



UTAH STATE FOOTBALL

12 Conference Championships • 14 Bowl Games • 13 NFL Draft Picks Since 2011 • 90 All-Mountain West Selections (2013-20)

/// 2021 SCHEDULE / RESULTS ///

DATE	OPPONENT	TV	TIME/RESULT
S 4	at Washington State	Pac-12	W, 26-23
S 10	NORTH DAKOTA	CBSSN	W, 48-24
S 18	at (RV) Air Force*	FS2	W, 49-45
S 25	BOISE STATE*	CBS	L, 3-27
O 1	#13 BYU	CBSSN	L, 20-34
O 16	at UNLV*	CBSSN	W, 28-24
O 22	COLORADO STATE*	CBSSN	W, 26-24
O 30	HAWAII*	Spectrum	W, 51-31
N 6	at New Mexico State	FloSports	W, 35-13
N 13	at San José State*	FS1	W, 48-17
N 20	WYOMING*	CBSSN	L, 17-44
N 26	at New Mexico*	FS1	11 am
D 4	MW Championship	Fox	1 pm

* Mountain West Game

All times Mountain. Home games in **BOLD CAPS**.

/// GAME 12 INFORMATION ///

TV: Fox Sports 1

- **Play-by-Play** Guy Haberman
- **Analyst** Will Blackmon
- **Xfinity (Utah)** Ch. 265/HD691
- **DirecTV** Ch. 219
- **DISH** Ch. 150

RADIO: Aggie Sports Network

- **Play-by-Play** Scott Garrard
- **Analyst** Kevin White
- **National** SXM App 983
- **Online** KSLSports.com/thezone/

SOCIAL MEDIA: #AGGIESALLTHEWAY

- **Twitter/Instagram** @USUFootball
- **Facebook** USUFootball
- **YouTube** UtahStateFootball
- **Live Stats** UtahState.Statbroadcast.com

/// AGGIE RADIO NETWORK ///

- Every Utah State football game can be heard live on the Aggie Radio Network. **Scott Garrard** serves as the play-by-play announcer, while former USU quarterback **Kevin White** (1988-89) will provide color analysis. Games can also be heard on the Internet (www.UtahStateAggies.com) by clicking on the 'Listen Live' link, as well as on the TuneIn App.
- Salt Lake City KZNS (1280 AM/97.5 FM)
- Logan KBLU-LP (92.3 FM)
- Green River KRPX (102.7 FM)
- Moab KRPX (100.3 FM)
- Montpelier, Idaho ... KZNS (1450 AM/101.7 FM)
- Orangeville KRPX (95.9 FM)
- Price KRPX (95.3 FM)

UTAH STATE CONCLUDES MOUNTAIN WEST PLAY AT NEW MEXICO

Game will be televised live on Fox Sports 1 on Friday, Nov. 26, at 11 a.m.



• Senior WR **Deven Thompkins** (13) leads the nation in receiving (137.1 ypg), is third in the nation in all-purpose yards (160.6 pg), 11th in the nation in receptions (7.5 pg) and 17th in the nation in receiving touchdowns with nine (0.8 pg). He is also tied for first nationally with eight 100-yard receiving games this year and is the only player in the nation with five games of 170-plus receiving yards. Thompkins is one of 10 semifinalists for the Biletnikoff Award.

/// THE MATCHUP ///

UTAH STATE (8-3, 5-2 MW) vs. NEW MEXICO (3-8, 1-6 MW)

Friday, Nov. 26, 2021 • 11 a.m. • Albuquerque, New Mexico • University Stadium (39,224)

UTAH STATE AGGIES

2021 Record: 8-3, 5-2 Mountain West

Last Game: Nov. 20, 2021

- L, 17-44 vs. Wyoming

Head Coach: Blake Anderson

• **School Record:** 8-3 (1st year)

• **Career Record:** 59-40 (8th year)

• **Mountain West Record:** 5-2 (1st year)

• **Conference Record:** 43-20 (8th year)

• **vs. New Mexico:** 0-0

Statistical Leaders

• **Pass:** Logan Bonner (212-354, 2,930, 27TD, 10 INT)

• **Rush:** Calvin Tyler Jr. (143-686, 5TD)

• **Rec.:** Deven Thompkins (82-1,508, 9TD)

• **Def.:** Justin Rice (95TKL, 12.0TFL, 3 INT, 1 FF)



NEW MEXICO LOBOS

2021 Record: 3-8, 1-6 Mountain West

Last Game: Nov. 20, 2021

- L, 0-37 at Boise State

Head Coach: Danny Gonzales

• **School Record:** 5-13 (2nd year)

• **Career Record:** 5-13 (2nd year)

• **Mountain West Record:** 3-11 (2nd year)

• **Conference Record:** 3-11 (2nd year)

• **vs. Utah State:** 0-1

Statistical Leaders

• **Pass:** Terry Wilson Jr. (101-174, 1,058, 7TD, 4 INT)

• **Rush:** Aaron Dumas (136-658, 2TD)

• **Rec.:** Luke Wysong (24-224)

• **Def.:** Jerrick Reed II (82TKL, 7 PBU)



/// KICKOFF COVERAGE ///

• Utah State is looking to win the Mountain Division of the Mountain West and advance to the MW Championship game for the second time in its nine years in the league, also doing so in 2013. In order to advance to the championship game, USU must defeat New Mexico and San Diego State must beat Boise State.

• Utah State's 8-3 record is tied for its 10th-best start to a season in school history and it is just the 13th time that an Aggie team has won at least eight games. Only seven teams in school history have won nine or more games. USU has also won five league games for just the 17th time ever.

• Utah State is 5-0 on the road this season and is looking to become the first team in school history to go 6-0 on the road. In fact, there have only been three teams in school history to not lose or tie a road game in a single season (1907 (1-0), 1911 (2-0), 1923 (4-0)).

• Utah State has won a school-record six games this season when trailing by double digits, including in all five of its road wins. USU is also 4-0 on the year in one-score games.

• Utah State's seven-game improvement from last year to this year is tied with Michigan State (2-5 in '20 to 9-2 in '21) for the third-best turnaround in the nation as the Aggies were 1-5 last season and are currently 8-3 this year. Only Michigan (2-4 in '20 to 10-1 in '21) and Northern Illinois (0-6 in '20 to 8-3 in '21) have had better turnarounds this year than USU.

• Senior WR **Deven Thompkins** has caught 82 passes for 1,508 yards this season and is 24 yards shy of breaking **Kevin Curtis'** school-record 1,531 receiving yards that was set in 2001. Thompkins is also 278 yards shy of breaking the Mountain West record of 1,785 receiving yards set by San Diego State's J.R. Tolver in 2002.

• Graduate junior QB **Logan Bonner** is 212-of-354 (.599) passing for 2,930 yards with 27 touchdowns and 10 interceptions and is 70 yards shy of becoming the sixth player in school history to throw for 3,000 yards in a single season. Furthermore, Bonner's 27 touchdown passes are tied with **Chuckie Keeton** (2012) for the second-most in school history and is five shy of tying the school record set by **Jordan Love** (2018) with 32.

/// ALPHABETICAL ///			/// NUMERICAL ///								
No.	Name	Pos.	No.	Name	Pos.	Ht.	Wt.	Cl.	Exp.	Hometown (High School/Last School)	
66	Aletor, Justin	OL	0	Patrick Joyner Jr.	DE	6-2	230	Jr.	TR	Homestead, Florida (South Dade HS/Miami)	
58	Ali'ifua, Demytrick	OL	0	Jordan Nathan	WR	5-9	185	G-Sr.	4L	Monrovia, California (Monrovia HS)	
69	Alo, Falepule	OL	1	Logan Bonner	QB	6-1	230	G-Jr.	TR	Rowlett, Texas (Rowlett HS/Arkansas State)	
38	Alo, Johnny	ILB	1	Kyle Mayberry	CB	5-10	180	G-Sr.	TR	Tulsa, Oklahoma (Booker T. Washington HS/Kansas)	
22	Anyanwu, Michael	CB	2	John Gentry	RB	5-10	190	So.	1L	Houston, Texas (North Shore HS)	
9	Bannerman, Jaylin	DE	3	Justin Rice	ILB	6-2	225	G-Sr.	TR	Modesto, California (Central Catholic HS/Arkansas State)	
4	Bond, Shaq	S	4	Shaq Bond	S	5-11	185	G-Sr.	3L	Decatur, Illinois (MacArthur HS/Southwestern JC)	
1	Bonner, Logan	QB	4	Calvin Tyler Jr.	RB	5-8	210	G-Jr.	TR	Beaumont, Texas (Silsbee HS/Oregon State)	
60	Bowles, Wyatt	OL	5	Cash Gilliam	OLB	6-0	200	G-Sr.	2L	Dayton, Ohio (Wayne HS/Arizona Western JC)	
16	Bowling, Brandon	WR	5	Cooper Legas	QB	6-1	205	So.	SQ	Orem, Utah (Orem HS)	
55	Bredsguard, Aaron	DT	6	Cam Lampkin	CB	5-10	170	Jr.	2L	Mesquite, Texas (Poteet HS)	
41	Breshears, McKay	ILB	6	Andrew Peasley	QB	6-2	200	Jr.	1L	La Grande, Oregon (La Grande HS)	
85	Buchanan, Parker	TE	7	Josh Calvin	QB	6-2	205	So.	SQ	Bellflower, California (Mayfair HS)	
7	Calvin, Josh	QB	7	Devonta'e Henry-Cole	RB	5-8	195	G-Sr.	1L	Boca Raton, Florida (St. Thomas Aquinas HS/Utah)	
12	Carter, Ajani	OLB	7	Xavion Steele	CB	5-9	170	Sr.	1L	Hemet, California (Orange Lutheran HS/Fullerton JC)	
80	Carter, Sean	WR	8	Derek Wright	WR	6-1	195	Sr.	2L	Sterling, Utah (Manti HS/Snow College)	
59	Coles, Connor	PK	9	Jaylin Bannerman	DE	6-5	230	G-Sr.	2L	Pickerington, Ohio (Pickerington Central HS/Arizona Western JC)	
18	Davis, NyNy	WR	9	Kyle Van Leeuwen	WR	5-9	180	So.	SQ	Provo, Utah (Timpview HS)	
74	Dolphin, Chandler	OL	10	Justin McGriff	WR	6-6	215	Jr.	1L	Tampa, Florida (Jefferson HS/ASA College of Miami)	
43	Drews, Jack	TE	10	AJ Vongphachanh	ILB	6-2	230	Jr.	2L	Pasco, Washington (Chiawana HS)	
72	Edwards, Alfred	OL	11	Savon Scarver	WR	5-11	175	Sr.	4L	Las Vegas, Nevada (Centennial HS)	
49	Garcia, Jacob	LS	11	Byron Vaughns	DE	6-4	230	Jr.	TR	Fort Worth, Texas (Eastern Hills HS/Texas)	
13	Gates, Shawn	CB	12	Ajani Carter	OLB	6-0	185	Jr.	2L	Houston, Texas (North Shore HS)	
2	Gentry, John	RB	13	Shawn Gates	CB	6-0	175	Fr.	HS	Akron, Ohio (East HS)	
5	Gilliam, Cash	S	13	Deven Thompkins	WR	5-8	155	Sr.	3L	Fort Myers, Florida (Dunbar HS)	
21	Grayson, Andre	CB	14	Zahodri Jackson	CB	5-10	185	Sr.	3L	Sarasota, Florida (Riverview HS)	
25	Green, Jarrod	S	14	Garrett Larson	QB	6-3	200	Fr.	RS	Kaysville, Utah (Davis HS)	
64	Hadlock, Griffin	OL	15	Simon Thompson	ILB	6-1	215	So.	SQ	Salem, Oregon (West Salem HS)	
24	Hadnot, Quinton	WR	15	Otto Tia	WR	6-4	220	Fr.	HS	Layton, Utah (Northridge HS)	
91	Hansen, James	DT	16	Brandon Bowling	WR	5-9	185	G-Sr.	TR	McKinney, Texas (Boyd HS/Arkansas State)	
56	Hansen, Johnson	DT	17	Luke Marion	S	6-0	190	So.	1L	Tualatin, Oregon (Tualatin HS)	
33	Hanson, Gerald	RB	17	Jamie Nance	WR	6-1	175	R-Fr.	TR	Blanchard, Oklahoma (Blanchard HS/Nebraska)	
70	Harris, Addison	OL	18	NyNy Davis	WR	5-8	150	Fr.	HS	Attalla, Alabama (Etowah HS)	
37	Harris, Keith	OLB	19	Ike Larsen	S	5-10	170	Fr.	HS	Smithfield, Utah (Sky View HS)	
68	Hayes, Jonah	OL	20	Timm Van Leeuwen	WR	6-2	160	Fr.	HS	Logan, Utah (Logan HS)	
42	Heninger, Nick	DE	20	Crew Wakley	S	6-0	190	Fr.	RS	Sandy, Utah (Jordan HS)	
7	Henry-Cole, Devonta'e	RB	21	Andre Grayson	CB	5-8	175	G-Sr.	3L	Rancho Cucamonga, California (Etiwanda HS)	
62	Hogan, Sam	K	22	Michael Anyanwu	CB	5-9	170	Jr.	2L	Covina, California (Charter Oak HS)	
14	Jackson, Zahodri	CB	23	Dominic Tatum	S	6-2	175	Jr.	2L	Culver City, California (Culver City HS)	
28	Jacobsen, Franky	WR	24	Quinton Hadnot	WR	6-0	190	So.	SQ	San Marcos, California (Mission Hills HS)	
32	Jarvis, Reece	WR	25	Jarrod Green	S	5-11	185	Sr.	3L	Elk Grove, California (Cosumnes Oaks HS)	
94	Jolley, Kaden	DE	26	Monte McGary	S	6-0	185	Jr.	TR	Omaha, Nebraska (Omaha South HS/Troy)	
31	Jones, Cooper	RB	27	Hunter Reynolds	S	6-0	200	G-Jr.	TR	South Orange, New Jersey (Choate Rosemary Hall/Michigan)	
0	Joyner Jr., Patrick	DE	28	Franky Jacobsen	WR	5-11	170	Fr.	HS	North Salt Lake City, Utah (Woods Cross HS)	
77	Knapp, Calvin	OL	29	Pailate Makakona	RB	5-10	220	Jr.	1L	West Valley City, Utah (Hunter HS/Colorado Mesa)	
75	Knight, Maisen	OL	30	Patrick Maddox	OLB	5-10	205	Jr.	1L	Portland, Oregon (Westview HS/Linfield College)	
63	Kotsanlee, Stephen	P	31	Cooper Jones	RB	5-6	170	Jr.	SQ	Elko, Nevada (Elko HS/Butte CC)	
6	Lampkin, Cam	CB	32	Reece Jarvis	WR	5-9	180	So.	TR	Columbia, Missouri (Rockbridge HS/Arkansas State)	
87	Lane, Broc	TE	32	Garrett Walchli	WR	5-8	170	Fr.	RS	Hermiston, Oregon (Hermiston HS)	
19	Larsen, Ike	S	33	Gerald Hanson	RB	6-1	195	Fr.	HS	Houston, Texas (Klein HS)	
14	Larson, Garrett	QB	33	Kevin Meitzenheimer	ILB	6-0	245	Sr.	4L	Moreno Valley, California (Moreno Valley HS)	
5	Legas, Cooper	QB	34	Elelyon Noa	RB	5-8	200	So.	1L	La Mesa, California (Helix HS)	
84	MacGillivray, Ryder	WR	36	Dusten Ramseyer-Burdett	S	6-0	185	Jr.	TR	Anahola, Hawaii (Kapaa HS/Linfield)	
30	Maddox, Patrick	OLB	37	Keith Harris	OLB	5-11	170	So.	SQ	Lawndale, California (Leuzinger HS)	
44	Maile, Bo	DT	38	Johnny Alo	ILB	5-10	205	Fr.	HS	Salt Lake City, Utah (West HS)	
53	Maile, Kina	ILB	39	Jaden Smith	CB	5-10	175	So.	RS	Richmond, Texas (Foster HS/Incarnate Word)	
29	Makakona, Pailate	RB	40	Sione Moa	ILB	6-1	220	Fr.	HS	Ogden, Utah (Weber HS)	
17	Marion, Luke	S	41	McKay Breshears	ILB	6-0	210	Fr.	HS	Declo, Idaho (Declo HS)	
1	Mayberry, Kyle	CB	42	Nick Heninger	DE	6-2	235	G-Sr.	2L	South Jordan, Utah (Bingham HS/Utah)	
93	McFarland, Darius	DE	43	Jack Drews	TE	6-3	240	So.	SQ	Ramona, California (Ramona HS)	
26	McGary, Monte	S	44	Bo Maile	DT	6-2	280	Fr.	HS	South Jordan, Utah (Bingham HS)	
10	McGriff, Justin	WR	45	Enoka Migao	DE	6-5	230	Fr.	HS	Temecula, California (Chaparral HS)	
79	Meacham, Wade	OL	46	Addison Trupp	DE	6-2	235	So.	SQ	Salt Lake City, Utah (East HS)	
33	Meitzenheimer, Kevin	ILB	47	Kaleo Neves	ILB	6-1	190	So.	1L	Provo, Utah (Timpview HS)	
73	Migao, Elia	OL	48	Seni Tuiaki	DT	6-1	280	Fr.	HS	Salt Lake City, Utah (East HS)	
45	Migao, Enoka	DE	49	Jacob Garcia	LS	6-0	245	Fr.	RS	Anaheim, California (Servite HS)	
40	Moa, Sione	ILB	50	Jesse Vasquez	LS	5-11	215	So.	SQ	Los Angeles, California (Oaks Christian School)	
95	Moore, Marcus	DT	51	Quazzel White	OL	6-3	310	Jr.	TR	Tacoma, Washington (Lincoln HS/TCU)	
56	Motes, Cole	OL	52	Jaymason Willingham	ILB	6-1	225	So.	SQ	Steilacoom, Washington (Steilacoom HS)	
92	Motu'apuaka, Hale	DT	53	Kina Maile	ILB	6-1	230	So.	1L	Salt Lake City, Utah (East HS)	





/// NUMERICAL ///

No.	Name	Pos.	Ht.	Wt.	Cl.	Exp.	Hometown (High School/Last School)
55	Aaron Bredsguard	DT	6-2	280	So.	SQ	Bountiful, Utah (Viewmont HS)
56	Johnson Hansen	DT	6-3	290	Fr.	HS	Salt Lake City, Utah (East HS)
56	Cole Motes	OL	6-5	300	Fr.	RS	Thatcher, Arizona (Thatcher HS)
58	Demytrick Ali'ifua	OL	6-3	320	G-Sr.	4L	Hayward, California (San Leandro HS)
59	Connor Coles	PK	5-11	205	G-Sr.	1L	Bozeman, Montana (Bozeman HS)
60	Wyatt Bowles	OL	6-5	295	Jr.	SQ	West Point, Utah (Syracuse HS)
62	Sam Hogan	K	5-11	180	So.	SQ	Hudson Falls, New York (Glens Falls HS/Cornell)
63	Stephen Kotsanlee	P	6-1	205	So.	1L	Melbourne, Australia (Box Hill HS)
64	Griffin Hadlock	OL	6-2	255	Fr.	HS	American Fork, Utah (American Fork HS)
66	Justin Aletor	OL	6-4	275	So.	TR	Avondale, Arizona (Agua Fria HS/San Diego)
68	Jonah Hayes	OL	6-4	300	Fr.	HS	Vancouver, Washington (Evergreen HS)
69	Falepule Alo	OL	6-1	300	So.	1L	Salt Lake City, Utah (West HS)
70	Addison Harris	OL	6-3	255	Fr.	HS	Holladay, Utah (Olympus HS)
72	Alfred Edwards	OL	6-7	320	Sr.	3L	Redlands, California (Redlands Senior HS)
73	Elia Migao	OL	6-2	350	Fr.	HS	Temecula, California (Chaparral HS)
74	Chandler Dolphin	OL	6-3	290	Sr.	1L	Sandy, Utah (Alta HS)
75	Maisen Knight	OL	6-5	315	G-Sr.	TR	Salt Lake City, Utah (Judge Memorial HS/Liberty)
76	Jackson Owens	OL	6-4	320	So.	1L	Sandy, Utah (East HS)
77	Calvin Knapp	OL	6-3	275	So.	JC	Jackson, Wisconsin (Germantown HS/Iowa Western CC)
78	Jacob South	OL	6-5	290	Jr.	2L	Anacortes, Washington (Anacortes HS)
79	Wade Meacham	OL	6-5	310	Jr.	1L	Layton, Utah (Layton HS)
80	Sean Carter	WR	6-3	190	G-Sr.	1L	Westlake Village, California (Westlake HS/Fullerton JC)
81	Tim Patrick Jr.	WR	6-0	180	Jr.	2L	San Diego, California (Morse HS)
82	Jackson Rigby	TE	6-4	230	Fr.	HS	Kaysville, Utah (Davis HS)
83	Joey Rouly	PK	6-0	190	So.	1L	Anaheim, California (Canyon HS)
83	Josh Sterzer	TE	6-3	230	So.	1L	Salt Lake City, Utah (Taylorsville HS)
84	Ryder MacGillivray	WR	6-1	190	Fr.	HS	Provo, Utah (Provo HS)
85	Parker Buchanan	TE	6-6	215	Fr.	HS	Brigham City, Utah (Box Elder HS)
86	D'Andre Randolph	WR	6-3	220	Fr.	HS	Sandy, Utah (Alta HS)
87	Broc Lane	TE	6-4	235	So.	1L	Chandler, Arizona (Perry HS)
88	Carson Terrell	TE	6-5	240	Sr.	4L	Lehi, Utah (Lehi HS)
89	Elliott Nimrod	PK	6-0	175	So.	TR	Bentonville, Arkansas (Bentonville HS/Arkansas State)
90	Phillip Paea	DT	6-4	300	G-Jr.	TR	Berrien Springs, Michigan (Berrien Springs HS/Michigan)
91	James Hansen	DT	6-2	290	Jr.	1L	Fontana, California (Kaiser HS/Riverside CC)
92	Hale Motu'apuaka	DT	6-1	275	Jr.	2L	Honolulu, Hawaii (Punahou HS)
93	Darius McFarland	DE	6-1	235	So.	TR	Brigham City, Utah (Box Elder HS/BYU)
94	Kaden Jolley	DE	6-1	220	Fr.	HS	Fruita, Colorado (Fruita Monument HS)
95	Marcus Moore	DT	6-2	270	G-Sr.	1L	Pasadena, California (Crespi HS/UCLA)
96	Poukesi Vakauta	DT	6-0	285	So.	SQ	Euless, Texas (Trinity HS)
97	Holden Tennant	DE	6-3	255	Fr.	HS	South Jordan, Utah (Bingham HS)
99	Aurion Peoples	DT	6-2	305	Jr.	JC	Compton, California (Lancaster HS/College of the Canyons)

/// ALPHABETICAL ///

No.	Name	Pos
17	Nance, Jamie	WR
0	Nathan, Jordan	WR
47	Neves, Kaleo	ILB
89	Nimrod, Elliott	PK
34	Noa, Elelyon	RB
76	Owens, Jackson	OL
90	Paea, Phillip	DT
81	Patrick Jr., Tim	WR
6	Peasley, Andrew	QB
99	Peoples, Aurion	DT
36	Ramseyer- Burdett, Dusten	S
86	Randolph, D'Andre	WR
27	Reynolds, Hunter	S
3	Rice, Justin	ILB
82	Rigby, Jackson	TE
83	Rouly, Joey	PK
11	Scarver, Savon	WR
39	Smith, Jaden	CB
78	South, Jacob	OL
7	Steele, Xavion	CB
83	Sterzer, Josh	TE
23	Tatum, Dominic	S
97	Tennant, Holden	DE
88	Terrell, Carson	TE
13	Thompkins, Deven	WR
15	Thompson, Simon	ILB
15	Tia, Otto	WR
46	Trupp, Addison	DE
48	Tuiaki, Seni	DT
4	Tyler Jr., Calvin	RB
96	Vakauta, Poukesi	DT
9	Van Leeuwen, Kyle	WR
20	Van Leeuwen, Timm	WR
50	Vasquez, Jesse	LS
11	Vaughns, Byron	DE
10	Vongphachanh, AJ	ILB
20	Wakley, Crew	S
32	Walchli, Garrett	WR
51	White, Quazzel	OL
52	Willingham, Jaymason	ILB
8	Wright, Derek	WR

/// COACHES / SUPPORT STAFF ///

Head Coach: Blake Anderson (Sam Houston State, 1992), First Year; **Offensive Coordinator (Quarterbacks):** Anthony Tucker (Fresno State, 1999), First Year; **Defensive Coordinator (Safeties):** Ephraim Banda (Incarnate Word, 2011), First Year; **Special Teams Coordinator (Outside Linebackers):** Nick Paremksi (Wisconsin-La Crosse, 2003), First Year; **Passing Game Coordinator (Wide Receivers):** Kyle Cefalo (Colorado, 2012), First Year; **Assistant Coach (Running Backs):** Chuckie Keeton (Utah State, 2015), First Year; **Assistant Coach (Tight Ends):** DJ Tialavea (Utah State, 2013), First Year; **Assistant Coach (Offensive Line):** Micah James (Middle Tennessee, 2012), First Year; **Assistant Coach (Inside Linebackers):** Mike Zuckerman (Miami, Florida, 2012), First Year; **Assistant Coach (Defensive Line):** Al Lapuaho (Utah State, 2013), First Year; **Assistant Coach (Cornerbacks):** Ray Brown (East Central University, 2009), First Year; **Head Football Strength & Conditioning Coach:** Paul Jackson (Montclair State, 2006), First Year; **Assistant Strength & Conditioning Coach:** Jordan Sims (Mississippi, 2017), First Year; **Assistant Strength & Conditioning Coach:** Julian Whitehead (Mississippi, 2011), First Year; **Assistant Strength & Conditioning Coach:** Dalton Elliott (Sioux Falls, 2018), Second Year; **Strength & Conditioning Graduate Assistant:** Thomas Gilson (Massachusetts, 2011), First Year; **Defensive Front Specialist:** Alex Devine (Mississippi State, 2015), First Year; **Senior Offensive Analyst:** Michael Gibbs (Delta State, 2016), First Year; **Defensive Graduate Assistant:** Tim Burmeister (Wisconsin-Stevens Point, 2015), Second Year; **Defensive Graduate Assistant:** Chris Labidou (Bowie State, 2016), First Year; **Offensive Graduate Assistant:** Cade Camp (Central Arkansas, 2017), First Year; **Offensive Graduate Assistant:** Hayden Kingston (UCF, 2020), First Year; **Defensive Analyst:** Ethan Morriss (West Texas A&M, 2015), First Year; **Offensive Analyst:** Fredi Knighten (Arkansas State, 2016), First Year; **Special Teams Quality Control:** Bobby Dodd (Arkansas State, 2016), First Year; **Analyst:** Austin Albrecht (Utah State, 2016), First Year; **Analyst:** Jumanne Robertson (Utah State, 2012), Second Year; **Defensive Recruiting Analyst:** BJ Edmunds (Arkansas State, 2019), First Year; **Offensive Recruiting Analyst:** JT May (Arizona, 2012), Second Year; **Director of Operations:** Scotty Conley (Texas A&M-Commerce, 1970), First Year; **Director of Player Personnel:** Dave Roberson (Wilmington, 2003), First Year; **On-Campus Recruiting:** Rachel Harris (Louisville, 2014), First Year; **Assistant Director of Operations:** Mitch Hardy (Arkansas State, 2017), First Year; **Associate Athletics Director for Sports Medicine:** Mike Williams (Utah State, 1996), 23rd Year; **Assistant Athletics Director for Video Operations:** Bill Garren (Idaho State, 2002), 16th Year; **Assistant Equipment Manager:** Bo Bates (Oregon, 2017), Third Year.

/// ON THE SIDELINES ///



Blake Anderson
Head Coach



Ephraim Banda
Def. Coord./ Safeties



Nick Paremksi
Special Teams Coord./OLB



Kyle Cefalo
Passing Game Coord./WR



Chuckie Keeton
Running Backs



DJ Tialavea
Tight Ends



Micah James
Defensive Line



Al Lapuaho
Defensive Line



Ray Brown
Cornerbacks



Anthony Tucker
Off. Coord./ Quarterbacks



Mike Zuckerman
Inside Linebackers

/// PRESS BOX ///





2021 UTAH STATE DEPTH CHART

/// OFFENSE ///

X-WR	10	Justin McGriff (6-6, 215, Jr., 1L)
	0	Jordan Nathan (5-9, 185, G-Sr., 4L)
H-WR	13	Deven Thompkins (5-8, 155, Sr., 3L)
-or-	16	Brandon Bowling (5-9, 185, G-Sr., TR)
	9	Kyle Van Leeuwen (5-9, 180, So., SQ)
-or-	18	NyNy Davis (5-8, 150, Fr., HS)
LT	72	Alfred Edwards (6-7, 320, Sr., 3L)
	77	Calvin Knapp (6-3, 275, So., JC)
LG	58	Demytrick Ali'ifua (6-3, 320, Sr., 4L)
	76	Jackson Owens (6-4, 320, So., 1L)
-or-	79	Wade Meacham (6-5, 310, Jr., 1L)
C	74	Chandler Dolphin (6-3, 290, Sr., 1L)
	69	Falepule Alo (6-1, 300, So., 1L)
RG	51	Quazzel White (6-3, 310, Jr., TR)
	79	Wade Meacham (6-5, 310, Jr., 1L)
RT	78	Jacob South (6-5, 290, Jr., 2L)
	56	Cole Motes (6-5, 300, Fr., RS)
TE	88	Carson Terrell (6-5, 240, Sr., 4L)
	83	Josh Sterzer (6-3, 230, So., 1L)
Z-WR	8	Derek Wright (6-1, 195, Sr., 2L)
	11	Savon Scarver (5-11, 175, Sr., 4L)
RB	4	Calvin Tyler Jr. (5-8, 210, G-Jr., TR)
-or-	34	Elelyon Noa (5-8, 200, So., 1L)
-or-	29	Pailate Makakona (5-10, 220, Jr. 1L)
-or-	2	John Gentry (5-10, 190, So., 1L)
QB	1	Logan Bonner (6-1, 230, G-Jr., TR)
	6	Andrew Peasley (6-2, 200, Jr., 1L)
	5	Cooper Legas (6-1, 205, So., SQ)

/// DEFENSE ///

DE	42	Nick Heninger (6-2, 235, G-Sr., 2L)
	9	Jaylin Bannerman (6-5, 230, G-Sr., 2L)
	46	Addison Trupp (6-2, 235, So., SQ)
DT	95	Marcus Moore (6-2, 270, G-Sr., 1L)
	90	Phillip Paea (6-4, 300, Jr., TR)
	48	Seni Tuiaki (6-1, 280, Fr., HS)
DT	92	Hale Motu'apuaka (6-1, 275, Jr., 2L)
	96	Poukesi Vakauta (6-0, 285, So., SQ)
	56	Johnson Hansen (6-3, 290, Fr., HS)
DE	11	Byron Vaughns (6-4, 230, Jr., TR)
	0	Patrick Joyner Jr. (6-2, 230, Jr., TR)
ILB	3	Justin Rice (6-2, 225, G-Sr., TR)
	53	Kina Maile (6-1, 230, So., 1L)
ILB	10	AJ Vongphachanh (6-2, 230, Jr., 2L)
-or-	33	Kevin Meitzenheimer (6-0, 245, Sr., 4L)
STR	5	Cash Gilliam (6-0, 200, G-Sr., 2L)
	12	Ajani Carter (6-0, 185, Jr., 2L)
CB	22	Michael Anyanwu (5-9, 170, Jr., 2L)
	14	Zahodri Jackson (5-10, 185, Sr., 3L)
	1	Kyle Mayberry (5-10, 180, G-Sr., TR)
S	4	Shaq Bond (5-11, 185, G-Sr., 3L)
	25	Jarrold Green (5-11, 185, Sr., 3L)
S	27	Hunter Reynolds (6-0, 200, G-Jr., TR)
	26	Monte McGary (6-0, 185, Jr., TR)
CB	6	Cam Lampkin (5-10, 170, Jr., 2L)
	21	Andre Grayson (5-8, 175, G-Sr., 3L)

/// SPECIALISTS ///

P	63	Stephen Kotsanlee (6-1, 205, So., 1L)
	62	Sam Hogan (5-11, 180, So., SQ)
PK	59	Connor Coles (5-11, 205, G-Sr., 1L)
	62	Sam Hogan (5-11, 180, So., SQ)
	89	Elliott Nimrod (6-0, 175, So., TR)
KO	89	Elliott Nimrod (6-0, 175, So., TR)
	62	Sam Hogan (5-11, 180, So., SQ)

LS	49	Jacob Garcia (6-0, 245, Fr., RS)
	50	Jesse Vazquez (5-11, 215, So., SQ)
HLD	63	Stephen Kotsanlee (6-1, 205, So., 1L)
	89	Elliott Nimrod (6-0, 175, So., TR)
PR	0	Jordan Nathan (5-9, 185, G-Sr., 4L)
KOR	11	Savon Scarver (5-11, 175, Sr., 4L)
	13	Deven Thompkins (5-8, 155, Sr., 3L)

Bold -- denotes 2020 starter

/// PRONUNCIATION GUIDE ///

58 Demytrick Ali'ifua Ah-lee-ee-foo-uh	79 Wade Meacham Me-chum	11 Savon Scarver Say-von
69 Falepule Alo Fuh-lay-poo-lay Ah-low	33 Kevin Meitzenheimer Met-zen-hi-mur	7 Xavion Steele Za-vee-on
22 Michael Anyanwu Aun-yawn-wu	73 Elia Migao Eh-lee-uh Ming-ow	88 Carson Terrell Tear-ul
12 Ajani Carter Ah-jah-knee	45 Enoke Migao Eh-no-kuh Ming-ow	15 Otto Tia Ah-toe Tee-uh
5 Cash Gilliam Gill-ee-um	40 Sione Moa See-oh-neh Mo-ah	46 Addison Trupp Troop
42 Nick Heninger Hen-in-gir	56 Cole Motes Mow-ts	48 Seni Tuiaki Sen-ee Too-ee-uh-kee
14 Zahodri Jackson Zuh-haad-ree	92 Hale Motu'apuaka . Huh-lay Mow-too-uh-poo-uh-kuh	96 Poukesi Vakauta Poe-kes-e Va-ka-oo-ta
63 Stephen Kotsanlee Kot-sun-lee	47 Kaleo Neves Kuh-lay-o Nev-s	9 Kyle Van Leeuwen Van Lou-en
5 Cooper Legas Lay-gah	34 Elelyon Noa L-L-E-On No-uh	10 AJ Vongphachanh Vong-puh-chawn
44 Bo Maile My-lay	90 Phillip Paea Pie-uh	32 Garrett Walchli Wall-cha-lee
53 Kina Maile Key-nuh My-lay	99 Aurion Peoples Are-e-on	51 Quazzel White Kwah-zel
29 Pailate Makakona ... Pie-la-teh Ma-ka-kona	83 Joey Rouly Row-lee	





/// SQUAD BREAKDOWN (111) ///

Freshmen	30
Sophomores	30
Juniors	26
Seniors	25

/// LETTERMEN RETURNING (44) ///

OFFENSE (20)

Demytrick Ali'ifua (G-Sr., 6-3, 320, 4L)	OL
Falepule Alo (So., 6-1, 300, 1L)	OL
Alfred Edwards (Sr., 6-7, 320, 3L)	OL
John Gentry (So., 5-10, 190, 1L)	RB
Devonta'e Henry-Cole (G-Sr., 5-8, 195, 1L) ..	RB
Broc Lane (So., 6-4, 235, 1L)	TE
Pailate Makakona (Jr., 5-10, 220, 1L)	RB
Justin McGriff (Jr., 6-6, 215, 1L)	WR
Wade Meacham (Jr., 6-5, 310, 1L)	OL
Jordan Nathan (G-Sr., 5-9, 185, 4L)	WR
Elelyon Noa (So., 5-8, 200, 1L)	RB
Jackson Owens (So., 6-4, 320, 1L)	OL
Tim Patrick Jr. (Jr., 6-0, 180, 2L)	WR
Andrew Peasley (Jr., 6-2, 200, 1L)	QB
Savon Scarver (Sr., 5-11, 175, 4L)	WR
Jacob South (Jr., 6-5, 290, 2L)	OL
Josh Sterzer (So., 6-3, 230, 1L)	TE
Carson Terrell (Sr., 6-5, 240, 4L)	TE
Deven Thompkins (Sr., 5-8, 155, 3L)	WR
Derek Wright (Sr., 6-1, 195, 2L)	WR

DEFENSE (21)

Michael Anyanwu (Jr., 5-9, 170, 2L)	CB
Jaylin Bannerman (G-Sr., 6-5, 230, 2L)	DE
Shaq Bond (G-Sr., 5-11, 185, 3L)	S
Ajani Carter (Jr., 6-0, 185, 2L)	OLB
Cash Gilliam (G-Sr., 6-0, 200, 2L)	OLB
Andre Grayson (G-Sr., 5-8, 175, 3L)	CB
Jarrold Green (Sr., 5-11, 185, 3L)	S
James Hansen (Jr., 6-2, 290, 1L)	DT
Nick Heninger (G-Sr., 6-2, 235, 2L)	DE
Zahodri Jackson (Sr., 5-10, 185, 3L)	CB
Cam Lampkin (Jr., 5-10, 170, 2L)	CB
Patrick Maddox (Jr., 5-10, 205, 1L)	OLB
Kina Maile (So., 6-1, 230, 1L)	ILB
Luke Marion (So., 6-0, 190, 1L)	S
Kevin Meitzenheimer (Sr., 6-0, 245, 4L) ..	ILB
Marcus Moore (G-Sr., 6-2, 270, 1L)	DT
Hale Motu'apuaka (Jr., 6-1, 275, 2L)	DT
Kaleo Neves (So., 6-1, 190, 1L)	ILB
Xavion Steele (Sr., 5-9, 170, 1L)	CB
Dominic Tatum (Jr., 6-2, 175, 2L)	S
AJ Vongphachanh (Jr., 6-2, 230, 2L)	ILB

SPECIALISTS (3)

Connor Coles (G-Sr., 5-11, 205, 1L)	PK
Stephen Kotsanlee (So., 6-1, 205, 1L)	P
Joey Rouly (So., 6-0, 190, 1L)	PK

/// STARTERS RETURNING (18) ///

OFFENSE (9)

Demytrick Ali'ifua (G-Sr., 6-3, 320, 4L)	OL
Falepule Alo (So., 6-1, 300, 1L)	OL
Alfred Edwards (Sr., 6-7, 320, 3L)	OL
Devonta'e Henry-Cole (G-Sr., 5-8, 195, 1L) ..	RB
Justin McGriff (Jr., 6-6, 215, 1L)	WR
Jacob South (Jr., 6-5, 290, 2L)	OL
Carson Terrell (Sr., 6-5, 240, 4L)	TE
Deven Thompkins (Sr., 5-8, 155, 3L)	WR
Derek Wright (Sr., 6-1, 195, 2L)	WR

/// STARTERS RETURNING (cont.) ///

DEFENSE (9)

Shaq Bond (G-Sr., 5-11, 185, 3L)	S
Andre Grayson (G-Sr., 5-8, 175, 3L)	CB
Nick Heninger (G-Sr., 6-2, 235, 2L)	DE
Zahodri Jackson (Sr., 5-10, 185, 3L)	CB
Kevin Meitzenheimer (Sr., 6-0, 245, 4L) ..	ILB
Cam Lampkin (Jr., 5-10, 170, 2L)	CB
Marcus Moore (G-Sr., 6-2, 270, 1L)	DT
Dominic Tatum (Jr., 6-2, 175, 2L)	S
AJ Vongphachanh (Jr., 6-2, 230, 2L)	ILB

/// REDSHIRTS RETURNING (6) ///

OFFENSE (3)

Garrett Larson (Fr., 6-3, 200, RS)	QB
Cole Motes (Fr., 6-5, 300, RS)	OL
Garrett Walchli (Fr., 5-8, 170, RS)	WR

DEFENSE (2)

Jaden Smith (So., 5-10, 175, RS)	CB
Crew Wakley (Fr., 6-0, 190, RS)	S

SPECIALISTS (1)

Jacob Garcia (Fr., 6-0, 245, RS)	LS
--	----

/// SQUADMEN RETURNING (17) ///

OFFENSE (9)

Wyatt Bowles (Jr., 6-5, 295, SQ)	OL
Josh Calvin (So., 6-2, 205, SQ)	QB
Sean Carter (G-Sr., 6-3, 190, 1L)	WR
Chandler Dolphin (Sr., 6-3, 290, 1L)	OL
Jack Drews (So., 6-3, 240, SQ)	TE
Quinton Hadnot (So., 6-0, 190, SQ)	WR
Cooper Jones (Jr., 5-6, 170, SQ)	RB
Cooper Legas (So., 6-1, 205, SQ)	QB
Kyle Van Leeuwen (So., 5-9, 180, SQ)	WR

DEFENSE (6)

Aaron Bredsguard (So., 6-2, 280, SQ)	DT
Keith Harris (So., 5-11, 170, SQ)	OLB
Addison Trupp (So., 6-2, 235, SQ)	DE
Poukesi Vakauta (So., 6-0, 260, SQ)	DE
Simon Thompson (So., 6-1, 215, SQ)	ILB
Jaymason Willingham (So., 6-1, 225, SQ) ..	ILB

SPECIALISTS (2)

Sam Hogan (So., 5-11, 180, SQ)	PK
Jesse Vasquez (So., 5-11, 215, SQ)	LS

/// NEWCOMERS (44) ///

OFFENSE (22)

Justin Aletor (So., 6-4, 275, TR)	OL
Logan Bonner (G-Jr., 6-1, 230, TR)	QB
Brandon Bowling (G-Sr., 5-9, 185, TR)	WR
Parker Buchanan (Fr., 6-6, 215, HS)	TE
NyNy Davis (Fr., 5-8, 150, HS)	WR
Griffin Hadlock (Fr., 6-2, 255, HS)	OL
Gerald Hanson (Fr., 6-1, 195, HS)	RB
Addison Harris (Fr., 6-3, 255, HS)	OL
Jonah Hayes (Fr., 6-4, 300, HS)	OL
Franky Jacobsen (Fr., 5-11, 170, HS)	WR
Reece Jarvis (So., 5-9, 180, TR)	WR
Calvin Knapp (So., 6-3, 275, JC)	OL
Maisen Knight (G-Sr., 6-5, 315, TR)	OL
Ryder MacGillivray (Fr., 6-1, 190, HS)	WR
Elia Migao (Fr., 6-2, 350, HS)	OL
Jamie Nance (R-Fr., 6-1, 175, TR)	WR
D'Andre Randolph (Fr., 6-3, 220, HS)	WR
Jackson Rigby (Fr., 6-4, 230, HS)	TE
Otto Tia (Fr., 6-4, 220, HS)	WR
Calvin Tyler Jr. (G-Jr., 5-8, 210, TR)	RB
Timm Van Leeuwen (Fr., 6-2, 160, HS)	WR
Quazzel White (Jr., 6-3, 310, TR)	OL

/// NEWCOMERS (cont.) ///

DEFENSE (21)

Johnny Alo (Fr., 5-10, 205, HS)	ILB
McKay Breshears (Fr., 6-0, 210, HS)	ILB
Shawn Gates (6-0, 175, HS)	CB
Johnson Hansen (Fr., 6-3, 290, HS)	DT
Kaden Jolley (Fr., 6-1, 220, HS)	DE
Patrick Joyner Jr. (Jr., 6-2, 230, TR)	DE
Ike Larsen (Fr., 5-10, 170, HS)	CB
Bo Maile (Fr., 6-2, 280, HS)	DE
Kyle Mayberry (G-Sr., 5-10, 180, TR)	CB
Darius McFarland (So., 6-1, 235, TR)	DE
Monte McGary (Jr., 6-0, 185, TR)	S
Enoka Migao (Fr., 6-5, 230, HS)	DE
Sione Moa (Fr., 6-1, 220, HS)	ILB
Phillip Paea (G-Jr., 6-4, 300, TR)	DT
Aurion Peoples (Jr., 6-2, 305, JC)	DT
Dusten Ramseyer-Burdett (6-0, 185, HS)	S
Hunter Reynolds (G-Jr., 6-0, 200, TR)	CB
Justin Rice (G-Sr., 6-2, 225, TR)	ILB
Holden Tennant (Fr., 6-3, 255, HS)	DE
Seni Tuiaki (Fr., 6-1, 280, HS)	DT
Byron Vaughns (Jr., 6-4, 230, TR)	DE

SPECIALISTS (1)

Elliott Nimrod (So., 6-0, 175, TR)	PK
--	----

/// LETTERMEN LOST (20) ///

OFFENSE (7)

Taylor Compton (Sr., 5-8, 175, 3L)	WR
Andy Koch (Jr., 6-6, 290, 2L)	OL
Moses Manu (Sr., 6-3, 255, 1L)	TE
Bryce Mortenson (So., 6-6, 240, 1L)	TE
Karter Shaw (So., 6-4, 305, 2L)	OL
Jason Shelley (Jr., 5-11, 190, 1L)	QB
Jaylen Warren (Sr., 5-8, 215, 2L)	RB

DEFENSE (10)

Ritisoni Fata (Sr., 6-1, 285, 4L)	DL
Troy Lefeged Jr. (Sr., 5-11, 195, 1L)	S
Breaker Mendenhall (So., 6-2, 200, 1L) ..	OLB
Eric Munoz (Sr., 6-0, 225, 2L)	LB
Jake Pitcher (Sr., 6-3, 250, 2L)	DL
Jared Reed (Sr., 6-0, 190, 1L)	S
Jakob Robinson (Fr., 5-10, 165, 1L)	CB
Elijah Shelton (So., 6-1, 230, 2L)	LB
Justus Te'i (Sr., 6-3, 260, 4L)	DL
Izzy Vaifo'ou (So., 6-3, 240, 1L)	DE

SPECIALISTS (3)

Nels Haltom (Sr., 5-10, 225, 1L)	PK
Christopher Bartolic (Sr., 6-0, 200, 2L)	P
Brandon Pada (Sr., 5-10, 200, 3L)	LS

/// STARTERS LOST (5) ///

OFFENSE (3)

Andy Koch (Jr., 6-6, 290, 2L)	OL
Karter Shaw (So., 6-4, 305, 2L)	OL
Jason Shelley (Jr., 5-11, 190, 1L)	QB

DEFENSE (2)

Ritisoni Fata (Sr., 6-1, 285, 4L)	DL
Justus Te'i (Sr., 6-3, 260, 4L)	DL





COACHING STAFF

- Head Coach Blake Anderson
Alma Mater Sam Houston State, 1992
Overall Record 59-40 (8 yrs)
School Record 8-3 (1 yrs)
Conference Record 43-20 (7 yrs)
Bowl Record 2-4
Offensive Coordinator/QB Anthony Tucker
Defensive Coordinator/S Ephraim Banda
Special Teams Coordinator/OLB Nick Paremski
Passing Game Coordinator/WR Kyle Cefalo
Running Backs Chuckie Keeton
Tight Ends DJ Tialavea
Offensive Line Micah James
Inside Linebackers Mike Zuckerman
Defensive Line Al Lapuaho
Cornerbacks Ray Brown
Defensive Front Specialist Alex Devine
Senior Offensive Analyst Michael Gibbs
Defensive Graduate Assistant Tim Burmeister
Defensive Graduate Assistant Chris Labidou
Offensive Graduate Assistant Cade Camp
Offensive Graduate Assistant Hayden Kingston
Defensive Analyst Ethan Morriss
Offensive Analyst Fredi Knighten
Special Teams Quality Control Bobby Dodd
Analyst Austin Albrecht
Analyst Jumanee Robertson
Head Football Strength Coach Paul Jackson
Assistant Strength Coach Jordan Sims
Assistant Strength Coach Julian Whitehead
Assistant Strength Coach Dalton Elliott
Strength Graduate Assistant Thomas Gilson

TEAM INFORMATION

- 2021 Record 8-3
MW Record 5-2
Lettermen Returning 44 (O-20, D-21, S-3)
Lettermen Lost 20 (O-7, D-10, S-3)
Starters Returning 18 (O-9, D-9)
Starters Lost 5 (O-3, D-2)
Offensive Starters Returning: 9
Demytrick Ali'ifuia (OL), Falepule Alo (OL), Alfred Edwards (OL), Devonta'e Henry-Cole (RB), Justin McGriff (WR), Jacob South (OL), Carson Terrell (TE), Deven Thompkins (WR), Derek Wright (WR).
Defensive Starters Returning: 9
Shaq Bond (S), Andre Grayson (CB), Nick Heningner (DE), Zahodri Jackson (CB), Kevin Meitzenheimer (ILB), Cam Lampkin (CB), Marcus Moore (DT), Dominic Tatum (S), AJ Vongphachanh (ILB).

TEAM HISTORY

- First Year of Football 1892
Record (Years) 567-556-31 (124)
Mountain West Record (Years) 42-28 (9)
Conference Championships (Last) 12 (2012)
All-Time Bowl Record 5-9

STADIUM INFORMATION

- Name Merlin Olsen Field at Maverik Stadium
Capacity 25,100
Surface AstroTurf
Record 154-113
Year Built 1968

MEDIA SCHEDULE - NEW MEXICO WEEK

Table with 6 columns: MONDAY, TUESDAY, WEDNESDAY, THURSDAY, FRIDAY, SATURDAY. Contains details for Press Conference, Practice, Travel Day, and Post Game activities.

UTAH STATE MEDIA RELATIONS CONTACTS

Associate Athletics Director for Media Relations Doug Hoffman (435-797-3714 office, 435-881-8011 cell, doug.hoffman@usu.edu) handles all media requests for the Utah State football program, along with Assistant Media Relations Coordinator Wade Denniston (435-797-1361 office, 435-787-8587 cell, wade.denniston@usu.edu).

WEEKLY PRESS CONFERENCE

Utah State head coach Blake Anderson will hold his weekly press conference every Monday during the season at noon MT. Selected players will also be available. There will not be a live stream, but the press conference will be posted on USU's website at UtahStateAggies.com.

PRACTICE SCHEDULE / INTERVIEW REQUESTS

Practices are closed to the media. Requested coaches and players will be available for post-practice phone interviews on Tuesdays each week. There is no media availability following Monday, Wednesday, Thursday and Friday practices. All player and assistant coaching staff interview requests should be directed to Doug Hoffman. Personal phone numbers will not be made available to media. Players have been instructed not to conduct interviews when contacted without prior approval from the media relations staff.

POST-GAME INTERVIEW POLICY

The Utah State locker room is closed at all times. Head coach Blake Anderson and requested players will be available in the Spetman Auditorium on the second floor of the Jim & Carol Laub Athletics-Academics Complex after a brief cooling off period. Video of each post-game press conference will be made available at UtahStateAggies.com. Post-game interviews on the road will be held in accordance with the host school's procedures.

CREDENTIALS AND PARKING

Requests for working credentials for the 2021 Utah State football season must be sent to Doug Hoffman. Media parking is located in the C lot on the north side of Maverik Stadium.

PRESS BOX AND GAMEDAY SERVICES

Access to the press level (fifth floor) of the West Stadium Center is located on the northwest side of Maverik Stadium. A pregame meal will be served one hour prior to kickoff. Packets with pregame information will be distributed in advance of kickoff on game day. Play-by-play, quarter, halftime and final statistics, along with coach and player quotes, are all regular services on game day. Stat monitors with live, updated statistics are provided for radio and television, while print media can access the same information utilizing StatBroadcast.

PHOTOGRAPHERS' ACCESS

Photographers have access to both the press level (fifth floor) of the West Stadium Center and the Spetman Auditorium on the second floor of the Jim & Carol Laub Athletics-Academics Complex. The Spetman Auditorium is not available until one hour prior to kickoff each game day.

UTAHSTATEAGGIES.COM

For updated statistics, rosters, game notes and all Aggie news, go to the official Utah State Athletics website at UtahStateAggies.com. For those out of range of the Aggie Sports Network's radio broadcast, live audio of every game is available through UtahStateAggies.com's All-Access.

TWITTER

Follow all of the Aggie coaches and the program on Twitter: Blake Anderson @CHbanderson; Anthony Tucker @AnthonyJTucker; Ephraim Banda @CoachBanda; Nick Paremski @CoachP_UtahSt; Kyle Cefalo @kcef35; Chuckie Keeton @CoachKeeton; DJ Tialavea @DJTialavea_86; Micah James @CoachMicahJames; Mike Zuckerman @Coach_Zuck; Al Lapuaho @CoachLapuaho; Ray Brown @CoachB212; and Utah State Football @USUFootball.

COLLEGEPRESSBOX.COM

Collegepressbox.com is the official media website for Division I football. Access and download game notes, quotes, statistics, media guides, headshots, logos and more for all FBS schools, conferences, postseason games, awards and the College Football Playoff. For access, please register for an account at collegepressbox.com/register.





UTAH STATE CONCLUDES MOUNTAIN WEST PLAY AT NEW MEXICO

- Utah State (8-3, 5-2 MW) concludes Mountain West play this weekend at New Mexico (3-8, 1-6 MW) on Friday, Nov. 26, at 11 a.m. The game will be televised nationally on Fox Sports 1 (Xfinity Ch. 265/HD691, DirecTV Ch. 219, DISH Ch. 150) with Guy Haberman (play-by-play) and Will Blackmon (analyst) on the call.
- This will be Utah State's second morning kickoff this season as its game against Boise State on Sept. 25, began at 10 a.m. (MT).

SCOUTING UTAH STATE

• Utah State is 8-3 on the season and 5-2 in Mountain West play following its 44-17 Mountain West home loss to Wyoming last weekend. USU is led by graduate junior QB **Logan Bonner**, who is 212-of-354 (.599) passing for 2,930 yards (266.4 ypg) with 27 touchdowns and 10 interceptions. Graduate junior RB **Calvin Tyler Jr.** has rushed for 686 yards on 143 carries (4.8 ypc/76.2 ypg) with five touchdowns. And, senior WR **Deven Thompkins** has caught 82 passes for 1,508 yards (18.4 ypr/137.1 ypg) and nine touchdowns. Defensively, graduate senior ILB **Justin Rice** has 95 tackles, which includes 12.0 tackles for loss, to go along with three interceptions and one forced fumble. USU is averaging 31.9 points and 458.7 yards of total offense (155.7 rushing, 303.0 passing) and allowing 27.8 points and 416.5 yards of total offense (169.5 rushing, 247.1 passing).

UTAH STATE BOWL ELIGIBLE FOR NINTH TIME IN LAST 11 YEARS

• Utah State is bowl eligible for the ninth time in the last 11 years after playing in six bowl games in its first 119 years. USU played in five-straight bowls from 2011-15 and won three straight from 2012-14, both of which are school records. All-time, USU has played in 14 bowl games.

UTAH STATE IN THE MOUNTAIN WEST

• Utah State is 42-28 (.600) all-time in the Mountain West, which includes a 19-14 (.576) road mark, and that 42-28 record is the third-best against MW opponents (including championship games) since it joined the league in 2013. Boise State (59-14) has the best record in the league during that time, while San Diego State (52-19) has the second-best record. New Mexico is 12th overall (19-51).

INSIDE THE NUMBERS IN UTAH STATE'S ROAD GAMES

- Utah State is 5-0 on the road to start a season for the first time since 1973 and USU has rallied from double-digit deficits in each of its five road wins this year. The only other Aggie teams to win their first five road games of the season are the 1960 and 1961 teams. No USU team has ever gone 6-0 on the road during a season.
- Utah State is averaging 37.2 points and 475.2 yards of total offense (157.8 rushing, 317.4 passing) on the road this season, while converting 40-of-77 (.519) third downs, and has a 61-10 scoring advantage in the final 15 minutes of its five road wins.

UTAH STATE HAVING SUCCESS ON FOURTH DOWN

• Utah State has converted 13-of-27 (.481) fourth downs and has scored points on each of those 13 drives with 10 touchdowns and three field goals. Overall, USU is tied for 10th in the nation in fourth-down attempts and tied for 22nd in the nation in fourth-down conversions.

ANDERSON ONLY FIRST-YEAR HEAD COACH IN THE NATION WITH EIGHT WINS

- Utah State's **Blake Anderson** is one of 19 first-year head coaches at the FBS level in 2021 and he is the only first-year head coach to have at least eight wins this year. Furthermore, Anderson was one of only two first-year head coaches, along with South Alabama's Kane Wommack, to start the season 3-0.
- Anderson is one of just three first-year head coaches in school history to win eight games, joining **Matt Wells** (9 wins in 2013) and **Tony Knap** (8 wins in 1963).
- Anderson's start to the 2021 season marks just the second time in school history that a first-year head coach has led the Aggies to an 8-3 record or better, trailing only **Tony Knap**, who led USU to an 8-1 start in his first year in 1963.
- Anderson was just the third coach in school history, and first since **E. Lowell Romney** in 1919, to win his first three games at USU. The only other head coach to accomplish this feat was **Fred M. Walker**, who led USU to a 7-0 record in 1907.

UTAH STATE MILESTONES THAT EQUAL SUCCESS

• Utah State has won 37 of its last 46 games when it has a 100-yard rusher, including a 2-2 record this year, and 43 of its last 49 games when rushing at least 40 times, including a 5-1 record this year. USU has also won 60 of its last 65 games when scoring at least 30 points, including a 5-0 record this season.

DID YOU KNOW?

• Utah State is one of 31 teams in the nation that has won at least eight games this season, including one of four Mountain West teams. USU is also one of 44 teams in the nation with at least five conference wins, including one of five MW teams.

/// MOUNTAIN WEST STANDINGS ///

MOUNTAIN	MW	Overall
Utah State	5-2	8-3
Air Force	5-2	8-3
Boise State	5-2	7-4
Wyoming	2-5	6-5
Colorado State	2-5	3-8
New Mexico	1-6	3-8

WEST	MW	Overall
(#23) San Diego State	6-1	10-1
Fresno State	5-2	8-3
Nevada	4-3	7-4
San José State	3-4	5-6
Hawai'i	2-5	5-7
UNLV	2-5	2-9

THIS WEEK'S GAMES (ALL TIMES MOUNTAIN)

- Thursday, Nov. 25**
- Fresno State at San José State* (FS1) 1:30 pm
- Friday, Nov. 26**
- Boise State at San Diego State* (CBS) 10 am
 - Utah State at New Mexico* (FS1) 11 am
 - UNLV at Air Force* (CBSSN) 1:30 pm
- Saturday, Nov. 27**
- Hawai'i at Wyoming* (Spectrum) 1 pm
 - Nevada at Colorado State* (CBSSN) 7 pm

/// PRESEASON POLLS ///

MOUNTAIN DIVISION

Team (First-Place Votes)	Points
1. Boise State (23)	148
2. Wyoming (2)	115
3. Air Force	104
4. Colorado State	72
5. UTAH STATE	47
6. New Mexico	39

WEST DIVISION

Team (First-Place Votes)	Points
1. Nevada (19)	141
2. San José State (5)	121
3. San Diego State	96
4. Fresno State (1)	85
5. Hawai'i	56
6. UNLV	26

• Senior KOR **Savon Scarver** was named the MW Preseason SpecialTeams Player of the Year.



/// UTAH STATE at NEW MEXICO ///



/// SERIES HISTORY ///

Overall	USU leads, 14-13-0
In Logan	USU leads, 8-4-0
In Albuquerque	USU trails, 6-9-0
Neutral Site	NA
Longest USU Win Streak	4, 2017-20
Longest UNM Win Streak	4, 1956-1959
Largest USU Margin of Victory ...	(42) 61-19-- 10/27/18
Largest UNM Margin of Victory	(28) 28-0-- 12/6/52

/// GAME-BY-GAME RESULTS ///

12-01-51	L	13-17	A	09-17-66	L	8-17	A
12-06-52	L	0-28	A	09-20-97	L	22-25	H
09-26-53	W	6-0	H	09-12-98	L	36-39***	A
10-02-54	W	6-0	A	10-19-02	W	45-44*	H
10-08-55	W	18-0	H	10-04-03	L	7-34	A
09-29-56	L	19-27	A	10-19-13	W	45-10	A
10-12-57	L	10-14	H	11-15-14	W	28-21	H
10-11-58	L	14-34	A	11-07-15	L	13-14	A
10-10-59	L	6-28	H	11-12-16	L	21-24	H
10-15-60	W	46-7	A	11-04-17	W	24-10	A
10-14-61	W	41-7	H	10-27-18	W	61-19	H
10-13-62	L	13-14	A	11-30-19	W	38-25	A
10-12-63	W	47-14	H	11-26-20	W	41-27	H
10-17-64	W	14-3	A				

* = overtimes

/// TOP AGGIES vs. NEW MEXICO ///

Rushing	Joey DeMartino (2013)
.....	144 yards on 12 carries
Passing	Jordan Love (2018)
.....	448 yards on 23-of-34 passing
Receiving	Kevin Curtis (2002)
.....	180 yards on six receptions
Tackles	Jesse Busta, 15 (2002)

/// DID YOU KNOW? ///

- Utah State has 38 players in its program from the Beehive State, while New Mexico has 28 players on its roster from the Land of Enchantment.
- Utah State is 46-21 (.687) all-time against Division I teams from the state of New Mexico with a 32-8 record against New Mexico State and a 14-13 record versus New Mexico.
- Utah State is 30-16 (.652) in its last 46 games played during the month of November and is 6-7 all-time in known games played on Nov. 26.
- Utah State is 24-32-1 (.430) all-time in Friday games, including a 2-1 record this year following its 48-24 home win against North Dakota on Sept. 10, its 34-20 home loss to 13th-ranked BYU on Oct. 1, and its 26-24 home win against Colorado State on Oct. 22.

SCOUTING NEW MEXICO

• New Mexico is 3-8 on the season and 1-6 in Mountain West play following its 37-0 Mountain West road loss at Boise State last weekend. The Lobos are led by senior QB Terry Wilson, who is 101-of-174 (.580) passing for 1,058 yards (176.3 ypg) with seven touchdowns and four interceptions. Freshman RB Aaron Dumas leads the team in rushing with 658 yards on 136 carries (4.8 ypc/59.8 ypg) with two touchdowns. And, freshman WR Luke Wysong has caught 24 passes for 224 yards (9.3 ypr/20.4 ypg). Defensively, senior S Jerrick Reed II has a team-best 82 tackles and seven pass breakups. As a team, New Mexico is averaging 12.4 points and 238.0 yards of total offense per game (121.3 rushing, 116.7 passing), and allowing 27.8 points and 356.1 yards of total offense (145.7 rushing, 210.4 passing). New Mexico returns 15 starters (O-8, D-7) and 41 lettermen (O-17, D-21, S-3) from last year's team that went 2-5 overall and in Mountain West play to finish ninth in the conference. Danny Gonzales is 5-13 in his second season as a collegiate head coach.

AGGIES AND LOBOS SERIES HISTORY

• Utah State and New Mexico will meet for the 28th time this weekend with USU holding a slight 14-13 advantage all-time, which includes a 6-9 road record. USU has won each of the last four games played between the two teams and seven of the last 10 overall. The first game played in the series was in Albuquerque on Dec. 1, 1951, with UNM winning 17-13. USU won last year's meeting in Logan, 41-27, and posted a 38-25 road win in 2019, which is the last time the two teams played one another in Albuquerque. Overall, USU is 6-2 against the Lobos since joining the Mountain West in 2013.

UTAH STATE vs. NEW MEXICO SERIES 12TH-MOST PLAYED IN SCHOOL HISTORY

- Utah State and New Mexico will be meeting for the 28th time this weekend in what is tied for the 12th-most played series in school history, along with Pacific.
- Utah State and New Mexico have spent 20 years as league foes as both schools were members of the Skyline Conference from 1951 to 1961, along with its current membership in the Mountain West. The Lobos have been members of the MW since its inception in 1999, while USU joined the league prior to the 2013 season.

COACHING CONNECTIONS BETWEEN UTAH STATE AND NEW MEXICO

• Utah State head coach **Blake Anderson** spent three years (1999-2001) as an assistant (WR, RB) at New Mexico under Rocky Long, who was the head coach of the Lobos and is now UNM's defensive coordinator and linebackers coach. Current UNM head coach Danny Gonzales was a graduate assistant for the Lobos during Anderson's time on staff in Albuquerque.

CONNECTIONS BETWEEN UTAH STATE AND NEW MEXICO PLAYERS

• The following are connections between Utah State and New Mexico players. USU graduate senior DE **Jaylin Bannerman** and graduate senior OLB **Cash Gilliam** both began their collegiate careers at Kentucky, as did UNM senior QB Terry Wilson. USU graduate senior WR **Sean Carter** and senior CB **Xavion Steele** both attended Fullerton (California) JC, as did UNM senior OL Jacob Jankoviak and UNM senior DE Joey Noble. USU senior WR **Derek Wright** and UNM senior OL Kyle Stapley both attended Snow JC in Ephraim, Utah. USU junior DT **Aurion Peoples**, UNM senior CB Tony Collier, UNM senior S Shaddrick Lowery, UNM senior WR Blake Wells, UNM junior S Antonio Hunt and UNM junior WR Zarak Scruggs Jr. all attended College of the Canyons in Santa Clarita, California. USU junior RB **Cooper Jones**, UNM senior QB Brandt Hughes and UNM junior OL Isaak Gutierrez all began their collegiate careers at Butte JC in Oroville, California. And, USU redshirt freshman LS **Jacob Garcia** and UNM freshman OL Shancco Matautia both attended Servite HS in Anaheim, California.

STATS FOR CURRENT AGGIES WITH MULTIPLE GAMES PLAYED vs. NEW MEXICO

• The following is a look at what current Utah State players have done against New Mexico in multiple games played. Graduate senior OL **Demytrick Ali'ifua** has 2.0 knockdowns in four games. Graduate senior S **Shaq Bond** has 22 tackles, including a career-high 2.0 tackles for loss, one interception and one pass breakup in three games. His 100-yard interception return against the Lobos in 2018 is one of two pick-sixes in his career. Graduate senior CB **Andre Grayson** has three tackles in two games. Graduate senior DE **Nick Heninger** has 10 tackles, including a career-high 3.0 tackles for loss and career-high 2.0 sacks, a career-best two forced fumbles and one quarterback hurry in two games. Graduate senior WR **Jordan Nathan** has eight receptions for 85 yards (10.6 ypc) and one touchdown, to go along with eight punt returns for 50 yards (6.3 ypr), and one kickoff return for four yards, in four games. Senior OL **Alfred Edwards** has 2.0 knockdowns in three games. Senior ILB **Kevin Meitzenheimer** has 15 tackles and one interception in three games. Senior WR **Savon Scarver** has caught six passes for 57 yards (9.5 ypc) and one touchdown, rushed three times for four yards, and returned three kickoffs for 58 yards (19.3 ypr) in three games. Senior TE **Carson Terrell** has caught two passes for a 29-yard touchdown and a 25-yard touchdown in four games. Senior WR **Derek Wright** has caught five passes for 86 yards (17.2 ypc) and one touchdown in two games. Junior OLB **Ajani Carter** has four tackles in two games. Junior CB **Cam Lampkin** has four tackles and one pass breakup in two games. Junior ILB **AJ Vongphachanh** has nine tackles, including 1.0 tackles for loss and a career-high 1.0 sacks, and one quarterback hurry in two games. Sophomore ILB **Kaleo Neves** has one tackle in two games.





/// UTAH STATE STATS vs. NEW MEXICO STATS IN LAST 12 MEETINGS ///

Date	Score	Total Yds. (Rush-Pass)	TOP	TO	Pen.	3rd Downs	FD
09-20-97	L, 22-25 (H)	283 (111-172) / 289 (152-137)	31:23/28:37	3/5	14/11	8-18/7-14	25/18
09-12-98	L, 36-39*** (A)	319 (-19-338) / 300 (39-261)	29:08/30:52	1/0	4/4	4-18/4-18	20/14
10-19-02	W, 45-44* (H)	447 (107-340) / 483 (263-220)	37:43/22:17	2/1	11/12	2-8/6-17	19/28
10-04-03	L, 7-34 (A)	221 (55-166) / 352 (108-244)	25:32/34:28	3/1	9/9	7-16/9-18	14/22
10-09-13	W, 45-10 (A)	492 (337-155) / 300 (160-140)	26:33/33:27	0/1	5/5	7-13/3-15	25/17
11-15-14	W, 28-21 (H)	422 (272-150) / 400 (246-154)	26:58/33:02	1/1	3/3	6-12/8-15	19/18
11-07-15	L, 13-14 (A)	294 (78-216) / 236 (132-104)	28:46/31:14	2/1	2/7	4-15/2-14	13/10
11-12-16	L, 21-24 (H)	391 (128-263) / 403 (249-154)	23:24/36:36	1/0	7/6	4-11/5-14	21/22
11-04-17	W, 24-10 (A)	243 (129-114) / 340 (265-75)	20:53/39:07	2/4	5/9	2-11/6-17	12/21
10-27-18	W, 61-19 (H)	704 (188-516) / 291 (71-220)	36:18/23:42	3/5	6/3	11-18/5-15	30/13
11-30-19	W, 38-25 (A)	368 (196-172) / 383 (276-107)	23:53/36:07	1/4	2/6	8-18/4-13	21/21
11-26-20	W, 41-27 (H)	452 (209-243) / 348 (196-152)	28:55/31:05	2/2	9/8	6-12/9-17	22/25

Note: Utah State numbers are listed first.

/// SERIES NOTABLES BETWEEN UTAH STATE AND NEW MEXICO ///

- Utah State has won each of the last four games in the series by double digits and has outscored New Mexico 164-81 (41.0-20.3) in those games.
- Utah State has held New Mexico to less than 30 points in each of the last eight meetings and in 24 games in series history. USU has scored at least 38 points in each of its last three meetings.
- Utah State has held New Mexico to less than 400 yards of offense in each of the last four meetings and in nine of the last 12 meetings overall.
- Each of the last four games, all Utah State wins, have been by double digits. Overall, 11 of the 27 games (.407) in the series have been decided by one score.
- Ten of Utah State's last 12 wins in the series have been by double digits, while five of New Mexico's last seven wins have been by single digits.
- New Mexico had controlled the time of possession in nine of the last 12 meetings.
- New Mexico has rushed for more yards in eight of the previous 12 meetings, while Utah State has passed for more yards in 10 of the last 12 meetings.
- The team with the most rushing yards has won nine of the last 12 meetings, with the only exception being Utah State's wins in 2002, 2017 and 2019.
- The team with fewer turnovers has won nine of the last 12 meetings, and there have been fewer than three turnovers by both teams in seven of the last 12 meetings.
- In the last 12 meetings, Utah State is 5-2 when scoring first and 5-2 when leading at the half, while New Mexico is 3-2 when scoring first and 2-2 when leading at the half.
- The team that scores first has won seven of the last nine games in the series, while the team that leads at the half has won seven of the last nine games.
- New Mexico has had four 100-yard receivers and four 100-yard rushers in the past 12 meetings, but no 300-yard passers, while Utah State has had five 100-yard rushers and three 100-yard receivers in the last 12 meetings, to go along with three 300-yard passers.
- In 27 previous meetings with New Mexico, Utah State has had 10 100-yard rushers, three 100-yard receivers and three 300-yard passers.
- There have been four shutouts in series history, three by Utah State's defense and one by New Mexico's defense. USU has also held UNM to 10 or fewer points seven times and is 7-0 in those games.

/// UTAH STATE IN THE MOUNTAIN WEST ///

- Utah State is 169-189-8 (.473) all-time against current members of the Mountain West with a 40-27-4 record vs. Wyoming, a 36-39-2 record vs. Colorado State, an 18-7 record vs. UNLV, a 19-20-1 record vs. San José State, a 14-13 record vs. New Mexico, a 13-18-1 record vs. Fresno State, an 11-6 record vs. Hawai'i, a 7-19 record vs. Nevada, a 5-21 record vs. Boise State, a 4-6 record vs. Air Force and a 2-13 record vs. San Diego State.
- Utah State is in its ninth year as a member of the Mountain West in 2020 and has been a Division I-A/Bowl Championship Series football playing school in each of its 123 seasons of competition. USU joined the Mountain States/Skyline Conference in 1938 until 1961. USU then played as a football independent from 1962-77 when the Aggies became members of the Pacific Coast Athletic Association in 1978. The PCAA changed its name to the Big West Conference in 1988. Following the 2000 season, when the Big West no longer sponsored football, USU spent two years as an independent (2001-02) and two years in the Sun Belt Conference (2003-04), before joining the Western Athletic Conference for eight seasons from 2005-12.

/// NEW MEXICO at UTAH STATE ///



/// FROM THE RECORD BOOKS ///

Here is a look at some of the top Utah State team and individual statistical performances against New Mexico over the years.

- Utah State set a then-school record with 704 yards of total offense against New Mexico in 2018. That total is now the second-most in school history.
- Utah State's 516 passing yards against New Mexico in 2018 are the second-most in school history.
- Utah State's 39-36 loss at New Mexico in 1998 is its only triple-overtime game in school history and the Aggies have never played in an overtime game that went longer than three periods. In fact, USU has played just 12 overtime games in school history and two have been against New Mexico as the Aggies posted a 45-44 overtime home win against UNM in 2002.
- New Mexico is Utah State's only opponent that it has played multiple overtime games against.
- Utah State's eight forced turnovers vs. New Mexico in 1961 is tied for the most in school history, along with the eight turnovers it forced against Boise State in 2015, Idaho in 1971 and 1969, and San Diego State in 1968. USU's seven recovered fumbles against UNM in 1961 is a school record.
- Utah State allowed just two first downs against New Mexico in 1953, which is tied for the school record, also doing so against Idaho in 1961.
- Utah State's 470 rushing yards against New Mexico in 1960 are the second-most in school history, while its 337 rushing yards against UNM in 2013 rank as the 25th-most.
- Utah State allowed New Mexico zero passing yards and no completions in 1954, both of which are tied for single-game school records.
- **Jose Fuentes'** 80-yard pass to **Kevin Curtis** against New Mexico in 2002 is tied for the 18th-longest pass play in school history, while **Travis Cox's** 79-yard pass to **Barry Tolli** against UNM in 2003 is tied for the 25th-longest pass play in school history.
- **Brad Bohn** set a then-school record for points scored by a kicker with 18 against New Mexico in 1998, a record that was broken by **Dominik Eberle**. Bohn also tied the then-school record for field goals made in that game against the Lobos as he was 5-of-5 on field goals (37, 23, 23, 41, 33) and 3-for-3 on extra points. That record was also broken by Eberle.
- **Jordan Love's** 448 passing yards against New Mexico in 2018 are the fifth-most in school history.



/// LAST MEETING vs. NEW MEXICO ///


November 26, 2020
MERLIN OLSEN FIELD AT MAVERIK STADIUM

SCORING SUMMARY

	1	2	3	4	FINAL
New Mexico	3	10	7	7	27
Utah State	3	3	28	7	41

First Quarter

USU - Coles 27 yd FG (6:54)
 UNM - Murphree 39 yd FG (0:39)

Second Quarter

USU - Coles 44 yd FG (13:54)
 UNM - Cole 1 yd run (Murphree kick, 8:10)
 UNM - Murphree 31 yd FG (0:03)

Third Quarter

USU - McGriff 36 yd pass from Peasley (Coles kick, 12:20)
 USU - Scarver 26 yd pass from Peasley (Coles kick, 8:52)
 USU - Terrell 25 yd pass from Peasley (Coles kick, 6:54)
 USU - Maile 16 yd fumble return (Coles kick, 5:17)
 UNM - Erickson 26 yd pass from Carroll (Murphree kick, 2:50)

Fourth Quarter

UNM - Cole 1 yd run (Murphree kick, 7:08)
 USU - Peasley 62 yd run (Coles kick, 4:03)
 Attendance: 198

TEAM STATISTICS

	UNM	USU
First Downs	25	22
Rushing	196	209
Passing	152	243
Total Offense	348	452
Fumbles: Number-Lost	3-1	3-2
Penalties: Number-Yards	8-84	9-75
Punts-Yards/Avg.	5-182/36.4	2-85/42.5
Punt returns: No-Yds-TD/Avg.	1-1-0/1.0	2-13-0/6.5
Kickoff Returns: No-Yds-TD/Avg.	6-93-0/15.5	4-57-0/14.2
Interceptions: No-Yds-TD	0-0-0	1-0-0
Fumble Returns: No-Yds-TD	0-0-0	1-16-1
Possession Time	31:05	28:55
Third-Down Conversions	9-of-17	6-of-12

INDIVIDUAL RUSHING

UNM: Hall, 13-70; Carroll, 5-62; Vigilant, 6-25; Cole, 12-24, 2 TD; Jones, 6-19; Genal, 1-4; Logan-Greene, 1(-8).
USU: Peasley, 11-118, TD; Henry-Cole, 10-53; Noa, 8-20; Makakona, 2-18; Gentry, 2-3; Scarver, 1-1.

INDIVIDUAL PASSING (C-A-I, Yds, TD)

UNM: Hall, 11-21-0, 63, 0; Genal, 5-10-1, 61, 0; Carroll, 1-1-0, 28, 1.
USU: Peasley, 14-21-0, 239, 3; Gentry, 1-1-0, 4, 0.

INDIVIDUAL RECEIVING

UNM: Erickson, 5-55, TD; Williams, 3-43; Patterson III, 3-37; Logan-Greene, 2-3; Vigilant, 2-2; Umeh, 1-9; Carroll, 1-3.
USU: McGriff, 4-99, TD; Wright, 4-70; Scarver, 2-32, TD; Henry-Cole, 2-7; Terrell, 1-25, TD; Compton, 1-8; Hadnot, 1-2.

USU Punt Returns: Nathan, 2-13.

USU KO Returns: Scarver, 1-23; Henry-Cole, 1-18; Vongphachanh, 1-16; Makakona, 1-0.

USU Interception Returns: Marion, 1-0.

USU Fumble Returns: Maile, 1-16, TD.

USU Tackle Leaders: Bond, 10; Vongphachanh, 9.

UTAH STATE STARTERS

OFFENSE	DEFENSE
LT Edwards	DL Te'i
LG Ali'ifua	DL Fata
C Alo	DL Moore
RG Shaw	LB Shelton
RT South	LB Munoz
WR McGriff	LB Vongphachanh
WR Wright	NK Reed
WR Scarver	CB Lampkin
TE Terrell	S Bond
RB Henry-Cole	S Tatum
QB Peasley	CB Anyanwu



Sophomore QB Andrew Peasley (6) had a career game in Utah State's 41-27 Mountain West home win against New Mexico. Peasley was 14-of-21 passing for 239 yards with three touchdowns and no interceptions. He also carried the ball 11 times for 118 yards, including a 62-yard touchdown run.

LOGAN, Utah- Sophomore QB **Andrew Peasley** certainly made the most of his first-career start at quarterback for Utah State as he accounted for a career-high 357 yards of total offense and four touchdowns to help the Aggies rally for a 41-27 Thanksgiving night win against New Mexico on Thursday, Nov. 26, on Merlin Olsen Field at Maverik Stadium.

Peasley, who came out of quarantine this past Sunday after testing positive for COVID-19, completed a career-best 14-of-21 passes for a career-high 239 yards and a career-best three touchdowns – all to different receivers. He also led Utah State (1-4, 1-4 Mountain West) on the ground with a career-high 118 yards and the game-clinching 62-yard touchdown run with 4:03 left in the fourth quarter.

After trailing by six at the half, the Aggies took control of the contest with a stellar third-quarter performance, one in which they scored three times on offense and once on defense, to go along with a blocked punt that set up one of its scores.

Peasley's first touchdown pass of the night was a beautiful 36-yarder to sophomore WR **Justin McGriff** that tied the score at 13-apiece with 12:20 left in the third. McGriff finished with four receptions for 99 yards, both career highs, while senior WR **Derek Wright** also had four catches for 70 yards, also career highs.

After the defense forced the Lobos (0-5, 0-5 MW) to go three-and-out on the ensuing possession, USU struck paydirt again when Peasley found senior WR **Savon Scarver** wide open for a 26-yard touchdown pass that put the hosts up for good, 20-13.

Freshman ILB **Kina Maile** – the nephew of **Frank Maile** – set up the Aggies' next score when he blocked a New Mexico punt. Three plays later, USU was in the end zone again when Peasley found senior TE **Carson Terrell** for a 25-yard touchdown pass, making it 27-13.

On the Lobos' very next series, Maile found the end zone himself on a scoop-and-score. Senior OLB **Nick Heninger** sacked UNM quarterback Trae Hall on a third-and-14 play from the visitor's 21-yard line, forcing the signal caller to fumble in the process. Maile scooped up the loose pigskin and rumbled 16 yards into the end zone to give the hosts an insurmountable 34-13 lead with 2:50 left in the third.

Defensively, senior S **Shaq Bond** led the Aggies with 10 tackles, including a career-high-tying 2.0 tackles for loss, while sophomore ILB **AJ Vongphachanh** added nine stops, including 1.0 sacks. Heninger had eight tackles, including 3.0 tackles for loss and 2.0 sacks, two forced fumbles and one quarterback hurry, all of which are career highs.

New Mexico cut it to 34-27 with 7:08 to go in the game following a 28-yard touchdown pass from Bryson Carroll to Andre Erickson, and a 1-yard touchdown run by Bobby Cole.

But, Peasley cemented the Aggies' first win of the season when he eluded what would have been a sack on third down and scrambled out of the pocket, eventually making his way to the end zone for his 62-yard score.

Freshman S **Luke Marion** put the exclamation point on the win when he intercepted a UNM pass with less than three minutes to go.

All of Utah State's points in the first half came off the foot of junior PK **Connor Coles**, who made both of his field goal attempts, one from 27 yards and the other from 44, giving the Aggies leads of 3-0 and 6-3, respectively.



Senior OLB Nick Heninger (42) had eight tackles, which included 2.0 sacks and 3.0 tackles for loss, to go along with two forced fumbles against the Lobos.





Senior RB Gerold Bright (1) carried the ball 19 times for 113 yards and scored one touchdown in Utah State's 38-25 Mountain West road win at New Mexico. Bright also had four receptions for 14 yards and two kickoff returns for 30 yards as he finished the game with 157 all-purpose yards.

ALBUQUERQUE, New Mexico - Utah State closed out the regular season with a 38-25 win at New Mexico on Saturday, Nov. 30, 2019. The victory assured the Aggies of a winning record for the second straight season.

Utah State has claimed three straight and six of the last nine matchups against New Mexico. The overall series between the two rivals is now tied at 13-apiece.

The Aggies (7-5, 6-2 Mountain West) have won at least seven games for the sixth time in the past nine years. USU has also won six league games for the fourth time in its seven years in the MW. Overall, it is just the sixth time in school history that Utah State has won six conference games, joining the 1936 (6-0), 2012 (6-0), 2013 (7-1), 2014 (6-2) and 2018 (7-1) teams.

Utah State finished the game with 368 yards of total offense (196 rushing, 172 passing) and was 8-of-18 on third downs.

Gerold Bright rushed for 113 yards and one touchdown on 19 carries for the Aggies, who gained 368 yards of total offense, including 196 on the ground. The senior running back became the 10th different player in Utah State history to eclipse the 2,000-yard plateau for career rushing yards.

Bright now has 2,051 yards rushing in his career, good enough for 10th place in school history. He now has 27 career touchdowns, which is tied for ninth all-time in school history, while his 21 career rushing touchdowns are tied for eighth all-time.

Junior QB **Jordan Love** completed 18-of-35 passes for 172 yards and three touchdowns. Junior WR **Jordan Nathan** caught four passes for 31 yards, while Bright added four receptions for 14 yards.

Nathan scored on an 11-yard touchdown run midway through the second quarter to give Utah State a 17-6 advantage.

The Aggies jumped out to a 10-0 lead courtesy of a 5-yard touchdown pass from Love to senior graduate transfer TE **Caleb Repp** and a 45-yard field goal from senior PK **Dominik Eberle**.

A 1-yard touchdown run by Bright and a 16-yard touchdown catch from junior WR **Derek Wright** less than a minute apart sent Utah State into the locker room with a 31-6 lead.

Redshirt junior DE **Justus Te'i** set up Bright's score when he recovered a fumble at the UNM 13-yard line. Senior DT **Christopher Unga** recovered a fumble on the Lobos' very next possession, setting up Wright's touchdown.

Senior CB **DJ Williams** intercepted a pair of passes for Utah State. Junior LB **Eric Munoz** and junior S **Shaq Bond** had nine tackles apiece for the Aggies. Senior DE **Tipa Galeai** had a season-high 2.0 sacks, while senior DT **Devon Anderson** had 1.0 sacks to go along with a forced fumble.

In all, Utah State's defense forced four turnovers with two interceptions and two fumble recoveries and held the Lobos to 383 total yards and 4-of-13 on third down.

New Mexico QB Trae Hall was 10-of-21 passing for 107 yards and two touchdowns, to go along with two interceptions. Hall also carried the ball 22 times for 115 yards and two more scores. The Lobos ended their season at 2-10, including 0-8 in the Mountain West.



Senior CB DJ Williams (7) tied his career-high with two interceptions, while adding one pass breakup in two tackles, against the Lobos.

/// LAST ROAD MEETING vs. NEW MEXICO ///



November 30, 2019
DREAMSTYLE STADIUM

SCORING SUMMARY

	1	2	3	4	FINAL
Utah State	7	24	7	0	38
New Mexico	0	6	12	7	25

First Quarter

USU - Repp 5 yd pass from Love (Eberle kick, 4:21)

Second Quarter

USU - Eberle 45 yd FG (14:55)

UNM - Kress 7 yd pass from Hall (Kick failed, 10:35)

USU - Nathan 11 yd run (Eberle kick, 7:44)

USU - Bright 1 yd run (Eberle kick, 1:07)

USU - Wright 16 yd pass from Love (Eberle kick, 0:23)

Third Quarter

UNM - Hall 1 yd run (Kick blocked, 10:15)

UNM - Williams 19 yd pass from Hall (Kick failed, 6:51)

USU - Mariner 10 yd pass from Love (Eberle kick, 2:43)

Fourth Quarter

UNM - Hall 7 yd run (Shelley kick, 4:32)

Attendance: 11,611

TEAM STATISTICS

	USU	UNM
First Downs	21	21
Rushing	196	276
Passing	172	107
Total Offense	368	383
Fumbles: Number-Lost	0-0	3-2
Penalties: Number-Yards	2-30	6-50
Punts-Yards/Avg.	7-291/41.6	6-277/46.2
Punt returns: No-Yds-TD/Avg.	3-25-0/8.3	4-15-0/3.8
Kickoff Returns: No-Yds-TD/Avg.	3-34-0/11.3	2-32-0/16.0
Interceptions: No-Yds-TD	2-0-0	1-0-0
Fumble Returns: No-Yds-TD	2-0-0	0-0-0
Possession Time	23:53	36:07
Third-Down Conversions	8-of-18	4-of-13

INDIVIDUAL RUSHING

USU: Bright, 19-113, TD; Warren, 10-40; Nathan, 5-26, TD; Love, 3-26; Colombi, 1-0; Team, 3-(-9).

UNM: Hall, 22-115, 2 TD; Cole, 11-72; Carroll, 12-62; Gray, 7-35; Logan-Greene, 1-3; Team, 1-(-11).

INDIVIDUAL PASSING (C-A-I, Yds, TD)

USU: Love, 18-35-1, 172, 3.

UNM: Hall, 10-21-2, 107, 2.

INDIVIDUAL RECEIVING

USU: Nathan, 4-31; Bright, 4-14; Mariner, 3-55, TD; Repp, 3-49, TD; Warren, 2-4; Wright, 1-16, TD; Compton, 1-3.

UNM: Kress, 3-16, TD; Williams, 2-20, TD; Molina, 2-16; Patterson, 1-30; Umeh, 1-16; Vieira, 1-9.

USU Punt Returns: Nathan, 3-25.

USU KO Returns: Bright, 2-30, Nathan, 1-4.

USU Interception Returns: Williams, 2-0.

USU Fumble Returns: Te'i, 1-0; Unga, 1-0.

USU Tackle Leaders: Munoz, 9; Bond, 9; Lefeged Jr., 7.

UTAH STATE STARTERS

OFFENSE	DEFENSE
LT Edwards	DE Te'i
LG T. Shaw	DT 'Unga
C Ali'ifua	DT Anderson
RG K. Shaw	DE Galeai
RT South	LB Munoz
WR Nathan	LB Meitzenheimer
WR Mariner	CB Haney
TE Repp	CB Williams
TE Terrell	NK Grayson
RB Bright	S Lefeged Jr.
QB Love	S Bond



/// GAME 11 RECAP vs. WYOMING ///



November 20, 2021

MERLIN OLSEN FIELD AT MAVERIK STADIUM

SCORING SUMMARY

	1	2	3	4	FINAL
Wyoming	14	10	17	3	44
Utah State	14	3	0	0	17

First Quarter

WYO- Neyor 40 yd pass from Williams (Hoyland kick, 7:47)
 USU- Bowling 10 yd pass from Bonner (Coles kick, 3:38)
 WYO- Stone 99 yd kickoff return (Hoyland kick, 3:25)
 USU- Thompkins 41 yd pass from Bonner (Coles kick, 2:39)

Second Quarter

WYO- Cobbs 17 yd pass from Williams (Hoyland kick, 6:50)
 WYO- Hoyland 28 yd FG (1:48)
 USU- Coles 36 yd FG (0:07)

Third Quarter

WYO- Swen 43 yd run (Hoyland kick, 11:56)
 WYO- Hoyland 24 yd FG (5:14)
 WYO- Swen 98 yd run (Hoyland kick, 1:29)

Fourth Quarter

WYO- Hoyland 34 yd FG (6:13)
 Attendance: 20,547

TEAM STATISTICS

	UW	USU
First Downs	22	23
Rushing	362	181
Passing	242	181
Total Offense	604	362
Fumbles: Number-Lost	1-0	2-2
Penalties: Number-Yards	7-73	1-15
Punts-Yards/Avg.	3-110/36.7	5-219/43.8
Punt returns: No-Yds-TD/Avg.	0-0-0/0.0	0-0-0/0.0
Kickoff Returns: No-Yds-TD/Avg.	2-124-1/62.0	6-88-0/14.7
Interceptions: No-Yds-TD	1-0-0	1-0-0
Fumble Returns: No-Yds-TD	0-0-0	0-0-0
Possession Time	34:01	25:59
Third-Down Conversions	4-of-11	5-of-15

INDIVIDUAL RUSHING

UW: Swen, 15-169, 2TD; Valladay, 21-145; McNeely, 5-32; Williams, 5-22; Neyor, 1-(-5).
USU: Tyler Jr., 18-109; Bonner, 6-46; Noa, 6-45; TEAM, 1-(-19).

INDIVIDUAL PASSING (C-A-I, Yds, TD)

UW: Williams, 12-15-1, 242, 2.
USU: Bonner, 19-40-0, 181, 2; Peasley, 0-2-1, 0, 0.

INDIVIDUAL RECEIVING

UW: Cobbs, 6-76, TD; Neyor, 4-125, TD; Wieland, 1-23; Welch, 1-18.
USU: Bowling, 6-60, TD; Thompkins, 5-67, TD; Wright, 3-30; Tyler Jr., 2-4; Van Leeuwen, 2-3; McGriff, 1-17.

USU Punt Returns: None.

USU KO Returns: Scarver, 5-93; Buchanan, 1-(-5).

USU Interception Returns: Bond, 1-0.

USU Fumble Returns: None.

USU Tackle Leaders: Rice, 10; Reynolds, 10; Heninger, 9; Gilliam, 8; Bond, 8; Jackson, 4; Grayson, 4.

UTAH STATE STARTERS

OFFENSE		DEFENSE	
LT	Edwards	DE	Bannerman
LG	Ali'ifua	DT	Moore
C	Dolphin	DT	Motu'apuaka
RG	White	DE	Heninger
RT	Motes	ILB	Rice
TE	Terrell	ILB	Vongphachanh
WR	Thompkins	OLB	Gilliam
WR	Wright	S	Reynolds
WR	McGriff	CB	Anyanwu
RB	Tyler Jr.	CB	Lampkin
QB	Bonner	S	Bond



Graduate junior RB Calvin Tyler Jr. (4) rushed for 109 yards on 18 carries and had two receptions for four yards in Utah State's 44-17 Mountain West home loss to Wyoming.

LOGAN, Utah - Wyoming junior RB Titus Swen rushed for 169 yards and two touchdowns, while senior RB Xazavian Valladay added 145 rushing yards as the Cowboys beat the Aggies 44-17 on Saturday, Nov. 20, 2021, on Merlin Olsen Field at Maverik Stadium.

Wyoming (6-5, 2-5 Mountain West) put an end to Utah State's five-game winning streak, finishing with 604 yards of total offense, including 380 on the ground. The Aggies (8-3, 5-2) managed just 362 yards of offense, including a season-low 181 through the air.

With the loss, the Aggies fell into a three-way tie for first place with Air Force and Boise State in the Mountain Division of the MW standings. A win over New Mexico next week, coupled with a Boise State loss at San Diego State, would send USU to the Mountain West Championship game for the first time since 2013.

Graduate junior QB **Logan Bonner** was 19-of-40 passing for 181 yards and two touchdowns – a 10-yarder to graduate senior WR **Brandon Bowling** and 41-yarder to senior WR **Deven Thompkins**. Bowling finished with six catches for 60 yards, while Thompkins caught five passes for 67 yards. Senior WR **Derek Wright** added three receptions for 30 yards.

Graduate junior RB **Calvin Tyler Jr.** led the Aggies in rushing with 109 yards on 18 carries for his third 100-yard rushing game this season and of his career.

The Cowboys scored their first touchdown of the night after the Aggies turned it over on downs on Wyoming's 36-yard line. After Bowling's touchdown tied it at 7-apiece, Cameron Stone returned the ensuing kickoff 99 yards for a touchdown, giving the visitors a 14-7 lead.

Utah State answered right back when Thompkins hauled in an acrobatic 41-yard touchdown reception, making it 14-14 late in the first quarter.

Wyoming regained the lead for good on a 17-yard touchdown pass from Levi Williams to Joshua Cobbs. The two teams traded field goals before the half, including a 36-yarder by Utah State graduate senior PK **Connor Coles**, as the Cowboys went into the break leading 24-17.

Utah State began the second half with the ball and drove into Wyoming territory, where the drive stalled at the 25-yard line. Coles lined up for another field goal try to cut into the visitor's lead, but the snap was high and the Cowboys recovered at their own 44.

Two plays later, Swen scored on a 43-yard touchdown run to essentially put the game out of reach.

Defensively, graduate senior ILB **Justin Rice** and graduate junior S **Hunter Reynolds** led Utah State with 10 stops apiece, while Wyoming's Chad Muma led all tacklers in the game with 17 tackles. Rice also had 1.5 tackles for loss.

Utah State graduate senior S **Shaq Bond** had eight tackles, an interception near the goal line and a forced fumble. Graduate senior DE **Nick Heninger** had a season-high nine tackles, including 1.0 tackles for loss. Graduate senior OLB **Cash Gilliam** added eight tackles, while junior DE **Patrick Joyner Jr.** and 1.0 tackles for loss and junior ILB **AJ Vongphachanh** had 0.5 tackles for loss.

Sophomore P **Stephen Kotsanlee** had three of his five punts downed inside the 20-yard line, which included a 51-yarder.

Senior WR **Savon Scarver** tied his career-high with five kickoff returns for 93 yards, including a long of 32 yards.



Graduate senior ILB Justin Rice (3) had 10 tackles, including 1.5 tackles for loss, against the Cowboys.





/// UTAH STATE TEAM NOTABLES ///

UTAH STATE HAS FIVE-GAME WINNING STREAK SNAPPED AGAINST WYOMING

- Utah State had its five-game winning streak snapped in its last outing with a 44-17 Mountain West home loss to Wyoming. The loss evened USU's home record to 3-3 on the season.
- Utah State had a season-low 181 passing yards against Wyoming, while its 362 yards of total offense are its third-fewest in a game this year.
- Wyoming's 362 rushing yards and 604 yards of total offense are both the second-most allowed by Utah State in a game this season, behind the 437 rushing yards and 619 total yards by Air Force.
- Utah State held Wyoming to just 17 rushing yards in the first quarter as USU forced UW into a pair of three-and-outs in its three drives. However, for the remainder of the game, Wyoming rushed for 345 yards and had no three-and-outs.
- Utah State's defense entered the Wyoming game having limited its three previous opponents (Hawai'i, New Mexico State, San José State) to 360 yards or less of total offense each, for an average of 285.7 yards per game and 4.3 yards per play, which included just 73 rushing yards on 79 attempts (0.9 ypc).
- Utah State's defense had limited four of its previous five opponents to 360 or fewer yards of offense prior to the Wyoming game.
- Utah State's defense had allowed a total of just two explosive plays in its previous two games, a 24-yard pass by New Mexico State and a 23-yard pass by San José State. Against Wyoming, the Cowboys had eight explosive plays (4 runs, 4 passes), which included a 98-yard touchdown run. Those eight explosives are the most by an Aggie opponent this season.

UTAH STATE'S DEFENSE RECORDING LOTS OF TACKLES FOR LOSS

- Utah State's defense has turned up the pressure in its last four games and has recorded 14.0 sacks and 38.0 tackles for loss as compared to 9.0 sacks and 47.0 tackles for loss in its first seven games. In its last game against Wyoming, USU had 4.0 tackles for loss. In its previous game against San José State, USU had 2.0 sacks and 8.0 tackles for loss. In its previous game against New Mexico State, USU posted season highs with 7.0 sacks and 14.0 tackles for loss. And in its game prior to that against Hawai'i, USU had then-season highs of 5.0 sacks and 12.0 tackles for loss.
- On the season, Utah State now has 85.0 tackles for loss. The school record is 115.0 tackles for loss set in 1999 and USU is 16.0 tackles for loss shy of tying the 1998 team for the fifth-most in school history with 101.0 tackles for loss.

INSIDE THE NUMBERS DURING UTAH STATE'S EIGHT WINS

- Utah State has trailed after the first quarter and at the half in eight of its 11 games this year, and trailed after the third quarter in six of its 11 games. USU is 5-3 on the season when trailing after one quarter and at halftime, and 3-3 when trailing after three quarters.
- Utah State has trailed by double digits in six of its eight wins this season, including coming from behind in the fourth quarter in three of its four road wins, which included a pair of double-digit fourth quarter deficits. In fact, USU scored the winning touchdown at Washington State with 13 seconds to play and the winning touchdown at UNLV with 35 seconds remaining.
- Utah State has been outscored 99-55 in the first quarter, but has outscored its opponents 105-49 in the fourth quarter, which includes a 95-26 advantage in its eight wins.

AGGIE DEFENSE SHUTS DOWN SPARTANS OFFENSE

- Utah State's defense was in complete control during its 48-17 road win at San José State two weekends ago as it limited the Spartans to just 150 yards of total offense, which is a season low for an Aggie opponent and the fewest allowed by USU since Weber State managed just 138 yards in 2013. SJSU had just 12 rushing yards in the game, which is tied for the fewest allowed by USU this season (12 vs. Hawai'i), and tied for the 19th-fewest rushing yards allowed in a single game in school history.
- Of San José State's 17 points, one touchdown came from a pick-six and the other came via a short field (38 yards) following a fumble. SJSU's only scoring drive of the night against the Aggie defense was nine plays for 42 yards and resulted in a 44-yard field goal.
- San José State had 14 possessions during its game against Utah State and went three-and-out nine times as it was 1-of-12 on third down. Furthermore, SJSU only had one drive over 50 yards the entire game and only two other drives of more than 20 yards (38, 42).

AGGIES UNDEFEATED WHEN THEY WIN THE COIN TOSS

- Utah State is 5-0 on the season when it wins the coin toss and 3-3 when it loses the coin toss. In all five of its games that it won the coin toss, USU chose to play defense first.

AGGIES IN OVERTIME

- Utah State is 6-6 all-time in overtime, winning three of its last five. All-time, USU is 4-3 in overtime, 2-2 in double overtime, and 0-1 in triple overtime. USU's last overtime game was a 26-20 loss against New Mexico State in the NOVA Home Loans Arizona Bowl on Dec. 29, 2017.

/// UTAH STATE'S RECORD... ///

.....Under Anderson	
Overall	8-3
MW	5-2
Non-Conference	3-1
Home	3-3
Away	5-0
Neutral	0-0
Current Streak	L1
Current Home Streak	L1
Current Away Streak	W5
Day Game	2-1
Night Game	6-2
September	3-1
October	3-1
November	2-1
December	0-0
vs. top-25 teams	0-1
vs. non-ranked teams	8-2
vs. FCS (I-AA)	1-0
On natural grass	0-0
On artificial surface	8-3
Scoring first	3-0
Coming-from-behind	5-3
Leading after 1st quarter	2-0
Behind after 1st quarter	5-3
Tied after 1st quarter	1-0
Leading at halftime	3-0
Behind at halftime	5-3
Tied at halftime	0-0
Leading after 3rd quarter	5-0
Behind after 3rd quarter	3-3
Tied after 3rd quarter	0-0
Overtime	0-0
Scoring less than 20 points	0-2
Scoring 20 + points	8-1
Scoring 30 + points	5-0
Allowing 20 points or less	2-0
Allowing 10 points or less	0-0
With 100-yard rusher	2-2
Allowing 100-yard rusher	3-2
With 300-yard passer	3-0
Allowing 300-yard passer	1-0
Outgain opponent	7-1
Total offense + 400 yards	6-1
Allowing + 400 yards offense	3-3
No turnovers	0-0
Less than three turnovers	8-1
Three or more turnovers	0-2
No takeaways	1-1
Three or more takeaways	2-0
Fewer turnovers	6-0
Equal turnovers	0-0
More turnovers	2-3
Control time of possession	5-0
Opponent controls TOP	3-3



/// UTAH STATE CAREER RECORD BOOKS ///

Receiving Yardage	Years	Yds.
1. Kendal Smith	1985-88	2,943
2. Kevin Curtis	2001-02	2,789
3. Kevin Robinson	2004-07	2,485
4. Nakia Jenkins	1996-97	2,483
5. Rod Moore	1988-91	2,422
6. Aaron Jones	1997-2000	2,334
7. Deven Thompkins	2018-	2,323
8. Pat Newman	1986-89	2,221
9. Kevin Alexander	1992-95	2,208
10. James Murphy	1978-80	2,132
11. Tracy Jenkins	1988-91	2,070

Receptions	Years	No.
1. Kevin Robinson	2004-07	178
2. Kevin Curtis	2001-02	174
3. Kendal Smith	1985-88	169
4. Ron'quavion Tarver	2016-pres.	160
5. Nakia Jenkins	1996-97	155
6. Rod Moore	1988-91	153
7. Deven Thompkins	2018-	151
8. Kevin Alexander	1992-95	149
9. Aaron Jones	1997-2000	145
Pat Newman	1986-89	145

/// UTAH STATE SEASON RECORD BOOKS ///

Receiving Yardage	Year	Yds.
1. Kevin Curtis, Jr.	2001	1,531
2. Deven Thompkins, Sr.	2021	1,508
3. Kevin Alexander, Sr.	1995	1,400
4. Nakia Jenkins, Jr.	1996	1,397
5. Kevin Curtis, Sr.	2002	1,258
6. Kendal Smith, Sr.	1988	1,196
7. Tom Forzani, Sr.	1972	1,169
8. Aaron Jones, Sr.	2000	1,159
9. Nakia Jenkins, Sr.	1997	1,086
10. Mike O'Shea, Sr.	1968	1,077
11. James Murphy, Jr.	1979	1,067
12. Kendal Smith, Jr.	1987	1,048

Receptions	Year	No.
1. Kevin Curtis, Jr.	2001	100
2. Kevin Alexander, Sr.	1995	92
3. Tom Forzani, Sr.	1972	85
4. Deven Thompkins, Sr.	2021	82
Nakia Jenkins, Jr.	1996	82
6. Kevin Curtis, Sr.	2002	74
7. Nakia Jenkins, Sr.	1997	73
8. Hunter Sharp, Sr.	2015	71
9. Mike Lee, Sr.	1993	70
10. Kendal Smith, Sr.	1987	67

TD Receptions	Year	TD
1. Tracy Jenkins, Jr.	1990	14
2. Aaron Jones, Sr.	2000	11
Kendal Smith, Sr.	1988	11
Ken Thompson, Jr.	1979	11
Mike O'Shea, Sr.	1968	11
6. Siaso Mariner, Gr.	2019	10
Kevin Curtis, Jr.	2001	10
Rod Moore, Sr.	1991	10
James Murphy, Sr.	1980	10
10. Deven Thompkins, Sr.	2021	9
Kevin Curtis, Sr.	2002	9
Hunter Sharp, Sr.	2015	9

/// UTAH STATE OFFENSIVE NOTABLES ///

THOMPKINS ONE OF 10 SEMIFINALISTS FOR BILETNIKOFF AWARD

• Senior WR **Deven Thompkins** has been named one of 10 semifinalists for the Biletnikoff Award, which is awarded annually to the outstanding receiver in the nation. Thompkins is just the second player in school history named a semifinalist for the Biletnikoff Award, joining **Kevin Curtis** (2001). Three finalists for the award will be named on Monday, Nov. 23, and the winner will be announced on Dec. 9, as part of The Home Depot College Football Awards. The 10 semifinalists are: Jordan Addison (Pittsburgh), David Bell (Purdue), Jahan Dotson (Penn State), Josh Downs (North Carolina), Drake London (USC), Chris Olave (Ohio State), A.T. Perry (Wake Forest), Jerreth Sterns (Western Kentucky), **Deven Thompkins** (Utah State) and Jameson Williams (Alabama).



THOMPKINS LEADS THE NATION IN RECEIVING YARDS

• Senior WR **Deven Thompkins** currently leads the nation with 1,508 receiving yards (137.1 ypg) and is third in the nation with 1,766 all-purpose yards (160.6 ypg).
 • Thompkins is the only player in the nation this season to have five games with at least 170 receiving yards. Thompkins is also the first player in school history to accomplish this feat as the previous school record was four 170-yard receiving games by **Kevin Alexander** in 1995.

THOMPKINS LEADS THE NATION WITH EIGHT 100-YARD RECEIVING GAMES

• Senior WR **Deven Thompkins** has eight 100-yard receiving games this season, which is tied for the most in the nation with Western Kentucky's Jerreth Sterns. In fact, Thompkins had six-straight 100-yard receiving games, prior to catching five passes for 67 yards this past weekend against Wyoming. That streak of six-straight 100-yard receiving games is tied with **Kevin Curtis** (2001) for the longest in school history.

THOMPKINS NOTCHES EIGHTH 100-YARD RECEIVING GAME OF SEASON

• Senior WR **Deven Thompkins** recorded the eighth 100-yard receiving game of the season and his career two weekends ago against San José State (11/13), as he had five receptions for 127 yards. Thompkins' eight 100-yard receiving games this season are the third-most in school history. **Nakia Jenkins** set the school record with nine 100-yard receiving games in 1996 and **Kevin Curtis** tied that record in 2001.
 • The Mountain West record for 100-yard receiving games in a season is 11 set by BYU's Austin Collie in 2008 and Thompkins is currently tied for the third-most.
 • The school record for 100-yard receiving games in a career is 16 set by **Kevin Curtis** (2001-02) and Thompkins is currently tied with **Aaron Jones** (1997-2000), **James Murphy** (1978-80) and **Mike O'Shea** (1966-68) for the fourth-most in school history.

THOMPKINS RANKS SEVENTH ALL-TIME IN SCHOOL HISTORY IN RECEIVING

• Senior WR **Deven Thompkins** has caught 151 passes for 2,323 yards in his career and ranks seventh all-time in school history in both receiving yards and receptions. The school record for receiving yards is 2,943 set by **Kendal Smith** (1985-88), while the school record for receptions is 178 set by **Kevin Robinson** (2004-07). Thompkins is just the 11th player in school history to post 2,000 receiving yards in a career and the first since Robinson in 2007.

THOMPKINS 12TH PLAYER IN SCHOOL HISTORY WITH 1,000 RECEIVING YARDS

• Senior WR **Deven Thompkins** has caught 82 passes for 1,508 yards this year and is just the 12th player in school history to post 1,000 receiving yards in a season. Overall, Thompkins currently ranks second all-time in school history with his 1,508 receiving yards, while his 82 receptions are tied for the fourth-most, along with **Nakia Jenkins** (1996). The last USU player to have 1,000 receiving yards was **Kevin Curtis**, who caught 74 passes for 1,258 yards in 2002. The school record for receiving yards in a season is 1,531 set by Curtis in 2001. Curtis also holds the school record for receptions in a season with 100 set in 2001.

THOMPKINS TIED FOR 10TH IN SINGLE SEASON TOUCHDOWN RECEPTIONS

• Senior WR **Deven Thompkins** has caught nine touchdown passes this season, which is tied with **Kevin Curtis** (2002) and **Hunter Sharp** (2015) for the 10th-most in a single season in school history. **Tracy Jenkins** holds the school record with 14 touchdown receptions set in 1990. For his career, Thompkins has 14 touchdown catches, which is two shy of entering the USU career top 10.

THOMPKINS HAD CAREER GAME AGAINST NEW MEXICO STATE

• Senior WR **Deven Thompkins** had a career game at New Mexico State (11/6) with nine receptions for a career-best 215 yards and a career-high-tying two touchdowns (26, 54) as he was named the Mountain West Offensive Player of the Week for the second time this season and in his career.
 • Those 215 receiving yards for Thompkins are the most by a Mountain West player this season and the 12th-most in the nation. It is also just the 15th time in school history that an Aggie has had 200 receiving yards in a game as Thompkins' 215 yards is tied with **James Murphy** (215 vs. Long Beach State, 10/6/79) for the ninth-most in a single game in USU history.



/// UTAH STATE OFFENSIVE NOTABLES ///

TYLER RECORDS THIRD-CAREER 100-YARD RUSHING GAME

• Graduate junior RB **Calvin Tyler Jr.** had his third 100-yard rushing game of the season and his career this past weekend against Wyoming as he rushed for 109 yards on 18 carries.

BONNER SETS SCHOOL RECORD WITH FOUR TOUCHDOWN PASSES AGAIN

• Graduate junior QB **Logan Bonner** became the first quarterback in school history to throw at least four touchdown passes in three-straight games, doing so against Hawai'i (10/30), New Mexico State (11/6) and San José State (11/13). Overall, Bonner has thrown a career-high four touchdown passes in a game four times this season and seven times in his career.

• In his last four games, Bonner is 83-of-135 (.615) passing for 1,164 yards (291.0 ypg) and 14 touchdowns with just two interceptions. In fact, Bonner has thrown multiple touchdowns in each of his last seven games as he has totals of 20 touchdowns and five interceptions over that stretch.

BONNER IN THE SINGLE-SEASON RECORD BOOKS

• Graduate junior QB **Logan Bonner** is 212-of-354 (.599) passing for 2,930 yards with 27 touchdowns and 10 interceptions on the season and he currently ranks tied for second in the USU single-season record books in touchdown passes with **Chuckie Keeton** (2012). The school record for touchdown passes in a season is 32 set by **Jordan Love** in 2018.

• Bonner is 70 passing yards shy of becoming just the sixth player in school history to throw for 3,000 yards in a single season.

OTHER OFFENSIVE NOTABLES FROM WYOMING GAME

• Senior WR **Deven Thompkins** had five receptions for 67 yards, including a 41-yard touchdown catch to give him nine touchdown receptions on the season and 14 in his career. Thompkins had his streak of six-straight 100-yard receiving games snapped. Graduate senior WR **Brandon Bowling** had six receptions for 60 yards, including a 10-yard touchdown. Overall, he now has six touchdown receptions on the season and 15 in his career.

ALI'IFUA EXTENDS OWN SCHOOL RECORD FOR GAMES PLAYED

• Graduate senior OL **Demytrick Ali'ifua** played in his 56th career game this past weekend against Wyoming, which extends his own school record. The previous record was 54 career games played that was set by **Jordan Nielsen** (2012-15).

AGGIES TIED FOR SECOND-MOST 100-YARD RECEIVING GAMES IN SCHOOL HISTORY

• Utah State has already had 10 100-yard receiving games by players this year, which is tied for the second-most in single-season school history. The 1996 team holds the school record for 100-yard receiving games with 13, followed by the 2001 team with 10.

/// UTAH STATE DEFENSIVE NOTABLES ///

RICE HAS 14TH CAREER DOUBLE-DIGIT TACKLE OUTING

• Graduate senior ILB **Justin Rice** posted his fourth double-digit tackle outing of the season and the 14th of his career this past weekend against Wyoming as he had 10 tackles, which included 1.5 tackles for loss. Rice has now had at least seven tackles in a game seven times this season. Overall, Rice now has 12.0 tackles for loss on the season and 40.5 tackles for loss in his career.

REYNOLDS POSTS SECOND-CAREER DOUBLE-DIGIT TACKLE OUTING

• Graduate junior S **Hunter Reynolds** posted his first double-digit tackle outing of the season and the second of his career this past weekend against Wyoming as he had a season-high 10 tackles. Reynolds has had at least five tackles now in each of his last seven games.

BOND INTERCEPTS EIGHTH-CAREER PASS IN WYOMING GAME

• Graduate senior S **Shaq Bond** intercepted his third pass of the season and the eighth of his career this past weekend against Wyoming. Bond, who also forced his second fumble this season and the third of his career, finished the game with eight tackles.

OTHER DEFENSIVE NOTABLES FROM WYOMING GAME

• Graduate senior DE **Nick Heninger** had a season-high nine tackles, which included 1.0 tackles for loss, to give him 12.5 tackles for loss on the season and 31.0 tackles for loss in his career. Graduate junior OLB **Cash Gilliam** had a season-high eight tackles. Junior DE **Patrick Joyner Jr.** had 1.0 tackles for loss to give him 7.0 tackles for loss on the season and 9.5 tackles for loss in his career. Junior ILB **AJ Vongphachanh** had 0.5 tackles for loss to give him 6.0 tackles for loss on the season and 9.5 tackles for loss in his career.

CARTER HAS CAREER GAME AGAINST SAN JOSÉ STATE

• Junior OLB **Ajani Carter** had the best game of his career two weekends ago at San José State as he forced and recovered his first-career fumble on his second-career sack. He also intercepted his third pass of the season and his career and returned it 45 yards, and recorded his first-career pass breakup.

DID YOU KNOW?

• Utah State graduate ILB **Justin Rice** was named the Mountain West Defensive Player of the Week twice this year, while graduate senior S **Shaq Bond** won the award once. Rice was honored in back-to-back weeks against North Dakota (9/10) and Air Force (9/18), while Bond won the award against UNLV (10/16).

/// 2021 SEASON SUPERLATIVES ///

TOP INDIVIDUAL PERFORMANCES**Rushing**

1. Calvin Tyler Jr. 132 at Air Force
2. Calvin Tyler Jr. 126 vs. Boise State
3. Elelyon Noa 111 vs. Hawai'i
4. Calvin Tyler Jr. 109 vs. Wyoming

Passing

1. Logan Bonner 390 vs. North Dakota
2. Logan Bonner 361 vs. Hawai'i
3. Logan Bonner 359 at New Mexico State

Receiving

1. Deven Thompkins 215 at New Mexico State
2. Deven Thompkins 188 at Air Force
3. Deven Thompkins 180 at UNLV
4. Deven Thompkins 176 vs. Hawai'i
5. Deven Thompkins 172 vs. North Dakota
6. Brandon Bowling 136 at Air Force
7. Deven Thompkins 127 at San José State
8. Deven Thompkins 125 vs. BYU
9. Brandon Bowling 118 vs. North Dakota
10. Deven Thompkins 104 vs. Colorado State

Tackles

1. Justin Rice 14 at Air Force
2. Shaq Bond 11 vs. Colorado State
3. Justin Rice 10 vs. Boise State
- Justin Rice 10 vs. Colorado State
- Justin Rice 10 vs. Wyoming
- Hunter Reynolds 10 vs. Wyoming

TOP TEAM PERFORMANCES - OFFENSE**Rushing**

1. 235 vs. Boise State
2. 222 at Washington State
3. 217 vs. North Dakota

Passing

1. 448 at Air Force
2. 406 vs. Hawai'i
3. 404 vs. North Dakota

Total Offense

1. 628 at Air Force
2. 621 vs. North Dakota
3. 564 vs. Hawai'i

TOP TEAM PERFORMANCES - DEFENSE**Rushing**

1. 12 by Hawai'i
1. 12 by San José State
3. 49 by New Mexico State
4. 65 by North Dakota

Passing

1. 111 by UNLV
2. 138 by San José State
3. 182 by Air Force

Total Offense

1. 150 by San José State
2. 330 by UNLV
3. 347 by New Mexico State



/// MOUNTAIN WEST SINCE 2013 ///

Below is a look at the best Mountain West records in league games since it split into two divisions in 2013.

Rk.	Team	W	L	Pct.	GB
1.	Boise State	59	14	.808	---
2.	San Diego State	52	19	.732	6.0
3.	Utah State	42	28	.600	15.5
4.	Fresno State	40	33	.548	19.0
5.	Air Force	37	31	.544	19.5
6.	Nevada	37	35	.514	21.5
7.	Colorado State	34	34	.500	22.5
8.	Wyoming	30	40	.429	27.5
9.	San José State	29	42	.408	29.0
10.	Hawai'i	24	49	.329	35.0
11.	UNLV	21	48	.304	36.0
12.	New Mexico	19	51	.271	38.5

/// VS. WEST DIVISION SINCE 2013 ///

Below is a look at the best Mountain West records in league games against the West Division since the 2013 season.

Rk.	Team	W	L	Pct.
1.	Boise State	22	7	.759
2.	Utah State	21	7	.750
3.	San Diego State	30	14	.682
4.	Colorado State	17	9	.654
5.	Fresno State	25	17	.595
6.	Nevada	26	19	.578
7.	Air Force	14	11	.560
8.	Wyoming	12	15	.444
9.	San José State	19	25	.432
10.	Hawai'i	18	29	.396
11.	UNLV	16	30	.348
12.	New Mexico	7	21	.250

/// VS. MOUNTAIN DIVISION SINCE 2013 ///

Below is a look at the best Mountain West records in league games against the Mountain Division since the 2013 season.

Rk.	Team	W	L	Pct.
1.	Boise State	37	7	.841
2.	San Diego State	22	5	.815
3.	Air Force	24	20	.545
4.	Utah State	21	21	.500
5.	Fresno State	15	16	.484
6.	Wyoming	18	24	.429
7.	Nevada	11	16	.407
8.	Colorado State	17	25	.405
9.	San José State	10	17	.370
10.	New Mexico	12	31	.279
11.	Hawai'i	7	20	.259
12.	UNLV	5	19	.208


/// UTAH STATE SPECIAL TEAMS PLAYER NOTABLES ///

SCARVER TIES NCAA RECORD WITH SEVENTH KICKOFF RETURN FOR TOUCHDOWN

• Senior WR **Savon Scarver** tied the NCAA and Mountain West record for kickoff returns for touchdown at UNLV (10/16/21) as he returned the Rebels' first kickoff of the game 100 yards for the score. Scarver is one of five FBS players all-time with seven career kickoff returns for touchdowns, joining Clemson's C.J. Spiller, 2006-09; Houston's Tyron Carrier, 2008-11; San Diego State's Rashaad Penny, 2014-17; and Memphis' Tony Pollard, 2015-18.

• Of his seven career kickoff returns for touchdowns, four have been from 100 yards, while the others were from 99, 96 and 94 yards, respectively.

• The previous USU record for kickoff returns for touchdown was held by **Kevin Robinson** (2004-07), who returned four during his career.



SCARVER SETS MOUNTAIN WEST RECORD FOR CAREER KICKOFF RETURN YARDS

• Senior WR **Savon Scarver** has 2,825 kickoff return yards in his career, breaking the previous Mountain West record of 2,626 yards set by UNLV's Deante' Purvis (2008-11). Scarver also ranks second all-time in MW history with 102 career kickoff returns trailing Purvis, who holds the record with 112 returns.

• Scarver ranks second all-time in school history in kickoff return yards behind **Kerwynn Williams** (2009-12). Williams currently ranks fourth in NCAA history with 3,408 kickoff return yards and Scarver ranks 20th with 2,825 yards. The NCAA record holder for career kickoff return yards is Minnesota's Troy Stoudermire (2008-12) with 3,615 yards.

• For his career, Scarver has returned 102 kickoffs for 2,825 yards (27.7 ypr) and is tied for 14th all-time in FBS history in kickoff return average and 20th in kickoff return yards.

COLES SCORES CAREER HIGH IN POINTS IN BACK-TO-BACK GAMES

• Graduate senior PK **Connor Coles** has responded well from missing all three of his field goal attempts at UNLV (10/16) by making 10 of his last 11 field goals in his last five games. Against Colorado State (10/22), Coles was one of three players named a Lou Groza Star of the Week as he scored a career-high 14 points as he was a perfect 4-of-4 on field goals (45, 30, 42, 34) and 2-for-2 on extra points. In fact, his field goals made and attempted were both career highs. Against Hawai'i, Coles was 3-of-3 on field goals (40, 22, 22) and 6-for-6 on extra points for a new career-high of 15 points. Coles then made 2-of-3 field goals and was 6-for-6 on extra points against San José State as he scored 12 points.

DID YOU KNOW?

• Graduate senior PK **Connor Coles** has been named the Mountain West Player of the Week twice in his career. His first honor came last season after scoring a then-career-high 11 points against New Mexico State (11/26/20). He won it again after scoring 10 points at Washington State (9/3/21) this year.

/// ACADEMICALLY SPEAKING ///

• Graduate senior DE **Nick Heninger** has been nominated for a pair of national awards as he is one of 30 candidates for the Senior CLASS Award and one of 176 semifinalists for the William V. Campbell Trophy. The Senior CLASS Award is awarded annually to the most outstanding senior student-athlete who excels in the Four C's- classroom, character, community & competition. The William V. Campbell Trophy recognizes an individual as the absolute best football scholar-athlete in the nation for his combined academic success, football performance and exemplary leadership. It is considered by many to be the "Academic Heisman" and nicknamed as such.

• Utah State graduate senior DE **Nick Heninger** was named to the 2020-21 Academic All-America Division I second team as selected by the College Sports Information Directors of America (CoSIDA). Heninger is just the eighth football player in Utah State history to be named an academic All-American, joining USU legend **Merlin Olsen** (1961), along with **Dennis Ferguson** (1970), **Gary Anderson** (1971), **Randy Stockham** (1974, 1975), **Mike Perko** (1981), **Steve Neeleman** (1991) and **McKade Brady** (2012).

• Utah State has 20 players on its roster that have already received their bachelor's degree in senior OL **Demytrick Ali'ifua**, senior DE **Jaylin Bannerman**, senior S **Shaq Bond**, junior QB **Logan Bonner**, senior WR **Brandon Bowling**, senior WR **Sean Carter**, senior PK **Connor Coles**, senior OLB **Cash Gilliam**, senior CB **Andre Grayson**, senior DE **Nick Heninger**, senior RB **Devonta'e Henry-Cole**, senior OL **Maisen Knight**, senior CB **Kyle Mayberry**, junior S **Monte McGary**, senior DT **Marcus Moore**, senior WR **Jordan Nathan**, junior DT **Phillip Paea**, junior S **Hunter Reynolds**, senior ILB **Justin Rice** and junior RB **Calvin Tyler Jr.**

• Utah State football has a 91 percent Graduation Success Rate, which ranks first in the Mountain West, and a 2.97 cumulative grade-point average.

• Utah State had 54 football players earn academic all-Mountain West honors in 2020, while 15 players were named MW Scholar-Athletes.



/// UTAH STATE TEAM NOTABLES ///

AGGIES RALLY FROM DOUBLE-DIGIT DEFICITS FOR FIVE WINS

- Utah State has rallied from double-digit deficits to win six of its eight games this season, marking the first time in school history that has happened. In fact, USU overcame a double-digit fourth-quarter deficit in each of its first two road wins this season.
- In its 48-17 road win at San José State, Utah State overcame a 14-point (14-0) second-quarter deficit and outscored SJSU 48-3 the remainder of the game.
- In its 35-13 road win at New Mexico State, Utah State overcame a 10-point (10-0) first-quarter deficit and outscored NMSU 35-3 the remainder of the game.
- In its 28-24 road win at UNLV, Utah State overcame a 10-point (17-7) first-quarter deficit and scored the winning touchdown with 35 seconds remaining in the game.
- In its 49-45 road win at Air Force, Utah State actually overcame four double-digit deficits to get the win. First, USU trailed 10-0 before taking a 13-10 lead. USU then trailed 24-13 and later 31-20 before taking a 34-31 lead. USU then trailed 45-34 before scoring 15 unanswered points in the final 9:51 for the win.
- In its 48-24 home win against North Dakota, Utah State outscored the Fighting Hawks 41-3 over the final three quarters after trailing 21-7 in the first 15 minutes of play.
- In its 26-23 season-opening road win at Washington State, Utah State overcame a 12-point (23-11) fourth-quarter deficit by scoring 15 unanswered points in the final 5:25 of the game.

UTAH STATE WINNING THE CLOSE GAMES

- Utah State is 4-0 on the season in one-score games and has won those four contests by a total of 13 points. The school record for one-score wins in a season is five set in 2011, as that team posted a 5-5 record in one-score games.

INSIDE THE NUMBERS OF UTAH STATE'S SCORING DRIVES

- Utah State has 20 scoring drives of at least 10 plays, including a season-long 18-play drive against BYU. By comparison, USU had a total of 13 drives of 10-plus plays in 2019.
- Utah State has 26 scoring drives of at least 70 yards, including a season-long 93-yard drive at New Mexico State. By comparison, USU had 32 drives of 70-plus yards in 2019.

FOUR AGGIES PUT ON SCHOLARSHIP THIS FALL

- Utah State head football coach **Blake Anderson** put four players on scholarship this fall in senior OL **Chandler Dolphin**, junior RB **Pailate Makakona**, sophomore DE **Addison Trupp** and redshirt freshman LS **Jacob Garcia**.

AGGIES WHO HAVE SERVED LDS CHURCH MISSIONS

- Utah State has 13 players on its 2021 roster who have served missions for The Church of Jesus Christ of Latter-day Saints in graduate senior DE **Nick Heninger**, junior DT **James Hansen**, junior OL **Wade Meacham**, sophomore TE **Josh Sterzer**, sophomore WR **Kyle Van Leeuwen**, redshirt freshman DE **Mata Holo**, freshman ILB **McKay Breshears**, freshman DT **Johnson Hansen**, freshman WR **Franky Jacobsen**, freshman ILB **Sione Moa**, freshman TE **Jackson Rigby**, freshman DT **Seni Tuiaki** and redshirt freshman S **Crew Wakley**.

AGGIES WHO ARE MARRIED

- Utah State has seven players on its 2021 roster who are married in graduate senior OL **Demytrick Ali'ifua**, graduate senior DE **Nick Heninger**, senior WR **Derek Wright**, sophomore DT **Aaron Bredsguard**, sophomore TE **Josh Sterzer**, redshirt freshman OL **Cole Motes** and redshirt freshman S **Crew Wakley**.

/// PRESEASON HONORS ///

The following is a listing of Utah State players who have garnered preseason honors heading into the 2021 campaign.

Savon Scarver, Sr., KOR

- Mountain West Special Teams Player of the Year
- *Athlon Sports* Third-Team All-American
- *Phil Steele's* Fourth-Team All-American
- *Athlon Sports* First-Team All-Mountain West
- *Phil Steele's* First-Team All-Mountain West

Demytrick Ali'ifua, G-Sr., OL

- Polynesian Player of the Year Watch List
- *Phil Steele's* Third-Team All-Mountain West
- *Athlon Sports* Fourth-Team All-Mountain West

Falepule Alo, So., OL

- Polynesian Player of the Year Watch List

Shaq Bond, G-Sr., S

- *Athlon Sports* Third-Team All-Mountain West
- *Phil Steele's* Third-Team All-Mountain West

Brandon Bowling, G-Sr., WR

- Allstate AFCA Good Works Team
- *Athlon Sports* Fourth-Team All-Mountain West

Alfred Edwards, Sr., OL

- *Athlon Sports* Third-Team All-Mountain West

Devonta'e Henry-Cole, G-Sr., RB

- *Athlon Sports* Fourth-Team All-Mountain West

Nick Heninger, G-Sr., DE

- *Athlon Sports* Fourth-Team All-Mountain West

Stephen Kotsanlee, So., P

- *Phil Steele's* Third-Team All-Mountain West
- *Athlon Sports* Fourth-Team All-Mountain West

Kyle Mayberry, G-Sr., CB

- *Phil Steele's* Fourth-Team All-Mountain West

Marcus Moore, G-Sr., DT

- *Phil Steele's* Fourth-Team All-Mountain West

Justin Rice, G-Sr., ILB

- Bednarik Award Watch List
- *Athlon Sports* Second-Team All-Mountain West
- *Phil Steele's* First-Team All-Mountain West

Deven Thompkins, Sr., WR

- *Phil Steele's* Fourth-Team All-Mountain West

Calvin Tyler Jr., G-Jr., RB

- Wuerffel Trophy Watch List

AJ Vongphachanh, Jr., ILB

- *Phil Steele's* Fourth-Team All-Mountain West



/// RANKINGS FOR 2021 SEASON ///

TEAM	MW	NCAA
• Total Offense (457.5)	2	19
• Passing Offense (303.0)	3	17
• Scoring Offense (31.9)	3	43
• Pass Efficiency (146.4)	3	47
• Rushing Offense (154.5)	5	74
• Sacks Allowed (2.09)	6	57
• Completion % (.589)	6	91
• Tackles for Loss (7.4)	1	8
• Sacks (2.09)	9	69
• Scoring Defense (27.8)	9	80
• Passing Defense (247.0)	10	94
• Pass Eff. Defense (133.9)	11	66
• Total Defense (416.5)	11	92
• Rushing Defense (169.5)	12	91
• Net Punting (41.4)	3	27
• Punt Return Def. (5.3)	3	35
• Punt Returns (9.0)	4	54
• Kickoff Returns (22.7)	5	44
• TO Margin (0.00)	5	68
• Kickoff Return Def. (22.5)	10	89

INDIVIDUAL	AVG.	MW	NCAA
• Shaq Bond (S)			
Interceptions	0.30	3	20
• Logan Bonner (QB)			
Yds. per Comp.	13.8	2	21
Yds. per Att.	8.25	2	40
Passing TD	2.45	3	12
Passing	266.4	3	19
Pts. Res. For	14.9	3	25
Passing Eff	148.5	3	48
Total Offense	272.9	4	32
Completions	19.3	5	36
Completion %	.599	7	81
• Brandon Bowling (WR)			
KO Return TD	0.09	1	9
Receiving TD	0.55	7	56
• Ajani Carter (OLB)			
Interceptions	0.30	3	20
• Connor Coles (PK)			
Field Goals	1.64	4	11
Scoring	8.5	4	32
Field Goal %	75.0	5	59
Pts. Res. For	8.5	10	-
• Nick Heninger (DE)			
Fumbles Forced	0.27	5	21
Tackles for Loss	1.14	5	-
• Stephen Kotsanlee (P)			
Punting	42.7	7	-
• Jordan Nathan (WR)			
Punt Returns	9.9	6	-
• Justin Rice (ILB)			
Tackles	8.6	4	30
Tackles for Loss	1.09	6	-
Interceptions	0.27	7	40
• Savon Scarver (WR)			
KO Return TD	0.09	1	9
KO Returns	24.0	3	27
• Deven Thompkins (WR)			
Receiving	137.1	1	1
All-Purpose	160.6	1	3
Yds per Rec.	18.4	2	25
Receptions	7.5	3	11
Receiving TD	0.82	4	17
• Calvin Tyler Jr. (RB)			
Rushing	76.2	5	61
Yds per Carry	4.8	8	89
• Poukesi Vakauta (DT)			
Fumbles Rec.	0.18	4	18
• Derek Wright (WR)			
Receiving TD	0.73	6	27
Yds per Rec.	15.7	8	78

/// UTAH STATE MOUNTAIN WEST AND NATIONAL RANKINGS ///

UTAH STATE 19TH IN THE NATION IN TOTAL OFFENSE

• Utah State is averaging 457.5 yards per game to rank second in the Mountain West and 19th in the nation. USU also ranks third in the MW and 17th in the nation in passing offense (303.0 ypg), third in the MW and 43rd in the nation in scoring offense (31.9 ppg), third in the MW and 47th in the nation in passing efficiency (146.4), fifth in the MW and 74th in the nation in rushing offense (154.5 ypg), sixth in the MW and 57th in the nation in sacks allowed with 23 (2.09 pg), and sixth in the MW and 91st in the nation in completion percentage (.589).

• Utah State's offense also ranks first in the MW and 15th in the nation in first downs (24.2 pg), first in the MW and 24th in the nation in third down conversions at 45.1 percent (82-of-182), second in the MW and 16th in the nation in passing yards per completion (14.00), and fifth in the MW and 74th in the nation in fourth down conversions at 48.2 percent (13-of-27).

UTAH STATE EIGHTH IN THE NATION IN TACKLES FOR LOSS

• Utah State is averaging 7.4 tackles for loss per game to lead the Mountain West and rank eighth in the nation. USU also ranks ninth in the MW and 69th in the nation in sacks with 23 (2.09 pg), ninth in the MW and 80th in the nation in scoring defense (27.8 ppg), 10th in the MW and 94th in the nation in passing defense (247.0 ypg), 11th in the MW and 66th in the nation in pass efficiency defense (133.9), 11th in the MW and 92nd in the nation in total defense (416.5 ypg), and 12th in the MW and 91st in the nation in rushing defense (169.5 ypg).

• Utah State's defense also ranks second in the MW and seventh in the nation in fourth down conversions at 33.3 percent (4-of-12), fourth in the MW and 53rd in third down conversions at 37.6 percent (53-of-141), and seventh in the MW and 60th in the nation with six fumbles recovered (0.55pg).

UTAH STATE 27TH IN THE NATION IN NET PUNTING

• Utah State ranks third in the Mountain West and 27th in the nation in net punting (41.4 ypp), third in the MW and 35th in the nation in punt return defense (5.3 ypr), fourth in the MW and 54th in the nation in punt returns (9.0 ypr), fifth in the MW and 44th in the nation in kickoff returns (22.7 ypr), and 10th in the MW and 89th in the nation in kickoff return defense (22.5 ypr).

UTAH STATE HAS FORCED 17 TURNOVERS ON THE SEASON

• Utah State has forced 17 turnovers this season with 11 interceptions and six fumbles, and ranks fourth in the Mountain West and 30th in the nation in interceptions (1.0 pg). USU has forced three-or-more turnovers in 28 of its last 93 games and has scored 25 defensive touchdowns in its last 102 games.

AGGIES IN THE MOUNTAIN WEST AND NCAA RANKINGS IN 2021

• The following is a look at where current Aggies rank in the Mountain West and in the NCAA in individual categories. Senior WR **Deven Thompkins** leads the nation in receiving (137.1 ypg). Thompkins is also first in the MW and third in the nation in all-purpose yards (160.6 ypg), second in the MW and 25th in the nation in yards per reception (18.4), third in the MW and 11th in the nation in receptions (7.5 pg), and fourth in the MW and 17th in the nation in receiving touchdowns with nine (0.82 pg). Senior WR **Savon Scarver** leads the MW and is ninth in the nation in kickoff returns for touchdown with one (0.09 pg), and third in the MW and 27th in the nation in kickoff returns (24.0 ypr). Graduate senior WR **Brandon Bowling** leads the MW and is ninth in the nation in kickoff returns for touchdown with one (0.09 pg), and seventh in the MW and 59th in the nation in receiving touchdowns with six (0.55 pg). Graduate junior QB **Logan Bonner** is second in the MW and 21st in the nation in yards per completion (13.8), second in the MW and 40th in the nation in yards per attempt (8.25), third in the MW and 12th in the nation in passing touchdowns with 27 (2.45 pg), third in the MW and 19th in the nation in passing (266.4 ypg), third in the MW and 25th in the nation in points responsible for (14.9 pg), third in the MW and 48th in the nation in passing efficiency (148.5), fourth in the MW and 32nd in the nation in total offense (272.9 ypg), fifth in the MW and 36th in the nation in completions (19.3 pg), and seventh in the MW and 81st in the nation in completion percentage (.599). Graduate senior S **Shaq Bond** is third in the MW and 20th in the nation in interceptions with three (0.30 pg). Junior OLB **Ajani Carter** is third in the MW and 20th in the nation in interceptions with three (0.33 pg). Graduate senior PK **Connor Coles** is fourth in the MW and 11th in the nation in field goals made per game (1.64), fourth in the MW and 32nd in the nation in scoring (8.5 ppg), fifth in the MW and 59th in the nation in field goal percentage (75.0), and 10th in the MW in points responsible for (8.5 pg). Sophomore DT **Poukesi Vakauta** is fourth in the MW and 18th in the nation in fumbles recovered with two (0.18 pg). Graduate senior DE **Nick Heninger** is fifth in the MW and 21st in the nation in fumbles forced with three (0.27 pg), and fifth in the MW in tackles for loss (1.14 pg). Graduate senior ILB **Justin Rice** is fourth in the MW and 30th in the nation in tackles (8.6 pg), sixth in the MW in tackles for loss (1.09 pg), and seventh in the MW and 40th in the nation with three interceptions (0.27 pg). Graduate junior RB **Calvin Tyler Jr.** is fifth in the MW and 61st in the nation in rushing yards (76.2 ypg), and eighth in the MW and 89th in the nation in rushing yards per carry (4.8 ypc). Senior WR **Derek Wright** is sixth in the MW and 27th in the nation in receiving touchdowns with eight (0.73 pg), and eighth in the MW and 78th in the nation in yards per reception (15.7). Graduate senior WR **Jordan Nathan** is sixth in the MW in punt returns (9.0 ypr). And, sophomore P **Stephen Kotsanlee** is seventh in the MW in punting (42.7 ypp).

DID YOU KNOW?

• Utah State is one of just eight teams in the nation with multiple kickoff returns for touchdown, along with South Florida (3), Alabama (2), Arkansas State (2), Houston (2), Kansas State (2), Marshall (2) and SMU (2). And, USU and Marshall are the only teams in the nation with two players that have returned a kickoff for a touchdown.





/// UTAH STATE COACHING NOTABLES ///

UTAH STATE HAS MOST DIVERSE COACHING STAFF IN THE NATION

• Utah State is the only staff in the nation that has minority coaches serving in the roles of offensive coordinator (**Anthony Tucker**), defensive coordinator (**Ephraim Banda**) and head strength and conditioning coach (**Paul Jackson**).

UTAH STATE HAS THE SECOND-YOUNGEST COACHING STAFF IN THE NATION

• Of Utah State’s 10 full-time assistant coaches, four are in their 20s, four are in their 30s and two are in their 40s. The average age of those 10 assistants is 33.7 years, which ranks as the second-youngest staff in the nation behind Old Dominion (32.2).

FIVE FORMER AGGIE PLAYERS ON STAFF

• Utah State head coach **Blake Anderson** has five former Aggies on his staff in running backs coach **Chuckie Keeton** (2011-15), tight ends coach **DJTialavea** (2010-13), defensive line coach **Al Lapuaho** (2011-12), and analysts **Austin Albrecht** (2014-16) and **Jumanne Robertson** (2011-12).

AGGIES HAVE NEW COORDINATORS FOR FOURTH STRAIGHT YEAR IN 2021

• Utah State has new offensive, defensive and special teams coordinators for the fourth straight season this fall. In fact, USU has had a different defensive coordinator in each of its last five seasons and a different special teams coordinator in each of its last seven seasons. The last time USU had the same defensive coordinator for multiple years was **Todd Orlando** (2013-14), while its last special teams coordinator to coach multiple seasons was **Dave Ungerer** (2013-15). Ironically, USU has had the same offensive coordinator for multiple seasons twice during the past nine seasons with **David Yost** (2017-18) and **Kevin McGiven** (2013-14).

• Overall, Utah State is the only FBS school to have new coordinators on offense, defense and special teams in each of the past four seasons.

DID YOU KNOW?

• Utah State defensive coordinator and safeties coach **Ephraim Banda** was named one of the top 25 recruiters in the nation in January of 2021, by Rivals.com.

• Banda is the only hispanic-latino defensive coordinator in the nation at the Football Bowl Subdivision (FBS) level. Overall, Banda is one of 32 hispanic-latino coaches at the FBS level, with six of those serving other coordinator positions.

/// UTAH STATE ROSTER NOTABLES ///

LOOKING AT THE 2021 ROSTER

• Under the direction of first-year head coach **Blake Anderson**, who is in his eighth year as a collegiate head coach, Utah State football returns 18 starters (O-9, D-9) as part of 44 letterwinners (O-20, D-21, S-3) from last year, which includes 13 Super Seniors. Along with 44 returning lettermen, USU welcomes back 24 more players (O-12, D-9, S-3) that were in the program in 2020, while adding 41 newcomers (O-20, D-20, S-1), 15 of which are four-year transfers. Those 13 ‘Super Seniors’ include: OL **Demytrick Ali’ifua**, DE **Jaylin Bannerman**, S **Shaq Bond**, WR **Sean Carter**, OLB **Cash Gilliam**, DE **Nick Heninger**, RB **Devonta’e Henry-Cole**, ILB **Kevin Meitzenheimer**, DT **Marcus Moore**, WR **Jordan Nathan**, WR **Savon Scarver**, TE **Carson Terrell** and WR **Derek Wright**.

• Highlighting Utah State’s returners in 2021 are seven players that earned honorable mention all-Mountain West honors a season ago in graduate senior OL **Demytrick Ali’ifua**, graduate senior S **Shaq Bond**, graduate senior DE **Nick Heninger**, graduate senior DT **Marcus Moore**, senior KOR **Savon Scarver**, junior ILB **AJ Vongphachanh** and sophomore P **Stephen Kotsanlee**. Bond has been named honorable mention all-MW each of the past two seasons, while Scarver was a consensus All-American in 2018 and is the preseason MW Special Teams Player of the Year in 2021.

• Other starters returning for Utah State in 2021 include **Henry-Cole**, **Meitzenheimer**, **Terrell**, **Wright**, senior OL **Alfred Edwards**, senior CB **Andre Grayson**, senior CB **Zahodri Jackson**, senior WR **Deven Thompkins**, junior CB **Cam Lampkin**, junior WR **Justin McGriff**, junior OL **Jacob South**, junior S **Dominic Tatum** and sophomore OL **Falepule Alo**.

• Utah State welcomes three transfers that earned all-Sun Belt Conference honors at Arkansas State a season ago in graduate senior WR **Brandon Bowling**, graduate senior ILB **Justin Rice** and graduate junior QB **Logan Bonner**. Rice earned first-team all-conference honors at ASU in 2020 and was first-team all-Mountain West at Fresno State in 2019, while Bowling and Bonner both garnered honorable mention all-Sun Belt honors last season for the Red Wolves.

• Utah State has 11 Power 5 transfers on its roster in in graduate senior RB **Devonta’e Henry-Cole** (Utah), graduate senior DE **Nick Heninger** (Utah), graduate senior DT **Marcus Moore** (UCLA), graduate junior RB **Calvin Tyler Jr.** (Oregon State), graduate senior CB **Kyle Mayberry** (Kansas), graduate junior DE **Phillip Paea** (Michigan), graduate junior S **Hunter Reynolds** (Michigan), junior DE **Patrick Joyner Jr.** (Miami), junior DE **Byron Vaughns** (Texas), junior OL **Quazzel White** (TCU) and redshirt freshman WR **Jamie Nance** (Nebraska).

/// AGGIES IN THE NFL ///

Jalen Davis (CB)	Cincinnati Bengals
Kyler Fackrell (LB)	Los Angeles Chargers
Tipa Galeai (LB)	Green Bay Packers
Tyler Larsen (OG)	Washington Football Team
Nevin Lawson (CB)	Jacksonville Jaguars
Dallin Leavitt (S)	Las Vegas Raiders
Jordan Love (QB)	Green Bay Packers
Patrick Scales (LS)	Chicago Bears
Darwin Thompson (RB)	Tampa Bay Buccaneers
Nick Vigil (LB)	Minnesota Vikings
Bobby Wagner (LB)	Seattle Seahawks

• *Utah State’s 11 former players currently on NFL rosters ranks as the fourth-most among Mountain West schools behind Boise State (18), Wyoming (14) and San Diego State (12).*

/// AGGIES IN THE NFL DRAFT ///

2011 NFL DRAFT

Curtis Marsh, Philadelphia	3rd Round
----------------------------	-----------

2012 NFL DRAFT

Bobby Wagner, Seattle	2nd Round
Robert Turbin, Seattle	4th Round
Michael Smith, Tampa Bay	7th Round

2013 NFL DRAFT

Will Davis, Miami	3rd Round
Kerwynn Williams, Indianapolis	7th Round

2014 NFL DRAFT

Maurice Alexander, St. Louis	4th Round
Nevin Lawson, Detroit	4th Round

2016 NFL DRAFT

Nick Vigil, Cincinnati	3rd Round
Kyler Fackrell, Green Bay	3rd Round

2017 NFL DRAFT

Devante Mays, Green Bay	7th Round
-------------------------	-----------

2019 NFL DRAFT

Darwin Thompson, Kansas City	6th Round
------------------------------	-----------

2020 NFL DRAFT

Jordan Love, Green Bay	1st Round
------------------------	-----------



BLAKE ANDERSON



/// THE ANDERSON FILE ///

COACHING EXPERIENCE

2021-	Utah State – Head Coach
2014-20	Arkansas State – Head Coach
2012-13	North Carolina – Offensive Coordinator/QB
2010-11	Southern Miss – Offensive Coordinator/QB
2008-09	Southern Miss – Run Game Coordinator/QB
2007	Louisiana – Offensive Coordinator/QB
2002-04	Middle Tennessee – Co.Off. Coordinator/QB
2001	New Mexico – Wide Receivers
1999-00	New Mexico – Running Backs
1998	Trinity Valley CC – Offensive Coordinator
1995-97	Trinity Valley CC – Recruiting Coordinator QB/WR/DB
1994	Howard Payne – Wide Receivers
1993	Eastern New Mexico – Wide Receivers
1992	Eastern New Mexico – Graduate Assistant

BOWL GAMES (11)

Arkansas State (6) – 2019 Camellia Bowl; 2018 Arizona Bowl; 2017 Camellia Bowl; 2016 Cure Bowl; 2015 New Orleans Bowl; 2014 GoDaddy.com Bowl
 North Carolina (1) – 2013 Belk Bowl
 Southern Miss (4) – 2011 Hawaii Bowl; 2010 Beef 'O' Brady's Bowl; 2009 New Orleans Bowl; 2008 R+L Carriers Bowl

NATIONAL CHAMPIONSHIPS (1)

Trinity Valley Community College (1) – NJCAA, 1997

CONFERENCE CHAMPIONSHIPS (5)

Arkansas State (2) – Sun Belt Conference, 2016, 2015
 Southern Miss (1) – Conference USA, 2011
 Trinity Valley CC (1) – Texas JC Conference, 1997
 Howard Payne (1) – Texas IA, 1994

DIVISIONAL CHAMPIONSHIPS (1)

North Carolina (1) – ACC Coastal Division, 2012

PLAYING EXPERIENCE

1990-91 Sam Houston State – Wide Receiver
 1988-89 Baylor- Quarterback / Wide Receiver

EDUCATION

1994 E. New Mexico – Sports Administration (M.S.)
 1992 Sam Houston State – Kinesiology (B.S.)

FAMILY

Wife, Brittany; Sons, Coleton, Cason; Daughters, Calie, Collins, Ellison



- **Sam Houston State, 1992**
- **Eighth Year as Division I Head Coach (59-40 Record)**
- **First Year at Utah State (8-3 Record)**

• Blake Anderson (hired on Dec. 12, 2020) is in his first season as Utah State's head coach and is the 29th head coach in program history. He is 59-40 all-time as a head coach, including a 43-20 conference mark.

• Anderson has 28 years of collegiate coaching experience and has been part of five conference championship teams. He has also coached in 11 bowl games and won a national championship at the junior college level.

• Anderson comes to Utah State after spending the past seven years as the head coach at Arkansas State, leading the Red Wolves to six-consecutive winning seasons and six-straight bowl games from 2014-19, including a 31-13 win against UCF in the 2016 Cure Bowl and a 34-26 win against FIU in the 2019 Camellia Bowl.

• Arkansas State also won back-to-back Sun Belt Conference Championships under Anderson in 2015 and 2016, and competed for another in 2017 in A-State's regular-season finale that was a de facto championship game.

• During that six-year stretch, the Red Wolves broke 12 school records, including 494.8 yards of total offense per game, 4,106 passing yards and 38 touchdown passes in 2017, 520 points scored and 69 total touchdowns in 2015, and 6,174 yards of total offense and 1,024 total plays in 2014.

• Entering the 2020 season, the Red Wolves had won at least seven games, including at least five league games, every year under Anderson, including a nine-victory campaign in 2015 and eight-win seasons in 2016, 2018 and 2019. In all, Anderson posted a 51-37 (.580) record during his seven seasons at Arkansas State, including a 38-18 (.679) mark in the Sun Belt Conference. Those 51 wins, 40 of which were by double digits, are tied for the third-most in school history.

• The Anderson-led Red Wolves were one of just 20 Football Bowl Subdivision (FBS) programs in the nation, including six from the Group of Five, to post a winning record six-consecutive seasons from 2014-19. A-State's 51 wins under Anderson were tied for the 41st-most in the country during his seven seasons at the helm, while his 38 league wins are the second-most in Sun Belt history.

• Statistically, Arkansas State annually ranked as one of the top offensive teams in the nation under Anderson. In 2020, the Red Wolves led the Sun Belt Conference and ranked 15th nationally in total offense at 489.7 yards per game. ASU also led the Sun Belt in total offense in 2018 (466.2 yards per game), 2017 (494.8 ypg) and 2014 (476.5 ypg), and ranked second in 2015 (438.5 ypg). Furthermore, the 2017 team ranked 10th in the nation in total offense, while the 2018 team was 17th and the 2014 team was 20th nationally.

• As for passing offense, Arkansas State led the Sun Belt Conference and ranked third in the nation in 2020 at 364.4 yards per game. In 2019, the Red Wolves finished second in the conference and 10th in the nation with 312.1 passing yards per game. ASU also led the Sun Belt in passing offense in both 2017 and 2018 with 342.2 and 281.5 passing yards per game, respectively. The 2017 team also ranked fifth nationally in that category, while the 2018 team was 21st in the nation.

• Arkansas State also led the Sun Belt Conference in scoring offense three times under Anderson as the 2017 team averaged 37.8 points per game to rank 13th nationally, while the 2015 team averaged 40.0 points per game to rank 12th in the nation, and the 2014 team averaged 36.7 points per game to rank 18th nationally. In fact, six of Anderson's seven Red Wolves teams averaged over 30 points per game.

• Overall, each of Anderson's first six squads at Arkansas State ranked among the top-45 teams in the nation in at least 23 combined offensive, defensive and special teams categories, including the 2018 team that led the nation in punt return defense (-1.9 yards per return), the 2016 team that led the nation in tackles for loss (9.6 per game) and the 2015 squad that led the nation in both defensive touchdowns (8) and passes intercepted (26).

• Along the way, Anderson saw 11 of his players earn all-Sun Belt recognition in 2014, followed by 16 in 2015, 2016 and 2019, and a school-record 18 in 2017. All six seasons combined, Anderson coached 65 different players to 97 all-conference selections – the most in the league over that span.

• Following the 2019 campaign, Anderson received the Capital One Orange Bowl-FWAA Courage Award and was named the Grant Teaff Coach of the Year, presented annually by the Fellowship of Christian Athletes, as he guided the Red Wolves to an 8-5 record and Camellia Bowl championship after his wife, Wendy, passed away prior to the start of the season following a courageous battle with cancer.

• A two-year letterwinner at wide receiver for Sam Houston State from 1990-91, Anderson was named Southland Conference all-academic as a senior. He also played for two years as a quarterback and receiver at Baylor (1988-89) before transferring. Anderson graduated with his bachelor's degree in kinesiology from Sam Houston State in 1992. He also attained his master's degree in sports administration from Eastern New Mexico in 1994.





O - PATRICK JOYNER JR.
DE • 6-2 • 230 • JR-TR
Homestead, Florida
(South Dade HS)
(Miami)

CAREER STATS - DEFENSE

Year	G/GS	UA-AT-TT	TFL	Sack	INT	PB	FF	FR
2018	5/0	2-3-5	2.5-6	0.0-0	0-0	0	0	0
2019	1/0	0-0-0	0.0-0	0.0-0	0-0	0	0	0
2020	5/0	0-1-1	0.0-0	0.0-0	0-0	0	0	0
2021	11/8	16-8-24	7.0-37	3.5-29	0-0	0	0	0
TOTAL	21/8	18-12-30	9.5-43	3.5-29	0-0	0	0	0

CAREER HIGHS - DEFENSE

Tackles: 4, vs. two opponents
Sacks: 1.5, at New Mexico State (11/6/21)
TFL: 2.0, vs. two opponents
QBH: 1, vs. four opponents
Safety: 1, at Washington State (9/4/21)

GAME-BY-GAME DEFENSE

2021	G/GS	U-A-T	TFL	Sack	INT	PB	QH	F/R
at WSU	1/1	2-1-3	2.0-7	1.0-6	0	0	0	0/0
UND	1/1	1-0-1	0.0-0	0.0-0	0	0	1	0/0
at AFA	1/1	2-2-4	0.0-0	0.0-0	0	0	0	0/0
BSU	1/1	2-2-4	1.5-2	0.0-0	0	0	1	0/0
BYU	1/1	3-0-3	0.0-0	0.0-0	0	0	1	0/0
at UNLV	1/1	0-0-0	0.0-0	0.0-0	0	0	0	0/0
CSU	1/1	2-0-2	1.0-7	1.0-7	0	0	0	0/0
UH	1/1	0-0-0	0.0-0	0.0-0	0	0	0	0/0
at NMSU	1/0	1-1-2	1.5-16	1.5-16	0	0	1	0/0
at SJSU	1/0	2-0-2	0.0-0	0.0-0	0	0	0	0/0
WYO	1/0	1-2-3	1.0-5	0.0-0	0	0	0	0/0
at UNM	0/0	0-0-0	0.0-0	0.0-0	0	0	0	0/0



O - JORDAN NATHAN
WR • 5-9 • 185 • G-SR-4L
Monrovia, California
(Monrovia HS)

CAREER STATS - RECEIVING

Year	G/GS	Rec	Yds	Avg	TD	Long
2017	13/12	25	324	13.0	2	75
2018	12/6	28	297	10.6	3	42
2019	13/12	56	581	10.4	1	52
2020	6/2	8	57	7.1	1	15
2021	11/0	3	16	5.3	0	9
TOTAL	55/32	120	1,275	10.6	7	75

CAREER HIGHS - RECEIVING

Receptions: 9, vs. Kent State (12/20/19)
Yards: 133, vs. BYU (11/2/19)
Long Catch: 75, at UNLV (10/21/17)
TD: 1, vs. seven opponents

CAREER STATS - RUSHING

Year	Rush	Yds	Avg	TD	Long
2017	7	30	4.3	0	19
2018	1	-2	-2.0	0	0
2019	7	40	5.7	1	12
2020	0	0	0.0	0	0
2021	0	0	0.0	0	0
TOTAL	15	68	4.5	1	19

CAREER HIGHS - RUSHING

Rushes: 5, at New Mexico (11/30/19)
Yards: 26, at New Mexico (11/30/19)
TD: 1, at New Mexico (11/30/19)
Long Rush: 19, at Wisconsin (9/1/17)

CAREER STATS - PUNT RETURNS

Year	Ret	Yds	Avg	TD	Long
2017	23	196	8.5	0	70
2018	20	166	8.3	1	59
2019	11	93	8.5	0	21
2020	5	22	4.4	0	10
2021	10	99	9.9	0	28
TOTAL	69	576	8.3	1	70

CAREER HIGHS - PUNT RETURNS

Returns: 6, vs. New Mexico State (12/29/17)
Yards: 92, at UNLV (10/21/17)
Long Return: 70, at UNLV (10/21/17)
TD: 1, vs. Tennessee Tech (9/13/18)

CAREER STATS - KICKOFF RETURNS

Year	Ret	Yds	Avg	TD	LG
2017	0	0	0.0	0	0
2018	1	5	5.0	0	5
2019	2	4	2.0	0	4
2020	0	0	0.0	0	0
2021	1	1	1.0	0	1
TOTAL	4	10	2.5	0	5

CAREER HIGHS - KICKOFF RETURNS

Returns: 1, vs. four opponents
Yards: 5, vs. UNLV (10/13/18)
Long Return: 5, vs. UNLV (10/13/18)

GAME-BY-GAME RECEIVING

2021	G/GS	Rec	Yds	Avg	TD	LG
at WSU	1/0	0	0	0.0	0	0
UND	1/0	1	4	4.0	0	4
at AFA	1/0	0	0	0.0	0	0
BSU	1/0	0	0	0.0	0	0
BYU	1/0	0	0	0.0	0	0
at UNLV	1/0	0	0	0.0	0	0
CSU	1/0	0	0	0.0	0	0
UH	1/0	2	12	6.0	0	0
at NMSU	1/0	0	0	0.0	0	0
at SJSU	1/0	0	0	0.0	0	0
WYO	1/0	0	0	0.0	0	0
UNM	0/0	0	0	0.0	0	0

2020	G/GS	Rec	Yds	Avg	TD	LG
at BSU	1/1	2	7	3.5	0	7
SDSU	1/0	1	5	5.0	0	5
at NEV	1/1	1	6	6.0	0	6
FS	1/0	2	24	12.0	0	15
at WYO	0/0	0	0	0.0	0	0
UNM	1/0	0	0	0.0	0	0
AFA	1/0	2	15	7.5	1	11
at CSU	0/0	0	0	0.0	0	0

2019	G/GS	Rec	Yds	Avg	TD	LG
at WF	1/0	6	83	13.8	1	27
SB	1/1	3	33	11.0	0	26
at SDSU	1/1	4	20	5.0	0	12
CSU	1/1	2	2	1.0	0	4
at LSU	1/1	4	51	12.8	0	35
NEV	1/1	1	8	8.0	0	8
at AFA	1/1	1	11	11.0	0	11
BYU	1/1	7	133	19.0	0	52
at FS	1/1	4	68	17.0	0	36
WYO	1/1	4	24	6.0	0	11
at BSU	1/1	7	46	6.6	0	25
at UNM	1/1	4	31	7.8	0	15
vs. KSU	1/1	9	71	7.9	0	15

2018	G/GS	Rec	Yds	Avg	TD	LG
at MSU	1/1	4	64	16.0	0	28
NMSU	1/1	2	17	8.5	0	15
TTU	1/1	3	30	10.0	0	12
AFA	1/1	2	23	11.5	0	15
at BYU	1/1	0	0	0.0	0	0
UNLV	1/0	2	19	9.5	1	24
at WYO	1/0	3	12	4.0	0	7
UNM	1/1	2	39	19.5	1	22
at UH	1/0	2	17	8.5	0	9
SJSU	1/0	3	47	15.7	1	42
at CSU	0/0	0	0	0.0	0	0
at BSU	1/0	3	17	5.7	0	11
vs. UNT	1/0	2	12	6.0	0	10

2017	G/GS	Rec	Yds	Avg	TD	LG
at WIS	1/1	3	23	7.7	0	15
ISU	1/1	6	63	10.5	1	19
at WF	1/1	2	13	6.5	0	8
at SJSU	1/1	5	34	6.8	0	21
BYU	1/1	0	0	0.0	0	0
CSU	1/1	0	10	10.0	0	0
WYO	1/1	0	0	0.0	0	0
at UNLV	1/1	3	92	30.7	1	75
BSU	1/1	2	45	22.5	0	34
at UNM	1/1	2	15	7.5	0	13
UH	1/1	1	14	14.0	0	14
at AFA	1/1	1	15	15.0	0	15
vs NMSU	0/0	0	0	0	0	0

GAME-BY-GAME RUSHING

2021	Att	Yds	Avg	TD	LG
at WSU	0	0	0.0	0	0
UND	0	0	0.0	0	0
at AFA	0	0	0.0	0	0
BSU	0	0	0.0	0	0
BYU	0	0	0.0	0	0
at UNLV	0	0	0.0	0	0
CSU	0	0	0.0	0	0
UH	0	0	0.0	0	0
at NMSU	0	0	0.0	0	0
at SJSU	0	0	0.0	0	0
WYO	0	0	0.0	0	0
at UNM	0	0	0.0	0	0

2020	Att	Yds	Avg	TD	LG
at BSU	0	0	0.0	0	0
SDSU	0	0	0.0	0	0
at NEV	0	0	0.0	0	0
FS	0	0	0.0	0	0
at WYO	0	0	0.0	0	0
UNM	0	0	0.0	0	0
AFA	0	0	0.0	0	0
at CSU	0	0	0.0	0	0

2019	Att	Yds	Avg	TD	LG
at WF	0	0	0	0	0
SB	0	0	0	0	0
at SDSU	0	0	0	0	0
CSU	0	0	0	0	0
at LSU	0	0	0	0	0
NEV	0	0	0	0	0
at AFA	0	0	0	0	0
BYU	0	0	0	0	0
at FS	0	0	0	0	0
WYO	0	0	0	0	0
BSU	0	0	0	0	0
at UNM	5	26	5.2	1	11
vs. KSU	2	14	7.0	0	12

2018	Att	Yds	Avg	TD	LG
at MSU	0	0	0.0	0	0
NMSU	0	0	0.0	0	0
TTU	0	0	0.0	0	0
AFA	0	0	0.0	0	0
at BYU	0	0	0.0	0	0
UNLV	0	0	0.0	0	0
at WYO	0	0	0.0	0	0
UNM	0	0	0.0	0	0
at UH	0	0	0.0	0	0
SJSU	0	0	0.0	0	0
at CSU	0	0	0.0	0	0
at BSU	0	0	0.0	0	0
vs. UNT	1	-2	-2.0	0	0

	Ret	Yds	Avg	TD	LG
WYO	0	0	0.0	0	0
at UNLV	0	0	0.0	0	0
BSU	0	0	0.0	0	0
at UNM	0	0	0.0	0	0
UH	1	0	0.0	0	0
at AFA	0	0	0.0	0	0
vs NMSU	0	0	0.0	0	0

GAME-BY-GAME PUNT RETURNS

2021	Ret	Yds	Avg	TD	LG
at WSU	0	0	0.0	0	0
UND	1	19	19.0	0	19
at AFA	0	0	0.0	0	0
BSU	1	28	28.0	0	28
BYU	1	1	1.0	0	1
at UNLV	4	37	9.3	0	20
CSU	1	3	3.0	0	3
UH	0	0	0.0	0	0
at NMSU	0	0	0.0	0	0
at SJSU	2	11	5.5	0	6
WYO	0	0	0.0	0	0
at UNM	0	0	0.0	0	0

2020	Ret	Yds	Avg	TD	LG
at BSU	0	0	0.0	0	0
SDSU	0	0	0.0	0	0
at NEV	1	1	1.0	0	1
FS	1	5	5.0	0	5
at WYO	0	0	0.0	0	0
UNM	2	13	6.5	0	10
AFA	1	3	3.0	0	3
at CSU	0	0	0.0	0	0

2019	Ret	Yds	Avg	TD	LG
at WF	0	0	0.0	0	0
SB	2	27	13.5	0	21
at SDSU	0	0	0.0	0	0
CSU	1	-2	-2.0	0	0
at LSU	0	0	0.0	0	0
NEV	1	20	20.0	0	20
at AFA	0	0	0.0	0	0
BYU	1	0	0.0	0	0
at FS	1	8	8.0	0	8
WYO	1	15	15.0	0	15
BSU	0	0	0.0	0	0
at UNM	3	25	8.3	0	13
vs. KSU	1	0	0.0	0	0

2018	Ret	Yds	Avg	TD	LG
at MSU	1	13	13.0	0	13
NMSU	3	45	15.0	0	35
TTU	3	74	24.7	1	59
AFA	1	1	1.0	0	1
at BYU	0	0	0.0	0	0
UNLV	0	0	0.0	0	0
at WYO	0	0	0.0	0	0
UNM	2	4	2.0	0	2
at UH	1	2	2.0	0	2
SJSU	1	-8	-8.0	0	0
at CSU	0	0	0.0	0	0
at BSU	2	21	10.5	0	22
vs. UNT	1	0	0.0	0	0

2017	Ret	Yds	Avg	TD	LG
at WIS	0	0	0.0	0	0
ISU	3	40	13.3	0	20
at WF	1	20	20.0	0	20
at SJSU	0	0	0.0	0	0
BYU	2	1	0.5	0	2
CSU	2	10	5.0	0	7
WYO	1	10	10.0	0	10
at UNLV	2	92	46.0	0	70
BSU	3	-3	-1.0	0	1
at UNM	1	8	8.0	0	8
UH	2	2	1.0	0	6
at AFA	0	0	0.0	0	0
vs NMSU	6	16	0.4	0	5

GAME-BY-GAME KICKOFF RETURNS

2021	Ret	Yds	Avg	TD	LG
at WSU	1	1	1.0	0	0
UND	0	0	0.0	0	0
at AFA	0	0	0.0	0	0
BSU	0	0	0.0	0	0
BYU	0	0	0.0	0	0
at UNLV	0	0	0.0	0	0
CSU	0	0	0.0	0	0
UH	0	0	0.0	0	0
at NMSU	0	0	0.0	0	0
at SJSU	0	0	0.0	0	0
WYO	0	0	0.0	0	0
at UNM	0	0	0.0	0	0

2020	Ret	Yds	Avg	TD	LG
at BSU	0	0	0.0	0	0
SDSU	0	0	0.0	0	0
at NEV	0	0	0.0	0	0
FS	0	0	0.0	0	0
at WYO	0	0	0.0	0	0
UNM	0	0	0.0	0	0
AFA	0	0	0.0	0	0
at CSU	0	0	0.0	0	0

2019	Ret	Yds	Avg	TD	LG
at WF	0	0	0.0	0	0
SB	0	0	0.0	0	0
at SDSU	0	0	0.0	0	0
CSU	0	0	0.0	0	0
at LSU	0	0	0.0	0	0
NEV	1	0	0.0	0	0
at AFA	0	0	0.0	0	0
BYU	0	0	0.0	0	0
at FS	0	0	0.0	0	0
WYO	0	0	0.0	0	0
BSU	0	0	0.0	0	0
at UNM	1	4	4.0	0	4
vs. KSU	0	0	0.0	0	0

2018	Ret	Yds	Avg	TD	LG
at MSU	0	0	0.0	0	0
NMSU	0	0	0.0	0	0
TTU	0	0	0.0	0	0
AFA	0	0	0.0	0	0
at BYU	0	0	0.0	0	0
UNLV	1	5	5.0	0	5
at WYO	0	0	0.0	0	0
UNM	0	0	0.0	0	0
at UH	0	0	0.0	0	0
SJSU	0	0	0.0	0	0
at CSU	0	0	0.0	0	0
at BSU	0	0	0.0	0	0
vs. UNT	0	0	0.0	0	0



1 - LOGAN BONNER
 QB • 6-1 • 230 • G-JR-TR
 Rowlett, Texas
 (Rowlett HS)
 (Arkansas State)

CAREER STATS - PASSING

Year	G/GS	Cmp	Att	Int	Pct	Yds	TD	LG	EFF
2017	4/0	9	21	1	42.9	70	1	12	77.0
2018	5/0	15	32	1	46.9	181	1	54	98.4
2019	4/4	91	154	1	59.1	1,052	10	89	136.6
2020	11/11	156	262	6	59.5	1,863	18	69	137.4
2021	11/11	212	354	10	59.9	2,930	27	75	148.9
TOTAL	35/26	483	824	19	58.6	6,096	57	89	138.9

CAREER HIGHS - PASSING

Attempts: 50, vs. SMU (8/31/19)
 Completions: 32, vs. SMU (8/31/19)
 Passing Yards: 390, vs. North Dakota (9/10/21)
 Long Pass: 89, vs. Southern Illinois (9/21/19)
 TD: 4, vs. seven opponents

CAREER STATS - RUSHING

Year	Rush	Yds	Avg	TD	Long
2017	7	11	1.6	0	8
2018	5	33	6.6	0	11
2019	20	-7	-0.3	1	28
2020	34	25	0.7	0	23
2021	62	72	1.2	0	21
TOTAL	128	134	1.0	1	28

CAREER HIGHS - RUSHING

Rushes: 10, vs. North Dakota (9/10/21)
 Yards: 46, vs. Wyoming (11/20/21)
 Long Rush: 28, vs. Southern Illinois (9/21/19)
 TD: 1, vs. UNLV (9/7/19)

CAREER STATS - TOTAL OFFENSE

Year	Rush	Pass	Total	Avg/G
2017	11	70	81	20.3
2018	33	181	214	42.8
2019	-7	1,052	1,045	261.3
2020	25	1,863	1,888	171.6
2021	62	2,930	2,992	272.0
TOTAL	128	6,096	6,224	177.8

GAME-BY-GAME PASSING

2021	G/GS	Cmp	Att	Pct	Yds	TD	INT	LG
at WSU	1/1	17	24	.708	143	1	1	19
UND	1/1	21	33	.636	390	4	1	75
at AFA	1/1	21	34	.618	253	2	1	45
BSU	1/1	11	25	.440	173	0	2	44
BYU	1/1	21	41	.512	276	2	1	32
at UNLV	1/1	21	32	.656	298	2	1	37
CSU	1/1	17	31	.548	233	2	1	38
UH	1/1	21	30	.700	361	4	0	46
at NMSU	1/1	23	32	.719	359	4	1	54
at SJSU	1/1	20	33	.606	263	4	1	53
WYO	1/1	19	40	.475	181	2	0	41
at UNM	0/0	0	0	.000	0	0	0	0

GAME-BY-GAME RUSHING

2021	Att	Yds	Avg	TD	LG
at WSU	3	15	5.0	0	7
UND	10	14	1.4	0	11
at AFA	4	-2	-0.5	0	3
BSU	3	-1	-0.3	0	2
BYU	8	13	1.6	0	10
at UNLV	6	5	1.2	0	9
CSU	9	-39	-4.3	0	13
UH	5	25	5.0	0	5
at NMSU	3	-9	-3.0	0	1
at SJSU	5	5	1.0	0	12
WYO	6	46	7.7	0	21
at UNM	0	0	0.0	0	0



1 - KYLE MAYBERRY
 CB • 5-10 • 180 • G-SR-TR
 Tulsa, Oklahoma
 (Booker T. Washington HS)
 (Kansas)

CAREER STATS - DEFENSE

Year	G/GS	UA-AT-TT	TFL	Sack	INT	PB	FF	FR
2016	8/0	2-0-2	0-0-0	0-0-0	0-0	1	0	0
2017	12/5	24-6-30	1-5-3	0-0-0	0-0	3	0	0
2018	3/0	2-1-3	0-0-0	0-0-0	0-0	1	0	0
2019	12/6	35-6-41	3-0-7	0-0-0	0-0	5	0	0
2020	8/1	20-5-25	1-0-19	0-0-0	0-0	2	0	0
2021	9/0	0-1-1	0-0-0	0-0-0	0-0	0	0	0
TOTAL	52/12	83-19-102	5-5-29	0-0-0	0-0	12	0	0

CAREER HIGHS - DEFENSE

Tackles: 8, at Oklahoma State (11/25/17)
 TFL: 2.0, at Oklahoma State (11/16/19)
 PBU: 2, at Boston College (9/13/19)





GAME-BY-GAME DEFENSE

2021	G/GS	U-A-T	TFL	Sack	INT	PB	QH	F/R
at WSU	1/0	0-0-0	0.0-0	0.0-0	0	0	0	0/0
UND	1/0	0-0-0	0.0-0	0.0-0	0	0	0	0/0
at AFA	1/0	0-0-0	0.0-0	0.0-0	0	0	0	0/0
BSU	1/0	0-0-0	0.0-0	0.0-0	0	0	0	0/0
BYU	1/0	0-0-0	0.0-0	0.0-0	0	0	0	0/0
at UNLV	1/0	0-0-0	0.0-0	0.0-0	0	0	0	0/0
CSU	1/0	0-0-0	0.0-0	0.0-0	0	0	0	0/0
UH	0/0	0-0-0	0.0-0	0.0-0	0	0	0	0/0
at NMSU	1/0	0-1-1	0.0-0	0.0-0	0	0	0	0/0
at SJSU	1/0	0-0-0	0.0-0	0.0-0	0	0	0	0/0
WYO	1/0	0-0-0	0.0-0	0.0-0	0	0	0	0/0
at UNM	0/0	0-0-0	0.0-0	0.0-0	0	0	0	0/0



2 - JOHN GENTRY

RB • 5-10 • 190 • SO-1L
Houston, Texas
(North Shore HS)

CAREER STATS - RUSHING

Year	G/GS	Rush	Yds	Avg	TD	Long
2020	5/0	7	33	4.7	0	19
2021	11/0	59	205	3.5	0	41
TOTAL	16/0	66	238	3.6	0	41

CAREER HIGHS - RUSHING

Rushes: 14, at Washington State (9/4/21)
Yards: 57, vs. Boise State (9/25/21)
Long Rush: 41, vs. Boise State (9/25/21)

CAREER STATS - RECEIVING

Year	Rec	Yds	Avg	TD	Long
2020	1	-4	-4.0	0	0
2021	4	34	8.5	0	12
TOTAL	5	30	6.0	0	12

CAREER HIGHS - RECEIVING

Receptions: 1, vs. five opponents
Yards: 12, vs. Boise State (9/25/21)
Long Catch: 12, vs. Boise State (9/25/21)

CAREER STATS - PASSING

Year	Cmp	Att	Int	Pct	Yds	TD	LG	EFF
2020	1	1	0	100.0	4	0	4	133.6
2021	0	0	0	0.0	0	0	0	0.0
TOTAL	1	1	0	100.0	4	0	4	133.6

CAREER HIGHS - PASSING

Attempts: 1, vs. New Mexico (11/26/20)
Completions: 1, vs. New Mexico (11/26/20)
Yards: 4, vs. New Mexico (11/26/20)
Long Pass: 4, vs. New Mexico (11/26/20)

CAREER STATS - KICKOFF RETURNS

Year	Ret	Yds	Avg	TD	LG
2020	5	118	23.6	0	29
2021	0	0	0.0	0	0
TOTAL	5	118	23.6	0	29

CAREER HIGHS - KICKOFF RETURNS

Returns: 5, vs. Air Force (12/3/20)
Yards: 118, vs. Air Force (12/3/20)
Long Return: 29, vs. Air Force (12/3/20)

GAME-BY-GAME RUSHING

2021	G/GS	Att	Yds	Avg	TD	LG
at WSU	1/0	14	47	3.4	0	12
UND	1/0	3	27	9.0	0	24
at AFA	1/0	6	19	3.2	0	8
BSU	1/0	7	57	8.1	0	41
BYU	1/0	6	8	1.3	0	8
at UNLV	1/0	7	10	1.4	0	6
CSU	1/0	5	18	3.6	0	13
UH	1/0	7	18	2.6	0	10
at NMSU	1/0	4	1	0.2	0	3
at SJSU	1/0	0	0	0.0	0	0
WYO	1/0	0	0	0.0	0	0
at UNM	0/0	0	0	0.0	0	0

2020	G/GS	Att	Yds	Avg	TD	LG
at BSU	1/0	0	0	0.0	0	0
SDSU	1/0	1	19	19.0	0	19
at NEV	1/0	0	0	0.0	0	0
FS	0/0	0	0	0.0	0	0
at WYO	0/0	0	0	0.0	0	0
UNM	1/0	2	3	1.5	0	5
AFA	1/0	4	11	2.8	0	7
at CSU	0/0	0	0	0.0	0	0

GAME-BY-GAME RECEIVING

2021	Rec	Yds	Avg	TD	LG
at WSU	1	10	10.0	0	10
UND	0	0	0.0	0	0
at AFA	1	5	5.0	0	5
BSU	1	12	12.0	0	12
BYU	0	0	0.0	0	0
at UNLV	0	0	0.0	0	0
CSU	1	7	7.0	0	7
UH	0	0	0.0	0	0
at NMSU	0	0	0.0	0	0
at SJSU	0	0	0.0	0	0
WYO	0	0	0.0	0	0
at UNM	0	0	0.0	0	0

2020	Rec	Yds	Avg	TD	LG
at BSU	0	0	0.0	0	0
SDSU	1	-4	-4.0	0	0
at NEV	0	0	0.0	0	0
FS	0	0	0.0	0	0
at WYO	0	0	0.0	0	0
UNM	0	0	0.0	0	0
AFA	0	0	0.0	0	0
at CSU	0	0	0.0	0	0

GAME-BY-GAME KICKOFF RETURNS

2021	Ret	Yds	Avg	TD	LG
at WSU	0	0	0.0	0	0
UND	0	0	0.0	0	0
at AFA	0	0	0.0	0	0
BSU	0	0	0.0	0	0
BYU	0	0	0.0	0	0
at UNLV	0	0	0.0	0	0
CSU	0	0	0.0	0	0
UH	0	0	0.0	0	0
at NMSU	0	0	0.0	0	0
at SJSU	0	0	0.0	0	0
WYO	0	0	0.0	0	0
at UNM	0	0	0.0	0	0

2020	Ret	Yds	Avg	TD	LG
at BSU	0	0	0.0	0	0
SDSU	0	0	0.0	0	0
at NEV	0	0	0.0	0	0
FS	0	0	0.0	0	0
at WYO	0	0	0.0	0	0
UNM	0	0	0.0	0	0
AFA	5	118	23.6	0	29
at CSU	0	0	0.0	0	0



3 - JUSTIN RICE

ILB • 6-2 • 225 • G-SR-TT
Modesto, California
(Central Catholic HS)
(Arkansas State)

CAREER STATS - DEFENSE

Year	G/GS	UA-AT-TT	TFL	Sack	INT	PB	FF	FR
2016	6/0	0-0-0	0.0-0	0.0-0	0-0	0-0	0	0
2017	10/0	6-3-9	2.0-5	0.0-0	0-0	0-0	0	0
2018	4/0	2-2-4	0.0-0	0.0-0	0-0	0-0	0	0
2019	12/12	65-47-112	8.0-38	3.0-32	2-0	8	4	2
2020	11/10	57-19-76	18.5-93	7.0-70	0-0	1	0	0
2021	11/11	47-48-95	12.0-36	0.5-2	3-54	2	1	0
TOTAL	53/32	172-116-288	40.5-172	10.5-104	5-54	11	5	2

CAREER HIGHS - DEFENSE

Tackles: 14, vs. two opponents
Sacks: 3.0, vs. Central Arkansas (10/10/20)
TFL: 4.0, vs. Central Arkansas (10/10/20)
INT: 2, vs. North Dakota (9/10/21)
FF: 2, vs. Minnesota (9/7/19)
FR: 1, vs. two opponents
PBU: 3, vs. Sacramento State (9/21/19)
QBH: 1, vs. seven opponents
Safety: 1, at San José State (11/30/19)
TD: 1, at UNLV (10/18/19)
Blocked Kick: 1, at New Mexico State (11/6/21)

GAME-BY-GAME DEFENSE

2021	G/GS	U-A-T	TFL	Sack	INT	PB	QH	F/R
at WSU	1/1	3-4-7	1.0-3	0.0-0	0	1	0	0/0
UND	1/1	4-5-9	1.0-3	0.0-0	2	0	0	0/0
at AFA	1/1	9-5-14	2.0-5	0.0-0	1	0	0	1/0
BSU	1/1	2-8-10	1.5-3	0.0-0	0	1	0	0/0
BYU	1/1	3-4-7	0.5-3	0.0-0	0	0	0	0/0
at UNLV	1/1	1-4-5	0.5-1	0.0-0	0	0	0	0/0
CSU	1/1	6-4-10	1.0-5	0.0-0	0	0	1	0/0
UH	1/1	4-4-8	2.0-6	0.5-2	0	0	0	0/0
at NMSU	1/1	5-2-7	1.0-3	0.0-0	0	0	1	0/0
at SJSU	1/1	5-3-8	0.0-0	0.0-0	0	0	0	0/0
WYO	1/1	5-5-10	1.5-4	0.0-0	0	0	0	0/0
at UNM	0/0	0-0-0	0.0-0	0.0-0	0	0	0	0/0



4 - SHAQ BOND

S • 5-11 • 185 • G-SR-3L
Decatur, Illinois
(MacArthur HS)
(Southwestern JC)

CAREER STATS - DEFENSE

Year	G/GS	UA-AT-TT	TFL	Sack	INT	PB	FF	FR
2018	8/8	25-12-37	3.0-4	0.0-0	1-100	6	0	0
2019	13/13	46-37-83	3.5-6	0.0-0	3-82	5	1	0
2020	6/6	36-11-47	6.0-24	0.0-0	1-11	3	0	0
2021	10/7	40-21-61	1.5-8	1.0-7	3-0	2	2	0
TOTAL	38/34	152-84-236	14.0-42	1.0-7	8-193	16	3	0

CAREER HIGHS - DEFENSE

Tackles: 12, vs. two opponents
Sacks: 1.0, at New Mexico State (11/6/21)
TFL: 2.0, vs. two opponents
INT: 2, at UNLV (10/16/21)
TD: 1, vs. two opponents
PBU: 2, vs. three opponents
FF: 1, vs. three opponents
QBH: 2, vs. two opponents

GAME-BY-GAME DEFENSE

2021	G/GS	U-A-T	TFL	Sack	INT	PB	QH	F/R
at WSU	1/1	3-1-4	0.0-0	0.0-0	0	0	0	0/0
UND	0/0	0-0-0	0.0-0	0.0-0	0	0	0	0/0
at AFA	1/0	3-1-4	0.0-0	0.0-0	0	0	0	0/0
BSU	1/0	5-2-7	0.0-0	0.0-0	0	0	1	0/0
BYU	1/1	2-3-5	0.0-0	0.0-0	0	0	0	0/0
at UNLV	1/1	6-3-9	0.5-1	0.0-0	2	0	0	1/0
CSU	1/1	7-4-11	0.0-0	0.0-0	0	0	0	0/0
UH	1/1	1-0-1	0.0-0	0.0-0	0	0	0	0/0
at NMSU	1/1	7-2-9	1.0-7	1.0-7	0	2	0	0/0
at SJSU	1/1	3-1-4	0.0-0	0.0-0	0	0	0	0/0
WYO	1/1	3-5-8	0.0-0	0.0-0	1	0	0	1/0
at UNM	0/0	0-0-0	0.0-0	0.0-0	0	0	0	0/0

2020	G/GS	U-A-T	TFL	Sack	INT	PB	QH	F/R
at BSU	1/1	3-1-4	0.0-0	0.0-0	0	0	0	0/0
SDSU	1/1	9-3-12	1.0-2	0.0-0	0	0	0	0/0
at NEV	1/1	8-2-10	2.0-8	0.0-0	0	0	0	0/0
FS	1/1	2-2-4	0.0-0	0.0-0	1	0	0	0/0
at WYO	0/0	0-0-0	0.0-0	0.0-0	0	0	0	0/0
UNM	1/1	10-0-10	2.0-11	0.0-0	0	0	0	0/0
AFA	1/1	4-3-7	1.0-3	0.0-0	0	0	0	0/0
at CSU	0/0	0-0-0	0.0-0	0.0-0	0	0	0	0/0





2019 G/GS U-A-T TFL Sack INT PB QH F/R at WF 1/1 5-3-8 0.0-0 0.0-0 0 2 1 0/0 SB 1/1 3-1-4 0.0-0 0.0-0 0 0 0 0/0 at SDSU 1/1 6-2-8 1.5-2 0.0-0 1 1 0 0/0 CSU 1/1 0-4-4 0.0-0 0.0-0 0 0 0 0/0 at LSU 1/1 3-2-5 0.0-0 0.0-0 0 0 0 0/0 NEV 1/1 2-1-3 0.0-0 0.0-0 1 1 0 0/0 at AFA 1/1 6-6-12 1.0-3 0.0-0 0 0 0 0/0 BYU 1/1 2-4-6 0.0-0 0.0-0 0 0 0 1/0 at FS 1/1 5-1-6 1.0-1 0.0-0 0 1 0 0/0 WYO 1/1 2-3-5 0.0-0 0.0-0 1 0 0 0/0 BSU 1/1 4-1-5 0.0-0 0.0-0 0 0 1 0/0 at UNM 1/1 3-6-9 0.0-0 0.0-0 0 0 0 0/0 vs. KSU 1/1 5-3-8 0.0-0 0.0-0 0 0 0 0/0

2018 G/GS U-A-T TFL Sack INT PB QH F/R at MSU 1/1 5-4-9 0.0-0 0.0-0 0 1 0 0/0 NMSU 1/1 1-0-1 0.0-0 0.0-0 0 1 0 0/0 TTU 1/1 2-1-3 1.0-2 0.0-0 0 1 0 0/0 AFA 1/1 3-4-7 0.0-0 0.0-0 0 1 0 0/0 at BYU 1/1 4-0-4 0.0-0 0.0-0 0 0 0 0/0 UNLV 1/1 5-1-6 1.0-1 0.0-0 0 0 0 0/0 at WYO 1/1 2-2-4 1.0-1 0.0-0 0 0 0 0/0 UNM 1/1 3-0-3 0.0-0 0.0-0 1 1 0 0/0 at UH 0/0 0-0-0 0.0-0 0.0-0 0 0 0 0/0 SJSU 0/0 0-0-0 0.0-0 0.0-0 0 0 0 0/0 at CSU 0/0 0-0-0 0.0-0 0.0-0 0 0 0 0/0 at BSU 0/0 0-0-0 0.0-0 0.0-0 0 0 0 0/0 vs. UNT 0/0 0-0-0 0.0-0 0.0-0 0 0 0 0/0

4 - CALVIN TYLER JR. RB • 5-8 • 210 • G-JR-TR Beaumont, Texas (Silsbee HS) (Oregon State)

CAREER STATS - RUSHING Year G/GS Rush Yds Avg TD Long 2017 8/0 3 11 3.7 0 10 2018 0/0 0 0 0.0 0 0 2019 3/0 12 68 5.7 0 11 2020 3/0 15 45 3.0 2 11 2021 9/8 143 686 4.8 5 61 TOTAL 23/8 173 810 4.7 7 61

CAREER HIGHS - RUSHING Rushes: 20, vs. Boise State (9/25/21) Yards: 132, at Air Force (9/18/21) Long Rush: 61, at Air Force (9/18/21) TD: 2, vs. two opponents

CAREER STATS - RECEIVING Year Rec Yds Avg TD Long 2017 0 0 0.0 0 0 2018 0 0 0.0 0 0 2019 1 15 15.0 1 15 2020 2 9 4.5 0 7 2021 9 41 4.6 0 11 TOTAL 12 65 5.4 1 15

CAREER HIGHS - RECEIVING Receptions: 3, at Washington State (9/4/21) Yards: 15, vs. two opponents Long Catch: 15, vs. Utah (10/12/19) TDs: 1, vs. Utah (10/12/19)

CAREER STATS - KICKOFF RETURNS Year Ret Yds Avg TD LG 2017 9 182 20.2 0 24 2018 0 0 0.0 0 0 2019 0 0 0.0 0 0 2020 0 0 0.0 0 0 2021 0 0 0.0 0 0 TOTAL 9 182 20.2 0 24

CAREER HIGHS - KICKOFF RETURNS

Returns: 5, at Colorado State (8/26/17) Yards: 109, at Colorado State (8/26/17) Long Return: 24, at Colorado State (8/26/17)

GAME-BY-GAME RUSHING

2021 G/GS Att Yds Avg TD LG at WSU 1/1 14 84 6.0 1 23 UND 1/1 14 72 5.1 1 19 at AFA 1/1 19 132 6.9 2 61 BSU 1/1 20 126 6.3 0 22 BYU 1/1 12 3 0.2 0 4 at UNLV 1/1 17 60 3.5 0 27 CSU 0/0 0 0 0.0 0 0 UH 0/0 0 0 0.0 0 0 at NMSU 1/0 8 39 4.9 0 18 at SJSU 1/1 21 61 2.9 1 7 WYO 1/1 18 109 6.1 0 34 at UNM 0/0 0 0 0.0 0 0

GAME-BY-GAME RECEIVING

2021 Rec Yds Avg TD LG at WSU 3 10 3.3 0 7 UND 0 0 0.0 0 0 at AFA 0 0 0.0 0 0 BSU 0 0 0.0 0 0 BYU 2 15 7.5 0 11 at UNLV 0 0 0.0 0 0 CSU 0 0 0.0 0 0 UH 0 0 0.0 0 0 at NMSU 0 0 0.0 0 0 at SJSU 2 12 6.0 0 9 WYO 2 4 2.0 0 4 at UNM 0 0 0.0 0 0

5 - CASH GILLIAM OLB • 6-0 • 200 • G-SR-2L Dayton, Ohio (Wayne HS) (Arizona Western JC)

CAREER STATS - DEFENSE

Year G/GS UA-AT-TT TFL Sack INT PB FF FR 2019 9/2 7-8-15 1.5-4 0.0-0 0-0 0 1 0 2020 3/2 7-13-20 2.5-6 1.0-3 0-0 0 0 0 2021 11/9 29-23-52 2.0-3 1.0-1 1-0 0 0 1 TOTAL 23/13 43-44-87 6.0-13 2.0-4 1-0 0 1 1

CAREER HIGHS - DEFENSE

Tackles: 11, vs. San Diego State (10/31/20) Sacks: 1.0, vs. Boise State (9/25/21) TFL: 2.0, vs. San Diego State (10/31/20) INT: 1, vs. Hawai'i (10/30/21) FF: 1, vs. Stony Brook (9/7/19) FR: 1, at San José State (11/13/21) QBH: 2, vs. Colorado State (10/22/21)

GAME-BY-GAME DEFENSE

2021 G/GS U-A-T TFL Sack INT PB QH F/R at WSU 1/1 3-1-4 0.0-0 0.0-0 0 0 1 0/0 UND 1/1 4-2-6 0.0-0 0.0-0 0 0 1 0/0 at AFA 1/0 2-3-5 0.0-0 0.0-0 0 0 0 0/0 BSU 1/1 5-1-6 1.0-1 1.0-1 0 0 0 0/0 BYU 1/0 1-1-2 0.0-0 0.0-0 0 0 0 0/0 at UNLV 1/1 4-3-7 1.0-2 0.0-0 0 0 0 0/0 CSU 1/1 2-3-5 0.0-0 0.0-0 0 0 2 0/0 UH 1/1 0-2-2 0.0-0 0.0-0 1 0 1 0/0 at NMSU 1/1 2-4-6 0.0-0 0.0-0 0 0 0 0/0 at SJSU 1/1 1-0-1 0.0-0 0.0-0 0 0 0 0/1 WYO 1/1 5-3-8 0.0-0 0.0-0 0 0 0 0/0 at UNM 0/0 0-0-0 0.0-0 0.0-0 0 0 0 0/0 2020 G/GS U-A-T TFL Sack INT PB QH F/R at BSU 1/1 5-3-8 0.5-1 0.5-1 0 0 0 0/0 SDSU 1/1 2-9-11 2.0-5 0.5-2 0 0 0 0/0 at NEV 1/0 0-1-1 0.0-0 0.0-0 0 0 0 0/0 FS 0/0 0-0-0 0.0-0 0.0-0 0 0 0 0/0 at WYO 0/0 0-0-0 0.0-0 0.0-0 0 0 0 0/0

UNM 0/0 0-0-0 0.0-0 0.0-0 0 0 0 0/0 AFA 0/0 0-0-0 0.0-0 0.0-0 0 0 0 0/0 at CSU 0/0 0-0-0 0.0-0 0.0-0 0 0 0 0/0

2019 G/GS U-A-T TFL Sack INT PB QH F/R at WF 1/0 0-1-1 0.0-0 0.0-0 0 0 0 0/0 SB 1/1 3-3-6 0.0-0 0.0-0 0 0 0 1/0 at SDSU 1/1 2-2-4 1.0-2 0.0-0 0 0 0 0/0 CSU 0/0 0-0-0 0.0-0 0.0-0 0 0 0 0/0 at LSU 1/0 0-1-1 0.0-0 0.0-0 0 0 0 0/0 NEV 0/0 0-0-0 0.0-0 0.0-0 0 0 0 0/0 at AFA 0/0 0-0-0 0.0-0 0.0-0 0 0 0 0/0 BYU 0/0 0-0-0 0.0-0 0.0-0 0 0 0 0/0 at FS 1/0 1-1-2 0.5-2 0.0-0 0 0 0 0/0 WYO 1/0 0-0-0 0.0-0 0.0-0 0 0 0 0/0 BSU 1/0 1-0-1 0.0-0 0.0-0 0 0 0 0/0 at UNM 1/0 0-0-0 0.0-0 0.0-0 0 0 0 0/0 vs. KSU 1/0 0-0-0 0.0-0 0.0-0 0 0 0 0/0



6 - CAM LAMPKIN CB • 5-10 • 170 • JR-2L Mesquite, Texas (Poteet HS)

CAREER STATS - DEFENSE

Year G/GS UA-AT-TT TFL Sack INT PB FF FR 2019 13/2 9-1-10 0.0-0 0.0-0 1-0 2 0 0 2020 6/4 14-6-20 2.0-9 1.0-8 0-0 2 0 0 2021 11/10 17-15-32 0.5-1 0.0-0 1-0 4 0 0 TOTAL 30/16 40-22-62 2.5-10 1.0-8 1-0 8 0 0

CAREER HIGHS - DEFENSE

Tackles: 6, vs. two opponents Sacks: 1.0, vs. Fresno State (11/14/20) TFL: 1.0, vs. two opponents INT: 1, vs. BYU (11/2/19) PBU: 1, vs. eight opponents

GAME-BY-GAME DEFENSE

2021 G/GS U-A-T TFL Sack INT PB QH F/R at WSU 1/1 3-0-3 0.0-0 0.0-0 0 1 0 0/0 UND 1/1 1-0-1 0.0-0 0.0-0 0 1 0 0/0 at AFA 1/1 1-5-6 0.0-0 0.0-0 0 1 0 0/0 BSU 1/1 2-2-4 0.5-1 0.0-0 0 0 0 0/0 BYU 1/1 2-2-4 0.0-0 0.0-0 0 0 0 0/0 at UNLV 1/1 0-1-1 0.0-0 0.0-0 0 0 0 0/0 CSU 1/1 1-2-3 0.0-0 0.0-0 0 0 0 0/0 UH 1/0 2-0-2 0.0-0 0.0-0 0 1 0 0/0 at NMSU 1/1 0-3-3 0.0-0 0.0-0 0 0 0 0/0 at SJSU 1/1 2-0-2 0.0-0 0.0-0 0 0 0 0/0 WYO 1/1 3-0-3 0.0-0 0.0-0 0 0 0 0/0 at UNM 0/0 0-0-0 0.0-0 0.0-0 0 0 0 0/0

2020 G/GS U-A-T TFL Sack INT PB QH F/R

at BSU 1/1 3-1-4 0.0-0 0.0-0 0 1 0 0/0 SDSU 1/1 4-0-4 0.0-0 0.0-0 0 0 0 0/0 at NEV 1/1 4-2-6 1.0-1 0.0-0 0 0 0 0/0 FS 1/0 2-1-4 1.0-8 1.0-8 0 0 0 0/0 at WYO 0/0 0-0-0 0.0-0 0.0-0 0 0 0 0/0 UNM 1/1 1-2-3 0.0-0 0.0-0 0 1 0 0/0 AFA 1/0 0-0-0 0.0-0 0.0-0 0 0 0 0/0 at CSU 0/0 0-0-0 0.0-0 0.0-0 0 0 0 0/0

2019 G/GS U-A-T TFL Sack INT PB QH F/R

at WF 1/0 2-0-2 0.0-0 0.0-0 0 1 0 0/0 SB 1/1 2-0-2 0.0-0 0.0-0 0 1 0 0/0 at SDSU 1/0 0-0-0 0.0-0 0.0-0 0 0 0 0/0 CSU 1/0 0-0-0 0.0-0 0.0-0 0 0 0 0/0 at LSU 1/0 1-0-1 0.0-0 0.0-0 0 0 0 0/0 NEV 1/0 1-0-1 0.0-0 0.0-0 0 0 0 0/0 at AFA 1/1 0-0-0 0.0-0 0.0-0 0 0 0 0/0 BYU 1/0 0-1-1 0.0-0 0.0-0 1 0 0 0/0 at FS 1/0 1-0-1 0.0-0 0.0-0 0 0 0 0/0 WYO 1/0 0-0-0 0.0-0 0.0-0 0 0 0 0/0 BSU 1/0 1-0-1 0.0-0 0.0-0 0 0 0 0/0 at UNM 1/0 1-0-1 0.0-0 0.0-0 0 0 0 0/0 vs. KSU 1/0 0-0-0 0.0-0 0.0-0 0 0 0 0/0





6 - ANDREW PEASLEY
QB • 6-2 • 200 • JR-1L
La Grande, Oregon
(La Grande HS)

CAREER STATS - PASSING

Table with columns: Year, G/GS, Cmp, Att, Int, Pct, Yds, TD, LG, EFF

CAREER HIGHS - PASSING

Attempts: 32, vs. Air Force (12/3/20)
Completions: 17, vs. Air Force (12/3/20)
Yards: 239, vs. New Mexico (11/26/20)
Long Pass: 72, at Air Force (9/18/21)
TD: 3, vs. two opponents

CAREER STATS - RUSHING

Table with columns: Year, Rush, Yds, Avg, TD, Long

CAREER HIGHS - RUSHING

Rushes: 11, vs. New Mexico (11/26/20)
Yards: 118, vs. New Mexico (11/26/20)
Long Rush: 62, vs. New Mexico (11/26/20)
TD: 1, vs. three opponents

CAREER STATS - TOTAL OFFENSE

Table with columns: Year, Rush, Pass, Total, Avg/G

GAME-BY-GAME PASSING

Table with columns: 2021, G/GS, Cmp, Att, Pct, Yds, TD, INT, LG

Table with columns: 2020, G/GS, Cmp, Att, Pct, Yds, TD, INT, LG

Table with columns: 2019, G/GS, Cmp, Att, Pct, Yds, TD, INT, LG

Table with columns: at FS, WYO, BSU, at UNM, vs. KSU

Table with columns: 2018, G/GS, Cmp, Att, Pct, Yds, TD, INT, LG

GAME-BY-GAME RUSHING

Table with columns: 2021, Att, Yds, Avg, TD, LG

Table with columns: 2020, Att, Yds, Avg, TD, LG

Table with columns: 2019, Att, Yds, Avg, TD, LG

Table with columns: 2018, Att, Yds, Avg, TD, LG



7 - DEVONTA'E HENRY-COLE
RB • 5-8 • 195 • G-SR-1L
Boca Raton, Florida
(St. Thomas Aquinas HS)
(Utah)

CAREER STATS - RUSHING

Table with columns: Year, G/GS, Rush, Yds, Avg, TD, Long

CAREER HIGHS - RUSHING

Rushes: 15, vs. Washington State (9/28/19)
Yards: 79, vs. two opponents
Long Rush: 31, vs. Stanford (10/7/17)
TD: 1, vs. three opponents

CAREER STATS - RECEIVING

Table with columns: Year, Rec, Yds, Avg, TD, Long

CAREER HIGHS - RECEIVING

Receptions: 2, vs. New Mexico (11/26/20)
Yards: 11, vs. Washington State (9/28/19)
Long Catch: 11, vs. Washington State (9/28/19)
TD: 1, vs. Washington State (9/28/19)

CAREER STATS - KICKOFF RETURNS

Table with columns: Year, Ret, Yds, Avg, TD, LG

CAREER HIGHS - KICKOFF RETURNS

Returns: 1, vs. two opponents
Yards: 20, vs. San Diego State (10/31/20)
Long Return: 20, vs. San Diego State (10/31/20)

GAME-BY-GAME RUSHING

Table with columns: 2021, G/GS, Att, Yds, Avg, TD, LG

Table with columns: 2020, G/GS, Att, Yds, Avg, TD, LG

GAME-BY-GAME RECEIVING

Table with columns: 2021, Rec, Yds, Avg, TD, LG



BYU	0	0	0.0	0	0
at UNLV	0	0	0.0	0	0
CSU	0	0	0.0	0	0
UH	0	0	0.0	0	0
at NMSU	0	0	0.0	0	0
at SJSU	0	0	0.0	0	0
WYO	0	0	0.0	0	0
at UNM	0	0	0.0	0	0

2020	Rec	Yds	Avg	TD	LG
at BSU	0	0	0.0	0	0
SDSU	1	4	4.0	0	4
at NEV	0	0	0.0	0	0
FS	0	0	0.0	0	0
at WYO	0	0	0.0	0	0
UNM	2	7	3.5	0	4
AFA	0	0	0.0	0	0
at CSU	0	0	0.0	0	0

GAME-BY-GAME KICKOFF RETURNS

2021	Ret	Yds	Avg	TD	LG
at WSU	0	0	0.0	0	0
UND	0	0	0.0	0	0
at AFA	0	0	0.0	0	0
BSU	0	0	0.0	0	0
BYU	0	0	0.0	0	0
at UNLV	0	0	0.0	0	0
CSU	0	0	0.0	0	0
UH	0	0	0.0	0	0
at NMSU	0	0	0.0	0	0
at SJSU	0	0	0.0	0	0
WYO	0	0	0.0	0	0
at UNM	0	0	0.0	0	0

2020	Ret	Yds	Avg	TD	LG
at BSU	0	0	0.0	0	0
SDSU	1	20	20.0	0	20
at NEV	0	0	0.0	0	0
FS	0	0	0.0	0	0
at WYO	0	0	0.0	0	0
UNM	1	18	18.0	0	18
AFA	0	0	0.0	0	0
at CSU	0	0	0.0	0	0



7 - XAVION STEELE

CB • 5-9 • 170 • SR-1L
Hemet, California
(Orange Lutheran HS)
(Fullerton JC)

CAREER STATS - DEFENSE

Year	G/GS	UA-AT-TT	TFL	Sack	INT	PB	FF	FR
2020	6/1	2-0-2	0.0-0	0.0-0	0-0	0	0	0
2021	3/0	1-0-1	0.0-0	0.0-0	0-0	0	0	0
TOTAL	9/1	3-0-3	0.0-0	0.0-0	0-0	0	0	0

CAREER HIGHS - DEFENSE

Tackles: 1, vs. three opponents

GAME-BY-GAME DEFENSE

2021	G/GS	U-A-T	TFL	Sack	INT	PB	QH	F/R
at WSU	1/0	0-0-0	0.0-0	0.0-0	0	0	0	0/0
UND	0/0	0-0-0	0.0-0	0.0-0	0	0	0	0/0
at AFA	0/0	0-0-0	0.0-0	0.0-0	0	0	0	0/0
BSU	0/0	0-0-0	0.0-0	0.0-0	0	0	0	0/0
BYU	0/0	0-0-0	0.0-0	0.0-0	0	0	0	0/0
at UNLV	0/0	0-0-0	0.0-0	0.0-0	0	0	0	0/0
CSU	1/0	1-0-1	0.0-0	0.0-0	0	0	0	0/0
UH	0/0	0-0-0	0.0-0	0.0-0	0	0	0	0/0
at NMSU	0/0	0-0-0	0.0-0	0.0-0	0	0	0	0/0
at SJSU	1/0	0-0-0	0.0-0	0.0-0	0	0	0	0/0
WYO	0/0	0-0-0	0.0-0	0.0-0	0	0	0	0/0
at UNM	0/0	0-0-0	0.0-0	0.0-0	0	0	0	0/0

2020	G/GS	U-A-T	TFL	Sack	INT	PB	QH	F/R
at BSU	1/0	1-0-1	0.0-0	0.0-0	0	0	0	0/0
SDSU	1/0	1-0-1	0.0-0	0.0-0	0	0	0	0/0
at NEV	1/0	0-0-0	0.0-0	0.0-0	0	0	0	0/0

FS	1/1	0-0-0	0.0-0	0.0-0	0	0	0	0/0
at WYO	0/0	0-0-0	0.0-0	0.0-0	0	0	0	0/0
UNM	1/0	0-0-0	0.0-0	0.0-0	0	0	0	0/0
AFA	1/0	0-0-0	0.0-0	0.0-0	0	0	0	0/0
at CSU	0/0	0-0-0	0.0-0	0.0-0	0	0	0	0/0



8 - DEREK WRIGHT

WR • 6-1 • 195 • SR-2L
Sterling, Utah
(Manti HS)
(Snow College)

CAREER STATS - RECEIVING

Year	G/GS	Rec	Yds	Avg	TD	Long
2019	10/0	7	102	14.6	2	30
2020	6/3	11	122	11.1	0	29
2021	11/7	35	549	15.7	8	46
TOTAL	27/10	53	773	14.6	10	46

CAREER HIGHS - RECEIVING

Receptions: 5, vs. two opponents

Yards: 83, vs. two opponents

Long Catch: 46, vs. Hawai'i (10/30/21)

TD: 2, vs. three opponents

Two-Point Conversion: 1, at Washington State (9/4/21)

CAREER STATS - PASSING

Year	Cmp	Att	Int	Pct	Yds	TD	LG	EFF
2021	0	1	0	0.0	0	0	0	0.0

CAREER HIGHS - PASSING

Attempts: 1, at Air Force (9/18/21)

GAME-BY-GAME RECEIVING

2021	G/GS	Rec	Yds	Avg	TD	LG
at WSU	1/0	4	35	8.8	0	12
UND	1/0	4	73	18.3	2	45
at AFA	1/0	1	16	16.0	0	16
BSU	1/0	1	44	44.0	0	44
BYU	1/1	5	52	10.4	0	15
at UNLV	1/1	5	83	16.6	0	22
CSU	1/1	2	63	31.5	2	38
UH	1/1	5	83	16.6	1	46
at NMSU	1/1	3	20	6.7	1	15
at SJSU	1/1	3	50	16.7	2	41
WYO	1/1	3	30	10.0	0	11
UNM	0/0	0	0	0.0	0	0

2020	G/GS	Rec	Yds	Avg	TD	LG
at BSU	1/0	2	18	9.0	0	12
SDSU	1/0	1	9	9.0	0	9
at NEV	1/1	1	4	4.0	0	4
FS	1/1	0	0	0.0	0	0
at WYO	0/0	0	0	0.0	0	0
UNM	1/1	4	70	17.5	0	29
AFA	1/0	3	21	7.0	0	10
at CSU	0/0	0	0	0.0	0	0

2019	G/GS	Rec	Yds	Avg	TD	LG
at WF	1/0	0	0	0.0	0	0
SB	1/0	2	30	15.0	1	30
at SDSU	1/0	0	0	0.0	0	0
CSU	1/0	0	0	0.0	0	0
at LSU	1/0	1	10	10.0	0	10
NEV	1/0	0	0	0.0	0	0
at AFA	0/0	0	0	0.0	0	0
BYU	0/0	0	0	0.0	0	0
at FS	1/0	0	0	0.0	0	0
WYO	0/0	0	0	0.0	0	0
BSU	1/0	3	46	15.3	0	28
at UNM	1/0	1	16	16.0	1	16
vs. KSU	1/0	0	0	0.0	0	0

GAME-BY-GAME PASSING

2021	Cmp	Att	Pct	Yds	TD	INT	LG
at WSU	0	0	.000	0	0	0	0
UND	0	0	.000	0	0	0	0
at AFA	0	1	.000	0	0	0	0

BSU	0/0	0	0	.000	0	0	0	0
BYU	0/0	0	0	.000	0	0	0	0
at UNLV	0/0	0	0	.000	0	0	0	0
CSU	0/0	0	0	.000	0	0	0	0
UH	0/0	0	0	.000	0	0	0	0
at NMSU	0/0	0	0	.000	0	0	0	0
at SJSU	0/0	0	0	.000	0	0	0	0
WYO	0/0	0	0	.000	0	0	0	0
at UNM	0/0	0	0	.000	0	0	0	0



9 - JAYLIN BANNERMAN

DE • 6-5 • 230 • G-SR-2L
Pickerington, Ohio
(Pickerington Central HS)
(Arizona Western JC)

CAREER STATS - DEFENSE

Year	G/GS	UA-AT-TT	TFL	Sack	INT	PB	FF	FR
2019	6/1	1-4-5	0.0-0	0.0-0	0-0	1	0	0
2020	3/0	2-0-2	1.0-4	0.0-0	0-0	0	0	0
2021	10/1	8-6-14	4.5-6	2.0-2	0-0	1	0	0
TOTAL	19/2	11-10-21	5.5-10	2.0-2	0-0	2	0	0

CAREER HIGHS - DEFENSE

Tackles: 3, vs. two opponents

Sacks: 1.0, vs. two opponents

TFL: 2.5, at Washington State (9/4/21)

PBU: 1, vs. two opponents

QBH: 1, at Washington State (9/4/21)

GAME-BY-GAME DEFENSE

2021	G/GS	U-A-T	TFL	Sack	INT	PB	QH	F/R
at WSU	1/0	2-1-3	2.5-3	1.0-1	0	0	1	0/0
UND	1/0	1-0-1	1.0-1	1.0-1	0	0	0	0/0
at AFA	0/0	0-0-0	0.0-0	0.0-0	0	0	0	0/0
BSU	1/0	0-0-0	0.0-0	0.0-0	0	0	0	0/0
BYU	1/0	0-0-0	0.0-0	0.0-0	0	0	0	0/0
at UNLV	1/0	0-2-2	0.0-0	0.0-0	0	0	0	0/0
CSU	1/0	1-0-1	0.0-0	0.0-0	0	0	0	0/0
UH	1/0	1-1-2	0.5-0	0.0-0	0	0	0	0/0
at NMSU	1/0	3-0-3	0.0-0	0.0-0	0	1	0	0/0
at SJSU	1/0	0-1-1	0.5-2	0.0-0	0	0	0	0/0
WYO	1/1	0-1-1	0.0-0	0.0-0	0	0	0	0/0
at UNM	0/0	0-0-0	0.0-0	0.0-0	0	0	0	0/0

2020	G/GS	U-A-T	TFL	Sack	INT	PB	QH	F/R
at BSU	1/0	1-0-1	1.0-4	0.0-0	0	0	0	0/0
SDSU	1/0	1-0-1	0.0-0	0.0-0	0	0	0	0/0
at NEV	1/0	0-0-0	0.0-0	0.0-0	0	0	0	0/0
FS	0/0	0-0-0	0.0-0	0.0-0	0	0	0	0/0
at WYO	0/0	0-0-0	0.0-0	0.0-0	0	0	0	0/0
UNM	0/0	0-0-0	0.0-0	0.0-0	0	0	0	0/0
AFA	0/0	0-0-0	0.0-0	0.0-0	0	0	0	0/0
at CSU	0/0	0-0-0	0.0-0	0.0-0	0	0	0	0/0

2019	G/GS	U-A-T	TFL	Sack	INT	PB	QH	F/R
at WF	0/0	0-0-0	0.0-0	0.0-0	0	0	0	0/0
SB	1/0	0-0-0	0.0-0	0.0-0	0	1	0	0/0
at SDSU	0/0	0-0-0	0.0-0	0.0-0	0	0	0	0/0
CSU	0/0	0-0-0	0.0-0	0.0-0	0	0	0	0/0
at LSU	1/0	1-0-1	0.0-0	0.0-0	0	0	0	0/0
NEV	1/0	0-1-1	0.0-0	0.0-0	0	0	0	0/0
at AFA	1/0	0-1-1	0.0-0					



9 - KYLE VAN LEEUWEN
WR • 5-9 • 180 • SO-SO
Provo, Utah
(Timpview HS)

CAREER STATS - RECEIVING

Year	G/GS	Rec	Yds	Avg	TD	Long
2020	2/0	0	0	0.0	0	0
2021	11/0	8	63	7.9	0	15
TOTAL	13/0	8	63	7.9	0	15

CAREER HIGHS - RECEIVING

Receptions: 3, vs. BYU (10/1/21)
Yards: 28, vs. BYU (10/1/21)
Long Catch: 15, at New Mexico State (11/6/21)

GAME-BY-GAME RECEIVING

2021	G/GS	Rec	Yds	Avg	TD	LG
at WSU	1/0	1	13	13.0	0	13
UND	1/0	0	0	0.0	0	0
at AFA	1/0	0	0	0.0	0	0
BSU	1/0	0	0	0.0	0	0
BYU	1/0	3	28	9.3	0	10
at UNLV	1/0	0	0	0.0	0	0
CSU	1/0	0	0	0.0	0	0
UH	1/0	0	0	0.0	0	0
at NMSU	1/0	2	19	9.5	0	15
at SJSU	1/0	0	0	0.0	0	0
WYO	1/0	2	3	1.5	0	6
UNM	0/0	0	0	0.0	0	0

2020	G/GS	Rec	Yds	Avg	TD	LG
at BSU	0/0	0	0	0.0	0	0
SDSU	0/0	0	0	0.0	0	0
at NEV	0/0	0	0	0.0	0	0
FS	0/0	0	0	0.0	0	0
at WYO	0/0	0	0	0.0	0	0
UNM	1/0	0	0	0.0	0	0
AFA	1/0	0	0	0.0	0	0
at CSU	0/0	0	0	0.0	0	0



10 - JUSTIN McGRUFF
WR • 6-6 • 215 • JR-1L
Tampa, Florida
(Jefferson HS)
(ASA College of Miami)

CAREER STATS - RECEIVING

Year	G/GS	Rec	Yds	Avg	TD	Long
2020	6/6	15	185	12.3	2	36
2021	11/11	30	358	11.9	4	45
TOTAL	17/17	45	543	12.1	6	45

CAREER HIGHS - RECEIVING

Receptions: 6, at Air Force (9/18/21)
Yards: 99, vs. New Mexico (11/26/20)
Long Catch: 45, vs. Hawai'i (10/30/21)
TD: 1, vs. six opponents

GAME-BY-GAME RECEIVING

2021	G/GS	Rec	Yds	Avg	TD	LG
at WSU	1/1	4	47	11.8	0	19
UND	1/1	2	23	11.5	0	16
at AFA	1/1	6	60	10.0	1	24
BSU	1/1	2	29	14.5	0	28
BYU	1/1	2	26	13.0	1	21
at UNLV	1/1	1	11	11.0	0	11
CSU	1/1	2	6	3.0	0	7
UH	1/1	5	90	18.0	1	45
at NMSU	1/1	2	20	10.0	1	19
at SJSU	1/1	3	29	9.7	0	11
WYO	1/1	1	17	17.0	0	17
UNM	0/0	0	0	0.0	0	0

2020	G/GS	Rec	Yds	Avg	TD	LG
at BSU	1/1	4	29	7.3	0	10
SDSU	1/1	4	27	6.8	0	8

at NEV	1/1	2	24	12.0	1	20
FS	1/1	0	0	0.0	0	0
at WYO	0/0	0	0	0.0	0	0
UNM	1/1	4	99	24.8	1	36
AFA	1/1	1	6	6.0	0	6
at CSU	0/0	0	0	0.0	0	0



10 - AJ VONGPHACHANH
ILB • 6-2 • 230 • JR-2L
Pasco, Washington
(Chiawana HS)

CAREER STATS - DEFENSE

Year	G/GS	UA-AT-TT	TFL	Sack	INT	PB	FF	FR
2019	7/1	7-10-17	0.0-0	0.0-0	0-0	0	0	0
2020	6/5	27-23-50	3.5-20	3.0-19	0-0	1	1	0
2021	11/11	16-31-47	6.0-20	1.0-8	0-0	0	0	0
TOTAL	24/17	50-64-114	9.5-40	4.0-27	0-0	1	1	0

CAREER HIGHS - DEFENSE

Tackles: 17, at Nevada (11/5/20)
Sacks: 1.0, vs. four opponents
TFLs: 1.5, vs. BYU (10/1/21)
PBU: 1, vs. New Mexico (11/26/20)
FF: 1, vs. Fresno State (11/14/20)
QBH: 1, vs. three opponents
Safety: 1, at Nevada (11/5/20)

CAREER STATS - KICKOFF RETURNS

Year	Ret	Yds	Avg	TD	LG
2020	1	16	16.0	0	16
2021	0	0	0.0	0	0
TOTAL	1	16	16.0	0	16

CAREER HIGHS - KICKOFF RETURNS

Returns: 1, vs. New Mexico (11/26/20)
Yards: 16, vs. New Mexico (11/26/20)
Long Return: 16, vs. New Mexico (11/26/20)

GAME-BY-GAME DEFENSE

2021	G/GS	U-A-T	TFL	Sack	INT	PB	QH	F/R
at WSU	1/1	1-4-5	0.0-0	0.0-0	0	0	0	0/0
UND	1/1	0-1-1	0.0-0	0.0-0	0	0	0	0/0
at AFA	1/1	3-4-7	0.0-0	0.0-0	0	0	0	0/0
BSU	1/1	4-5-9	1.0-2	0.0-0	0	0	0	0/0
BYU	1/1	1-3-4	1.5-2	0.0-0	0	0	0	0/0
at UNLV	1/1	2-4-6	0.0-0	0.0-0	0	0	0	0/0
CSU	1/1	3-1-4	0.0-0	0.0-0	0	0	0	0/0
UH	1/1	1-1-2	1.0-2	0.0-0	0	1	0	0/0
at NMSU	1/1	0-4-4	1.0-8	1.0-8	0	0	1	0/0
at SJSU	1/1	1-1-2	1.0-5	0.0-0	0	0	0	0/0
WYO	1/1	0-3-3	0.5-1	0.0-0	0	0	0	0/0
at UNM	0/0	0-0-0	0.0-0	0.0-0	0	0	0	0/0

2020	G/GS	U-A-T	TFL	Sack	INT	PB	QH	F/R
at BSU	1/0	2-0-2	1.0-7	1.0-7	0	0	0	0/0
SDSU	1/1	2-3-5	0.0-0	0.0-0	0	0	0	0/0
at NEV	1/1	10-7-17	1.0-5	1.0-5	0	0	0	0/0
FS	1/1	5-4-9	0.5-1	0.0-0	0	0	0	0/0
at WYO	0/0	0-0-0	0.0-0	0.0-0	0	0	0	0/0
UNM	1/1	5-4-9	1.0-7	1.0-7	0	1	1	0/0
AFA	1/1	3-5-8	0.0-0	0.0-0	0	0	0	0/0
at CSU	0/0	0-0-0	0.0-0	0.0-0	0	0	0	0/0

2019	G/GS	U-A-T	TFL	Sack	INT	PB	QH	F/R
at WF	0/0	0-0-0	0.0-0	0.0-0	0	0	0	0/0
SB	1/0	1-1-2	0.0-0	0.0-0	0	0	0	0/0
at SDSU	0/0	0-0-0	0.0-0	0.0-0	0	0	0	0/0
CSU	0/0	0-0-0	0.0-0	0.0-0	0	0	0	0/0
at LSU	1/0	2-3-5	0.0-0	0.0-0	0	0	0	0/0
NEV	0/0	0-0-0	0.0-0	0.0-0	0	0	0	0/0
at AFA	1/0	2-3-5	0.0-0	0.0-0	0	0	0	0/0
BYU	1/0	0-0-0	0.0-0	0.0-0	0	0	0	0/0
at FS	1/1	2-3-5	0.0-0	0.0-0	0	0	0	0/0
WYO	0/0	0-0-0	0.0-0	0.0-0	0	0	0	0/0
BSU	1/0	0-0-0	0.0-0	0.0-0	0	0	0	0/0
at UNM	1/0	0-0-0	0.0-0	0.0-0	0	0	0	0/0
vs. KSU	0/0	0-0-0	0.0-0	0.0-0	0	0	0	0/0



11 - SAVON SCARVER
WR • 5-11 • 175 • SR-4L
Las Vegas, Nevada
(Centennial HS)

CAREER STATS - RECEIVING

Year	G/GS	Rec	Yds	Avg	TD	Long
2017	13/0	11	240	21.8	1	70
2018	13/0	9	156	17.3	2	38
2019	12/5	24	271	11.3	0	48
2020	4/2	5	48	9.6	1	26
2021	11/4	6	42	7.0	1	10
TOTAL	53/11	55	747	13.6	5	70

CAREER HIGHS - RECEIVING

Receptions: 5, at San Diego State (9/21/19)
Yards: 90, at San Diego State (9/21/19)
Long Catch: 70, at UNLV (10/21/17)
TD: 1, vs. five opponents

CAREER STATS - RUSHING

Year	Rush	Yds	Avg	TD	Long
2017	5	14	2.8	0	6
2018	1	14	14.0	0	14
2019	0	0	0.0	0	0
2020	1	1	1.0	0	1
2021	2	20	10.0	0	10
TOTAL	9	49	5.4	0	14

CAREER HIGHS - RUSHING

Rushes: 2, at New Mexico (11/4/17)
Yards: 14, vs. Tennessee Tech (9/13/18)
Long Rush: 14, vs. Tennessee Tech (9/13/18)

CAREER STATS - KICKOFF RETURNS

Year	Ret	Yds	Avg	TD	LG
2017	26	625	24.0	1	96
2018	22	742	33.7	2	100
2019	22	613	27.9	2	100
2020	10	314	31.4	1	94
2021	22	531	24.1	1	100
TOTAL	102	2,825	27.7	7	100

CAREER HIGHS - KICKOFF RETURNS

Returns: 5, vs. three opponents
Yards: 189, vs. Fresno State (11/14/20)
Long Return: 100, vs. four opponents
TD: 1, vs. seven opponents

GAME-BY-GAME RECEIVING

2021	G/GS	Rec	Yds	Avg	TD	LG
at WSU	1/1	0	0	0.0	0	0
UND	1/1	2	14	7.0	0	10
at AFA	1/1	0	0	0.0	0	0
BSU	1/1	0	0	0.0	0	0
BYU	1/0	0	0	0.0	0	0
at UNLV	1/0	1	9	9.0	0	9
CSU	1/0	0	0	0.0	0	0
UH	1/0	0	0	0.0	0	0
at NMSU	1/0	2	17	8.5	0	10
at SJSU	1/0	1	2	2.0	1	2
WYO	1/0	0	0	0.0	0	0
UNM	0/0	0	0	0.0	0	0

2020	G/GS	Rec	Yds	Avg	TD	LG
at						

at SDSU	1/1	5	90	18.0	0	48
CSU	1/1	3	14	4.7	0	6
at LSU	1/0	2	20	10.0	0	12
NEV	1/0	2	23	11.5	0	18
at AFA	1/0	1	8	8.0	0	8
BYU	1/0	3	35	11.7	0	15
at FS	1/0	0	0	0.0	0	0
WYO	1/0	1	5	5.0	0	5
at BSU	1/0	0	0	0.0	0	0
at UNM	0/0	0	0	0.0	0	0
vs. KSU	1/0	2	12	6.0	0	9

2018	G/GS	Rec	Yds	Avg	TD	LG
at MSU	1/0	0	0	0.0	0	0
NMSU	1/0	1	9	9.0	0	9
TTU	1/0	1	36	36.0	1	36
AFA	1/0	0	0	0.0	0	0
at BYU	1/0	0	0	0.0	0	0
UNLV	1/0	2	64	32.0	1	38
at WYO	1/0	0	0	0.0	0	0
UNM	1/0	2	16	8.0	0	10
at UH	1/0	1	5	5.0	0	5
SJSU	1/0	1	17	17.0	0	17
at CSU	1/0	0	0	0.0	0	0
at BSU	1/0	0	0	0.0	0	0
vs. UNT	1/0	1	9	9.0	0	9

2017	G/GS	Rec	Yds	Avg	TD	LG
at WIS	1/0	1	36	36.0	0	36
ISU	1/0	1	35	35.0	0	35
at WF	1/0	0	0	0.0	0	0
at SJSU	1/0	2	14	7.0	0	9
BYU	1/0	0	0	0.0	0	0
CSU	1/0	0	0	0.0	0	0
WYO	1/0	0	0	0.0	0	0
at UNLV	1/0	2	75	37.5	1	70
BSU	1/0	0	0	0.0	0	0
at UNM	1/0	2	9	4.5	0	11
UH	1/0	1	12	12.0	0	12
at AFA	1/0	2	59	29.5	0	46
vs NMSU	0/0	0	0	0.0	0	0

GAME-BY-GAME RUSHING

2021	Att	Yds	Avg	TD	LG
at WSU	0	0	0.0	0	0
UND	0	0	0.0	0	0
at AFA	0	0	0.0	0	0
BSU	0	0	0.0	0	0
BYU	0	0	0.0	0	0
at UNLV	1	10	10.0	0	10
CSU	0	0	0.0	0	0
UH	0	0	0.0	0	0
at NMSU	1	10	10.0	0	10
at SJSU	0	0	0.0	0	0
WYO	0	0	0.0	0	0
at UNM	0	0	0.0	0	0

2020	Att	Yds	Avg	TD	LG
at BSU	0	0	0.0	0	0
SDSU	0	0	0.0	0	0
at NEV	0	0	0.0	0	0
FS	0	0	0.0	0	0
at WYO	0	0	0.0	0	0
UNM	1	1	1.0	0	1
AFA	0	0	0.0	0	0
at CSU	0	0	0.0	0	0

2019	Att	Yds	Avg	TD	LG
at WF	0	0	0.0	0	0
SB	0	0	0.0	0	0
at SDSU	0	0	0.0	0	0
CSU	0	0	0.0	0	0
at LSU	0	0	0.0	0	0
NEV	0	0	0.0	0	0
at AFA	0	0	0.0	0	0
BYU	0	0	0.0	0	0

at FS	0	0	0.0	0	0
WYO	0	0	0.0	0	0
BSU	0	0	0.0	0	0
at UNM	0	0	0.0	0	0
vs. KSU	0	0	0.0	0	0

2018	Att	Yds	Avg	TD	LG
at MSU	0	0	0.0	0	0
NMSU	0	0	0.0	0	0
TTU	1	14	14.0	0	14
AFA	0	0	0.0	0	0
at BYU	0	0	0.0	0	0
UNLV	0	0	0.0	0	0
at WYO	0	0	0.0	0	0
UNM	0	0	0.0	0	0
at UH	0	0	0.0	0	0
SJSU	0	0	0.0	0	0
at CSU	0	0	0.0	0	0
at BSU	0	0	0.0	0	0
vs. UNT	0	0	0.0	0	0

2017	Att	Yds	Avg	TD	LG
at WIS	1	4	4.0	0	4
ISU	0	0	0.0	0	0
at WF	0	0	0.0	0	0
at SJSU	0	0	0.0	0	0
BYU	0	0	0.0	0	0
CSU	0	0	0.0	0	0
WYO	1	5	5.0	0	5
at UNLV	1	2	2.0	0	2
BSU	0	0	0.0	0	0
at UNM	2	3	1.5	0	6
UH	0	0	0.0	0	0
at AFA	0	0	0.0	0	0
vs NMSU	0	0	0.0	0	0

GAME-BY-GAME KICKOFF RETURNS

2021	Ret	Yds	Avg	TD	LG
at WSU	3	65	21.7	0	27
UND	0	0	0.0	0	0
at AFA	4	90	22.5	0	29
BSU	3	44	14.7	0	21
BYU	0	0	0.0	0	0
at UNLV	3	156	52.0	1	100
CSU	0	0	0.0	0	0
UH	2	42	21.0	0	24
at NMSU	1	20	20.0	0	20
at SJSU	1	21	21.0	0	21
WYO	5	93	18.6	0	32
at UNM	0	0	0.0	0	0

2020	Ret	Yds	Avg	TD	LG
at BSU	0	0	0.0	0	0
SDSU	1	27	27.0	0	27
at NEV	3	75	25.0	0	30
FS	5	189	37.8	1	94
at WYO	0	0	0.0	0	0
UNM	1	23	23.0	0	23
AFA	0	0	0.0	0	0
at CSU	0	0	0.0	0	0

2019	Ret	Yds	Avg	TD	LG
at WF	1	18	18.0	0	18
SB	2	65	32.5	0	44
at SDSU	1	24	24.0	0	24
CSU	1	100	100.0	1	100
at LSU	1	21	21.0	0	21
NEV	2	119	59.5	1	100
at AFA	0	0	0.0	0	0
BYU	2	36	18.0	0	24
at FS	5	91	18.2	0	25
WYO	3	62	20.7	0	22
BSU	1	21	21.0	0	21
at UNM	0	0	0.0	0	0
vs. KSU	3	56	18.7	0	30

2018	Ret	Yds	Avg	TD	LG
at MSU	2	48	24.0	0	24
NMSU	2	130	65.0	1	100
TTU	1	23	23.0	0	23
AFA	3	63	21.0	0	27
at BYU	0	0	0.0	0	0
UNLV	0	0	0.0	0	0
at WYO	3	157	52.3	1	99
UNM	2	35	17.5	0	22
at UH	1	66	66.0	0	66
SJSU	3	82	27.3	0	29
at CSU	2	63	31.5	0	51
at BSU	2	52	26.0	0	0
vs. UNT	1	23	23.0	0	23

2017	Ret	Yds	Avg	TD	LG
at WIS	0	0	0.0	0	0
ISU	3	55	18.3	0	20
at WF	4	69	17.3	0	20
at SJSU	1	21	21.0	0	21
BYU	2	31	15.5	0	22
CSU	3	63	21.0	0	25
WYO	4	89	22.3	0	34
at UNLV	3	108	36.0	0	64
BSU	2	52	26.0	0	33
at UNM	0	0	0.0	0	0
UH	0	0	0.0	0	0
at AFA	2	38	19.0	0	21
vs NMSU	2	99	45.5	1	96



11 - BYRON VAUGHNS
DE • 6-4 • 230 • JR-TR
 Forth Worth, Texas
 (Eastern Hills HS)
 (Texas)

CAREER STATS - DEFENSE

Year	G/GS	UA-AT-TT	TFL	Sack	INT	PB	FF	FR
2019	10/0	10-4-14	0.0-0	0.0-0	0-0	0	1	0
2020	0/0	0-0-0	0.0-0	0.0-0	0-0	0	0	0
2021	11/2	16-11-27	6.5-44	3.0-32	0-0	4	1	0
TOTAL	21/2	26-15-41	6.5-44	3.0-32	0-0	4	2	0

CAREER HIGHS - DEFENSE

Tackles: 8, vs. Kansas (10/19/19)
 Sacks: 2.0, vs. Hawai'i (10/30/21)
 TFL: 3.0, vs. Hawai'i (10/30/21)
 PBU: 1, vs. four opponents
 FF: 1, vs. two opponents
 QBH: 2, at San José State (11/13/21)

GAME-BY-GAME DEFENSE

2021	G/GS	U-A-T	TFL	Sack	INT	PB	QH	F/R
at WSU	1/0	1-0-1	0.0-0	0.0-0	0	0	0	0/0
UND	1/0	2-1-3	1.5-4	0.0-0	0	1	0	0/0
at AFA	1/0	1-1-2	0.0-0	0.0-0	0	1	0	0/0
BSU	1/0	0-2-2	0.0-0	0.0-0	0	0	0	0/0
BYU	1/0	2-3-5	1.0-5	0.0-0	0	0	0	0/0
at UNLV	1/0	1-2-3	0.0-0	0.0-0	0	1	0	0/0
CSU	1/0	0-1-1	0.0-0	0.0-0	0	0	1	0/0
UH	1/0	4-0-4	3.0-26	2.0-23	0	1	0	1/0
at NMSU	1/1	2-0-2	1.0-9	1.0-9	0	0	0	0/0
at SJSU	1/1	2-0-2	0.0-0	0.0-0	0	0	2	0/0
WYO	1/0	1-1-2	0.0-0	0.0-0	0	0	0	0/0
at UNM	0/0	0-0-0	0.0-0	0.0-0	0	0	0	0/0



12 - AJANI CARTER
OLB • 6-0 • 185 • JR-2L
 Houston, Texas
 (North Shore HS)

CAREER STATS - DEFENSE

Year	G/GS	UA-AT-TT	TFL	Sack	INT	PB	FF	FR
2019	12/0	8-4-12	0.0-0	0.0-0	0-0	0	0	0
2020	5/0	3-4-7	0.0-0	0.0-0	0-0	0	0	0
2021	10/0	13-14-27	2.5-21	2.0-21	3-45	1	1	1
TOTAL	25/0	24-22-46	2.5-21	2.0-21	3-45	1	1	1





CAREER HIGHS - DEFENSE

Tackles: 6, vs. Hawai'i (10/30/21)
 Sacks: 1.0, vs. two opponents
 TFLs: 1.0, vs. two opponents
 INT: 2, vs. three opponents
 PBU: 1, at San José State (11/13/21)
 FF: 1, at San José State (11/13/21)
 FR: 1, at San José State (11/13/21)
 QBH: 1, vs. Boise State (9/25/21)

GAME-BY-GAME DEFENSE

2021	G/GS	U-A-T	TFL	Sack	INT	PB	QH	F/R
at WSU	1/0	0-0-0	0.0-0	0.0-0	0	0	0	0/0
UND	1/0	0-0-0	0.0-0	0.0-0	0	0	0	0/0
at AFA	0/0	0-0-0	0.0-0	0.0-0	0	0	0	0/0
BSU	1/0	3-2-5	0.0-0	0.0-0	1	0	1	0/0
BYU	1/0	1-4-5	0.0-0	0.0-0	0	0	0	0/0
at UNLV	1/0	1-2-3	0.5-0	0.0-0	0	0	0	0/0
CSU	1/0	1-0-1	0.0-0	0.0-0	1	0	0	0/0
UH	1/0	3-3-6	1.0-0	1.0-0	0	0	0	0/0
at NMSU	1/0	1-0-1	0.0-0	0.0-0	0	0	0	0/0
at SJSU	1/0	2-2-4	1.0-21	1.0-21	1	1	1	1/1
WYO	1/0	1-1-2	0.0-0	0.0-0	0	0	0	0/0
at UNM	0/0	0-0-0	0.0-0	0.0-0	0	0	0	0/0
2020	G/GS	U-A-T	TFL	Sack	INT	PB	QH	F/R
at BSU	1/0	1-0-1	0.0-0	0.0-0	0	0	0	0/0
SDSU	1/0	0-1-1	0.0-0	0.0-0	0	0	0	0/0
at NEV	1/0	1-0-1	0.0-0	0.0-0	0	0	0	0/0
FS	0/0	0-0-0	0.0-0	0.0-0	0	0	0	0/0
at WYO	0/0	0-0-0	0.0-0	0.0-0	0	0	0	0/0
UNM	1/0	1-1-2	0.0-0	0.0-0	0	0	0	0/0
AFA	1/0	0-2-2	0.0-0	0.0-0	0	0	0	0/0
at CSU	0/0	0-0-0	0.0-0	0.0-0	0	0	0	0/0
2019	G/GS	U-A-T	TFL	Sack	INT	PB	QH	F/R
at WF	0/0	0-0-0	0.0-0	0.0-0	0	0	0	0/0
SB	1/0	0-0-0	0.0-0	0.0-0	0	0	0	0/0
at SDSU	1/0	3-0-3	0.0-0	0.0-0	0	0	0	0/0
CSU	1/0	0-0-0	0.0-0	0.0-0	0	0	0	0/0
at LSU	1/0	0-0-0	0.0-0	0.0-0	0	0	0	0/0
NEV	1/0	1-1-2	0.0-0	0.0-0	0	0	0	0/0
at AFA	1/0	0-0-0	0.0-0	0.0-0	0	0	0	0/0
BYU	1/0	0-1-1	0.0-0	0.0-0	0	0	0	0/0
at FS	1/0	2-0-2	0.0-0	0.0-0	0	0	0	0/0
WYO	1/0	1-0-1	0.0-0	0.0-0	0	0	0	0/0
BSU	1/0	0-0-0	0.0-0	0.0-0	0	0	0	0/0
at UNM	1/0	1-1-2	0.0-0	0.0-0	0	0	0	0/0
vs. KSU	1/0	0-1-1	0.0-0	0.0-0	0	0	0	0/0



13 - DEVEN THOMPKINS

WR • 5-8 • 155 • SR-3L

Fort Myers, Florida
 (Dunbar HS)

CAREER STATS - RECEIVING

Year	G/GS	Rec	Yds	Avg	TD	Long
2018	13/0	9	65	7.2	0	12
2019	12/6	40	536	13.4	4	62
2020	4/3	20	214	10.7	1	44
2021	11/11	82	1,508	18.4	9	75
TOTAL	40/20	151	2,293	17.2	14	75

CAREER HIGHS - RECEIVING

Receptions: 12, at UNLV (10/16/21)
 Yards: 215, at New Mexico State (11/6/21)
 Long Catch: 75, vs. North Dakota (9/10/21)
 TD: 2, vs. two opponents

CAREER STATS - RUSHING

Year	Rush	Yds	Avg	TD	Long
2018	2	30	15.0	0	27
2019	6	77	12.8	1	57
2020	2	4	2.0	0	7
2021	3	31	9.3	0	17
TOTAL	13	139	10.7	1	57

CAREER HIGHS - RUSHING

Rushes: 2, vs. two opponents
 Yards: 57, vs. Kent State (12/20/19)
 Long Rush: 57, vs. Kent State (12/20/19)
 TD: 1, vs. Kent State (12/20/19)

CAREER STATS - PUNT RETURNS

Year	Ret	Yds	Avg	TD	Long
2018	6	55	9.2	0	17
2019	1	45	45.0	1	45
2020	0	0	0.0	0	0
2021	0	0	0.0	0	0
TOTAL	7	100	14.3	1	17

CAREER HIGHS - PUNT RETURNS

Returns: 2, vs. two opponents
 Yards: 45, vs. Stony Brook (9/7/19)
 Long Return: 45, vs. Stony Brook (9/7/19)
 TD: 1, vs. Stony Brook (9/7/19)

CAREER STATS - KICKOFF RETURNS

Year	Ret	Yds	Avg	TD	LG
2018	1	48	48.0	0	48
2019	1	22	22.0	0	22
2020	4	78	19.5	0	25
2021	10	230	23.0	0	54
TOTAL	16	378	23.6	0	54

CAREER HIGHS - KICKOFF RETURNS

Returns: 3, vs. two opponents
 Yards: 91, vs. Colorado Sstate (10/22/21)
 Long Return: 54, vs. Colorado State (10/22/21)

GAME-BY-GAME RECEIVING

2021	G/GS	Rec	Yds	Avg	TD	LG
at WSU	1/1	8	94	11.8	1	45
UND	1/1	8	172	21.5	1	75
at AFA	1/1	9	188	20.9	1	72
BSU	1/1	4	60	15.0	0	22
BYU	1/1	9	125	13.9	1	32
at UNLV	1/1	12	180	15.0	2	37
CSU	1/1	6	104	17.3	0	34
UH	1/1	7	176	25.1	0	45
at NMSU	1/1	9	215	23.9	2	54
at SJSU	1/1	5	127	25.4	0	53
WYO	1/1	5	67	13.4	1	41
UNM	0/0	0	0	0.0	0	0
2020	G/GS	Rec	Yds	Avg	TD	LG
at BSU	1/1	5	37	7.4	0	13
SDSU	1/1	6	55	9.2	1	37
at NEV	1/1	6	30	5.0	0	10
FS	1/0	3	92	30.7	0	44
at WYO	0/0	0	0	0.0	0	0
UNM	0/0	0	0	0.0	0	0
AFA	0/0	0	0	0.0	0	0
at CSU	0/0	0	0	0.0	0	0
2019	G/GS	Rec	Yds	Avg	TD	LG
at WF	1/0	2	59	29.5	1	56
SB	1/0	5	77	15.4	1	45
at SDSU	1/0	2	2	1.0	0	2
CSU	1/0	3	55	18.3	1	37
at LSU	1/0	2	18	9.0	0	10
NEV	1/1	4	46	11.5	0	15
at AFA	1/1	6	26	4.3	0	10
BYU	1/1	2	10	5.0	0	9
at FS	1/1	4	79	19.8	0	62
WYO	1/1	4	51	12.8	0	18
BSU	1/0	2	62	31.0	0	47
at UNM	0/0	0	0	0.0	0	0
vs. KSU	1/1	4	51	12.8	1	17
2018	G/GS	Rec	Yds	Avg	TD	LG
at MSU	1/0	0	0	0.0	0	0
NMSU	1/0	2	15	7.5	0	8
TTU	1/0	1	7	7.0	0	7

AFA	1/0	1	8	8.0	0	8
at BYU	1/0	0	0	0.0	0	0
UNLV	1/0	1	12	12.0	0	12
at WYO	1/0	0	0	0.0	0	0
UNM	1/0	1	7	7.0	0	7
at UH	1/0	2	11	5.5	0	6
SJSU	1/0	0	0	0.0	0	0
at CSU	1/0	0	0	0.0	0	0
at BSU	1/0	1	5	5.0	0	5
vs. UNT	1/0	0	0	0.0	0	0

GAME-BY-GAME RUSHING

2021	Att	Yds	Avg	TD	LG
at WSU	1	14	14.0	0	14
UND	0	0	0.0	0	0
at AFA	0	0	0.0	0	0
BSU	0	0	0.0	0	0
BYU	0	0	0.0	0	0
at UNLV	2	14	7.0	0	17
CSU	0	0	0.0	0	0
UH	0	0	0.0	0	0
at NMSU	0	0	0.0	0	0
at SJSU	0	0	0.0	0	0
WYO	0	0	0.0	0	0
at UNM	0	0	0.0	0	0
2020	Att	Yds	Avg	TD	LG
at BSU	1	-3	-3.0	0	0
SDSU	0	0	0.0	0	0
at NEV	1	7	7.0	0	7
FS	0	0	0.0	0	0
at WYO	0	0	0.0	0	0
UNM	0	0	0.0	0	0
AFA	0	0	0.0	0	0
at CSU	0	0	0.0	0	0
2019	Att	Yds	Avg	TD	LG
at WF	0	0	0	0	0
SB	0	0	0	0	0
at SDSU	0	0	0	0	0
CSU	0	0	0	0	0
at LSU	0	0	0	0	0
NEV	0	0	0	0	0
at AFA	0	0	0	0	0
BYU	2	9	4.5	0	9
at FS	1	0	0.0	0	0
WYO	1	1	1.0	0	1
BSU	1	10	10.0	0	10
at UNM	0	0	0	0	0
vs. KSU	1	57	57.0	1	57

2018	Att	Yds	Avg	TD	LG
at MSU	0	0	0.0	0	0
NMSU	0	0	0.0	0	0
TTU	1	27	27.0	0	27
AFA	0	0	0.0	0	0
at BYU	1	3	3.0	0	3
UNLV	0	0	0.0	0	0
at WYO	0	0	0.0	0	0
UNM	0	0	0.0	0	0
at UH	0	0	0.0	0	0
SJSU	0	0	0.0	0	0
at CSU	0	0	0.0	0	0
at BSU	0	0	0.0	0	0
vs. UNT	0	0	0.0	0	0

GAME-BY-GAME PUNT RETURNS

2021	Ret	Yds	Avg	TD	LG
at WSU	0	0	0.0	0	0
UND	0	0	0.0	0	0
at AFA	0	0	0.0	0	0
BSU	0	0	0.0	0	0
BYU	0	0	0.0	0	0
at UNLV	0	0	0.0	0	0
CSU	0	0	0.0	0	0
UH	0	0	0.0	0	0



at NMSU	0	0	0.0	0	0
at SJSU	0	0	0.0	0	0
WYO	0	0	0.0	0	0
at UNM	0	0	0.0	0	0

2020	Ret	Yds	Avg	TD	LG
at BSU	0	0	0.0	0	0
SDSU	0	0	0.0	0	0
at NEV	0	0	0.0	0	0
FS	0	0	0.0	0	0
at WYO	0	0	0.0	0	0
UNM	0	0	0.0	0	0
AFA	0	0	0.0	0	0
at CSU	0	0	0.0	0	0

2019	Ret	Yds	Avg	TD	LG
at WF	0	0	0.0	0	0
SB	1	45	45.0	1	45
at SDSU	0	0	0.0	0	0
CSU	0	0	0.0	0	0
at LSU	0	0	0.0	0	0
NEV	0	0	0.0	0	0
at AFA	0	0	0.0	0	0
BYU	0	0	0.0	0	0
at FS	0	0	0.0	0	0
WYO	0	0	0.0	0	0
BSU	0	0	0.0	0	0
at UNM	0	0	0.0	0	0
vs. KSU	0	0	0.0	0	0

2018	Ret	Yds	Avg	TD	LG
at MSU	0	0	0.0	0	0
NMSU	1	2	2.0	0	2
TTU	1	17	17.0	0	17
AFA	0	0	0.0	0	0
at BYU	0	0	0.0	0	0
UNLV	2	25	12.5	0	0
at WYO	0	0	0.0	0	0
UNM	0	0	0.0	0	0
at UH	0	0	0.0	0	0
SJSU	0	0	0.0	0	0
at CSU	2	11	5.5	0	9
at BSU	0	0	0.0	0	0
vs. UNT	0	0	0.0	0	0

GAME-BY-GAME KICKOFF RETURNS

2021	Ret	Yds	Avg	TD	LG
at WSU	1	8	8.0	0	8
UND	0	0	0.0	0	0
at AFA	0	0	0.0	0	0
BSU	0	0	0.0	0	0
BYU	1	16	16.0	0	16
at UNLV	1	29	29.0	0	29
CSU	3	91	30.3	0	54
UH	1	45	45.0	0	45
at NMSU	2	27	13.5	0	15
at SJSU	1	14	14.0	0	14
WYO	0	0	0.0	0	0
at UNM	0	0	0.0	0	0

2020	Ret	Yds	Avg	TD	LG
at BSU	3	60	20.0	0	25
SDSU	1	18	18.0	0	18
at NEV	0	0	0.0	0	0
FS	0	0	0.0	0	0
at WYO	0	0	0.0	0	0
UNM	0	0	0.0	0	0
AFA	0	0	0.0	0	0
at CSU	0	0	0.0	0	0

2019	Ret	Yds	Avg	TD	LG
at WF	0	0	0.0	0	0
SB	0	0	0.0	0	0
at SDSU	0	0	0.0	0	0
CSU	0	0	0.0	0	0
at LSU	0	0	0.0	0	0
NEV	0	0	0.0	0	0

at AFA	0	0	0.0	0	0
BYU	0	0	0.0	0	0
at FS	0	0	0.0	0	0
WYO	0	0	0.0	0	0
BSU	1	22	22.0	0	22
at UNM	0	0	0.0	0	0
vs. KSU	0	0	0.0	0	0

2018	Ret	Yds	Avg	TD	LG
at MSU	0	0	0.0	0	0
NMSU	0	0	0.0	0	0
TTU	1	20	20.0	0	20
AFA	0	0	0.0	0	0
at BYU	0	0	0.0	0	0
UNLV	0	0	0.0	0	0
at WYO	0	0	0.0	0	0
UNM	0	0	0.0	0	0
at UH	0	0	0.0	0	0
SJSU	0	0	0.0	0	0
at CSU	0	0	0.0	0	0
at BSU	0	0	0.0	0	0
vs. UNT	0	48	48.0	0	48



14 - ZAHODRI JACKSON
 CB • 5-10 • 185 • SR-3L
 Sarasota, Florida
 (Riverview HS)

CAREER STATS - DEFENSE

Year	G/GS	UA-AT-TT	TFL	Sack	INT	PB	FF	FR
2018	13/1	5-1-6	0.0-0	0.0-0	0-0	0	0	0
2019	4/1	2-3-5	0.0-0	0.0-0	0-0	1	0	0
2020	5/4	14-6-20	0.0-0	0.0-0	0-0	2	0	0
2021	11/5	17-3-20	0.0-0	0.0-0	0-0	2	0	0
TOTAL	33/11	38-13-51	0.0-0	0.0-0	0-0	5	0	0

CAREER HIGHS - DEFENSE

Tackles: 7, at Nevada (11/5/20)
 PBUs: 2, vs. San Diego State (10/31/20)
 QBH: 1, vs. San Diego State (10/31/20)

GAME-BY-GAME DEFENSE

2021	G/GS	U-A-T	TFL	Sack	INT	PB	QH	F/R
at WSU	1/1	1-0-1	0.0-0	0.0-0	0	0	0	0/0
UND	1/1	5-0-5	0.0-0	0.0-0	0	0	0	0/0
at AFA	1/1	2-0-2	0.0-0	0.0-0	0	0	0	0/0
BSU	1/1	0-1-1	0.0-0	0.0-0	0	0	0	0/0
BYU	1/0	0-0-0	0.0-0	0.0-0	0	0	0	0/0
at UNLV	1/0	1-0-1	0.0-0	0.0-0	0	0	0	0/0
CSU	1/0	1-0-1	0.0-0	0.0-0	0	0	0	0/0
UH	1/1	3-1-4	0.0-0	0.0-0	0	1	0	0/0
at NMSU	1/0	1-0-1	0.0-0	0.0-0	0	1	0	0/0
at SJSU	1/0	0-0-0	0.0-0	0.0-0	0	0	0	0/0
WYO	1/0	3-1-4	0.0-0	0.0-0	0	0	0	0/0
at UNM	0/0	0-0-0	0.0-0	0.0-0	0	0	0	0/0

2020	G/GS	U-A-T	TFL	Sack	INT	PB	QH	F/R
at BSU	1/1	4-2-6	0.0-0	0.0-0	0	0	0	0/0
SDSU	1/1	3-0-3	0.0-0	0.0-0	0	2	1	0/0
at NEV	1/1	5-2-7	0.0-0	0.0-0	0	0	0	0/0
FS	1/0	1-0-1	0.0-0	0.0-0	0	0	0	0/0
at WYO	0/0	0-0-0	0.0-0	0.0-0	0	0	0	0/0
UNM	0/0	0-0-0	0.0-0	0.0-0	0	0	0	0/0
AFA	1/1	1-2-3	0.0-0	0.0-0	0	0	0	0/0
at CSU	0/0	0-0-0	0.0-0	0.0-0	0	0	0	0/0

2019	G/GS	U-A-T	TFL	Sack	INT	PB	QH	F/R
at WF	1/1	1-3-4	0.0-0	0.0-0	0	1	0	0/0
SB	0/0	0.0-0	0.0-0	0.0-0	0	0	0	0/0
at SDSU	0/0	0-0-0	0.0-0	0.0-0	0	0	0	0/0
CSU	0/0	0-0-0	0.0-0	0.0-0	0	0	0	0/0
at LSU	0/0	0-0-0	0.0-0	0.0-0	0	0	0	0/0
NEV	0/0	0-0-0	0.0-0	0.0-0	0	0	0	0/0
at AFA	0/0	0-0-0	0.0-0	0.0-0	0	0	0	0/0
BYU	0/0	0-0-0	0.0-0	0.0-0	0	0	0	0/0
at FS	0/0	0-0-0	0.0-0	0.0-0	0	0	0	0/0

WYO	0/0	0-0-0	0.0-0	0.0-0	0	0	0	0/0
BSU	1/0	0-0-0	0.0-0	0.0-0	0	0	0	0/0
at UNM	1/0	0-0-0	0.0-0	0.0-0	0	0	0	0/0
vs. KSU	1/0	1-0-1	0.0-0	0.0-0	0	0	0	0/0

2018	G/GS	U-A-T	TFL	Sack	INT	PB	QH	F/R
at MSU	1/0	0-0-0	0.0-0	0.0-0	0	0	0	0/0
NMSU	1/0	1-0-1	0.0-0	0.0-0	0	0	0	0/0
TTU	1/0	1-0-1	0.0-0	0.0-0	0	0	0	0/0
AFA	1/0	0-0-0	0.0-0	0.0-0	0	0	0	0/0
at BYU	1/0	0-0-0	0.0-0	0.0-0	0	0	0	0/0
UNLV	1/0	0-0-0	0.0-0	0.0-0	0	0	0	0/0
at WYO	1/0	0-1-1	0.0-0	0.0-0	0	0	0	0/0
UNM	1/0	0-0-0	0.0-0	0.0-0	0	0	0	0/0
at UH	1/0	1-0-1	0.0-0	0.0-0	0	0	0	0/0
SJSU	1/0	0-0-0	0.0-0	0.0-0	0	0	0	0/0
at CSU	1/0	1-0-1	0.0-0	0.0-0	0	0	0	0/0
at BSU	1/0	1-0-1	0.0-0	0.0-0	0	0	0	0/0
vs. UNT	1/1	0-0-0	0.0-0	0.0-0	0	0	0	0/0



15 - SIMON THOMPSON
 ILB • 6-1 • 215 • SO-SQ
 Salem, Oregon
 (West Salem HS)

CAREER STATS - DEFENSE

Year	G/GS	UA-AT-TT	TFL	Sack	INT	PB	FF	FR
2019	1/0	0-0-0	0.0-0	0.0-0	0-0	0	0	0
2020	0/0	0-0-0	0.0-0	0.0-0	0-0	0	0	0
2021	0/0	0-0-0	0.0-0	0.0-0	0-0	0	0	0
TOTAL	1/0	0-0-0	0.0-0	0.0-0	0-0	0	0	0

GAME-BY-GAME DEFENSE

2021	G/GS	U-A-T	TFL	Sack	INT	PB	QH	F/R
at WSU	0/0	0-0-0	0.0-0	0.0-0	0	0	0	0/0
UND	0/0	0-0-0	0.0-0	0.0-0	0	0	0	0/0
at AFA	0/0	0-0-0	0.0-0	0.0-0	0	0	0	0/0
BSU	0/0	0-0-0	0.0-0	0.0-0	0	0	0	0/0
BYU	0/0	0-0-0	0.0-0	0.0-0	0	0	0	0/0
at UNLV	0/0	0-0-0	0.0-0	0.0-0	0	0	0	0/0
CSU	0/0	0-0-0	0.0-0	0.0-0	0	0	0	0/0
UH	0/0	0-0-0	0.0-0	0.0-0	0	0	0	0/0
at NMSU	0/0	0-0-0	0.0-0	0.0-0	0	0	0	0/0
at SJSU	0/0	0-0-0	0.0-0	0.0-0	0	0	0	0/0
WYO	0/0	0-0-0	0.0-0	0.0-0	0	0	0	0/0
at UNM	0/0	0-0-0	0.0-0	0.0-0	0	0	0	0/0

2020	G/GS	U-A-T	TFL	Sack	INT	PB	QH	F/R
at BSU	0/0	0-0-0	0.0-0	0.0-0	0	0	0	0/0
SDSU	0/0	0-0-0	0.0-0	0.0-0	0	0	0	0/0
at NEV	0/0	0-0-0	0.0-0	0.0-0	0	0	0	0/0
FS	0/0	0-0-0	0.0-0	0.0-0	0	0	0	0/0
at WYO	0/0	0-0-0	0.0-0	0.0-0	0	0	0	0/0
UNM	0/0	0-0-0	0.0-0	0.0-0	0	0	0	0/0
AFA	0/0	0-0-0	0.0-0	0.0-0	0	0	0	0/0
at CSU	0/0	0-0-0	0.0-0	0.0-0	0	0	0	0/0

2019	G/GS	U-A-T	TFL	Sack	INT	PB	QH	F/R
at WF	0/0	0-0-0	0.0-0	0.0-0	0	0	0	0/0
SB	0/0	0.0-0	0.0-0	0.0-0	0	0	0	0/0
at SDSU	0/0	0-0-0	0.0-0					



15 - OTTO TIA
WR • 6-4 • 220 • FR-HS
Layton, Utah
(Northridge HS)

CAREER STATS - RECEIVING

Year	G/GS	Rec	Yds	Avg	TD	Long
2021	2/0	0	0	0.0	0	0

CAREER HIGHS - RECEIVING

NA

GAME-BY-GAME RECEIVING

2021	G/GS	Rec	Yds	Avg	TD	LG
at WSU	1/0	0	0	0.0	0	0
UND	1/0	0	0	0.0	0	0
at AFA	0/0	0	0	0.0	0	0
BSU	0/0	0	0	0.0	0	0
BYU	0/0	0	0	0.0	0	0
at UNLV	0/0	0	0	0.0	0	0
CSU	0/0	0	0	0.0	0	0
UH	0/0	0	0	0.0	0	0
at NMSU	0/0	0	0	0.0	0	0
at SJSU	0/0	0	0	0.0	0	0
WYO	0/0	0	0	0.0	0	0
UNM	0/0	0	0	0.0	0	0



16 - BRANDON BOWLING
WR • 5-9 • 185 • G-SR-TR
McKinney, Texas
(Boyd HS)
(Arkansas State)

CAREER STATS - RECEIVING

Year	G/GS	Rec	Yds	Avg	TD	Long
2017	2/0	0	0	0.0	0	0
2018	6/0	15	108	7.2	0	26
2019	13/0	28	263	9.4	2	30
2020	11/9	39	507	13.0	7	47
2021	11/5	41	555	13.5	6	54
TOTAL	43/14	124	1,433	11.6	15	54

CAREER HIGHS - RECEIVING

Receptions: 12, vs. SMU (8/31/19)
Yards: 136, vs. Air Force (9/18/21)
Long Catch: 54, vs. North Dakota (9/10/21)
TD: 2, vs. three opponents

CAREER STATS - KICKOFF RETURNS

Year	Ret	Yds	Avg	TD	LG
2017	0	0	0.0	0	0
2018	0	0	0.0	0	0
2019	6	76	12.7	0	25
2020	0	0	0.0	0	0
2021	1	45	45.0	1	45
TOTAL	7	221	31.6	1	45

CAREER HIGHS - KICKOFF RETURNS

Returns: 2, at Louisiana-Monroe (12/2/19)
Yards: 45, vs. Hawai'i (10/30/21)
TDs: 1, vs. Hawai'i (10/30/21)
Long Return: 45, vs. Hawai'i (10/30/21)

GAME-BY-GAME RECEIVING

2021	G/GS	Rec	Yds	Avg	TD	LG
at WSU	1/1	1	10	10.0	0	10
UND	1/1	6	118	19.7	1	54
at AFA	1/1	9	136	15.1	2	45
BSU	1/0	4	62	15.5	0	28
BYU	1/0	4	60	15.0	0	25
at UNLV	1/0	1	14	14.0	0	14
CSU	1/0	1	9	9.0	0	9
UH	1/0	2	11	5.5	1	14
at NMSU	1/0	4	50	12.5	0	24
at SJSU	1/1	3	25	8.3	1	17
WYO	1/0	6	60	10.0	1	14
UNM	0/0	0	0	0.0	0	0

GAME-BY-GAME KICKOFF RETURNS

2021	Ret	Yds	Avg	TD	LG
at WSU	0	0	0.0	0	0
UND	0	0	0.0	0	0
at AFA	0	0	0.0	0	0
BSU	0	0	0.0	0	0
BYU	0	0	0.0	0	0
at UNLV	0	0	0.0	0	0
CSU	0	0	0.0	0	0
UH	1	45	45.0	1	45
at NMSU	0	0	0.0	0	0
at SJSU	0	0	0.0	0	0
WYO	0	0	0.0	0	0
at UNM	0	0	0.0	0	0



17 - LUKE MARION
S • 6-0 • 190 • SO-1L
Tualatin, Oregon
(Tualatin HS)

CAREER STATS - DEFENSE

Year	G/GS	UA-AT-TT	TFL	Sack	INT	PB	FF	FR
2020	3/1	2-1-3	0.0-0	0.0-0	1-0	1	0	0
2021	0/0	0-0-0	0.0-0	0.0-0	0-0	0	0	0
TOTAL	3/1	2-1-3	0.0-0	0.0-0	1-0	1	0	0

CAREER HIGHS - DEFENSE

Tackles: 2, vs. Air Force (12/3/20)
INT: 1, vs. New Mexico (11/26/20)
PBU: 1, vs. New Mexico (11/26/20)

GAME-BY-GAME DEFENSE

2021	G/GS	U-A-T	TFL	Sack	INT	PB	QH	F/R
at WSU	0/0	0-0-0	0.0-0	0.0-0	0	0	0	0/0
UND	0/0	0-0-0	0.0-0	0.0-0	0	0	0	0/0
at AFA	0/0	0-0-0	0.0-0	0.0-0	0	0	0	0/0
BSU	0/0	0-0-0	0.0-0	0.0-0	0	0	0	0/0
BYU	0/0	0-0-0	0.0-0	0.0-0	0	0	0	0/0
at UNLV	0/0	0-0-0	0.0-0	0.0-0	0	0	0	0/0
CSU	0/0	0-0-0	0.0-0	0.0-0	0	0	0	0/0
UH	0/0	0-0-0	0.0-0	0.0-0	0	0	0	0/0
at NMSU	0/0	0-0-0	0.0-0	0.0-0	0	0	0	0/0
at SJSU	0/0	0-0-0	0.0-0	0.0-0	0	0	0	0/0
WYO	0/0	0-0-0	0.0-0	0.0-0	0	0	0	0/0
at UNM	0/0	0-0-0	0.0-0	0.0-0	0	0	0	0/0

2020	G/GS	U-A-T	TFL	Sack	INT	PB	QH	F/R
at BSU	0/0	0-0-0	0.0-0	0.0-0	0	0	0	0/0
SDSU	0/0	0-0-0	0.0-0	0.0-0	0	0	0	0/0
at NEV	0/0	0-0-0	0.0-0	0.0-0	0	0	0	0/0
FS	1/0	0-0-0	0.0-0	0.0-0	0	0	0	0/0
at WYO	0/0	0-0-0	0.0-0	0.0-0	0	0	0	0/0
UNM	1/0	1-0-1	0.0-0	0.0-0	1	1	0	0/0
AFA	1/1	1-1-2	0.0-0	0.0-0	0	0	0	0/0
at CSU	0/0	0-0-0	0.0-0	0.0-0	0	0	0	0/0



17 - JAMIE NANCE
WR • 6-1 • 155 • R-FR-TR
Blanchard, Oklahoma
(Blanchard HS)
(Nebraska)

CAREER STATS - RECEIVING

Year	G/GS	Rec	Yds	Avg	TD	Long
2019	1/0	0	0	0.0	0	0
2020	0/0	0	0	0.0	0	0
2021	9/0	0	0	0.0	0	0
TOTAL	10/0	0	0	0.0	0	0

CAREER HIGHS - RECEIVING

NA

GAME-BY-GAME RECEIVING

2021	G/GS	Rec	Yds	Avg	TD	LG
at WSU	1/0	0	0	0.0	0	0
UND	1/0	0	0	0.0	0	0
at AFA	1/0	0	0	0.0	0	0

BSU	1/0	0	0	0.0	0	0
BYU	0/0	0	0	0.0	0	0
at UNLV	0/0	0	0	0.0	0	0
CSU	1/0	0	0	0.0	0	0
UH	1/0	0	0	0.0	0	0
at NMSU	1/0	0	0	0.0	0	0
at SJSU	1/0	0	0	0.0	0	0
WYO	1/0	0	0	0.0	0	0
at UNM	0/0	0	0	0.0	0	0



19 - IKE LARSEN
S • 5-10 • 170 • FR-HS
Smithfield, Utah
(Sky View HS)

CAREER STATS - DEFENSE

Year	G/GS	UA-AT-TT	TFL	Sack	INT	PB	FF	FR
2021	1/0	0-0-0	0.0-0	0.0-0	0-0	0	0	0

GAME-BY-GAME DEFENSE

2021	G/GS	U-A-T	TFL	Sack	INT	PB	QH	F/R
at WSU	0/0	0-0-0	0.0-0	0.0-0	0	0	0	0/0
UND	0/0	0-0-0	0.0-0	0.0-0	0	0	0	0/0
at AFA	0/0	0-0-0	0.0-0	0.0-0	0	0	0	0/0
BSU	0/0	0-0-0	0.0-0	0.0-0	0	0	0	0/0
BYU	0/0	0-0-0	0.0-0	0.0-0	0	0	0	0/0
at UNLV	1/0	0-0-0	0.0-0	0.0-0	0	0	0	0/0
CSU	0/0	0-0-0	0.0-0	0.0-0	0	0	0	0/0
UH	0/0	0-0-0	0.0-0	0.0-0	0	0	0	0/0
at NMSU	0/0	0-0-0	0.0-0	0.0-0	0	0	0	0/0
at SJSU	0/0	0-0-0	0.0-0	0.0-0	0	0	0	0/0
WYO	0/0	0-0-0	0.0-0	0.0-0	0	0	0	0/0
at UNM	0/0	0-0-0	0.0-0	0.0-0	0	0	0	0/0



20 - CREW WAKELY
S • 6-0 • 190 • FR-RS
Sandy, Utah
(Jordan HS)

CAREER STATS - DEFENSE

Year	G/GS	UA-AT-TT	TFL	Sack	INT	PB	FF	FR
2021	4/0	0-0-0	0.0-0	0.0-0	0-0	0	0	0

CAREER HIGHS - DEFENSE

NA

GAME-BY-GAME DEFENSE

2021	G/GS	U-A-T	TFL	Sack	INT	PB	QH	F/R
at WSU	1/0	0-0-0	0.0-0	0.0-0	0	0	0	0/0
UND	1/0	0-0-0	0.0-0	0.0-0	0	0	0	0/0
at AFA	1/0	0-0-0	0.0-0	0.0-0	0	0	0	0/0
BSU	0/0	0-0-0	0.0-0	0.0-0	0	0	0	0/0
BYU	0/0	0-0-0	0.0-0	0.0-0	0	0	0	0/0
at UNLV	0/0	0-0-0	0.0-0	0.0-0	0	0	0	0/0
CSU	0/0	0-0-0	0.0-0	0.0-0	0	0	0	0/0
UH	1/0	0-0-0	0.0-0	0.0-0	0	0	0	0/0
at NMSU	0/0	0-0-0	0.0-0	0.0-0	0	0	0	0/0
at SJSU	0/0	0-0-0	0.0-0	0.0-0	0	0	0	0/0
WYO	0/0	0-0-0	0.0-0	0.0-0	0	0	0	0/0
at UNM	0/0	0-0-0	0.0-0	0.0-0	0	0	0	0/0



21 - ANDRE GRAYSON
CB • 5-8 • 175 • G-SR-3L
Rancho Cucamonga, California
(Etiwanda HS)

CAREER STATS - DEFENSE

Year	G/GS	UA-AT-TT	TFL	Sack	INT	PB	FF	FR
2018	12/0	1-3-4	0.0-0	0.0-0	0-0	2	0	0
2019	13/7	32-15-47	2.0-14	1.0-10	1-0	6	2	0
2020	4/3	6-4-10	0.0-0	0.0-0	0-0	0	0	0
2021	10/0	14-9-23	2.5-8	1.0-6	0-0	3	0	0
TOTAL	39/10	53-31-84	4.5-22	2.0-16	1-0	11	2	0



CAREER HIGHS - DEFENSE

Tackles: 9, vs. Nevada (10/19/19)
 Sacks: 1.0, vs. two opponents
 TFL: 2.0, vs. Nevada (10/19/19)
 INT: 1, vs. Stony Brook (9/7/19)
 PBU: 3, vs. Nevada (10/19/19)
 FF: 2, vs. Nevada (10/19/19)

GAME-BY-GAME DEFENSE

2021	G/GS	U-A-T	TFL	Sack	INT	PB	QH	F/R
at WSU	1/0	0-0-0	0.0-0	0.0-0	0	1	0	0/0
UND	1/0	1-1-2	0.0-0	0.0-0	0	0	0	0/0
at AFA	1/0	2-1-3	0.0-0	0.0-0	0	0	0	0/0
BSU	1/0	3-1-4	0.0-0	0.0-0	0	1	0	0/0
BYU	0/0	0-0-0	0.0-0	0.0-0	0	0	0	0/0
at UNLV	1/0	1-1-2	0.5-1	0.0-0	0	0	0	0/0
CSU	1/0	2-0-2	0.0-0	0.0-0	0	0	0	0/0
UH	1/0	1-2-3	1.0-0	0.0-0	0	0	0	0/0
at NMSU	1/0	1-0-1	1.0-6	1.0-6	0	1	0	0/0
at SJSU	1/0	0-2-2	0.0-0	0.0-0	0	0	0	0/0
WYO	1/0	3-1-4	0.0-0	0.0-0	0	0	0	0/0
at UNM	0/0	0-0-0	0.0-0	0.0-0	0	0	0	0/0

2020	G/GS	U-A-T	TFL	Sack	INT	PB	QH	F/R
at BSU	1/1	1-1-2	0.0-0	0.0-0	0	0	0	0/0
SDSU	1/0	0-0-0	0.0-0	0.0-0	0	0	0	0/0
at NEV	1/1	1-0-1	0.0-0	0.0-0	0	0	0	0/0
FS	1/1	4-3-7	0.0-0	0.0-0	0	0	0	0/0
at WYO	0/0	0-0-0	0.0-0	0.0-0	0	0	0	0/0
UNM	0/0	0-0-0	0.0-0	0.0-0	0	0	0	0/0
AFA	0/0	0-0-0	0.0-0	0.0-0	0	0	0	0/0
at CSU	0/0	0-0-0	0.0-0	0.0-0	0	0	0	0/0

2019	G/GS	U-A-T	TFL	Sack	INT	PB	QH	F/R
at WF	1/1	1-0-1	0.0-0	0.0-0	0	1	0	0/0
SB	1/0	2-1-3	0.0-0	0.0-0	1	0	0	0/0
at SDSU	1/0	2-0-2	0.0-0	0.0-0	0	0	0	0/0
CSU	1/1	0-2-2	0.0-0	0.0-0	0	1	0	0/0
at LSU	1/1	2-4-6	0.0-0	0.0-0	0	0	0	0/0
NEV	1/1	8-1-9	2.0-14	1.0-10	0	3	0	2/0
at AFA	1/0	3-2-5	0.0-0	0.0-0	0	0	0	0/0
BYU	1/0	2-2-4	0.0-0	0.0-0	0	0	0	0/0
at FS	1/0	2-0-2	0.0-0	0.0-0	0	0	0	0/0
WYO	1/1	1-0-1	0.0-0	0.0-0	0	1	0	0/0
BSU	1/0	2-1-3	0.0-0	0.0-0	0	0	0	0/0
at UNM	1/1	3-0-3	0.0-0	0.0-0	0	0	0	0/0
vs. KSU	1/1	5-2-7	0.0-0	0.0-0	0	0	0	0/0

2018	G/GS	U-A-T	TFL	Sack	INT	PB	QH	F/R
at MSU	0/0	0-0-0	0.0-0	0.0-0	0	0	0	0/0
NMSU	1/0	0-1-1	0.0-0	0.0-0	0	0	0	0/0
TTU	1/0	0-1-1	0.0-0	0.0-0	0	0	0	0/0
AFA	1/0	0-0-0	0.0-0	0.0-0	0	0	0	0/0
at BYU	1/0	0-0-0	0.0-0	0.0-0	0	0	0	0/0
UNLV	1/0	0-1-1	0.0-0	0.0-0	0	0	0	0/0
at WYO	1/0	0-0-0	0.0-0	0.0-0	0	0	0	0/0
UNM	1/0	1-0-1	0.0-0	0.0-0	0	0	0	0/0
at UH	1/0	0-0-0	0.0-0	0.0-0	0	2	0	0/0
SJSU	1/0	0-0-0	0.0-0	0.0-0	0	0	0	0/0
at CSU	1/0	0-0-0	0.0-0	0.0-0	0	0	0	0/0
at BSU	1/0	0-0-0	0.0-0	0.0-0	0	0	0	0/0
vs. UNT	1/0	0-0-0	0.0-0	0.0-0	0	0	0	0/0



22 - MICHAEL ANYANWU
 CB • 5-9 • 170 • JR-2L
 Covina, California
 (Charter Oak HS)

CAREER STATS - DEFENSE

Year	G/GS	UA-AT-TT	TFL	Sack	INT	PB	FF	FR
2019	5/0	1-0-1	0.0-0	0.0-0	0-0	0	0	0
2020	6/1	2-1-3	0.0-0	0.0-0	0-0	0	0	0
2021	11/7	30-8-38	1.0-2	0.0-0	0-0	1	2	1
TOTAL	22/8	33-9-42	1.0-2	0.0-0	0-0	1	2	1

CAREER HIGHS - DEFENSE

Tackles: 6, vs. two opponents
 TFL: 1.0, at New Mexico State (11/6/21)
 FF: 1, vs. two opponents
 FR: 1, at Washington State (9/4/21)
 PBU: 1, at UNLV (10/16/21)

GAME-BY-GAME DEFENSE

2021	G/GS	U-A-T	TFL	Sack	INT	PB	QH	F/R
at WSU	1/0	4-0-4	0.0-0	0.0-0	0	0	0	1/1
UND	1/0	2-0-2	0.0-0	0.0-0	0	0	0	0/0
at AFA	1/0	2-0-2	0.0-0	0.0-0	0	0	0	0/0
BSU	1/0	1-0-1	0.0-0	0.0-0	0	0	0	0/0
BYU	1/1	5-1-6	0.0-0	0.0-0	0	0	0	0/0
at UNLV	1/1	1-0-1	0.0-0	0.0-0	0	1	0	0/0
CSU	1/1	3-2-5	0.0-0	0.0-0	0	0	0	1/0
UH	1/1	4-1-5	0.0-0	0.0-0	0	0	0	0/0
at NMSU	1/1	4-1-5	1.0-2	0.0-0	0	0	0	0/0
at SJSU	1/1	3-3-6	0.0-0	0.0-0	0	0	0	0/0
WYO	1/1	1-0-1	0.0-0	0.0-0	0	0	0	0/0
at UNM	0/0	0-0-0	0.0-0	0.0-0	0	0	0	0/0

2020	G/GS	U-A-T	TFL	Sack	INT	PB	QH	F/R
at BSU	1/0	0-0-0	0.0-0	0.0-0	0	0	0	0/0
SDSU	1/0	0-0-0	0.0-0	0.0-0	0	0	0	0/0
at NEV	1/0	0-1-1	0.0-0	0.0-0	0	0	0	0/0
FS	1/0	0-0-0	0.0-0	0.0-0	0	0	0	0/0
at WYO	0/0	0-0-0	0.0-0	0.0-0	0	0	0	0/0
UNM	1/1	2-0-2	0.0-0	0.0-0	0	0	0	0/0
AFA	1/0	0-0-0	0.0-0	0.0-0	0	0	0	0/0
at CSU	0/0	0-0-0	0.0-0	0.0-0	0	0	0	0/0

2019	G/GS	U-A-T	TFL	Sack	INT	PB	QH	F/R
at WF	1/0	0-0-0	0.0-0	0.0-0	0	0	0	0/0
SB	1/0	0-0-0	0.0-0	0.0-0	0	0	0	0/0
at SDSU	1/0	1-0-1	0.0-0	0.0-0	0	0	0	0/0
CSU	1/0	0-0-0	0.0-0	0.0-0	0	0	0	0/0
at LSU	1/0	0-0-0	0.0-0	0.0-0	0	0	0	0/0
NEV	0/0	0-0-0	0.0-0	0.0-0	0	0	0	0/0
at AFA	0/0	0-0-0	0.0-0	0.0-0	0	0	0	0/0
BYU	0/0	0-0-0	0.0-0	0.0-0	0	0	0	0/0
at FS	0/0	0-0-0	0.0-0	0.0-0	0	0	0	0/0
WYO	0/0	0-0-0	0.0-0	0.0-0	0	0	0	0/0
BSU	0/0	0-0-0	0.0-0	0.0-0	0	0	0	0/0
at UNM	0/0	0-0-0	0.0-0	0.0-0	0	0	0	0/0
vs. KSU	0/0	0-0-0	0.0-0	0.0-0	0	0	0	0/0



23 - DOMINIC TATUM
 S • 6-2 • 175 • JR-2L
 Culver City, California
 (Culver City HS)

CAREER STATS - DEFENSE

Year	G/GS	UA-AT-TT	TFL	Sack	INT	PB	FF	FR
2019	5/0	3-0-3	0.0-0	0.0-0	0-0	2	0	0
2020	6/2	13-6-19	0.5-2	0.0-0	0-0	2	0	0
2021	3/3	7-14-21	0.5-2	0.0-0	0-0	2	0	0
TOTAL	14/5	23-20-43	1.0-4	0.0-0	0-0	6	0	0

CAREER HIGHS - DEFENSE

Tackles: 8, vs. two opponents
 TFL: 0.5, vs. two opponents
 PBU: 1, vs. six opponents

GAME-BY-GAME DEFENSE

2021	G/GS	U-A-T	TFL	Sack	INT	PB	QH	F/R
at WSU	1/1	2-5-7	0.0-0	0.0-0	0	1	0	0/0
UND	1/1	3-3-6	0.0-0	0.0-0	0	1	0	0/0
at AFA	1/1	2-6-8	0.0-0	0.0-0	0	0	0	0/0
BSU	0/0	0-0-0	0.0-0	0.0-0	0	0	0	0/0
BYU	0/0	0-0-0	0.0-0	0.0-0	0	0	0	0/0
at UNLV	0/0	0-0-0	0.0-0	0.0-0	0	0	0	0/0
CSU	0/0	0-0-0	0.0-0	0.0-0	0	0	0	0/0
UH	0/0	0-0-0	0.0-0	0.0-0	0	0	0	0/0
at NMSU	0/0	0-0-0	0.0-0	0.0-0	0	0	0	0/0
at SJSU	0/0	0-0-0	0.0-0	0.0-0	0	0	0	0/0

WYO	0/0	0-0-0	0.0-0	0.0-0	0	0	0	0/0
at UNM	0/0	0-0-0	0.0-0	0.0-0	0	0	0	0/0

2020	G/GS	U-A-T	TFL	Sack	INT	PB	QH	F/R
at BSU	1/0	0-0-0	0.0-0	0.0-0	0	0	0	0/0
SDSU	1/0	0-0-0	0.0-0	0.0-0	0	0	0	0/0
at NEV	1/0	0-0-0	0.0-0	0.0-0	0	0	0	0/0
FS	1/1	6-2-8	0.5-2	0.0-0	0	1	0	0/0
at WYO	0/0	0-0-0	0.0-0	0.0-0	0	0	0	0/0
UNM	1/1	4-1-5	0.0-0	0.0-0	0	1	0	0/0
AFA	1/0	2-3-5	0.0-0	0.0-0	0	0	0	0/0
at CSU	0/0	0-0-0	0.0-0	0.0-0	0	0	0	0/0

2019	G/GS	U-A-T	TFL	Sack	INT	PB	QH	F/R
at WF	0/0	0-0-0	0.0-0	0.0-0	0	0	0	0/0
SB	1/0	2-0-2	0.0-0	0.0-0	0	1	0	0/0
at SDSU	0/0	0-0-0	0.0-0	0.0-0	0	0	0	0/0
CSU	0/0	0-0-0	0.0-0	0.0-0	0	0	0	0/0
at LSU	0/0	0-0-0	0.0-0	0.0-0	0	0	0	0/0
NEV	1/0	0-0-0	0.0-0	0.0-0	0	1	0	0/0
at AFA	1/0	1-0-1	0.0-0	0.0-0	0	0	0	0/0
BYU	0/0	0-0-0	0.0-0	0.0-0	0	0	0	0/0
at FS	1/0	0-0-0	0.0-0	0.0-0	0	0	0	0/0
WYO	0/0	0-0-0	0.0-0	0.0-0	0	0	0	0/0
BSU	1/0	0-0-0	0.0-0	0.0-0	0	0	0	0/0
at UNM	0/0	0-0-0	0.0-0	0.0-0	0	0	0	0/0
vs. KSU	0/0	0-0-0	0.0-0	0.0-0	0	0	0	0/0



24 - QUINTON HADNOT
 WR • 6-0 • 190 • SO-SQ
 San Marcos, California
 (Mission Hills HS)

CAREER STATS - RECEIVING

Year	G/GS	Rec	Yds	Avg	TD	Long
2020	2/0	1	2	2.0	0	2
2021	0/0	0	0	0.0	0	0
TOTAL	2/0	1	<			



25 - JARROD GREEN

S • 5-11 • 185 • SR-3L
Elk Grove, California
(Cosumnes Oaks HS)

CAREER STATS - DEFENSE

Year	G/GS	UA-AT-TT	TFL	Sack	INT	PB	FF	FR
2018	11/0	1-3-4	0.0-0	0.0-0	0-0	0	0	0
2019	13/0	1-1-2	0.0-0	0.0-0	0-0	0	0	0
2020	4/1	4-2-6	0.0-0	0.0-0	0-0	0	0	0
2021	4/0	0-0-0	0.0-0	0.0-0	0-0	0	0	0
TOTAL	32/1	6-6-12	0.0-0	0.0-0	0-0	0	0	0

CAREER HIGHS - DEFENSE

Tackles: 6, at Boise State (10/24/20)

GAME-BY-GAME DEFENSE

2021	G/GS	U-A-T	TFL	Sack	INT	PB	QH	F/R
at WSU	0/0	0-0-0	0.0-0	0.0-0	0	0	0	0/0
UND	1/0	0-0-0	0.0-0	0.0-0	0	0	0	0/0
at AFA	0/0	0-0-0	0.0-0	0.0-0	0	0	0	0/0
BSU	1/0	0-0-0	0.0-0	0.0-0	0	0	0	0/0
BYU	1/0	0-0-0	0.0-0	0.0-0	0	0	0	0/0
at UNLV	0/0	0-0-0	0.0-0	0.0-0	0	0	0	0/0
CSU	0/0	0-0-0	0.0-0	0.0-0	0	0	0	0/0
UH	0/0	0-0-0	0.0-0	0.0-0	0	0	0	0/0
at NMSU	1/0	0-0-0	0.0-0	0.0-0	0	0	0	0/0
at SJSU	0/0	0-0-0	0.0-0	0.0-0	0	0	0	0/0
WYO	0/0	0-0-0	0.0-0	0.0-0	0	0	0	0/0
at UNM	0/0	0-0-0	0.0-0	0.0-0	0	0	0	0/0
2020	G/GS	U-A-T	TFL	Sack	INT	PB	QH	F/R
at BSU	1/1	4-2-6	0.0-0	0.0-0	0	0	0	0/0
SDSU	1/0	0-0-0	0.0-0	0.0-0	0	0	0	0/0
at NEV	1/0	0-0-0	0.0-0	0.0-0	0	0	0	0/0
FS	1/0	0-0-0	0.0-0	0.0-0	0	0	0	0/0
at WYO	0/0	0-0-0	0.0-0	0.0-0	0	0	0	0/0
UNM	0/0	0-0-0	0.0-0	0.0-0	0	0	0	0/0
AFA	0/0	0-0-0	0.0-0	0.0-0	0	0	0	0/0
at CSU	0/0	0-0-0	0.0-0	0.0-0	0	0	0	0/0
2019	G/GS	U-A-T	TFL	Sack	INT	PB	QH	F/R
at WF	1/0	1-0-1	0.0-0	0.0-0	0	0	0	0/0
SB	1/0	0-0-0	0.0-0	0.0-0	0	0	0	0/0
at SDSU	1/0	0-0-0	0.0-0	0.0-0	0	0	0	0/0
CSU	1/0	0-0-0	0.0-0	0.0-0	0	0	0	0/0
at LSU	1/0	0-0-0	0.0-0	0.0-0	0	0	0	0/0
NEV	1/0	0-0-0	0.0-0	0.0-0	0	0	0	0/0
at AFA	1/0	0-0-0	0.0-0	0.0-0	0	0	0	0/0
BYU	1/0	0-0-0	0.0-0	0.0-0	0	0	0	0/0
at FS	1/0	0-0-0	0.0-0	0.0-0	0	0	0	0/0
WYO	1/0	0-1-1	0.0-0	0.0-0	0	0	0	0/0
BSU	1/0	0-0-0	0.0-0	0.0-0	0	0	0	0/0
at UNM	1/0	0-0-0	0.0-0	0.0-0	0	0	0	0/0
vs. KSU	1/0	0-0-0	0.0-0	0.0-0	0	0	0	0/0
2018	G/GS	U-A-T	TFL	Sack	INT	PB	QH	F/R
at MSU	1/0	0-0-0	0.0-0	0.0-0	0	1	0	0/0
NMSU	1/0	0-2-2	0.0-0	0.0-0	0	0	0	0/0
TTU	1/0	0-1-1	0.0-0	0.0-0	0	0	0	0/0
AFA	1/0	0-0-0	0.0-0	0.0-0	0	0	0	0/0
at BYU	1/0	0-0-0	0.0-0	0.0-0	0	0	0	0/0
UNLV	1/0	0-0-0	0.0-0	0.0-0	0	0	0	0/0
at WYO	0/0	0-0-0	0.0-0	0.0-0	0	0	0	0/0
UNM	1/0	0-0-0	0.0-0	0.0-0	0	0	0	0/0
at UH	1/0	1-0-1	0.0-0	0.0-0	0	0	0	0/0
SJSU	1/0	0-0-0	0.0-0	0.0-0	0	0	0	0/0
at CSU	1/0	0-0-0	0.0-0	0.0-0	0	0	0	0/0
at BSU	0/0	0-0-0	0.0-0	0.0-0	0	0	0	0/0
vs. UNT	1/0	0-0-0	0.0-0	0.0-0	0	0	0	0/0



26 - MONTE MCGARY

S • 6-0 • 185 • JR-TR
Omaha, Nebraska
(Omaha South HS)
(Troy)

CAREER STATS - DEFENSE

Year	G/GS	UA-AT-TT	TFL	Sack	INT	PB	FF	FR
2019	0/0	0-0-0	0.0-0	0.0-0	0-0	0	0	0
2020	0/0	0-0-0	0.0-0	0.0-0	0-0	0	0	0
2021	11/3	12-10-22	0.5-0	0.0-0	1-13	3	0	1
TOTAL	11/3	12-10-22	0.5-0	0.0-0	1-13	3	0	1

CAREER HIGHS - DEFENSE

Tackles: 4, vs. two opponents
TFLs: 0.5, at UNLV (10/16/21)
INTs: 1, vs. Hawai'i (10/30/21)
PBU: 1, vs. three opponents
FR: 1, at Air Force (9/18/21)

GAME-BY-GAME DEFENSE

2021	G/GS	U-A-T	TFL	Sack	INT	PB	QH	F/R
at WSU	1/0	0-1-1	0.0-0	0.0-0	0	0	0	0/0
UND	1/0	2-1-3	0.0-0	0.0-0	0	0	0	0/0
at AFA	1/0	1-0-1	0.0-0	0.0-0	0	0	0	0/1
BSU	1/0	3-1-4	0.0-0	0.0-0	0	1	0	0/0
BYU	1/0	1-1-2	0.0-0	0.0-0	0	0	0	0/0
at UNLV	1/0	1-1-2	0.5-0	0.0-0	0	0	0	0/0
CSU	1/0	0-2-2	0.0-0	0.0-0	0	1	0	0/0
UH	1/1	0-1-1	0.0-0	0.0-0	1	1	0	0/0
at NMSU	1/0	3-1-4	0.0-0	0.0-0	0	0	0	0/0
at SJSU	1/0	1-1-2	0.0-0	0.0-0	0	0	0	0/0
WYO	1/0	0-0-0	0.0-0	0.0-0	0	0	0	0/0
at UNM	0/0	0-0-0	0.0-0	0.0-0	0	0	0	0/0



27 - HUNTER REYNOLDS

S • 6-0 • 200 • G-JR-TR
South Orange, New Jersey
(Choate Rosemary Hall)
(Michigan)

CAREER STATS - DEFENSE

Year	G/GS	UA-AT-TT	TFL	Sack	INT	PB	FF	FR
2018	2/0	1-0-1	0.0-0	0.0-0	0-0	0	0	0
2019	12/0	2-3-5	1.0-3	0.0-0	0-0	0	0	0
2020	6/0	9-7-16	1.0-3	0.0-0	0-0	0	0	0
2021	11/9	37-29-66	2.5-11	1.0-7	0-0	1	0	0
TOTAL	31/9	49-40-89	4.5-17	1.0-7	0-0	1	0	0

CAREER HIGHS - DEFENSE

Tackles: 11, vs. Penn State (11/28/20)
TFL: 1.0, vs. four opponents
Sacks: 1.0, at UNLV (10/16/21)

GAME-BY-GAME DEFENSE

2021	G/GS	U-A-T	TFL	Sack	INT	PB	QH	F/R
at WSU	1/0	1-0-1	0.0-0	0.0-0	0	0	0	0/0
UND	1/1	5-4-9	0.5-0	0.0-0	0	0	0	0/0
at AFA	1/1	2-1-3	0.0-0	0.0-0	0	0	0	0/0
BSU	1/1	2-1-3	0.0-0	0.0-0	0	0	0	0/0
BYU	1/0	5-4-9	1.0-4	0.0-0	0	1	0	0/0
at UNLV	1/1	4-3-7	1.0-7	1.0-7	0	0	0	0/0
CSU	1/1	3-3-6	0.0-0	0.0-0	0	0	0	0/0
UH	1/1	3-2-5	0.0-0	0.0-0	0	0	0	0/0
at NMSU	1/1	5-3-8	0.0-0	0.0-0	0	0	0	0/0
at SJSU	1/1	4-2-6	0.0-0	0.0-0	0	0	0	0/0
WYO	1/1	3-7-10	0.0-0	0.0-0	0	0	0	0/0
at UNM	0/0	0-0-0	0.0-0	0.0-0	0	0	0	0/0



29 - PAILATE MAKAKONA

RB • 5-10 • 220 • JR-1L
West Valley City, Utah
(Hunter HS)
(Colorado Mesa)

CAREER STATS - RUSHING

Year	G/GS	Rush	Yds	Avg	TD	Long
2020	6/0	10	47	4.7	0	15
2021	11/0	42	101	2.4	0	14
TOTAL	17/0	52	148	2.8	0	15

CAREER HIGHS - RUSHING

Rushes: 15, vs. Hawai'i (10/30/21)
Yards: 35, at San José State (11/13/21)
Long Rush: 15, vs. New Mexico (11/26/20)

CAREER STATS - RECEIVING

Year	Rec	Yds	Avg	TD	Long
2020	2	12	6.0	0	9
2021	1	10	10.0	0	10
TOTAL	3	22	7.3	0	10

CAREER HIGHS - RECEIVING

Receptions: 2, at Nevada (11/5/20)
Yards: 12, at Nevada (11/5/20)
Long Catch: 10, vs. Hawai'i (10/30/21)

CAREER STATS - KICKOFF RETURNS

Year	Ret	Yds	Avg	TD	LG
2020	1	0	0.0	0	0
2021	0	0	0.0	0	0
TOTAL	1	0	0.0	0	0

CAREER HIGHS - KICKOFF RETURNS

Returns: 1, vs. New Mexico (11/26/20)


GAME-BY-GAME RUSHING

2021	G/GS	Att	Yds	Avg	TD	LG
at WSU	1/0	0	0	0.0	0	0
UND	1/0	0	0	0.0	0	0
at AFA	1/0	3	5	1.7	0	3
BSU	1/0	1	4	4.0	0	4
BYU	1/0	2	-14	-7.0	0	0
at UNLV	1/0	6	20	3.3	0	11
CSU	1/0	6	29	4.8	0	13
UH	1/0	15	22	1.5	0	10
at NMSU	1/0	0	0	0.0	0	0
at SJSU	1/0	9	37	3.9	0	14
WYO	1/0	0	0	0.0	0	0
at UNM	0/0	0	0	0.0	0	0
2020	G/GS	Att	Yds	Avg	TD	LG
at BSU	1/0	0	0	0.0	0	0
SDSU	1/0	0	0	0.0	0	0
at NEV	1/0	3	15	5.0	0	9
FS	1/0	1	-1	-1.0	0	0
at WYO	0/0	0	0	0.0	0	0
UNM	1/0	2	18	9.0	0	15
AFA	1/0	4	15	3.8	0	5
at CSU	0/0	0	0	0.0	0	0

GAME-BY-GAME RECEIVING

2021	Rec	Yds	Avg	TD	LG
at WSU	0	0	0.0	0	0
UND	0	0	0.0	0	0
at AFA	0	0	0.0	0	0
BSU	0	0	0.0	0	0
BYU	0	0			

2020	Rec	Yds	Avg	TD	LG
at BSU	0	0	0.0	0	0
SDSU	0	0	0.0	0	0
at NEV	2	12	6.0	0	9
FS	0	0	0.0	0	0
at WYO	0	0	0.0	0	0
UNM	0	0	0.0	0	0
AFA	0	0	0.0	0	0
at CSU	0	0	0.0	0	0



30 - PATRICK MADDOX
OLB • 5-10 • 205 • JR-1L
 Portland, Oregon
 (Westview HS)
 (Linfield College)

CAREER STATS - DEFENSE

Year	G/GS	UA-AT-TT	TFL	Sack	INT	PB	FF	FR
2020	4/0	0-0-0	0.0-0	0.0-0	0-0	0	0	0
2021	6/0	0-1-1	0.5-1	0.0-0	0-0	0	0	0
TOTAL	10/0	0-1-1	0.5-1	0.0-0	0-0	0	0	0


CAREER HIGHS - DEFENSE

Tackles: 1, vs. Boise State (9/25/21)
 TFL: 0.5, vs. Boise State (9/25/21)

GAME-BY-GAME DEFENSE

2021	G/GS	U-A-T	TFL	Sack	INT	PB	QH	F/R
at WSU	1/0	0-0-0	0.0-0	0.0-0	0	0	0	0/0
UND	1/0	0-0-0	0.0-0	0.0-0	0	0	0	0/0
at AFA	1/0	0-0-0	0.0-0	0.0-0	0	0	0	0/0
BSU	1/0	0-1-1	0.5-1	0.0-0	0	0	0	0/0
BYU	1/0	0-0-0	0.0-0	0.0-0	0	0	0	0/0
at UNLV	1/0	0-0-0	0.0-0	0.0-0	0	0	0	0/0
CSU	0/0	0-0-0	0.0-0	0.0-0	0	0	0	0/0
UH	0/0	0-0-0	0.0-0	0.0-0	0	0	0	0/0
at NMSU	0/0	0-0-0	0.0-0	0.0-0	0	0	0	0/0
at SJSU	0/0	0-0-0	0.0-0	0.0-0	0	0	0	0/0
WYO	0/0	0-0-0	0.0-0	0.0-0	0	0	0	0/0
at UNM	0/0	0-0-0	0.0-0	0.0-0	0	0	0	0/0

2020	G/GS	U-A-T	TFL	Sack	INT	PB	QH	F/R
at BSU	1/0	0-0-0	0.0-0	0.0-0	0	0	0	0/0
SDSU	1/0	0-0-0	0.0-0	0.0-0	0	0	0	0/0
at NEV	1/0	0-0-0	0.0-0	0.0-0	0	0	0	0/0
FS	1/0	0-0-0	0.0-0	0.0-0	0	0	0	0/0
at WYO	0/0	0-0-0	0.0-0	0.0-0	0	0	0	0/0
UNM	0/0	0-0-0	0.0-0	0.0-0	0	0	0	0/0
AFA	0/0	0-0-0	0.0-0	0.0-0	0	0	0	0/0
at CSU	0/0	0-0-0	0.0-0	0.0-0	0	0	0	0/0



31 - COOPER JONES
RB • 5-6 • 170 • JR-SQ
 Elko, Nevada
 (Elko HS)
 (Butte CC)

CAREER STATS - RUSHING

Year	G/GS	Rush	Yds	Avg	TD	Long
2020	1/0	0	0	0.0	0	0
2021	5/0	0	0	0.0	0	0
TOTAL	6/0	0	0	0.0	0	0

GAME-BY-GAME RUSHING

2021	G/GS	Att	Yds	Avg	TD	LG
at WSU	0/0	0	0	0.0	0	0
UND	0/0	0	0	0.0	0	0
at AFA	0/0	0	0	0.0	0	0
BSU	0/0	0	0	0.0	0	0
BYU	0/0	0	0	0.0	0	0
at UNLV	0/0	0	0	0.0	0	0
CSU	1/0	0	0	0.0	0	0
UH	1/0	0	0	0.0	0	0
at NMSU	1/0	0	0	0.0	0	0
at SJSU	1/0	0	0	0.0	0	0
WYO	1/0	0	0	0.0	0	0
at UNM	0/0	0	0	0.0	0	0

2020	G/GS	Att	Yds	Avg	TD	LG
at BSU	0/0	0	0	0.0	0	0
SDSU	0/0	0	0	0.0	0	0
at NEV	0/0	0	0	0.0	0	0
FS	0/0	0	0	0.0	0	0
at WYO	0/0	0	0	0.0	0	0
UNM	0/0	0	0	0.0	0	0
AFA	1/0	0	0	0.0	0	0
at CSU	0/0	0	0	0.0	0	0



32 - REECE JARVIS
WR • 5-9 • 180 • SO-TR
 Columbia, Missouri
 (Rockbridge HS)
 (Arkansas State)

CAREER STATS - RECEIVING

Year	G/GS	Rec	Yds	Avg	TD	Long
2021	5/0	0	0	0.0	0	0

GAME-BY-GAME RECEIVING

2021	G/GS	Rec	Yds	Avg	TD	LG
at WSU	0/0	0	0	0.0	0	0
UND	0/0	0	0	0.0	0	0
at AFA	0/0	0	0	0.0	0	0
BSU	0/0	0	0	0.0	0	0
BYU	1/0	0	0	0.0	0	0
at UNLV	1/0	0	0	0.0	0	0
CSU	1/0	0	0	0.0	0	0
UH	0/0	0	0	0.0	0	0
at NMSU	1/0	0	0	0.0	0	0
at SJSU	0/0	0	0	0.0	0	0
WYO	1/0	0	0	0.0	0	0
at UNM	0/0	0	0	0.0	0	0



33 - KEVIN MEITZENHEIMER
ILB • 6-0 • 245 • SR-4L
 Moreno Valley, California
 (Moreno Valley HS)

CAREER STATS - DEFENSE

Year	G/GS	UA-AT-TT	TFL	Sack	INT	PB	FF	FR
2017	10/0	8-11-19	0.0-0	0.0-0	0-0	0	0	0
2018	9/0	8-5-13	2.0-3	0.0-0	1-0	0	0	0
2019	13/13	45-44-89	2.5-7	0.0-0	1-4	1	1	0
2020	5/5	13-24-37	3.5-5	0.5-1	0-0	0	0	0
2021	11/2	9-11-20	3.0-3	0.0-0	0-0	0	0	0
TOTAL	48/20	84-94-178	11.0-18	0.5-1	2-4	1	1	0

CAREER HIGHS - DEFENSE

Tackles: 13, at LSU (10/5/19)
 Sacks: 0.5, at Boise State (10/24/20)
 TFL: 2.0, vs. BYU (10/1/21)
 INT: 1, two times
 PBU: 1, vs. Stony Brook (9/7/19)
 FF: 1, at LSU (10/5/19)
 QBH: 1, vs. two opponents

GAME-BY-GAME DEFENSE

2021	G/GS	U-A-T	TFL	Sack	INT	PB	QH	F/R
at WSU	1/0	0-1-1	0.0-0	0.0-0	0	0	0	0/0
UND	1/0	2-2-4	0.0-0	0.0-0	0	0	0	0/0
at AFA	1/1	1-1-2	0.0-0	0.0-0	0	0	0	0/0
BSU	1/0	1-1-2	0.0-0	0.0-0	0	0	0	0/0
BYU	1/1	1-3-4	2.0-2	0.0-0	0	0	0	0/0
at UNLV	1/0	1-0-1	0.0-0	0.0-0	0	0	0	0/0
CSU	1/0	3-0-3	0.0-0	0.0-0	0	0	0	0/0
UH	1/0	1-0-1	1.0-1	0.0-0	0	0	1	0/0
at NMSU	1/0	0-1-1	0.0-0	0.0-0	0	0	0	0/0
at SJSU	1/0	0-0-0	0.0-0	0.0-0	0	0	0	0/0
WYO	1/0	0-1-1	0.0-0	0.0-0	0	0	0	0/0
at UNM	0/0	0-0-0	0.0-0	0.0-0	0	0	0	0/0

2020	G/GS	U-A-T	TFL	Sack	INT	PB	QH	F/R
at BSU	1/1	5-3-8	1.5-2	0.5-1	0	0	0	0/0
SDSU	1/1	1-5-6	0.0-0	0.0-0	0	0	0	0/0
at NEV	1/1	3-2-5	1.5-3	0.0-0	0	0	0	0/0

FS	1/1	3-5-8	0.5-0	0.0-0	0	0	0	0/0
at WYO	0/0	0-0-0	0.0-0	0.0-0	0	0	0	0/0
UNM	0/0	0-0-0	0.0-0	0.0-0	0	0	0	0/0
AFA	1/1	1-9-10	0.0-0	0.0-0	0	0	0	0/0
at CSU	0/0	0-0-0	0.0-0	0.0-0	0	0	0	0/0

2019	G/GS	U-A-T	TFL	Sack	INT	PB	QH	F/R
at WF	1/1	7-2-9	0.0-0	0.0-0	0	0	0	0/0
SB	1/1	1-2-3	0.0-0	0.0-0	0	1	0	0/0
at SDSU	1/1	4-5-9	1.0-1	0.0-0	0	0	0	0/0
CSU	1/1	0-2-2	0.0-0	0.0-0	0	0	0	0/0
at LSU	1/1	12-1-13	0.0-0	0.0-0	0	0	0	1/0
NEV	1/1	2-2-4	0.0-0	0.0-0	1	0	0	0/0
at AFA	1/1	4-3-7	0.0-0	0.0-0	0	0	0	0/0
BYU	1/1	0-6-6	0.0-0	0.0-0	0	0	0	0/0
at FS	1/1	4-0-4	0.0-0	0.0-0	0	0	0	0/0
WYO	1/1	5-7-12	1.5-6	0.0-0	0	0	0	0/0
BSU	1/1	2-7-9	0.0-0	0.0-0	0	0	0	0/0
at UNM	1/1	4-2-6	0.0-0	0.0-0	0	0	0	0/0
vs. KSU	1/1	1-4-5	0.0-0	0.0-0	0	0	0	0/0

2018	G/GS	U-A-T	TFL	Sack	INT	PB	QH	F/R
at MSU	0/0	0-0-0	0.0-0	0.0-0	0	0	0	0/0
NMSU	0/0	0-0-0	0.0-0	0.0-0	0	0	0	0/0
TTU	0/0	0-0-0	0.0-0	0.0-0	0	0	0	0/0
AFA	0/0	0-0-0	0.0-0	0.0-0	0	0	0	0/0
at BYU	1/0	1-0-1	0.0-0	0.0-0	0	0	0	0/0
UNLV	1/0	0-1-1	0.0-0	0.0-0	0	0	1	0/0
at WYO	1/0	1-0-1	0.0-0	0.0-0	0	0	0	0/0
UNM	1/0	1-1-2	0.0-0	0.0-0	1	0	0	0/0
at UH	1/0	0-1-1	0.0-0	0.0-0	0	0	0	0/0
SJSU	1/0	4-0-4	1.0-1	0.0-0	0	0	0	0/0
at CSU	1/0	0-0-0	0.0-0	0.0-0	0	0	0	0/0
at BSU	1/0	0-0-0	0.0-0	0.0-0	0	0	0	0/0
vs. UNT	1/0	1-2-3	1.0-2	0.0-0	0	0	0	0/0

2017	G/GS	U-A-T	TFL	Sack	INT	PB	QH	F/R
at WIS	1/0	0-0-0	0.0-0	0.0-0	0	0	0	0/0
ISU	1/0	0-0-0	0.0-0	0.0-0	0	0	0	0/0
at WF	0/0	0-0-0	0.0-0	0.0-0	0	0	0	0/0
at SJSU	0/0	0-0-0	0.0-0	0.0-0	0	0	0	0/0
BYU	0/0	0-0-0	0.0-0	0.0-0	0	0	0	0/0
CSU	1/0	0-0-0	0.0-0	0.0-0	0	0	0	0/0
WYO	1/0	0-0-0	0.0-0	0.0-0	0	0	0	0/0
at UNLV	1/0	0-1-1	0.0-0	0.0-0	0	0	0	0/0
BSU	1/0	0-3-3	0.0-0	0.0-0	0	0	0	0/0
at UNM	1/0	5-2-7	0.0-0	0.0-0	0	0	0	0/0
UH	1/0	0-4-4	0.0-0	0.0-0	0	0	0	0/0
at AFA	1/0	2-1-3	0.0-0	0.0-0	0	0	0	0/0
vs NMSU	1/0	1-0-1	0.0-0	0.0-0	0	0	0	0/0



GAME-BY-GAME RUSHING

2021	G/GS	Att	Yds	Avg	TD	LG
at WSU	1/0	10	19	1.9	0	6
UND	1/0	10	45	4.5	0	18
at AFA	1/0	0	0	0.0	0	0
BSU	1/0	4	48	12.0	0	35
BYU	1/0	6	17	2.8	0	5
at UNLV	1/0	7	37	5.3	1	17
CSU	1/1	26	97	3.7	0	18
UH	1/1	23	111	4.8	1	36
at NMSU	1/1	16	57	3.6	1	8
at SJSU	1/0	10	41	4.1	1	12
WYO	1/0	6	45	7.5	0	12
at UNM	0/0	0	0	0.0	0	0
2020						
at BSU	1/0	6	15	2.5	0	5
SDSU	1/0	7	16	2.3	0	16
at NEV	1/0	0	0	0.0	0	0
FS	1/0	0	0	0.0	0	0
at WYO	0/0	0	0	0.0	0	0
UNM	1/0	8	20	2.5	0	7
AFA	1/1	10	30	3.0	0	8
at CSU	0/0	0	0	0.0	0	0

GAME-BY-GAME RECEIVING

2021	Rec	Yds	Avg	TD	LG
at WSU	0	0	0.0	0	0
UND	0	0	0.0	0	0
at AFA	0	0	0.0	0	0
BSU	0	0	0.0	0	0
BYU	1	8	8.0	0	8
at UNLV	0	0	0.0	0	0
CSU	3	14	4.7	0	8
UH	0	0	0.0	0	0
at NMSU	1	18	18.0	0	18
at SJSU	2	12	6.0	0	9
WYO	0	0	0.0	0	0
at UNM	0	0	0.0	0	0
2020					
at BSU	0	0	0.0	0	0
SDSU	0	0	0.0	0	0
at NEV	0	0	0.0	0	0
FS	0	0	0.0	0	0
at WYO	0	0	0.0	0	0
UNM	0	0	0.0	0	0
AFA	3	15	5.0	0	9
at CSU	0	0	0.0	0	0



39 - JADEN SMITH
CB • 5-10 • 175 • R-SO-TR
Richmond, Texas
(Foster HS)
(Incarnate Word)

CAREER STATS - DEFENSE

Year	G/GS	UA-AT-TT	TFL	Sack	INT	PB	QH	FF	FR
2020	11/1	8-2-10	1.0-2	0.0-0	0-0	1	0	0	0
2021	9/0	2-0-2	0.0-0	0.0-0	0-0	0	0	0	0
TOTAL	20/1	10-2-12	1.0-2	0.0-0	0-0	1	0	0	0

CAREER HIGHS - DEFENSE

Tackles: 4, at Sam Houston St. (9/21/19)
TFL: 1.0, at Sam Houston St. (9/21/19)
PBU: 1, at UTSA (8/31/19)

GAME-BY-GAME DEFENSE

2021	G/GS	U-A-T	TFL	Sack	INT	PB	QH	F/R
at WSU	0/0	0-0-0	0.0-0	0.0-0	0	0	0	0/0
UND	1/0	0-0-0	0.0-0	0.0-0	0	0	0	0/0
at AFA	0/0	0-0-0	0.0-0	0.0-0	0	0	0	0/0
BSU	1/0	0-0-0	0.0-0	0.0-0	0	0	0	0/0
BYU	1/0	2-0-2	0.0-0	0.0-0	0	0	0	0/0
at UNLV	1/0	0-0-0	0.0-0	0.0-0	0	0	0	0/0
CSU	1/0	0-0-0	0.0-0	0.0-0	0	0	0	0/0
UH	1/0	0-0-0	0.0-0	0.0-0	0	0	0	0/0

at NMSU	1/0	0-0-0	0.0-0	0.0-0	0	0	0	0/0
at SJSU	1/0	0-0-0	0.0-0	0.0-0	0	0	0	0/0
WYO	1/0	0-0-0	0.0-0	0.0-0	0	0	0	0/0
at UNM	0/0	0-0-0	0.0-0	0.0-0	0	0	0	0/0



42 - NICK HENINGER
DE • 6-2 • 235 • G-SR-2L
South Jordan, Utah
(Bingham HS)
(Utah)

CAREER STATS - DEFENSE

Year	G/GS	UA-AT-TT	TFL	Sack	INT	PB	FF	FR
2017	13/0	4-7-11	1.0-2	0.0-0	0-0	0	0	2
2018	11/0	1-1-2	1.0-1	1.0-1	0-0	2	0	1
2019	13/0	20-12-32	9.5-39	5.0-28	0-0	2	1	2
2020	6/5	15-27-42	7.0-32	3.0-27	0-0	0	3	0
2021	11/11	21-35-56	12.5-63	5.0-30	0-0	3	3	0
TOTAL	54/16	61-82-143	31.0-137	14.0-86	0-0	7	7	5

CAREER HIGHS - DEFENSE

Tackles: 14, vs. Air Force (12/3/20)
Sacks: 2.0, vs. two opponents
TFL: 3.0, vs. two opponents
PBU: 2, vs. Boise State (9/25/21)
FF: 2, vs. New Mexico (11/26/20)
FR: 1, vs. five opponents
QBH: 2, at LSU (10/5/19)

GAME-BY-GAME DEFENSE

2021	G/GS	U-A-T	TFL	Sack	INT	PB	QH	F/R
at WSU	1/1	2-4-6	0.5-3	0.0-0	0	0	0	0/0
UND	1/1	1-2-3	0.0-0	0.0-0	0	0	1	0/0
at AFA	1/1	4-4-8	1.0-2	1.0-2	0	0	0	0/0
BSU	1/1	2-3-5	2.5-15	1.0-9	0	2	1	0/0
BYU	1/1	2-2-4	2.0-13	1.0-9	0	0	0	1/0
at UNLV	1/1	0-4-4	0.5-0	0.0-0	0	0	0	0/0
CSU	1/1	1-3-4	0.5-2	0.0-0	0	1	0	0/0
UH	1/1	1-3-4	1.0-11	0.0-0	0	0	0	1/0
at NMSU	1/1	4-1-5	2.0-5	1.0-2	0	0	0	1/0
at SJSU	1/1	2-2-4	1.5-10	1.0-8	0	0	0	0/0
WYO	1/1	2-7-9	1.0-2	0.0-0	0	0	0	0/0
at UNM	0/0	0-0-0	0.0-0	0.0-0	0	0	0	0/0
2020								
at BSU	1/1	2-0-2	0.0-0	0.0-0	0	0	0	0/0
SDSU	1/1	2-6-8	1.0-1	0.0-0	0	0	0	0/0
at NEV	1/1	2-2-4	1.5-12	1.0-11	0	0	0	1/0
FS	0/0	0-0-0	0.0-0	0.0-0	0	0	0	0/0
at WYO	0/0	0-0-0	0.0-0	0.0-0	0	0	0	0/0
UNM	1/0	4-4-8	3.0-18	2.0-16	0	0	1	2/0
AFA	1/1	4-10-14	0.0-0	0.0-0	0	0	0	0/0
at CSU	0/0	0-0-0	0.0-0	0.0-0	0	0	0	0/0

2019	G/GS	U-A-T	TFL	Sack	INT	PB	QH	F/R
at WF	1/0	2-2-4	2.0-5	1.0-2	0	0	0	0/0
SB	1/0	1-2-3	0.5-1	0.0-0	0	0	1	0/0
at SDSU	1/0	1-0-1	1.0-9	1.0-9	0	0	0	0/0
CSU	1/0	0-0-0	0.0-0	0.0-0	0	0	0	0/0
at LSU	1/0	2-1-3	1.5-5	0.0-0	0	1	2	0/0
NEV	1/0	2-2-4	0.5-1	0.0-0	0	0	0	0/0
at AFA	1/0	2-0-2	1.0-8	1.0-8	0	0	0	1/1
BYU	1/0	3-1-4	0.0-0	0.0-0	0	0	1	0/0
at FS	1/0	1-0-1	0.0-0	0.0-0	0	0	0	0/0
WYO	1/0	0-1-1	0.0-0	0.0-0	0	1	0	0/0
BSU	1/0	1-1-2	0.0-0	0.0-0	0	0	1	0/0
at UNM	1/0	1-1-2	0.0-0	0.0-0	0	0	0	0/0
vs. KSU	1/0	4-1-5	3.0-10	2.0-9	0	0	0	0/1

2018	G/GS	U-A-T	TFL	Sack	INT	PB	QH	F/R
WSU	1/0	1-0-1	1.0-1	1.0-1	0	0	0	0/0
NIU	0/0	0-0-0	0.0-0	0.0-0	0	0	0	0/0
UW	1/0	0-0-0	0.0-0	0.0-0	0	0	0	0/0
at WSU	1/0	0-0-0	0.0-0	0.0-0	0	0	0	0/0
at SU	1/0	0-0-0	0.0-0	0.0-0	0	1	0	0/1
UA	1/0	0-0-0	0.0-0	0.0-0	0	0	0	0/0
USC	1/0	0-1-1	0.0-0	0.0-0	0	0	0	0/0

UCLA	1/0	0-0-0	0.0-0	0.0-0	0	0	0	0/0
at ASU	1/0	0-0-0	0.0-0	0.0-0	0	0	0	0/0
at UO	1/0	0-0-0	0.0-0	0.0-0	0	0	0	0/0
CU	1/0	0-0-0	0.0-0	0.0-0	0	1	0	0/0
BYU	0/0	0-0-0	0.0-0	0.0-0	0	0	0	0/0
vs. UW	0/0	0-0-0	0.0-0	0.0-0	0	0	0	0/0
vs. NU	1/0	0-0-0	0.0-0	0.0-0	0	0	0	0/0

2017	G/GS	U-A-T	TFL	Sack	INT	PB	QH	F/R
UND	1/0	0-0-0	0.0-0	0.0-0	0	0	0	0/0
at BYU	1/0	0-0-0	0.0-0	0.0-0	0	0	0	0/0
SJSU	1/0	0-1-1	0.0-0	0.0-0	0	0	0	0/1
at UA	1/0	1-0-1	0.0-0	0.0-0	0	0	0	0/0
SU	1/0	0-2-2	0.0-0	0.0-0	0	1	0	0/0
at USC	1/0	0-3-3	0.0-0	0.0-0	0	0	0	0/1
ASU	1/0	0-1-1	0.0-0	0.0-0	0	0	0	0/0
at UO	1/0	0-0-0	0.0-0	0.0-0	0	0	0	0/0
UCLA	1/0	0-0-0	0.0-0	0.0-0	0	0	0	0/0
WSU	1/0	0-0-0	0.0-0	0.0-0	0	0	0	0/0
at UW	1/0	2-0-2	1.0-2	0.0-0	0	0	0	0/0
CU	1/0	1-0-1	0.0-0	0.0-0	0	0	0	0/0
vs. WVU	1/0	0-0-0	0.0-0	0.0-0	0	0	0	0/0



46 - ADDISON TRUPP
DE • 6-2 • 235 • SO-SQ
Salt Lake City, Utah
(East HS)

CAREER STATS - DEFENSE

Year	G/GS	UA-AT-TT	TFL	Sack	INT	PB	FF	FR
2021	2/0	0-1-1	0.0-0	0.0-0	0-0	0	0	0

CAREER HIGHS - DEFENSE

Tackles: 1, vs. North Dakota (9/10/21)

GAME-BY-GAME DEFENSE

2021	G/GS	U-A-T	TFL	Sack	INT	PB	QH	F/R
at WSU	0/0	0-0-0	0.0-0	0.0-0	0	0	0	0/0
UND	1/0	0-1-1	0.0-0	0.0-0	0	0	0	0/0
at AFA	1/0	0-0-0	0.0-0	0.0-0	0	0	0	0/0
BSU	0/0	0-0-0	0.0-0	0.0-0	0	0	0	0/0
BYU	0/0	0-0-0	0.0-0	0.0-0	0	0	0	0/0
at UNLV	0/0	0-0-0	0.0-0	0.0-0	0	0	0	0/0
CSU	0/0	0-0-0	0.0-0	0.0-0	0	0	0	0/0
UH	0/0	0-0-0	0.0-0	0.0-0	0	0	0	0/0
at NMSU	0/0	0-0-0	0.0-0	0.0-0	0	0	0	0/0
at SJSU	0/0	0-0-0	0.0-0	0.0-0	0	0	0	0/0
WYO	0/0	0-0-0	0.0-0	0.0-0	0	0	0	0/0
at UNM	0/0	0-0-0	0.0-0	0.0-0	0	0	0	0/0



47 - KALEO NEVES
ILB • 6-1 • 190 • SO-1L
Provo, Utah
(Timpview HS)

CAREER STATS - DEFENSE

at SJSU	1/0	0-0-0	0.0-0	0.0-0	0	0	0	0/0
WYO	1/0	0-0-0	0.0-0	0.0-0	0	0	0	0/0
at UNM	0/0	0-0-0	0.0-0	0.0-0	0	0	0	0/0

2020	G/GS	U-A-T	TFL	Sack	INT	PB	QH	F/R
at BSU	1/0	0-0-0	0.0-0	0.0-0	0	0	0	0/0
SDSU	1/0	0-0-0	0.0-0	0.0-0	0	0	0	0/0
at NEV	1/0	0-0-0	0.0-0	0.0-0	0	0	0	0/0
FS	1/0	0-0-0	0.0-0	0.0-0	0	0	0	0/0
at WYO	0/0	0-0-0	0.0-0	0.0-0	0	0	0	0/0
UNM	1/0	0-1-1	0.0-0	0.0-0	0	0	0	0/0
AFA	1/1	2-2-4	0.0-0	0.0-0	0	0	0	0/0
at CSU	0/0	0-0-0	0.0-0	0.0-0	0	0	0	0/0

2019	G/GS	U-A-T	TFL	Sack	INT	PB	QH	F/R
at WF	0/0	0-0-0	0.0-0	0.0-0	0	0	0	0/0
SB	0/0	0-0-0	0.0-0	0.0-0	0	1	0	0/0
at SDSU	0/0	0-0-0	0.0-0	0.0-0	0	0	0	0/0
CSU	0/0	0-0-0	0.0-0	0.0-0	0	0	0	0/0
at LSU	0/0	0-0-0	0.0-0	0.0-0	0	0	0	0/0
NEV	0/0	0-0-0	0.0-0	0.0-0	0	0	0	0/0
at AFA	0/0	0-0-0	0.0-0	0.0-0	0	0	0	0/0
BYU	0/0	0-0-0	0.0-0	0.0-0	0	0	0	0/0
at FS	1/0	1-0-1	0.0-0	0.0-0	0	0	0	0/0
WYO	1/0	0-0-0	0.0-0	0.0-0	0	0	0	0/0
BSU	0/0	0-0-0	0.0-0	0.0-0	0	0	0	0/0
at UNM	1/0	0-0-0	0.0-0	0.0-0	0	0	0	0/0
vs. KSU	1/0	0-1-1	0.0-0	0.0-0	0	0	0	0/0



48 - SENI TUIAKI
DT • 6-1 • 280 • FR-HS
Salt Lake City, Utah
(East HS)

CAREER STATS - DEFENSE

Year	G/GS	UA-AT-TT	TFL	Sack	INT	PB	FF	FR
2021	2/0	0-1-1	0.0-0	0.0-0	0-0	0	0	0

CAREER HIGHS - DEFENSE

Tackles: 1, vs. North Dakota (9/10/21)

GAME-BY-GAME DEFENSE

2021	G/GS	U-A-T	TFL	Sack	INT	PB	QH	F/R
at WSU	0/0	0-0-0	0.0-0	0.0-0	0	0	0	0/0
UND	1/0	0-1-1	0.0-0	0.0-0	0	0	0	0/0
at AFA	0/0	0-0-0	0.0-0	0.0-0	0	0	0	0/0
BSU	0/0	0-0-0	0.0-0	0.0-0	0	0	0	0/0
BYU	0/0	0-0-0	0.0-0	0.0-0	0	0	0	0/0
at UNLV	1/0	0-0-0	0.0-0	0.0-0	0	0	0	0/0
CSU	0/0	0-0-0	0.0-0	0.0-0	0	0	0	0/0
UH	0/0	0-0-0	0.0-0	0.0-0	0	0	0	0/0
at NMSU	0/0	0-0-0	0.0-0	0.0-0	0	0	0	0/0
at SJSU	0/0	0-0-0	0.0-0	0.0-0	0	0	0	0/0
WYO	0/0	0-0-0	0.0-0	0.0-0	0	0	0	0/0
at UNM	0/0	0-0-0	0.0-0	0.0-0	0	0	0	0/0



49 - JACOB GARCIA
LS • 6-0 • 245 • FR-RS
Anaheim, California
(Servite HS)

CAREER STATS - DEFENSE

Year	G/GS	UA-AT-TT	TFL	Sack	INT	PB	FF	FR
2021	11/0	0-0-0	0.0-0	0.0-0	0-0	0	0	0

CAREER HIGHS - DEFENSE

NA

GAME-BY-GAME DEFENSE

2021	G/GS	U-A-T	TFL	Sack	INT	PB	QH	F/R
at WSU	1/0	0-0-0	0.0-0	0.0-0	0	0	0	0/0
UND	1/0	0-0-0	0.0-0	0.0-0	0	0	0	0/0
at AFA	1/0	0-0-0	0.0-0	0.0-0	0	0	0	0/0
BSU	1/0	0-0-0	0.0-0	0.0-0	0	0	0	0/0
BYU	1/0	0-0-0	0.0-0	0.0-0	0	0	0	0/0
at UNLV	1/0	0-0-0	0.0-0	0.0-0	0	0	0	0/0

CSU	1/0	0-0-0	0.0-0	0.0-0	0	0	0	0/0
UH	1/0	0-0-0	0.0-0	0.0-0	0	0	0	0/0
at NMSU	1/0	0-0-0	0.0-0	0.0-0	0	0	0	0/0
at SJSU	1/0	0-0-0	0.0-0	0.0-0	0	0	0	0/0
WYO	1/0	0-0-0	0.0-0	0.0-0	0	0	0	0/0
at UNM	0/0	0-0-0	0.0-0	0.0-0	0	0	0	0/0



51 - QUAZZEL WHITE
OL • 6-3 • 310 • JR-TR
Tacoma, Washington
(Lincoln HS)
(TCU)

CAREER STATS - OFFENSIVE LINE

Year	G/GS	SnP	Grd	Tch	Eff.	Ass.	KD
2018	6/0	NA	NA	NA	NA	NA	NA
2019	12/3	NA	NA	NA	NA	NA	NA
2020	3/2	NA	NA	NA	NA	NA	NA
2021	11/11	NA	NA	NA	NA	NA	NA
TOTAL	31/16	NA	NA	NA	NA	NA	NA

GAME-BY-GAME OFFENSIVE LINE

2021	G/GS	SnP	Grd	Tch	Eff.	Ass.	KD
at WSU	1/1	NA	NA	NA	NA	NA	NA
UND	1/1	NA	NA	NA	NA	NA	NA
at AFA	1/1	NA	NA	NA	NA	NA	NA
BSU	1/1	NA	NA	NA	NA	NA	NA
BYU	1/1	NA	NA	NA	NA	NA	NA
at UNLV	1/1	NA	NA	NA	NA	NA	NA
CSU	1/1	NA	NA	NA	NA	NA	NA
UH	1/1	NA	NA	NA	NA	NA	NA
at NMSU	1/1	NA	NA	NA	NA	NA	NA
at SJSU	1/1	NA	NA	NA	NA	NA	NA
WYO	1/1	NA	NA	NA	NA	NA	NA
at UNM	0/0	0	NA	NA	NA	NA	0



52 - JAYMASON WILLINGHAM
ILB • 6-1 • 225 • SO-SQ
Steilacoom, Washington
(Steilacoom HS)

CAREER STATS - DEFENSE

Year	G/GS	UA-AT-TT	TFL	Sack	INT	PB	FF	FR
2021	10/0	0-0-0	0.0-0	0.0-0	0-0	0	0	0

CAREER HIGHS - DEFENSE

NA

GAME-BY-GAME DEFENSE

2021	G/GS	U-A-T	TFL	Sack	INT	PB	QH	F/R
at WSU	0/0	0-0-0	0.0-0	0.0-0	0	0	0	0/0
UND	1/0	0-0-0	0.0-0	0.0-0	0	0	0	0/0
at AFA	1/0	0-0-0	0.0-0	0.0-0	0	0	0	0/0
BSU	1/0	0-0-0	0.0-0	0.0-0	0	0	0	0/0
BYU	1/0	0-0-0	0.0-0	0.0-0	0	0	0	0/0
at UNLV	1/0	0-0-0	0.0-0	0.0-0	0	0	0	0/0
CSU	1/0	0-0-0	0.0-0	0.0-0	0	0	0	0/0
UH	1/0	0-0-0	0.0-0	0.0-0	0	0	0	0/0
at NMSU	1/0	0-0-0	0.0-0	0.0-0	0	0	0	0/0
at SJSU	1/0	0-0-0	0.0-0	0.0-0	0	0	0	0/0
WYO	1/0	0-0-0	0.0-0	0.0-0	0	0	0	0/0
at UNM	0/0	0-0-0	0.0-0	0.0-0	0	0	0	0/0



53 - KINA MAILE
ILB • 6-1 • 230 • SO-1L
Salt Lake City, Utah
(East HS)

CAREER STATS - DEFENSE

Year	G/GS	UA-AT-TT	TFL	Sack	INT	PB	FF	FR
2020	4/0	5-4-9	0.0-0	0.0-0	0-0	0	0	1
2021	7/0	1-5-6	0.0-0	0.0-0	0-0	0	0	0
TOTAL	11/0	6-9-15	0.0-0	0.0-0	0-0	0	0	1

CAREER HIGHS - DEFENSE

Tackles: 6, vs. New Mexico (11/26/20)
FR: 1, vs. New Mexico (11/26/20)
TD: 1, vs. New Mexico (11/26/20)
Blocked Kick: 1, vs. New Mexico (11/26/20)

GAME-BY-GAME DEFENSE

2021	G/GS	U-A-T	TFL	Sack	INT	PB	QH	F/R
at WSU	1/0	0-0-0	0.0-0	0.0-0	0	0	0	0/0
UND	1/0	0-3-3	0.0-0	0.0-0	0	0	0	0/0
at AFA	1/0	0-0-0	0.0-0	0.0-0	0	0	0	0/0
BSU	1/0	0-1-1	0.0-0	0.0-0	0	0	0	0/0
BYU	0/0	0-0-0	0.0-0	0.0-0	0	0	0	0/0
at UNLV	0/0	0-0-0	0.0-0	0.0-0	0	0	0	0/0
CSU	0/0	0-0-0	0.0-0	0.0-0	0	0	0	0/0
UH	1/0	0-0-0	0.0-0	0.0-0	0	0	0	0/0
at NMSU	1/0	1-1-2	0.0-0	0.0-0	0	0	0	0/0
at SJSU	1/0	0-0-0	0.0-0	0.0-0	0	0	0	0/0
WYO	0/0	0-0-0	0.0-0	0.0-0	0	0	0	0/0
at UNM	0/0	0-0-0	0.0-0	0.0-0	0	0	0	0/0

2020	G/GS	U-A-T	TFL	Sack	INT	PB	QH	F/R
at BSU	0/0	0-0-0	0.0-0	0.0-0	0	0	0	0/0
SDSU	0/0	0-0-0	0.0-0	0.0-0	0	0	0	0/0
at NEV	1/0	0-0-0	0.0-0	0.0-0	0	0	0	0/0
FS	1/0	0-0-0	0.0-0	0.0-0	0	0	0	0/0
at WYO	0/0	0-0-0	0.0-0	0.0-0	0	0	0	0/0
UNM	1/0	3-3-6	0.0-0	0.0-0	0	0	0	0/1
AFA	1/0	2-1-3	0.0-0	0.0-0	0	0	0	0/0
at CSU	0/0	0-0-0	0.0-0	0.0-0	0	0	0	0/0



55 - AARON BREDSGUARD
DT • 6-2 • 280 • SO-SQ
Bountiful, Utah
(Viewmont HS)

CAREER STATS - DEFENSE

Year	G/GS	UA-AT-TT	TFL	Sack	INT	PB	FF	FR
2020	1/0	0-0-0	0.0-0	0.0-0	0-0	0	0	0
2021	0/0	0-0-0	0.0-0	0.0-0	0-0	0	0	0
TOTAL	1/0	0-0-0	0.0-0	0.0-0	0-0	0	0	0

CAREER HIGHS - DEFENSE

NA

GAME-BY-GAME DEFENSE

2021	G/GS	U-A-T	TFL	Sack	INT	PB	QH	F/R
at WSU	0/0	0-0-0	0.0-0	0.0-0	0	0	0	0/0
UND	0/0	0-0-0	0.0-0	0.0-0	0	0	0	0/0
at AFA	0/0	0-0-0	0.0-0	0.0-0	0	0	0	0/0
BSU	0/0	0-0-0	0.0-0	0.0-0	0	0	0	0/0
BYU	0/0	0-0-0	0.0-0	0.0-0	0	0	0	0/0
at UNLV	0/0	0-0-0	0.0-0	0.0-0	0	0	0	0/0
CSU	0/0	0-0-0	0.0-0	0.0-0	0	0	0	0/0
UH	0/0	0-0-0	0.0-0	0.0-0	0	0	0	0/0
at NMSU	0/0	0-0-0	0.0-0	0.0-0	0	0	0	0/0
at SJSU	0/0	0-0-0	0.0-0	0.0-0	0	0	0	0/0
WYO	0/0	0-0-0	0.0-0	0.0-0	0	0	0	



56 - JOHNSON HANSEN
DT • 6-3 • 290 • FR-HS
Salt Lake City, Utah
(East HS)

CAREER STATS - DEFENSE

Year	G/GS	UA-AT-TT	TFL	Sack	INT	PB	FF	FR
2021	1/0	0-0-0	0.0-0	0.0-0	0-0	0	0	0

CAREER HIGHS - DEFENSE

NA

GAME-BY-GAME DEFENSE

2021	G/GS	U-A-T	TFL	Sack	INT	PB	QH	F/R
at WSU	0/0	0-0-0	0.0-0	0.0-0	0	0	0	0/0
UND	1/0	0-0-0	0.0-0	0.0-0	0	0	0	0/0
at AFA	0/0	0-0-0	0.0-0	0.0-0	0	0	0	0/0
BSU	0/0	0-0-0	0.0-0	0.0-0	0	0	0	0/0
BYU	0/0	0-0-0	0.0-0	0.0-0	0	0	0	0/0
at UNLV	0/0	0-0-0	0.0-0	0.0-0	0	0	0	0/0
CSU	0/0	0-0-0	0.0-0	0.0-0	0	0	0	0/0
UH	0/0	0-0-0	0.0-0	0.0-0	0	0	0	0/0
at NMSU	0/0	0-0-0	0.0-0	0.0-0	0	0	0	0/0
at SJSU	0/0	0-0-0	0.0-0	0.0-0	0	0	0	0/0
WYO	0/0	0-0-0	0.0-0	0.0-0	0	0	0	0/0
at UNM	0/0	0-0-0	0.0-0	0.0-0	0	0	0	0/0



56 - COLE NOTES
OL • 6-5 • 300 • FR-RS
Thatcher, Arizona
(Thatcher HS)

CAREER STATS - OFFENSIVE LINE

Year	G/GS	Snp	Grd	Tch	Eff.	Ass.	KD
2021	6/5	NA	NA	NA	NA	NA	NA

GAME-BY-GAME OFFENSIVE LINE

2021	G/GS	Snp	Grd	Tch	Eff.	Ass.	KD
at WSU	0/0	NA	NA	NA	NA	NA	NA
UND	0/0	NA	NA	NA	NA	NA	NA
at AFA	0/0	NA	NA	NA	NA	NA	NA
BSU	0/0	NA	NA	NA	NA	NA	NA
BYU	0/0	NA	NA	NA	NA	NA	NA
at UNLV	1/1	NA	NA	NA	NA	NA	NA
CSU	1/1	NA	NA	NA	NA	NA	NA
UH	1/1	NA	NA	NA	NA	NA	NA
at NMSU	1/1	NA	NA	NA	NA	NA	NA
at SJSU	1/0	NA	NA	NA	NA	NA	NA
WYO	1/1	NA	NA	NA	NA	NA	NA
at UNM	0/0	0	NA	NA	NA	NA	0



58 - DEMYTRICK ALIFUA
OL • 6-3 • 320 • G-SR-4L
San Leandro, California
(San Leandro HS)

CAREER STATS - OFFENSIVE LINE

Year	G/GS	Snp	Grd	Tch	Eff.	Ass.	KD
2017	13/2	399	NA	NA	NA	NA	20.0
2018	13/2	380	NA	NA	NA	NA	19.0
2019	13/13	980	NA	NA	NA	NA	33.0
2020	6/6	312	NA	NA	NA	NA	6.0
2021	11/11	NA	NA	NA	NA	NA	NA
TOTAL	56/34	2,071	NA	NA	NA	NA	78.0

GAME-BY-GAME OFFENSIVE LINE

2021	G/GS	Snp	Grd	Tch	Eff.	Ass.	KD
at WSU	1/1	NA	NA	NA	NA	NA	NA
UND	1/1	NA	NA	NA	NA	NA	NA
at AFA	1/1	NA	NA	NA	NA	NA	NA
BSU	1/1	NA	NA	NA	NA	NA	NA
BYU	1/1	NA	NA	NA	NA	NA	NA
at UNLV	1/1	NA	NA	NA	NA	NA	NA
CSU	1/1	NA	NA	NA	NA	NA	NA

UH	1/1	NA	NA	NA	NA	NA	NA
at NMSU	1/1	NA	NA	NA	NA	NA	NA
at SJSU	1/1	NA	NA	NA	NA	NA	NA
WYO	1/1	NA	NA	NA	NA	NA	NA
at UNM	0/0	0	NA	NA	NA	NA	0

2020	G/GS	Snp	Grd	Tch	Eff.	Ass.	KD
at BSU	1/1	72	NA	NA	NA	NA	0
SDSU	1/1	59	NA	NA	NA	NA	4
at NEV	1/1	62	NA	NA	NA	NA	0
FS	1/1	NA	NA	NA	NA	NA	NA
at WYO	0/0	0	NA	NA	NA	NA	0
UNM	1/1	59	NA	NA	NA	NA	1
AFA	1/1	60	NA	NA	NA	NA	1
at CSU	0/0	0	NA	NA	NA	NA	0

2019	G/GS	Snp	Grd	Tch	Eff.	Ass.	KD
at WF	1/1	81	NA	NA	NA	NA	5.5
SB	1/1	74	NA	NA	NA	NA	2.0
at SDSU	1/1	77	NA	NA	NA	NA	0
CSU	1/1	91	NA	NA	NA	NA	2.0
at LSU	1/1	53	NA	NA	NA	NA	2.0
NEV	1/1	77	NA	NA	NA	NA	4.0
at AFA	1/1	37	NA	NA	NA	NA	2.0
BYU	1/1	85	NA	NA	NA	NA	10.0
at FS	1/1	81	NA	NA	NA	NA	1.0
WYO	1/1	85	NA	NA	NA	NA	1.5
BSU	1/1	83	NA	NA	NA	NA	2.0
at UNM	1/1	77	NA	NA	NA	NA	1.0
vs. KSU	1/1	79	NA	NA	NA	NA	0

2018	G/GS	Snp	Grd	Tch	Eff.	Ass.	KD
at MSU	1/0	40	NA	NA	NA	NA	2.0
NMSU	1/0	34	NA	NA	NA	NA	4.0
TTU	1/0	28	NA	NA	NA	NA	0
AFA	1/0	23	NA	NA	NA	NA	1.0
at BYU	1/0	44	NA	NA	NA	NA	4.0
UNLV	1/1	40	NA	NA	NA	NA	1.0
at WYO	1/1	55	NA	NA	NA	NA	6.0
UNM	1/1	31	NA	NA	NA	NA	0
at UH	1/0	24	NA	NA	NA	NA	0
SJSU	1/0	12	NA	NA	NA	NA	0
at CSU	1/0	12	NA	NA	NA	NA	1.0
at BSU	1/0	10	NA	NA	NA	NA	0
vs. UNT	1/0	17	NA	NA	NA	NA	0

2017	G/GS	Snp	Grd	Tch	Eff.	Ass.	KD
at WIS	1/0	17	NA	NA	NA	NA	2.0
ISU	1/0	33	NA	NA	NA	NA	2.0
at WF	1/0	22	NA	NA	NA	NA	0
at SJSU	1/0	25	NA	NA	NA	NA	2.0
BYU	1/0	16	NA	NA	NA	NA	0
CSU	1/1	62	NA	NA	NA	NA	1.0
WYO	1/1	80	NA	NA	NA	NA	6.0
at UNLV	1/0	11	NA	NA	NA	NA	0
BSU	1/0	50	NA	NA	NA	NA	4.0
at UNM	1/0	15	NA	NA	NA	NA	0
UH	1/0	29	NA	NA	NA	NA	1.0
at AFA	1/0	9	NA	NA	NA	NA	0
vs NMSU	1/0	30	NA	NA	NA	NA	2.0



59 - CONNOR COLES
PK • 5-11 • 205 • G-SR-1L
Bozeman, Montana
(Bozeman HS)

CAREER STATS - KICKING

Year	FGM-A	PCT	10-19	20-29	30-39	40-49	50+
2018	0-0	.000	0-0	0-0	0-0	0-0	0-0
2019	0-0	.000	0-0	0-0	0-0	0-0	0-0
2020	3-3	1.000	0-0	1-1	1-1	1-1	0-0
2021	18-24	.750	0-0	6-7	6-7	5-8	1-2
TOTAL	21-27	.778	0-0	7-8	7-8	6-9	1-2

CAREER HIGHS - KICKING

FG: 4, vs. Colorado State (10/22/21)
FG Att: 4, vs. Colorado State (10/22/21)
Long: 52, vs. BYU (10/1/21)

CAREER STATS - KICKOFFS

Year	GP	No.	Yds	Avg	TB
2017	2	3	165	55.0	0
2018	1	1	64	64.0	0
2019	1	3	145	48.3	1
2020	4	0	0	0.0	0
2021	11	0	0	0.0	0
TOTAL	19	7	374	53.4	1

CAREER HIGHS - KICKOFFS

Kickoffs: 3, vs. Stony Brook (9/7/18)
Avg: 64.0, vs. Tennessee Tech (9/13/18)
Touchbacks: 1, vs. Stony Brook (9/7/18)

CAREER STATS - SCORING

Year	PAT	FG	Total	AVG/G
2018	2	0	2	2.0
2019	0	0	0	0.0
2020	8	3	17	4.3
2021	39	18	93	8.5
TOTAL	49	21	112	5.9

CAREER STATS - POINTS

Points: 15, vs. Hawai'i (10/30/21)

GAME-BY-GAME KICKOFFS

2021	No	Yds	Avg	TB	OB
at WSU	0	0	0.0	0	0
UND	0	0	0.0	0	0
at AFA	0	0	0.0	0	0
BSU	0	0	0.0	0	0
BYU	0	0	0.0	0	0
at UNLV	0	0	0.0	0	0
CSU	0	0	0.0	0	0
UH	0	0	0.0	0	0
at NMSU	0	0	0.0	0	0
at SJSU	0	0	0.0	0	0
WYO	0	0	0.0	0	0
at UNM	0	0	0.0	0	0

2020	No	Yds	Avg	TB	OB
at BSU	0	0	0.0	0	0
SDSU	0	0	0.0	0	0
at NEV	0	0	0.0	0	0
FS	0	0	0.0	0	0
at WYO	0	0	0.0	0	0
UNM	0	0	0.0	0	0
AFA	0	0	0.0	0	0
at CSU	0	0	0.0	0	0

2019	No	Yds	Avg	TB	OB
at WF	0	0	0.0	0	0
SB	3	145	48.3	1	0
at SDSU	0	0	0.0	0	0
CSU	0	0	0.0	0	0
at LSU	0	0	0.0	0	0
NEV	0	0	0.0	0	0
at AFA	0	0	0.0	0	0
BYU	0	0	0.0	0	0
at FS	0	0	0.0	0	0
WYO	0	0	0.0	0	0
BSU	0	0	0.0	0	0
at UNM	0	0	0.0	0	0
vs. KSU	0	0	0.0	0	0

2018	No	Yds	Avg	TB	OB
at MSU	0	0	0.0	0	0
NMSU	0	0	0.0	0	0
TTU	1	64	64.0	0	0
AFA	0	0	0.0	0	0
at BYU	0	0	0.0	0	0
UNLV	0	0	0.0	0	0
at WYO	0	0	0.0	0	0
UNM	0	0	0.0	0	0
at UH	0	0	0.0	0	0
SJSU	0	0	0.0	0	0
at CSU	0	0	0.0	0	0



at BSU	0	0	0.0	0	0
vs. UNT	0	0	0.0	0	0
2017	No	Yds	Avg	TB	OB
at WIS	0	0	0.0	0	0
ISU	2	130	65.0	0	0
at WF	0	0	0.0	0	0
at SJSU	1	35	35.0	0	0
BYU	0	0	0.0	0	0
CSU	0	0	0.0	0	0
WYO	0	0	0.0	0	0
at UNLV	0	0	0.0	0	0
BSU	0	0	0.0	0	0
at UNM	0	0	0.0	0	0
UH	0	0	0.0	0	0
at AFA	0	0	0.0	0	0
vs NMSU	0	0	0.0	0	0



60 - WYATT BOWLES
OL • 6-5 • 295 • JR-SQ
West Point, Utah
(Syracuse HS)

CAREER STATS - OFFENSIVE LINE

Year	G/GS	SnP	Grd	Tch	Eff.	Ass.	KD
2018	4/0	47	NA	NA	NA	NA	0
2019	0/0	0	NA	NA	NA	NA	0
2020	0/0	0	NA	NA	NA	NA	0
2021	8/0	NA	NA	NA	NA	NA	NA
TOTAL	12/0	47	NA	NA	NA	NA	0

GAME-BY-GAME OFFENSIVE LINE

2021	G/GS	SnP	Grd	Tch	Eff.	Ass.	KD
at WSU	1/0	NA	NA	NA	NA	NA	NA
UND	1/0	NA	NA	NA	NA	NA	NA
at AFA	0/0	0	NA	NA	NA	NA	0
BSU	0/0	0	NA	NA	NA	NA	0
BYU	0/0	0	NA	NA	NA	NA	0
at UNLV	1/0	NA	NA	NA	NA	NA	NA
CSU	1/0	NA	NA	NA	NA	NA	NA
UH	1/0	NA	NA	NA	NA	NA	NA
at NMSU	1/0	NA	NA	NA	NA	NA	NA
at SJSU	1/0	NA	NA	NA	NA	NA	NA
WYO	1/0	NA	NA	NA	NA	NA	NA
at UNM	0/0	0	NA	NA	NA	NA	0

2020	G/GS	SnP	Grd	Tch	Eff.	Ass.	KD
at BSU	0/0	0	NA	NA	NA	NA	0
SDSU	0/0	0	NA	NA	NA	NA	0
at NEV	0/0	0	NA	NA	NA	NA	0
FS	0/0	0	NA	NA	NA	NA	0
at WYO	0/0	0	NA	NA	NA	NA	0
UNM	0/0	0	NA	NA	NA	NA	0
AFA	0/0	0	NA	NA	NA	NA	0
at CSU	0/0	0	NA	NA	NA	NA	0

2019	G/GS	SnP	Grd	Tch	Eff.	Ass.	KD
at WF	0/0	0	NA	NA	NA	NA	0
SB	0/0	0	NA	NA	NA	NA	0
at SDSU	0/0	0	NA	NA	NA	NA	0
CSU	0/0	0	NA	NA	NA	NA	0
at LSU	0/0	0	NA	NA	NA	NA	0
NEV	0/0	0	NA	NA	NA	NA	0
at AFA	0/0	0	NA	NA	NA	NA	0
BYU	0/0	0	NA	NA	NA	NA	0
at FS	0/0	0	NA	NA	NA	NA	0
WYO	0/0	0	NA	NA	NA	NA	0
BSU	0/0	0	NA	NA	NA	NA	0
at UNM	0/0	0	NA	NA	NA	NA	0
vs. KSU	0/0	0	NA	NA	NA	NA	0

2018	G/GS	SnP	Grd	Tch	Eff.	Ass.	KD
at MSU	0/0	0	NA	NA	NA	NA	0
NMSU	1/0	7	NA	NA	NA	NA	0
TTU	1/0	7	NA	NA	NA	NA	0
AFA	0/0	0	NA	NA	NA	NA	0

at BYU	0/0	0	NA	NA	NA	NA	0
UNLV	1/0	9	NA	NA	NA	NA	0
at WYO	0/0	0	NA	NA	NA	NA	0
UNM	0/0	0	NA	NA	NA	NA	0
at UH	0/0	0	NA	NA	NA	NA	0
SJSU	1/0	24	NA	NA	NA	NA	0
at CSU	0/0	0	NA	NA	NA	NA	0
at BSU	0/0	0	NA	NA	NA	NA	0
vs. UNT	0/0	0	NA	NA	NA	NA	0



63 - STEPHEN KOTSANLEE
P • 6-1 • 205 • SO-1L
Melbourne, Australia
(Box Hill HS)

CAREER STATS - PUNTS

Year	GP	No.	Yds	Avg	LG	50+	I20
2020	6	37	1,507	40.7	63	4	17
2021	11	39	1,667	42.7	54	6	15
TOTAL	17	76	3,174	41.7	63	10	32

CAREER HIGHS - PUNTS

Punts: 10, at Nevada (11/5/20)
Avg: 52.0, at New Mexico State (11/6/21)
Long: 63, vs. Fresno State (11/14/20)
I20: 5, at Nevada (11/5/20)

GAME-BY-GAME PUNTING

2021	No.	Yds	Avg	LG	I20
at WSU	3	120	40.0	42	1
UND	3	122	40.7	52	2
at AFA	3	137	45.7	48	0
BSU	5	238	47.6	54	2
BYU	4	176	44.0	57	0
at UNLV	2	79	39.5	40	0
CSU	6	259	43.2	46	3
UH	2	71	35.5	37	2
at NMSU	2	104	52.0	53	0
at SJSU	4	143	35.8	46	2
WYO	5	219	43.8	51	3
at UNM	0	0	0.0	0	0

2020	No.	Yds	Avg	LG	I20
at BSU	7	240	34.3	39	1
SDSU	7	285	40.7	56	3
at NEV	10	425	42.5	52	5
FS	8	339	42.4	63	3
at WYO	0	0	0.0	0	0
UNM	2	85	42.5	47	2
AFA	3	133	44.3	46	3
at CSU	0	0	0.0	0	0



69 - FALEPULE ALO
OL • 6-1 • 300 • SO-1L
Salt Lake City, Utah
(West HS)

CAREER STATS - OFFENSIVE LINE

Year	G/GS	SnP	Grd	Tch	Eff.	Ass.	KD
2020	5/4	185	NA	NA	NA	NA	9.5
2021	5/3	NA	NA	NA	NA	NA	NA
TOTAL	10/7	185	NA	NA	NA	NA	9.5

GAME-BY-GAME OFFENSIVE LINE

2021	G/GS	SnP	Grd	Tch	Eff.	Ass.	KD
at WSU	1/0	NA	NA	NA	NA	NA	NA
UND	1/0	NA	NA	NA	NA	NA	NA
at AFA	1/1	NA	NA	NA	NA	NA	NA
BSU	1/1	NA	NA	NA	NA	NA	NA
BYU	1/1	NA	NA	NA	NA	NA	NA
at UNLV	0/0	0	NA	NA	NA	NA	0
CSU	0/0	0	NA	NA	NA	NA	0
UH	0/0	0	NA	NA	NA	NA	0
at NMSU	0/0	0	NA	NA	NA	NA	0
at SJSU	0/0	0	NA	NA	NA	NA	0

WYO	0/0	0	NA	NA	NA	NA	0
at UNM	0/0	0	NA	NA	NA	NA	0
2020	G/GS	SnP	Grd	Tch	Eff.	Ass.	KD
at BSU	0/0	0	NA	NA	NA	NA	0
SDSU	1/0	2	NA	NA	NA	NA	1
at NEV	1/1	63	NA	NA	NA	NA	1
FS	1/1	NA	NA	NA	NA	NA	NA
at WYO	0/0	0	NA	NA	NA	NA	0
UNM	1/1	60	NA	NA	NA	NA	3.5
AFA	1/1	60	NA	NA	NA	NA	3
at CSU	0/0	0	NA	NA	NA	NA	0



72 - ALFRED EDWARDS
OL • 6-7 • 320 • SR-3L
Redlands, California
(Redlands Senior HS)

CAREER STATS - OFFENSIVE LINE

Year	G/GS	SnP	Grd	Tch	Eff.	Ass.	KD
2018	12/11	662	NA	NA	NA	NA	10
2019	12/12	843	NA	NA	NA	NA	7
2020	6/6	275	NA	NA	NA	NA	1
2021	10/10	NA	NA	NA	NA	NA	NA
TOTAL	40/39	1,780	NA	NA	NA	NA	18

GAME-BY-GAME OFFENSIVE LINE

2021	G/GS	SnP	Grd	Tch	Eff.	Ass.	KD
at WSU	1/1	NA	NA	NA	NA	NA	NA
UND	1/1	NA	NA	NA	NA	NA	NA
at AFA	1/1	NA	NA	NA	NA	NA	NA
BSU	1/1	NA	NA	NA	NA	NA	NA
BYU	1/1	NA	NA	NA	NA	NA	NA
at UNLV	1/1	NA	NA	NA	NA	NA	NA
CSU	1/1	NA	NA	NA	NA	NA	NA
UH	1/1	NA	NA	NA	NA	NA	NA
at NMSU	0/0	0	NA	NA	NA	NA	0
at SJSU	1/1	NA	NA	NA	NA	NA	NA
WYO	1/1	NA	NA	NA	NA	NA	NA
at UNM	0/0	0	NA	NA	NA	NA	0

2020	G/GS	SnP	Grd	Tch	Eff.	Ass.	KD
at BSU	1/1	64	NA	NA	NA	NA	0
SDSU	1/1	56	NA	NA	NA	NA	0
at NEV	1/1	62	NA	NA	NA	NA	0
FS	1/1	NA	NA	NA	NA	NA	NA
at WYO	0/0	0	NA	NA	NA	NA	0
UNM	1/1	59	NA	NA	NA	NA	0
AFA	1/1	34	NA	NA	NA	NA	1
at CSU	0/0	0	NA	NA	NA	NA	0

2019	G/GS	SnP	Grd	Tch	Eff.	Ass.	KD
at WF	1/1	81	NA	NA	NA	NA	1.0
SB	0/0	0	NA	NA	NA	NA	0
at SDSU	1/1	71	NA	NA	NA	NA	0
CSU	1/1	56	NA	NA	NA	NA	0
at LSU	1/1	54	NA	NA	NA	NA	0
NEV	1/1	70	NA	NA	NA	NA	3.0
at AFA	1/1	37	NA	NA	NA	NA	0
BYU	1/1	85	NA	NA	NA	NA	0
at FS	1/1	78	NA	NA	NA	NA	0
WYO	1/1	85	NA	NA	NA	NA	1.0
BSU	1/1	70	NA	NA	NA	NA	0
at UNM	1/1	77	NA	NA	NA	NA	1.0
vs. KSU	1/1	79	NA	NA	NA	NA	0

2018	G/GS	SnP	Grd	Tch	Eff.	Ass.	KD
at MSU	1/1	68	NA	NA	NA	NA	2.0
NMSU	1/1	51	NA	NA	NA	NA	1.0
TTU	1/1	50	NA	NA	NA	NA	0
AFA	1/1	64	NA	NA	NA	NA	1.0
at BYU	1/1	4	NA	NA	NA	NA	0
UNLV	0/0	0	NA	NA	NA	NA	0
at WYO	1/0	40	NA	NA	NA	NA	1.0
UNM	1/1	58	NA	NA	NA	NA	1.0
at UH	1/1	61	NA	NA	NA	NA	0





SJSU	1/1	73	NA	NA	NA	NA	3.0
at CSU	1/1	54	NA	NA	NA	NA	1.0
at BSU	1/1	69	NA	NA	NA	NA	1.0
vs. UNT	1/1	70	NA	NA	NA	NA	1.0



74 - CHANDLER DOLPHIN
OL • 6-3 • 290 • SR-1L
Sandy, Utah
(Alta HS)

CAREER STATS - OFFENSIVE LINE

Year	G/GS	Snp	Grd	Tch	Eff.	Ass.	KD
2018	4/0	26	NA	NA	NA	NA	2
2019	1/0	17	NA	NA	NA	NA	0
2020	2/0	NA	NA	NA	NA	NA	0
2021	9/8	NA	NA	NA	NA	NA	NA
TOTAL	16/8	43	NA	NA	NA	NA	2

GAME-BY-GAME OFFENSIVE LINE

2021	G/GS	Snp	Grd	Tch	Eff.	Ass.	KD
at WSU	1/1	NA	NA	NA	NA	NA	NA
UND	1/1	NA	NA	NA	NA	NA	NA
at AFA	0/0	0	NA	NA	NA	NA	0
BSU	1/0	NA	NA	NA	NA	NA	NA
BYU	0/0	0	NA	NA	NA	NA	0
at UNLV	1/1	NA	NA	NA	NA	NA	NA
CSU	1/1	NA	NA	NA	NA	NA	NA
UH	1/1	NA	NA	NA	NA	NA	NA
at NMSU	1/1	NA	NA	NA	NA	NA	NA
at SJSU	1/1	NA	NA	NA	NA	NA	NA
WYO	1/1	NA	NA	NA	NA	NA	NA
at UNM	0/0	0	NA	NA	NA	NA	0

2020	G/GS	Snp	Grd	Tch	Eff.	Ass.	KD
at BSU	0/0	0	NA	NA	NA	NA	0
SDSU	0/0	0	NA	NA	NA	NA	0
at NEV	0/0	0	NA	NA	NA	NA	0
FS	0/0	0	NA	NA	NA	NA	0
at WYO	0/0	0	NA	NA	NA	NA	0
UNM	1/0	NA	NA	NA	NA	NA	NA
AFA	1/0	NA	NA	NA	NA	NA	NA
at CSU	0/0	0	NA	NA	NA	NA	0

2019	G/GS	Snp	Grd	Tch	Eff.	Ass.	KD
at WF	0/0	0	NA	NA	NA	NA	0
SB	1/0	17	NA	NA	NA	NA	0
at SDSU	0/0	0	NA	NA	NA	NA	0
CSU	0/0	0	NA	NA	NA	NA	0
at LSU	0/0	0	NA	NA	NA	NA	0
NEV	0/0	0	NA	NA	NA	NA	0
at AFA	0/0	0	NA	NA	NA	NA	0
BYU	0/0	0	NA	NA	NA	NA	0
at FS	0/0	0	NA	NA	NA	NA	0
WYO	0/0	0	NA	NA	NA	NA	0
BSU	0/0	0	NA	NA	NA	NA	0
at UNM	0/0	0	NA	NA	NA	NA	0
vs. KSU	0/0	0	NA	NA	NA	NA	0

2018	G/GS	Snp	Grd	Tch	Eff.	Ass.	KD
at MSU	0/0	0	NA	NA	NA	NA	0
NMSU	0/0	0	NA	NA	NA	NA	0
TTU	1/0	8	NA	NA	NA	NA	2.0
AFA	0/0	0	NA	NA	NA	NA	0
at BYU	0/0	0	NA	NA	NA	NA	0
UNLV	1/0	11	NA	NA	NA	NA	0
at WYO	0/0	0	NA	NA	NA	NA	0
UNM	1/0	4	NA	NA	NA	NA	0
at UH	0/0	0	NA	NA	NA	NA	0
SJSU	1/0	6	NA	NA	NA	NA	0
at CSU	0/0	0	NA	NA	NA	NA	0
at BSU	0/0	0	NA	NA	NA	NA	0
vs. UNT	0/0	0	NA	NA	NA	NA	0



75 - MAISEN KNIGHT
OL • 6-5 • 315 • G-SR-TR
Salt Lake City, Utah
(Judge Memorial HS)
(Liberty)

CAREER STATS - OFFENSIVE LINE

Year	G/GS	Snp	Grd	Tch	Eff.	Ass.	KD
2019	3/0	NA	NA	NA	NA	NA	NA
2020	11/0	NA	NA	NA	NA	NA	NA
2021	8/0	NA	NA	NA	NA	NA	NA
TOTAL	22/0	NA	NA	NA	NA	NA	NA

GAME-BY-GAME OFFENSIVE LINE

2021	G/GS	Snp	Grd	Tch	Eff.	Ass.	KD
at WSU	0/0	0	NA	NA	NA	NA	0
UND	0/0	0	NA	NA	NA	NA	0
at AFA	0/0	0	NA	NA	NA	NA	0
BSU	1/0	NA	NA	NA	NA	NA	NA
BYU	1/0	NA	NA	NA	NA	NA	NA
at UNLV	1/0	NA	NA	NA	NA	NA	NA
CSU	1/0	NA	NA	NA	NA	NA	NA
UH	1/0	NA	NA	NA	NA	NA	NA
at NMSU	1/0	NA	NA	NA	NA	NA	NA
at SJSU	1/0	NA	NA	NA	NA	NA	NA
WYO	1/0	NA	NA	NA	NA	NA	NA
at UNM	0/0	0	NA	NA	NA	NA	0



76 - JACKSON OWENS
OL • 6-4 • 320 • SO-1L
Sandy, Utah
(East HS)

CAREER STATS - OFFENSIVE LINE

Year	G/GS	Snp	Grd	Tch	Eff.	Ass.	KD
2019	3/0	65	NA	NA	NA	NA	1
2020	4/0	NA	NA	NA	NA	NA	0
2021	2/0	NA	NA	NA	NA	NA	0
TOTAL	9/0	65	NA	NA	NA	NA	1

GAME-BY-GAME OFFENSIVE LINE

2021	G/GS	Snp	Grd	Tch	Eff.	Ass.	KD
at WSU	0/0	0	NA	NA	NA	NA	0
UND	0/0	0	NA	NA	NA	NA	0
at AFA	1/0	NA	NA	NA	NA	NA	NA
BSU	0/0	0	NA	NA	NA	NA	0
BYU	0/0	0	NA	NA	NA	NA	0
at UNLV	0/0	0	NA	NA	NA	NA	0
CSU	0/0	0	NA	NA	NA	NA	0
UH	0/0	0	NA	NA	NA	NA	0
at NMSU	0/0	0	NA	NA	NA	NA	0
at SJSU	1/0	NA	NA	NA	NA	NA	NA
WYO	0/0	0	NA	NA	NA	NA	0
at UNM	0/0	0	NA	NA	NA	NA	0

2020	G/GS	Snp	Grd	Tch	Eff.	Ass.	KD
at BSU	0/0	0	NA	NA	NA	NA	0
SDSU	0/0	0	NA	NA	NA	NA	0
at NEV	1/0	NA	NA	NA	NA	NA	NA
FS	1/0	NA	NA	NA	NA	NA	NA
at WYO	0/0	0	NA	NA	NA	NA	0
UNM	1/0	NA	NA	NA	NA	NA	NA
AFA	1/0	NA	NA	NA	NA	NA	NA
at CSU	0/0	0	NA	NA	NA	NA	0

2019	G/GS	Snp	Grd	Tch	Eff.	Ass.	KD
at WF	0/0	0	NA	NA	NA	NA	0
SB	1/0	17	NA	NA	NA	NA	1
at SDSU	0/0	0	NA	NA	NA	NA	0
CSU	0/0	0	NA	NA	NA	NA	0
at LSU	0/0	0	NA	NA	NA	NA	0
NEV	0/0	0	NA	NA	NA	NA	0
at AFA	0/0	0	NA	NA	NA	NA	0
BYU	0/0	0	NA	NA	NA	NA	0
at FS	0/0	0	NA	NA	NA	NA	0
WYO	0/0	0	NA	NA	NA	NA	0

BSU	1/0	13	NA	NA	NA	NA	0
at UNM	0/0	0	NA	NA	NA	NA	0
vs. KSU	1/0	35	NA	NA	NA	NA	0



77 - CALVIN KNAPP
OL • 6-3 • 275 • SO-JC
Jackson, Wisconsin
(Germantown HS)
(Iowa Western CC)

CAREER STATS - OFFENSIVE LINE

Year	G/GS	Snp	Grd	Tch	Eff.	Ass.	KD
2021	9/0	NA	NA	NA	NA	NA	NA

GAME-BY-GAME OFFENSIVE LINE

2021	G/GS	Snp	Grd	Tch	Eff.	Ass.	KD
at WSU	0/0	0	NA	NA	NA	NA	0
UND	0/0	0	NA	NA	NA	NA	0
at AFA	1/0	NA	NA	NA	NA	NA	NA
BSU	1/0	NA	NA	NA	NA	NA	NA
BYU	1/0	NA	NA	NA	NA	NA	NA
at UNLV	1/0	NA	NA	NA	NA	NA	NA
CSU	1/0	NA	NA	NA	NA	NA	NA
UH	1/0	NA	NA	NA	NA	NA	NA
at NMSU	1/0	NA	NA	NA	NA	NA	NA
at SJSU	1/0	NA	NA	NA	NA	NA	NA
WYO	1/0	NA	NA	NA	NA	NA	NA
at UNM	0/0	0	NA	NA	NA	NA	0



78 - JACOB SOUTH
OL • 6-5 • 290 • JR-2L
Anacortes, Washington
(Anacortes HS)

CAREER STATS - OFFENSIVE LINE

Year	G/GS	Snp	Grd	Tch	Eff.	Ass.	KD
2018	2/0	37	NA	NA	NA	NA	1
2019	10/3	210	NA	NA	NA	NA	2
2020	4/4	248	NA	NA	NA	NA	11
2021	7/7	NA	NA	NA	NA	NA	NA
TOTAL	23/14	437	NA	NA	NA	NA	14

GAME-BY-GAME OFFENSIVE LINE

2021	G/GS	Snp	Grd	Tch	Eff.	Ass.	KD
at WSU	1/1	NA	NA	NA	NA	NA	NA
UND	1/1	NA	NA	NA	NA	NA	NA
at AFA	1/1	NA	NA	NA	NA	NA	NA
BSU	1/1	NA	NA	NA	NA	NA	NA
BYU	1/1	NA	NA	NA	NA	NA	NA
at UNLV	0/0	0	NA	NA	NA	NA	0
CSU	0/0	0	NA	NA	NA	NA	0
UH	0/0	0	NA	NA	NA	NA	0
at NMSU	1/1	NA	NA	NA	NA	NA	NA
at SJSU	1/1	NA	NA	NA	NA	NA	NA
WYO	0/0	0	NA	NA	NA	NA	0
at UNM	0/0	0	NA	NA	NA	NA	0

2020	G/GS	Snp	Grd	Tch	Eff.	Ass.	KD
at BSU	1/1	71	NA	NA	NA	NA	2
SDSU	1/1	58	NA	NA	NA	NA	1
at NEV	0/0	0	NA	NA	NA	NA	0
FS	0/0	0	NA	NA	NA	NA	0
at WYO	0/0	0	NA	NA	NA	NA	0
UNM	1/1	59	NA	NA	NA	NA	3
AFA	1/1	60	NA	NA	NA	NA	5
at CSU	0/0	0	NA	NA	NA	NA	0

2019	G/GS	Snp	Grd	Tch	Eff.	Ass.	KD
at WF	0/0	0	NA	NA	NA	NA	0
SB	1/0	17	NA	NA	NA	NA	0
at SDSU	0/0	0	NA	NA	NA	NA	0
CSU	1/0	34	NA	NA	NA	NA	0
at LSU	1/0	51	NA	NA	NA	NA	1.0
NEV	1/0	7	NA	NA	NA	NA	0
at AFA	1/1	6	NA	NA	NA	NA	0
BYU	1/0	--	NA	NA	NA	NA	0



at FS	1/0	--	NA	NA	NA	NA	0
WYO	1/0	12	NA	NA	NA	NA	0
BSU	1/1	83	NA	NA	NA	NA	1.0
at UNM	0/0	0	NA	NA	NA	NA	0
vs. KSU	1/1	--	NA	NA	NA	NA	0

2018	G/GS	Snp	Grd	Tch	Eff.	Ass.	KD
at MSU	0/0	0	NA	NA	NA	NA	0
NMSU	1/0	14	NA	NA	NA	NA	0
TTU	1/0	23	NA	NA	NA	NA	1.0
AFA	0/0	0	NA	NA	NA	NA	0
at BYU	0/0	0	NA	NA	NA	NA	0
UNLV	0/0	0	NA	NA	NA	NA	0
at WYO	0/0	0	NA	NA	NA	NA	0
UNM	0/0	0	NA	NA	NA	NA	0
at UH	0/0	0	NA	NA	NA	NA	0
SJSU	0/0	0	NA	NA	NA	NA	0
at CSU	0/0	0	NA	NA	NA	NA	0
BSU	0/0	0	NA	NA	NA	NA	0
vs. UNT	0/0	0	NA	NA	NA	NA	0



79 - WADE MEACHAM
OL • 6-5 • 310 • JR-1L
Layton, Utah
(Layton HS)

CAREER STATS - OFFENSIVE LINE

Year	G/GS	Snp	Grd	Tch	Eff.	Ass.	KD
2018	4/0	68	NA	NA	NA	NA	0
2019	1/0	15	NA	NA	NA	NA	0
2020	4/0	8	NA	NA	NA	NA	0
2021	11/0	NA	NA	NA	NA	NA	NA
TOTAL	20/0	91	NA	NA	NA	NA	0

GAME-BY-GAME OFFENSIVE LINE

2021	G/GS	Snp	Grd	Tch	Eff.	Ass.	KD
at WSU	1/0	NA	NA	NA	NA	NA	NA
UND	1/0	NA	NA	NA	NA	NA	NA
at AFA	1/0	NA	NA	NA	NA	NA	NA
BSU	1/0	NA	NA	NA	NA	NA	NA
BYU	1/0	NA	NA	NA	NA	NA	NA
at UNLV	1/0	NA	NA	NA	NA	NA	NA
CSU	1/0	NA	NA	NA	NA	NA	NA
UH	1/0	NA	NA	NA	NA	NA	NA
at NMSU	1/0	NA	NA	NA	NA	NA	NA
at SJSU	1/0	NA	NA	NA	NA	NA	NA
WYO	1/0	NA	NA	NA	NA	NA	NA
at UNM	0/0	0	NA	NA	NA	NA	0

2020	G/GS	Snp	Grd	Tch	Eff.	Ass.	KD
at BSU	1/0	7	NA	NA	NA	NA	0
SDSU	1/0	1	NA	NA	NA	NA	0
at NEV	1/0	NA	NA	NA	NA	NA	NA
FS	1/0	NA	NA	NA	NA	NA	NA
at WYO	0/0	0	NA	NA	NA	NA	0
UNM	0/0	0	NA	NA	NA	NA	0
AFA	0/0	0	NA	NA	NA	NA	0
at CSU	0/0	0	NA	NA	NA	NA	0

2019	G/GS	Snp	Grd	Tch	Eff.	Ass.	KD
at WF	0/0	0	NA	NA	NA	NA	0
SB	1/0	15	NA	NA	NA	NA	0
at SDSU	0/0	0	NA	NA	NA	NA	0
CSU	0/0	0	NA	NA	NA	NA	0
at LSU	0/0	0	NA	NA	NA	NA	0
NEV	0/0	0	NA	NA	NA	NA	0
at AFA	0/0	0	NA	NA	NA	NA	0
BYU	0/0	0	NA	NA	NA	NA	0
at FS	0/0	0	NA	NA	NA	NA	0
WYO	0/0	0	NA	NA	NA	NA	0
BSU	0/0	0	0	0	0	0	0
at UNM	0/0	0	0	0	0	0	0
vs. KSU	0/0	0	0	0	0	0	0

2018	G/GS	Snp	Grd	Tch	Eff.	Ass.	KD
at MSU	0/0	0	NA	NA	NA	NA	0

NMSU	1/0	10	NA	NA	NA	NA	0
TTU	1/0	8	NA	NA	NA	NA	0
AFA	0/0	0	NA	NA	NA	NA	0
at BYU	0/0	0	NA	NA	NA	NA	0
UNLV	1/0	17	NA	NA	NA	NA	0
at WYO	0/0	0	NA	NA	NA	NA	0
UNM	1/0	33	NA	NA	NA	NA	0
at UH	0/0	0	NA	NA	NA	NA	0
SJSU	0/0	0	NA	NA	NA	NA	0
at CSU	0/0	0	NA	NA	NA	NA	0
at BSU	0/0	0	NA	NA	NA	NA	0
vs. UNT	0/0	0	NA	NA	NA	NA	0



80 - SEAN CARTER
WR • 6-3 • 190 • G-SR-1L
Westlake Village, California
(Westlake HS)
(Fullerton JC)

CAREER STATS - RECEIVING

Year	G/GS	Rec	Yds	Avg	TD	Long
2019	7/0	1	17	17.0	0	17
2020	0/0	0	0	0.0	0	0
2021	0/0	0	0	0.0	0	0
TOTAL	7/0	1	17	17.0	0	17

CAREER HIGHS - RECEIVING

Receptions: 1, vs. Boise State (11/23/19)
Yards: 17, vs. Boise State (11/23/19)
Long Catch: 17, vs. Boise State (11/23/19)

GAME-BY-GAME RECEIVING

2021	G/GS	Rec	Yds	Avg	TD	LG
at WSU	0/0	0	0	0.0	0	0
UND	0/0	0	0	0.0	0	0
at AFA	0/0	0	0	0.0	0	0
BSU	0/0	0	0	0.0	0	0
BYU	0/0	0	0	0.0	0	0
at UNLV	0/0	0	0	0.0	0	0
CSU	0/0	0	0	0.0	0	0
UH	0/0	0	0	0.0	0	0
at NMSU	0/0	0	0	0.0	0	0
at SJSU	0/0	0	0	0.0	0	0
WYO	0/0	0	0	0.0	0	0
at UNM	0/0	0	0	0.0	0	0

2020	G/GS	Rec	Yds	Avg	TD	LG
at BSU	0/0	0	0	0.0	0	0
SDSU	0/0	0	0	0.0	0	0
at NEV	0/0	0	0	0.0	0	0
FS	0/0	0	0	0.0	0	0
at WYO	0/0	0	0	0.0	0	0
UNM	0/0	0	0	0.0	0	0
AFA	0/0	0	0	0.0	0	0
at CSU	0/0	0	0	0.0	0	0

2019	G/GS	Rec	Yds	Avg	TD	LG
at WF	0/0	0	0	0.0	0	0
SB	1/0	0	0	0.0	0	0
at SDSU	0/0	0	0	0.0	0	0
CSU	0/0	0	0	0.0	0	0
at LSU	1/0	0	0	0.0	0	0
NEV	1/0	0	0	0.0	0	0
at AFA	1/0	0	0	0.0	0	0
BYU	1/0	0	0	0.0	0	0
at FS	0/0	0	0	0.0	0	0
WYO	0/0	0	0	0.0	0	0
at BSU	1/0	1	17	17.0	0	17
at UNM	1/0	0	0	0.0	0	0
vs. KSU	0/0	0	0	0.0	0	0



81 - TIM PATRICK JR.
WR • 6-0 • 180 • JR-2L
San Diego, California
(Morse HS)

CAREER STATS - RECEIVING

Year	G/GS	Rec	Yds	Avg	TD	Long
2018	2/0	0	0	0.0	0	0
2019	3/0	0	0	0.0	0	0
2020	3/0	3	21	7.0	0	11
2021	0/0	0	0	0.0	0	0
TOTAL	8/0	3	21	7.0	0	11

CAREER HIGHS - RECEIVING

Receptions: 3, vs. Air Force (12/3/20)
Receiving Yards: 21, vs. Air Force (12/3/20)
Long Catch: 11, vs. Air Force (12/3/20)

GAME-BY-GAME RECEIVING

2021	G/GS	Rec	Yds	Avg	TD	LG
at WSU	0/0	0	0	0.0	0	0
UND	0/0	0	0	0.0	0	0
at AFA	0/0	0	0	0.0	0	0
BSU	0/0	0	0	0.0	0	0
BYU	0/0	0	0	0.0	0	0
at UNLV	0/0	0	0	0.0	0	0
CSU	0/0	0	0	0.0	0	0
UH	0/0	0	0	0.0	0	0
at NMSU	0/0	0	0	0.0	0	0
at SJSU	0/0	0	0	0.0	0	0
WYO	0/0	0	0	0.0	0	0
at UNM	0/0	0	0	0.0	0	0

2020	G/GS	Rec	Yds	Avg	TD	LG
at BSU	1/0	0	0	0.0	0	0
SDSU	0/0	0	0	0.0	0	0
at NEV	0/0	0	0	0.0	0	0
FS	0/0	0	0	0.0	0	0
at WYO	0/0	0	0	0.0	0	0
UNM	1/0	0	0	0.0	0	0
AFA	1/0	3	21	7.0	0	11
at CSU	0/0	0	0	0.0	0	0

2019	G/GS	Rec	Yds	Avg	TD	LG
at WF	0/0	0	0	0.0	0	0
SB	1/0	0	0	0.0	0	0
at SDSU	0/0	0	0	0.0	0	0
CSU	1/0	0	0	0.0	0	0
at LSU	0/0	0	0	0.0	0	0
NEV	1/0	0	0	0.0	0	0
at AFA	0/0	0	0	0.0	0	0
BYU	0/0	0	0	0.0	0	0
at FS	0/0	0	0	0.0	0	0
WYO	0/0	0	0	0.0	0	0
BSU	0/0	0	0	0.0	0	0
at UNM	0/0	0	0	0.0	0	0
vs. KSU	0/0	0	0	0.0	0	0

2018	G/GS	Rec	Yds	Avg	TD	LG
at MSU	0/0	0	0	0.0	0	0
NMSU	0/0	0	0	0.0	0	0
TTU	1/0	0	0	0.0	0	0
AFA	0/0	0	0	0.0	0	0
at BYU	0/0	0	0	0.0	0	0
UNLV	1/0	0	0	0.0	0	0
at WYO	0/0	0	0	0.0	0	0
UNM	0/0	0	0	0.0	0	0
at UH	0/0	0	0	0.0	0	0
SJSU	0/0	0	0	0.0	0	0
at CSU	0/0	0	0	0.0	0	0
at BSU	0/0	0	0	0.0	0	0
vs. UNT	0/0	0	0	0.0	0	0





83 - JOEY ROULY
PK • 6-0 • 190 • SO-1L
Anaheim, California
(Canyon HS)

CAREER STATS - KICKOFFS

Year	GP	No.	Yds	Avg	TB
2020	6	19	1,098	57.8	3
2021	0	0	0	0.0	0
TOTAL	6	19	1,098	57.8	3

GAME-BY-GAME KICKOFFS

2021	No	Yds	Avg	TB	OB
at WSU	0	0	0.0	0	0
UND	0	0	0.0	0	0
at AFA	0	0	0.0	0	0
BSU	0	0	0.0	0	0
BYU	0	0	0.0	0	0
at UNLV	0	0	0.0	0	0
CSU	0	0	0.0	0	0
UH	0	0	0.0	0	0
at NMSU	0	0	0.0	0	0
at SJSU	0	0	0.0	0	0
WYO	0	0	0.0	0	0
at UNM	0	0	0.0	0	0

2020	No	Yds	Avg	TB	OB
at BSU	3	168	56.0	0	0
SDSU	1	65	65.0	1	0
at NEV	2	126	63.0	0	0
FS	4	236	59.0	1	0
at WYO	0	0	0.0	0	0
UNM	8	463	57.9	1	1
AFA	1	40	40.0	0	0
at CSU	0	0	0.0	0	0



83 - JOSH STERZER
TE • 6-3 • 230 • SO-1L
Salt Lake City, Utah
(Taylorsville HS)

CAREER STATS - RECEIVING

Year	G/GS	Rec	Yds	Avg	TD	Long
2020	2/1	0	0	0.0	0	0
2021	11/0	4	21	5.3	0	18
TOTAL	13/1	4	21	5.3	0	18

CAREER HIGHS - RECEIVING

Receptions: 3, at Air Force (9/18/21)
Yards: 21, at Air Force (9/18/21)
Long Catch: 18, at Air Force (9/18/21)

GAME-BY-GAME RECEIVING

2021	G/GS	Rec	Yds	Avg	TD	LG
at WSU	1/0	1	0	0.0	0	0
UND	1/0	0	0	0.0	0	0
at AFA	1/0	3	21	7.0	0	18
BSU	1/0	0	0	0.0	0	0
BYU	1/0	0	0	0.0	0	0
at UNLV	1/0	0	0	0.0	0	0
CSU	1/0	0	0	0.0	0	0
UH	1/0	0	0	0.0	0	0
at NMSU	1/0	0	0	0.0	0	0
at SJSU	1/0	0	0	0.0	0	0
WYO	1/0	0	0	0.0	0	0
at UNM	0/0	0	0	0.0	0	0

2020	G/GS	Rec	Yds	Avg	TD	LG
at BSU	0/0	0	0	0.0	0	0
SDSU	0/0	0	0	0.0	0	0
at NEV	0/0	0	0	0.0	0	0
FS	0/0	0	0	0.0	0	0
at WYO	0/0	0	0	0.0	0	0
UNM	1/0	0	0	0.0	0	0
AFA	1/1	0	0	0.0	0	0
at CSU	0/0	0	0	0.0	0	0



85 - PARKER BUCHANAN
TE • 6-6 • 215 • FR-HS
Brigham City, Utah
(Box Elder HS)

CAREER STATS - RECEIVING

Year	G/GS	Rec	Yds	Avg	TD	Long
2021	3/0	0	0	0.0	0	0

CAREER HIGHS - RECEIVING

(NA)

GAME-BY-GAME RECEIVING

2021	G/GS	Rec	Yds	Avg	TD	LG
at WSU	1/0	0	0	0.0	0	0
UND	0/0	0	0	0.0	0	0
at AFA	0/0	0	0	0.0	0	0
BSU	0/0	0	0	0.0	0	0
BYU	0/0	0	0	0.0	0	0
at UNLV	0/0	0	0	0.0	0	0
CSU	0/0	0	0	0.0	0	0
UH	1/0	0	0	0.0	0	0
at NMSU	0/0	0	0	0.0	0	0
at SJSU	0/0	0	0	0.0	0	0
WYO	1/0	0	0	0.0	0	0
at UNM	0/0	0	0	0.0	0	0



87 - BROC LANE
TE • 6-4 • 235 • SO-1L
Gilbert, Arizona
(Perry HS)

CAREER STATS - RECEIVING

Year	G/GS	Rec	Yds	Avg	TD	Long
2020	6/0	2	9	4.5	0	5
2021	0/0	0	0	0.0	0	0
TOTAL	6/0	2	9	4.5	0	5

CAREER HIGHS - RECEIVING

Receptions: 2, vs. San Diego State (10/31/20)
Yards: 9, avs. San Diego State (10/31/20)
Long Catch: 5, vs. San Diego State (10/31/20)

GAME-BY-GAME RECEIVING

2021	G/GS	Rec	Yds	Avg	TD	LG
at WSU	0/0	0	0	0.0	0	0
UND	0/0	0	0	0.0	0	0
at AFA	0/0	0	0	0.0	0	0
BSU	0/0	0	0	0.0	0	0
BYU	0/0	0	0	0.0	0	0
at UNLV	0/0	0	0	0.0	0	0
CSU	0/0	0	0	0.0	0	0
UH	0/0	0	0	0.0	0	0
at NMSU	0/0	0	0	0.0	0	0
at SJSU	0/0	0	0	0.0	0	0
WYO	0/0	0	0	0.0	0	0
at UNM	0/0	0	0	0.0	0	0

2020	G/GS	Rec	Yds	Avg	TD	LG
at BSU	1/0	0	0	0.0	0	0
SDSU	1/0	2	9	4.5	0	5
at NEV	1/0	0	0	0.0	0	0
FS	1/0	0	0	0.0	0	0
at WYO	0/0	0	0	0.0	0	0
UNM	1/0	0	0	0.0	0	0
AFA	1/0	0	0	0.0	0	0
at CSU	0/0	0	0	0.0	0	0



88 - CARSON TERRELL
TE • 6-5 • 240 • SR-4L
Lehi, Utah
(Lehi HS)

CAREER STATS - RECEIVING

Year	G/GS	Rec	Yds	Avg	TD	Long
2017	12/0	10	107	10.7	0	22
2018	13/3	10	150	15.0	1	40
2019	12/10	13	84	6.5	0	12
2020	4/3	4	62	15.5	1	25
2021	9/6	8	84	10.5	2	21
TOTAL	50/22	45	487	10.8	4	40

CAREER HIGHS - RECEIVING

Receptions: 4, at San Diego State (9/21/19)
Yards: 42, at BYU (10/5/18)
Long Catch: 40, at BYU (10/5/18)
TD: 1, vs. four opponents

GAME-BY-GAME RECEIVING

2021	G/GS	Rec	Yds	Avg	TD	LG
at WSU	0/0	0	0	0.0	0	0
UND	0/0	0	0	0.0	0	0
at AFA	1/0	2	22	11.0	1	17
BSU	1/1	1	1	1.0	0	1
BYU	1/0	0	0	0.0	0	0
at UNLV	1/1	1	1	1.0	0	1
CSU	1/1	1	20	20.0	0	20
UH	1/1	2	34	17.0	1	21
at NMSU	1/1	0	0	0.0	0	0
at SJSU	1/0	1	6	6.0	0	6
WYO	1/1	0	0	0.0	0	0
at UNM	0/0	0	0	0.0	0	0

2020	G/GS	Rec	Yds	Avg	TD	LG
at BSU	0/0	0	0	0.0	0	0
SDSU	0/0	0	0	0.0	0	0
at NEV	1/0	1	10	10.0	0	10
FS	1/1	0	0	0.0	0	0
at WYO	0/0	0	0	0.0	0	0
UNM	1/1	1	25	25.0	1	25
AFA	1/1	2	27	13.5	0	15
at CSU	0/0	0	0	0.0	0	0

2019	G/GS	Rec	Yds	Avg	TD	LG
at WF	1/1	3	17	5.7	0	10
SB	1/1	1	6	6.0	0	6
at SDSU	1/1	4	33	8.3	0	12
CSU	1/1	1	5	5.0	0	5
at LSU	1/1	1	10	10.0	0	10
NEV	1/1	0	0	0.0	0	0
at AFA	1/1	0	0	0.0	0	0
BYU	1/0	1	3	3.0	0	3
at FS	1/1	0	0	0.0	0	0
WYO	1/0	0	0	0.0	0	0
at BSU	0/0	0	0	0.0	0	0
at UNM	1/1	0	0	0.0	0	0
vs. KSU	1/1	2	12	6.0	0	9

2018	G/GS	Rec	Yds	Avg	TD	LG
at MSU	1/0	1	9	9.0	0	9
NMSU	1/0	0	0	0.0	0	0
TTU	1/0	3	37	12.3	0	24
AFA	1/0	1	14	14.0	0	14
at BYU	1/0	2	42	21.0	0	40
UNLV	1/1	1	12	12.0	0	12
at WYO	1/1	1	7	7.0	0	7
UNM	1/1	1	29	29.0	1	29
at UH	1/0	0	0	0.0	0	0
SJSU	1/0	0	0	0.0	0	0
at CSU	1/0	0	0	0.0	0	0
at BSU	1/0	0	0	0.0	0	0
vs. UNT	1/0	0	0	0.0	0	0



2017	G/GS	Rec	Yds	Avg	TD	LG
at WIS	1/0	2	18	9.0	0	13
ISU	1/0	1	19	19.0	0	19
at WF	1/0	1	6	6.0	0	6
at SJSU	1/0	1	18	18.0	0	18
BYU	1/0	0	0	0.0	0	0
CSU	1/0	1	16	16.0	0	16
WYO	1/0	2	25	12.5	0	22
at UNLV	1/0	1	3	3.0	0	3
BSU	0/0	0	0	0.0	0	0
at UNM	1/0	0	0	0.0	0	0
UH	1/0	1	2	2.0	0	2
at AFA	1/0	0	0	0.0	0	0
vs NMSU	1/0	0	0	0.0	0	0



89 - ELLIOTT NIMROD

PK • 6-0 • 175 • SO-TR
Bentonville, Arkansas
(Bentonville HS)
(Arkansas State)

CAREER STATS - KICKOFFS

Year	GP	No.	Yds	Avg	TB
2020	7	35	1,752	50.1	8
2021	11	67	4,019	60.2	30
TOTAL	18	102	5,771	56.6	38

CAREER HIGHS - KICKOFFS

Kickoffs: 10, vs. Georgia State (10/15/20)
Avg: 65.2, vs. Hawai'i (10/30/21)
Touchbacks: 7, vs. Hawai'i (10/30/21)

GAME-BY-GAME KICKOFFS

2021	No	Yds	Avg	TB	OB
at WSU	6	358	59.7	3	0
UND	9	508	56.4	2	1
at AFA	7	423	60.4	3	0
BSU	2	100	50.0	1	0
BYU	5	306	61.2	2	0
at UNLV	5	295	59.0	3	0
CSU	6	369	61.5	2	0
UH	9	587	65.2	7	0
at NMSU	6	390	65.0	6	0
at SJSU	8	442	55.3	0	0
WYO	4	241	60.2	1	0
at UNM	0	0	0.0	0	0



90 - PHILLIP PAEA

DT • 6-4 • 300 • G-JR-TR
Berrien Springs, Michigan
(Berrien Springs HS)
(Michigan)

CAREER STATS - DEFENSE

Year	G/GS	UA-AT-TT	TFL	Sack	INT	PB	FF	FR
2018	2/0	0-0-0	0.0-0	0.0-0	0-0	0	0	0
2019	0/0	0-0-0	0.0-0	0.0-0	0-0	0	0	0
2020	1/0	0-0-0	0.0-0	0.0-0	0-0	0	0	0
2021	11/0	2-9-11	1.5-5	0.0-0	0-0	0	0	0
TOTAL	14/0	2-9-11	1.5-5	0.0-0	0-0	0	0	0

CAREER HIGHS - DEFENSE

Tackles: 4, at Air Force (9/18/21)
TFLs: 1.5, at San José State (11/13/21)

GAME-BY-GAME DEFENSE

2021	G/GS	U-A-T	TFL	Sack	INT	PB	QH	F/R
at WSU	1/0	0-0-0	0.0-0	0.0-0	0	0	0	0/0
UND	1/0	0-0-0	0.0-0	0.0-0	0	0	0	0/0
at AFA	1/0	1-3-4	0.0-0	0.0-0	0	0	0	0/0
BSU	1/0	0-1-1	0.0-0	0.0-0	0	0	0	0/0
BYU	1/0	0-0-0	0.0-0	0.0-0	0	0	0	0/0
at UNLV	1/0	0-1-1	0.0-0	0.0-0	0	0	0	0/0
CSU	1/0	0-2-2	0.0-0	0.0-0	0	0	0	0/0
UH	1/0	0-0-0	0.0-0	0.0-0	0	0	0	0/0
at NMSU	1/0	0-0-0	0.0-0	0.0-0	0	0	0	0/0
at SJSU	1/0	1-1-2	1.5-5	0.0-0	0	0	0	0/0
WYO	1/0	0-1-1	0.0-0	0.0-0	0	0	0	0/0
at UNM	0/0	0-0-0	0.0-0	0.0-0	0	0	0	0



91 - JAMES HANSEN

DT • 6-2 • 290 • JR-1L
Fontana, California
(Kaiser HS)
(Riverside CC)

CAREER STATS - DEFENSE

Year	G/GS	UA-AT-TT	TFL	Sack	INT	PB	FF	FR
2020	5/1	1-8-9	0.0-0	0.0-0	0-0	0	0	0
2021	0/0	0-0-0	0.0-0	0.0-0	0-0	0	0	0
TOTAL	5/1	1-8-9	0.0-0	0.0-0	0-0	0	0	0

CAREER HIGHS - DEFENSE

Tackles: 3, two times
QBH: 1, vs. Fresno State (11/14/20)

GAME-BY-GAME DEFENSE

2021	G/GS	U-A-T	TFL	Sack	INT	PB	QH	F/R
at WSU	0/0	0-0-0	0.0-0	0.0-0	0	0	0	0/0
UND	0/0	0-0-0	0.0-0	0.0-0	0	0	0	0/0
at AFA	0/0	0-0-0	0.0-0	0.0-0	0	0	0	0/0
BSU	0/0	0-0-0	0.0-0	0.0-0	0	0	0	0/0
BYU	0/0	0-0-0	0.0-0	0.0-0	0	0	0	0/0
at UNLV	0/0	0-0-0	0.0-0	0.0-0	0	0	0	0/0
CSU	0/0	0-0-0	0.0-0	0.0-0	0	0	0	0/0
UH	0/0	0-0-0	0.0-0	0.0-0	0	0	0	0/0
at NMSU	0/0	0-0-0	0.0-0	0.0-0	0	0	0	0/0
at SJSU	0/0	0-0-0	0.0-0	0.0-0	0	0	0	0/0
WYO	0/0	0-0-0	0.0-0	0.0-0	0	0	0	0/0
at UNM	0/0	0-0-0	0.0-0	0.0-0	0	0	0	0/0

2020	G/GS	U-A-T	TFL	Sack	INT	PB	QH	F/R
at BSU	0/0	0-0-0	0.0-0	0.0-0	0	0	0	0/0
SDSU	1/0	0-0-0	0.0-0	0.0-0	0	0	0	0/0
at NEV	1/0	0-1-1	0.0-0	0.0-0	0	0	0	0/0
FS	1/1	0-2-2	0.0-0	0.0-0	0	0	1	0/0
at WYO	0/0	0-0-0	0.0-0	0.0-0	0	0	0	0/0
UNM	1/0	0-3-3	0.0-0	0.0-0	0	0	0	0/0
AFA	1/0	1-2-3	0.0-0	0.0-0	0	0	0	0/0
at CSU	0/0	0-0-0	0.0-0	0.0-0	0	0	0	0/0



92 - HALE MOTU'APUAKA

DT • 6-1 • 275 • JR-2L
Honolulu, Hawai'i
(Punahou HS)

CAREER STATS - DEFENSE

Year	G/GS	UA-AT-TT	TFL	Sack	INT	PB	FF	FR
2018	2/0	0-0-0	0.0-0	0.0-0	0-0	0	0	0
2019	12/0	5-8-13	0.5-0	0.0-0	0-0	0	0	0
2020	6/2	2-6-8	0.0-0	0.0-0	0-0	0	0	0
2021	11/11	8-12-20	5.5-18	1.5-8	0-0	0	0	0
TOTAL	31/13	15-26-41	6.0-18	1.5-8	0-0	0	0	0

CAREER HIGHS - DEFENSE

Tackles: 4, vs. two opponents
TFL: 1.5, vs. Hawai'i (10/30/21)
Sacks: 1.5, vs. Hawai'i (10/30/21)
QBH: 1, vs. three opponents
Blocked Kick: 1, vs. San Diego State (10/31/20)

GAME-BY-GAME DEFENSE

2021	G/GS	U-A-T	TFL	Sack	INT	PB	QH	F/R
at WSU	1/1	1-1-2	0.5-1	0.0-0	0	0	0	0/0
UND	1/1	1-3-4	1.0-3	0.0-0	0	0	0	0/0
at AFA	1/1	0-2-2	0.0-0	0.0-0	0	0	0	0/0
BSU	1/1	1-1-2	0.0-0	0.0-0	0	0	0	0/0
BYU	1/1	0-1-1	0.5-0	0.0-0	0	0	0	0/0
at UNLV	1/1	0-1-1	0.0-0	0.0-0	0	0	0	0/0
CSU	1/1	0-0-0	0.0-0	0.0-0	0	0	0	0/0
UH	1/1	1-1-2	1.5-8	1.5-8	0	0	0	0/0
at NMSU	0/0	0-0-0	0.0-0	0.0-0	0	0	1	0/0
at SJSU	1/1	2-0-2	1.0-3	0.0-0	0	0	0	0/0
WYO	1/1	0-1-1	0.0-0	0.0-0	0	0	0	0/0
at UNM	0/0	0-0-0	0.0-0	0.0-0	0	0	0	0/0

2020	G/GS	U-A-T	TFL	Sack	INT	PB	QH	F/R
at BSU	1/0	1-0-1	0.0-0	0.0-0	0	0	0	0/0
SDSU	1/0	1-2-3	0.0-0	0.0-0	0	0	0	0/0
at NEV	1/1	0-0-0	0.0-0	0.0-0	0	0	0	0/0
FS	1/0	0-0-0	0.0-0	0.0-0	0	0	1	0/0
at WYO	0/0	0-0-0	0.0-0	0.0-0	0	0	0	0/0
UNM	1/0	0-0-0	0.0-0	0.0-0	0	0	0	0/0
AFA	1/1	0-4-4	0.0-0	0.0-0	0	0	0	0/0
at CSU	0/0	0-0-0	0.0-0	0.0-0	0	0	0	0/0

2019	G/GS	U-A-T	TFL	Sack	INT	PB	QH	F/R
at WF	1/0	1-1-2	0.0-0	0.0-0	0	0	0	0/0
SB	1/0	1-2-3	0.0-0	0.0-0	0	0	0	0/0
at SDSU	1/0	0-0-0	0.0-0	0.0-0	0	0	0	0/0
CSU	1/0	0-1-1	0.0-0	0.0-0	0	0	0	0/0
at LSU	0/0	0-0-0	0.0-0	0.0-0	0	0	0	0/0
NEV	1/0	0-0-0	0.0-0	0.0-0	0	0	0	0/0
at AFA	1/0	1-0-1	0.0-0	0.0-0	0	0	0	0/0
BYU	1/0	0-1-1	0.5-0	0.0-0	0	0	1	0/0
at FS	1/0	0-0-0	0.0-0	0.0-0	0	0	0	0/0
WYO	1/0	1-0-1	0.0-0	0.0-0	0	0	0	0/0
BSU	1/0	0-3-3	0.0-0	0.0-0	0	0	0	0/0
at UNM	1/0	0-0-0	0.0-0	0.0-0	0	0	0	0/0
vs. KSU	1/0	1-0-1	0.0-0	0.0-0	0	0	0	0/0

2018	G/GS	U-A-T	TFL	Sack	INT	PB	QH	F/R
at MSU	0/0	0-0-0	0.0-0	0.0-0	0	0	0	0/0
NMSU	0/0	0-0-0	0.0-0	0.0-0	0	0	0	0/0
TTU	0/0	0-0-0	0.0-0	0.0-0	0	0	0	0/0
AFA	0/0	0-0-0	0.0-0	0.0-0	0	0	0	0/0
at BYU	0/0	0-0-0	0.0-0	0.0-0	0	0	0	0/0
UNLV	0/0	0-0-0	0.0-0	0.0-0	0	0	0	0/0
at WYO	0/0	0-0-0	0.0-0	0.0-0	0	0	0	0/0
UNM	0/0	0-0-0	0.0-0	0.0-0	0	0	0	0/0
at UH	1/0	0-0-0	0.0-0	0.0-0	0	0	0	0/0
SJSU	1/0	0-0-0	0.0-0	0.0-0	0	0	0	0/0
at CSU	0/0	0-0-0	0.0-0	0.0-0	0	0	0	0/0
at BSU	0/0	0-0-0	0.0-0	0.0-0	0	0	0	0/0
vs. UNT	0/0	0-0-0	0.0-0	0.0-0	0	0	0	0/0



93 - DARIUS MCFARLAND

DE • 6-1 • 235 • SO-TR
Brigham City, Utah
(Box Elder HS)
(BYU)

CAREER STATS - DEFENSE

Year	G/GS	UA-AT-TT	TFL	Sack	INT	PB	FF	FR
2018	1/0	0-0-0	0.0-0	0.0-0	0-0	0	0	0
2019	5/0	0-0-0	0.0-0	0.0-0	0-0	0	0	0
2020	0/0							



95 - MARCUS MOORE

DT • 6-2 • 270 • G-SR-1L

Pasadena, California

(Crespi HS)

(UCLA)

CAREER STATS - DEFENSE

Year	G/GS	UA-AT-TT	TFL	Sack	INT	PB	FF	FR
2016	0/0	0-0-0	0.0-0	0.0-0	0-0	0	0	0
2017	13/3	13-7-20	5.5-20	1.0-6	0-0	1	1	0
2018	4/0	2-1-3	0.0-0	0.0-0	0-0	0	0	0
2020	5/3	16-4-20	2.5-19	2.0-18	0-0	0	0	0
2021	11/11	13-22-35	8.5-19	0.0-0	0-0	0	0	0
TOTAL	33/17	44-34-78	16.5-54	3.0-24	0-0	1	1	0

CAREER HIGHS - DEFENSE

Tackles: 9, vs. BYU (10/1/21)
 Sacks: 1.0, vs. three opponents
 TFL: 3.0, at New Mexcio St. (11/6/21)
 PBU: 1, vs. Arizona State (11/11/17)
 FF: 1, at Washington (10/28/17)
 QBH: 1, vs. five opponents

GAME-BY-GAME DEFENSE

2021	G/GS	U-A-T	TFL	Sack	INT	PB	QH	F/R
at WSU	1/1	2-0-2	1.0-4	0.0-0	0	0	1	0/0
UND	1/1	0-1-1	0.0-0	0.0-0	0	0	1	0/0
at AFA	1/1	0-3-3	0.0-0	0.0-0	0	0	0	0/0
BSU	1/1	0-2-2	0.5-1	0.0-0	0	0	0	0/0
BYU	1/1	3-6-9	2.5-5	0.0-0	0	0	1	0/0
at UNLV	1/1	0-0-0	0.0-0	0.0-0	0	0	0	0/0
CSU	1/1	3-4-7	0.0-0	0.0-0	0	0	0	0/0
UH	1/1	0-0-0	0.0-0	0.0-0	0	0	0	0/0
at NMSU	1/1	4-0-4	3.0-5	0.0-0	0	0	1	0/0
at SJSU	1/1	1-3-4	1.5-4	0.0-0	0	0	0	0/0
WYO	1/1	0-3-3	0.0-0	0.0-0	0	0	0	0/0
at UNM	0/0	0-0-0	0.0-0	0.0-0	0	0	0	0/0
2020	G/GS	U-A-T	TFL	Sack	INT	PB	QH	F/R
at BSU	1/1	6-1-7	0.0-0	0.0-0	0	0	0	0/0
SDSU	1/1	3-2-5	0.5-1	0.0-0	0	0	1	0/0
at NEV	1/0	1-0-1	1.0-9	1.0-9	0	0	0	0/0
FS	1/0	6-0-6	1.0-9	1.0-9	0	0	0	0/0
at WYO	0/0	0-0-0	0.0-0	0.0-0	0	0	0	0/0
UNM	1/1	0-1-1	0.0-0	0.0-0	0	0	0	0/0
AFA	0/0	0-0-0	0.0-0	0.0-0	0	0	0	0/0
at CSU	0/0	0-0-0	0.0-0	0.0-0	0	0	0	0/0



96 - POUKESI VAKAUTA

DT • 6-0 • 285 • SO-SQ

Eules, Texas

(Trinity HS)

CAREER STATS - DEFENSE

Year	G/GS	UA-AT-TT	TFL	Sack	INT	PB	FF	FR
2020	1/0	0-1-1	0.5-1	0.0-0	0-0	0	0	0
2021	11/0	4-5-9	3.0-10	0.5-3	0-0	0	1	2
TOTAL	12/0	4-6-10	3.5-11	0.5-3	0-0	0	1	2

CAREER HIGHS - DEFENSE

Tackles: 3, vs. Colorado State (10/22/21)
 TFL: 1.0, vs. two opponents
 Sacks: 0.5, at New Mexico State (11/6/21)
 FR: 1, vs. two opponents

GAME-BY-GAME DEFENSE

2021	G/GS	U-A-T	TFL	Sack	INT	PB	QH	F/R
at WSU	1/0	0-0-0	0.0-0	0.0-0	0	0	0	0/0
UND	1/0	1-1-2	1.0-3	0.0-0	0	0	0	0/0
at AFA	1/0	1-0-1	1.0-1	0.0-0	0	0	0	0/0
BSU	1/0	1-0-1	0.0-0	0.0-0	0	0	0	0/0
BYU	1/0	0-0-0	0.0-0	0.0-0	0	0	0	0/0
at UNLV	1/0	0-0-0	0.0-0	0.0-0	0	0	0	0/0
CSU	1/0	0-3-3	0.5-3	0.0-0	0	0	0	0/1
UH	1/0	0-0-0	0.0-0	0.0-0	0	0	1	0/1
at NMSU	1/0	1-1-2	0.5-3	0.5-3	0	0	0	0/0

at SJSU	1/0	0-0-0	0.0-0	0.0-0	0	0	0	0/0
WYO	1/0	0-0-0	0.0-0	0.0-0	0	0	0	0/0
at UNM	0/0	0-0-0	0.0-0	0.0-0	0	0	0	0/0
2020	G/GS	U-A-T	TFL	Sack	INT	PB	QH	F/R
at BSU	0/0	0-0-0	0.0-0	0.0-0	0	0	0	0/0
SDSU	0/0	0-0-0	0.0-0	0.0-0	0	0	0	0/0
at NEV	1/0	0-1-1	0.5-0	0.0-0	0	0	0	0/0
FS	0/0	0-0-0	0.0-0	0.0-0	0	0	0	0/0
at WYO	0/0	0-0-0	0.0-0	0.0-0	0	0	0	0/0
UNM	0/0	0-0-0	0.0-0	0.0-0	0	0	0	0/0
AFA	0/0	0-0-0	0.0-0	0.0-0	0	0	0	0/0
at CSU	0/0	0-0-0	0.0-0	0.0-0	0	0	0	0/0



/// GAME 10 RECAP vs. SAN JOSÉ STATE ///

November 13, 2021
CEFCU STADIUM
SCORING SUMMARY

	1	2	3	4	FINAL
Utah State	0	24	7	17	48
San José State	7	7	3	0	17

First Quarter

SJSU - Reed 58 yd interception return (Mercurio kick, 1:10)

Second Quarter

SJSU - Nevens 1 yd run (Mercurio kick, 14:26)

USU - Scarver 2 yd pass from Bonner (Coles kick, 12:40)

USU - Wright 4 yd pass from Bonner (Coles kick, 9:55)

USU - Noa 3 yd run (Coles kick, 9:55)

USU - Coles 32 yd FG (0:00)

Third Quarter

SJSU - Mercurio 44 yd FG (9:32)

USU - Bowling 5 yd pass from Bonner (Coles kick, 7:12)

Fourth Quarter

USU - Wright 41 yd pass from Bonner (Coles kick, 10:17)

USU - Coles 40 yd FG (6:28)

USU - Tyler Jr. 6 yd run (Coles kick, 5:21)

Attendance: 15,135

TEAM STATISTICS

	USU	SJSU
First Downs	23	10
Rushing	147	12
Passing	263	138
Total Offense	410	150
Fumbles: Number-Lost	1-1	4-2
Penalties: Number-Yards	5-33	8-100
Punts-Yards/Avg.	4-143/35.8	8-325/40.6
Punt returns: No-Yds-TD/Avg.	2-11-0/5.5	0-0-0/0.0
Kickoff Returns: No-Yds-TD/Avg.	2-35-0/17.5	6-105-0/17.5
Interceptions: No-Yds-TD	1-45-0	1-58-1
Fumble Returns: No-Yds-TD	0-0-0	0-0-0
Possession Time	37:03	22:57
Third-Down Conversions	8-17	1-of-12

INDIVIDUAL RUSHING
USU: Tyler Jr., 21-61, TD; Noa, 10-41, TD; Makakona, 9-35; Bonner, 5-5; Peasley, 2-5.

SJSU: Nash, 7-16; Nevens, 10-12, TD; Robinson, 3-3; Starkel, 1(-8); TEAM, 1(-11).

INDIVIDUAL PASSING (C-A-I, Yds, TD)
USU: Bonner, 20-33-1, 263, 4 TD; Peasley, 0-1-0, 0, 0.

SJSU: Starkel, 19-29-1, 138, 0; Nash, 0-3-0, 0, 0.

INDIVIDUAL RECEIVING
USU: Thompkins, 5-127; Wright, 3-50, 2 TD; McGriff, 3-29; Bowling, 3-25, TD; Tyler Jr., 2-12; Noa, 2-12; Terrell, 1-6; Scarver, 1-2, TD.

SJSU: Hamilton, 4-43; Robinson, 4-6; Braddock, 2-19; Deese Jr., 2-10; Holliness, 2-8; Nevens, 2-7; Loving-Black, 1-23; Miller, 1-16; Canaan, 1-6.

USU Punt Returns: Nathan, 2-11.

USU KO Returns: Scarver, 1-21; Thompkins, 1-14.

USU Interception Returns: Carter, 1-45.

USU Fumble Returns: Carter, 1-0.

USU Tackle Leaders: Rice, 8; Reynolds, 6; Anyanwu, 6.

UTAH STATE STARTERS
OFFENSE

LT	Edwards
LG	Ali'ifua
C	Dolphin
RG	White
RT	South
WR	Bowling
WR	Thompkins
WR	Wright
WR	McGriff
RB	Tyler Jr.
QB	Bonner

DEFENSE

DE	Vaughns
DT	Moore
DT	Motu'apuaka
DE	Heninger
ILB	Rice
ILB	Vongphachanh
OLB	Gilliam
S	Reynolds
CB	Anyanwu
CB	Lampkin
S	Bond



Graduate junior QB Logan Bonner (1) was 20-of-33 passing for 263 yards and a career-high-tying four touchdowns in Utah State's 48-17 Mountain West win at San José State.

SAN JOSE, California - Graduate junior QB Logan Bonner was 20-of-33 passing for 263 yards and a career-high-tying four touchdowns and senior WR Deven Thompkins caught five passes for a game-high 127 yards as Utah State rolled to a 48-17 Mountain West win at San Jose State on Saturday, Nov. 13, 2021.

For Bonner, he became the first quarterback in school history to throw at least four touchdowns in three-straight games, while Thompkins tied Kevin Curtis' 2001 school record for most consecutive 100-yard receiving games at six.

After the Aggies spotted the defending Mountain West champion Spartans a 14-0 lead, Utah State (8-2, 5-1 MW) outscored the hosts 48-3 the rest of the way. The double-digit comeback victory was the sixth of the season for USU, including its fifth straight on the road.

Utah State finished the game with 410 yards of total offense (263 passing, 147 rushing) and held the Spartans (5-6, 3-4 MW) to just 150 yards, including 12 on the ground, which tied a season low and is tied for the 19th-fewest in school history. It is also the fewest yards allowed by USU since Weber State's 138 in 2013. The Aggies also notched a pair of sacks and finished the game with 8.0 tackles for loss.

Junior OLB Ajani Carter highlighted Utah State's efforts on defense as he recorded four tackles, including a strip sack that he recovered to set up a touchdown. He also intercepted a pass and returned it 45 yards, and had one pass breakup.

Graduate senior ILB Justin Rice led the Aggies with eight tackles, while junior CB Michael Anyanwu tied his career high with six tackles.

Senior WR Derek Wright had three receptions for 50 yards and a career-high-tying two touchdowns, while graduate senior WR Brandon Bowling had three catches for 25 yards and a score. Graduate junior RB Calvin Tyler Jr. led all rushers in the game with 61 yards and a touchdown on 21 carries, and sophomore RB Elelyon Noa added 41 yards and another score on the ground. In all, eight different Aggies caught at least one pass in the game.

The Spartans took a 7-0 lead late in the first quarter when Kenyon Reed intercepted a pass by Bonner and returned it 58 yards for a touchdown. It marked the first time since 2019 that an opponent has had a pick-six against the Aggies.

On the very next series, Bonner fumbled after being sacked and the Spartans recovered the ball on Utah State's 38-yard line. Three plays later, SJSU doubled its lead when Tyler Nevens scored on a 1-yard touchdown run, making it 14-0 early in the second quarter.

The Aggies answered San Jose State's touchdown with their first score the next time they touched the ball. Bonner threw a 2-yard touchdown pass to senior WR Savon Scarver to pare the deficit to 14-7 with 12:40 remaining in the half.

Utah State's defense set up the Aggies' next touchdown when Carter sacked SJSU quarterback Nick Nash. Carter also knocked the ball loose and recovered it at the Spartans' 4-yard line.

Two plays later, Bonner hooked up with Wright from four yards out and the game was knotted at 14-apiece with 9:50 showing on the clock.

The Aggies kept the pedal to the metal as Noa scored on a 3-yard touchdown run, while graduate senior PK Connor Coles kicked a 32-yard field goal to send Utah State into the locker room with a 24-14 lead.

Utah State then outscored San José State 24-3 in the second half as Bowling, Wright and Tyler all had touchdowns, while Coles added another field goal.



Junior OLB Ajani Carter (12) had an interception, forced and recovered a fumble on a sack, had a pass breakup and recorded four tackles against the Spartans.





/// GAME 9 RECAP vs. NEW MEXICO STATE ///



November 6, 2021
AGGIE MEMORIAL STADIUM

SCORING SUMMARY

	1	2	3	4	FINAL
Utah State	0	7	21	7	35
New Mexico State	10	3	0	0	13

First Quarter

NMSU - Price 11 yd run (Albertson kick, 4:46)
NMSU - Albertson 45 yd FG (1:01)

Second Quarter

USU - Thompkins 26 yd pass from Bonner (Coles kick, 10:06)
NMSU - Albertson 35 yd FG (4:10)

Third Quarter

USU - Thompkins 54 yd pass from Bonner (Coles kick, 14:02)
USU - Wright 4 yd pass from Bonner (Coles kick, 9:36)
USU - Noa 4 yd run (Coles kick, 5:06)

Fourth Quarter

USU - McGriff 1 yd pass from Bonner (Coles kick, 8:43)
Attendance: 7,802

TEAM STATISTICS

	USU	NMSU
First Downs	23	28
Rushing	98	49
Passing	359	298
Total Offense	457	347
Fumbles: Number-Lost	1-0	3-0
Penalties: Number-Yards	8-76	13-96
Punts-Yards/Avg.	2-104/52.0	3-133/44.3
Punt returns: No-Yds-TD/Avg.	0-0-0/0.0	1-(-1)-0/-1.0
Kickoff Returns: No-Yds-TD/Avg.	2-38-0/19.0	4-132-1/33.0
Interceptions: No-Yds-TD	0-0-0	1-13-0
Fumble Returns: No-Yds-TD	0-0-0	0-0-0
Possession Time	26:20	33:40
Third-Down Conversions	5-of-9	5-of-15

INDIVIDUAL RUSHING

USU: Noa, 16-57, TD; Tyler Jr., 8-39; Scarver, 1-10; Gentry, 4-1; Bonner, 3-(-9).
NMSU: Price, 9-36, TD; Johnson, 23-10; Escobar, 2-3; Samuels, 1-0.

INDIVIDUAL PASSING (C-A-I, Yds, TD)

USU: Bonner, 22-32-1, 359, 4.
NMSU: Johnson, 30-44-0, 298, 0.

INDIVIDUAL RECEIVING

USU: Thompkins, 9-215, 2 TD; Bowling, 4-50; Wright, 3-20, TD; McGriff, 2-20, TD; Van Leeuwen, 2-19; Scarver, 2-17; Noa, 1-18.
NMSU: Harrity, 9-52; Bodison, 6-54; Wyatt, 4-59; Warner, 4-47; Price, 4-20; Whitford, 2-30; Garcia-Castaneda, 1-5.

USU Punt Returns: None.

USU KO Returns: Thompkins, 2-27; Scarver, 1-20.

USU Interception Returns: None.

USU Fumble Returns: None.

USU Tackle Leaders: Bond, 9; Reynolds, 8; Rice, 7; Gilliam, 6; Anyanwu, 5; Heninger, 5.

UTAH STATE STARTERS

OFFENSE

LT	South
LG	Ali'ifua
C	Dolphin
RG	White
RT	Motes
TE	Terrell
WR	Thompkins
WR	Wright
WR	McGriff
RB	Noa
QB	Bonner

DEFENSE

DE	Joyner Jr.
DT	Moore
DT	Motu'apuaka
DE	Heninger
ILB	Rice
ILB	Vongphachanh
OLB	Gilliam
S	Reynolds
CB	Anyanwu
CB	Jackson
S	Bond



Senior WR Deven Thompkins (13) had nine receptions for a career-best 215 yards and a career-high-tying two touchdowns in Utah State's 35-13 non-conference win at New Mexico State.

LAS CRUCES, New Mexico - Graduate junior QB **Logan Bonner** passed for 359 yards and a career-high-tying four touchdowns and senior WR **Deven Thompkins** caught nine passes for a career-best 215 yards and a career-high-tying two touchdowns as Utah State (7-2) pulled away in the second half for a 35-13 non-conference win at New Mexico State (1-8) on Saturday, Nov. 6, 2021.

Bonner was 23-of-32 passing with one interception, helping Utah State score 28 unanswered points – all in the second half – and finish with 457 yards of total offense. It is the 26th time in school history that the Aggies have won seven games in a season.

At 7-2 through the first nine games, it is the third-best start by the Aggies in the last 43 years, trailing only the 2012 and 2018 teams that both went 11-2.

Utah State improved to 4-0 on the road this season, rallying from double-digit deficits in each of those contests. It is the first time the Aggies have won their first four road games to start a season since 1973.

Bonner threw touchdown passes of 26 and 54 yards, respectively, to Thompkins, as well as a 4-yarder to senior WR **Derek Wright** and a 1-yarder to junior WR **Justin McGriff**. Bonner has thrown 21 touchdown passes on the year, the fourth-most in single-season school history.

Thompkins' 215 yards are tied for the ninth-most in school history. It marked the fifth-straight game he has gone over the century mark in receiving yards as the native of Fort Myers, Florida, now has 2,129 yards receiving in his career – just the 11th player in USU history to accomplish that feat.

Thompkins also returned two kickoffs for 27 yards, giving him a career-high 242 all-purpose yards against New Mexico State.

Sophomore RB **Elelyon Noa** led Utah State on the ground with 57 yards on 16 carries. His 4-yard touchdown run with 5:08 to go in the third quarter gave the Aggies a 28-13 lead.

Jonah Johnson was 30-of-44 passing for 298 yards, to go along with 10 yards rushing on 23 carries, for New Mexico State. His favorite target on the day was Cole Harrity, who caught nine passes for 83 yards. The hosts finished with 347 yards of offense.

Defensively, Utah State had season highs in tackles for loss (14.0) and sacks (7.0). Graduate senior DT **Marcus Moore** recorded a career-best 3.0 tackles for loss, while junior DE **Patrick Joyner Jr.** tallied a career-high 1.5 sacks. Graduate senior S **Shaq Bond** led USU with nine tackles, including his first-career sack, to go along with a career-high-tying two pass breakups. Graduate junior S **Hunter Reynolds** added eight stops.

Despite being heavy favorites, the Aggies trailed the entire first half and were down 13-7 at the break. It marked the first time USU trailed since the UNLV game on Oct. 16.

The lone touchdown in the first half for Utah State came via the 22-yard pass from Bonner to Thompkins, cutting the deficit to 10-7 with 10:06 left until the break.

NMSU took a 7-0 lead on an 11-yard touchdown run by Juvaun Price with 4:46 to go in the first quarter, then tacked on a 45-yard field goal by Ethan Albertson less than four minutes later. Albertson also had a 35-yard field goal in the second quarter and had a 25-yarder blocked by USU graduate senior ILB **Justin Rice** early in the game.

Utah State has now won five of the last six against NMSU, including two in a row, and leads the overall series 32-8.



Graduate senior S Shaq Bond (4) had nine tackles, including his first-career sack, to go along with a career-high-tying two pass breakups against NMSU.



/// GAME 8 RECAP vs. HAWAII ///

October 30, 2021
MERLIN OLSEN FIELD AT MAVERIK STADIUM
SCORING SUMMARY

	1	2	3	4	FINAL
Hawai'i	0	10	15	6	31
Utah State	14	6	21	10	51

First Quarter

 USU - Noa 3 yd run (Coles kick, 10:04)
 USU - McGriff 45 yd pass from Bonner (Coles kick, 3:11)

Second Quarter

 USU - Coles 40 yd FG (12:03)
 UH - Shipley 49 yd FG (8:51)
 UH - Parson 29 yd pass from Cordeiro (Shipley kick, 2:36)
 USU - Coles 22 yd FG (0:07)

Third Quarter

 USU - Wright 46 yd pass from Bonner (Coles kick, 13:18)
 USU - Terrell 21 yd pass from Bonner (Coles kick, 8:12)
 USU - Bowling 14 yd pass from Bonner (Coles kick, 4:37)
 UH - Nishigaya 12 pass from Cordeiro (Shipley kick, 2:34)
 UH - Turner 27 yd pass from Cordeiro (Turner pass from Cordeiro, 0:23)

Fourth Quarter

 USU - Coles 22 yd FG (10:35)
 UH - Ford 60 yd fumble return (run failed, 8:20)
 USU - Bowling 45 yd kickoff return (Coles kick 8:13)
 Attendance: 19,219

TEAM STATISTICS

	UH	USU
First Downs	19	30
Rushing	12	158
Passing	348	406
Total Offense	360	564
Fumbles: Number-Lost	2-1	2-2
Penalties: Number-Yards	10-89	7-80
Punts-Yards/Avg.	4-179/44.8	2-71/35.5
Punt returns: No-Yds-TD/Avg.	0-0-0/0.0	0-0-0/0.0
Kickoff Returns: No-Yds-TD/Avg.	2-38-0/19.0	4-132-1/33.0
Interceptions: No-Yds-TD	0-0-0	2-13-0
Fumble Returns: No-Yds-TD	1-60-1	0-0-0
Possession Time	25:40	34:20
Third-Down Conversions	6-of-15	11-of-18

INDIVIDUAL RUSHING

 UH: Parson, 10-30; Turner Jr., 2-5; Cordeiro, 7-0; Schager, 3-(-23).
 USU: Noa, 23-111, TD; Bonner, 5-25; Makakona, 15-22; Gentry, 7-18; TEAM, 1-(-4); Peasley, 3-(-14).

INDIVIDUAL PASSING (C-A-I, Yds, TD)

 UH: Cordeiro, 23-39-1, 296, 3; Schager, 4-7-1, 52, 0.
 USU: Bonner, 21-30-0, 361, 4; Peasley, 1-2-0, 45, 0.

INDIVIDUAL RECEIVING

 UH: Turner Jr., 8-110, TD; Parson, 7-115, TD; Smart, 5-58; Mardner, 4-32; Panoke, 1-17; Nishigaya, 1-12, TD; Phillips, 1-4.
 USU: Thompkins, 7-176; McGriff, 5-90, TD; Wright, 4-83, TD; Terrell, 2-34, TD; Nathan, 2-12; Bowling, 2-11, TD.

USU Punt Returns: None.
USU KO Returns: Scarver, 2-42; Bowling, 1-45, TD; Thompkins, 1-45.

USU Interception Returns: McGary, 1-13; Gilliam, 1-0.

USU Fumble Returns: None.

USU Tackle Leaders: Rice, 8; Carter, 6.

UTAH STATE STARTERS

OFFENSE	DEFENSE
LT Edwards	DE Joyner Jr.
LG Ali'ifua	DT Moore
C Dolphin	DT Motu'apuaka
RG White	LB Heninger
RT Motes	ILB Rice
TE Terrell	ILB Vongphachanh
WR Thompkins	OLB Gilliam
WR Wright	S McGary
WR McGriff	CB Anyanwu
RB Noa	CB Jackson
QB Bonner	S Reynolds



Graduate junior QB Logan Bonner (1) tied his career-high with four touchdown passes as he was 21-of-30 passing for 361 yards in Utah State's 51-31 Mountain West home win against Hawai'i.

LOGAN, Utah - Senior WR **Deven Thompkins** became Utah State's first 1,000-yard receiver since 2002, graduate junior QB **Logan Bonner** threw four touchdowns and the Aggies (6-2, 4-1 Mountain West) became bowl eligible with a 51-31 Mountain West home win against Hawai'i (4-5, 1-3 MW) on Saturday, Oct. 30 2021, at Merlin Olsen Field at Maverik Stadium.

 Thompkins led all receivers with seven catches for 176 yards. On the season, he has 63 receptions for 1,009 yards, becoming just the 12th player in school history to reach the 1,000-yard receiving plateau, including the first since **Kevin Curtis** in 2002.

Thompkins also returned one kickoff for 45 yards to finish the game with a career-high 221 all-purpose yards. As a team, Utah State finished with 564 yards of total offense.

Bonner was 21-of-30 passing for 361 yards and four touchdowns (45, 46, 21, 14). He also had 25 yards rushing to help the Aggies remain all alone atop the Mountain Division standings and become bowl eligible for the ninth time in the last 11 years.

Hawai'i QB Chevan Cordeiro was 23-of-39 passing for 296 yards and three touchdowns, to go along with one interception. Calvin Turner Jr. caught seven passes for 110 yards and one touchdown for the Rainbow Warriors. Dedrick Parson gave the visitors two 100-yard receivers on the day as he hauled in seven passes for 115 yards and one touchdown.

The Aggies limited the Rainbow Warriors to just 12 yards rushing, which is tied for the 19th-fewest in a single game in school history, and the fewest allowed since Wake Forest had minus 25 yards rushing in 2014. Overall, UH had just 360 yards of total offense, which is tied for the second-fewest allowed by USU this season.

 Graduate senior ILB **Justin Rice** led the Aggies with eight tackles, including 0.5 sacks and 2.0 tackles for loss. Junior DE **Byron Vaughns** had four stops, including a career-high 2.0 sacks and a career-best 3.0 tackles for loss, to go along with a forced fumble. Vaughns also had a pass breakup in the first quarter that resulted in an interception in the end zone. Utah State racked up 12.0 tackles for loss, including 5.0 sacks, both season highs.

 Utah State graduate senior OLB **Cash Gilliam** thwarted a Hawai'i scoring drive in the first quarter when he intercepted his first-career pass in the end zone. Graduate junior S **Monte McGary** also recorded his first-career interception in the fourth quarter, while sophomore DT **Poukesi Vakauta** recovered his second fumble of the season.

 Utah State, which never trailed on the day, scored the first 17 points of the game on a 3-yard touchdown run by sophomore RB **Elelyon Noa**, a 45-yard touchdown pass from Bonner to junior WR **Justin McGriff** and a 40-yard field goal by graduate senior PK **Connor Coles**.

McGriff finished with five receptions for 90 yards and the lone score, while Noa notched his first 100-yard rushing day of his career with 111 yards on 23 carries.

Hawai'i cut the deficit to 17-10 before Coles kicked a 22-yard field goal to give USU a 20-10 lead at the break. Coles also kicked a 22-yarder in the fourth quarter to make it 44-25 for the Aggies.

 Utah State came out firing on all cylinders after the break as the Aggies scored touchdowns the first three times they touched the ball. Bonner threw a 46-yard touchdown pass to senior WR **Derek Wright**, a 21-yarder to senior TE **Carson Terrell** and a 14-yarder to graduate senior WR **Brandon Bowling** to make it 41-10.

Bowling also returned an onside kick attempt 45 yards for a touchdown to give USU its final margin of victory.

Utah State has now won six-straight games against the Rainbow Warriors.



Junior DE Byron Vaughns (11) had four tackles, which included a career-high 2.0 sacks and a career-best 3.0 tackles for loss, to go along with a forced fumble and pass breakup against the Rainbow Warriors.





/// GAME 7 RECAP vs. COLORADO STATE ///



October 22, 2021

MERLIN OLSEN FIELD AT MAVERIK STADIUM

SCORING SUMMARY

	1	2	3	4	FINAL
Colorado State	0	14	0	10	24
Utah State	0	20	3	3	26

Second Quarter

USU - Wright 25 yd pass from Bonner (Coles kick, 14:45)
 CSU - Bailey 4 yd run (Camper kick, 9:21)
 USU - Wright 38 yd pass from Bonner (Coles kick, 7:19)
 CSU - Bailey 2 yd run (Camper kick, 5:11)
 USU - Coles 45 yd FG (1:30)
 USU - Coles 30 yd FG (0:33)

Third Quarter

USU - Coles 42 yd FG (9:23)

Fourth Quarter

CSU - Camper 40 yd FG (9:05)
 USU - Coles 34 yd FG (5:03)
 CSU - Williams 13 yd pass from Centeio (Camper kick, 3:31)
 Attendance: 21,421

TEAM STATISTICS

	CSU	USU
First Downs	26	26
Rushing	190	111
Passing	282	233
Total Offense	472	344
Fumbles: Number-Lost	2-1	0-0
Penalties: Number-Yards	9-86	4-45
Punts-Yards/Avg.	4-199/49.8	6-259/43.2
Punt returns: No-Yds-TD/Avg.	2-0-0/0.0	1-3-0/3.0
Kickoff Returns: No-Yds-TD/Avg.	3-71-0/23.7	3-91-0/30.3
Interceptions: No-Yds-TD	1-27-0	1-0-0
Fumble Returns: No-Yds-TD	0-0-0	0-0-0
Possession Time	26:07	33:53
Third-Down Conversions	6-of-13	4-of-18

INDIVIDUAL RUSHING

CSU: Bailey, 30-159, 2TD; Centeio, 8-26; Thomas, 3-11; TEAM, 2-(-6).

USU: Noa, 26-97; Makakona, 6-29; Gentry, 5-18; Scarver, 1-10; TEAM, 1-(-4); Bonner, 9-(-39).

INDIVIDUAL PASSING (C-A-I, Yds, TD)

CSU: Centeio, 18-29-1, 282, 1.

USU: Bonner, 17-31-1, 233, 2.

INDIVIDUAL RECEIVING

CSU: McBride, 6-44; Wright, 4-71; Williams, 3-80, TD; Bailey, 2-39; Kress, 1-18; McCullouch, 1-15; McCoy, 1-15.
 USU: Thompkins, 6-104; Noa, 3-14; Wright, 2-63, 2TD; McGriff, 2-6; Terrell, 1-20; Makakona, 1-10; Bowling, 1-9; Gentry, 1-7.

USU Punt Returns: Nathan, 1-3.

USU KO Returns: Thompkins, 3-91.

USU Interception Returns: Carter, 1-0.

USU Fumble Returns: None.

USU Tackle Leaders: Bond, 11; Rice, 10; Moore, 7; Reynolds, 6; Anyanwu, 5; Gilliam, 5.

UTAH STATE STARTERS

OFFENSE

LT	Edwards
LG	Ali'ifua
C	Dolphin
RG	White
RT	Motes
TE	Terrell
WR	Thompkins
WR	Wright
WR	McGriff
RB	Noa
QB	Bonner

DEFENSE

DE	Joyner Jr.
DT	Moore
DT	Motu'apuaka
LB	Heninger
ILB	Rice
ILB	Vongphachanh
OLB	Gilliam
S	Bond
CB	Anyanwu
CB	Lampkin
S	Reynolds



Senior WR Derek Wright (8) tied his career-high with a pair of second quarter touchdown receptions from 25 and 38 yards in Utah State's 26-24 Mountain West home win against Colorado State.

LOGAN, Utah - Gradaute senior PK Connor Coles kicked four field goals, graduate junior QB Logan Bonner threw a pair of first-half touchdowns and Utah State survived a frenetic finish in a 26-24 Homecoming win against Colorado State at Maverik Stadium on Friday, Oct. 22, 2021.

Coles' fourth field goal of the night, a 34-yarder with 5:03 to go in the game, gave the Aggies (5-2, 3-1 Mountain West) a 26-17 lead.

The Rams did not go away, though. Colorado State (3-4, 2-1 MW) needed just five plays to march 73 yards to paydirt, capped by a 13-yard touchdown pass from Todd Centeio to Gary Williams, cutting the deficit to 26-24 with 3:31 left.

Utah State had the opportunity to run the clock out, but after gaining one first down, the Rams forced the Aggies to punt the ball back to them.

Colorado State took over on its own 15-yard line and following three straight completions from Centeio, the Rams were on the Aggies' 39-yard line. On third-and-10 from the 39, Centeio completed a 15-yard pass to Ty McCullouch and it appeared as if CSU was going to ruin Utah State's Homecoming.

After some confusion by the Rams, Colorado State eventually got its special teams unit onto the field and hurriedly lined up for a game-winning 42-yard field goal attempt. Fortunately for the Aggies, Cayden Camper's kick sailed wide left.

Coles had a career-best four field goals from 45, 30, 42 and 34 yards, respectively, to go along with two extra points for a career-high 14 points in the game for USU.

Bonner was 17-of-31 passing for 233 yards and the two touchdowns, both to senior WR Derek Wright. Bonner also threw one interception and was sacked a season-high eight times.

Wright finished the game with two catches for 63 yards, while fellow senior WR Deven Thompkins had six receptions for 104 yards, his fifth 100-yard receiving game of the season and his career.

David Bailey rushed for 159 yards and two touchdowns on 30 carries for the Rams, who have lost three straight to the Aggies.

Colorado State, which had a season-high 13 tackles for loss, had 472 yards of total offense (190 rushing, 282 passing) as compared to 344 for USU (111 rushing, 233 passing).

Graduate senior S Shaq Bond led the Aggies with 11 tackles, while graduate senior ILB Justin Rice had 10 stops. Junior OLB Ajani Carter intercepted his second pass of the season and junior CB Michael Anyanwu had five tackles, forced a fumble, and recovered a pooch kick by the Aggies that led to a Coles field goal.

Following a scoreless first quarter, both offenses came alive in the second.

Bonner threw touchdown passes of 25 and 38 yards, respectively, to give the Aggies leads of 7-0 and 14-7, respectively.

The Rams answered each Utah State score with touchdowns from Bailey.

Coles gave the Aggies the lead back for good when he drilled a 45-yard field goal to make it 17-14 with 1:30 to go.

On the ensuing kickoff, sophomore PK Elliott Nimrod pooched it toward the USU sideline. CSU failed to jump on the loose pigskin and Anyanwu recovered it for the Aggies on the Rams' 24-yard line.

Utah State cashed in five plays later when Coles made good on a 30-yard field goal to give the Aggies a 20-14 lead at the break.



Junior CB Michael Anyanwu (22) had five tackles, forced a fumble, and recovered an on-side kick against the Rams.



/// GAME 6 RECAP vs. UNLV ///


October 16, 2021

ALLEGIAN STADIUM
SCORING SUMMARY

	1	2	3	4	FINAL
Utah State	7	7	7	7	28
UNLV	17	0	7	0	24

First Quarter

UNLV - Gutierrez 26 yd FG (11:16)
 USU - Scarver 100 yd kickoff return (Coles kick, 11:03)
 UNLV - Williams 75 yd run (Gutierrez kick, 10:49)
 UNLV - Williams 1 yd run (Gutierrez kick, 5:45)

Second Quarter

USU - Thompkins 37 yd pass from Bonner (Coles kick, 12:53)

Third Quarter

USU - Thompkins 6 yd pass from Bonner (Coles kick, 13:09)
 UNLV - Williams 5 yd run (Coles kick, 8:18)

Fourth Quarter

USU - Noa 11 yd run (Coles kick, 0:35)
 Attendance: 21,322

TEAM STATISTICS

	USU	UNLV
First Downs	26	12
Rushing	142	219
Passing	298	111
Total Offense	440	330
Fumbles: Number-Lost	5-0	1-0
Penalties: Number-Yards	8-55	7-95
Punts-Yards/Avg.	2-79/39.5	6-244/40.7
Punt returns: No-Yds-TD/Avg.	4-37-0/9.2	0-0-0/0.0
Kickoff Returns: No-Yds-TD/Avg.	4-185-1/46.2	1-18-0/18.0
Interceptions: No-Yds-TD	2-0-0	1-45-0
Fumble Returns: No-Yds-TD	0-0-0	0-0-0
Possession Time	32:18	27:42
Third-Down Conversions	7-of-15	3-of-12

INDIVIDUAL RUSHING

USU: Tyler Jr., 17-60; Noa, 7-37, TD; Makakona, 6-20; Thompkins, 2-14; Gentry, 7-10; Bonner, 6-5; TEAM, 1-(-4).
UNLV: C. Williams, 27-221, 3TD; Friel, 1-4; Martell, 1-0; Rogers, 2-(-6).

INDIVIDUAL PASSING (C-A-I, Yds, TD)

USU: Bonner, 21-32-1, 298, 2.
UNLV: Friel, 11-21-1, 107, 0; Rogers, 1-3-1, 4, 0.

INDIVIDUAL RECEIVING

USU: Thompkins, 12-180, 2TD; Wright, 5-83; Bowling, 1-14; McGriff, 1-11; Scarver, 1-9; Terrell, 1-1.
UNLV: K. Williams, 4-48; Mendiola-Jensen, 6-5; Magyar, 2-20; Ballungay, 1-28; Jenkins, 1-6; Zeon III, 1-4; C. Williams, 1-0.

USU Punt Returns: Nathan, 4-37.

USU KO Returns: Scarver, 3-156, TD; Thompkins, 1-29.

USU Interception Returns: Bond, 2-0.

USU Fumble Returns: None.

USU Tackle Leaders: Bond 9; Reynolds, 7; Gilliam, 7; Vongphachanh, 6; Rice, 5; Heninger, 4.

UTAH STATE STARTERS
OFFENSE

LT Edwards
 LG Ali'ifua
 C Dolphin
 RG White
 RT Motes
 TE Terrell
 WR Thompkins
 WR Wright
 WR McGriff
 RB Tyler Jr.
 QB Bonner

DEFENSE

DE Joyner Jr.
 DT Moore
 DT Motu'apuaka
 DE Heninger
 ILB Rice
 ILB Vongphachanh
 OLB Gilliam
 S Bond
 CB Anyanwu
 CB Lampkin
 S Reynolds



Senior WR Deven Thompkins (13) had a career-high 12 receptions for 180 yards and a career-high two touchdowns in Utah State's 28-24 Mountain West road win at UNLV. Thompkins finished the game with 223 all-purpose yards.

LAS VEGAS, Nevada - Utah State sophomore RB **Elelyon Noa** scored on an 11-yard run with 35 second remaining to help the Aggies (4-2, 2-1 Mountain West) overcome a double-digit deficit for the fourth time this season in its 28-24 win against UNLV (0-6, 0-2 MW) at Allegiant Stadium on Saturday, Oct. 16, 2021.

With the win, Utah State improved to 3-0 on the road this season, marking the first time since 1978 that a USU team has won its first three road games of the season. It is also the third time in as many road games this year that USU has come-from-behind in the fourth quarter to notch the win. In fact, USU has trailed by double-digits in all four of its wins this season.

Utah State senior WR **Savon Scarver**, a Las Vegas native, returned a kickoff 100 yards for a touchdown the very first time the Aggies had the ball to tie the NCAA and Mountain West record with seven career kickoff returns for touchdown. Scarver finished the game with three kickoff returns for 156 yards.

Fellow senior WR **Deven Thompkins** led Utah State with 223 all-purpose yards, as he caught a career-high 12 passes for 180 yards, including a career-high two touchdowns, while adding 14 yards rushing and 29 kickoff return yards. Thompkins first score was on a 37-yard reception in the second quarter to cut UNLV's lead to 17-14, while his second touchdown was on a 6-yard catch to start the third quarter to give USU a 21-17 lead.

Utah State senior QB **Logan Bonner** was 21-of-32 passing for 298 yards with two touchdowns and one interception, and was 4-of-5 for 39 yards on the Aggies' final drive of the game. Senior WR **Derek Wright** added a career-best 83 receiving yards as he tied his career-high with five receptions.

Overall, Utah State finished the game with 440 yards of total offense (142 rushing, 298 passing) and 26 first downs, while UNLV had 330 yards of offense (219 rushing, 111 passing) and just 12 first downs.

Utah State graduate junior RB **Calvin Tyler Jr.** had 17 carries for 60 yards for the visitors, while Noa finished the game with seven carries for 37 yards, including his first career touchdown in the fourth quarter to win the game for the Aggies.

UNLV was led by senior RB **Charles Williams**, who racked up a career-high 221 yards rushing and all three of the Rebels' touchdowns, including giving the hosts a 24-21 lead on a 5-yard run with 8:18 to go in the third quarter.

After allowing 17 first quarter points, Utah State's defense surrendered just one touchdown the remainder of the game and sealed the contest when graduate senior S **Shaq Bond** intercepted his second pass of the night on a fourth-down play with just 10 seconds left. Bond, whose first interception was in early in the fourth quarter, led the Aggies with nine tackles, which included 0.5 tackles for loss, to go along with a forced fumble.

UNLV scored first on a 26-yard field goal on its opening drive of the game. Following Scarver's kickoff return for touchdown to make it 7-3 for the Aggies, Williams scored on UNLV's first play of the next drive on a 75-yard run to give the Rebels a 10-7 lead. Williams scored again, this time on a 1-yard run, on UNLV's next possession to give the home team a 17-7 lead late in the first quarter.



Graduate senior S Shaq Bond (4) had a career-high two interceptions and a season-high nine tackles, including 0.5 tackles for loss, to go along with a forced fumble, against the Rebels.





/// GAME 5 RECAP vs. BYU ///



October 1, 2021

MERLIN OLSEN FIELD AT MAVERIK STADIUM

SCORING SUMMARY

	1	2	3	4	FINAL
#13 BYU	10	14	0	10	34
Utah State	3	10	0	7	20

First Quarter

BYU - Allgeier 22 yd run (Oldroyd kick, 11:36)
 BYU - Oldroyd 49 yd FG (5:06)
 USU - Coles 52 yd FG (3:20)

Second Quarter

BYU - Rex 15 yd pass from Romney (Oldroyd kick, 13:42)
 USU - McGriff 21 yd pass from Bonner (Coles kick, 6:08)
 BYU - Allgeier 59 yd run (Oldroyd kick, 4:09)
 USU - Coles 45 yd FG (0:55)

Fourth Quarter

BYU - Oldroyd 32 yd FG (14:22)
 USU - Thompkins 28 yd pass from Bonner (Coles kick, 9:52)
 BYU - Allgeier 1 yd run (Oldroyd kick, 8:40)
 Attendance: 25,240

TEAM STATISTICS

	BYU	USU
First Downs	22	23
Rushing	221	22
Passing	234	314
Total Offense	466	336
Fumbles: Number-Lost	1-0	2-0
Penalties: Number-Yards	8-60	3-25
Punts-Yards/Avg.	4-187/46.8	4-176/44.0
Punt returns: No-Yds-TD/Avg.	3-38-0/12.7	1-1-0/11.0
Kickoff Returns: No-Yds-TD/Avg.	2-36-0/18.0	1-16-0/16.0
Interceptions: No-Yds-TD	2-7-0	0-0-0
Fumble Returns: No-Yds-TD	0-0-0	0-0-0
Possession Time	31:28	28:32
Third-Down Conversions	6-of-12	11-of-21

INDIVIDUAL RUSHING

BYU: Allgeier, 22-218, 3TD; Nacua, 2-17; Lopini, 7-7; TEAM, 2(-4); B. Romney, 3(-17).
 USU: Noa, 6-17; Bonner, 8-13; Gentry, 6-8; Tyler Jr., 12-3; Peasley, 1(-5); Makakona, 2(-14).

INDIVIDUAL PASSING (C-A-I, Yds, TD)

BYU: B. Romney, 15-19-0, 187, 1; Conover, 5-9-0, 45, 0; Pau'u, 2-2-0, 13, 0.
 USU: Bonner, 21-41-1, 276, 2; Peasley, 5-7-1, 38, 0.

INDIVIDUAL RECEIVING

BYU: G. Romney, 5-42; Pau'u, 4-49; Nacua, 3-62; Rex, 3-39; Allgeier, 3-22; B. Romney, 2-13; Nacua, 1-17; Kotoa, 1-1.
 USU: Thompkins, 9-125, TD; Wright, 5-52; Bowling, 4-60; Van Leeuwen, 3-28; McGriff, 2-26, TD; Tyler Jr., 2-15; Noa, 1-8.

USU Punt Returns: Nathan, 1-1.

USU KO Returns: Thompkins, 1-16.

USU Interception Returns: None.

USU Fumble Returns: None.

USU Tackle Leaders: Reynolds, 9; Moore, 9; Rice, 7; Anyanwu, 6; Bond, 5; Vaughns, 5; Carter, 5.

UTAH STATE STARTERS

OFFENSE	DEFENSE
LT Edwards	DE Joyner Jr.
LG Ali'ifua	DT Moore
C Alo	DT Motu'apuaka
RG White	DE Heninger
RT South	ILB Rice
WR Bowling	ILB Vongphachanh
WR Thompkins	OLB Meitzenheimer
WR Wright	S Bond
WR McGriff	CB Anyanwu
RB Tyler Jr.	CB Lampkin
QB Bonner	S McGary



Graduate junior QB Logan Bonner (1) was 21-of-41 passing for 276 yards with two touchdowns and one interception in Utah State's 34-20 home loss to 13th-ranked BYU.

LOGAN, Utah - Utah State closed out the home non-conference portion of its schedule with a 34-20 home loss to No. 13 BYU on Friday, Oct. 1, 2021, on Merlin Olsen Field at Maverik Stadium.

The Cougars (5-0) scored the first 10 points of the game and held off every comeback-bid the Aggies (3-2) threw at them.

Graduate junior QB **Logan Bonner** completed 21-of-41 passes for 276 yards and two touchdowns, to go along with an interception. His 28-yard touchdown pass to senior WR **Deven Thompkins** pulled the Aggies to within 27-20 with 9:52 to go in the game. Thompkins finished with a career-high-tying nine receptions for 125 yards and the lone touchdown. Overall, it was his third 100-yard receiving game this season and of his career.

Bonner also threw a 21-yard touchdown pass to junior WR **Justin McGriff** midway through the second quarter to cut BYU's lead to 17-10. Both teams would score again as BYU took a 24-13 lead into halftime.

BYU outgained USU 466-336, averaging 7.1 yards per play, as the Cougars rushed for 221 yards and passed for 245. Baylor Romney was 15-of-19 passing for 187 yards and a touchdown, while Tyler Allgeier rushed for 218 yards and three touchdowns for the Cougars, including scoring runs of 22 and 59 yards, along with another carry of 67 yards to set up BYU's final touchdown of the game.

Utah State could never establish its run game against BYU as the Cougars limited the Aggies to a season-low 22 yards rushing on 35 carries. USU also passed for 314 yards as junior QB **Andrew Peasley** was 5-of-7 for 38 yards with an interception.

Utah State was 11-of-21 on third down and 2-of-3 on fourth down conversions, while BYU went 6-of-12 on its third downs. BYU also finished the game with a slight advantage in time of possession, 31:28 to 28:32, and the Cougars won the turnover battle as the Aggies threw two interceptions, while BYU did not commit a turnover. Both teams also punted four times in the game.

Senior WR **Derek Wright** had a career-high five receptions for 52 yards, while graduate senior WR **Brandon Bowling** caught four passes for 60 yards. Sophomore WR **Kyle Van Leeuwen** also had his best night as an Aggie, as he caught a career-high three passes for a career-best 28 yards.

Senior PK **Connor Coles** was a perfect 2-for-2 on field goals as he kicked a career-long 52-yarder, to go along with a 45-yarder, as he scored eight points for the Aggies.

Graduate senior DT **Marcus Moore** had a career-high nine tackles for Utah State, which included a career-high-tying 2.5 tackles for loss. Graduate junior S **Hunter Reynolds** had his first-career sack and finished the game with eight tackles and one pass breakup. Graduate senior DE **Nick Heninger** added 1.0 sacks and 2.0 tackles for loss as part of his four tackles to go along with a forced fumble, while senior ILB **Kevin Meitzenheimer** also had four tackles, which included a career-high 2.0 tackles for loss. Junior DE **Byron Vaughns** added a season-high five tackles and junior ILB **AJ Vongphachanh** had a career-best 1.5 tackles for loss as part of his four tackles.

Collectively, Utah State's defense finished the game with a season-high 11.0 tackles for loss.



Graduate senior DT Marcus Moore (95) had a career-high nine tackles, including a career-high-tying 2.5 tackles for loss, against the Cougars.



/// GAME 4 RECAP vs. BOISE STATE ///

September 25, 2021
MERLIN OLSEN FIELD AT MAVERIK STADIUM
SCORING SUMMARY

	1	2	3	4	FINAL
Boise State	10	0	7	10	27
Utah State	0	0	0	3	3

First Quarter

 BSU - Dalmas 28 yd FG (10:17)
 BSU - Van Buren 2 yd run (Dalmas kick, 00:56)

Third Quarter

BSU - Shakir 3 yd pass from Bachmeier (Dalmas kick, 9:32)

Fourth Quarter

 USU - Coles 20 yd FG (14:03)
 BSU - Dalmas 32 yd FG (10:29)
 BSU - Matlock 3 yd pass from Bachmeier (Dalmas kick, 5:09)
 Attendance: 23,715

TEAM STATISTICS

	BSU	USU
First Downs	25	18
Rushing	148	235
Passing	287	208
Total Offense	435	443
Fumbles: Number-Lost	0-0	1-1
Penalties: Number-Yards	5-40	13-86
Punts-Yards/Avg.	5-167/33.4	5-238/47.6
Punt returns: No-Yds-TD/Avg.	1-(-4)-0/-4.0	1-28-0/28.0
Kickoff Returns: No-Yds-TD/Avg.	0-0-0/0.0	3-44-0/14.7
Interceptions: No-Yds-TD	2-16-0	1-0-0
Fumble Returns: No-Yds-TD	1-5-0	0-0-0
Possession Time	35:00	25:00
Third-Down Conversions	6-of-15	6-of-17

INDIVIDUAL RUSHING
BSU: Holani, 13-46; Bachmeier, 7-44; Thomas, 3-25; Crowe, 3-20; Shakir, 6-16; Evans, 1-1; Green, 1-1; Van Buren, 2-2, TD; Habibi-Likio, 3-(-1).
USU: Tyler Jr., 20-126; Gentry, 7-57; Noa, 4-48; Peasley, 6-9; Makakona, 1-4; Bonner, 3-(-1); Kotsanlee, 1-(-8).

INDIVIDUAL PASSING (C-A-I, Yds, TD)
BSU: Bachmeier, 22-39-1, 287, 2.
USU: Bonner, 11-25-2, 173, 0; Peasley, 2-6-0, 35, 0.

INDIVIDUAL RECEIVING
BSU: Shakir, 7-113, TD; Thomas, 3-35; Koetter, 3-12; Smith, 2-26; Evans, 2-21; Holani, 2-11; Habibi-Likio, 1-55; Bowers, 1-11; Matlock, 1-3, TD.
USU: Bowling, 4-62; Thompkins, 4-60; McGriff, 2-29; Wright, 1-44; Gentry, 1-12; Terrell, 1-1.

USU Punt Returns: Nathan, 1-28.

USU KO Returns: Scarver, 3-44.

USU Interception Returns: Carter, 1-0.

USU Fumble Returns: None.

USU Tackle Leaders: Rice, 10; Vongphachanh, 9; Bond, 7; Gilliam, 6; Carter, 5; Heninger, 5.

UTAH STATE STARTERS

OFFENSE		DEFENSE	
LT	Edwards	DE	Joyner Jr.
LG	Ali'ifua	DT	Moore
C	Alo	DT	Motu'apuaka
RG	White	DE	Heninger
RT	South	ILB	Rice
TE	Terrell	ILB	Vongphachanh
WR	Thompkins	OLB	Gilliam
WR	Scarver	S	Reynolds
WR	McGriff	CB	Jackson
RB	Tyler Jr.	CB	Lampkin
QB	Bonner	S	McGary



Graduate junior RB Calvin Tyler Jr. (4) rushed for 126 yards on a career-high 20 carries in Utah State's 27-3 Mountain West home loss to Boise State.

LOGAN, Utah- Boise State scored the first 17 points of the game and limited the Aggies to just a field goal as Utah State dropped its Mountain West home opener 27-3 in front of 23,715 fans on Saturday, Sept. 25, 2021, on Merlin Olsen Field at Maverik Stadium.

The Aggies (3-1, 1-1 Mountain West) outgained the Broncos (2-2, 1-0 MW) 443-435, but could not overcome a blocked field goal, a missed field goal, three turnovers and a pair of turnovers on downs, including a fake punt early in the second half. In all, USU rushed for 235 yards, marking the third time this season it has gained at least 200 yards on the ground.

Utah State threw an interception on its opening series of the game and then turned it over on downs on its next drive. Its third drive resulted in a blocked field goal, followed by another interception on its fourth and final drive of the first quarter. USU then punted on back-to-back possessions in the second quarter and finished the half with another missed field goal.

All told, Utah State generated 317 yards of offense in the first half and came away with zero points. Despite all the miscues, USU's defense held Boise State to just 236 yards of offense in the first half and 10 points.

The red zone proved to be the difference in the game as Boise State scored on all five of its trips inside the 20-yard line with three touchdowns and two field goals, while Utah State was 1-of-4 in the red zone with just one field goal.

 Graduate senior ILB **Justin Rice** led the Aggies' defensive effort with 10 tackles, including 1.5 tackles for loss and a pass breakup. Junior ILB **AJ Vongphachanh** added a season high nine stops, including 1.0 tackles for loss, while junior OLB **Ajani Carter** had his best game as an Aggie with a career-high five tackles and his first-career interception, to go along with a quarterback hurry.

Hank Bachmeier completed 22-of-39 passes for 287 yards and two touchdowns for the Broncos. His favorite target on the day was Khalil Shakir, who had a game-best seven receptions for 113 yards and a touchdown.

 Graduate junior QB **Logan Bonner** started under center for the Aggies, going 11-for-25 for 173 yards and two interceptions. Junior QB **Andrew Peasley** was 2-of-6 for just 35 yards.

 Graduate senior WR **Brandon Bowling** and senior WR **Deven Thompkins** had four catches apiece for 62 and 60 yards, respectively, for the Aggies.

 Utah State was led on the ground by graduate junior RB **Calvin Tyler Jr.**, who posted his second-career 100-yard rushing game, including his second in as many games, as he

 rushed for 126 yards on a career-high 20 attempts. Sophomore RB **John Gentry** rushed for a career-high 57 yards on seven carries, which included a career-long 41-yard run, and fellow sophomore RB **Elelyon Noa** rushed for a career-high 48 yards on four carries, which included a career-long 35 yards run.

 The Aggies, who overcame double-digit deficits to win their first three games of the season, crossed midfield seven times, but only had a 20-yard fourth-quarter field goal by graduate senior PK **Connor Coles** to show for it.

The Aggies were held without a touchdown for the first time since their 42-6 loss at No. 5 LSU in 2019, and they were held scoreless in the first half for the first time since the 2020 season opener at Boise State.



Graduate senior ILB Justin Rice (3) had 10 tackles, which included 1.5 tackles for loss, to go along with one pass breakup against the Broncos.





/// GAME 3 RECAP vs. AIR FORCE ///



September 18, 2021

FALCON STADIUM

SCORING SUMMARY

	1	2	3	4	FINAL
Utah State	7	6	21	15	49
Air Force	10	14	14	7	45

First Quarter

AFA- Davis 5 yd run (Dapore kick, 11:46)
 AFA- Dapore 22 yd FG (5:34)
 USU- Tyler Jr. 1 yd run (Coles kick, 1:17)

Second Quarter

USU- Bowling 6 yd pass from Bonner (kick blocked, 10:16)
 AFA- Davis 56 yd pass from Daniels (Dapore kick, 8:19)
 AFA- Kinamon 3 yd run (Dapore kick, 00:56)

Third Quarter

USU- McGriff 24 yd pass from Bonner (Coles kick, 13:26)
 AFA- Emmanuel 51 yd run (Dapore kick, 11:17)
 USU- Terrell 5 yd pass from Peasley (Coles kick, 7:48)
 USU- Bowling 37 yd pass from Peasley (Coles kick, 3:18)

Fourth Quarter

AFA- Emmanuel 55 yd run (Dapore kick, 10:37)
 USU- Thompkins 72 yd pass from Peasley (Peasley run, 9:51)
 USU- Tyler Jr. 61 yd run (Coles kick, 3:54)
 Attendance: 20,264

TEAM STATISTICS

	USU	AFA
First Downs	26	23
Rushing	180	437
Passing	448	182
Total Offense	628	619
Fumbles: Number-Lost	0-0	1-1
Penalties: Number-Yards	7-45	5-30
Punts-Yards/Avg.	3-137/45.7	2-90/45.0
Punt returns: No-Yds-TD/Avg.	0-0-0/0.0	0-0-0/0.0
Kickoff Returns: No-Yds-TD/Avg.	4-90-0/22.5	1-4-0/4.0
Interceptions: No-Yds-TD	1-8-0	1-8-0
Fumble Returns: No-Yds-TD	0-0-0	0-0-0
Possession Time	26:01	33:59
Third-Down Conversions	14-of-21	8-of-13

INDIVIDUAL RUSHING

USU: Tyler Jr., 19-132, 2TD; Peasley, 5-29; Gentry, 6-19; Noa, 10-45; Makakona, 3-5; Bonner, 4-(-2).
 AFA: Emmanuel, 11-133, 2TD; Roberts, 21-113; Daniels, 13-95, TD; Lewis, 1-33; Davis, 7-32, TD; Hughes, 5-16; Kinamon, 2-10, TD; Gidrey, 2-6.

INDIVIDUAL PASSING (C-A-I, Yds, TD)

USU: Bonner, 21-34-1, 253, 2; Peasley, 10-15-0, 195, 3; Wright, 0-1-0, 0, 0.
 AFA: Daniels, 6-12-1, 182, 1.

INDIVIDUAL RECEIVING

USU: Thompkins, 9-188, TD; Bowling, 9-136, 2TD; McGriff, 6-60, TD; Sterzer, 3-21; Terrell, 2-22, TD; Wright, 1-16; Gentry, 1-5.
 AFA: Davis, 4-110, TD; Patterson, 1-59; Cormier, 1-13.

USU Punt Returns: None.

USU KO Returns: Scarver, 4-90.

USU Interception Returns: Rice, 1-8.

USU Fumble Returns: None.

USU Tackle Leaders: Rice, 14; Heninger, 8; Tatum, 8; Vongphachanh, 7; Lampkin, 6; Gilliam 5.

UTAH STATE STARTERS

OFFENSE

LT Edwards
 LG Ali'ifua
 C Alo
 RG White
 RT South
 WR Bowling
 WR Thompkins
 WR Scarver
 WR McGriff
 RB Tyler Jr.
 QB Bonner

DEFENSE

DE Joyner Jr.
 DT Moore
 DT Motu'apuaka
 DE Heninger
 ILB Rice
 ILB Meitzenheimer
 OLB Vongphachanh
 S Reynolds
 CB Jackson
 CB Lampkin
 S Tatum



Junior QB Andrew Peasley (6) come on in relief in the third quarter and was 10-of-15 passing for 195 yards and a career-high-tying three touchdowns in Utah State's 49-45 Mountain West road win at Air Force.

USAFA, Colorado- Junior RB Calvin Tyler Jr. scored what proved to be the game-winning touchdown on a 61-yard run with 3:54 to go, lifting Utah State to a wild 49-45 come-from-behind win at Air Force in the Mountain West opener for both teams on Saturday, Sept. 18, 2021, at Falcon Stadium.

Tyler finished with a career-high 132 yards and a career-high-tying two touchdowns on a career-best 19 carries for the Aggies (3-0, 1-0 MW), who rallied from four separate double-digit deficits to beat the Falcons (2-1, 0-1 MW).

Utah State, which trailed 10-0 in the first quarter, 24-13 at halftime, 31-20 early in the third quarter and 45-34 with 10:37 to go in the game, racked up 628 yards of total offense (448 passing, 180 rushing) – just nine more than Air Force (437 rushing, 182 passing).

The Aggies have now won all three of their games this season after trailing by double digits, marking the first time in school history Utah State has ever accomplished that feat.

Graduate junior QB Logan Bonner completed 21-of-34 passes for 253 yards and two touchdowns, to go along with one interception. He was injured after throwing a 24-yard touchdown pass to junior WR Justin McGriff that cut Air Force's lead to 24-20 in the third.

Fellow junior QB Andrew Peasley played most of the second half and was 10-of-15 passing for 195 yards and a career-high-tying three touchdowns, including a 72-yarder to senior WR Deven Thompkins that pulled Utah State to within 45-40 with 9:51 remaining in the game. The Aggies elected to go for the two-point conversion and got it thanks to a wild scramble for the pocket for Peasley, who ran it into the end zone himself.

Peasley also threw a 37-yard touchdown pass to graduate senior WR Brandon Bowling and a 5-yarder to senior TE Carson Terrell, who was making his season debut for the Aggies.

After the 72-yard bomb to Thompkins that came on a third-and-seven play, Utah State's defensive forced Air Force to punt, giving the ball back to the Aggies with 5:56 left. Two minutes later, USU was in the end zone on Tyler's long run.

The Falcons got the ball back with 3:54 to go and were driving when graduate senior ILB Justin Rice stripped the ball from Air Force QB Haaziq Daniels. Junior S Monte McGary recovered the fumble at USU's 25-yard line and the Aggie offense ran out the clock.

Rice had a career-high-tying 14 tackles, including 2.0 tackles for loss, to go along with an interception in the end zone that led to a USU touchdown, and the forced fumble.

Thompkins and Bowling each eclipsed the century mark in receiving yards with 188 and 136, respectively, both of which are career highs. Thompkins added a career-high nine receptions, while Bowling tied his career high with two touchdowns.

Graduate senior DE Nick Heninger and junior S Dominic Tatum each had eight tackles.

Air Force scored the first 10 points of the game before the Aggies cracked the scoreboard for the first time on a 1-yard touchdown run by Tyler with 1:17 left in the opening quarter, cutting the deficit to 10-7.

Following Rice's interception, Bonner marched the Aggies 92 yards in 11 plays, capping the drive with a 5-yard touchdown pass to Bowling. The extra point was blocked, but the Aggies had their first lead of the night at 13-10 with 10:16 to go in the opening half.

Air Force closed the first 30 minutes of play with a pair of touchdowns to take a 24-13 lead into the locker room.



Graduate senior ILB Justin Rice (3) tied his career high with 14 tackles against the Falcons, which included 2.0 tackles for loss, while adding an interception and forced fumble.



/// GAME 2 RECAP vs. NORTH DAKOTA ///

September 10, 2021
MERLIN OLSEN FIELD AT MAVERIK STADIUM
SCORING SUMMARY

	1	2	3	4	FINAL
North Dakota	21	0	3	0	24
Utah State	7	13	7	21	48

First Quarter

UND - Belquist 13 yd pass from Boltmann (Stage kick, 12:07)
 USU - Bowling 54 yd pass from Bonner (Coles kick, 9:46)
 UND - Zavalney 12 yd pass from Schuster (Stage kick, 5:39)
 UND - Burian 3 yd pass from Vaughn (Stage kick, 1:21)

Second Quarter

USU - Coles 26 yd FG (12:49)
 USU - Coles 37 yd FG (7:15)
 USU - Wright 4 yd pass from Bonner (Coles kick, 1:55)

Third Quarter

UND - Stage 29 yd FG (10:04)
 USU - Thompkins 75 yd pass from Bonner (Coles kick, 9:52)

Fourth Quarter

USU - Tyler Jr. 2 yd run (Coles kick, 9:44)
 USU - Wright 41 yd pass from Bonner (Coles kick, 7:06)
 USU - Peasley 59 yd run (Coles kick, 2:14)
 Attendance: 24,944

TEAM STATISTICS

	UND	USU
First Downs	24	23
Rushing	65	217
Passing	374	404
Total Offense	439	621
Fumbles: Number-Lost	0-0	0-0
Penalties: Number-Yards	6-49	6-67
Punts-Yards/Avg.	6-225/37.5	3-122/40.7
Punt returns: No-Yds-TD/Avg.	0-0/0/0.0	1-19/0/19.0
Kickoff Returns: No-Yds-TD/Avg.	5-103/0/20.6	0-0/0/0.0
Interceptions: No-Yds-TD	1-5-0	2-46-0
Fumble Returns: No-Yds-TD	0-0-0	0-0-0
Possession Time	33:04	26:56
Third-Down Conversions	5-of-12	4-of-16

INDIVIDUAL RUSHING

UND: Weah, 17-47; Clemetson, 3-16; Skokna, 2-4; Schuster, 1-(-1).

USU: Tyler Jr., 14-72, TD; Peasley, 1-59, TD; Noa, 10-45; Gentry, 3-27; Bonner, 10-14.

INDIVIDUAL PASSING (C-A-I, Yds, TD)

UND: Schuster, 29-43-2, 345, 1; Boltmann, 1-1-0, 13, 1; Vaughn, 2-2-0, 16, 1.

USU: Bonner, 21-33-1, 390, 4; Peasley, 2-4-0, 14, 0.

INDIVIDUAL RECEIVING

UND: Skokna, 6-66; Maag, 5-81; Zavalney, 5-65, TD; Belquist, 5-51, TD; Boltmann, 4-33; Preston, 3-31; Wright, 2-32; Gunderson, 1-12; Burian, 1-3, TD.

USU: Thompkins, 8-172, TD; Bowling, 6-118, TD; Wright, 4-73, 2TD; McGriff, 2-23; Scarver, 2-14; Nathan, 1-4.

USU Punt Returns: Nathan, 1-19.

USU KO Returns: None.

USU Interception Returns: Rice, 2-46.

USU Fumble Returns: None.

USU Tackle Leaders: Rice, 9; Reynolds, 9; Gilliam, 6; Tatum, 6; Jackson, 5.

UTAH STATE STARTERS
OFFENSE

LT Edwards
 LG Ali'ifua
 C Dolphin
 RG White
 RT South
 WR Bowling
 WR Thompkins
 WR Scarver
 WR McGriff
 RB Tyler Jr.
 QB Bonner

DEFENSE

DE Joyner Jr.
 DT Moore
 DT Motu'apuaka
 DE Heninger
 ILB Rice
 ILB Vongphachanh
 OLB Gilliam
 S Reynolds
 CB Jackson
 S Tatum
 S Lampkin



Graduate junior QB Logan Bonner (1) was 21-of-33 passing for a career-best 390 yards and a career-high-tying four touchdowns in Utah State's 48-24 home win against North Dakota.

LOGAN, Utah- Junior QB Logan Bonner passed for a career-best 390 yards and a career-high-tying four touchdowns, including two to senior WR Derek Wright, as Utah State doubled up North Dakota 48-24 on Friday, Sept. 10, on Merlin Olsen Field at Maverik Stadium.

For Utah State, it is its first 2-0 start to a season since 2012 and just its second since the 1997 campaign. Furthermore, the Aggies gave first-year head coach Blake Anderson his second win in as many outings to become just the fourth head coach in school history to win his first two games at the helm and the first since E. Lowell "Dick" Romney in 1919.

North Dakota came out swinging by scoring touchdowns on its first three possessions to open a 21-7 lead with 1:21 remaining in the opening quarter.

Just like they did a week ago in upsetting heavily-favored Washington State on the road, the Aggies didn't panic when faced with a double-digit deficit. Down by two touchdowns, Utah State pared the deficit to 21-20 at the half courtesy of a pair of field goals from senior PK Connor Coles and Wright's first touchdown reception of the night, a 4-yarder from Bonner. Coles finished the game by scoring a career-high 12 points as he made both of his field goals from 26 and 37 yards, and was a perfect 6-for-6 on extra points.

The Aggies took their first lead of the night, one in which they would not relinquish, on a 75-yard touchdown pass from Bonner to senior WR Deven Thompkins, who was the beneficiary of a key block from junior WR Justin McGriff to help spring the speedster. That made it 27-24 with just under 10 minutes remaining in the third quarter.

Bonner and the Aggies poured it on from there as the signal caller threw a 41-yard touchdown pass to Wright, while junior RB Calvin Tyler Jr. scored on a 2-yard run on fourth down and junior QB Andrew Peasley added a 59-yard touchdown run. Wright finished the game by tying his career-high with four receptions for a career-best 73 yards, including his career-high two touchdowns.

Thompkins led all receivers in the game with a career-high-tying eight catches for a career-best 172 yards, while graduate senior WR Brandon Bowling had six receptions for a career-best 118 yards, including a 54-yard touchdown pass from Bonner in the first quarter.

Utah State finished with 621 yards of total offense, which is tied for the 12th-most in school history, including 404 through the air, which is the 14th-most in school history. Tyler led the USU rushing attack with 72 yards on a career-high-tying 14 carries.

The Fighting Hawks, who were ranked No. 9 in the FCSTop 25, finished with 439 yards of total offense, including nearly 200 in the first quarter alone. Quarterback Tommy Schuster was 29-of-43 for 348 yards and one touchdown.

Graduate senior ILB Justin Rice led Utah State's defense as he finished the game with nine tackles, which included 1.0 tackles for loss, to go along with a career-best two interceptions. Graduate junior S Hunter Reynolds also had nine tackles, including 0.5 tackles for loss, in his first-career start.

Utah State is now 12-1 in its last 13 home openers, which includes a current 12-game winning streak against non-conference opponents.

Utah State has now won 10 straight games during the month of September and is 11-1 in its last 12 games during the month. USU has also now won eight-straight home games in September and 16 of its last 17 overall during the month.



Graduate senior ILB Justin Rice (3) had nine tackles, including 1.0 tackles for loss, to go along with a career-best two interceptions against the Fighting Hawks.





/// GAME 1 RECAP vs. WASHINGTON STATE ///



September 4, 2021

MARTIN STADIUM

SCORING SUMMARY

	1	2	3	4	FINAL
Utah State	3	2	6	15	26
Washington State	0	6	14	3	23

First Quarter

USU - Coles 23 yd FG (4:40)

Second Quarter

WSU - Janikowski 35 yd FG (14:57)

USU - Safety, Joyner tackles Guarantano in end zone (11:08)

WSU - Janikowski 26 yd FG (00:54)

Third Quarter

USU - Coles 39 yd FG (11:40)

WSU - Borghi 64 yd run (Janikowski kick, 10:47)

USU - Coles 28 yd FG (7:23)

WSU - Ollie 12 yd pass from de Laura (Janikowski kick, 4:01)

Fourth Quarter

WSU - Janikowski 27 yd FG (12:11)

USU - Tyler 2 yd run (Coles kick, 5:25)

USU - Thompkins 7 yd pass from Bonner (Wright pass from Bonner, 00:13)

Attendance: 24,944

TEAM STATISTICS

	USU	WSU
First Downs	25	20
Rushing	222	149
Passing	219	211
Total Offense	441	360
Fumbles: Number-Lost	1-1	1-1
Penalties: Number-Yards	8-78	6-50
Punts-Yards/Avg.	3-120/40.0	3-132/44.0
Punt returns: No-Yds-TD/Avg.	0-0/0/20.0	0-0/0/0.0
Kickoff Returns: No-Yds-TD/Avg.	5-74/0/14.8	3-44-0/14.7
Interceptions: No-Yds-TD	0-0-0	1-36-0
Fumble Returns: No-Yds-TD	0-0-0	0-0-0
Possession Time	30:19	29:41
Third-Down Conversions	6-of-15	3-of-11

INDIVIDUAL RUSHING

USU: Tyler, 14-84, TD; Gentry, 14-47; Peasley, 4-43; Noa, 10-19; Bonner, 3-15; Thompkins, 1-14.

WSU: Borghi, 11-86, TD; de Laura, 7-42; Guarantano, 4-19; McIntosh, 4-2.

INDIVIDUAL PASSING (C-A-I, Yds, TD)

USU: Bonner, 17-24-1, 143, 1; Peasley, 6-12-0, 76, 0.

WSU: de Laura, 12-22-0, 155, 1; Guarantano, 8-13-0, 0.

INDIVIDUAL RECEIVING

USU: Thompkins, 8-94, TD; McGriff, 4-47; Wright, 4-25; Tyler, 3-10; Van Leeuwen, 1-13; Bowling, 1-10; Gentry, 1-10; Sterzer, 1-0.

WSU: Jackson 7-91; Harris, 5-23; Ollie, 2-28; McIntosh, 2-25; Stribling, 2-10; Borghi, 1-27; Hobert, 1-16.

USU Punt Returns: None.

USU KO Returns: Scarver, 3-65; Thompkins, 1-8; Nathan, 1-1.

USU Interception Returns: None.

USU Fumble Returns: Anyanwu, 1-0.

USU Tackle Leaders: Rice, 7; Tatum, 7; Heninger, 6; Vonghachanh, 5; Anyanwu, 4; Gilliam, 4; Bond, 4.

UTAH STATE STARTERS

OFFENSE

LT	Edwards
LG	Ali'ifua
C	Dolphin
RG	White
RT	South
WR	Bowling
WR	Thompkins
WR	Scarver
WR	McGriff
RB	Tyler
QB	Bonner

DEFENSE

DE	Joyner
DT	Moore
DT	Motu'apuaka
DE	Heninger
ILB	Rice
ILB	Vonghachanh
OLB	Gilliam
S	Bond
CB	Jackson
CB	Tatum
S	Lampkin



Graduate junior QB Logan Bonner (1) was 17-of-24 passing for 143 yards and one touchdown in his Aggie debut in helping Utah State to a season-opening 26-23 road win at Washington State.

PULLMAN, Washington - Utah State scored a pair of touchdowns in the final 5:25 of the fourth quarter to erase a 12-point deficit and stun heavily-favored Washington State 26-23 in the season opener for both teams at Martin Stadium on Saturday, Sept. 4, 2021.

With the victory, **Blake Anderson** became the first Utah State head football coach to win his debut since 1973. Furthermore, it is the Aggies' first victory on the road over a Power 5 school since winning at Kansas State in 1971.

Utah State trailed 23-11 with 12:11 remaining in the game after Washington State's Dean Janikowski connected on his third field goal of the night. That's when graduate junior QB **Logan Bonner** went to work. Bonner, who followed Anderson from Arkansas State, led the Aggies on a 15-play, 70-yard drive, to pull the visitors within 23-18 following a 2-yard touchdown run by graduate junior RB **Calvin Tyler Jr.** Tyler finished the game with a career-high 14 carries for a career-best 84 yards rushing and the one score.

Utah State's defense then forced Washington State to go three-and-out on the ensuing possession and the Aggies took over on their own 22-yard line with 3:02 to go. Just like he did on the previous scoring drive, Bonner calmly marched the visitors down the field.

Bonner completed all seven of his passes on what proved to be the game-winning march, the final one from 7 yards out to senior WR **Deven Thompkins** to put the Aggies in front 24-23. USU opted to go for two and got it when Bonner found senior WR **Derek Wright** in the back of the end zone, making it 26-23 with 11 seconds left. The Aggies' final drive was kept alive when Bonner competed a 7-yard pass to Tyler out of the backfield on a fourth-and-3 play from USU's own 41.

However, the game wasn't cemented in Utah State's favor until junior CB **Michael Anyanwu** forced and recovered a fumble on the final play as the Cougars tried to lateral their way down the field.

For the Aggies, who outgained the Cougars 441-360, it was the first time overcoming a fourth-quarter double-digit deficit since winning 35-31 at Hawai'i in 2011.

Bonner finished 17-of-24 for 143 yards and one touchdown, to go along with one interception. Fellow junior QB **Andrew Peasley** was 6-of-12 for 76 yards, helping Utah State throw for 219 yards on the night.

Thompkins led all receivers in the game with eight catches for 94 yards, both career highs. The Aggies got it done on the ground, as well, rushing for 222 yards.

Quarterback Jayden de Laura led Washington State on offense as he was 12-of-22 for 155 yards and one touchdown. Max Borghi rushed for 86 yards, including a 64-yard touchdown run, that gave the Cougars a 13-8 lead early in the third quarter.

Before the Aggies finally found the end zone in the fourth quarter, senior PK **Connor Coles** kicked three field goals from 23, 39 and 28 yards, respectively. He was also 1-for-1 on extra points as he scored 10 points.

Utah State's defense also put points on the board when junior DE **Patrick Joyner Jr.** sacked WSU starting quarterback Jarrett Guarantano in the end zone for a safety, giving the Aggies a 5-3 second-quarter lead.

Graduate senior ILB **Justin Rice** and junior S **Dominic Tatum** led the Aggies with seven tackles and one pass breakup apiece. Graduate senior DE **Nick Heninger** added six stops.



Graduate senior ILB Justin Rice (3) had seven tackles, including 1.0 tackles for loss, to go along with one pass breakup against the Cougars in his Aggie debut.





2021 UTAH STATE TEAM STATS

Team Statistics	USU	OPP
SCORING	351	306
Points Per Game	31.91	27.82
FIRST DOWNS	266	231
Rushing	93	91
Passing	145	122
Penalty	28	18
RUSHING YARDAGE	1713	1864
Yards gained	2034	2212
Yards lost	321	348
Attempts	458	393
Avg Per Attempt	3.7	4.7
Avg Per Game	155.7	169.5
TDs Rushing	10	19
PASSING YARDAGE	3333	2718
Att-Comp-Int	404-238-12	352-219-11
Avg Per Attempt	8.25	7.72
Avg Per Catch	14.00	12.41
Avg Per Game	303.00	247.09
TDs Passing	30	14
TOTAL OFFENSE	5046	4582
Total Plays	862	745
Avg Per Play	5.9	6.2
Avg Per Game	458.7	416.5
KICK RETURNS: #-YARDS	35-802	25-543
PUNT RETURNS: #-YARDS	10-99	6-32
INT RETURNS: #-YARDS	11-112	12-215
KICK RETURN AVERAGE	22.91	21.72
PUNT RETURN AVERAGE	9.90	5.33
INT RETURN AVERAGE	10.18	17.92
FUMBLES-LOST	15-7	15-6
PENALTIES-YARDS	70-605	84-768
Avg Per Game	55.00	69.82
PUNTS-YARDS	39-1667	48-1991
Avg Per Punt	42.74	41.48
Net Punt Avg	41.41	38.58
KICKOFFS-YARDS	67-4019	65-3843
Avg Per Kick	59.99	59.12
Net Kick Avg	42.93	39.71
TIME OF POSSESSION	05:26:39	05:33:21
Per Game	29:42	30:18
3RD-DOWN CONVERSIONS	82-182	53-141
3rd-Down Pct	45.05 %	37.59 %
4TH-DOWN CONVERSIONS	13-27	4-12
4th-Down Pct	48.15 %	33.33 %
SACKS BY-YARDS	23-156	23-131
MISC YARDS	0	0
TOUCHDOWNS SCORED	42	36
FIELD GOALS-ATTEMPTS	18-24	18-23
ON-SIDE KICKS	1-3	0-1
RED-ZONE SCORES	33-44	34-41
RED-ZONE TOUCHDOWNS	21-44	20-41
PAT-ATTEMPTS	39-40	34-34
ATTENDANCE	128,268	89,467
Dates-Avg Per Date	6-21,378	5-17,893
Neutral Site #-Avg	-	0-0

Conf	Date	Opponent	WL	Score	Record	Time	Attend
	09/04/2021	at Washington St.	W	26-23	1-0 , 0-0	03:48	24,944
	9/10/2021	NORTH DAKOTA	W	48-24	2-0	04:14	18,124
*	09/18/2021	at Air Force	W	49-45	3-0 , 1-0	03:35	20,264
*	09/25/2021	BOISE ST.	L	3-27	3-1 , 1-1	03:32	23,715
	10/01/2021	BYU	L	20-34	3-2 , 1-1	04:14	25,240
*	10/16/2021	at UNLV	W	28-24	4-2 , 2-1	03:37	21,322
*	10/22/2021	COLORADO ST.	W	26-24	5-2 , 3-1	03:33	21,423
*	10/30/2021	HAWAII	W	51-31	6-2 , 4-1	03:33	19,219
	11/06/2021	at New Mexico St.	W	35-13	7-2 , 4-1	03:15	7,802
*	11/13/2021	at San Jose St.	W	48-17	8-2 , 5-1	03:40	15,135
*	11/20/2021	WYOMING	L	17-44	8-3 , 5-2	03:20	20,547

* = Conference game

Score by Quarters	1st	2nd	3rd	4th	Total
Utah St.	55	98	93	105	351
Opponents	99	78	80	49	306





#	Rushing	GP	ATT	GAIN	LOSS	NET	AVG	TD	LG	AVG/G
4	Tyler Jr., Calvin	9	143	714	28	686	4.8	5	61	76.22
34	Noa, Elelyon	11	118	534	17	517	4.4	4	36	47.00
2	Gentry, John	11	59	227	22	205	3.5	0	41	18.64
6	Peasley, Andrew	9	22	168	42	126	5.7	1	59	14.00
29	Makakona, Pailate	10	42	134	33	101	2.4	0	14	10.10
1	Bonner, Logan	11	62	206	134	72	1.2	0	21	6.55
13	Thompkins, Deven	11	3	31	3	28	9.3	0	17	2.55
11	Scarver, Savon	11	2	20	0	20	10.0	0	10	1.82
74	Dolphin, Chandler	8	0	0	0	0	0.0	0	0	0.00
63	Kotsanlee, Stephen	11	1	0	8	-8	-8.0	0	0	-0.73
	Team	11	6	0	34	-34	-5.7	0	0	-3.09
	Total	11	458	2034	321	1713	3.7	10	61	155.73
	Opponents	11	393	2212	348	1864	4.7	19	98	169.45

#	Passing	GP	Rating	COMP-ATT-INT	PCT	YDS	TD	LG	AVG/G
1	Bonner, Logan	11	148.93	212-354-10	59.89 %	2930	27	75	266.36
6	Peasley, Andrew	9	134.19	26-49-2	53.06 %	403	3	72	44.78
8	Wright, Derek	11	0.00	0-1-0	0.00 %	0	0	0	0.00
	Total	11	146.78	238-404-12	58.91 %	3333	30	75	303.00
	Opponents	11	133.95	219-352-11	62.22 %	2718	14	69	247.09

#	Receiving	GP	NO	YDS	AVG	TD	LG	AVG/G
13	Thompkins, Deven	11	82	1508	18.39	9	75	137.09
16	Bowling, Brandon	11	41	555	13.54	6	54	50.45
8	Wright, Derek	11	35	549	15.69	8	46	49.91
10	McGriff, Justin	11	30	358	11.93	4	45	32.55
88	Terrell, Carson	9	8	84	10.50	2	21	9.33
9	Van Leeuwen, Kyle	11	8	63	7.88	0	15	5.73
34	Noa, Elelyon	11	7	52	7.43	0	18	4.73
11	Scarver, Savon	11	6	42	7.00	1	10	3.82
4	Tyler Jr., Calvin	9	9	41	4.56	0	11	4.56
2	Gentry, John	11	4	34	8.50	0	12	3.09
83	Sterzer, Josh	11	4	21	5.25	0	18	1.91
0	Nathan, Jordan	11	3	16	5.33	0	9	1.45
29	Makakona, Pailate	10	1	10	10.00	0	10	1.00
18	Davis, NyNy	1	0	0	NaN	0	0	0.00
	Total	11	238	3333	14.00	30	75	303.00
	Opponents	11	219	2718	12.41	14	69	247.09

#	Punt Returns	NO	YRDS	AVG	TD	LG
0	Nathan, Jordan	10	99	9.90	0	28
	Total	10	99	9.90	0	28
	Opponents	6	32	5.33	0	22

#	Interceptions	NO	YRDS	AVG	TD	LG
3	Rice, Justin	3	54	18.00	0	36
12	Carter, Ajani	3	45	15.00	0	45
4	Bond, Shaq	3	0	0.00	0	0
26	McGary, Monte	1	13	13.00	0	13
5	Gilliam, Cash	1	0	0.00	0	0
	Total	11	112	10.18	0	45
	Opponents	12	215	17.92	1	58

#	Kick Returns	NO	YRDS	AVG	TD	LG
11	Scarver, Savon	22	531	24.14	1	100
13	Thompkins, Deven	10	230	23.00	0	54
16	Bowling, Brandon	1	45	45.00	1	45
0	Nathan, Jordan	1	1	1.00	0	1
85	Buchanan, Parker	1	-5	-5.00	0	0
	Total	35	802	22.91	2	100
	Opponents	25	543	21.72	1	99

#	Fumble Returns	NO	YRDS	AVG	TD	LG
---	----------------	----	------	-----	----	----

No data to report.





2021 UTAH STATE INDIVIDUAL STATS

#	Scoring	TD	FG	PAT					SAF	PTS
				KICK	RUSH	RCV	PASS	DXP		
59	Coles, Connor	—	18	39-40	—	—	—	—	—	93
13	Thompkins, Deven	9	—	—	—	—	—	—	—	54
8	Wright, Derek	8	—	—	—	—	—	—	—	48
16	Bowling, Brandon	7	—	—	—	—	—	—	—	42
4	Tyler Jr., Calvin	5	—	—	—	—	—	—	—	30
10	McGriff, Justin	4	—	—	—	—	—	—	—	24
34	Noa, Elelyon	4	—	—	—	—	—	—	—	24
11	Scarver, Savon	2	—	—	—	—	—	—	—	12
88	Terrell, Carson	2	—	—	—	—	—	—	—	12
6	Peasley, Andrew	1	—	—	1-1	—	—	—	—	8
1	Bonner, Logan	—	—	—	—	1	1-1	—	—	2
0	Joyner Jr., Patrick	—	—	—	—	—	—	—	—	2
Total		42	18	39-40	1-1	1	1-1	—	1	351
Opponents		36	18	34-34	0-1	1	1-1	—	—	306

#	Field Goals	FGM-FGA	PCT	I20	20-29	30-39	40-49	50+	LG	BLK
59	Coles, Connor	18-24	75.00 %	0-0	6-7	6-7	5-8	1-2	52	2
Total		18-24	75.00 %	0-0	6-7	6-7	5-8	1-2	52	2
Opponents		18-23	78.26 %	0-0	3-3	8-10	7-10	0-0	49	1

FG Sequence	Utah St.	Opponents
Washington St.	(23),(39),(28)	(35),31,(26),(27)
North Dakota	(26),(37)	(29)
Air Force	-	(22)
Boise St.	41,36,(20)	(28),50,(32)
BYU	(52),(45)	45,(49),(32)
UNLV	52,44,41	(26)
Colorado St.	(45),(30),(42),(34)	(40),42
Hawaii	(40),(22),(22)	(49)
New Mexico St.	-	(45),26,(35)
San Jose St.	(32),28,(40)	(44)
Wyoming	(36)	(28),(24),(34)

Numbers in (parentheses) indicate field goal was made.

#	Total Offense	G	Plays	Rush	Pass	Total	AVG/G
1	Bonner, Logan	11	416	72	2930	3002	272.91
4	Tyler Jr., Calvin	9	143	686	0	686	76.22
6	Peasley, Andrew	9	71	126	403	529	58.78
34	Noa, Elelyon	11	118	517	0	517	47.00
2	Gentry, John	11	59	205	0	205	18.64
29	Makakona, Pailate	10	42	101	0	101	10.10
13	Thompkins, Deven	11	3	28	0	28	2.55
11	Scarver, Savon	11	2	20	0	20	1.82
63	Kotsanlee, Stephen	11	1	-8	0	-8	-0.73
Team		11	6	-34	0	-34	-3.09
Total		11	861	1713	3333	5046	458.73
Opponents		11	745	1864	2718	4582	416.55

#	Punting	NO	YDS	AVG	LG	TB	FC	I20	50+	BLK
63	Kotsanlee, Stephen	39	1667	42.74	54	1	18	15	6	0
Total		39	1667	42.74	54	1	18	15	6	0
Opponents		48	1991	41.48	57	2	28	17	7	0

#	Kickoffs	NO	YDS	AVG	TB	OB
89	Nimrod, Elliott	66	3976	60.2	30	1
59	Coles, Connor	1	43	43.0	0	0
Total		67	4019	60.0	30	1
Opponents		65	3843	59.1	23	2





#	All Purpose	G	RUSH	RCV	PR	KR	IR	Total	AVG/G
13	Thompkins, Deven	11	28	1508	0	230	0	1766	160.55
4	Tyler Jr., Calvin	9	686	41	0	0	0	727	80.78
16	Bowling, Brandon	11	0	555	0	45	0	600	54.55
11	Scarver, Savon	11	20	42	0	531	0	593	53.91
34	Noa, Elelyon	11	517	52	0	0	0	569	51.73
8	Wright, Derek	11	0	549	0	0	0	549	49.91
10	McGriff, Justin	11	0	358	0	0	0	358	32.55
2	Gentry, John	11	205	34	0	0	0	239	21.73
6	Peasley, Andrew	9	126	0	0	0	0	126	14.00
0	Nathan, Jordan	11	0	16	99	1	0	116	10.55
29	Makakona, Pailate	10	101	10	0	0	0	111	11.10
88	Terrell, Carson	9	0	84	0	0	0	84	9.33
1	Bonner, Logan	11	72	0	0	0	0	72	6.55
9	Van Leeuwen, Kyle	11	0	63	0	0	0	63	5.73
3	Rice, Justin	11	0	0	0	0	54	54	4.91
12	Carter, Ajani	10	0	0	0	0	45	45	4.50
83	Sterzer, Josh	11	0	21	0	0	0	21	1.91
26	McGary, Monte	11	0	0	0	0	13	13	1.18
85	Buchanan, Parker	3	0	0	0	-5	0	-5	-1.67
63	Kotsanlee, Stephen	11	-8	0	0	0	0	-8	-0.73
	Team	11	-34	0	0	0	0	-34	-3.09
	Total	11	1713	3333	99	802	112	6059	550.82
	Opponents	11	1864	2718	32	543	215	5372	488.36





2021 UTAH STATE DEFENSIVE STATS

#	Defensive Leaders	GP	Tackles				Sacks NO-YDS	Pass Defense			Fumbles		Blocked	
			Solo	ASST	TOT	TFL-YDS		INT-YDS	BU	QBH	RCV-YDS	FF	KICK	SAF
3	Rice, Justin	11	47	48	95.0	12.0-36	0.5-2	3-54	2	2	—	1	1	—
27	Reynolds, Hunter	11	37	29	66.0	2.5-11	1.0-7	—	1	—	—	—	—	—
4	Bond, Shaq	10	40	21	61.0	1.5-8	1.0-7	3-0	2	1	—	2	—	—
42	Heninger, Nick	11	21	35	56.0	12.5-63	5.0-30	—	3	2	—	3	—	—
5	Gilliam, Cash	11	29	23	52.0	2.0-3	1.0-1	1-0	—	5	1-0	—	—	—
10	Vongphachanh, AJ	11	16	31	47.0	6.0-20	1.0-8	—	—	2	—	—	—	—
22	Anyanwu, Michael	11	30	8	38.0	1.0-2	—	—	1	—	1-0	2	—	—
95	Moore, Marcus	11	13	22	35.0	8.5-19	—	—	—	4	—	—	—	—
6	Lampkin, Cam	11	17	15	32.0	0.5-1	—	—	4	—	—	—	—	—
12	Carter, Ajani	10	13	14	27.0	2.5-21	2.0-21	3-45	1	1	1-0	1	—	—
11	Vaughns, Byron	11	16	11	27.0	6.5-44	3.0-32	—	4	3	—	1	—	—
0	Joyner Jr., Patrick	11	16	8	24.0	7.0-37	3.5-29	—	—	4	—	—	—	1
21	Grayson, Andre	10	14	9	23.0	2.5-8	1.0-6	—	3	—	—	—	—	—
26	McGary, Monte	11	12	10	22.0	0.5-0	—	1-13	3	—	1-0	—	—	—
23	Tatum, Dominic	3	7	14	21.0	0.5-2	—	—	2	—	—	—	—	—
14	Jackson, Zahodri	11	17	3	20.0	—	—	—	2	—	—	—	—	—
33	Meitzenheimer, Kevin	11	9	11	20.0	3.0-3	—	—	—	1	—	—	—	—
92	Motu'apuaka, Hale	11	8	12	20.0	5.5-18	1.5-8	—	—	1	—	—	—	—
9	Bannerman, Jaylin	10	8	6	14.0	4.5-6	2.0-2	—	1	1	—	—	—	—
90	Paea, Phillip	11	2	9	11.0	1.5-5	—	—	—	—	—	—	—	—
96	Vakauta, Poukesi	11	4	5	9.0	3.0-10	0.5-3	—	—	1	2-0	1	—	—
53	Maile, Kina	6	1	5	6.0	—	—	—	—	—	—	—	—	—
17	Nance, Jamie	9	—	3	3.0	—	—	—	—	—	—	—	—	—
11	Scarver, Savon	11	2	1	3.0	—	—	—	—	—	—	—	—	—
4	Tyler Jr., Calvin	9	2	1	3.0	—	—	—	—	—	—	—	—	—
39	Smith, Jaden	9	2	—	2.0	—	—	—	—	—	—	—	—	—
TM	Team	11	2	—	2.0	1.0-1	—	—	—	—	—	—	—	—
13	Thompkins, Deven	11	2	—	2.0	—	—	—	—	—	—	—	—	—
1	Bonner, Logan	11	1	—	1.0	—	—	—	—	—	—	—	—	—
74	Dolphin, Chandler	8	1	—	1.0	—	—	—	—	—	—	—	—	—
25	Green, Jarrod	4	1	—	1.0	—	—	—	—	—	—	—	—	—
30	Maddox, Patrick	6	—	1	1.0	0.5-1	—	—	—	—	—	—	—	—
1	Mayberry, Kyle	9	—	1	1.0	—	—	—	—	—	—	—	—	—
93	McFarland, Darius	1	—	1	1.0	—	—	—	—	—	—	—	—	—
10	McGriff, Justin	11	1	—	1.0	—	—	—	—	—	—	—	—	—
7	Steele, Xavion	3	1	—	1.0	—	—	—	—	—	—	—	—	—
88	Terrell, Carson	9	1	—	1.0	—	—	—	—	—	—	—	—	—
15	Tia, Otto	2	—	1	1.0	—	—	—	—	—	—	—	—	—
46	Trupp, Addison	2	—	1	1.0	—	—	—	—	—	—	—	—	—
48	Tuiaki, Seni	2	—	1	1.0	—	—	—	—	—	—	—	—	—
8	Wright, Derek	11	1	—	1.0	—	—	—	—	—	—	—	—	—
16	Bowling, Brandon	11	—	—	—	—	—	—	—	—	—	—	—	—
59	Coles, Connor	11	—	—	—	—	—	—	—	—	—	—	—	—
34	Noa, Elelyon	11	—	—	—	—	—	—	—	—	—	—	—	—
6	Peasley, Andrew	9	—	—	—	—	—	—	—	—	—	—	—	—
Total		11	394	360	754.0	85.0-319	23.0-156	11-112	29	28	6-0	11	1	1
Opponents		11	460	372	832.0	77.0-262	23.0-131	12-215	49	20	6-65	9	3	—





/// OFFENSIVE STARTERS GAME-BY-GAME ///

OFFENSE	WR	WR	LT	LG	OC	RG	RT	WR/TE*	WR	RB	QB
at Washington St.	Scarver	Thompkins	Edwards	Ali'ifua	Dolphin	White	South	Bowling	McGriff	Tyler Jr.	Bonner
North Dakota	Scarver	Thompkins	Edwards	Ali'ifua	Dolphin	White	South	Bowling	McGriff	Tyler Jr.	Bonner
at Air Force	Scarver	Thompkins	Edwards	Ali'ifua	Alo	White	South	Bowling	McGriff	Tyler Jr.	Bonner
Boise St.	Scarver	Thompkins	Edwards	Ali'ifua	Alo	White	South	Terrell*	McGriff	Tyler Jr.	Bonner
BYU	Wright	Thompkins	Edwards	Ali'ifua	Alo	White	South	Bowling	McGriff	Tyler Jr.	Bonner
at UNLV	Wright	Thompkins	Edwards	Ali'ifua	Dolphin	White	Motes	Terrell*	McGriff	Tyler Jr.	Bonner
Colorado St.	Wright	Thompkins	Edwards	Ali'ifua	Dolphin	White	Motes	Terrell*	McGriff	Noa	Bonner
Hawai'i	Wright	Thompkins	Edwards	Ali'ifua	Dolphin	White	Motes	Terrell*	McGriff	Noa	Bonner
at New Mexico St.	Wright	Thompkins	South	Ali'ifua	Dolphin	White	Motes	Terrell*	McGriff	Noa	Bonner
at San José St.	Wright	Thompkins	Edwards	Ali'ifua	Dolphin	White	South	Bowling	McGriff	Tyler Jr.	Bonner
Wyoming	Wright	Thompkins	Edwards	Ali'ifua	Dolphin	White	Motes	Terrell*	McGriff	Tyler Jr.	Bonner
at New Mexico											

/// DEFENSIVE STARTERS GAME-BY-GAME ///

DEFENSE	DE	DT	DT	DE	ILB	ILB	STR	CB	S	S	CB
at Washington St.	Heninger	Moore	Motu'apuaka	Joyner Jr.	Rice	Vongphachanh	Gilliam	Lampkin	Bond	Tatum	Jackson
North Dakota	Heninger	Moore	Motu'apuaka	Joyner Jr.	Rice	Vongphachanh	Gilliam	Lampkin	Reynolds	Tatum	Jackson
at Air Force	Heninger	Moore	Motu'apuaka	Joyner Jr.	Rice	Vongphachanh	Meitzenheimer	Lampkin	Reynolds	Tatum	Jackson
Boise St.	Heninger	Moore	Motu'apuaka	Joyner Jr.	Rice	Vongphachanh	Gilliam	Lampkin	Reynolds	McGary	Jackson
BYU	Heninger	Moore	Motu'apuaka	Joyner Jr.	Rice	Vongphachanh	Meitzenheimer	Lampkin	Bond	McGary	Anyanwu
at UNLV	Heninger	Moore	Motu'apuaka	Joyner Jr.	Rice	Vongphachanh	Gilliam	Lampkin	Bond	Reynolds	Anyanwu
Colorado St.	Heninger	Moore	Motu'apuaka	Joyner Jr.	Rice	Vongphachanh	Gilliam	Lampkin	Bond	Reynolds	Anyanwu
Hawai'i	Heninger	Moore	Motu'apuaka	Joyner Jr.	Rice	Vongphachanh	Gilliam	Jackson	Reynolds	McGary	Anyanwu
at New Mexico St.	Heninger	Moore	Motu'apuaka	Vaughns	Rice	Vongphachanh	Gilliam	Lampkin	Bond	Reynolds	Anyanwu
at San José St.	Heninger	Moore	Motu'apuaka	Vaughns	Rice	Vongphachanh	Gilliam	Lampkin	Bond	Reynolds	Anyanwu
Wyoming	Heninger	Moore	Motu'apuaka	Bannerman	Rice	Vongphachanh	Gilliam	Lampkin	Bond	Reynolds	Anyanwu
at New Mexico											

/// CAREER GAMES PLAYED / STARTED ///

Player	Career Games	Career Starts	Consec Games	Consec Starts	Player	Career Games	Career Starts	Consec Games	Consec Starts	Player	Career Games	Career Starts	Consec Games	Consec Starts
D. Ali'ifua, OL	56	34	56	31	C. Tyler Jr., RB	23	8	3	2	J. Willingham, LB	10	0	10	0
J. Nathan, WR	54	33	32	0	M. Anyanwu, CB	22	8	17	7	J. Nance, WR	10	0	5	0
J. Rice, LB	54	33	34	21	P. Joyner Jr., DE	22	8	13	0	F. Alo, OL	10	7	0	0
N. Heninger, DE	54	16	13	12	M. Knight, OL	22	0	8	0	P. Maddox, LB	10	0	0	0
K. Mayberry, CB	53	13	3	0	K. Neves, LB	21	1	19	0	C. Knapp, OL	9	0	9	0
S. Scarver, WR	53	12	11	0	B. Vaughns, DE	21	2	11	0	J. Smith, CB	9	0	8	0
C. Terrell, TE	50	23	9	1	W. Meacham, OL	20	0	11	0	J. Owens, OL	9	0	0	0
K. Meitzenheimer, LB	48	20	12	0	J. Bannerman, DE	19	2	8	1	X. Steele, CB	9	1	0	0
B. Bowling, WR	43	14	35	0	C. Coles, PK	19	0	15	0	T. Patrick Jr., WR	8	0	0	0
A. Edwards, OL	40	39	2	2	A. Peasley, QB	18	2	4	0	S. Carter, WR	7	0	0	0
D. Thompkins, WR	40	20	16	11	J. McGriff, WR	17	17	17	17	D. McFarland, DE	7	0	0	0
A. Grayson, CB	39	11	6	0	E. Noa, RB	17	4	17	0	C. Motes, OL	6	5	6	1
S. Bond, S	37	34	9	3	S. Kotsanlee, P	17	0	17	0	C. Jones, RB	6	0	5	0
L. Bonner, QB	35	26	22	22	P. Makakona, RB	17	0	17	0	B. Lane, TE	6	0	0	0
M. Moore, DT	33	17	11	11	C. Dolphin, OL	16	8	7	6	J. Rouly, PK	6	0	0	0
Z. Jackson, CB	33	11	12	0	J. Gentry, RB	16	0	13	0	J. Hansen, DT	5	1	0	0
Q. White, OL	32	16	11	11	R. Jarvis, WR	15	0	1	0	C. Wakley, S	4	0	0	0
D. Henry-Cole, RB	32	5	0	0	P. Paea, DT	14	0	11	0	P. Buchanan, TE	3	0	1	0
J. Green, S	32	1	0	0	J. Sterzer, TE	13	1	13	0	L. Marion, S	3	1	0	0
H. Motu'apuaka, DT	31	13	25	12	K. Van Leeuwen, WR	13	0	13	0	S. Tuiaki, DT	2	0	0	0
H. Reynolds, S	31	9	27	6	D. Tatum, S	13	5	0	0	A. Trupp, DE	2	0	0	0
C. Lampkin, CB	30	16	30	3	P. Vakauta, DT	12	0	11	0	Q. Hadnot, WR	2	0	0	0
D. Wright, WR	27	10	20	7	W. Bowles, OL	12	0	6	0	O. Tia, WR	2	0	0	0
A. Carter, LB	27	0	8	0	M. McGary, S	11	3	11	0	I. Larsen, S	1	0	0	0
A. Vongphachanh, LB	24	17	17	16	J. Garcia, LS	11	0	11	0	A. Bredsguard, DT	1	0	0	0
J. South, OL	24	15	0	0	E. Nimrod, PK	11	0	11	0	J. Hansen, DT	1	0	0	0
C. Gilliam, LB	23	13	19	6	K. Maile, LB	11	0	1	0	S. Thompson, LB	1	0	0	0



/// GAME-BY-GAME STATISTICS ///

UTAH STATE	Points	TOP	First Downs	Rushing (No-Yds-TD-LG)	Passing (Cmp-Att-Int-Yds-TD-LG)	Total Offense (Plays-Yds-TD-LG)	Penalties	Punts	3rd Down	TO
at Washington St.	26	30:19	25	46-222-1-23	23-36-1-219-1-45	82-441-2-45	8-78	3-120	6-15	2
North Dakota	48	26:56	23	38-217-2-59	23-37-1-404-4-75	75-621-6-75	6-67	3-122	4-16	1
at Air Force	49	26:01	26	39-180-2-61	31-50-1-448-5-72	89-628-7-72	7-45	3-137	14-21	1
Boise St.	3	25:00	18	42-235-0-41	13-31-2-208-0-44	73-443-0-44	13-86	5-238	6-17	3
BYU	20	28:32	23	35-22-0-10	26-48-2-314-2-32	83-336-2-32	3-25	4-176	11-21	2
at UNLV	28	32:18	26	46-142-1-27	21-32-1-298-2-37	78-440-3-37	8-55	2-79	7-15	1
Colorado St.	26	33:53	26	48-111-0-18	17-31-1-233-2-38	79-344-2-38	4-45	6-259	5-18	1
Hawai'i	51	34:20	30	54-158-1-36	22-32-0-406-4-46	86-564-5-46	7-80	2-71	11-18	2
at New Mexico St.	35	26:20	23	32-98-1-18	23-32-1-359-4-54	64-457-5-54	8-76	2-104	5-9	1
at San José St.	48	37:03	23	47-147-2-14	20-34-1-264-4-53	81-410-6-53	5-33	4-143	8-17	1
Wyoming	17	25:59	23	31-181-0-34	19-42-1-181-2-41	73-362-2-41	1-15	5-219	5-15	3
at New Mexico										

OPPONENTS	Points	TOP	First Downs	Rushing (No-Yds-TD-LG)	Passing (Cmp-Att-Int-Yds-TD-LG)	Total Offense (Plays-Yds-TD-LG)	Penalties	Punts	3rd Down	TO
at Washington St.	23	29:41	20	26-149-1-64	20-35-0-211-1-32	61-360-2-64	6-50	3-132	3-11	1
North Dakota	24	33:04	24	24-65-0-16	32-46-2-374-3-32	70-439-3-32	6-49	6-225	5-12	2
at Air Force	45	33:59	23	63-437-5-55	6-12-1-182-1-59	75-619-6-59	5-30	2-90	8-13	2
Boise St.	27	35:00	25	42-148-1-20	22-39-1-287-2-69	81-435-3-69	5-40	5-167	6-15	1
BYU	34	31:28	22	36-221-3-67	22-30-0-245-1-42	66-466-4-67	8-60	4-187	6-12	0
at UNLV	24	27:42	12	31-219-3-75	12-24-2-111-0-28	55-330-3-75	7-95	6-244	3-12	2
Colorado St.	24	26:07	26	43-190-2-26	18-30-1-282-1-43	73-472-3-43	9-86	4-199	6-13	2
Hawai'i	31	25:40	19	22-12-0-11	27-46-2-348-3-29	68-360-3-29	10-89	4-179	6-15	3
at New Mexico St.	13	33:40	28	35-49-1-15	30-44-0-298-0-24	79-347-1-24	13-96	3-133	5-15	0
at San José St.	17	22:57	10	22-12-1-19	19-32-1-138-0-23	54-150-2-23	8-100	8-325	1-12	3
Wyoming	44	34:01	22	49-362-2-98	12-15-1-242-2-40	64-604-4-98	7-73	3-110	4-11	1
at New Mexico										

/// GAME-BY-GAME PASSING ///

LOGAN BONNER	Comp	Att	Int	Pct.	Yards	TD	Long	Sacks	Yards	Efficiency
at Washington St.	17	24	1	.708	143	1	19	0	0	126.3
North Dakota	21	33	1	.636	390	4	75	1	8	196.8
at Air Force	21	34	1	.618	253	2	45	1	7	137.8
Boise St.	11	25	2	.440	173	0	44	1	5	86.1
BYU	21	41	1	.512	276	2	32	2	11	118.9
at UNLV	21	32	1	.656	298	2	37	1	2	158.2
Colorado St.	17	31	1	.548	233	2	28	8	52	132.8
Hawai'i	21	30	0	.700	361	4	46	0	0	215.1
at New Mexico St.	23	32	1	.719	359	4	54	1	7	201.1
at San José St.	20	33	1	.606	263	4	53	2	10	161.5
Wyoming	19	40	0	.475	181	2	41	1	9	102.0
at New Mexico										

TOTALS	212	354	10	.599	2,930	27	75	18	111	148.9
---------------	------------	------------	-----------	-------------	--------------	-----------	-----------	-----------	------------	--------------

ANDREW PEASLEY	Comp	Att	Int	Pct.	Yards	TD	Long	Sacks	Yards	Efficiency
at Washington St.	6	12	0	.500	76	0	45	0	0	103.2
North Dakota	2	4	0	.500	14	0	10	0	0	79.4
at Air Force	10	15	0	.667	195	3	72	1	5	241.9
Boise St.	2	6	0	.333	35	0	28	2	9	82.3
BYU	5	7	1	.714	38	0	15	1	5	88.5
at UNLV	0	0	0	.000	0	0	0	0	0	--
Colorado St.	0	0	0	.000	0	0	0	0	0	--
Hawai'i	1	2	0	.500	45	0	45	0	0	239.0
at New Mexico St.	0	0	0	.000	0	0	0	0	0	--
at San José St.	0	1	0	.000	0	0	0	0	0	0.0
Wyoming	0	2	1	.000	0	0	0	0	0	-100
at New Mexico										

TOTALS	26	49	2	.531	403	3	72	5	27	134.2
---------------	-----------	-----------	----------	-------------	------------	----------	-----------	----------	-----------	--------------



2021 UTAH STATE GAME-BY-GAME STATS



/// GAME-BY-GAME RUSHING (NO-YDS/TDs) ///

PLAYER	NO-YDS/TDs	WSU	UND	AFA	BSU	BYU	UNLV	CSU	UH	NMSU	SJSU	WYO	UNM
Tyler Jr., Calvin	143-686/5	14-84/1	14-72/1	19-132/2	20-126/0	12-3/0	17-60/0	0-0/0	0-0/0	8-39/0	21-61/1	18-109/0	
Noa, Elelyon	118-517/4	10-19/0	10-45/0	0-0/0	4-48/0	6-17/0	7-37/1	26-97/0	23-111/1	16-57/1	10-41/1	6-45/0	
Gentry, John	59-205/0	14-47/0	3-27/0	6-19/0	7-57/0	6-8/0	7-10/0	5-18/0	7-18/0	4-1/0	0-0/0	0-0/0	
Peasley, Andrew	22-126/1	4-43/0	1-59/1	5-29/0	6-9/0	2-(-14)/0	0-0/0	0-0/0	3-(-14)/0	0-0/0	2-5/0	0-0/0	
Makakona, Pailate	42-101/0	0-0/0	0-0/0	3-5/0	1-4/0	2-(-14)	6-20/0	6-29/0	15-22/0	0-0/0	9-35/0	0-0/0	
Thompkins, Deven	3-28/0	1-14/0	0-0/0	0-0/0	0-0/0	0-0/0	2-14/0	0-0/0	0-0/0	0-0/0	0-0/0	0-0/0	
Bonner, Logan	62-72/0	3-15/0	10-14/0	4-(-2)/0	3-(-1)/0	8-13/0	6-5/0	9-(-39)/0	5-25/0	3-(-9)/0	5-5/0	6-46/0	
TEAM	6-(-34)/0	0-0/0	0-0/0	2-(-3)/0	0-0/0	0-0/0	1-(-4)/0	1-(-4)/0	1-(-4)/0	0-0/0	0-0/0	0-0/0	
Kotsanlee, Stephen	1-(-8)/0	0-0/0	0-0/0	0-0/0	1-(-8)/0	0-0/0	0-0/0	0-0/0	0-0/0	0-0/0	0-0/0	1-(-19)/0	
Scarver, Savon	2-20/0	0-0/0	0-0/0	0-0/0	0-0/0	0-0/0	0-0/0	1-10/0	0-0/0	1-10/0	0-0/0	0-0/0	
TOTALS	458-2,034/10	46-222/1	38-217/2	39-180/2	42-235/0	35-22/0	46-142/1	48-111/0	54-158/1	32-98/1	47-147/2	31-181/0	

/// GAME-BY-GAME RECEIVING (NO-YDS/TDs) ///

PLAYER	NO-YDS/TDs	WSU	UND	AFA	BSU	BYU	UNLV	CSU	UH	NMSU	SJSU	WYO	UNM
Thompkins, Deven	82-1,508/9	8-94/1	8-172/1	9-188/1	4-60/0	9-125/1	12-180/2	6-104/0	7-176/0	9-215/2	5-127/0	5-67/1	
Bowling, Brandon	41-555/6	1-10/0	6-118/1	9-136/2	4-62/0	4-60/0	1-14/0	1-9/0	2-11/1	4-50/0	3-25/1	6-60/1	
Wright, Derek	35-549/8	4-35/0	4-73/2	1-16/0	1-44/0	5-52/0	5-83/0	2-63/2	4-83/1	3-20/1	3-50/2	3-30/1	
McGriff, Justin	30-358/4	4-47/0	2-23/0	6-60/1	2-29/0	2-26/1	1-11/0	2-6/0	5-90/1	2-20/1	3-29/0	1-17/0	
Terrell, Carson	8-84/2	0-0/0	0-0/0	2-22/1	1-1/0	0-0/0	1-1/0	1-20/0	2-34/1	0-0/0	1-6/0	0-0/0	
Tyler Jr., Calvin	9-41/0	3-10/0	0-0/0	0-0/0	0-0/0	2-15/0	0-0/0	0-0/0	0-0/0	0-0/0	2-12/0	2-4/0	
Van Leeuwen, Kyle	8-63/0	1-13/0	0-0/0	0-0/0	0-0/0	3-28/0	0-0/0	0-0/0	0-0/0	2-19/0	0-0/0	2-3/0	
Noa, Elelyon	7-52/0	0-0/0	0-0/0	0-0/0	0-0/0	1-8/0	0-0/0	3-14/0	0-0/0	0-0/0	2-12/0	0-0/0	
Gentry, John	4-34/0	1-10/0	0-0/0	1-5/0	1-12/0	0-0/0	0-0/0	1-7/0	0-0/0	1-18/0	0-0/0	0-0/0	
Sterzer, Josh	4-21/0	1-0/0	0-0/0	3-21/0	0-0/0	0-0/0	0-0/0	0-0/0	0-0/0	0-0/0	0-0/0	0-0/0	
Scarver, Savon	6-42/1	0-0/0	2-14/0	0-0/0	0-0/0	0-0/0	1-9/0	0-0/0	0-0/0	2-17/0	1-2/1	0-0/0	
Nathan, Jordan	3-16/0	0-0/0	1-4/0	0-0/0	0-0/0	0-0/0	0-0/0	0-0/0	2-12/0	0-0/0	0-0/0	0-0/0	
Makakona, Pailate	1-10/0	0-0/0	0-0/0	0-0/0	0-0/0	0-0/0	0-0/0	1-10/0	0-0/0	0-0/0	0-0/0	0-0/0	
TOTALS	238-3,333/30	23-219/1	23-404/4	31-448/5	13-208/0	26-314/2	21-298/2	17-233/2	22-406/4	23-359/4	20-263/4	19-181/2	

/// GAME-BY-GAME FIELD GOALS (FG MADE (MISS)) ///

PLAYER	FGM-FGA	WSU	UND	AFA	BSU	BYU	UNLV	CSU	UH	NMSU	SJSU	WYO	UNM
Coles, Connor	18-24	23, 39, 28	26, 37	--	(41), (36), 20	52, 45	(52), (44), (41)	45, 30, 42, 34	40, 22, 22	--	32, (28), 40	36	
TOTALS	18-24												

/// GAME-BY-GAME KICKOFF RETURNS (NO-YDS-AVG/TD) ///

PLAYER	NO-YDS-AVG/TD	WSU	UND	AFA	BSU	BYU	UNLV	CSU	UH	NMSU	SJSU	WYO	UNM
Scarver, Savon	22531-24.1/1	3-65-21.7/0	0-0-0.0/0	4-90-22.5/0	3-44-14.7/0	0-0-0.0/0	3-156-52.0/1	0-0-0.0/0	2-42-21.0/0	1-20-20.0/0	1-21-21.0/0	5-93-18.6/0	
Thompkins, Deven	10-230-23.0/0	1-8-8.0/0	0-0-0.0/0	0-0-0.0/0	0-0-0.0/0	1-16-16.0/0	1-29-29.0/0	3-91-33.3/0	1-45-45.0/0	0/2-27-13.5/0	1-14-14.0/0	0-0-0.0/0	
Nathan, Jordan	1-1-1.0/0	1-1-1.0/0	0-0-0.0/0	0-0-0.0/0	0-0-0.0/0	0-0-0.0/0	0-0-0.0/0	0-0-0.0/0	0-0-0.0/0	0-0-0.0/0	0-0-0.0/0	0-0-0.0/0	
Bowling, Brandon	1-45-45.0/1	0-0-0.0/0	0-0-0.0/0	0-0-0.0/0	0-0-0.0/0	0-0-0.0/0	0-0-0.0/0	0-0-0.0/0	1-45-45.0/1	0-0-0.0/0	0-0-0.0/0	0-0-0.0/0	
Buchanan, Parker	1-(-5)-5.0/0	0-0-0.0/0	0-0-0.0/0	0-0-0.0/0	0-0-0.0/0	0-0-0.0/0	0-0-0.0/0	0-0-0.0/0	0-0-0.0/0	0-0-0.0/0	0-0-0.0/0	1-(-5)-(-5.0)/0	
TOTALS	35-801-22.9/2	5-74-14.8/0	0-0-0.0/0	4-90-22.5/0	3-44-14.7/0	1-16-16.0/0	4-185-46.3/1	3-91-33.3/0	4-132-33.0/1	3-47-15.7/0	2-35-17.5/0	6-88-14.7/0	

/// GAME-BY-GAME PUNT RETURNS (NO-YDS-AVG/TD) ///

PLAYER	NO-YDS-AVG/TD	WSU	UND	AFA	BSU	BYU	UNLV	CSU	UH	NMSU	SJSU	WYO	UNM
Nathan, Jordan	10-99-9.9/0	0-0-0.0/0	1-19-19.0/0	0-0-0.0/0	1-28-28.0/0	1-1-1.0/0	4-37-9.3/0	1-3-3.0/0	0-0-0.0/0	0-0-0.0/0	2-11-5.5/0	0-0-0.0/0	
TOTALS	10-99-9.9/0	0-0-0.0/0	1-19-19.0/0	0-0-0.0/0	1-28-28.0/0	1-1-1.0/0	4-37-9.3/0	1-3-3.0/0	0-0-0.0/0	0-0-0.0/0	2-11-5.5/0	0-0-0.0/0	

/// UTAH STATE PUNTING ///

STEPHEN KOTSANLEE	NO	YDS	AVG	LG	I20	50+
at Washington St.	3	120	40.0	42	1	0
North Dakota	3	122	40.7	52	2	1
at Air Force	3	137	45.7	48	0	0
Boise St.	5	238	47.6	54	2	2
BYU	4	176	44.0	47	0	0
at UNLV	2	79	39.5	40	0	0
Colorado St.	6	259	43.2	46	3	0
Hawai'i	2	71	35.5	37	2	0
at New Mexico St.	2	104	52.0	53	0	2
at San José St.	4	143	35.8	46	2	0
Wyoming	5	219	43.8	51	3	1
at New Mexico						
TOTALS	39	1,667	42.7	54	15	6

/// UTAH STATE KICKOFFS ///

ELLIOTT NIMROD	NO	YDS	AVG	TB	OB
at Washington St.	6	358	59.7	3	0
North Dakota	9	508	56.4	2	1
at Air Force	7	423	60.4	3	0
Boise St.	2	100	50.0	1	0
BYU	5	306	61.2	2	0
at UNLV	5	295	59.0	3	0
Colorado St.	6	369	61.5	2	0
Hawai'i	9	587	65.2	7	0
at New Mexico St.	6	390	65.0	6	0
at San José St.	8	442	55.3	0	0
Wyoming	4	241	60.2	1	0
at New Mexico					
TOTALS	67	4,019	60.2	30	1



/// GAME-BY-GAME TACKLES ///

PLAYER	UA-AT-TT	WSU	UND	AFA	BSU	BYU	UNLV	CSU	UH	NMSU	SJSU	WYO	UNM
Rice, Justin	47-45-98	3-4-7	4-5-9	9-5-14	2-8-10	3-4-7	1-4-5	6-4-10	4-4-8	5-2-7	5-3-8	5-5-10	
Reynolds, Hunter	37-29-66	1-0-1	5-4-9	2-1-3	2-1-3	5-4-9	4-3-7	3-3-6	3-2-5	5-3-8	4-2-6	3-7-10	
Bond, Shaq	40-21-61	3-1-4	0-0-0	3-1-4	5-2-7	2-3-5	6-3-9	7-4-11	1-0-1	7-2-9	3-1-4	3-5-8	
Heninger, Nick	21-35-56	2-4-6	1-2-3	4-4-8	2-3-5	2-2-4	0-4-4	1-3-4	1-3-4	4-1-5	2-2-4	2-7-9	
Gilliam, Cash	29-23-52	3-1-4	4-2-6	2-3-5	5-1-6	1-1-2	4-3-7	2-3-5	0-2-2	2-4-6	1-0-1	5-3-8	
Vongphachanh, AJ	16-31-47	1-4-5	0-1-1	3-4-7	4-5-9	1-3-4	2-4-6	3-1-4	1-1-2	0-4-4	1-1-2	0-3-3	
Anyanwu, Michael	30-8-38	4-0-4	2-0-2	2-0-2	1-0-1	5-1-6	1-0-1	3-2-5	4-1-5	4-1-5	3-3-6	1-0-1	
Moore, Marcus	13-22-35	2-0-2	0-1-1	0-3-3	0-2-2	3-6-9	0-0-0	3-4-7	0-0-0	4-0-4	1-3-4	0-3-3	
Lampkin, Cam	17-15-32	3-0-3	1-0-1	1-5-6	2-2-4	2-2-4	0-1-1	1-2-3	2-0-2	0-3-3	2-0-2	3-0-3	
Carter, Ajani	13-14-27	0-0-0	0-0-0	0-0-0	3-2-5	1-4-5	1-2-3	1-0-1	3-3-6	1-0-1	2-2-4	1-1-2	
Vaughns, Byron	16-11-27	1-0-1	2-1-3	1-1-2	0-2-2	2-3-5	1-2-3	0-1-1	4-0-4	2-0-2	2-0-2	1-1-2	
Joyner Jr., Patrick	16-8-24	2-1-3	1-0-1	2-2-4	2-2-4	3-0-3	0-0-0	2-0-2	0-0-0	1-1-2	2-0-2	1-2-3	
Grayson, Andre	14-9-23	0-0-0	1-1-2	2-1-3	3-1-4	0-0-0	1-1-2	2-0-2	1-2-3	1-0-1	0-2-2	3-1-4	
McGary, Monte	12-10-22	0-1-1	2-1-3	1-0-1	3-1-4	1-1-2	1-1-2	0-2-2	0-1-1	3-1-4	1-1-2	0-0-0	
Tatum, Dominic	7-14-21	2-5-7	3-3-6	2-6-8	0-0-0	0-0-0	0-0-0	0-0-0	0-0-0	0-0-0	0-0-0	0-0-0	
Jackson, Zahodri	17-3-20	1-0-1	5-0-5	2-0-2	0-1-1	0-0-0	1-0-1	1-0-1	3-1-4	1-0-1	0-0-0	3-1-4	
Meitzenheimer, Kevin	9-11-20	0-1-1	2-2-4	1-1-2	1-1-2	1-3-4	1-0-1	3-0-3	1-0-1	0-1-1	0-0-0	0-1-1	
Motu'apuaka, Hale	8-12-20	1-1-2	1-3-4	0-2-2	1-1-2	0-1-1	0-1-1	0-0-0	1-1-2	2-1-3	2-0-2	0-1-1	
Bannerman, Jaylin	8-6-14	2-1-3	1-0-1	0-0-0	0-0-0	0-0-0	0-2-2	1-0-1	1-1-2	3-0-3	0-1-1	0-1-1	
Paea, Phillip	2-9-11	0-0-0	0-0-0	1-3-4	0-1-1	0-0-0	0-1-1	0-2-2	0-0-0	0-0-0	1-1-2	0-1-1	
Vakauta, Poukesi	4-5-9	0-0-0	1-1-2	1-0-1	1-0-1	0-0-0	0-0-0	0-3-3	0-0-0	1-1-2	0-0-0	0-0-0	
Maile, Kina	1-5-6	0-0-0	0-3-3	0-0-0	0-1-1	0-0-0	0-0-0	0-0-0	0-0-0	1-1-2	0-0-0	0-0-0	
Smith, Jaden	2-0-2	0-0-0	0-0-0	0-0-0	0-0-0	2-0-2	0-0-0	0-0-0	0-0-0	0-0-0	0-0-0	0-0-0	
Maddox, Patrick	0-1-1	0-0-0	0-0-0	0-0-0	0-1-1	0-0-0	0-0-0	0-0-0	0-0-0	0-0-0	0-0-0	0-0-0	
McFarland, Darius	0-1-1	0-0-0	0-1-1	0-0-0	0-0-0	0-0-0	0-0-0	0-0-0	0-0-0	0-0-0	0-0-0	0-0-0	
Steele, Xavion	1-0-1	0-0-0	0-0-0	0-0-0	0-0-0	0-0-0	0-0-0	1-0-1	0-0-0	0-0-0	0-0-0	0-0-0	
Tuiaki, Seni	0-1-1	0-0-0	0-1-1	0-0-0	0-0-0	0-0-0	0-0-0	0-0-0	0-0-0	0-0-0	0-0-0	0-0-0	
Trupp, Addison	0-1-1	0-0-0	0-1-1	0-0-0	0-0-0	0-0-0	0-0-0	0-0-0	0-0-0	0-0-0	0-0-0	0-0-0	
Green, Jarrod	1-0-1	0-0-0	0-0-0	0-0-0	0-0-0	0-0-0	0-0-0	0-0-0	0-0-0	1-0-1	0-0-0	0-0-0	
Mayberry, Kyle	0-1-1	0-0-0	0-0-0	0-0-0	0-0-0	0-0-0	0-0-0	0-0-0	0-0-0	0-1-1	0-0-0	0-0-0	

/// GAME-BY-GAME TACKLES FOR LOSS ///

PLAYER	TFL-Yds	WSU	UND	AFA	BSU	BYU	UNLV	CSU	UH	NMSU	SJSU	WYO	UNM
Heninger, Nick	12.5-63	0.5-3	0.0-0	1.0-2	2.5-15	2.0-13	0.5-0	0.5-2	1.0-11	2.0-5	1.5-10	1.0-2	
Rice, Justin	12.0-36	1.0-3	1.0-3	2.0-5	1.5-3	0.5-3	0.5-1	1.0-5	2.0-6	1.0-3	0.0-0	1.5-4	
Moore, Marcus	8.5-19	1.0-4	0.0-0	0.0-0	0.5-1	2.5-5	0.0-0	0.0-0	0.0-0	3.0-5	1.5-4	0.0-0	
Joyner Jr., Patrick	7.0-37	2.0-7	0.0-0	0.0-0	1.5-2	0.0-0	0.0-0	1.0-7	0.0-0	1.5-16	0.0-0	1.0-5	
Vaughns, Byron	6.5-44	0.0-0	1.5-4	0.0-0	0.0-0	1.0-5	0.0-0	0.0-0	3.0-26	1.0-9	0.0-0	0.0-0	
Vongphachanh, AJ	6.0-20	0.0-0	0.0-0	0.0-0	1.0-2	1.5-2	0.0-0	0.0-0	1.0-2	1.0-8	1.0-5	0.5-1	
Motu'apuaka, Hale	5.5-18	0.5-1	1.0-3	0.0-0	0.0-0	0.5-0	0.0-0	0.0-0	1.5-8	1.0-3	1.0-3	0.0-0	
Bannerman, Jaylin	4.5-6	2.5-3	1.0-1	0.0-0	0.0-0	0.0-0	0.0-0	0.0-0	0.5-0	0.0-0	0.5-2	0.0-0	
Vakauta, Poukesi	3.0-10	0.0-0	1.0-3	1.0-1	0.0-0	0.0-0	0.0-0	0.5-3	0.0-0	0.5-3	0.0-0	0.0-0	
Meitzenheimer, Kevin	3.0-3	0.0-0	0.0-0	0.0-0	0.0-0	2.0-2	0.0-0	0.0-0	1.0-1	0.0-0	0.0-0	0.0-0	
Grayson, Andre	2.5-8	0.0-0	0.0-0	0.0-0	0.0-0	0.0-0	0.5-1	0.0-0	1.0-1	1.0-6	0.0-0	0.0-0	
Carter, Ajani	2.5-21	0.0-0	0.0-0	0.0-0	0.0-0	0.0-0	0.5-0	0.0-0	1.0-0	0.0-0	1.0-21	0.0-0	
Reynolds, Hunter	2.5-11	0.0-0	0.5-0	0.0-0	0.0-0	1.0-4	1.0-7	0.0-0	0.0-0	0.0-0	0.0-0	0.0-0	
Gilliam, Cash	2.0-3	0.0-0	0.0-0	0.0-0	1.0-1	0.0-0	1.0-2	0.0-0	0.0-0	0.0-0	0.0-0	0.0-0	
Paea, Phillip	1.5-5	0.0-0	0.0-0	0.0-0	0.0-0	0.0-0	0.0-0	0.0-0	0.0-0	0.0-0	1.5-5	0.0-0	
Bond, Shaq	1.5-8	0.0-0	0.0-0	0.0-0	0.0-0	0.0-0	0.5-1	0.0-0	0.0-0	1.0-7	0.0-0	0.0-0	
Anyanwu, Michael	1.0-2	0.0-0	0.0-0	0.0-0	0.0-0	0.0-0	0.0-0	0.0-0	0.0-0	1.0-2	0.0-0	0.0-0	
Maddox, Patrick	0.5-1	0.0-0	0.0-0	0.0-0	0.5-1	0.0-0	0.0-0	0.0-0	0.0-0	0.0-0	0.0-0	0.0-0	
Lampkin, Cam	0.5-1	0.0-0	0.0-0	0.0-0	0.5-1	0.0-0	0.0-0	0.0-0	0.0-0	0.0-0	0.0-0	0.0-0	
McGary, Monte	0.5-0	0.0-0	0.0-0	0.0-0	0.0-0	0.0-0	0.5-0	0.0-0	0.0-0	0.0-0	0.0-0	0.0-0	
Tatum, Dominic	0.5-2	0.5-2	0.0-0	0.0-0	0.0-0	0.0-0	0.0-0	0.0-0	0.0-0	0.0-0	0.0-0	0.0-0	
TEAM	1.0-1	0.0-0	1.0-1	0.0-0	0.0-0	0.0-0	0.0-0	0.0-0	0.0-0	0.0-0	0.0-0	0.0-0	
TOTALS	85.0-319	8.0-23	7.0-15	4.0-8	9.0-26	11.0-34	5.0-12	3.0-17	12.0-55	14.0-67	8.0-50	4.0-12	





/// GAME-BY-GAME PASS BREAKUPS ///

PLAYER	PBU's	WSU	UND	AFA	BSU	BYU	UNLV	CSU	UH	NMSU	SJSU	WYO	UNM
Lampkin, Cam	4	1	1	1	0	0	0	0	1	0	0		
Vaughns, Byron	4	0	1	1	0	0	1	0	1	0	0		
Heninger, Nick	3	0	0	0	2	0	0	1	0	0	0		
McGary, Monte	3	0	0	0	1	0	0	1	1	0	0		
Grayson, Andre	3	1	0	0	1	0	0	0	0	1	0		
Rice, Justin	2	1	0	0	1	0	0	0	0	0	0		
Tatum, Dominic	2	1	1	0	0	0	0	0	0	0	0		
Bond, Shaq	2	0	0	0	0	0	0	0	0	2	0		
Jackson, Zahodri	2	0	0	0	0	0	0	0	1	1	0		
Reynolds, Hunter	1	0	0	0	0	1	0	0	0	0	0		
Anyanwu, Michael	1	0	0	0	0	0	1	0	0	0	0		
Carter, Ajani	1	0	0	0	0	0	0	0	0	0	1		
Bannerman, Jaylin	1	0	0	0	0	0	0	0	0	1	0		
TOTALS	29	4	3	2	5	1	2	2	4	5	1		

/// GAME-BY-GAME SACKS ///

PLAYER	SACK-Yds	WSU	UND	AFA	BSU	BYU	UNLV	CSU	UH	NMSU	SJSU	WYO	UNM
Heninger, Nick	5.0-30	0.0-0	0.0-0	1.0-2	1.0-9	1.0-9	0.0-0	0.0-0	0.0-0	1.0-2	1.0-8		
Joyner Jr., Patrick	3.5-29	1.0-6	0.0-0	0.0-0	0.0-0	0.0-0	0.0-0	1.0-7	0.0-0	1.5-16	0.0-0		
Vaughns, Byron	3.0-32	0.0-0	0.0-0	0.0-0	0.0-0	0.0-0	0.0-0	0.0-0	2.0-23	1.0-9	0.0-0		
Bannerman, Jaylin	2.0-2	1.0-1	1.0-1	0.0-0	0.0-0	0.0-0	0.0-0	0.0-0	0.0-0	0.0-0	0.0-0		
Carter, Ajani	2.0-21	0.0-0	0.0-0	0.0-0	0.0-0	0.0-0	0.0-0	0.0-0	1.0-0	0.0-0	1.0-21		
Motu'apuaka, Hale	1.5-8	0.0-0	0.0-0	0.0-0	0.0-0	0.0-0	0.0-0	0.0-0	1.5-8	0.0-0	0.0-0		
Vongphachanh, AJ	1.0-8	0.0-0	0.0-0	0.0-0	0.0-0	0.0-0	0.0-0	0.0-0	0.0-0	1.0-8	0.0-0		
Reynolds, Hunter	1.0-7	0.0-0	0.0-0	0.0-0	0.0-0	0.0-0	1.0-7	0.0-0	0.0-0	0.0-0	0.0-0		
Bond, Shaq	1.0-7	0.0-0	0.0-0	0.0-0	0.0-0	0.0-0	0.0-0	0.0-0	0.0-0	1.0-7	0.0-0		
Grayson, Andre	1.0-6	0.0-0	0.0-0	0.0-0	0.0-0	0.0-0	0.0-0	0.0-0	0.0-0	1.0-6	0.0-0		
Gilliam, Cash	1.0-1	0.0-0	0.0-0	0.0-0	1.0-1	0.0-0	0.0-0	0.0-0	0.0-0	0.0-0	0.0-0		
Vaukata, Poukesi	0.5-3	0.0-0	0.0-0	0.0-0	0.0-0	0.0-0	0.0-0	0.0-0	0.0-0	0.5-3	0.0-0		
Rice, Justin	0.5-2	0.0-0	0.0-0	0.0-0	0.0-0	0.0-0	0.0-0	0.0-0	0.5-2	0.0-0	0.0-0		
TOTALS	23.0-156	2.0-7	1.0-1	1.0-2	2.0-10	1.0-9	1.0-7	1.0-7	5.0-33	7.0-51	2.0-29		

/// GAME-BY-GAME FUMBLES (FORCED/RECOVERED) ///

PLAYER	FF-FR	WSU	UND	AFA	BSU	BYU	UNLV	CSU	UH	NMSU	SJSU	WYO	UNM
Heninger, Nick	3-0	0-0	0-0	0-0	0-0	1-0	0-0	0-0	1-0	1-0	0-0	0-0	
Anyanwu, Michael	2-1	1-1	0-0	0-0	0-0	0-0	0-0	1-0	0-0	0-0	0-0	0-0	
Bond, Shaq	2-0	0-0	0-0	0-0	0-0	0-0	1-0	0-0	0-0	0-0	0-0	1-0	
Vakauta, Poukesi	1-2	0-0	0-0	0-0	0-0	0-0	0-0	0-1	0-1	1-0	0-0	0-0	
Carter, Ajani	1-1	0-0	0-0	0-0	0-0	0-0	0-0	0-1	0-1	1-0	1-1	0-0	
Rice, Justin	1-0	0-0	0-0	1-0	0-0	0-0	0-0	0-0	0-0	0-0	0-0	0-0	
McGary, Monte	0-1	0-0	0-0	0-1	0-0	0-0	0-0	0-0	0-0	0-0	0-0	0-0	
Vaughns, Byron	1-0	0-0	0-0	0-0	0-0	0-0	0-0	0-0	1-0	0-0	0-0	0-0	
Gilliam, Cash	0-1	0-0	0-0	0-0	0-0	0-0	0-0	0-0	1-0	0-0	0-1	0-0	
TOTALS	11-6	1-1	0-0	1-1	0-0	1-0	1-0	1-1	2-1	2-0	1-2	1-0	

/// GAME-BY-GAME INTERCEPTIONS ///

PLAYER	INT-Yds	WSU	UND	AFA	BSU	BYU	UNLV	CSU	UH	NMSU	SJSU	WYO	UNM
Rice, Justin	3-54	0-0	2-46	1-8	0-0	0-0	0-0	0-0	0-0	0-0	0-0	0-0	
Carter, Ajani	3-45	0-0	0-0	0-0	1-0	0-0	0-0	1-0	0-0	0-0	1-45	0-0	
Bond, Shaq	3-0	0-0	0-0	0-0	0-0	0-0	2-0	0-0	0-0	0-0	0-0	1-0	
Gilliam, Cash	1-0	0-0	0-0	0-0	0-0	0-0	0-0	0-0	1-0	0-0	0-0	0-0	
McGary, Monte	1-13	0-0	0-0	0-0	0-0	0-0	0-0	0-0	1-13	0-0	0-0	0-0	
TOTALS	11-112	0-0	2-46	1-8	1-0	0-0	2-0	1-0	2-13	0-0	1-45	1-0	





2021 UTAH STATE MISCELLANEOUS STATS

/// UTAH STATE SCORING DRIVES ///

Opponent	QTR	Player(s)	Play	PI	Yds	Time
at Washington St.	1	Coles	23 yd FG	11	77	3:53
	3	Coles	39 yd FG	10	50	3:12
	3	Coles	28 yd FG	11	51	3:18
	4	Tyler Jr.	2 yd run	15	70	6:38
	4	Bonner to Thompkins	7 yd pass	10	78	2:49
North Dakota	1	Bonner to Bowling	54 yd pass	7	75	2:21
	2	Coles	26 yd FG	12	66	3:32
	2	Coles	37 yd FG	10	53	2:15
	2	Bonner to Wright	4 yd pass	8	82	2:43
	3	Bonner to Thompkins	75 yd pass	1	75	0:10
	4	Tyler Jr.	2 yd run	10	81	4:29
	4	Bonner to Wright	41 yd pass	4	68	1:31
	4	Peasley	59 yd run	1	59	0:12
at Air Force	1	Tyler Jr.	1 yd run	13	71	4:12
	2	Bonner to Bowling	6 yd pass	11	92	3:45
	3	Bonner to McGriff	24 yd pass	7	69	1:28
	3	Peasley to Terrell	5 yd pass	10	75	3:29
	3	Peasley to Bowling	37 yd pass	6	56	1:39
	4	Peasley to Thompkins	72 yd pass	3	75	0:38
	4	Tyler Jr.	61 yd run	6	85	2:02
Boise St.	4	Coles	20 yd FG	8	85	2:54
BYU	1	Coles	52 yd FG	7	40	1:46
	2	Bonner to McGriff	21 yd pass	18	75	7:34
	2	Coles	45 yd FG	11	38	3:14
	4	Bonner to Thompkins	28 yd pass	14	90	4:23
at UNLV	2	Bonner to Thompkins	37 yd pass	2	36	0:38
	3	Bonner to Thompkins	6 yd pass	5	60	1:43
	4	Noa	11 yd run	9	60	2:11
Colorado St.	2	Bonner to Wright	25 yd pass	4	66	1:16
	2	Bonner to Wright	38 yd pass	6	76	1:56
	2	Coles	45 yd FG	7	13	3:31
	2	Coles	30 yd FG	5	11	0:57
	3	Coles	42 yd FG	12	55	5:30
	4	Coles	34 yd FG	9	48	4:02
Hawai'i	1	Noa	3 yd run	7	68	3:07
	1	Bonner to McGriff	45 yd pass	7	80	1:57
	2	Coles	40 yd FG	11	57	4:08
	2	Coles	22 yd FG	10	70	2:22
	3	Bonner to Wright	46 yd pass	6	75	1:42
	3	Bonner to Terrell	21 yd pass	6	80	2:40
	3	Bonner to Bowling	14 yd pass	8	69	2:38
	4	Coles	22 yd FG	13	70	4:48
at New Mexico St.	2	Bonner to Thompkins	26 yd pass	3	33	1:15
	3	Bonner to Thompkins	54 yd pass	4	87	0:55
	3	Bonner to Wright	4 yd pass	8	66	2:36
	3	Noa	4 yd run	8	64	3:42
	4	Bonner to McGriff	1 yd pass	9	93	4:30
at San José St.	2	Bonner to Scarver	2 yd pass	5	70	1:46
	2	Bonner to Wright	4 yd pass	2	4	0:12
	2	Noa	3 yd run	6	43	2:07
	2	Coles	32 yd FG	12	53	4:37
	3	Bonner to Bowling	5 yd pass	6	78	2:15
	4	Bonner to Wright	41 yd pass	5	65	2:14
	4	Coles	40 yd FG	6	17	3:08
	4	Tyler Jr.	6 yd run	2	8	0:48
Wyoming	1	Bonner to Bowling	10 yd pass	11	75	4:09
	1	Bonner to Thompkins	41 yd pass	3	65	0:46
	2	Coles	36 yd FG	8	45	1:34

NON-OFFENSIVE SCORING PLAYS

Opponent	QTR	Play
at Washington St.	2	Joyner Jr. safety
at UNLV	1	Scarver 100 yd kickoff return
Hawai'i	4	Bowling 45 yd kickoff return

/// OPPONENT SCORING DRIVES ///

Opponent	QTR	Player(s)	Play	PI	Yds	Time
at Washington St.	2	Janikowski	35 yd FG	10	57	4:43
	2	Janikowski	26 yd FG	6	19	1:28
	3	Borghi	64 yd run	3	80	0:46
	3	de Laura to Ollie	12 yd pass	9	78	3:16
	4	Janikowski	27 yd FG	9	62	4:45
North Dakota	1	Boltmann to Belquist	13 yd pass	7	71	2:45
	1	Schuster to Zavalney	12 yd pass	8	75	4:07
	1	Burian to Vaughn	3 yd pass	6	59	3:05
	3	Stage	29 yd FG	6	17	3:37
at Air Force	1	Davis	5 yd run	6	75	3:14
	1	Dapore	15 yd FG	9	75	4:11
	2	Daniels to Davis	56 yd pass	5	71	1:55
	2	Kinamon	3 yd run	16	75	6:52
	3	Michel	51 yd run	5	75	2:09
	3	Michel	55 yd run	5	75	2:26
	4	Daniels	39 yd run	4	50	1:49
Boise St.	1	Dalmas	28 yd FG	9	47	3:48
	1	Van Buren	2 yd run	3	76	0:56
	3	Bachmeier to Shakir	3 yd pass	3	18	1:12
	4	Dalmas	32 yd FG	8	60	3:34
	4	Bachmeier to Matlock	3 yd pass	9	15	4:23
BYU	1	Allgeier	22 yd run	3	74	1:33
	1	Oldroyd	49 yd FG	11	23	5:14
	2	Romney to Rex	15 yd pass	10	75	4:38
	2	Allgeier	59 yd run	5	78	1:53
	4	Oldroyd	32 yd FG	10	50	4:41
	4	Allgeier	1 yd run	3	68	1:08
at UNLV	1	Gutierrez	26 yd FG	10	66	3:44
	1	Williams	75 yd run	1	75	0:14
	1	Williams	1 yd run	4	14	2:20
	3	Williams	5 yd run	8	77	4:46
Colorado St.	2	Bailey	4 yd run	14	78	5:19
	2	Bailey	2 yd run	7	75	2:08
	4	Camper	40 yd FG	7	69	1:42
	4	Centeio to Williams	13 yd pass	5	73	1:21
Hawai'i	2	Shipley	49 yd FG	10	43	3:12
	2	Cordeiro to Parson	29 yd pass	7	64	2:44
	3	Cordeiro to Nishigaya	12 yd pass	8	67	1:57
	3	Cordeiro to Turner Jr.	27 yd pass	5	45	1:19
at New Mexico St.	1	Price	11 yd run	7	77	3:11
	1	Albertson	45 yd FG	7	38	2:19
	2	Albertson	35 yd FG	14	58	5:56
at San José St.	2	Nevens	1 yd run	3	38	0:46
	3	Mercurio	44 yd FG	9	42	3:47
Wyoming	1	Williams to Neyor	40 yd pass	6	64	2:52
	2	Williams to Cobbs	17 yd pass	8	55	3:39
	2	Hoyland	28 yd FG	8	73	3:25
	3	Swen	43 yd run	2	56	0:37
	3	Hoyland	24 yd FG	10	69	5:10
	3	Swen	98 yd run	2	98	0:53
	4	Hoyland	34 yd FG	7	42	4:16

NON-OFFENSIVE SCORING PLAYS

Opponent	QTR	Play
Hawai'i	4	Ford 60 yd fumble return
San José State	1	Reed 58 yd interception return
Wyoming	1	Stone 99 yd kickoff return

/// DRIVE SUPERLATIVES ///

	UTAH STATE (Game)	OPPONENT (Game)
Most Plays/Result	18/TD (BYU)	16/TD (at Air Force)
Most Yards/Result	93/TD (at New Mexico State)	98/TD (Wyoming)
Most Time/Result	7:34/TD (BYU)	6:55/Downs (at New Mexico State)





/// GAME-OPENING DRIVES ///

Opponent	UTAH STATE			OPPONENTS		
	1st Dns	Yds	Result	1st Dns	Yds	Result
at Washington St.	0	2	Punt	2	17	Punt
North Dakota	2	75	TD	4	71	TD
at Air Force	2	40	Punt	2	65	TD
Boise St.	1	28	INT	3	47	TD
BYU	1	14	INT	2	74	TD
at UNLV	2	40	Punt	3	66	TD
Colorado St.	2	33	Punt	1	20	Punt
Hawai'i	3	68	TD	0	3	Punt
at New Mexico St.	0	9	Punt	4	67	FG
at San José St.	1	19	Punt	0	7	Punt
Wyoming	2	29	Downs	0	7	Punt
at New Mexico						

/// SECOND HALF-OPENING DRIVES ///

Opponent	UTAH STATE			OPPONENTS		
	1st Dns	Yds	Result	1st Dns	Yds	Result
at Washington St.	2	50	FG	2	80	TD
North Dakota	0	1	INT	1	17	FG
at Air Force	4	69	TD	2	75	TD
Boise St.	1	12	TOD	1	27	Punt
BYU	0	3	Punt	0	-2	Punt
at UNLV	2	60	TD	4	77	TD
Colorado St.	5	55	FG	1	14	Punt
Hawai'i	4	75	TD	1	28	Punt
at New Mexico St.	3	87	TD	3	-6	Punt
at San José St.	0	5	Punt	2	78	FG
Wyoming	2	26	Fumble	2	56	TD
at New Mexico						

/// POINTS OFF TURNOVERS ///

Opponent	UTAH STATE			OPPONENT		
	NO	TD	FG	NO	TD	FG
at Washington St.	1	0	0	2	0	1
North Dakota	2	1	0	1	0	1
at Air Force	1	1	0	1	0	0
Boise St.	1	0	1	3	1	1
BYU	0	0	0	2	1	0
at UNLV	2	0	0	1	1	0
Colorado St.	2	1	0	1	0	0
Hawai'i	3	1	0	1	1	0
at New Mexico St.	0	0	0	1	0	0
at San José St.	3	2	0	2	2	0
Wyoming	1	0	0	3	1	0
at New Mexico						
TOTALS	16	6	1	18	7	3

/// THREE-AND-OUT ///

Opponent	UTAH STATE	OPPONENT
	3-and-Out/Drives	3-and-Out/Drives
at Washington St.	1/10	3/10
North Dakota	4/13	2/13
at Air Force	2/13	1/12
Boise St.	4/13	0/13
BYU	2/11	3/12
at UNLV	1/12	5/12
Colorado St.	1/13	2/12
Hawai'i	3/14	6/13
at New Mexico St.	2/10	3/10
at San José St.	2/16	9/14
Wyoming	3/13	2/13
at New Mexico		
TOTALS	25/138 (.181)	36/134 (.267)

/// AGGIES ON COIN FLIPS ///

COIN FLIP	WSU	UND	AFA	BSU	BYU	UNLV	CSU	UH	NMSU	SJSU	WYO	UNM
W-L/Decision	L/Defend	W/Defend	W/Defend	L/Receive	L/Receive	W/Defend	W/Defend	W/Defend	L/Defend	L/Defend	L/Defend	

/// RED ZONE ///

Opponent	Score	Inside	Times	Total Points	Total TDs	Rush TDs	Pass TDs	FGs Made	Failed to score inside opp. 20					
		Opp.20	Scored						FGA	Downs	Int	Fumb	Half	Game
at Washington St.	26	4	4	20	2	1	1	3	0	0	0	0	0	0
North Dakota	48	8	7	45	6	2	4	2	0	1	0	0	0	0
at Air Force	49	7	7	49	7	2	5	0	0	0	0	0	0	0
Boise St.	3	3	1	3	0	0	0	1	1	0	1	0	0	0
BYU	20	2	2	14	2	0	2	0	0	0	0	0	0	0
at UNLV	28	4	3	21	3	1	2	0	0	1	0	0	0	0
Colorado St.	26	5	4	20	2	0	2	2	0	0	1	0	0	0
Hawai'i	51	8	7	41	5	1	4	2	0	0	0	0	0	1
at New Mexico St.	35	6	5	35	5	1	4	0	0	1	0	0	0	0
at San José St.	48	8	7	45	6	1	4	0	1	0	0	0	0	0
Wyoming	17	3	3	17	2	0	2	1	0	0	0	0	0	0
at New Mexico														



/// UTAH STATE LONG PLAYS (20-PLUS YARDS) ///
/// OPPONENT LONG PLAYS (20-PLUS YARDS) ///

Yards	Opponent	Play (Result)
45	Washington State	Thompkins 45 yd pass from Peasley (1st Down)
23	Washington State	Tyler Jr. 23 yd run (1st Down)
54	North Dakota	Bowling 54 yd pass from Bonner (TD)
20	North Dakota	Thompkins 20 yd pass from Bonner (1st Down)
27	North Dakota	Thompkins 27 yd pass from Bonner (1st Down)
75	North Dakota	Thompkins 75 yd pass from Bonner (TD)
45	North Dakota	Bowling 45 yd pass from Bonner (1st Down)
41	North Dakota	Wright 45 yd pass from Bonner (TD)
24	North Dakota	Gentry 24 yd run (1st Down)
59	North Dakota	Peasley 59 yd run (TD)
35	Air Force	Thompkins 35 yd pass from Bonner (1st Down)
45	Air Force	Bowling 45 yd pass from Bonner (1st Down)
24	Air Force	McGriff 24 yd pass from Bonner (TD)
35	Air Force	Thompkins 35 yd pass from Peasley (1st Down)
37	Air Force	Bowling 37 yd pass from Peasley (TD)
72	Air Force	Thompkins 72 yd pass from Peasley (TD)
61	Air Force	Tyler Jr. 61 yd run (TD)
28	Boise State	McGriff 28 yd pass from Bonner (1st Down)
22	Boise State	Thompkins 22 yd pass from Bonner (1st Down)
44	Boise State	Wright 44 yd pass from Bonner (1st Down)
28	Boise State	Bowling 28 yd pass from Peasley (1st Down)
35	Boise State	Noa 35 yd run (1st Down)
22	Boise State	Tyler Jr. 22 yd run (1st Down)
21	Boise State	Tyler Jr. 21 yd run (1st Down)
41	Boise State	Gentry 41 yd run (1st Down)
32	BYU	Thompkins 32 yd pass from Bonner (1st Down)
21	BYU	McGriff 21 yd pass from Bonner (TD)
25	BYU	Bowling 25 yd pass from Bonner (1st Down)
28	BYU	Thompkins 28 yd pass from Bonner (TD)
22	UNLV	Wright 22 yd pass from Bonner (1st Down)
22	UNLV	Thompkins 22 yd pass from Bonner (1st Down)
37	UNLV	Thompkins 37 yd pass from Bonner (TD)
27	UNLV	Thompkins 27 yd pass from Bonner (1st Down)
31	UNLV	Thompkins 31 yd pass from Bonner (1st Down)
27	UNLV	Tyler Jr. 27 yd run (1st Down)
25	Colorado State	Wright 25 yd pass from Bonner (TD)
34	Colorado State	Thompkins 34 yd pass from Bonner (1st Down)
38	Colorado State	Wright 38 yd pass from Bonner (TD)
30	Colorado State	Thompkins 30 yd pass from Bonner (1st Down)
20	Colorado State	Terrell 20 yd pass from Bonner (1st Down)
45	Hawai'i	McGriff 45 yd pass from Bonner (TD)
22	Hawai'i	Thompkins 22 yd pass from Bonner (1st Down)
45	Hawai'i	Thompkins 45 yd pass from Bonner (1st Down)
46	Hawai'i	Wright 46 yd pass from Bonner (TD)
41	Hawai'i	Thompkins 41 yd pass from Bonner (1st Down)
21	Hawai'i	Terrell 21 yd pass from Bonner (TD)
27	Hawai'i	Thompkins 27 yd pass from Bonner (1st Down)
36	Hawai'i	Noa 36 yd run (1st Down)
21	New Mexico State	Thompkins 21 yd pass from Bonner (1st Down)
26	New Mexico State	Thompkins 26 yd pass from Bonner (TD)
54	New Mexico State	Thompkins 54 yd pass from Bonner (1st Down)
22	New Mexico State	Thompkins 22 yd pass from Bonner (1st Down)
24	New Mexico State	Bowling 24 yd pass from Bonner (1st Down)
51	New Mexico State	Thompkins 51 yd pass from Bonner (1st Down)
43	San José State	Thompkins 43 yd pass from Bonner (1st Down)
53	San José State	Thompkins 53 yd pass from Bonner (1st Down)
41	San José State	Wright 41 yd pass from Bonner (TD)
41	Wyoming	Thompkins 41 yd pass from Bonner (TD)
22	Wyoming	Tyler 22 yd run (1st Down)
34	Wyoming	Tyler 34 yd run (1st Down)
21	Wyoming	Bonner 21 yd run (1st Down)

Yards	Opponent	Play (Result)
20	Washington State	McIntosh 20 yd pass from de Laura (1st Down)
64	Washington State	Borgh 64 yd run (TD)
25	North Dakota	Belquist 25 yd pass from Schuster (1st Down)
32	North Dakota	Skokna 32 yd pass from Schuster (1st Down)
26	North Dakota	Maag 26 yd pass from Schuster (1st Down)
27	North Dakota	Zavaleny 27 yd pass from Schuster (1st Down)
59	Air Force	Patterson 59 yd pass from Daniels (1st Down)
56	Air Force	Davis 56 yd pass from Daniels (TD)
21	Air Force	Davis 21 yd pass from Daniels (1st Down)
26	Air Force	Davis 26 yd pass from Daniels (1st Down)
33	Air Force	Lewis 33 yd run (1st Down)
24	Air Force	Daniels 24 yd run (1st Down)
33	Air Force	Roberts 33 yd run (1st Down)
51	Air Force	Michel 51 yd run (TD)
55	Air Force	Michel 55 yd run (TD)
39	Air Force	Daniels 39 yd run (TD)
69	Boise State	Shakir 69 yd pass from Bachmeier (1st Down)
55	Boise State	Habibi-Likio 55 yd pass from Bachmeier (1st Down)
24	Boise State	Thomas 24 yd pass from Bachmeier (1st Down)
20	Boise State	Bachmeier 20 yd run (1st Down)
42	BYU	Nacua 42 yd pass from Romney (1st Down)
24	BYU	Pau'u 24 yd pass from Romney (1st Down)
22	BYU	Allgeier 22 yd run (TD)
59	BYU	Allgeier 59 yd run (TD)
67	BYU	Allgeier 67 yd run (1st Down)
20	BYU	Allgeier 20 yd run (TD)
28	UNLV	Ballungay 28 yd pass from Friel (1st Down)
20	UNLV	C. Williams 20 yd run (1st Down)
75	UNLV	C. Williams 75 yd run (TD)
21	UNLV	K. Williams 21 yd pass from Friel (1st Down)
20	Colorado State	Wright 20 yd pass from Centeio (1st Down)
24	Colorado State	Williams 24 yd pass from Centeio (1st Down)
43	Colorado State	Williams 43 yd pass from Centeio (1st Down)
28	Colorado State	Bailey 28 yd pass from Centeio (1st Down)
22	Colorado State	Wright 22 yd pass from Centeio (1st Down)
26	Colorado State	Bailey 26 yd run (1st Down)
21	Hawai'i	Parson 21 yd pass from Cordeiro (1st Down)
29	Hawai'i	Parson 29 yd pass from Cordeiro (TD)
23	Hawai'i	Smart 23 yd pass from Cordeiro (1st Down)
22	Hawai'i	Turner Jr. 22 yd pass from Cordeiro (1st Down)
21	Hawai'i	Mardner 21 yd pass from Cordeiro (1st Down)
27	Hawai'i	Turner Jr. 27 yd pass from Cordeiro (TD)
24	New Mexico State	Wyatt 24 yd pass from Johnson (1st Down)
23	San José State	Loving-Black 23 yd pass from Starkel (1st Down)
40	Wyoming	Neyor 40 yd pass from Williams (TD)
23	Wyoming	Wieland 23 yd pass from Williams (1st Down)
34	Wyoming	Neyor 34 yd pass from Williams (1st Down)
35	Wyoming	Neyor 35 yd pass from Williams (1st Down)
21	Wyoming	Valladay 21 yd run (1st Down)
43	Wyoming	Swen 43 yd run (TD)
33	Wyoming	Valladay 33 yd run (1st Down)
98	Wyoming	Swen 98 yd run (TD)





/// UTAH STATE ///

/// OPPONENT ///

OFFENSE

- 200 Yards Rushing - 235 VS. BOISE STATE, 2021
- 300 Yards Rushing - 325 vs. Stony Brook, 2019
- 400 Yards Rushing - 426 at Hawai'i, 2018
- 300 Yards Passing - 359 AT NEW MEXICO STATE, 2021
- 400 Yards Passing - 406 VS. HAWAI'I, 2021
- 500 Yards Passing - 516 vs. New Mexico, 2018
- 500 Yards Total Offense - 564 VS. HAWAI'I, 2021
- More Than 600 Yards Total Offense - 628 AT AIR FORCE, 2021
- 40 Points - 48 AT SAN JOSE STATE, 2021
- 50 Points - 51 VS. HAWAI'I, 2021
- 60 Points - 62 vs. Stony Brook, 2019
- 70 Points - 73 vs. Tennessee Tech, 2018
- Safety By USU - AT WASHINGTON STATE, 2021

DEFENSE

- 200 Yards Rushing - 219 AT UNLV, 2021
- 300 Yards Rushing - 362 VS. WYOMING, 2021
- 400 Yards Rushing - 437 AT AIR FORCE, 2021
- 300 Yards Passing - 348 VS. HAWAI'I, 2021
- 400 Yards Passing - 422 vs. Fresno State, 2020
- 500 Yards Passing - 505 at Texas Tech, 2000
- 500 Yards Total Offense - 542 at Nevada, 2020
- More Than 600 Yards Total Offense - 604 VS. WYOMING, 2021
- 40 Points - 44 VS. WYOMING, 2021
- 50 Points - 51 vs. Kent State, 2019
- 60 Points - 66 at Oregon, 2008
- 70 Points - 70 at Fresno State, 2001
- Safety Against USU - vs. New Mexico, 2018

/// UTAH STATE INDIVIDUAL LAST TIME ///

- 100 Yards Rushing - 18-109, CALVINTYLER JR. VS. WYOMING, 2021
- 200 Yards Rushing - 18-208, 3TD, Devante Mays vs. Weber State, 2016
- 100 Yards Rushing by a Quarterback - 11-118, 2TD, Andrew Peasley vs. New Mexico, 2020
- Two Players with 100 Yards Rushing - Darwin Thompson (13-141, 3TD) and Gerold Bright (16-121, 3TD) at Hawai'i, 2018
- 300 Yards Passing - 359 (23-32-1, 4TD), LOGAN BONNER AT NEW MEXICO STATE, 2021
- 400 Yards Passing - 416 (33-48-3, 3TD), Jordan Love at Wake Forest, 2019
- Three TD Passes - ANDREW PEASLEY AT AIR FORCE, 2021
- Four TD Passes - LOGAN BONNER AT SAN JOSE STATE, 2021
- Five or More TD Passes - 5, Jordan Love vs. SJSU, 2018
- Two Players with 100 Yards Passing - LOGAN BONNER (21-FOR-34, 253) AND ANDREW PEASLEY (10-FOR-15, 195) VS. AIR FORCE, 2021
- 100 Yards Receiving - 5-127, DEVIN THOMPSON AT SAN JOSE STATE, 2021
- 200 Yards Receiving - 9-215, DEVENTHOMPSON AT NEW MEXICO STATE, 2021
- Two Players with 100 Yards Receiving - 9-188, TD, DEVINTHOMPSON AT AIR FORCE, 2021; 9-136, 2TD, BRANDON BOWLING AT AIR FORCE, 2021
- 100 Yards Receiving by a Running Back - 4-115, 2TD, Darwin Thompson vs. SJSU, 2018
- 100 Yards Rushing and Receiving - 140 rush, 155 rec., Darwin Thompson vs. SJSU, 2018
- 200 Yards All-Purpose - 242, DEVENTHOMPSON AT NEW MEXICO STATE, 2021
- More Than Two Rushing TDs In One Game - 3, Darwin Thompson AND Gerold Bright at Hawai'i, 2018
- More Than Three Rushing TDs In One Game - 4, Robert Turbin vs. Colorado State, 2011
- More Than One Receiving TD In One Game - 2, DEREK WRIGHT AT SAN JOSE STATE, 2021
- More Than Three Combined TDs In One Game - 4, Joey DeMartino (3 rush, 1 rec), at New Mexico, 2013
- TD Pass By A Non-QB - 29, Aaren Vaughns (WR), vs. Wyoming, 2017
- 80-Yard Run For A Touchdown - 86, Jaylen Warren vs. Fresno State, 2020
- 80-Yard Pass For A Touchdown - 80, Siasoi Mariner from Jordan Love vs. Wyoming, 2019
- 50-Yard Field Goal - 52, CONNOR COLES VS. BYU, 2021
- Four or More Field Goals - 4, CONNOR COLES VS. COLORADO STATE, 2021
- Kickoff Return For A Touchdown - 45, BRANDON BOWLING VS. HAWAI'I, 2021
- Punt Return For A Touchdown - 45, Deven Thompkins vs. Stony Brook, 2019
- 20 or More Tackles - 24, David Woodward at Wake Forest, 2019
- Interception Return For A Touchdown - 48, Shaq Bond at San Diego State, 2019
- Fumble Return For A Touchdown - 16, Kina Maile vs. New Mexico, 2020
- Kick Blocked For A Touchdown - (PUNT) Deven Thompkins (BLOCK), Baron Gajkowski (TOUCHDOWN) vs. UNLV, 2018
- Kick Blocked - (FIELD GOAL) JUSTIN RICE AT NEW MEXICO STATE, 2021
- Blocked Extra Point For A Conversion - (BLOCK) David Moala, (RETURN) Torrey Green vs. Southern Utah, 2015
- Two-Point Conversion - (RUSH) ANDREW PEASLEY AT AIR FORCE, 2021
- Safety - PATRICK JOYNER JR., AT WASHINGTON STATE, 2021

/// OPPONENT INDIVIDUAL LAST TIME ///

- 100 Yards Rushing - 15-169, 2TD, TITUS SWEN (VS. WYOMING), 2021; 21-145, XAZAVIAN VALLADAY (VS. WYOMING)
- 200 Yards Rushing - 27-221, 3TD, CHARLES WILLIAMS (AT UNLV), 2021
- Two Players With 100 Yards Rushing - 15-169, 2TD, TITUS SWEN (VS. WYOMING), 2021; 21-145, XAZAVIAN VALLADAY (VS. WYOMING)
- 300 Yards Passing - 29-43-2, 345, TD, TOMMY SCHUSTER (VS. NORTH DAKOTA), 2021
- 400 Yards Passing - 29-38-1, 422, 4TD, Jake Haener (vs. Fresno State), 2020
- 100 Yards Receiving - 4-125, TD, ISAIAH NEYOR (VS. WYOMING)
- 200 Yards Receiving - 10-202, 3TD, Jalen Cropper (vs. Fresno State), 2020
- Two Players With 100 Yards Receiving - CALVINTURNER JR., 8-110, TD; DEDRICK PARSON 7-115, TD (HAWAI'I), 2021
- Three Players With 100 Yards Receiving - C.J. Hawthorne, 9-116TD; J. Rivers 7-130TD; and R. Grice-Mullen, 5-113 (Hawai'i), 2007
- 80-Yard Run For A Touchdown - 98, TITUS SWEN (VS. WYOMING), 2021
- 80-Yard Pass For A Touchdown - 86, Lamar Jordan to Delane Hart-Johnson (New Mexico), 2015
- 50-Yard Field Goal - 57, Jake Koehnke (at Air Force), 2019
- Kickoff Return For A Touchdown - 99, CAMERON STONE (VS. WYOMING), 2021
- Punt Return For A Touchdown - 74, Avery Williams (vs. Boise State), 2019
- Interception Return For A Touchdown - 58, KENYON REED (AT SAN JOSE STATE), 2021
- Fumble Return For A Touchdown - 60, EUGENE FORD (VS. HAWAI'I), 2021



WASHINGTON STATE (6-5, 5-3 PAC-12)

S 4	UTAH STATE	L 23-26
S 11	PORTLAND STATE	W 44-24
S 18	USC*	L 14-45
S 25	at Utah*	L 13-24
O 2	at California*	W 21-6
O 9	OREGON STATE*	W 31-24
O 16	STANFORD*	W 34-31
O 23	BYU	L 19-21
O 30	at Arizona State*	W 34-21
N 13	at #5 Oregon*	L 24-38
N 19	ARIZONA*	W 44-18
N 26	at Washington*	6 pm

NORTH DAKOTA (5-6, 3-5 MVC)

S 4	at Idaho State	W 35-14
S 10	at Utah State	L 24-48
S 18	DRAKE	W 38-0
O 2	#5 NORTH DAKOTA ST.*	L 10-16
O 9	at South Dakota*	L 13-20
O 16	at #4 Southern Illinois*	L 28-31
O 23	WESTERN ILLINOIS*	W 34-10
O 30	at Missouri State*	L 28-32
N 6	YOUNGSTOWN STATE*	W 24-21
N 13	ILLINOIS STATE*	W 14-7
N 20	at South Dakota State*	L 21-24

AIR FORCE (8-3, 5-2 MW)

S 4	LAFAYETTE	W 35-14
S 11	at Navy	W 23-3
S 18	UTAH STATE*	L 45-49
S 25	FAU	W 31-7
O 2	at New Mexico*	W 38-10
O 9	WYOMING*	W 24-14
O 16	at Boise State*	W 24-17
O 23	#22 SAN DIEGO STATE*	L 14-20
N 6	ARMY	L 14-21 (OT)
N 13	at Colorado State*	W 35-21
N 19	at Nevada*	W 41-39 (3 OT)
N 26	UNLV*	1:30 pm

BOISE STATE (7-4, 5-2 MW)

S 2	at UCF	L 31-36
S 10	UTEP	W 54-13
S 18	OKLAHOMA STATE	L 20-21
S 25	at Utah State*	W 27-3
O 2	NEVADA*	L 31-41
O 9	at #10 BYU	W 26-17
O 16	AIR FORCE*	L 17-24
O 30	at Colorado State*	W 28-19
N 6	at #25 Fresno State*	W 40-14
N 12	WYOMING*	W 23-13
N 20	NEW MEXICO*	W 37-0
N 26	at San Diego State*	10 am

All times are MT

* = Conference game

#14 BYU (9-2)

S 4	vs Arizona	W 24-16
S 11	#21 UTAH	W 26-17
S 18	#19 ARIZONA STATE	W 27-17
S 25	SOUTH FLORIDA	W 35-27
O 1	at Utah State	W 34-20
O 9	BOISE STATE	L 17-26
O 16	at Baylor	L 24-38
O 23	at Washington State	W 21-19
O 30	VIRGINIA	W 66-49
N 6	IDAHO STATE	W 59-14
N 20	at Georgia Southern	W 34-17
N 27	at USC	8:30 pm

UNLV (2-9, 2-5 MW)

S 2	E. WASHINGTON	L 33-35 (2OT)
S 11	at #23 Arizona State	L 10-37
S 18	IOWA STATE	L 3-48
S 24	at #22 Fresno State*	L 30-38
O 2	at UTSA	L 17-24
O 16	UTAH STATE*	L 24-28
O 21	SAN JOSÉ STATE*	L 20-27
O 29	at Nevada*	L 20-51
N 6	at New Mexico*	W 31-17
N 13	HAWAI'I*	W 27-13
N 19	SAN DIEGO STATE*	L 20-28
N 26	at Air Force*	1:30 pm

COLORADO STATE (3-8, 2-5 MW)

S 3	SOUTH DAKOTA STATE	L 23-42
S 11	VANDERBILT	L 21-24
S 18	at Toledo	W 22-6
S 25	at #5 Iowa	L 14-24
O 9	SAN JOSÉ STATE*	W 32-14
O 16	at New Mexico*	W 36-7
O 22	at Utah State*	L 24-26
O 30	BOISE STATE*	L 19-28
N 6	at Wyoming*	L 17-31
N 13	AIR FORCE*	L 21-35
N 20	at Hawai'i*	L 45-50
N 27	NEVADA*	7 pm

HAWAI'I (5-7, 2-5 MW)

A 28	at UCLA	L 10-44
S 4	PORTLAND STATE	W 49-35
S 11	at Oregon State	L 27-45
S 18	SAN JOSÉ STATE*	L 13-17
S 25	at New Mexico State	W 41-21
O 2	#18 FRESNO STATE*	W 27-24
O 16	at Nevada*	L 17-34
O 23	NEW MEXICO STATE	W 48-34
O 30	at Utah State*	L 31-51
N 6	SAN DIEGO STATE*	L 10-17
N 13	at UNLV*	L 13-27
N 20	COLORADO STATE*	W 50-45
N 27	at Wyoming*	2 pm

All times are MT

* = Conference game

NEW MEXICO STATE (1-10)

A 28	UTEP	L 3-30
S 4	at San Diego State	L 10-28
S 11	at New Mexico	L 25-34
S 18	SOUTH CAROLINA STATE	W 43-35
S 25	HAWAI'I	L 21-41
O 2	at San José State	L 31-37
O 9	at Nevada	L 28-55
O 23	at Hawai'i	L 34-48
N 6	UTAH STATE	L 13-35
N 13	at #4 Alabama	L 3-59
N 20	at Kentucky	L 16-56
N 27	UMASS	1 pm

SAN JOSÉ STATE (5-6, 3-4 MW)

A 28	SOUTHERN UTAH	W 45-14
S 4	at #14 USC	L 7-30
S 18	at Hawai'i*	W 17-13
S 25	at Western Michigan	L 3-23
O 2	NEW MEXICO STATE	W 37-31
O 9	at Colorado State*	L 14-32
O 15	#24 SAN DIEGO ST.*	L 13-19 (2OT)
O 21	at UNLV*	W 27-20
O 30	WYOMING*	W 27-21
N 6	at Nevada*	L 24-27
N 13	UTAH STATE*	L 17-48
N 25	FRESNO STATE*	1:30 pm

WYOMING (6-5, 2-5 MW)

S 4	MONTANA STATE	W 19-16
S 11	at Northern Illinois	W 50-43
S 18	BALL STATE	W 45-12
S 25	at Connecticut	W 24-22
O 9	at Air Force*	L 14-24
O 16	FRESNO STATE*	L 0-17
O 23	NEW MEXICO*	L 3-14
O 30	at San José State*	L 21-27
N 6	COLORADO STATE*	W 31-17
N 12	at Boise State*	L 13-23
N 20	at Utah State*	W 44-17
N 27	HAWAI'I*	1 pm

NEW MEXICO (3-8, 1-6 MW)

S 2	HOUSTON BAPTIST	W 27-17
S 11	NEW MEXICO STATE	W 34-25
S 18	at #7 Texas A&M	L 0-34
S 25	at UTEP	L 13-20
O 2	AIR FORCE*	L 10-38
O 9	at #25 San Diego State*	L 7-31
O 16	COLORADO STATE*	L 7-36
O 23	at Wyoming*	W 14-3
N 6	UNLV*	L 17-31
N 13	at Fresno State*	L 7-34
N 20	at Boise State*	L 0-37
N 26	UTAH STATE*	11 am

All times are MT

* = Conference game





◀ **NAVY BLUE HELMET / NAVY BLUE JERSEY / NAVY BLUE PANTS**

Games: 21
Wins: 15
Losses: 6

2012: vs. Southern Utah (W), vs. Idaho (W)
2013: vs. Weber St. (W), vs. Wyoming (W)
2014: vs. Idaho St. (W), vs. San José St. (W)
2015: vs. Southern Utah (W), vs. BYU (L)
2016: vs. Weber St. (W), vs. SDSU (L), UNM (L)
2017: vs. Idaho St. (W), vs. Hawai'i (W), vs. NMSU (L)
2018: vs. New Mexico St. (W), vs. San José St. (W)
2019: vs. Stony Brook (W), vs. Nevada (W)
2020: vs. Fresno St. (L), vs. Air Force (L)
2021: vs. Colorado St. (W)



◀ **WHITE HELMET / WHITE JERSEY / WHITE PANTS**

Games: 16
Wins: 9
Losses: 7

2012: vs. UNLV (W)
2013: vs. Boise St. (L)
2014: vs. Wake Forest (W), at Boise St. (L)
2015: vs. Colorado St. (W)
2016: vs. Arkansas St. (W), at BYU (L)
2017: vs. BYU (W), at Air Force (L)
2018: vs. Air Force (W), at Hawai'i (W)
2019: at Wake Forest (L), at LSU (L), at New Mexico (W)
2020: at Boise St. (L)
2021: vs. North Dakota (W), at San José St. (W)



◀ **NAVY BLUE HELMET / NAVY BLUE JERSEY / WHITE PANTS**

Games: 10
Wins: 7
Losses: 3

2012: New Mexico St. (W)
2013: vs. Hawai'i (W)
2014: vs. UNLV (W)
2015: vs. Boise St. (W)
2016: vs. Fresno St. (W)
2017: vs. Boise St. (L)
2018: vs. New Mexico (W)
2019: at Air Force (L)
2020: vs. New Mexico (W)
2021: vs. Boise St. (L)



◀ **NAVY BLUE HELMET / NAVY BLUE JERSEY / PEWTER PANTS**

Games: 9
Wins: 6
Losses: 3

2012: vs. Utah (W), vs. Toledo (W)
2013: vs. BYU (L)
2014: vs. Air Force (W)
2015: vs. Wyoming (W)
2016: vs. Air Force (L)
2017: vs. Colorado St. (L)
2019: vs. Tennessee Tech (W)
2021: vs. Wyoming (W)



◀ **NAVY BLUE HELMET / WHITE JERSEY / NAVY BLUE PANTS**

Games: 9
Wins: 4
Losses: 5

2012: at BYU (L)
2013: at San José St. (W), vs. No. Illinois (W)
2014: at Wyoming (W)
2015: at New Mexico (L)
2016: at Wyoming (L)
2017: at Wake Forest (L)
2018: at Michigan St. (L)
2021: at Air Force (W)



◀ **WHITE HELMET / NAVY BLUE JERSEY / WHITE PANTS**

Games: 8
Wins: 6
Losses: 2

2012: Texas St. (W)
2013: vs. Colorado St. (W)
2014: vs. New Mexico (W)
2015: vs. Nevada (W), vs. vs. Akron (L)
2018: vs. UNLV (W)
2019: vs. Colorado St. (W)
2020: vs. San Diego St. (L)



◀ **WHITE HELMET / WHITE JERSEY / BLUE PANTS**

Games: 8
Wins: 3
Losses: 5

2014: at Colorado St. (L)
2015: at San Diego St. (L)
2017: at Wisconsin (L)
2018: at Boise St. (L)
2019: at Fresno St. (W)
2020: at Nevada (L)
2021: at Washington St. (W), at New Mexico St. (W)



◀ **NAVY BLUE HELMET / WHITE JERSEY / PEWTER PANTS**

Games: 7
Wins: 5
Losses: 2

2013: at Air Force (W), at UNLV (W)
2014: at Arkansas St. (L)
2015: at Air Force (L)
2017: at San José St. (W), at New Mexico (W)
2018: at Wyoming (W)



◀ **WHITE HELMET / WHITE JERSEY / PEWTER PANTS**

Games: 6
Wins: 4
Losses: 2

2013: at New Mexico (W)
2014: at Hawai'i (W)
2015: at Fresno St. (W)
2016: at Colorado St. (L), at Nevada (L)
2017: at UNLV (W)
2019: at San Diego State (W)



◀ **NAVY BLUE HELMET / PEWTER JERSEY / NAVY BLUE PANTS**

Games: 5
Wins: 2
Losses: 3

2012: at Wisconsin (L)
2014: at BYU (W), vs. UTEP (W)
2015: at Utah (L)
2016: at Boise St. (L)



◀ **NAVY BLUE HELMET / WHITE JERSEY / WHITE PANTS**

Games: 4
Wins: 3
Losses: 1

2012: at UTSA (W)
2014: at Tennessee (L)
2018: at BYU (W), vs. North Texas (W)



◀ **NAVY BLUE HELMET / PEWTER JERSEY / PEWTER PANTS**

Games: 4
Wins: 2
Losses: 2

2012: at Colorado St. (W), at Louisiana Tech (W)
2013: at Utah (L), at Fresno St. (L)



◀ **WHITE HELMET / NAVY BLUE JERSEY / NAVY BLUE PANTS**

Games: 3
Wins: 1
Losses: 2

2017: vs. Wyoming (L)
2019: vs. Boise St. (L)
2020: vs. Hawai'i (W)



◀ **WHITE HELMET / WHITE JERSEY / PEWTER PANTS**

Games: 3
Wins: 1
Losses: 2

2015: at Washington (L)
2016: at USC (L)
2018: at Colorado St. (W)



◀ **BLACK HELMET / BLACK JERSEY / BLACK PANTS**

Games: 2
Wins: 0
Losses: 2

2019: vs. BYU (L)
2021: vs. BYU (L)



◀ **WHITE HELMET / PEWTER JERSEY / WHITE PANTS**

Games: 2
Wins: 1
Losses: 1

2012: at San José State (W)
2013: at USC (L)




/// NEW FACILITIES AT UTAH STATE ///

• Over the last 15 years, Utah State Athletics has focused on improving its infrastructure and now has some of the best facilities not only in the Mountain West, but in the Western United States, with the additions of the Jim & Carol Laub Athletics-Academics Complex, the ICON Sports Performance Center, the Wayne Estes Center and the West Stadium Center at Maverik Stadium.



WEST STADIUM CENTER AT MAVERIK STADIUM

Completed in August of 2016, the \$36 million, 85,000 square-foot West Stadium Center is a new four-story premium seating and press box structure inside Maverik Stadium. The structure includes a state-of-the-art media and game operations area, 20 luxury suites, 20 loge boxes, over 700 covered club seats and a premium club area that will also be used to host a student-athlete training table. Renovations to Maverik Stadium in 2016 also included new video boards on both the north and south ends of the stadium, and a new public address system.



WAYNE ESTES CENTER

Completed in May of 2014, the \$9.7 million, 32,000 square-foot Wayne Estes Center is a basketball practice facility and volleyball competition venue that contains two regulation-size basketball courts and a regulation-size volleyball competition court with chair-back seating for 1,400 fans, along with a training room and in-season strength and conditioning area. Office space for both men’s and women’s basketball and volleyball is also included in the facility, as well as a locker room and film room for volleyball. Ticketing and concession services are also available on Game Days. Located inside the foyer of the Wayne Estes Center is a visual tribute of the building’s namesake.



ICON SPORTS PERFORMANCE CENTER

Completed in June of 2013, Utah State’s \$6.5 million, 26,329 square-foot ICON Sports Performance Center features areas for weight training, cardiovascular workouts and speed and agility training, as well as offices for staff. Built on existing university property at the northwest corner of Maverik Stadium, the state-of-the-art multi-level facility alleviated overcrowding in the previous 5,800 square-foot strength and conditioning center and accommodates over 400 student-athletes from 16 sports programs.



JIM & CAROL LAUB ATHLETICS-ACADEMICS COMPLEX

Completed in September of 2008, Utah State’s \$12 million, three-story, 69,000 square-foot, Jim and Carol Laub Athletics-Academics Complex is a state-of-the-art multi-purpose facility that meets all of the athletic and academic needs of Utah State’s 16 sports and 400-plus student-athletes. Within the facility, is the 11,000 square-foot Dale Mildenerberger Sports Medicine Complex and Dr. John Worley Sports Medicine Research Center, the Steve Mothersell Athletics Hall of Honor and the 7,000 square-foot J. Ken “Kenny” Seamons Equipment Room. Also located on the first floor are locker rooms for football. The second floor houses coaches’ offices and meeting rooms for football, including a 120-seat auditorium, and the student-athlete academics center is located on the third floor, which includes numerous study hall and tutor areas, a computer lab and the Dr. Randall and Julianne Stockholm Student-Athlete Academics Hall of Honor.