



THE UNIVERSITY OF NEW MEXICO LOBO FOOTBALL

ATHLETIC COMMUNICATIONS

Frank Mercogliano, Asst. A.D. for Communications
Email: fmercog@unm.edu
Cell Phone: 505-410-4844
Twitter: @fmmmercogliano
www.GoLobos.com

1939 Sun Bowl * 1944 Sun Bowl * 1946 Sun Bowl * 1947 Harbor Bowl * 1961 Aviation Bowl * 1997 Insight.com Bowl * 2002 Las Vegas Bowl *
2003 Las Vegas Bowl * 2004 Emerald Bowl * 2006 New Mexico Bowl * 2007 New Mexico Bowl * 2015 Gildan New Mexico Bowl * 2016 Gildan New Mexico Bowl

Game 12

Date Friday, November 26
Time 11:05 am Mountain Time
Location Albuquerque, N.M.
Venue University Stadium
Capacity 39,224
Television FS1
Series Record Utah State leads 14-13
In Albuquerque New Mexico leads 9-6
In Logan Utah State leads 8-4
Current Streak Utah State, 3
Last Meeting in Logan 11/26/2020 (USU, 41-27)
Last Meeting in Albuquerque 11/30/2019 (USU, 38-25)



New Mexico

Lobos

Record: 3-8 MW: 1-6

Head Coach: Danny Gonzales
UNM Record: 5-13 (2nd Year)
Career Record: 5-13 (2nd Year)



Utah State

Aggies

Record: 8-3 MW: 5-2

Head Coach: Blake Anderson
Utah State Record: 8-3 (1st season)
Career Record: 59-40 (7th season)

Broadcast Info

TV: FS1

Play-by-Play Guy Haberman
Analyst Will Blackmon
Sidelines None

RADIO: Lobo Radio Network

(770 KKOZ-AM flagship in Albuquerque)

Play-by-Play Robert Portnoy
Analyst DonTrell Moore
Sidelines Ned James

2021 Schedule

Date	Opp. (AP/Coaches Poll)	TV	Time (MT)/Res.	Series Standing	Quick Facts
Sept. 2	Houston Baptist	My50/MW Network	W 27-17	UNM now leads 1-0	T. Wilson opens 13-for-13 in his debut ... UNM throws three TDs in first half ... Lobo defense forces 3 TOs, allows 187 yards, -6 rushing.
Sept. 11	New Mexico State	Stadium	W 34-25	UNM now leads 73-33-3	Third straight win in series ... T. Wilson 26-for-37, 3 TDs, 381 yards ...
Sept. 18	at Texas A&M (7/5)	SECN	L 0-34	Texas A&M now leads 5-0	MW Off. POTW ... UNM wins TO battle 2-0 ... D allows 3 second half pts.
Sept. 25	at UTEP	ESPN+	L 13-20	UNM now leads 43-33-3	Lobos held to 122 yards, nine FDs ... T. Wilson 10-23 for 33 yards passing ... UNM allowed 14 points first 5:22, 20 last 54:38 ... 84,748 in attend.
Oct. 2	*Air Force (RV/RV)	FS2	L 10-38	Air Force now leads 25-14	Lobos played without six of top 8 receivers (COVID/Contact tracing) ... shutout in 2nd half, just 71 yards in 2nd ... Wilson first rushing TD
Oct. 9	*at San Diego State (25/RV)	FS1	L 7-31	SDSU now leads 28-15-0	Hall TD rec. ... Noble career-high 18 tackles ... AFA rushed for 408 yards ... Shelley connected 5th-straight FG ... UNM 10-gm takeaway streak ended
Oct. 16	*Colorado State	Stadium	L 7-36	CSU now leads 43-25-0	Only score off Leutele 15-yd FR ... Lobos amass just 193 total offense ... limit SDSU to just 336 ... Combs 11 tackles ... Noble TFL 7 straight games
Oct. 23	*at Wyoming	Stadium	W 14-3	Wyoming now leads 38-36	UNM held to 69 total yds (lowest in MW game in league history ... Wysong 63-yd PR TD ... R. Wilson career-high 12 tackles ... UNM 4 sacks
Nov. 6	*UNLV	Stadium	L 17-31	UNLV now leads 13-12	Fewest PA in a MW game since 2008 ... Chavez school record .909 comp% ... Hightower 1st career INT ... Bruckler 2nd TD of the season.
Nov. 13	*at Fresno State (--/RV)	Stadium	L 7-34	Fresno State now leads 14-5	UNM loses Chavez to injury ... rush for season-best 260 yards, but only 36 passing ... suffer 3 TOs but get 2 back ... Dumas CH 92 yards rushing
Nov. 20	*at Boise State	FS1	L 0-37	Boise State now leads 11-1	Dumas rushed CH 143 yards, 63 long and 1 TD ... Lobo QBs just 2-8-1 for 34 yards ... UNM sacked Haener 3x ... Chavez 1st career INT thrown
Nov. 26	*Utah State	FS1	11 am	Utah State leads 14-13	Lobos allow just 2 defensive TDs ... BSU 2 blk punts for TDs ... UNM just 101 yds offense ... graduate manager Bryson Carroll took most QB snaps

Playing on 11/26 for second straight year, and third straight Thanksgiving weekend game vs. USU ... Aggies have won four straight

What's Inside

Must Haves for the Media Section

Schedule/Staff/At a Glance.....	3
Media Schedule/Policies	4
Roster	5-6
Where They Come From.....	7
Two-Deep	8

Section That Will Make Any Broadcast Better

Notes	9-14
Uniform Tracker	15

Career Stats - To Enhance Talking About Lobos

Quarterbacks	16
Running Backs	17
Receivers	18-19
Tight Ends	20
Defensive Backs	21-23
Linebacker	24-25
Defensive Line	26-28
Specialists	28

Stuff That Didn't Fit Under a Fun Title

2021 Opponent Schedules	29
About Head Coach Danny Gonzales	30

Section That Will Make Any Stats & Numbers Person Happy

Drive Charts	31-32
Red Zone Report/Starting Lineups	33
Results and Team Statistics.....	34-35
Offensive Statistics	36-38
Defensive Statistics	39

The Game-by-Game Section

UNM Game-by-Game Statistics	40
Opponent Game-by-Game Statistics	41
Game-by-Game Passing/Rushing/Receiving	42
Game-by-Game UNM Tackles.....	43
The Last Time it Happened.....	44
Game Recaps	45-50

GENERAL INFORMATION

Name of School University of New Mexico
 City/Zip Albuquerque, N.M. 87106
 Founded 1889 by Territorial Legislature
 Enrollment 22,225
 Nickname Lobos
 School Colors Cherry and Silver
 Stadium University Stadium
 Capacity 39,224
 Conference Mountain West
 Affiliation NCAA I
 President Dr. Garnett Stokes
 Athletic Director Eddie Nuñez
 Athletic Dept. Phone 505-925-5501
 Ticket Office Phone 505-925-LOBO

COACHING STAFF

Head Coach Danny Gonzales
 Alma Mater, Year New Mexico, 1998
 Record at School (years) 5-13, 2nd season
 Career Record (years) 5-13, 2nd season
 Football Office Phone 505-925-5700
 Best Time of Day to Reach Coach Contact SID
 Assistant Coaches
 Derek Warehime Off. Coord./TEs
 Brandon Blackmon WRs
 Jason Lenzmeier OL
 Drew Mehringer QBs
 Jordan Somerville RBs
 Matt Clark G.A. (TEs)
 Gray Curtis G.A. (OL)
 Rocky Long Def. Coord./LBs
 Jerome Haywood DL
 David Howes S
 Troy Reffett CBs
 Dante Caro G.A. (CBs)
 Jake Rothschilder G.A. (LBs)
 Jamie Christian Special Teams Coordinator
 Gavin Bevis Co-Director of Operations
 Jacob Grant Co-Director of Operations
 John Lintner Video Coordinator
 James Carson Athletic Performance
 Nate Matos Asst. Athletic Performance
 Jordan Fiske G.A. Athletic Performance

TEAM INFORMATION

2020 Overall Record 2-5
 2020 Mountain West Record/Finish 2-5/9th

HISTORY

First Year of Football 1892
 Overall All-Time Record 493-622-31
 Number of Bowls/last 13/2016
 Bowl Record 4-8-1
 NFL Draft Picks 65

COMMUNICATIONS

Press Box Phone 505-925-5805
 SID Mailing Address New Mexico Athletics
 Colleen J. Maloof Administration Building
 1 University of New Mexico
 MSC04 2680
 Albuquerque, NM 87131-0001
 Overnight Address New Mexico Athletics
 Colleen J. Maloof Administration Building
 1414 University Boulevard SE
 Albuquerque, NM 87106

SOCIAL MEDIA

Website www.golobos.com



@UNMLoboFB



/NewMexicoLobos

Typical Game Week Media Policies & Procedures

MONDAY	TUESDAY	WEDNESDAY	THURSDAY	FRIDAY	SATURDAY	SUNDAY
Practice 9:30 - 11:20 a.m.	Practice 10 - 11:45 a.m.	Practice 9:10 - 10:45 a.m.	Game Walk Through	Game Game Day		
Media Open first 30 minutes Interviews after practice Press Conference at noon	Media Open first 30 minutes Interviews after practice (Coaches/Players)	Media Open first 30 minutes Interviews after practice (Coaches only)	Media No media availability	Media Coach Gonzales and two players after game		

Game Week Media Schedule**New Mexico Media Luncheon**

In the fall, the New Mexico Media Luncheon is on Tuesdays from noon to 1 p.m. Coach Danny Gonzales is available at 12:15 p.m. after the other fall sport coaches. Audio and video clips are available from the UNM communications office, and also at www.golobos.com. The press conferences are also streamed on GoLobos.com by LoboTV. Please note that the Mountain West no longer conducts a football coaches teleconference. The luncheon is on the third floor of the Tow Diehm Football Complex.

Danny Gonzales Interview Opportunities

Coach Gonzales is available after practice on Tuesday, Wednesday and Thursday during game week. After road games, Coach Gonzales will be available via ZOOM (links will be sent to participating media).

New Mexico Player Interview Opportunities

All player interviews must be arranged through the UNM athletics communications office. In the fall, the main time for interviews is after practice. Wednesday is the last day for player interviews. For lengthier interviews, please call the communications office to arrange a better time that is more conducive to the interview. Generally, players are not off-limits unless they have done something that would cause them to well, be off limits.

Postgame: The UNM locker room is closed. Requested players will be brought to the weight room in the Tow Diehm football building and outside the locker room for road games. UNM communications will have coach Gonzales and two players address the media, and other players that are needed for one-on-ones may be requested. The student-athletes will be available after the press conferences for one-on-one opportunities. For road games, we will have ZOOM press conferences. UNM media that isn't in the stadium, ZOOM links will be sent day of the game.

Wireless in the Press Box

The press box at University Stadium is fully equipped for wireless connections. Access is free, but those wanting access need their own internal or external wireless cards. Phone lines are available. The new wifi installed in 2019 has worked great and the password is located on the name cards in the press box.

www.collegepressbox.com

CollegePressBox.com gives the media one-stop access to updated contact information, media guides, game books, photos, quotes, links and more for each of the league's schools and the Mountain West office. Log-in information will be provided by the MW office to accredited media, or you can apply for a password by sending an e-mail to password@collegepressbox.com.

Live Stats

The University of New Mexico will utilize StatBroadcast in 2021. Media members for any game can go to www.golobos.com/fbstats

Ticket Information

- online at www.golobos.com/tickets
- by calling 925-5858 or toll-free at 800-955-HOWL
- Albertson's stores in Albuquerque, Rio Rancho, Los Lunas and Santa Fe
- Lobo Ticket Office inside the Pit at the NW corner of University & Cesar Chavez boulevards from 8:30-5 Monday-Friday
- UNM Bookstore (Bookstore Ticket Office is closed on Mondays) For more information call the New Mexico Athletics Ticket Office at (505) 925-5626 or 1-800-955-HOWL (4695). Call (505) 925-5500 for group tickets and ask to speak to a customer service representative.

On Game Day, the northeast box office at University Stadium opens four hours prior to kickoff, and the Lobo Ticket Office at University Arena opens three hours before game time. The northwest University Stadium box office opens 90 minutes before kickoff.

Lobo Talk & The Lobo Coaches Show

In the fall, host Robert Portnoy and coach Danny Gonzales discuss UNM football at Lobo Talk on Thursdays. The show airs from 7-8 p.m. from a site to be determined. Fans can call 866-350-4309 to ask coach Gonzales a question. Also in the fall, the Lobo Coaches Show will be produced by LoboTV, with distribution channels to be announced in.

Game Credentials

Regular UNM media will receive game credentials prior to the start of the season. Media members with season credentials will also serve as a parking pass for the Baseball East lot across from the stadium (the one-year experiment of Baseball South was mercifully ended)

Visiting team media should request single-game credentials through their team's media relations office. Media passes work as parking passes for the Baseball South lots.

Media members not associated directly with a team can email requests via our media request link, which is located near the top of the football page on Golobos.com.

For media members picking up credentials at will call without parking passes, it is located in the Northeast corner of the stadium by Gate 7 or 8. With parking passes credentials will be located at the University Drive entrance to the Baseball South lot with the parking attendant. This should allow you to get your credential without having to wait in line or deal with parking on the north side of the stadium.

Parking

Media parking is located across and just south of the stadium off University Drive. Media members can park in the Baseball East lot which is located next to University Drive. The Baseball East lot entrance is off University Drive south directly across from the Stadium West lot entrance, and it's the driveway between Santa Ana Star Field and the Davalos Practice Center.

Visiting Radio

The visiting radio booth is located on the fourth level of the main press box, next to the main media area.



2021 Numerical Roster

No.	Name	Pos.	Ht.	Wt.	Cl-Exp.	Hometown (Last School)	Pronunciation
2	Terry Wilson	QB	6-3	202	Sr*-TR	Oklahoma City, Okla. (Kentucky/Garden City CC/Oregon/Del City HS)	
2	Tony Collier	CB	5-11	170	Sr&-2VL	Little Rock, Ark. (College of the Canyons/North Little Rock HS)	
3	Jace Taylor	WR	6-5	199	So*-1VL#	Lake Havasu, Ariz. (Lake Havasu HS)	
3	Patrick Peek	S	5-11	200	Sr&-2VL-RS	Ft. Worth, Texas (Trinity Valley JC/Aledo HS)	
4	Bobby Wooden	RB	5-11	185	So*-1VL#	Pearland, Texas (Dawson HS)	
4	Shaddrick Lowery	S	5-9	200	Sr&-2VL#	Dania Beach, Fla. (College of the Canyons/American Heritage HS)	
5	Kyle Jarvis	TE	6-4	235	Sr&-2VL	Antioch, Calif. (Contra Costa College/Antioch HS)	
6	Isaiah Chavez	QB	6-0	206	Fr-RS	Rio Rancho, N.M. (Rio Rancho HS)	
7	Bryson Carroll	QB	5-6	190	Sr-2VL-1SQ-RS	San Antonio, Texas (Roosevelt HS)	
7	Tavian Combs	S	6-2	197	So*-1VL#	Amarillo, Texas (Randall HS)	
8	Donte Martin	CB	5-10	182	Jr*-2VL-RS	Oxnard, Calif. (Rio Mesa HS)	Like the famous "Inferno"
9	Bear Milacek	QB	6-3	203	Fr-HS#	Anthem, Ariz. (Boulder Creek HS)	MILL a CHECK
9	Jerrick Reed II	S	5-10	192	Sr*-2VL-JC#	Olive Branch, Miss. (NW Mississippi CC/Olive Branch HS)	
10	Trae Hall	QB	6-2	190	Jr*-2VL-RS	Henderson, Texas (Henderson HS)	
10	Aaron Rodriguez	P	6-0	200	So*-TR	Newhall, Calif. (Missouri/Hart HS)	
11	CJ Montes	QB	6-2	200	Fr-HS#	Pasadena, Calif. (Paraclete HS)	
11	Xavier Hailey	S	5-11	160	Fr-HS#	Tulare, Calif. (Tulare Union HS)	zay VEE YER
12	Brandt Hughes	QB	6-2	220	Sr*-1SQ-RS	Chico, Calif. (Butte JC/Pleasant Valley HS)	
12	Antonio Hunt	S	5-10	160	Jr*-1VL-RS	Lancaster, Calif. (College of the Canyons/Paraclete HS)	
13	Clay Boone	WR	6-3	175	So*-TR-RS	St. Louis, Mo. (Missouri/Parkway North HS)	SEA JAY
14	Ronald Wilson	S	5-10	180	Fr-HS#	Fort Worth, Texas (North Crowley HS)	
15	Luke Wysong	WR	5-10	170	Fr-HS#	Rio Rancho, N.M. (Cleveland HS)	WHY SONG
16	Connor Genal	QB	6-5	214	So*-1VL-RS	Santa Fe Springs, Calif. (St. Paul HS)	jen AL
17	Mannie Logan-Greene	WR	5-9	170	Sr&-2VL#	Ft. Lauderdale, Fla./Iowa Central CC/UCF/American Heritage HS	
17	Ben Bertram	END	6-2	255	Jr*-1VL-1SQ-RS	Albuquerque, N.M. (Sandia HS)	
18	Zarak Scruggs, Jr.	WR	6-2	205	Jr*-1SQ	Eatonville, Wash. (College of the Canyons/Eatonville HS)	ZAA wreck
18	Alec Screenco	LB	6-3	225	Fr-HS#	El Paso, Texas (Burges HS)	ma REN co
19	Devin Sanders	LB	6-2	236	Sr&-2VL	San Diego, Calif. (San Diego Mesa CC/Mira Mesa HS)	
20	Jacob Trussell	TE	6-6	205	Fr-HS#	Georgetown, Texas (Georgetown HS)	
20	Andrell Barney, Jr.	CB	5-11	185	Fr-HS#	Chandler, Ariz. (Basha HS)	
21	Chad Alexander	RB	5-6	190	So*-1VL-RS	New Orleans, La. (Landry-Walker HS)	
21	A.J. Odums	CB	5-11	160	Fr-HS#	Houston, Texas (Westfield HS)	
22	Aaron Dumas	RB	5-11	190	Fr-HS#	El Paso, Texas (Americas HS)	DOO mis
23	Jordan Guidry	RB	5-10	195	Fr-HS#	Beaumont, Texas (West Brook HS)	
24	Keyonta Lanier	WR	6-1	160	Fr-HS#	Long Beach, California (Long Beach Poly)	
24	Coryon Francis	CB	6-2	175	Fr-HS#	Fort Worth, Texas (North Crowley HS)	
25	Nathaniel Jones	RB	5-11	200	So*-1VL#	Bellflower, Calif. (St. John Bosco HS)	
26	Nic Wilson	S	5-10	181	Sr*-1VL-1SQ-RS	San Bernardino, Calif. (El Cajon HS)	
26	Cameron Newell	K	5-11	180	Fr-HS#	Forney, Texas (Forney HS)	
27	Quinn Potts	S	6-0	210	Fr-RS	Compton, Calif. (Dominguez HS)	
28	Michael Buckley	WR	5-11	165	Fr-HS	Rancho Santa Margarita, Calif. (Santa Margarita HS)	
29	Duece Jones	CB	6-0	165	Fr-RS	Baton Rouge, La. (Scotlandville Magnet HS)	
30	Ray Leutele	LB	5-11	210	So*-1VL#	Anaheim, Calif. (Mater Dei HS)	lay OO TELL ay
31	Mathias Bertram	S	6-1	182	Fr-RS	Albuquerque, N.M. (Sandia HS)	
32	Peyton Dixon	RB	5-11	200	So*-TR	Reno, Nev. (UC Davis/Fresno State/Bishop Manogue HS)	
33	Josh Howes	LB	5-10	200	Fr-HS#	Rio Rancho, N.M. (Rio Rancho HS)	
34	Bobby Cole	RB	5-9	207	Sr*-2VL-1SQ-RS	Chatsworth, Calif. (Sierra Canyon HS)	
35	George Steinkamp	K	6-2	188	Sr*-1VL	Los Alamos, N.M. (Los Alamos HS)	
35	Semaj Sims	LB	6-1	228	Fr-RS	Oakland, Calif. (McClymonds HS)	seh MAAZH
36	Syaire Riley	LB	6-0	233	So*-1VL#	Inglewood, Calif. (Palisades HS)	sigh AIR
38	Quinten Thomas	LB	6-1	211	Fr-RS	Albuquerque, N.M. (Cibola HS)	
39	Kyler Drake	END	6-4	256	Fr-RS	San Bernardino, Calif. (Carter HS)	
41	Connor Witthoft	TE	6-3	235	So*-1VL#	Tucson, Ariz. (Salpointe Catholic HS)	
42	Dion Hunter	LB	6-2	220	Fr-RS	Rio Rancho, N.M. (Cleveland HS)	
44	Reco Hannah	LB	6-2	215	Sr&-2VL	Wedowee, Ala. (Highland CC/Randolph County HS)	
45	Josh Woisin	LB	5-10	220	Sr*-1VL-2SQ-RS	Albuquerque, N.M. (La Cueva HS)	Rhymes with "Poison"
46	Isaiah Perez	LS	5-11	200	Sr*-TR	Carlsbad, N.M. (Western New Mexico/Carlsbad HS)	
47	Caleb Marra	TE	6-4	225	Fr-RS	Albuquerque, N.M. (La Cueva HS)	
47	Jared Long	P	6-1	186	Fr-RS	Albuquerque, N.M. (Del Notre HS)	
48	Troy Sicaeros	LS	6-0	221	So*-1VL#	San Juan Capistrano, Calif. (JSerra Catholic HS)	
49	Simon Gay	TE	6-6	242	Fr-HS#	Albuquerque, N.M. (Volcano Vista HS)	
50	Ja'Shon Lowery	NT	6-5	250	Fr-HS#	Albuquerque, N.M. (La Cueva HS)	
51	Bryce Santana	END	6-3	281	Fr-RS	Los Lunas, N.M. (Los Lunas HS)	
52	Ian Shewell	END	6-3	230	So*-1VL#	Gilbert, Ariz. (Williams Field HS)	
53	Larry Allen	DL	6-1	240	So-RS	Rio Rancho, N.M. (Rio Rancho HS)	
54	Langston Murray	NT	6-2	297	Sr*-2VL-1SQ-RS	Logansport, La. (Logansport HS)	
55	Radson Jang	OL	6-2	255	Sr*-1VL-2SQ-RS	Honolulu, Haw. (Army Prep/Kamehameha HS)	
55	JD Roberts	LB	6-2	235	Fr-HS#	Scottsdale, Ariz. (Notre Dame Prep)	



2021 Numerical Roster

No.	Name	Pos.	Ht.	Wt.	Cl-Exp.	Hometown (Last School)	Pronunciation
56	Austin Cook	OL	6-5	300	Sr&-3VL	Fort Scott, Kan. (Butler Community College/Fort Scott HS)	
57	Clement Ulafe	OL	6-3	278	Fr-HS	Albuquerque, N.M. (Albuquerque HS)	OO LA LAY
57	Keith Alvarado	NT	6-2	262	Fr-RS	Albuquerque, N.M. (El Dorado HS)	
58	Cody Moon	LB	6-2	200	Fr-RS	Albuquerque, N.M. (Volcano Vista HS)	
59	Jack Buford	OL	6-4	310	So*-TR	St. Louis, Mo. (Missouri/Lutheran North HS)	
62	Carlos Lovato	OL	6-0	265	Fr-HS#	Albuquerque, N.M. (Albuquerque HS)	
64	Kyle Stapley	OL	6-3	293	Sr&-3VL	Morgan, Utah (Snow College/Morgan HS)	STAPE lee
65	Nathaniel Gomez	OL	6-4	285	Fr-HS#	San Diego, Calif (Lincoln HS)	
66	Jacob Jankoviak	OL	6-2	283	Sr-1VL-RS	Corona, Calif. (Fullerton JC/Centennial HS)	jan COE VEE yak
67	Isaak Gutierrez	OL	6-2	305	Jr*-1VL	Eureka, Calif. (Butte College/Eureka HS)	
68	Shancco Matautia	OL	6-2	295	Fr-HS#	Anaheim, California (Serveite HS)	MAH TAH oo TEE ya
70	Isaiah Sillemon	OL	6-3	290	Fr-HS#	Dallas, Texas (Lancaster HS)	
71	Ben Davis	OL	6-3	295	Sr&-1VL	Elk Grove, Calif. (Minnesota/American River College/Elk Grove HS)	
72	Jer' Marques Bailey	OL	6-6	332	Fr-RS	Humble, Texas (Atascocita HS)	JER mar KEZ
73	Cade Briggs	OL	6-3	295	Jr*-2VL#	Las Vegas, Nev. (Bishop Gorman HS)	
74	Greg Brown II	OL	6-1	290	Fr-RS	Pearland, Texas (Shadow Creek HS)	
75	Leke Asenuga	OL	6-2	315	Fr-RS	Richmond, Texas (George Bush HS)	le KAY ah sah NEW gah
76	Vincent Santos	OL	6-4	303	Fr-RS	Chula Vista, Calif. (Naval Prep/Eastlake HS)	
77	Larry Luna	OL	6-6	300	Fr-HS#	Roswell, N.M. (Goddard HS)	
78	Arrison Cole	OL	6-7	290	Fr-HS#	Suwanee, Ga. (Lambert HS)	
79	Walter Baca	OL	6-1	280	Fr-RS	Los Lunas, N.M. (Los Lunas HS)	
80	Ryan Cosper	WR	6-3	193	Fr-RS	Albuquerque, N.M. (Hope Christian HS)	
81	Elijah Queen	WR	6-5	207	So*-1VL#	Carson, Calif. (Narbonne HS)	
82	Austin Erickson	WR	6-0	170	Fr-RS	Albuquerque, N.M. (Manzano HS)	
83	Blake Wells	WR	5-11	190	Sr*-1SQ	Clovis, Calif. (College of the Canyons/Buchanan HS)	
84	Joah Flores	WR	5-8	165	So-HS#	Albuquerque, N.M. (Volcano Vista HS)	
84	Jeffrey Blake	LB	6-4	218	So*-TR-RS	Norcross, Ga. (San Diego State/Greater Christian HS)	
85	Trace Bruckler	TE	6-3	200	Fr-HS#	Frisco, Texas (Lone Star HS)	
86	Kai Jessie	TE	6-5	200	Fr-HS#	San Diego, Calif. (Patrick Henry HS)	
87	Andrew Erickson	WR	6-2	205	So*-1VL-2RS	Albuquerque, N.M. (Manzano HS)	
88	Benji Johnson	WR	6-4	195	Fr-HS#	Hooks, Texas (Hooks HS)	
89	Conner Kinslow	TE	6-4	235	So*-1VL#	Flushear, Texas (Obra D. Tompkins HS)	
90	OJ Bartley	NT	6-2	284	Fr-RS	Pagai, American Samoa, Calif. (Edison HS)	
91	Adam Gay	END	6-5	275	Sr-RS	Albuquerque, N.M. (New Mexico Highlands/Volcano Vista HS)	
92	Omar Daramé	END	6-3	270	So*-1VL-RS	Arlington, Texas (Sam Houston HS)	duh RAH may
93	Jaden Phillips	DL	6-2	255	Fr-HS#	Clovis, N.M. (Clovis HS)	
94	Andrew Shelley	K	6-1	186	Sr*-2VL-1SQ-RS	Albuquerque, N.M. (Eldorado HS)	
95	Jake Saltonstall	END	6-4	250	Jr*-1VL	Morgan Hill, Calif. (Foothill College/Live Oak HS)	
96	Corey Hightower	CB	5-11	185	Sr&-4VL-RS	Huntsville, Texas (Huntsville HS)	
97	Justin Harris	END	6-6	259	Sr*-1VL-1SQ	Gonzalez, Louisiana (Hutchinson CC/Baylor/East Ascension HS)	
98	Joey Noble	END	6-3	245	Sr&-2VL#	Cerritos, Calif. (Fullerton JC/Los Alamitos HS)	
99	Ben Gansallo	DL	6-3	280	Sr&-1VL-RS	Missouri City, Texas (Blinn JC/Dulles JC)	

#denotes has a redshirt year available

*denotes has a super senior year available due to the COVID 2020 season

&denotes utilizing his super senior season due to the COVID 2020 season

Coaching Staff

Head Coach: Danny Gonzales (New Mexico, 1998 — first year)

Offensive Coordinator/TEs: Derek Warehime (Tulsa, 2006)

Defensive Coordinator/LBs: Rocky Long (New Mexico, 1971)

Special Teams Coordinator: Jamie Christian (Central Washington, 1999)

Receivers: Brandon Blackmon (Tennessee State, 2008)

Defensive Line: Jerome Haywood (San Diego State, 2002)

Safeties: David Howes (New Mexico, 1997)

Offensive Line: Jason Lenzmeier (New Mexico, 2005)

Quarterbacks: Drew Mehringer (Rice, 2010)

Cornerbacks: Troy Reffett (UTEP, 1990)

Running Backs: Jordan Somerville (Arizona State, 2019)

Offensive Graduate Assistants: Matt Clark, Gray Curtis

Defensive Graduate Assistants: Dante Caro, Jake Rothschilder

Co-Director of Operations: Gavin Bevis

Co-Director of Operations: Jacob Grant

Director of Athletic Performance: Jimmy Carson

Asst. Director of Athletic Performance: Jordan Fiske

Athletic Performance Graduate Assistant: Sukhdeep Mahean

Equipment Director: Chris Schieder

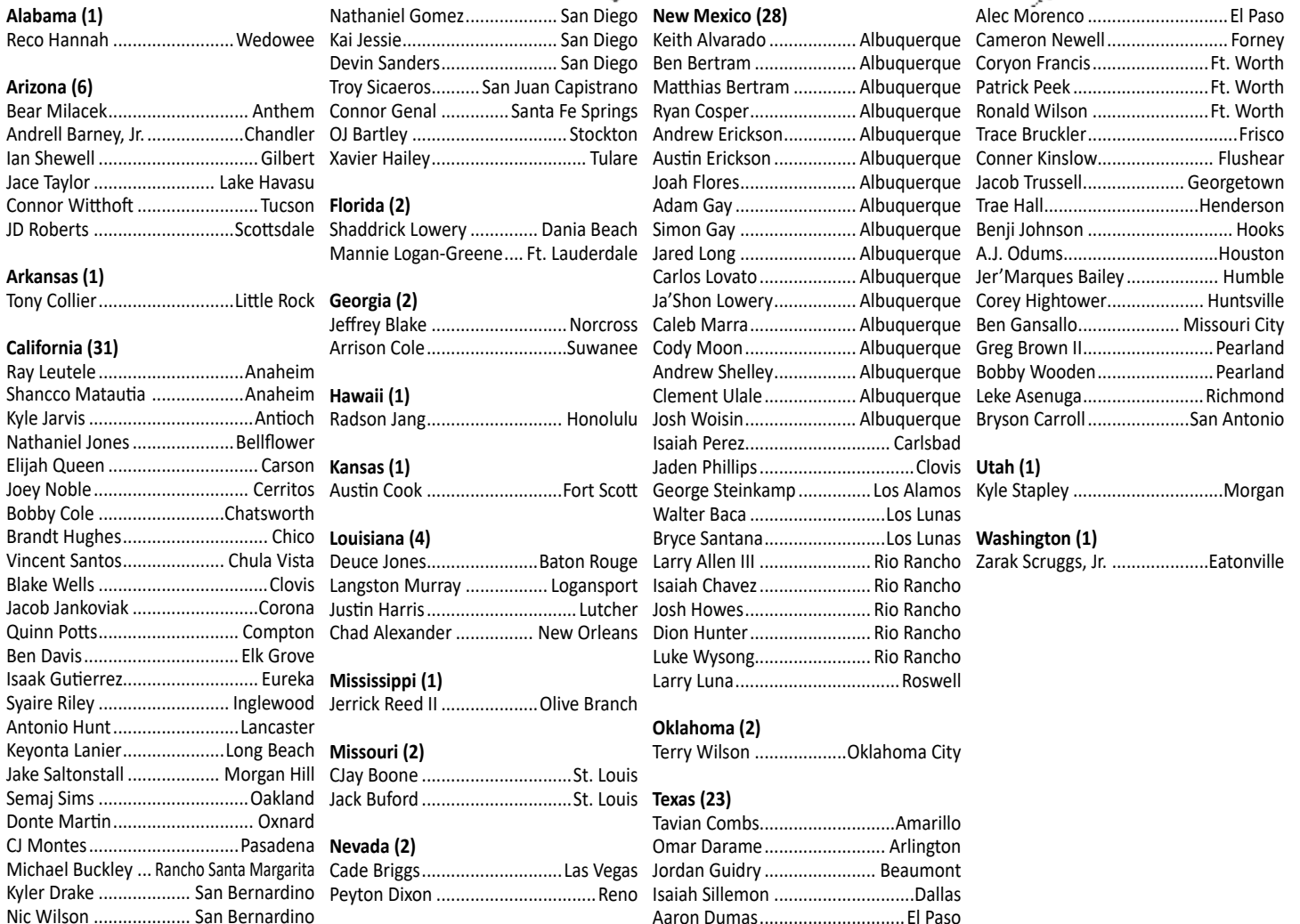
Video Coordinator (Interim): Paul Kasero

Athletic Director: Eddie Nuñez

Assistant Athletics Director/Communications (Primary Contact): Frank Mercogliano

Game Day Coaching Positions

Offense			
Derek Warehime	OC/TE	Field	wear HIME
Jason Lenzmeier	OL	Field	LENS my uhr
Brandon Blackmon	WR	Field	
Jamie Christian	ST/WR	Field	
Matt Clark	GA	Field	
Jordan Somerville	RB	Press Box	SUMMER ville
Drew Mehringer	QB	Press Box	MEH ri hn ger
Gray Curtis	GA	Press Box	
Defense			
Rocky Long	DC/LB	Field	
Troy Reffett	CB	Field	REF it
David Howes	S	Press Box	like "Housing" but no ing
Jerome Haywood	DL	Press Box	
Jake Rothschilder	GA	Press Box	rahth SHILL rr
Dante Caro	GA	Press Box	CAR oh





2021 Primary Two-Deep & Flash Stats

OFFENSE

Pos.	#	Player	Ht.	Wt.	Cl.-Ex.	Hometown (Last School)	2021 Stats
WR-X	3	Jace Taylor	6-5	199	So*-1VL#	Lake Havasu, Ariz. (Lake Havasu HS)	2 catches, 20 yards, long of 17
	87	Andrew Erickson	6-2	205	So*-1VL-2RS	Albuquerque, N.M. (Manzano HS)	12 catches, 130 yards, 1 TD, long of 26, 1 rush, 0 yards, long of 0, 0-2 passing, 0 yards
	13	Clay Boone	6-3	175	So*-TR	St. Louis, Mo. (Missouri/Parkway North HS)	2 catches, 26 yards, long of 15
LT	73	Cade Briggs	6-3	286	So-1L#	Las Vegas, Nev. (Bishop Gorman HS)	11 starts, 11 games played
	71	Ben Davis	6-3	295	Sr&-1VL	Elk Grove, Calif. (Minnesota/American River College/Elk Grove HS)	3 starts, 10 games played
LG	67	Isaak Gutierrez	6-2	305	Jr*-1VL	Eureka, Calif. (Butte College/Eureka HS)	9 starts, 11 games played
	75	Leke Asenuga	6-2	315	Fr-RS	Houston, Texas (George Bush HS)	7 games played
C	55	Radson Jang	6-2	255	Sr*-1VL-2SQ-RS	Honolulu, Haw. (Army Prep/Kamehameha HS)	4 starts (2 at C, 2 at RG), 8 games played
	64	Kyle Stapley	6-3	293	Sr&-3L	Morgan, Utah (Snow College/Morgan HS)	11 starts (9 at C, 2 at RG), 11 games played
RG	64	Kyle Stapley	6-3	293	Sr&-3L	Morgan, Utah (Snow College/Morgan HS)	11 starts (2 at RG, 9 at C), 11 games played
	55	Radson Jang	6-2	255	Sr*-1VL-2SQ-RS	Honolulu, Haw. (Army Prep/Kamehameha HS)	4 starts (2 at RG, 2 at C), 8 games played
RT	56	Austin Cook	6-5	300	Sr&-3L	Fort Scott, Kan. (Butler CC/Fort Scott HS)	11 starts (4 at RT, 7 at RG), 11 games played
	59	Jack Buford	6-4	310	So*-TR	St. Louis, Mo. (Missouri/Lutheran North HS)	2 starts, 4 games played
TE	5	Kyle Jarvis	6-4	235	Sr&-2VL	Antioch, Calif. (Contra Costa College/Antioch HS)	12 catches, 147 yards, 1 TD, long of 34
	85	Trace Bruckler	6-3	200	Fr-HS#	Frisco, Texas (Lone Star HS)	12 catches, 171 yards, 3 TD, long of 43
	41	Connor Witthoft	6-3	235	So*-1VL	Tucson, Ariz. (Salpointe Catholic HS)	5 catches, 48 yards, 1 TD, long of 18, 1 rush, 8 yards, long of 8
WR-H	15	Luke Wysong	5-10	170	Fr-HS#	Rio Rancho, N.M. (Cleveland HS)	24 catches, 224 yards, long of 37, 25 rushes, 112 yards, long of 17
	82	Austin Erickson	6-0	170	Fr-RS	Albuquerque, N.M. (Manzano HS)	1 catch, 11 yards, long of 11, 1 rush, -6 yards, long of 0
	84	Joah Flores	5-8	165	So-HS#	Albuquerque, N.M. (Volcano Vista HS)	No catches, 1-1-0, 5 yards, long of 5
WR-Z	18	Zarak Scruggs, Jr.	6-2	205	Jr*-1SQ	Eatonville, Wash. (College of the Canyons/Eatonville HS)	11 catches, 90 yards, long of 51
	24	Keyonta Lanier	6-1	160	Fr-HS#	Long Beach, Calif. (Long Beach Poly)	5 catches, 87 yards, 1 TD, long of 47
	81	Elijah Queen	6-5	207	So*-1VL#	Carson, Calif. (Narbonne HS)	4 catches, 56 yards, long of 28
QB	6	Isaiah Chavez	6-0	206	Fr-RS	Rio Rancho, N.M. (Rio Rancho HS)	17-24-1, 161 yards, 2 TD, long of 43, 34 rushes, 82 yards, long of 21
-or-	7	Bryson Carroll	5-6	190	Sr*-2VL-1SQ-RS	San Antonio, Texas (Roosevelt HS)	0-0-0, 10 rushes, 7 yards, long of 18
-or-	16	Connor Genal	6-4	215	So*-1VL-RS	Santa Fe Springs, Calif. (St. Paul HS)	1-5-1, 16 yards, long of 16, 2 rushes, -4 yards, long of 8
RB	22	Aaron Dumas	5-11	190	Fr-HS#	El Paso, Texas (Americas HS)	136 rushes, 658 yards, 2 TD, long of 63
	34	Bobby Cole	5-9	207	Sr*-1L-1SQ-RS	Chatsworth, Calif. (Sierra Canyon HS)	88 carries, 355 yards, 2 TD, long of 75, 10 catches, 29 yards, long of 12
	4	Bobby Wooden	5-11	185	So-1VL#	Pearland, Texas (Dawson HS)	11 rushes, 34 yards, long of 21, 4 catches, 16 yards, long of 9

DEFENSE

Pos.	#	Player	Ht.	Wt.	Cl.-Ex.	Hometown (Last School)	Stats
LE	95	Jake Saltonstall	6-4	250	Jr*-1VL	Morgan Hills, Calif. (Foothill College/Live Oak HS)	35 tackles, 2.5 sacks for 19 yards, 4.5 TFLs for 21 yards, 2 QBH
	97	Justin Harris	6-6	259	Sr*-1VL-1SQ	Gonzalez, La. (Hutchinson CC/Baylor/East Ascension HS)	33 tackles, 4.0 sacks for 18 yards, 5.0 TFLs for 19 yards, 3 PBU, 2 QBH
	92	Omar Darame	6-3	270	So*-1VL-RS	Arlington, Texas (Sam Houston HS)	3 tackles
NT	51	Bryce Santana	6-3	281	Fr-RS	Los Lunas, N.M. (Los Lunas HS)	4 tackles
	93	Jaden Phillips	6-2	255	Fr-HS#	Clovis, N.M. (Clovis HS)	11 tackles, 0.5 sacks for 3 yards, 1.5 TFLs for 4 yards
RE	98	Joey Noble	6-3	245	Sr&-2VL#	Cerritos, Calif. (Fullerton JC/Los Alamitos HS)	68 tackles, 4.5 sacks for 24 yards, 15.5 TFLs for 46 yards, 1 PBU, 6 QBH
	39	Kyler Drake	6-4	256	Fr-RS	San Bernardino, Calif. (Carter HS)	5 tackles, 2.0 TFLs for 4 yards, 2 QBH
LLB	19	Devin Sanders	6-2	236	Sr&-2VL	San Diego, Calif. (San Diego Mesa CC/Mira Mesa HS)	27 tackles, 2.0 TFLs for 3 yards, 1 FF, 1 FR for 0 yards, 2 QBH
	58	Cody Moon	6-2	200	Fr-RS	Albuquerque, N.M. (Volcano Vista HS)	40 tackles, 1.5 TFLs for 10 yards, 0.5 sacks for 4 yards, 1 INT for 0 yards, 1 FR for 0 yards, 1 PBU, 2 QBH
MLB	30	Ray Leutele	5-11	210	So*-1VL#	Anaheim, Calif. (Mater Dei HS)	32 tackles, 4.0 sacks for 35 yards, 7.5 TFLs for 43 yards, 1 INT for 3 yards, 1 FF, 1 FR for 15 yards, TD, 2 PBUs, 3 QBH
	42	Dion Hunter	6-2	220	Fr-RS	Rio Rancho, N.M. (Cleveland HS)	31 tackles, 1.0 sacks for 9 yards, 2.0 TFLs for 12 yards, 3 QBH
RLB	36	Syair Riley	6-0	233	So*-1VL#	Inglewood, Calif. (Palisades HS)	41 tackles, 1.0 sacks for 13 yards, 4.0 TFLs for 20 yards, 1 PBU, 1 QBH
	45	Josh Woisin	5-10	200	Sr*-1VL-2SQ-RS	Albuquerque, N.M. (La Cueva HS)	No stats
LCB	96	Corey Hightower	5-11	185	Sr&-4VL-RS	Huntsville, Texas (Huntsville HS)	40 tackles, 1.5 TFLs for 2 yards, 1 INT for 4 yards, 4 PBU
	21	A.J. Odoms	5-11	160	Fr-HS#	Houston, Texas (Westfield HS)	6 tackles
LWOLF	14	Ronald Wilson	5-10	180	Fr-HS#	Fort Worth, Texas (North Crowley HS)	49 tackles, 1.0 TFLs for 2 yards, 2 INT for 0 yards, 1 FR for 0 yards, 1 PBU
	3	Patrick Peek	5-11	200	Sr&-2VL-RS	Ft. Worth, Texas (Trinity Valley JC/Aledo HS)	31 tackles, 4 PBU
LOBO	7	Tavian Combs	6-2	197	So&-1VL#	Amarillo, Texas (Randall HS)	76 tackles, 1.5 TFLs for 1 yards, 1 FF, 2 INT for 1 yard, 4 PBU, 1 FF
	14	Ronald Wilson	5-10	180	Fr-HS#	Fort Worth, Texas (North Crowley HS)	49 tackles, 1.0 TFLs for 2 yards, 2 INT for 0 yards, 1 FR for 0 yards, 1 PBU
	31	Matthias Bertram	6-1	182	Fr-RS	Albuquerque, N.M. (Sandia HS)	8 tackles, 1 QBH
RWOLF	9	Jerrick Reed II	5-10	192	Sr*-2VL#	Olive Branch, Miss. (MW Mississippi CC/Olive Branch HS)	82 tackles, 1 INT for 0 yards, 7 PBU
	27	Quinn Potts	6-0	210	Fr--RS	Compton, Calif. (Dominguez HS)	1 tackle
-OR-	26	Nic Wilson	5-10	181	Sr*-1VL-1SQ-RS	San Bernardino, Calif. (El Cajon HS)	2 tackles
RCB	8	Donte Martin	5-10	182	Jr*-2VL-RS	Oxnard, Calif. (Rio Mesa HS)	31 tackles, 1.0 TFLs for 3 yards, 1 INT for 16 yards, 7 PBU
	2	Tony Collier	5-11	170	Sr&-2VL	Little Rock, Ark. (College of the Canyons/North Little Rock HS)	27 tackles, 0.5 TFLs for 0 yards, 2 PBU

SPECIAL TEAMS

Pos.	#	Player	Ht.	Wt.	Cl.-Ex.	Hometown (Last School)	Stats
FGs	94	Andrew Shelley	6-1	186	Sr-2VL-1SQ-RS	Albuquerque, N.M. (Eldorado HS)	8-12 FG (30G, 37G, 49WL, 49WR, 45G, 24G, 43G, 31G, 49G, 30WR, 21G, 46 WL), 16-16 XP, 40 pts
	35	George Steinkamp	6-2	188	Sr*-1VL	Los Alamos, N.M. (Los Alamos)	0-1 FG (53SH), 0-0 XP, 0 pts
KOs	35	George Steinkamp	6-2	188	Sr*-1VL	Los Alamos, N.M. (Los Alamos)	35 KOs, 2251 yards, 64.3 AVG, 22 TB
	94	Andrew Shelley	6-1	186	Sr-2VL-1SQ-RS	Albuquerque, N.M. (Eldorado HS)	Has not kicked off
P	10	Aaron Rodriguez	6-0	200	So*-TR	Newhall, Calif. (Missouri Hart HS)	74 punts, 3171 yards, 42.9 avg, long of 61, 15 I20, 6 TB
	47	Jared Long	6-1	185	Fr-RS	Albuquerque, N.M. (Del Norte HS)	Has not punted
DS-FG	48	Troy Sicaeros	6-0	221	So*-1VL#	San Juan Capistrano, Calif. (JSerra Catholic HS)	11 games played
DS-P	46	Isaiah Perez	5-11	200	Sr*-TR	Carlsbad, N.M. (Western New Mexico/Carlsbad HS)	8 games played
Hold	47	Jared Long	6-1	185	Fr-RS	Albuquerque, N.M. (Del Norte HS)	10 games played
	10	Aaron Rodriguez	6-0	200	So*-TR	Newhall, Calif. (Missouri Hart HS)	Has not held
KOR	15	Luke Wysong	5-10	170	Fr-HS#	Rio Rancho, N.M. (Cleveland HS)	15 returns, 304 yards, 20.3 avg., long of 46
	32	Peyton Dixon	6-0	180	So*-TR	Reno, Nev. (UC Davis/Fresno State/Bishop Minogue HS)	6 returns, 135 yards, 22.5 avg., long of 29
	87	Andrew Erickson	6-2	205	So*-1VL-2RS	Albuquerque, N.M. (Manzano HS)	5 returns, 95 yards, 19.0 avg., long of 23
PR	15	Luke Wysong	5-10	170	Fr-HS#	Rio Rancho, N.M. (Cleveland HS)	7 returns, 77 yards, 11.0 avg., long of 63, 1 TD
	84	Joah Flores	5-8	165	So-HS#	Albuquerque, N.M. (Volcano Vista HS)	No returns

BOLD denotes starter #denotes has redshirt available &denotes using super senior season *denotes has a super season year available

Roster Breakdown

2021 LETTERMEN RETURNING (41)

Offense (17): QB (2) Trae Hall**, Connor Genal*; RB (3) Bobby Cole**, Chad Alexander*, Bobby Wooden*; WR (4) Mannie Logan-Greene**, Andrew Erickson*, Jace Taylor*, Elijah Queen*; TE (3) Kyle Jarvis**, Conner Kinslow*, Connor Witthoft*; OL (5) Austin Cook***, Kyle Stapley***, Ben Davis*, Cade Briggs**, Isaak Gutierrez*;

Defense (20): NT (1) Ben Gansallo*; ENDS (5) Joey Noble**, Jake Saltonstall*, Ben Bertram*, Omar Darame*, Ian Shewell*; LB (5) Reco Hannah**, Devin Sanders**, Josh Woisin*, Ray Leutele*, Syaïre Riley*; S (4) Patrick Peek**, Shaddrick Lowery**, Jerrick Reed II**, Tavian Combs*; CB (5) Tony Collier**, Corey Hightower****, Nic Wilson*, Antonio Hunt*, Donte Martin**

Specialists (3): K (2) Andrew Shelley**, George Steinkamp*; LS (1) Troy Sicaeros*

STARTERS RETURNING (17)

Offense (8): QB Trae Hall, OL Kyle Stapley, OL Isaak Gutierrez, OL Austin Cook, OL Cade Briggs, WR Andrew Erickson, WR Mannie Logan-Greene, RB Bobby Cole

Defense (7): END Joey Noble, END Jake Saltonstall, LB Davin Sanders, CB Tony Collier, CB Donte Martin, S Jerrick Reed II, LOBO Tavian Combs

Specialists (2): K George Steinkamp, LS Troy Sicaeros,

STARTERS LOST (8)

Offense (3): OL Teton Saltes, TE Marcus Williams, WR Jordan Kress

Defense (4): NT Elmer Pauni, MLB Brandon Shook, LB Kameron Miller, S Letayveon Beaton

Specialists (1): P Tyson Dyer

REDSHIRTS RETURNING (37)

Offense (12): QB (2) Brandt Hughes, Isaiah Chavez WR (2) Zarak Scruggs, Jr., Ryan Cosper; TE (1) Caleb Marra; OL (7) Jacob Jan-koviak, Radson Jang, Greg Brown II, Leke Asenuga, Jer'Marques Bailey, Vincent Santos, Walter Baca

Defense (16): NT (3) Langston Murray**, OJ Bartley, Keith Alvarado; ENDS (5) Adam Gay, Justin Harris, Elijah Lash, Bryce Santana, Kyler Drake; LB (3) Dion Hunter, Samaj Sims, Cody Moon; S (2) Quinn Potts, Matthias Bertram; CB (2) Deuce Jones, Michael Garcia

Specialists (1): P (1) Jared Long

INCOMING FRESHMEN (34)

Offense (19): QB (2) Bear Milacek, CJ Montes; RB (3) Aaron Dumas, Jeston Webskowsky, Jordan Guidry; WR (5) Joah Flores (So.), Trace Bruckler, Benji Johnson, Keyonta Lanier, Luke Wysong; TE (3) Jacob Trussell, Kai Jessie, Simon Gay; OL (6) Isaiah Sillemmon, Larry Luna, Shannco Matautia, Arrison Cole, Nathaniel Gomez, Chris Lovato

Defense (13): NT (1) Ja'Shon Lowery; ENDS (1) Jaden Phillips; LB (4) JD Roberts, Alec Morenco, Ernesto Acuna, Josh Howes; S (4) Ronald Wilson, Damon Gentry, Xavier Hailey, Tommy Luhan; CB (3) A.J. Odums, Andrell Barney, Coryon Francis

Specialists (2): P (1) Cameron Newell; K (1) Aaron Rodriguez

INCOMING TRANSFERS (5)

Offense (3): QB (1) Terry Wilson; WR (3) CJay Boone; OL (1) Jack Buford

Defense (1): LB (1) Jeffrey Blake

Specialists (3): LS (1) Isaiah Perez; P (1) Aaron Rodriguez

*denotes number of letters won.

italics denotes redshirt/medical redshirt but has played in a game

The Opening List

Injuries are a part of football. They probably shouldn't be this much of a part of football, specifically when it comes to quarterback, and when it comes to New Mexico. It doesn't even matter the coaching staff.

Back in 2019, the Lobos under Bob Davie started Brandt Hughes in the season opener, Sheriron Jones in game two and Tervaka Tuioti in game three, becoming the first team in nearly 30 years to start three different players at quarterback in the opening three games of the season (it was Texas A&M in 1983 that had done it previously). UNM ended up using a fourth starter when Trae Hall started the season finale.

That meant in 2019, UNM used four quarterbacks. In 2020, UNM only had a seven game season. Fate laughed at UNM's seven games and spit in its face as amazingly, UNM used four starting quarterbacks again, and it would have been five if Brandt Hughes didn't get hurt prior to the season.

Fast forward to 2021 and all looked well and good as Terry Wilson was the starter for the first six games. Then San Diego State and a dislocated elbow happened. UNM has started three quarterbacks this year in Wilson, C.J. Montes and Isaiah Chavez, but Montes is now out, and Chavez left with an injury. If he can't go, UNM will have the option of Connor Genal or graduate manager Bryson Carroll. It would mean UNM will have started four different players at quarterback three consecutive seasons, and no other FBS season will have had that happen.

Wilson's 6 games in a row as a starter is the longest streak in the past four years for UNM.

UNM's quarterback saga of injury, switches and everything else is the subject of a final, dizzying, and downright painful and baffling Opening List:

Quarterback Switches

2018: Tervaka Tuioti (Gm 1-2), Sheriron Jones (Gm 3), Tervaka Tuioti (Gm 4), Sheriron Jones (Gm 5-8), Coltin Gerhart (Gm 9-10), Sheriron Jones (Gm 11-12)

2019: Brandt Hughes (Gm 1), Sheriron Jones (Gm 2), Tervaka Tuioti (Gm 3-5), Sheriron Jones (Gm 6-7), Tervaka Tuioti (Gm 8-11), Trae Hall (Gm 12)

2020: Tervaka Tuioti (Gm 1-2), Trae Hall (Gm 3-5), Connor Genal (Gm 6), Isaiah Chavez (Gm 7)

2021: Terry Wilson (Gm 1-6), C.J. Montes (Gm 7), Isaiah Chavez (Gm 8-11)

It's a Tradition Unlike Any Other

For some strange reason, New Mexico and Utah State are playing on Thanksgiving weekend again. If you feel a little like Yogi Berra in that it's deja vu all over again, well, you are probably 90% right at least 50% of the time.

This year marks the third straight year that UNM and Utah State will be playing on Thanksgiving weekend, and in those three weekends, the teams haven't played on the same day of the week in any of them. UNM and Utah State played on Saturday of Thanksgiving weekend in 2019, on Thanksgiving last year and on Black Friday this year.

Of the last eight times that Utah State and New Mexico have played, seven of them have been in November, and the one that wasn't was on October 27, 2018.

The Future Looks Bright

New Mexico, regardless of Friday's result, will have improved the teams' win total from 2020 to 2021, which is great to see. What's ever better is the amount of production and games played by UNM's young guns.

Due to COVID, UNM used 20 true freshman last year and all of those seasons for those players effectively is like a redshirt season, even though a guy like Tavian Combs is listed as a true sophomore this season. UNM has A LOT of players that played last year as true freshmen, and this year as true freshmen and redshirt freshmen that have at least three years remaining. In fact, it's rather shocking.

Players with either three or four years remaining that have contributed and/or started in their careers

Quarterback: Isaiah Chavez (3), Connor Genal (3), C.J. Montes (4)

Running Back: Bobby Wooden (3), Payton Dixon (3), Aaron Dumas (3), Nathaniel Jones (3)

Receiver: Jace Taylor (3), Luke Wysong (3), Keyonta Lanier (3), Elijah Queen (3), Austin Erickson (3), Andrew Erickson (3)

Tight End: Connor Witthoft (3), Simon Gay (4), Caleb Marra (3), Trace Bruckler (3)

Offensive Line: Jack Buford (3), Shannco Matautia (4), Isaiah Sillemmon (4), Jer'Marques Bailey (4), Greg Brown (4), Leke Asenuga (3),

NEW MEXICO VS. UTAH STATE COMPARISON

UNM	Category	USU
12.4	Points Per Game For	31.9
27.8	Points Per Game Against	27.8
149	First Downs	266
416	Rushing Attempts	458
1334	Rushing Yards	1713
3.2	Average Per Rush	3.7
121.3	Average Per Game	155.7
5	Rushing TDs	10
131-241-8	Passing (Comp-Att-Int)	238-404-12
54.5	Completion Pct	58.9
1284	Passing Yards	3333
116.7	Average Per Game	303.0
9	TD Passes	30
2618	Total Offense	5046
4.0	Avg. Per Play	5.9
238.0	Avg Per Game	458.7
17-10	Fumbles-Lost	15-7
-0.36	Turnover margin/game	-0.27
76-37.0	Punts-Net Avg	39-41.4
38/154 (25%)	Third Down Conversion	82/182 (45%)
7/19 (37%)	Fourth Down Conversion	13/27 (48%)
29:22	Average time of possession	29:42
22-165	Sacks-Yards	23-156

Lobos in the NCAA (2021)

Stat	Rank	Value
Total Offense	130	239.4
Rushing Offense	105	122.6
Passing Offense	127	116.7
Team Passing Efficiency	125	104.80
Scoring Offense	130	12.4
Total Defense	47	356.1
Rushing Defense	59	145.7
Passing Yards Allowed	36	210.4
Team Passing Efficiency Defense	29	123.18
Scoring Defense	80	27.8
Turnover Margin	T-102	-0.45
3rd Down Conversion Pct	129	0.247
4th Down Conversion Pct	120	0.368
3rd Down Conversion Pct Defense	67	0.387
4th Down Conversion Pct Defense	T-120	0.714
Red Zone Offense	130	0.625
Red Zone Defense	110	0.897
Net Punting	99	37.21
Punt Returns	8	14.69
Kickoff Returns	34	23.92
First Downs Offense	130	149
First Downs Defense	T-42	208
Fewest Penalties Per Game	T-93	6.91
Fewest Penalty Yards Per Game	73	56.18
Time of Possession	84	29:22

(130 teams ranked)

Season Honors

Terry Wilson

Johnny Unitas Golden Arm Watch List
Mountain West Offensive Player of the Week (vs. NMSU)
Manning Award National Quarterback of the Week (vs. NMSU)

Kyle Stapley - C

Preseason All-Mountain West Phil Steele (2nd team)
Preseason PFF All-Mountain West (3rd team)

Jerrick Reed II - S

Preseason All-Mountain West Phil Steele (1st team)
Preseason PFF All-Mountain West (honorable mention)

Patrick Peek - S

Preseason Earl Campbell Tyler Rose Watch List

Devin Sanders - LB

Preseason All-Mountain West Phil Steele (4th team)

Austin Cook - G

Preseason PFF All-Mountain West (3rd team)

Isaak Gutierrez - G

Preseason PFF All-Mountain West (honorable mention)

Isaiah Chavez - QB

Mountain West Freshman of the Week (11/1)

Cody Moon - LB

Burlsworth Nominee List (11/3)

Aaron Dumas - RB

Mountain West Freshman of the Week (11/15)

Defensive Line: Kyler Drake (3), Ja'Shon Lowery (4), Ian Shewell (4), Keith Alvarado (3), OJ Bartley (3), Omar Darame (3), Jaden Phillips (3)
Linebacker: Alec Marengo (3), Syairst Riley (3), Dion Hunter (3), Cody Moon (3)
Corner: Andrell Barney (4), A.J. Odums (3), Coryon Francis (4), Duece Jones (4)
Safety: Tavian Combs (3), Xavier Hailey (4), Ronald Wilson (3), Quinn Potts (3)

That's 42 players that have contributed this season or last season that can still be on UNM's roster in the 2024 season. The future is bright indeed

A remind of What We Have Lost

Remembrance Day is a day celebrated in many countries, including Canada and in Europe, as a day to remember those who have died in the line of duty. That day is November 11, and many Americans know of this from sports where teams from outside the United States wear poppies somewhere on their uniforms. The baseball reference pages actually put a poppy on each MLB player that has ever served.

In the United States, the country celebrated Veteran's Day on November 11, honoring all who have served. Memorial Day is the day that, in America, we honor those that have made the ultimate sacrifice.

With one game left, Luke Wysong leads the Lobos in all-purpose yards with 717 yards, and Aaron Dumas just moved into second with 658 yards (all rushing). However, it's the guy who is third who got us thinking about the players UNM has lost to injury. Mannie Logan-Greene played just four games (which means he will return for 2022 since he has never redshirted) and he is still third on the team in all-purpose yardage. Logan-Greene had 548 yards of all-purpose yardage this season, averaging 137 yards a game (meaning UNM has lost out on about 822 yards of all-purpose yardage in his absence.

The Lobos have also been without original starting quarterback Terry Wilson, who played in the first six games, but he dislocated his elbow at the end of the San Diego State game, and has suffered a setback and may be out the rest of the season. Wilson threw for 1,058 yards in his six games, including a season-high 381 against New Mexico State.

Since Wilson's injury, UNM has throw for just 198 yards in the subsequent four games.

Between Wilson's offensive production and Logan-Greene's, UNM has been missing 198.8 yards per game on offense. The Lobos, since both have been out, have averaged 205.0 yards per game in the last four games.

Wysong Needs to Go Off

Luke Wysong, as noted above, leads the Lobos with 717 all-purpose yards. He would need 283 yards all-purpose to get to 1,000 for the season (which is possible with kickoff returns and punt returns and stuff, since he does both of those). If he does not get to 1,000, it will mark the fifth straight year a Lobo didn't record 1,000 yards all-purpose, and that would be the longest such stretch in school history.

UNM had four straight years without a 1,000-yard all-purpose player from 1980-1983, from 1963-66, from 1954-57 and from 1946-49.

Wysong is in line to be the first true freshman to lead UNM in all-purpose yardage since Deon Long did it with 1,254 yards all-purpose in 2011. If Wysong doesn't lead UNM and gets caught, this entire note is still true, which is an SID dream really. Another true freshman, Aaron Dumas, is second with 658 yards.

Comb Over

In 2024 when Tavian Combs is in his Super Senior COVID year, please check back to these notes where we proclaim that he might go down as one of the all-time greats at UNM. The sophomore has now played 16 games, making him eligible for the active career leader lists in the NCAA, and lookie-here ... Combs is 13th in tackles per game at 7.47 tackles. Combs missed his first game of his career against Fresno State, but he returned and had nine tackles against Boise State.

Also note that he is listed as a sophomore while Louisiana Tech and Oregon list their guys as freshmen even though they lettered last year and they really are sophomores (thanks everyone for not being able to agree on anything).

Regardless, Combs is already on this list as a sophomore, and he figures to stay here for a long time. Here is the top 15 in the FBS.

Turnover Table

2020	Takeaways	Pts.	Giveaways	Pts.
at CSU	-	-	-	-
SJSU	0	0	1	7
at HAW	3	10	1	0
NEV	1	3	1	7
at AF	3	0	2	7
at USU	2	3	2	7
WYO	3	0	2	3
FS	1	7	0	0
Total	13	23	9	31

UNM Turnover Margin: +4

UNM TO Scoring Margin: -8 (UNM 5-of-13, Opp 5-of-9)

2021	Takeaways	Pts.	Giveaways	Pts.
HBU	3	10	1	0
NMSU	2	7	0	0
at TAMU	1	0	1	0
at UTEP	1	3	2	0
AF	0	0	3	10
at SDSU	1	7	2	0
CSU	0	0	3	13
at WYO	2	7	0	0
UNLV	2	0	3	17
at FS	1	0	1	7
at BSU	1	0	2	10
USU				
Total	14	34	18	57

UNM Turnover Margin: -4

UNM TO Scoring Margin: -23 (UNM 6-of-14, Opp 11-of-18)

Associated Press Poll (11/21/21)

Pl.	Team (First-place votes)	Record	Pts.	Prev.
1.	Georgia (62)	1,550	1	11-0
2.	Ohio State	1,434	5	10-1
3.	Alabama	1,423	2	10-1
4.	Cincinnati	1,416	3	11-0
5.	Notre Dame	1,262	6	10-1
6.	Michigan	1,246	8	10-1
7.	Oklahoma State	1,209	9	10-1
8.	Ole Miss	1,060	10	9-2
9.	Baylor	1,046	11	9-2
10.	Oklahoma	1,001	12	10-1
11.	Oregon	849	4	9-2
12.	Michigan State	778	7	9-2
13.	BYU	771	14	9-2
14.	Texas A&M	628	16	8-3
15.	UTSA	583	15	11-0
16.	Utah	561	24	8-3
17.	Iowa	538	18	9-2
18.	Wisconsin	517	19	8-3
19.	Houston	516	17	10-1
20.	Pittsburgh	445	20	9-2
21.	Wake Forest	344	13	9-2
22.	San Diego State	273	23	10-1
23.	Louisiana	246	22	10-1
24.	NC State	141	25	8-3
25.	Arkansas	105	21	7-4

Others receiving votes: Clemson 101, Mississippi State 44, Penn State 26, Appalachian State 24, Kentucky 10, Purdue 3

USA Today Coaches Poll (11/21/21)

Pl.	Team (First-place votes)	Record	Pts.	Prev.
1.	Georgia (62)	11-0	1550	1
2.	Alabama	10-1	1450	2
3.	Ohio State	10-1	1428	4
4.	Cincinnati	11-0	1388	3
5.	Notre Dame	10-1	1258	6
6.	Michigan	10-1	1250	7
7.	Oklahoma State	10-1	1210	9
8.	Mississippi	9-2	1049	10
9.	Oklahoma	10-1	1010	11
10.	Baylor	9-2	977	13
11.	Oregon	9-2	864	5
12.	Iowa	9-2	722	14
13.	Michigan State	9-2	698	8
14.	Texas A&M	8-3	683	16
15.	Brigham Young	9-2	675	15
16.	Houston	10-1	572	17
17.	Pittsburgh	9-2	507	19
18.	Wisconsin	8-3	485	20
19.	Utah	8-3	478	25
20.	Texas-San Antonio	11-0	475	18
21.	Wake Forest	9-2	404	12
22.	San Diego State	10-1	257	23
23.	Louisiana-Lafayette	10-1	236	21
24.	North Carolina State	8-3	196	24
25.	Kentucky	8-3	91	NR

Others receiving votes: Arkansas (7-4) 67; Clemson (8-3) 56; Mississippi State (7-4) 42; Penn State (7-4) 22; Appalachian State (9-2) 20; Purdue (7-4) 10; Coastal Carolina (9-2) 9; Air Force (8-3) 9; Oregon State (7-4) 2

Rank	Player	Div	CL	Pos	Games	Solo	Assisted	Total Tackles	Total/Game
1	Carlton Martial , Troy	FBS	Jr.	LB	46	196	239	435	9.46
2	Tyler Grubbs , Louisiana Tech	FBS	Fr.	LB	21	88	102	190	9.05
3	Jackson Mitchell , UConn	FBS	Jr.	LB	21	77	100	177	8.43
4	Kyle Harmon , San Jose St.	FBS	Sr.	LB	40	170	158	328	8.20
5	Storey Jackson , Liberty	FBS	Sr.	LB	25	105	99	204	8.16
6	Colin Schooler , Texas Tech	FBS	Sr.	LB	57	301	161	462	8.11
7	Payton Wilson , NC State	FBS	So.	LB	23	95	87	182	7.91
8	Bumper Pool , Arkansas	FBS	Sr.	LB	42	128	203	331	7.88
9	Jahad Woods , Washington St.	FBS	Sr.	LB	54	228	187	415	7.69
10	Reed Blankenship , Middle Tenn.	FBS	Sr.	S	53	256	149	405	7.64
11	Jalen Catalon , Arkansas	FBS	So.	DB	20	76	75	151	7.55
12	Bubba Arslanian , Akron	FBS	Sr.	LB	34	127	128	255	7.50
13	Tavian Combs , New Mexico	FBS	So.	DB	17	63	64	127	7.47
14	Noah Sewell , Oregon	FBS	Fr.	LB	18	63	71	134	7.44
15	Nate Landman , Colorado	FBS	Sr.	LB	47	245	104	349	7.43

Being Efficient

The definition of being efficient is, according to Webster, to "achieve maximum productivity with minimum wasted effort". Now if you ask Danny Gonzales or Rocky Long if their defense is being efficient, they would very politely in their own special way so that they weren't (Rocky's answer certainly would be a little more gruff).

However, according to the passing efficiency defense statistics, well, UNM's defense is being awfully efficient, especially when it comes to passing efficiency.

The Lobo defense this season is allowing just 210.4 yards per game through the air with a completion percentage of just 54.9 completion percentage. UNM has also allowed just 14 passing touchdowns, and opponents have a passing efficiency of 123.7 for the season.

While the final three games against Fresno State behind and Boise State and Utah State coming up, those efficiency numbers will certainly put all of this to the test with their high-flying passing offenses.

UNM's 123.2 defensive passing efficiency is good for 33rd nationally, and that is a tremendous improvement from years past.

The Lobos ranking of 33 means it is the first time since the 2008 season that UNM is in the top half of the FBS since the 2008 season, when UNM finished 46th in defensive passing efficiency.

Since that time, UNM has finished in triple digits in every season, including last in 2011 and 2013, and in the bottom five in 2019 and 2012.

Below is the entire chart dating back to the 2008 season

Year	Effic.	Ranking	Out of
2021	123.2	29	130
2020	162.9	120	130
2019	166.6	128	130
2018	144.6	104	130
2017	146.1	109	130
2016	146.9	113	128
2015	141.1	102	128
2014	141.0	109	128
2013	172.2	125	125
2012	156.3	121	124
2011	165.0	120	120
2010	153.1	111	120
2009	155.5	114	120
2008	131.5	46	119

Defensive Improvements

The Lobos were ranked 116th out of 127 in passing defense in 2020, and currently UNM is 36th (out of 130) in passing defense.

Field Goal Defense Needs Work...But it Is Better

Lobo opposing kickers have gone 22-for-27 on the season, a 81.5% mark. UNM is 8-for-13 on the year, which is just 61.5%. For UNM, the 81.5% success rate for its opponents isn't great (it's 101st nationally), but it is an improvement from last season. In 2020, UNM opponents went a perfect 10-for-10, and since October 19, 2019, Lobo opponents have gone 35-for-40, making 87.5% of field goals.

The 22 field goals allowed is the second-most in the NCAA, behind only Toledo, who have allowed 26 field goals.

Numerology

11.8%

The percentage of non-offensive touchdowns allowed by UNM this season, as four of the 34 TDs allowed have been scored by opposing defenses (1) or punt units (3). UNM's team PPG allowed is 27.8, but the defense's PPG is 25.3.

Career Starts

OFFENSE

QB's	'16	'17	'18	'19	'20	'21	Total
2 Terry Wilson	6
6 Isaiah Chavez	5
7 Bryson Carroll	3
11 C.J. Montes	1
16 Connor Genal	1

RB's	'16	'17	'18	'19	'20	'21	Total
34 Bobby Cole	11
22 Aaron Dumas	5
4 Bobby Wooden	3

TE's	'16	'17	'18	'19	'20	'21	Total
5 Kyle Jarvis	12
19 Trace Bruckler	3
41 Connor Witthoft	1
89 Conner Kinslow	1

WR's	'16	'17	'18	'19	'20	'21	Total
17 Emmanuel Logan-Greene	11
87 Andrew Erickson	10
10 Trae Hall	7
3 Jace Taylor	7
18 Zarak Scruggs, Jr.	7
15 Luke Wysong	6
81 Elijah Queen	3
24 Keyonta Lanier	1
82 Austin Erickson	1
13 Clay Boone	1

OL	'16	'17	'18	'19	'20	'21	Total
64 Kyle Stapley	42
73 Cade Briggs	24
56 Austin Cook	18
67 Isaac Gutierrez	16
66 Jacob Jankoviak	7
71 Ben Davis	4
55 Radson Jang	4
59 Jack Buford	2
68 Shanco Matautia	2

DEFENSE

DL	'16	'17	'18	'19	'20	'21	Total
95 Jake Saltonstall	17
98 Joey Noble	17
54 Langston Murray	10
99 Ben Gansallo	8
51 Bryce Santana	3
97 Justin Harris	1
93 Jaden Phillips	1
90 O.J. Bartley	1

LB's	'16	'17	'18	'19	'20	'21	Total
19 Devin Sanders	14
30 Ray Leutele	11
36 Sylaire Riley	10
44 Reco Hannah	2
42 Dion Hunter	2

DB's	'16	'17	'18	'19	'20	'21	Total
8 Donte Martin	25
9 Jerrick Reed II	24
7 Tavian Combs	16
3 Patrick Peek	12
96 Corey Hightower	12
2 Tony Collier, Jr.	8
14 Ronald Wilson	7
4 Shaddrick Lowery	2
26 Nic Wilson	1
12 Antonio Hunt	1

Lobos in the NFL

Jason Sanders **Miami Dolphins** **Kicker**
Sanders is in his fourth season with Miami after getting drafted in the seventh round by Miami. Over his first three seasons he was 100-for-102 on extra points in his career and 77-for-89 on field goals, with a long of 56. He has hit 168 of 232 kickoffs for touchbacks. He was named to the PFWA 2018 All-Rookie Team and is Miami's all-time leader in field goal accuracy. He has four game-winning field goals in the final two minutes and in overtime, and he also has a touchdown reception in his career. He led the NFL in field goals and points in 2020.

Corey Bojorquez **Green Bay Packers** **Punter**
Bojorquez is in his first season with Green Bay after his first three with Buffalo. He spent the 2018 camp with New England after earning an invite to tryout camp and then getting signed to a free agent contract. He then signed a free agent contract with the L.A. Rams, but was traded to Green Bay right before the 2021 season. He has played in 40 career games with a 45.0 career average. In 2020 Bojorquez led the NFL with a 50.0-yard average, just the fourth 50.0-yard average in NFL history.

He's Come A Long Way from Nearly Winning the Nobel Prize

Joey Noble has turned in a First Team All-Mountain West-type of season. Noble leads the Mountain West in tackles for loss with 15.5 total and an average of 1.55 tackles for loss per game. Noble's 64 tackles is also good for third on the team as well.

Noble's 15.5 tackles for loss per game are sixth nationally, and he is second among non-Power 5 schools. All of this is pretty good for a guy who mistakenly had his last name misspelled as "NOBEL" instead of "NOBLE" in a road game in 2019.

Rank	Player	Cl	Pos	G	STFL	ATFL	Tackle Yds	TTFL	TFLPG
1	Will Anderson Jr., Alabama (SEC)	So.	LB	11	24	5	111	26.5	2.4
2	Devin Lloyd, Utah (Pac-12)	Jr.	LB	11	19	4	89	21.0	1.9
3	Leo Chenal, Wisconsin (Big Ten)	Jr.	LB	9	11	7	72	14.5	1.6
4	Andre Carter II, Army (FBS Independent)	Jr.	LB	10	14	3	85	15.5	1.6
5	Jermaine Johnson, Florida St. (ACC)	Sr.	DE	11	15	4	81	17.0	1.5
5	Javon Solomon, Troy (Sun Belt)	Fr.	DE	11	13	8	84	17.0	1.5
7	Arnold Ebiketie, Penn St. (Big Ten)	Sr.	DE	11	14	4	77	16.0	1.5
8	Joey Noble, New Mexico (Mountain West)	Sr.	DL	11	12	7	46	15.5	1.4
9	Vince Sanford, Air Force (Mountain West)	Jr.	LB	11	14	2	109	15.0	1.4
9	Kivon Bennett, Arkansas St. (Sun Belt)	Jr.	DL	11	12	6	64	15.0	1.4
9	Scott Patchan, Colorado St. (Mountain West)	Sr.	DL	11	12	6	82	15.0	1.4

Noble's 15.5 tackles for loss are the most by a Lobo since the 2009 season when Jonathan Rainey registered 15.5 tackles for loss. Tyler Donaldson in 2007 also had 15.5 tackles for loss. Next up is Zach Rupp who had 16.0 in 2003.

And A Freshman Shall Lead Them

For the ninth time in 10 games, a freshman led the Lobos in rushing. Aaron Dumas turned the trick in eight games and Isaiah Chavez led the team in rushing against Wyoming.

Dumas is on the way to leading the Lobos in rushing, and he is averaging 5.1 yards per carry, which also leads the team. He has 622 yards on the season and a 276-yard lead on Bobby Cole who is second.

Here is the thing ... it's not just rushing. Nope, anywhere you look on offense, there are freshmen contributing as over six categories and 60 possible leaders on offense, a freshman has led in 30 of the categories. Here are the answers to the Jeopardy! category of "Did a Freshman Lead Them?"

Stat	HBU	NMSU	at TAMU	at UTEP	AFA	at SDSU	CSU	at WYO	UNLV	at FS	at BSU	USU	Total
Rushing Yards	Dumas	No	Dumas	Dumas	Dumas	Dumas	Dumas	Chavez	Dumas	Dumas	Dumas	Dumas	10
Passing Yards	No	No	No	No	No	No	Montes	Chavez	Montes	Chavez	No	No	4
Receptions	Wysong	No	No	No	Wysong	Wysong	No	No	Bruckler	Bruckler	Bruckler	Bruckler	6
Receiving Yards	Lanier	No	No	No	Wysong	Wysong	No	No	Bruckler	Bruckler	Bruckler	Bruckler	6
KOR Yards	No	No	No	Wysong	No	Wysong	Wysong	No	Wysong	No	No	No	4
PR Yards	No	No	No	No	No	No	Wysong	Wysong	Wysong	No	No	No	3

Rodriguez and the Weird Leg Massage Thingy

So one of the things that has come about in the last two years or so is this very odd handheld leg massager. A cursory look at Amazon shows they can be had anywhere from \$59 to super fancy ones that go for \$160, and promise to release lactic acid and have things like 60 lbs of "maximum strike force". Also of note is when you look those things up on Amazon all of your Facebook ads are for those odd handheld leg massagers, but Facebook doesn't track us. Ever. At all. (Note: Meta doesn't track us either. Ever. At all.)

Aaron Rodriguez might ask to store on of the training room's deep tissue massagers in his locker.

Rodriguez has now punted 74 times this season for a 42.9-yard average. Of those 74 punts, he has six touchbacks, 32 fair catches, 10 50-yarders and 15 inside the 20.

The 42.9 yard average won't get Rodriguez onto the single-season charts just yet (he would need to average 44.0 yards per punt to do that, but he is getting a nice head start on the career mark. He still needs to get to 100 career punts, but the 42.9 yard average would be a top-five average all-time at UNM.

Corey Bojorquez of the Green Bay Packers has the career mark for punting average at UNM with a 45.15 average.

Rodriguez is on pace for 81 punts on the season, and it would be the most punts in a season by a Lobo since Ben Skaer punted 85 for the Lobos in 2011. He would become just the sixth Lobo to ever punt 80 or more times in a season. Bob Ferguson in 1981 has the all-time record with 93 punts.

More Noble Stats

Joey Noble has been all over the field for the Lobos, and certainly he has made a living of hanging out in the opponent's backfield. According to Pro Football Focus, Noble has 43 total pressures including 13 hits on the quarterback. Those 13 hits are third among all edge rushers in the FBS, behind the 16 hits picked up by San Diego State's Cameron Thomas and 15 by Troy Hairston II of Central Michigan.

Noble had 18 tackles against Air Force, and that total is still good for a tie for the fifth-most in a single game this season.

Interesting Stat

1

That's the number of times in 18 games in the Danny Gonzales era that the Lobos didn't open the game with the ball. UNM has elected to receive every time they have won the toss, and only Houston Baptist didn't defer when winning the opening coin toss.



Future Schedules

2022

9/3 - Maine
9/17 - UTEP
9/24 - at LSU
TBA - at New Mexico State

2023

9/2 - at Texas A&M
9/9 - Tennessee Tech
TBA - New Mexico State

2024

8/24 - Montana State
8/31 - at Arizona
9/14 - at Auburn
TBA - at New Mexico State

2025

8/30 - at Michigan
9/6 - Idaho State
9/13 - at UCLA
TBA - New Mexico State

2026

9/19 - at Oklahoma
TBA - at New Mexico State

2027

9/11 - at Oregon State
9/18 - at Texas A&M
TBA - New Mexico State

2028

9/9 - Oregon State
TBA - at New Mexico State

Rank	Player	Cl	Pos	vs. Opponent	Game Date	TT
1	Bryson Armstrong, UCF (AAC)	Sr.	LB	Navy	10/02/2021	22
2	Chris Bergin, Northwestern (Big Ten)	Sr.	LB	Minnesota	10/30/2021	19
	Luke Reimer, Nebraska (Big Ten)	So.	LB	Purdue	10/30/2021	19
	Baylon Spector, Clemson (ACC)	Sr.	LB	NC State	09/25/2021	19
5	Joey Noble, New Mexico (Mountain West)	Sr.	DL	Air Force	10/02/2021	18
	Carlton Martial, Troy (Sun Belt)	Jr.	LB	App State	11/20/2021	18
	Kyle Harmon, San Jose St. (Mountain West)	Sr.	LB	Utah St.	11/13/2021	18
	Ivan Pace Jr., Miami (OH) (MAC)	Jr.	LB	Ohio	11/02/2021	18
	Jacquez Jones, Kentucky (SEC)	Sr.	LB	Mississippi St.	10/30/2021	18
	KD Davis, North Texas (C-USA)	Sr.	LB	Rice	10/30/2021	18
	James Skalski, Clemson (ACC)	Sr.	LB	Pittsburgh	10/23/2021	18
	Damone Clark, LSU (SEC)	Sr.	LB	Ole Miss	10/23/2021	18
	Austin Ajiaka, UNLV (Mountain West)	Sr.	LB	Utah St.	10/16/2021	18
	Carlton Martial, Troy (Sun Belt)	Jr.	LB	Texas St.	10/16/2021	18
	Jack Campbell, Iowa (Big Ten)	Jr.	LB	Colorado St.	09/25/2021	18
	JJ Russell, Memphis (AAC)	Sr.	LB	UTSA	09/25/2021	18

New Guys

Of UNM's 82 players that played in 2021, 27 have made their Lobo debuts, which is 32.9%. Last year, 10 true freshmen made their Lobo debuts in the season opener and this season UNM cut that in half, using just five in the opener.

Overall, the Lobos used a ridiculous 20 true freshmen in 2020 (kind of appropriate, no?) but this year that number at this point through 10 games is just 12. Here are all of the Lobos who made their debuts in the Cherry and Silver so far is 2021.

Seniors (2): Terry Wilson, Isaiah Perez

Juniors (1): Zarak Scruggs, Jr.

Sophomores (3): Aaron Rodriguez, Clay Boone, Jack Buford, Peyton Dixon

Freshmen (18): Ronald Wilson, Alec Morenco, Trace Bruckler, Andrell Barney, Jr., A.J. Odums, Aaron Dumas, Keyonta Lanier, Duece Jones, Kyler Drake, Jared Long, Caleb Marra, Cody Moon, Joah Flores, Jeffrey Blake, Jaden Phillips, Simon Gay, C.J. Montes, Isaiah Sillemon, Coryon Francis, Xavier Hailey

Fun Fact

47

The number of freshmen and sophomores that have played for New Mexico this season. Included in that is a punt return unit that at had seven true freshmen (Wysong, Phillips, Bruckler, Dumas, Marenco, R. Wilson and Francis).

I Mean I Guess Why It's Called The Spread

The Lobos have certainly spread the ball around this season as 17 Lobos this season have caught passes. It got us wondering if 17 was a lot of guys to spread passes around, and where does that rank in UNM history.

Turns out, it was a good question to ask. The 17 receivers to have caught a pass this season is tied for the second-most in the history of the program, behind only the 1997 WAC Division title team, that had 18 players catch a pass. Here is the full list:

Year Players w/ catch

1997	18
2021	17
1999	17
1991	17
2019	16
2018	16
2009	16
1996	16
1985	16

Quick Change

Quick change artists might be fun to see in Vegas or on Americas Got Talent, but Lobo fans love to see the quick change artists that is the Lobo defense. UNM has suffered 16 turnovers all season including 12 in Lobo territory. Now, this started out great as on the first nine turnovers, UNM allowed just two scores. However, Lobo opponents have scored on each of the last seven turnovers, the last six of which have all been inside the Lobo 35 yard line (also known as, field goal range)

Opponent	TO	Where	Plays-Yards	Result
Houston Baptist	Fumble	HBU 42	3-(-2)	Punt
Texas A&M	Interception	UNM 20	4-0	Missed FG
UTEP	Fumble	UNM 28	4-(-5)	Missed FG
UTEP	Interception	UNM 42	8-13	Missed FG
Air Force	Fumble	UNM 41	10-28	Field Goal
Air Force	Fumble	UNM 33	8-33	Touchdown
Air Force	Interception	AFA 25	4-9	Game
San Diego State	Fumble	UNM 34	4-8	Downs
San Diego State	Interception	SDSU 1	3-25	Half
Colorado State	Interception	CSU 28	12-72	Touchdown
Colorado State	Fumble	UNM 23	4-(-4)	Field Goal
Colorado State	Interception	UNM 10	4-7	Field Goal

Lobo Graduates

The Lobos have 14 players on the current roster that have already graduated from UNM and are either working on a second bachelor's degree or a master's degree.

Austin Cook
Ben Davis
Adam Gay
Mannie Logan-Greene
Corey Hightower
Jacob Jankoviak
Kyle Jarvis
Langston Murray
Patrick Peek
Davin Sanders
Kyle Stapley
George Steinkamp
Terry Wilson
Josh Woisin

Additionally, three players from last year are medically disqualified and now student-assistants. All three already have their degrees.

Brandt Hughes
Tevaka Tuioti
Bryson Carroll

Series History vs. Utah State

A four-game winning streak for Utah State has given the Aggies a 14-13 lead in the series. New Mexico leads the series 9-6 in Albuquerque, and Utah State leads 8-4 in Logan.

Opponent	Site	Score
11/26/2020	Logan, UT	L 27-41
11/30/2019	Albuquerque, NM	L 38-25
10/27/2018	Logan, UT	L 19-61
11/4/2017	Albuquerque, NM	L 10-24
11/12/2016	Logan, UT	W 24-21
11/7/2015	Albuquerque, NM	W 14-13
11/15/2014	Logan, UT	L 21-28
10/19/2013	Albuquerque, NM	L 10-45
10/4/2003	Albuquerque, NM	W 34-7
10/19/2002	Logan, UT	L-OT 44-45
9/12/1998	Albuquerque, NM	W-OT 39-36
9/20/1997	Logan, UT	W 25-22
9/17/1966	Albuquerque, NM	W 17-8
10/17/1964	Albuquerque, NM	L 3-14
10/12/1963	Logan, UT	L 14-47
10/13/1962	Albuquerque, NM	W 14-13
10/14/1961	Logan, UT	L 7-41
10/15/1960	Albuquerque, NM	L 7-46
10/10/1959	Logan, UT	W 28-6
10/11/1958	Albuquerque, NM	W 34-14
10/12/1957	Logan, UT	W 14-10
9/29/1956	Albuquerque, NM	W 27-19
10/8/1955	Logan, UT	L 0-18
10/2/1954	Albuquerque, NM	L 0-6
9/26/1953	Logan, UT	L 0-6
12/6/1952	Albuquerque, NM	W 28-0
12/1/1951	Albuquerque, NM	W 17-13

UNLV	Fumble	UNM 4	1-4	Touchdown
UNLV	Fumble	UNM 26	6-26	Touchdown
UNLV	Fumble	UNM 35	8-26	Field Goal
Fresno State	Interception	UNM 31	6-31	Touchdown
Boise State	Fumble	BSU 44	2-56	Touchdown
Boise State	Interception	BSU 20	8-56	Field Goal

On 11 quick changes in UNM territory, the Lobos have allowed just 30 points and just 136 yards on 61 plays.

Shelley Stays in Fourth

Andrew Shelley and George Steinkamp for the second year in a row waged a pretty good kicking competition, but after losing the competition in 2020, Shelley served as the opening day place kicker, just as he had in 2018 and 2019.

Shelley didn't get into the game Saturday, leaving him 8-for-12 on the year and keeping his career percentage at 73.0%, and he is sixth in career percentage.

CAREER FIELD GOAL ACCURACY

Pct.	Player (FGM-FGA)	Year
1. 82.9	John Sullivan (29-35)	2004-07
2. 81.8	Vladimir Borombozin (27-33)	2000-01
3. 80.5	Kenny Byrd (33-41)	2002-06
4. 75.0	Rick Walsh (18-24)	1987-88
5. 73.2	Bob Berg (41-56)	1973-75
6. 73.0	Andrew Shelley (27-37)	2018-present
7. 71.4	Jason Sanders (25-35)	2014-17
8. 70.7	Wes Zunker (29-41)	2001-04
9. 68.3	Colby Cason (41-60)	1995-97
10. 68.2	James Aho (45-66)	2008-11

Seriously, Remember When Our Defense Was Bad?

There was a time, in the era when Rocky Long was at San Diego State and Danny Gonzales was at Arizona State and San Diego State and masks were only worn by bad singers on FOX that the Lobo defense was ... well, it was not very good.

But that was then, and this is now, and the Lobo defense is ... well, it's pretty good. UNM's defense is allowing an average of 27.8 points per game, and as noted, it's really 25.3 except for the four non-offensive touchdowns allowed. The Lobo defensive output right now would be the best points per game allowed mark since 2008, when the Lobos were allowing just 22.8 points per game over the course of the season.

Who was on the sidelines for that 2008 season? Rocky Long and Danny Gonzales. In the 11 seasons between their departure and their return, the best defensive effort was in 2015, when UNM allowed 28.4 points per game on the way to the New Mexico Bowl.

Last season's 32.6 points per game allowed (reminder, UNM didn't practice in the fall until the season started) was only bettered four times since that 2008 season. In the seasons that Long and Gonzales left UNM after 2008, the team allowed an average of 35.9 points a game from 2009-2019, covering 135 games. The team also allowed 40 or more points 50 times in 135 games. Since Gonzales became the coach, it's happened just once in the first 18 games, and barely once at that as Utah State scored 41 last year.

Honoring Santiago and Urlacher

When you don't have a home game in forever, you can think up a lot of cool things. That's exactly what Danny Gonzales did one day while looking out his office window at the five jersey numbers on the stadium facade, four of which were retired. That's past tense. In a nod to the traditions of the past, and a bridge between that past and the present, Gonzales talked with the owners (or in one case, family) of those retired numbers, and came up with a brilliant idea.



Two of those numbers are now officially "unretired", and those are 42, worn by Bobby Santiago, and 44, worn by Brian Urlacher. Santiago, someone Gonzales looked up to (and who still comes around to practices) was perhaps the greatest football player to come out of the metro area.

So, each season, one metro area player will be selected to wear Santiago's 42. This year, Dion Hunter of Rio Rancho will switch from 41 to 42 and wear the Santiago jersey. Urlacher, the best football player to come out of UNM and a native of Lovington, was a ferocious defender who did it all. Each year, one defensive player will be selected that best exemplifies how Urlacher played on the field for the Lobos. This year, Reco Hannah will switch from 23 to 44 and wear the Urlacher jersey.

#NeverForget (Because we know we won't...)

The story of the 2020 season wasn't UNM's record, quarterback injuries or anything else. It was about doing something that no college football team had ever been asked to do, and the team has been doing it while under the tutelage of an entirely new coaching staff in a world-wide epidemic. That might seem a bit dramatic, but honestly, what UNM did was unprecedented.

Percentage Stat

62.5%

Percentage of touchdowns scored by players that were recruited by the current staff. 10 of UNM's 16 touchdowns have been scored by Gonzales recruits, including six accounted for by three true freshmen (Bruckler, Dumas, Wysong).

Interesting Stat

4,410

That's the number of days since UNM's last blocked punt (October 31, 2009 to Saturday's upcoming game). The Lobos have the longest streak in the FBS. Navy blocked a punt on October 2 against UCF, its first since October 4, 2008 against Air Force.

Birthday Chart

August

Date	Player/Coach	Age
26	Mannie Logan-Greene	23
30	Tavian Combs	19

September

Date	Player/Coach	Age
1	Josh Howes	18
4	Radson Jang	25
8	Isaak Gutierrez	21
8	Ja'Shon Lowery	20
9	Vincent Santos	21
13	Antonio Hunt	22
14	Shaddrick Lowery	24
15	CJ Boone	21
15	Aaron Dumas	19
16	Dion Hunter	21
17	JD Roberts	19
18*	CJ Montes	19
19	Connor Genal	21
19	Trace Bruckler	19
22	Corey Hightower	24
26	Jared Long	21
30	Caleb Marra	20

October

Date	Player/Coach	Age
8	Ronald Wilson	18
10	Isaiah Chavez	20
17	Jake Saltonstall	21
18	Tony Collier	24
19	Keith Alvarado	20
26	Quinn Potts	19
26	Chad Alexander	22
26	Brandt Hughes	24
27	Troy Sicaeros	20
30	Greg Brown II	20

November

Date	Player/Coach	Age
1	Jordan Guidry	19
6*	Jeffrey Blake	21
6*	Bryce Santana	20
10	Larry Luna	19
15	Arrison Cole	19
19	Syair Riley	19
20*	Kyle Jarvis	24
20*	Kyle Stapley	26
29	Trae Hall	22

*denotes game on that date

Oldest Lobo: Kyle Stapley (11/20/1995)

Youngest Lobo: Ronald Wilson (10/8/2003)

UNM lived at the Hilton Lake Las Vegas from November 2 through December 13, spending 43 days there in the same hotel where the Jersey Shore Reunion was held. Force to figure out things on the fly, UNM and head coach Danny Gonzales got pretty creative.

UNM brought free weights and had a make-shift weight room in a cordoned off ballroom, the team had its pregame meals (and its Thanksgiving meal) in an former casino at the hotel that had been turned into a dining hall (although UNM wasn't allowed to have the entire in there at the same time due to the local health ordinances, so the team ate in waves). The team performed walk-throughs in the fourth floor of the adjacent parking garage. There was also hydro-therapy with the training staff in the pool at times reserved for such things, and even head coach Danny Gonzales' TV Show was been taped in various parts of the hotel from his room to a hallway, where a visiting family and their dog made a cameo appearance in the background.

UNM's "meeting room" was the grand ballroom, that has three projectors in three of the different corners and sides of it. What there wasn't was a partition or divider, which made simultaneous meetings both interesting and loud. UNM didn't play all seven games last year on the road as they played four on the road and three neutral games, so all seven were played outside of its home state. When was the last time a team played at least a seven-game schedule with no home games and no games in its home state?

Never. It had never happened. No one had been asked to do it, probably because no teams in their right mind would have willingly said yes to that proposition. Now, when was the last time a team played at least a seven-game schedule with no home games? Well, the answers are nearly 100 years apart.

In 2005 due to Hurricane Katrina, the Tulane Green Wave couldn't play in New Orleans, and they had their six home games moved to, in order, Shreveport (Mississippi State), Baton Rouge (SE Louisiana), Lafayette (Houston), Ruston (UTEP), Mobile, Ala. (Marshall) and Monroe (Tulsa). Those all counted as home games for the Green Wave however and five of those were still home games in Louisiana, and they were at worst, neutral games although Tulane sold tickets and received ticket revenue. Also, technically Idaho played its entire 1999 season outside of its state, but the school at the time moved its home games eight miles away to Washington State's Martin Stadium, but that's where the school sold its season tickets and it was planned out in advance, so that one is just a technicality. Both of those teams at least practiced at home, went to school at home and just traveled for the game, most of those via bus.

The real answer is in Clemson in 1914. That year the Tigers went 5-3-1, playing nine true road games, although three were in the state of South Carolina (at Furman, at South Carolina and at The Citadel).

So it was 106 years ago that a team played an entire schedule of at least seven games all on the road, but no team to this point has ever played that large a schedule completely outside of its own state, as New Mexico did. Sadly, the hashtag #Roadbos didn't catch on, as it should have.

Don't Think Negative, Unless It's Your Rushing Defense

Negativity bias is "our tendency not only to register negative stimuli more readily but also to dwell on these events". Negativity bias when it coming to your rushing defense is also something to dwell on. Against Houston Baptist, UNM allowed -6 yards rushing, and that was the best single-game in the NCAA this season until Minnesota beat Colorado on September 18. Still UNM's -6 is the fifth-best single game mark in the FBS this season.

Rk	Team	vs. Opponent	Game Date	Opp Rush	Rush Yds
1	Clemson (ACC)	UConn	11/13/2021	25	-19
1	Minnesota (Big Ten)	Colorado	09/18/2021	21	-19
3	Western Ky. (C-USA)	FIU	10/23/2021	27	-17
4	Wisconsin (Big Ten)	Purdue	10/23/2021	24	-13
5	Colorado St. (Mountain West)	South Dakota St.	09/03/2021	1	-9
6	New Mexico (Mountain West)	Houston Baptist	09/02/2021	22	-6
7	Georgia St. (Sun Belt)	Arkansas St.	11/20/2021	26	-3
	Auburn (SEC)	Akron	09/04/2021	36	-3
9	Alabama (SEC)	Mississippi St.	10/16/2021	19	-1
	Troy (Sun Belt)	Southern Miss.	09/18/2021	39	-1

Now to the Note That is Buried at the End in the Hopes That FSI's People Stopped reading, but It's Here so at Least We Are Truthful

So we got bored. It is not news that UNM has struggled a bit on offense as UNM's 12.4 points per game is in the country (Vanderbilt is at 129th and they are at 15.3 points per game). UNM would need for Vandy to get shutout and for UNM to score 33 to avoid being last at the end of the season. However, UNM has really scuffled in the second half of games, as UNM has scored just 40 points in the second half of its 11 games ... 27 in the third quarter and 13 in the fourth. UNM has been shutout in the second half six times this season. Here is the second half scoring this year:

Opponent	3rd Q	4th Q	2nd Half Total
Houston Baptist	3	3	6
New Mexico State	3	7	10
at Texas A&M	0	0	0
at UTEP	0	0	0
Air Force	7	3	10
at San Diego State	7	0	7
Colorado State	0	0	0
at Wyoming	0	0	0
UNLV	0	0	0
at Fresno State	7	0	7
Boise State	0	0	0

(Note: Defensive TD)

Unfortunately, we couldn't leave it at that, and curiosity kills cats, not SIDs, so we dug a little deeper.

vs. Ranked Opponents

New Mexico is 6-58 all-time against ranked opponents dating back to the 1940 season. UNM is 4-26 at home vs. ranked opponents, 2-31 on the road and 0-1 on neutral fields. UNM's last win over a ranked opponent was on October 25, 2003 when the Lobos won at No. 23 Utah 47-35. UNM's last win over a top 10 program was also against Utah, a 23-21 win on November 5, 1994. UNM is 1-18 all-time against top-10 teams and 0-5 vs. top-five teams.

Opponent (RK)	Res	Score	Date
Texas Tech (18)	W	19-14	Nov. 30, 1940
at Army (1)	L	0-51	Nov. 11, 1950
Air Force (9)	L	7-45	Nov. 22, 1958
Wyoming (7)	L	6-42	Nov. 11, 1967
at Kansas (8)	L	7-68	Oct. 5, 1968
at Arizona State (9)	L	21-33	Nov. 21, 1968
Arizona State (14)	L	28-60	Oct. 23, 1971
at Arizona State (19)	L	7-60	Nov. 11, 1972
Arizona State (12)	L	24-67	Oct. 6, 1973
Arizona (15)	L	10-15	Sept. 28, 1974
at Arizona State (14)	L	7-41	Oct. 26, 1974
Arizona State (11)	L	10-16	Oct. 11, 1975
at Arizona (17)	W	44-34	Oct. 25, 1975
BYU (19)	L	8-21	Nov. 13, 1976
at BYU (14)	L	19-54	Sept. 30, 1977
at BYU (11)	L	7-59	Oct. 27, 1979
BYU (19)	W	25-21	Sept. 6, 1980
at Missouri (17)	L	16-47	Sept. 13, 1980
at BYU (19)	L	21-66	Oct. 15, 1983
BYU (4)	L	0-48	Oct. 25, 1984
Air Force (18)	L	12-49	Sept. 28, 1985
at Nebraska (13)	L	7-38	Oct. 5, 1985
BYU (9)	L	23-45	Oct. 19, 1985
at Tennessee (10)	L	21-35	Sept. 6, 1986
at BYU (9)	L	30-31	Sept. 13, 1986
BYU (19)	L	3-24	Sept. 2, 1989
Fresno State (23)	W	45-22	Nov. 18, 1989
Arizona (20)	L	10-25	Sept. 15, 1990
at Wyoming (23)	L	22-25	Oct. 13, 1990
at BYU (7)	L	31-55	Oct. 29, 1990
BYU (19)	L	31-34	Sept. 4, 1993
Colorado State (21)	L	31-38	Oct. 1, 1994
Utah (8)	W	23-21	Nov. 5, 1994
Texas Tech (22)	L	7-34	Oct. 28, 1995
at BYU (25)	L	14-17	Sept. 21, 1996
vs. Colorado State (20)	L	13-41	Dec. 6, 1997
BYU (20)	L	7-31	Oct. 16, 1999
BYU (17)	L	20-24	Oct. 13, 2001
at N.C. State (25)	L	14-34	Aug. 24, 2002
at Colorado State (20)	L	14-22	Nov. 23, 2002
at Utah (23)	W	47-35	Oct. 25, 2003
Utah (14)	L	7-28	Oct. 1, 2004
at BYU (23)	L	17-42	Nov. 18, 2006
at BYU (8)	L	3-21	Oct. 11, 2008
Utah (9)	L	10-13	Nov. 1, 2008
at Utah (14)	L	14-45	Nov. 7, 2009
BYU (22)	L	19-24	Nov. 14, 2009
at TCU (4)	L	10-51	Nov. 28, 2009
at Oregon (11)	L	0-72	Sept. 4, 2010
Utah (14)	L	14-56	Sept. 18, 2010
TCU (3)	L	17-66	Nov. 27, 2010
at Arkansas (13)	L	3-52	Sept. 10, 2011
at Boise State (8)	L	0-45	Dec. 3, 2011
at Texas (17)	L	0-45	Sept. 8, 2012
Boise State (24)	L	29-32	Sept. 29, 2012
at Fresno State (15)	L	28-69	Nov. 23, 2013
Arizona State (17)	L	23-58	Sept. 6, 2014
at Colorado State (22)	L	20-58	Nov. 22, 2014
Boise State (19)	L	21-49	Oct. 3, 2016
at Wisconsin (5)	L	14-45	Sept. 8, 2018
Boise State (23)	L	14-45	Nov. 16, 2018
at Notre Dame (7)	L	14-66	Sept. 14, 2019
at Boise State (19)	L	9-42	Nov. 16, 2019
at Texas A&M (5)	L	0-34	Sept. 18, 2021
at San Diego St. (25)	L	7-31	Oct. 9, 2021

The Lobos have scored just 27 points in the third quarter and 13 in the fourth. We went through all 130 FBS Football Team websites to view every single box score (that would be 1,305 box scores if you are counting, and we know that because we sure as heck were counting) and all 130 cumulative stat pages to figure out if UNM's six scoreless second halves were the most in the country, and where the 27 and 13 points rank. We have answers, and we don't like them, but we have them. So, no need to IPRA the office of communications, here you go...

Most scoreless second halves in 2021

New Mexico.....	6
New Mexico State.....	5
Indiana.....	4
UConn.....	4
Colorado.....	4
Rutgers.....	4
Florida Atlantic.....	3
Charlotte.....	3
Wyoming.....	3
Vanderbilt.....	3
Georgia Southern.....	3
Akron.....	3

Fewest Points Scored, 3rd Quarter (Below 30 Pts)

Northwestern.....	26
New Mexico.....	27
Southern Mississippi.....	27
Navy.....	27
UConn.....	28

Fewest Points Scored, 4th Quarter (Below 30 Pts)

New Mexico.....	13
-----------------	----

Fewest Points Scored, Second Half (Below 70 Pts)

New Mexico.....	40
UConn.....	62

On This Date

Thursday, November 26 is the 330th day of the year, and there are 34 days remaining in 2021. Obviously it's Thanksgiving week, so just ahead up that it is National Turkey Free Thanksgiving Day, which is a despicable week as far as we are concerned. This makes more sense for the turkeys, but it's also National Mourning Day, and Pumpkin Pie lovers will surely be disappointed as it's also National Cake Day. UNM is 4-5 all-time on November 26, with every game on this date being played in Albuquerque except for last year.

Date	Opponent	Result	Site
11/26/2020	Utah State	L 27-41	Logan, Utah
11/26/2016	Wyoming	W 56-35	Albuquerque, N.M.
11/26/1977	Utah	W 41-24	Albuquerque, N.M.
11/26/1955	BYU	W 21-16	Albuquerque, N.M.
11/26/1949	West Texas State	L 13-41	Albuquerque, N.M.
11/26/1936	Northern Arizona	W 15-6	Albuquerque, N.M.
11/26/1933	Northern Colorado	L 0-6	Albuquerque, N.M.
11/26/1931	Wyoming	L 2-12	Albuquerque, N.M.
11/26/1925	Western State	L 13-16	Albuquerque, N.M.

Plenty of things have happened on November 26 in history. The Concorde made it's final flight (2003), George W. Bush was finally certified as the winner of Florida's electoral votes three weeks after Election Day, allowing him to win the election over Al Gore (2000), the Delta II rocket makes its maiden flight (1990), Casablanca premieres in New York City (1942), The Toll of the Sea is released as the first general release movie filmed in two-tone color (1922), The National Hockey League is officially formed, never imagining that just 104 years later there would be games featuring the Golden Knights against the Kraken (1917), President Abraham Lincoln announced that the final Thursday of November would be known as the national holiday of Thanksgiving (1863), The University of Notre Dame was founded (1842), George Washington declares November 26, 1789 as Thanksgiving Day (1789, only to be usurped by Lincoln 74 years later) and in it-sounds-like-wrestling-but-it's-not, Vlad the Impaler defeated Basarab Laiota to become the ruler of Wallachia (1476).

Famous people born on November 26 include singer Rita Ora (1990), Facebook co-founder Chris Hughes (1983), singer Natasha Bedingfield (Unwritten, 1981), rapper DJ Khalid (All I Do is Win, 1975), actor Peter Facinelli (Heroes, 1973), goalie Chris Osgood (Detroit Red Wings, 1972), basketball player Shawn Kemp (Seattle Sonics, 1969), baseball player Chuck Finley (California Angels, 1962), sportscaster Harold Reynolds (MLB Network, 1960), broadcaster Jerry Schimmel (1959), race car driver Dale Jarrett (1956), football player Harry Carson (New York Giants, 1953), former football player/coach Art Shell (Oakland Raiders, 1946), music producer Michael Omartian (Peter Cetera, 1945), bassist John McVie (Fleetwood Mac, 1945), ventriloquist Rich Little (1938), singer Robert Goulet (1933), cartoonist Charles M. Schulz (Peanuts, 1922), pitcher Lefty Gomez (New York Yankees, 1908), police officer Bat Masterson (1853) and composer Johann Bach (1604).

Sadly, on this day the world lost founder of Winchell's Donuts Verne Winchell (2002), hockey coach Bob Johnson (Pittsburgh Penguins, 1991), composer/band leader Tommy Dorsey (1956), Walt Disney's mother Flora Disney (1938) and Pope Siricius (399).

SEPT. 2 HOUSTON BAPTIST

SEPT. 11 NEW MEXICO ST.

SEPT. 18 AT TEXAS A&M

SEPT. 25 AT UTEP



OCT. 2 AIR FORCE

OCT. 9 AT SAN DIEGO STATE

OCT. 16 COLORADO STATE

OCT. 23 AT WYOMING



NOV. 6 UNLV

NOV. 13 AT FRESNO STATE

NOV. 20 AT BOISE STATE

NOV. 26 UTAH STATE



QB - #2 Terry Wilson

Date	Opponent	C-A-I	Yds	TD	LG	Rush	Yds	TD	LG
Sept 2	HBU	22-28-0	178	3	47	9	49	0	56
Sept 11	NMSU	26-37-0	381	3	58	7	-2	0	16
Sept 18	at TAMU	10-23-1	33	0	11	9	-14	0	8
Sept 25	at UTEP	16-38-1	160	0	28	9	22	1	12
Oct 2	AFA	14-23-1	179	1	37	7	11	0	15
Oct 9	at SDSU	13-25-1	127	0	28	11	-34	0	8
Oct 16	CSU				Did Not Play				
Oct 23	at WYO				Did Not Play				
Nov 6	UNLV				Did Not Play				
Nov 13	at FS				Did Not Play				
Nov 20	at BSU				Did Not Play				
Nov 26	USU								
TOTAL		101-174-4	1058	7	58	52	32	1	56

#6 Isaiah Chavez

Date	Opponent	C-A-I	Yds	TD	LG	Rush	Yds	TD	LG
Oct 24	at CSU				No Contest				
Oct 31	SJSU				Did Not Play				
Nov 7	at HAW				Did Not Play				
Nov 14	NEV				Did Not Play				
Nov 20	at AFA				Did Not Play				
Nov 26	at USU				Did Not Play				
Dec 5	WYO	5-10-0	55	1	44	7	16	0	10
Dec 12	FS	14-18-0	196	1	49	15	95	1	54
TOTAL		19-28-0	251	2	49	22	111	1	54

2021

Date	Opponent	C-A-I	Yds	TD	LG	Rush	Yds	TD	LG
Sept 2	HBU				Did Not Play				
Sept 11	NMSU				Did Not Play				
Sept 18	at TAMU				Did Not Play				
Sept 25	at UTEP				Did Not Play				
Oct 2	AFA				Did Not Play				
Oct 9	at SDSU				Did Not Play				
Oct 16	CSU	1-1-0	5	0	5	2	-12	0	0
Oct 23	at WYO	10-11-0	112	1	43	16	49	0	19
Nov 6	UNLV	3-3-0	8	1	4	5	23	0	21
Nov 13	at FS	2-7-1	34	0	25	7	14	0	6
Nov 20	at BSU	1-2-0	2	0	2	4	8	0	3
Nov 26	USU								
TOTAL		17-24-1	161	2	43	34	82	0	21
CAREER		36-52-1	412	4	49	56	193	1	54

QB - #7 Bryson Carroll (spent 2017, 2021 as QB, 2018, 2019, 2020 as RB)

Date	Opponent	Rush	Yds	TD	LG	Rec	Yds	TD	LG
Sept 2	ACU				Did Not Play				
Sept 9	NMSU				Did Not Play				
Sept 14	at BSU				Did Not Play				
Sept 23	at Tulsa	1	10	0	10	0	0	0	0
Sept 30	AFA				Did Not Play				
Oct 14	at FS				Did Not Play				
Oct 20	CSU				Did Not Play				
Oct 28	at WYO				Did Not Play				
Nov 4	USU				Did Not Play				
Nov 11	TA&M				Did Not Play				
Nov 17	UNLV				Did Not Play				
Nov 24	at SDSU				Did Not Play				
TOTAL		1	10	0	10	0	0	0	0

2018

Date	Opponent	Rush	Yds	TD	LG	Rec	Yds	TD	LG
Sept 1	UIW				Did Not Play				
Sept 8	at WISC				Did Not Play				
Sept 15	at NMSU				Did Not Play				
Sept 29	LIBERTY				Did Not Play				
Oct 6	at UNLV				Did Not Play				
Oct 13	at CSU				Did Not Play				
Oct 20	FS				Did Not Play				
Oct 27	at USU				Did Not Play				
Nov 3	SDSU				Did Not Play				
Nov 10	at AFA				Did Not Play				
Nov 16	BSU	9	35	0	9	0	0	0	0
Nov 24	WYO	3	4	0	5	0	0	0	0
TOTAL		12	39	0	9	0	0	0	0

2019

Date	Opponent	Rush	Yds	TD	LG	Rec	Yds	TD	LG
Aug 31	SHSU				Did Not Play				
Sept 14	at ND	6	69	1	47	1	7	0	7
Sept 21	NMSU	9	38	0	10	1	5	0	5
Sept 28	at LIBERTY	13	61	0	11	0	0	0	0
Oct 4	at SJSU	5	28	0	28	0	0	0	0
Oct 11	CSU	26	193	1	56	0	0	0	0
Oct 19	at WYO	12	55	0	15	0	0	0	0
Oct 26	HAW	8	10	0	4	0	0	0	0
Nov 2	at NEV	4	9	0	5	0	0	0	0
Nov 16	at BSU	10	11	0	6	0	0	0	0
Nov 23	AFA				Did Not Play				
Nov 30	USU	12	62	0	21	0	0	0	0
TOTAL		97	536	2	56	2	12	0	7

2020

Date	Opponent	Rush	Yds	TD	LG	Rec	Yds	TD	LG
Oct 24	at CSU				No Contest				
Oct 31	SJSU	8	8	0	8	3	40	0	15
Nov 7	at HAW	2	10	0	6	3	34	0	19
Nov 14	NEV	1	2	0	2	2	2	0	2
Nov 20	at AFA	0	0	0	0	0	0	0	0
Nov 26	at USU	5	62	0	37	1	3	0	3
Dec 5	WYO	5	23	0	8	0	0	0	0
Dec 12	FS	3	10	0	6	0	0	0	0
TOTAL		24	115	0	37	9	79	0	19

Date	Opponent	C-A-I	Yds	TD	LG	Rush	Yds	TD	LG
Sept 2	HBU				Did Not Play				
Sept 11	NMSU				Did Not Play				
Sept 18	at TAMU				Did Not Play				
Sept 25	at UTEP				Did Not Play				
Oct 2	AFA				Did Not Play				
Oct 9	at SDSU				Did Not Play				
Oct 16	CSU				Did Not Play				
Oct 23	at WYO				Did Not Play				
Nov 6	UNLV				Did Not Play				
Nov 13	at FS				Did Not Play				
Nov 20	at BSU	0-0-0	0	0	0	10	7	0	18
Nov 26	USU								
TOTAL		0-0-0	0	0	0	10	7	0	18
CAREER		0-0-0	0	0	0	132	697	2	56

QB - #9 Bear Milacek

Date	Opponent	C-A-I	Yds	TD	LG	Rush	Yds	TD	LG
Sept 2	HBU				Did Not Play				
Sept 11	NMSU				Did Not Play				
Sept 18	at TAMU				Did Not Play				
Sept 25	at UTEP				Did Not Play				
Oct 2	AFA				Did Not Play				
Oct 9	at SDSU				Did Not Play				
Oct 16	CSU				Did Not Play				
Oct 23	at WYO				Did Not Play				
Nov 6	UNLV				Did Not Play				
Nov 13	at FS				Did Not Play				
Nov 20	at BSU				Did Not Play				
Nov 26	USU								
TOTAL		0-0-0	0	0	0	0	0	0	0

QB - #11 CJ Montes

Date	Opponent	C-A-I	Yds	TD	LG	Rush	Yds	TD	LG
Sept 2	HBU				Did Not Play				
Sept 11	NMSU				Did Not Play				
Sept 18	at TAMU				Did Not Play				
Sept 25	at UTEP				Did Not Play				
Oct 2	AFA				Did Not Play				
Oct 9	at SDSU	0-1-0	0	0	0	1	-1	0	0
Oct 16	CSU	3-19-2	11	0	6	8	-37	0	1
Oct 23	at WYO				Did Not Play				
Nov 6	UNLV	7-13-0	28	0	13	16	28	0	16
Nov 13	at FS				Did Not Play				
Nov 20	at BSU				Did Not Play				
Nov 26	USU								
TOTAL		10-33-2	39	0	13	25	-10	0	16

#16 Connor Genal

Date	Opponent	C-A-I	Yds	TD	LG	Rush	Yds	TD	LG
Oct 24	at CSU				No Contest				
Oct 31	SJSU				Did Not Play				
Nov 7	at HAW				Did Not Play				
Nov 14	NEV				Did Not Play				
Nov 20	at AFA				Did Not Play				
Nov 26	at USU	5-10-1	61	0	24	1	4	0	4
Dec 5	WYO	6-8-1	37	0	14	0	0	0	0
Dec 12	FS				Did Not Play				
TOTAL		11-18-2	98	0	14	1	4	0	4

2021

Date	Opponent	C-A-I	Yds	TD	LG	Rush	Yds	TD	LG
Sept 2	HBU				Did Not Play				
Sept 11	NMSU				Did Not Play				
Sept 18	at TAMU				Did Not Play				
Sept 25	at UTEP				Did Not Play				
Oct 2	AFA				Did Not Play				
Oct 9	at SDSU				Did Not Play				
Oct 16	CSU				Did Not Play				
Oct 23	at WYO				Did Not Play				
Nov 6	UNLV				Did Not Play				
Nov 13	at FS				Did Not Play				
Nov 20	at BSU	1-5-1	16	0	16	2	-5	0	7
Nov 26	USU								
TOTAL		1-5-1	16	0	16	2	-5	0	7
CAREER		12-23-3	114	0	16	3	-1	0	7

RB - #4 Bobby Wooden

Date	Opponent	Rush	Yds	TD	LG	Rec	Yds	TD	LG
Oct 24	at CSU								
Oct 31	SJSU	0	0	0	0	0	0	0	0
Nov 7	at HAW	0	0	0	0	0	0	0	0
Nov 14	NEV	1	2	0	2	0	0	0	0
Nov 20	at AFA	0	0	0	0	2	11	0	7
Nov 26	at USU	0	0	0	0	0	0	0	0
Dec 5	WYO	3	10	0	4	5	16	0	6
Dec 12	FS	0	0	0	0	1	15	0	15
TOTAL		4	12	0	4	8	42	0	15

2021

Date	Opponent	Rush	Yds	TD	LG	Rec	Yds	TD	LG
Sept. 2	HBU	0	0	0	0	0	0	0	0
Sept. 11	NMSU	0	0	0	0	1	4	0	4
Sept. 18	at TAMU	1	-2	0	0	0	0	0	0
Sept. 25	at UTEP	2	12	0	8	1	3	0	3
Oct. 2	AFA	0	0	0	0	0	0	0	0
Oct. 9	at SDSU								
Oct. 16	CSU								
Oct. 23	at WYO								
Nov. 6	UNLV								
Nov. 13	at FS	1	-5	0	0	1	9	0	9
Nov. 20	at BSU	6	27	0	21	0	0	0	0
Nov. 26	USU								
TOTAL		10	32	0	21	3	16	0	9
CAREER		14	44	0	21	11	58	0	15

RB - #21 Chad Alexander

Date	Opponent	Rush	Yds	TD	LG	Rec	Yds	TD	LG
Aug 31	SHSU								
Sept 14	at ND								
Sept 21	NMSU	0	0	0	0	0	0	0	0
Sept 28	at LIBERTY	0	0	0	0	0	0	0	0
Oct 4	at SJSU	0	0	0	0	0	0	0	0
Oct 11	CSU								
Oct 19	at WYO								
Oct 26	HAW								
Nov 2	at NEV								
Nov 16	at BSU								
Nov 23	AFA	5	25	0	7	0	0	0	0
Nov 30	USU								
TOTAL		5	25	0	7	0	0	0	0

2020

Date	Opponent	Rush	Yds	TD	LG	Rec	Yds	TD	LG
Oct 24	at CSU								
Oct 31	SJSU	0	0	0	0	0	0	0	0
Nov 7	at HAW								
Nov 14	NEV	2	11	0	9	1	-1	0	0
Nov 20	at AFA	0	0	0	0	4	11	0	6
Nov 26	at USU	0	0	0	0	0	0	0	0
Dec 5	WYO	0	0	0	0	0	0	0	0
Dec 12	FS	1	3	0	3	0	0	0	0
TOTAL		3	14	0	9	5	10	0	6

2021

Date	Opponent	Rush	Yds	TD	LG	Rec	Yds	TD	LG
Sept. 2	HBU	1	2	0	2	0	0	0	0
Sept. 11	NMSU	3	11	0	5	2	8	0	14
Sept. 18	at TAMU	0	0	0	0	2	-4	0	0
Sept. 25	at UTEP	3	19	0	8	0	0	0	0
Oct. 2	AFA	2	9	0	6	2	8	0	7
Oct. 9	at SDSU	0	0	0	0	0	0	0	0
Oct. 16	CSU	0	0	0	0	0	0	0	0
Oct. 23	at WYO								
Nov. 6	UNLV								
Nov. 13	at FS								
Nov. 20	at BSU								
Nov. 26	USU								
TOTAL		9	41	0	8	6	12	0	14
CAREER		17	79	0	9	11	22	0	14

RB - #22 Aaron Dumas

Date	Opponent	Rush	Yds	TD	LG	Rec	Yds	TD	LG
Sept. 2	HBU	15	57	0	12	0	0	0	0
Sept. 11	NMSU	10	58	0	13	0	0	0	0
Sept. 18	at TAMU	10	51	0	16	0	0	0	0
Sept. 25	at UTEP	8	28	0	8	0	0	0	0
Oct. 2	AFA	3	15	0	8	0	0	0	0
Oct. 9	at SDSU	11	77	0	19	0	0	0	0
Oct. 16	CSU	14	68	0	15	0	0	0	0
Oct. 23	at WYO	12	35	1	6	0	0	0	0
Nov. 6	UNLV	15	92	0	36	0	0	0	0
Nov. 13	at FS	23	143	1	63	0	0	0	0
Nov. 20	at BSU	15	36	0	6	0	0	0	0
Nov. 26	USU								
TOTAL		136	658	2	63	0	0	0	0

RB - #23 Jordan Guidry

Date	Opponent	Rush	Yds	TD	LG	Rec	Yds	TD	LG
Sept. 2	HBU								
Sept. 11	NMSU								
Sept. 18	at TAMU								
Sept. 25	at UTEP								
Oct. 2	AFA								
Oct. 9	at SDSU								
Oct. 16	CSU								
Oct. 23	at WYO								
Nov. 6	UNLV								
Nov. 13	at FS								
Nov. 20	at BSU								
Nov. 26	USU								
TOTAL		0	0	0	0	0	0	0	0

RB - #32 Payton Dixon

Date	Opponent	Rush	Yds	TD	LG	Rec	Yds	TD	LG
Sept. 2	HBU								
Sept. 11	NMSU								
Sept. 18	at TAMU								
Sept. 25	at UTEP								
Oct. 2	AFA								
Oct. 9	at SDSU								
Oct. 16	CSU								
Oct. 23	at WYO								
Nov. 6	UNLV								
Nov. 13	at FS	5	21	0	7	0	0	0	0
Nov. 20	at BSU	1	4	0	4	0	0	0	0
Nov. 26	USU								
TOTAL		6	25	0	7	0	0	0	0

RB - #34 Bobby Cole

Date	Opponent	Rush	Yds	TD	LG	Rec	Yds	TD	LG
Sept 1	UIW	0	0	0	0	0	0	0	0
Sept 8	at WISC	0	0	0	0	0	0	0	0
Sept 15	at NMSU								
Sept 29	LIBERTY								
Oct 6	at UNLV								
Oct 13	at CSU								
Oct 20	FS								
Oct 27	at USU								
Nov 3	SDSU								
Nov 10	at AFA								
Nov 16	BSU								
Nov 24	WYO								
TOTAL		0	0	0	0	0	0	0	0

2019

Date	Opponent	Rush	Yds	TD	LG	Rec	Yds	TD	LG
Aug 31	SHSU								
Sept 14	at ND	1	37	1	37	0	0	0	0
Sept 21	NMSU	0	0	0	0	0	0	0	0
Sept 28	at LIBERTY	0	0	0	0	0	0	0	0
Oct 4	at SJSU	0	0	0	0	0	0	0	0
Oct 11	CSU	0	0	0	0	0	0	0	0
Oct 19	at WYO	0	0	0	0	0	0	0	0
Oct 26	HAW	1	1	0	1	0	0	0	0
Nov 2	at NEV	0	0	0	0	0	0	0	0
Nov 16	at BSU	3	21	0	13	0	0	0	0
Nov 23	AFA	11	58	1	9	0	0	0	0
Nov 30	USU	11	72	0	25	0	0	0	0
TOTAL		27	189	1	37	0	0	0	0

2020

Date	Opponent	Rush	Yds	TD	LG	Rec	Yds	TD	LG
Oct 24	at CSU								
Oct. 31	SJSU	8	40	0	19	0	0	0	0
Nov 7	at HAW	14	96	0	30	0	0	0	0
Nov 14	NEV	17	90	1	17	3	22	0	9
Nov 20	at AFA	6	29	0	9	0	0	0	0
Nov 26	at USU	12	24	0	8	0	0	0	0
Dec 5	WYO	22	131	0	36	2	53	1	44
Dec 12	FS	18	138	3	35	0	0	0	0
TOTAL		97	548	4	36	5	75	1	44

2021

Date	Opponent	Rush	Yds	TD	LG	Rec	Yds	TD	LG
Sept. 2	HBU	10	32	0	11	0	0	0	0
Sept. 11	NMSU	20	107	1	14	0	0	0	0
Sept. 18	at TAMU	8	27	0	8	1	-6	0	0
Sept. 25	at UTEP	11	25	0	13	5	27	0	12
Oct. 2	AFA	5	15	0	4	1	3	0	3
Oct. 9	at SDSU	10	25	0	8	0	0	0	0
Oct. 16	CSU	9	35	0	10	0	0	0	0
Oct. 23	at WYO	6	10	0	3	0	0	0	0
Nov. 6	UNLV	5	76	1	75	3	5	0	2
Nov. 13	at FS	1	-6	0	0	0	0	0	0
Nov. 20	at BSU	3	9	0	4	0	0	0	0
Nov. 26	USU								
TOTAL		88	345	2	75	10	29	0	12
CAREER		212	1082	7	75	15	104	1	44

WR - #3 Jace Taylor

Date	Opponent	Rush	Yds	TD	LG	Rec	Yds	TD	LG
Oct 24	at CSU					No Contest			
Oct 31	SJSU	0	0	0	0	0	0	0	0
Nov 7	at HAW	0	0	0	0	0	0	0	0
Nov 14	NEV	0	0	0	0	0	0	0	0
Nov 20	at AFA	0	0	0	0	0	0	0	0
Nov 26	at USU	0	0	0	0	0	0	0	0
Dec 5	WYO	0	0	0	0	0	0	0	0
Dec 12	FS	0	0	0	0	0	0	0	0
TOTAL		0	0	0	0	0	0	0	0

2021

Date	Opponent	Rush	Yds	TD	LG	Rec	Yds	TD	LG
Sept. 2	HBU	0	0	0	0	0	0	0	0
Sept. 11	NMSU	0	0	0	0	0	0	0	0
Sept. 18	at TAMU	0	0	0	0	0	0	0	0
Sept. 25	at UTEP	0	0	0	0	1	17	0	17
Oct. 2	AFA	0	0	0	0	0	0	0	0
Oct. 9	at SDSU	0	0	0	0	1	3	0	3
Oct. 16	CSU	0	0	0	0	0	0	0	0
Oct. 23	at WYO	0	0	0	0	0	0	0	0
Nov. 6	UNLV	0	0	0	0	0	0	0	0
Nov. 13	at FS	0	0	0	0	0	0	0	0
Nov. 20	at BSU	0	0	0	0	0	0	0	0
Nov. 26	USU								
TOTAL		0	0	0	0	2	20	0	17
CAREER		0	0	0	0	2	20	0	17

QB - #10 Trae Hall

Date	Opponent	C-A-I	Yds	TD	LG	Rush	Yds	TD	LG
Sept 1	UIW					Did Not Play			
Sept 8	at WISC					Did Not Play			
Sept 15	at NMSU					Did Not Play			
Sept 29	LIBERTY					Did Not Play			
Oct 6	at UNLV	0-0-0	0	0	0	1	6	0	6
Oct 13	at CSU					Did Not Play			
Oct 20	FS					Did Not Play			
Oct 27	at USU					Did Not Play			
Nov 3	SDSU					Did Not Play			
Nov 10	at AFA					Did Not Play			
Nov 16	BSU					Did Not Play			
Nov 24	WYO					Did Not Play			
TOTAL		0-0-0	0	0	0	1	6	0	6

2019

Date	Opponent	C-A-I	Yds	TD	LG	Rush	Yds	TD	LG
Aug 31	SHSU					Did Not Play			
Sept 14	at ND	0-0-0	0	0	0	2	15	0	11
Sept 21	NMSU					Did Not Play			
Sept 28	at LIBERTY					Did Not Play			
Oct 4	at SJSU					Did Not Play			
Oct 11	CSU					Did Not Play			
Oct 19	at WYO					Did Not Play			
Oct 26	HAW					Did Not Play			
Nov 2	at NEV					Did Not Play			
Nov 16	at BSU					Did Not Play			
Nov 23	AFA	5-7-0	55	2	27	4	33	0	16
Nov 30	USU	10-21-2	107	2	30	22	115	2	22
TOTAL		15-28-2	162	4	30	28	163	2	22

2020

Date	Opponent	C-A-I	Yds	TD	LG	Rush	Yds	TD	LG
Oct 24	at CSU					No Contest			
Oct 31	SJSU					Did Not Play			
Nov 7	at HAW	2-6-1	39	0	20	2	-8	0	0
Nov 14	NEV	17-32-1	195	0	42	16	27	0	11
Nov 20	at AFA	23-42-1	221	0	49	8	13	0	12
Nov 26	at USU	11-21-1	63	0	15	13	70	0	17
Dec 5	WYO					Did Not Play			
Dec 12	FS					Did Not Play			
TOTAL		53-91-4	508	0	49	39	102	0	17

2021

Date	Opponent	C-A-I	Yds	TD	LG	Rush	Yds	TD	LG	Rec	Yds	TD	LG
Sept 2	HBU	1-1-0	5	0	5	0	0	0	0	0	0	0	0
Sept 11	NMSU	0-0-0	0	0	0	1	1	0	1	0	0	0	0
Sept 18	at TAMU					Did Not Play							
Sept 25	at UTEP					Did Not Play							
Oct 2	AFA	0-0-0	0	0	0	3	-3	0	5	3	23	1	21
Oct 9	at SDSU	0-1-0	0	0	0	1	-1	0	0	3	18	0	8
Oct 16	CSU	0-0-0	0	0	0	2	4	0	3	1	6	0	6
Oct 23	at WYO	0-0-0	0	0	0	1	5	0	5	1	5	0	5
Nov 6	UNLV	0-0-0	0	0	0	1	21	0	21	0	0	0	0
Nov 13	at FS					Did Not Play							
Nov 20	at BSU					Did Not Play							
Nov 26	USU												
TOTAL		1-1-0	5	0	5	9	27	0	21	8	52	1	21
CAREER		69-130-6	685	4	49	77	298	2	22	9	68	2	21

WR - #13 Clay Boone

Date	Opponent	Rush	Yds	TD	LG	Rec	Yds	TD	LG
Sept. 2	HBU	0	0	0	0	1	11	0	11
Sept. 11	NMSU	0	0	0	0	0	0	0	0
Sept. 18	at TAMU	0	0	0	0	0	0	0	0
Sept. 25	at UTEP	0	0	0	0	0	0	0	0
Oct. 2	AFA	0	0	0	0	1	15	0	15
Oct. 9	at SDSU					Did Not Play			
Oct. 16	CSU					Did Not Play			
Oct. 23	at WYO	0	0	0	0	0	0	0	0
Nov. 6	UNLV					Did Not Play			
Nov. 13	at FS					Did Not Play			
Nov. 20	at BSU					Did Not Play			
Nov. 26	USU								
TOTAL		0	0	0	0	2	26	0	15

WR - #15 Luke Wysong

Date	Opponent	Rush	Yds	TD	LG	Rec	Yds	TD	LG
Sept. 2	HBU	0	0	0	0	7	46	0	22
Sept. 11	NMSU	4	19	0	11	3	24	0	14
Sept. 18	at TAMU	6	20	0	6	1	4	0	4
Sept. 25	at UTEP	1	9	0	9	3	27	0	28
Oct. 2	AFA	0	0	0	0	3	70	0	37
Oct. 9	at SDSU	0	0	0	0	4	51	0	26
Oct. 16	CSU	0	0	0	0	0	0	0	0
Oct. 23	at WYO	8	46	0	9	2	1	0	4
Nov. 6	UNLV	4	26	0	17	1	1	0	1
Nov. 13	at FS	1	-5	0	0	0	0	0	0
Nov. 20	at BSU	1	-3	0	0	0	0	0	0
Nov. 26	USU								
TOTAL		25	112	0	17	24	224	0	37

WR - #17 Mannie Logan-Greene

Date	Opponent	Rush	Yds	TD	LG	Rec	Yds	TD	LG
Aug 31	SHSU	0	0	0	0	0	0	0	0
Sept 14	at ND					Did Not Play			
Sept 21	NMSU	0	0	0	0	0	0	0	0
Sept 28	at LIBERTY	0	0	0	0	1	4	0	4
Oct 4	at SJSU	1	6	0	6	0	0	0	0
Oct 11	CSU	0	0	0	0	1	8	0	8
Oct 19	at WYO	1	1	0	1	3	28	0	13
Oct 26	HAW	0	0	0	0	4	34	0	14
Nov 2	at NEV	0	0	0	0	4	54	0	21
Nov 16	at BSU	0	0	0	0	5	60	0	17
Nov 23	AFA	1	6	0	6	1	5	0	8
Nov 30	USU	1	3	0	3	0	0	0	0
TOTAL		4	16	0	6	19	193	0	21

2020

Date	Opponent	Rush	Yds	TD	LG	Rec	Yds	TD	LG
Oct 24	at CSU					No Contest			
Oct. 31	SJSU	3	4	0	3	6	47	0	21
Nov 7	at HAW	1	8	0	8	7	52	0	19
Nov 14	NEV	1	6	0	6	5	56	0	18
Nov 20	at AFA	1	4	0	4	3	64	0	49
Nov 26	at USU	1	-8	0	0	2	3	0	5
Dec 5	WYO	0	0	0	0	0	0	0	0
Dec 12	FS	2	36	0	27	7	55	0	27
TOTAL		8	46	0	27	30	277	0	49

2021

Date	Opponent	Rush	Yds	TD	LG	Rec	Yds	TD	LG
Sept. 2	HBU	0	0	0	0	2	10	0	12
Sept. 11	NMSU	0	0	0	0	7	106	1	58
Sept. 18	at TAMU	2	9	0	6	3	6	0	11
Sept. 25	at UTEP					Did Not Play			
Oct. 2	AFA	0	0	0	0	2	23	0	15
Oct. 9	at SDSU					Did Not Play			
Oct. 16	CSU					Did Not Play			
Oct. 23	at WYO					Did Not Play			
Nov. 6	UNLV					Did Not Play			
Nov. 13	at FS					Did Not Play			
Nov. 20	at BSU					Did Not Play			
Nov. 26	USU								
TOTAL		2	9	0	6	14	145	1	58
CAREER		14	71	0	27	63	615	1	58

WR - #18 Zarak Scruggs, Jr.

Date	Opponent	Rush	Yds	TD	LG	Rec	Yds	TD	LG
Oct 24	at CSU					No Contest			
Oct. 31	SJSU					Did Not Play			
Nov 7	at HAW					Did Not Play			
Nov 14	NEV					Did Not Play			
Nov 20	at AFA					Did Not Play			
Nov 26	at USU					Did Not Play			
Dec 5	WYO					Did Not Play			
Dec 12	FS					Did Not Play			
TOTAL		0	0	0	0	0	0	0	0

2021

2021

Date	Opponent	Rush	Yds	TD	LG	Rec	Yds	TD	LG
Sept. 2	HBU				Did Not Play				
Sept. 11	NMSU				Did Not Play				
Sept. 18	at TAMU				Did Not Play				
Sept. 25	at UTEP				Did Not Play				
Oct. 2	AFA				Did Not Play				
Oct. 9	at SDSU				Did Not Play				
Oct. 16	CSU				Did Not Play				
Oct. 23	at WYO				Did Not Play				
Nov. 6	UNLV				Did Not Play				
Nov. 13	at FS				Did Not Play				
Nov. 20	at BSU				Did Not Play				
Nov. 26	USU								
TOTAL		0	0	0	0	0	0	0	0
CAREER		0	0	0	0	0	0	0	0

WR - #81 Elijah Queen

2020

Date	Opponent	Rush	Yds	TD	LG	Rec	Yds	TD	LG
Oct. 24	at CSU				No Contest				
Oct. 31	SJSU	0	0	0	0	0	0	0	0
Nov. 7	at HAW	0	0	0	0	0	0	0	0
Nov. 14	NEV	0	0	0	0	0	0	0	0
Nov. 20	at AFA				Did Not Play				
Nov. 26	at USU	0	0	0	0	0	0	0	0
Dec. 5	WYO	0	0	0	0	0	0	0	0
Dec. 12	FS	0	0	0	0	0	0	0	0
TOTAL		0	0	0	0	0	0	0	0

2021

Date	Opponent	Rush	Yds	TD	LG	Rec	Yds	TD	LG
Sept. 2	HBU	0	0	0	0	1	9	0	9
Sept. 11	NMSU	0	0	0	0	1	6	0	6
Sept. 18	at TAMU	0	0	0	0	0	0	0	0
Sept. 25	at UTEP				Did Not Play				
Oct. 2	AFA				Did Not Play				
Oct. 9	at SDSU	0	0	0	0	1	28	0	28
Oct. 16	CSU	0	0	0	0	0	0	0	0
Oct. 23	at WYO	0	0	0	0	0	0	0	0
Nov. 6	UNLV	0	0	0	0	1	13	0	13
Nov. 13	at FS	0	0	0	0	0	0	0	0
Nov. 20	at BSU	0	0	0	0	0	0	0	0
Nov. 26	USU								
TOTAL		0	0	0	0	4	56	0	28
CAREER		0	0	0	0	3	43	0	28

WR - #82 Austin Erickson

2020

Date	Opponent	Rush	Yds	TD	LG	Rec	Yds	TD	LG
Oct. 24	at CSU				No Contest				
Oct. 31	SJSU				Did Not Play				
Nov. 7	at HAW				Did Not Play				
Nov. 14	NEV				Did Not Play				
Nov. 20	at AFA				Did Not Play				
Nov. 26	at USU				Did Not Play				
Dec. 5	WYO	0	0	0	0	1	-3	0	0
Dec. 12	FS				Did Not Play				
TOTAL		0	0	0	0	1	-3	0	0

2021

Date	Opponent	Rush	Yds	TD	LG	Rec	Yds	TD	LG
Sept. 2	HBU				Did Not Play				
Sept. 11	NMSU				Did Not Play				
Sept. 18	at TAMU				Did Not Play				
Sept. 25	at UTEP	0	0	0	0	0	0	0	0
Oct. 2	AFA	0	0	0	0	1	11	0	11
Oct. 9	at SDSU				Did Not Play				
Oct. 16	CSU	0	0	0	0	0	0	0	0
Oct. 23	at WYO	0	0	0	0	0	0	0	0
Nov. 6	UNLV	1	-6	0	0	0	0	0	0
Nov. 13	at FS				Did Not Play				
Nov. 20	at BSU				Did Not Play				
Nov. 26	USU								
TOTAL		1	-6	0	0	1	11	0	11
CAREER		1	-6	0	0	2	8	0	11

WR - #83 Blake Wells

2020

Date	Opponent	Rush	Yds	TD	LG	Rec	Yds	TD	LG
Oct. 24	at CSU				No Contest				
Oct. 31	SJSU				Did Not Play				
Nov. 7	at HAW				Did Not Play				
Nov. 14	NEV	0	0	0	0	0	0	0	0
Nov. 20	at AFA				Did Not Play				
Nov. 26	at USU				Did Not Play				
Dec. 5	WYO				Did Not Play				
Dec. 12	FS				Did Not Play				
TOTAL		0	0	0	0	0	0	0	0

2021

Date	Opponent	Rush	Yds	TD	LG	Rec	Yds	TD	LG
Sept. 2	HBU				Did Not Play				
Sept. 11	NMSU				Did Not Play				
Sept. 18	at TAMU				Did Not Play				
Sept. 25	at UTEP	0	0	0	0	0	0	0	0
Oct. 2	AFA				Did Not Play				
Oct. 9	at SDSU				Did Not Play				
Oct. 16	CSU				Did Not Play				
Oct. 23	at WYO				Did Not Play				
Nov. 6	UNLV				Did Not Play				
Nov. 13	at FS				Did Not Play				
Nov. 20	at BSU				Did Not Play				
Nov. 26	USU								
TOTAL		0	0	0	0	0	0	0	0
CAREER		0	0	0	0	0	0	0	0

WR - #84 Joah Flores

2021

Date	Opponent	Rush	Yds	TD	LG	Rec	Yds	TD	LG
Sept. 2	HBU	0	0	0	0	0	0	0	0
Sept. 11	NMSU	0	0	0	0	0	0	0	0
Sept. 18	at TAMU	0	0	0	0	0	0	0	0
Sept. 25	at UTEP	0	0	0	0	0	0	0	0
Oct. 2	AFA	0	0	0	0	0	0	0	0
Oct. 9	at SDSU				Did Not Play				
Oct. 16	CSU	0	0	0	0	0	0	0	0
Oct. 23	at WYO				Did Not Play				
Nov. 6	UNLV				Did Not Play				
Nov. 13	at FS				Did Not Play				
Nov. 20	at BSU				Did Not Play				
Nov. 26	USU								
TOTAL		0	0	0	0	0	0	0	0
CAREER		0	0	0	0	0	0	0	0

WR - #87 Andrew Erickson

2020

Date	Opponent	Rush	Yds	TD	LG	Rec	Yds	TD	LG
Oct. 24	at CSU				No Contest				
Oct. 31	SJSU	0	0	0	0	3	72	1	46
Nov. 7	at HAW	0	0	0	0	2	27	0	20
Nov. 14	NEV	0	0	0	0	2	49	0	42
Nov. 20	at AFA	0	0	0	0	4	47	0	14
Nov. 26	at USU	0	0	0	0	5	55	1	28
Dec. 5	WYO	0	0	0	0	1	14	0	14
Dec. 12	FS	0	0	0	0	1	6	0	6
TOTAL		0	0	0	0	18	270	2	46

2021

Date	Opponent	Rush	Yds	TD	LG	Rec	Yds	TD	LG
Sept. 2	HBU	0	0	0	0	3	5	0	9
Sept. 11	NMSU	0	0	0	0	5	75	1	22
Sept. 18	at TAMU	0	0	0	0	0	0	0	0
Sept. 25	at UTEP				Did Not Play				
Oct. 2	AFA	0	0	0	0	1	26	0	26
Oct. 9	at SDSU	0	0	0	0	3	24	0	12
Oct. 16	CSU	0	0	0	0	0	0	0	0
Oct. 23	at WYO	0	0	0	0	0	0	0	0
Nov. 6	UNLV	1	0	0	0	0	0	0	0
Nov. 13	at FS	0	0	0	0	0	0	0	0
Nov. 20	at BSU	0	0	0	0	0	0	0	0
Nov. 26	USU								
TOTAL		1	0	0	0	12	130	1	26
CAREER		1	0	0	0	29	394	3	46

WR - #88 Benji Johnson

2021

Date	Opponent	Rush	Yds	TD	LG	Rec	Yds	TD	LG
Sept. 2	HBU				Did Not Play				
Sept. 11	NMSU				Did Not Play				
Sept. 18	at TAMU				Did Not Play				
Sept. 25	at UTEP				Did Not Play				
Oct. 2	AFA				Did Not Play				
Oct. 9	at SDSU				Did Not Play				
Oct. 16	CSU				Did Not Play				
Oct. 23	at WYO				Did Not Play				
Nov. 6	UNLV				Did Not Play				
Nov. 13	at FS				Did Not Play				
Nov. 20	at BSU				Did Not Play				
Nov. 26	USU								
TOTAL		0	0	0	0	0	0	0	0

TE - #5 Kyle Jarvis

2019

Date	Opponent	Rush	Yds	TD	LG	Rec	Yds	TD	LG
Aug 31	SHSU	0	0	0	0	0	0	0	0
Sept 14	at ND	0	0	0	0	0	0	0	0
Sept 21	NMSU	0	0	0	0	0	0	0	0
Sept 28	at LIBERTY	0	0	0	0	0	0	0	0
Oct 4	at SJSU	0	0	0	0	0	0	0	0
Oct 11	CSU	0	0	0	0	0	0	0	0
Oct 19	at WYO	0	0	0	0	0	0	0	0
Oct 26	HAW	0	0	0	0	0	0	0	0
Nov 2	at NEV	0	0	0	0	0	0	0	0
Nov 16	at BSU	0	0	0	0	0	0	0	0
Nov 23	AFA	0	0	0	0	0	0	0	0
Nov 30	USU	0	0	0	0	0	0	0	0
TOTAL		0	0	0	0	0	0	0	0

2020

Date	Opponent	Rush	Yds	TD	LG	Rec	Yds	TD	LG
Oct 24	at CSU					No Contest			
Oct 31	SJSU	0	0	0	0	2	28	0	14
Nov 7	at HAW	0	0	0	0	0	0	0	0
Nov 14	NEV	0	0	0	0	1	15	0	15
Nov 20	at AFA	0	0	0	0	0	0	0	0
Nov 26	at USU	0	0	0	0	0	0	0	0
Dec 5	WYO	0	0	0	0	0	0	0	0
Dec 12	FS	0	0	0	0	0	0	0	0
TOTAL		0	0	0	0	3	43	0	15

2021

Date	Opponent	Rush	Yds	TD	LG	Rec	Yds	TD	LG
Sept. 2	HBU	0	0	0	0	2	15	1	11
Sept. 11	NMSU	0	0	0	0	1	25	0	25
Sept. 18	at TAMU	0	0	0	0	0	0	0	0
Sept. 25	at UTEP	0	0	0	0	4	59	0	18
Oct. 2	AFA	0	0	0	0	0	0	0	0
Oct. 9	at SDSU	0	0	0	0	0	0	0	0
Oct. 16	CSU	0	0	0	0	0	0	0	0
Oct. 23	at WYO	0	0	0	0	2	46	0	34
Nov. 6	UNLV	0	0	0	0	0	0	0	0
Nov. 13	at FS	0	0	0	0	0	0	0	0
Nov. 20	at BSU	0	0	0	0	1	2	0	2
Nov. 26	USU								
TOTAL		0	0	0	0	10	147	1	34
CAREER		0	0	0	0	13	190	1	34

TE - #20 Jacob Trussell

2021

Date	Opponent	Rush	Yds	TD	LG	Rec	Yds	TD	LG
Sept. 2	HBU					Did Not Play			
Sept. 11	NMSU					Did Not Play			
Sept. 18	at TAMU					Did Not Play			
Sept. 25	at UTEP					Did Not Play			
Oct. 2	AFA					Did Not Play			
Oct. 9	at SDSU					Did Not Play			
Oct. 16	CSU					Did Not Play			
Oct. 23	at WYO					Did Not Play			
Nov. 6	UNLV					Did Not Play			
Nov. 13	at FS					Did Not Play			
Nov. 20	at BSU					Did Not Play			
Nov. 26	USU								
TOTAL		0	0	0	0	0	0	0	0

TE - #41 Connor Withoft

2020

Date	Opponent	Rush	Yds	TD	LG	Rec	Yds	TD	LG
Oct 24	at CSU					No Contest			
Oct 31	SJSU					Did Not Play			
Nov 7	at HAW					Did Not Play			
Nov 14	NEV	0	0	0	0	0	0	0	0
Nov 20	at AFA	0	0	0	0	0	0	0	0
Nov 26	at USU	0	0	0	0	0	0	0	0
Dec 5	WYO	0	0	0	0	0	0	0	0
Dec 12	FS	0	0	0	0	0	0	0	0
TOTAL		0	0	0	0	0	0	0	0

2021

Date	Opponent	Rush	Yds	TD	LG	Rec	Yds	TD	LG
Sept. 2	HBU	0	0	0	0	0	0	0	0
Sept. 11	NMSU	0	0	0	0	1	15	1	15
Sept. 18	at TAMU	0	0	0	0	0	0	0	0
Sept. 25	at UTEP	1	8	0	8	2	27	0	19
Oct. 2	AFA	0	0	0	0	0	0	0	0
Oct. 9	at SDSU	0	0	0	0	1	3	0	3
Oct. 16	CSU	0	0	0	0	0	0	0	0
Oct. 23	at WYO	0	0	0	0	0	0	0	0
Nov. 6	UNLV	0	0	0	0	1	3	0	3
Nov. 13	at FS					Did Not Play			
Nov. 20	at BSU					Did Not Play			
Nov. 26	USU								
TOTAL		1	8	0	8	5	48	1	19
CAREER		1	8	0	8	5	48	1	19

TE - #47 Caleb Marra

2020

Date	Opponent	Rush	Yds	TD	LG	Rec	Yds	TD	LG
Oct 24	at CSU					No Contest			
Oct. 31	SJSU					Did Not Play			
Nov 7	at HAW					Did Not Play			
Nov 14	NEV					Did Not Play			
Nov 20	at AFA					Did Not Play			
Nov 26	at USU					Did Not Play			
Dec 5	WYO					Did Not Play			
Dec 12	FS					Did Not Play			
TOTAL		0	0	0	0	0	0	0	0

2021

Date	Opponent	Rush	Yds	TD	LG	Rec	Yds	TD	LG
Sept. 2	HBU	0	0	0	0	0	0	0	0
Sept. 11	NMSU	0	0	0	0	0	0	0	0
Sept. 18	at TAMU					Did Not Play			
Sept. 25	at UTEP					Did Not Play			
Oct. 2	AFA					Did Not Play			
Oct. 9	at SDSU					Did Not Play			
Oct. 16	CSU					Did Not Play			
Oct. 23	at WYO					Did Not Play			
Nov. 6	UNLV					Did Not Play			
Nov. 13	at FS					Did Not Play			
Nov. 20	at BSU					Did Not Play			
Nov. 26	USU								
TOTAL		0	0	0	0	0	0	0	0
CAREER		0	0	0	0	0	0	0	0

TE - #49 Simon Gay

2021

Date	Opponent	Rush	Yds	TD	LG	Rec	Yds	TD	LG
Sept. 2	HBU					Did Not Play			
Sept. 11	NMSU					Did Not Play			
Sept. 18	at TAMU					Did Not Play			
Sept. 25	at UTEP					Did Not Play			
Oct. 2	AFA					Did Not Play			
Oct. 9	at SDSU	0	0	0	0	0	0	0	0
Oct. 16	CSU	0	0	0	0	0	0	0	0
Oct. 23	at WYO	0	0	0	0	0	0	0	0
Nov. 6	UNLV					Did Not Play			
Nov. 13	at FS					Did Not Play			
Nov. 20	at BSU					Did Not Play			
Nov. 26	USU								
TOTAL		0	0	0	0	0	0	0	0

TE - #85 Trace Bruckler

2021

Date	Opponent	Rush	Yds	TD	LG	Rec	Yds	TD	LG
Sept. 2	HBU	0	0	0	0	2	12	1	8
Sept. 11	NMSU	0	0	0	0	2	52	0	30
Sept. 18	at TAMU	0	0	0	0	2	12	0	8
Sept. 25	at UTEP					Did Not Play			
Oct. 2	AFA	0	0	0	0	0	0	0	0
Oct. 9	at SDSU	0	0	0	0	0	0	0	0
Oct. 16	CSU	0	0	0	0	0	0	0	0
Oct. 23	at WYO	0	0	0	0	1	43	1	43
Nov. 6	UNLV	0	0	0	0	3	11	1	6
Nov. 13	at FS	0	0	0	0	1	25	0	25
Nov. 20	at BSU	0	0	0	0	1	16	0	16
Nov. 26	USU								
TOTAL		0	0	0	0	12	171	3	43
CAREER		0	0	0	0	12	171	3	43

TE - #86 Kai Jessie

2021

Date	Opponent	Rush	Yds	TD	LG	Rec	Yds	TD	LG
Sept. 2	HBU					Did Not Play			
Sept. 11	NMSU					Did Not Play			
Sept. 18	at TAMU					Did Not Play			
Sept. 25	at UTEP					Did Not Play			
Oct. 2	AFA					Did Not Play			
Oct. 9	at SDSU					Did Not Play			
Oct. 16	CSU					Did Not Play			
Oct. 23	at WYO					Did Not Play			
Nov. 6	UNLV					Did Not Play			
Nov. 13	at FS					Did Not Play			
Nov. 20	at BSU					Did Not Play			
Nov. 26	USU								
TOTAL		0	0	0	0	0	0	0	0

TE - #89 Connor Kinslow

2020

Date	Opponent	Rush	Yds	TD	LG	Rec	Yds	TD	LG
Oct 24	at CSU					No Contest			
Oct. 31	SJSU	0	0	0	0	0	0	0	0
Nov 7	at HAW	0	0	0	0	0	0	0	0
Nov 14	NEV	0	0	0	0	0	0	0	0
Nov 20	at AFA	0	0	0	0	0	0	0	0
Nov 26	at USU	0	0	0	0	0	0	0	0
Dec 5	WYO	0	0	0	0	0	0	0	0
Dec 12	FS	0	0	0	0	1	49	1	49
TOTAL		0	0	0	0	1	49	1	49

2021

Date	Opponent	Rush	Yds	TD	LG	Rec	Yds	TD	LG
Sept. 2	HBU				Did Not Play				
Sept. 11	NMSU				Did Not Play				
Sept. 18	at TAMU				Did Not Play				
Sept. 25	at UTEP				Did Not Play				
Oct. 2	AFA				Did Not Play				
Oct. 9	at SDSU				Did Not Play				
Oct. 16	CSU				Did Not Play				
Oct. 23	at WYO				Did Not Play				
Nov. 6	UNLV				Did Not Play				
Nov. 13	at FS				Did Not Play				
Nov. 20	at BSU				Did Not Play				
Nov. 26	USU								
TOTAL		0	0	0	0	0	0	0	0
CAREER		0	0	0	0	1	49	1	49

DB - #2 Tony Collier

2019

Date	Opponent	TKL	TFL-Yds	Sack-Yds	FF	FR-Yds	PBU	INT-yds	TD
Aug 31	SHSU								
Sept 14	at ND								
Sept 21	NMSU	2	0.0-0	0.0-0	0	0-0	1	0-0	0
Sept 28	at LIBERTY	0	0.0-0	0.0-0	0	0-0	0	0-0	0
Oct 4	at SJSU	1	0.0-0	0.0-0	0	0-0	0	0-0	0
Oct 11	CSU	0	0.0-0	0.0-0	0	0-0	0	0-0	0
Oct 19	at WYO	0	0.0-0	0.0-0	0	0-0	0	0-0	0
Oct 26	HAW	0	0.0-0	0.0-0	0	0-0	0	0-0	0
Nov 2	at NEV	0	0.0-0	0.0-0	0	0-0	0	0-0	0
Nov 16	at BSU	0	0.0-0	0.0-0	0	0-0	0	0-0	0
Nov 23	AFA	0	0.0-0	0.0-0	0	0-0	0	0-0	0
Nov 30	USU	0	0.0-0	0.0-0	0	0-0	0	0-0	0
TOTAL		3	0.0-0	0.0-0	0	0-0	1	0-0	0

2020

Date	Opponent	TKL	TFL-Yds	Sack-Yds	FF	FR-Yds	PBU	INT-yds	TD
Oct 24	at CSU								
Oct 31	SJSU								
Nov 7	at HAW	7	0.0-0	0.0-0	0	0-0	0	0-0	0
Nov 14	NEV	5	1.0-1	0.0-0	0	0-0	1	0-0	0
Nov 20	at AFA	5	0.0-0	0.0-0	0	0-0	0	0-0	0
Nov 26	at USU	3	0.0-0	0.0-0	0	0-0	0	0-0	0
Dec 5	WYO	1	0.0-0	0.0-0	0	0-0	0	0-0	0
Dec 12	FS	3	0.0-0	0.0-0	0	0-0	0	0-0	0
TOTAL		24	1.0-1	0.0-0	0	0-0	1	0-0	0

2021

Date	Opponent	TKL	TFL-Yds	Sack-Yds	FF	FR-Yds	PBU	INT-yds	TD
Sept 2	HBU	3	0.0-0	0.0-0	0	0-0	0	0-0	0
Sept. 11	NMSU								
Sept. 18	at TAMU	1	0.0-0	0.0-0	0	0-0	0	0-0	0
Sept. 25	at UTEP	0	0.0-0	0.0-0	0	0-0	0	0-0	0
Oct. 2	AFA	3	0.0-0	0.0-0	0	0-0	0	0-0	0
Oct. 9	at SDSU	1	0.0-0	0.0-0	0	0-0	0	0-0	0
Oct. 16	CSU	1	0.5-0	0.0-0	0	0-0	0	0-0	0
Oct. 23	at WYO	7	0.0-0	0.0-0	0	0-0	0	0-0	0
Nov. 6	UNLV	6	0.0-0	0.0-0	0	0-0	1	0-0	0
Nov. 13	at FS	5	0.0-0	0.0-0	0	0-0	1	0-0	0
Nov. 20	at BSU	0	0.0-0	0.0-0	0	0-0	0	0-0	0
Nov. 26	USU								
TOTAL		27	0.5-0	0.0-0	0	0-0	2	0-0	0
CAREER		54	1.5-1	0.0-0	0	0-0	4	0-0	0

DB - #3 Patrick Peek

2018

Date	Opponent	TKL	TFL-Yds	Sack-Yds	FF	FR-Yds	PBU	INT-yds	TD
Sept 1	UIW	2	0.0-0	0.0-0	0	0-0	0	0-0	0
Sept 8	at WISC	2	0.0-0	0.0-0	0	0-0	0	0-0	0
Sept 15	at NMSU	0	0.0-0	0.0-0	0	0-0	0	0-0	0
Sept 29	LIBERTY	0	0.0-0	0.0-0	0	0-0	0	0-0	0
Oct 6	at UNLV	4	0.0-0	0.0-0	0	0-0	0	0-0	0
Oct 13	at CSU	0	0.0-0	0.0-0	0	0-0	0	0-0	0
Oct 20	FS	1	0.0-0	0.0-0	0	0-0	0	0-0	0
Oct 27	at USU	7	1.0-3	0.0-0	1	0-0	0	0-0	0
Nov 3	SDSU	5	0.0-0	0.0-0	0	0-0	0	0-0	0
Nov 10	at AFA	1	0.0-0	0.0-0	0	0-0	0	0-0	0
Nov 16	BSU	1	0.0-0	0.0-0	0	0-0	0	0-0	0
Nov 24	WYO	2	0.0-0	0.0-0	0	0-0	0	0-0	0
TOTAL		25	1.0-3	0.0-0	1	0-0	0	0-0	0

2019

Date	Opponent	TKL	TFL-Yds	Sack-Yds	FF	FR-Yds	PBU	INT-yds	TD
Aug 31	SHSU	7	1.0-1	0.0-0	0	0-0	0	0-0	0
Sept 14	at ND	3	0.0-0	0.0-0	0	0-0	0	0-0	0
Sept 21	NMSU	2	0.0-0	0.0-0	0	0-0	0	0-0	0
Sept 28	at LIBERTY	6	0.0-0	0.0-0	0	0-0	0	0-0	0
Oct 4	at SJSU								
Oct 11	CSU								
Oct 19	at WYO								
Oct 26	HAW								
Nov 2	at NEV								
Nov 16	at BSU								
Nov 23	AFA								
Nov 30	USU								
TOTAL		18	1.0-1	0.0-0	0	0-0	0	0-0	0

2020

Date	Opponent	TKL	TFL-Yds	Sack-Yds	FF	FR-Yds	PBU	INT-yds	TD
Oct 24	at CSU								
Oct 31	SJSU	6	0.0-0	0.0-0	0	0-0	0	0-0	0
Nov 7	at HAW	2	0.0-0	0.0-0	0	0-0	1	0-0	0
Nov 14	NEV	3	1.0-3	0.0-0	0	0-0	0	0-0	0
Nov 20	at AFA	3	1.0-4	0.0-0	0	1-0	0	0-0	0
Nov 26	at USU	6	0.0-0	0.0-0	0	0-0	0	0-0	0
Dec 5	WYO	6	0.0-0	0.0-0	0	0-0	1	0-0	0
Dec 12	FS	5	0.5-2	0.5-2	0	0-0	1	1-18	0
TOTAL		31	2.5-9	0.5-2	0	1-0	3	1-18	0

2021

Date	Opponent	TKL	TFL-Yds	Sack-Yds	FF	FR-Yds	PBU	INT-yds	TD
Sept 2	HBU	5	0.0-0	0.0-0	0	0-0	0	0-0	0
Sept. 11	NMSU	6	0.0-0	0.0-0	0	0-0	1	0-0	0
Sept. 18	at TAMU	4	0.0-0	0.0-0	0	0-0	1	0-0	0
Sept. 25	at UTEP	1	0.0-0	0.0-0	0	0-0	0	0-0	0
Oct. 2	AFA	0	0.0-0	0.0-0	0	0-0	0	0-0	0
Oct. 9	at SDSU	3	0.0-0	0.0-0	0	0-0	0	0-0	0
Oct. 16	CSU	0	0.0-0	0.0-0	0	0-0	0	0-0	0
Oct. 23	at WYO	3	0.0-0	0.0-0	0	0-0	2	0-0	0
Nov. 6	UNLV	1	0.0-0	0.0-0	0	0-0	0	0-0	0
Nov. 13	at FS	6	0.0-0	0.0-0	0	0-0	0	0-0	0
Nov. 20	at BSU	2	0.0-0	0.0-0	0	0-0	0	0-0	0
Nov. 26	USU								
TOTAL		30	0.0-0	0.0-0	0	0-0	4	0-0	0
CAREER		104	4.5-13	0.5-2	1	1-0	7	1-18	0

DB - #4 Shadrack Lowery

2019

Date	Opponent	TKL	TFL-Yds	Sack-Yds	FF	FR-Yds	PBU	INT-yds	TD
Aug 31	SHSU	0	0.0-0	0.0-0	0	0-0	0	0-0	0
Sept 14	at ND	0	0.0-0	0.0-0	0	0-0	0	0-0	0
Sept 21	NMSU	0	0.0-0	0.0-0	0	0-0	0	0-0	0
Sept 28	at LIBERTY	0	0.0-0	0.0-0	0	0-0	0	0-0	0
Oct 4	at SJSU	0	0.0-0	0.0-0	0	0-0	0	0-0	0
Oct 11	CSU	0	0.0-0	0.0-0	0	0-0	0	0-0	0
Oct 19	at WYO	0	0.0-0	0.0-0	0	0-0	0	0-0	0
Oct 26	HAW	0	0.0-0	0.0-0	0	0-0	0	0-0	0
Nov 2	at NEV	0	0.0-0	0.0-0	0	0-0	0	0-0	0
Nov 16	at BSU	1	0.0-0	0.0-0	0	0-0	0	0-0	0
Nov 23	AFA	0	0.0-0	0.0-0	0	0-0	0	0-0	0
Nov 30	USU	0	0.0-0	0.0-0	0	0-0	0	0-0	0
TOTAL		1	0.0-0	0.0-0	0	0-0	0	0-0	0

2020

Date	Opponent	TKL	TFL-Yds	Sack-Yds	FF	FR-Yds	PBU	INT-yds	TD
Oct 24	at CSU								
Oct 31	SJSU								
Nov 7	at HAW								
Nov 14	NEV	0	0.0-0	0.0-0	0	0-0	0	0-0	0
Nov 20	at AFA								
Nov 26	at USU	1	0.0-0	0.0-0	0	0-0	0	0-0	0
Dec 5	WYO	5	0.0-0	0.0-0	0	0-0	0	0-0	0
Dec 12	FS	0	0.0-0	0.0-0	0	0-0	0	0-0	0
TOTAL		6	0.0-0	0.0-0	0	0-0	0	0-0	0

2021

Date	Opponent	TKL	TFL-Yds	Sack-Yds	FF	FR-Yds	PBU	INT-yds	TD
Sept 2	HBU	0	0.0-0	0.0-0	0	0-0	0	0-0	0
Sept. 11	NMSU	0	0.0-0	0.0-0	0	0-0	0	0-0	0
Sept. 18	at TAMU	0	0.0-0	0.0-0	0	0-0	0	0-0	0
Sept. 25	at UTEP	0	0.0-0	0.0-0	0	0-0	0	0-0	0
Oct. 2	AFA								
Oct. 9	at SDSU								
Oct. 16	CSU								
Oct. 23	at WYO								
Nov. 6	UNLV								
Nov. 13	at FS								
Nov. 20	at BSU								
Nov. 26	USU								
TOTAL		0	0.0-0	0.0-0	0	0-0	0	0-0	0
CAREER		7	0.0-0	0.0-0	0	0-0	0	0-0	0

DB - #7 Tavian Combs

2020

Date	Opponent	TKL	TFL-Yds	Sack-Yds	FF	FR-Yds	PBU	INT-yds	TD
Oct 24	at CSU								
Oct 31	SJSU	10	0.0-0	0.0-0	0	0-0	0	0-0	0
Nov 7	at HAW	7	0.0-0	0.0-0	0	0-0	0	0-0	0
Nov 14	NEV	7	0.0-0	0.0-0	0	0-0	0	0-0	0
Nov 20	at AFA	5	0.0-0	0.0-0	0	0-0	0	0-0	0
Nov 26	at USU	7	0.0-0	0.0-0	1	0-0	0	0-0	0
Dec 5	WYO	3	0.0-0	0.0-0	0	0-0	1	0-0	0
Dec 12	FS	12	0.5-1	0.5-1	0	0-0	0	0-0	0
TOTAL		51	0.5-1	0.5-1	1	0-0	1	0-0	0

2021

Date	Opponent	TKL	TFL-Yds	Sack-Yds	FF	FR-Yds	PBU	INT-yds	TD
Sept 2	HBU	12	0.5-0	0.0-0	1	0-0	1	1-1	0
Sept. 11	NMSU	5	0.0-0	0.0-0	0	0-0	0	0-0	0
Sept. 18	at TAMU	11	0.0-0	0.0-0	0	0-0	1	1-0	0
Sept. 25	at UTEP	4	0.0-0	0.0-0	0	0-0	0	0-0	0
Oct. 2	AFA	7	0.0-0	0.0-0	0	0-0	0	0-0	0
Oct. 9	at SDSU	11	0.0-0	0.0-0	0	0-0	0	0-0	0
Oct. 16	CSU	6	0.0-0	0.0-0	0	0-0	0	0-0	0
Oct. 23	at WYO	7	0.0-0	0.0-0	0	0-0	1	0-0	0
Nov. 6	UNLV	5	0.0-0	0.0-0	0	0-0	0	0-0	0
Nov. 13	at FS	Did Not Play							
Nov. 20	at BSU	8	1.0-1	0.0-0	0	0-0	1	0-0	0
Nov. 26	USU								
TOTAL		76	1.5-1	0.0-0	1	0-0	4	2-1	0
CAREER		127	2.0-2	0.5-1	2	0-0	5	2-1	0

2021

Date	Opponent	TKL	TFL-Yds	Sack-Yds	FF	FR-Yds	PBU	INT-yds	TD
Sept 2	HBU	5	1.0-3	0.0-0	0	0-0	1	0-0	0
Sept. 11	NMSU	2	0.0-0	0.0-0	0	0-0	2	0-0	0
Sept. 18	at TAMU	5	0.0-0	0.0-0	0	0-0	1	0-0	0
Sept. 25	at UTEP	5	0.0-0	0.0-0	0	0-0	2	0-0	0
Oct. 2	AFA	2	0.0-0	0.0-0	0	0-0	0	0-0	0
Oct. 9	at SDSU	4	0.0-0	0.0-0	0	0-0	0	0-0	0
Oct. 16	CSU	5	0.0-0	0.0-0	0	0-0	0	0-0	0
Oct. 23	at WYO			Did Not Play					
Nov. 6	UNLV			Did Not Play					
Nov. 13	at FS	1	0.0-0	0.0-0	0	0-0	0	0-0	0
Nov. 20	at BSU	2	0.0-0	0.0-0	0	0-0	1	1-16	0
Nov. 26	USU								
TOTAL		31	1.0-3	0.0-0	0	0-0	7	1-16	0
CAREER		81	4.0-7	1.0-2	0	0-0	19	1-16	0

DB - #9 Jerick Reed II

2019

Date	Opponent	TKL	TFL-Yds	Sack-Yds	FF	FR-Yds	PBU	INT-yds	TD
Aug 31	SHSU	3	0.0-0	0.0-0	0	0-0	0	0-0	0
Sept 14	at ND	3	0.0-0	0.0-0	0	0-0	0	0-0	0
Sept 21	NMSU	4	0.0-0	0.0-0	0	0-0	0	1-43	1
Sept 28	at LIBERTY	10	0.0-0	0.0-0	0	0-0	0	0-0	0
Oct 4	at SJSU	9	2.0-5	0.0-0	0	0-0	0	0-0	0
Oct 11	CSU	5	0.0-0	0.0-0	0	0-0	0	0-0	0
Oct 19	at WYO			Did Not Play					
Oct 26	HAW	5	0.0-0	0.0-0	0	0-0	1	0-0	0
Nov 2	at NEV	5	1.0-1	0.0-0	0	0-0	0	0-0	0
Nov 16	at BSU	2	0.0-0	0.0-0	0	0-0	0	0-0	0
Nov 23	AFA			Did Not Play					
Nov 30	USU	5	0.0-0	0.0-0	0	0-0	0	0-0	0
TOTAL		46	3.0-6	0.0-0	0	0-0	1	1-43	1

2020

Date	Opponent	TKL	TFL-Yds	Sack-Yds	FF	FR-Yds	PBU	INT-yds	TD
Oct 24	at CSU			No Contest					
Oct 31	SJSU	7	1.0-1	0.0-0	0	0-0	0	0-0	0
Nov 7	at HAW	3	0.0-0	0.0-0	0	0-0	0	2-28	0
Nov 14	NEV	8	0.0-0	0.0-0	0	0-0	1	1-25	0
Nov 20	at AFA	3	0.0-0	0.0-0	0	1-0	0	0-0	0
Nov 26	at USU	2	0.0-0	0.0-0	0	0-0	1	0-0	0
Dec 5	WYO	1	0.0-0	0.0-0	0	0-0	0	1-5	0
Dec 12	FS	9	0.0-0	0.0-0	0	0-0	1	0-0	0
TOTAL		33	1.0-1	0.0-0	0	1-0	3	4-58	0

2021

Date	Opponent	TKL	TFL-Yds	Sack-Yds	FF	FR-Yds	PBU	INT-yds	TD
Sept 2	HBU	4	0.0-0	0.0-0	0	0-0	1	0-0	0
Sept. 11	NMSU	4	0.0-0	0.0-0	0	0-0	1	1-0	0
Sept. 18	at TAMU	8	1.0-2	0.0-0	0	0-0	0	0-0	0
Sept. 25	at UTEP	12	0.0-0	0.0-0	0	0-0	2	0-0	0
Oct. 2	AFA	14	0.0-0	0.0-0	0	0-0	0	0-0	0
Oct. 9	at SDSU	5	0.0-0	0.0-0	0	0-0	0	0-0	0
Oct. 16	CSU	13	0.0-0	0.0-0	0	0-0	0	0-0	0
Oct. 23	at WYO	2	0.0-0	0.0-0	0	0-0	0	0-0	0
Nov. 6	UNLV	6	0.0-0	0.0-0	0	0-0	2	0-0	0
Nov. 13	at FS	6	0.0-0	0.0-0	0	0-0	1	0-0	0
Nov. 20	at BSU	8	0.0-0	0.0-0	0	0-0	0	0-0	0
Nov. 26	USU								
TOTAL		83	1.0-2	0.0-0	0	0-0	7	1-0	0
CAREER		161	5.0-9	0.0-0	0	1-0	11	6-101	1

DB - #11 Xavier Hailey

2021

Date	Opponent	TKL	TFL-Yds	Sack-Yds	FF	FR-Yds	PBU	INT-yds	TD
Sept 2	HBU			Did Not Play					
Sept. 11	NMSU			Did Not Play					
Sept. 18	at TAMU			Did Not Play					
Sept. 25	at UTEP			Did Not Play					
Oct. 2	AFA			Did Not Play					
Oct. 9	at SDSU			Did Not Play					
Oct. 16	CSU			Did Not Play					
Oct. 23	at WYO			Did Not Play					
Nov. 6	UNLV			Did Not Play					
Nov. 13	at FS	0	0.0-0	0.0-0	0	0-0	0	0-0	0
Nov. 20	at BSU			Did Not Play					
Nov. 26	USU								
TOTAL		0	0.0-0	0.0-0	0	0-0	0	0-0	0

DB - #12 Antonio Hunt

2019

Date	Opponent	TKL	TFL-Yds	Sack-Yds	FF	FR-Yds	PBU	INT-yds	TD
Aug 31	SHSU	1	0.0-0	0.0-0	0	0-0	0	0-0	0
Sept 14	at ND	1	0.0-0	0.0-0	0	0-0	0	0-0	0
Sept 21	NMSU	0	0.0-0	0.0-0	0	0-0	0	0-0	0
Sept 28	at LIBERTY			Did Not Play					
Oct 4	at SJSU			Did Not Play					
Oct 11	CSU			Did Not Play					
Oct 19	at WYO			Did Not Play					
Oct 26	HAW	0	0.0-0	0.0-0	0	0-0	0	0-0	0
Nov 2	at NEV			Did Not Play					
Nov 16	at BSU			Did Not Play					
Nov 23	AFA			Did Not Play					
Nov 30	USU			Did Not Play					
TOTAL		2	0.0-0	0.0-0	0	0-0	0	0-0	0

2020

Date	Opponent	TKL	TFL-Yds	Sack-Yds	FF	FR-Yds	PBU	INT-yds	TD
Oct 24	at CSU			No Contest					
Oct 31	SJSU	5	0.0-0	0.0-0	0	0-0	0	0-0	0
Nov 7	at HAW	0	0.0-0	0.0-0	0	0-0	1	0-0	0
Nov 14	NEV	0	0.0-0	0.0-0	0	0-0	0	0-0	0
Nov 20	at AFA	0	0.0-0	0.0-0	0	0-0	0	0-0	0
Nov 26	at USU	2	0.0-0	0.0-0	0	0-0	0	0-0	0
Dec 5	WYO	0	0.0-0	0.0-0	0	0-0	0	0-0	0
Dec 12	FS	0	0.0-0	0.0-0	0	0-0	0	0-0	0
TOTAL		7	0.0-0	0.0-0	0	0-0	1	0-0	0

2021

Date	Opponent	TKL	TFL-Yds	Sack-Yds	FF	FR-Yds	PBU	INT-yds	TD
Sept 2	HBU	2	0.0-0	0.0-0	0	0-0	0	0-0	0
Sept. 11	NMSU	1	0.0-0	0.0-0	0	0-0	1	0-0	0
Sept. 18	at TAMU	0	0.0-0	0.0-0	0	0-0	0	0-0	0
Sept. 25	at UTEP	0	0.0-0	0.0-0	0	0-0	0	0-0	0
Oct. 2	AFA	1	0.0-0	0.0-0	0	0-0	0	0-0	0
Oct. 9	at SDSU			Did Not Play					
Oct. 16	CSU			Did Not Play					
Oct. 23	at WYO			Did Not Play					
Nov. 6	UNLV			Did Not Play					
Nov. 13	at FS			Did Not Play					
Nov. 20	at BSU			Did Not Play					
Nov. 26	USU								
TOTAL		4	0.0-0	0.0-0	0	0-0	1	0-0	0
CAREER		13	0.0-0	0.0-0	0	0-0	2	0-0	0

DB - #14 Ronald Wilson

2021

Date	Opponent	TKL	TFL-Yds	Sack-Yds	FF	FR-Yds	PBU	INT-yds	TD
Sept 2	HBU			Did Not Play					
Sept. 11	NMSU			Did Not Play					
Sept. 18	at TAMU	3	0.0-0	0.0-0	0	0-0	0	0-0	0
Sept. 25	at UTEP	6	1.0-2	0.0-0	0	0-0	0	1-0	0
Oct. 2	AFA	2	0.0-0	0.0-0	0	0-0	0	0-0	0
Oct. 9	at SDSU	5	0.0-0	0.0-0	0	0-0	0	0-0	0
Oct. 16	CSU	12	0.0-0	0.0-0	0	0-0	0	0-0	0
Oct. 23	at WYO	2	0.0-0	0.0-0	0	0-0	0	0-0	0
Nov. 6	UNLV	2	0.0-0	0.0-0	0	0-0	1	1-0	0
Nov. 13	at FS	8	0.0-0	0.0-0	0	1-0	0	0-0	0
Nov. 20	at BSU	9	0.0-0	0.0-0	0	0-0	0	0-0	0
Nov. 26	USU								
TOTAL		49	1.0-2	0.0-0	0	1-0	1	2-0	0

DB - #20 Andrell Barney, Jr.

2021

Date	Opponent	TKL	TFL-Yds	Sack-Yds	FF	FR-Yds	PBU	INT-yds	TD
Sept 2	HBU	0	0.0-0	0.0-0	0	0-0	0	0-0	0
Sept. 11	NMSU			Did Not Play					
Sept. 18	at TAMU	1	0.0-0	0.0-0	0	0-0	0	0-0	0
Sept. 25	at UTEP	1	0.0-0	0.0-0	0	0-0	0	0-0	0
Oct. 2	AFA			Did Not Play					
Oct. 9	at SDSU			Did Not Play					
Oct. 16	CSU			Did Not Play					
Oct. 23	at WYO	0	0.0-0	0.0-0	0	0-0	0	0-0	0
Nov. 6	UNLV			Did Not Play					
Nov. 13	at FS			Did Not Play					
Nov. 20	at BSU			Did Not Play					
Nov. 26	USU								
TOTAL		2	0.0-0	0.0-0	0	0-0	0	0-0	0

DB - #21 A.J. Odums

2021

Date	Opponent	TKL	TFL-Yds	Sack-Yds	FF	FR-Yds	PBU	INT-yds	TD
Sept 2	HBU			Did Not Play					
Sept. 11	NMSU			Did Not Play					
Sept. 18	at TAMU	2	0.0-0	0.0-0	0	0-0	0	0-0	0
Sept. 25	at UTEP	2	0.0-0	0.0-0	0	0-0	0	0-0	0
Oct. 2	AFA			Did Not Play					
Oct. 9	at SDSU	0	0.0-0	0.0-0	0	0-0	0	0-0	0
Oct. 16	CSU	0	0.0-0	0.0-0	0	0-0	0	0-0	0
Oct. 23	at WYO	0	0.0-0	0.0-0	0	0-0	0	0-0	0
Nov. 6	UNLV			Did Not Play					
Nov. 13	at FS			Did Not Play					
Nov. 20	at BSU	0	0.0-0	0.0-0	0	0-0	0	0-0	0
Nov. 26	USU								
TOTAL		4	0.0-0	0.0-0	0	0-0	0	0-0	0

2021

Date	Opponent	TKL	TFL-Yds	Sack-Yds	FF	FR-Yds	PBU	INT-yds	TD
Sept 2	HBU	0	0.0-0	0.0-0	0	0-0	0	0-0	0
Sept. 11	NMSU	1	0.0-0	0.0-0	0	0-0	0	0-0	0
Sept. 18	at TAMU	0	0.0-0	0.0-0	0	0-0	0	0-0	0
Sept. 25	at UTEP	1	0.0-0	0.0-0	0	0-0	0	0-0	0
Oct. 2	AFA	0	0.0-0	0.0-0	0	0-0	0	0-0	0
Oct. 9	at SDSU	0	0.0-0	0.0-0	0	0-0	0	0-0	0
Oct. 16	CSU	0	0.0-0	0.0-0	0	0-0	0	0-0	0
Oct. 23	at WYO	0	0.0-0	0.0-0	0	0-0	0	0-0	0
Nov. 6	UNLV	0	0.0-0	0.0-0	0	0-0	0	0-0	0
Nov. 13	at FS	0	0.0-0	0.0-0	0	0-0	0	0-0	0
Nov. 20	at BSU	0	0.0-0	0.0-0	0	0-0	0	0-0	0
Nov. 26	USU								
TOTAL		2	0.0-0	0.0-0	0	0-0	0	0-0	0
CAREER		9	0.0-0	0.0-0	0	0-0	0	0-0	0

S - #27 Quinn Potts

2020

Date	Opponent	TKL	TFL-Yds	Sack-Yds	FF	FR-Yds	PBU	INT-yds	TD
Oct 24	at CSU					No Contest			
Oct 31	SJSU					Did Not Play			
Nov 7	at HAW					Did Not Play			
Nov 14	NEV					Did Not Play			
Nov 20	at AFA					Did Not Play			
Nov 26	at USU	0	0.0-0	0.0-0	0	0-0	0	0-0	0
Dec 5	WYO					Did Not Play			
Dec 12	FS	1	0.0-0	0.0-0	0	0-0	0	0-0	0
TOTAL		1	0.0-0	0.0-0	0	0-0	0	0-0	0

2021

Date	Opponent	TKL	TFL-Yds	Sack-Yds	FF	FR-Yds	PBU	INT-yds	TD
Sept 2	HBU	0	0.0-0	0.0-0	0	0-0	0	0-0	0
Sept. 11	NMSU	1	0.0-0	0.0-0	0	0-0	0	0-0	0
Sept. 18	at TAMU	0	0.0-0	0.0-0	0	0-0	0	0-0	0
Sept. 25	at UTEP					Did Not Play			
Oct. 2	AFA	0	0.0-0	0.0-0	0	0-0	0	0-0	0
Oct. 9	at SDSU	0	0.0-0	0.0-0	0	0-0	0	0-0	0
Oct. 16	CSU	0	0.0-0	0.0-0	0	0-0	0	0-0	0
Oct. 23	at WYO	0	0.0-0	0.0-0	0	0-0	0	0-0	0
Nov. 6	UNLV	0	0.0-0	0.0-0	0	0-0	0	0-0	0
Nov. 13	at FS	0	0.0-0	0.0-0	0	0-0	0	0-0	0
Nov. 20	at BSU	0	0.0-0	0.0-0	0	0-0	0	0-0	0
Nov. 26	USU								
TOTAL		1	0.0-0	0.0-0	0	0-0	0	0-0	0
CAREER		2	0.0-0	0.0-0	0	0-0	0	0-0	0

CB - #29 Duce Jones

2020

Date	Opponent	TKL	TFL-Yds	Sack-Yds	FF	FR-Yds	PBU	INT-yds	TD
Oct 24	at CSU					No Contest			
Oct 31	SJSU					Did Not Play			
Nov 7	at HAW					Did Not Play			
Nov 14	NEV					Did Not Play			
Nov 20	at AFA					Did Not Play			
Nov 26	at USU					Did Not Play			
Dec 5	WYO					Did Not Play			
Dec 12	FS					Did Not Play			
TOTAL		0	0.0-0	0.0-0	0	0-0	0	0-0	0

2021

Date	Opponent	TKL	TFL-Yds	Sack-Yds	FF	FR-Yds	PBU	INT-yds	TD
Sept 2	HBU	0	0.0-0	0.0-0	0	0-0	0	0-0	0
Sept. 11	NMSU					Did Not Play			
Sept. 18	at TAMU	0	0.0-0	0.0-0	0	0-0	0	0-0	0
Sept. 25	at UTEP					Did Not Play			
Oct. 2	AFA					Did Not Play			
Oct. 9	at SDSU	0	0.0-0	0.0-0	0	0-0	0	0-0	0
Oct. 16	CSU	0	0.0-0	0.0-0	0	0-0	0	0-0	0
Oct. 23	at WYO	0	0.0-0	0.0-0	0	0-0	0	0-0	0
Nov. 6	UNLV	0	0.0-0	0.0-0	0	0-0	0	0-0	0
Nov. 13	at FS					Did Not Play			
Nov. 20	at BSU					Did Not Play			
Nov. 26	USU								
TOTAL		0	0.0-0	0.0-0	0	0-0	0	0-0	0
CAREER		0	0.0-0	0.0-0	0	0-0	0	0-0	0

S - #31 Mathias Bertram

2020

Date	Opponent	TKL	TFL-Yds	Sack-Yds	FF	FR-Yds	PBU	INT-yds	TD
Oct 24	at CSU					No Contest			
Oct 31	SJSU	0	0.0-0	0.0-0	0	0-0	0	0-0	0
Nov 7	at HAW					Did Not Play			
Nov 14	NEV					Did Not Play			
Nov 20	at AFA					Did Not Play			
Nov 26	at USU					Did Not Play			
Dec 5	WYO					Did Not Play			
Dec 12	FS					Did Not Play			
TOTAL		0	0.0-0	0.0-0	0	0-0	0	0-0	0

2021

Date	Opponent	TKL	TFL-Yds	Sack-Yds	FF	FR-Yds	PBU	INT-yds	TD
Sept 2	HBU					Did Not Play			
Sept. 11	NMSU	0	0.0-0	0.0-0	0	0-0	0	0-0	0
Sept. 18	at TAMU	3	1.0-3	0.0-0	0	0-0	0	0-0	0
Sept. 25	at UTEP	0	0.0-0	0.0-0	0	0-0	0	0-0	0
Oct. 2	AFA	0	0.0-0	0.0-0	0	0-0	0	0-0	0
Oct. 9	at SDSU	1	0.0-0	0.0-0	0	0-0	0	0-0	0
Oct. 16	CSU	0	0.0-0	0.0-0	0	0-0	0	0-0	0
Oct. 23	at WYO	1	0.0-0	0.0-0	0	0-0	0	0-0	0
Nov. 6	UNLV	0	0.0-0	0.0-0	0	0-0	0	0-0	0
Nov. 13	at FS	0	0.0-0	0.0-0	0	0-0	0	0-0	0
Nov. 20	at BSU	3	0.0-0	0.0-0	0	0-0	0	0-0	0
Nov. 26	USU								
TOTAL		8	1.0-3	0.0-0	0	0-0	0	0-0	0
CAREER		8	1.0-3	0.0-0	0	0-0	0	0-0	0

CB - #96 Corey Hightower

2017

Date	Opponent	TKL	TFL-Yds	Sack-Yds	FF	FR-Yds	PBU	INT-yds	TD
Sept 2	ACU	0	0.0-0	0.0-0	0	0-0	0	0-0	0
Sept 9	NMSU	0	0.0-0	0.0-0	0	0-0	0	0-0	0
Sept 14	at BSU	0	0.0-0	0.0-0	0	0-0	0	0-0	0
Sept 23	at Tulsa	0	0.0-0	0.0-0	0	0-0	0	0-0	0
Sept 30	AFA	0	0.0-0	0.0-0	0	0-0	0	0-0	0
Oct 14	at FS	0	0.0-0	0.0-0	0	0-0	0	0-0	0
Oct 20	CSU	0	0.0-0	0.0-0	0	0-0	0	0-0	0
Oct 28	at WYO	0	0.0-0	0.0-0	0	0-0	0	0-0	0
Nov 4	USU	0	0.0-0	0.0-0	0	0-0	0	0-0	0
Nov 11	TA&M	0	0.0-0	0.0-0	0	0-0	0	0-0	0
Nov 17	UNLV	0	0.0-0	0.0-0	0	0-0	0	0-0	0
Nov 24	at SDSU	0	0.0-0	0.0-0	0	0-0	0	0-0	0
TOTAL		0	0.0-0	0.0-0	0	0-0	0	0-0	0

2018

Date	Opponent	TKL	TFL-Yds	Sack-Yds	FF	FR-Yds	PBU	INT-yds	TD
Sept 1	UIW	0	0.0-0	0.0-0	0	0-0	0	0-0	0
Sept 8	at WISC	0	0.0-0	0.0-0	0	0-0	0	0-0	0
Sept 15	at NMSU					Did Not Play			
Sept 29	LIBERTY					Did Not Play			
Oct 6	at UNLV					Did Not Play			
Oct 13	at CSU					Did Not Play			
Oct 20	FS	0	0.0-0	0.0-0	0	0-0	0	0-0	0
Oct 27	at USU	0	0.0-0	0.0-0	0	0-0	0	0-0	0
Nov 3	SDSU					Did Not Play			
Nov 10	at USU					Did Not Play			
Nov 16	BSU					Did Not Play			
Nov 24	WYO					Did Not Play			
TOTAL		0	0.0-0	0.0-0	0	0-0	0	0-0	0

2019

Date	Opponent	TKL	TFL-Yds	Sack-Yds	FF	FR-Yds	PBU	INT-yds	TD
Aug 31	SHSU	0	0.0-0	0.0-0	0	0-0	0	0-0	0
Sept 14	at ND					Did Not Play			
Sept 21	NMSU	0	0.0-0	0.0-0	0	0-0	0	0-0	0
Sept 28	at LIBERTY	0	0.0-0	0.0-0	0	0-0	0	0-0	0
Oct 4	at SJSU					Did Not Play			
Oct 11	CSU					Did Not Play			
Oct 19	at WYO					Did Not Play			
Oct 26	HAW	0	0.0-0	0.0-0	0	0-0	0	0-0	0
Nov 2	at NEV					Did Not Play			
Nov 16	at BSU					Did Not Play			
Nov 23	AFA	0	0.0-0	0.0-0	0	0-0	0	0-0	0
Nov 30	USU	2	0.0-0	0.0-0	0	0-0	0	0-0	0
TOTAL		2	0.0-0	0.0-0	0	0-0	0	0-0	0

2020

Date	Opponent	TKL	TFL-Yds	Sack-Yds	FF	FR-Yds	PBU	INT-yds	TD
Oct 24	at CSU					No Contest			
Oct 31	SJSU	0	0.0-0	0.0-0	0	0-0	0	0-0	0
Nov 7	at HAW	0	0.0-0	0.0-0	0	0-0	0	0-0	0
Nov 14	NEV	0	0.0-0	0.0-0	0	0-0	0	0-0	0
Nov 20	at AFA	0	0.0-0	0.0-0	0	0-0	0	0-0	0
Nov 26	at USU	0	0.0-0	0.0-0	0	0-0	0	0-0	0
Dec 5	WYO	2	0.0-0	0.0-0	0	0-0	0	0-0	0
Dec 12	FS	0	0.0-0	0.0-0	0	0-0	0	0-0	0
TOTAL		2	0.0-0	0.0-0	0	0-0	0	0-0	0

2021

Date	Opponent	TKL	TFL-Yds	Sack-Yds	FF	FR-Yds	PBU	INT-yds	TD
Sept 2	HBU	3	0.0-0	0.0-0	0	0-0	0	0-0	0
Sept. 11	NMSU	3	0.0-0	0.0-0	0	0-0	0	0-0	0
Sept. 18	at TAMU	2	0.0-0	0.0-0	0	0-0	0	0-0	0
Sept. 25	at UTEP	6	0.0-0	0.0-0	0	0-0	1	0-0	0
Oct. 2	AFA	7	0.0-0	0.0-0	0	0-0	0	0-0	0
Oct. 9	at SDSU	1	0.5-1	0.0-0	0	0-0	1	0-0	0
Oct. 16	CSU	6	1.0-1	0.0-0	0	0-0	0	0-0	0
Oct. 23	at WYO	2	0.0-0	0.0-0	0	0-0	1	1-4	0
Nov. 6	UNLV	3	0.0-0	0.0-0	0	0-0	1	0-0	0
Nov. 13	at FS	3	0.0-0	0.0-0	0	0-0	0	0-0	0
Nov. 20	at BSU	4	0.0-0	0.0-0	0	0-0	0	0-0	0
Nov. 26	USU								
TOTAL		40	1.5-2	0.0-0	0	0-0	4	1-4	0
CAREER		44	1.5-2	0.0-0	0	0-0	4	1-4	0

LB - #18 Alec Morencio

2021

Date	Opponent	TKL	TFL-Yds	Sack-Yds	FF	FR-Yds	PBU	INT-yds	TD
Sept 2	HBU								
Sept. 11	NMSU								
Sept. 18	at TAMU	1	0.0-0	0.0-0	0	0-0	0	0-0	0
Sept. 25	at UTEP	0	0.0-0	0.0-0	0	0-0	0	0-0	0
Oct. 2	AFA	1	0.0-0	0.0-0	0	0-0	0	0-0	0
Oct. 9	at SDSU	1	0.0-0	0.0-0	0	0-0	0	0-0	0
Oct. 16	CSU	0	0.0-0	0.0-0	0	0-0	0	0-0	0
Oct. 23	at WYO	0	0.0-0	0.0-0	0	0-0	0	0-0	0
Nov. 6	UNLV	1	0.0-0	0.0-0	0	0-0	0	0-0	0
Nov. 13	at FS	0	0.0-0	0.0-0	0	0-0	0	0-0	0
Nov. 20	at BSU	0	0.0-0	0.0-0	0	0-0	0	0-0	0
Nov. 26	USU								
TOTAL		4	0.0-0	0.0-0	0	0-0	0	0-0	0

LB - #19 Devin Sanders

2019

Date	Opponent	TKL	TFL-Yds	Sack-Yds	FF	FR-Yds	PBU	INT-yds	TD
Aug 31	SHSU	1	0.0-0	0.0-0	0	0-0	0	0-0	0
Sept 14	at ND	2	0.0-0	0.0-0	0	0-0	0	0-0	0
Sept 21	NMSU	2	1.0-5	1.0-5	0	0-0	0	0-0	0
Sept 28	at LIBERTY	2	0.0-0	0.0-0	0	0-0	0	0-0	0
Oct 4	at SJSU	2	0.0-0	0.0-0	0	0-0	0	0-0	0
Oct 11	CSU	3	0.5-1	0.5-1	1	0-0	0	0-0	0
Oct 19	at WYO	1	0.0-0	0.0-0	0	0-0	0	0-0	0
Oct 26	HAW	4	0.5-1	0.0-0	0	0-0	0	0-0	0
Nov 2	at NEV	1	0.0-0	0.0-0	0	0-0	0	0-0	0
Nov 16	at BSU	3	0.0-0	0.0-0	0	1-0	0	0-0	0
Nov 23	AFA	0	0.0-0	0.0-0	0	0-0	0	0-0	0
Nov 30	USU	2	0.0-0	0.0-0	0	0-0	0	0-0	0
TOTAL		23	2.0-7	1.5-6	1	1-0	0	0-0	0

2020

Date	Opponent	TKL	TFL-Yds	Sack-Yds	FF	FR-Yds	PBU	INT-yds	TD
Oct 24	at CSU								
Oct 31	SJSU	5	0.0-0	0.0-0	0	0-0	1	0-0	0
Nov 7	at HAW	8	0.0-0	0.0-0	0	0-0	0	0-0	0
Nov 14	NEV	2	0.0-0	0.0-0	0	0-0	0	0-0	0
Nov 20	at AFA	6	0.0-0	0.0-0	1	0-0	0	0-0	0
Nov 26	at USU	6	0.0-0	0.0-0	0	0-0	0	0-0	0
Dec 5	WYO	2	0.5-1	0.0-0	0	0-0	0	0-0	0
Dec 12	FS	3	0.5-0	0.0-0	1	0-0	0	0-0	0
TOTAL		32	1.0-1	0.0-0	2	0-0	1	0-0	0

2021

Date	Opponent	TKL	TFL-Yds	Sack-Yds	FF	FR-Yds	PBU	INT-yds	TD
Sept 2	HBU	4	1.0-2	0.0-0	0	1-0	0	0-0	0
Sept. 11	NMSU	2	0.0-0	0.0-0	0	0-0	0	0-0	0
Sept. 18	at TAMU	3	0.0-0	0.0-0	0	0-0	0	0-0	0
Sept. 25	at UTEP	2	0.0-0	0.0-0	0	0-0	0	0-0	0
Oct. 2	AFA	1	0.0-0	0.0-0	0	0-0	0	0-0	0
Oct. 9	at SDSU	5	0.5-0	0.0-0	0	0-0	0	0-0	0
Oct. 16	CSU	3	0.0-0	0.0-0	0	0-0	0	0-0	0
Oct. 23	at WYO	2	0.0-0	0.0-0	0	0-0	0	0-0	0
Nov. 6	UNLV	0	0.0-0	0.0-0	0	1-0	0	0-0	0
Nov. 13	at FS	3	0.5-1	0.0-0	1	0-0	0	0-0	0
Nov. 20	at BSU	1	0.0-0	0.0-0	0	0-0	0	0-0	0
Nov. 26	USU								
TOTAL		26	2.0-3	0.0-0	1	2-0	0	0-0	0
CAREER		81	5.0-11	1.5-6	4	3-0	1	0-0	0

LB - #30 Ray Leutele

2020

Date	Opponent	TKL	TFL-Yds	Sack-Yds	FF	FR-Yds	PBU	INT-yds	TD
Oct 24	at CSU								
Oct 31	SJSU	0	0.0-0	0.0-0	0	0-0	0	0-0	0
Nov 7	at HAW	2	0.0-0	0.0-0	0	0-0	0	0-0	0
Nov 14	NEV	2	1.0-2	0.0-0	0	0-0	0	0-0	0
Nov 20	at AFA	0	0.0-0	0.0-0	0	0-0	0	0-0	0
Nov 26	at USU	1	0.0-0	0.0-0	0	0-0	0	0-0	0
Dec 5	WYO	1	0.0-0	0.0-0	0	0-0	0	0-0	0
Dec 12	FS	5	1.5-2	0.0-0	0	0-0	0	0-0	0
TOTAL		11	2.5-4	0.0-0	0	0-0	0	0-0	0

2021

Date	Opponent	TKL	TFL-Yds	Sack-Yds	FF	FR-Yds	PBU	INT-yds	TD
Sept 2	HBU	3	0.5-1	0.0-0	0	0-0	2	1-3	0
Sept. 11	NMSU	2	0.0-0	0.0-0	0	0-0	0	0-0	0
Sept. 18	at TAMU	3	1.0-3	1.0-3	0	0-0	0	0-0	0
Sept. 25	at UTEP	1	1.0-11	1.0-11	0	0-0	0	0-0	0
Oct. 2	AFA	5	0.0-0	0.0-0	0	0-0	0	0-0	0
Oct. 9	at SDSU	5	1.0-2	0.0-0	1	1-15	0	0-0	1
Oct. 16	CSU	4	2.0-12	1.0-10	0	0-0	0	0-0	0
Oct. 23	at WYO	2	0.0-0	0.0-0	0	0-0	0	0-0	0
Nov. 6	UNLV	1	0.0-0	0.0-0	0	0-0	0	0-0	0
Nov. 13	at FS	4	1.5-13	1.0-11	0	0-0	0	0-0	0
Nov. 20	at BSU	2	0.5-1	0.0-0	0	0-0	0	0-0	0
Nov. 26	USU								
TOTAL		32	7.5-42	4.0-35	1	1-15	2	1-3	1
CAREER		43	10.0-37	4.0-35	1	1-15	2	1-3	1

LB - #33 Josh Howes

2021

Date	Opponent	TKL	TFL-Yds	Sack-Yds	FF	FR-Yds	PBU	INT-yds	TD
Sept 2	HBU								
Sept. 11	NMSU								
Sept. 18	at TAMU								
Sept. 25	at UTEP								
Oct. 2	AFA								
Oct. 9	at SDSU								
Oct. 16	CSU								
Oct. 23	at WYO								
Nov. 6	UNLV								
Nov. 13	at FS								
Nov. 20	at BSU								
Nov. 26	USU								
TOTAL		0	0.0-0	0.0-0	0	0-0	0	0-0	0

LB - #35 Semaj Sims

2020

Date	Opponent	TKL	TFL-Yds	Sack-Yds	FF	FR-Yds	PBU	INT-yds	TD
Oct 24	at CSU								
Oct 31	SJSU								
Nov 7	at HAW								
Nov 14	NEV								
Nov 20	at AFA								
Nov 26	at USU								
Dec 5	WYO								
Dec 12	FS								
TOTAL		0	0.0-0	0.0-0	0	0-0	0	0-0	0

2021

Date	Opponent	TKL	TFL-Yds	Sack-Yds	FF	FR-Yds	PBU	INT-yds	TD
Sept 2	HBU								
Sept. 11	NMSU								
Sept. 18	at TAMU								
Sept. 25	at UTEP								
Oct. 2	AFA								
Oct. 9	at SDSU								
Oct. 16	CSU								
Oct. 23	at WYO								
Nov. 6	UNLV								
Nov. 13	at FS								
Nov. 20	at BSU								
Nov. 26	USU								
TOTAL		0	0.0-0	0.0-0	0	0-0	0	0-0	0
CAREER		0	0.0-0	0.0-0	0	0-0	0	0-0	0

LB - #36 Syaire Riley

2020

Date	Opponent	TKL	TFL-Yds	Sack-Yds	FF	FR-Yds	PBU	INT-yds	TD
Oct 24	at CSU								
Oct 31	SJSU	0	0.0-0	0.0-0	0	0-0	0	0-0	0
Nov 7	at HAW	1	0.0-0	0.0-0	0	0-0	0	0-0	0
Nov 14	NEV	2	0.0-0	0.0-0	0	0-0	0	0-0	0
Nov 20	at AFA	3	0.0-0	0.0-0	0	0-0	0	0-0	0
Nov 26	at USU	0	0.0-0	0.0-0	0	0-0	0	0-0	0
Dec 5	WYO	0	0.0-0	0.0-0	0	0-0	0	0-0	0
Dec 12	FS	0	0.0-0	0.0-0	0	0-0	0	0-0	0
TOTAL		6	0.0-0	0.0-0	0	0-0	0	0-0	0

2021

Date	Opponent	TKL	TFL-Yds	Sack-Yds	FF	FR-Yds	PBU	INT-yds	TD
Sept 2	HBU	3	1.0-3	0.0-0	0	0-0	1	0-0	0
Sept. 11	NMSU	3	0.0-0	0.0-0	0	0-0	0	0-0	0
Sept. 18	at TAMU	5	1.0-5	0.0-0	0	0-0	0	0-0	0
Sept. 25	at UTEP	4	0.0-0	0.0-0	0	0-0	0	0-0	0
Oct. 2	AFA	7	1.0-2	0.0-0	0	0-0	0	0-0	0
Oct. 9	at SDSU	3	0.0-0	0.0-0	0	0-0	0	0-0	0
Oct. 16	CSU	4	0.0-0	0.0-0	0	0-0	0	0-0	0
Oct. 23	at WYO	0	0.0-0	0.0-0	0	0-0	0	0-0	0
Nov. 6	UNLV	3	0.5-2	0.0-0	0	0-0	0	0-0	0
Nov. 13	at FS	4	1.0-13	1.0-13	1	0-0	0	0-0	0
Nov. 20	at BSU	6	0.5-0	0.0-0	0	0-0	0	0-0	0
Nov. 26	USU								
TOTAL		42	5.0-25	1.0-13	1	0-0	1	0-0	0
CAREER		48	5.0-25	1.0-13	1	0-0	1	0-0	0

LB - #42 Dion Hunter

2020

Date	Opponent	TKL	TFL-Yds	Sack-Yds	FF	FR-Yds	PBU	INT-yds	TD
Oct 24	at CSU				No Contest				
Oct 31	SJSU				Did Not Play				
Nov 7	at HAW	5	0.0-0	0.0-0	0	0-0	0	0-0	0
Nov 14	NEV	2	0.5-0	0.0-0	0	0-0	0	0-0	0
Nov 20	at AFA				Did Not Play				
Nov 26	at USU				Did Not Play				
Dec 5	WYO				Did Not Play				
Dec 12	FS	0	0.0-0	0.0-0	0	0-0	0	0-0	0
TOTAL		7	0.5-0	0.0-0	0	0-0	0	0-0	0

2021

Date	Opponent	TKL	TFL-Yds	Sack-Yds	FF	FR-Yds	PBU	INT-yds	TD
Sept 2	HBU	6	1.0-9	1.0-9	0	0-0	0	0-0	0
Sept. 11	NMSU				Did Not Play				
Sept. 18	at TAMU				Did Not Play				
Sept. 25	at UTEP				Did Not Play				
Oct. 2	AFA				Did Not Play				
Oct. 9	at SDSU				Did Not Play				
Oct. 16	CSU	3	1.0-7	1.0-7	0	0-0	0	0-0	0
Oct. 23	at WYO	6	0.0-0	0.0-0	0	0-0	0	0-0	0
Nov. 6	UNLV	3	1.0-7	0.0-0	0	0-0	0	0-0	0
Nov. 13	at FS				Did Not Play				
Nov. 20	at BSU				Did Not Play				
Nov. 26	USU								
TOTAL		18	4.0-23	2.0-16	0	0-0	0	0-0	0
CAREER		41	4.0-24	2.0-16	0	0-0	0	0-0	0

LB - #45 Josh Woisin

2019

Date	Opponent	TKL	TFL-Yds	Sack-Yds	FF	FR-Yds	PBU	INT-yds	TD
Aug 3	SHSU				Did Not Play				
Sept 14	at ND				Did Not Play				
Sept 21	NMSU				Did Not Play				
Sept 28	at LIBERTY				Did Not Play				
Oct 4	at SJSU				Did Not Play				
Oct 11	CSU				Did Not Play				
Oct 19	at WYO				Did Not Play				
Oct 26	HAW				Did Not Play				
Nov 2	at NEV				Did Not Play				
Nov 16	at BSU				Did Not Play				
Nov 23	AFA				Did Not Play				
Nov 30	USU				Did Not Play				
TOTAL		0	0.0-0	0.0-0	0	0-0	0	0-0	0

2020

Date	Opponent	TKL	TFL-Yds	Sack-Yds	FF	FR-Yds	PBU	INT-yds	TD
Oct 24	at CSU				No Contest				
Oct 31	SJSU	0	0.0-0	0.0-0	0	0-0	0	0-0	0
Nov 7	at HAW	1	0.0-0	0.0-0	0	0-0	0	0-0	0
Nov 14	NEV	0	0.0-0	0.0-0	0	0-0	0	0-0	0
Nov 20	at AFA	0	0.0-0	0.0-0	0	0-0	0	0-0	0
Nov 26	at USU	0	0.0-0	0.0-0	0	0-0	0	0-0	0
Dec 5	WYO	0	0.0-0	0.0-0	0	0-0	0	0-0	0
Dec 12	FS	1	0.0-0	0.0-0	0	0-0	0	0-0	0
TOTAL		2	0.0-0	0.0-0	0	0-0	0	0-0	0

2021

Date	Opponent	TKL	TFL-Yds	Sack-Yds	FF	FR-Yds	PBU	INT-yds	TD
Sept 2	HBU	0	0.0-0	0.0-0	0	0-0	0	0-0	0
Sept. 11	NMSU	0	0.0-0	0.0-0	0	0-0	0	0-0	0
Sept. 18	at TAMU				Did Not Play				
Sept. 25	at UTEP				Did Not Play				
Oct. 2	AFA	0	0.0-0	0.0-0	0	0-0	0	0-0	0
Oct. 9	at SDSU	0	0.0-0	0.0-0	0	0-0	0	0-0	0
Oct. 16	CSU	0	0.0-0	0.0-0	0	0-0	0	0-0	0
Oct. 23	at WYO	0	0.0-0	0.0-0	0	0-0	0	0-0	0
Nov. 6	UNLV	0	0.0-0	0.0-0	0	0-0	0	0-0	0
Nov. 13	at FS	0	0.0-0	0.0-0	0	0-0	0	0-0	0
Nov. 20	at BSU	0	0.0-0	0.0-0	0	0-0	0	0-0	0
Nov. 26	USU								
TOTAL		0	0.0-0	0.0-0	0	0-0	0	0-0	0
CAREER		2	0.0-0	0.0-0	0	0-0	0	0-0	0

LB - #55 JD Roberts

2021

Date	Opponent	TKL	TFL-Yds	Sack-Yds	FF	FR-Yds	PBU	INT-yds	TD
Sept 2	HBU				Did Not Play				
Sept. 11	NMSU				Did Not Play				
Sept. 18	at TAMU				Did Not Play				
Sept. 25	at UTEP				Did Not Play				
Oct. 2	AFA				Did Not Play				
Oct. 9	at SDSU				Did Not Play				
Oct. 16	CSU				Did Not Play				
Oct. 23	at WYO				Did Not Play				
Nov. 6	UNLV				Did Not Play				
Nov. 13	at FS				Did Not Play				
Nov. 20	at BSU				Did Not Play				
Nov. 26	USU								
TOTAL		0	0.0-0	0.0-0	0	0-0	0	0-0	0

LB - #58 Cody Moon

2020

Date	Opponent	TKL	TFL-Yds	Sack-Yds	FF	FR-Yds	PBU	INT-yds	TD
Oct 24	at CSU				No Contest				
Oct 31	SJSU				Did Not Play				
Nov 7	at HAW				Did Not Play				
Nov 14	NEV				Did Not Play				
Nov 20	at AFA				Did Not Play				
Nov 26	at USU				Did Not Play				
Dec 5	WYO				Did Not Play				
Dec 12	FS				Did Not Play				
TOTAL		0	0.0-0	0.0-0	0	0-0	0	0-0	0
CAREER		0	0.0-0	0.0-0	0	0-0	0	0-0	0

2021

Date	Opponent	TKL	TFL-Yds	Sack-Yds	FF	FR-Yds	PBU	INT-yds	TD
Sept 2	HBU	0	0.0-0	0.0-0	0	0-0	0	0-0	0
Sept. 11	NMSU	3	0.0-0	0.0-0	0	0-0	1	1-0	0
Sept. 18	at TAMU	2	0.0-0	0.0-0	0	0-0	0	0-0	0
Sept. 25	at UTEP	4	0.0-0	0.0-0	0	0-0	0	0-0	0
Oct. 2	AFA	3	0.0-0	0.0-0	0	0-0	0	0-0	0
Oct. 9	at SDSU	8	0.0-0	0.0-0	0	0-0	0	0-0	0
Oct. 16	CSU	2	0.0-0	0.0-0	0	0-0	0	0-0	0
Oct. 23	at WYO	5	0.5-4	0.5-4	0	1-0	0	0-0	0
Nov. 6	UNLV	4	1.0-6	0.0-0	0	0-0	0	0-0	0
Nov. 13	at FS	3	0.0-0	0.0-0	0	0-0	0	0-0	0
Nov. 20	at BSU	6	0.0-0	0.0-0	0	0-0	0	0-0	0
Nov. 26	USU								
TOTAL		40	1.5-10	0.5-4	0	1-0	1	1-0	0

LB - #84 Jeffrey Blake

2021

Date	Opponent	TKL	TFL-Yds	Sack-Yds	FF	FR-Yds	PBU	INT-yds	TD
Sept 2	HBU	0	0.0-0	0.0-0	0	0-0	0	0-0	0
Sept. 11	NMSU				Did Not Play				
Sept. 18	at TAMU				Did Not Play				
Sept. 25	at UTEP				Did Not Play				
Oct. 2	AFA				Did Not Play				
Oct. 9	at SDSU				Did Not Play				
Oct. 16	CSU				Did Not Play				
Oct. 23	at WYO				Did Not Play				
Nov. 6	UNLV				Did Not Play				
Nov. 13	at FS				Did Not Play				
Nov. 20	at BSU				Did Not Play				
Nov. 26	USU								
TOTAL		0	0.0-0	0.0-0	0	0-0	0	0-0	0

DL - #17 Ben Bertram

2020

Date	Opponent	TKL	TFL-Yds	Sack-Yds	FF	FR-Yds	PBU	INT-yds	TD
Oct 24	at CSU			No Contest					
Oct 31	SJSU	1	1.0-5	1.0-5	0	0-0	0	0-0	0
Nov 7	at HAW	0	0.0-0	0.0-0	0	0-0	0	0-0	0
Nov 14	NEV			Did Not Play					
Nov 20	at AFA			Did Not Play					
Nov 26	at USU	2	0.0-0	0.0-0	0	0-0	0	0-0	0
Dec 5	WYO			Did Not Play					
Dec 12	FS			Did Not Play					
TOTAL		3	1.0-5	1.0-5	0	0-0	0	0-0	0

2021

Date	Opponent	TKL	TFL-Yds	Sack-Yds	FF	FR-Yds	PBU	INT-yds	TD
Sept 2	HBUS			Did Not Play					
Sept. 11	NMSU			Did Not Play					
Sept. 18	at TAMU			Did Not Play					
Sept. 25	at UTEP	0	0.0-0	0.0-0	0	0-0	0	0-0	0
Oct. 2	AFA	0	0.0-0	0.0-0	0	0-0	0	0-0	0
Oct. 9	at SDSU			Did Not Play					
Oct. 16	CSU			Did Not Play					
Oct. 23	at WYO			Did Not Play					
Nov. 6	UNLV			Did Not Play					
Nov. 13	at FS			Did Not Play					
Nov. 20	at BSU			Did Not Play					
Nov. 26	USU			Did Not Play					
TOTAL		0	0.0-0	0.0-0	0	0-0	0	0-0	0
CAREER		3	1.0-5	1.0-5	0	0-0	0	0-0	0

DL - #39 Kyler Drake

2020

Date	Opponent	TKL	TFL-Yds	Sack-Yds	FF	FR-Yds	PBU	INT-yds	TD
Oct 24	at CSU			No Contest					
Oct 31	SJSU			Did Not Play					
Nov 7	at HAW			Did Not Play					
Nov 14	NEV			Did Not Play					
Nov 20	at AFA			Did Not Play					
Nov 26	at USU			Did Not Play					
Dec 5	WYO			Did Not Play					
Dec 12	FS			Did Not Play					
TOTAL		0	0.0-0	0.0-0	0	0-0	0	0-0	0

2021

Date	Opponent	TKL	TFL-Yds	Sack-Yds	FF	FR-Yds	PBU	INT-yds	TD
Sept 2	HBUS			Did Not Play					
Sept. 11	NMSU			Did Not Play					
Sept. 18	at TAMU	0	0.0-0	0.0-0	0	0-0	0	0-0	0
Sept. 25	at UTEP	2	0.0-0	0.0-0	0	0-0	0	0-0	0
Oct. 2	AFA	0	0.0-0	0.0-0	0	0-0	0	0-0	0
Oct. 9	at SDSU	1	0.0-0	0.0-0	0	0-0	0	0-0	0
Oct. 16	CSU	0	0.0-0	0.0-0	0	0-0	0	0-0	0
Oct. 23	at WYO	1	1.0-1	0.0-0	0	0-0	0	0-0	0
Nov. 6	UNLV			Did Not Play					
Nov. 13	at FS	0	0.0-0	0.0-0	0	0-0	0	0-0	0
Nov. 20	at BSU	0	0.0-0	0.0-0	0	0-0	0	0-0	0
Nov. 26	USU			Did Not Play					
TOTAL		4	0.0-0	0.0-0	0	0-0	0	0-0	0
CAREER		4	0.0-0	0.0-0	0	0-0	0	0-0	0

DL - #50 Ja'Shon Lowery

Date	Opponent	TKL	TFL-Yds	Sack-Yds	FF	FR-Yds	PBU	INT-yds	TD
Sept 2	HBUS			Did Not Play					
Sept. 11	NMSU			Did Not Play					
Sept. 18	at TAMU			Did Not Play					
Sept. 25	at UTEP			Did Not Play					
Oct. 2	AFA			Did Not Play					
Oct. 9	at SDSU			Did Not Play					
Oct. 16	CSU			Did Not Play					
Oct. 23	at WYO			Did Not Play					
Nov. 6	UNLV			Did Not Play					
Nov. 13	at FS			Did Not Play					
Nov. 20	at BSU			Did Not Play					
Nov. 26	USU			Did Not Play					
TOTAL		0	0.0-0	0.0-0	0	0-0	0	0-0	0
CAREER		0	0.0-0	0.0-0	0	0-0	0	0-0	0

DL - #51 Bryce Santana

2020

Date	Opponent	TKL	TFL-Yds	Sack-Yds	FF	FR-Yds	PBU	INT-yds	TD
Oct 24	at CSU			No Contest					
Oct 31	SJSU			Did Not Play					
Nov 7	at HAW			Did Not Play					
Nov 14	NEV			Did Not Play					
Nov 20	at AFA			Did Not Play					
Nov 26	at USU	2	0.0-0	0.0-0	0	0-0	0	0-0	0
Dec 5	WYO	0	0.0-0	0.0-0	0	0-0	0	0-0	0
Dec 12	FS	0	0.0-0	0.0-0	0	0-0	0	0-0	0
TOTAL		2	0.0-0	0.0-0	0	0-0	0	0-0	0

2021

Date	Opponent	TKL	TFL-Yds	Sack-Yds	FF	FR-Yds	PBU	INT-yds	TD
Sept 2	HBUS	0	0.0-0	0.0-0	0	0-0	0	0-0	0
Sept. 11	NMSU			Did Not Play					
Sept. 18	at TAMU			Did Not Play					
Sept. 25	at UTEP	2	0.0-0	0.0-0	0	0-0	0	0-0	0
Oct. 2	AFA	2	0.0-0	0.0-0	0	0-0	0	0-0	0
Oct. 9	at SDSU			Did Not Play					
Oct. 16	CSU			Did Not Play					
Oct. 23	at WYO			Did Not Play					
Nov. 6	UNLV			Did Not Play					
Nov. 13	at FS	0	0.0-0	0.0-0	0	0-0	0	0-0	0
Nov. 20	at BSU	0	0.0-0	0.0-0	0	0-0	0	0-0	0
Nov. 26	USU			Did Not Play					
TOTAL		2	0.0-0	0.0-0	0	0-0	0	0-0	0
CAREER		4	0.0-0	0.0-0	0	0-0	0	0-0	0

DL - #52 Ian Shewell

2020

Date	Opponent	TKL	TFL-Yds	Sack-Yds	FF	FR-Yds	PBU	INT-yds	TD
Oct 24	at CSU			No Contest					
Oct 31	SJSU	1	0.0-0	0.0-0	0	0-0	0	0-0	0
Nov 7	at HAW	2	0.0-0	0.0-0	0	1-0	0	0-0	0
Nov 14	NEV	0	0.0-0	0.0-0	0	0-0	0	0-0	0
Nov 20	at AFA	0	0.0-0	0.0-0	0	0-0	0	0-0	0
Nov 26	at USU			Did Not Play					
Dec 5	WYO	0	0.0-0	0.0-0	0	0-0	0	0-0	0
Dec 12	FS	0	0.0-0	0.0-0	0	0-0	0	0-0	0
TOTAL		3	0.0-0	0.0-0	0	1-0	0	0-0	0

2021

Date	Opponent	TKL	TFL-Yds	Sack-Yds	FF	FR-Yds	PBU	INT-yds	TD
Sept 2	HBUS			Did Not Play					
Sept. 11	NMSU			Did Not Play					
Sept. 18	at TAMU			Did Not Play					
Sept. 25	at UTEP			Did Not Play					
Oct. 2	AFA			Did Not Play					
Oct. 9	at SDSU			Did Not Play					
Oct. 16	CSU			Did Not Play					
Oct. 23	at WYO			Did Not Play					
Nov. 6	UNLV			Did Not Play					
Nov. 13	at FS			Did Not Play					
Nov. 20	at BSU			Did Not Play					
Nov. 26	USU			Did Not Play					
TOTAL		0	0.0-0	0.0-0	0	0-0	0	0-0	0
CAREER		3	0.0-0	0.0-0	0	1-0	0	0-0	0

DL - #54 Langston Murray

2018

Date	Opponent	TKL	TFL-Yds	Sack-Yds	FF	FR-Yds	PBU	INT-yds	TD
Sept 1	UIW	1	0.0-0	0.0-0	0	0-0	0	0-0	0
Sept 8	at WISC			Did Not Play					
Sept 15	at NMSU			Did Not Play					
Sept 29	LIBERTY	3	0.0-0	0.0-0	0	0-0	0	0-0	0
Oct 6	at UNLV	2	1.0-1	0.0-0	0	0-0	0	0-0	0
Oct 13	at CSU	2	0.0-0	0.0-0	0	0-0	0	0-0	0
Oct 20	FS	2	0.0-0	0.0-0	0	0-0	0	0-0	0
Oct 27	at USU	2	0.0-0	0.0-0	0	0-0	0	0-0	0
Nov 3	SDSU	0	0.0-0	0.0-0	0	0-0	0	0-0	0
Nov 10	at AFA	0	0.0-0	0.0-0	0	0-0	0	0-0	0
Nov 16	BSU	1	0.0-0	0.0-0	0	0-0	0	0-0	0
Nov 24	WYO	0	0.0-0	0.0-0	0	0-0	0	0-0	0
TOTAL		13	1.0-1	0.0-0	0	0-0	0	0-0	0

2019

Date	Opponent	TKL	TFL-Yds	Sack-Yds	FF	FR-Yds	PBU	INT-yds	TD
Aug 31	SHSU	0	0.0-0	0.0-0	0	0-0	0	0-0	0
Sept 14	at ND	0	0.0-0	0.0-0	0	0-0	0	0-0	0
Sept 21	NMSU			Did Not Play					
Sept 28	at LIBERTY	1	0.0-0	0.0-0	0	0-0	0	0-0	0
Oct 4	at SJSU	0	0.0-0	0.0-0	0	0-0	0	0-0	0
Oct 11	CSU	1	0.0-0	0.0-0	0	0-0	0	0-0	0
Oct 19	at WYO	0	0.0-0	0.0-0	0	0-0	0	0-0	0
Oct 26	HAW	2	0.0-0	0.0-0	0	0-0	0	0-0	0
Nov 2	at NEV			Did Not Play					
Nov 16	at BSU	0	0.0-0	0.0-0	0	0-0	0	0-0	0
Nov 23	AFA	4	0.0-0	0.0-0	0	0-0	0	0-0	0
Nov 30	USU	0	0.0-0	0.0-0	0	0-0	0	0-0	0
TOTAL		8	0.0-0	0.0-0	0	0-0	0	0-0	0

2020

Date	Opponent	TKL	TFL-Yds	Sack-Yds	FF	FR-Yds	PBU	INT-yds	TD
Oct 24	at CSU			No Contest					
Oct 31	SJSU			Did Not Play					
Nov 7	at HAW			Did Not Play					
Nov 14	NEV			Did Not Play					
Nov 20	at AFA			Did Not Play					
Nov 26	at USU			Did Not Play					
Dec 5	WYO			Did Not Play					
Dec 12	FS			Did Not Play					
TOTAL		0	0.0-0	0.0-0	0	0-0	0	0-0	0

2021

Date

2021

Date	Opponent	TKL	TFL-Yds	Sack-Yds	FF	FR-Yds	PBU	INT-yds	TD
Sept 2	HBU				Did Not Play				
Sept. 11	NMSU				Did Not Play				
Sept. 18	at TAMU				Did Not Play				
Sept. 25	at UTEP	0	0.0-0	0.0-0	0	0-0	0	0-0	0
Oct. 2	AFA	0	0.0-0	0.0-0	0	0-0	0	0-0	0
Oct. 9	at SDSU	0	0.0-0	0.0-0	0	0-0	0	0-0	0
Oct. 16	CSU	0	0.0-0	0.0-0	0	0-0	0	0-0	0
Oct. 23	at WYO	0	0.0-0	0.0-0	0	0-0	0	0-0	0
Nov. 6	UNLV	0	0.0-0	0.0-0	0	0-0	0	0-0	0
Nov. 13	at FS	0	0.0-0	0.0-0	0	0-0	0	0-0	0
Nov. 20	at BSU	0	0.0-0	0.0-0	0	0-0	0	0-0	0
Nov. 26	USU								
TOTAL		0	0.0-0	0.0-0	0	0-0	0	0-0	0
CAREER		0	0.0-0	0.0-0	0	0-0	0	0-0	0

DL - #92 Omar Darama

2019

Date	Opponent	TKL	TFL-Yds	Sack-Yds	FF	FR-Yds	PBU	INT-yds	TD
Aug 31	SHSU				Did Not Play				
Sept 14	at ND				Did Not Play				
Sept 21	NMSU				Did Not Play				
Sept 28	at LIBERTY				Did Not Play				
Oct 4	at SJSU				Did Not Play				
Oct 11	CSU				Did Not Play				
Oct 19	at WYO				Did Not Play				
Oct 26	HAW				Did Not Play				
Nov 2	at NEV				Did Not Play				
Nov 16	at BSU				Did Not Play				
Nov 23	AFA	0	0.0-0	0.0-0	0	0-0	0	0-0	0
Nov 30	USU				Did Not Play				
TOTAL		0	0.0-0	0.0-0	0	0-0	0	0-0	0

2020

Date	Opponent	TKL	TFL-Yds	Sack-Yds	FF	FR-Yds	PBU	INT-yds	TD
Oct 24	at CSU				No Contest				
Oct 31	SJSU	2	0.0-0	0.0-0	0	0-0	0	0-0	0
Nov 7	at HAW	1	1.0-1	0.0-0	0	0-0	0	0-0	0
Nov 14	NEV	1	0.0-0	0.0-0	0	0-0	0	0-0	0
Nov 20	at AFA	0	0.0-0	0.0-0	0	0-0	0	0-0	0
Nov 26	at USU	0	0.0-0	0.0-0	0	0-0	0	0-0	0
Dec 5	WYO	0	0.0-0	0.0-0	0	0-0	0	0-0	0
Dec 12	FS	0	0.0-0	0.0-0	0	0-0	0	0-0	0
TOTAL		3	1.0-1	0.0-0	0	0-0	0	0-0	0

2021

Date	Opponent	TKL	TFL-Yds	Sack-Yds	FF	FR-Yds	PBU	INT-yds	TD
Sept 2	HBU	1	0.0-0	0.0-0	0	0-0	0	0-0	0
Sept. 11	NMSU				Did Not Play				
Sept. 18	at TAMU	1	0.0-0	0.0-0	0	0-0	0	0-0	0
Sept. 25	at UTEP				Did Not Play				
Oct. 2	AFA	0	0.0-0	0.0-0	0	0-0	0	0-0	0
Oct. 9	at SDSU	0	0.0-0	0.0-0	0	0-0	0	0-0	0
Oct. 16	CSU				Did Not Play				
Oct. 23	at WYO				Did Not Play				
Nov. 6	UNLV				Did Not Play				
Nov. 13	at FS	1	0.0-0	0.0-0	0	0-0	0	0-0	0
Nov. 20	at BSU				Did Not Play				
Nov. 26	USU								
TOTAL		3	0.0-0	0.0-0	0	0-0	0	0-0	0
CAREER		6	1.0-1	0.0-0	0	0-0	0	0-0	0

DL - #93 Jaden Phillips

2021

Date	Opponent	TKL	TFL-Yds	Sack-Yds	FF	FR-Yds	PBU	INT-yds	TD
Sept 2	HBU				Did Not Play				
Sept. 11	NMSU	0	0.0-0	0.0-0	0	0-0	0	0-0	0
Sept. 18	at TAMU	1	0.0-0	0.0-0	0	0-0	0	0-0	0
Sept. 25	at UTEP	3	1.0-1	0.0-0	0	0-0	0	0-0	0
Oct. 2	AFA	0	0.0-0	0.0-0	0	0-0	0	0-0	0
Oct. 9	at SDSU	0	0.0-0	0.0-0	0	0-0	0	0-0	0
Oct. 16	CSU	2	0.0-0	0.0-0	0	0-0	0	0-0	0
Oct. 23	at WYO	0	0.0-0	0.0-0	0	0-0	0	0-0	0
Nov. 6	UNLV	1	0.0-0	0.0-0	0	0-0	0	0-0	0
Nov. 13	at FS	2	0.0-0	0.0-0	0	0-0	0	0-0	0
Nov. 20	at BSU	2	0.5-3	0.5-3	0	0-0	0	0-0	0
Nov. 26	USU								
TOTAL		11	1.5-4	0.5-3	0	0-0	0	0-0	0

DL - #95 Jake Saltonstall

2020

Date	Opponent	TKL	TFL-Yds	Sack-Yds	FF	FR-Yds	PBU	INT-yds	TD
Oct 24	at CSU				No Contest				
Oct 31	SJSU	1	0.0-0	0.0-0	0	0-0	0	0-0	0
Nov 7	at HAW	1	1.0-9	1.0-9	0	0-0	0	0-0	0
Nov 14	NEV	0	0.0-0	0.0-0	0	0-0	0	0-0	0
Nov 20	at AFA	3	0.0-0	0.0-0	0	0-0	1	0-0	0
Nov 26	at USU	0	0.0-0	0.0-0	0	1-0	0	0-0	0
Dec 5	WYO	5	0.0-0	0.0-0	0	1-0	0	0-0	0
Dec 12	FS	2	1.0-12	1.0-12	0	0-0	0	0-0	0
TOTAL		12	2.0-21	2.0-21	0	2-0	1	0-0	0

2021

Date	Opponent	TKL	TFL-Yds	Sack-Yds	FF	FR-Yds	PBU	INT-yds	TD
Sept 2	HBU	2	1.0-7	1.0-7	0	0-0	0	0-0	0
Sept. 11	NMSU	3	0.0-0	0.0-0	0	0-0	0	0-0	0
Sept. 18	at TAMU	3	0.0-0	0.0-0	0	0-0	0	0-0	0
Sept. 25	at UTEP	2	0.0-0	0.0-0	0	0-0	0	0-0	0
Oct. 2	AFA	6	0.5-0	0.0-0	0	0-0	0	0-0	0
Oct. 9	at SDSU	2	0.0-0	0.0-0	0	0-0	0	0-0	0
Oct. 16	CSU	5	0.0-0	0.0-0	0	0-0	0	0-0	0
Oct. 23	at WYO	1	0.0-0	0.0-0	0	0-0	0	0-0	0
Nov. 6	UNLV	5	1.0-1	0.0-0	0	0-0	0	0-0	0
Nov. 13	at FS	3	0.5-1	0.0-0	0	0-0	0	0-0	0
Nov. 20	at BSU	3	1.5-12	1.5-12	0	0-0	0	0-0	0
Nov. 26	USU								
TOTAL		34	4.5-21	2.5-19	0	0-0	0	0-0	0
CAREER		41	5.5-41	4.5-40	0	2-0	1	0-0	0

DL - #97 Justin Harris

2019

Date	Opponent	TKL	TFL-Yds	Sack-Yds	FF	FR-Yds	PBU	INT-yds	TD
Aug 31	SHSU	0	0.0-0	0.0-0	0	0-0	0	0-0	0
Sept 14	at ND	3	1.0-1	0.0-0	0	0-0	0	0-0	0
Sept 21	NMSU				Did Not Play				
Sept 28	at LIBERTY	0	0.0-0	0.0-0	0	0-0	0	0-0	0
Oct 4	at SJSU	1	0.0-0	0.0-0	0	0-0	0	0-0	0
Oct 11	CSU	3	0.0-0	0.0-0	0	0-0	0	0-0	0
Oct 19	at WYO	0	0.0-0	0.0-0	0	0-0	0	0-0	0
Oct 26	HAW	1	0.0-0	0.0-0	0	0-0	0	0-0	0
Nov 2	at NEV				Did Not Play				
Nov 16	at BSU	0	0.0-0	0.0-0	0	0-0	0	0-0	0
Nov 23	AFA				Did Not Play				
Nov 30	USU				Did Not Play				
TOTAL		8	1.0-1	0.0-0	0	0-0	0	0-0	0

2020

Date	Opponent	TKL	TFL-Yds	Sack-Yds	FF	FR-Yds	PBU	INT-yds	TD
Oct 24	at CSU				No Contest				
Oct 31	SJSU				Did Not Play				
Nov 7	at HAW				Did Not Play				
Nov 14	NEV				Did Not Play				
Nov 20	at AFA				Did Not Play				
Nov 26	at USU				Did Not Play				
Dec 5	WYO				Did Not Play				
Dec 12	FS				Did Not Play				
TOTAL		0	0.0-0	0.0-0	0	0-0	0	0-0	0

2021

Date	Opponent	TKL	TFL-Yds	Sack-Yds	FF	FR-Yds	PBU	INT-yds	TD
Sept 2	HBU	2	1.0-6	1.0-6	0	0-0	0	0-0	0
Sept. 11	NMSU	2	0.0-0	0.0-0	0	0-0	1	0-0	0
Sept. 18	at TAMU	5	1.0-9	1.0-9	0	0-0	0	0-0	0
Sept. 25	at UTEP	3	0.0-0	0.0-0	0	0-0	0	0-0	0
Oct. 2	AFA	3	0.0-0	0.0-0	0	0-0	0	0-0	0
Oct. 9	at SDSU	2	0.0-0	0.0-0	0	0-0	1	0-0	0
Oct. 16	CSU	3	1.0-1	1.0-1	0	0-0	1	0-0	0
Oct. 23	at WYO	2	0.0-0	0.0-0	0	0-0	0	0-0	0
Nov. 6	UNLV	2	0.0-0	0.0-0	0	0-0	0	0-0	0
Nov. 13	at FS	4	1.0-2	1.0-2	0	0-0	0	0-0	0
Nov. 20	at BSU	5	1.0-1	0.0-0	0	0-0	0	0-0	0
Nov. 26	USU								
TOTAL		31	5.0-19	4.0-18	0	0-0	3	0-0	0
CAREER		39	6.0-20	4.0-18	0	0-0	3	0-0	0

DL - #98 Joey Noble

2019

Date	Opponent	TKL	TFL-Yds	Sack-Yds	FF	FR-Yds	PBU	INT-yds	TD
Aug 31	SHSU	1	0.0-0	0.0-0	0	0-0	0	0-0	0
Sept 14	at ND	2	0.5-2	0.0-0	0	0-0	0	0-0	0
Sept 21	NMSU	0	0.0-0	0.0-0	0	0-0	0	0-0	0
Sept 28	at LIBERTY	0	0.0-0	0.0-0	0	0-0	0	0-0	0
Oct 4	at SJSU	Did Not Play							
Oct 11	CSU	2	0.5-3	0.5-3	0	0-0	0	0-0	0
Oct 19	at WYO	5	0.0-0	0.0-0	0	0-0	0	0-0	0
Oct 26	HAW	2	0.5-4	0.5-4	0	0-0	0	0-0	0
Nov 2	at NEV	4	0.0-0	0.0-0	0	0-0	0	0-0	0
Nov 16	at BSU	2	0.0-0	0.0-0	0	0-0	0	0-0	0
Nov 23	AFA	4	2.0-4	0.0-0	1	1-0	0	0-0	0
Nov 30	USU	4	0.0-0	0.0-0	0	0-0	0	0-0	0
TOTAL		26	3.5-13	1.0-7	1	1-0	0	0-0	0

P - #47 Jared Long

Date	Opponent	No	Yds	Avg	Lg	Blkd	TB	FC	50+	i20
Oct 24	at CSU					No Contest				
Oct 31	SJSU					Did Not Play				
Nov 7	at HAW					Did Not Play				
Nov 14	NEV					Did Not Play				
Nov 20	at AFA					Did Not Play				
Nov 26	at USU					Did Not Play				
Dec 5	WYO					Did Not Play				
Dec 12	FS					Did Not Play				
TOTAL		0	0	0.0	0	0	0	0	0	0

Date	Opponent	No	Yds	Avg	Lg	Blkd	TB	FC	50+	i20
Sept. 2	HBU					Held Only				
Sept. 11	NMSU					Held Only				
Sept. 18	at TAMU					Held Only				
Sept. 25	at UTEP					Held Only				
Oct. 2	AFA					Held Only				
Oct. 9	at SDSU					Held Only				
Oct. 16	CSU					Held Only				
Oct. 23	at WYO					Held Only				
Nov. 6	UNLV					Held Only				
Nov. 13	at FS					Held Only				
Nov. 20	at BSU					Held Only				
Nov. 26	at USU					Held Only				
CAREER		0	0	0.0	0	0	0	0	0	0

P - #96 Aaron Rodriguez

Date	Opponent	No	Yds	Avg	Lg	Blkd	TB	FC	50+	i20
Sept. 2	HBU	7	298	42.6	51	0	0	2	1	2
Sept. 11	NMSU	3	121	40.3	58	0	1	0	1	1
Sept. 18	at TAMU	11	441	40.1	49	0	0	4	0	2
Sept. 25	at UTEP	7	370	52.6	61	0	1	0	5	1
Oct. 2	AFA	4	168	42.0	45	0	0	3	0	1
Oct. 9	at SDSU	9	362	40.2	50	0	0	7	1	2
Oct. 16	CSU	9	376	41.8	54	0	1	3	2	1
Oct. 23	at WYO	5	228	45.6	49	0	2	1	0	2
Nov. 6	UNLV	5	228	45.6	49	0	0	1	0	0
Nov. 13	at FS	6	247	41.2	49	0	0	4	0	1
Nov. 20	at BSU	7	298	42.6	46	2	1	4	0	2
Nov. 26	at USU									
CAREER		74	3171	42.9	61	2	6	29	10	15

K - #26 Cameron Newell

Date	Opponent	FGM	FGA	LG	XPM	XPA	PTS	KO	YDS	AVG	TB	OB
Sept. 2	HBU											
Sept. 11	NMSU											
Sept. 18	at TAMU											
Sept. 25	at UTEP											
Oct. 2	AFA											
Oct. 9	at SDSU											
Oct. 16	CSU											
Oct. 23	at WYO											
Nov. 6	UNLV											
Nov. 13	at FS											
Nov. 20	at BSU											
Nov. 26	USU											
TOTAL		0	0	0	0	0	0	0	0.0	0	0	0

K - #35 George Steinkamp

Date	Opponent	FGM	FGA	LG	XPM	XPA	PTS	KO	YDS	AVG	TB	OB
Oct 24	at CSU					No Contest						
Oct 31	SJSU	0	1	--	3	3	3	0	0	-	0	0
Nov 7	at HAW	4	5	49	3	3	15	0	0	-	0	0
Nov 14	NEV	2	2	48	2	2	8	0	0	-	0	0
Nov 20	at AFA	0	3	--	0	0	0	0	0	-	0	0
Nov 26	at USU					Did Not Play						
Dec 5	WYO					Did Not Play						
Dec 12	FS					Did Not Play						
TOTAL		6	11	49	8	8	26	0	0	0.0	0	0

Date	Opponent	FGM	FGA	LG	XPM	XPA	PTS	KO	YDS	AVG	TB	OB
Sept. 2	HBU	0	1	-	0	0	0	6	389	64.8	4	0
Sept. 11	NMSU	0	0	-	0	0	0	8	513	64.1	6	0
Sept. 18	at TAMU	0	0	-	0	0	0	1	65	65.0	0	0
Sept. 25	at UTEP	0	0	-	0	0	0	3	187	62.3	1	0
Oct. 2	AFA	0	0	-	0	0	0	3	194	64.7	2	0
Oct. 9	at SDSU	0	0	-	0	0	0	2	123	61.5	0	0
Oct. 16	CSU	0	0	-	0	0	0	2	130	65.0	2	0
Oct. 23	at WYO	0	0	-	0	0	0	3	195	65.0	3	0
Nov. 6	UNLV	0	0	-	0	0	0	4	260	65.0	3	0
Nov. 13	at FS	0	0	-	0	0	0	2	130	65.0	1	0
Nov. 20	at BSU	0	0	-	0	0	0	1	65	65.0	0	0
Nov. 26	USU											
TOTAL		0	1	0	0	0	0	35	2251	64.3	22	0
CAREER		6	12	49	8	8	26	35	2251	64.3	22	0

Date	Opponent	FGM	FGA	LG	XPM	XPA	PTS	KO	YDS	AVG	TB	OB
Sept 1	UIW	0	0	-	8	9	8	0	0	-	0	0
Sept 8	at WISC	0	0	-	2	2	2	0	0	-	0	0
Sept 15	at NMSU	0	0	-	6	6	6	0	0	-	0	0
Sept 29	LIBERTY	1	1	38	4	5	7	0	0	-	0	0
Oct 6	at UNLV	1	1	44	5	7	8	0	0	-	0	0
Oct 13	at CSU	1	1	29	1	1	4	0	0	-	0	0
Oct 20	FS	0	0	-	1	1	1	0	0	-	0	0
Oct 27	at USU	1	1	53	0	0	3	0	0	-	0	0
Nov 3	SDSU	1	1	41	2	3	5	0	0	-	0	0
Nov 10	at AFA	1	1	21	3	3	6	0	0	-	0	0
Nov 16	BSU	0	1	-	2	2	2	0	0	-	0	0
Nov 24	WYO	1	1	25	0	0	3	0	0	-	0	0
TOTAL		7	8	53	34	39	53	0	0	0.0	0	0

Date	Opponent	FGM	FGA	LG	XPM	XPA	PTS	KO	YDS	AVG	TB	OB
Aug 31	SHSU	4	4	44	3	4	15	0	0	-	0	0
Sept 14	at ND	0	0	-	2	2	2	0	0	-	0	0
Sept 21	NMSU	2	2	49	7	7	13	0	0	-	0	0
Sept 28	at LIBERTY	1	1	52	1	1	4	0	0	-	0	0
Oct 4	at SJSU	0	1	-	3	3	3	0	0	-	0	0
Oct 11	CSU	0	0	-	1	2	1	0	0	-	0	0
Oct 19	at WYO	1	1	25	1	1	4	0	0	-	0	0
Oct 26	HAW	1	2	39	4	4	7	0	0	-	0	0
Nov 2	at NEV	1	2	49	1	1	4	0	0	-	0	0
Nov 16	at BSU	1	2	40	0	1	3	0	0	-	0	0
Nov 23	AFA	1	1	40	1	2	4	0	0	-	0	0
Nov 30	USU	0	0	-	1	2	1	0	0	-	0	0
TOTAL		12	16	52	25	30	61	0	0	0.0	0	0

Date	Opponent	FGM	FGA	LG	XPM	XPA	PTS	KO	YDS	AVG	TB	OB
Oct 24	at CSU					No Contest						
Oct 31	SJSU					Did Not Play						
Nov 7	at HAW	0	0	-	0	0	0	0	0	-	0	0
Nov 14	NEV					Did Not Play						
Nov 20	at AFA	0	1	-	0	0	0	0	0	-	0	0
Nov 26	at USU					Did Not Play						
Dec 5	WYO					Did Not Play						
Dec 12	FS					Did Not Play						
TOTAL		0	1	0	0	0	0	0	0	0.0	0	0

Date	Opponent	FGM	FGA	LG	XPM	XPA	PTS	KO	YDS	AVG	TB	OB
Sept. 2	HBU	2	2	37	3	3	9	0	0	-	0	0
Sept. 11	NMSU	2	4	45	4	4	10	0	0	-	0	0
Sept. 18	at TAMU					Did Not Play						
Sept. 25	at UTEP	2	2	43	1	1	7	0	0	-	0	0
Oct. 2	AFA	1	1	49	1	1	4	0	0	-	0	0
Oct. 9	at SDSU	0	0	-	1	1	1	0	0	-	0	0
Oct. 16	CSU	0	0	-	1	1	1	0	0	-	0	0
Oct. 23	at WYO	0	1	-	2	2	2	0	0	-	0	0
Nov. 6	UNLV	1	1	21	2	2	5	0	0	-	0	0
Nov. 13	at FS	0	1	-	1	1	1	0	0	-	0	0
Nov. 20	at BSU					Did Not Play						
Nov. 26	USU											
TOTAL		8	12	49	16	16	40	0	0	0.0	0	0
CAREER		27	37	53	75	85	154	0	0	0.0	0	0

Houston Baptist (0-11, 0-8)

9/2 at New Mexico L 17-27
9/11 Northern Colorado L 13-45
9/18 at Prairie View A&M L 27-37
10/2 *at Nicholls State L 17-48
10/9 *Northwestern State L 17-21
10/16 *at Southeastern Louisiana L 24-61
10/23 *Nicholls State L 14-44
10/30 *at Incarnate Word L 21-49
11/6 *Northwestern State L 24-28
11/13 *McNeese State L 3-44
11/20 *Incarnate Word L 14-55

Air Force (8-3, 5-2)

9/4 Lafayette W 35-14
9/11 at Navy W 23-3
9/18 *Utah State L 45-49
9/25 Florida Atlantic W 31-7
10/2 *at New Mexico W 38-10
10/9 *Wyoming W 24-14
10/16 *at Boise State W 24-17
10/23 *No. 22 San Diego State L 14-20
11/6 vs. Army L (OT) 14-21
11/13 *at Colorado State W 35-21
11/19 *at Nevada W (3OT) 41-39
11/26 *UNLV

UNLV (2-9, 2-5)

9/2 Eastern Washington L (2OT) 33-35
9/11 at No. 23 Arizona State L 10-37
9/18 No. 14 Iowa State L 3-48
9/24 *at No. 22 Fresno State L 30-38
10/2 UTSA L 17-24
10/16 *Utah State L 24-28
10/23 *San Jose State L 20-27
10/29 *at Nevada L 20-51
11/6 *at New Mexico W 31-17
11/13 *Hawai'i W 27-13
11/20 *No. 22 San Diego State L 20-28
11/26 *at Air Force

New Mexico State (1-10)

8/28 UTEP L 3-30
9/4 at San Diego State L 10-28
9/11 at New Mexico L 25-34
9/18 South Carolina State W 43-35
9/25 Hawai'i L 21-41
10/2 at San Jose State L 28-37
10/9 at Nevada L 28-55
10/23 at Hawai'i L 34-48
11/6 Utah State L 13-35
11/13 at No. 3 Alabama L 3-59
11/20 at Kentucky L 16-56
11/27 UMass

San Diego State (10-1, 6-1)

9/4 New Mexico State W 28-10
9/11 at Arizona W 38-14
9/18 Utah W (3OT) 33-31
9/25 Towson W 48-21
10/9 *New Mexico W 31-7
10/15 *at San Jose State W (2OT) 19-13
10/23 *at Air Force W 20-14
10/30 *Fresno State L 20-30
11/6 *at Hawai'i W 17-10
11/13 *Nevada W 23-21
11/20 *at UNLV W 28-20
11/26 *Boise State

Fresno State (8-3, 5-2)

8/28 UConn W 45-0
9/4 at No. 11 Oregon L 24-31
9/11 Cal Poly W 63-10
9/18 at #13 UCLA W 40-37
9/24 *UNLV W 38-30
10/2 *at Hawai'i L 24-27
10/16 *at Wyoming W 17-0
10/23 *Nevada W 34-32
10/30 *at No. 21 San Diego State W 30-20
11/6 *Boise State L 14-40
11/13 *New Mexico W 34-7
11/25 *at San Jose State

Texas A&M (8-3, 4-3)

9/4 Kent State W 41-10
9/11 at Colorado W 10-7
9/18 New Mexico W 34-0
9/25 *vs. No. 16 Arkansas L 10-20
10/2 *Mississippi State L 22-26
10/9 *No. 1 Alabama W 41-38
10/16 *at Missouri W 35-14
10/23 *South Carolina W 44-14
11/6 *No. 12 Auburn W 20-3
11/13 *at No. 15 Mississippi L 19-29
11/20 Prairie View A&M W 56-3
11/27 *at LSU

Colorado State (3-8, 2-5)

9/3 South Dakota State L 23-42
9/11 Vanderbilt L 21-24
9/18 at Toledo W 22-6
9/25 at No. 5 Iowa L 14-24
10/9 *San Jose State W 32-14
10/16 *at New Mexico W 36-7
10/22 *at Utah State L 24-26
10/30 *Boise State L 19-28
11/6 *at Wyoming L 17-31
11/13 *Air Force L 21-35
11/20 *at Hawai'i L 45-50
11/27 *Nevada

Boise State (7-4, 5-2)

9/2 at UCF L 31-36
9/10 UTEP W 54-13
9/18 Oklahoma State L 20-21
9/25 *at Utah State W 27-3
10/2 *Nevada L 31-41
10/9 at No. 10 BYU W 26-17
10/16 *Air Force L 17-24
10/30 *at Colorado State W 28-19
11/6 *at No. 25 Fresno State W 40-14
11/12 *Wyoming W 23-13
11/20 *New Mexico W 37-0
11/26 *at San Diego State

UTEP (7-4, 4-3)

8/24 at New Mexico State W 30-3
9/4 Bethune Cookman W 38-28
9/10 at Boise State L 13-54
9/25 New Mexico W 20-13
10/2 *Old Dominion W 28-21
10/9 *at Southern Miss W 26-13
10/16 *Louisiana Tech W 19-3
10/30 *at Florida Atlantic L 25-28
11/6 *No. 16 USTA L 23-44
11/13 *at North Texas L 17-20
11/20 *Rice W 38-28
11/27 *at UAB

Wyoming (6-5, 2-5)

9/4 Montana State W 19-16
9/11 at Northern Illinois W 50-43
9/18 Ball State W 45-12
9/25 at UConn W 24-22
10/9 *at Air Force L 14-24
10/16 *Fresno State L 0-17
10/23 *New Mexico L 3-14
10/30 *at San Jose State L 21-27
11/6 *Colorado State W 31-17
11/12 *at Boise State L 13-23
11/20 *at Utah State W 44-17
11/27 *Hawai'i

Utah State (8-3, 5-2)

9/4 at Washington State W 26-23
9/10 North Dakota W 48-24
9/18 *at Air Force W 49-45
9/25 *Boise State L 3-27
10/1 No. 13 BYU L 20-34
10/16 *at UNLV W 28-24
10/22 *at Colorado State W 26-24
10/30 *Hawai'i W 51-31
11/6 at New Mexico State W 35-13
11/13 *at San Jose State W 48-17
11/20 *Wyoming L 17-44
11/26 *at New Mexico

THE GONZALES FILE

Full Name: Daniel Ray Gonzales**Born:** January 13, 1976**Birthplace:** Albuquerque, N.M.**Alma Mater:** New Mexico, 1999, B.A., Business Administration/General Management. New Mexico, 2002, M.A., Physical Education and Recreation**Playing Experience:** New Mexico, 1995-98**Family:** Wife, Sandra, children Cole, Jake, Chloe and Abby.

Danny Gonzales, a native of Albuquerque who played football at Valley High School before playing for UNM and then serving as an assistant coach, has come home.

Gonzales, who has taken part in bowl games in 14 of the past 16 seasons, enters his first season as the head coach of The University of New Mexico. Gonzales was hired on December 17, 2019. The announcement was made by Director of Athletics Eddie Nuñez at halftime of a Lobo men's basketball game, and then he was formally introduced at a press conference the next day at University Arena.

The new Lobo head coach is certainly familiar with UNM, as a player, staff member and as a Lobo assistant coach, as well as through his time coaching against UNM. He joined his mentor and former coach Rocky Long as Lobo football players returning to coach their alma mater. In a 2006 article in the Albuquerque Journal, Long predicted that Gonzales would one day be the head coach of the Lobos.

Gonzales came to UNM after spending the past two seasons at Arizona State as defensive coordinator, and the previous seven before that as safeties coach and defensive coordinator at San Diego State. In 2018, he was a nominee for the Broyles Award, given to the most outstanding assistant coach in college football.

Gonzales came to UNM as a walk-on safety and punter after playing for the Valley Vikings. Gonzales lettered three times with the Lobos and was the 1998 winner of the Chuck Cummings Memorial Award, which is given for morale and spirit, and was the Lobo Club First Team Award winner for unselfish devotion to the team. At UNM, Gonzales played under Dennis Franchione and the aforementioned Long. Gonzales was a part of UNM's 1997 WAC division championship team that went 9-4 and played in the 1997 Insight.com Bowl against Arizona.

After his playing career, he served as a graduate assistant for Long, helping UNM start a school-record seven consecutive bowl eligible seasons from 2001-07. In 2003, Gonzales moved over a few offices to become video coordinator, a role he held from 2003-05. From 2006-08, he coached safeties and special teams, and he was a part of the coaching staff for UNM's 2007 squad that went 9-4 and won the New Mexico Bowl 23-0 over the Colin Kaepernick-led Nevada Wolf Pack. That win ended a 46-year bowl victory drought for the university.

Under Gonzales' watch in 2007, former walk-on placekicker John Sullivan became UNM's third consensus All-America selection, hitting a school-record 29 field goals. Sullivan did that despite a torn ACL. Sullivan was just one of many specialists that excelled under the tutelage of Gonzales, a former punter and defensive back. In addition, placekicker Kenny Byrd was a first team All-MW pick, punter Jordan Scott was honorable mention, and kicker James Aho was named a Freshman All-America.

Future NFL draft picks Glover Quin (Houston Texans) and Quincy Black (Tampa Bay Buccaneers) also earned all-conference honors at safety under Gonzales.

Overall, Lobo safeties had 55 pass breakups over the 2007-08 seasons, and the 2007 New Mexico squad ranked 13th nationally in total defense, 14th in scoring defense and 20th in passing defense.

UNDER GONZALES...

NEW MEXICO RECORD WHEN 2020... 2021... OVERALL

Lobos lead after 1st quarter	0-2	3-1	3-3
Lobos trail after 1st quarter	1-2	0-7	1-9
Score tied after 1st quarter	1-1	0-0	1-1
Lobos lead after halftime	0-3	3-1	3-4
Lobos trail after halftime	2-2	0-7	2-9
Score tied after halftime	0-0	0-0	0-0
Lobos lead after 3rd quarter	0-0	3-0	3-0
Lobos trail after 3rd quarter	2-5	0-8	2-13
Score tied after 3rd quarter	0-0	0-0	0-0

SCHEDULE BREAKDOWN..... 2020... 2021... OVERALL

Overall	2-5	3-8	5-13
August	0-0	0-0	0-0
September	0-0	2-2	2-2
October	0-1	0-3	0-4
November	0-4	0-3	0-7
December	2-0	0-0	2-0

CONFERENCE GAMES 2020... 2021... OVERALL

Home	0-0	0-3	0-3
Road	0-4	1-3	1-7
Neutral	2-1	0-0	2-1

NON-CONFERENCE GAMES..... 2020... 2021... OVERALL

Home	0-0	2-0	2-0
Road	0-0	0-2	0-2

MISCELLANEOUS 2020... 2021... OVERALL

Games Decided by a TD or less (8 pts)	1-2	0-1	1-3
Games Decided by a FG or less (3 pts)	1-0	0-0	1-0
Games Played on Grass	0-0	0-2	0-2
Games Played on Turf	2-5	3-6	5-11
Day Games (start before 5 pm)	1-1	0-3	1-4
Night Games (start 5 pm or later)	1-4	3-5	4-9
vs. Ranked	0-0	0-2	0-2
Overtime	0-0	0-0	0-0

DANNY GONZALES YEAR-BY-YEAR
COLLEGIATE COACHING RECORD

School (Pos.)	Year	Overall			Conference			Bowl
		W	L	.PCT	W	L	.PCT	
New Mexico (G.A.)	1999	4	7	.364	3	4	.429	
New Mexico (G.A.)	2000	5	7	.417	3	4	.429	
New Mexico (G.A.)	2001	6	5	.545	4	3	.571	
New Mexico (G.A.)	2002	7	7	.500	5	2	.714	Las Vegas Bowl (L)
New Mexico (Video Coord.)	2003	8	5	.615	5	2	.714	Las Vegas Bowl (L)
New Mexico (Video Coord.)	2004	7	5	.583	5	2	.714	Emerald Bowl (L)
New Mexico (Video Coord.)	2005	6	5	.545	4	4	.500	
New Mexico (Saf./Special Teams)	2006	6	7	.462	4	4	.500	New Mexico Bowl (L)
New Mexico (Saf./Special Teams)	2007	9	4	.692	5	3	.625	New Mexico Bowl (W)
New Mexico (Saf./Special Teams)	2008	4	8	.333	2	6	.333	
San Diego State (Safeties)	2011	8	5	.615	4	3	.571	New Orleans (L)
San Diego State (Safeties)	2012	9	4	.692	7	1	.825*	Poinsettia (L)
San Diego State (Safeties)	2013	8	5	.615	6	2	.750	Famous Idaho Potato (W)
San Diego State (Safeties)	2014	7	6	.538	5	3	.625^	Poinsettia (L)
San Diego State (Safeties)	2015	11	3	.786	8	0	1.000*^	Hawai'i (W)
San Diego State (Safeties)	2016	11	3	.786	6	2	.750*^	Las Vegas (W)
San Diego State (Def. Coord./Saf.)	2017	10	3	.769	6	2	.750	Armed Forces (L)
Arizona State (Defensive Coordinator)	2018	7	6	.538	5	4	.556	Las Vegas (L)
Arizona State (Defensive Coordinator)	2019	7	5	.583	3	6	.333	Sun
New Mexico (Head Coach)	2020	2	5	.286	2	5	.286	
New Mexico (Head Coach)	2021	3	8	.273	1	6	.143	
Head Coach (2 seasons)		5	13	.278	3	11	.214	
Totals (20 seasons)		145	113	.562	93	68	.578	

New Mexico Offensive Drives

Houston Baptist

Q.	Time	Starting YL	PI-Yds	QB	Time	Result
1st	14:18	HBU 22	3-22	T. Wilson	1:28	Touchdown
	12:18	UNM 26	9-74	T. Wilson	4:02	Touchdown
	6:25	UNM 27	4-17	T. Wilson	2:23	Punt
	2:01	HBU 38	2-(-4)	T. Wilson	0:44	Fumble
2nd	15:00	UNM 1	3-4	T. Wilson	2:01	Punt
	12:54	UNM 22	5-6	T. Wilson	2:18	Punt
	4:20	UNM 41	4-59	T. Wilson	1:40	Touchdown
	1:24	UNM 14	4-16	T. Wilson	1:24	Half
3rd	15:00	UNM 38	3-(-2)	T. Wilson	1:27	Punt
	12:04	UNM 49	10-38	T. Wilson	5:42	Field Goal
	3:17	UNM 20	3-2	T. Wilson	1:29	Punt
4th	12:52	UNM 2	8-57	T. Wilson	3:24	Missed FG
	8:34	UNM 10	3-5	T. Wilson	1:34	Punt
	4:03	UNM 25	3-7	T. Wilson	1:00	Punt
	2:59	HBU 27	4-7	T. Wilson	1:21	Field Goal
	0:58	UNM 20	2-(-10)	T. Wilson	0:58	Game

New Mexico State

Q.	Time	Starting YL	PI-Yds	QB	Time	Result
1st	14:50	UNM 36	3-64	T. Wilson	0:50	Touchdown
	12:35	UNM 16	4-18	T. Wilson	2:26	Punt
	7:42	UNM 25	7-75	T. Wilson	5:37	Touchdown
	4:47	UNM 34	9-35	T. Wilson	3:58	Missed FG
2nd	14:15	UNM 23	10-45	T. Wilson	4:57	Missed FG
	6:33	UNM 25	7-31	T. Wilson	2:22	Downs
	4:04	NMSU 48	5-48	T. Wilson	1:57	Touchdown
	1:50	NMSU 49	5-21	T. Wilson	0:57	Field Goal
3rd	12:16	UNM 10	1-(-10)	T. Wilson	0:06	Safety
	11:40	UNM 3	12-86	T. Wilson	5:39	Downs
	4:25	UNM 40	3-2	T. Wilson	1:26	Punt
	1:28	NMSU 8	4-1	T. Wilson	0:52	Field Goal
4th	12:32	UNM 25	2-75	T. Wilson	0:31	Touchdown
	9:59	UNM 26	13-71	T. Wilson	6:44	Downs
	2:16	UNM 46	3-7	T. Wilson	1:16	Punt

at Texas A&M

Q.	Time	Starting YL	PI-Yds	QB	Time	Result
1st	15:00	UNM 25	3-8	T. Wilson	2:06	Punt
	11:44	UNM 25	6-8	T. Wilson	2:06	Punt
	9:28	UNM 25	6-17	T. Wilson	2:41	Punt
	4:33	UNM 5	6-27	T. Wilson	2:41	Punt
2nd	14:49	UNM 8	6-8	T. Wilson	2:44	Punt
	6:14	UNM 25	3-(-2)	T. Wilson	2:05	Punt
	1:05	UNM 25	2-9	T. Wilson	1:05	Half
3rd	12:57	UNM 29	3-5	T. Wilson	0:50	Punt
	9:36	UNM 49	6-7	T. Wilson	3:04	Punt
	2:14	UNM 31	3-(-8)	T. Wilson	1:31	Punt
4th	13:13	UNM 13	5-12	T. Wilson	2:35	Punt
	8:59	UNM 9	1-0	T. Wilson	0:11	Interception
	7:27	UNM 20	9-26	T. Wilson	5:06	Punt

at UTEP

Q.	Time	Starting YL	PI-Yds	QB	Time	Result
1st	14:56	UNM 23	3-(-2)	T. Wilson	0:56	Punt
	13:02	UNM 28	3-11	T. Wilson	0:54	Fumble
	10:28	UTEP 33	8-67	T. Wilson	3:34	Touchdown
	5:44	UTEP 47	9-34	T. Wilson	2:57	Downs
2nd	13:32	UNM 25	9-49	T. Wilson	3:57	Field Goal
	5:42	UNM 20	6-20	T. Wilson	4:03	Punt
	0:49	UNM 39	6-42	T. Wilson	0:49	Field Goal
3rd	11:17	UNM 23	3-0	T. Wilson	1:00	Punt
	9:27	UNM 21	3-(-4)	T. Wilson	0:56	Interception
	3:39	UNM 29	3-8	T. Wilson	1:21	Punt
4th	13:19	UNM 20	5-6	T. Wilson	1:49	Punt
	9:52	UNM 19	3-(-2)	T. Wilson	1:08	Punt
	6:58	UNM 14	3-6	T. Wilson	1:42	Punt
	2:56	UNM 25	12-42	T. Wilson	2:36	Downs

Air Force

Q.	Time	Starting YL	PI-Yds	QB	Time	Result
1st	15:00	UNM 25	3-9	T. Wilson	1:38	Punt
	8:16	UNM 45	5-(-4)	T. Wilson	2:43	Fumble
2nd	14:56	UNM 25	1-8	T. Wilson	0:05	Fumble
	10:31	UNM 35	3-4	T. Wilson	1:35	Punt
	1:03	UNM 25	3-(-1)	T. Wilson	0:40	Punt
3rd	12:01	UNM 12	3-(-3)	T. Wilson	1:21	Punt
	9:21	UNM 20	6-80	T. Wilson	2:00	Touchdown
4th	14:06	UNM 9	9-59	T. Wilson	3:45	Field Goal
	5:56	UNM 20	11-59	T. Wilson	3:54	Interception

at San Diego State

Q.	Time	Starting YL	PI-Yds	QB	Time	Result
1st	14:54	UNM 17	3-2	T. Wilson	1:32	Punt
	11:21	UNM 25	3-0	T. Wilson	1:30	Punt
	6:29	UNM 20	6-15	T. Wilson	3:21	Punt
2nd	14:51	UNM 24	4-24	T. Wilson	2:00	Fumble
	11:23	UNM 26	3-(-3)	T. Wilson	1:19	Punt
	4:30	UNM 18	7-73	T. Wilson	3:12	Interception
3rd	13:07	UNM 36	3-8	T. Wilson	1:31	Punt
	10:17	UNM 17	9-24	T. Wilson	4:54	Punt
	2:28	UNM 23	3-7	T. Wilson	1:31	Punt
4th	13:05	UNM 25	3-(-5)	T. Wilson	1:17	Punt
	9:44	UNM 17	10-36	T. Wilson	3:54	Punt
	3:30	UNM 50	7-16	Montes	2:34	Downs

Colorado State

Q.	Time	Starting YL	PI-Yds	QB	Time	Result
1st	15:00	UNM 25	5-24	Montes	1:59	Punt
	9:42	UNM 20	4-16	Montes	2:04	Interception
	2:49	UNM 17	5-18	Montes	1:31	Punt
2nd	11:47	UNM 40	4-12	Montes	1:57	Punt
	4:59	UNM 31	3-(-11)	Montes	1:43	Punt
	1:49	UNM 1	3-(-1)	Montes	1:06	Punt
	0:01	UNM 20	1-(-5)	Montes	0:01	Half
3rd	12:14	UNM 35	6-15	Montes	3:03	Punt
	7:30	UNM 13	3-10	Montes	1:29	Fumble
	4:12	UNM 15	3-(-3)	Montes	1:40	Punt
	0:12	UNM 10	5-18	Montes	1:28	Punt
4th	11:33	UNM 23	3-9	Montes	1:05	Punt
	8:43	UNM 9	2-3	Montes	0:40	Interception
	5:48	UNM 47	9-12	Chavez	5:03	Downs

at Wyoming

Q.	Time	Starting YL	PI-Yds	QB	TOP	Result
1st	15:00	UNM 25	5-16	Chavez	3:36	Punt
	6:50	UNM 23	9-77	Chavez	5:28	Touchdown
2nd	13:00	UNM 12	6-19	Chavez	4:14	Punt
	4:30	UNM 25	8-75	Chavez	4:01	Touchdown
3rd	13:27	UNM 40	4-6	Chavez	2:30	Punt
	9:41	WYO 42	8-23	Chavez	5:15	Downs
	1:22	UNM 34	3-0	Chavez	2:25	Punt
4th	13:52	WYO 18	4-5	Chavez	1:37	Missed FG
	8:31	UNM 44	6-17	Chavez	3:30	Punt
	2:36	WYO 46	3-2	Chavez	1:38	Punt

UNLV

Q.	Time	Starting YL	PI-Yds	QB	TOP	Result
1st	15:00	UNM 9	10-91	Chavez	5:50	Touchdown
	7:36	UNM 35	6-25	Chavez	3:43	Downs
	2:13	UNM11	3-(-7)	Chavez	1:37	Fumble
	0:27	UNM31	2-(-5)	Chavez	0:35	Fumble
2nd	12:44	UNM 25	2-75	Montes	0:53	Touchdown
	11:41	UNM 25	10-71	Montes	5:37	Field Goal
	2:17	UNM 17	3-8	Montes	1:03	Punt
3rd	12:23	UNM 40	2-(-1)	Montes	0:59	Fumble
	7:12	UNM 12	5-19	Montes	2:36	Punt
	1:51	UNM 7	5-9	Montes	2:48	Punt
4th	11:34	UNM 25	3-(-2)	Montes	1:16	Punt
	5:18	UNM 16	3-0	Montes	1:19	Punt
	3:59	UNLV 47	4-(-5)	Montes	1:31	Downs
	1:26	UNM 20	7-18	Montes	1:26	Game

at Fresno State

Q.	Time	Starting YL	PI-Yds	QB	TOP	Result
1st	15:00	UNM 27	2-6	Chavez	1:02	Interception
	10:28	UNM 14	3-6	Chavez	1:57	Punt
	6:54	UNM 10	7-61	Chavez	4:04	Missed FG
2nd	13:25	UNM 31	3-(-9)	Chavez	1:43	Punt
	6:37	UNM 26	3-8	Chavez	2:16	Punt
	0:28	UNM 25	2-4	Chavez	0:28	Half
3rd	13:14	UNM 26	10-74	Chavez	5:29	Touchdown
	4:33	UNM 20	3-4	Chavez	2:11	Punt
	0:43	UNM 19	3-2	Chavez	2:44	Punt
4th	10:10	UNM 36	3-5	Chavez	1:29	Punt
	2:59	UNM 7	8-33	Chavez	2:46	Downs

at Boise State

Q.	Time	Starting YL	PI-Yds	QB	TOP	Result
1st	15:00	UNM 20	3-(-2)	Chavez	2:21	Punt
	12:27	UNM 20	6-11	Chavez	3:45	Punt
	8:07	UNM 17	3-(-14)	Chavez	2:39	Punt
	0:04	UNM 20	3-4	Chavez	1:25	Punt
2nd	13:39	UNM 25	6-31	Chavez	3:34	Punt
	5:53	UNM 41	4-14	Carroll	2:18	Punt
	1:02	UNM 43	3-9	Carroll	0:45	Fumble
3rd	12:44	UNM 12	4-13	Carroll	2:46	Punt
	6:06	UNM 42	6-20	Carroll	3:14	Interception
	0:56	UNM 23	3-(-1)	Carroll	1:52	Punt
4th	10:23	UNM 39	5-18	Carroll	2:52	Punt
	0:53	UNM 20	3-13	Carroll	0:53	Game

Opponent Offensive Drives

Houston Baptist

Q.	Time	Starting YL	PI-Yds	QB	TOP	Result
1st	15:00	HBU 7	4-13	Bentsen	0:18	Interception
	12:50	HBU 25	3-0	Bentsen	0:32	Punt
	8:09	HBU 20	3-5	Bentsen	1:44	Punt
	4:02	HBU 14	3-(-3)	Bentsen	2:01	Punt
	1:17	HBU 42	3-(-2)	Bentsen	1:17	Punt
2nd	10:36	HBU 25	16-48	Bentsen	6:09	Field Goal
	2:40	HBU 25	3-4	Bentsen	1:16	Punt
3rd	13:27	HBU 15	3-(-1)	Bentsen	1:23	Punt
	6:22	HBU 25	7-24	Bentsen	3:05	Punt
	1:48	HBU 26	9-23	Bentsen	3:56	Punt
4th	9:28	HBU 36	3-5	Bentsen	0:54	Punt
	7:00	UNM 40	7-40	Bentsen	2:57	Touchdown
	3:03	HBU 39	1-(-12)	Bentsen	0:04	Fumble
	1:38	HBU 25	5-24	Bentsen	0:40	Interception

New Mexico State

Q.	Time	Starting YL	PI-Yds	QB	TOP	Result
1st	14:00	NMSU 25	3-8	Johnson	1:25	Punt
	10:09	NMSU 41	8-34	Johnson	2:27	Field Goal
	5:32	NMSU 24	3-1	Johnson	0:45	Punt
	0:49	NMSU 31	7-54	Maldonado	1:29	Field Goal
2nd	9:18	NMSU 32	8-68	Maldonado	2:45	Touchdown
	4:11	NMSU 44	1-0	Maldonado	0:07	Interception
	2:07	NMSU 25	1-75	Maldonado	0:10	Touchdown
	0:53	NMSU 25	3-22	Maldonado	0:53	Half
3rd	15:00	NMSU 25	6-20	Maldonado	2:44	Punt
	12:04	NMSU 45	3-15	Maldonado	0:24	Punt
	6:01	NMSU 11	3-3	Maldonado	1:36	Punt
	2:59	NMSU 20	3-(-5)	Maldonado	1:31	Punt
	0:36	NMSU 25	10-56	Maldonado	3:04	Field Goal
4th	12:01	NMSU 25	5-15	Maldonado	2:02	Punt
	3:15	NMSU 3	3-10	Maldonado	0:59	Interception
	1:00	NMSU 11	4-21	Maldonado	1:00	Game

Texas A&M

Q.	Time	Starting YL	PI-Yds	QB	TOP	Result
1st	12:54	UNM 43	3-43	Calzada	1:10	Touchdown
	9:38	TAMU 30	1-70	Calzada	0:10	Touchdown
	6:37	TAMU 19	5-15	Calzada	2:14	Punt
	1:52	UNM 48	5-8	Calzada	2:03	Punt
2nd	5:51	TAMU 40	12-60	Calzada	5:51	Touchdown
	4:09	TAMU 38	7-44	Calzada	3:04	Field Goal
3rd	14:52	TAMU 38	5-36	Calzada	1:45	Field Goal
	12:07	TAMU 20	6-19	Calzada	2:31	Interception
	6:32	TAMU 10	8-90	Calzada	4:12	Touchdown
	0:43	TAMU 34	6-17	Calzada	2:30	Punt
4th	10:38	TAMU 39	3-(-1)	Calzada	1:39	Punt
	8:48	UNM 20	4-0	Calzada	1:21	Missed FG
	5:26	TAMU 25	5-26	Bost	2:21	Game

UTEP

Q.	Time	Starting YL	PI-Yds	QB	TOP	Result
1st	14:00	UTEP 28	3-0	Hardison	0:59	Punt
	12:08	UNM 28	4-(-5)	Hardison	1:40	Missed FG
	6:47	UTEP 17	3-3	Hardison	1:03	Punt
	2:47	UTEP 13	8-72	Hardison	4:15	Field Goal
2nd	9:35	UTEP 25	6-15	Hardison	3:53	Punt
	1:39	UTEP 20	3-5	Hardison	0:50	Interception
3rd	14:56	UTEP 16	7-84	Hardison	1:33	Touchdown
	10:17	UTEP 33	3-67	Hardison	0:50	Touchdown
	8:31	UNM 42	8-13	Hardison	4:52	Missed FG
	2:31	UTEP 11	9-34	Hardison	3:59	Punt
4th	11:30	UTEP 26	3-9	Hardison	1:38	Punt
	8:44	UTEP 22	3-19	Hardison	1:46	Punt
	5:16	UTEP 24	5-49	Hardison	2:20	Field Goal
	0:20	UTEP 33	1-(-2)	Hardison	0:20	Game

Alr Force

Q.	Time	Starting YL	PI-Yds	QB	TOP	Result
1st	13:17	AFA 27	10-73	Daniels	4:53	Touchdown
	5:33	UNM 41	10-28	Daniels	5:37	Field Goal
2nd	14:51	UNM 33	8-33	Daniels	4:17	Touchdown
	8:56	AFA 16	14-84	Daniels	7:53	Touchdown
	0:23	AFA 36	1-5	Daniels	0:23	Half
3rd	15:00	AFA 25	6-21	Daniels	2:59	Punt
	10:40	AFA 47	3-53	Daniels	1:16	Touchdown
	7:21	AFA 25	14-75	Daniels	8:08	Touchdown
4th	10:20	AFA 25	7-60	Bryan	4:24	Missed FG
	2:02	AFA 25	4-9	Bryan	2:02	Game

San Diego State

Q.	Time	Starting YL	PI-Yds	QB	TOP	Result
1st	13:22	SDSU 37	6-63	Brookshire	2:01	Touchdown
	9:51	SDSU 25	9-39	Brookshire	3:22	Punt
	3:08	SDSU 29	10-48	Brookshire	3:11	Field Goal
2nd	12:51	UNM 34	4-8	Brookshire	1:28	Downs
	10:04	SDSU 34	10-66	Brookshire	5:29	Touchdown
	1:18	SDSU 1	3-25	Brookshire	1:18	Half
3rd	14:54	SDSU 8	3-1	Brookshire	1:47	Punt
	11:36	SDSU 23	3-7	Brookshire	1:19	Punt
	5:23	SDSU 9	2-6	Brookshire	0:42	Fumble
	4:34	SDSU 40	5-60	Brookshire	1:59	Touchdown
4th	0:57	SDSU 34	6-66	Brookshire	2:52	Touchdown
	11:48	SDSU 38	3-4	Brookshire	2:04	Punt
	5:50	SDSU 11	3-(-6)	Johnson	2:20	Punt
	0:56	SDSU 34	2-8	Johnson	0:56	Game

Colorado State

Q.	Time	Starting YL	PI-Yds	QB	TOP	Result
1st	13:01	CSU 20	8-21	Centeio	3:19	Punt
	7:38	CSU 28	12-72	Centeio	4:41	Touchdown
	1:18	CSU 26	13-71	Centeio	4:19	Field Goal
2nd	9:50	CSU 7	3-9	Centeio	2:03	Punt
	7:47	CSU 25	7-46	Centeio	2:41	Field Goal
	3:16	CSU 40	3-(-5)	Centeio	1:27	Punt
	0:43	UNM 47	6-29	Centeio	0:42	Missed FG
3rd	15:00	CSU 25	6-75	Centeio	2:46	Touchdown
	9:11	CSU 22	3-9	Centeio	1:41	Punt
	6:01	UNM 23	4-(-4)	Centeio	1:41	Field Goal
	2:32	CSU 39	6-14	Centeio	2:20	Punt
4th	13:44	CSU 38	5-55	Centeio	2:06	Field Goal
	10:28	CSU 38	4-62	Centeio	1:38	Touchdown
	8:03	UNM 10	4-7	Centeio	2:07	Field Goal
	0:45	CSU 41	2-(-4)	Centeio	0:45	Game

Wyoming

Q.	Time	Starting YL	PI-Yds	QB	TOP	Result
1st	11:24	WYO 14	11-45	Chambers	4:34	Interception
	1:22	WYO 25	7-28	Chambers	3:22	Punt
2nd	8:46	WYO 28	9-62	Williams	4:16	Field Goal
	0:29	WYO 25	1-(-7)	Williams	0:29	Half
3rd	15:00	WYO 25	3-3	Williams	1:33	Punt
	10:47	WYO 8	3-1	Williams	1:16	Punt
	4:26	WYO 19	6-12	Williams	3:04	Punt
4th	13:57	WYO 20	1-(-2)	Williams	0:05	Fumble
	12:15	WYO 20	10-36	Chambers	3:44	Downs
	5:01	WYO 20	11-26	Chambers	2:25	Downs
	0:58	WYO 20	5-38	Chambers	0:58	Game

UNLV

Q.	Time	Starting YL	PI-Yds	QB	TOP	Result
1st	9:07	UNLV 25	3-9	Freil	1:31	Punt
	3:53	UNLV 40	3-9	Freil	1:40	Punt
	0:36	UNM 4	1-4	Freil	0:04	Touchdown
2nd	14:52	UNM 26	6-26	Freil	2:08	Touchdown
	11:51	UNLV 25	1-75	Freil	0:10	Touchdown
	5:56	UNLV 23	6-20	Freil	3:39	Punt
	1:14	UNLV 26	7-34	Freil	1:14	Half
3rd	15:00	UNLV 25	6-22	Freil	2:37	Interception
	11:24	UNM 35	8-26	Freil	4:12	Field Goal
	4:36	UNLV 22	5-14	Freil	2:45	Punt
4th	14:03	UNM 45	5-45	Freil	2:29	Touchdown
	10:18	UNLV 32	8-16	Freil	5:00	Punt
	2:28	UNM 48	3-(-1)	Freil	1:02	Punt

Fresno State

Q.	Time	Starting YL	PI-Yds	QB	TOP	Result
1st	13:58	UNM 31	6-31	Haener	3:25	Touchdown
	8:31	FS 37	4-15	Haener	1:37	Punt
	2:50	FS 29	9-71	Haener	4:19	Touchdown
2nd	11:42	FS 36	9-64	Haener	5:00	Touchdown
	4:21	FS 28	10-38	Haener	3:53	Field Goal
3rd	15:00	FS 25	6-44	Haener	1:38	Field Goal
	7:39	FS 25	6-75	Haener	2:59	Touchdown
	2:22	FS 41	3-(-2)	Haener	1:39	Punt
4th	12:59	FS 30	8-34	Haener	2:49	Fumble
	8:41	FS 19	11-25	Haener	5:42	Punt
	0:13	NM 13	1-(-1)	Haener	0:13	Game

Boise State

Q.	Time	Starting YL	PI-Yds	QB	TOP	Result
1st	8:42	BSU 43	3-4	Bachmeier	0:35	Punt
	5:28	UNM 45	11-35	Bachmeier	5:15	Field Goal
2nd	10:05	BSU 4	9-81	Bachmeier	4:12	Interception
	3:35	BSU 20	7-37	Bachmeier	2:33	Downs
	0:17	BSU 44	2-56	Bachmeier	0:17	Touchdown
3rd	15:00	BSU 38	4-18	Bachmeier	2:10	Punt
	9:58	BSU 36	9-35	Bachmeier	3:45	Field Goal
	2:52	BSU 20	8-56	Bachmeier	1:49	Field Goal
4th	14:04	BSU 38	9-62	Sears	3:16	Touchdown
	7:31	BSU 15	10-34	Sears	6:38	Punt

New Mexico Inside Opponent Red-Zone

			Times	Times	Total		Rush	Pass	FGs	Failed to score inside RZ					
Date	Opponent	Score	In RZ	Scored	Pts	TDs	TDs	TDs	Made	FGA	Down	Int	Fumb	Half	Game
09/02/2021	Houston Baptist	W 27-17	4	4	20	2	0	2	2	2	0	0	0	0	0
09/11/2021	New Mexico St.	W 34-25	7	4	24	3	1	2	1	2	2	0	0	0	0
09/18/2021	at Texas A&M	L 0-34	0	0	0	0	0	0	0	0	0	0	0	0	0
09/25/2021	at UTEP	L 13-20	3	2	10	1	1	0	1	1	1	0	0	0	0
10/02/2021	Air Force	L 10-38	2	1	3	0	0	0	1	1	0	1	0	0	0
10/09/2021	at San Diego St.	L 7-31	1	0	0	0	0	0	0	0	0	1	0	0	0
10/16/2021	Colorado St.	L 7-36	0	0	0	0	0	0	0	0	0	0	0	0	0
10/23/2021	at Wyoming	W 14-3	3	1	7	1	1	0	0	1	1	0	0	0	0
11/06/2021	UNLV	L 17-31	2	2	10	1	0	1	1	1	0	0	0	0	0
11/13/2021	at Fresno St.	L 7-34	2	1	7	1	1	0	0	1	0	0	0	0	0
11/20/2021	at Boise St.	L 0-37	0	0	0	0	0	0	0	0	0	0	0	0	0
	Totals 15 of 24 (62.5%)		24	15	81	9	4	5	6	9	4	2	0	0	0

Opponents Inside New Mexico Red-Zone

				Times	Times	Total		Rush	Pass	FGs	Failed to score inside RZ					
Date	Opponent		Score	In RZ	Scored	Pts	TDs	TDs	TDs	Made	FGA	Down	Int	Fumb	Half	Game
09/02/2021	Houston Baptist	W	27-17	2	2	10	1	0	1	1	1	0	0	0	0	0
09/11/2021	New Mexico St.	W	34-25	3	3	13	1	0	1	2	2	0	0	0	0	0
09/18/2021	Texas A&M	L	0-34	4	3	17	2	1	1	1	2	0	0	0	0	0
09/25/2021	UTEP	L	13-20	2	2	10	1	1	0	1	1	0	0	0	0	0
10/02/2021	Air Force	L	10-38	6	5	31	4	4	0	1	2	0	0	0	0	0
10/09/2021	San Diego St.	L	7-31	4	4	28	4	4	0	0	0	0	0	0	0	0
10/16/2021	Colorado St.	L	7-36	7	6	26	2	2	0	4	5	0	0	0	0	0
10/23/2021	Wyoming	W	14-3	1	1	3	0	0	0	1	1	0	0	0	0	0
11/06/2021	UNLV	L	17-31	4	4	24	3	2	1	1	1	0	0	0	0	0
11/13/2021	Fresno St.	L	7-34	3	3	21	3	1	2	0	0	0	0	0	0	0
11/20/2021	Boise St.	L	0-37	3	2	10	1	1	0	1	1	0	1	0	0	0
	Totals 35 of 39 (89.7%)			39	35	193	22	16	6	13	16	0	1	0	0	0

2021 STARTING LINEUPS

OFFENSE

OPPONENT	QB	WR	WR	WR/RB*/TE#	RB/WR*	TE/WR*/RB#	LT	LG	C	RG	RT
HBU	T. Wilson	Hall	An. Erickson	Wysong	Cole	Jarvis	Briggs	Cook	Stapley	Gutierrez	Jankoviak
NMSU	T. Wilson	Scruggs, Jr.	Wysong	Bruckler#	Cole	Jarvis	Briggs	Cook	Stapley	Gutierrez	Jankoviak
@TAMU	T. Wilson	Scruggs, Jr.	Wyong	Queen	Taylor*	Bruckler	Briggs	Cook	Stapley	Gutierrez	Davis
@UTEP	T. Wilson	Taylor	Au. Erickson	Withoft#	Cole	Jarvis	Briggs	Cook	Stapley	Gutierrez	Davis
AFA	T. Wilson	Taylor	Wysong	Boone	Cole	Jarvis	Briggs	Cook	Stapley	Gutierrez	Buford
@SDSU	T Wilson	Lanier	An. Erickson	Hall	Dumas	Jarvis	Briggs	Cook	Stapley	Matautia	Buford
CSU	Montes	Scruggs, Jr.	An. Erickson	Bruckler#	Cole	Jarvis	Briggs	Cook	Stapley	Matautia	Davis
@WYO	Chavez	Scruggs, Jr.	Wysong	Taylor	Dumas	Jarvis	Briggs	Gutierrez	Stapley	Jang	Cook
UNLV	Chavez	Scruggs, Jr.	Wysong	Taylor	Dumas	Jarvis	Briggs	Gutierrez	Stapley	Jang	Cook
@FS	Chavez	Scruggs, Jr.	Wysong	Taylor	Dumas	Jarvis	Briggs	Gutierrez	Jang	Stapley	Cook
@BSU	Chavez	Scruggs, Jr.	Wysong	Taylor	Dumas	Jarvis	Briggs	Gutierrez	Jang	Stapley	Cook
USU											

DEFENSE

OPPONENT	LE	NT/MLB#	RE	LLB	MLB	RLB/NT#	LCB	LWOLF	LOBO	RWOLF	RCB
HBU	Saltonstall	Murray	Harris	Hannah	Leutele	Sanders	Hightower	Peek	Combs	Reed II	Martin
NMSU	Saltonstall	Murray	Noble	Riley	Leutele	Sanders	Hightower	Peek	Combs	Reed II	Martin
@TAMU	Saltonstall	Murray	Noble	Riley	Leutele	Sanders	Hightower	R. Wilson	Combs	Reed II	Martin
@UTEP	Saltonstall	Murray	Noble	Riley	Leutele	Phillips#	Hightower	Peek	Combs	Reed II	Martin
AFA	Saltonstall	Murray	Noble	Riley	Leutele	Santana#	Hightower	R. Wilson	Combs	Reed II	Martin
@SDSU	Saltonstall	Murray	Noble	Riley	Leutele	Sanders	Hightower	R. Wilson	Combs	Reed II	Martin
CSU	Saltonstall	Murray	Noble	Riley	Leutele	Sanders	Collier	R. Wilson	Combs	Reed II	Martin
@WYO	Saltonstall	Murray	Noble	Riley	Leutele	Sanders	Hightower	R. Wilson	Combs	Reed II	Collier
UNLV	Saltonstall	Murray	Noble	Riley	Leutele	Sanders	Hightower	R. Wilson	Combs	Reed II	Collier
@FS	Saltonstall	Santana	Noble	Riley	Leutele	Sanders	Hightower	Peek	R. Wilson	Reed II	Collier
@BSU	Saltonstall	Santana	Noble	Riley	Leutele	Sanders	Hightower	R. Wilson	Combs	Reed II	Martin
USU											

Team Statistics

	UNM	OPP
Scoring	136	306
Points per game	12.4	27.8
Points Off Turnovers	34	57
First Downs	149	208
Rushing	78	93
Passing	54	92
Penalty	17	23
Rushing Yardage	1349	1603
Yards gained rushing	1748	1880
Yards lost rushing	399	277
Rushing attempts	416	430
Average per rush	3.2	3.7
Average per game	122.6	145.7
TDs Rushing	5	17
Passing Yardage	1284	2314
Comp-Att-Int	131-241-8	179-326-9
Average per pass	5.3	7.1
Average per catch	9.8	12.9
Average per game	116.7	210.4
TDs Passing	9	14
Total offense	2633	3917
Total plays	657	756
Average per play	4.0	5.2
Average per game	239.4	356.1
Kick returns: #-Yards	39-933	12-252
Punt returns: #-Yards	13-191	23-223
Int returns: #-Yards	9-24	8-72
Kick return average	23.9	21.0
Punt return average	14.7	9.7
Int return average	2.7	9.0
Fumbles-Lost	17-10	9-4
Penalties-Yards	76-618	66-600
Average per game	56.2	54.5
Punts-Yards	76-3171	53-2395
Average per punt	41.7	45.2
Net punt average	37.0	39.7
Kickoffs-Yards	35-2183	67-4090
Average per kick	62.4	61.0
Net kick average	39.5	38.8
Time of possession / game	29:22	30:35
3rd-down conversion	38/154	63/163
3rd-down pct	25%	39%
4rd-down conversion	7/19	10/14

	UNM	OPP
4rd-down pct	37%	71%
Sacks by-Yards	22-165	33-239
Misc Yards	0	0
Touchdowns scored	16	34
Field goals - attempts	8-13	22-27
On-Side kicks	0-0	0-0
Red-zone scores	(15-24) 63%	(35-39) 90%
Red-zone touchdowns	(9-24) 38%	(22-39) 56%
PAT-attempts	(16-16) 100%	(34-34) 100%
Attendance	86946	205931
Games / Avg per game	5/17389	6/34322
Neutral site games	-	0/0

Score by Periods

Team	1st	2nd	3rd	4th	OT	TOT
New Mexico	49	47	27	13	0	136
Opponents	62	121	69	54	0	306

Team Results

	Date	Opponent		Score	Overall	Conf	Time	Attend
	09/02/2021	Houston Baptist	W	27-17	1-0	0-0	3:04	15908
	09/11/2021	New Mexico St.	W	34-25	2-0	0-0	3:36	28470
	09/18/2021	at Texas A&M	L	0-34	2-1	0-0	2:58	98780
	09/25/2021	at UTEP	L	13-20	2-2	0-0	3:14	15069
*	10/02/2021	Air Force	L	10-38	2-3	0-1	3:15	13158
*	10/09/2021	at San Diego St.	L	7-31	2-4	0-2	3:05	8387
*	10/16/2021	Colorado St.	L	7-36	2-5	0-3	3:33	15403
*	10/23/2021	at Wyoming	W	14-3	3-5	1-3	2:42	20133
*	11/06/2021	UNLV	L	17-31	3-6	1-4	3:17	14007
*	11/13/2021	at Fresno St.	L	7-34	3-7	1-5	2:57	35020
*	11/20/2021	at Boise St.	L	0-37	3-8	1-6	3:10	28542

Rushing

Player	gp	att	gain	loss	net	avg	td	lg	avg/g
Aaron Dumas	11	136	668	10	658	4.8	2	63	59.8
Bobby Cole	11	88	379	24	355	4.0	2	75	32.3
Terry Wilson Jr.	6	51	199	152	47	0.9	1	56	7.8
Isaiah Chavez	5	34	106	24	82	2.4	0	21	16.4
C.J. Montes	3	25	61	71	-10	-0.4	0	16	-3.3
Luke Wysong	11	25	123	11	112	4.5	0	17	10.2
Bobby Wooden	8	11	49	15	34	3.1	0	21	4.3
Bryson Carroll	1	10	35	28	7	0.7	0	18	7.0
Trae Hall	8	9	37	10	27	3.0	0	21	3.4
Chad Alexander	7	9	41	0	41	4.6	0	8	5.9
Peyton Dixon	2	6	25	0	25	4.2	0	7	12.5
Connor Genal	1	2	8	12	-4	-2.0	0	8	-4.0
Mannie Logan-Greene	4	2	9	0	9	4.5	0	6	2.3
Andrew Erickson	10	1	0	0	0	0.0	0	0	0.0
Austin Erickson	4	1	0	6	-6	-6.0	0	0	-1.5
Connor Witthoft	8	1	8	0	8	8.0	0	8	1.0
Team	11	5	0	36	-36	-7.2	0	0	-3.3
Total	11	416	1748	399	1349	3.2	5	75	122.6
Opponents	11	430	1880	277	1603	3.7	17	53	145.7

Passing

Player	gp	effic	comp-att-int	pct	yds	td	lg	avg/g
Terry Wilson Jr.	6	117.8	101-174-4	58.0	1058	7	58	176.3
C.J. Montes	3	28.1	10-33-2	30.3	39	0	13	13.0
Isaiah Chavez	5	146.4	17-24-1	70.8	161	2	43	32.2
Connor Genal	1	6.9	1-5-1	20.0	16	0	16	16.0
Trae Hall	8	71.0	1-2-0	50.0	5	0	5	0.6
Andrew Erickson	10	0.0	0-2-0	0.0	0	0	0	0.0
Joah Flores	5	142.0	1-1-0	100.0	5	0	5	1.0
Total	11	104.8	131-241-8	54.4	1284	9	58	116.7
Opponents	11	123.2	179-326-9	54.9	2314	14	78	210.4

Receiving

Player	gp	no.	yds	avg	td	lg	avg/g
Luke Wysong	11	24	224	9.3	0	37	20.4
Mannie Logan-Greene	4	14	155	11.1	1	58	38.8
Andrew Erickson	10	12	130	10.8	1	26	13.0
Trace Bruckler	10	12	171	14.3	3	43	17.1
Zarak Scruggs, Jr.	8	11	90	8.2	0	51	11.3
Bobby Cole	11	10	29	2.9	0	12	2.6
Kyle Jarvis	11	10	147	14.7	1	34	13.4
Trae Hall	8	8	52	6.5	1	21	6.5
Chad Alexander	7	6	12	2.0	0	14	1.7
Keyonta Lanier	8	5	87	17.4	1	47	10.9
Connor Witthoft	8	5	48	9.6	1	18	6.0
Elijah Queen	9	4	56	14.0	0	28	6.2
Bobby Wooden	8	3	16	5.3	0	9	2.0
Terry Wilson Jr.	6	2	10	5.0	0	5	1.7
Jace Taylor	11	2	20	10.0	0	17	1.8
CJay Boone	6	2	26	13.0	0	15	4.3
Austin Erickson	4	1	11	11.0	0	11	2.8
Total	11	131	1284	9.8	9	58	116.7
Opponents	11	179	2314	12.9	14	78	210.4

Punt Returns

Player	no.	yds	avg	td	lg
Luke Wysong	7	77	11.0	1	63
Chad Alexander	3	27	9.0	0	10
Mannie Logan-Greene	2	85	42.5	0	53
Total	13	191	14.7	1	63
Opponents	23	223	9.7	3	44

Interceptions

Player	no.	yds	avg	td	lg
Ronald Wilson	2	0	0.0	0	0
Tavian Combs	2	1	0.5	0	1
Jerrick Reed II	1	0	0.0	0	0
Corey Hightower	1	4	4.0	0	4
Donte Martin	1	16	16.0	0	16
Ray Leutele	1	3	3.0	0	3
Cody Moon	1	0	0.0	0	0
Total	9	24	2.7	0	16
Opponents	8	72	9.0	0	24

Kick Returns

Player	no.	yds	avg	td	lg
Luke Wysong	15	304	20.3	0	36
Mannie Logan-Greene	9	299	33.2	0	45
Peyton Dixon	6	135	22.5	0	29
Andrew Erickson	5	95	19.0	0	23
Chad Alexander	3	53	17.7	0	20
Donte Martin	1	47	47.0	0	47
Total	39	933	23.9	0	47
Opponents	12	252	21.0	0	39

Fumble Returns

Player	no.	yds	avg	td	lg
Total	0	15	0.0	1	15
Opponents	0	30	0.0	0	14

Scoring

Player	td	fg	PAT						pts
			kick	rush	rcv	pass	dxp	saf	
Andrew Shelley	-	8-12	16-16	-	-	-	-	-	40
Trace Bruckler	3	-	-	-	-	-	-	-	18
Bobby Cole	2	-	-	-	-	-	-	-	12
Aaron Dumas	2	-	-	-	-	-	-	-	12
Terry Wilson Jr.	1	-	-	-	-	-	-	-	6
Trae Hall	1	-	-	-	-	-	-	-	6
Andrew Erickson	1	-	-	-	-	-	-	-	6
Kyle Jarvis	1	-	-	-	-	-	-	-	6
Mannie Logan-Greene	1	-	-	-	-	-	-	-	6
Ray Leutele	1	-	-	-	-	-	-	-	6
Connor Witthoft	1	-	-	-	-	-	-	-	6
Luke Wysong	1	-	-	-	-	-	-	-	6
Keyonta Lanier	1	-	-	-	-	-	-	-	6
Total	16	8-13	16-16	0	0	0	0	0	136
Opponents	34	22-27	34-34	0	0	0	0	1	306

Field Goals

Player	fg	pct.	01-19	20-29	30-39	40-49	50-99	lg	blk
Andrew Shelley	8-12	66.7	0-0	2-2	3-4	3-6	0-0	49	0
George Steinkamp	0-1	0.0	0-0	0-0	0-0	0-0	0-1	0	0
Opponents	22-27	81.5	0-0	6-6	5-8	10-11	1-2	51	0

FG Sequence

Team Name	New Mexico	Opponents
New Mexico St.	49	(43)
UTEP	(43),(31)	50,(33),46,(44)
Fresno St.	46	(51),(48)
Boise St.		(27)
Colorado St.		(21),(47),36,(46),(25),(21)

Numbers in (parentheses) indicate field goal was made

Total Offense

Player	g	plays	rush	pass	total	avg/g
Terry Wilson Jr.	6	225	47	1058	1105	184.2
Aaron Dumas	11	136	658	0	658	59.8
Bobby Cole	11	88	355	0	355	32.3
Isaiah Chavez	5	58	82	161	243	48.6
Luke Wysong	11	25	112	0	112	10.2
Chad Alexander	7	9	41	0	41	5.9
Bobby Wooden	8	11	34	0	34	4.3
Trae Hall	8	11	27	5	32	4.0
C.J. Montes	3	58	-10	39	29	9.7
Peyton Dixon	2	6	25	0	25	12.5
Connor Genal	1	7	-4	16	12	12.0
Mannie Logan-Greene	4	2	9	0	9	2.3
Connor Witthoft	8	1	8	0	8	1.0
Bryson Carroll	1	10	7	0	7	7.0
Joah Flores	5	1	0	5	5	1.0
Austin Erickson	4	1	-6	0	-6	-1.5
Team	11	0	-36	0	-36	-3.3
Total	11	657	1349	1284	2633	239.4
Opponents	11	756	1603	2314	3917	356.1

Punting

Player	no.	yds	avg	lg	tb	fc	i20	50+	blk
Aaron Rodriguez	74	3171	42.9	61	6	29	15	10	0
Team	2	0	0.0	0	0	0	0	0	2
Total	76	3171	41.7	61	6	29	15	10	2
Opponents	53	2395	45.2	64	5	22	29	16	0

Kickoffs

Player	no.	yds	avg	tb	ob	retn	net	ydln
George Steinkamp	35	2183	62.4	22	0			
Total	35	2183	62.4	22	0	11	39.5	25
Opponents	67	4090	61.0	20	1	33	38.8	26

All Purpose

Player	g	rush	rcv	pr	kr	ir	total	avg/g
Luke Wysong	11	112	224	77	304	0	717	65.2
Aaron Dumas	11	658	0	0	0	0	658	59.8
Mannie Logan-Greene	4	9	155	85	299	0	548	137.0
Bobby Cole	11	355	29	0	0	0	384	34.9
Andrew Erickson	10	0	130	0	95	0	225	22.5
Trace Bruckler	10	0	171	0	0	0	171	17.1
Peyton Dixon	2	25	0	0	135	0	160	80.0
Kyle Jarvis	11	0	147	0	0	0	147	13.4
Chad Alexander	7	41	12	27	53	0	133	19.0
Zarak Scruggs, Jr.	8	0	90	0	0	0	90	11.3
Keyonta Lanier	8	0	87	0	0	0	87	10.9
Isaiah Chavez	5	82	0	0	0	0	82	16.4
Trae Hall	8	27	52	0	0	0	79	9.9
Donte Martin	9	0	0	0	47	16	63	7.0
Terry Wilson Jr.	6	47	10	0	0	0	57	9.5
Elijah Queen	9	0	56	0	0	0	56	6.2
Connor Witthoft	8	8	48	0	0	0	56	7.0
Bobby Wooden	8	34	16	0	0	0	50	6.3
CJAY Boone	6	0	26	0	0	0	26	4.3
Jace Taylor	11	0	20	0	0	0	20	1.8
Bryson Carroll	1	7	0	0	0	0	7	7.0
Austin Erickson	4	-6	11	0	0	0	5	1.3
Corey Hightower	11	0	0	0	0	4	4	0.4
Ray Leutele	11	0	0	0	0	3	3	0.3
Tavian Combs	10	0	0	0	0	1	1	0.1
Connor Genal	1	-4	0	0	0	0	-4	-4.0
C.J. Montes	3	-10	0	0	0	0	-10	-3.3
Team	11	-36	0	2	0	0	-34	-3.1
Total	11	1349	1284	191	933	24	3781	343.7
Opponents	11	1603	2314	223	252	72	4464	405.8

Team Defense

			Tackles				Sacks	Pass defense			Fumbles		blkd	
##	Player	gp	ua	a	tot	tfl/yds	no-yds	int-yds	brup	qbh	fr-yds	ff	kick	saf
9	Jerrick Reed II	11	52	30	82	.	.	1-0	7
7	Tavian Combs	10	39	37	76	1.5-1	.	2-1	4	.	.	1	.	.
98	Joey Noble	11	39	29	68	15.5-46	4.5-24	.	1	6
14	Ronald Wilson	9	26	23	49	1-2	.	2-0	1	.	1-0	.	.	.
36	Syaire Riley	11	20	21	41	4-20	1-13	.	1	1
58	Cody Moon	11	25	15	40	1.5-10	0.5-4	1-0	1	2	1-0	.	.	.
96	Corey Hightower	11	23	17	40	1.5-2	.	1-4	4
95	Jake Saltonstall	11	15	20	35	4.5-21	2.5-19	.	.	2
97	Justin Harris	11	23	10	33	5-19	4-18	.	3	2
30	Ray Leutele	11	17	15	32	7.5-43	4-35	1-3	2	3	1-15	1	.	.
8	Donte Martin	9	20	11	31	1-3	.	1-16	7
3	Patrick Peek	11	18	13	31	.	.	.	4
42	Dion Hunter	11	15	16	31	2-12	1-9	.	.	3
2	Tony Collier	10	22	5	27	0.5-0	.	.	2
19	Devin Sanders	11	17	10	27	2-3	.	.	.	2	1-0	1	.	.
44	Reco Hannah	4	9	9	18	3-23	2-16
54	Langston Murray	9	8	7	15	3-25	2-24	1	.	.
93	Jaden Phillips	10	6	5	11	1.5-4	0.5-3
31	Matthias Bertram	10	5	3	8	1
21	A.J. Odums	5	5	1	6
5	Kyle Jarvis	11	5	.	5
39	Kyler Drake	9	3	2	5	2-4	.	.	.	2
18	Alec Morenco	8	2	2	4
51	Bryce Santana	5	1	3	4
12	Antonio Hunt	6	1	3	4	.	.	.	1	1
92	Omar Darame	4	2	1	3
46	Isaiah Perez	8	3	.	3
25	Marquae Kirkendoll	10	3	.	3
26	Nic Wilson	11	1	1	2
20	Andrell Barney, Jr.	4	1	1	2
56	Austin Cook	11	2	.	2	1	.	.
22	Aaron Dumas	11	1	.	1
85	Trace Bruckler	10	1	.	1
27	Quinn Potts	10	1	.	1
34	Bobby Cole	11	1	.	1
35	George Steinkamp	11	1	.	1
	Totals	11	433	310	743	57-238	22-165	9-24	38	25	4-15	5	0	0
	Opponents	11	412	282	694	75-357	33-239	8-72	17	24	10-30	11	2	1

Date	Opponent	Rushing				Receiving				Passing				Kick Returns				Punt Returns				tot	
		no.	yds	td	lg	no.	yds	td	lg	cmp-att-int	yds	td	lg	no.	yds	td	lg	no.	yds	td	lg		off
09/02/2021	Houston Baptist	38	130	0	56	23	183	3	47	23-29-0	183	3	47	3	99	0	39	1	32	0	32	313	
09/11/2021	New Mexico St.	45	188	1	16	26	381	3	58	26-38-0	381	3	58	3	95	0	36	1	53	0	53	569	
09/18/2021	at Texas A&M	36	89	0	16	10	33	0	11	10-23-1	33	0	11	2	60	0	31	0	0	0	0	122	
09/25/2021	at UTEP	35	123	1	13	17	165	0	28	17-39-1	165	0	28	2	43	0	23	3	20	0	10	288	
10/02/2021	Air Force	20	47	0	15	14	179	1	37	14-23-1	179	1	37	4	101	0	45	0	0	0	0	226	
10/09/2021	at San Diego St.	34	66	0	19	13	127	0	28	13-27-1	127	0	28	4	82	0	24	2	11	0	9	193	
10/16/2021	Colorado St.	36	53	0	15	4	16	0	6	4-20-2	16	0	6	7	174	0	47	2	60	1	63	69	
10/23/2021	at Wyoming	44	147	1	19	10	112	1	43	10-11-0	112	1	43	0	0	0	0	2	18	0	15	259	
11/06/2021	UNLV	48	260	1	75	10	36	1	13	10-16-0	36	1	13	2	22	0	21	2	-3	0	2	296	
11/13/2021	at Fresno St.	38	162	1	63	2	34	0	25	2-8-1	34	0	25	6	136	0	29	0	0	0	0	196	
11/20/2021	at Boise St.	42	84	0	21	2	18	0	16	2-7-1	18	0	16	6	121	0	25	0	0	0	0	102	
New Mexico		416	1349	5	75	131	1284	9	58	131-241-8	1284	9	58	39	933	0	47	13	191	1	63	2633	
Opponents		430	1603	17	53	179	2314	14	78	179-326-9	2314	14	78	12	252	0	39	23	223	3	44	3917	

New Mexico Averages

Games	Avg/ rush	Avg/ catch	Pass effic	KR avg	PR avg	All purpose avg/game	Total offense avg/game
11	3.2	9.8	104.8	23.9	14.7	343.7	239.4

Date	Opponent	Tackles				Sacks no-yds	Fumble		Pass Defense			blkd kick	PAT attempts			off		
		ua	a	total	tfl-yds		ff	fr-yds	int-yds	qbh	brup		kick	kick	rush	rcv	saf	t/o
09/02/2021	Houston Baptist	39	26	65	10.0-49	5-39	1	1-0	2-4	1	7	0	3-3	0	0	0	10	27
09/11/2021	New Mexico St.	26	24	50	3.0-8	0-0	0	0-0	2-0	2	7	0	4-4	0	0	0	7	34
09/18/2021	at Texas A&M	38	32	70	3.0-17	3-17	0	0-0	1-0	4	3	0	0-0	0	0	0	0	0
09/25/2021	at UTEP	27	38	65	5.0-25	2-20	0	0-0	1-0	8	5	0	1-1	0	0	0	3	13
10/02/2021	Air Force	47	38	85	4.0-5	1-1	0	0-0	0-0	0	0	0	1-1	0	0	0	0	10
10/09/2021	at San Diego St.	35	38	73	4.0-8	0-0	1	1-15	0-0	4	2	0	1-1	0	0	0	7	7
10/16/2021	Colorado St.	47	38	85	7.0-26	4-23	0	0-0	0-0	3	1	0	1-1	0	0	0	0	7
10/23/2021	at Wyoming	40	16	56	4.0-26	2-24	1	1-0	1-4	0	4	0	2-2	0	0	0	7	14
11/06/2021	UNLV	39	18	57	6.0-21	0-0	0	0-0	1-0	2	5	0	2-2	0	0	0	0	17
11/13/2021	at Fresno St.	57	6	63	6.0-35	3-26	1	1-0	0-0	0	2	0	1-1	0	0	0	0	7
11/20/2021	at Boise St.	38	36	74	5.0-18	2-15	1	0-0	1-16	1	2	0	0-0	0	0	0	0	0
New Mexico		433	310	743	57.0-238	22-165	5	4-15	9-24	25	38	0	16-16	0	0	0	34	136
Opponents		412	282	694	75.0-357	33-239	11	10-30	8-72	24	17	2	34-34	0	0	1	57	306

Date	Opponent	Punting										Field Goals			Kickoffs			
		no.	yds	avg	long	blkd	tb	fc	50+	i20	md-att	long	blkd	no.	yds	avg	tb	ob
09/02/2021	Houston Baptist	7	298	42.6	51	0	0	2	1	2	2-3	37	0	6	389	64.8	4	0
09/11/2021	New Mexico St.	3	121	40.3	58	0	1	0	1	1	2-4	45	0	8	513	64.1	6	0
09/18/2021	at Texas A&M	11	441	40.1	49	0	0	4	0	2	0-0	0	0	1	65	65.0	0	0
09/25/2021	at UTEP	7	370	52.9	61	0	1	0	5	1	2-2	43	0	3	187	62.3	1	0
10/02/2021	Air Force	4	168	42.0	45	0	0	3	0	1	1-1	49	0	3	130	43.3	2	0
10/09/2021	at San Diego St.	9	362	40.2	50	0	0	7	1	2	0-0	0	0	2	123	61.5	0	0
10/16/2021	Colorado St.	9	376	41.8	54	0	1	3	2	1	0-0	0	0	2	130	65.0	2	0
10/23/2021	at Wyoming	6	262	43.7	46	0	2	1	0	2	0-1	0	0	3	195	65.0	3	0
11/06/2021	UNLV	5	228	45.6	49	0	0	1	0	0	1-1	21	0	4	260	65.0	3	0
11/13/2021	at Fresno St.	6	247	41.2	49	0	0	4	0	1	0-1	0	0	2	126	63.0	1	0
11/20/2021	at Boise St.	9	298	33.1	46	2	1	4	0	2	0-0	0	0	1	65	65.0	0	0
New Mexico		76	3171	41.7	61	2	6	29	10	15	8-13	49	0	35	2183	62.4	22	0
Opponents		53	2395	45.2	64	0	5	22	16	29	22-27	51	0	67	4090	61.0	20	1

Date	Opponent	Rushing				Receiving				Passing				Kick Returns				Punt Returns				tot off
		no.	yds	td	lg	no.	yds	td	lg	cmp-att-int	yds	td	lg	no.	yds	td	lg	no.	yds	td	lg	
09/02/2021	Houston Baptist	22	-6	0	14	28	193	1	18	28-47-2	193	1	18	2	26	0	19	4	69	1	44	187
09/11/2021	New Mexico St.	23	109	0	37	18	236	2	75	18-45-2	236	2	75	2	47	0	39	1	2	0	2	345
09/18/2021	at Texas A&M	34	154	1	46	19	275	3	70	19-33-1	275	3	70	1	38	0	38	5	78	0	39	429
09/25/2021	at UTEP	33	51	1	9	15	293	1	57	15-29-1	293	1	57	2	25	0	15	1	-2	0	0	344
10/02/2021	Air Force	73	408	5	53	1	33	0	33	1-2-0	33	0	33	0	0	0	0	0	0	0	0	441
10/09/2021	at San Diego St.	43	203	4	40	12	133	0	36	12-25-0	133	0	36	2	49	0	33	2	3	0	3	336
10/16/2021	Colorado St.	54	163	2	26	16	289	1	50	16-26-0	289	1	50	0	0	0	0	2	8	0	8	452
10/23/2021	at Wyoming	36	108	0	11	14	147	0	38	14-30-1	147	0	38	0	0	0	0	2	1	0	1	255
11/06/2021	UNLV	28	77	2	14	20	227	2	75	20-33-1	227	2	75	1	23	0	23	3	21	0	20	304
11/13/2021	at Fresno St.	40	97	1	12	24	300	3	78	24-31-0	300	3	78	1	21	0	21	2	10	0	10	397
11/20/2021	at Boise St.	44	239	1	33	12	188	1	56	12-25-1	188	1	56	1	23	0	23	1	33	2	20	427
Opponents		430	1603	17	53	179	2314	14	78	179-326-9	2314	14	78	12	252	0	39	23	223	3	44	3917
New Mexico		416	1349	5	75	131	1284	9	58	131-241-8	1284	9	58	39	933	0	47	13	191	1	63	2633

Opponents Averages

Games	Avg/ rush	Avg/ catch	Pass effic	KR avg	PR avg	All purpose avg/game	Total offense avg/game
11	3.7	12.9	123.2	21.0	9.7	405.8	356.1

Date	Opponent	Tackles				Sacks		Fumble		Pass Defense				blkd	PAT attempts			off		
		ua	a total	tfl-yds	no-yds	ff	fr-yds	int-yds	qbh	brup	kick	kick	rush	rcv	saf	t/o	pts			
09/02/2021	Houston Baptist	36	34	70	7.0-26	2-12	1	1-0	0-0	0	0	0	2-2	0	0	0	0	17		
09/11/2021	New Mexico St.	45	42	87	6.0-29	1-9	1	0-0	0-0	0	1	0	2-2	0	0	1	0	25		
09/18/2021	at Texas A&M	35	22	57	4.0-29	4-29	0	0-0	1-4	5	3	0	4-4	0	0	0	0	34		
09/25/2021	at UTEP	40	28	68	6.0-16	1-7	1	1-0	1-24	10	6	0	2-2	0	0	0	0	20		
10/02/2021	Air Force	27	16	43	4.0-41	4-41	2	2-0	1-18	3	0	0	5-5	0	0	0	10	38		
10/09/2021	at San Diego St.	29	38	67	10.0-43	4-35	1	1-14	1-1	3	5	0	4-4	0	0	0	0	31		
10/16/2021	Colorado St.	33	24	57	8.0-46	6-41	0	1-0	2-8	3	2	0	3-3	0	0	0	13	36		
10/23/2021	at Wyoming	42	24	66	4.0-8	0-0	0	0-0	0-0	0	0	0	0-0	0	0	0	0	3		
11/06/2021	UNLV	51	14	65	11.0-49	8-40	4	3-4	0-0	0	0	0	4-4	0	0	0	17	31		
11/13/2021	at Fresno St.	39	10	49	5.0-19	0-0	0	0-0	1-18	0	0	0	4-4	0	0	0	7	34		
11/20/2021	at Boise St.	35	30	65	10.0-51	3-25	1	1-12	1-1	0	0	2	4-4	0	0	0	10	37		
Opponents		412	282	694	75.0-357	33-239	11	10-30	8-72	24	17	2	34-34	0	0	1	57	306		
New Mexico		433	310	743	57.0-238	22-165	5	4-15	9-24	25	38	0	16-16	0	0	0	34	136		

Date	Opponent	Punting										Field Goals			Kickoffs				
		no.	yds	avg	long	blkd	tb	fc	50+	i20	md-att	long	blkd	no.	yds	avg	tb	ob	
09/02/2021	Houston Baptist	9	458	50.9	59	0	1	2	4	4	1-1	45	0	4	250	62.5	0	0	
09/11/2021	New Mexico St.	7	300	42.9	51	0	0	4	1	3	3-3	43	0	6	383	63.8	2	0	
09/18/2021	at Texas A&M	4	182	45.5	61	0	0	1	2	4	2-3	44	0	7	455	65.0	5	0	
09/25/2021	at UTEP	6	268	44.7	57	0	0	2	2	2	2-4	44	0	6	336	56.0	2	0	
10/02/2021	Air Force	1	42	42.0	42	0	0	1	0	1	1-2	30	0	7	418	59.7	1	0	
10/09/2021	at San Diego St.	5	241	48.2	64	0	1	2	2	2	1-1	40	0	6	390	65.0	2	0	
10/16/2021	Colorado St.	5	259	51.8	63	0	1	1	3	3	5-6	47	0	9	503	55.9	1	1	
10/23/2021	at Wyoming	4	153	38.3	50	0	0	2	1	1	1-1	27	0	2	130	65.0	2	0	
11/06/2021	UNLV	6	244	40.7	49	0	1	2	0	4	1-1	27	0	6	372	62.0	4	0	
11/13/2021	at Fresno St.	3	129	43.0	49	0	0	3	0	3	2-2	51	0	7	408	58.3	0	0	
11/20/2021	at Boise St.	3	119	39.7	51	0	1	2	1	2	3-3	46	0	7	445	63.6	1	0	
Opponents		53	2395	45.2	64	0	5	22	16	29	22-27	51	0	67	4090	61.0	20	1	
New Mexico		76	3171	41.7	61	2	6	29	10	15	8-13	49	0	35	2183	62.4	22	0	

PASSING

#2 Terry Wilson Jr.	Comp	Att	Int	Pct	Yards	TD	Long	Sacked	Effic.
Houston Baptist	22	28	0	78.6	178	3	47	2-12	167.3
New Mexico St.	26	37	0	70.3	381	3	58	1-9	183.5
Texas A&M	10	23	1	43.5	33	0	11	4-29	46.8
UTEP	16	38	1	42.1	160	0	28	1-7	72.2
Air Force	14	23	1	60.9	179	1	37	3-32	131.9
San Diego St.	13	25	1	52.0	127	0	28	4-35	86.7
Totals	101	174	4	58.0	1058	7	58	15-124	117.8

#6 Isaiah Chavez	Comp	Att	Int	Pct	Yards	TD	Long	Sacked	Effic.
Colorado St.	1	1	0	100.0	5	0	5	2-12	142.0
Wyoming	10	11	0	90.9	112	1	43	0-0	206.4
UNLV	3	3	0	100.0	8	1	4	1-8	232.4
Fresno St.	2	7	1	28.6	34	0	25	0-0	40.8
Boise St.	1	2	0	50.0	2	0	2	0-0	58.4
Totals	17	24	1	70.8	161	2	43	3-20	146.4

#10 Trae Hall	Comp	Att	Int	Pct	Yards	TD	Long	Sacked	Effic.
Houston Baptist	1	1	0	100.0	5	0	5	0-0	142.0
San Diego St.	0	1	0	0.0	0	0	0	0-0	0.0
Totals	1	2	0	50.0	5	0	5	1-9	71.0

#11 C.J. Montes	Comp	Att	Int	Pct	Yards	TD	Long	Sacked	Effic.
San Diego St.	0	1	0	0.0	0	0	0	0-0	0.0
Colorado St.	3	19	2	15.8	11	0	6	4-29	-0.4
UNLV	7	13	0	53.8	28	0	13	7-32	71.9
Totals	10	33	2	30.3	39	0	13	11-61	28.1

#16 Connor Genal	Comp	Att	Int	Pct	Yards	TD	Long	Sacked	Effic.
Boise St.	1	5	1	20.0	16	0	16	1-12	6.9
Totals	1	5	1	20.0	16	0	16	1-12	6.9

#84 Joah Flores	Comp	Att	Int	Pct	Yards	TD	Long	Sacked	Effic.
UTEP	1	1	0	100.0	5	0	5	0-0	142.0
Totals	1	1	0	100.0	5	0	5	0-0	142.0

RUSHING & RECEIVING

Rushing

Player	No-Yds/TD	HBU	NMSU	TA&M	UTEP	USAFA	SDSU	CSU	UW	UNLV	Fresno	Boise
Aaron Dumas	136-658/2	15-57/0	10-58/0	10-49/0	8-28/0	3-15/0	11-77/0	14-68/0	12-35/1	15-92/0	23-143/1	15-36/0
Bobby Cole	88-355/2	10-32/0	20-107/1	8-27/0	11-25/0	5-15/0	10-25/0	9-35/0	6-10/0	5-76/1	1-6/0	3-9/0
Terry Wilson Jr.	51-47/1	9-54/0	6-8/0	9-14/0	9-22/1	7-11/0	11-34/0	DNP	DNP	DNP	DNP	DNP
Isaiah Chavez	34-82/0	DNP	DNP	DNP	DNP	DNP	DNP	2--12/0	16-49/0	5-23/0	7-14/0	4-8/0
Luke Wysong	25-112/0	-	4-19/0	6-20/0	1-9/0	-	-	-	8-46/0	4-26/0	1-5/0	1--3/0
C.J. Montes	25--10/0	DNP	DNP	DNP	DNP	DNP	1--1/0	8--37/0	DNP	16-28/0	DNP	DNP
Bobby Wooden	11-34/0	-	-	1--2/0	2-12/0	-	DNP	DNP	1-2/0	DNP	1-5/0	6-27/0
Bryson Carroll	10-7/0	DNP	DNP	DNP	DNP	DNP	DNP	DNP	DNP	DNP	DNP	10-7/0
Chad Alexander	9-41/0	1-2/0	3-11/0	-	3-19/0	2-9/0	-	-	DNP	DNP	DNP	DNP
Trae Hall	9-27/0	-	1-1/0	DNP	-	3--3/0	1--1/0	2-4/0	1-5/0	1-21/0	DNP	DNP
Peyton Dixon	6-25/0	DNP	DNP	DNP	DNP	DNP	DNP	DNP	DNP	DNP	5-21/0	1-4/0
Mannie Logan-Greene	2-9/0	-	-	2-9/0	DNP	-	DNP	DNP	DNP	DNP	DNP	DNP
Connor Genal	2--4/0	DNP	DNP	DNP	DNP	DNP	DNP	DNP	DNP	DNP	DNP	2--4/0
Connor Witthoft	1-8/0	-	-	-	1-8/0	-	-	-	DNP	-	DNP	DNP
Andrew Erickson	1-0/0	-	-	-	-	-	-	-	DNP	1-0/0	-	-
Austin Erickson	1--6/0	DNP	DNP	DNP	-	-	DNP	-	DNP	1--6/0	DNP	DNP

Receiving

Player	No-Yds/TD	HBU	NMSU	TA&M	UTEP	USAFA	SDSU	CSU	UW	UNLV	Fresno	Boise
Luke Wysong	24-224/0	7-46/0	3-24/0	1-4/0	3-27/0	3-70/0	4-51/0	-	2-1/0	1-1/0	-	-
Mannie Logan-Greene	14-155/1	2-10/0	7-106/1	3-16/0	DNP	2-23/0	DNP	DNP	DNP	DNP	DNP	DNP
Trace Bruckler	12-171/3	2-12/1	2-52/0	2-12/0	DNP	-	-	-	1-43/1	3-11/1	1-25/0	1-16/0
Andrew Erickson	12-130/1	3-5/0	5-75/1	-	-	1-26/0	3-24/0	-	DNP	-	-	-
Zarak Scruggs, Jr.	11-90/0	1--2/0	1-51/0	1-11/0	DNP	DNP	DNP	3-10/0	4-17/0	1-3/0	-	-
Kyle Jarvis	10-147/1	2-15/1	1-25/0	-	4-59/0	-	-	-	2-46/0	-	-	1-2/0
Bobby Cole	10-29/0	-	-	1--6/0	5-27/0	1-3/0	-	-	-	3-5/0	-	-
Trae Hall	8-52/1	-	-	DNP	-	3-23/1	3-18/0	1-6/0	1-5/0	-	DNP	DNP
Chad Alexander	6-12/0	-	2-8/0	2--4/0	-	2-8/0	-	-	DNP	DNP	DNP	DNP
Keyonta Lanier	5-87/1	3-72/1	2-15/0	-	DNP	DNP	-	DNP	-	-	-	-
Connor Witthoft	5-48/1	-	1-15/1	-	2-27/0	-	1-3/0	-	DNP	1-3/0	DNP	DNP
Elijah Queen	4-56/0	1-9/0	1-6/0	-	DNP	DNP	1-28/0	-	-	1-13/0	-	-
Bobby Wooden	3-16/0	-	1-4/0	-	1-3/0	-	DNP	DNP	-	DNP	1-9/0	-
Cjay Boone	2-26/0	1-11/0	-	-	-	1-15/0	DNP	DNP	-	DNP	DNP	DNP
Jace Taylor	2-20/0	-	-	-	1-17/0	-	1-3/0	-	-	-	-	-
Terry Wilson Jr.	2-10/0	1-5/0	-	-	1-5/0	-	-	DNP	DNP	DNP	DNP	DNP
Austin Erickson	1-11/0	DNP	DNP	DNP	-	1-11/0	DNP	-	DNP	-	DNP	DNP

Total Tackles

Player	S-A	Total	HBU	NMSU	TA&M	UTEP	USAFA	SDSU	CSU	UW	UNLV	Fresno	Boise
Jerrick Reed II	52-30	82	3-1	3-1	3-5	7-5	10-4	2-3	8-5	1-1	5-1	6-0	4-4
Tavian Combs	39-37	76	8-4	1-4	6-5	1-3	3-4	5-6	3-3	4-3	4-1	DNP	4-4
Joey Noble	39-29	68	2-1	5-1	4-0	2-1	9-9	4-2	2-6	4-2	0-3	6-1	1-3
Ronald Wilson	26-23	49	DNP	DNP	2-1	2-4	1-1	2-3	6-6	2-0	2-0	7-1	2-7
Syair Riley	20-21	41	2-1	2-1	1-4	1-3	3-4	0-3	4-0	-	2-1	3-0	2-4
Cody Moon	25-15	40	-	1-2	1-1	0-4	2-1	6-2	2-0	2-3	4-0	3-0	4-2
Corey Hightower	23-17	40	2-1	2-1	1-1	1-5	3-4	0-1	4-2	2-0	3-0	2-1	3-1
Jake Saltonstall	15-20	35	1-1	0-3	2-1	1-1	3-3	1-1	1-4	1-0	1-4	2-1	2-1
Justin Harris	23-10	33	1-1	2-0	2-3	1-2	3-0	0-2	3-0	2-0	1-1	4-0	4-1
Ray Leutele	17-15	32	0-3	1-1	2-1	1-0	2-3	3-2	2-2	2-0	1-0	3-1	0-2
Donte Martin	20-11	31	3-2	2-0	4-1	3-2	2-0	3-1	2-3	DNP	DNP	1-0	0-2
Patrick Peek	18-13	31	4-1	2-4	2-2	0-1	-	1-2	-	2-1	0-1	6-0	1-1
Dion Hunter	15-16	31	2-3	1-2	-	0-1	-	1-3	3-2	2-1	1-3	2-0	3-1
Tony Collier	22-5	27	3-0	DNP	0-1	-	1-2	0-1	0-1	7-0	6-0	5-0	-
Devin Sanders	17-10	27	3-1	0-2	1-2	2-0	1-0	2-3	3-0	1-1	-	2-1	2-0
Reco Hannah	9-9	18	2-4	DNP	DNP	DNP	DNP	DNP	1-2	3-3	3-0	DNP	DNP
Langston Murray	8-7	15	2-0	2-1	-	-	1-1	0-2	-	2-1	1-2	DNP	DNP
Jaden Phillips	6-5	11	DNP	-	1-0	2-1	-	-	0-2	-	1-0	2-0	0-2
Matthias Bertram	5-3	8	DNP	-	2-1	-	-	0-1	-	1-0	-	-	2-1
A.J. Odums	5-1	6	DNP	DNP	1-1	2-0	DNP	-	-	DNP	DNP	DNP	2-0
Kyle Jarvis	5-0	5	-	-	1-0	-	-	1-0	1-0	-	1-0	1-0	-
Kyler Drake	3-2	5	DNP	DNP	-	0-2	-	1-0	-	1-0	1-0	-	-
Alec Morenco	2-2	4	DNP	DNP	0-1	-	1-0	1-0	-	-	0-1	-	DNP
Bryce Santana	1-3	4	-	DNP	DNP	1-1	0-2	DNP	DNP	DNP	DNP	-	-
Antonio Hunt	1-3	4	0-2	0-1	-	-	1-0	DNP	-	DNP	DNP	DNP	DNP
Marquae Kirkendoll	3-0	3	-	-	-	-	-	1-0	2-0	-	-	-	DNP
Isaiah Perez	3-0	3	DNP	DNP	DNP	-	-	-	-	1-0	2-0	-	-
Omar Darame	2-1	3	1-0	DNP	0-1	DNP	DNP	-	DNP	DNP	DNP	1-0	DNP
Austin Cook	2-0	2	-	-	1-0	-	-	-	-	-	-	-	1-0
Nic Wilson	1-1	2	-	1-0	-	0-1	-	-	-	-	-	-	-
Andreil Barney, Jr.	1-1	2	-	DNP	1-0	0-1	DNP	DNP	DNP	-	DNP	DNP	DNP
Trace Bruckler	1-0	1	-	-	-	DNP	-	-	-	-	-	-	1-0
Quinn Potts	1-0	1	-	1-0	-	DNP	-	-	-	-	-	-	-
George Steinkamp	1-0	1	-	-	-	-	-	1-0	-	-	-	-	-
Aaron Dumas	1-0	1	-	-	-	-	1-0	-	-	-	-	-	-
Bobby Cole	1-0	1	-	-	-	-	-	-	-	-	-	1-0	-

INDIVIDUAL

50-YARD TOUCHDOWN RUN

New Mexico: 75, Bobby Cole vs. UNLV (11/6/2021)

Opponent: 53, DeAndre Hughes, Air Force (10/2/2021)

70-YARD RUN

New Mexico: 75, Bobby Cole vs. UNLV (11/6/2021)

Opponent: 76, Cole McDonald, Hawai'i (10/26/2019)

70-YARD RECEPTION

New Mexico: 74, Elijah Lilly from Sheriron Jones at UNLV (10/6/2018)

Opponent: 78, Jordan Mims from Jake Haener, Fresno State (11/13/2021)

30 RUSHING ATTEMPTS

New Mexico: 20, Tyrone Owens at New Mexico State (9/15/2018)

Opponent: 33, Xavien Valladay, Wyoming (10/19/2019)

150 YARDS RUSHING

New Mexico: 200, Ahmari Davis vs. Hawai'i (10/26/2019)

Opponent: 154, Trey Smith, Wyoming (12/5/2020)

200 YARDS RUSHING

New Mexico: 200, Ahmari Davis vs. Hawai'i (10/26/2019)

Opponent: 253, Jonathan Taylor, Wisconsin (9/8/2018)

TWO PLAYERS, 100+ YARDS RUSHING

New Mexico: Tyrone Owens (164), Daryl Chestnut (145) & Lamar Jordan (116) vs. UNLV (11/17/2017)

Opponent: Xavier Valladay (127) & Sean Chambers (117) Wyoming (10/19/2019)

THREE PLAYERS, 100+ YARDS RUSHING

New Mexico: Tyrone Owens (164), Daryl Chestnut (145) & Lamar Jordan (116) vs. UNLV (11/17/2017)

Opponent: Marvin Kinsey (127), Izzy Matthews (107) & Dalyn Dawkins (102), Colorado State (11/19/2016)

30 PASS COMPLETIONS

New Mexico: 30, B.R. Holbrook vs. Texas Tech (9/11/2010)

Opponent: 33, Chevan Cordeiro, Hawai'i (11/7/2020)

50 PASS ATTEMPTS

New Mexico: 50, B.R. Holbrook vs. Texas Tech (2010)

Opponent: 57, Tyler Rogers, New Mexico State (9/9/2017)

400 YARDS PASSING

New Mexico: 408, Casey Kelly vs. UNLV (11/1/2003)

Opponent: 410, Chevan Cordeiro, Hawai'i (11/7/2020)

100 YARDS RUSHING & PASSING

New Mexico: Trae Hall (154 rushing, 107 passing) vs. Utah State (11/30/2019)

Opponent: Andrew Peasley (118 rushing, 239 passing), Utah State (11/26/2020)

500 YARDS TOTAL OFFENSE

New Mexico: 594, Jeremy Leach vs. Utah (11/11/1989)

Opponent: 527, Derek Carr, Fresno State (11/23/2013)

10 PASS RECEPTIONS

New Mexico: 11, Ty Kirk vs. New Mexico State (10/1/2011)

Opponent: 10, Bailey Gaither, San José State (10/31/2020)

150 YARDS RECEIVING

New Mexico: 209, Deon Long vs. Sam Houston State (9/24/2011)

Opponent: 174, Jacob Cowing, UTEP (9/25/2021)

2+ PLAYERS, 100+ YARDS RECEIVING

New Mexico: Deon Long (209) & Ty Kirk (127) vs. Sam Houston State (9/24/2011)

Opponent: Bailey Gaither (208) & Tre Walker (107), San José State (10/31/2020)

SCORED THREE TOUCHDOWNS

New Mexico: 3, Tyrone Owens vs. Liberty (9/29/2018)

Opponent: 3, Brad Roberts, Air Force (11/20/2020)

FOUR TOUCHDOWN PASSES

New Mexico: 4, Sheriron Jones at UNLV (10/6/2018)

Opponent: 4, Chevan Cordeiro, Hawai'i (11/7/2020)

FOUR RUSHING TOUCHDOWNS

New Mexico: 4, Ahmari Davis at New Mexico State (9/15/2018)

Opponent: 3, Brad Roberts, Air Force (11/20/2020)

THREE TOUCHDOWN RECEPTIONS

New Mexico: 3, Deon Long vs. Sam Houston State (2011)

Opponent: 3, Romeo Doubs, Nevada (11/14/2020)

FIVE FIELD GOALS

New Mexico: 5, James Aho vs. Arizona (2008)

Opponent: 5, Cayden Camper, Colorado State (10/16/2021)

50-YARD FIELD GOAL

New Mexico: 52, Andrew Shelley at Liberty (9/28/2019)

Opponent: 51, Cesar Silva, Fresno State (11/13/2021)

TWO INTERCEPTIONS

New Mexico: 2, Jerrick Reed at Hawai'i (11/7/2020)

Opponent: 2, Tariq Thompson, San Diego State (11/24/2017)

TWO FUMBLE RECOVERIES

New Mexico: 2, Adebayo Soremekun vs. San Diego St. (11/3/2018)

Opponent: 2, Sonatane Lui, Boise State, 11/16/2019

PUNT RETURN FOR TOUCHDOWN (no block)

New Mexico: 63 yards, Luke Wysong vs. Colorado St. (10/16/2021)

Opponent: 44 yards, Tyson Thompson, Houston Baptist (9/2/2021)

TWO PUNT RETURNS FOR TOUCHDOWN (no block)

New Mexico: Has not occurred

Opponent: 64 yards, 61 yards Cliff Harris, Oregon (2010)

TWO BLOCKED PUNTS FOR TOUCHDOWN

New Mexico: Has not occurred

Opponent: Boise State (7 yards for Tyreque Jones; 6 yards for Dylan Herberg, 11/20/2021)

KICKOFF RETURN FOR A TOUCHDOWN

New Mexico: 100 yards, Elijah Lilly vs. Texas A&M (11/11/2017)

Opponent: 100 yards, Mike Edwards, Hawai'i (10/13/2012)

INTERCEPTION RETURN FOR TOUCHDOWN

New Mexico: 43 yards, Jerrick Reed II vs. New Mexico State (9/21/2019)

Opponent: 14 yards, Solomon Matautia, Hawai'i (10/26/2019)

BLOCKED PAT

New Mexico: Adebayo Soremekun at San José State (10/4/2019)

Opponent: Jacoby Wildman, Utah State (11/30/2019)

BLOCKED FIELD GOAL

New Mexico: Nahje Flowers at San José State (10/4/2019)

Opponent: Michael Purcell, Air Force (11/20/2020)

BLOCKED FIELD GOAL RETURN

New Mexico: 45 yards, Anthony Hooks vs. UTEP (2010)

Opponent: Has not occurred

BLOCKED PUNT

New Mexico: Victor James at San Diego State (10/31/2009)

Opponent: Alexander Teubner, Boise State (2nd of game, 11/20/2021)

FUMBLE RETURN FOR A TOUCHDOWN

New Mexico: 15 yards, Ray Leutele at San Diego State (10/9/2021)

Opponent: 16 yards, Kina Maile, Utah State (11/26/2020)

DEFENSIVE TWO-POINT CONVERSION

New Mexico: Jalin Burrell vs. New Mexico State (9/9/2017)

Opponent: Milton Bugg III, Air Force (11/23/2019)

TEAM

OVERTIME GAME

Won 42-35 (OT) at UTEP (2013)

SHUTOUT

New Mexico: 66-0 vs. Mississippi Valley State (9/5/2015); FBS: 24-0 vs. Wyoming (10/4/2008)

Opponent: 37-0, at Boise State (11/20/2021)

50 POINTS

New Mexico: 55 vs. New Mexico State (9/21/2019)

Opponent: 52, New Mexico State (9/21/2019)

60 RUSHING ATTEMPTS

New Mexico: 60 at UNLV (10/6/2018)

Opponent: 73, Air Force (10/2/2021)

300 YARDS RUSHING

New Mexico: 319 vs. Incarnate Word (9/1/2018)

Opponent: 408, Air Force (10/2/2021)

400 YARDS RUSHING

New Mexico: 482, UNLV (11/17/2017)

Opponent: 408, Air Force (10/2/2021)

FOUR RUSHING TDS

New Mexico: 4, Sam Houston State (8/31/2019)

Opponent: 4, San Diego State (10/9/2021)

400 YARDS PASSING

New Mexico: 434 vs. Sam Houston State (9/24/2011)

Opponent: 410, Hawai'i, (11/7/2020)

FOUR PASSING TDS

New Mexico: 4 at UNLV (10/6/2018)

Opponent: 4, Hawai'i, (11/7/2020)

500 YARDS TOTAL OFFENSE

New Mexico: 553 vs. New Mexico (9/11/2021)

Opponent: 503, Hawai'i, (11/7/2020)

30 FIRST DOWNS

New Mexico: 32, Incarnate Word (9/1/2018)

Opponent: 30, Boise State (11/16/2018)

INTERCEPTED FIVE PASSES

New Mexico: 5 at New Mexico State (9/15/2018)

Opponent: 5, Wyoming (10/28/2017)

100 YARDS IN PENALTIES

New Mexico: 112 vs. New Mexico State (9/11/2021)

Opponent: 117, Colorado State (10/11/2019)

NO PENALTIES

New Mexico: Air Force (11/10/2018)

Opponent: No Record

LOST FIVE FUMBLES

New Mexico: 5 vs. Brigham Young (10/25/1984)

Opponent: 5, Air Force (10/25/2007)

FAILED TO GAIN 100 YARDS RUSHING

New Mexico: 83, at Boise State (11/20/2021)

Opponent: 77, UNLV (11/6/2021)

FAILED TO GAIN 100 YARDS PASSING

New Mexico: 18, at Boise State (11/20/2021)

Opponent: 33, Air Force (10/2/2021)

FAILED TO GAIN 200 YARDS TOTAL OFFENSE

New Mexico: 101, at Boise State (11/20/2021)

Opponent: 187, Houston Baptist (9/2/2021)

RECORDED A SAFETY

New Mexico: Jermane Conyers tackled Utah State's Derrick Thompson in the end zone after a fumbled handoff (10/27/2018)

Opponent: Int. Grounding in end zone, New Mexico St. (9/11/2021)

NO PUNTS

New Mexico: vs. Colorado State (11/16/2013)

Opponent: Air Force (11/23/2015)

SCORED TDS ON OFFENSE, DEFENSE AND SPECIAL TEAMS

New Mexico: vs. ULM (10/22/2016)

Opponent: Utah (2010)

TOP MARKS BY UNM OPPONENTS VS. LOBOS

	INDIVIDUAL	TEAM	INDIVIDUAL	TEAM
First Downs	40, Boise State (11/14/2015)		INTs	3, Gerald Campbell, UTEP (1950)
Rushing Att.	47, Steve Bartalo, CSU (1985)	82, Air Force (1987)		3, Gene Franz, BYU (1962)
Rushing Yards	325, Andre Davis, TCU (1994)	646, Air Force (1987)		3, Derwin Gray, BYU (1990)
Long TD	94, Alvester Alexander, Wyoming (2010)			7, UTEP (1950)
Rushing TDs	6, Kapri Bibbs, Colorado State (2013)	10, Air Force (1987)		7, West Texas (1950)
Pass Att.	75, Brett Rypien, Boise State (11/14/2015)	75, Boise State (11/14/2015)	Rec. Yards	281, Thomas Sperbeck, Boise State (11/14/2015)
Pass Comp.	47, Chase Holbrook, New Mexico St. (2007)	47, New Mexico St. (2007)	Receptions	22, Jay Miller, BYU (1973)
Passing Yards	585, Robbie Bosco, BYU (1985)	585, BYU (1985)	TD Rec.	4, Kirk Pendleton, BYU (1983)
Long Pass	98, Jack Steptoe from Dan Hagemann, Utah (1976)			4, Roger Garidel, Utah (1971)
Total Plays	84, Brad Smith, Missouri (2005)	105, Missouri (2005)	INT Return	100, Larry Durham, UTEP (1962)
Total Off.	592, Robbie Bosco, BYU (1985)	822, Fresno State (2013)	Field Goals	5, Hawai'i (1981)
TD Passes	7, Derek Carr, Fresno State (2013)	7, Fresno State (2013)		5, Washington St. (2003)
		7, UTEP (1967)	Long FG	56, Owen Pochman, BYU (2000)
			Punts	13, Lonnie Crittenden, UTEP (1962)
				13, UTEP (1983)
			Long Punt	89, Jeff Babcock, Colorado St. (2004)
			Punt Return	95, Morris Owens, Arizona St. (1972)
			KO Return	100, Cedric Johnson, UTEP (1996)
				100, Ivory McCann, Texas Tech (2001)
				100, Mike Edwards, Hawai'i (10/13/2012)
			Blocked Punts	2, Boise State (11/20/2021)



17 Game 1: 9/2/2021
Albuquerque, N.M.
27 Att: 15,908

ALBUQUERQUE, N.M. — New Mexico jumped out to a 14-0 lead after two drives and then held steady and UNM's defense held high-flying Houston Baptist to just 187 total yards, winning 27-17 in the 2021 season opener, UNM's first home game in 642 days. The win pushed UNM's winning streak to three straight, the longest for the program in four years.

Terry Wilson was solid in his Lobo debut, going 20-for-26 passing for 174 yards and three touchdowns. He opened the game after UNM ended HBU's opening drive with a Ray Leutele interception. Wilson, who actually caught a pass on the opening play, hit a wide open Kyle Jarvis from 11 yards out for a quick touchdown just 2:10 into the game.

After a three-and-out pitched by the Lobo defense, Wilson went to work again, this time driving UNM 74 yards in nine plays. He opened with completions to Mannie Logan-Greene and Andrew Erickson. He found his favorite target Luke Wysong three different times, for 15, 11 and 22 yards, the last of which put UNM on the 4-yard line. Wilson then hit freshman tight end Trace Bruckler for a bruising four-yard score to make it 14-0.

UNM's defense was stout, and didn't give much of anything to Houston Baptist. Overall, the Huskies gained just 187 yards overall, and -9 on the ground. The Huskies used two brilliant special teams plays to get back in the game. First punter Brady Buell hammered a 59-yard punt that went out of bounds at the 1-yard line. UNM couldn't move the ball for a first down, and Aaron Rodriguez' punt was returned by Tyrone Thompson 44 yards for a touchdown, making it 14-7.

A field goal moved it to 14-10, but Wilson and the Lobo offense struck quickly. Bobby Cole rushed three straight times to move UNM into Husky territory after a 41-yard kickoff return by Logan-Greene. Wilson then faked a handoff and launched a perfect bomb into the waiting hands of true freshman Keyonta Lanier for a 47-yard score, and a 21-10 lead that held at halftime.

In the second half, UNM's offense bogged down a bit, gaining just 104 yards in the half after 208 in the opening half. However, UNM's defense was terrific. Overall the Lobos recorded five sacks, three takeaways, 10 tackles for a loss and six pass breakups. UNM extended the lead to 24-10 after three as Andrew Shelley hit a 30-yard field goal. Houston Baptist got back within seven with another short drive set up by a good punt return. HBU went 40 yards in seven plays, scoring on a 6-yard pass from Blaise Bentsen to Charles King with 4:03 left.

HBU then held UNM without a first down and got the ball back with 3:03 to go at its own 39-yard line, but on their first play, a pitch to Xavier Ford went through his hands, and Devin Sanders recovered at the HBU 27. UNM couldn't get a first down, but Shelley put the game basically out of reach with a 37-yard field goal.

Houston Baptist had one more chance, but Combs completed his stellar evening with an interception at the UNM 20-yard line on third-and-10.

UNM, which played in front of 15,908 in its first home game since 2019, now have a couple of extra days before heading into rivalry week against New Mexico State.

Team	1st	2nd	3rd	4th	Total
Houston Baptist	0	10	0	7	17
New Mexico	14	7	3	3	27

SCORING SUMMARY

Qtr	Time	Scoring Play	V-H
1st	12:50 UNM	- #5 K.Jarvis 11 yd pass from #2 T.Wilson Jr. (#94 A.Shelley kick), 3-22, 01:28	0-7
1st	8:16 UNM	- #19 T.Bruckler 4 yd pass from #2 T.Wilson Jr. (#94 A.Shelley kick), 9-74, 04:02	0-14
2nd	12:59 HBU	- #1 T.Thompson 44 yd punt return (#37 G.Garcia kick), 12:59	7-14
2nd	4:27 HBU	- #37 G.Garcia 45 yd FG, 16-48, 06:09	10-14
2nd	2:40 UNM	- #24 K.Lanier 47 yd pass from #2 T.Wilson Jr. (#94 A.Shelley kick), 4-59, 01:40	10-21
3rd	6:22 UNM	- #94 A.Shelley 30 yd FG, 10-38, 05:42	10-24
4th	4:03 HBU	- #5 C.King 6 yd pass from #18 B.Bentsen (#37 G.Garcia kick), 7-40, 02:57	17-24
4th	1:38 UNM	- #94 A.Shelley 37 yd FG, 4-7, 01:21	17-27

TIME DETAILS

Kickoff time: 6:05 PM
End of Game: 9:09 PM
Total elapsed: 3:03

	Houston Baptist	New Mexico
First Downs	14	16
Rushes-Yards	22-(-6)	38-125
C-A-I-Yards	28-47-2-193	23-29-0-183
Plays-Total Offense	69-187	67-308
Fumbles-Lost	2-1	2-1
Penalties-Yards	3-35	3-16
Punts-Avg	9-50.9	7-42.6
Time of Possession	26:47	33:13
3rd Downs	6-18	3-13
4th Downs	0-0	0-0



25 Game 2: 9/11/2021
Albuquerque, N.M.
34 Att: 28,470

ALBUQUERQUE, N.M. — Terry Wilson threw for 381 yards and three more touchdowns for the Lobos as UNM improved to 2-0 for the first time since the 2005 season with a 34-25 victory over rival New Mexico State in front of 28,470 fans. Wilson went 26-of-37 for the game and it easily topped his previous career best of 267 yards set in 2018.

UNM also won its fourth straight game dating back to last season.

New Mexico never trailed in the game, but the Lobos could never quite put the Aggies away until the fourth quarter when Mannie Logan-Greene hauled in a 58-yard touchdown pass with 12:01 to go to give UNM what amounted to the final margin of 34-25. UNM had several opportunities to score and misfired, which allowed NMSU to stay in the game. The Lobos missed two long field goals, and got stopped three times in inside Aggie territory on downs including twice inside the 10-yard line. UNM also couldn't capitalize on a 53-yard punt return by Logan-Greene that gave UNM first-and-goal at the 8-yard line, getting only a field goal.

However, UNM was able to keep the Aggies at bay for most of the game, forcing two more turnovers on interceptions by Jerick Reed II and Cody Moon. Offensively, UNM had its best day under Derek Warehime with 559 yards of offense led by Wilson's 381 passing yards. That total was the 13th best passing day in school history and was the most by a Lobo quarterback since 2003.

Bobby Cole helped UNM establish the run game with 107 yards rushing on 20 carries including his first touchdown of the season. That touchdown came on the opening drive that took just three plays and went 64 yards. That drive started with a 51-yard bomb from Wilson to Zarak Scruggs, Jr. that set up UNM in the red zone.

After a field goal cut it to 7-3, UNM got on the board against when freshman Connor Witthoft scored his first career touchdown from 15 yards out, making 14-3.

State got a second Ethan Albertson field goal and then scored on a trick play when wide receiver Isaiah Garcia-Castaneda threw an 11-yard touchdown pass to Thomas Whitford to make it 14-13.

After a punt, Cody Moon picked off a pass at the Aggie 48 while lying on his back, giving UNM the ball and Wilson was able to convert a fourth down pass to Andrew Erickson in the end zone for a touchdown to make it 21-13, but one play later Garcia-Castaneda got loose on a slant and raced for a 75-yard score to cut it 21-20, but Andrew Shelley's 45-yard field goal right before half made it 24-20.

A safety call to open the second half gave New Mexico State two points. Wilson was flushed from the pocket while in the end zone, but his pass didn't get past the line of scrimmage. However, UNM's defense was stout, allowing just a field goal in the second half.

The teams traded field goals with Shelley hitting from 24 yards in the third quarter and Albertson from 37 in the fourth. However, Logan-Greene's touchdown was just 31 seconds after Albertson made it 27-25, making it a two-score game. NMSU followed with a punt and UNM drove from its own 26 to the Aggie 1, and it looked like on third-and-goal from the 2 that Bobby Cole scored, with one official signaling touchdown and the far official ruling him down. It moved the fourth down and Cole lost two yards on the next play. Dino Maldonado, NMSU's third string quarterback who entered in the first quarter due to an injury to Justin Johnson, threw his second interception of the game, effectively ending any chance of a comeback for State.

Team	1st	2nd	3rd	4th	Total
New Mexico State	3	17	2	3	25
New Mexico	14	10	3	7	34

SCORING SUMMARY

Qtr	Time	Scoring Play	V-H
1st	14:00 UNM	- #34 B.Cole 4 yd rush (#94 A.Shelley kick), 3-64, 00:50	0-7
1st	07:42 NMS	- #84 E.Albertson 43 yd FG, 8-34, 02:27	3-7
1st	05:37 UNM	- #41 C.Witthoft 15 yd pass from #2 T.Wilson Jr. (#94 A.Shelley kick), 7-75, 02:05	3-14
2nd	14:20 NMS	- #84 E.Albertson 33 yd FG, 7-54, 01:29	6-14
2nd	06:33 NMS	- #85 T.Witthoft 11 yd pass from #2 I.Garcia-Castaneda (#84 E.Albertson kick), 8-68, 02:45	13-14
2nd	02:07 UNM	- #87 A.Erickson 17 yd pass from #2 T.Wilson Jr. (#94 A.Shelley kick), 5-48, 01:57	13-21
2nd	01:57 NMS	- #2 I.Garcia-Castaneda 75 yd pass from #15 D.Maldonado (#84 E.Albertson kick), 1-75, 00:10	20-21
2nd	00:53 UNM	- #94 A.Shelley 45 yd FG, 5-21, 00:57	20-24
3rd	12:10 NMS	- Safety (#2 T. Wilson intentional grounding in end zone)	22-24
3rd	00:36 UNM	- #94 A.Shelley 24 yd FG, 4-1, 00:52	22-27
4th	12:32 NMS	- #84 E.Albertson 37 yd FG, 10-56, 03:04	25-27
4th	12:01 UNM	- #17 E.Logan-Greene 58 yd pass from #2 T.Wilson Jr. (#94 A.Shelley kick), 2-75, 00:31	25-34

TIME DETAILS

Kickoff time: 5:06 PM
End of Game: 8:42 PM
Total elapsed: 3:35

	New Mexico State	New Mexico
First Downs	19	29
Rushes-Yards	23-109	46-178
C-A-I-Yards	18-45-2-236	26-38-0-381
Plays-Total Offense	68-345	84-559
Fumbles-Lost	0-0	3-0
Penalties-Yards	7-85	12-112
Punts-Avg	7-42.9	3-40.3
Time of Possession	23:32	36:26
3rd Downs	4-14	4-15
4th Downs	3-3	1-4




0 **Game 3: 9/18/2021**
College Station, Texas
34 **Att: 84,748**

BRYAN/COLLEGE STATION, Texas --- Texas A&M scored touchdowns on its first two drives less than six minutes into the game, and the Lobo offense could never get on track against one of the nation's best defenses, and the No. 7/5 Texas A&M Aggies defeated UNM 34-0.

The Lobos were stunned in the first six minutes and never truly recovered. The Aggies scored two touchdowns on their first four offensive plays. After a three-and-out by UNM to open the game, a long punt return set up the Aggies at the Lobo 43-yard line. On the third play, Zach Calzada hit Davon Achane from 26 yards out for a 7-0 lead. After another punt, Calzada took advantage of a blown coverage and hit Demond Demas for a 70-yard catch and run touchdown and the Aggies led 14-0 just 5:22 into the game.

UNM's defense settled down after that, allowing just two field goals and a touchdown until late in the third quarter when the Aggie starters punched in a fourth touchdown against a defense that had five players getting their first snaps on defense.

Offensively, Terry Wilson was harassed into a 10-for-23 day for just 33 yards. UNM never got over the 100-yard mark until the third quarter, but two sacks knocked UNM out of triple digits. Wilson also was sacked four times as the A&M defense had seven tackles for loss in the game.

Where A&M really hurt UNM was on special teams, as returner Aini Smith returned four punts for 78 yards. He had much more than that but a penalty halted one long return and an elbow on the ground turned a 50-yard return into a 1-yarder. Aaron Rodriguez punted a career-high 10 times for a 41.2-yard average.

UNM was led in the rushing department by Aaron Dumas, who rushed 10 times for 49 yards. Mannie Logan-Greene led the way receiving with three catches for 16 yards.

Tavian Combs had a solid day with 11 tackles and an interception as both teams had one turnover each. Joey Noble had four tackles, a sack and a pair of hurries as UNM did show an ability to get to the quarterback.

Team	1st	2nd	3rd	4th	Total
New Mexico	0	0	0	0	0
Texas A&M	14	10	10	0	34

SCORING SUMMARY

Qtr	Time	Scoring Play	V-H
1st	11:44 TAM	- #6 D.Achane 26 yd pass from #10 Z.Calzada (#47 S.Small kick), 3-43, 01:10	0-7
1st	9:28 TAM	- #1 D.Demas 70 yd pass from #10 Z.Calzada (#47 S.Small kick), 1-70, 00:10	0-14
2nd	6:14 TAM	- #28 I.Spiller 5 yd rush (#47 S.Small kick), 12-60, 05:51	0-21
2nd	1:05 TAM	- #47 S.Small 35 yd FG, 7-44, 03:04	0-24
3rd	13:07 TAM	- #47 S.Small 44 yd FG, 5-36, 01:45	0-27
3rd	2:20 TAM	- #7 M.Muhammad III 7 yd pass from #10 Z.Calzada (#47 S.Small kick), 8-90, 04:12	0-34

TIME DETAILS

Kickoff time: 11:03 AM
End of Game: 2:01 PM
Total elapsed: 2:57

	New Mexico	Texas A&M
First Downs	9	22
Rushes-Yards	36-89	34-154
C-A-I-Yards	10-23-1-33	19-33-1-275
Plays-Total Offense	59-122	67-429
Fumbles-Lost	0-0	0-0
Penalties-Yards	4-18	6-35
Punts-Avg	11-40.1	4-45.5
Time of Possession	29:01	30:59
3rd Downs	6-17	6-14
4th Downs	0-0	0-0




13 **Game 4: 9/25/2021**
El Paso, Texas
20 **Att: 15,069**

EL PASO, Texas --- UTEP used a big third quarter to wrest control, and ultimately the game as New Mexico's offense struggled in the second half as UTEP won 17-13 at the Sun Bowl in El Paso. The Lobos dropped to 2-2 and now return home to host Air Force in UNM's Mountain West opener. Game time is at 4:30 pm on FS2.

The Lobos played the game without six of its top eight receivers due to a positive COVID test and contract tracing within the program, and while UNM moved the ball in the first half, the Lobos couldn't get anything going offensively in the second half.

UTEP took the lead with a third quarter that saw the Miners outgain UNM 178-9 and outscore the Lobos 14-0. The Miners took the opening kickoff and it looked like they would be stopped when Joey Noble sacks Gavin Hardison for a 9-yard loss to force a third-and-21, but Hardison found Jacob Cowing for 34 yards. UTEP punched it in four plays later when Deion Hankins scored from four yards out.

After a punt by UNM, UTEP scored again when Cowing took advantage of a Lobo defender running into a different receiver, freeing him up for a 55-yard touchdown.

After a field goal with 2:20 left made it a 20-13 game, UNM got one last drive to try to tie things up. UNM started at its own 25 and quickly faced a fourth-and-nine, but Terry Wilson hit Connor Witthoft for 18 yards and a first down. He hit Witthoft against to get into UTEP territory but faced a fourth-and-one. On that Bobby Cole rushed up the middle for 13 yards to convert and get UNM to the 34, but UNM couldn't convert from there. A pair of incompletions and a scramble left UNM in another fourth down, and this time Wilson's pass in the end zone to Luke Wysong was a touch too long.

The Lobos picked up the only touchdown of the first half when Wilson finished off an 8-play 67-yard drive with a tough 12-yard touchdown run. The drive was highlighted by a third-and-10 conversion to Jace Taylor which went for 17 yards. It was the sophomore's first career catch.

UNM had a chance to expound on that lead on the next drive, but on a fourth-and-2 from the 14-yard line, Wilson kept and ran right, but he could only get one yard, not the needed two. UTEP turned that into its first points when Gavin Baechle hit a 33-yard field goal.

UNM answered with a 43-yard field goal from Andrew Shelley, and it looked like the half would end at 10-3, but true freshman Ronald Wilson picked off Gavin Hardison with 49 seconds left and UNM took over at its own 39-yard line. Terry Wilson was able to drive UNM all the way to the UTEP 19-yard line, where Andrew Shelley hit a 36-yard field goal to give UNM a 13-3 lead at the break. However, Wilson went from that drive until the fourth quarter without a completion, missing 11 straight helping UTEP score 17 unanswered in the second half.

Team	1st	2nd	3rd	4th	Total
New Mexico	7	6	0	0	13
UTEP	0	3	14	3	20

SCORING SUMMARY

Qtr	Time	Scoring Play	V-H
1st	6:54 UNM	- #2 T.Wilson Jr. 12 yd rush (#94 A.Shelley kick), 8-67, 03:34	7-0
2nd	13:32 UTE	- #40 G.Baechle 33 yd FG, 8-72, 04:15	7-3
2nd	9:35 UNM	- #94 A.Shelley 43 yd FG, 9-49, 03:57	10-3
2nd	0:00 UNM	- #94 A.Shelley 31 yd FG, 6-42, 00:49	13-3
3rd	13:23 UTE	- #33 D.Hankins 4 yd rush (#40 G.Baechle kick), 7-84, 01:33	13-10
3rd	9:27 UTE	- #6 J.Cowing 55 yd pass from #12 G.Hardison (#40 G.Baechle kick), 3-67, 00:50	13-17
4th	2:56 UTE	- #40 G.Baechle 44 yd FG, 5-49, 02:20	13-20
			7-31

TIME DETAILS

Kickoff time: 7:05 PM
End of Game: 10:19 PM
Total elapsed: 3:14

	New Mexico	UTEP
First Downs	17	12
Rushes-Yards	35-123	33-51
C-A-I-Yards	17-39-1-165	15-29-1-293
Plays-Total Offense	74-288	62-344
Fumbles-Lost	1-1	0-0
Penalties-Yards	8-64	6-44
Punts-Avg	7-52.9	6-44.7
Time of Possession	29:52	30:08
3rd Downs	5-18	5-17
4th Downs	2-4	2-2


38
Game 5: 10/2/2021
Albuquerque, N.M.
Att: 13,158

10

ALBUQUERQUE, N.M. — The Air Force Falcons scored on all four first half drives, taking advantage of a pair of Lobo fumbles as the Falcons took down UNM in its Mountain West opener, winning 38-10. The loss is UNM's third straight and UNM is 2-3 overall and 0-1 in the Mountain West. Air Force improved to 1-1 in the league and 4-1 overall.

UNM had a miserable first half, gaining just 46 total yards and one first down. The Lobos opened with the ball but only picked up nine yards and punted the ball away. The Falcons took over and went 73 yards in 10 plays with Haaziq Daniels scoring from a yard out. UNM then picked up a first down but after a play in which Terry Wilson lost his helmet, Trae Hall stepped in at quarterback and was strip-sacked at his own 41-yard line. The Lobo defense held to a field goal, but disaster struck on the next play as Aaron Dumas fumbled on first down and Air Force recovered at the Lobo 33.

The Falcons got a touchdown on that drive, and the next to make it 24-0. At 17-0, UNM had a golden chance when the Falcons fumbled a pitch. Jerrick Reed was swooping in the scoop and score but another Lobo on the ground reached out and got a hand on the football and Air Force ended up recovering and eventually scoring.

UNM was down 31-0 in third when the Lobos finally got on the board. Terry Wilson drove UNM 80 yards, nearly all through the air, connecting to Luke Wysong, CJay Boone and Mannie Logan-Greene, all for first downs. With the ball at the 21-yard line, Wilson hit Trae Hall for a touchdown as Hall lined up at receiver. It marked Hall's second career touchdown reception.

Down 38-7 after a long touchdown run, the Lobos inched closer in the fourth on a season-long 49-yard Andrew Shelley field goal, but that was all they could muster. UNM had a chance to score in the final three minutes, but after getting to the Air Force 21-yard line, UNM couldn't get any closer, turning the ball over on a interception on fourth down as Wilson tried to make a play.

Overall UNM allowed 441 yards to 226 on offense, with 179 of that through the air. UNM ran just 43 plays to Air Force's 75.


7
Game 6: 10/9/2021
Carson, Calif.
Att: 8,367

31

CARSON, Calif. — New Mexico's defense played solid, but the offense struggled for a fourth straight game, and in the end that was the story as the Lobos lost to No. 25 San Diego State 31-7 at Dignity Health Sports Park in Carson, Calif. The Aztecs remained undefeated and moved to 5-0 and 1-0 in the West Division, while UNM dropped to 2-4 overall and 0-2 in the Mountain Division.

And adding injury to the insult, UNM might be without quarterback Terry Wilson, who injured his elbow in the fourth quarter. C.J. Montes, playing not too far from home, made his collegiate debut in relief, bring the Lobos to the Aztec 33 before turning the ball over on downs.

The Aztecs scored on their opening drive, going 63 yards on six plays, with all the yardage coming from running back Greg Bell, who made his return after missing the last two games. He opened with a 40-yard run and was able to eventually get in the end zone from a yard out.

From there, UNM's defense was solid, allowing just 10 more points in the half. UNM's defense also stiffened after a fumble inside Lobo territory, getting a fourth down stop.

It was 10-0 San Diego State when UNM faced another fourth down opportunity, but UNM couldn't get off the field as Jordan Brookshire completed a 23-yard pass to Tyrell Shavers to convert. Brookshire eventually scampered in from a yard out.

UNM finally put a drive together at the end of the half, keyed by back-to-back first down runs by Aaron Dumas of 16 and 14 yards, and then a 28-yard catch from Terry Wilson to Keyonta Lanier. After a penalty, UNM dug into their bag of tricks, and a throw back pass was open for most likely a touchdown, but Trae Hall's pass was a little behind Wilson. On the next play from the Aztec 21, Wilson threw an interception at the 1-yard line, ending the drive and making it 17-0 at the break.

UNM got on the board with 4:41 left in the third quarter when Ray Leutele stripped Greg Bell at the 15-yard line. The ball went straight up in the air and he scooped-and-scored to make it 17-7. The Aztecs were able to answer, covering 60 yards in five plays with Brookshire running one in from 11 yards out. On that drive 25 of SDSU's 60 yards came on penalties, including a taunting penalty that turned a second-and-10 into a first down in UNM territory.

SDSU iced the game in the fourth quarter when Chance Bell scored from nine yards out to make it 31-7.

UNM returns home to face Colorado State, a 32-14 winner over San Jose State on Saturday. Kick is at 5 pm, and the game will feature plenty of Lobo legends, as DonTrell Moore will be inducted into the Ring of Honor, Teton Saltes will be back on campus to receive his 2020 Wuerffel Trophy from Danny Wuerffel, and the UNM Hall of Honor Class will also be honored during the game.

Team	1st	2nd	3rd	4th	Total
Air Force	7	17	7	7	38
New Mexico	0	0	7	3	10

SCORING SUMMARY

Qtr	Time	Scoring Play	V-H
1st	8:24 AFA	- #4 H.Daniels 1 yd rush (#91 A.RODRIGUEZ kick), 10-73, 04:53	7-0
2nd	14:56 AFA	- #91 A.RODRIGUEZ 30 yd FG, 10-28, 05:37	10-0
2nd	10:34 AFA	- #23 D.Kinamon 3 yd rush (#91 A.RODRIGUEZ kick), 8-33, 04:17	17-0
2nd	1:03 AFA	- #20 B.Roberts 2 yd rush (#91 A.RODRIGUEZ kick), 14-84, 07:53	24-0
3rd	9:24 AFA	- #8 D.Hughes 53 yd rush (#91 A.RODRIGUEZ kick), 3-53, 01:16	31-0
3rd	07:21 UNM	- #10 T.Hall 21 yd pass from #2 T.Wilson Jr. (#94 A.Shelley kick), 6-80, 02:00	31-7
4th	14:13 AFA	- #20 B.Roberts 1 yd rush (#91 A.RODRIGUEZ kick), 14-75, 08:08	38-7
4th	10:21 UNM	- #94 A.Shelley 49 yd FG, 9-59, 03:45	38-10

TIME DETAILS

Kickoff time: 4:35 PM
 End of Game: 7:50 PM
 Total elapsed: 3:15

	Air Force	New Mexico
First Downs	24	14
Rushes-Yards	73-408	20-47
C-A-I-Yards	1-2-0-33	14-23-1-179
Plays-Total Offense	75-441	43-226
Fumbles-Lost	2-0	2-2
Penalties-Yards	6-55	9-79
Punts-Avg	1-42.0	4-42.0
Time of Possession	41:30	18:30
3rd Downs	9-15	2-9
4th Downs	3-3	0-1

Team	1st	2nd	3rd	4th	Total
New Mexico	0	0	7	0	7
San Diego State	7	10	7	7	31


SCORING SUMMARY

Qtr	Time	Scoring Play	V-H
1st	11:21 SDS	- #22 G.Bell 1 yd rush (#2 M.Araiza kick), 6-63, 02:01	0-7
2nd	14:57 SDS	- #2 M.Araiza 40 yd FG, 10-48, 03:11	0-10
2nd	4:35 SDS	- #4 J.Brookshire 1 yd rush (#2 M.Araiza kick), 10-66, 05:29	0-17
3rd	4:41 UNM	- #30 R.Leutele 15 yd fumble return (#94 A.Shelley kick), 00:42	7-17
3rd	2:35 SDS	- #4 J.Brookshire 11 yd rush (#2 M.Araiza kick), 5-60, 01:59	7-24
4th	13:05 SDS	- #21 C.Bell 8 yd rush (#2 M.Araiza kick), 6-66, 02:52	7-31

TIME DETAILS

Kickoff time: 6:10 PM
 End of Game: 9:15 PM
 Total elapsed: 3:05

	New Mexico	San Diego State
First Downs	12	19
Rushes-Yards	34-66	43-203
C-A-I-Yards	13-27-1-127	12-25-0-133
Plays-Total Offense	61-193	68-336
Fumbles-Lost	1-1	1-1
Penalties-Yards	9-86	5-37
Punts-Avg	9-40.2	5-48.2
Time of Possession	28:59	31:01
3rd Downs	3-16	3-11
4th Downs	1-2	1-2



36 Game 7: 10/16/2021
7 Albuquerque, N.M.
 Att: 15,403

ALBUQUERQUE, N.M. — Colorado State held New Mexico's offense to just 79 yards as true freshman quarter C.J. Montes struggled in his first start and first real collegiate action as the Rams won their 11th straight over the Lobos 23-7. CSU improved to 3-3 overall and 2-0 in the Mountain West's Mountain Division, while UNM fell to 2-5 overall and 0-3 in the division. UNM has lost five straight.

The result put a damper on a fun night as UNM celebrated a bit of history in the program. Teton Saltes used his bye week with the New York Jets to be presented his Wuerffel Trophy from Danny Wuerffel himself, who also flew in for the occasion. UNM's Hall of Honor was feted at halftime, but the big story was DonTrell Moore having his name added to the Ring of Honor, just the sixth player in school history to earn that honor.

The Lobos struggled to move the ball all night, as Montes went just 3-for-19 passing for 11 yards with a pair of interceptions and a lost fumble as well. The Lobos went just 2-for-12 on third down as well. Aaron Dumas continued his strong running of the ball, gaining 68 yards on 14 carries, averaging 4.9 yards a tote.


Both teams didn't score on its opening drives, and UNM moved the ball 33 yards on its second, taking advantage of three CSU penalties. However, Montes threw an interception, and CSU then went 72 yards on 12 plays, getting a 2-yard touchdown from David Bailey. The Rams added a field goal, one of three from Cayden Camper to take a 10-0 lead.

The Lobo defense played well, allowing just two touchdowns, one in each half. The defense was undone by a struggling offense that had just 40 yards at the half and 57 through three quarters. Montes opened the game with two completions on his first three passes, but he didn't complete another pass until the fourth quarter on a shovel pass to Zarak Scruggs.

UNM did get back into the game in the second quarter when true freshman Luke Wysong received a punt at his own 37-yard line, cut right, then back left and danced down the sideline, diving into the end zone for a 67-yard touchdown. CSU answered with a field goal, and then had an opportunity to tack on another at the end of the half, but Camper missed from 36 yards out.

The Rams took the opening drive of the second half and, aided by a 41-yard completion from Todd Centeio to Ty McCullough, scored on the end of a 75-yard drive as Bailey pounded it in for his second touchdown of the game.

That turned out to be more than enough as the Lobos were unable to muster anything offensively. The Lobos never got inside the CSU 47-yard line during the game until the final drive when UNM got to the CSU 33, but back-to-back sacks ended the drive.



14 Game 8: 10/23/2021
3 Laramie, Wyo.
 Att: 20,133

LARAMIE, Wyo. — It was all about the freshmen. Freshmen Isaiah Chavez led UNM with a near perfect game throwing the ball, a true freshmen Trace Bruckler and Aaron Dumas scored touchdowns. That was more than enough for a Lobo defense that punished Wyoming as New Mexico picked up its first Mountain West win of the season, taking a 14-3 win in Laramie.

The win was not only UNM's first win in conference play, but it ended the nation's longest road losing streak at 16 games. The Lobos, in a bit of perfect karma, have now happily passed that streak onto New Mexico State, which entered their game at Hawai'i with a 15-game losing streak.

New Mexico implemented a ball control offense with Terry Wilson out for a second straight game. UNM was able to control the ball, and the game, as UNM easily won the time of possession battle at 34:14. The Lobos limited Wyoming to only 11 total drives, two of which started in the final minute of the half.

Neither team scored after halftime, with only UNM having a real scoring opportunity as Cody Moon, another freshman, recovered a fumble in the Wyoming red zone, but the Lobos couldn't capitalize. Isaiah Chavez threw his only incompletion of the game on a throw away on third down and UNM missed a field goal into a tricky wind. It didn't matter as the Lobo defense was stout throughout, holding the Cowboys to just a field goal and only 255 yards on 66 plays, forcing two changes of quarterbacks during the game.

New Mexico opened a 14-3 lead after a first half which couldn't have gone any better. The Lobos punted on their opening possession, but Corey Hightower picked off Sean Chambers at the UNM 20-yard line to end Wyoming's opening threat. UNM then drove the field and twice converted on fourth down. Aaron Dumas converted the first fourth down, bowling over for a two-yard gain on fourth-and-one just inside Lobo territory.

Chavez then set up the second conversion, and that one went for a touchdown. On third-and-7, he somehow escaped a couple of tackles and bullied his way to the Wyoming 43, setting up a fourth-and-three. Danny Gonzales chose to go for it, and Chavez rolled right and then threw back left, where tight end Trace Bruckler was wide open. He caught it and waltzed into the end zone for a 7-0 lead.

Wyoming had just 123 yards of offense in the first half, and 62 of those, just over half, came on its only scoring drive. Levi Williams, who entered on the drive, engineered a drive from the Wyoming 28 into the UNM 10-yard line, with the key play being Isaiah Neyor's 38-yard catch. Neyor had an easy touchdown but couldn't keep his feet, stumbling at the Lobo 11-yard line, and it cost the 'Pokes. Neyor also was open because UNM's defender on the play stumbled as well.

A false start and a Tavian Combs pass breakup on third down forced a 27-yard Jon Hoyland field goal. UNM was able to answer, chewing up the rest of the half in the process. UNM took over at its own 25-yard line, and Chavez hit Kyle Jarvis for two big gains, one a 34-yarder to the Wyoming 35, and another to Wyoming's 8-yard line, with a targeting penalty tacked on afterwards. That and an offside set up UNM at the 2-yard line and Aaron Dumas barreled in for his first career touchdown, making it 14-3 with 29 seconds left, and that was how the game went into the half.

Team	1st	2nd	3rd	4th	Total
Colorado State	7	6	10	13	36
New Mexico	0	7	0	0	7

SCORING SUMMARY

Qtr	Time	Scoring Play	V-H
1st	2:57 CSU	- #5 D.Bailey 2 yd rush (#95 C.Camper kick), 12-72, 04:41	7-0
2nd	11:59 CSU	- #95 C.Camper 21 yd FG, 13-71, 04:19	10-0
2nd	7:47 UNM	- #15 L.Wysong 63 yd punt return (#94 A.Shelley kick), 02:03	10-7
2nd	5:06 CSU	- #95 C.Camper 47 yd FG, 7-46, 02:41	13-7
3rd	12:14 CSU	- #5 D.Bailey 2 yd rush (#95 C.Camper kick), 6-75, 02:46	20-7
3rd	4:20 CSU	- #95 C.Camper 46 yd FG, 4--4, 01:41	23-7
4th	11:38 CSU	- #95 C.Camper 25 yd FG, 5-55, 02:06	26-7
4th	8:50 CSU	- #84 G.Williams 43 yd pass from #7 T.Centeio (#95 C.Camper kick), 4-62, 01:38	33-7
4th	5:56 CSU	- #95 C.Camper 21 yd FG, 4-7, 02:07	36-7

TIME DETAILS

Kickoff time: 5:06 PM
 End of Game: 8:39 PM
 Total elapsed: 3:32

	Colorado State	New Mexico
First Downs	21	11
Rushes-Yards	54-163	36-53
C-A-I-Yards	16-26-0-289	4-20-2-16
Plays-Total Offense	80-452	56-69
Fumbles-Lost	0-0	1-1
Penalties-Yards	8-75	8-51
Punts-Avg	5-51.8	9-41.8
Time of Possession	34:16	25:44
3rd Downs	7-17	2-12
4th Downs	0-0	0-1

Team	1st	2nd	3rd	4th	Total
New Mexico	7	7	0	0	14
Wyoming	0	3	0	0	3

SCORING SUMMARY

Qtr	Time	Scoring Play	V-H
1st	1:22 UNM	- #85 T.Bruckler 43 yd pass from #6 I.Chavez (#94 A.Shelley kick), 9-77, 05:28 7-0	7-0
2nd	4:30 WYO	- #46 J.Hoyland 27 yd FG, 9-62, 04:16	7-3
2nd	0:29 UNM	- #22 A.Dumas 2 yd rush (#94 A.Shelley kick), 8-75, 04:01	14-3

TIME DETAILS

Kickoff time: 1:36 PM
 End of Game: 4:18 PM
 Total elapsed: 2:42

	New Mexico	Wyoming
First Downs	12	16
Rushes-Yards	44-147	36-108
C-A-I-Yards	10-11-0-112	14-30-1-147
Plays-Total Offense	55-259	66-255
Fumbles-Lost	0-0	2-1
Penalties-Yards	5-45	7-39
Punts-Avg	6-43.7	4-38.2
Time of Possession	34:14	25:46
3rd Downs	3-14	3-12
4th Downs	3-4	1-3



31

Game 9: 11/6/2021
Albuquerque, N.M.
Att: 14,007

17



7

Game 10: 11/13/2021
Fresno, Calif.
Att: 14,007

34

ALBUQUERQUE, N.M. --- UNLV took advantage of three fumbles, scoring 17 points off those turnovers and that was enough for UNLV to end its 14-game losing streak as New Mexico lost 24-17 to the Rebels in front of 14,007 at University Stadium.

The day was a mirror image of last season when UNM ended its 14-game losing streak. A year ago Kansas has entered the day with 20 straight losses, and they won, handing the nation's longest losing streak to UNM at 14 games, but UNM won over Wyoming to end that skid. Today, Arizona's 20-game losing streak was ended, handing the nation's longest losing streak to UNLV at 14, and they ended theirs as well. Much like Danny Gonzales in 2020, UNLV head coach Marcus Arroyo got a Gatorade bath after the final whistle.

It certainly didn't start out like UNLV would end that streak as the Lobos opened the game going right down the field as Isaiah Chavez led UNM's longest drive of the season, a 91-yard, 10 play drive that saw he, Aaron Dumas and Trae Hall all bust 20+ yard runs on the drive, but the last one was costly as Trae Hall suffered an injured leg that had him in a cast for the rest of the game. Chavez finished off the drive with a 1-yard pass to Trace Bruckler, his third touchdown catch of the season.

UNM was still up 7-0 late in the first half when Chavez fumbled at his own four-yard line, and UNLV cashed in with a Charles Williams touchdown run a play later to tie the game. Two plays later was the first of two questionable turnovers that UNLV capitalized on, and this one was costly in two ways. Chavez planted and went forward on an option play but fumbled when he took what looked like a crown of the helmet hit to his helmet. He lost the ball, UNLV recovered and Chavez went to the tent, and he didn't return. He was cleared of a head injury, but he also hurt his ankle, and that's what ended the quarterbacks' night.

That fumble led to a Matt Phillips 15-yard touchdown catch and a 14-7 UNLV lead. UNM answered with a 75-yard run by Bobby Cole with C.J. Montes at quarterback, and it looked like UNM was right back in it, but UNLV's first play after that touchdown was a Kohl Williams 75-yard catch from Cameron Friel and UNLV went back on top 21-14.

An Andrew Shelley field goal made it 21-17 at the break, and UNM thwarted UNLV's opening second half drive with a Ronald Wilson interception, but a third Lobo fumble ended the drive. On that play Montes was taken down and stripped of the ball and it went to review. While replay seemed to show that Montes' knee was down while he had the ball, the play stood, leading to a field goal and a 24-17 lead.

UNM scuffled in the second half, amassing just 38 yards after halftime and only 11 in the fourth quarter after picking up 258 in the opening half. Chavez was 3-for-3 passing for eight yards and a touchdown, and Montes was just 7-for-13 for 28 yards as UNM moved the ball mostly on the ground. UNLV put the game out of reach early in the fourth quarter with a short 45-yard drive after a good punt return with Charles Williams pounding the ball in from a yard out for a 31-17 lead.

Forced to pass, Montes was swarmed by UNLV to the tune of seven sacks, and overall UNLV had eight.

Team	1st	2nd	3rd	4th	Total
UNLV	7	14	3	7	31
New Mexico	7	7	0	0	17

SCORING SUMMARY

Qtr	Time	Scoring Play	V-H
1st	9:07 UNM	- #85 T.Bruckler 1 yd pass from #6 I.Chavez (#94 A.Shelley kick), 10-91, 05:50	0-7
1st	0:32 UNLV	- #8 C.Williams 4 yd rush (#32 D.Gutierrez kick), 1-4, 00:04	7-7
2nd	12:44 UNLV	- #86 M.Phillips Jr. 15 yd pass from #7 C.Friel (#32 D.Gutierrez kick), 6-26, 02:08	14-7
2nd	11:51 UNM	- #34 B.Cole 75 yd rush (#94 A.Shelley kick), 2-75, 00:53	14-14
2nd	11:41 UNLV	- #1 K.Williams 75 yd pass from #7 C.Friel (#32 D.Gutierrez kick), 1-75, 00:10	21-14
2nd	6:04 UNM	- #94 A.Shelley 21 yd FG, 10-71, 05:37	21-17
3rd	7:12 UNLV	- #32 D.Gutierrez 27 yd FG, 8-26, 04:12	24-17
4th	11:34 UNLV	- #8 C.Williams 1 yd rush (#32 D.Gutierrez kick), 5-45, 02:29	31-17

TIME DETAILS

Kickoff time: 5:06 PM
 End of Game: 8:24 PM
 Total elapsed: 3:18

	UNLV	New Mexico
First Downs	15	13
Rushes-Yards	28-77	48-260
C-A-I-Yards	20-33-1-227	10-16-0-36
Plays-Total Offense	61-304	64-296
Fumbles-Lost	1-1	4-3
Penalties-Yards	1-15	4-29
Punts-Avg	6-40.7	5-45.6
Time of Possession	28:39	31:21
3rd Downs	8-16	4-14
4th Downs	0-0	0-2

FRESNO, Calif. --- New Mexico was only able to muster 196 yards of offense, and a short-handed Lobo crew couldn't spoil Fresno State's senior day as the Bulldogs won 34-7 on Saturday night in Fresno. The loss dropped UNM to 3-7 overall and 1-5 in the Mountain West as UNM was officially eliminated from bowl contention. Fresno State improved to 8-3 overall and 5-2 in the Mountain West.

The Lobos entered the game shorthanded on defense as both Tavian Combs, who had never missed a game in his career, was out. The starting Lobo had started each of the first 16 games of his career. UNM was also with starting nose tackle Langston Murray, and a hobbled Isaiah Chavez made his third straight start at quarterback. UNM was down to just Chavez and Connor Genal at quarterback after CJ Montes was injured last week in the loss to UNLV. The Lobos were forced to activate Bryson Carroll, who was still on the roster but serving as a graduate manager.

Down 27-0 after a 49-yard field goal to open the second half for Fresno State, the Lobos were able to march down the field, moving 74 yards in 10 plays. UNM did it mostly on the ground, picking up a key third down conversion when Aaron Dumas converted on third-and-3 with a 4-yard run, pushing him over the century mark for his first 100-yard game, and UNM's second this season. Chavez hit Trace Bruckler for a 25-yard pass to the 1-yard line, and Dumas pushed it in from there, making it 27-7.

UNM then had Fresno State right where they wanted them. Jake Haener was sacked for a 13-yard loss, and Fresno State was facing a third-and-18 at the Bulldog 17, but Jordan Mims got loose on a screen pass for a 78-yard catch and run, and the Bulldogs scored three plays later on a Mims catch from 5-yards out to make it 34-7.

UNM had a chance to get another score after Sjaire Riley forced a fumble and Ronald Wilson recovered, but on the first play, Chavez escaped pressure and overthrew a wide open Keyonta Lanier for what would have been a walk-in 64-yard touchdown. UNM ended up punting on the drive after going three-and-out.

The game got off to a horrific start for UNM as Isaiah Chavez' first pass of the game was intercepted, giving the Bulldogs a short field, and Ronnie Rivers punched it in from four yards out for a 7-0 lead. That was the only score of the opening quarter. UNM had a chance to get on the board in the first quarter when Aaron Dumas converted a third-and-1, bouncing out for a 63-yard run to the Fresno State 18-yard line. UNM went backwards from there, losing 11 yards on three rushing attempts, and Andrew Shelley was wide left from 46 yards out.

From there the Bulldogs, which were in the CFP rankings just a week ago before a 40-14 loss to Boise State, took over. The made it 14-0 with a 23-yard touchdown pass to Raymond Pauwels, Jr., and then a 21-yard juggling catch by Josh Kelly made it 21-0 with 6:42 to go in the first half.

A huge sack by Ray Leutele knocked Fresno State back, but in a microcosm of how it went, Fresno State used a screen pass to set up a 51-yard field goal attempt by Cesar Silva. That kick bounced off the upright and flipped over the bar to make it 24-0 at the half.

Overall, UNM scuffled with just 34 yards passing and seven first downs, yet a missed field goal and the missed open receiver were the difference between seven and 17 points, which could have forced a different conclusion.

Team	1st	2nd	3rd	4th	Total
New Mexico	0	0	7	0	7
Fresno State	7	17	10	0	34

SCORING SUMMARY

Qtr	Time	Scoring Play	V-H
1st	10:33 FS	- RIVERS, Ronnie 4 yd run (SILVA, Cesar kick), 6-31 3:25	0-7
2nd	13:31 FS	- PAUWELS JR., Raymond 23 yd pass from HAENER, Jake (SILVA, Cesar kick), 9-71 4:19	0-14
	6:42 FS	- KELLY, Josh 21 yd pass from HAENER, Jake (SILVA, Cesar kick), 9-64 5:00	0-21
	0:28 FS	- SILVA, Cesar 51 yd field goal, 10-38 3:53	0-24
3rd	13:22 FS	- SILVA, Cesar 48 yd field goal, 6-44 1:38	0-27
	7:45 UNM	- Dumas, Aaron 1 yd run (Shelley, Andrew kick), 10-74 5:29	7-27
	4:40 FS	- MIMS, Jordan 4 yd pass from HAENER, Jake (SILVA, Cesar kick), 6-75 2:59	7-34

TIME DETAILS

Kickoff time: 4:06 PM
 End of Game: 7:03 PM
 Total elapsed: 2:57

	New Mexico	Fresno State
First Downs	7	23
Rushes-Yards	38-162	40-97
C-A-I-Yards	2-8-1-34	24-31-0-300
Plays-Total Offense	46-196	71-397
Fumbles-Lost	0-0	1-1
Penalties-Yards	9-82	10-79
Punts-Avg	6-41.2	3-43.0
Time of Possession	26:40	33:20
3rd Downs	3-12	10-17
4th Downs	0-1	1-1



0 **Game 11: 11/20/2021**
37 **Boise, Idaho**
Att: 28,542

BOISE, Idaho --- New Mexico suffered a pair of block punts for touchdowns and UNM was forced to use three quarterbacks in the opening half, including Bryson Carroll, who was a graduate manager two weeks ago. UNM put up a solid defensive effort allowing just two offensive touchdowns, but UNM could get nothing goings offensively, and that spelled a 37-0 loss to Boise State on Senior Night for the Broncos.

UNM started Isaiah Chavez at quarterback and used Connor Genal in passing situations, but Chavez left in midway through the second quarter, injuring his already tender ankle. That forced Carroll into the game. Carroll was an option quarterback who played in two plays in 2017, and then switched the running back, but he didn't see much action in 2018 and 2020. He stayed on scholarship but moved to a graduate manager's role, but came back to the active roster last week.

New Mexico was down 7-0 before its defense stepped foot on the field as Kekaula Kaniho blocked an Aaron Rodriguez punt and Tyreque Jones picked it up and scored from seven yards out for a 7-0 lead. UNM's defense was stout in the half, allowing just a field goal after that until a second blocked punt resulted in another touchdown. This time Alexander Teubner blocked the punt and Dylan Herberg picked up the ball at the six and ran it in.

It looked like it would be 17-0 into the break, but Boise State got a massive break when Genal was hit as he was throwing, and the ball traveled about 15 yards downfield in what looked to everyone to be an incomplete pass. BSU picked the ball up, and with no whistle blown, returned the ball, although a penalty knocked them back. A long replay review didn't change anything despite some vehement protests of the Lobo coaches, who got a pretty good look at the play on the video board which included a telling closeup.

BSU took over with 17 seconds left and after a deep incomplection, the Bronco offense connect for its only offensive TD of the half as Hank Bachmeier hit Khalil Shakur for a 56-yard touchdown as the clock expired.

UNM never let up, but couldn't amass much offensively. The Lobos got down to the Bronco 35-yard line late in the third, but a sack knocked UNM back and Genal came in and overthrew Trace Bruckler with JL Skinner picking the ball off at the 20-yard line, ending the threat.

Boise State didn't get a second offensive touchdown until 10:48 to go in the game when Jack Sears ran in from a yard-out after a pass interference penalty in the end zone extended the drive for BSU. UNM mustered just 101 yards, getting there on the final play of the game.

Team	1st	2nd	3rd	4th	Total
New Mexico	0	0	0	0	0
Boise State	10	14	6	7	37

SCORING SUMMARY

Qtr	Time	Scoring Play	V-H
1st	12:33 BSU	- #21 T.Jones 7 yd blocked punt return (#35 J.Dalmas kick)	0-7
1st	0:13 BSU	- #35 J.Dalmas 27 FG, 11-35, 5:15	0-10
2nd	13:39 BSU	- #49 D.Herberg 6 yd blocked punt return (#35 J.Dalmas kick)	0-17
2nd	0:00 BSU	- #2K.Shakir 56 pass from #19 H.Bachmeier (#35 J.Dalmas kick), 2-56, 0:17	0-24
3rd	6:13 BSU	- #35 J.Dalmas 46 FG, 9-35, 3:45	0-27
3rd	1:03 BSU	- #35 J.Dalmas 42 FG, 8-56, 1:49	0-30
4th	10:48 BSU	- #16 J.Sears 1 yd rush (#35 J.Dalmas kick), 9-62, 3:16	0-37

TIME DETAILS

Kickoff time: 7:15 PM
 End of Game: 10:25 PM
 Total elapsed: 3:10

	New Mexico	Boise State
First Downs	10	23
Rushes-Yards	42-83	44-239
C-A-I-Yards	2-7-1	12-25-1
Plays-Total Offense	49-101	69-427
Fumbles-Lost	2-1	0-0
Penalties-Yards	5-36	7-90
Punts-Avg	9-33.1	3-39.7
Time of Possession	29:24	30:36
3rd Downs	3-14	3-11
4th Downs	0-0	1-2