



Lobos

2021-22

MEN'S BASKETBALL

RECORD BOOK

2021-22 NEW MEXICO BASKETBALL

TABLE OF CONTENTS

1.	Schedule / Table of Contents
2.	Media Information
3.	Quick Facts & Credits
4.	2021-22 Roster
5.	2021-22 Photo Roster
6-7.	The Pit
8-33.	2021-22 Lobos
33.	Managers
34-36.	Head Coach Richard Pitino
37-42	Coaching Staff
43-51	2020-21 Review
52-53.	All-Time Results
54-55.	Year-by-Year Statistics
56-57.	Yearly Leaders
58.	Coaching Records/Awards
59.	Conference & NCAA Stat Leaders
60-61.	Scoring Records
62-63.	Rebounding Records
64.	Field Goal Records
65.	Free Throw Records
66.	3-Point Field Goal Records
67.	Assist/Turnover Records
68.	Steal/Block/Foul Records
69.	Minutes/Games Records
70.	Double-Doubles
71	Top Performances
72-75.	Team Records - Single Game
76.	Largest Margins
77.	Streaks/Overtime
78-79.	Team Records - Season
80.	Attendance Records
81.	Pit Records
82.	AP Rankings
83.	In-Season Tournaments/Exhibitions
84-86.	Conference Tournaments/Championships
87.	Bob King
88-93.	NCAA Tournament History
94-103.	All-Time Letterwinners
104-105.	All-Americans/National Awards
106-108.	Conference Awards
109.	Lobos in the NBA
110.	All-Time Series
111-120.	Series History
121-132.	Year-by-Year Results

2021-22 SCHEDULE

Friday	Nov. 5	(Ex.)New Mexico Highlands	7:00pm		The Pit (Albuquerque, N.M.)
Wednesday	Nov. 10	FAU	7:00pm	MW Network	The Pit (Albuquerque, N.M.)
Saturday	Nov. 13	at Colorado	4:30pm	Pac-12	CU Events Center (Boulder, Colo.)
Monday	Nov. 15	Grambling State	7:00pm	MW Network	The Pit (Albuquerque, N.M.)
Saturday	Nov. 20	Montana State	2:00pm	MW Network	The Pit (Albuquerque, N.M.)
Monday	Nov. 22	Western New Mexico	7:00pm	MW Network	The Pit (Albuquerque, N.M.)
<i>Continental Tire Las Vegas Invitational</i>					
Thursday	Nov. 25	vs. UAB	5:00pm	FS1	The Orleans (Las Vegas, Nev.)
Friday	Nov. 26	vs. San Francisco/Towson	TBA	FS1/FS2	The Orleans (Las Vegas, Nev.)
Tuesday	Nov. 30	at New Mexico State	7:00pm	ESPN+	Pan American Center (Las Cruces, N.M.)
Monday	Dec. 6	New Mexico State	7:00pm	MW Network	The Pit (Albuquerque, N.M.)
Thursday	Dec. 9	Denver	7:00pm	MW Network	The Pit (Albuquerque, N.M.)
Sunday	Dec. 12	UTEP	1:00pm	Stadium	The Pit (Albuquerque, N.M.)
Sunday	Dec. 19	SMU	1:00pm	Stadium	The Pit (Albuquerque, N.M.)
Tuesday	Dec. 21	Norfolk State	7:00pm	MW Network	The Pit (Albuquerque, N.M.)
Tuesday	Dec. 28	*Colorado State	9:00pm	FS1	The Pit (Albuquerque, N.M.)
Saturday	Jan. 1	*at Nevada	7:00pm	FS1	Lawlor Events Center (Reno, Nev.)
Saturday	Jan. 8	*Utah State	6:00pm	CBSSN	The Pit (Albuquerque, N.M.)
Tuesday	Jan. 11	*at UNLV	9:00pm	CBSSN	Thomas & Mack Center (Las Vegas, Nev.)
Saturday	Jan. 15	*San Diego State	7:00pm	CBSSN	The Pit (Albuquerque, N.M.)
Wednesday	Jan. 19	*at Colorado State	8:00pm	CBSSN	Moby Arena (Ft. Collins, Colo.)
Saturday	Jan. 22	*at Wyoming	5:30pm	CBSSN	Arena-Auditorium (Laramie, Wyo.)
Tuesday	Jan. 25	*Fresno State	7:00pm	Stadium	The Pit (Albuquerque, N.M.)
Friday	Jan. 28	*San Jose State	TBA	TBA	The Pit (Albuquerque, N.M.)
Monday	Jan. 31	*at San Diego State	8:00pm	FS1	Viejas Arena (San Diego, Calif.)
Saturday	Feb. 5	*at Air Force	6:00pm	CBSSN	Clune Arena (Colorado Springs, Colo.)
Tuesday	Feb. 8	*Boise State	8:30pm	FS1	The Pit (Albuquerque, N.M.)
Tuesday	Feb. 15	*Wyoming	TBA	Stadium	The Pit (Albuquerque, N.M.)
Saturday	Feb. 19	*at San Jose State	TBA	Stadium	Provident Credit Union Events Center (San Jose, Calif.)
Tuesday	Feb. 22	*at Utah State	8:00pm	FS1	Smith Spectrum (Logan, Utah)
Saturday	Feb. 26	*Air Force	TBA	Stadium	The Pit (Albuquerque, N.M.)
Tuesday	March 1	*at Fresno State	9:00pm	FS1	SaveMart Center (Fresno, Calif.)
Saturday	March 5	*UNLV	9:00pm	FS1	The Pit (Albuquerque, N.M.)
<i>Mountain West Championship</i>					
Wednesday	March 9	First Round	TBA	TBA	Thomas & Mack Center (Las Vegas, Nev.)
Thursday	March 10	Quarterfinal	TBA	TBA	Thomas & Mack Center (Las Vegas, Nev.)
Friday	March 11	Semifinal	TBA	TBA	Thomas & Mack Center (Las Vegas, Nev.)
Saturday	March 12	Championship	TBA	TBA	Thomas & Mack Center (Las Vegas, Nev.)

* denotes Mountain West game

Bold denotes home game at The Pit

Game dates & times are Mountain time and subject to change

MEDIA INFORMATION

CREDENTIALS

Media credentials for New Mexico home games should be requested by contacting Steve Kirkland in the UNM Communications Office. Please make your request via email at least 48 hour prior to tip-off.

If you do not have your credential prior to game day, it will be with the attendant at the entrance of the media parking lot.

PARKING

The media lot is located off University Blvd SE, just south of the The Pit. Entrances to all lots around The Pit are right turn only on game days. To access the media lot, you must turn right into the lot while traveling south on University Blvd. When coming from I-25, get off at Exit 223 (Avenida Cesar Chavez) and take Avenida Cesar Chavez east to the intersection with University Blvd. Turn right onto University and turn right into the media lot just past The Pit. Show your media credential to access the lot.

MEDIA ENTRANCE

The media entrance to The Pit is located via the ramp, on the southeast corner of the arena. Upon entering the arena, the press room will be located on the left. To access the arena from the press room, walk down the ramp to the floor.

MEDIA SEATING

Press row is located five rows from the floor in Sections R and S on the west side of The Pit. Please check the seating charts (located in the press room and on the ends of press row) for your seat assignment.

PHOTO/VIDEO

Photographers and videographers will have assigned floor seats on the endlines. Please check the seating charts (located in the press room and on the ends of press row) for your assigned box.

POSTGAME PROCEDURE

Head Coaches: Both head coaches (if requested) will appear in the press room following a brief cooling down period.


UNM Players: Requested players will be available in the press room following the head coaches. The UNM locker room is closed to media.

Opponent Players: Please see the visiting SID for their procedure on player interviews.

LIVE STATS

Live stats are available for every game at GoLobos.com/mbbstats

COVID REGULATIONS



All media must wear a mask while indoors. If you are experiencing any COVID-19 related symptoms (fever, cough, fatigue, shortness of breath), you are encouraged not to attend the game.

NON-GAMEDAY INTERVIEWS

All interviews with head coach Richard Pitino and/or Lobo players should be arranged through Steve Kirkland in the UNM Communications Office. Interview requests should be made at least 24 hours in advance.

Lobo practices are regularly open to media to watch and conduct interviews. Contact Steve Kirkland for the schedule of upcoming opportunities.

Player interviews will be arranged to accommodate their academic and basketball schedules. Players will not do any interviews on gameday, except for postgame interviews.

Every week from December until the end of the season, head coach Richard Pitino joins the Voice of the Lobos, Robert Portnoy, for LoboTalk. The radio program, broadcast live from the Draft Day Sports Bar inside Revel Entertainment Center in Albuquerque, airs from 7-8pm throughout the state on 770 AM/96.3 PM Kkob. Check GoLobos.com for the dates of shows throughout the season.

LOBO TALK

QUICK FACTS & CREDITS

UNIVERSITY OF NEW MEXICO

LocationAlbuquerque, N.M.
 Founded 1889 by Territorial Legislature
 Enrollment22,225
 Nickname..... Lobos
 Colors..... Cherry (PMS 200) & Silver (PMS 428)
 Conference Mountain West
 National Affiliation..... NCAA Division I
 President..... Dr. Garnett S. Stokes
 Director of AthleticsEddie Nuñez
 Deputy A.D. for External Dave Williams
 Deputy A.D. for Internal/SWA..... Janice Ruggiero
 Faculty RepresentativeKaren Gaudreault, Ph.D

ARENA INFORMATION

Facility..... The Pit
 Capacity..... 15,411
 Age..... Built in 1966 (Renovated in 2009-10)

TEAM INFORMATION

2020-21 Overall Record6-16
 2020-21 Mountain West Record.....2-15
 2020-21 Mountain West Season Finish 11th
 2019-20 MW Tournament Finish..... First Round
 Letterwinners Returning/Lost7/10
 Starters Returning/Lost.....2/3

PROGRAM HISTORY

First Season 1899-1900
 Overall Record 1,553-1,164 (.572) in 121 seasons
 Overall MW Record 190-163 (.538) in 21 seasons
 Postseason Tournament Appearances 33
 NCAA Tournament Appearances..... 8
 Last NCAA Postseason Appearance.. 2013-14 (NCAA)
 Last NCAA Postseason Opponent Stanford
 Last NCAA Postseason ResultL, 58-53
 MW Regular Season Championships4 (Two Ties)
 (2008-09 (T), 2009-10, 2011-12 (T), 2012-13)
 MW Tournament Championships 6
 (2004-05, 2008-09, 2009-10, 2011-12, 2012-13, 2013-14)

BASKETBALL STAFF

Head CoachRichard Pitino (Providence '05)
 Record at UNM (Years) 0-0 (1st Season)
 Career Record (Years).....159-137 (10th Season)
 Assistant CoachAndy Hill (1st Season)
 Alma Mater Eastern Washington, '00
 Assistant Coach Isaac Chew (1st Season)
 Alma Mater Avila, '99
 Assistant CoachEric Brown (1st Season)
 Alma Mater CSUN, '98
 Special Asst to the HC.....Dan McHale (3rd Season)
 Alma Mater Kentucky, '01
 Video Coordinator Robert Edwards
 Strength and Conditioning..... Matthew Flores
 Athletic Trainer.....Aaron Estes
 Administrative Assistant..... Peyton Stephens
 Academic AdviserChris Baca

LOBO RADIO NETWORK

Play-by-Play Robert Portnoy
 Analyst Hunter Greene
 Flagship Station..... KKOB 770 AM/96.3 FM

NEW MEXICO ATHLETIC COMMUNICATIONS



STEVE KIRKLAND
Men's Basketball Contact

(434) 825-5241 (cell)
 kirkland@unm.edu
 @skirkland14

UNM Athletic Communications
 1414 University Blvd SE
 Albuquerque, NM 87106

GoLobos.com

CREDITS

The 2021-22 New Mexico men's basketball record book is a publication of the New Mexico Communications Office. The guide was written and designed by Steve Kirkland. Editorial assistance from Frank Mercogliano, Allison Weiss, Alma Solis, Sara Saiz and Charley Bickel. Cover design by Jonathan Tibbetts.

PHOTOGRAPHY

Primary photography provided by Anthony Griego/XL Photography. Additional photography from the Tim March, University of New Mexico, Mountain West Conference, NCAA, Drew Patterson, Sara Saiz, NBAE/Getty Images.



2021-22 ROSTER

NUMERICAL ROSTER

No.	Name	Pos.	Ht.	Wt.	Yr.	Hometown	High School [Previous Schools]
0	KJ Jenkins	G	6-2	175	R-Jr.	Atlanta, Ga.	Creekview [North Georgia/Kilgore College]
1	Saquan Singleton	G	6-6	190	Sr.	Bronx, N.Y.	Monsignor Scanlan [Hutchinson CC]
2	Safi Fino-A-Laself	G	5-11	155	Jr.	Las Cruces, N.M.	Weslaco [Southwest Texas JC]
3	Sebastian Forsling	C	7-0	250	Fr.	Floda, Sweden	RIG Mark
4	Emmanuel Kuac	G	6-7	200	Jr.	Calgary, Alb.	Kearns
5	Jamal Mashburn, Jr.	G	6-2	185	So.	Miami, Fla.	Brewster Academy [Minnesota]
10	Jaelen House	G	6-0	165	Jr.	Phoenix, Ariz.	Shadow Mountain [Arizona State]
13	Javonte Johnson	G	6-6	200	So.	Colorado Springs, Colo.	Cheyenne Mountain
20	Clay Patterson	G	6-1	190	R-Sr.	Rio Rancho, N.M.	Rio Rancho [Fort Lewis]
21	Jay Allen-Tovar	F	6-9	220	Jr.	San Jose, Calif.	Valley Christian [Salt Lake CC]
22	Valdir Manuel	F	6-10	225	Sr.	Luanda, Angola	The Patrick School [Harcum College]
24	Taryn Todd	G	6-5	180	R-So.	Vaughan, Ont.	Findlay Prep [TCU]
30	Jeremiah Francis III	G	6-1	200	Jr.	Columbus, Ohio	Pickerington Central [North Carolina]
33	Jordan Arroyo	F	6-7	225	Sr.	Albuquerque, N.M.	Atrisco Heritage Academy
34	Birima Seck	F	6-11	200	Fr.	Dakar, Senegal	Dream City Christian
35	Gethro Muscadin	F	6-10	225	So.	Gonaives, Haiti	Aspire Academy [Kansas]

ALPHABETICAL ROSTER

No.	Name	Pos.	Ht.	Wt.	Yr.	Hometown	High School [Previous Schools]
21	Jay Allen-Tovar	F	6-9	220	Jr.	San Jose, Calif.	Valley Christian [Salt Lake CC]
33	Jordan Arroyo	F	6-7	225	Sr.	Albuquerque, N.M.	Atrisco Heritage Academy
2	Safi Fino-A-Laself	G	5-11	155	Jr.	Las Cruces, N.M.	Weslaco [Southwest Texas JC]
3	Sebastian Forsling	C	7-0	250	Fr.	Floda, Sweden	RIG Mark
30	Jeremiah Francis III	G	6-1	200	Jr.	Columbus, Ohio	Pickerington Central [North Carolina]
10	Jaelen House	G	6-0	165	Jr.	Phoenix, Ariz.	Shadow Mountain [Arizona State]
0	KJ Jenkins	G	6-2	175	R-Jr.	Atlanta, Ga.	Creekview [North Georgia/Kilgore College]
13	Javonte Johnson	G	6-6	200	So.	Colorado Springs, Colo.	Cheyenne Mountain
4	Emmanuel Kuac	G	6-7	200	Jr.	Calgary, Alb.	Kearns
22	Valdir Manuel	F	6-10	225	Sr.	Luanda, Angola	The Patrick School [Harcum College]
5	Jamal Mashburn, Jr.	G	6-2	185	So.	Miami, Fla.	Brewster Academy [Minnesota]
35	Gethro Muscadin	F	6-10	225	So.	Gonaives, Haiti	Aspire Academy [Kansas]
20	Clay Patterson	G	6-1	190	R-Sr.	Rio Rancho, N.M.	Rio Rancho [Fort Lewis]
34	Birima Seck	F	6-11	200	Fr.	Dakar, Senegal	Dream City Christian
1	Saquan Singleton	G	6-6	190	Sr.	Bronx, N.Y.	Monsignor Scanlan [Hutchinson CC]
24	Taryn Todd	G	6-5	180	R-So.	Vaughan, Ont.	Findlay Prep [TCU]

COACHES & STAFF

Head Coach:	Richard Pitino (Providence '05)	1st season at UNM
Assistant Coach:	Andy Hill (Eastern Washington '00)	1st season at UNM
Assistant Coach:	Isaac Chew (Avila '99)	1st season at UNM
Assistant Coach:	Eric Brown (CSUN '98)	1st season at UNM
Special Asst. to the Head Coach	Dan McHale (Kentucky '01)	3rd season at UNM
Strength & Conditioning Coach	Matthew Flores (Arizona State '12)	1st Season at UNM
Video Coordinator	Robert Edwards (Nebraska '16)	2nd Season at UNM
Administrative Assistant	Peyton Stephens (Texas A&M '19)	1st Season at UNM
Athletic Trainer	Aaron Estes (Alabama '20)	2nd Season at UNM
Communications	Steve Kirkland (Penn State '01)	1st Season at UNM

PRONUNCIATION GUIDE

1	Saquan Singleton	SAY-qwan	21	Jay Allen- Tovar	TOE-var
2	Safi Fino-A-Laself	saw-FEE fee-NO-ah-la-SELF	22	Valdir Manuel	val-DEER
4	Emmanuel Kuac	kwatch	34	Birima Seck	birr-EE-ma
13	Javonte Johnson	juh-VAHN-tay	35	Gethro Muscadin	JETH-row MOOSE-ca-den

2021-22 PHOTO ROSTER



KJ JENKINS
G | 6-2 | R-Jr.
Atlanta, Ga.

0



SAGUAN SINGLETON
G | 6-6 | Sr.
Bronx, N.Y.

1



SAFI FINO-A-LASEFI
G | 5-11 | Jr.
Las Cruces, N.M.

2



SEBASTIAN FORSLING
C | 7-0 | Fr.
Floda, Sweden

3



EMMANUEL KUAC
G | 6-7 | Jr.
Calgary, Alb.

4



JAMAL MASHBURN, Jr.
G | 6-2 | So.
Miami, Fla.

5



JAELEN HOUSE
G | 6-0 | Jr.
Phoenix, Ariz.

10



JAVONTE JOHNSON
G | 6-6 | So.
Colorado Springs, Colo.

13



CLAY PATTERSON
G | 6-1 | R-Sr.
Rio Rancho, N.M.

20



JAY ALLEN-TOVAR
F | 6-9 | Jr.
San Jose, Calif.

21



VALDIR MANUEL
F | 6-10 | Sr.
Luanda, Angola

22



TARYN TODD
G | 6-5 | R-So.
Vaughan, Ont.

24



JEREMIAH FRANCIS III
G | 6-1 | Jr.
Columbus, Ohio

30




JORDAN ARROYO
F | 6-7 | Sr.
Albuquerque, N.M.

33



BIRIMA SECK
F | 6-11 | Fr.
Dakar, Senegal

34



GETHRO MUSCADIN
F | 6-10 | So.
Gonaives, Haiti

35



RICHARD PITINO
Head Coach



ANDY HILL
Assistant Coach



ISAAC CHEW
Assistant Coach



ERIC BROWN
Assistant Coach



DAN McHALE
Special Assistant to the
Head Coach

THE PIT - HOME OF THE LOBOS



One of college basketball's most famous and recognizable buildings, The Pit is the home of New Mexico basketball.

The 2021-22 season marks the 55th year that The Pit has served as home for Lobo hoops. The first game was played on Dec. 1, 1966, with New Mexico beating Abilene Christian 62-53. The Lobos celebrated the 50th anniversary in 2016-17 with a game against Abilene Christian on Nov. 30, 2016. UNM won 64-55. A total of 953 games have been played overall. The Lobos have come away the victor in 757 of them – good for a stunning .794 winning percentage.

What is even more impressive about UNM's home court is that over 14 million fans have flocked into this sunken edifice to see their beloved Lobos play basketball. The exact figure stands at 14,121,298. The Lobos have averaged an astounding 15,070 fans the past 54 years.

The Lobos have finished second in the nation in attendance five times, third on four occasions and fourth six times.

The Pit is built in a 37-foot hole on Albuquerque's southeast mesa. First the roof was constructed, then the hole was dug and the Arena built. That all happened in 1966. The unique Behlen roof (338 by 300 feet) was set up by contractors and then 55,000 cubic yards of earth were removed. About 28,000 yards of concrete were poured in the initial construction, which allowed a seating capacity of 14,831. The cost - an incredibly economical \$1.4 million.

The Pit underwent a \$60 million renovation that has updated the facility. Modern amenities include 40 club suites, 365 club seats, new end zone video boards and ribbon boards, expanded concourses with additional restrooms and concessions stands, new ticket office and Lobo store, digital signage and interactive kiosks and a UNM Letterman's Lounge. For the teams, new locker rooms for both men's and women's squads, a state-of-the-art strength and conditioning center, and new training facilities will allow the Lobos to continue their commitment to excellence.



THE PIT - HOME OF THE LOBOS

SPORTS ILLUSTRATED'S TOP 20 VENUES OF THE 20TH CENTURY

In June 1999, Sports Illustrated listed its Top-20 sporting venues of the 20th century and The Pit checked in at No. 13.

1. Yankee Stadium (Bronx, N.Y.)
2. Augusta National Golf Course (Augusta, Ga.)
3. Michie Stadium (West Point, N.Y.)
4. Cameron Indoor Stadium (Durham, N.C.)
5. Bislett Stadium (Oslo, Norway)
6. Wrigley Field (Chicago, Ill.)
7. Roland Garros (Paris, France)
8. Lambeau Field (Green Bay, Wisc.)
9. Fenway Park (Boston, Mass.)
10. Saratoga Race Track (Saratoga, N.Y.)
11. Pebble Beach Golf Course (Monterey, Calif.)
12. Wembley Stadium (London, England)
13. **The Pit (Albuquerque, N.M.)**
14. Boston Marathon Course (Boston, Mass.)
15. Camden Yards (Baltimore, Md.)
16. Lamade Stadium (Williamsport, Pa.)
17. Daytona International Speedway (Daytona, Fla.)
18. Notre Dame Stadium (South Bend, Ind.)
19. St. Andrews Golf Course (Scotland)
20. Rose Bowl, Pasadena, Calif.

10 GREAT PLACES TO GET PUMPED FOR NCAA ACTION - USA TODAY

In January 2008, author, sports commentator and basketball aficionado John Feinstein gave his list of favorite venues for watching college hoops to Tim Smight for USA TODAY. The Pit came in third on this prestigious list.

1. Allen Fieldhouse - Kansas
2. Rose Hill Gym - Fordham
3. **The Pit - New Mexico**
4. Hart Rec Center - Holy Cross
5. Mackey Arena - Purdue
6. Cassell Coliseum - Virginia Tech
7. O'Connell Center - Florida
8. The Palestra - Pennsylvania
9. Cameron Indoor Stadium - Duke
10. Pauley Pavilion - UCLA

TOP-10 "OLD SCHOOL" ARENAS FOXSPORTS.COM

With the closing of Yankee Stadium in 2008, FoxSports.com's Jeff Gordon took a look at the remaining "Old School" venues in all of sports. The Pit ranked No. 7 on this list of some of the most famous venues in the country.

1. Wrigley Field
2. Fenway Park
3. Lambeau Field
4. Cameron Indoor Stadium
5. Notre Dame Stadium
6. Daytona International Speedway
7. **The Pit**
8. Rose Bowl
9. Allen Fieldhouse
10. The Igloo (Mellon Arena)

TOP-16 HOME COURT ADVANTAGES RIVALDS.COM

Rivals.com came out with its list of the top-16 home court advantages in the nation and The Pit ranked No. 11.

1. Cameron Indoor Stadium - Duke
2. Allen Fieldhouse - Kansas
3. Rupp Arena - Kentucky
4. Assembly Hall - Indiana
5. Gallagher-Iba Arena - Oklahoma State
6. Memorial Gymnasium - Vanderbilt
7. McArthur Court - Oregon
8. O'Connell Center - Florida
9. Breslin Center - Michigan State
10. Petersen Events Center - Pittsburgh
11. **The Pit - New Mexico**
12. Assembly Hall - Illinois
13. Kohl Center - Wisconsin
14. Dean Smith Center - North Carolina
15. Joyce Center - Notre Dame
16. McCarthey Athletic Center - Gonzaga

THE LOUDEST ARENA IN THE COUNTRY

In a weekly series, "Hoops Across America," the St. Petersburg Times ran a feature on The Pit in its Jan. 1999 edition. Written by Bruce Lowitt, part of the study charted the decibel level at selected collegiate arenas during the 1998-1999 season. The paper's final results, including the Final Four at Tropicana Field in St. Petersburg:

Arena	Game	Reading
The Pit	New Mexico vs. Arizona	118
Cameron Indoor	Duke vs. North Carolina	116
Assembly Hall	Indiana vs. Purdue	116
Allen Fieldhouse	Kansas vs Iowa	115
Dean Smith Center	North Carolina vs Maryland	112
Pauley Pavilion	UCLA vs. Arizona	112
Tropicana Field	Duke vs. UConn (NCAA)	112

NAISMITH HALL OF FAMERS TO PLAY IN THE PIT IN COLLEGE

Kareem Abdul-Jabbar	UCLA
Nate Archibald	UTEP
Mel Daniels	New Mexico
Clyde Drexler	Houston
Patrick Ewing	Georgetown
Sidney Moncrief	Arkansas
Hakeem Olajuwon	Houston
Gary Payton	Oregon State

NAISMITH HALL OF FAME COACHES TO COACH IN THE PIT AS HEAD COACHES

Jim Boeheim	Syracuse
Pete Carril	Princeton
Denny Crum	Louisville
Jack Gardner	Utah
Marv Harshman	Washington
Don Haskins	UTEP
Bob Knight	Indiana/Texas Tech
Guy Lewis	Houston
Ralph Miller	Oregon State
Lute Olson	Iowa/Arizona
Rick Pitino	Boston Univ/Louisville
Eddie Sutton	Arkansas
Jerry Tarkanian	UNLV/Fresno State
John Thompson	Georgetown
Stan Watts	BYU
Gary Williams	Ohio State
John Wooden	UCLA

BASEBALL HALL OF FAMERS TO PLAY IN THE PIT IN COLLEGE

Tony Gwynn	San Diego State
------------	-----------------



JEREMIAH FRANCIS III

6-1 | 200 | Jr. | Columbus, Ohio
Pickerington Central HS
North Carolina

30



OF NOTE

- Transferred to New Mexico in May of 2020 from North Carolina
- Averaged 6.4 points per game in 2020-21 in his first season with the Lobos
- Made 13 appearances for the Tar Heels in 2019-20 after missing his final two years of high school due to injury

2020-21 SEASON (SOPHOMORE)

- Appeared in 21 games, making 11 starts
- Averaged 6.4 points and 2.2 assists per game
- Had five double-figure scoring games
- Scored a career-high 19 points on 6-8 FGs and 4-4 3FGs in the Mountain West Tournament vs. Fresno State (Mar. 10)
- Grabbed a career-high five rebounds vs. Nevada (Dec. 31)
- Had a season-high five assists in the Mountain West Tournament game vs. Fresno State (Mar. 10)
- Had 10 points vs. Nevada (Jan. 2) for his first double-figure game as a Lobo
- Averaged 9.9 points per game over the final eight games of the season

2019-20 SEASON (FRESHMAN AT UNC)

- Appeared in 13 games, making three starts
- Averaged 3.8 points and 1.9 assists per game
- Had three consecutive double-figure scoring games in December
- Scored a season-high 12 points in the CBS Sports Classic vs. UCLA (Dec. 21)
- Had 11 points at Gonzaga (Dec. 18) for first career double-figure game
- Had 10 points and five assists vs. Yale (Dec. 30) in first career start
- Missed the first eight games of the season as he returned from injury, making his collegiate debut at Virginia (Dec. 8)
- Suffered an injury in late January that limited his minutes the remainder of the season

HIGH SCHOOL

- Played at Pickerington Central High School in Ohio
- Missed his junior and senior seasons due to injury
- Led Pickerington Central to the Ohio Capital Conference (OCC) Championship as a sophomore
- Named OCC Player of the Year as a sophomore, averaging 15.3 points, 5.1 assists and 4.3 rebounds
- First-team All-Ohio as a sophomore
- Played AAU ball for Indiana Elite

PERSONAL

- Birthday is May 26
- Son of Felicia and Jerry Francis
- Father played at Ohio State from 1985-89, averaging 11.2 points per game
- Father was a coach at the collegiate, high school and AAU levels
- Mother was a track & field athlete at Ohio State



2020-21 GAME-BY-GAME (SOPHOMORE)

Opponent	MP	FG-A	3G-A	FT-A	O-D-T	PF	A	TO	BS	ST	TP
at Rice*	30	2-8	0-4	1-2	0-2-2	2	2	0	0	3	5
vs. Our Lady of Lake*	19	2-13	1-7	1-1	0-2-2	1	4	1	0	1	6
vs. LeTourneau*	13	1-3	0-0	0-0	0-3-3	0	2	2	0	1	2
at Boise State*	26	0-5	0-3	0-0	0-2-2	0	2	4	0	0	0
at Boise State*	21	3-8	0-1	0-0	0-1-1	0	0	0	0	0	6
vs. Nevada*	26	0-5	0-3	0-0	1-4-5	2	2	3	0	0	0
vs. Nevada*	19	1-6	1-3	7-8	0-3-3	2	2	0	0	1	10
vs. Utah State	18	3-5	1-2	1-2	0-1-1	0	2	2	0	0	8
vs. Utah State	19	3-7	2-2	0-0	0-0-0	0	3	2	0	0	8
at Dixie State*	20	0-8	0-6	3-4	1-3-4	1	0	3	0	0	3
at UNLV	22	1-7	0-5	1-2	0-1-1	0	4	2	0	1	3
at UNLV	13	2-4	0-1	0-0	0-1-1	2	1	2	0	0	4
vs. San Jose State	4	0-0	0-0	0-0	0-0-0	0	1	1	0	0	0
vs. San Jose State					-DNP-						
at Fresno State	24	4-9	1-3	1-2	1-1-2	1	0	1	0	1	10
at Fresno State*	28	4-13	2-7	0-0	1-0-1	0	1	4	0	1	10
vs. Wyoming	30	3-6	1-1	0-0	1-3-4	2	3	2	0	0	7
vs. Wyoming	20	3-5	0-1	2-4	0-1-1	2	3	2	0	1	8
at Air Force	30	2-4	0-2	4-4	0-1-1	1	4	0	0	1	8
at Air Force	25	3-7	0-2	1-1	0-2-2	2	1	4	0	0	7
at Colorado State*	35	3-9	1-2	3-4	2-2-4	3	4	1	0	2	10
vs. Fresno State*	35	6-8	4-4	3-4	1-2-3	2	5	3	0	2	19

* game started

2019-20 GAME-BY-GAME (FRESHMAN AT UNC)

Opponent	MP	FG-A	3G-A	FT-A	O-D-T	PF	A	TO	BS	ST	TP
Notre Dame					-DNP-						
at UNCW					-DNP-						
Gardner-Webb					-DNP-						
Elon					-DNP-						
vs. Alabama					-DNP-						
vs. Michigan					-DNP-						
vs. Oregon					-DNP-						
Ohio State					-DNP-						
at Virginia	3	0-0	0-0	1-2	0-1-1	2	0	1	0	0	1
Wofford	15	0-3	0-1	0-2	0-1-1	2	3	1	0	0	0
at Gonzaga	23	4-9	2-3	1-2	0-0-0	1	3	0	0	2	11
vs. UCLA	28	1-8	1-2	9-10	0-2-2	2	4	4	0	0	12
Yale*	27	3-9	0-1	4-6	0-4-4	2	5	2	0	1	10
Georgia Tech*	28	1-8	1-2	2-2	0-2-2	1	2	3	0	1	5
Pitt*	24	1-9	0-5	0-0	0-2-2	3	4	4	0	2	2
Clemson					-DNP-						
at Pitt	15	0-5	0-2	1-2	0-1-1	0	0	2	0	0	1
at Virginia Tech	23	2-5	0-1	0-0	0-3-3	1	2	0	0	1	4
Miami					-DNP-						
at NC State					-DNP-						
Boston College	3	1-1	0-0	0-0	1-1-2	1	0	0	0	0	2
at Florida State	3	0-2	0-1	0-0	0-0-0	1	0	0	0	0	0
Duke					-DNP-						
at Wake Forest	6	1-1	0-0	0-0	0-1-1	0	1	0	0	0	2
Virginia					-DNP-						
at Notre Dame					-DNP-						
at Louisville	6	0-1	0-0	0-0	0-0-0	1	1	2	0	0	0
NC State					-DNP-						
at Syracuse					-DNP-						
Wake Forest					-DNP-						
at Duke	1	1-1	0-0	0-0	0-1-1	0	0	0	0	0	2
vs. Virginia Tech	3	0-1	0-0	0-0	0-0-0	0	0	0	0	0	0
vs. Syracuse	10	0-3	0-2	0-0	0-0-0	1	1	0	0	0	0

* game started

CAREER HIGHS

- PTS: 19, vs. Fresno State (3/10/21)
- REB: 5, vs. Nevada (12/31/20)
- FG: 6, vs. Fresno State (3/10/21)
- FGA: 13, twice
- 3FG: 4, vs. Fresno State (3/10/21)
- 3FGA: 7, twice
- FT: 9, vs. UCLA (12/21/19) ^{UNC}
- FTA: 10, vs. UCLA (12/21/19) ^{UNC}
- ASST: 5, twice
- TO: 4, 5 times
- BLK: --
- STL: 3, at Rice (12/13/20)
- MIN: 35, twice

CAREER STATISTICS

Year	G-GS	Min-Avg.	FG-FGA	Pct.	3FG-3FGA	Pct.	FT-FTA	Pct.	Off-Def.	Reb-Avg.	PF-DQ	Ast	TO	Blk	Stl	Pts-Avg
2019-20%	13-3	204-15.7	14-61	.230	4-18	.222	18-26	.692	1-18	19-1.5	17-0	25	19	0	7	50-3.8
Conf	10-2	111-11.1	7-33	.212	1-11	.091	4-6	.667	1-12	13-1.3	10-0	10	12	0	4	19-1.9
2020-21	21-11	477-22.7	46-140	.329	14-59	.237	28-38	.737	8-35	43-2.0	23-0	46	39	0	15	134-6.4
Conf	16-6	360-22.5	35-100	.350	9-38	.237	20-27	.741	6-23	29-1.8	17-0	33	30	0	8	99-6.2
CAREER	34-14	681-20.0	60-201	.299	18-77	.234	46-64	.719	9-53	62-1.8	40-0	71	58	0	22	184-5.4

% at North Carolina

JAVONTE JOHNSON

6-6 | 200 | So. | Colorado Springs, Colo.
Cheyenne Mountain HS

13



OF NOTE

- One of three Lobos to appear in all 22 games in 2020-21
- Started the final two games of last season, playing a career-high 30 minutes in both contests
- Had first career double-figure game against Fresno State in the Mountain West Tournament

2020-21 SEASON (FRESHMAN)

- Appeared in all 22 games, making three starts
- Averaged 2.9 points and 1.6 rebounds per game
- Had one double-figure scoring game
- Had career-highs of 10 points and six rebounds against Fresno State in the Mountain West Tournament (Mar. 10)
- Scored two points at Rice in his collegiate debut (Dec. 13)
- Made first career start at UNLV (Jan. 18)
- Ended the season strong, avergaing 9.0 points and 6.0 rebounds in starts at Colorado State and against Fresno State in the final two games of the year

HIGH SCHOOL

- Played at Cheyenne Mountain High School in Colorado
- First-team All-State as a senior
- 2021 CHSAA 4A Player of the Year
- Averaged 30 points and 10.2 rebounds as a senior
- Led his 4A district in scoring
- Averaged 22.4 points, 9.6 rebounds and 1.8 steals per game as a junior
- Ranked as the No. 2 player in his class in Colorado by 247Sports
- Three star recruit by 247Sports and Rivals
- adidas Nationals qualifier
- Played AAU ball for KC Run GMC and Chauncey Billups Elite

PERSONAL

- Birthday is May 20
- Son of Veronica and Joseph Johnson
- Has a younger sibling, Jallia

2020-21 GAME-BY-GAME (FRESHMAN)

Opponent	MP	FG-A	3G-A	FT-A	O-D-T	PF	A	TO	BS	ST	TP
at Rice	9	1-3	0-2	0-0	0-0-0	1	0	0	0	1	2
vs. Our Lady of Lake	12	3-3	1-1	0-0	0-1-1	0	2	0	0	1	7
vs. LeTourneau	10	1-4	0-1	2-4	2-1-3	0	1	0	0	1	4
at Boise State	9	1-4	1-1	0-0	0-0-0	3	0	0	0	0	3
at Boise State	14	2-4	0-1	3-3	0-1-1	0	0	1	0	0	7
vs. Nevada	7	0-1	0-1	1-2	1-0-1	0	0	0	0	0	1
vs. Nevada	3	0-0	0-0	0-0	0-1-1	1	0	0	0	0	0
vs. Utah State	9	0-3	0-2	2-2	1-0-1	2	0	0	0	0	2
vs. Utah State	20	0-4	0-3	0-0	0-1-1	2	1	0	0	0	0
at Dixie State	18	1-3	0-1	1-2	0-3-3	1	0	0	0	0	3
at UNLV	17	2-4	2-3	0-0	1-1-2	2	0	0	0	0	6
at UNLV*	14	0-3	0-1	0-0	0-0-0	2	0	2	0	1	0
vs. San Jose State	5	0-2	0-2	0-0	0-0-0	0	0	0	0	0	0
vs. San Jose State	9	0-0	0-0	0-0	0-2-2	1	0	0	0	0	0
at Fresno State	8	0-1	0-0	0-0	1-1-2	0	0	0	0	0	0
at Fresno State	10	2-4	0-1	0-0	1-0-1	0	1	0	0	0	4
vs. Wyoming	17	1-4	1-4	0-0	0-2-2	3	0	0	0	0	3
vs. Wyoming	12	2-4	0-1	0-0	0-0-0	1	0	0	1	2	4
at Air Force	5	0-0	0-0	0-0	1-0-1	1	0	0	0	0	0
at Air Force	8	0-2	0-1	0-0	1-0-1	0	0	0	0	1	0
at Colorado State*	30	2-10	0-5	4-6	2-4-6	1	2	1	1	0	8
vs. Fresno State*	30	3-10	1-3	3-3	3-3-6	0	0	0	0	0	10

* game started

CAREER HIGHS

- PTS: 10, vs. Fresno State (3/10/21)
- REB: 6, twice
- FG: 3, twice
- FGA: 10, twice
- 3FG: 2, at UNLV (1/16/21)
- 3FGA: 5, at Colorado State (3/3/21)
- FT: 4, at Colorado State (3/3/21)
- FTA: 6, at Colorado State (3/3/21)
- ASST: 2, twice
- TO: 2, at UNLV (1/18/21)
- BLK: 1, twice
- STL: 2, vs. Wyoming (2/19/21)
- MIN: 30, twice



CAREER STATISTICS

Year	G-GS	Min-Avg.	FG-FGA	Pct.	3FG-3FGA	Pct.	FT-FTA	Pct.	Off-Def.	Reb-Avg.	PF-DQ	Ast	TO	Blk	Stl	Pts-Avg
2020-21	22-3	276-12.5	21-73	.288	6-34	.176	16-22	.727	14-21	35-1.6	21-0	7	4	2	7	64-2.9
Conf	17-2	197-11.6	12-50	.240	4-26	.154	10-13	.769	9-13	22-1.3	19-0	4	4	2	4	38-2.2
CAREER	22-3	276-12.5	21-73	.288	6-34	.176	16-22	.727	14-21	35-1.6	21-0	7	4	2	7	64-2.9

EMMANUEL KUAC

6-7 | 200 | Jr. | Calgary, Alb.
Kearns HS

4

OF NOTE

- Appeared in 40 games over the last two seasons for the Lobos
- Averaged 3.4 points and 3.2 rebounds per game last season
- Twice had a career-high nine points last season

2020-21 SEASON (SOPHOMORE)

- Appeared in 21 games, making five starts
- Averaged 3.4 points and 3.2 rebounds per game
- Made his first career start in the season opener at Rice, scoring eight points and grabbing a career-high seven rebounds (Dec. 13)
- Scored a career-high nine points on a career-high three 3-pointers vs. Our Lady of the Lake (Dec. 15)
- Matched his career high with nine points at Air Force (Feb. 24)
- Blocked a career-high three shots at Colorado State (Mar. 3)
- Played a career-high 25 minutes vs. San Jose State (Jan. 21)

2019-20 SEASON (FRESHMAN)

- Appeared in 19 games off the bench
- Averaged 1.5 points and 1.3 rebounds per game
- Scored a season-high eight points at Colorado State (Jan. 15)
- Grabbed a season-high four rebounds at Boise State (Feb. 23)
- Made collegiate debut vs Eastern New Mexico (Nov. 6)
- Averaged 11.1 minutes per game in Mountain West play after averaging 2.4 minutes per game in non-conference action

HIGH SCHOOL

- Played at Kearns High School in Utah
- Third Team All-State as a senior by the *Deseret News*
- Averaged 13.9 points, 7.3 rebounds and 3.8 assists per game as a senior
- Three star recruit by 247Sports and Rivals
- Ranked as the No. 5 player in his class in Utah by 247Sports
- Ranked as a top-five prospect in Canada
- Also played for Exum Elite in the Golf Gauntlet U17 league



PERSONAL

- Birthday is December 25
- Born in Nairobi, Kenya and moved to Canada when he was just a few months old
- Son of Aluk Malek
- Has two siblings, David and Francis

2020-21 GAME-BY-GAME (SOPHOMORE)

Opponent	MP	FG-A	3G-A	FT-A	O-D-T	PF	A	TO	BS	ST	TP
at Rice*	20	3-6	1-4	1-2	1-6-7	4	0	2	0	0	8
vs. Our Lady of Lake*	18	3-5	3-4	0-0	1-3-4	0	2	1	2	2	9
vs. LeTourneau	16	3-7	0-1	0-0	2-3-5	1	1	1	0	0	6
at Boise State	16	1-5	0-2	0-0	1-3-4	2	0	3	0	1	2
at Boise State	13	1-1	1-1	0-0	0-2-2	3	0	1	1	0	3
vs. Nevada	19	0-4	0-2	0-0	0-2-2	2	1	0	1	1	0
vs. Nevada	8	1-1	1-1	0-1	1-0-1	4	0	1	0	0	3
vs. Utah State	12	1-3	1-3	0-0	0-2-2	2	0	1	0	0	3
vs. Utah State	15	0-2	0-2	0-0	0-2-2	1	0	3	0	1	0
at Dixie State					-DNP-						
at UNLV	9	0-3	0-2	0-0	2-2-4	0	1	1	0	0	0
at UNLV	22	2-5	2-5	0-0	1-4-5	4	0	1	0	1	6
vs. San Jose State	25	0-5	0-4	0-0	1-4-5	1	0	0	0	0	0
vs. San Jose State	22	1-5	1-3	0-0	1-3-4	3	0	2	0	0	3
at Fresno State	13	0-1	0-1	0-0	0-1-1	1	0	0	0	0	0
at Fresno State	8	0-0	0-0	0-0	1-0-1	2	0	1	0	0	0
vs. Wyoming	11	0-1	0-1	3-4	1-0-1	2	1	0	0	0	3
vs. Wyoming*	22	0-5	0-2	2-3	2-5-7	3	0	1	1	3	2
at Air Force*	23	4-7	1-3	0-0	0-3-3	2	0	0	0	1	9
at Air Force*	19	2-8	2-7	0-0	1-5-6	3	2	1	0	2	6
at Colorado State	18	3-6	1-4	0-0	0-1-1	1	1	1	3	0	7
vs. Fresno State	21	1-4	0-2	0-1	0-1-1	2	2	3	0	0	2

* game started

2019-20 GAME-BY-GAME (FRESHMAN)

Opponent	MP	FG-A	3G-A	FT-A	O-D-T	PF	A	TO	BS	ST	TP
Eastern New Mexico	4	0-1	0-1	0-0	0-1-1	1	0	1	0	0	0
CSUN	2	0-1	0-0	0-2	3-0-3	0	1	0	0	0	0
Green Bay					-DNP-						
McNeese					-DNP-						
at UTEP					-DNP-						
at New Mexico State					-DNP-						
vs. Auburn	3	0-0	0-0	0-0	1-0-1	0	0	0	0	0	0
vs. Wisconsin					-DNP-						
Montana					-DNP-						
Boise State					-DNP-						
at Wyoming					-DNP-						
New Mexico State					-DNP-						
Grand Canyon	1	0-0	0-0	0-0	0-0-0	0	0	0	0	0	0
Houston Baptist	2	0-0	0-0	0-0	0-0-0	0	0	0	0	0	0
UC Davis					-DNP-						
at San Jose State					-DNP-						
Fresno State	1	0-0	0-0	0-0	0-0-0	0	0	0	0	0	0
Air Force					-DNP-						
at Colorado State	12	3-4	2-2	0-0	0-3-3	4	0	0	0	1	8
at UNLV	13	1-1	1-1	0-0	0-1-1	1	1	1	0	0	3
San Jose State	10	1-1	0-0	1-4	0-2-2	1	0	0	1	0	3
at Nevada	5	0-0	0-0	0-0	0-0-0	0	0	0	0	0	0
San Diego State	13	3-5	0-2	0-0	3-0-3	3	1	0	1	0	6
at Fresno State	10	1-3	0-1	0-0	1-2-3	2	2	0	0	0	2
Wyoming	8	1-1	0-0	0-0	0-3-3	3	0	1	0	0	2
at San Diego State	4	0-0	0-0	0-0	0-0-0	0	0	0	1	0	0
UNLV	3	0-0	0-0	0-0	0-0-0	1	0	0	0	0	0
Nevada	2	0-0	0-0	0-0	0-0-0	0	0	0	0	0	0
at Boise State	18	2-4	0-1	0-0	0-4-4	1	0	1	1	2	4
at Air Force	4	0-0	0-0	0-0	0-1-1	0	0	0	0	0	0
Utah State					-DNP-						
vs. San Jose State					-DNP-						
vs. Utah State	3	0-2	0-1	0-0	0-0-0	0	0	0	0	0	0



CAREER HIGHS

- PTS: 9, twice
- REB: 7, twice
- FG: 4, at Air Force (2/22/21)
- FGA: 8, at Air Force (2/24/21)
- 3FG: 3, vs. Our Lady of the Lake (12/15/20)
- 3FGA: 7, at Air Force (2/24/21)
- FT: 3, vs. Wyoming (2/17/21)
- FTA: 4, twice
- ASST: 2, 4 times
- TO: 3, 3 times
- BLK: 3, at Colorado State (3/3/21)
- STL: 3, vs. Wyoming (2/19/21)
- MIN: 25, vs. San Jose State (1/21/21)


CAREER STATISTICS

Year	G-GS	Min-Avg.	FG-FGA	Pct.	3FG-3FGA	Pct.	FT-FTA	Pct.	Off-Def.	Reb-Avg.	PF-DQ	Ast	TO	Blk	Stl	Pts-Avg
2019-20	19-0	118-6.2	12-23	.522	3-9	.333	1-6	.167	8-17	25-1.3	17-0	5	4	4	3	28-1.5
Conf	10-2	111-11.1	7-33	.212	1-11	.091	4-6	.667	1-12	13-1.3	10-0	10	12	0	4	19-1.9
2020-21	21-5	350-16.7	26-84	.310	14-54	.259	6-11	.545	16-52	68-3.2	46-0	11	24	8	12	72-3.4
Conf	17-3	275-16.2	16-62	.258	10-43	.233	5-8	.625	12-39	51-3.0	36-0	6	17	6	10	47-2.8
CAREER	40-5	468-11.7	38-107	.355	17-63	.270	7-17	.412	24-69	93-2.3	63-0	16	28	12	15	100-2.5

VALDIR MANUEL

6-10 | 225 | Sr. | Luanda, Angola
The Patrick School
Harcum College

22



Lobos



OF NOTE

- New Mexico's third-leading scorer in 2020-21 at 7.9 ppg
- Led the Lobos in blocks in 2020-21 in his first season at UNM
- Played two seasons at Harcum College, leaving the program ranked 12th in career scoring (769 points), third in rebounds (504), and fourth in career blocks (107)

2020-21 SEASON (JUNIOR)

- Appeared in 20 games, making six starts
- Averaged 7.9 points and 4.0 rebounds per game
- Ranked second in the Mountain West with 1.4 blocks per game
- Had six double-figure scoring games
- Scored a career-high 25 points on 12-20 shooting and grabbed a career-high seven rebounds vs. San Jose State (Jan. 23)
- Went 7-of-7 from the floor, scoring 14 points, at Air Force, the second-best shooting game in the Mountain West all season (Feb. 22)
- Made his Lobo debut at Rice, scoring nine points and grabbing six rebounds (Dec. 13)

2019-20 SEASON (SOPHOMORE AT HARCUM)

- Started 18 games before missing the final 11 games of the season
- Averaged 20.6 points and 11.1 rebounds per game
- Scored double figures in all 18 games he appeared, posting 11 double-doubles
- Set career highs with 34 points and 19 rebounds vs. Morris (Jan. 11)
- Had 31 points and 16 rebounds vs. CCBC Dundalk (Jan. 16)

2018-19 SEASON (FRESHMAN AT HARCUM)

- Appeared in 30 games, starting 24
- Averaged 13.3 points and 10.1 rebounds per game
- NJCAA Second-Team All-American
- Had 25 double-figure scoring games and 17 double-doubles
- Scored a season-high 26 points vs. Harford (Dec. 15)
- Grabbed a season-high 17 rebounds vs. ASA Brooklyn (Feb. 2)

HIGH SCHOOL

- Played at The Patrick School in New Jersey
- Averaged 17.0 points and 10.0 rebounds per game as a senior
- Helped The Patrick School to the 2017 State Tournament of Champions title

INTERNATIONAL

- Helped the Angola U20 National Team to a gold medal in the Afrobasket Championship
- Competed in the U17 FIBA World Cup
- Helped his club win a gold medal at the FIBA U16 Championship

PERSONAL

- Birthday is May 5
- Son of Carlota Victoriano
- Has two siblings, Bryce and Kimy

2020-21 GAME-BY-GAME (JUNIOR)

Opponent	MP	FG-A	3G-A	FT-A	O-D-T	PF	A	TO	BS	ST	TP
at Rice	13	4-11	1-3	0-0	3-3-6	2	0	2	0	1	9
vs. Our Lady of Lake	17	5-5	0-0	1-2	1-5-6	1	2	1	1	0	11
vs. LeTourneau*	15	4-13	0-1	0-0	4-3-7	0	1	2	1	0	8
at Boise State	21	2-6	0-1	2-2	0-2-2	2	0	1	1	0	6
at Boise State	10	2-5	0-0	0-1	0-1-1	0	0	0	0	0	4
vs. Nevada	12	2-6	0-0	0-0	1-1-2	1	0	1	0	0	4
vs. Nevada	12	2-4	1-1	0-0	0-1-1	2	0	0	0	0	5
vs. Utah State	15	0-6	0-3	0-0	0-2-2	2	0	1	3	0	0
vs. Utah State	15	3-7	0-1	1-2	2-2-4	1	0	0	1	0	7
at Dixie State	24	4-7	0-1	0-0	2-3-5	3	1	1	4	0	8
at UNLV	25	5-10	0-1	0-0	1-3-4	2	0	1	1	0	10
at UNLV*	26	4-6	2-4	0-0	3-2-5	2	0	2	2	0	10
vs. San Jose State*	20	3-8	0-2	0-0	0-4-4	1	0	0	2	1	6
vs. San Jose State*	30	12-20	1-2	0-0	4-3-7	2	1	3	4	1	25
at Fresno State	34	5-15	0-3	0-1	1-3-4	2	1	0	0	0	10
at Fresno State*	28	3-9	0-1	0-0	4-1-5	2	1	2	1	0	6
vs. Wyoming*	28	2-7	0-2	0-3	1-3-4	2	3	3	3	1	4
vs. Wyoming	19	4-9	1-2	0-0	1-1-2	1	2	0	3	0	9
at Air Force	16	7-7	0-0	0-0	0-2-2	1	2	4	0	1	14
at Air Force	23	0-2	0-0	2-2	1-6-7	1	1	1	1	0	2
at Colorado State					-DNP-						
vs. Fresno State					-DNP-						

* game started

CAREER HIGHS (NCAA)

- PTS: 25, vs. San Jose State (1/23/21)
- REB: 7, 3 times
- FG: 12, vs. San Jose State (1/23/21)
- FGA: 20, vs. San Jose State (1/23/21)
- 3FG: 2, at UNLV (1/18/21)
- 3FGA: 4, at UNLV (1/18/21)
- FT: 2, twice
- FTA: 3, vs. Wyoming (2/17/21)
- ASST: 3, vs. Wyoming (2/17/21)
- TO: 4, at Air Force (2/22/21)
- BLK: 4, twice
- STL: 1, 5 times
- MIN: 34, at Fresno State (1/28/21)



CAREER STATISTICS

Year	G-GS	Min-Avg.	FG-FGA	Pct.	3FG-3FGA	Pct.	FT-FTA	Pct.	Off-Def.	Reb-Avg.	PF-DQ	Ast	TO	Blk	Stl	Pts-Avg
2018-19^	30-24	742-24.7	170-318	.535	4-23	.174	55-90	.611	92-212	304-10.1	69-1	36	69	67	18	399-13.3
2019-20^	18-18	475-26.4	158-260	.608	18-30	.600	36-52	.692	66-134	200-11.1	41-0	25	45	40	21	370-20.6
JUCO Total	48-42	1217-25.4	328-578	.567	22-53	.415	91-142	.641	158-346	504-10.5	110-1	61	114	107	39	769-16.0
2020-21	20-6	403-20.2	73-163	.448	6-28	.214	6-13	.462	29-51	80-4.0	30-0	15	25	28	5	158-7.9
Conf	16-5	334-20.9	56-127	.441	5-23	.217	5-11	.455	19-37	56-3.5	24-0	11	19	22	4	122-7.6
NCAA Total	20-6	403-20.2	73-163	.448	6-28	.214	6-13	.462	29-51	80-4.0	30-0	15	25	28	5	158-7.9

^ at Harcum

2019-20 GAME-BY-GAME (SOPHOMORE AT HARCUM)

Opponent	MP	FG-A	3G-A	FT-A	O-D-T	PF	A	TO	BS	ST	TP
vs. Shawnee*	25	9-13	1-2	2-2	2-5-7	3	2	2	1	1	21
at Vincennes*	33	6-14	0-1	0-0	3-6-9	3	0	1	2	0	12
Richard Bland					-DNP-						
Beaver County					-DNP-						
vs. Alleghany Md.*	25	11-16	1-2	2-2	3-13-16	1	3	2	4	0	25
at Cecil*	24	7-13	0-1	3-4	4-2-6	4	1	5	1	0	17
vs. Sullivan County*	32	8-13	0-0	3-5	6-4-10	0	0	1	3	0	19
RockTop Academy*	22	7-12	0-0	0-0	4-10-14	2	3	2	2	1	14
Rowan Burlington*	25	8-16	2-2	2-3	5-5-10	2	1	4	1	1	20
Baltimore City*	13	8-12	0-1	2-3	4-9-13	0	2	0	1	0	18
at Raritan Valley*	22	8-16	0-0	0-1	3-11-14	3	0	0	5	0	16
Delaware Tech*	21	7-11	0-1	2-2	4-8-12	1	2	5	1	1	16
at Harford*	24	8-15	1-2	0-0	0-4-4	0	2	3	1	4	17
vs. Potomac St*	25	8-13	2-3	2-3	2-2-4	4	2	3	1	2	20
vs. Howard (Md)*	32	7-13	2-3	2-4	3-6-9	3	2	3	1	0	18
at Frederick*	35	10-13	1-1	1-1	2-10-12	4	2	5	1	3	22
Harford*	25	8-15	2-2	5-7	4-9-13	1	0	2	2	3	23
Morris*	29	15-23	1-3	3-5	8-11-19	3	0	3	6	2	34
CCBC Dundalk*	37	13-18	4-5	1-4	5-11-16	4	1	2	6	1	31
Olympus Prep*	26	10-14	1-1	6-6	4-8-12	3	2	2	2	1	27
Monroe College					-DNP-						
Essex County					-DNP-						
at Manor					-DNP-						
at ASA Brooklyn					-DNP-						
Hamilton Hall Acad.					-DNP-						
at Hagerstown					-DNP-						
at Rowan Burlington					-DNP-						
at Monroe College					-DNP-						
at Mercer County					-DNP-						
ASA Brooklyn					-DNP-						
vs. Monroe College					-DNP-						

* game started

2018-19 GAME-BY-GAME (FRESHMAN AT HARCUM)

Opponent	MP	FG-A	3G-A	FT-A	O-D-T	PF	A	TO	BS	ST	TP
Manor*	20	7-11	0-0	1-4	2-4-6	3	0	0	5	0	15
CCBC Catonsville*	20	7-9	0-1	5-6	2-10-12	2	1	3	3	0	19
at Chesapeake*	26	9-16	0-0	2-4	4-9-13	1	1	1	2	2	20
at Delaware Tech*	17	5-8	0-0	0-2	4-5-9	2	0	0	0	0	10
Richard Bland*	31	5-12	0-1	3-3	4-6-10	0	0	1	0	2	13
Eastern Florida St*	36	6-13	1-3	7-8	5-5-10	2	0	3	2	2	20
Bucks County*	14	7-8	0-0	0-0	0-5-5	1	2	1	1	0	14
at Lackawanna*	32	7-11	0-1	1-2	5-10-15	4	0	5	2	0	15
vs. Cape Fear*	16	3-8	0-1	6-8	4-6-10	3	0	1	2	0	12
vs. Central Florida*	34	7-17	0-1	0-2	5-8-13	3	0	4	1	0	14
Mercer County*	22	10-14	0-1	0-0	5-7-12	2	0	4	1	0	20
Raritan Valley*	19	6-9	0-0	1-2	4-9-13	3	1	2	1	1	13
at Rowan Burlington*	22	5-14	0-2	2-2	5-3-8	2	1	1	2	2	12
Harford*	32	8-11	1-1	9-11	3-12-15	3	3	1	6	0	26
at Harford	33	8-12	0-0	0-0	4-9-13	4	0	3	4	0	16
at Eastern Florida St*	20	5-10	1-3	0-3	2-3-5	2	0	3	2	0	11
vs. Miami Dade					-DNP-						
vs. Central Florida	24	7-14	0-0	0-2	3-3-6	2	5	2	2	0	14
at Palm Beach St*	25	4-8	0-1	4-6	2-8-10	2	2	6	3	0	12
at Essex County*	12	3-6	0-0	0-0	1-1-2	0	1	1	0	0	6
Baltimore City*	33	6-8	0-0	2-2	1-9-10	3	0	2	1	1	14
at Monroe College*	32	5-12	0-1	2-5	5-6-11	3	1	4	2	0	12
Hagerstown	25	5-7	0-0	2-3	4-4-8	3	4	1	2	0	12
Rowan Burlington	25	5-11	0-1	2-2	2-5-7	5	3	3	1	1	12
ASA Brooklyn	31	8-15	0-0	0-2	3-14-17	0	3	3	6	0	16
at Raritan Valley	15	7-14	0-0	2-3	1-10-11	2	3	2	2	2	16
Monroe College*	32	5-11	0-2	1-2	1-13-14	3	0	3	2	1	11
at ASA Brooklyn*	22	2-7	0-0	1-2	0-7-7	2	0	0	0	1	5
at Morris*	22	0-2	0-0	2-2	4-5-9	2	4	3	7	0	2
Hamilton Hall Acad.					-DNP-						
vs. ASA Brooklyn*	24	4-9	1-2	0-1	2-9-11	2	1	2	4	3	9
at Monroe College*	26	4-11	0-1	0-1	5-7-12	4	0	4	1	0	8

* game started

SAQUAN SINGLETON

6-6 | 190 | Sr. | Bronx, N.Y.
Monsignor Scanlan HS
Hutchinson CC



1



OF NOTE

- New Mexico's leading returning scorer, rebounder and assist-leader coming into 2021-22
- One of two Lobos to start every game last season
- In 2020-21, became the first Lobo to have a double-figure rebound game and double-figure assist game in the same season since Darrington Hobson in 2009-10
- Came to UNM after two seasons at Hutchinson Community College in Kansas

2020-21 SEASON (JUNIOR)

- Started all 22 games
- Averaged 8.0 points, 4.5 rebounds and 3.4 assists per game
- Had seven double-figure scoring games and three double-doubles
- Scored a season-high 17 points at Dixie State (Jan. 13)
- Had 13 points and 10 assists for his first double-double vs. Our Lady of the Lake (Dec. 15)
- Posted two double-doubles in Mountain West play, 14 points and 11 assists vs. San Jose State (Jan. 23) and 14 points and 10 rebounds at Fresno State (Jan. 28)
- His 13 assists at Air Force (Feb. 22) were the most by a Lobo since Willie Banks vs. Idaho State in 1991-92

2019-20 SEASON (SOPHOMORE AT HUTCHINSON)

- Started all 32 games of the season
- Averaged 11.8 points and 7.3 rebounds per game
- Second Team All-Region VI
- First Team All-Jayhawk West
- Scored double figures in 22 games
- Had a triple-double with 14 points, 13 rebounds and 11 assists against Northeast Oklahoma A&M (Nov. 12)
- Scored a season-high 20 points vs. Cloud County (Dec. 11)
- Had a career-high 13 assists vs. Iowa Western (Nov. 16)

2018-19 SEASON (FRESHMAN AT HUTCHINSON)

- Appeared in all 34 games, starting 30
- Averaged 8.9 points and 5.8 rebounds per game
- Had 13 double-figure scoring games
- Scored a season-high 21 points vs. Cowley (Jan. 12)
- Grabbed a season-high 12 rebounds vs. Pratt (Jan. 19)

HIGH SCHOOL

- Played at Monsignor Scanlan in Bronx, N.Y.
- Averaged 15 points, seven rebounds and five assists per game as a senior
- Scored over 1,000 points in high school career

PERSONAL

- Birthday is April 6
- Son of Shawniqua Epperson and Yokun Singleton
- Has two brothers, Nukoy Singleton and Lindel Robinson

2020-21 GAME-BY-GAME (JUNIOR)

Opponent	MP	FG-A	3G-A	FT-A	O-D-T	PF	A	TO	BS	ST	TP
at Rice*	24	1-3	0-0	2-2	1-4-5	2	4	1	1	0	4
vs. Our Lady of Lake*	22	6-9	0-0	1-2	4-6-10	2	4	2	0	0	13
vs. LeTourneau*	19	2-5	0-1	3-7	3-5-8	1	2	1	0	0	7
at Boise State*	22	2-3	0-0	1-5	3-1-4	0	3	2	0	0	5
at Boise State*	21	1-8	0-0	6-7	0-0-0	1	0	2	0	2	8
vs. Nevada*	29	3-9	0-1	2-5	2-3-5	2	4	1	1	3	8
vs. Nevada*	30	2-5	0-1	6-10	0-2-2	1	1	0	0	1	10
vs. Utah State*	19	3-8	0-0	3-4	1-1-2	3	0	2	0	1	9
vs. Utah State*	7	0-3	0-1	0-0	0-0-0	1	0	1	0	1	0
at Dixie State*	36	5-8	0-0	7-10	2-4-6	3	4	1	4	1	17
at UNLV*	25	0-0	0-0	7-9	0-5-5	3	3	3	0	0	7
at UNLV*	33	4-9	0-0	3-6	2-4-6	3	6	4	1	4	11
vs. San Jose State*	28	2-9	0-0	1-2	2-2-4	1	5	1	0	1	5
vs. San Jose State*	31	7-9	0-0	0-3	0-2-2	4	11	1	1	1	14
at Fresno State*	35	6-9	0-0	2-4	1-9-10	4	1	9	1	1	14
at Fresno State*	29	1-8	0-2	4-7	3-3-6	3	1	5	1	1	6
vs. Wyoming*	29	4-9	2-4	3-8	1-7-8	5	4	1	0	1	13
vs. Wyoming*	14	1-5	0-1	0-2	0-1-1	5	1	3	0	0	2
at Air Force*	33	2-5	0-0	1-2	2-4-6	1	13	1	0	2	5
at Air Force*	26	2-6	0-0	3-5	1-3-4	3	2	5	2	0	7
at Colorado State*	25	2-6	0-1	1-5	4-1-5	1	5	3	3	0	5
vs. Fresno State*	29	3-6	0-0	1-6	0-0-0	2	1	2	0	0	7

* game started

CAREER HIGHS (NCAA)

- PTS: 17, at Dixie State (1/13/21)
- REB: 10, twice
- FG: 7, vs. San Jose State (1/23/21)
- FGA: 9, 7 times
- 3FG: 2, vs. Wyoming (2/17/21)
- 3FGA: 4, vs. Wyoming (2/17/21)
- FT: 7, twice
- FTA: 10, twice
- ASST: 13, at Air Force (2/22/21)
- TO: 9, at Fresno State (1/28/21)
- BLK: 3, at Colorado State (3/3/21)
- STL: 4, at UNLV (1/18/21)
- MIN: 36, at Dixie State (1/13/21)



CAREER STATISTICS

Year	G-GS	Min-Avg.	FG-FGA	Pct.	3FG-3FGA	Pct.	FT-FTA	Pct.	Off-Def.	Reb-Avg.	PF-DQ	Ast	TO	Blk	Stl	Pts-Avg
2018-19^	34-30	801-23.6	119-228	.522	1-9	.111	62-134	.463	40-156	196-5.8	101-5	96	74	20	48	301-8.9
2019-20^	32-32	990-30.9	153-282	.543	0-1	.000	70-130	.538	65-168	233-7.3	77-3	154	100	27	47	376-11.8
JUCO Total	66-62	1791-27.1	272-510	.533	1-10	.100	132-264	.500	105-324	429-6.5	178-8	250	174	47	95	677-10.3
2020-21	22-22	566-25.7	59-142	.415	2-12	.167	57-111	.514	32-67	99-4.5	51-2	75	51	15	20	177-8.0
Conf	17-17	436-25.6	42-111	.378	2-11	.182	43-84	.512	22-48	70-4.1	41-2	60	44	10	19	129-7.6
NCAA Total	22-22	566-25.7	59-142	.415	2-12	.167	57-111	.514	32-67	99-4.5	51-2	75	51	15	20	177-8.0

^ at Hutchinson

2019-20 GAME-BY-GAME (SOPHOMORE AT HUTCHINSON)

Opponent	MP	FG-A	3G-A	FT-A	O-D-T	PF	A	TO	BS	ST	TP
vs. Eastern Okla. St*	32	5-7	0-0	2-2	2-6-8	3	7	4	0	2	12
vs. Midland*	35	4-6	0-0	1-2	1-2-3	2	5	1	0	1	9
Murray State*	29	5-6	0-0	6-7	2-9-11	1	4	4	0	1	16
Labette*	25	4-5	0-0	1-3	1-8-9	1	1	3	2	1	9
NE Oklahoma A&M*	38	6-11	0-0	2-3	6-7-13	1	11	2	0	3	14
vs. Monroe College*	23	1-6	0-0	1-2	2-6-8	2	4	3	0	1	3
vs. Iowa Western*	34	5-8	0-0	1-4	3-3-6	2	13	1	0	1	11
Hesston*	27	6-7	0-0	0-0	2-6-8	0	9	2	0	2	12
Coffeyville*	27	5-7	0-0	2-2	2-7-9	3	5	3	1	2	12
at Independence*	40	4-8	0-0	8-12	2-4-6	2	4	9	0	1	16
Neosho County*	31	3-7	0-0	7-8	0-5-5	0	8	1	1	1	13
at Butler*	20	3-6	0-0	0-4	2-7-9	5	1	3	0	0	6
Cloud County*	37	5-13	0-0	10-12	6-5-11	2	4	6	2	1	20
Allen County*	33	5-12	0-0	4-8	1-3-4	5	3	3	0	1	14
Kansas City Kansas*	24	8-10	0-0	2-4	1-6-7	1	7	2	3	1	18
at Cowley*	37	8-14	0-0	1-8	1-5-6	1	5	8	1	2	17
NW Kansas Tech*	33	5-11	0-0	1-3	0-4-4	4	4	3	3	3	11
at Garden City*	23	6-9	0-0	1-3	0-6-3	3	5	1	0	1	13
at Pratt*	40	3-10	0-0	3-5	3-5-8	4	1	3	0	1	9
Dodge City*	26	6-11	0-0	4-7	2-4-6	4	9	3	1	1	16
at Colby*	39	8-15	0-0	1-3	3-3-6	3	3	4	0	3	17
Barton*	28	5-7	0-0	2-5	2-1-3	2	5	3	2	4	12
at Seward County*	28	3-8	0-0	0-0	1-4-5	2	3	4	0	1	6
at NW Kansas Tech*	32	4-7	0-1	2-4	0-4-4	2	3	1	0	0	10
Garden City*	26	6-8	0-0	0-1	0-9-9	1	1	1	1	1	12
Pratt*	36	4-10	0-0	0-0	3-5-8	2	4	3	1	2	8
at Dodge City*	35	3-5	0-0	2-4	2-6-8	3	4	2	1	1	8
Colby*	40	7-12	0-0	2-5	1-5-6	2	4	6	2	1	16
at Barton*	31	4-7	0-0	0-3	3-6-9	2	4	3	1	2	8
Seward County*	33	3-9	0-0	0-0	3-9-12	4	4	4	3	2	6
Allen County*	23	5-14	0-0	0-0	8-5-13	3	3	1	1	3	10
vs. Cowley*	25	4-6	0-0	4-6	0-3-3	5	6	3	1	0	12

* game started

2018-19 GAME-BY-GAME (FRESHMAN AT HUTCHINSON)

Opponent	MP	FG-A	3G-A	FT-A	O-D-T	PF	A	TO	BS	ST	TP
Northeast*	25	4-9	0-0	2-7	3-4-7	1	2	1	1	3	10
NE Oklahoma A&M*	31	3-9	1-1	2-7	3-4-7	4	4	2	0	4	9
No. Oklahoma Enid*	16	1-4	0-1	0-3	0-4-4	1	3	1	0	3	2
vs. Spring Creek Acad*	24	3-10	0-1	2-4	0-1-1	2	6	1	0	2	8
vs. Redlands*	22	3-6	0-0	1-2	2-6-8	3	6	4	0	0	7
vs. Murray State*	24	5-7	0-0	0-0	0-3-3	1	4	2	0	2	10
vs. Labette*	16	1-6	0-1	1-4	3-2-5	4	3	3	0	1	3
No. Oklahoma Enid*	23	3-9	0-1	0-0	2-7-9	1	6	2	0	1	6
Hesston*	22	6-9	0-0	1-1	2-5-7	3	1	1	1	1	13
at Coffeyville*	24	0-3	0-0	2-4	0-2-2	2	1	1	1	3	2
Independence*	18	1-4	0-0	2-2	0-3-3	4	4	2	0	2	4
at Neosho County*	38	5-8	0-0	5-12	1-8-9	2	5	2	4	2	15
Butler*	24	2-3	0-0	2-3	1-2-3	4	1	2	0	1	6
at Cloud County	29	3-6	0-0	6-12	1-3-4	3	3	1	1	1	12
at Allen County*	23	7-8	0-0	1-2	1-4-5	5	1	1	1	2	15
Cowley*	21	7-10	0-0	7-7	2-6-8	3	1	2	1	1	21
at NW Kansas Tech*	22	4-4	0-0	1-3	1-4-5	5	4	1	1	0	9
Garden City*	27	6-13	0-0	1-3	3-5-8	5	2	3	1	1	13
Pratt*	21	1-5	0-0	3-4	3-9-12	5	0	5	2	0	5
at Dodge City*	31	6-10	0-0	4-5	0-9-9	3	2	4	0	3	16
Colby*	28	4-7	0-0	0-3	1-7-8	2	4	3	1	3	8
at Barton*	22	3-5	0-1	3-5	1-8-9	5	1	5	0	0	9
Seward County	27	3-5	0-0	4-8	1-7-8	4	2	1	0	3	10
NW Kansas Tech*	20	4-4	0-0	1-1	0-1-1	3	4	3	1	0	9
at Garden City*	20	3-4	0-0	0-2	0-3-3	2	1	1	0	1	6
at Pratt	32	2-4	0-0	1-3	1-6-7	2	1	0	1	1	5
Dodge City*	15	5-6	0-0	1-2	1-7-8	2	2	3	0	1	11
at Colby*	21	3-9	0-0	2-7	1-7-8	4	2	3	0	2	8
Barton*	22	1-5	0-0	0-0	0-4-4	3	4	1	2	0	2
at Seward County*	22	4-7	0-0	4-7	2-4-6	4	3	4	0	2	12
Allen County*	20	6-11	0-1	0-3	0-1-1	1	3	1	0	1	12
vs. Pratt	28	4-5	0-1	1-4	1-4-5	1	3	5	0	0	9
vs. Coffeyville*	17	2-4	0-0	1-2	1-3-4	3	2	1	0	1	5
vs. Seward County*	26	4-9	0-1	1-2	2-3-5	4	5	2	1	0	9

* game started

JORDAN ARROYO

6-7 | 225 | Sr. | Albuquerque, N.M.
Atrisco Heritage Academy



33



OF NOTE

- Non-scholarship player who was an All-State player at Atrisco Heritage High School in Albuquerque
- Appeared in 28 games, including three starts, in UNM career

2020-21 SEASON (JUNIOR)

- Appeared in two games off the bench

2019-20 SEASON (SOPHOMORE)

- Appeared in 14 games, starting one
- Scored a season-high four points vs. San Diego State (Jan. 29) and at Boise State (Feb. 23)
- Grabbed a career-high seven rebounds vs. San Diego St (Jan. 29)
- Played a career-high 22 minutes at Air Force (Feb. 26)

2018-19 SEASON (FRESHMAN)

- Appeared in 12 games, starting two
- Scored a career-high six points at Univ. of the Southwest (Dec. 30)
- Grabbed a season-high five rebounds at New Mexico St (Dec. 4)
- Made first career start vs. UTEP (Nov. 24)

HIGH SCHOOL

- Helped Atrisco Heritage High School to the 2018 6A State Championship and district titles in 2017 and 2018
- First-Team All-State as a senior
- Averaged 14 points, 10 rebounds and four blocks per game
- Played AAU ball for NM Little Dogs, NM Power and Bairstow Boomers

PERSONAL

- Birthday is October 6
- Son of Kimberly and Francisco Arroyo
- Has six siblings: Desiree, Jeannette, Francisco, Sara, Olivia and Elijah

2020-21 GAME-BY-GAME (JUNIOR GAMES PLAYED)

Opponent	MP	FG-A	3G-A	FT-A	O-D-T	PF	A	TO	BS	ST	TP
at Boise State	2	0-0	0-0	0-0	0-0-0	0	0	0	0	0	0
vs. Utah State	2	0-0	0-0	0-0	1-0-1	0	0	0	0	0	0

2019-20 GAME-BY-GAME (SOPHOMORE GAMES PLAYED)

Opponent	MP	FG-A	3G-A	FT-A	O-D-T	PF	A	TO	BS	ST	TP
Eastern New Mexico	3	0-0	0-0	0-0	0-1-1	0	0	0	0	0	0
CSUN	2	0-0	0-0	0-2	0-0-0	1	0	0	0	0	0
Grand Canyon	1	1-1	0-0	0-0	0-0-0	1	0	0	0	0	2
Houston Baptist	2	0-1	0-0	0-0	0-0-0	0	0	0	1	0	0
Fresno State	1	0-0	0-0	0-0	0-0-0	0	0	0	0	0	0
at Colorado State	4	0-0	0-0	0-0	0-0-0	0	0	0	0	0	0
San Jose State	5	0-0	0-0	0-0	0-1-1	2	0	0	0	0	0
at Nevada	11	0-0	0-0	0-0	0-1-1	1	0	0	2	0	0
San Diego State	21	1-4	0-0	2-2	6-1-7	1	1	0	0	0	4
at Fresno State*	14	0-0	0-0	0-0	0-1-1	1	0	1	0	0	0
Wyoming	2	0-1	0-1	2-2	0-1-1	0	0	0	0	0	2
at Boise State	15	2-2	0-0	0-0	0-0-0	1	0	2	0	0	4
at Air Force	22	1-3	0-0	0-0	1-4-5	2	0	0	1	1	2
Utah State	2	0-0	0-0	0-0	0-0-0	0	0	0	0	0	0

* game started

2018-19 GAME-BY-GAME (FRESHMAN GAMES PLAYED)

Opponent	MP	FG-A	3G-A	FT-A	O-D-T	PF	A	TO	BS	ST	TP
at CSUN	8	0-0	0-0	2-2	0-2-2	0	0	1	0	0	2
Iona	4	0-0	0-0	0-0	0-0-0	0	0	0	0	0	0
New Mexico State	6	1-1	0-0	0-1	1-0-1	1	0	1	0	0	2
UTEP*	10	1-2	0-0	0-0	0-0-0	1	0	0	1	0	2
at Bradley*	4	0-0	0-0	0-0	0-0-0	0	0	0	0	0	0
at New Mexico State	12	1-1	0-0	0-4	2-3-5	3	0	0	1	1	2
vs. Saint Mary's	10	1-2	0-0	0-0	2-0-2	0	0	0	0	0	2
at Univ. of Southwest	5	3-3	0-0	0-0	0-1-1	1	0	0	0	0	6
at San Diego State	1	0-0	0-0	0-0	0-0-0	0	0	0	0	0	0
Wyoming	3	0-0	0-0	0-0	1-0-1	1	0	0	1	1	0
San Jose State	3	0-0	0-0	1-2	1-0-1	0	0	0	0	0	1
Colorado State	3	0-0	0-0	0-0	0-0-0	1	0	0	0	0	0

* game started

CAREER HIGHS

PTS: 6, at University of the Southwest (12/30/18)
 REB: 7, vs. San Diego State (1/29/20)
 BLK: 2, at Nevada (1/25/20)
 MIN: 22, at Air Force (2/26/20)

CAREER STATISTICS

Year	G-GS	Min-Avg.	FG-FGA	Pct.	3FG-3FGA	Pct.	FT-FTA	Pct.	Off-Def.	Reb-Avg.	PF-DQ	Ast	TO	Blk	Stl	Pts-Avg
2018-19	12-2	71-5.9	7-9	.778	0-0	.000	3-9	.333	7-6	13-1.1	8-0	0	2	3	2	17-1.4
Conf	4-0	10-2.5	0-0	.000	0-0	.000	1-2	.500	2-0	2-0.5	2-0	0	0	1	1	1-0.3
2019-20	14-1	105-7.5	5-12	.417	0-1	.000	4-6	.667	7-10	17-1.2	10-0	1	3	4	1	14-1.0
Conf	10-1	97-9.7	4-10	.400	0-1	.000	4-4	1.000	7-9	16-1.6	8-0	1	3	3	1	12-1.2
2020-21	2-0	4-2.0	0-0	.000	0-0	.000	0-0	.000	1-0	1-0.5	0-0	0	0	0	0	0-0.0
Conf	2-0	4-2.0	0-0	.000	0-0	.000	0-0	.000	1-0	1-0.5	0-0	0	0	0	0	0-0.0
CAREER	28-3	180-6.4	12-21	.571	0-1	.000	7-15	.467	15-16	31-1.1	18-0	1	5	7	3	31-1.1

CLAY PATTERSON

6-1 | 190 | R-Sr. | Rio Rancho, N.M.
Rio Rancho HS
Fort Lewis



20



OF NOTE

- Non-scholarship player who was an All-State player at Rio Rancho High School
- Appeared in 21 games off the bench in New Mexico career
- Redshirted at Fort Lewis in 2017-18 before transferring to UNM

2020-21 SEASON (JUNIOR)

- Appeared in nine games off the bench
- Made first career 3-pointer vs Our Lady of the Lake (Dec. 15)
- Matched a career high with two rebounds vs. LeTourneau (Dec. 17)

2019-20 SEASON (SOPHOMORE)

- Appeared in nine games off the bench
- Scored a career-high four points vs. San Jose State on 4-4 from the free throw line (Jan. 21)

2018-19 SEASON (FRESHMAN)

- Appeared in three games off the bench
- Played a career-high eight minutes at Univ. of the Southwest in his collegiate debut (Dec. 30)
- Scored first career points from the FT line vs. Wyoming (Jan. 19)

HIGH SCHOOL

- 2016 Gatorade and USA Today New Mexico Player of the Year
- 2016 New Mexico Mr. Basketball
- Led Rio Rancho to 2016 State Championship
- Shot 55 percent from 3pt range in 2016 state tournament
- Led state of New Mexico in scoring in 2016

PERSONAL

- Birthday is April 8
- Son of Valerie and Dave Patterson
- Has three siblings, Austin Brady and David

2020-21 GAME-BY-GAME (JUNIOR GAMES PLAYED)

Opponent	MP	FG-A	3G-A	FT-A	O-D-T	PF	A	TO	BS	ST	TP
at Rice	2	0-0	0-0	0-0	0-0-0	0	0	0	0	0	0
vs. Our Lady of Lake	7	1-1	1-1	0-0	0-0-0	1	1	0	0	0	3
vs. LeTourneau	7	0-3	0-2	0-0	0-2-2	2	1	1	0	0	0
at Boise State	4	0-1	0-1	1-2	0-1-1	0	0	0	0	0	1
at Boise State	2	0-1	0-1	0-0	0-0-0	0	0	0	0	0	0
vs. Utah State	3	0-1	0-1	0-0	0-0-0	0	0	0	0	1	0
at Fresno State	2	0-0	0-0	0-0	0-0-0	0	0	0	0	0	0
at Colorado State	6	0-1	0-1	0-0	0-0-0	0	1	0	0	0	0
vs. Fresno State	5	0-0	0-0	0-0	0-0-0	2	1	0	0	0	0

2019-20 GAME-BY-GAME (SOPHOMORE GAMES PLAYED)

Opponent	MP	FG-A	3G-A	FT-A	O-D-T	PF	A	TO	BS	ST	TP
Eastern New Mexico	3	0-1	0-1	0-0	0-0-0	0	0	0	0	0	0
CSUN	1	0-0	0-0	0-0	0-0-0	0	0	0	0	0	0
Grand Canyon	1	0-0	0-0	0-0	0-0-0	0	0	0	0	0	0
Houston Baptist	2	0-0	0-0	2-2	0-1-1	0	0	0	0	0	2
Fresno State	1	0-0	0-0	0-0	0-0-0	0	0	0	0	0	0
at Colorado State	2	0-0	0-0	0-0	0-1-1	0	0	0	0	0	0
San Jose State	3	0-0	0-0	4-4	0-1-1	0	1	0	0	0	4
San Diego State	6	0-1	0-1	0-0	0-0-0	0	1	1	0	1	0
Wyoming	2	0-0	0-0	0-0	0-0-0	1	1	0	0	0	0

2018-19 GAME-BY-GAME (FRESHMAN GAMES PLAYED)

Opponent	MP	FG-A	3G-A	FT-A	O-D-T	PF	A	TO	BS	ST	TP
at Univ. of Southwest	8	0-3	0-2	0-0	1-0-1	0	1	0	0	0	0
Wyoming	2	0-1	0-1	2-2	0-0-0	0	0	0	0	0	2
San Jose State	3	0-0	0-0	0-0	0-2-2	0	0	0	0	0	0

CAREER HIGHS

- PTS: 4, vs. San Jose State (1/21/20)
- REB: 2, twice
- FT: 4, vs. San Jose State (1/21/20)
- MIN: 8, at University of the Southwest (12/30/18)

CAREER STATISTICS

Year	G-GS	Min-Avg.	FG-FGA	Pct.	3FG-3FGA	Pct.	FT-FTA	Pct.	Off-Def.	Reb-Avg.	PF-DQ	Ast	TO	Blk	Stl	Pts-Avg
2018-19	3-0	13-4.3	0-4	.000	0-3	.000	2-2	1.000	1-2	3-1.0	0-0	1	0	0	0	2-0.7
Conf	2-0	5-2.5	0-1	.000	0-1	.000	2-2	1.000	0-2	2-1.0	0-0	0	0	0	0	2-1.0
2019-20	9-0	21-2.3	0-2	.000	0-2	.000	6-6	1.000	0-3	3-0.3	1-0	3	1	0	1	6-0.7
Conf	5-0	14-2.8	0-1	.000	0-1	.000	4-4	1.000	0-2	2-0.4	1-0	3	1	0	1	4-0.8
2020-21	9-0	38-4.2	1-8	.125	1-7	.143	1-2	.500	0-3	3-0.3	5-0	4	1	0	1	4-0.4
Conf	4-0	14-3.5	0-3	.000	0-3	.000	1-2	.500	0-1	1-0.3	0-0	1	0	0	0	1-0.3
CAREER	21-0	72-3.4	1-14	.071	1-12	.083	9-10	.900	1-8	9-0.4	6-0	8	2	0	2	12-0.6

JAY ALLEN-TOVAR

6-9 | 220 | Jr. | San Jose, Calif.
Valley Christian HS
Salt Lake CC

21



OF NOTE

- Transferred to New Mexico in April of 2021 from Salt Lake Community College
- Averaged 10.6 points and 6.5 rebounds last season at Salt Lake, leading the team to the national tournament
- Was a JUCO All-American and an JUCO Academic All-American at Salt Lake Community College

2020-21 SEASON (SOPHOMORE AT SALT LAKE)

- Appeared in 24 games, starting 17
- Averaged 10.6 points and 6.5 rebounds per game
- Helped Salt Lake CC earn a spot in the national tournament
- Scored double figures in 14 games
- Had two double-doubles
- Had 20-points and a career-high 12 rebounds against South Georgia State in the NJCAA Tournament (Apr. 19) in a career-high 37 minutes
- Scored a career-high 22 points on 9-11 shooting at Utah State Eastern (Feb. 27)
- Had a career-high five blocks at Colorado Northwestern (Feb. 11)

2019-20 SEASON (FRESHMAN AT SALT LAKE)

- Appeared in 31 games, starting one
- Averaged 5.3 points and 2.7 rebounds per game
- Had six double-figure scoring games
- Scored a season-high 15 points vs. Colorado Northwestern (Jan. 4)
- Had 13 points in his first collegiate start vs. Impact Academy (Dec. 13)

HIGH SCHOOL

- Played at Valley Christian High School in California
- Averaged 25 points and eight rebounds per game as a senior
- Second Team All-League
- Averaged 18 points and 14 rebounds per game as a junior
- Also played for Lakeshow, Oakland Soldiers and Team Lillard

PERSONAL

- Birthday is August 12
- Son of Laura Tovar
- Has an older sister, Sabrie

2020-21 GAME-BY-GAME (SOPHOMORE AT SALT LAKE)

Opponent	MP	FG-A	3G-A	FT-A	O-D-T	PF	A	TO	BS	ST	TP
vs. Northwest*	20	5-11	1-5	1-3	0-5-5	2	1	1	3	1	12
Layton Christian Prep*	19	2-5	0-1	5-6	5-4-9	0	2	1	1	2	9
Central Wyoming*	18	5-8	1-4	1-1	2-2-4	0	0	0	0	1	12
at Western Wyoming*	15	0-3	0-3	0-0	1-0-1	0	1	1	0	3	0
Community Christian*	15	3-3	1-1	2-3	2-4-6	2	0	0	0	0	9
Eastern Wyoming*	20	3-5	0-0	2-2	3-8-11	0	1	1	3	1	8
All Stars*	14	6-7	0-0	2-2	2-3-5	0	1	0	1	0	14
Southern Idaho*	28	6-11	2-6	1-1	3-7-10	1	0	1	1	0	15
at Colorado NW*	30	7-10	1-1	1-2	3-6-9	0	0	2	5	0	16
Southern Nevada*	27	4-7	1-3	0-0	2-5-7	2	2	1	3	1	9
Utah State Eastern	20	4-6	0-0	3-5	0-6-6	2	1	0	1	1	11
at Snow*	24	4-7	1-2	2-3	1-4-5	0	0	1	1	0	11
at Southern Idaho*	27	3-9	1-5	2-3	1-5-6	3	1	1	2	1	9
at Utah State Eastern*	22	9-11	0-2	4-6	2-6-8	3	1	1	0	0	22
Colorado NW	6	0-1	0-1	0-0	0-0-0	0	0	1	1	0	0
at Southern Nevada	19	1-2	0-0	3-5	1-7-8	1	1	0	0	0	5
Snow					-DNP-						
Southern Nevada	7	1-3	0-0	0-0	0-0-0	0	0	1	0	0	2
at Colorado NW	20	5-8	0-1	0-0	3-6-9	3	1	2	0	1	10
at Snow	20	5-5	0-0	0-0	2-3-5	2	1	0	1	1	10
Utah State Eastern*	30	5-8	0-1	7-7	2-6-8	0	2	2	3	1	17
Southern Idaho*	36	4-7	1-4	1-2	3-5-8	3	3	2	0	1	10
Snow*	31	7-8	2-2	4-5	2-6-8	2	3	1	1	0	20
at Southern Idaho*	25	2-6	0-2	0-0	1-5-6	2	1	2	0	0	4
vs. South Georgia St*	37	8-12	0-3	4-9	3-9-12	3	2	0	2	1	20

2019-20 GAME-BY-GAME (FRESHMAN AT SALT LAKE)

Opponent	MP	FG-A	3G-A	FT-A	O-D-T	PF	A	TO	BS	ST	TP
at Chandler-Gibbert	13	2-4	0-0	2-2	3-0-3	0	0	0	0	0	6
at Central Arizona	8	3-5	0-0	0-0	3-1-4	0	1	1	2	0	6
Casper	15	2-3	1-2	2-3	0-1-1	2	0	2	0	1	7
Western Nebraska	4	1-1	0-0	0-0	0-3-3	1	0	0	0	0	2
vs. Central Wyoming	7	0-2	0-2	2-2	0-2-2	0	2	0	0	0	2
vs. Eastern Florida St	5	0-4	0-1	0-0	1-2-3	2	0	1	0	0	0
vs. Lamar	6	3-6	1-3	1-1	1-1-2	0	0	2	0	0	8
Eastern Wyoming	18	1-3	1-1	0-1	0-1-1	3	0	1	0	0	3
Northeastern	3	0-0	0-0	2-2	0-2-2	1	0	1	0	0	2
Western Wyoming	13	1-5	1-3	2-4	0-2-2	3	0	0	1	0	5
vs. Florida St J'ville	17	3-5	0-2	0-1	2-1-3	0	0	1	0	0	6
at Eastern Florida St	9	0-0	0-0	0-0	0-2-2	2	0	1	1	0	0
vs. Pensacola State	15	2-6	1-2	2-2	0-2-2	2	0	1	0	0	7
Impact Academy*	24	6-7	0-0	1-3	0-1-1	1	1	1	2	1	13
Tohono O'odham	22	3-4	0-0	4-4	0-1-1	4	4	0	1	0	10
vs. Midland	5	0-1	0-1	0-0	0-1-1	0	0	0	0	0	0
vs. New Mexico					-DNP-						
vs. South Plains					-DNP-						
Colorado NW	22	6-8	0-0	3-5	1-5-6	4	3	2	3	1	15
Southern Idaho	4	1-2	0-1	0-0	0-2-2	0	0	0	0	0	2
at Snow	4	0-0	0-0	0-0	1-0-1	0	0	1	2	0	0
at Utah State Eastern	14	3-4	0-1	0-0	0-4-4	1	0	0	1	1	6
Snow	5	1-1	1-1	0-0	0-2-2	0	0	1	0	0	3
at Colorado NW	19	1-2	0-0	2-2	2-2-4	0	2	1	4	0	4
at Southern Idaho	22	4-4	1-1	2-2	0-6-6	1	1	0	0	0	11
Utah State Eastern	5	0-4	0-2	1-2	0-1-1	1	0	0	0	0	1
Colorado NW	12	3-5	0-2	2-2	0-1-1	0	1	1	0	0	8
Southern Idaho	4	0-1	0-1	0-0	1-2-3	1	0	2	0	0	0
at Snow	18	5-6	1-2	0-0	1-3-4	0	2	0	1	0	11
at Utah State Eastern	24	5-10	0-4	2-3	0-5-5	0	1	0	0	0	12
vs. Utah State Eastern	9	1-2	1-1	0-0	1-4-5	0	1	0	0	0	3
vs. Snow	18	2-4	1-2	0-1	0-4-4	0	0	1	0	0	5
Eastern Arizona	14	2-4	1-2	2-2	1-1-2	1	0	1	2	2	7

* game started



CAREER HIGHS (JUCO)

- PTS: 22, at Utah State Eastern (2/27/21)
- REB: 12, vs. South Georgia State (4/19/21)
- FG: 9, at Utah State Eastern (2/27/21)
- FGA: 12, vs. South Georgia State (4/19/21)
- 3FG: 2, twice
- 3FGA: 6, vs. Southern Idaho (2/9/21)
- FT: 7, vs. Utah State Eastern (3/25/21)
- FTA: 9, vs. South Georgia State (4/19/21)
- ASST: 4, vs. Tohono O'odham (12/14/19)
- TO: 2, 9 times
- BLK: 5, at Colorado Northwestern (2/11/21)
- STL: 3, at Western Wyoming (1/30/21)
- MIN: 37, vs. South Georgia State (4/19/21)

CAREER STATISTICS

Year	G-GS	Min-Avg.	FG-FGA	Pct.	3FG-3FGA	Pct.	FT-FTA	Pct.	Off-Def.	Reb-Avg.	PF-DQ	Ast	TO	Blk	Stl	Pts-Avg
2019-20 [^]	31-1	378-12.2	61-113	.540	11-37	.297	32-44	.727	18-65	83-2.7	28-0	19	23	20	6	165-5.3
2020-21 [^]	24-17	530-22.1	99-163	.607	12-47	.255	45-65	.692	44-112	156-6.5	31-0	25	23	30	16	255-10.6
JUCO Total	55-18	908-16.5	160-276	.580	23-84	.274	77-109	.706	62-177	239-4.3	59-0	44	56	50	22	420-7.6

[^] at Salt Lake CC

JAELEN HOUSE

6-0 | 165 | Jr. | Phoenix, Ariz.
Shadow Mountain HS
Arizona State



10



OF NOTE

- Transferred to New Mexico in April of 2021 from Arizona State
- Had seven double figure scoring games for the Sun Devils over the last two seasons
- Father, Eddie House, is the all-time leading scorer at Arizona State and played 11 seasons in the NBA

2020-21 SEASON (SOPHOMORE AT ARIZONA STATE)

- Appeared in 21 games off the bench
- Averaged 5.3 points and 1.5 assists per game
- Scored double figures in three games
- Had 13 points and four assists vs. Houston Baptist (Nov. 29)
- Scored 13 points at Colorado on 5-7 shooting (Mar. 4)
- Matched a career high with five assists vs. Washington State in the Pac-12 Tournament (Mar. 10)

2019-20 SEASON (FRESHMAN AT ARIZONA STATE)

- Appeared in 30 games off the bench
- Averaged 3.9 points and 1.2 assists per game
- Had four double-figure scoring games
- Scored a career high 20 points vs. Rider (Nov. 17)
- Matched his career high with 20 points on 5-7 3FG vs. Texas Southern (Dec. 28)
- Scored seven points in his collegiate debut vs. Colorado in Shanghai, China (Nov. 8)
- Had 14 points and a career-high five assists vs. Central Connecticut (No. 14)

HIGH SCHOOL

- Played at Shadow Mountain High School, where he was coached by his uncle, former NBA point guard Mike Bibby
- Averaged 21.6 points and 5.3 assists as a senior
- Four-star recruit by 247Sports and the No. 12 point guard in the class of 2019
- Had 30 points and 14 steals in the 2018 Arizona High School Championship game to lead Shadow Mountain back from a

22-point second half deficit to win the title over Tucson Salpointe Catholic

PERSONAL

- Birthday is May 2
- Son of Charlsie and Eddie House
- Has three siblings, Kalek, Kaden and Carter
- Father, Eddie, played at Arizona State from 1997-00 where he was the 2000 Pac-10 Player of the Year, is still the school's all-time leading scorer and has his No. 5 retired, before playing 11 seasons in the NBA, winning a title with the 2008 Boston Celtics
- Uncle, Mike Bibby, played at Arizona where he helped the Wildcats win the 1997 NCAA Championship and was a consensus first-team All-American in 1998, before playing 14 seasons in the NBA
- Grandfather, Henry Bibby, helped UCLA win three NCAA titles from 1970-72 before playing nine seasons in the NBA and later coached in both the NBA and college, including 10 seasons as the head coach at USC (1996-04)

2020-21 GAME-BY-GAME (SOPHOMORE AT ASU)

Opponent	MP	FG-A	3G-A	FT-A	O-D-T	PF	A	TO	BS	ST	TP
vs. Rhode Island	8	0-2	0-1	0-0	0-2-2	1	0	1	0	2	0
vs. Villanova					-DNP-						
Houston Baptist	22	4-7	3-4	2-2	0-0-0	1	4	3	0	4	13
at California	15	1-2	1-1	2-2	0-1-1	2	0	0	0	0	5
San Diego State	13	1-3	1-2	0-0	0-1-1	0	1	0	0	1	3
at Grand Canyon	11	0-0	0-0	0-0	0-3-3	1	1	0	0	0	0
UTEP	11	0-1	0-1	0-0	0-0-0	1	0	0	0	1	0
UCLA					-DNP-						
USC					-DNP-						
at Oregon State	8	0-1	0-1	0-0	0-1-1	3	0	1	0	0	0
Arizona	4	0-0	0-0	0-0	0-0-0	0	1	1	0	0	0
at Arizona	17	3-7	2-6	0-0	0-0-0	3	3	3	0	0	8
California	23	3-4	0-1	0-1	0-1-1	0	1	0	0	3	6
Stanford	11	0-4	0-2	0-0	0-1-1	3	0	0	0	2	0
Oregon	23	3-7	2-4	0-0	1-2-3	2	3	3	0	0	8
Oregon State	22	2-4	0-1	2-3	0-0-0	0	2	1	0	3	6
at USC	28	2-7	2-4	0-0	0-5-5	2	1	2	0	1	6
at UCLA	20	2-3	1-1	0-0	0-3-3	1	2	1	0	1	5
Washington	23	2-8	2-7	0-0	0-2-2	2	1	1	0	4	6
Washington					-DNP-						
Washington State	29	4-8	2-6	0-0	0-2-2	1	1	0	0	2	10
at Colorado	26	5-7	3-5	0-1	0-1-1	3	3	2	0	2	13
at Utah	26	3-9	2-4	1-2	1-6-7	3	0	2	0	2	9
vs. Washington State	25	3-9	0-5	2-2	2-4-6	2	5	2	0	3	8
vs. Oregon	28	2-9	2-4	0-0	0-3-3	4	2	3	0	3	6

2019-20 GAME-BY-GAME (FRESHMAN AT ASU)

Opponent	MP	FG-A	3G-A	FT-A	O-D-T	PF	A	TO	BS	ST	TP
vs. Colorado	30	1-9	1-3	4-4	0-1-1	4	1	2	0	3	7
Central Connecticut	18	4-10	0-5	6-7	2-2-4	1	5	2	0	4	14
Rider	21	7-12	3-6	3-3	0-5-5	2	2	1	1	2	20
vs. St. John's	30	3-11	1-3	4-4	2-4-6	2	3	1	0	3	11
vs. Virginia	25	0-2	0-1	0-0	0-4-4	2	3	0	0	1	0
at Princeton	28	1-3	0-1	0-0	1-4-5	1	2	1	0	0	2
at San Francisco	18	0-4	0-1	0-0	0-1-1	3	1	2	0	1	0
Louisiana	16	3-7	2-4	1-1	1-3-4	4	1	2	0	1	9
Prairie View A&M	16	0-4	0-2	5-6	0-1-1	4	2	0	0	1	5
Georgia	22	1-3	0-1	0-0	0-1-1	1	3	3	0	6	2
vs. Saint Mary's	6	0-2	0-0	0-0	1-0-1	1	0	0	0	1	0
Creighton	20	1-6	1-4	0-0	0-2-2	1	1	3	0	0	3
Texas Southern	23	7-9	5-7	1-2	0-2-2	2	1	1	0	2	20
at Arizona	27	1-7	0-4	1-3	1-3-4	4	0	1	0	1	3
at Oregon State	13	0-0	0-0	1-2	0-1-1	1	1	0	0	0	1
at Oregon	26	3-6	1-2	2-2	0-1-1	3	1	0	0	0	9
Colorado	24	0-2	0-0	0-0	2-1-3	2	1	3	0	1	0
Utah					-DNP-						
Arizona	5	0-1	0-0	0-0	0-0-0	0	0	0	0	1	0
at Washington State	12	0-1	0-0	1-3	0-0-0	0	0	1	0	1	1
at Washington	6	0-2	0-1	0-0	0-0-0	1	1	0	0	1	0
UCLA	10	0-1	0-1	0-0	0-0-0	1	0	0	0	1	0
USC	13	0-1	0-0	0-0	0-5-5	0	0	2	1	1	0
at Stanford	10	1-3	1-3	0-0	0-0-0	2	0	0	0	0	3
at California	6	0-0	0-0	0-0	0-0-0	1	0	0	0	1	0
Oregon	9	0-4	0-2	1-2	0-0-0	1	4	0	0	3	1
Oregon State	9	0-2	0-2	1-2	0-2-2	1	0	0	0	0	1
at UCLA	7	0-3	0-2	0-0	0-1-1	2	0	0	0	0	0
at USC	16	1-5	1-3	2-2	0-1-1	3	1	0	0	1	5
Washington	9	0-2	0-1	0-0	1-1-2	1	1	0	0	0	0
Washington State	6	0-1	0-1	0-0	0-0-0	1	0	0	0	1	0

CAREER HIGHS

- PTS: 20, twice
- REB: 7, at Utah (3/6/21)
- FG: 7, twice
- FGA: 12, vs. Rider (11/17/19)
- 3FG: 5, vs. Texas Southern (12/28/19)
- 3FGA: 7, twice
- FT: 6, vs. Central Connecticut (11/14/19)
- FTA: 7, vs. Central Connecticut (11/14/19)
- ASST: 5, twice
- TO: 3, 6 times
- BLK: 1, twice
- STL: 6, vs. Georgia (12/14/19)
- MIN: 30, twice

CAREER STATISTICS

Year	G-GS	Min-Avg.	FG-FGA	Pct.	3FG-3FGA	Pct.	FT-FTA	Pct.	Off-Def.	Reb-Avg.	PF-DQ	Ast	TO	Blk	Stl	Pts-Avg
2019-20 [^]	30-0	481-16.0	34-123	.276	16-60	.267	33-43	.767	11-46	57-1.9	52-0	35	25	2	38	117-3.9
Conf	18-0	238-13.2	7-50	.140	4-25	.160	13-20	.650	4-17	21-1.2	28-0	11	9	1	16	31-1.7
2020-21 [^]	21-0	393-18.7	40-103	.388	23-59	.390	9-13	.692	4-38	42-2.0	33-0	31	26	0	34	112-5.3
Conf	14-0	275-19.6	30-72	.417	17-42	.405	5-9	.556	2-25	27-1.9	23-0	18	17	0	20	82-5.9
CAREER	51-0	874-17.1	74-226	.327	39-119	.328	42-56	.750	15-84	99-1.9	85-0	66	51	2	72	229-4.5

[^] at Arizona State

KJ
JENKINS

6-2 | 175 | R-Jr. | Atlanta, Ga.
Creekview HS
Kilgore College/North Georgia



OF NOTE

- Transferred to New Mexico in May of 2021 from Kilgore College
- Averaged 15.8 points and 4.0 rebounds last season at Kilgore
- Began his career at Division II North Georgia

2020-21 SEASON (SOPHOMORE AT KILGORE)

- Started all 23 games
- Averaged 15.8 points and 4.0 rebounds per game
- Led Kilgore to the Region XIV Championship
- Region XIV MVP and First Team All-Region
- Scored double figures in 19 games
- Had six 20-point games
- Made at least five 3-pointers in eight games
- Scored a season-high 26 points on 8-12 3FG at Bossier Parish CC (Mar. 28)
- Scored 25 points at Coastal Bend (Mar. 20)

2019-20 SEASON (R-FRESHMAN AT NORTH GEORGIA)

- Appeared in 20 games off the bench
- Averaged 14.4 points and 4.1 rebounds per game
- Had 17 double-figure scoring games
- Peach Belt Conference Freshman of the Year
- Scored a season-high 23 points vs. Lander (Feb. 15)
- Matched his season-high with 23 points at Georgia College (Feb. 22)
- Had first career double-double with 13 points and 11 rebounds vs. Columbus State (Feb. 12)

2018-19 SEASON (FRESHMAN AT NORTH GEORGIA)

- Redshirt season

HIGH SCHOOL

- Played at Creekview High School in Georgia
- All-time leading scorer in Creekview History
- Region Player of the Year as a senior
- Averaged 21 points, five rebounds and three assists per game as a senior
- Three-time First-Team All-County and First-Team All-Region

PERSONAL

- Birthday is July 15
- Son of Kerry and Brandee Jenkins
- Has eight siblings: Jami, Justin, Jacoryn, Destin, Kaleb, Chloe, Colton and Kendall

2020-21 GAME-BY-GAME (SOPHOMORE AT KILGORE)

Opponent	MP	FG-A	3G-A	FT-A	O-D-T	PF	A	TO	BS	ST	TP
at Trinity Valley*	29	8-18	5-12	2-2	0-3-3	3	4	2	0	0	23
Blinn*	33	5-17	3-10	1-1	0-3-3	2	3	2	0	1	14
at Paris*	28	3-10	0-2	3-3	0-2-2	1	0	0	0	0	9
Panola*	32	2-9	2-6	6-7	1-4-5	2	1	3	0	0	12
at Lamar St-Port Arthur*	36	5-13	5-9	0-0	0-5-5	2	2	5	0	0	15
Navarro*	35	2-10	1-4	0-0	0-2-2	1	5	1	0	2	5
Tyler*	33	6-12	4-8	2-2	2-5-7	2	6	3	0	0	18
Trinity Valley*	34	5-17	4-8	2-2	0-2-2	0	4	2	0	1	16
Jacksonville*	27	4-8	1-3	1-1	0-7-7	0	1	1	0	1	10
at Blinn*	33	7-14	7-12	1-2	0-6-6	2	4	0	0	1	22
Paris*	27	4-9	3-8	2-2	0-2-2	1	5	0	0	1	13
at Panola*	35	5-12	4-11	2-2	0-6-6	1	3	2	0	2	16
Lamar Sr-Port Arthur*	31	5-11	3-7	6-7	0-3-3	0	2	2	0	1	19
at Navarro*	27	3-12	3-9	0-0	0-3-3	0	2	2	0	1	9
at Coastal Bend*	27	7-11	5-8	6-6	0-2-2	1	5	1	0	0	25
at Jacksonville*	34	3-6	0-1	0-0	2-1-3	1	3	2	0	2	6
Bossier Parish*	19	5-10	4-8	0-0	0-2-2	2	0	1	0	2	14
at Bossier Parish*	29	9-14	8-12	0-0	0-3-3	2	1	1	0	0	26
at Tyler*	28	5-12	3-8	0-1	0-3-3	1	3	0	0	2	13
Victoria College*	15	5-8	5-7	0-0	1-4-5	0	2	0	0	0	15
vs. Blinn*	29	5-9	5-8	7-8	1-8-9	1	1	3	0	3	22
at Navarro*	30	8-14	7-12	1-1	0-6-6	3	2	1	0	0	24
vs. Trinity Valley*	34	5-13	3-8	5-7	1-3-4	1	3	3	0	1	18
vs. Hutchinson					-DNP-						

2019-20 GAME-BY-GAME (FRESHMAN AT NO. GEORGIA)

Opponent	MP	FG-A	3G-A	FT-A	O-D-T	PF	A	TO	BS	ST	TP
at Francis Marion	20	6-14	4-7	1-2	1-1-2	1	2	2	0	1	17
at UNC Pembroke	27	3-13	1-9	2-3	0-5-5	2	1	1	0	1	9
Flagler	20	5-13	3-7	4-5	0-2-2	3	3	1	0	1	17
at Ga Southwestern	24	5-8	3-4	3-3	0-8-8	3	1	1	0	1	16
Georgia College	17	2-7	2-5	2-2	0-3-3	5	1	0	0	2	8
Columbus State	16	2-5	2-3	0-0	0-4-4	1	4	0	0	1	6
at Lander	29	5-12	2-7	6-6	0-3-3	3	5	1	0	1	18
at Augusta	21	3-9	2-5	2-2	1-2-3	0	3	0	0	1	10
Clayton State	2	4-9	4-7	2-2	1-4-5	2	1	1	0	1	14
at Young Harris	26	8-14	3-8	3-3	1-2-3	3	2	2	0	1	22
at USC Aiken	21	5-12	1-4	0-0	1-6-7	2	0	1	0	0	11
Ga. Southwestern	24	6-8	5-6	2-2	0-4-4	3	2	1	1	0	19
UNC Pembroke	22	3-12	1-6	3-6	0-3-3	0	0	0	0	1	10
at Columbus State	30	4-10	1-4	4-4	2-9-11	1	3	1	0	0	13
Lander	28	7-14	4-9	5-6	0-4-4	4	1	1	0	1	23
Augusta	21	5-9	1-4	2-3	0-0-0	1	1	1	0	1	13
at Georgia College	33	6-13	3-8	8-8	0-3-3	3	2	2	0	1	23
Young Harris	30	4-12	1-7	3-4	0-6-6	1	2	0	0	1	12
at Clayton State	32	4-19	0-9	7-8	1-3-4	2	7	2	0	3	15
at UNC Pembroke	21	4-12	3-7	0-0	0-1-1	1	2	3	0	0	11



CAREER HIGHS (JUCO & D-III)

- PTS: 26, at Bossier Parish CC (3/28/21)
- REB: 11, at Columbus State (2/12/20)
- FG: 9, at Bossier Parish CC (3/28/21)
- FGA: 19, at Clayton State (2/29/20)
- 3FG: 8, at Bossier Parish CC (3/28/21)
- 3FGA: 12, 4 times
- FT: 8, at Georgia College (2/22/20)
- FTA: 8, 3 times
- ASST: 7, at Clayton State (2/29/20)
- TO: 5, at Lamar SC-Port Arthur (2/3/21)
- BLK: 1, vs. Georgia Southwestern (2/5/20)
- STL: 3, twice
- MIN: 36, at Lamar SC-Port Arthur (2/3/21)

CAREER STATISTICS

Year	G-GS	Min-Avg.	FG-FGA	Pct.	3FG-3FGA	Pct.	FT-FTA	Pct.	Off-Def.	Reb-Avg.	PF-DQ	Ast	TO	Blk	Stl	Pts-Avg
2019-20%	20-0	483-24.2	91-225	.404	46-126	.365	59-69	.855	8-73	81-4.1	41-0	43	21	1	19	287-14.4
Conf	19-0	462-24.3	87-213	.408	43-119	.361	59-69	.855	8-72	80-4.2	40-0	41	18	1	19	276-14.5
2020-21^	23-23	686-29.8	116-269	.431	85-181	.470	47-54	.870	8-85	93-4.0	29-0	62	37	0	21	364-15.8
Conf	20-20	593-29.6	98-233	.421	70-153	.458	34-38	.895	6-68	74-3.7	24-0	56	30	0	17	300-15.0

% at North Georgia; ^ at Kligore

JAMAL MASHBURN, Jr.

6-2 | 185 | So. | Miami, Fla.
Brewster Academy
Minnesota

5



OF NOTE

- Transferred to New Mexico in April of 2021 from Minnesota, where he played for Coach Richard Pitino
- Averaged 8.2 points per game as a freshman for the Golden Gophers
- Father, Jamal, Sr., was an All-American at Kentucky before playing 12 seasons in the NBA

2020-21 SEASON (FRESHMAN AT MINNESOTA)

- Appeared in all 29 games, starting the last eight
- Averaged 8.2 points and 1.6 assists per game
- Scored double figures in 12 games, including in 10 of the last 12 games of the season
- Scored a career-high 19 points at Indiana in his first career start (Feb. 17)
- Had 18 points vs. Ohio State in the Big Ten Tournament (Mar. 11)
- Had 10 points for first career double-figure game vs. Boston College in ACC/Big Ten Challenge (Dec. 8)
- Had a career-high four assists in a win over No. 7 Michigan (Jan. 16)
- Had five points in collegiate debut vs. Green Bay (Nov. 25)

HIGH SCHOOL

- Played at Brewster Academy in New Hampshire
- Helped the school to a pair of prep National Championships
- First-Team All-NEPSAC as a senior
- Played at Gulliver Prep in Miami before transferring to Brewster
- Played AAU ball for Team Breakdown and PSA Cardinals
- Helped PSA Cardinals reach the Elite 8 of the Peach Jam, averaging 25.0 points per game in the tournament

PERSONAL

- Birthday is Sept. 29
- Son of Michelle and Jamal Mashburn, Sr.
- Has four siblings: Taylor, Jordan, Kwame and Heavenly
- Father, Jamal, Sr., played at Kentucky for Rick Pitino from 1991-93, where he was the 1993 SEC Player of the Year and a consensus first-team All-American, before playing 12 seasons in the NBA, earning third-team All-NBA honors in 2003 with the New Orleans Hornets

2020-21 GAME-BY-GAME (FRESHMAN AT MINNESOTA)

Opponent	MP	FG-A	3G-A	FT-A	O-D-T	PF	A	TO	BS	ST	TP
Green Bay	14	2-6	0-3	1-2	0-0-0	0	2	1	0	1	5
Loyola Marymount	11	1-1	0-0	0-0	0-1-1	1	1	0	0	0	2
Loyola Marymount	12	1-4	1-3	0-0	0-0-0	0	1	1	0	0	3
North Dakota	8	0-2	0-1	0-0	0-0-0	0	0	0	0	0	0
Boston College	13	4-7	0-2	2-2	2-1-3	0	3	0	0	1	10
UMKC	19	1-3	0-0	4-4	0-0-0	1	3	0	0	0	6
at Illinois	17	1-7	0-3	0-2	0-1-1	0	0	1	0	0	2
Saint Louis	15	2-4	2-2	0-0	0-0-0	1	2	1	0	0	6
Iowa	24	2-10	0-5	4-4	0-2-2	2	3	1	0	0	8
Michigan State	23	1-4	0-1	3-3	0-2-2	1	0	1	0	1	5
at Wisconsin	20	1-7	1-3	0-0	0-4-4	1	0	1	0	0	3
Ohio State	11	4-5	2-2	0-0	0-2-2	2	0	2	0	0	10
at Michigan	15	2-6	0-2	0-0	0-1-1	0	1	2	0	1	4
at Iowa	16	2-8	1-5	2-2	0-0-0	1	2	0	0	0	7
Michigan	14	1-1	0-0	0-0	0-1-1	0	4	2	0	1	2
Maryland	23	2-5	1-3	4-4	0-1-1	3	3	1	1	0	9
at Purdue	16	2-5	2-4	0-0	0-0-0	0	0	1	0	0	6
at Rutgers	23	2-7	2-3	4-4	0-0-0	3	0	1	0	1	10
Nebraska	29	5-16	1-6	0-1	0-3-3	3	0	2	1	0	11
Purdue	24	3-7	0-2	0-1	0-0-0	1	2	0	0	0	6
at Maryland	26	5-11	2-4	2-2	1-2-3	2	3	1	0	0	14
at Indiana*	35	7-16	1-3	4-6	2-1-3	2	0	0	0	0	19
Illinois*	35	6-14	2-3	2-2	0-6-6	3	3	5	0	0	16
Northwestern*	39	6-12	1-5	0-0	0-2-2	2	3	0	0	2	13
at Nebraska*	35	4-15	2-6	2-2	0-1-1	4	0	1	0	0	12
at Penn State*	28	1-9	0-2	0-0	0-1-1	2	3	0	0	1	2
Rutgers*	36	5-17	1-5	6-7	1-5-6	1	2	2	0	1	17
vs. Northwestern*	28	4-12	0-2	3-6	0-0-0	4	1	3	1	1	11
vs. Ohio State*	32	8-22	2-7	0-0	1-1-2	2	3	0	0	1	18

* game started

CAREER HIGHS

PTS: 19, at Indiana (2/17/21)
 REB: 6, twice
 FG: 8, vs. Ohio State (3/11/21)
 FGA: 22, vs. Ohio State (3/11/21)
 3FG: 2, 8 times
 3FGA: 7, vs. Ohio State (3/11/21)
 FT: 6, vs. Rutgers (3/6/21)
 FTA: 7, vs. Rutgers (3/6/21)
 ASST: 4, vs. Michigan (1/16/21)
 TO: 5, vs. Illinois (2/20/21)
 BLK: 1, 3 times
 STL: 2, vs. Northwestern (2/25/21)
 MIN: 39, vs. Northwestern (2/25/21)



CAREER STATISTICS

Year	G-GS	Min-Avg.	FG-FGA	Pct.	3FG-3FGA	Pct.	FT-FTA	Pct.	Off-Def.	Reb-Avg.	PF-DQ	Ast	TO	Blk	Stl	Pts-Avg
2020-21 ^	29-8	641-22.1	85-243	.350	24-87	.276	43-54	.796	7-38	45-1.6	42-0	45	30	3	12	237-8.2
Conf	20-6	489-24.5	62-182	.341	9-67	.284	33-40	.825	4-35	39-2.0	33-0	29	24	2	8	176-8.8
CAREER	29-8	641-22.1	85-243	.350	24-87	.276	43-54	.796	7-38	45-1.6	42-0	45	30	3	12	237-8.2

^ at Minnesota

GETHRO MUSCADIN

6-10 | 225 | So. | Gonaives, Haiti
Aspire Academy
Kansas

35

Lobos



OF NOTE

- Transferred to New Mexico in May of 2021 from Kansas
- Appeared in 12 games last season with the Jayhawks
- A native of Haiti who played high school basketball at Aspire Academy in Louisville, Ky.

2020-21 SEASON (FRESHMAN AT KANSAS)

- Appeared in 12 games off the bench, including two NCAA Tournament games
- Appeared in five Big XII games
- Scored two points and grabbed 10 rebounds on the season
- Made collegiate debut in the season opener vs. Gonzaga, grabbing one rebound (Nov. 26)
- Set career-highs of two points and four rebounds vs. Omaha (Dec. 11)

HIGH SCHOOL

- Played at Aspire Academy in Louisville, Ky.
- Averaged 12.6 points, 9.3 rebounds and 1.6 blocks per game
- Had six double-doubles and nine games of double-figure rebounds
- Ranked as the No. 17 center in the class of 2020 by Rivals
- Played for YGC36 and helped the club win the 2020 Adidas Gauntlet

PERSONAL

- Birthday is August 30
- Son of Maclise Morency
- Has three older siblings: Dodley, Marcly and Marc-claudy

2020-21 GAME-BY-GAME (FRESHMAN AT KANSAS)

Opponent	MP	FG-A	3G-A	FT-A	O-D-T	PF	A	TO	BS	ST	TP
vs. Gonzaga	1	0-0	0-0	0-0	0-1-1	0	0	0	0	0	0
vs. Saint Joseph's	1	0-0	0-0	0-0	0-0-0	0	0	0	1	0	0
vs. Kentucky Washburn	6	0-0	0-0	0-0	-DNP-	3	0	0	0	0	0
North Dakota State					-DNP-						
Creighton					-DNP-						
Omaha	8	1-2	0-0	0-1	2-2-4	1	0	1	1	0	2
at Texas Tech					-DNP-						
West Virginia					-DNP-						
Texas	4	0-0	0-0	0-0	0-0-0	2	0	0	0	0	0
at TCU	3	0-0	0-0	0-0	0-1-1	1	0	0	0	0	0
Oklahoma					-DNP-						
at Oklahoma State					-DNP-						
at Baylor					-DNP-						
at Oklahoma					-DNP-						
TCU					-DNP-						
at Tennessee	1	0-0	0-0	0-0	0-0-0	0	0	0	0	0	0
Kansas State					-DNP-						
at West Virginia					-DNP-						
Oklahoma State					-DNP-						
Iowa State	4	0-0	0-0	0-0	0-1-1	0	0	0	0	0	0
at Iowa State					-DNP-						
at Kansas State	2	0-0	0-0	0-0	0-0-0	0	0	0	0	0	0
Texas Tech					-DNP-						
at Texas	0+	0-0	0-0	0-0	0-0-0	0	0	0	0	0	0
Baylor					-DNP-						
UTEP					-DNP-						
vs. Oklahoma					-DNP-						
vs. Eastern Wash.	1	0-0	0-0	0-0	0-0-0	0	0	0	0	0	0
vs. USC	2	0-0	0-0	0-0	0-1-1	0	0	0	0	0	0

CAREER HIGHS

PTS: 2, vs. Omaha (12/11/20)
 REB: 4, vs. Omaha (12/11/20)
 FG: 1, vs. Omaha (12/11/20)
 FGA: 2, vs. Omaha (12/11/20)
 FTA: 1, vs. Omaha (12/11/20)
 TO: 1, vs. Omaha (12/11/20)
 BLK: 1, twice
 MIN: 8, vs. Omaha (12/11/20)



CAREER STATISTICS

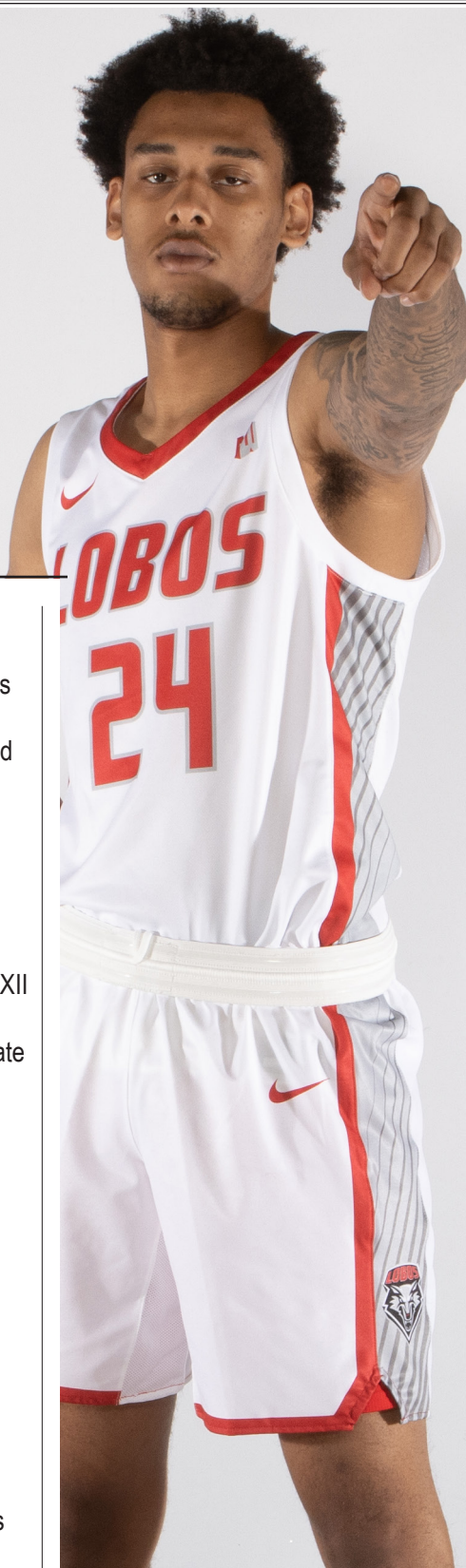
Year	G-GS	Min-Avg.	FG-FGA	Pct.	3FG-3FGA	Pct.	FT-FTA	Pct.	Off-Def.	Reb-Avg.	PF-DQ	Ast	TO	Blk	Stl	Pts-Avg
2020-21 ^	12-0	33-2.8	1-2	.500	0-0	.000	0-1	.000	2-8	10-0.8	7-0	0	1	2	0	2-0.2
Conf	5-0	13-2.6	0-0	.000	0-0	.000	0-0	.000	0-2	2-0.4	3-0	0	0	0	0	0-0.0
CAREER	12-0	33-2.8	1-2	.500	0-0	.000	0-1	.000	2-8	10-0.8	7-0	0	1	2	0	2-0.2

^ at Kansas

TARYN TODD

6-5 | 180 | R-So. | Vaughan, Ont.
Findlay Prep
TCU

24



OF NOTE

- Transferred to New Mexico in May of 2021 from TCU
- Averaged 4.5 points per game in 2020-21 for the Horned Frogs as a redshirt freshman
- A native of Canada, played high school basketball in the United States at Findlay Prep in Henderson, Nev.

2020-21 SEASON (REDSHIRT FRESHMAN AT TCU)

- Appeared in all 26 games, making five starts
- Averaged 4.5 points and 1.5 rebounds per game
- Had two double-figure scoring games
- Scored at least eight points in eight games, including four Big XII contests
- Set career-highs with 11 points and five rebounds vs. Iowa State in a career-high 32 minutes (Feb. 9)
- Had 10 points at Oklahoma State for first career-double figure game (Dec. 16)
- Scored eight points in his collegiate debut vs. Houston Baptist (Nov. 25)
- Made first career start vs. Texas A&M (Dec. 12)
- Averaged 4.1 points per game in Big XII play

2019-20 SEASON (FRESHMAN AT TCU)

- Redshirt season

HIGH SCHOOL

- Played his senior season at Findlay Prep in Henderson, Nev.
- Averaged 12.7 points, 3.7 rebounds, 2.8 assists and 1.9 steals per game in 2019 at Findlay Prep
- Ranked the No. 13 Canadian player in his class by North Pole Hoops
- 3-star recruit by 247Sports
- Played at Vaughan Secondary School in Ontario prior to transferring to Findlay Prep
- Played for UPlay Canada

PERSONAL

- Birthday is Sept. 6
- Son of Amanda and Chris Todd
- Has a younger sibling, Tyana

2020-21 GAME-BY-GAME (FRESHMAN AT TCU)

Opponent	MP	FG-A	3G-A	FT-A	O-D-T	PF	A	TO	BS	ST	TP
Houston Baptist	13	3-5	2-3	0-0	0-0-0	1	2	1	0	0	8
vs. Tulsa	18	2-5	2-5	3-4	0-2-2	1	2	1	0	1	9
vs. Liberty	14	3-6	1-1	1-3	2-0-2	0	0	0	0	1	8
Northwestern State	8	0-3	0-2	0-0	0-0-0	0	0	0	1	0	0
Oklahoma	17	2-3	1-1	2-2	1-1-2	2	1	2	0	0	7
Providence	18	0-0	0-0	0-0	0-0-0	4	3	0	1	2	0
vs. Texas A&M*	20	1-5	0-2	1-2	0-0-0	2	1	2	0	1	3
at Oklahoma State	27	4-7	2-4	0-0	0-4-4	3	2	5	1	0	10
North Dakota State	13	3-5	2-4	0-0	0-0-0	3	1	1	0	0	8
Prairie View A&M*	20	2-7	0-4	0-2	0-2-2	1	1	2	0	0	4
at Kansas State	14	0-0	0-0	0-0	0-1-1	1	2	0	0	1	0
Kansas	11	1-4	1-2	0-2	0-1-1	1	0	1	0	0	3
Baylor	13	0-0	0-0	0-0	0-1-1	0	2	0	0	0	0
at Oklahoma	16	0-2	0-2	0-0	0-0-0	1	2	2	0	0	0
at Kansas*	24	1-6	0-2	0-0	1-2-3	1	4	1	0	0	2
at Missouri*	24	3-6	1-1	0-0	1-0-1	1	1	0	0	1	7
Oklahoma State	17	0-1	0-0	0-0	0-3-3	4	1	1	1	1	0
Iowa State*	32	4-12	1-5	2-2	1-4-5	3	4	2	0	1	11
at Texas	19	1-1	0-0	2-2	0-2-2	3	2	2	0	0	4
Kansas State	16	1-1	1-1	0-0	1-0-1	0	0	3	0	2	3
West Virginia	17	3-4	1-2	1-2	0-0-0	5	0	2	1	2	8
at Iowa State	21	3-6	2-2	0-0	0-4-4	0	1	0	0	0	8
at Texas Tech	21	2-6	1-2	1-2	0-4-4	1	0	0	0	0	6
at West Virginia	19	1-4	0-0	0-0	0-0-0	2	0	2	0	0	2
Texas	16	1-2	0-1	0-0	0-1-1	1	2	2	0	0	2
vs. Kansas State	9	2-3	0-1	0-0	0-0-0	1	0	2	0	1	4

CAREER HIGHS

PTS: 11, vs. Iowa State (2/9/21)
 REB: 5, vs. Iowa State (2/9/21)
 FG: 4, twice
 FGA: 12, vs. Iowa State (2/9/21)
 3FG: 2, 5 times
 3FGA: 5, twice
 FT: 3, vs. Tulsa (11/28/20)
 FTA: 4, vs. Tulsa (11/28/20)
 ASST: 4, twice
 TO: 5, at Oklahoma State (12/16/20)
 BLK: 1, 5 times
 STL: 2, 3 times
 MIN: 32, vs. Iowa State (2/9/21)



CAREER STATISTICS

Year	G-GS	Min-Avg.	FG-FGA	Pct.	3FG-3FGA	Pct.	FT-FTA	Pct.	Off-Def.	Reb-Avg.	PF-DQ	Ast	TO	Blk	Stl	Pts-Avg
2020-21 ^	26-5	457-17.6	43-104	.413	18-47	.383	13-23	.565	7-32	39-1.5	42-1	34	34	5	14	117-4.5
Conf	16-2	300-18.8	24-59	.407	10-24	.417	8-12	.667	4-28	32-2.0	28-1	23	25	3	7	66-4.1
CAREER	26-5	457-17.6	43-104	.413	18-47	.383	13-23	.565	7-32	39-1.5	42-1	34	34	5	14	117-4.5

^ at TCU

SEBASTIAN FORSLING

7-0 | 250 | Fr. | Floda, Sweden
RIG Mark

3



OF NOTE

- Played for Sweden at the 2019 FIBA U19 European Championships
- Spent the 2020-21 season with Fryshuset Basket

HIGH SCHOOL/CLUB

- Played the 2020-21 season for Fryshuset Basket of the Swedish Basketligan
- Averaged 8.5 points and 4.3 rebounds per game for the club
- Had a career-high 17 points and 11 rebounds in a game against Jamtland (Mar. 5)
- Nominated for Rookie of the Year
- Played high school basketball at Marks Gymnasium, helping the school win the basketettan södra 2020

INTERNATIONAL

- Averaged 5.8 points and 3.5 rebounds per game while playing for Sweden at the 2019 FIBA U19 European Championships

PERSONAL

- Birthday is May 8
- Son of Jessica and Bengt Forsling
- Has one sibling, Filippa

BIRIMA SECK

6-11 | 200 | Fr. | Dakar, Senegal
Dream City Christian

34



OF NOTE

- Native of Senegal who played high school basketball in the United States at Dream City Christian in Arizona

HIGH SCHOOL

- Played high school basketball at Dream City Christian in Arizona
- Averaged 5.8 points and 6.4 rebounds per game in 2020-21
- Shot 70 percent from the floor during his final high school season
- Had season highs of 10 points and 12 rebounds vs. Veritas Prep (Jan. 23)
- Previously competed at Canterbury Academy

PERSONAL

- Birthday is August 15
- Son of Madaro Seck and Safietou Sene
- Has three siblings, Babacar, Anta and Madjiguene

SAFI FINO-A-LASELF

5-11 | 155 | Jr. | Las Cruces, N.M.
Weslaco HS
Southwest Texas JC

2



OF NOTE

- Joined the program in September, 2021 after walk-on tryouts
- Previously played at Southwest Texas Junior College

SOUTHWEST TEXAS JUNIOR COLLEGE

- Averaged 16.5 points, 5.3 assists and 1.3 rebounds per game as a freshman in 2019-20
- The school's 2020-21 season was cancelled due to the pandemic

HIGH SCHOOL

- Played at Weslaco High School in Texas
- 2019 District 31-6A Offensive Player of the Year
- Averaged 22.4 points, 6.1 rebounds and 4.3 assists per game as a senior
- MVP of the Rio Grande Valley Basketball Coaches Association All-Star Game
- Participated in the Rio Grande Valley Vipers All-Star Game

PERSONAL

- Birthday is August 27
- Son of Griselda Fino and Shamar Alaself
- Has two siblings, Kalil and Kai

MANAGERS



DANILO PADILLA



NATHANIEL CASTILLO



ELISEO MEDINA



TUCKER MORRIS



KELLEN NEE



ISAIAH SAIZ

LOBO COACHING STAFF

RICHARD PITINO

HEAD COACH

1st Season at New Mexico

One of the brightest young coaches in college basketball, Richard Pitino takes over the New Mexico men's basketball program in 2021-22. Named the 22nd head coach of the Lobos on March 16, 2021, Pitino brings a championship pedigree to Albuquerque.

Pitino enters his 10th season as a head coach having won over 150 games, a NIT Championship and making two NCAA Tournament appearances, all before his 40th birthday. That success came after seven years as an assistant coach that included five NCAA appearances, including one Final Four appearance and four trips to the Elite Eight, three conference titles and two 30-win seasons.

He comes to UNM after an eight-year stint at the University of Minnesota, where he went 141-123 with two NCAA Tournament berths and an NIT Championship. His first season at the helm of the Golden Gophers saw Minnesota go 25-13, setting a school record for wins as Minnesota won the second NIT Championship in school history. Along the way, the Golden Gophers knocked off three top-20 teams in No. 8 Wisconsin, No. 9 Ohio State and No. 19 Iowa.

In New York, he led his team to a 67-64 overtime win over Florida State in the NIT Semifinals to break the school record for wins in a season with 24. Minnesota then beat SMU 65-63 for the NIT title.

His first NCAA Tournament berth with the Golden Gophers came in 2016-17, when he led Minnesota to a 24-10 record. The 24 wins marked the second time in his career that his team surpassed the previous school record for wins. That 2016-17 team picked up two victories against ranked opponents topping No. 15 Purdue and No. 24 Maryland.



The Golden Gophers earned a No. 5-seed in the NCAA Tournament in 2016-17, facing Middle Tennessee in the opening round. Pitino was named Big Ten Coach of the Year on both the coaches and media teams as well as by the Associated Press. He also was named the NABC District 7 Coach of the Year and Reggie Lynch was named Big Ten Defensive Player of the Year. That year, Minnesota earned its first national ranking under Pitino, earning a No. 24 ranking during the season.

The 2017-18 season saw Minnesota ranked in the preseason at No. 15, climbing to No. 12 as the team started out 13-3.

His second NCAA Tournament berth came in 2018-19 when Minnesota went 22-14 despite one of the nation's toughest schedules that saw the Golden Gophers play 14 nationally ranked squads during the season.

It was that season that saw the Golden Gophers open at 5-0, including a championship in the Vancouver Showcase in Vancouver, British Columbia, defeating Texas A&M, Santa Clara and Washington. The Golden Gophers picked up five wins over nationally ranked opponents including No. 13 Purdue, No. 19 Iowa, No. 22 Wisconsin (on the road) and No. 24 Nebraska before



The Pitinos: Jill, Richard, Ava, Zoe and Jack

LOBO COACHING STAFF

defeating No. 11 Purdue again in the quarterfinals of the Big Ten Tournament.

Minnesota was selected as an at-large into the 2019 NCAA Tournament, earning a 10-seed. The Golden Gophers defeated Pitino's former school, Louisville, in the First Round before falling to No. 5 Michigan State.

The 2019-20 season was highlighted by the play of Daniel Oturu, who earned Third Team All-America honors from CBS and The Sporting News, becoming the first Golden Gopher named All-America since Kris Humphries was named Honorable Mention in 2004. Oturu was also the first to be as high as third team since Quincy Lewis was a third team pick in 1999.

In 2020-21, Minnesota climbed up to No. 16 in the rankings and picked up five more nationally ranked wins, including a pair in the top 10. The team was ranked for five weeks over the course of the season and listed in the polls for nine consecutive weeks.

Overall at Minnesota, Pitino picked up 19 wins over ranked opponents, including five top-10 opponents. Daniel Oturu in 2020 was selected in the second round of the NBA Draft by Minnesota, becoming the first Golden Gopher to be drafted into the NBA in 16 years. Additionally, five players were drafted into the NBA G League.

Under Pitino, Minnesota players were awarded All-Big Ten honors 12 times including Nate Mason, who was named First Team All-Big Ten by the coaches and media in 2016-17. Twice Pitino had players named to the All-Big Ten Freshman Team and twice players were named to the All-Big Ten Defensive Team.

He has seen his players named Big Ten Player of the Week 16 times and Big Ten Freshman of the Week nine times. Academically, 14 student-athletes under Pitino earned Academic All-Big Ten honors over his first seven seasons, including a school-record five in 2019-20. That squad also turned in the highest GPA in Minnesota men's basketball program history.

Pitino was named Minnesota's head coach in March of 2013 after one season as the head coach at Florida International.

With the Panthers, he took over a program that had not

turned in a winning season in 12 years and immediately turned them around. Just one year after a dismal 8-21 campaign, Pitino led FIU to an 18-14 record and a third-place finish in the Sun Belt's East Division.

The Panthers took out top-seed Middle Tennessee in the semifinals and just missed their first Sun Belt title, as well as their second trip to the big dance, losing 65-63 to Western Kentucky in the championship game.

Pitino's success isn't just as a head coach, as he has been a part of several deep NCAA Tournament runs as an assistant and as an associate head coach. He spent two separate stints at Louisville coaching alongside his Hall of Fame father Rick Pitino. In 2011-12 as associate head coach, the Cardinals went 30-10, advancing all the way to the Final Four. That team along the way scored a 59-56 win in Portland over New Mexico in the NCAA Tournament, paving the way for the Cardinals to make it to the Sweet 16. From there, Louisville defeated No. 5 Michigan State and No. 25 Florida before losing in the Final Four to No. 1 Kentucky.

That Louisville team was ranked for every week of the season, save one, and finished the year ranked No. 4 overall.

His first stint at Louisville was from 2007-09, and both seasons ended in Elite Eight runs. In 2007-08, the Cardinals went 27-9, defeating Boise State, Oklahoma and Tennessee to advance to the Elite Eight. There, the No. 3 seeded Cardinals fell to top-seeded North Carolina. The following season saw Louisville ascend to No. 1 in the national polls, eventually going 31-6 overall. Winners of the Big East regular season title, Louisville also won the Big East Tournament title, defeating Syracuse in the title match. That moved the Cardinals to No. 1 in both polls. Louisville was the No. 1 overall seed in the NCAA Tournament, and the team defeated Morehead State, Siena and Arizona before losing to second-seeded Michigan State in an Elite Eight matchup.

Between Louisville stops, Pitino spent two seasons at Florida coaching under Billy Donovan. In his first season with Florida, the Gators went 21-13 overall, making it to the NCAA Tournament as a 10-seed where they would lose 99-92 in double overtime

RICHARD PITINO YEAR-BY-YEAR

ASSISTANT COACH

Year	School	Position	Overall	Conf.	Highlights
2005-06	Northeastern	Assistant Coach	19-11	12-6	CAA Semifinals
2006-07	Duquesne	Assistant Coach	10-19	6-10	
2007-08	Louisville	Assistant Coach	27-9	14-4	NCAA Elite Eight
2008-09	Louisville	Assistant Coach	31-6	16-2	Big East Champs/NCAA Elite Eight
2009-10	Florida	Assistant Coach	21-13	9-7	NCAA 1st Round
2010-11	Florida	Assistant Coach	29-8	13-3	SEC Reg Season Champs/NCAA Elite Eight
2011-12	Louisville	Associate Head Coach	30-10	10-8	BE Tournament Champs/NCAA Final Four

HEAD COACH

Year	School	Overall	Conf.	Highlights
2012-13	FIU	18-14	11-9	10 win improvement/first winning season in 12 years
2013-14	Minnesota	25-13	8-10	NIT Champions
2014-15	Minnesota	18-15	6-12	
2015-16	Minnesota	8-23	2-16	
2016-17	Minnesota	24-10	11-7	NCAA 1st Round
2017-18	Minnesota	15-17	4-14	Barclays Center Classic Champions
2018-19	Minnesota	22-14	9-11	NCAA 2nd Round
2019-20	Minnesota	15-16	8-12	
2020-21	Minnesota	14-15	6-14	Four ranked wins in Big Ten play

LOBO COACHING STAFF



to BYU. That team climbed as high as No. 10 in the polls. The following season in 2009-10, Florida won the SEC regular season championship and went 29-8 overall, advancing the Elite Eight, losing to a Cinderella Butler squad 74-71 in overtime. That squad was ranked the entire season, getting as high as No. 9 before eventually finishing at No. 10.

Pitino has also had assistant coaching stops at Duquesne, Northeastern and the College of Charleston. The native of Boston, Massachusetts went to Providence, where he earned a B.A. in history in 2005. While at Providence he served as a student manager under Tim Welsh before beginning his coaching career the following year.

Richard and his wife Jill are the parents of two daughters, Ava and Zoe, and a son, Jack.

PITINO AT A GLANCE

BACKGROUND

- Born Sept. 16, 1982 in Boston, Mass.
- Hometown - Boston, Mass.

FAMILY

- Wife - Jill
- Children - daughters Ava and Zoe; son Jack

EDUCATION

- Providence College - 2005, B.A. in History
- High School - St. Sebastian's School (Needham, Mass.)

COACHING HIGHLIGHTS

- Led Minnesota to the 2014 NIT Championship
- Led Minnesota to two NCAA Tournament appearances
- 2017 Big Ten Coach of the Year
- 2017 NABC District 7 Coach of the Year
- 18 wins over ranked teams in eight seasons at Minnesota
- Led FIU to 10-win improvement and first winning seasons in 12 years in 2012-13 in first season as a head coach
- Five NCAA appearances in seven years as an assistant coach
- While on his father's staff at Louisville, the Cardinals reached the 2012 Final Four, the Elite Eight in 2008 and 2009 and won two Big East Championships
- While on Billy Donovan's staff at Florida, the Gators reached the Elite Eight in 2011 and won one SEC Regular Season Title



Richard Pitino led Minnesota to two NCAA Tournaments



Richard Pitino coaching with his Hall of Fame father Rick at Louisville

LOBO COACHING STAFF

ANDY HILL

ASSISTANT COACH 1st Season at New Mexico

Veteran coach Andy Hill enters his first season with the Lobos in 2021-22 after serving as an assistant coach at Utah for the last 10 seasons. He was named to the position in April 2021.

At Utah, Hill helped lead the Utes to back-to-back NCAA Tournament appearances in 2015 and 2016, including a Sweet 16 appearance in 2015. In his tenure with the Utes, Hill also helped guide his teams to three NIT appearances including an NIT runner-up finish in 2018.

During his time at Utah, Hill was part of a staff that developed three, consecutive, first-round NBA Draft pics in Delon Wright (2015 Pac-12 First-Team All-Conference), Jakob Poeltl (2016 Pac-12 Player of the Year) and Kyle Kuzma (2017 First-Team All-Conference). During that stretch, the Utes were the only Pac-12 school to produce a first-round draft pick in three-consecutive years.

Hill helped the Utes to five consecutive 20-plus win seasons while also helping Utah to finish in the top four of the Pac 12 standings five times.

Prior to his tenure at Utah, Hill was an assistant coach at Montana for seven years where he helped lead the Grizzlies to three NCAA Tournament appearances. He was also a member of the 2005-06 coaching staff that helped Montana to its first NCAA Tournament game since 1975.

While at Montana, Hill helped guide the Grizzlies to the Big Sky Conference Tournament Championship game in four of his seven seasons. He helped coordinate Montana's Roundball Club annual coaching clinics and fundraising efforts and was also responsible for scheduling games, camps and recruiting. In addition, he organized community service events with the Missoula community and the state of Montana.

Hill began his coaching career at Whitworth College in Spokane, Wash. from 2000-01 where he worked for legendary coach Warren Friedrichs. Early in his career, he also coached at Lewis-Clark State College (2001-03) where he helped the Warriors to the NAIA National Tournament before serving as a graduate assistant at Eastern Washington (2003-04). The year he was at Eastern Washington, the Eagles won the Big Sky Conference.

The son of a former coach, Hill graduated from Eastern Washington in 2000 with a degree in education. He has one son, Garrett.



HILL AT A GLANCE

BACKGROUND

- Born October 11, 1977 in Couer d'Alene, Idaho
- Hometown - Spokane, Wash.

FAMILY

- Children - son, Garrett

EDUCATION

- Eastern Washington- 2000, B.S. in Education
- High School - Freeman H.S. (Rockford, Wash.)

COACHING CAREER

- New Mexico (Assistant Coach) - 1st Season
- Utah (Assistant Coach) - 2012-21
- Montana (Assistant Coach) - 2005-11
- Eastern Washington (Grad Assistant) - 2004
- Lewis-Clark State (Assistant Coach) - 2002-03
- Whitworth College (Assistant Coach) - 2001

LOBO COACHING STAFF

ISAAC CHEW

ASSISTANT COACH
1st Season at New Mexico

Isaac Chew, who has experience coaching in four different power conferences, enters his first season as an assistant coach with the Lobos in 2021-22. He was hired to the position on UNM head coach Richard Pitino's staff in April 2021.

Chew has served as an assistant coach at the NCAA Division I level since 2007 (14 years) and comes to the Lobos most recently from Grand Canyon University.

Prior to his time with the 'Lopes, Chew spent time with Murray State (2007-11), Missouri (2011-12), Marquette (2012-14), Virginia Tech (2014-16) and Texas A&M (2016-19).

Over his career, Chew has coached a trio of NBA draft selections including Isaiah Canaan (2013), Marcus Denmon (2012) and Kim English (2012). He has also helped lead his teams to postseason appearances at every institution prior to his time at GCU, including an Elite Eight appearance in 2013 and a Sweet-16 appearance in 2016.

Chew was on the staff of four consecutive conference championship teams from 2010-13 as he helped lead Murray State to back-to-back Ohio Valley Conference championships, Missouri to a Big 12 Tournament championship and Marquette to a Big East Conference title.

During his time at Murray State, Chew not only helped the Racers to a pair of league titles, but also to a 31-5 record in 2009-10 en route to its 2010 NCAA appearance. The 13-seeded Racers knocked off No. 4-seed Vanderbilt to advance to the second round of the 2010 NCAA Tournament. Overall during his four seasons at Murray State, the Racers accumulated a 91-39 record and a 57-17 conference record.

Chew also helped Murray State guard Isaiah Canaan develop into a 2013 NBA Draft pick. Canaan remained in the NBA until 2019 and is still competing professionally.

While at Missouri, Chew helped lead the Tigers to a 30-5 record in 2011-12 on the way to a Big 12 Tournament title and a trip to the NCAA Tournament. He was on the staff that helped develop Phil Pressey (three NBA seasons), Marcus Denmon (2012 NBA Draft pick) and Kim English (2012 NBA Draft).

In Chew's two seasons at Marquette, prior to his time at Missouri, he helped lead the Golden Eagles to the 2012-13 Big East Regular-Season Co-Championship and a trip to the Elite Eight. As the No. 3 seed, Marquette defeated 14-seed Davidson, six-seed Butler and two-seed Miami. In addition, he helped to assemble one of the top-15 recruiting classes in the nation in 2013. In his time with the Golden Eagles, he also coached Juan Toscano-Anderson, current member of the Golden State Warriors.

While at Virginia Tech, Chew helped orchestrate a massive turnaround that took the Hokies from back-to-back, two-win seasons in ACC play to a 10-8 conference mark and an NIT bid in 2015-16. Chew also recruited and signed Justin Robinson, who went on to have a successful collegiate career before signing a



CHEW AT A GLANCE

BACKGROUND

- Hometown - Chicago, Ill.

EDUCATION

- Avila - 1999, B.S. in Marketing
- Baker - 2001, Master's of Business Administration
- High School - Wells H.S (Chicago, Ill.)

COACHING CAREER

- New Mexico (Assistant Coach) - 1st Season
- Grand Canyon (Assistant Coach) - 2020-21
- Texas A&M (Assistant Coach) - 2017-19
- Virginia Tech (Assistant Coach) - 2015-16
- Marquette (Assistant Coach) - 2013-14
- Missouri (Assistant Coach) - 2012
- Murray State (Assistant Coach) - 2008-11
- Indian Hills CC (Assistant Coach) - 2006-07

multi-year contract with the Washington Wizards following the 2019 NBA Draft.

Chew also spent three years on the Texas Tech A&M coaching staff where he helped guide the team to a Sweet 16 appearance in 2018. Texas A&M was the No. 7 seed after a 22-win season and topped No. 10-seed Providence and No. 2 North Carolina.

During his time with the Aggies, Chew also helped develop Robert Williams into a first-round pick of the Boston Celtics in the 2018 NBA Draft.

Chew, a native of Chicago, Ill., earned his undergraduate degree at Avila University in Kansas City. He went on to earn his master's degree in business administration from Baker University.

LOBO COACHING STAFF

ERIC BROWN

ASSISTANT COACH 1st Season at New Mexico

Eric Brown is in his first season at New Mexico and brings over 20 years of Division I coaching experience to the Lobos. He was named to the staff in April of 2021 after spending the past two seasons at Arizona State.

No stranger to the Mountain West, Brown spent three seasons at UNLV prior to his stint with the Sun Devils. The Los Angeles native also spent nine seasons at Long Beach State, one at Iowa State, four at USC and three at Cal State Northridge. As an assistant coach, Brown has coached NCAA tournament teams at four different programs.

While at Arizona State, Brown served as assistant coach for the 2019-20 team that posted its first seven-game Pac-12 win streak since the 1980-81 team won 11 straight. The squad went 20-11, after being picked to finish sixth in the annual preseason media poll, and took down No. 22 Arizona and No. 14 Oregon on its way to the Sun Devils' third straight 20-win season for just the third time in program history.

In his tenure at UNLV, Brown helped bring in a recruiting class for the 2017-18 season that was ranked as high as No. 12 in the country and included McDonald's High School All-American Brandon McCoy. While at UNLV, Brown also recruited Shakur Juiston (2016 National JC Player of the Year), Bryce Hamilton (2020 First Team All-Mountain West), Ethan Anderson as well as local talents Noah Robothom, Nick Blair and Marvin Coleman.

He helped the 2017-18 team to a 20-win season, marking the first for the Runnin' Rebels in four years, as part of a nine-win improvement over the previous season. With Brown on staff, the Runnin' Rebels also performed well academically, setting program records with a 3.17 grade point average for spring 2018.

In his nine years at Long Beach State, Brown helped the 49ers to three Big West Conference regular-season titles, three NIT appearances and a spot in the 2012 NCAA Tournament. During that three-year conference run, Long Beach State posted a league record of 43-7. Brown served as offensive coordinator where he helped the team finish second in the conference in points per game while leading the league in 3-point percentage. While at Long Beach State, Brown recruited and helped develop 14 All-Big West Conference players, including future NBA players James Ennis and Casper Ware.

At USC, Brown helped the program to several offensive marks in the top-10 of the school's all-time history in just his first season serving as the offensive coordinator. He helped coach 2004 Pac 10 Newcomer of the Year (Jeff McMillan) as well as 2002 Pac-10 Player of the Year (Sam Clancy).

As a recruiter at USC, Brown signed three players that were ranked in the top 100 nationally as well as 2004 McDonald's All-American Robert Swift. In the 2007 NBA Draft, Brown had two players he recruited earn spots with NBA teams. Nick Young was a lottery pick by the Washington Wizards while Gabe Pruitt went in the second round to the Boston Celtics.

While at Iowa State, Brown coached a pair of all-conference players while helping the Cyclones to the top of the Big 12 in scoring. Will Blaylock was a second-round pick in the 2006 NBA Draft while Curtis Stinson was the 2011 NBA D-League MVP.

In his time at CSUN, Brown helped lead the Matadors to their



BROWN AT A GLANCE

BACKGROUND

- Born November 22, 1973 in Tarzana, Calif.
- Hometown - Los Angeles, Calif.

FAMILY

- Wife - Stephanie
- Children - sons Troy & Dane, daughters Taya & Sloane

EDUCATION

- CSUN - 1998, B.S. in Sociology
- High School - Grant H.S. (Van Nuys, Calif.)

COACHING CAREER

- New Mexico (Assistant Coach) - 1st Season
- Arizona State (Assistant Coach) - 2020-21
- UNLV (Assistant Coach) - 2017-19
- Long Beach State (Assistant Coach) - 2008-16
- Iowa State (Assistant Coach) - 2006
- USC (Assistant Coach) - 2002-05
- CSUN (Assistant Coach) - 1999-01
- Los Angeles Valley College (Assistant Coach) - 1998

first NCAA Tournament appearance in program history in 2001. In his three years, he coached eight All-Big Sky players including the 2001 Big Sky MVP (Brian Heinle) and 2001 First Team Big Sky point guard Markus Carr. That season, Carr led the nation in assists per game.

Brown was named one of the Top 25 Assistant Coach Recruiters at the mid-major level by a panel of national media, scouts and former coaches and was named No. 3 in 2001 on the Basketball Times list of the Top 50 "Low to Mid-Major Assistant Coaches."

Brown lettered four years at Grant High School in Van Nuys, Calif. and played one year at Valley College in 1993. He received his bachelor's degree in sociology from CSUN in 1998.

Brown began his coaching career at Grant High (1995-97). While there, he coached a pair of all-city players, including former Washington Wizard guard and NBA All-Star Gilbert Arenas. From there, he served as an assistant coach at Los Angeles Valley College in 1998 where he helped the Monarchs to a 22-10 mark. Brown recruited five players from the 1998 L.A. Valley team who went on to play for NCAA Division I schools.

LOBO COACHING STAFF

DAN McHALE

SPECIAL ASSISTANT TO THE HEAD COACH
3rd Season at New Mexico

Dan McHale enters his third season with the Lobos in 2021-22. He served his first two seasons as an assistant coach under former Lobo head coach Paul Weir and is in his first season as the special assistant to the head coach under Lobo head coach Richard Pitino. He came to New Mexico after a three-year stint as the head coach at Eastern Kentucky.

In his first season at Eastern Kentucky in 2015-16, McHale's fast-paced Colonels ranked 18th in the country in scoring offense (80.5 points-per-game) and scored over 100 points in three games. His up-tempo system led EKU to be the only school in the Ohio Valley Conference (OVC) to rank in the top three in the conference in all shooting percentage categories – first in three-point percentage (39.5), second in field goal percentage (a school-record 49.1) and third in free throw percentage (73.0).

McHale earned 15 wins in his inaugural season, the most by a first-year Colonel head coach since the 1992-93 season. In his tenure at EKU, he also guided multiple All-OVC selections.

Prior to his position as head coach at EKU, McHale served as an assistant coach at the University of Minnesota where he worked under head coach Richard Pitino. McHale got his coaching start under Hall of Fame coach Rick Pitino as a staff assistant at Louisville from 2001 to 2003.

In his first season at Minnesota, McHale helped the Gophers to an NIT Championship and a 25-13 record that included wins over No. 9 Wisconsin and No. 11 Ohio State. The 25 victories marked the second-most in program history. The 2014-15 squad won 18 games, including a victory at Michigan State, a team that would reach the Final Four.

He spent three seasons at Seton Hall under head coach Kevin Willard before his two-year stint at Minnesota. There he helped the Pirates win 20 games in his second season. While at Seton Hall, McHale was responsible for the Pirates' defensive game planning and spearheaded opponent scouting and game preparation.

McHale joined Willard's first staff at Iona as an assistant in 2007 before joining Willard at Seton Hall in 2010. While at Iona, McHale and Willard helped lead the Gaels from two wins the season prior to their arrival to 12 wins in their first season and 21 wins in year three. McHale recruited NBA draft pick and 2012 MAAC Player of the Year Scott Machado to Iona.

Before entering the coaching ranks, McHale served as a student manager for four seasons (1997-01) at Kentucky. He was part of one national championship team, four NCAA Tournament teams and three Southeastern Conference Championships while working with Tubby Smith's Wildcats.

The Chatham, New Jersey native earned a bachelor's degree in business administration and graduated with honors from the University of Kentucky in 2001. McHale and his wife Jackie have two daughters, Lilly and Molly, and a son, Daniel.



MCHALE AT A GLANCE

BACKGROUND

- Born October 8, 1979 in Alexandria, Va.
- Hometown - Chatham, N.J.

FAMILY

- Wife - Jackie
- Children - Daughters Lilly & Molly; son Daniel

EDUCATION

- Kentucky - 2001, B.S. in Business Administration
- High School - Morristown-Beard (Morristown, N.J.)

COACHING CAREER

- New Mexico (Special Assistant to Head Coach) - 1st Season
- New Mexico (Assistant Coach) - 2020-21
- Eastern Kentucky (Head Coach) - 2016-18
- Minnesota (Assistant Coach) - 2014-15
- Seton Hall (Assistant Coach) - 2011-13
- * Iona (Assistant Coach) - 2008-10
- Louisville (Dir. of Video Operations) - 2005-07
- Manhattan (Dir. of Operations) - 2004
- Louisville (Staff Assistant) 2002-03
- Kentucky (Student Manager) - 1998-01

LOBO COACHING STAFF

MATTHEW FLORES

STRENGTH & CONDITIONING COACH 1st Season at New Mexico

Matthew Flores enters his first as season strength and conditioning coach at UNM in 2021-22. He is responsible for the strength and conditioning for both the Lobo basketball program and UNM women's golf and was hired to the position in June 2021.

Flores joins the Lobo squad after spending two seasons with the Utah Valley Wolverines.

This past season, Flores helped the Wolverines to a conference championship and developed Fardaws Aimaq, who went on to receive both conference and defensive player of the year honors. Flores also developed three other all-conference players last season.

Flores is no stranger to being on head coach Richard Pitino's staff as he was a graduate assistant at the University of Minnesota during the 2018-19 season. That season, Pitino and his staff led the Gophers to the second round of the NCAA Tournament.

Flores comes to UNM with a vast amount of experience from high school to the professional levels. From 2015-2018, Flores was the head strength and conditioning coach at two high schools, while running his own performance business.

Flores has experience that stretches from the Midwest all the way to the Far East. In 2013, Tim Grover selected him to lead Attack Athletics in Shanghai, China, where he trained gold medal-winning hurdler Liu Xiang. He helped create individualized training plans for Shanghai's national volleyball team members for the 2014 World Cup, the Shanghai Octopus and the Shanghai Golden Age professional volleyball teams. The Golden Age professional volleyball team won two international medals, including a National Championship on the men's team and a National Runner-Up performance on the women's team.

In 2013, Flores was the senior assistant strength coach at Catalyst Sports Medicine in Wisconsin. He led multiple high school athletes to successful seasons and Division I scholarships. At the same time, he was assisting the University of Minnesota with their basketball, hockey, volleyball, wrestling, and softball teams.

Flores' resume also includes stops at Arizona State and Portland State, where he worked with their football, basketball, wrestling, and tennis programs. Flores served in The United States Marine Corps from 2001-2006. From 2005-2006, Flores prepared his squad for their deployment to Iraq, calling it one of the most influential experiences of his life.

Flores earned his bachelor's degree in exercise and wellness from Arizona State in 2012. He also earned a master's degree in exercise science from California University of Pennsylvania in the spring of 2018. He is certified through the National Strength and Conditioning Association (CSCS), National Academy of Sports Medicine (PES), USA Weightlifting (Level 1), and is also a certified speed specialist through the NASE (CSS-II).



FLORES AT A GLANCE

BACKGROUND

- Born January 14 in Minneapolis, Minn.
- Hometown - Minneapolis, Minn.

FAMILY

- Wife - Kristin
- Children - Newborn daughter

EDUCATION

- Arizona State - 2012, B.S. in Exercise & Wellness
- California (Pa.) - 2018, Master's in Exercise Science
- High School - Edina HS (Edina, Minn.)

COACHING CAREER

- New Mexico (S&C Coach) - 1st Season
- Utah Valley (S&C Coach) - 2020-21
- Minnesota (Graduate Assistant) - 2019
- MEF Performance & Wellness (Owner) 2015-18
- Attack Athletics in Shanghai, China - 2013
- Minnesota (Graduate Assistant) - 2013
- Portland State (Graduate Assistant) - 2012
- Arizona State (Strength Intern) - 2012

LOBO BASKETBALL STAFF

ROBERT

EDWARDS

VIDEO COORDINATOR

2nd Season at New Mexico

Robert Edwards joined the Lobo men's basketball staff as the video coordinator in Sept. 2020. He is responsible for handling video for the Lobos including game film exchange, recording and clipping of practices and scout video.

Edwards came to UNM as no stranger to the Mountain West as he previously served as a graduate assistant coach at Nevada, where he earned his master's degree in 2019.

Edwards came to New Mexico from Texas A&M Corpus Christi where he served as video coordinator for the 2019-20 season.

He was responsible for preparing analytics and scout reports of opposing teams while overseeing all game film exchange, recording and clipping practices and games and more.

Prior to his time at Texas A&M Corpus Christi, he served as graduate assistant coach at Nevada from August 2017 to May 2019 where he helped the Wolf Pack to a pair of Mountain West regular-season championships and two NCAA Tournament berths. His responsibilities included creating scouting graphics as well as analyzing opposing teams.



A native of Overland Park, Kan., Edwards earned his bachelor's degree in communications with a minor in coaching from the University of Nebraska in Dec. 2016.

SUPPORT STAFF



PEYTON STEPHENS
Administrative Assistant



AARON ESTES
Athletic Trainer



STEVE KIRKLAND
Director of Communications



CHRIS BACA
Associate A.D. for Student Development

2020-21 REVIEW

2020-21 RESULTS

6-16 overall | 2-15 MW | 0-0 home | 3-8 away | 3-8 neutral

Date	Opponent	Score	High Points	High Rebounds
12/13/20	at Rice	W, 72-61	(23) Makuach Maluach	(12) Makuach Maluach
12/15/20	vs. Our Lady of the Lake	W, 104-65	(17) Makuach Maluach	(10) Saquan Singleton
12/17/20	vs. LeTourneau	W, 90-58	(16) Bayron Matos	(12) Makuach Maluach
12/21/20	at Boise State*	L, 53-77	(13) Makuach Maluach	(4) Kuac/Singleton
12/23/20	at Boise State*	L, 52-89	(8) Singleton, Maluach, Brown	(5) Kurt Wescheider
12/31/20	vs. Nevada*	L, 54-68	(15) Makuach Maluach	(11) Rod Brown
1/2/21	vs. Nevada*	L, 74-84	(14) Keith McGee	(6) Makuach Maluach
1/6/21	vs. Utah State*	L, 45-77	(10) Keith McGee	(5) Makuach Maluach
1/8/21	vs. Utah State*	L, 46-82	(13) Makuach Maluach	(4) Valdir Manuel
1/13/21	at Dixie State	W, 72-63	(17) Saquan Singleton	(12) Rod Brown
1/16/21	at UNLV*	L, 54-77	(13) Makuach Maluach	(7) Bayron Matos
1/18/21	at UNLV*	L, 46-53	(11) Saquan Singleton	(8) Makuach Maluach
1/21/21	vs. San Jose State*	W, 67-51	(25) Makuach Maluach	(6) Maluach/Wegscheider
1/23/21	vs. San Jose State*	L, 71-83	(25) Valdir Manuel	(7) Brown/Manuel
1/28/21	at Fresno State*	L-ot, 62-64	(24) Makuach Maluach	(10) Saquan Singleton
1/30/21	at Fresno State*	L, 55-65	(11) Makuach Maluach	(8) Maluach/Wegscheider
2/17/21	vs. Wyoming*	L-ot, 74-83	(17) Makuach Maluach	(12) Makuach Maluach
2/19/21	vs. Wyoming*	L, 67-79	(30) Makuach Maluach	(7) Emmanuel Kuac
2/22/21	at Air Force*	W, 73-65	(22) Makuach Maluach	(7) Matos/Maluach
2/24/21	at Air Force*	L, 55-62	(20) Makuach Maluach	(7) Valdir Manuel
3/3/21	at Colorado State*	L, 73-87	(20) Makuach Maluach	(8) Makuach Maluach
3/10/21	vs. Fresno State^	L, 77-85	(19) Jeremiah Francis III	(6) Javonte Johnson

* Mountain West game

^ Mountain West Tournament (Las Vegas, Nev.)

2020-21 REVIEW

2020-21 STATISTICS

No.	Player	GP-GS	Min-Avg.	FG-A	FG%	3FG-A	3FG%	FT-A	FT%	Off-Def	Reb-Avg.	PF-DQ	A	TO	Blk	Stl	Pts-Avg
10	Makuach Maluach	22-22	668-30.4	128-289	.443	24-81	.296	69-96	.719	29-105	134-6.1	58-1	41	57	11	21	349-15.9
	MW	17-17	538-31.6	101-235	.430	19-71	.268	45-64	.703	16-78	94-5.5	46-0	34	49	6	16	266-15.6
2	Saquan Singleton	22-22	566-25.7	59-142	.415	2-12	.167	57-111	.514	32-67	99-4.5	51-2	75	51	15	20	177-8.0
	MW	17-17	436-25.6	42-111	.378	2-11	.182	43-84	.512	22-48	70-4.1	41-2	60	44	10	19	129-7.6
22	Valdir Manuel	20-6	403-20.2	73-163	.448	6-28	.214	6-13	.462	29-51	80-4.0	30-0	15	25	28	5	158-7.9
	MW	16-5	334-20.9	56-127	.441	5-23	.217	5-11	.455	19-37	56-3.5	24-0	11	19	22	4	122-7.6
5	Rod Brown	20-14	468-23.4	56-117	.479	0-1	.000	36-57	.632	41-54	95-4.8	43-1	21	36	7	10	148-7.4
	MW	16-11	374-23.4	35-85	.412	0-1	.000	30-49	.612	27-37	64-4.0	38-1	16	32	3	10	100-6.3
11	Jeremiah Francis III	21-11	477-22.7	46-140	.329	14-59	.237	28-38	.737	8-35	43-2.0	23-0	46	39	0	15	134-6.4
	MW	16-6	360-22.5	35-100	.350	9-38	.237	20-27	.741	6-23	29-1.8	17-0	33	30	0	8	99-6.2
1	Bayron Matos	20-15	377-18.9	50-95	.526	0-0	.000	20-51	.392	42-39	81-4.1	36-0	6	21	11	4	120-6.0
	MW	16-13	299-18.7	32-61	.525	0-0	.000	16-42	.381	29-30	59-3.7	32-0	2	12	6	3	80-5.0
3	Keith McGee	8-0	120-15.0	18-42	.429	11-29	.379	0-0	.000	5-12	17-2.1	8-0	5	9	1	2	47-5.9
	MW	5-0	77-15.4	14-28	.500	10-21	.476	0-0	.000	2-6	8-1.6	5-0	2	3	0	2	38-7.6
0	Isaiah Marin	19-8	296-15.6	25-73	.342	16-43	.372	6-11	.545	7-33	40-2.1	44-3	30	25	1	10	72-3.8
	MW	15-7	234-15.6	14-53	.264	8-28	.286	2-5	.400	5-26	31-2.1	32-1	24	19	0	8	38-2.5
4	Emmanuel Kuac	21-5	350-16.7	26-84	.310	14-54	.259	6-11	.545	16-52	68-3.2	46-1	11	24	8	12	72-3.4
	MW	17-3	275-16.2	16-62	.258	10-43	.233	5-8	.625	12-39	51-3.0	36-0	6	17	6	10	47-2.8
13	Javonte Johnson	22-3	276-12.5	21-73	.288	6-34	.176	16-22	.727	14-21	35-1.6	21-0	7	4	2	7	64-2.9
	MW	17-2	197-11.6	12-50	.240	4-26	.154	10-13	.769	9-13	22-1.3	19-0	4	4	2	4	38-2.2
14	Logan Padgett	8-0	61-7.6	9-19	.474	4-10	.400	1-2	.500	4-7	11-1.4	7-0	4	4	1	2	23-2.9
	MW	5-0	34-6.8	3-9	.333	1-5	.200	1-1	1.00	2-5	7-1.4	3-0	2	2	1	1	8-1.6
30	Kurt Wegscheider	19-4	238-12.5	18-37	.486	3-10	.300	8-11	.727	20-29	49-2.6	20-0	7	12	1	13	47-2.5
	MW	16-4	203-12.7	15-29	.517	3-9	.333	6-8	.750	17-24	41-2.6	18-0	6	9	1	8	39-2.4
12	Dan Headdings	6-0	28-4.7	3-4	.750	1-2	.500	1-1	1.00	0-1	1-0.2	4-0	3	0	1	1	8-1.3
	MW	3-0	15-5.0	1-2	.500	1-2	.500	0-0	.000	0-0	0-0.0	3-0	2	0	1	0	3-1.0
23	Eloy Medina	5-0	15-3.0	2-7	.286	2-7	.286	0-0	.000	0-1	1-0.2	0-0	0	0	0	1	6-1.2
	MW	2-0	9-4.5	2-4	.500	2-4	.500	0-0	.000	0-0	0-0.0	0-0	0	0	0	0	6-3.0
21	Nolan Dorsey	8-0	65-8.1	3-10	.300	1-5	.200	0-0	.000	1-4	5-0.6	1-0	2	4	0	2	7-0.9
	MW	5-0	44-8.8	3-7	.429	1-4	.250	0-0	.000	1-1	2-0.4	1-0	1	3	0	2	7-1.4
20	Clay Patterson	9-0	38-4.2	1-8	.125	1-7	.143	1-2	.500	0-3	3-0.3	5-0	4	1	0	1	4-0.4
	MW	5-0	17-3.4	0-4	.000	0-4	.000	1-2	.500	0-1	1-0.2	0-0	1	0	0	1	1-0.2
33	Jordan Arroyo	2-0	4-2.0	0-0	.000	0-0	.000	0-0	.000	1-0	1-0.5	0-0	0	0	0	0	0-0.0
	MW	2-0	4-2.0	0-0	.000	0-0	.000	0-0	.000	1-0	1-0.5	0-0	0	0	0	0	0-0.0
	TEAM									42-35	77-3.5			16			
	MW									33-21	54-3.2			14			
	TOTALS	22	4450	538-1303	.413	105-382	.275	255-426	.599	291-548	839-38.1	397-8	277	328	87	126	1436-65.3
	MW	17	3450	381-967	.394	75-290	.259	184-314	.586	201-389	590-34.7	315-4	204	257	58	96	1022-60.1
	OPPONENTS	22	4450	557-1255	.444	180-528	.341	284-414	.686	214-557	771-35.0	399	319	300	67	177	1578-71.7
	MW	17	3450	444-946	.469	131-379	.346	227-329	.690	167-446	613-36.1	302	254	227	52	141	1246-73.3

2020-21 REVIEW

NEW MEXICO GAME-BY-GAME

Opponent	FG-FGA	Pct.	3FG-3FGA	Pct.	FT-FTA	Pct.	REBOUNDS				PF	A	TO	Blk	Stl	Pts	Avg.
							Off	Def	Tot	Avg.							
at Rice	29-66	.439	4-17	.235	10-13	.769	19	30	49	49.0	16	12	15	3	6	72	72.0
vs Our Lady of the Lake	40-67	.597	10-23	.435	14-23	.609	14	34	48	48.5	12	21	14	9	10	104	88.0
vs LeTourneau	38-83	.458	2-12	.167	12-24	.500	32	47	79	58.7	10	16	15	4	5	90	88.7
at Boise St.	19-56	.339	5-15	.333	10-19	.526	11	18	29	51.3	18	8	13	1	3	53	79.8
at Boise St.	18-54	.333	1-9	.111	15-21	.714	10	16	26	46.2	13	3	18	2	4	52	74.2
vs Nevada	18-58	.310	3-14	.214	15-35	.429	18	27	45	46.0	23	13	16	3	6	54	70.8
vs Nevada	23-51	.451	9-23	.391	19-29	.655	11	17	28	43.4	23	16	8	0	4	74	71.3
vs Utah St.	15-56	.268	5-21	.238	10-14	.714	9	20	29	41.6	17	5	18	5	7	45	68.0
vs Utah St.	19-61	.311	5-21	.238	3-4	.750	6	16	22	39.4	17	8	14	4	6	46	65.6
at Dixie St.	27-64	.422	2-12	.167	16-23	.696	17	33	50	40.5	19	9	10	11	1	72	66.2
at UNLV	17-51	.333	3-18	.167	17-23	.739	11	20	31	39.6	18	13	14	1	4	54	65.1
at UNLV	17-49	.347	6-21	.286	6-12	.500	10	26	36	39.3	19	10	20	3	9	46	63.5
vs San Jose St.	27-63	.429	3-17	.176	10-13	.769	12	27	39	39.3	14	12	9	3	10	67	63.8
vs San Jose St.	31-62	.500	5-17	.294	4-9	.444	14	25	39	39.3	22	26	15	6	3	71	64.3
at Fresno St.	25-61	.410	1-9	.111	11-19	.579	14	29	43	39.5	20	4	18	5	6	62	64.1
at Fresno St.	23-65	.354	5-23	.217	4-9	.444	19	21	40	39.6	18	8	16	2	7	55	63.6
vs Wyoming	27-57	.474	7-19	.368	13-28	.464	11	33	44	39.8	24	15	14	3	4	74	64.2
vs Wyoming	26-58	.448	3-9	.333	12-22	.545	11	21	32	39.4	21	11	17	6	9	67	64.3
at Air Force	30-51	.588	2-9	.222	11-16	.688	10	27	37	39.3	12	22	18	2	7	73	64.8
at Air Force	20-50	.400	5-20	.250	10-18	.556	12	28	40	39.3	20	10	21	3	4	55	64.3
at Colorado St.	26-64	.406	7-25	.280	14-23	.609	12	18	30	38.9	16	20	8	9	3	73	64.7
vs Fresno St.	23-56	.411	12-28	.429	19-29	.655	8	15	23	38.1	25	15	17	2	8	77	65.3

OPPONENT GAME-BY-GAME

Opponent	FG-FGA	Pct.	3FG-3FGA	Pct.	FT-FTA	Pct.	REBOUNDS				PF	A	TO	Blk	Stl	Pts	Avg.
							Off	Def	Tot	Avg.							
at Rice	19-56	.339	13-35	.371	10-16	.625	10	20	30	30.0	15	11	15	0	5	61	61.0
vs Our Lady of the Lake	23-62	.371	10-28	.357	9-11	.818	6	15	21	25.5	19	13	18	4	7	65	63.0
vs LeTourneau	22-79	.278	11-44	.250	3-5	.600	11	21	32	27.7	19	10	8	5	9	58	61.3
at Boise St.	30-52	.577	5-15	.333	12-20	.600	8	27	35	29.5	20	19	12	5	10	77	65.3
at Boise St.	36-60	.600	11-22	.500	6-9	.667	8	28	36	30.8	20	23	13	4	8	89	70.0
vs Nevada	20-52	.385	4-18	.222	24-31	.774	10	32	42	32.7	28	5	15	4	7	68	69.7
vs Nevada	25-51	.490	13-25	.520	21-25	.840	8	21	29	32.1	26	17	9	1	5	84	71.7
vs Utah St.	28-57	.491	4-16	.250	17-21	.810	11	30	41	33.3	12	16	15	10	7	77	72.4
vs Utah St.	32-63	.508	7-16	.438	11-17	.647	18	35	53	35.4	8	20	17	5	6	82	73.4
at Dixie St.	22-66	.333	8-24	.333	11-19	.579	15	24	39	35.8	20	16	7	1	6	63	72.4
at UNLV	29-57	.509	10-27	.370	9-12	.750	10	26	36	35.8	18	18	12	2	8	77	72.8
at UNLV	18-49	.367	6-20	.300	11-16	.688	9	27	36	35.8	18	8	15	3	8	53	71.2
vs San Jose St.	20-50	.400	3-20	.150	8-15	.533	6	27	33	35.6	14	5	15	1	6	51	69.6
vs San Jose St.	31-58	.534	10-23	.435	11-23	.478	9	20	29	35.1	15	14	7	0	10	83	70.6
at Fresno St.	21-59	.356	10-30	.333	12-22	.545	13	28	41	35.5	21	14	17	0	11	64	70.1
at Fresno St.	20-43	.465	7-24	.292	18-24	.750	5	25	30	35.2	13	14	16	3	9	65	69.8
vs Wyoming	27-67	.403	13-35	.371	16-25	.640	13	27	40	35.5	21	14	10	1	10	83	70.6
vs Wyoming	27-56	.482	9-26	.346	16-21	.762	10	25	35	35.4	18	12	17	2	10	79	71.1
at Air Force	23-54	.426	6-24	.250	13-19	.684	9	13	22	34.7	16	14	12	2	12	65	70.7
at Air Force	22-52	.423	4-13	.308	14-20	.700	6	24	30	34.5	16	14	12	5	10	62	70.3
at Colorado St.	35-66	.530	9-25	.360	8-9	.889	14	31	45	35.0	18	27	13	4	4	87	71.1
vs Fresno St.	27-46	.587	7-18	.389	24-34	.706	5	31	36	35.0	24	15	25	5	9	85	71.7

2020-21 REVIEW

NEW MEXICO/OPPONENT SUPERLATIVES

INDIVIDUAL	NEW MEXICO	OPPONENT
Points Scored	30, Makuach Maluach vs. Wyoming (Feb. 19)	28, Grant Sherfield, Nevada (Jan. 2)
Offensive Rebounds	6, three times	8, Justin Bean, Utah State (Jan. 8)
Defensive Rebounds	9, two times	12, two times
Total Rebounds	12, four times	16, two times
Field Goals	12, Valdir Manuel vs. San Jose St (Jan. 23)	11, Adam Thistlewood, at Colorado St (Mar.3)
Field Goal Attempts	20, Valdir Manuel vs. San Jose St (Jan. 23)	19, A.J. Walker, at Air Force (Feb. 22)
FG% (min 5 made)	1.000 (7-7), Valdir Manuel at Air Force (Jan. 22)	1.000 (9-9), Derrick Alston, at Boise St (Dec. 23)
FG% (min 10 made)	.714 (10-14), Makuach Maluach vs. San Jose St (Jan. 21)	.846 (11-13), Adam Thistlewood, at Colorado St (Mar.3)
3-Point Field Goals	4, three times	6, Quincy Olivari, at Rice (Dec.13)
3-Point Field Goal Attempts	10, two times	10, three times
3-Point FG% (min 4 made)	1.000 (4-4), Jeremiah Francis III vs. Fresno St (Mar. 10)	1.000 (4-4), two times
Free Throws	11, Makuach Maluach vs. Fresno St (Mar. 10)	11, Grant Sherfield, Nevada (Jan. 2)
Free Throw Attempts	14, Rod Brown vs. Nevada (Dec. 31)	12, Grant Sherfield, Nevada (Jan. 2)
FT% (min 6 made)	1.000 (6-6), Makuach Maluach at Fresno St (Jan. 28)	1.000 (8-8), Tre Coleman, Nevada (Dec. 31)
Assists	13, Saquan Singleton at Air Force (Feb. 22)	10, Isaiah Stevens, at Colorado St (Mar.3)
Steals	4, three times	4, two times
Turnovers	9, Saquan Singleton at Fresno St (Jan. 28)	7, two times
Blocks	4, three times	5, Neemias Queta, Utah State (Jan. 6)
Minutes	41, Makuach Maluach at Fresno State (Jan. 28)	42, Hunter Maldonado, Wyoming (Feb. 17)

TEAM	UNM HIGH	UNM LOW	OPP HIGH	OPP LOW
Points	104, vs. OLLU (Dec. 15)	45, vs. Utah State (Jan. 6)	89, at Boise St (Dec.23)	51, San Jose St (Jan. 21)
Points (half)	52 ¹⁸² , vs. OLLU (Dec. 15)	18, three times	52 ¹ , at Boise St (Dec. 23)	19 ¹ , at Fresno State (Jan. 28)
Victory Margin	39 (104-65), vs. OLLU (Dec. 15)		37 (52-89), at Boise St (Dec. 23)	
FGs	40, vs. OLLU (Dec. 15)	15, vs. Utah State (Jan. 6)	36, at Boise St (Dec.23)	18, at UNLV (Jan. 18)
FGAs	83, vs. LeTourneau (Dec.17)	49, at UNLV (Jan. 18)	79, LeTourneau (Dec.17)	43, at Fresno St (Jan. 30)
FG%	.597, vs. OLLU (Dec. 15)	.268, vs. Utah State (Jan. 6)	.600, at Boise St (Dec.23)	.278, LeTourneau (Dec.17)
FG% (half)	.645 ² , vs. OLLU (Dec. 15)	.192 ¹ , vs. Utah State (Jan. 6)	.724 ¹ , at Colorado St (Mar. 3)	.185 ¹ , at Fresno State (Jan. 28)
3FGs	12, vs. Fresno St (Mar. 10)	1, two times	13, three times	3, San Jose St (Jan. 21)
3FGAs	28, vs. Fresno St (Mar. 10)	9, four times	44, LeTourneau (Dec.17)	13, at Air Force (Feb. 24)
3FG%	.435, vs. OLLU (Dec. 15)	.111, two times	.520, Nevada (Jan. 2)	.150, San Jose St (Jan. 21)
FTs	19, two times	3, vs. Utah State (Jan. 8)	24, two times	3, LeTourneau (Dec.17)
FTAs	35, vs. Nevada (Dec. 31)	4, vs. Utah State (Jan. 8)	34, Fresno St (Mar. 10)	5, LeTourneau (Dec.17)
FT%	.769, two times	.429, vs. Nevada (Dec. 31)	.889, at Colorado St (Mar. 3)	.478, San Jose St (Jan. 23)
Off Reb	32, vs. LeTourneau (Dec.17)	6, vs. Utah State (Jan. 8)	18, Utah State (Jan. 8)	5, two times
Def Reb	47, vs. LeTourneau (Dec.17)	15, vs. Fresno State (Mar. 10)	35, Utah State (Jan. 8)	13, at Air Force (Feb. 22)
Total Reb	79, vs. LeTourneau (Dec.17)	22, vs. Utah State (Jan. 8)	53, Utah State (Jan. 8)	21, OLLU (Dec. 15)
Reb Margin	+47, vs. LeTourneau (Dec. 17)		+31, Utah State (Jan. 8)	
Fouls	25, vs. Fresno St (Mar. 10)	10, vs. LeTourneau (Dec.17)	28, Nevada (Dec. 31)	8, Utah State (Jan. 8)
Assists	26, vs. San Jose St (Jan.23)	3, at Boise St (Dec. 23)	27, at Colorado St (Mar. 3)	5, two times
Turnovers	21, at Air Force (Feb. 24)	8, two times	25, Fresno State (Mar. 10)	7, two times
Blocks	11, at Dixie St (Jan. 13)	0, vs. Nevada (Jan. 2)	10, Utah State (Jan. 6)	0, three times
Steals	10, two times	1, at Dixie St (Jan. 13)	12, at Air Force (Feb. 22)	4, at Colorado St (Mar. 3)
Double Fig Scorers	4, four times	0, at Boise Sta (Dec. 23)	6, Wyoming (Feb. 17)	1, OLLU (Dec. 15)
Players to Score	12, two times	6, at Fresno State (Jan. 28)	11, Utah State (Jan. 8)	6, two times

2020-21 REVIEW

NEW MEXICO POINTS- REBOUNDS-ASSISTS

Opponent	0 Marin	1 Matos	2 Singleton	3 McGee	4 Kuac	5 Brown	10 Maluach	11 Francis	12 Headdings	13 Johnson	14 Padgett
at Rice	DNP	10-5-2	4-5-4	0-3-0	8-7-0	11-7-3	23-12-1	5-2-2	DNP	2-0-0	DNP
vs Our Lady of the Lake	3-1-0	6-3-2	13-10-4	9-3-1	9-4-2	16-4-0	17-6-0	6-2-4	0-0-1	7-1-2	0-1-1
vs LeTourneau	5-2-2	16-10-0	7-8-2	0-3-2	6-5-1	13-8-0	15-12-3	2-3-2	3-1-0	4-3-1	7-2-0
at Boise St.	0-0-0	4-2-0	5-4-3	6-3-0	2-4-0	2-2-1	13-3-1	0-2-2	3-0-0	3-0-0	0-2-0
at Boise St.	0-0-1	5-4-0	8-0-0	DNP	3-2-0	8-3-1	8-4-0	6-1-0	0-0-0	7-1-0	0-2-0
vs Nevada	2-2-0	5-8-0	8-5-4	3-1-0	0-2-1	14-11-4	15-3-1	0-5-2	DNP	1-1-0	DNP
vs Nevada	3-4-4	7-3-1	10-2-1	14-1-0	3-1-0	9-3-2	13-6-5	10-3-2	DNP	0-1-0	DNP
vs Utah St.	0-4-1	1-4-0	9-2-0	10-2-1	3-2-0	5-3-1	7-5-0	8-1-2	DNP	2-1-0	0-1-0
vs Utah St.	0-3-1	2-3-0	0-0-0	5-1-1	0-2-0	4-1-0	13-2-0	8-0-3	DNP	0-1-1	0-1-1
at Dixie St.	13-4-0	8-4-0	17-6-4	DNP	DNP	8-12-2	12-6-2	3-4-0	DNP	3-3-0	DNP
at UNLV	0-1-3	8-7-0	7-5-3	DNP	0-4-1	7-2-0	13-1-2	3-1-4	DNP	6-2-0	DNP
at UNLV	0-0-0	4-4-0	11-6-6	DNP	6-5-0	0-3-2	9-8-1	4-1-1	DNP	0-0-0	DNP
vs San Jose St.	5-3-3	6-3-0	5-4-5	DNP	0-5-0	15-4-0	25-6-3	0-0-1	DNP	0-0-0	DNP
vs San Jose St.	3-0-3	5-2-0	14-2-11	DNP	3-4-0	10-7-4	6-6-6	DNP	DNP	0-2-0	DNP
at Fresno St.	DNP	3-4-0	14-10-1	DNP	0-1-0	1-5-1	24-5-1	10-2-0	DNP	0-2-0	DNP
at Fresno St.	DNP	2-2-0	6-6-1	DNP	0-1-0	6-5-0	11-8-3	10-1-1	DNP	4-1-1	DNP
vs Wyoming	13-4-1	6-3-0	13-8-4	DNP	3-1-1	8-2-0	17-12-3	7-4-3	DNP	3-2-0	DNP
vs Wyoming	3-3-4	2-0-0	2-1-1	DNP	2-7-0	5-5-0	30-5-1	8-1-3	DNP	4-0-0	DNP
at Air Force	0-3-1	13-7-0	5-6-13	DNP	9-3-0	2-4-0	22-7-2	8-1-4	DNP	0-1-0	DNP
at Air Force	0-2-0	7-3-1	7-4-2	DNP	6-6-2	4-4-0	20-5-3	7-2-1	DNP	0-1-0	DNP
at Colorado St.	9-2-2	DNP	5-5-5	DNP	7-1-1	DNP	20-8-2	10-4-4	0-0-2	8-6-2	8-1-1
vs Fresno St.	13-2-4	DNP	7-0-1	DNP	2-1-2	DNP	16-4-1	19-3-5	2-0-0	10-6-0	8-1-1

Opponent	20 Patterson	21 Dorsey	22 Manuel	23 Medina	30 Wegscheider	33 Arroyo
at Rice	0-0-0	DNP	9-6-0	DNP	0-0-0	DNP
vs Our Lady of the Lake	3-0-1	0-0-0	11-6-2	0-1-0	4-2-1	DNP
vs LeTourneau	0-2-1	0-1-1	8-7-1	0-0-0	4-6-0	DNP
at Boise St.	1-1-0	0-0-1	6-2-0	DNP	8-2-0	DNP
at Boise St.	0-0-0	0-0-0	4-1-0	0-0-0	3-5-1	0-0-0
vs Nevada	DNP	DNP	4-2-0	DNP	2-2-1	DNP
vs Nevada	DNP	DNP	5-1-0	DNP	0-0-1	DNP
vs Utah St.	0-0-0	0-0-0	0-2-0	DNP	0-0-0	0-1-0
vs Utah St.	DNP	7-2-0	7-4-0	DNP	0-0-1	DNP
at Dixie St.	DNP	0-2-0	8-5-1	DNP	DNP	DNP
at UNLV	DNP	0-0-0	10-4-0	DNP	0-1-0	DNP
at UNLV	DNP	DNP	10-5-0	DNP	2-2-0	DNP
vs San Jose St.	DNP	DNP	6-4-0	DNP	5-6-0	DNP
vs San Jose St.	DNP	DNP	25-7-1	DNP	5-6-1	DNP
at Fresno St.	DNP	DNP	10-4-1	DNP	0-5-0	DNP
at Fresno St.	0-0-0	DNP	6-5-1	DNP	10-8-1	DNP
vs Wyoming	DNP	DNP	4-4-3	DNP	0-0-0	DNP
vs Wyoming	DNP	DNP	9-2-2	DNP	2-2-0	DNP
at Air Force	DNP	DNP	14-2-2	DNP	0-1-0	DNP
at Air Force	DNP	DNP	2-7-1	DNP	2-1-0	DNP
at Colorado St.	0-0-1	DNP	DNP	6-0-0	DNP	DNP
vs Fresno St.	0-0-1	DNP	DNP	0-0-0	DNP	DNP

2020-21 REVIEW

NEW MEXICO RICE **72** GAME #1
61 Dec. 13, 2020
Tudor Fieldhouse
Houston, Texas

UNM (1-0)	FG	3FG	FT	O-D-T	PF	TP	A	TO	BS	S	MP
5 Brown*	5-9	0-0	1-1	4-3-7	3	11	3	2	0	0	25
2 Singleton*	1-3	0-0	2-2	1-4-5	2	4	4	1	0	0	25
4 Kuac*	3-6	1-4	1-2	1-6-7	4	8	0	2	0	0	20
10 Maluach*	8-14	2-2	5-6	6-6-12	1	23	1	2	0	0	28
11 Francis*	2-8	0-4	1-2	0-2-2	2	5	2	0	0	3	29
1 Matos	5-9	0-0	0-0	3-2-5	1	10	2	4	1	1	22
3 McGee	0-3	0-0	0-0	1-2-3	0	0	0	1	0	0	15
13 Johnson	1-3	0-0	0-0	0-0-0	1	2	0	0	0	0	10
20 Patterson	0-0	0-0	0-0	0-0-0	0	0	0	0	0	0	2
22 Manuel	4-11	1-3	0-0	3-3-6	2	9	0	2	0	1	13
30 Wegscheider	0-0	0-0	0-0	0-0-0	0	0	0	1	0	0	10
TEAM				0-2-2							
Totals	29-66	4-17	10-13	19-30-49	16	72	12	15	3	6	200
RICE (0-1)	FG	3FG	FT	O-D-T	PF	TP	A	TO	BS	S	MP
15 Felder*	1-5	0-1	0-0	2-4-6	1	2	2	3	0	0	29
22 Clark*	0-1	0-1	1-2	0-4-4	3	1	0	2	0	0	26
3 Evee*	5-13	3-10	2-2	0-1-1	2	15	1	2	0	2	34
24 Mullins*	0-5	0-3	3-4	2-0-2	5	3	3	0	0	0	23
55 Ege Havsa*	1-6	0-1	1-2	0-1-1	1	3	3	1	0	1	19
00 Moore	2-4	1-3	2-4	2-1-3	2	7	2	3	0	0	16
4 Olivari	7-14	6-10	1-2	1-3-4	0	21	0	0	0	0	31
5 Sheffield	0-0	0-0	0-0	0-0-0	0	0	0	0	0	0	2
11 Abercrombie	3-8	3-6	0-0	2-2-4	1	9	0	0	0	0	21
TEAM				1-4-5							
Totals	19-56	13-35	10-16	10-20-30	15	61	11	15	0	5	200
	1st	2nd	Total								
New Mexico	31	41	72	FG%	3FG%	FT%					
Rice	25	36	61	33.9	37.1	62.5					

Points in the Paint-UNM 40, Rice 12; Points off Turnovers-UNM 8 Rice 10
2nd Chance Points-UNM 14, Rice 2; Fast Break Points-UNM 7, Rice 6
Bench Points-UNM 21, Rice 37. Score Tied-2 times. Lead changed-6 times.
Largest lead-UNM by 13 2nd-3:45, Rice by 5 1st-10:16.
UNM led for 31:17, Rice led for 5:18, Game tied 3:25.
Officials: Antonio Petty, Bert Smith, Olanis Poole
Technical: none

NEW MEXICO OUR LADY OF THE LAKE **104** GAME #2
65 Dec. 15, 2020
Tudor Fieldhouse
Houston, Texas

OLLU (1-3)	FG	3FG	FT	O-D-T	PF	TP	A	TO	BS	S	MP
1 Embry*	3-7	0-1	0-0	1-2-3	1	6	2	0	1	0	32
5 Monzon*	3-10	2-3	0-0	0-3-3	1	8	0	4	0	0	30
10 Minnifield*	0-3	0-1	0-0	0-0-0	4	0	0	3	0	0	16
22 Patterson*	1-7	1-6	0-0	1-0-1	1	3	2	1	1	2	21
24 White*	8-13	3-7	6-7	1-4-5	1	25	3	3	0	0	28
0 Coleman	1-6	0-1	2-2	0-0-0	2	4	2	2	0	0	19
4 Trevino	2-5	2-3	0-0	1-0-1	1	6	2	1	0	0	17
12 Woodington	0-0	0-0	0-0	0-0-0	0	0	0	0	0	0	0+
13 Williams	1-4	1-4	0-0	1-1-2	4	3	1	2	0	0	9
14 Tedesco	1-1	1-1	0-0	0-1-1	3	3	0	2	0	0	15
15 Goode	0-1	0-1	0-0	0-1-1	0	0	0	0	0	0	3
21 Kintu	3-5	0-0	1-2	0-1-1	1	7	1	2	0	0	9
TEAM				1-2-3							
Totals	23-62	10-28	9-11	16-31-42	19	65	13	18	4	7	200
UNM (2-0)	FG	3FG	FT	O-D-T	PF	TP	A	TO	BS	S	MP
1 Matos*	2-2	0-0	2-2	2-1-3	2	6	2	2	3	0	21
2 Singleton*	6-9	0-0	1-2	4-6-10	2	13	4	2	0	0	22
4 Kuac*	3-5	3-4	0-0	1-3-4	0	9	2	1	2	2	18
10 Maluach*	6-10	2-3	3-8	1-5-6	1	17	0	2	2	3	23
11 Francis*	2-13	1-7	1-1	0-2-2	1	6	4	1	0	1	19
0 Marin	1-1	1-1	0-0	0-1-1	1	3	0	2	0	0	5
3 McGee	4-7	1-3	0-0	3-3-3	2	9	1	1	0	0	16
5 Brown	6-6	0-0	4-5	1-0-1	0	16	0	2	1	0	18
12 Headings	0-0	0-0	0-0	0-0-0	0	0	1	0	0	0	2
13 Johnson	3-3	1-1	0-0	0-1-1	0	7	2	0	0	1	12
14 Padgett	0-1	0-0	0-0	1-0-1	0	0	1	0	0	0	1
20 Patterson	1-1	1-1	0-0	0-0-0	1	3	1	0	0	0	8
21 Dorsey	0-0	0-0	0-0	0-0-0	0	0	0	1	0	0	0
22 Manuel	5-5	0-0	1-2	1-5-6	1	11	2	1	1	0	17
23 Medina	0-2	0-2	0-0	0-1-1	0	0	0	0	0	0	3
30 Wegscheider	1-2	0-1	2-3	0-2-2	1	4	1	1	0	0	2
TEAM				3-1-4							
Totals	40-67	10-23	14-23	14-34-48	12	104	21	14	9	10	200
	1st	2nd	Total								
Our Lady of the Lake	35	30	65	FG%	3FG%	FT%					
New Mexico	52	52	104	59.7	43.5	60.9					

Points in the Paint-OLLU 20, UNM 54; Points off Turnovers-OLLU 15 UNM 27
2nd Chance Points-OLLU 2, UNM 15; Fast Break Points-OLLU 7, UNM 18
Bench Points-OLLU 23, UNM 53. Score Tied-1 time. Lead changed-1 time.
Largest lead-OLLU by 4 1st-18:40, UNM by 40 2nd-3:34.
OLLU led for 2:44, UNM led for 36:15, Game tied 1:01.
Officials:
Technical: none

NEW MEXICO LETOURNEAU **90** GAME #3
58 Dec. 17, 2020
Tudor Fieldhouse
Houston, Texas

LET (0-1)	FG	3FG	FT	O-D-T	PF	TP	A	TO	BS	S	MP
33 Gerber*	1-3	0-2	0-0	0-1-1	4	2	0	0	0	1	11
2 Pride*	3-9	0-2	1-2	2-3-5	3	7	1	3	1	2	20
4 Eberhardt*	7-20	5-16	0-0	0-3-3	1	19	0	0	0	1	36
5 Matthews*	1-3	1-1	0-0	3-5-8	3	3	2	0	1	0	17
15 Jackson*	5-19	2-10	2-3	1-4-5	2	14	5	0	1	2	36
0 Hester	0-0	0-0	0-0	0-0-0	0	0	0	0	0	0	3
1 Wilson	3-10	2-9	0-0	1-0-1	1	8	1	1	0	2	20
11 Richardson	1-9	0-2	0-0	1-1-2	1	2	0	0	2	1	17
13 Carter	0-0	0-0	0-0	1-2-3	3	0	1	1	0	0	12
20 Stolzenburg	1-2	1-1	0-0	0-0-0	0	3	0	3	0	0	6
24 Blaine	0-3	0-1	0-0	1-0-1	1	0	0	0	0	0	13
30 Sims	0-0	0-0	0-0	0-0-0	0	0	0	0	0	0	3
45 Johnson	0-1	0-0	0-0	0-0-0	0	0	0	0	0	0	6
TEAM				1-2-3							
Totals	22-79	11-44	3-5	11-21-32	19	58	10	8	5	9	200
UNM (3-0)	FG	3FG	FT	O-D-T	PF	TP	A	TO	BS	S	MP
5 Brown*	6-7	0-0	1-2	3-5-8	1	13	0	0	1	0	18
22 Manuel*	4-13	0-1	0-0	4-3-7	0	8	1	2	1	0	15
2 Singleton*	2-5	0-1	3-7	3-5-8	1	7	2	1	0	0	20
10 Maluach*	6-8	0-0	3-4	4-8-12	1	15	3	1	1	0	21
11 Francis*	1-3	0-0	0-0	0-3-3	0	2	2	2	0	1	13
0 Marin	2-2	1-1	0-0	0-2-2	1	5	2	0	0	0	11
1 Matos	7-14	0-0	2-6	6-4-10	0	16	0	2	1	0	19
3 McGee	0-4	0-3	0-0	2-1-3	1	0	2	4	0	0	13
4 Kuac	3-7	0-1	0-0	2-3-5	1	6	1	1	0	0	15
12 Headings	1-1	0-0	1-1	0-1-1	1	3	0	0	0	0	3
13 Johnson	1-4	0-1	2-4	2-1-3	0	4	1	0	0	1	10
14 Padgett	3-4	1-1	0-0	1-1-2	0	7	0	0	0	0	9
20 Patterson	0-3	0-2	0-0	0-2-2	2	0	1	1	0	0	6
21 Dorsey	0-2	0-1	0-0	0-1-1	0	0	1	0	0	0	10
23 Medina	0-0	0-0	0-0	0-0-0	0	0	0	0	0	0	2
30 Wegscheider	2-6	0-0	0-0	3-3-6	1	4	1	1	0	0	3
TEAM				2-4-6							
Totals	38-83	2-12	12-24	32-47-79	10	90	26	15	4	5	200
	1st	2nd	Total								
LeTourneau	21	37	58	FG%	3FG%	FT%					
New Mexico	40	50	90	45.8	16.7	60.0					

Points in the Paint-LET 20, UNM 68; Points off Turnovers-LET 14 UNM 6
2nd Chance Points-LET 7, UNM 34; Fast Break Points-LET 9, UNM 11
Bench Points-LET 13, UNM 45. Score Tied-0 times. Lead changed-0 times.
Largest lead-LET none, UNM by 35 2nd-0:32.
LET led for 0:00, UNM led for 39:40, Game tied 0:20.
Officials: Brad Gaston, Rick O'Neill, Brad Fowler
Technical: none

BOISE STATE NEW MEXICO **77** GAME #4
53 Dec. 21, 2020
ExtraMile Arena
Boise, Idaho

UNM (3-1, 0-1)	FG	3FG	FT	O-D-T	PF	TP	A	TO	BS	S	MP
1 Matos*	2-5	0-0	0-0	0-2-2	4	4	0	0	0	0	18
5 Brown*	0-3	0-0	2-2	1-1-2	3	2	1	1	0	0	19
2 Singleton*	2-3	0-0	1-5	3-1-4	0	5	3	2	0	0	22
10 Maluach*	5-12	1-2	2-3	0-3-3	3	13	1	2	0	0	27
11 Francis*	0-5	0-3									

2020-21 REVIEW

NEVADA NEW MEXICO **84** **74** GAME #7
Jan. 2, 2021
Rip Griffin Center
Lubbock, Texas

NEV (8-3, 3-1)	FG	3FG	FT	O-D-T	PF	TP	A	TO	BS	S	MP
5 Washington*	4-6	0-0	2-4	2-4-6	5	10	0	0	1	1	27
14 Coleman*	2-3	0-1	1-1	1-1-2	4	5	0	0	0	0	13
15 Meeks*	3-4	1-2	3-4	3-1-4	2	10	1	3	0	0	24
4 Cambridge*	5-17	3-9	2-2	1-5-6	4	15	4	0	2	3	34
25 Sheffield*	6-13	5-8	11-12	0-4-4	1	28	8	3	0	1	38
3 Huseinovic	0-1	0-1	0-0	0-1-1	1	0	2	0	0	0	13
11 Milling	4-5	4-4	2-0	1-1-1	3	14	0	0	0	1	23
23 Henry	0-1	0-0	0-0	0-1-1	1	0	0	0	0	0	9
42 Hymes	1-1	0-0	0-0	1-3-4	5	2	2	2	0	0	17
TEAM				0-0-0							
Totals	25-51	13-25	21-25	8-21-29	26	84	17	9	1	5	200
UNM (3-4, 0-4)	FG	3FG	FT	O-D-T	PF	TP	A	TO	BS	S	MP
1 Matos*	3-4	0-0	1-2	2-1-3	1	7	1	0	0	0	25
5 Brown*	2-4	0-0	5-8	2-1-3	4	9	2	0	0	0	22
2 Singleton*	2-5	0-1	6-10	0-2-2	1	10	1	0	0	1	30
10 Maluach*	6-12	1-5	0-0	2-4-6	3	13	5	6	0	1	35
11 Francis*	1-6	1-3	7-8	0-3-3	2	10	2	0	0	1	20
0 Marin	1-4	1-2	0-0	3-1-4	3	3	4	0	0	0	23
3 McGee	5-11	4-10	0-0	1-1-1	2	14	0	1	0	1	17
4 Kuac	1-1	1-1	0-1	1-0-1	4	3	0	1	0	0	8
13 Johnson	0-0	0-0	0-1	1-1-1	1	0	0	0	0	0	3
22 Manuel	2-4	1-1	0-0	1-1-1	2	5	0	0	0	0	12
30 Wegscheider	0-0	0-0	0-0	0-0-0	0	0	1	0	0	0	5
TEAM				1-2-3							
Totals	23-51	9-23	19-29	11-17-28	23	74	16	8	0	4	200
	1st	2nd	Total			FG%	3FG%	FT%			
Nevada	39	45	84			49.0	52.0	84.0			
New Mexico	36	38	74			45.1	39.1	65.5			

Points in the Paint-NEV 22, UNM 22; Points off Turnovers-NEV 10, UNM 16
2nd Chance Points-NEV 12, UNM 12; Fast Break Points-NEV 12, UNM 15
Bench Points-NEV 16, UNM 25, Score Tied-4 times. Lead changed-5 times.
Largest lead-NEV by 13 1st-3:25, UNM by 7 1st-16:28.
NEV led for 28:18, UNM led for 9:01, Game tied 2:41.
Officials: Michael Irving, Shawn Lehigh, Jon Stigliano
Technical: none

UTAH STATE NEW MEXICO **77** **45** GAME #8
Jan. 6, 2021
Rip Griffin Center
Lubbock, Texas

USU (8-3, 5-0)	FG	3FG	FT	O-D-T	PF	TP	A	TO	BS	S	MP
34 Bean*	2-5	0-0	1-1	1-0-1	1	5	4	1	3	0	26
23 Queta*	9-10	0-0	0-2	1-5-6	3	18	1	4	5	1	30
22 Miller*	1-5	1-5	3-3	0-0-0	2	6	1	1	0	2	21
24 Worster*	1-2	0-1	0-0	2-4-6	2	2	1	3	0	1	20
44 Anthony*	6-11	1-1	2-2	1-4-5	0	15	3	1	0	0	35
2 Bairstow	3-6	1-3	2-2	0-3-3	0	9	1	0	0	1	15
3 Ashworth	0-6	0-3	4-4	0-3-3	0	4	2	0	0	1	21
10 Anderson	4-7	1-1	5-6	2-3-5	2	14	1	1	1	0	14
11 Shulga	0-1	0-1	0-0	1-0-1	1	0	0	1	0	0	3
12 Zapala	0-0	0-0	0-0	0-0-0	0	0	0	0	0	0	1
21 Stastny	0-0	0-0	0-0	0-0-0	0	0	0	0	0	0	1
30 Verishev	0-1	0-1	0-0	1-1-1	0	0	0	1	0	0	3
32 Dodus	2-3	0-0	0-0	2-4-6	1	4	2	0	1	1	10
35 Wickizer	0-0	0-0	0-1	0-1-1	0	0	0	0	0	0	1
TEAM				1-2-3							
Totals	28-57	4-16	17-21	11-30-41	12	77	16	15	10	7	200
UNM (3-5, 0-5)	FG	3FG	FT	O-D-T	PF	TP	A	TO	BS	S	MP
1 Matos*	0-1	0-0	1-2	1-3-4	2	1	0	1	1	0	21
5 Brown*	1-5	0-0	3-4	1-2-3	1	5	1	2	1	2	23
0 Marin*	0-6	0-1	0-0	1-3-4	3	0	1	3	0	0	16
2 Singleton*	3-8	0-0	3-4	1-1-2	3	9	0	2	0	1	18
10 Maluach*	3-7	1-1	0-0	1-4-5	0	7	0	3	0	2	26
3 McGee	4-7	2-5	0-0	1-1-2	2	10	1	1	0	0	20
4 Kuac	1-3	1-3	0-0	0-2-2	2	3	0	1	0	0	13
11 Francis	3-5	1-2	1-2	0-1-1	0	8	2	2	0	0	18
13 Johnson	0-3	0-2	2-2	1-0-1	2	2	0	0	0	0	9
14 Padgett	0-3	0-2	0-0	0-1-1	0	0	0	0	0	1	5
20 Patterson	0-1	0-1	0-0	0-0-0	0	0	0	0	0	0	1
21 Dorsey	0-1	0-1	0-0	0-0-0	0	0	0	0	0	0	6
22 Manuel	0-6	0-3	0-0	0-2-2	2	0	0	1	3	0	16
30 Wegscheider	0-0	0-0	0-0	0-0-0	0	0	0	0	0	0	4
33 Arroyo	0-0	0-0	0-0	1-0-1	0	0	0	0	0	0	3
TEAM				1-0-1							
Totals	15-56	5-21	10-14	9-20-29	17	45	5	18	5	7	200
	1st	2nd	Total			FG%	3FG%	FT%			
Utah State	41	36	77			49.1	25.0	81.0			
New Mexico	18	27	45			26.8	23.8	71.4			

Points in the Paint-USU 46, UNM 12; Points off Turnovers-USU 19, UNM 13
2nd Chance Points-USU 12, UNM 6; Fast Break Points-USU 3, UNM 10
Bench Points-USU 31, UNM 23, Score Tied-1 time. Lead changed-2 times.
Largest lead-USU by 34 2nd-1:15, UNM by 5 1st-13:15.
USU led for 33:42, UNM led for 2:46, Game tied 3:32
Officials: David Hall, Tony Padilla, Tommy Nunez
Technical: none

UTAH STATE NEW MEXICO **82** **46** GAME #9
Jan. 8, 2021
Rip Griffin Center
Lubbock, Texas

USU (8-3, 5-0)	FG	3FG	FT	O-D-T	PF	TP	A	TO	BS	S	MP
34 Bean*	6-9	1-2	0-0	8-5-13	1	13	2	2	0	0	25
23 Queta*	5-10	0-0	1-3	3-10-13	1	11	1	2	3	2	26
22 Miller*	1-6	1-5	0-0	1-1-2	0	3	3	0	0	0	22
24 Worster*	4-7	0-1	0-0	0-4-4	2	8	2	3	0	0	23
44 Anthony*	5-10	1-1	1-2	3-5-8	1	12	4	3	0	1	30
2 Bairstow	2-4	0-1	3-4	0-2-2	1	7	0	0	1	0	16
3 Ashworth	3-7	2-4	2-2	0-0-0	1	10	5	2	0	1	24
10 Anderson	2-4	1-1	2-2	0-1-1	0	7	1	0	0	1	15
11 Shulga	0-0	0-0	2-2	0-1-1	0	2	1	1	0	0	3
12 Zapala	0-1	0-0	0-0	0-0-0	0	0	0	0	0	0	3
21 Stastny	1-1	1-1	0-0	0-0-0	0	3	0	0	0	0	1
32 Dorius	3-4	0-0	0-2	2-3-5	1	6	1	2	1	1	11
TEAM				1-3-4							
Totals	32-63	7-16	11-17	18-35-53	8	82	20	17	5	6	200
UNM (3-6, 0-6)	FG	3FG	FT	O-D-T	PF	TP	A	TO	BS	S	MP
1 Matos*	1-4	0-0	0-0	1-2-3	3	2	0	0	0	0	17
5 Brown*	2-8	0-0	0-0	1-0-1	2	4	0	2	0	0	27
0 Marin*	0-3	0-2	0-0	0-3-3	5	0	1	1	0	1	17
2 Singleton*	0-3	0-1	0-0	0-0-0	1	0	0	1	0	1	6
10 Maluach*	5-11	1-4	2-2	0-2-2	1	13	0	2	2	2	25
3 McGee	2-5	1-2	0-0	0-1-1	0	5	1	1	0	0	16
4 Kuac	0-2	0-2	0-0	0-2-2	1	0	0	3	0	1	14
11 Francis	3-7	2-2	0-0	0-0-0	0	8	3	2	0	0	19
13 Johnson	0-4	0-3	0-0	0-1-1	2	0	1	0	0	0	20
14 Padgett	0-0	0-0	0-0	0-1-1	0	0	1	1	1	0	3
21 Dorsey	3-6	1-3	0-0	1-1-2	1	7	0	0	0	1	15
22 Manuel	3-7	0-1	1-2	2-2-4	1	7	0	0	1	0	15
30 Wegscheider	0-1	0-1	0-0	0-0-0	0	0	1	0	0	0	6
TEAM				1-1-2							
Totals	19-61	5-21	3-4	6-16-22	17	46	8	14	4	6	200
	1st	2nd	Total			FG%	3FG%	FT%			
Utah State	45	37	82			50.8	43.8	64.7			
New Mexico	18	28	46			31.1	23.8	75.0			

Points in the Paint-USU 38, UNM 22; Points off Turnovers-USU 14, UNM 14
2nd Chance Points-USU 16, UNM 9; Fast Break Points-USU 6, UNM 2
Bench Points-USU 35, UNM 27. Score Tied-0 times. Lead changed-0 times.
Largest lead-USU by 36 2nd-0:25, UNM none.
USU led for 39:25, UNM led for 0:00, Game tied 0:35
Officials: Randy McCall, John Higgins, Kevin Britt
Technical: none

NEW MEXICO DIXIE STATE **72** **63** GAME #10
Jan. 13, 2021
Burns Arena (771)
St. George, Utah

UNM (4-6)	FG	3FG	FT	O-D-T	PF	TP	A	TO	BS	S	MP
1 Matos*	4-9	0-0	0-1	2-2-4	1	8	0	1	0	0	16
5 Brown*	4-10	0-0	0-0	6-6-12	1	8	2	0	2	0	34
2 Singleton*	5-8	0-0	7-10	2-4-6	3	17	4	1	4	1	36
10 Maluach*	5-12	0-1	2-2	1-5-6	4	12	2	2	1	0	30
11 Francis*	0-8	0-6	3-4	1-3-4	1	3	0	3	0	0	20
0 Marin	4-6	2-3	3-4	0-4-4	5	13	0				

2020-21 REVIEW

NEW MEXICO 67
SAN JOSE ST 51

GAME #13
Jan. 21, 2021
Burns Arena
St. George, Utah

SJSU (2-11, 0-9)	FG	3FG	FT	O-D-T	PF	TP	A	TO	BS	S	MP
22 Lacewell*	0-1	0-1	0-0	1-0-1	0	0	0	1	0	0	7
35 Agee*	6-10	0-0	2-3	2-3-5	4	14	1	2	1	1	35
2 Dalcourt*	4-13	2-7	0-0	0-4-4	0	10	0	2	0	1	25
10 Moore*	3-6	0-1	1-2	0-4-4	4	7	0	4	0	2	38
11 Washington*	1-3	0-1	1-2	1-4-5	0	3	1	1	0	0	13
1 Simmons*	1-3	1-3	4-5	1-5-6	2	7	1	2	0	2	29
4 Mendoza	3-6	0-1	0-3	1-5-6	3	6	1	3	0	0	23
5 Clarkin	0-0	0-0	0-0	0-0-0	1	0	0	0	0	0	3
40 Courtney	0-0	0-0	0-0	0-0-0	0	0	0	0	0	0	2
44 Smith	2-8	0-6	0-0	0-1-1	0	4	1	0	0	0	25
TEAM				3-1-4							
Totals	20-50	3-20	8-15	6-27-33	14	51	5	15	1	6	200
UNM (5-8, 1-8)	FG	3FG	FT	O-D-T	PF	TP	A	TO	BS	S	MP
5 Brown*	6-10	0-0	3-4	1-3-4	2	15	0	1	0	1	32
22 Manuel*	3-8	0-2	0-0	0-4-4	1	6	0	2	1	1	21
2 Singleton*	2-9	0-0	1-2	2-2-4	1	5	5	1	0	1	27
10 Maluach*	10-14	2-5	3-3	1-5-6	4	25	3	4	0	4	36
30 Wegscheider*	2-3	0-1	1-1	2-4-6	3	5	0	0	0	1	24
0 Marin	1-4	1-3	2-2	0-3-3	2	5	3	1	0	1	13
1 Matos	3-8	0-0	0-1	2-1-3	0	6	0	0	1	1	13
4 Kuac	0-5	0-0	0-0	1-4-5	1	0	0	0	0	0	25
11 Francis	0-0	0-0	0-0	0-0-0	0	0	1	1	0	0	4
13 Johnson	0-2	0-2	0-0	0-0-0	0	0	0	1	0	0	5
TEAM				3-1-4							
Totals	27-63	3-17	10-13	12-27-39	14	67	12	9	3	10	200
San Jose State	21	30	51	FG% 3FG% FT%							
New Mexico	31	36	67	42.9 17.6 76.9							

Points in the Paint-SJSU 26, UNM 42; Points off Turnovers-SJSU 10 UNM 17
2nd Chance Points-SJSU 5, UNM 12; Fast Break Points-SJSU 10, UNM 12
Bench Points-SJSU 17, UNM 11. Score Tied-1 time. Lead changed-0 times.
Largest lead-SJSU none, UNM by 19 2nd-2:08.
SJSU led for 0:00, UNM led for 36:58, Game tied 3:02.
Officials: Shawn Lehigh, Frank Harvey III, Nate Harris
Technical: none

SAN JOSE ST 83
NEW MEXICO 71

GAME #14
Jan. 23, 2021
Burns Arena
St. George, Utah

SJSU (3-11, 1-9)	FG	3FG	FT	O-D-T	PF	TP	A	TO	BS	S	MP
35 Agee*	7-14	0-0	2-4	3-4-7	4	16	1	2	0	3	34
1 Simmons*	1-5	0-4	3-4	2-1-3	2	5	2	1	0	0	24
2 Dalcourt*	5-13	2-7	4-6	1-5-6	0	16	3	0	0	0	32
10 Moore*	7-9	0-0	0-6	3-7-10	2	14	5	3	0	3	40
44 Smith*	6-12	4-8	0-0	0-0-0	0	16	0	1	0	1	40
4 Mendoza	5-5	4-4	2-3	0-2-2	5	16	3	0	0	2	24
5 Clarkin	0-0	0-0	0-0	0-0-0	0	0	0	0	0	0	1
40 Courtney	0-0	0-0	0-0	0-0-0	2	0	0	0	0	0	6
TEAM				0-1-1							
Totals	31-58	10-23	11-23	9-20-29	15	83	14	7	0	10	200
UNM (5-9, 1-9)	FG	3FG	FT	O-D-T	PF	TP	A	TO	BS	S	MP
5 Brown*	4-8	0-0	2-3	5-2-7	5	10	4	2	0	0	34
22 Manuel*	12-20	1-2	0-0	4-3-7	2	25	1	3	4	1	30
2 Singleton*	7-9	0-0	0-3	0-2-2	4	14	11	1	1	1	30
10 Maluach*	2-11	1-7	1-1	0-6-6	4	6	6	3	0	0	35
30 Wegscheider*	2-3	1-2	0-0	0-6-6	1	5	1	0	1	0	18
0 Marin	1-4	1-3	0-0	0-0-0	1	3	2	2	0	1	10
1 Matos	2-2	0-0	1-2	1-1-2	1	5	0	1	0	0	11
4 Kuac	1-5	1-3	0-0	1-3-4	3	3	0	2	0	0	22
13 Johnson	0-0	0-0	0-0	0-2-2	1	0	0	0	0	0	9
TEAM				3-0-3							
Totals	31-62	5-17	4-9	14-25-29	22	71	26	15	6	3	200
San Jose State	33	50	83	FG% 3FG% FT%							
New Mexico	35	50	71	53.4 43.5 47.8							

Points in the Paint-SJSU 38, UNM 38; Points off Turnovers-SJSU 18, UNM 5
2nd Chance Points-SJSU 13, UNM 10; Fast Break Points-SJSU 20, UNM 5
Bench Points-SJSU 16, UNM 11. Score Tied-5 times. Lead changed-8 times.
Largest lead-SJSU by 16 2nd-1:54, UNM by 8 1st-14:36.
SJSU led for 18:22, UNM led for 18:36, Game tied 3:02.
Officials: Larry Spaulding, Tony Padilla, Brent Meaux
Technical: none

FRESNO ST 64
NEW MEXICO 62

GAME #15
Jan. 28, 2021
Save Mart Center
Fresno, Calif.

UNM (5-10, 1-10)	FG	3FG	FT	O-D-T	PF	TP	A	TO	BS	S	MP
1 Matos*	1-2	0-0	1-3	4-0-4	4	3	0	1	2	0	26
5 Brown*	0-3	0-0	1-3	3-2-5	4	1	1	3	1	1	24
10 Maluach*	9-17	0-1	6-6	0-5-5	4	24	1	3	1	2	41
2 Singleton*	6-9	0-0	2-4	1-9-10	4	14	1	9	1	1	35
30 Wegscheider*	0-4	0-1	0-0	1-4-5	0	0	0	1	0	1	20
4 Kuac	0-1	0-1	0-0	0-1-1	1	0	0	0	0	0	13
11 Francis	4-9	1-3	1-2	1-1-2	1	10	0	1	0	1	24
13 Johnson	0-1	0-0	0-0	1-1-2	0	0	0	0	0	0	8
22 Manuel	5-15	0-3	0-1	1-3-4	2	10	1	0	0	0	34
TEAM				2-3-5							
Totals	25-61	1-9	11-19	14-29-43	20	62	4	18	5	6	225
FSU (6-6, 4-6)	FG	3FG	FT	O-D-T	PF	TP	A	TO	BS	S	MP
10 Robinson*	1-7	0-2	2-2	4-12-16	3	4	1	3	0	2	35
25 Holland*	3-8	3-8	0-0	0-4-4	3	9	2	1	0	1	38
3 Hill*	2-8	2-8	1-4	1-4-5	2	7	5	5	0	1	37
4 Ballard*	5-13	4-9	4-5	1-3-4	2	18	0	1	0	1	34
23 Colimero*	0-3	0-0	1-2	3-1-4	2	1	1	1	0	1	23
0 Harding	0-0	0-0	0-2	0-1-1	1	0	1	1	0	2	6
1 Gage	0-2	0-0	0-0	0-1-1	1	0	0	1	0	1	4
5 Campbell	0-2	0-1	0-0	0-1-1	1	0	0	2	0	0	5
13 Stroud	6-10	0-1	2-3	1-0-1	3	14	4	0	0	2	21
22 Whitaker	1-1	1-1	0-0	0-0-0	0	3	0	0	0	0	10
34 Meah	3-5	0-0	2-4	2-1-3	3	6	0	2	0	0	12
TEAM				1-0-1							
Totals	21-59	10-30	12-22	13-28-41	21	64	14	17	0	11	225
New Mexico	19	34	9	FG% 3FG% FT%							
Fresno State	19	34	11	35.6 33.3 54.5							

Points in the Paint-UNM 32, FSU 20; Points off Turnovers-UNM 16, FSU 20
2nd Chance Points-UNM 7, FSU 13; Fast Break Points-UNM 2, FSU 9
Bench Points-UNM 20, FSU 25. Score Tied-11 times. Lead changed-16 times.
Largest lead-UNM by 4 2nd-17:43, FSU by 10 1st-12:17.
UNM led for 09:11, FSU led for 27:27, Game tied 8:21.
Officials: Mike Reed, D.G. Nelson, Tommy Nunez
Technical: UNM-Bench; FSU-Stroud

FRESNO ST 65
NEW MEXICO 55

GAME #16
Jan. 30, 2021
Save Mart Center
Fresno, Calif.

UNM (5-11, 1-11)	FG	3FG	FT	O-D-T	PF	TP	A	TO	BS	S	MP
5 Brown*	3-5	0-0	0-0	1-4-5	1	6	0	0	0	0	24
10 Maluach*	5-17	1-9	0-2	0-8-8	3	11	3	0	0	1	36
2 Singleton*	1-8	0-2	4-7	3-3-6	3	6	1	5	1	1	29
11 Francis*	4-13	2-7	0-0	1-0-1	0	10	1	4	0	1	28
22 Manuel*	3-9	0-1	0-0	4-1-5	2	6	1	2	1	0	28
1 Matos	1-3	0-0	0-0	2-0-2	3	2	0	1	0	0	11
4 Kuac	0-0	0-0	0-0	1-0-1	2	0	0	1	0	0	8
13 Johnson	2-4	0-1	0-0	1-0-1	0	4	1	0	0	0	10
20 Patterson	0-0	0-0	0-0	0-0-0	0	0	0	0	0	0	2
3- Wegscheider	4-6	2-3	0-0	5-3-8	4	10	1	1	0	4	24
TEAM				1-2-3							
Totals	23-65	5-23	4-9	19-21-40	18	55	8	16	2	7	200
FSU (7-6, 5-6)	FG	3FG	FT	O-D-T	PF	TP	A	TO	BS	S	MP
10 Robinson*	3-5	0-0	0-0	1-4-5	5	6	2	2	3	1	28
25 Holland*	2-8	2-7	4-4	2-3-5	2	10	1	1	0	2	32
3 Hill*	1-5	1-4	4-4	0-2-2	1	7	5	5	0	2	29
4 Ballard*	5-8	4-6	2-2	2-2-2	2	16	2	1	0	1	35
13 Stroud*	3-7	0-3	7-8	2-5-7	3	13	0	6	0	2	26
0 Harding	3-4	0-1	0-1	0-3-3	0	6	3	1	0	1	16
5 Campbell	1-2	0-1	0-0	0-0-0	0	2	0	0	0	0	13
22 Whitaker	0-2	0-2	0-0	0-0-0	0	0	0	0	0	0	3
23 Colimero	0-0	0-0	0-2	0-1-1	0	0	1	0	0	0	8
34 Meah	2-2	0-0	1-3	0-0-0	0	5	0	0	0	0	10
TEAM				0-5-5							
Totals	20-43	7-24	18-24	5-25-30	13	65	14	16	3	9	200
New Mexico	28	27	55	FG% 3FG% FT%							
Fresno State	28	37	65	35.4 21.7 44.4							

Points in the Paint-UNM 28, FSU 24; Points off Turnovers-UNM 15, FSU 17
2nd Chance Points-UNM 12, FSU 6; Fast Break Points-UNM 8, FSU 8
Bench Points-UNM 16, FSU 13. Score Tied-4 times. Lead changed-5 times.
Largest lead-UNM by 6 1st-18:39, FSU by 10 2nd-0:02.
UNM led for 14:31, FSU led for 21:35, Game tied 3:32.
Officials: Deron White, Doran Gotschall, Eric Anderson
Technical: none

WYOMING 83
NEW MEXICO 74

GAME #17
Feb. 17, 2021
Clune Arena
USAFA, Colo.

UNM (5-11, 1-11)	FG	3FG	FT	O-D-T	PF	TP	A	TO	BS	S	MP
33 Ike*	1-3	0-0	3-4	1-3-4	4	5	1	1	0	0	14
1 Williams*	5-15	3-5	4-9	0-4-4	2	17	5	6	0	3	39
3 Marble*	2-6	1-3	7-9	3-9-12	4	12	0	1	0	2	33
24 Maldonado*	4-11	1-4	2-2	5-3-8	4	11	4	0	1	4	42
53 DuSell*	6-14	2-10	0-1	0-1-1	2	14	1	0	0	0	39
0 Jeffries	4-8	2-6	0-0	0-3-3	0	10	1	0	0	0	20
10 Thompson	5-8	4-7	0-0	3-2-5	2	14	2	0	0	0	31
25 Oden	0-2	0-0	0-0	1-2-3	3	0	0	0	0	1	6

2020-21 REVIEW

**NEW MEXICO
AIR FORCE**

**73
65**

GAME #19
Feb. 22, 2021
Clune Arena (100)
USAFA, Colo.

UNM (6-13, 2-13)	FG	3FG	FT	O-D-T	PF	TP	A	TO	BS	S	MP
1 Matos*	6-7	0-0	1-3	1-6-7	1	13	0	3	2	1	22
0 Marin*	0-1	0-0	0-0	0-3-3	1	0	1	1	0	0	19
2 Singleton*	2-5	0-0	1-2	2-4-6	1	5	13	1	0	2	33
4 Kuac*	4-7	1-3	0-0	0-3-3	2	9	0	0	0	1	23
10 Maluach*	8-18	1-3	5-6	4-3-7	2	22	2	5	0	0	31
5 Brown	1-2	0-1	0-1	1-3-4	2	2	0	2	0	1	18
11 Francis	2-4	0-2	4-4	0-1-1	1	8	4	0	0	1	30
13 Johnson	0-0	0-0	0-0	1-0-1	1	0	0	0	0	0	5
22 Manuel	7-7	0-0	0-0	0-2-2	1	14	2	4	0	1	17
30 Wegscheider	0-0	0-0	0-0	0-1-1	0	0	0	0	0	0	2
TEAM			1-1-2								2
Totals	30-51	2-9	11-16	10-17-37	12	73	22	18	2	7	200
AFA (4-17, 2-15)	FG	3FG	FT	O-D-T	PF	TP	A	TO	BS	S	MP
22 Jackson*	1-2	0-0	1-2	0-1-1	1	3	2	1	0	0	15
4 Murphy*	1-3	0-2	0-0	0-2-2	3	2	4	2	1	2	31
5 Joyce*	7-17	0-6	2-2	2-6-8	3	16	1	3	0	1	38
10 Walker*	9-19	3-8	5-8	1-1-2	2	26	3	0	0	2	40
30 Vander Zwaag*	0-6	0-4	1-2	0-0-0	2	1	1	1	0	3	32
0 Octave	1-1	0-0	0-0	0-0-0	0	2	1	1	0	0	5
11 Akaya	0-1	0-1	0-0	0-0-0	0	0	1	0	0	1	6
15 Kinrade	4-4	3-3	4-5	3-3-6	3	15	0	2	0	2	25
44 Van Soelen	0-1	0-0	0-0	0-0-0	2	0	1	1	1	1	9
TEAM			3-0-3								1
Totals	23-54	6-24	13-19	9-13-22	16	65	14	12	2	12	200
1st	2nd	Total	FG%	3FG%	FT%						
New Mexico	32	41	73	58.8	22.2	68.8					
Air Force	25	40	65	42.6	25.0	68.4					

Points in the Paint-UNM 44, AFA 32; Points off Turnovers-UNM 16, AFA 16
2nd Chance Points-UNM 11, AFA 10; Fast Break Points-UNM 10, AFA 7
Bench Points-UNM 24, AFA 17. Score Tied-4 times. Lead changed-2 times.
Largest lead-UNM by 11 1st-2:45, AFA by 7 2nd-13:03.
UNM led for 31:24, AFA led for 6:52. Game tied 1:44.
Officials: Chris Raslatter, Larry Spaulding, Nate Harris
Technical: none

**AIR FORCE
NEW MEXICO**

**62
55**

GAME #20
Feb. 24, 2021
Clune Arena (100)
USAFA, Colo.

UNM (6-14, 2-14)	FG	3FG	FT	O-D-T	PF	TP	A	TO	BS	S	MP
1 Matos*	3-4	0-0	1-4	2-1-3	2	7	1	1	0	0	17
0 Marin*	0-2	0-2	0-0	0-2-2	2	0	0	1	0	0	18
2 Singleton*	2-6	0-0	3-5	1-3-4	3	7	2	5	2	0	27
4 Kuac*	2-8	2-7	0-0	1-5-6	3	6	2	1	0	2	20
10 Maluach*	8-14	3-7	1-2	1-4-5	4	20	3	2	0	0	31
5 Brown	1-3	0-0	2-4	1-3-4	3	4	0	4	0	0	21
11 Francis	3-7	0-2	1-1	0-2-2	2	7	1	4	0	0	24
13 Johnson	0-2	0-1	0-0	1-0-1	0	0	0	0	0	1	8
22 Manuel	0-2	0-0	2-2	1-6-7	1	2	1	1	1	0	23
30 Wegscheider	1-2	0-1	0-0	1-0-1	0	2	0	2	0	1	11
TEAM			3-2-5								2
Totals	20-50	5-20	10-18	12-28-40	20	55	10	21	3	4	200
AFA (5-17, 3-15)	FG	3FG	FT	O-D-T	PF	TP	A	TO	BS	S	MP
11 Akaya*	4-8	0-2	0-0	0-2-2	3	8	3	2	2	1	27
22 Jackson*	2-6	1-1	3-4	1-2-3	4	8	3	1	1	2	30
4 Murphy*	1-5	0-4	0-0	0-6-6	5	2	3	4	0	1	33
5 Joyce*	3-8	1-1	1-2	0-4-4	0	8	1	0	0	1	27
10 Walker*	4-11	0-0	8-11	0-4-4	0	16	1	1	0	2	35
0 Octave	7-9	2-3	2-2	1-4-5	3	18	1	2	0	1	17
15 Kinrade	0-2	0-0	0-0	0-0-0	0	0	1	0	1	1	10
30 Vander Zwaag	1-2	0-1	0-1	0-2-2	1	2	1	1	0	1	13
44 Van Soelen	0-1	0-1	0-0	2-0-2	0	0	0	1	1	0	8
TEAM			2-0-2								2
Totals	22-52	4-13	14-20	6-24-30	16	62	14	12	5	10	200
1st	2nd	Total	FG%	3FG%	FT%						
New Mexico	21	34	55	40.0	25.0	55.6					
Air Force	29	33	62	42.3	30.8	70.0					

Points in the Paint-UNM 28, AFA 36; Points off Turnovers-UNM 7, AFA 14
2nd Chance Points-UNM 10, AFA 6; Fast Break Points-UNM 2, AFA 19
Bench Points-UNM 15, AFA 20. Score Tied-2 times. Lead changed-2 times.
Largest lead-UNM by 2 2nd-12:04, AFA by 16 1st-8:35.
UNM led for 0:30, AFA led for 37:00. Game tied 2:30.
Officials: Eric Curry, Gerry Pollard, Mike Reed
Technical: UNM-Matos

**COLORADO ST
NEW MEXICO**

**87
73**

GAME #21
Mar. 3, 2021
Moby Arena
Fort Collins, Colo.

UNM (6-15, 2-15)	FG	3FG	FT	O-D-T	PF	TP	A	TO	BS	S	MP
0 Marin*	4-8	1-4	0-1	0-2-2	2	9	2	1	0	0	23
2 Singleton*	2-6	0-1	1-5	4-1-5	1	5	5	3	3	0	25
10 Maluach*	7-16	1-2	5-6	2-6-8	2	20	2	1	1	1	30
11 Francis*	3-9	1-2	3-4	2-2-4	3	10	4	1	0	2	35
13 Johnson*	2-10	0-5	4-6	2-4-6	1	8	2	1	1	0	30
4 Kuac*	3-6	1-4	0-0	0-1-1	1	7	1	1	3	0	18
12 Headdings	0-1	0-1	0-0	0-0-0	3	0	2	0	1	0	14
14 Padgett	3-4	1-2	1-1	0-1-1	3	8	1	0	0	0	11
20 Patterson	0-1	0-1	0-0	0-0-0	0	0	1	0	0	0	6
23 Medina	2-3	2-3	0-0	0-0-0	0	6	0	0	0	0	9
TEAM			2-1-3								2
Totals	26-64	7-25	14-23	12-18-30	16	73	20	8	9	3	200
CSU (17-4, 14-3)	FG	3FG	FT	O-D-T	PF	TP	A	TO	BS	S	MP
10 Moors*	3-8	0-0	0-1	2-5-7	3	6	1	2	3	1	22
21 Roddy*	6-10	0-2	0-0	3-11-14	0	12	9	0	0	1	29
31 Thistlewood*	11-13	5-7	0-0	0-5-5	3	27	2	0	1	0	22
3 Moore*	6-11	3-6	2-2	1-1-2	3	17	1	2	0	2	31
4 Stevens*	3-11	1-6	2-2	2-2-4	2	9	10	3	0	0	32
1 Tonje	1-4	0-1	0-0	2-2-4	0	2	1	1	0	0	19
5 Byrd	1-2	0-1	0-0	0-1-1	3	2	2	0	0	0	16
11 Thomas	1-1	0-0	2-2	1-1-2	2	4	1	3	0	0	13
22 Bassett	1-2	0-1	0-0	0-0-0	1	2	0	0	0	0	1
23 Rivera	2-4	0-1	2-2	0-1-1	1	6	0	1	0	0	15
TEAM			3-2-5								1
Totals	35-66	9-25	8-9	14-31-45	18	87	27	13	4	4	200
1st	2nd	Total	FG%	3FG%	FT%						
New Mexico	31	42	73	40.6	28.0	60.9					
Colorado State	47	40	87	53.0	36.0	88.9					

Points in the Paint-UNM 30, CSU 46; Points off Turnovers-UNM 14, CSU 6
2nd Chance Points-UNM 13, CSU 13; Fast Break Points-UNM 13, CSU 18
Bench Points-UNM 21, CSU 16. Score Tied-2 times. Lead changed-0 times.
Largest lead-UNM none, CSU by 21 2nd-14:37.
UNM led for 0:00, CSU led for 39:02. Game tied 0:58.
Officials: Bob Staffen, Larry Spaulding, Casey McClellan
Technical: none

**FRESNO ST
NEW MEXICO**

**85
77**

GAME #22
Mar. 10, 2021
Thomas & Mack Center
Las Vegas, Nev.

UNM (6-16)	FG	3FG	FT	O-D-T	PF	TP	A	TO	BS	S	MP
0 Marin*	4-11	4-10	1-2	1-1-2	5	13	4	3	1	2	31
2 Singleton*	3-6	0-0	1-6	0-0-0	2	7	1	2	0	0	30
10 Maluach*	2-10	1-4	11-12	1-3-4	5	16	1	3	1	2	25
11 Francis*	6-8	4-4	3-4	1-2-3	2	19	5	3	0	2	35
13 Johnson*	3-10	1-3	3-3	3-3-6	0	10	0	0	0	0	30
4 Kuac*	1-4	0-2	0-1	0-1-1	5	2	2	3	0	0	21
12 Headdings	1-1	0-0	0-0	0-0-0	0	2	0	0	0	1	8
14 Padgett	3-5	2-4	0-1	0-1-1	4	8	1	2	0	0	14
20 Patterson	0-0	0-0	0-0	0-0-0	2	0	1	0	0	0	5
23 Medina	0-1	0-1	0-0	0-0-0	0	0	0	0	0	1	1
TEAM			2-4-6								1
Totals	23-56	12-28	19-29	8-15-23	25	77	15	17	2	8	200
FSU (12-11)	FG	3FG	FT	O-D-T	PF	TP	A	TO	BS	S	MP
10 Robinson*	2-2	0-0	10-11	1-11-12	4	14	1	7	0	1	30
3 Hill*	6-11	3-6	2-3	0-4-4	3	17	5	7	0	2	32
4 Ballard*	3-5	3-5	3-5	0-2-2	5	12	0	1	2	0	32
13 Stroud*	8-12	0-2	3-5	1-4-5	4	19	0	3	2	3	31
25 Holland*	5-10	1-4	4-4	3-7-10	3	15	6	0	1	2	39
0 Harding	0-1	0-0	0-0	0-2-2	2	0	0	2	0	0	10
5 Campbell	1-2	0-0	2-4	0-0-0	0	4	1	0	0	1	10
11 Gray	1-1	0-0	0-2	0-0-0	2	2	1	0	0	0	8
23 Colmerio	0-1	0-1	0-0	0-0-0	0	0	1	3	0	0	6
34 Meah	1-1	0-0	0-0	0-1-1	1	2	0	0	0	0	2
TEAM			0-0-0								2
Totals	27-46	7-18	24-34	5-31-36	24	85	15	25	5	9	200
1st	2nd	Total	FG%	3FG%	FT%						
New Mexico	35	42	77	41.1	42.9	65.5					
Fresno State	34	51	85	58.7	38.9	70.6					

Points in the Paint-UNM 16, FSU 36; Points off Turnovers-UNM 22, FSU 18
2nd Chance Points-UNM 5, FSU 4; Fast Break Points-UNM 9, FSU 16
Bench Points-UNM 12, FSU 8. Score Tied-6 times. Lead changed-17 times.
Largest lead-UNM by 10 1st-13:01, FSU by 15 2nd-5:05.
UNM led for 17:28, FSU led for 20:12. Game tied 2:20.
Officials: Eric Curry, Tommy Nunez, D.G. Nelson
Technical: UNM-Bench, Kuac; FSU-Stroud

ALL-TIME RESULTS

YEAR	W-L	Pct.	Conf.	Pct.	Finish	-----Overall-----							--Conf--		Conf Tourn.		NCAA		AP		VS. TOP 25	COACH
						H	A	N	NOV	DEC	JAN	FEB	MAR	H	A	W-L	SEED	TOURNAMENT	SEED	NIT		
1900	0-1	.000	-	-	-	0-1	-	-	-	-	-	0-1	-	-	-	-	-	-	-	-	-	-
1901	no team																					
1902	2-0	1.00	-	-	-	2-0	-	-	-	-	1-0	1-0	-	-	-	-	-	-	-	-	-	-
1903	1-2	.333	-	-	-	1-2	-	-	-	1-0	0-1	0-1	-	-	-	-	-	-	-	-	-	-
1904	no team																					
1905	1-0	1.00	-	-	-	-	1-0	-	-	1-0	-	-	-	-	-	-	-	-	-	-	-	-
1906	2-2	.500	-	-	-	2-2	-	-	-	0-1	1-1	1-0	-	-	-	-	-	-	-	-	-	-
1907	1-1	.500	-	-	-	-	1-1	-	-	-	1-1	-	-	-	-	-	-	-	-	-	-	-
1908	5-1	.833	-	-	-	5-1	-	-	-	1-0	2-1	2-0	-	-	-	-	-	-	-	-	-	-
1909	1-0	1.00	-	-	-	1-0	-	-	-	-	1-0	-	-	-	-	-	-	-	-	-	-	-
1910	2-3	.400	-	-	-	1-3	1-0	-	-	0-1	1-1	1-1	-	-	-	-	-	-	-	-	-	-
1911	4-1	.800	-	-	-	3-1	1-0	-	-	-	3-0	1-1	-	-	-	-	-	-	-	-	-	Ralph Hutchinson
1912	1-2	.333	-	-	-	1-1	0-1	-	-	-	1-2	-	-	-	-	-	-	-	-	-	-	Ralph Hutchinson
1913	6-0	1.00	-	-	-	5-0	1-0	-	-	-	2-0	4-0	-	-	-	-	-	-	-	-	-	Ralph Hutchinson
1914	0-1	.000	-	-	-	-	0-1	-	-	-	-	0-1	-	-	-	-	-	-	-	-	-	Ralph Hutchinson
1915	8-1	.889	-	-	-	7-0	1-1	-	-	-	4-0	2-1	2-0	-	-	-	-	-	-	-	-	Ralph Hutchinson
1916	9-2	.818	-	-	-	9-2	-	-	-	-	5-0	4-1	0-1	-	-	-	-	-	-	-	-	Ralph Hutchinson
1917	4-1	.800	-	-	-	4-0	0-1	-	-	-	3-0	1-1	-	-	-	-	-	-	-	-	-	Ralph Hutchinson
7 yrs	32-8	.800																				Ralph Hutchinson
1918	no team																					
1919	2-4	.333	-	-	-	2-2	0-2	-	-	-	1-0	1-3	0-1	-	-	-	-	-	-	-	-	John F. McGough
1920	0-3	.000	-	-	-	0-3	-	-	-	-	0-1	0-2	-	-	-	-	-	-	-	-	-	Roy Johnson
1921	no team																					
1922	0-2	.000	-	-	-	0-2	-	-	-	-	-	0-2	-	-	-	-	-	-	-	-	-	Roy Johnson
1923	2-7	.222	-	-	-	2-2	0-5	-	-	-	2-3	0-4	-	-	-	-	-	-	-	-	-	Roy Johnson
1924	5-3	.625	-	-	-	1-3	4-0	-	-	-	-	5-2	0-1	-	-	-	-	-	-	-	-	Roy Johnson
1925	12-1	.923	-	-	-	9-0	3-1	-	-	-	1-0	9-1	2-0	-	-	-	-	-	-	-	-	Roy Johnson
1926	12-2	.857	-	-	-	8-0	4-2	-	-	-	3-2	9-0	-	-	-	-	-	-	-	-	-	Roy Johnson
1927	13-4	.765	-	-	-	9-2	4-2	-	-	-	2-2	10-2	1-0	-	-	-	-	-	-	-	-	Roy Johnson
1928	12-7	.632	-	-	-	9-7	3-0	-	-	2-1	5-3	5-3	-	-	-	-	-	-	-	-	-	Roy Johnson
1929	14-9	.609	-	-	-	9-5	5-4	-	-	0-1	5-3	9-4	0-1	-	-	-	-	-	-	-	-	Roy Johnson
1930	16-5	.800	-	-	-	11-3	5-1	-	-	-	3-2	12-2	1-0	-	-	-	-	-	-	-	-	Roy Johnson
1931	9-7	.563	-	-	-	4-4	5-3	-	-	-	3-1	6-6	-	-	-	-	-	-	-	-	-	Roy Johnson
1932	10-6	.625	5-5	.500	3rd	5-3	5-3	-	-	-	5-1	5-5	-	5-3	0-2	-	-	-	-	-	-	Tom Churchill
1933	13-6	.684	8-4	.667	4th	6-3	7-3	-	-	-	6-0	7-6	-	3-1	5-3	-	-	-	-	-	-	Tom Churchill
2 yrs	23-12	.657	13-9	.591																		Tom Churchill
1934	16-4	.800	6-4	.600	3rd	9-3	7-1	-	-	2-0	7-1	6-3	-	5-3	1-1	-	-	-	-	-	-	Roy Johnson
1935	10-10	.500	7-9	.438	3rd	6-7	4-3	-	-	2-1	2-4	6-5	-	4-6	3-3	-	-	-	-	-	-	Roy Johnson
1936	16-10	.615	11-9	.550	4th	11-4	5-6	-	-	2-0	5-3	8-6	1-1	6-4	5-5	-	-	-	-	-	-	Roy Johnson
1937	12-14	.462	10-10	.500	4th	8-7	4-7	-	-	2-2	3-5	7-5	0-2	7-5	3-5	-	-	-	-	-	-	Roy Johnson
1938	9-16	.360	6-10	.375	5th	6-10	3-6	-	-	1-3	4-3	4-9	0-1	3-5	3-5	-	-	-	-	-	-	Roy Johnson
1939	4-21	.160	4-16	.200	7th	2-9	2-11	0-1	-	0-4	1-3	2-11	1-3	2-8	2-8	-	-	-	-	-	-	Roy Johnson
1940	3-22	.120	2-14	.125	6th	3-9	0-13	-	-	1-2	0-7	2-12	0-1	2-6	0-8	-	-	-	-	-	-	Roy Johnson
18 yrs	165-146	.531	46-72	.390																		Roy Johnson
1941	5-18	.217	4-14	.222	6th	4-8	1-8	0-2	-	0-6	3-3	2-9	-	3-6	1-8	-	-	-	-	-	-	Dr. Benjamin Sacks
1942	9-13	.409	5-11	.389	8th	5-4	3-7	1-2	-	2-2	5-3	2-8	-	4-4	1-7	-	-	-	-	-	-	Willis Barnes
1943	3-17	.150	1-11	.083	7th	3-10	0-7	-	-	0-1	2-6	1-10	-	1-5	0-6	-	-	-	-	-	-	Willis Barnes
2 yrs	12-30	.286	6-22	.214																		Willis Barnes
1944	11-2	.846	3-0	1.00	1st	9-2	2-0	-	1-0	3-1	5-1	2-0	-	2-0	1-0	-	-	-	-	-	-	George White
1945	14-2	.875	12-0	1.00	1st	10-2	4-0	-	-	3-1	8-1	3-0	-	9-0	3-0	-	-	-	-	-	-	Woody Clements
1946	16-9	.640	13-8	.619	4th	12-5	4-4	-	-	5-1	6-4	4-3	1-1	11-4	2-4	-	-	-	-	-	-	Woody Clements
1947	11-8	.579	10-6	.625	3rd	8-2	3-5	0-1	-	3-1	3-1	5-3	0-3	7-1	3-5	-	0-1/NAIA	-	-	-	-	Woody Clements
1948	14-15	.483	8-8	.500	T-4th	11-1	3-14	-	-	5-7	6-3	3-5	-	7-1	1-7	-	-	-	-	-	-	Woody Clements
1949	11-12	.478	7-9	.438	5th	8-3	1-7	2-2	-	4-3	4-3	3-5	0-1	6-2	1-7	-	-	-	-	-	-	Woody Clements
1950	5-19	.208	4-12	.250	6th	5-4	0-12	0-3	-	1-7	1-5	2-7	1-0	4-4	0-8	-	-	-	-	-	0-2	Woody Clements
1951	13-11	.542	9-7	.563	T-4th	8-2	3-8	2-1	-	5-4	4-2	3-5	1-0	6-2	3-5	-	-	-	-	-	0-2	Woody Clements
1952	6-19	.240	1-13	.071	8th	4-9	2-10	-	-	1-6	1-6	2-7	2-0	1-6	0-7	-	-	-	-	-	0-1	Beri Huffman
1953	10-15	.400	5-9	.357	T-5th	8-4	2-9	0-2	-	4-4	4-4	2-4	0-3	5-2	0-7	-	-	-	-	-	-	Woody Clements
1954	12-11	.522	5-9	.357	6th	10-5	2-6	-	-	5-1	2-5	5-2	0-3	3-4	2-5	-	-	-	-	-	0-1	Woody Clements
1955	7-17	.292	2-12	.143	8th	5-5	2-12	-	-	4-3	2-6	1-6	0-2	2-4	0-8	-	-	-	-	-	0-3	Woody Clements
10 yrs	113-119	.487	75-80	.484																		Woody Clements
1956	6-16	.273	5-9	.357	T-6th	5-6	1-8	0-2	-	1-6	4-3	0-6	1-1	4-4	1-5	-	-	-	-	-	0-1	Bill Stockton
1957	5-21	.192	1-13	.071	8th	3-7	2-12	0-2	1-0	3-7	1-5	0-7	0-2	1-6	0-7	-	-	-	-	-	0-1	Bill Stockton
1958	3-21	.125	0-14	.000	8th	3-12	0-9	-	-	3-5	0-7	0-6	0-3	0-7	0-7	-	-	-	-	-	-	Bill Stockton
3 yrs	14-57	.197	6-36	.143																		Bill Stockton
1959	3-19	.136	1-13	.071	T-7th	2-10	0-9	1-0	-	2-4	1-5	0-7	0-3	1-6	0-7	-	-	-	-	-	0-1	Bob Sweeney
1960	6-19	.240	3-11	.214	T-6th	4-6	1-12	1-1	-	3-5	1-6	2-6	0-2	2-5	1-6	-	-	-	-	-	0-5	Bob Sweeney
1961	6-17	.261	3-11	.214	T-7th	6-7	0-10	-	-	3-6	1-3	2-6	0-2	3-4	0-7	-	-	-	-	-	0-2	Bob Sweeney
1962	6-20	.231	3-11	.214	T-7th	4-9	1-11	1-0	-	3-8	1-5	1-6	1-1	2-5	1-6	-	-	-	-	-	0-1	Bob Sweeney
4 yrs	21-75	.219	10-46	.179																		Bob Sweeney

ALL-TIME RESULTS

YEAR	W-L	Pct.	Conf.	Pct.	Finish	-----Overall-----							--Conf--		Conf Tour.		NCAA		AP RANK	VS. TOP 25	COACH		
						H	A	N	NOV	DEC	JAN	FEB	MAR	H	A	W-L	SEED	TOURNAMENT				SEED	NIT
1963	16-9	.640	4-6	.400	4th	11-2	5-7	-	-	8-2	5-2	2-5	1-0	3-2	1-4	-	-	-	-	-	-	0-2	Bob King
1964	23-6	.793	7-3	.700	T-1st	14-0	7-5	2-1	1-0	7-1	6-1	5-3	4-1	5-0	2-3	-	-	-	-	2-1	-	-	Bob King
1965	19-8	.704	5-5	.500	T-2nd	14-1	4-6	1-1	-	9-1	5-1	5-3	0-3	4-1	1-4	-	-	-	-	0-1	-	0-2	Bob King
1966	16-8	.667	4-6	.400	5th	11-2	5-6	-	-	8-1	4-1	2-6	2-0	4-1	0-5	-	-	-	-	-	-	1-1	Bob King
1967	19-8	.704	5-5	.500	T-3rd	14-1	4-6	1-1	-	9-1	2-4	7-1	1-2	4-1	1-4	-	-	-	-	1-1	-	1-0	Bob King
1968	23-5	.821	8-2	.800	1st	16-2	7-3	-	-	10-0	6-0	6-2	1-3	5-0	3-2	-	-	0-2/Reg. 4th (16)	-	6	-	2-0	Bob King
1969	17-9	.654	4-6	.400	T-5th	12-2	5-7	-	1-0	7-3	4-3	4-3	1-0	3-2	1-4	-	-	-	-	-	-	2-0	Bob King
1970	13-13	.500	7-7	.500	T-5th	10-4	3-7	0-2	-	4-6	3-4	5-3	1-0	5-2	2-5	-	-	-	-	-	-	0-3	Bob King
1971	14-12	.538	4-10	.286	7th	10-5	4-7	-	-	9-1	3-4	1-6	1-1	3-4	1-6	-	-	-	-	-	-	1-0	Bob King
1972	15-11	.577	7-7	.500	T-4th	12-2	2-7	1-2	-	6-4	5-2	3-4	1-1	6-1	1-6	-	-	-	-	-	-	1-3	Bob King
10 yrs.	175-89	.663	55-57	.491														0-2		3-3		Bob King	
1973	21-6	.778	9-5	.643	T-2nd	13-1	8-4	0-1	1-0	8-0	6-3	6-1	0-2	6-1	3-4	-	-	-	-	0-1	-	1-0	Norm Ellenberger
1974	22-7	.759	10-4	.714	1st	15-0	6-6	1-1	-	10-0	4-3	5-3	3-1	7-0	3-4	-	-	2-1/Reg. 3rd (16)	-	-	-	2-0	Norm Ellenberger
1975	13-13	.500	4-10	.286	7th	11-4	1-9	1-0	1-0	6-3	4-3	2-5	0-2	3-4	1-6	-	-	-	-	-	-	0-6	Norm Ellenberger
1976	16-11	.593	8-6	.571	4th	12-4	4-7	-	1-0	6-3	4-5	4-3	1-0	5-2	3-4	-	-	-	-	-	-	0-1	Norm Ellenberger
1977	19-11	.633	8-6	.571	T-3rd	15-3	4-8	-	2-0	6-4	6-3	5-2	0-2	4-3	4-3	-	-	-	-	-	-	1-3	Norm Ellenberger
1978	24-4	.857	13-1	.929	1st	16-1	8-2	0-1	2-0	5-2	8-0	7-1	2-1	7-0	6-1	-	-	0-1/Reg QF (32) 2Q	-	-	-	2-1	Norm Ellenberger
1979	19-10	.655	8-4	.667	3rd	15-2	3-8	1-0	1-1	7-3	3-4	7-1	1-1	6-0	2-4	-	-	-	-	0-1	-	-	Norm Ellenberger
7 yrs.	134-62	.684	60-36	.625														2-2		0-2		Norm Ellenberger	
1980	6-22	.214	3-11	.214	T-7th	6-12	0-10	-	-	3-9	2-7	1-5	0-1	3-4	0-7	-	-	-	-	-	-	0-2	Charlie Harrison
1981	11-15	.423	6-10	.375	7th	9-7	2-8	-	1-1	4-3	3-5	3-4	0-2	4-4	2-6	-	-	-	-	-	-	0-5	Gary Colson
1982	14-14	.500	7-9	.438	6th	13-3	1-11	-	2-0	4-4	3-6	3-4	2-0	6-2	1-7	-	-	-	-	-	-	-	Gary Colson
1983	14-15	.483	6-10	.375	T-7th	13-4	1-11	-	2-0	5-3	4-4	2-7	1-1	5-3	1-7	-	-	-	-	-	-	-	Gary Colson
1984	24-11	.686	10-6	.625	3rd	16-4	6-6	2-1	1-2	7-1	8-2	5-3	3-3	5-3	5-3	2-1	3	-	-	0-1	-	1-3	Gary Colson
1985	19-13	.594	9-7	.563	3rd	14-6	5-6	0-1	3-0	3-4	7-2	3-5	3-2	6-2	3-5	1-1	3	-	-	1-1	-	0-1	Gary Colson
1986	17-14	.548	8-8	.500	5th	14-4	2-10	1-0	4-0	4-4	5-3	2-5	2-2	6-2	2-6	1-1	5	-	-	0-1	-	0-3	Gary Colson
1987	25-10	.714	11-5	.688	3rd	19-4	4-5	2-1	2-1	8-2	7-3	6-2	2-2	7-1	4-4	2-1	3	-	-	0-1	-	-	Gary Colson
1988	22-14	.611	8-8	.500	5th	19-2	3-9	0-3	3-2	8-1	5-3	4-4	2-4	7-1	1-7	0-1	5	-	-	2-1	-	3-3	Gary Colson
8 yrs.	146-106	.579	65-63	.508														6-5		3-5		Gary Colson	
1989	22-11	.667	11-5	.688	3rd	15-5	6-5	1-1	1-2	4-2	7-1	6-3	4-3	6-2	5-3	1-1	3	-	-	2-1	-	0-2	Dave Bliss
1990	20-14	.588	9-7	.563	5th	18-3	2-9	0-2	3-0	5-4	2-6	6-1	4-3	6-2	3-5	0-1	5	-	-	3-2	-	0-1	Dave Bliss
1991	20-10	.667	10-6	.625	3rd	15-2	5-6	0-2	3-0	7-2	5-4	4-2	1-2	6-2	4-4	0-1	3	0-1/1st Rd (64)	14	-	-	1-1	Dave Bliss
1992	20-13	.606	11-5	.688	3rd	15-5	4-6	1-2	2-2	4-3	5-3	6-2	3-3	8-0	3-5	1-1	3	-	-	2-1	-	1-1	Dave Bliss
1993	24-7	.774	13-5	.722	3rd	15-1	6-5	3-1	-	7-1	6-3	6-2	5-1	8-1	5-4	3-0	3	0-1/1st Rd (64)	5	-	21	3-1	Dave Bliss
1994	23-8	.742	14-4	.778	1st	16-1	6-5	1-2	1-0	7-2	7-2	6-1	2-3	9-0	5-4	1-1	1	0-1/1st Rd (64)	10	-	-	-	Dave Bliss
1995	15-15	.500	9-9	.500	5th	12-8	3-7	-	1-2	4-3	4-5	4-3	2-2	6-3	3-6	1-1	5	-	-	-	-	1-3	Dave Bliss
1996	28-5	.848	14-4	.778	2nd	19-1	8-3	1-1	4-0	6-0	6-3	7-1	5-1	8-1	6-3	3-0	2	1-1/2nd Rd (32)	7	-	23	1-3	Dave Bliss
1997	25-8	.756	11-5	.688	3rd-M	18-0	4-6	3-2	5-0	6-1	4-2	7-2	3-3	8-0	3-5	2-1	3-M	1-1/2nd Rd (32)	3	-	11	2-3	Dave Bliss
1998	24-8	.750	11-3	.786	2nd-M	15-1	6-5	3-2	5-0	4-1	6-2	6-3	3-2	6-1	5-2	2-1	2-M	1-1/2nd Rd (32)	4	-	18	2-5	Dave Bliss
1999	25-9	.735	9-5	.643	2nd-P	19-1	3-6	3-2	4-0	7-1	6-3	5-3	3-2	6-1	3-4	2-1	2-P	1-1/2nd Rd (32)	9	-	25	1-4	Dave Bliss
11 yrs.	246-108	.695	122-58	.678														16-9		4-7		7-4	Dave Bliss
2000	18-14	.563	9-5	.643	3rd	14-7	4-6	0-1	4-2	3-5	4-3	5-1	2-3	5-2	4-3	0-1	3	-	-	1-1	-	2-2	Fran Fraschilla
2001	21-13	.618	6-8	.429	T-5th	15-4	4-8	2-1	3-1	6-0	4-4	4-4	4-4	4-3	2-5	2-1	4	-	-	2-1	-	0-1	Fran Fraschilla
2002	16-14	.533	6-8	.429	6th	14-5	2-9	-	2-3	7-0	4-3	3-5	0-3	5-2	1-6	0-1	6	-	-	0-1	-	0-2	Fran Fraschilla
3 yrs.	55-41	.573	21-21	.500														2-3		3-3			Fran Fraschilla
2003	10-18	.357	4-10	.286	7th	10-7	0-10	0-1	1-2	3-4	3-4	2-5	1-3	4-3	0-7	0-1	7	-	-	-	-	1-0	Ritchie McKay
2004	14-14	.500	5-9	.357	T-5th	14-4	0-9	0-1	2-0	5-3	4-4	3-4	0-3	5-2	0-7	0-1	5	-	-	-	-	0-1	Ritchie McKay
2005	26-7	.788	10-4	.714	2nd	18-1	5-5	3-1	5-1	7-1	4-3	6-1	4-1	7-0	3-4	3-0	2	0-1/1st Rd (64)	12	-	-	2-2	Ritchie McKay
2006	17-13	.567	8-8	.500	5th	15-2	2-9	0-2	4-1	5-3	3-4	4-3	1-2	6-2	2-6	0-1	5	-	-	-	-	0-1	Ritchie McKay
2007	15-17	.469	4-12	.250	T-8th	13-5	1-10	1-2	5-0	6-3	2-7	2-5	0-2	3-5	1-7	0-1	9	-	-	-	-	1-2	Ritchie McKay
5 yrs.	82-69	.543	31-43	.419														3-4		0-1			Ritchie McKay
2008	24-9	.727	11-5	.688	3rd	16-2	8-6	0-1	7-0	5-2	4-3	6-2	2-2	6-2	5-3	0-1	3	-	-	0-1	-	-	Steve Alford
2009	22-12	.647	12-4	.750	T-1st	16-2	6-7	0-3	3-4	6-1	4-4	6-1	3-2	8-0	4-4	0-1	3	-	-	1-1	-	-	Steve Alford
2010	30-5	.857	14-2	.875	1st	17-0	10-3	3-2	6-0	7-1	7-2	7-0	3-2	8-0	6-2	1-1	1	1-1/2nd Rd (32)	3	-	8	5-0	Steve Alford
2011	22-13	.629	8-8	.500	5th	14-3	6-8	2-2	4-1	7-1	4-5	3-4	4-2	5-3	3-5	1-1	5	-	-	1-1	-	2-3	Steve Alford
2012	28-7	.800	10-4	.714	T-1st	14-2	8-3	6-2	5-2	7-0	6-2	5-2	5-1	6-1	4-3	3-0	2	1-1/2nd Rd (32)	5	-	21	3-3	Steve Alford
2013	29-6	.829	13-3	.813	1st	15-1	9-4	5-1	7-0	6-2	5-1	6-1	5-2	8-0	5-3	3-0							

YEAR-BY-YEAR STATISTICS

Year	GP (W-L)	H	A	N	FG-FGA	Pct.	3FG-A	Pct.	FT-FTA	Pct.	Reb (Avg)	Mar	Asst (Avg)	Stl (Avg)	Blk (Avg)	TO (Avg)	PF	Pts (Avg)	Mar
2021	22 (6-16)	0-0	3-8	3-8	538-1303	.413	105-382	.275	255-426	.599	839 (38.1)	+3.1	277 (12.6)	126 (5.7)	87 (4.0)	328 (14.9)	397	1436 (65.3)	-6.5
2020	33 (19-14)	15-3	2-9	2-2	892-1913	.466	230-704	.327	517-718	.720	1159 (35.1)	-0.8	494 (15.0)	267 (8.1)	95 (2.9)	475 (14.4)	514	2531 (76.7)	+1.5
2019	32 (14-18)	9-7	4-9	1-2	814-1929	.422	292-845	.346	523-745	.702	1203 (37.6)	+0.3	446 (13.9)	220 (6.9)	107 (3.3)	455 (14.2)	629	2443 (76.3)	-0.4
2018	34 (19-15)	13-4	4-8	2-3	939-2065	.455	367-979	.375	550-708	.777	1073 (31.6)	-4.2	539 (15.9)	251 (7.4)	96 (2.8)	422 (12.4)	697	2795 (82.2)	+4.5
2017	31 (17-14)	11-4	5-7	1-3	778-1963	.460	145-444	.327	582-780	.746	1071 (34.5)	+0.7	420 (13.4)	189 (6.1)	109 (3.5)	403 (13.0)	614	2283 (73.6)	+0.9
2016	32 (17-15)	12-4	5-7	0-4	829-1782	.465	196-540	.363	578-783	.738	1173 (36.7)	+3.8	461 (14.4)	180 (5.6)	130 (4.1)	489 (15.3)	659	2432 (76.0)	+2.6
2015	31 (15-16)	10-5	4-8	1-3	686-1589	.432	148-481	.308	401-609	.658	1081 (34.9)	+4.8	398 (12.8)	178 (5.7)	139 (4.5)	392 (12.6)	538	1921 (62.0)	+1.8
2014	34 (27-7)	13-2	8-3	6-2	847-1850	.458	197-593	.332	625-864	.723	1296 (38.1)	+5.3	522 (15.4)	162 (4.8)	172 (5.1)	361 (10.6)	578	2516 (74.0)	+7.9
2013	35 (29-6)	15-1	9-4	5-1	768-1815	.423	221-669	.351	598-829	.721	1232 (35.2)	+2.3	505 (14.4)	220 (6.3)	134 (3.8)	402 (11.5)	542	2355 (67.3)	+6.7
2012	34 (28-6)	14-1	8-3	6-2	849-1829	.464	251-668	.376	526-742	.709	1278 (37.6)	+6.5	551 (16.2)	237 (7.0)	115 (3.4)	458 (13.5)	592	2475 (72.8)	+13.9
2011	35 (22-13)	14-3	6-8	2-2	877-1917	.457	226-654	.346	582-817	.712	1300 (37.1)	+5.9	535 (15.3)	211 (6.0)	116 (3.3)	471 (13.5)	671	2562 (73.2)	+7.3
2010	35 (30-5)	17-1	10-2	3-2	887-2023	.438	273-739	.369	608-909	.669	1346 (38.5)	+5.2	497 (14.2)	232 (6.6)	120 (3.4)	387 (11.1)	615	2655 (75.9)	+8.7
2009	34 (22-12)	16-2	6-7	0-3	841-1824	.461	239-627	.381	589-839	.702	1174 (34.5)	+2.9	522 (15.4)	218 (6.4)	110 (3.2)	424 (12.5)	708	2510 (73.8)	+7.7
2008	33 (24-9)	16-2	8-6	0-1	847-1817	.466	271-646	.420	481-730	.659	1138 (34.5)	+2.5	537 (16.3)	207 (6.3)	88 (2.7)	403 (12.2)	644	2446 (74.1)	+11.4
2007	32 (15-17)	13-5	1-10	1-2	856-1865	.459	299-797	.375	399-604	.661	1068 (33.4)	-1.6	482 (15.1)	183 (5.7)	78 (2.4)	395 (12.3)	562	2410 (75.3)	+2.0
2006	30 (17-13)	15-2	2-9	0-2	690-1515	.455	193-558	.346	366-547	.669	884 (29.5)	-2.7	408 (13.6)	219 (7.3)	67 (2.2)	365 (12.2)	493	1939 (64.6)	+2.2
2005	33 (26-7)	18-1	5-5	3-1	855-1733	.493	269-688	.391	513-755	.679	1127 (34.2)	+2.1	491 (14.9)	252 (7.6)	115 (3.5)	455 (13.8)	558	2355 (70.5)	+11.2
2004	28 (14-14)	14-4	0-9	0-1	640-1428	.448	237-631	.376	431-597	.722	917 (32.8)	+1.2	393 (14.0)	160 (5.7)	86 (3.1)	367 (13.1)	501	1948 (69.6)	+3.9
2003	28 (10-18)	10-7	0-10	0-1	659-1559	.423	222-613	.362	446-609	.732	910 (32.5)	-2.7	339 (12.1)	160 (5.7)	75 (2.7)	331 (11.8)	506	1986 (70.9)	-2.3
2002	30 (16-14)	14-5	2-8	0-1	776-1718	.452	180-477	.377	474-712	.666	1100 (36.7)	+4.5	383 (12.8)	179 (6.0)	119 (4.0)	391 (13.0)	585	2206 (73.5)	+2.4
2001	34 (21-13)	15-4	4-8	2-1	829-1879	.441	183-534	.343	520-818	.636	1178 (34.7)	-0.9	423 (12.4)	227 (6.7)	136 (4.0)	398 (11.7)	704	2361 (69.4)	+2.8
2000	32 (18-14)	13-7	5-6	0-1	811-1782	.455	155-459	.338	546-769	.710	1151 (36.0)	-0.1	362 (11.3)	232 (7.3)	145 (4.5)	464 (14.5)	667	2323 (72.6)	+4.3
1999	34 (25-9)	19-1	3-6	3-2	889-1906	.466	247-667	.370	531-707	.751	1220 (35.9)	+2.0	482 (14.2)	224 (6.6)	111 (3.3)	429 (12.6)	463	2556 (75.2)	+7.4
1998	32 (24-8)	15-1	6-5	3-2	846-1793	.472	301-748	.402	430-568	.757	1097 (34.3)	+0.5	529 (16.5)	225 (7.0)	117 (3.7)	384 (12.0)	453	2423 (75.7)	+9.8
1997	33 (25-8)	18-0	4-6	3-2	855-1781	.480	245-656	.373	547-760	.720	1180 (35.8)	+2.4	528 (16.0)	232 (7.0)	131 (4.0)	428 (13.0)	536	2502 (75.8)	+12.3
1996	33 (28-5)	19-1	8-3	1-1	889-1802	.493	220-578	.381	569-814	.699	1204 (36.5)	+2.4	515 (15.6)	228 (6.9)	137 (4.2)	477 (14.5)	606	2567 (77.8)	+9.3
1995	30 (15-15)	12-8	3-7	0-0	799-1684	.474	199-579	.344	462-714	.647	1024 (34.1)	-1.9	437 (14.6)	213 (7.1)	117 (3.9)	390 (13.0)	591	2259 (75.3)	+3.2
1994	31 (23-8)	16-1	6-5	1-2	805-1789	.450	300-782	.384	500-682	.733	1227 (39.6)	+3.1	408 (13.2)	165 (5.3)	111 (3.6)	391 (12.6)	465	2410 (77.7)	+10.2
1993	31 (24-7)	15-1	6-5	3-1	768-1679	.457	238-611	.390	390-613	.636	1074 (34.7)	-0.4	449 (14.5)	200 (6.5)	133 (4.3)	373 (12.0)	489	2164 (69.8)	+6.6
1992	33 (20-13)	15-5	4-6	1-2	867-1870	.464	173-505	.349	519-772	.672	1194 (36.2)	+0.1	489 (14.8)	258 (7.8)	159 (4.8)	432 (13.1)	557	2429 (73.6)	+4.9
1991	30 (20-10)	15-2	5-6	0-2	868-1644	.528	134-345	.388	438-639	.686	1046 (34.9)	+0.6	564 (18.8)	229 (7.6)	141 (4.7)	450 (15.0)	497	2308 (76.9)	+6.4
1990	34 (20-14)	17-3	3-9	0-2	957-1957	.489	177-486	.364	523-717	.729	1229 (36.2)	+0.6	645 (19.0)	209 (6.1)	146 (4.3)	452 (13.3)	549	2614 (76.9)	+7.2
1989	33 (22-11)	15-5	7-5	0-1	992-1819	.545	157-362	.434	489-676	.723	1130 (34.2)	0	677 (20.5)	218 (6.6)	129 (3.9)	478 (14.5)	502	2630 (79.7)	+6.7
1988	36 (22-14)	19-2	3-9	0-3	1021-2079	.491	110-336	.327	572-824	.694	1357 (37.7)	+3.1	604 (16.8)	245 (6.8)	117 (3.3)	510 (14.2)	650	2724 (75.7)	+3.4
1987	35 (25-10)	19-4	4-5	2-1	1005-2082	.483	192-498	.386	626-896	.699	1250 (35.7)	-1.4	614 (17.5)	294 (8.4)	112 (3.2)	457 (13.1)	599	2828 (80.8)	+4.3
1986	31 (17-14)	14-4	2-10	1-0	837-1688	.496			417-690	.604	1083 (34.9)	+1.2	535 (17.2)	188 (6.1)	70 (2.3)	410 (13.2)	475	2091 (67.5)	+3.6
1985	32 (19-13)	14-6	5-6	0-1	871-1706	.511			511-735	.695	1013 (31.7)	-0.1	512 (16.0)	222 (6.9)	48 (1.5)	469 (14.7)	540	2263 (70.4)	+3.6
1984	35 (24-11)	16-4	6-6	2-1	838-1638	.512			554-753	.736	973 (27.8)	-2.4	489 (14.0)	221 (6.3)	54 (1.5)	426 (12.2)	537	2230 (63.7)	+4.5
1983	29 (14-15)	13-4	1-11	0-0	820-1647	.498			439-677	.648	957 (33.0)	-0.1	374 (12.9)	196 (6.8)	48 (1.7)	451 (15.6)	629	2079 (71.7)	+1.8
1982	28 (14-14)	13-3	1-11	0-0	758-1536	.493			460-679	.667	977 (34.9)	0	486 (17.4)	195 (7.0)	58 (2.1)	451 (16.1)	614	1976 (70.6)	+2.7
1981	26 (11-15)	9-7	2-8	0-0	755-1592	.474			475-664	.715	917 (35.3)	-6.3	397 (15.3)	199 (7.7)	59 (2.3)	447 (17.2)	604	1970 (75.8)	-1.5
1980	28 (6-22)	6-12	0-10	0-0	795-1680	.473			481-677	.710	1012 (36.1)	-5.2	362 (12.9)	153 (5.5)	41 (1.5)	460 (16.4)	519	2071 (74.0)	-6.0
1979	29 (19-10)	15-2	3-8	1-0	982-2121	.462			603-827	.729	1298 (44.8)	+2.6	492 (17.0)	223 (7.7)	75 (2.6)	506 (17.4)	725	2567 (88.5)	+6.5
1978	28 (24-4)	16-1	8-2	0-1	1112-2140	.520			527-789	.668	1388 (49.6)	+5.8	524 (18.7)	254 (9.1)	128 (4.6)	553 (19.8)	692	2731 (97.5)	+14.6
1977	30 (19-11)	15-3	4-8	0-0	1046-2162	.484			506-794	.637	1480 (49.3)	+4.6	460 (15.3)			580 (19.3)	657	2598 (86.6)	+6.0
1976	27 (16-11)	12-4	4-7	0-0	806-1685	.478			355-558	.636	1186 (43.9)	+6.4	372 (13.8)			603 (22.3)	568	1967 (72.9)	+2.4
1975	26 (13-13)	11-4	1-9	1-0	691-1534	.450			466-642	.726	1041 (40.0)	+1.9	343 (13.2)			510 (19.6)	535	1848 (71.1)	+0.9
1974	29 (22-7)	15-0	6-6	1-1	1004-2022	.497			433-666	.650	1292 (44.6)	+7.4	548 (18.9)			615 (21.2)	604	2441 (84.1)	+12.3
1973	27 (21-6)	13-1	8-4	0-1	885-1859	.476			353-552	.638	1215 (45.0)	+6.4	440 (16.3)			534	2122 (78.6)	+11.5	
1972	26 (15-11)	12-2	2-7	1-2	704-1619	.435			468-689	.679	1172 (45.1)	+4.8	381 (14.7)			480	1876 (72.2)	+3.4	
1971	26 (14-12)	10-5	4-7	0-0	728-1573	.463			478-732	.653	1131 (43.5)	+3.5	415 (16.0)			476	1934 (74.4)	+2.0	
1970	26 (13-13)	10-4	3-7	0-2	752-1704	.441			525-717	.732	1118 (43.0)	+2.0	413 (15.9)			483	2029 (78.0)	-0.7	
1969	26 (17-9)	12-2	5-7	0-0	794-1707	.466			425-640	.664	1243 (47.8)	+6.6				531	2013 (77.4)	+8.3	
1968	28 (23-5)	16-2	7-3	0-0	801-1737	.466			564-795	.709	1294 (46.2)	+5.6				528	2116 (77.4)	+9.3	
1967	27 (19-8)	14-1	4-6	1-1	792-1863	.425			361-546	.661	1304 (48.3)	+12.2				559	1945 (72.0)	+10.4	
1966	24 (16-8)	11-2	5-6	0-0	695-1548	.449			465-689	.675	1077 (44.9)	+3.1				473	1855 (77.3)	+8.8	
1965	27 (19-8)	14-1	4-6	1-1	748-1683	.444			425-657	.646	1347 (49.3)	+15.2				517	1927 (71.3)	+15.6	
1964	29 (23-6)	14-0	7-5	2-1	746-1636	.455			473-701	.674	1284 (44.3)	+13.1				479	1965 (67.7)	+10.5	
1963	25 (16-9)	11-2	5-7	0-0	637-1365	.467			365-566	.645	1086 (43.4)	+10.2				425	1639 (65.6)	+7.9	
1962	26 (6-20)	4-9	1-11	1-0	625-1671	.374			482-696	.693	960 (36.9)					535	1734 (66.7)	-9	

OPPONENT YEAR-BY-YEAR STATISTICS

Year	GP	FG-FGA	Pct.	3FG-A	Pct.	FT-FTA	Pct.	Reb (Avg)	Mar	Asst (Avg)	Stl (Avg)	Blk (Avg)	TO (Avg)	PF	Pts (Avg)	Mar
2021	22	557-1255	.444	180-528	.341	284-414	.686	771 (35.0)	-3.1	319 (14.5)	177 (8.0)	67 (3.0)	300 (13.6)	399	1578 (71.7)	+6.5
2020	33	918-2041	.450	301-869	.346	346-501	.691	1184 (35.9)	+0.8	537 (16.3)	232 (7.0)	85 (2.6)	486 (14.7)	635	2483 (75.2)	-1.5
2019	32	869-1925	.451	230-648	.355	486-708	.686	1193 (37.3)	-0.3	487 (15.2)	223 (7.0)	105 (3.3)	436 (13.6)	653	2454 (76.7)	+0.4
2018	34	931-1925	.484	228-603	.378	551-766	.719	1217 (35.8)	+4.2	461 (13.6)	201 (5.9)	113 (3.3)	562 (16.5)	684	2641 (77.7)	-4.5
2017	31	766-1771	.433	261-708	.369	460-667	.690	1049 (33.8)	-0.7	436 (14.1)	233 (7.5)	102 (3.3)	416 (13.4)	650	2253 (72.7)	-0.9
2016	32	807-1919	.421	247-761	.325	487-711	.685	1053 (32.9)	-3.8	453 (14.2)	249 (7.8)	130 (4.1)	393 (12.3)	680	2348 (73.4)	-2.6
2015	31	643-1601	.402	210-668	.314	370-526	.703	933 (30.1)	-4.8	384 (12.4)	188 (6.1)	103 (3.3)	361 (11.6)	559	1866 (60.2)	-1.8
2014	34	776-1996	.389	243-625	.348	453-625	.725	1115 (32.8)	-5.3	388 (9.9)	193 (5.7)	99 (2.9)	338 (9.9)	704	2248 (66.1)	-7.9
2013	35	760-1944	.391	263-761	.346	337-500	.674	1151 (32.9)	-2.3	440 (12.6)	189 (5.4)	101 (2.9)	445 (12.7)	693	2122 (60.6)	-6.7
2012	34	704-1847	.381	204-669	.305	389-579	.672	1059 (31.1)	-6.5	373 (11.0)	196 (5.8)	82 (2.4)	493 (14.5)	674	2001 (58.9)	-13.9
2011	35	813-1923	.423	226-682	.331	456-688	.663	1091 (31.2)	-5.9	445 (12.7)	212 (6.1)	104 (3.0)	461 (13.2)	738	2308 (65.9)	-7.3
2010	35	823-1922	.428	255-765	.333	451-673	.670	1165 (33.3)	-5.2	467 (13.3)	196 (5.6)	97 (2.8)	475 (13.6)	788	2352 (67.2)	-8.7
2009	34	703-1729	.407	237-671	.353	603-828	.728	1076 (31.6)	-2.9	415 (12.2)	179 (5.3)	75 (2.2)	494 (14.5)	717	2246 (66.1)	-7.7
2008	33	685-1672	.410	227-669	.339	472-691	.683	1057 (32.0)	-2.5	435 (13.2)	167 (5.1)	78 (2.4)	535 (16.2)	689	2069 (62.7)	-11.4
2007	32	840-1803	.466	238-662	.360	427-620	.689	1119 (35.0)	+1.6	503 (15.7)	186 (5.8)	88 (2.8)	450 (14.1)	604	2345 (73.3)	-2.0
2006	30	663-1510	.439	177-513	.345	370-504	.734	965 (32.2)	+2.7	415 (13.8)	189 (6.3)	80 (2.7)	425 (14.2)	516	1873 (62.4)	-2.2
2005	33	774-1860	.416	218-692	.315	358-513	.692	1059 (32.1)	-2.1	442 (13.4)	234 (7.1)	108 (3.3)	480 (15.5)	667	2122 (64.3)	-11.2
2004	28	648-1467	.442	186-519	.358	357-532	.671	884 (31.6)	-1.2	386 (13.8)	170 (6.1)	96 (3.4)	353 (12.6)	562	1839 (65.7)	-3.9
2003	28	739-1549	.477	183-516	.355	390-533	.732	986 (35.2)	+2.7	440 (15.7)	163 (5.8)	77 (2.8)	362 (12.9)	544	2051 (73.2)	+2.3
2002	30	744-1638	.454	178-488	.365	467-664	.703	967 (32.2)	-4.5	417 (13.9)	181 (6.0)	101 (3.4)	396 (13.2)	612	2133 (71.1)	-2.4
2001	34	774-1786	.433	184-575	.320	353-817	.652	1206 (35.5)	+0.9	403 (11.9)	183 (5.4)	97 (2.9)	499 (14.7)	668	2265 (66.6)	-2.8
2000	32	735-1818	.404	160-509	.314	555-793	.700	1156 (36.1)	-0.1	378 (11.8)	198 (6.2)	98 (3.1)	439 (13.7)	638	2185 (68.3)	-4.3
1999	34	885-2062	.429	227-705	.322	308-461	.668	1152 (33.9)	-2.0	434 (12.8)	220 (6.5)	96 (2.8)	447 (13.1)	607	2305 (67.8)	-7.4
1998	32	788-1867	.422	237-604	.392	296-435	.680	1083 (33.8)	-0.5	405 (12.7)	170 (5.3)	69 (2.2)	426 (13.3)	515	2109 (65.9)	-9.8
1997	33	769-1915	.402	178-582	.306	381-552	.690	1101 (33.4)	-2.4	423 (12.8)	192 (5.8)	59 (1.8)	460 (13.9)	611	2097 (63.5)	-12.3
1996	33	836-1994	.419	176-545	.323	445-667	.667	1125 (34.1)	-2.4	409 (12.4)	236 (7.2)	72 (2.2)	427 (12.9)	684	2293 (69.5)	-9.3
1995	30	750-1708	.439	186-517	.360	478-706	.677	1079 (36.0)	+1.9	381 (12.7)	168 (5.6)	102 (3.4)	429 (14.3)	626	2164 (72.1)	-3.2
1994	31	796-1973	.403	188-615	.306	312-483	.646	1131 (36.5)	-3.1	418 (13.5)	182 (5.9)	84 (2.7)	348 (11.2)	591	2092 (67.5)	-10.2
1993	31	755-1812	.417	126-424	.297	324-474	.684	1087 (35.1)	+0.4	404 (13.0)	163 (5.3)	93 (3.0)	385 (12.4)	555	1960 (63.2)	-6.6
1992	33	845-1968	.429	173-505	.343	404-589	.686	1191 (36.1)	-0.1	467 (14.2)	200 (6.1)	104 (3.2)	483 (14.6)	638	2267 (68.7)	-4.9
1991	30	790-1867	.423	158-453	.349	377-550	.686	1028 (34.3)	-0.6	425 (14.2)	210 (7.0)	75 (2.5)	387 (12.9)	563	2115 (70.5)	-6.4
1990	34	908-2118	.429	152-439	.346	400-593	.675	1210 (35.6)	-0.6	481 (14.1)	207 (6.1)	101 (3.0)	427 (12.6)	616	2368 (69.7)	-7.2
1989	33	934-2146	.435	173-476	.364	368-537	.685	1130 (34.2)	0	495 (15.0)	218 (6.6)	90 (2.7)	417 (12.6)	597	2409 (73.0)	-6.7
1988	36	969-2195	.442	180-508	.354	486-733	.663	1245 (34.6)	-3.1	557 (15.5)	242 (6.7)	103 (2.9)	460 (12.8)	684	2604 (72.3)	-3.4
1987	35	1028-2211	.465	179-482	.371	444-654	.679	1298 (37.1)	+1.4	590 (16.9)	203 (5.8)	102 (2.9)	491 (14.0)	747	2679 (76.5)	-4.3
1986	31	833-1865	.447			315-465	.677	1045 (33.7)	-1.2	423 (13.6)	189 (6.1)	72 (2.3)	382 (12.3)	579	1981 (63.9)	-3.6
1985	32	875-1819	.481			387-566	.684	1016 (31.8)	+0.1	410 (12.8)	201 (6.3)	48 (1.5)	468 (14.6)	629	2137 (66.8)	-3.6
1984	35	849-1846	.460			373-541	.689	1058 (30.2)	+2.4	441 (12.6)	193 (5.5)	75 (2.1)	440 (12.6)	441	2071 (59.2)	-4.5
1983	29	779-1594	.489			471-688	.685	961 (33.1)	+0.1	386 (13.3)	184 (6.3)	86 (3.0)	484 (16.7)	509	2029 (69.9)	-1.8
1982	28	725-1532	.473			450-696	.647	977 (34.9)	0	395 (14.1)	212 (7.6)	97 (3.5)	488 (17.4)	580	1900 (67.9)	-2.7
1981	26	815-1564	.521			429-650	.660	1082 (41.6)	+6.3	448 (17.2)	152 (5.8)	82 (3.2)	513 (19.7)	591	2009 (77.3)	+1.5
1980	28	929-1887	.492			383-549	.698	1155 (41.3)	+5.2	511 (18.3)	183 (6.5)	63 (2.3)	446 (15.9)	608	2241 (80.0)	+6.0
1979	29	918-1819	.505			542-789	.687	1223 (42.2)	-2.6	503 (17.3)	214 (7.4)	95 (3.3)	665 (22.9)	711	2378 (82.0)	-6.5
1978	28	901-1967	.458			520-776	.670	1225 (43.8)	-5.8	466 (16.6)	178 (6.4)	72 (2.6)	642 (22.9)	685	2322 (82.9)	-14.6
1977	30	968-2150	.450			488-719	.679	1337 (44.7)	-4.6	486 (16.2)			630 (21.0)	486	2424 (80.6)	-6.0
1976	27	751-1684	.446			401-585	.685	1013 (37.5)	-6.4	417 (15.4)			517 (19.1)	567	1903 (70.5)	-2.3
1975	26	738-1583	.466			350-517	.677	990 (38.1)	-1.9	362 (13.9)			452 (17.4)	611	1826 (70.2)	-0.9
1974	29	858-1811	.474			390-546	.714	1080 (37.2)	-7.4	426 (14.7)			671 (23.1)	616	2086 (71.9)	-12.3
1973	27	733-1663	.441			345-499	.691	1043 (38.6)	-6.4	426 (15.8)				539	1811 (67.1)	-11.5
1972	26	686-1580	.434			418-609	.686	1049 (40.3)	-4.8	317 (12.2)				515	1790 (68.8)	-3.4
1971	26	743-1629	.456			397-582	.682	1039 (40.0)	-3.5	392 (15.1)				534	1883 (72.4)	-2.0
1970	26	805-1658	.486			437-625	.699	1067 (41.0)	-2.0	376 (14.5)				540	2047 (78.7)	+0.7
1969	26	673-1611	.417			451-698	.646	1070 (41.2)	-6.6	275 (10.6)				509	1797 (69.1)	-8.3
1968	28	740-1792	.412			427-640	.669	1138 (40.6)	-5.6					586	1907 (68.1)	-9.3
1967	27	637-1514	.421			389-534	.728	974 (36.1)	-12.2					523	1663 (61.6)	-10.4
1966	24	591-1428	.414			462-628	.735	1004 (41.8)	-3.1					500	1644 (68.5)	-8.8
1965	27	530-1444	.367			433-634	.685	934 (34.7)	-15.2					494	1504 (55.7)	-15.6
1964	29	632-1547	.408			396-554	.714	904 (31.2)	-13.1					538	1660 (57.2)	-10.5
1963	25	547-1354	.404			353-533	.662	830 (33.2)	-10.2					410	1444 (57.7)	-7.9
1962	26														1989 (76.5)	+9.8
1961	23	664-1642	.404			434-641	.677	1231 (53.5)	+5.2						1762 (76.6)	+8.5
1960	25	790-1887	.419			461-668	.690	1320 (52.8)	+4.6						2041 (81.6)	+10.6
1959	22	641-1602	.400			443-706	.627	1355 (61.6)	+9.4						1725 (78.4)	+14.7
1958	24	612-1639	.373			445-668	.666	1604 (66.8)	+29.7						1669 (69.5)	+13.5

YEARLY LEADERS

Year	Scoring Average	Total Points	Rebounding Average	Total Rebounds	FG%	FT%	3FG%
2020-21	Makuach Maluach (15.9)	Makuach Maluach (349)	Makuach Maluach (6.1)	Makuach Maluach (134)	Bayron Matos (.526)	Jeremiah Francis III (.737)	Keith McGee (.379)
2019-20	JaQuan Lyle (14.9)	JaQuan Lyle (433)	Carlton Bragg (10.3)	Carlton Bragg (155)	Corey Manigault (.545)	Carlton Bragg (.818)	Keith McGee (.365)
2018-19	Anthony Mathis (14.4)	Anthony Mathis (461)	Carlton Bragg (8.8)	Vance Jackson (224)	Carlton Bragg (.497)	Anthony Mathis (.888)	Anthony Mathis (.416)
2017-18	Sam Logwood (13.0)	Anthony Mathis (433)	Joe Furstinger (6.8)	Joe Furstinger (224)	Joe Furstinger (.555)	Anthony Mathis (.859)	Anthony Mathis (.473)
2016-17	Elijah Brown (18.8)	Elijah Brown (582)	Tim Williams (6.9)	Elijah Brown (161)	Obji Aget (.609)	Jordan Hunter (.849)	Elijah Brown (.330)
2015-16	Elijah Brown (21.7)	Elijah Brown (694)	Tim Williams (7.4)	Tim Williams (237)	Tim Williams (.604)	Elijah Brown (.851)	Elijah Brown (.394)
2014-15	Deshawn Delaney (11.7)	Hugh Greenwood (361)	Obji Aget (5.4)	Obji Aget (168)	Obji Aget (.559)	Hugh Greenwood (.758)	Hugh Greenwood (.341)
2013-14	Cameron Bairstow (20.4)	Cameron Bairstow (694)	Alex Kirk (8.7)	Alex Kirk (277)	Cameron Bairstow (.556)	Pancake Thomas (.850)	Kendall Williams (.389)
2012-13	Kendall Williams (13.3)	Kendall Williams (453)	Alex Kirk (8.1)	Alex Kirk (282)	Alex Kirk (.494)	Tony Snell (.843)	Tony Snell (.390)
2011-12	Drew Gordon (13.7)	Drew Gordon (481)	Drew Gordon (11.1)	Drew Gordon (388)	Drew Gordon (.542)	Drew Gordon (.831)	Phillip McDonald (.439)
2010-11	Dairese Gary (14.1)	Dairese Gary (466)	Drew Gordon (10.5)	Drew Gordon (273)	Drew Gordon (.527)	Dairese Gary (.780)	Kendall Williams (.426)
2009-10	Darington Hobson (15.9)	Darington Hobson (555)	Darington Hobson (9.3)	Darington Hobson (324)	A.J. Hardeman (.532)	Dairese Gary (.750)	Roman Martinez (.413)
2008-09	Tony Danridge (14.9)	Tony Danridge (508)	Daniel Faris (6.4)	Daniel Faris (218)	Daniel Faris (.525)	Chad Toppert (.824)	Roman Martinez (.418)
2007-08	J.R. Giddens (16.3)	J.R. Giddens (537)	J.R. Giddens (8.8)	J.R. Giddens (290)	J.R. Giddens (.516)	Chad Toppert (.786)	Chad Toppert (.480)
2006-07	J.R. Giddens (15.8)	J.R. Giddens (412)	Aaron Johnson (7.3)	Aaron Johnson (235)	Aaron Johnson (.552)	Jamaal Smith (.825)	Chad Toppert (.464)
2005-06	Mark Walters (15.5)	Mark Walters (465)	David Chiotti (6.3)	David Chiotti (188)	David Chiotti (.520)	Mark Walters (.704)	Mark Walters (.377)
2004-05	Danny Granger (18.8)	Danny Granger (565)	Danny Granger (8.9)	Danny Granger (266)	David Chiotti (.540)	Danny Granger (.755)	Troy DeVries (.451)
2003-04	Danny Granger (19.5)	Danny Granger (429)	Danny Granger (9.0)	Danny Granger (197)	David Chiotti (.548)	Danny Granger (.811)	Troy DeVries (.446)
2002-03	RUBEN DOUGLAS (28.0)	Ruben Douglas (783)	Ruben Douglas (6.6)	Ruben Douglas (185)	Jamaal Williams (.498)	Ruben Douglas (.841)	Javin Tindall (.421)
2001-02	Ruben Douglas (18.1)	Ruben Douglas (544)	Patrick Dennehy (7.5)	Patrick Dennehy (225)	Jamaal Williams (.519)	Ruben Douglas (.838)	Tim Lightfoot (.488)
2000-01	Ruben Douglas (16.3)	Ruben Douglas (455)	Wayland White (6.0)	Wayland White (186)	Wayland White (.523)	Ruben Douglas (.792)	Ruben Douglas (.406)
1999-00	Lamont Long (18.7)	Lamont Long (598)	Damion Walker (6.1)	Damion Walker (194)	Damion Walker (.533)	Damion Walker (.809)	Tim Lightfoot (.400)
1998-99	Kenny Thomas (17.8)	Lamont Long (522)	Kenny Thomas (10.0)	Kenny Thomas (259)	Kenny Thomas (.545)	Lamont Long (.812)	Kevin Henry (.427)
1997-98	Kenny Thomas (16.8)	Kenny Thomas (539)	Kenny Thomas (9.3)	Kenny Thomas (297)	Royce Olney (.536)	Kenny Thomas (.767)	Royce Olney (.513)
1996-97	Charles Smith (17.5)	Charles Smith (577)	Kenny Thomas (6.9)	Kenny Thomas (220)	Lamont Long (.533)	Clayton Shields (.766)	Clayton Shields (.425)
1995-96	Charles Smith (19.5)	Charles Smith (642)	Kenny Thomas (7.8)	Kenny Thomas (256)	Kenny Thomas (.578)	Charles Smith (.811)	Royce Olney (.437)
1994-95	Charles Smith (15.9)	Marlow White (466)	Brian Hayden (4.8)	Brian Hayden (144)	Brian Hayden (.543)	Marlow White (.845)	Greg Schornstein (.395)
1993-94	Greg Brown (19.3)	Greg Brown (599)	Lewis Lamar (10.3)	Lewis Lamar (319)	Lewis Lamar (.535)	Greg Brown (.816)	Greg Brown (.417)
1992-93	Ike Williams (15.9)	Ike Williams (492)	Khari Jaxon (7.4)	Khari Jaxon (229)	Khari Jaxon (.565)	Steve Logan (.803)	Ike Williams (.458)
1991-92	Willie Banks (13.2)	Willie Banks (451)	Khari Jaxon (7.4)	Khari Jaxon (245)	Khari Jaxon (.633)	Willie Banks (.786)	Willie Banks (.434)
1990-91	Luc Longley (19.1)	Luc Longley (574)	Luc Longley (9.2)	Luc Longley (275)	Luc Longley (.656)	Rob Robbins (.849)	Rob Robbins (.418)
1989-90	Luc Longley (18.4)	Luc Longley (627)	Luc Longley (9.7)	Luc Longley (320)	Kurt Miller (.573)	ROB ROBBINS (.935)	Darrell McGee (.389)
1988-89	Charlie Thomas (16.5)	Charlie Thomas (545)	Charlie Thomas (7.8)	Charlie Thomas (258)	Charlie Thomas (.622)	Rob Robbins (.917)	Rob Robbins (.491)
1987-88	Charlie Thomas (17.0)	Charlie Thomas (613)	Charlie Thomas (7.5)	Charlie Thomas (271)	Charlie Thomas (.563)	Hunter Greene (.808)	Rob Robbins (.400)
1986-87	Hunter Greene (21.1)	Hunter Greene (740)	Hunter Greene (6.2)	Hunter Greene (218)	Kelvin Scarborough (.535)	Hunter Greene (.786)	Kelly Graves (.428)
1985-86	Johnny Brown (20.9)	Johnny Brown (649)	Johnny Brown (7.5)	Johnny Brown (234)	Johnny Brown (.554)	Kelvin Scarborough (.659)	
1984-85	Johnny Brown (18.8)	Johnny Brown (508)	George Scott (6.6)	George Scott (210)	George Scott (.602)	George Scott (.760)	
1983-84	Tim Garrett (15.4)	Tim Garrett (540)	Alan Dolensky (6.3)	Alan Dolensky (221)	Nelson Franse (.558)	Phil Smith (.787)	
1982-83	Tim Garrett (12.5)	Tim Garrett (363)	George Scott (5.8)	George Scott (170)	George Scott (.655)	George Scott (.768)	
1981-82	Phil Smith (15.9)	Phil Smith (446)	Larry Tarrance (5.8)	Larry Tarrance (163)	Don Brkovich (.544)	Alan Dolensky (.779)	
1980-81	Kenny Page (24.1)	Kenny Page (603)	Jerome Henderson (7.8)	Jerome Henderson (180)	Jerome Henderson (.567)	Kenny Page (.776)	
1979-80	Kenny Page (28.0)	Kenny Page (784)	Jim Williams (7.4)	Jim Williams (207)	Kenny Page (.508)	Kenny Page (.768)	
1978-79	Phil Abney (16.2)	Phil Abney (469)	Larry Belin (6.7)	Larry Belin (187)	Larry Belin (.529)	Russell Saunders (.806)	
1977-78	Marvin Johnson (24.0)	Marvin Johnson (673)	Jimmy Allen (6.9)	Jimmy Allen (192)	Jimmy Allen (.565)	Marvin Johnson (.778)	
1976-77	Marvin Johnson (19.8)	Marvin Johnson (573)	Jimmy Allen (8.7)	Jimmy Allen (261)	Jimmy Allen (.558)	Michael Cooper (.800)	
1975-76	Larry Gray (14.3)	Larry Gray (343)	Larry Gray (10.4)	Larry Gray (343)	Mike Patterson (.546)	Ricky Williams (.745)	
1974-75	Bill Hagins (14.9)	Bill Hagins (387)	Bill Hagins (11.6)	Bill Hagins (301)	Rich Pokorski (.541)	Pat King (.843)	
1973-74	Bernard Hardin (17.1)	Bernard Hardin (480)	Bill Hagins (9.0)	Bill Hagins (253)	Rich Pokorski (.659)	Mark Saiers (.699)	
1972-73	Darryl Minniefield (13.1)	Darryl Minniefield (354)	Darryl Minniefield (9.8)	Darryl Minniefield (264)	Darryl Minniefield (.600)	Chester Fuller (.729)	
1971-72	Mike Faulkner (16.4)	Mike Faulkner (427)	Darryl Minniefield (9.8)	Darryl Minniefield (255)	Darryl Minniefield (.519)	Tommy Roberts (.874)	
1970-71	Willie Long (23.9)	Willie Long (621)	Willie Long (10.6)	Willie Long (277)	Willie Long (.500)	John Johnson (.813)	
1969-70	Willie Long (23.9)	Willie Long (621)	Willie Long (12.9)	Willie Long (335)	Willie Long (.506)	Ron Becker (.801)	
1968-69	Greg Howard (19.7)	Greg Howard (393)	Ron Sanford (8.8)	Ron Sanford (228)	Greg Howard (.560)	Ron Becker (.787)	
1967-68	Ron Nelson (19.5)	Ron Nelson (546)	Greg Howard (9.7)	Greg Howard (243)	Ron Sanford (.514)	Ron Nelson (.822)	
1966-67	Mel Daniels (21.5)	Mel Daniels (581)	Mel Daniels (11.6)	Mel Daniels (313)	Mel Daniels (.481)	Mel Daniels (.686)	
1965-66	Mel Daniels (21.2)	Mel Daniels (489)	Mel Daniels (10.3)	Mel Daniels (238)	Mel Daniels (.485)	Jim Howard (.824)	
1964-65	Mel Daniels (17.0)	Mel Daniels (467)	Mel Daniels (11.2)	Mel Daniels (302)	Mel Daniels (.480)	Skip Kruzich (.802)	
1963-64	Ira Harge (16.8)	Ira Harge (489)	Ira Harge (10.5)	Ira Harge (305)	Mel Daniels (.495)	Skip Kruzich (.814)	
1962-63	Ira Harge (21.1)	Ira Harge (527)	Ira Harge (13.2)	Ira Harge (331)	Ira Harge (.541)	Ira Harge (.631)	
1961-62	Francis Grant (15.8)	Francis Grant (410)	Mike Lucero (9.2)	Mike Lucero (239)	Francis Grant (.420)	Mike Lucero (.800)	
1960-61	Francis Grant (15.7)	Francis Grant (392)	Tom King (16.3)	Tom King (375)	Francis Grant (.427)	Gig Brummell (.787)	
1959-60	Francis Grant (19.2)	Francis Grant (481)	Tom King (14.9)	Tom King (374)	Francis Grant (.439)	Francis Coffee (.774)	
1958-59	Gig Brummell (10.5)	Gig Brummell (233)	Fred Sims (9.5)	Fred Sims (209)	Vic Kline (.360)	Gig Brummell (.708)	
1957-58	John Teel (14.2)	John Teel (339)	John Teel (8.5)	John Teel (204)	John Teel (.344)	Bob Martin (.793)	
1956-57	John Teel (15.8)	John Teel (334)	John Teel (10.5)	John Teel (222)	John Teel (.429)	Bob Martin (.821)	
1955-56	Toby Roybal (20.4)	Toby Roybal (448)	John Teel (9.9)	John Teel (208)	Toby Roybal (.361)	Floyd Siegel (.765)	
1954-55	Ray Esquibel (12.4)	Ray Esquibel (298)	Bruce Wilson (8.0)	Bruce Wilson (194)	Oliver Lee (.415)	Oliver Lee (.833)	
1953-54	Toby Roybal (15.6)	Toby Roybal (343)	Russ Nystedt (8.9)	Russ Nystedt (196)	Marv Spallina (.370)	Gene Golden (.771)	
1952-53	Toby Roybal (12.6)	Toby Roybal (177)	Russ Nystedt (6.3)	Russ Nystedt (145)	Marv Spallina (.380)	Dan Darrow (.834)	
1951-52	Larry Tuttle (14.4)	Larry Tuttle (345)			Larry Tuttle (.379)	Larry Tuttle (.821)	
1950-51	Frank Kremer (10.1)	Frank Kremer (242)	Frank Kremer (8.4)	Frank Kremer (201)	Frank Kremer (.393)	Frank Kremer (.735)	
1949-50	Larry Tuttle (10.3)	Larry Tuttle (247)					
1948-49	Ned Wallace (12.7)	Ned Wallace (292)					
1947-48	L.C. Cozzens (11.2)	L.C. Cozzens (324)					
1946-47	L.C. Cozzens (13.7)	L.C. Cozzens (260)					

YEARLY LEADERS

Year	3-Pointers	Assists	Blocks	Steals
2020-21	Makuach Maluach (24)	Saquan Singleton (75)	Valdir Manuel (28)	Makuach Maluach (21)
2019-20	JaQuan Lyle (57)	JaQuan Lyle (134)	Carlton Bragg (23)	Zane Martin (41)
2018-19	Anthony Mathis (106)	Vance Jackson (85)	Carlton Bragg (29)	Vance Jackson (35)
2017-18	Anthony Mathis (98)	Antino Jackson (151)	Joe Furstinger (53)	Troy Simons (52)
2016-17	Elijah Brown (68)	Elijah Brown (95)	Obji Aget (44)	Elijah Brown (41)
2015-16	Elijah Brown (89)	Cullen Neal (114)	Tim Williams (39)	Elijah Brown (35)
2014-15	Hugh Greenwood (72)	Hugh Greenwood (101)	Obji Aget (42)	Hugh Greenwood (47)
2013-14	Kendall Williams (63)	Kendall Williams (168)	Alex Kirk (85)	Kendall Williams (53)
2012-13	Tony Snell (64)	Kendall Williams (166)	Alex Kirk (63)	Hugh Greenwood (47)
2011-12	Tony Snell (72)	Kendall Williams (142)	Drew Gordon (35)	Kendall Williams (46)
2010-11	Kendall Williams (55)	Dairese Gary (182)	Drew Gordon (34)	Kendall Williams (49)
2009-10	Roman Martinez (99)	Darlington Hobson (160)	A.J. Hardeman (44)	Roman Martinez (51)
2008-09	Chad Toppert (82)	Dairese Gary (140)	Daniel Faris (52)	Tony Danridge
2007-08	Chad Toppert (85)	Dairese Gary (105)	J.R. Giddens (39)	J.R. Giddens (47)
2006-07	Chad Toppert (85)	Darren Prentice (101)	Daniel Faris (25)	Darren Prentice (35)
2005-06	Mark Walters (57)	Mark Walters (92)	David Chiotti (24)	Mark Walters (62)
2004-05	Troy DeVries (93)	Mark Walters (92)	Danny Granger (60)	Danny Granger (63)
2003-04	Javin Tindall (73)	Javin Tindall (98)	Danny Granger (31)	Danny Granger (29)
2002-03	Ruben Douglas (94)	Javin Tindall (67)	Chad Bell (24)	Ruben Douglas (35)
2001-02	Ruben Douglas (66)	Senque Carey (95)	Chad Bell (39)	Eric Chatfield (32)
2000-01	Ruben Douglas (58)	Marlon Parmer (182)	Wayland White (67)	Wayland White (57)
1999-00	Lamont Long (57)	Marlon Parmer (115)	Wayland White (70)	Lamont Long (61)
1998-99	Kevin Henry (102)	John Robinson II (162)	Kenny Thomas (62)	Lamont Long (49)
1997-98	Clayton Shields (90)	David Gibson (116)	Kenny Thomas (79)	Lamont Long (49)
1996-97	Clayton Shields (96)	David Gibson (112)	Kenny Thomas (48)	Charles Smith (50)
1995-96	Charles Smith (69)	David Gibson (119)	Kenny Thomas (50)	Charles Smith (66)
1994-95	Marlow White (77)	David Gibson (113)	Shawn Simpson (41)	Marlow White (55)
1993-94	Marlow White (94)	Greg Brown (136)	Lewis Lamar (45)	Marlow White (54)
1992-93	Ike Williams (71)	Steve Logan (135)	Khari Jaxon (88)	Steve Logan (56)
1991-92	Steve Logan (69)	Willie Banks (162)	Khari Jaxon (109)	Willie Banks (61)
1990-91	Rob Robbins (71)	Jimmy Taylor (113)	Luc Longley (95)	Willie Banks (61)
1989-90	Rob Robbins (70)	Darrell McGee (205)	Luc Longley (117)	Kurt Miller (42)
1988-89	Rob Robbins (83)	Darrell McGee (243)	Luc Longley (90)	Darrell McGee (56)
1987-88	Rob Robbins (40)	Darrell McGee (182)	Rob Loeffel (45)	Hunter Greene (70)
1986-87	Kelly Graves (71)	Kelvin Scarborough (212)	Rob Loeffel (37)	Hunter Greene (84)
1985-86		Kelvin Scarborough (151)	Rob Loeffel (36)	Kelvin Scarborough (53)
1984-85		Kelvin Scarborough (175)	Mike Winters (12)	Kelvin Scarborough (80)
1983-84		Phil Smith (203)	Tim Garrett (30)	Phil Smith (77)
1982-83		Phil Smith (81)	Tim Garrett (19)	Michael Johnson (29)
1981-82		Phil Smith (170)	Mark Snow (18)	Phil Smith (45)
1980-81		Phil Smith (176)	Jerome Henderson (39)	Phil Smith (47)
1979-80		Everette Jefferson (103)	Jerome Henderson (13)	Everette Jefferson (35)
1978-79		Russell Saunders (139)	Paul Roby (17)	Russell Saunders (42)
1977-78		Russell Saunders (132)	Jimmy Allen (37)	Michael Cooper (54)
1976-77		Michael Cooper (101)		
1975-76		Ricky Williams (102)		
1974-75		Pat King (101)		
1973-74		Wendell Taylor (109)		
1972-73		Tommy Roberts (88)		
1971-72		Tommy Roberts (110)		
1970-71		Petie Gibson (198)		
1969-70		Petie Gibson (179)		
1968-69		Petie Gibson (183)		

SLAM DUNKS

Slam dunks have been kept as a statistical category since 1988-89. A look at top five totals for each season:

Year	Player	Total
1988-89	Charlie Thomas	58
	Luc Longley	30
	Darrell McGee	12
	Marvin McBurrows	9
	Rob Loeffel	8
TOTAL	126	
1989-90	Luc Longley	29
	Rob Newton	16
	Marvin McBurrows/Kurt Miller	9
	Willie Banks	4
	TOTAL	69
1990-91	Khari Jaxon/Luc Longley	32
	Willie Banks	13
	Vladimir McCrary	12
	Ike Williams	7
	TOTAL	103
1991-92	Khari Jaxon	49
	Will Scott	29
	Vladimir McCrary	14
	Willie Banks	10
	TOTAL	113
1992-93	Khari Jaxon	45
	Ike Williams	10
	Lewis LaMar	7
	Brian Hayden	2
	TOTAL	67
1993-94	Lewis LaMar/Marlow White	18
	Charles Smith	14
	Brian Hayden	7
	Canochet Neves	3
	TOTAL	51
1994-95	Shawn Simpson	29
	Marlow White	26
	Charles Smith	25
	Clayton Shields	12
	TOTAL	103
1995-96	Kenny Thomas	30
	Clayton Shields	23
	Charles Smith	18
	Daniel Santiago	8
	TOTAL	92
1996-97	Kenny Thomas	36
	Clayton Shields	22
	Charles Smith	19
	Daniel Santiago	8
	TOTAL	93
1997-98	Kenny Thomas	23
	Clayton Shields	22
	Lamont Long	6
	David Gibson/Kevin Henry	2
	TOTAL	55
1998-99	Kenny Thomas	25
	Greg Davis	6
	Roland Hannah/Damion Walker	4
	Lamont Long	2
	TOTAL	43
1999-00	Wayland White	27
	Damion Walker	6
	R.T. Guinn	4
	Roland Hannah/Lamont Long	3
	TOTAL	43
2000-01	Wayland White	36
	Zeke Johnson	4
	Alvin Broussard/Eric Chatfield	3
	Ruben Douglas	2
	TOTAL	50
2001-02	Patrick Dennehy	18
	Jamaal Williams	8
	Cody Payne	7
	Chad Bell	5
	TOTAL	50
2002-03	Mark Walters	13
	Jamaal Williams	12
	David Chiotti/Ruben Douglas	5
	Michael McCowan	3
	TOTAL	39
2003-04	David Chiotti	17
	Alfred Neale	14
	Danny Granger	8
	TOTAL	39
	2004-05	Danny Granger
Alfred Neale		23
David Chiotti		20
Tony Danridge		9
TOTAL		81
2005-06	Tony Danridge	17
	David Chiotti	12
	Mark Walters	11
	Joel Box	3
	TOTAL	46
2006-07	Tony Danridge	24
	J.R. Giddens	16
	Daniel Faris	3
	Sean Imadiyi	1
	TOTAL	44
2007-08	J.R. Giddens	34
	Daniel Faris	10
	Johnnie Harris	6
	Monquel Pegues	2
	TOTAL	52
2008-09	Tony Danridge	54
	Phillip McDonald	11
	Daniel Faris/A.J. Hardeman	10
	Will Brown	8
	TOTAL	69
2009-10	A.J. Hardeman	28
	Will Brown	20
	Darlington Hobson	17
	Phillip McDonald	3
	TOTAL	71
2010-11	Drew Gordon	32
	Phillip McDonald	16
	A.J. Hardeman	14
	Alex Kirk / Emmanuel Negedu	6
	TOTAL	66
2011-12	Drew Gordon	36
	Tony Snell	12
	A.J. Hardeman/Kendall Williams	11
	Cameron Bairstow	5
	TOTAL	83
2012-13	Alex Kirk	22
	Cameron Bairstow	21
	Kendall Williams	14
	Tony Snell	8
	TOTAL	69
2013-14	Alex Kirk	47
	Cameron Bairstow	33
	Kendall Williams	11
	Obji Aget/Deshawn Delaney	9
	TOTAL	117
2014-15	Obji Aget	22
	Deshawn Delaney	12
	J.J. N'Ganga	10
	Devon Williams	9
	TOTAL	64
2015-16	Obji Aget	46
	Tim Williams	32
	Sam Logwood	11
	Elijah Brown	6
	TOTAL	104
2016-17	Obji Aget	35
	Tim Williams	12
	Sam Logwood	12
	Xavier Adams	8
	TOTAL	75
2017-18	Makuach Maluach	7
	Joe Furstinger	5
	Sam Logwood	5
	Jachai Simmons	3
	TOTAL	23
2018-19	Carlton Bragg	15
	Corey Manigault	6
	Dane Kuiper	5
	Keith McGee	4
	TOTAL	38
2019-20	Corey Manigault	40
	Keith McGee	18
	Carlton Bragg	16
	Makuach Maluach	13
	TOTAL	113
2020-21	Bayron Matos	10
	Valdir Manuel	5
	Makuach Maluach	4
	Emmanuel Kuac	3
	TOTAL	29

CAREER LEADERS

Player	Years	Dunks
Khari Jaxon	1990-93	126
Kenny Thomas	1995-99	114
Obji Aget	2013-17	112
Luc Longley	1987-91	91
Clayton Shields	1994-98	79
Tony Danridge	2004-09	79
Alex Kirk	2010-14	75
Charles Smith	1993-97	69

COACHING RECORDS/AWARDS

MOST COACHING WINS

Name	Years	W	L	Pct.
Dave Bliss	1989-99 (11)	246	108	.695
Bob King	1963-72 (10)	175	89	.663
Roy Johnson	1920-31, 34-40 (18)	165	146	.531
Steve Alford	2008-13 (6)	155	52	.749
Gary Colson	1981-88 (8)	146	106	.579

HIGHEST WINNING PERCENTAGE

Name	Years	W	L	Pct.
George White	1944 (1)	11	2	.846
Ralph Hutchinson	1911-17 (6)	32	8	.800
Steve Alford	2008-13 (6)	155	52	.749
Dave Bliss	1989-99 (11)	246	108	.695
Norm Ellenberger	1973-79 (7)	134	62	.684

LONGEST TENURES

Name	Years	W	L	Pct.
Roy Johnson	1920-31, 34-40 (18)	165	146	.531
Dave Bliss	1989-99 (11)	246	108	.695
Bob King	1963-72 (10)	175	89	.663
Woody Clements	1945-51, 53-55 (10)	113	119	.487
Gary Colson	1981-88 (8)	146	106	.579

Name	Years	OVERALL RECORD			CONFERENCE RECORD		
		W	L	Pct.	W	L	Pct.
Ralph Hutchinson (Princeton '99)	1911-17	32	8	.800			
John McGough (Colgate '16)	1919	2	4	.333			
Roy Johnson (Michigan '20)	1920-31, 34-40	165	146	.531	46	72	.390
Tom Churchill (Oklahoma '30)	1932-33	23	12	.657	13	9	.591
Dr. Benjamin Sacks (New Mexico '26)	1941	5	18	.217	4	14	.222
Willis Barnes (Beloit)	1942-43	12	30	.286	6	22	.214
George White (New Mexico '18)	1944	11	2	.846	3	0	1.00
Woody Clements (NM Highlands '35)	1945-51, 53-55	113	119	.487	75	80	.484
Berl Huffman (Trinity '28)	1952	6	19	.240	1	13	.071
Bill Stockton (New Mexico '37)	1956-58	14	57	.197	6	36	.143
Bob Sweeney (Colorado '49)	1959-62	21	75	.219	10	46	.179
Bob King (Iowa '47)	1963-72	175	89	.663	55	57	.491
Norm Ellenberger (Butler '55)	1973-79	134	62	.684	60	36	.625
Charlie Harrison (Guilford '71)	1980	6	22	.214	3	11	.214
Gary Colson (Lipscomb '56)	1981-88	146	106	.579	65	63	.508
Dave Bliss (Cornell '65)	1989-99	246	108	.695	122	58	.678
Fran Fraschilla (Brooklyn College '80)	2000-02	55	41	.573	21	21	.500
Ritchie McKay (Seattle Pacific '87)	2003-07	82	69	.543	31	43	.419
Steve Alford (Indiana '87)	2008-13	155	52	.749	68	26	.723
Craig Neal (Georgia Tech '88)	2014-17	76	52	.594	42	30	.583
Dr. Paul Weir (York '04)	2018-21	58	63	.479	28	43	.394
Richard Pitino (Providence '05)	2022-						

CONFERENCE COACH OF THE YEAR



Woody Clements
1953-Skyline



Gary Colson
1984-WAC




Dave Bliss
1994-WAC
1996-WAC



Steve Alford
2009-MW
2010-MW
2013-MW

OTHER COACHING AWARDS



Norm Ellenberger
1978-USBWA
Coach of the Year
Runner-Up



Steve Alford
2013-USBWA &
NABC District Coach
of the Year



Craig Neal
2014-USBWA
District Coach of
the Year

ASSISTANT COACHES (since 1966)

Drew Adams	2012-15	Greg Graham	1984-85	Jim Newman	1976
Doug Ash	1989-99	Paul Graham	1991-92	Brian O'Neill	1999
Rodney Belcher	2002	Chris Harriman	2016-19	Scott Padgett	2021
Tony Benford	1993-98	Charlie Harrison	1980	Dave Pilipovich	2021
Ryan Berryman	2016-19	Andy Hill	2022-pres.	Terrence Rencher	2016-17
Duane Broussard	2003-07, 09-13	Dennis Hodges	1972-74	Jerome Robinson	2018-20
Eric Brown	2022-pres.	Alan Huss	2015-17	Darren Savino	2000-02
Brian Carpenter	2002	Mike Iuzzolino	2014	Harv Schmidt	1966-67
Isaac Chew	2022-pres.	Sean Jimenez	2005-06	Bob Semling	2003
Darren Cohen	2000-01	Jim Johnston	1969-70	Dave Shepherd	2001
Porter Cutrell	1996	Wyking Jones	2010-11	Larry Shyatt	1983-88
Ralph Davis	2019-21	Pat King	1976-78	Lamont Smith	2014-15
J.J. DeTemple	1996-98	Bob Lamphier	1981-83	Craig Snow	2012-14, '20
Scott Didrickson	2003-07	Bob Leigh	1966-68	Brad Soucie	2003-07
Silvey Dominguez	2008	Kevin Lewis	1999	Chris Walker	2008-09
Joe Dooley	2000-02	Manny Lykins	1979	Troy Weaver	2000
Scott Duncan	1981-90	Travis Lyons	2001	John Whisenant	1975-79
Dave Edmonds	1981-82	Brandon Mason	2018-20	Jim Williams	1981-82
Norm Ellenberger	1968-72	John McCullough	1989-95	Tom Wisman	1976
Grant Farmer	2003-07	Dan McHale	2020-pres.	Ira Zeff	1984-88
Ron Garcia	1997-99	Ryan Miller	2008-12		
Manny Goldstein	1979-80	Craig Neal	2008-13		

NCAA & CONFERENCE STAT LEADERS & RECORDS

CONFERENCE INDIVIDUAL LEADERS

SCORING				
YEAR	NAME	G	PTS.	AVG.
1966-67	Mel Daniels	27	581	21.5
1970-71	Willie Long	26	621	23.9
1977-78	Marvin Johnson	28	673	24.0
1979-80	Kenny Page	28	784	28.0
1986-87	Hunter Greene	35	740	21.1
1999-00	Lamont Long	32	598	18.7
2001-02	Ruben Douglas	30	544	18.1
2002-03	Ruben Douglas	28	783	28.0
2003-04	Danny Granger	22	429	19.5
2013-14	Cameron Bairstow	34	694	20.4

REBOUNDING				
YEAR	NAME	G	REB.	AVG.
1962-63	Ira Harge	25	331	13.2
1966-67	Mel Daniels	27	313	11.6
1975-76	Larry Gray	24	250	10.4
2007-08	J.R. Giddens	33	290	8.8
2011-12	Drew Gordon	35	388	11.1

FG PERCENTAGE				
YEAR	NAME	G	FG-FGA	PCT.
1972-73	Darryl Minniefield	27	156-260	.600
1982-83	George Scott	32	112-171	.655
1984-85	George Scott	32	168-279	.602
1988-89	Charlie Thomas	33	227-365	.622
1990-91	Luc Longley	30	229-349	.656
1991-92	Khari Jaxon	33	138-218	.633
2013-14	Cameron Bairstow	34	237-426	.556
2015-16	Tim Williams	32	215-356	.604

3-POINT FIELD GOALS PER GAME				
YEAR	NAME	G	3FGM	AVG.
1993-94	Marlow White	31	94	3.0
1997-98	Royce Olney	25	80	3.2
1998-99	Kevin Henry	34	102	3.0
2002-03	Ruben Douglas	28	94	3.4
2004-05	Troy DeVries	33	93	2.8
2009-10	Roman Martinez	35	99	2.8
2014-15	Hugh Greenwood	31	72	2.3
2018-19	Anthony Mathis	32	106	3.3

3-POINT FIELD GOAL PERCENTAGE				
YEAR	NAME	G	3FG-FGA	PCT.
1997-98	Royce Olney	25	80-156	.513
2001-02	Tim Lightfoot	30	39-80	.488
2007-08	Chad Toppert	33	85-177	.480
2017-18	Anthony Mathis	34	98-207	.473

FT PERCENTAGE				
YEAR	NAME	G	FT-FTA	PCT.
1971-72	Tommy Roberts	26	118-135	.874
1974-75	Pat King	26	91-108	.843
1989-90	Rob Robbins	34	101-108	.935
1999-00	Damion Walker	32	140-173	.809

ASSISTS				
YEAR	NAME	G	NO.	AVG.
1968-69	Petie Gibson	26	183	7.0
1969-70	Petie Gibson	26	179	6.9
1970-71	Petie Gibson	26	198	7.6
1983-84	Phil Smith	35	203	5.8
1985-86	Kelvin Scarborough	31	151	4.9
1986-87	Kelvin Scarborough	35	212	6.1
1988-89	Darrell McGee	33	243	7.4
2000-01	Marlon Parmer	34	182	5.4
2013-14	Kendall Williams	34	168	4.9

STEALS				
YEAR	NAME	G	NO.	AVG.
1984-85	Kelvin Scarborough	32	80	2.5
1986-87	Hunter Greene	35	84	2.4
1990-91	Willie Banks	26	61	2.4
1991-92	Willie Banks	26	61	2.4
1999-00	Lamont Long	32	61	1.9
2000-01	Wayland White	31	57	1.8
2017-18	Troy Simons	29	52	1.8

BLOCKED SHOTS				
YEAR	NAME	G	NO.	AVG.
1988-89	Luc Longley	33	90	2.7
1989-90	Luc Longley	34	117	3.4
1999-00	Wayland White	32	70	2.2
2000-01	Wayland White	31	67	2.2

ASSIST/TO Ratio				
YEAR	NAME	G	Ast-TO Ratio	
2013-14	Hugh Greenwood	31	105-30	3.5

CONFERENCE TEAM LEADERS

SCORING OFFENSE			
YEAR	G	PTS.	AVG.
1976-77	30	2,498	86.6
1977-78	28	2,731	97.5
1978-79	29	2,567	88.5
1982-83	29	2,079	71.7
1989-90	34	2,614	76.9
2004-05	33	2,492	75.5
2007-08	33	2,446	74.1

3-POINT FGs PER GAME			
YEAR	G	3GM-3GA	AVG.
1992-93	31	238-611	7.7
1993-94	31	300-782	9.7
1997-98	32	301-748	9.4
2002-03	28	222-613	7.9
2003-04	28	237-631	8.5
2006-07	32	299-797	9.3
2007-08	33	271-646	8.2
2017-18	34	367-979	10.8

3-POINT FIELD GOAL PERCENTAGE			
YEAR	G	3GM-3GA	PCT.
1997-98	32	301-748	40.2
2004-05	33	269-688	.391
2007-08	33	271-646	42.1

SCORING DEFENSE			
YEAR	G	PTS.	AVG.
1962-63	25	1,447	57.9
1963-64	29	1,660	57.2
1964-65	27	1,504	55.7
1965-66	24	1,644	68.5
1966-67	27	1,663	61.6
1967-68	28	1,907	68.1
1992-93	31	1,960	63.2
1993-94	31	2,092	67.5

SCORING MARGIN			
YEAR	G	UNM-OPP	MGN.
1993-94	31	77.7-67.5	+10.2
2004-05	33	75.5-64.3	+11.2
2007-08	33	74.1-62.7	+11.4
2011-12	35	72.7-59.3	+13.4

FG PERCENTAGE			
YEAR	G	FGM-FGA	PCT.
1967-68	28	801-1,737	.466
1983-84	35	838-1,638	.512
1984-85	32	871-1,706	.511
1988-89	33	992-1,819	.545
1990-91	30	868-1,644	.528
2015-16	32	829-1,782	.465

FT PERCENTAGE			
YEAR	G	FTM-FTA	PCT.
1978-79	29	603-827	.729
1997-98	32	430-568	.757
1998-99	34	531-707	.751
2015-16	32	578-783	.738
2016-17	31	582-780	.746
2017-18	34	550-708	.777

REBOUND MARGIN			
YEAR	G	UNM-OPP	MGN.
1963-64	29	44.3-31.2	+13.1
1964-65	27	49.9-34.6	+15.3
1966-67	27	48.3-41.1	+7.2
1967-68	28	46.2-40.6	+5.6
1968-69	26	47.8-41.2	+6.6
1973-74	27	45.3-38.6	+6.7
2011-12	35	37.7-31.2	+6.5

FG PERCENTAGE DEFENSE			
YEAR	G	FGM-FGA	PCT.
1964-65	27	530-1,444	.367
1993-94	31	796-1,973	.403
2011-12	35	731-1,903	.384

3-POINT FG PERCENTAGE DEFENSE			
YEAR	G	FGM-FGA	PCT.
1992-93	31	126-424	.297
1993-94	31	188-615	.306
1995-96	33	176-545	.323

STEALS			
YEAR	G	NO.	AVG.
1991-92	33	258	7.8
2017-18	34	251	7.4
2019-20	33	267	8.1

BLOCKS			
YEAR	G	NO.	AVG.
1999-00	32	145	4.5

TURNOVER MARGIN			
YEAR	G	UNM-OPP	AVG.
2000-01	34	11.71-14.68	+2.97
2017-18	34	12.4-16.5	+4.1

ASSIST-TURNOVER RATIO			
YEAR	G	Ast-TO	Ratio
2013-14	34	522-360	1.5

NCAA INDIVIDUAL TOP-50

SCORING				
YEAR	NAME	RANK	PTS.	AVG.
1966-67	Mel Daniels	42nd	21.5	
1969-70	Willie Long	38th	23.9	
1970-71	Willie Long	27th	23.9	
1977-78	Marvin Johnson	17th	24.0	
1979-80	Kenny Page	4th	28.0	
1980-81	Kenny Page	11th	24.1	
1985-86	Johnny Brown	33rd	20.9	
1986-87	Hunter Greene	T46th	21.1	
1999-00	Lamont Long	47th	18.7	
2002-03	Ruben Douglas	1st	28.0	
2003-04	Danny Granger	31st	19.5	
2004-05	Danny Granger	36th	18.8	
2013-14	Cameron Bairstow	19th	20.4	
2015-16	Elijah Brown	14th	21.7	

REBOUNDING				
YEAR	NAME	RANK	PTS.	AVG.
1993-94	Lewis LaMar	24th	10.3	
1998-99	Kenny Thomas	14th	10.0	
2004-05	Danny Granger	39th	8.9	
2007-08	J.R. Giddens	44th	8.8	
2009-10	Darlington Hobson	36th	9.3	
2011-12	Drew Gordon	4th	11.1	
2013-14	Alex Kirk	49th	8.7	
2018-19	Carlton Bragg	46th	8.8	

FIELD GOAL PERCENTAGE				
YEAR	NAME	RANK	PTS.	AVG.
1984-85	George Scott	17th	.602 (168-279)	
1988-89	Charlie Thomas	20th	.622 (227-365)	
1990-91	Luc Longley	10th	.656 (229-349)	
1995-96	Kenny Thomas	22nd	.578 (170-294)	
2011-12	Drew Gordon	33rd	.542 (188-347)	
2013-14	Cameron Bairstow	28th	.556 (237-426)	
2015-16	Tim Williams	19th	.604 (215-356)	

FREE THROW PERCENTAGE				
YEAR	NAME	RANK	PTS.	AVG.
1971-72	Tommy Roberts	6th	.874 (118-135)	
1974-75	Pat King	14th	.843 (91-108)	
1989-90	Rob Robbins	1st	.935 (101-108)	
1984-85	Marlow White	30th	.845 (93-110)	
2018-19	Anthony Mathis	13th	.888 (87-98)	

3-POINT FIELD GOALS MADE PER GAME				
YEAR	NAME	RANK	PTS.	AVG.
1997-98	Royce Olney	17th	3.2	
1998-99	Kevin Henry	15th	3.0	
2002-03	Ruben Douglas	17th	3.4	
2004-05	Troy DeVries	38th	2.8	
2009-10	Roman Martinez	38th	2.8	
2015-16	Elijah Brown	45th	2.7	
2017-18	Anthony Mathis	45th	2.9	
2018-19	Anthony Mathis	20th	3.3	

3-POINT FIELD GOAL PERCENTAGE				
YEAR	NAME	RANK	PTS.	AVG.
1988-89	Rob Robbins	20th	.491 (83-169)	
1992-93	Ike Williams	28th	.458 (71-155)	
1997-98	Royce Olney	3rd	.513 (80-156)	
2003-04	Javin Tindall	28th	.419 (72-172)	
2004-05	Troy DeVries	8th	.451 (93-206)	
2006-07	Chad Toppert	9th	.464 (85-183)	
2007-08	Chad Toppert	2nd	.480 (85-177)	
2009-10	Roman Martinez	20th	.413 (99-240)	
2017-18	Anthony Mathis	4th	.473 (98-207)	
2018-19	Anthony Mathis	32nd	.416 (106-255)	

ASSISTS				
YEAR	NAME	RANK	PTS.	AVG.
1988-89	Darrell McGee	10th	7.4	
2010-11	Dairese Gary	25th	5.5	

ASSIST/TURNOVER RATIO				
YEAR	NAME	RANK	PTS.	AVG.
2012-13	Kendall Williams	34th	2.3	
2013-14	Hugh Greenwood	6th	3.5	
2014-15	Tim Jacobs	23rd	2.7	

SCORING RECORDS

SINGLE GAME SCORING LEADERS

Pts	Player	Opponent	Site	Date	
50	Marvin Johnson	Colorado St	H	3/2/78	
47	Kenny Page	Illinois Tech	H	12/21/79	
46	Kendall Williams	(22) Colorado St	A	2/23/13	
46	Marvin Johnson	Kentucky St	H	12/5/77	
45	Toby Roybal	Montana	H	1/11/56	
44	Kenny Page	(15) BYU	H	1/15/81	
44	Kenny Page	UTEP	H	3/1/80	
43	Ruben Douglas	San Diego St	A	2/24/03	
43	Ruben Douglas	Wyoming	H	2/15/03	
42	Greg Brown	UTEP (ot)	H	2/5/94	
41	Elijah Brown	Fresno St	H	2/27/16	
41	Willie Long	BYU	A	1/29/70	
41	Ben Monroe	BYU	H	2/23/67	
40	Ruben Douglas	UNLV	H	1/27/03	
39	Ruben Douglas	(22) Utah	H	3/1/03	
39	Ruben Douglas	BYU	A	2/1/03	
39	Lamont Long	Alcorn St	H	11/27/99	
39	Kenny Page	San Diego St	A	2/14/80	
39	Mel Daniels	Texas Tech	A	12/11/65	
38	Kenny Page	Air Force	H	2/28/81	
38	Kenny Page	Colorado St (ot)	H	2/7/80	
38	Bill Morgan	Hawaii	A	12/18/65	
37	Charles Smith	Hawaii	H	2/22/97	
36	J.R. Giddens	Wyoming	H	2/9/08	
36	Ruben Douglas	Southern Utah	H	12/21/02	
36	Johnny Brown	San Diego St (ot)	H	3/1/86	
36	Johnny Brown	Alaska-Anchor	H	12/28/84	
36	Willie Long	Saint Joseph's	H	12/19/69	
36	Ira Harge	BYU	A	2/8/63	
35	Eight Times, last	Ruben Douglas	Colorado St	A	1/13/03

SINGLE GAME LEADERS - SENIOR

Pts	Player	Opponent	Site	Date
50	Marvin Johnson	Colorado St	H	3/2/78
46	Marvin Johnson	Kentucky St	H	12/5/77
45	Toby Roybal	Montana	H	1/11/56
43	Ruben Douglas	San Diego St	A	2/24/03
43	Ruben Douglas	Wyoming	H	2/15/03

SINGLE GAME LEADERS - JUNIOR

Pts	Player	Opponent	Site	Date
46	Kendall Williams	(22) Colorado St	A	2/23/13
44	Kenny Page	(15) BYU	H	1/15/81
41	Willie Long	BYU	A	1/29/70
39	Mel Daniels	Texas Tech	A	12/11/65
38	Kenny Page	Air Force	H	2/28/81

SINGLE GAME - SOPHOMORE


Pts	Player	Opponent	Site	Date
47	Kenny Page	Illinois Tech	H	12/21/79
44	Kenny Page	UTEP	H	3/1/80
41	Elijah Brown	Fresno St	H	2/27/16
39	Kenny Page	San Diego St	A	2/14/80
38	Kenny Page	Colorado St (ot)	H	2/7/80
38	Bill Morgan	Hawaii	A	12/18/65

SINGLE GAME - FRESHMAN

Pts	Player	Opponent	Site	Date
31	Alex Kirk	CS Bakersfield	H	/11
30	Kenny Thomas	(10) Utah ^{WAC}	H	3/9/96
29	Phil Smith	San Diego St	H	1/30/81
28	Kenny Thomas	Fresno St	H	3/2/96
28	Willie Banks	G.Washington	H	12/27/88

SINGLE GAME - RANKED OPPONENT

Pts	Player	Opponent	Site	Date
46	Kendall Williams	(22) Colorado St	A	2/23/13
44	Kenny Page	(15) BYU	H	1/15/81
39	Ruben Douglas	(22) Utah	H	3/1/03
35	Kenny Page	(15) Arizona St (ot)	H	12/13/80
35	Greg Howard	(8) NM State	A	1/29/69



CHARLES SMITH

CAREER SCORING LEADERS

Rk.	Player	Years	FG (3FG)	FT	Points	Avg.
1.	Charles Smith	1994-97	737 (207)	312	1,993	15.8
2.	Kenny Thomas	1996-99	666 (65)	534	1,931	15.7
3.	Lamont Long	1997-00	642 (147)	399	1,840	14.8
4.	Clayton Shields	1995-98	641 (285)	270	1,837	14.4
5.	Kendall Williams	2011-14	526 (205)	556	1,813	13.2
6.	Ruben Douglas	2001-03	538 (218)	488	1,782	20.7
7.	Luc Longley	1988-91	696	377	1,769	13.4
8.	Hunter Greene	1984-88	650 (86)	359	1,745	13.6
9.	Rob Robbins	1988-91	583 (264)	309	1,739	13.1
10.	Willie Long	1969-71	560	422	1,542	19.8
11.	Mel Daniels	1965-67	594	349	1,537	19.9
12.	Phil Smith	1981-84	465	547	1,477	14.1
13.	Kelvin Scarborough	1984-87	499 (30)	441	1,469	11.3
14.	Dairese Gary	2008-11	412 (97)	537	1,458	10.8
15.	Willie Banks	1989-92	509 (78)	298	1,394	11.1
16.	Kenny Page	1980-81	553	281	1,387	26.2
17.	Makuach Maluach	2018-21	467 (126)	248	1,308	10.8
18.	Francis Grant	1960-62	509	264	1,282	17.3
19.	Elijah Brown	2016-17	360 (157)	399	1,272	20.3
20.	Tony Danridge	2005-09	485 (23)	267	1,260	9.8

SINGLE GAME - OFF THE BENCH

Pts	Player	Opponent	Site	Date
33	Elijah Brown	San Jose St	A	1/23/16
29	Larry Belin	Utah	A	1/11/79
28	J.R. Giddens	UNLV	H	2/28/07
28	Willie Banks	G.Washington	H	12/27/88
27	Phillip McDonald	Colorado St	H	1/12/11
27	Steve Logan	Tennessee St	H	12/21/91
26	Brian Hayden	CSUN	H	12/28/94
26	Willie Banks	San Francisco	H	11/24/90
25	Keith McGee	San Jose St	A	2/26/19
25	Jamaal Williams	UNLV	A	2/22/03
25	Larry Belin	NM State	H	12/9/78

SINGLE HALF SCORING

Pts	Player	Opponent	Site	Date
33 ¹	Kenny Page	UTEP	H	3/1/80
33 ²	Ruben Douglas	Wyoming	H	2/15/03
27 ²	Kenny Page	(15) BYU	H	1/15/81
27 ²	Marvin Johnson	Kentucky St	H	12/5/77
27 ²	Willie Long	BYU	A	1/29/70
26 ²	Kendall Williams	(22) Colorado St	A	2/23/13
26 ²	Marvin Johnson	Colorado St	H	3/2/78
26 ¹	Ruben Douglas	Colorado St	A	1/13/03
25 ²	Kenny Page	Illinois Tech	H	12/21/79
25 ²	Kenny Page	Air Force	H	2/28/81
25 ¹	Willie Howard	Kentucky St	H	12/5/77
25 ¹	Ruben Douglas	UNLV	H	1/27/03
25 ²	Ruben Douglas	(22) Utah	H	3/1/03
25 ²	Ruben Douglas	Southern Utah	H	12/21/02

SEASON SCORING LEADERS

Rk.	Player	Year	Gms	Pts	Avg.
1.	Kenny Page	1979-80	28	784	28.0
2.	Ruben Douglas	2002-03	28	783	28.0
3.	Hunter Greene	1986-87	35	740	21.1
4.	Cameron Bairstow	2013-14	34	694	20.4
	Elijah Brown	2015-16	32	694	21.7
6.	Marvin Johnson	1977-78	28	673	24.0
7.	Kelvin Scarborough	1986-87	35	660	18.9
8.	Johnny Brown	1985-86	31	649	20.9
9.	Charles Smith	1995-96	33	642	19.5
10.	Luc Longley	1989-90	34	627	18.4
11.	Willie Long	1969-70	26	621	23.9
	Willie Long	1970-71	26	621	23.9
13.	Charlie Thomas	1987-88	36	613	17.0
14.	Hunter Greene	1987-88	36	606	16.8
15.	Kenny Page	1980-81	25	603	24.1
16.	Greg Brown	1993-94	31	599	19.3
17.	Lamont Long	1999-00	32	598	18.7
18.	Elijah Brown	2016-17	27	582	18.8
19.	Mel Daniels	1966-67	27	581	21.5
20.	Charles Smith	1996-97	33	577	17.5

SEASON SCORING AVERAGE LEADERS

Rk.	Player	Year	Gms	Pts	Avg.
1.	Kenny Page	1979-80	28	784	28.0
2.	Ruben Douglas	2002-03	28	783	28.0
3.	Kenny Page	1980-81	25	603	24.1
4.	Marvin Johnson	1977-78	28	673	24.0
5.	Willie Long	1969-70	26	621	23.9
	Willie Long	1970-71	26	621	23.9
7.	Elijah Brown	2015-16	32	694	21.7
8.	Mel Daniels	1966-67	27	581	21.5
9.	Mel Daniels	1965-66	23	489	21.2
10.	Hunter Greene	1986-87	35	740	21.1
	Ira Harge	1962-63	25	527	21.1
12.	Johnny Brown	1985-86	31	649	20.9
13.	Cameron Bairstow	2013-14	34	694	20.4
	Toby Roybal	1955-56	22	448	20.4
15.	Marvin Johnson	1976-77	29	573	19.8
16.	Greg Howard	1968-69	20	393	19.7
17.	Charles Smith	1995-96	33	642	19.5
	Ron Nelson	1967-68	28	546	19.5
	Danny Granger	2003-04	22	429	19.5
20.	Greg Brown	1993-94	31	599	19.3

CAREER SCORING AVERAGE LEADERS

Rk.	Player	Year	Gms	Pts	Avg.
1.	Kenny Page	1980-81	53	1,387	26.2
2.	Marvin Johnson	1977-78	57	1,246	21.9
3.	Ruben Douglas	2001-03	86	1,782	20.7
4.	Elijah Brown	2016-17	63	1,276	20.3
5.	Mel Daniels	1965-67	77	1,537	20.0
6.	Johnny Brown	1985-86	58	1,157	19.9
7.	Willie Long	1969-71	78	1,542	19.8
8.	Danny Granger	2003-04	52	994	19.1
9.	Ira Harge	1963-64	54	1,016	18.8
10.	Francis Grant	1960-62	74	1,283	17.3

1,000 POINT CLUB

1. CHARLES SMITH - 1,993
1994-97

Fort Worth, Texas
Dunbar HS



4. CLAYTON SHIELDS - 1,837
1995-98

Baytown, Texas
Lee HS




7. LUC LONGLEY - 1,769
1988-91

Perth, Australia
Scotch College



10. WILLIE LONG - 1,542
1969-71

Fort Wayne, Ind.
Southside HS



13. KELVIN SCARBOROUGH - 1,469
1984-87

Washington, D.C.
Eastern HS



16. KENNY PAGE - 1,387
1980-81

Staten Island, N.Y.
McKee HS/Ohio State



19. ELIJAH BROWN - 1,276
2016-17

Orange County, Calif.
Mater Dei/Butler




22. CAMERON BAIRSTOW - 1,239
2011-14

Brisbane, Australia
Australian Inst. of Sport



25. CHARLIE THOMAS - 1,158
1988-89

Sandy Spring, Md.
Seneca Valley HS/Wake Forest



28. DAVID CHIOTTI - 1,145
2003-06

San Jose, Calif.
St. Francis HS




31. IRA HARGE - 1,016
1963-64

Detroit, Mich.
Northeastern HS/Burlington JC



33. RON BECKER - 1,010
1968-70

Roswell, N.M.
Goddard HS



2. KENNY THOMAS - 1,931
1996-99

Albuquerque, N.M.
Albuquerque HS



5. KENDALL WILLIAMS - 1,813
2011-14

Rancho Cucamonga, Calif.
Los Osos HS



8. HUNTER GREENE - 1,875
1984-88

Van Nuys, Calif.
Van Nuys HS



11. MEL DANIELS - 1,537
1965-67

Detroit, Mich.
Pershing HS/Burlington JC



14. DAIRESE GARY - 1,458
2008-11

Elkhart, Ind.
Concord HS




17. MAKUACH MALUACH - 1,308
2018-21

Sydney, Australia
Newington College



20. TONY DARRIDGE - 1,260
2005-09

San Bernardino, Calif.
Cajon HS




23. MARK WALTERS - 1,200
2003-06

Albuquerque, N.M.
Highland HS



26. JOHNNY BROWN - 1,157
1985-86

Los Angeles, Calif.
Manual Arts HS




29. IKE WILLIAMS - 1,086
1991-93

Dallas, Texas
Spruce HS



32. ROB LOEFFEL - 1,011
1986-89

Banning, Calif.
Banning HS



35. HUGH GREENWOOD - 1,006
2012-15

Hobart, Australia
Australian Inst. of Sport



3. LAMONT LONG - 1,840
1997-00

Tempe, Ariz.
Corona del Sol HS



6. RUBEN DOUGLAS - 1,782
2001-03

Altadena, Calif.
Bellarmine-Jefferson HS/Arizona




9. ROB ROBBINS - 1,739
1988-91

Farmington, N.M.
Farmington HS



12. PHIL SMITH - 1,477
1981-84

Long Island City, N.Y.
Mater Christi HS




15. WILLIE BANKS - 1,394
1989-92

Albuquerque, N.M.
Albuquerque HS




18. FRANCIS GRANT - 1,282
1960-62

Jeffersonville, Ind.
Jeffersonville HS



21. MARVIN JOHNSON - 1,246
1977-78

DeRidder, La.
Howard County JC



24. ROMAN MARTINEZ - 1,159
2007-10

El Paso, Texas
Montwood HS



27. PHILLIP McDONALD
2009-12

Cypress Springs, Texas
Cypress Springs HS



30. CHAD TOPPERT - 1,067
2006-09

Albuquerque, N.M.
Albuquerque Academy



33. ALEX KIRK - 1,010
2011-14

Los Alamos, N.M.
Los Alamos HS



REBOUNDING RECORDS

SINGLE GAME REBOUND LEADERS

Reb	Player	Opponent	Site	Date
26	Tom King	Wyoming	H	2/13/60
24	Tom King	Wyoming	A	2/11/61
24	Tom King	Denver	H	2/27/60
23	Drew Gordon	Utah	H	2/19/11
23	Darryl Minniefield	Utah	H	3/3/72
23	Tom King	Wyoming	A	2/11/61
22	Lewis LaMar	Fresno St	H	2/26/94
22	Ira Harge	Long Beach St	A	12/14/62
22	Tom King	Wyoming	H	1/7/61
22	Tom King	UTEP	A	12/10/60
22	Tom King	Wyoming	A	1/8/60
21	Larry Gray	Colorado St	H	2/14/76
21	Larry Gray	Colorado	A	11/29/75
21	Willie Long	(3) NM State	A	12/16/69
21	Greg Howard	Arizona	H	2/8/69
21	Willie Long	Abilene Christian	H	11/30/68
21	Mel Daniels	Loyola Marymount	H	12/7/66
21	Bill Morgan	Arizona St	A	2/5/66
21	Mike Lucero	BYU	H	3/1/62
21	Tom King	Denver	H	2/22/61
21	Tom King	N. Colorado	H	12/15/60
20	Numerous, last. Carlton Bragg	Wyoming	A	3/9/19

SINGLE GAME OFFENSIVE REBOUNDS (since 1986-87)


Reb	Player	Opponent	Site	Date
10	Carlton Bragg	San Jose St	A	2/26/19
9	Tim Williams	USC	A	11/21/15
9	Drew Gordon	(17) Louisville ^{NCAA}	N	3/17/12
9	Drew Gordon	Utah	H	2/19/11
9	Drew Gordon	Wyoming	H	2/9/11
9	Darlington Hobson	Creighton	H	12/19/09
9	Aaron Johnson	Colorado St	A	2/3/07
9	Patrick Dennehy	UNLV (ot)	H	2/5/02
9	Wayland White	Colorado St	H	1/27/01
9	Kenny Thomas	UNLV ^{WAC}	A	3/7/98
9	Kenny Thomas	San Jose St	H	11/29/97
9	Kenny Thomas	(10) Utah ^{WAC}	H	3/9/96

SINGLE GAME DEFENSIVE REBOUNDS (since 1986-87)

Reb	Player	Opponent	Site	Date
16	Drew Gordon	(11) UNLV	H	2/18/12
16	J.R. Giddens	Utah ^{MW} (ot)	N	3/13/08
16	J.R. Giddens	UTEP (ot)	A	1/2/08
15	Drew Gordon	NM State	A	12/28/11
15	Drew Gordon	Colorado St	H	1/12/11
15	Lewis LaMar	Fresno St	H	2/26/94
14	Drew Gordon	Utah	H	2/19/11
14	Kenny Thomas	New Hampshire	H	12/28/98
14	Lewis LaMar	San Diego St ^{WAC}	N	3/10/94
14	Luc Longley	Air Force	H	1/27/90
14	Rob Loeffel	BYU	H	1/10/87

SINGLE GAME LEADERS - SENIOR

Reb	Player	Opponent	Site	Date
24	Tom King	Wyoming	A	2/11/61
23	Tom King	Wyoming	A	2/11/61
22	Lewis LaMar	Fresno St	H	2/26/94
22	Tom King	Wyoming	H	1/7/61
22	Tom King	UTEP	A	12/10/60
22	Larry Gray	Colorado St	H	2/14/76
22	Larry Gray	Colorado	A	11/29/75
21	Greg Howard	Arizona	H	2/8/69
21	Mel Daniels	Loyola Marymount	H	12/7/66
21	Tom King	Denver	H	2/22/61
21	Tom King	N. Colorado	H	12/15/60



KENNY THOMAS

CAREER REBOUNDING LEADERS

Rk.	Player	Years	Games	Rebs	Avg.
1.	Kenny Thomas	1996-99	123	1,032	8.4
2.	Luc Longley	1988-91	132	922	7.0
3.	Mel Daniels	1965-67	77	853	11.1
4.	Willie Long	1969-71	78	800	10.2
5.	Clayton Shields	1995-98	128	758	5.9
6.	Tom King	1960-61	48	749	15.6
7.	Lamont Long	1997-00	124	698	5.6
8.	Alex Kirk	2011-14	101	685	6.8
9.	Drew Gordon	2011-12	61	661	10.8
10.	Cameron Bairstow	2011-14	134	637	4.8
11.	Ira Harge	1963-64	54	636	11.8
12.	John Teel	1956-58	66	634	9.6
13.	Roman Martinez	2007-10	133	633	4.8
14.	Ben Monroe	1965-67	78	628	8.1
15.	Hunter Greene	1984-88	127	622	4.9
16.	Hugh Greenwood	2012-15	130	620	4.8
17.	David Chiotti	2003-06	118	612	5.2
18.	Ron Sanford	1967-69	79	582	7.4
19.	Charles Smith	1994-97	126	574	4.6
	Kelvin Scarborough	1984-87	130	574	4.4

SINGLE GAME LEADERS - JUNIOR

Reb	Player	Opponent	Site	Date
26	Tom King	Wyoming	H	2/13/60
24	Tom King	Denver	H	2/27/60
23	Drew Gordon	Utah	H	2/19/11
23	Darryl Minniefield	Utah	H	3/3/72
22	Ira Harge	Long Beach St	A	12/14/62
22	Tom King	Wyoming	A	1/8/60

SINGLE GAME - SOPHOMORE

Reb	Player	Opponent	Site	Date
21	Willie Long	Abilene Christian	H	11/30/68
21	Mike Lucero	BYU	H	3/1/62
20	Mel Daniels	UTEP	A	12/30/64
19	Mel Daniels	TCU	N	12/29/64

SINGLE GAME - FRESHMAN

Reb	Player	Opponent	Site	Date
17	Kenny Thomas	(10) Utah ^{WAC}	H	3/9/96
16	Kenny Thomas	Colorado St	A	1/15/96
15	Kenny Thomas	Colorado St	H	2/19/96
14	Mark Walters	Air Force	A	3/8/03
13	Joel Box	San Diego St	H	2/25/06

SINGLE GAME - RANKED OPPONENT

Reb	Player	Opponent	Site	Date
21	Willie Long	(3) NM State	A	12/16/69
20	Drew Gordon	(11) UNLV	H	2/18/12
17	Drew Gordon	(13) San Diego St	A	2/15/12
17	Kenny Thomas	(10) Utah ^{WAC}	H	3/9/96

SEASON REBOUND LEADERS

Rk.	Player	Year	Gms	Reb	Avg.
1.	Drew Gordon	2011-12	35	388	11.1
2.	Tom King	1960-61	23	375	16.3
3.	Tom King	1959-60	25	374	14.9
4.	Willie Long	1969-70	26	335	12.9
5.	Ira Harge	1962-63	25	331	13.2
6.	Luc Longley	1989-90	34	330	9.7
7.	Darlington Hobson	2009-10	35	325	9.3
8.	Lewis LaMar	1993-94	31	319	10.3
9.	Mel Daniels	1966-67	27	313	11.6
10.	Ira Harge	1963-64	29	305	10.5
11.	Mel Daniels	1964-65	27	302	11.2
12.	Bill Hagins	1974-75	26	301	11.6
13.	Kenny Thomas	1997-98	32	297	9.3
14.	J.R. Giddens	2007-08	33	290	8.8
15.	Alex Kirk	2012-13	35	282	8.1
16.	Alex Kirk	2013-14	32	277	8.7
	Willie Long	1970-71	26	277	10.6
18.	Luc Longley	1990-91	30	275	9.2
19.	Drew Gordon	2010-11	26	273	10.5
20.	Charlie Thomas	1987-88	36	271	7.5

SEASON REBOUND AVERAGE LEADERS

Rk.	Player	Year	Gms	Reb	Avg.
1.	Tom King	1960-61	23	375	16.3
2.	Tom King	1959-60	25	374	14.9
3.	Ira Harge	1962-63	25	331	13.2
4.	Willie Long	1969-70	26	335	12.9
5.	Bill Hagins	1974-75	26	301	11.6
6.	Mel Daniels	1966-67	27	313	11.6
7.	Drew Gordon	2011-12	35	388	11.1
8.	Mel Daniels	1964-65	27	302	11.2
9.	Willie Long	1970-71	26	277	10.6
10.	Ira Harge	1963-64	29	305	10.5
	Drew Gordon	2010-11	26	273	10.5
	John Teel	1956-57	21	222	10.5
13.	Larry Gray	1975-76	24	250	10.4
14.	Lewis LaMar	1993-94	31	319	10.3
	Carlton Bragg	2019-20	15	155	10.3
	Mel Daniels	1965-66	23	238	10.3
17.	Kenny Thomas	1998-99	26	259	10.0
18.	John Teel	1955-56	21	208	9.9
19.	Darryl Minniefield	1971-72	26	255	9.8
	Darryl Minniefield	1972-73	27	264	9.8

CAREER REBOUND AVERAGE LEADERS

Rk.	Player	Year	Gms	Reb	Avg.
1.	Tom King	1960-61	48	749	15.6
2.	Ira Harge	1963-64	54	636	11.8
3.	Mel Daniels	1965-67	77	853	11.1
4.	Drew Gordon	2011-12	61	661	10.8
5.	Bill Hagins	1974-75	54	554	10.3
6.	Willie Long	1969-71	78	800	10.2
7.	Greg Howard	1968-69	45	455	10.1
8.	Darryl Minniefield	1972-73	53	519	9.8
9.	John Teel	1956-58	66	634	9.6
10.	Carlton Bragg	2019-20	39	367	9.4
11.	Danny Granger	2004-05	52	463	8.9
12.	Kenny Thomas	1996-99	123	1,032	8.4
13.	Mike Faulkner	1971-72	52	435	8.4
14.	Myrl Goodwin	1957-58	40	320	8.0
15.	Ben Monroe	1965-67	78	628	8.1
16.	Jimmy Allen	1977-78	58	453	7.8
17.	J.R. Giddens	2007-08	59	459	7.8
18.	Ron Sanford	1967-69	79	582	7.4
19.	Francis Grant	1960-62	74	548	7.4
20.	Jerome Henderson	1980-81	36	265	7.4

500 REBOUND CLUB


1. KENNY THOMAS - 1,032
1996-99

Albuquerque, N.M.
Albuquerque HS



4. WILLIE LONG - 800
1969-71

Fort Wayne, Ind.
Southside HS



7. LAMONT LONG - 698
1997-00

Tempe, Ariz.
Corona del Sol HS




10. CAMERON BAIRSTOW - 637
2011-14

Brisbane, Australia
Australian Inst. of Sport



13. ROMAN MARTINEZ - 633
2007-10

El Paso, Texas
Montwood HS



16. HUGH GREENWOOD - 620
2012-15

Hobart, Australia
Australian Inst. of Sport



19. CHARLES SMITH - 574
1994-97

Fort Worth, Texas
Dunbar HS




22. BILL MORGAN - 570
1965-67

Canton, Ohio
McKinley HS/Garden City JC



25. ROB LOEFFEL - 551
1986-89

Banning, Calif.
Banning HS




28. LEWIS LAMAR - 540
1992-94

Decatur, Ga.
Harvester Academy



31. DARRYL MINNIFIELD - 519
1972-73

Chicago, Ill.
Marshall HS/Independence JC



2. LUC LONGLEY - 922
1988-91

Perth, Australia
Scotch College



5. CLAYTON SHIELDS - 758
1995-98

Baytown, Texas
Lee HS




8. ALEX KIRK - 685
2011-14

Los Alamos, N.M.
Los Alamos HS



11. IRA HARGE - 636
1963-64

Detroit, Mich.
Northeastern HS/Burlington JC




14. BEN MONROE - 628
1965-67

Carlsbad, N.M.
Carlsbad HS



17. DAVID CHIOTTI - 612
2003-06

San Jose, Calif.
St. Francis HS



19. KELVIN SCARBOROUGH - 574
1984-87

Washington, D.C.
Eastern HS



23. BILL HAGINS - 554
1974-75

New York, N.Y.
Hughes HS/Arizona Western JC



25. MIKE LUCERO - 551
1962-64

Santa Fe, N.M.
Santa Fe HS



29. A.J. HARDEMAN - 529
2009-12

Del Valle, Texas
Del Valle HS



32. OBIJ AGET - 514
2014-17

Juba, South Sudan
La Lumiere HS




3. MEL DANIELS - 853
1965-67

Detroit, Mich.
Pershing HS/Burlington JC



6. TOM KING - 749
1960-61

East Orange, N.J.
East Side HS/Cameron JC



9. DREW GORDON
2011-12

San Jose, Calif.
Archbishop Mitty/UCLA



12. JOHN TEEL - 634
1956-58

Carlsbad, N.M.
Carlsbad HS



15. HUNTER GREENE - 622
1984-88

Van Nuys, Calif.
Van Nuys HS



18. RON SANFORD - 582
1967-69

Brooklyn, N.Y.
Wingate HS/Fort Dodge JC



21. KHARI JAXON - 572
1991-93

Los Angeles, Calif.
Los Angeles HS




24. MIKE WINTERS - 553
1984-87

Albuquerque, N.M.
Eldorado HS




27. FRANCIS GRANT - 548
1960-62

Jeffersonville, Ind.
Jeffersonville HS



29. CHARLIE THOMAS - 529
1988-89

Sandy Spring, Md.
Seneca Valley HS/Wake Forest



33. ALAN DOLENSKY - 509
1981-84

Garden Grove, Calif.
Blosa Grande HS



FIELD GOAL RECORDS

SINGLE GAME FIELD GOAL LEADERS

FG	Player	Opponent	Site	Date
21	Kenny Page	Illinois Tech	H	12/29/79
21	Marvin Johnson	Colorado St	H	3/2/78
19	Ben Monroe	BYU	H	2/23/67
18	Marvin Johnson	Kentucky St	H	12/5/77
17	Bill Morgan	Hawaii	A	12/18/65
16	Kenny Page	BYU	H	1/15/81
16	Willie Long	BYU	A	1/29/70
16	Mel Daniels	Denver	A	2/19/66
16	Mel Daniels	Texas Tech	A	12/11/65
15	J.R. Giddens	Wyoming	H	2/9/08
15	Ruben Douglas	UNLV	H	1/27/03
15	Lamont Long	Alcorn State	H	11/27/99
15	Johnny Brown	San Diego St	H	3/1/86
15	Johnny Brown	Alaska-Anch.	H	12/28/84
15	Kenny Page	Arizona St	H	12/13/80
15	Kenny Page	San Diego St	A	2/14/80
15	Willie Long	Arizona	H	1/17/70

SINGLE GAME FG ATTEMPT LEADERS


FGA	Player	Opponent	Site	Date
39	Ben Monroe	BYU	H	2/23/67
35	Francis Grant	Denver	H	2/27/60
32	Kenny Page	San Diego St	A	2/14/80
32	Willie Long	Arizona	H	1/17/70
31	Ruben Douglas	UNLV	H	1/27/03
31	Kenny Page	BYU	H	1/15/81
31	Kenny Page	Utah	A	1/31/80
31	Willie Long	Colorado St	A	1/30/71
30	Kenny Page	Colorado St	H	2/7/80
29	Kenny Page	Utah	H	1/17/81
29	Marvin Johnson	Kentucky St	H	12/5/77
29	Ira Harge	BYU	A	1/10/64
28	Ruben Douglas	Texas Tech	A	12/18/02
28	Hunter Greene	Hawaii	A	1/5/87
28	Kenny Page	Utah State	H	12/29/79
28	Willie Long	Colorado St	A	1/10/70
28	Ben Monroe	Rutgers ^{NIT}	N	3/14/67
28	Mel Daniels	Colorado St	H	12/30/66
28	Mel Daniels	Denver	A	2/19/66
28	Francis Grant	Utah State	H	3/3/60

BEST PERFECT FG GAMES

FG%	Player	Opponent	Site	Date
100.0 (12-12)	Luc Longley	UT Arlington	H	11/23/90
100.0 (11-11)	Johnny Brown	Air Force	H	1/12/85
100.0 (8-8)	David Chiotti	Air Force	A	1/15/05
100.0 (8-8)	Luc Longley	Hardin-Simmons	H	11/24/89
100.0 (8-8)	Willie Long	UTEP	H	1/16/71
100.0 (7-7)	Valdir Manuel	Air Force	A	2/22/21
100.0 (7-7)	Makuach Maluach	Houston Bapt.	H	12/22/19
100.0 (7-7)	Makuach Maluach	Northern NM	H	11/11/17
100.0 (7-7)	Roman Martinez	Mississippi	A	12/1/07
100.0 (7-7)	Luc Longley	Centenary	H	12/18/89
100.0 (7-7)	Rich Pokorski	Jacksonville	N	12/20/74

SINGLE GAME FG% (MIN 10 FG)

FG%	Player	Opponent	Site	Date
100.0 (12-12)	Luc Longley	UT Arlington	H	11/23/90
100.0 (11-11)	Johnny Brown	Air Force	H	1/12/85
91.7 (11-12)	Sam Logwood	Wyoming	A	2/20/18
90.9 (10-11)	Tim Williams	Houston Bapt.	H	11/14/16
90.9 (10-11)	Nelson Franse	Air Force	H	2/20/84
87.5 (14-16)	Ira Harge	Utah	H	2/28/63
86.7 (13-15)	Kenny Thomas	UTEP	H	2/20/99
86.7 (13-15)	Johnny Brown	Oregon State	H	11/30/85
85.7 (12-14)	Ike Williams	BYU ^{WAC}	N	3/12/93
84.6 (11-13)	Charlie Thomas	BYU	A	2/18/89
84.6 (11-13)	Charlie Thomas	BYU	H	1/5/89
84.6 (11-13)	Phil Smith	Utah	H	3/4/82
84.6 (11-13)	Michael Cooper	Eastern NM	H	1/18/77



CHARLES SMITH

CAREER FIELD GOAL LEADERS

Rk.	Player	Years	Games	FGs	FG%
1.	Charles Smith	1994-97	126	737	.449
2.	Luc Longley	1988-91	132	696	.472
3.	Kenny Thomas	1996-99	123	666	.537
4.	Hunter Greene	1984-88	108	650	.455
5.	Lamont Long	1997-00	124	647	.450
6.	Clayton Shields	1995-98	128	641	.472
7.	Mel Daniels	1965-67	77	594	.483
8.	Rob Robbins	1988-91	133	583	.464
9.	Willie Long	1969-71	78	560	.490
10.	Kenny Page	1980-81	53	553	.484
11.	Ruben Douglas	2001-03	86	538	.417
12.	Kendall Williams	2011-14	137	526	.433
13.	Willie Banks	1989-92	126	509	.518
	Francis Grant	1960-62	74	509	.430
15.	Kelvin Scarborough	1984-87	130	499	.495
16.	Marvin Johnson	1977-78	57	490	.511
17.	Tony Danridge	2005-09	129	485	.499
18.	Charlie Thomas	1988-89	69	472	.590
19.	Makuach Maluach	2018-21	121	467	.459
20.	Phil Smith	1981-84	105	465	.484

SEASON FIELD GOAL LEADERS

Rk.	Player	Year	FG
1.	Kenny Page	1979-80	314
2.	Marvin Johnson	1977-78	270
3.	Hunter Greene	1986-87	264
4.	Johnny Brown	1985-86	255
5.	Charlie Thomas	1987-88	245
6.	Kenny Page	1980-81	239
7.	Cameron Bairstow	2013-14	237
	Willie Long	1969-70	237
9.	Luc Longley	1989-90	233
	Charles Smith	1995-96	233
11.	Tim Garrett	1983-84	232
12.	Luc Longley	1990-91	229
13.	Charlie Thomas	1988-89	227
14.	Mel Daniels	1966-67	225
	Johnny Brown	1985-86	225
16.	Marvin Johnson	1976-77	220
17.	Ruben Douglas	2002-03	218
18.	Kelvin Scarborough	1986-87	215
	Tim Williams	2015-16	215
20.	Hunter Greene	1987-88	214
	Willie Long	1970-71	214

SEASON FG ATTEMPT LEADERS

Rk.	Player	Year	FGA
1.	Kenny Page	1979-80	618
2.	Hunter Greene	1986-87	570
3.	Ruben Douglas	2002-03	549
4.	Kenny Page	1980-81	525
5.	Charles Smith	1995-96	506
6.	Marvin Johnson	1977-78	497
7.	Hunter Greene	1987-88	492
8.	Ron Nelson	1967-68	487
9.	Lamont Long	1999-00	471
10.	Mel Daniels	1966-67	468
11.	Willie Long	1969-70	467
12.	Marvin Johnson	1976-77	462
13.	Johnny Brown	1985-86	460
14.	Francis Grant	1959-60	458
15.	Elijah Brown	2015-16	453
16.	Charles Smith	1996-97	444
17.	Darlington Hobson	2009-10	439
18.	Elijah Brown	2016-17	438
19.	Tim Garrett	1983-84	435
	Charlie Thomas	1987-88	435

SEASON FG% LEADERS (min 3FG/G)

Rk.	Player	Year	FG-FGA	Avg.
1.	Rich Pokorski	1973-74	89-135	.659
2.	Luc Longley	1990-91	229-349	.656
3.	George Scott	1982-83	112-171	.655
4.	Khari Jaxon	1991-92	138-218	.633

5.	Charlie Thomas	1988-89	227-365	.622
6.	George Scott	1984-85	168-229	.602
7.	Tim Williams	2015-16	215-356	.604
8.	Darryl Minniefield	1972-73	156-260	.600
9.	Johnny Brown	1984-85	168-279	.587
10.	Vladimir McCrary	1990-91	96-165	.582

CAREER FG ATTEMPT LEADERS

Rk.	Player	Years	FG
1.	Charles Smith	1994-97	1,640
2.	Hunter Greene	1984-88	1,429
3.	Lamont Long	1997-00	1,427
4.	Clayton Shields	1995-98	1,359
5.	Ruben Douglas	2001-03	1,291
6.	Rob Robbins	1988-91	1,256
7.	Kenny Thomas	1996-99	1,240
8.	Mel Daniels	1965-67	1,228
9.	Francis Grant	1960-62	1,221
10.	Kendall Williams	2011-14	1,216
11.	Luc Longley	1988-91	1,187
12.	Francis Grant	1960-62	1,185
13.	Willie Long	1969-71	1,144
14.	Kenny Page	1980-81	1,143
15.	John Teel	1956-58	1,023
16.	Makuach Maluach	2018-21	1,018
17.	Kelvin Scarborough	1984-87	1,008
18.	Willie Banks	1989-92	982
19.	Tony Danridge	2008-09	971
20.	Phil Smith	1981-84	961

CAREER FG% LEADERS (min 400 attempts)

Rk.	Player	Years	FG-FGA	Avg.
1.	George Scott	1983-85	280-450	.622
2.	Obji Aget	2013-17	262-438	.598
3.	Khari Jaxon	1991-93	368-621	.593
4.	Charlie Thomas	1988-89	472-800	.590
5.	Luc Longley	1988-91	696-1187	.586
6.	Tim Williams	2016-17	364-621	.586
7.	Johnny Brown	1985-86	464-816	.569
8.	Darryl Minniefield	1972-73	280-499	.561
9.	Damion Walker	1999-00	220-407	.540
10.	Kurt Miller	1988-91	267-495	.539
11.	David Chiotti	2003-06	427-795	.537
	Kenny Thomas	1996-99	666-1240	.537
13.	Drew Gordon	2011-12	326-609	.535
14.	Wayland White	2000-01	249-466	.534
15.	Johnny Brown	1985-86	434-816	.532
16.	Willie Howard	1977-78	322-606	.531
17.	Tim Garrett	1983-84	389-740	.526
18.	Corey Manigault	2019-20	246-471	.522
19.	Willie Banks	1989-92	509-982	.518
20.	Cameron Bairstow	2011-14	418-808	.517
	A.J. Hardeman	2009-12	297-575	.517

FREE THROW RECORDS

SINGLE GAME FREE THROW LEADERS

FT	Player	Opponent	Site	Date
26	Ruben Douglas	Utah	H	3/1/03
19	Toby Roybal	Montana	H	1/11/56
16	Kendall Williams	San Diego	H	11/30/13
15	Elijah Brown	San Diego St	H	3/4/17
15	Elijah Brown	Nevada	H	12/30/15
15	Cameron Bairstow	Boise St ^{MW}	N	3/14/14
15	Ruben Douglas	San Diego St	A	2/24/03
15	Ruben Douglas	Wyoming	H	2/15/03
15	Ruben Douglas	UNLV (ot)	H	2/5/02
15	Rob Robbins	Colorado St	H	1/8/91
15	Kelvin Scarborough	Idaho	H	12/8/86
15	Willie Long	UTEP	A	2/20/71

SINGLE GAME FT ATTEMPT LEADERS


FTA	Player	Opponent	Site	Date
31	Ruben Douglas	Utah	H	3/1/03
25	Toby Roybal	Montana	H	1/11/56
20	Cameron Bairstow	Colorado St	H	1/4/14
20	Ira Harge	SW Oklahoma	H	2/4/63
19	Cameron Bairstow	Fresno St	A	1/18/14
19	Phil Smith	Wyoming	H	2/12/81
18	Cameron Bairstow	Boise St ^{MW}	N	3/14/14
18	Danny Granger	Colorado St	A	3/6/04
18	Ruben Douglas	Wyoming	H	2/15/03
18	Willie Long	Santa Clara	H	12/19/70
18	Ron Becker	West Virginia	N	12/30/69
17	Elijah Brown	San Diego St	H	3/4/17
17	Kendall Williams	Colorado St	A	2/23/13
17	Ruben Douglas	BYU	A	2/1/03
17	Damion Walker	Colorado St	H	3/2/00
17	Brian Hayden	CSUN	H	12/28/94
17	Rob Robbins	Colorado St	H	1/8/91
17	Kelvin Scarborough	Idaho	H	12/8/86
17	Phil Smith	San Diego St	H	1/30/81
17	Kenny Page	UTEP	H	3/1/80
17	Tom King	Denver	H	2/27/60

BEST PERFECT FREE THROW GAMES

FT-FTA	Player	Opponent	Site	Date
16-16	Kendall Williams	San Diego	H	11/30/13
15-15	Elijah Brown	Nevada	H	12/30/15
15-15	Ruben Douglas	UNLV (ot)	H	2/5/02
15-15	Willie Long	UTEP	A	2/20/71
14-14	Elijah Brown	Fresno State	H	12/28/16
14-14	Ruben Douglas	Northwestern St	H	11/25/02
12-12	Joe Furstinger	Prairie View A&M	H	12/22/17
12-12	Daniel Farris	TCU	H	2/24/09
12-12	Ruben Douglas	BYU	H	3/3/03
12-12	Phil Abney	Wyoming	A	2/15/79
12-12	Mike Lucero	Wyoming	A	1/6/62

SEASON FREE THROW LEADERS

Rk.	Player	Year	FT
1.	Ruben Douglas	2002-03	253
2.	Cameron Bairstow	2013-14	219
3.	Elijah Brown	2015-16	217
4.	Kelvin Scarborough	1986-87	200
5.	Phil Smith	1983-84	199
6.	Dairese Gray	2009-10	195
7.	Willie Long	1970-71	193
8.	Elijah Brown	2016-17	182
9.	Kendall Williams	2013-14	179
10.	Hunter Greene	1986-87	165
11.	Dairese Gary	2010-11	163
12.	Luc Longley	1989-90	161
	Toby Roybal	1955-56	161
14.	Kenny Page	1979-80	156
15.	Kenny Thomas	1996-97	155
16.	Danny Granger	2004-05	154
17.	Ron Becker	1969-70	153
	Kendall Williams	2012-13	153
19.	Tony Danridge	2008-09	150
20.	Willie Long	1969-70	147



KENDALL WILLIAMS

CAREER FREE THROW LEADERS

Rk.	Player	Years	Games	FTs	FT%
1.	Kendall Williams	2011-14	137	556	.765
2.	Phil Smith	1981-84	105	547	.749
3.	Dairese Gary	2008-11	135	537	.751
4.	Kenny Thomas	1996-99	123	534	.740
5.	Ruben Douglas	2001-03	86	488	.830
6.	Kelvin Scarborough	1984-87	130	441	.728
7.	Willie Long	1969-71	78	422	.683
8.	Cameron Bairstow	2011-14	134	401	.717
9.	Elijah Brown	2016-17	63	399	.840
	Lamont Long	1997-00	124	399	.787
11.	Luc Longley	1988-91	132	377	.735
12.	Hunter Greene	1984-88	108	359	.792
13.	Mel Daniels	1965-67	77	349	.674
14.	Toby Roybal	1953-56	56	319	.722
15.	Ron Becker	1968-70	80	317	.793
16.	Charles Smith	1994-97	126	312	.731
17.	Rob Robbins	1988-91	133	309	.888
18.	Willie Banks	1989-92	126	298	.780
19.	Danny Granger	2004-05	52	287	.757
20.	David Chiotti	2003-06	118	285	.651

CONSECUTIVE FREE THROWS MADE

FTs	Player	Year
52	Rob Robbins	1989-90

SEASON FT ATTEMPT LEADERS

Rk.	Player	Year	FTA
1.	Ruben Douglas	2002-03	301
2.	Cameron Bairstow	2013-14	298
3.	Willie Long	1970-71	273
4.	Dairese Gray	2009-10	260
5.	Kelvin Scarborough	1986-87	257
6.	Elijah Brown	2015-16	255
7.	Phil Smith	1983-84	253
8.	Johnny Brown	1985-86	237
9.	Kendall Williams	2013-14	228
10.	Toby Roybal	1955-56	221
11.	Elijah Brown	2016-17	220
12.	Tom King	1959-60	219
13.	Ira Harge	1963-64	214
	Ira Harge	1962-63	214
15.	Eric Chaffield	2000-01	211
16.	Hunter Greene	1986-87	210
17.	Dairese Gary	2010-11	209
18.	Willie Long	1969-70	207
19.	Kenny Thomas	1996-97	206
20.	Danny Granger	2004-05	204

SEASON FT% LEADERS (min 2FT/G)

Rk.	Player	Year	FT-FTA	Avg.
1.	Rob Robbins	1989-90	101-108	.935
2.	Rob Robbins	1988-89	77-84	.917
3.	Anthony Mathis	2018-19	87-98	.888
4.	Tommy Roberts	1971-72	118-135	.874
5.	Elijah Brown	2015-16	217-255	.851
6.	Rob Robbins	1990-91	73-86	.849
7.	Marlow White	1994-95	93-110	.845
8.	Tony Snell	2012-13	86-102	.843
9.	Pat King	1974-75	91-108	.843
10.	Ruben Douglas	2002-03	253-301	.841
11.	Ruben Douglas	2001-02	140-167	.838
12.	Dan Darrow	1952-53	141-169	.834
13.	Javin Tindall	2003-04	64-77	.831
14.	Elijah Brown	2016-17	182-220	.827
15.	Jamaal Smith	2006-07	66-80	.825
16.	Jim Howard	1965-66	70-85	.824
	Chad Toppert	2008-09	75-91	.824
18.	Ron Nelson	1967-68	120-146	.822
19.	Luc Longley	1989-90	161-196	.821
	Bob Martin	1956-57	101-123	.821

CAREER FT ATTEMPT LEADERS

Rk.	Player	Years	FTA
1.	Phil Smith	1981-84	730
2.	Kendall Williams	2011-14	727
3.	Kenny Thomas	1996-99	722
4.	Dairese Gary	2008-11	715
5.	Willie Long	1969-71	618
6.	Kelvin Scarborough	1984-87	606
7.	Ruben Douglas	2001-03	588
8.	Cameron Bairstow	2011-14	559
9.	Mel Daniels	1965-67	518
10.	Luc Longley	1988-91	513
11.	Lamont Long	1997-00	507
12.	Elijah Brown	2015-16	475
13.	Hunter Greene	1984-88	453
14.	Toby Roybal	1953-56	442
15.	David Chiotti	2003-06	438
16.	Ira Harge	1963-64	428
17.	Charles Smith	1994-97	427
18.	Marlon Parmer	2000-02	404
19.	Ron Becker	1968-70	400
20.	Clayton Shields	1995-98	384

CAREER FT% LEADERS (min 150 attempts)

Rk.	Player	Years	FT-FTA	Avg.
1.	Rob Robbins	1988-91	309-348	.888
2.	Anthony Mathis	2016-19	168-191	.880
3.	Elijah Brown	2016-17	399-475	.840
4.	Tommy Roberts	1971-73	188-225	.836
5.	Ruben Douglas	2001-03	488-588	.830
6.	Greg Brown	1993-94	168-204	.824
7.	Tony Snell	2011-13	165-201	.821
8.	Ron Nelson	1967-68	156-191	.817
9.	Bob Martin	1956-58	170-210	.810
10.	Chad Toppert	2006-09	139-172	.808
11.	Pat King	1973-75	130-161	.807
12.	Dan Darrow	1951-53	162-202	.802
	Jamaal Smith	2007-08	158-197	.802
	Marlow White	1994-95	178-222	.802
15.	Mike Lucero	1962-64	192-241	.797
	Damion Walker	1999-00	244-306	.797
17.	Skip Kruzich	1963-65	195-245	.796
18.	Russ Nystedt	1952-54	159-200	.795
19.	Ron Becker	1968-70	317-400	.793
20.	Hunter Greene	1984-88	359-453	.792

3-POINT FG RECORDS

SINGLE GAME FIELD GOAL LEADERS

3FG	Player	Opponent	Site	Date
10	Kendall Williams	Colorado St	A	2/23/13
9	Javin Tindall	UNLV	A	1/31/04
9	Ruben Douglas	Pacific	H	11/23/01
8	Roman Martinez	San Diego	A	12/9/09
8	Ruben Douglas	UNLV	H	1/27/03
8	Royce Olney	UTEP	H	2/19/98
8	Clayton Shields	TCU	H	1/5/98
8	Marlow White	Simon Fraser	H	11/21/93
7	many times, last... Anthony Mathis	Colorado	H	12/11/18

SINGLE GAME FG ATTEMPT LEADERS

3FGA	Player	Opponent	Site	Date
17	Elijah Brown	Air Force	A	2/10/16
15	Anthony Mathis	Central Arkansas	H	12/16/18
15	Ruben Douglas	UNLV	H	1/27/03
15	Rob Robbins	Wyoming	H	1/5/91
14	Anthony Mathis	Nevada	H	1/5/19
14	Anthony Mathis	Bradley	A	12/1/18
14	Ruben Douglas	Pacific	H	11/23/01
14	Kevin Henry	Fresno State	H	2/13/99
13	Anthony Mathis	Fresno State	A	2/2/19
13	Tony Snell	Air Force	A	3/9/13
13	Kendall Williams	Colorado State	A	2/23/13
13	J.R. Giddens	Pepperdine	H	12/29/06
13	Mark Walters	New Mexico St	A	12/3/05
13	Kevin Henry	New Hampshire	H	12/29/98
13	Rob Robbins	UTEP	H	2/23/91
13	Steve Logan	New Mexico St	H	11/30/91

SINGLE GAME 3FG% LEADERS (min 5 3FG)


3FG%	Player	Opponent	Site	Date
100.0 (5-5)	Anthony Mathis	Fresno St	H	3/3/18
100.0 (5-5)	Demetrius Walker	Idaho	H	11/23/12
100.0 (5-5)	Lamont Long	McNeese	H	12/21/98
88.9 (8-9)	Roman Martinez	San Diego	A	12/9/09
88.9 (8-9)	Clayton Shields	TCU	H	1/5/98
85.7 (6-7)	Vance Jackson	Fresno St	H	1/7/20
85.7 (6-7)	Makuach Maluach	Air Force	A	2/10/18
85.7 (6-7)	Chad Toppert	NM State	A	12/4/07
85.7 (6-7)	Ruben Douglas	Dartmouth	H	12/29/01
85.7 (6-7)	Royce Olney	Utah	H	1/1/98

BEST PERFECT 3FG GAMES

3FG-A	Player	Opponent	Site	Date
5-5	Anthony Mathis	Fresno St	H	3/3/18
5-5	Demetrius Walker	Idaho	H	11/23/12
5-5	Lamont Long	McNeese	H	12/21/98
4-4	many times, last...			
4-4	Jeremiah Francis III	Fresno St ^{MW}	N	3/10/21

SEASON 3-POINT FG LEADERS

Rk.	Player	Year	3FG
1.	Anthony Mathis	2018-19	106
2.	Kevin Henry	1998-99	102
3.	Roman Martinez	2009-10	99
4.	Anthony Mathis	2017-18	98
5.	Clayton Shields	1996-97	96
6.	Ruben Douglas	2002-03	94
	Marlow White	1993-94	94
8.	Troy DeVries	2004-05	93
9.	Clayton Shields	1997-98	90
10.	Elijah Brown	2015-16	89
11.	Chad Toppert	2007-08	85
	Chad Toppert	2006-07	85
13.	Rob Robbins	1988-89	83
14.	Chad Toppert	2008-09	82
15.	Royce Olney	1997-98	80
	Greg Brown	1993-94	80
17.	Marlow White	1994-95	77
18.	Hugh Greenwood	2014-15	72
	Tony Snell	2011-12	72
	Phillip McDonald	2009-10	72
	Javin Tindall	2003-04	72



CAREER 3-POINT FG LEADERS

Rk.	Player	Years	Games	3FGs	3FG%
1.	Clayton Shields	1995-98	128	285	.408
2.	Chad Toppert	2006-09	127	266	.439
3.	Rob Robbins	1988-91	133	264	.415
4.	Anthony Mathis	2016-19	101	222	.431
5.	Ruben Douglas	2001-03	86	218	.413
6.	Phillip McDonald	2009-12	133	207	.425
	Charles Smith	1994-97	126	207	.342
8.	Kendall Williams	2011-14	137	205	.380
	Roman Martinez	2007-10	133	205	.404
10.	Kevin Henry	1998-00	98	197	.383
11.	Hugh Greenwood	2012-15	130	187	.342
12.	Royce Olney	1995-98	120	174	.388
13.	Marlow White	1994-95	61	171	.382
14.	Elijah Brown	2016-17	63	157	.363
15.	Troy DeVries	2004-05	55	147	.450
	Lamont Long	1997-00	124	147	.356
17.	Ike Williams	1991-93	94	140	.369
18.	Mark Walters	2003-06	116	136	.356
19.	Greg Brown	1993-94	59	131	.421
20.	Makuach Maluach	2018-21	121	126	.340

SEASON 3FG ATTEMPT LEADERS

Rk.	Player	Year	3FGA
1.	Anthony Mathis	2018-19	255
2.	Roman Martinez	2009-10	240
3.	Kevin Henry	1998-99	239
4.	Ruben Douglas	2002-03	238
5.	Marlow White	1993-94	237
6.	Elijah Brown	2015-16	226
	Clayton Shields	1996-97	226
8.	Clayton Shields	1997-98	221
9.	Hugh Greenwood	2014-15	211
	Marlow White	1994-95	211
11.	Steve Logan	1991-92	210
12.	Anthony Mathis	2017-18	207
13.	Elijah Brown	2016-17	206
	Troy DeVries	2004-05	206
15.	Chad Toppert	2008-09	203
16.	Rob Robbins	1989-90	197
17.	Greg Brown	1993-94	192
18.	Charles Smith	1995-96	188
19.	Tony Snell	2011-12	186
	Canonchet Neves	1993-94	186

SEASON 3FG% LEADERS (min 1 3FG/G)

Rk.	Player	Year	3FG-3FGA	Avg.
1.	Royce Olney	1997-98	80-156	.513
2.	Rob Robbins	1988-89	83-169	.491
3.	Tim Lightfoot	2001-02	39-80	.488
4.	Jamaal Smith	2007-08	38-78	.487
5.	Chad Toppert	2007-08	85-177	.480
6.	Anthony Mathis	2017-18	98-207	.473
7.	Chad Toppert	2006-07	85-183	.464
8.	Ike Williams	1992-93	71-155	.458
9.	Troy DeVries	2004-05	93-206	.451
10.	Ruben Douglas	2001-02	66-147	.449
11.	Troy DeVries	2003-04	54-121	.446
12.	Phillip McDonald	2011-12	47-107	.439
13.	Royce Olney	1995-96	38-87	.437
14.	Canonchet Neves	1992-93	47-108	.435
15.	Willie Banks	1991-92	33-76	.434
16.	Danny Granger	2004-05	45-104	.433
17.	Greg Brown	1992-93	51-119	.429
18.	Kelly Graves	1986-87	71-166	.428
19.	Kevin Henry	1998-99	102-239	.427
20.	Kendall Williams	2010-11	55-129	.426

CAREER 3FG ATTEMPT LEADERS

Rk.	Player	Years	3FGA
1.	Clayton Shields	1995-98	699
2.	Rob Robbins	1998-91	636
3.	Chad Toppert	2006-09	606
4.	Charles Smith	1994-97	605
5.	Phillip McDonald	2009-12	548
6.	Hugh Greenwood	2011-12	547
7.	Kendall Williams	2011-14	539
8.	Ruben Douglas	2001-03	528
9.	Anthony Mathis	2016-19	515
	Kevin Henry	1998-00	515
11.	Roman Martinez	2007-10	507
12.	Royce Olney	1995-98	448
	Marlow White	1994-95	448
14.	Elijah Brown	2016-17	432
15.	Lamont Long	1997-00	410
16.	Mark Walters	2003-06	382
17.	Ike Williams	1991-93	379
18.	Makuach Maluach	2018-21	371
19.	Steve Logan	1992-93	351
20.	Troy DeVries	2004-05	327

CAREER 3FG% LEADERS (min 150 attempts)

Rk.	Player	Years	FG-FGA	Avg.
1.	Troy DeVries	2004-05	147-327	.450
2.	Willie Banks	1989-92	78-177	.441
3.	Chad Toppert	2006-09	266-606	.439
4.	Anthony Mathis	2016-19	222-515	.431
5.	Kelly Graves	1986-87	71-166	.428
6.	Royce Olney	1995-98	174-408	.426
7.	Greg Brown	1993-94	131-311	.421
8.	Javin Tindall	2003-04	125-298	.419
9.	Rob Robbins	1988-91	264-636	.415
10.	Ruben Douglas	2001-03	218-528	.413
11.	Tim Lightfoot	1999-02	124-303	.409
12.	Clayton Shields	1995-98	285-699	.408
13.	Roman Martinez	2007-10	205-507	.404
14.	Canonchet Neves	1993-94	118-294	.401
15.	Jamaal Smith	2007-08	75-188	.399
	Darrell McGee	1987-90	118-296	.399
17.	Danny Granger	2004-05	69-176	.392
18.	Greg Schomstein	1994-97	67-171	.391
19.	Antino Jackson	2018	69-178	.388
	Keith McGee	2019-20	73-188	.388
	Royce Olney	1995-98	174-448	.388

ASSIST/TURNOVER RECORDS

SINGLE GAME ASSIST LEADERS

AST	Player	Opponent	Site	Date
21	Kelvin Scarborough	Hawai'i	H	2/13/87
16	Darrell McGee	BYU	H	1/5/89
16	Mark Felix	UCF	H	12/16/78
15	Darrell McGee	Loyola (Md.)	H	11/26/88
15	Petie Gibson	Arizona St (ot)	A	2/22/69
15	Petie Gibson	Denver	A	1/11/69
14	Phil Smith	San Diego St	A	2/11/84
14	Petie Smith	Denver	H	1/3/70
14	Petie Smith	Occidental	H	12/13/68
13	many times, last...			
	Saquan Singleton	Air Force	A	2/22/21

MOST ASSISTS WITH NO TURNOVERS


AST	Player	Opponent	Site	Date
12	Drue Drinnon	Univ. of SW	A	12/30/18
11	Darrell McGee	Hardin-Simmons	H	11/24/89
11	Phil Smith	Missouri Baptist	H	11/28/81
10	Kendall Williams	Nevada	A	3/2/14
10	Marlon Parmer	Drexel	H	12/30/00
10	Marlon Parmer	Western Kent.	H	12/2/00
10	Jimmy Taylor	Amy	H	11/23/90
10	Darrell McGee	San Diego St	H	3/2/89
10	Everette Jefferson	Weber State	H	12/13/79
10	Russell Saunders	Utah	A	2/23/78
9	JJ Caldwell	Grand Canyon	H	12/17/19
9	Tim Jacobs	Central Arkansas	H	12/17/14
9	Kendall Williams	UNLV	H	1/15/14
9	David Gibson	NM State	A	12/7/96
9	Charles Smith	Fresno State	H	2/26/94

SEASON ASSIST LEADERS

Rk.	Player	Year	ASST
1.	Darrell McGee	1988-89	243
2.	Kelvin Scarborough	1986-87	212
3.	Darrell McGee	1989-90	205
4.	Phil Smith	1983-84	203
5.	Petie Gibson	1970-71	198
6.	Petie Gibson	1968-69	183
7.	Dairese Gary	2010-11	182
	Marlon Parmer	1987-88	182
	Darrell McGee	1987-88	182
10.	Petie Gibson	1969-70	179
11.	Phil Smith	1980-81	176
12.	Kelvin Scarborough	1984-85	175
13.	Phil Smith	1981-82	170
14.	Kendall Williams	2013-14	168
15.	Kendall Williams	2012-13	166
16.	John Robinson II	1999-00	162
17.	Willie Banks	1991-92	161
18.	Darlington Hobson	2009-10	160
19.	Antino Jackson	2017-18	151
	Kelvin Scarborough	1985-86	151

SEASON ASST/TO RATIO (min 75 Asst)

Rk.	Player	Year	Ratio (A/TO)
1.	Hugh Greenwood	2013-14	3.50 (105/30)
2.	Jimmy Taylor	1990-91	3.32 (113/34)
3.	Darrell McGee	1989-90	3.31 (205/62)
4.	Kelly Graves	1986-87	2.81 (76/27)
5.	Tim Jacobs	2014-15	2.72 (87/32)
6.	Kelly Graves	1985-86	2.71 (84/31)
7.	Kendall Williams	2013-14	2.47 (168/68)
8.	Hugh Greenwood	2011-12	2.44 (83/34)
9.	Darrell McGee	1988-89	2.41 (243/101)
10.	Mark Felix	1977-78	2.32 (88/38)
11.	Kendall Williams	2012-13	2.31 (166/72)
12.	Marlon Parmer	2001-02	2.18 (87/40)
13.	Dairese Gary	2009-10	2.17 (137/63)
14.	Royce Olney	1997-98	2.17 (100/46)
15.	Greg Brown	1992-93	2.16 (82/38)



DARRELL MCGEE

CAREER ASSIST LEADERS

Rk.	Player	Years	Games	Assists
1.	Darrell McGee	1987-90	137	684
2.	Phil Smith	1981-84	105	630
3.	Kendall Williams	2011-14	137	617
4.	Kelvin Scarborough	1984-87	130	574
5.	Dairese Gary	2008-11	135	564
6.	Petie Gibson	1969-71	78	560
7.	David Gibson	1995-98	128	460
8.	Willie Banks	1989-92	126	419
9.	Marlon Parmer	2000-02	82	384
10.	Hugh Greenwood	2012-15	130	372
11.	Charles Smith	1994-97	126	358
12.	Hunter Greene	1984-88	108	354
13.	Mike Winters	1984-87	133	351
14.	Rob Robbins	1988-91	133	350
15.	Luc Longley	1988-91	132	317
16.	Royce Olney	1995-98	120	312
17.	Lamont Long	1997-00	124	301
18.	Russell Saunders	1978-79	55	271
19.	Mark Walters	2003-06	116	269
20.	Kenny Thomas	1996-99	123	262

CAREER ASST/TO RATIO (min 125 Asst)

Rk.	Player	Years	Ratio (A/TO)
1.	Kelly Graves	1986-87	2.76 (160/58)
2.	Tim Jacobs	2014-15	2.52 (126/50)
3.	Darrell McGee	1987-90	2.33 (684/294)
4.	Hugh Greenwood	2012-15	2.24 (372/166)
5.	Kendall Williams	2011-14	2.16 (617/286)
6.	Mike Winters	1984-87	2.10 (351/167)
7.	Kelvin Scarborough	1984-87	2.01 (574/347)
8.	David Gibson	1995-98	1.97 (460/234)
9.	Mark Felix	1978-79	1.91 (178/93)
10.	Dairese Gary	2008-11	1.86 (564/303)
11.	Royce Olney	1995-98	1.85 (312/169)
12.	Darren Prentice	2005-08	1.81 (210/116)
13.	Charles Smith	1994-97	1.81 (358/198)
14.	Greg Brown	1993-94	1.79 (218/122)
15.	Nate Garth	2009-10	1.75 (161/92)


SINGLE GAME TURNOVER LEADERS

TO	Player	Opponent	Site	Date
11	Phil Smith	Santa Clara	N	11/25/83
11	Kenny Page	Hawai'i	A	3/5/81
11	Norm Cacy	Arizona St	A	2/21/76
11	Bernard Hardin	Dayton ^{NCAA}	N	3/16/74
11	Tommy Roberts	NM State	A	12/6/71
10	Jerome Henderson	UTEP	A	1/23/80
10	Phil Abney	Arizona	A	12/22/78
10	George Berry	NM State	H	12/9/75
9	Saquan Singleton	Fresno St	A	1/28/21
9	Ruben Douglas	Northwestern St	H	11/25/02
9	Charles Smith	Hawai'i	N	3/6/97
9	Kenny Thomas	Rice	A	1/18/97
9	Kelvin Scarborough	San Diego St	H	1/18/85
9	Billy Reid	NM Highlands	H	11/26/76
9	Pat King	USC	A	12/21/74

SEASON TURNOVER LEADERS

Rk.	Player	Year	TO
1.	Phil Smith	1983-84	144
2.	JaQuan Lyle	2019-20	120
3.	Kelvin Scarborough	1986-87	117
4.	Luc Longley	1990-91	113
	Kelvin Scarborough	1984-85	113
6.	Luc Longley	1989-90	112
7.	Phil Smith	1980-81	111
8.	Elijah Brown	2015-16	109
9.	Ruben Douglas	2002-03	108
10.	Darlington Hobson	2009-10	104
11.	Kenny Page	1979-80	102
12.	Cullen Neal	2015-16	101
	Darrell McGee	1988-89	101
	Phil Smith	1981-82	101
15.	Kenny Page	1980-81	100


STEAL/BLOCK/FOUL RECORDS



KELVIN SCARBOROUGH

CAREER STEALS LEADERS

Rk.	Player	Years	Steals
1.	Kelvin Scarborough	1984-87	235
2.	Hunter Greene	1984-88	203
3.	Phil Smith	1981-84	197
4.	Kendall Williams	2011-14	186
5.	Lamont Long	1997-00	184
6.	Willie Banks	1989-92	182
7.	Charles Smith	1994-97	178
8.	Darrell McGee	1987-90	168
9.	Dairese Gary	2008-11	162
10.	Mark Walters	2003-06	153
11.	Hugh Greenwood	2012-15	149
12.	David Gibson	1995-98	145
13.	Alan Dolensky	1981-84	142
14.	Roman Martinez	2007-10	136
15.	Royce Olney	1995-98	130
16.	Jamal Fenton	2010-13	117
17.	Kenny Thomas	1996-99	112
18.	Clayton Shield	1995-98	111
19.	Rob Robbins	1988-91	109
	Marlow White	1994-95	109



LUC LONGLEY

CAREER BLOCKS LEADERS

Rk.	Player	Years	Blocks
1.	Luc Longley	1988-91	336
2.	Kenny Thomas	1996-99	239
3.	Khari Jaxon	1991-93	220
4.	Alex Kirk	2011-14	168
5.	Wayland White	2000-01	137
6.	Obj Agat	2014-17	129
7.	Rob Loeffel	1987-89	126
8.	Joe Furstinger	2015-18	107
9.	A.J. Hardeman	2009-12	100
10.	Cameron Bairstow	2011-14	99
11.	Daniel Faris	2006-09	98
12.	Charles Smith	1994-97	95
13.	Danny Granger	2004-05	91
14.	Lewis LaMar	1992-94	77
15.	Deshawn Delaney	2014-15	74
	David Chiotti	2003-06	74
17.	Drew Gordon	2011-12	69
18.	Chad Bell	2002-03	63
19.	Clayton Shields	1995-98	62
20.	Hugh Greenwood	2012-15	61

SINGLE GAME STEAL LEADERS

Stl	Player	Opponent	Site	Date
10	Phil Abney	Davidson	H	12/29/78
9	Willie Banks	Tennessee St	H	12/21/91
8	Danny Granger	Penn State	H	12/29/03
8	Marlow White	BYU	H	2/4/95
8	Hunter Greene	San Diego St	A	1/3/87
8	Kelvin Scarborough	Texas A&M ^{NIT}	H	3/12/85
7	Roland Hannah	Washington	H	1/2/00
7	Khari Jaxon	San Diego St	A	1/17/93
7	Everette Jefferson	Idaho State	H	12/28/79

SEASON STEAL LEADERS

Rk.	Player	Year	Stl
1.	Hunter Greene	1986-87	84
2.	Kelvin Scarborough	1984-85	80
3.	Kelvin Scarborough	1986-87	78
4.	Phil Smith	1983-84	77
5.	Hunter Greene	1987-88	70
6.	Gabe Nava	1973-74	69
7.	Charles Smith	1995-96	66
8.	Danny Granger	2004-05	63
9.	Mark Walters	2005-06	62
	Willie Banks	1991-92	62
11.	Lamont Long	1999-00	61
	Willie Banks	1990-91	61
13.	Wayland White	2000-01	57
14.	Steve Logan	1992-93	56
	Darrell McGee	1988-89	56
16.	Marlow White	1994-95	55
17.	Marlow White	1993-94	54
	Michael Cooper	1977-78	54
19.	Kendall Williams	2013-14	53
	Kelvin Scarborough	1985-86	53

SINGLE GAME BLOCK LEADERS

Blk	Player	Opponent	Site	Date
10	Luc Longley	Hardin-Simmons	H	11/24/89
9	Khari Jaxon	Hawai'i	H	1/18/92
8	Wayland White	Alcorn State	H	11/27/00
8	Khari Jaxon	Texas A&M	H	12/3/92
8	Luc Longley	Towson	H	12/30/89
8	Luc Longley	New Mexico St	H	12/17/88
7	Obj Agat	UNLV	H	1/10/17
7	Wayland White	South Florida ^{NIT}	H	3/15/00
7	Wayland White	UNLV	H	1/17/00
7	Kenny Thomas	Hawai'i	H	1/9/99
7	Kenny Thomas	San Diego St	H	1/7/99
7	Kenny Thomas	Colorado St	A	1/12/98
7	Khari Jaxon	Utah	H	1/3/92
7	Luc Longley	Hawai'i ^{NIT}	H	3/23/90
7	Luc Longley	Centenary	H	12/18/90
7	Luc Longley	Pepperdine ^{NIT}	H	3/21/89

SEASON BLOCK LEADERS

Rk.	Player	Year	Blk
1.	Luc Longley	1989-90	117
2.	Khari Jaxon	1991-92	109
3.	Luc Longley	1990-91	95
4.	Luc Longley	1988-89	90
5.	Khari Jaxon	1992-93	88
6.	Alex Kirk	2013-14	85
7.	Kenny Thomas	1997-98	79
8.	Wayland White	1999-00	70
9.	Wayland White	2000-01	67
10.	Alex Kirk	2012-13	63
11.	Danny Granger	2004-05	60
12.	Joe Furstinger	2017-18	53
13.	Daniel Faris	2008-09	52
14.	Cameron Bairstow	2013-14	51
15.	Kenny Thomas	1995-96	50
16.	Kenny Thomas	1996-97	48
17.	Lewis LaMar	1993-94	45
	Rob Loeffel	1987-88	45
19.	Obj Agat	2016-17	44
	A.J. Hardeman	2009-10	44

SEASON FOUL LEADERS

Rk.	Player	Year	PF
1.	Hunter Greene	1987-88	139
2.	Charlie Thomas	1987-88	123
3.	Daniel Faris	2008-09	118
	Kenny Thomas	1995-96	118
5.	Damion Walker	1999-00	115
6.	Tim Garrett	1983-84	112
7.	Brian Smith	2000-01	108
	Hunter Greene	1986-87	108
9.	Khari Jaxon	1991-92	105
	Alan Dolensky	1983-84	105

CAREER FOUL LEADERS

Rk.	Player	Years	PF
1.	Kenny Thomas	1996-99	383
2.	A.J. Hardeman	2009-12	354
3.	Hunter Greene	1984-88	345
4.	Daniel Faris	2006-09	325
5.	Dairese Gary	2008-11	321
6.	Roman Martinez	2007-10	307
7.	Phil Smith	1981-84	305
8.	Kelvin Scarborough	1984-87	298
9.	Hugh Greenwood	2012-15	294
10.	Mark Walters	2003-06	293

SEASON DQ LEADERS

Rk.	Player	Year	DQ
1.	Fred Sims	1958-59	10
	Howard Grimes	1969-70	10
	Mike Faulkner	1970-71	10
	Andre Logan	1978-79	10
5.	A.J. Hardeman	2010-11	9
	Ross Black	1952-53	9
	Marv Spallina	1952-53	9
8.	Darryl Minniefield	1971-72	8
	Everette Jefferson	1979-80	8
	Jimmy Williams	1979-80	8
	Patrick Dennehy	2001-02	8
	Daniel Faris	2008-09	8

CAREER DQ LEADERS

Rk.	Player	Years	DQ
1.	Daniel Faris	2006-09	18
2.	Darryl Minniefield	1972-73	15
	Khari Jaxon	1991-93	15
4.	Howard Grimes	1967-70	14
	Willie Long	1969-71	14
6.	Francis Grant	1960-62	13
	Everette Jefferson	1979-80	13
	Wayland White	2000-01	13

MINUTES/GAMES RECORDS



DAVID GIBSON

CAREER MINUTES LEADERS

Rk.	Player	Years	Minutes
1.	David Gibson	1995-98	4,509
2.	Kendall Williams	2011-14	4,450
3.	Rob Robbins	1988-91	4,338
4.	Lamont Long	1997-00	4,210
5.	Mike Winters	1984-87	3,934
6.	Kenny Thomas	1996-99	3,931
7.	Clayton Shields	1995-98	3,865
8.	Kelvin Scarborough	1984-87	3,847
9.	Hugh Greenwood	2012-15	3,843
10.	Willie Banks	1989-92	3,835
11.	Darrell McGee	1987-90	3,792
12.	Charles Smith	1994-97	3,783
13.	Dairese Gary	2008-11	3,707
14.	Luc Longley	1988-91	3,649
15.	Hunter Greene	1984-88	3,641
16.	Phil Smith	1981-84	3,637
17.	Ramon Martinez	2007-10	3,353
18.	David Chiotti	2003-06	3,266
19.	Mark Walters	2003-06	3,240
20.	Makuach Maluach	2018-21	3,077



A.J. HARDEMAN

CAREER GAMES LEADERS

Rk.	Player	Years	Games
1.	Kendall Williams	2011-14	137
	A.J. Hardeman	2009-12	137
	Darrell McGee	1987-90	137
4.	Dairese Gary	2008-11	135
5.	Cameron Bairstow	2011-14	134
6.	Jamal Fenton	2010-13	133
	Phillip McDonald	2009-12	133
	Roman Martinez	2007-10	133
	Rob Robbins	1988-91	133
	Mike Winters	1984-87	133
11.	Luc Longley	1988-91	132
12.	Hugh Greenwood	2012-15	130
	Kelvin Scarborough	1984-87	130
14.	Tony Danridge	2005-09	129
15.	Chad Adams	2010-13	128
	David Gibson	1995-98	128
	Clayton Shields	1995-98	128
18.	Chad Toppert	2006-09	127
19.	Charles Smith	1995-98	126
	Willie Banks	1989-92	126

SINGLE GAME MINUTES LEADERS

Min	Player	Opponent	Site	Date
53	Alan Dolensky	Hawaii (4ot)	A	3/3/83
52	Clayton Shields	Fresno St (3ot) ^{WAC}	H	3/8/96
52	Michael Johnson	Hawaii (4ot)	A	3/3/83
51	David Gibson	Fresno St (3ot) ^{WAC}	H	3/8/96
50	Charles Smith	Fresno St (3ot) ^{WAC}	H	3/8/96
49	Kenny Thomas	Fresno St (3ot) ^{WAC}	H	3/8/96
49	Canonchet Neves	NM State (2ot)	H	12/11/93
49	Phil Smith	NM State (2ot)	H	12/23/82
48	Greg Brown	NM State (2ot)	H	12/11/93
48	Nelson Franse	Hawaii (4ot)	A	3/3/83
47	Kendall Williams	UAB (2ot)	N	11/21/13
47	Dairese Gary	Dayton (2ot)	A	1/1/11
47	Don Brkovich	NM State (2ot)	H	12/23/82
46	Ruben Douglas	UNLV (2ot) ^{MW}	A	3/7/02
45	many times, last...			
	Dairese Gary	UNLV (2ot)	H	2/23/11
	<i>last to play all 45 of a single OT game...</i>			
45	David Gibson	NM State (ot)	H	12/13/96

SEASON MINUTE LEADERS

Rk.	Player	Year	Min
1.	Alan Dolensky	1983-84	1,343
2.	Phil Smith	1983-84	1,338
3.	Kelvin Scarborough	1986-87	1,317
4.	Hunter Greene	1986-87	1,240
	Tim Garrett	1983-84	1,240
6.	Willie Banks	1991-92	1,234
7.	Hunter Greene	1987-88	1,208
8.	David Gibson	1996-97	1,203
9.	Kendall Williams	2013-14	1,200
10.	Nelson Franse	1983-84	1,199
11.	Luc Longley	1989-90	1,192
12.	Lamont Long	1997-98	1,191
13.	Greg Brown	1993-94	1,190
14.	Darlington Hobson	2009-10	1,175
15.	Lamont Long	1998-99	1,174
16.	Kendall Williams	2012-13	1,170
17.	John Robinson II	1998-99	1,169
	Johnny Brown	1985-86	1,169
19.	Mike Winters	1986-87	1,166
20.	Marlon Parmer	2000-01	1,152

SEASON GAMES STARTED LEADERS

Rk.	Player	Year	Starts
1.	Hunter Greene	1987-88	36
	Rob Loeffel	1987-88	36
	Darrell McGee	1987-88	36
	Rob Robbins	1987-88	36
	Charlie Thomas	1987-88	36
6.	Hugh Greenwood	2014-15	35
	Tony Snell	2012-13	35
	A.J. Hardeman	2011-12	35
	Tony Snell	2011-12	35
	Dairese Gary	2009-10	35
	A.J. Hardeman	2009-10	35
	Roman Martinez	2009-10	35
	Phillip McDonald	2009-10	35
	Hunter Greene	1986-87	35
	Mike Winters	1986-87	35
	Alan Dolensky	1983-84	35
	T.J. Drake	1983-84	35
	Nelson Franse	1983-84	35
	Tim Garrett	1983-84	35
	Phil Smith	1983-84	35

CAREER GAMES STARTED LEADERS

Rk.	Player	Year	Starts
1.	Rob Robbins	1988-91	133
2.	Kendall Williams	2011-14	132
3.	Dairese Gary	2008-11	130
4.	Hugh Greenwood	2012-15	126
	Charles Smith	1994-97	126
6.	David Gibson	1995-98	125
7.	Clayton Shields	1995-98	123
8.	Kenny Thomas	1996-99	119
9.	David Chiotti	2003-06	108
10.	Roman Martinez	2007-10	104
	Darrell McGee	1987-90	104
12.	Hunter Greene	1984-87	102
	Phil Smith	1981-84	102
14.	Phillip McDonald	2009-12	100
15.	Makuach Maluach	2018-21	98
	Lamont Long	1997-00	98
17.	Kelvin Scarborough	1984-87	97
	Mike Winters	1984-87	97
19.	A.J. Hardeman	2009-12	96
20.	Mark Walters	2003-06	94
	Luc Longley	1988-91	94

CAREER GAMES WON*

Rk.	Player	Years	GW
1.	Jamal Fenton	2010-13	105
2.	Kendall Williams	2011-14	104
3.	Cameron Bairstow	2011-14	103
4.	A.J. Hardeman	2009-12	101
5.	Chad Adams	2010-13	100
6.	Phillip McDonald	2009-12	97
	Dairese Gary	2008-11	97
8.	Hugh Greenwood	2012-15	95
9.	David Gibson	1995-98	92
	Clayton Shields	1995-98	92

*played in a game that UNM won

DOUBLE-DOUBLES

SEASON DOUBLE-DOUBLE LEADERS

Rk.	Player	Year	DD
1.	Willie Long	1969-70	23
2.	Ira Harge	1962-63	20
3.	Drew Gordon	2011-12	19
	Mel Daniels	1966-67	19
5.	Luc Longley	1989-90	17
	Ira Harge	1963-64	17
7.	Kenny Thomas	1997-98	16
8.	Alex Kirk	2013-14	14
	Darlington Hobson	2009-10	14
	Bill Hagins	1974-75	14
	Willie Long	1970-71	14
	Tom King	1959-60	14

CONSECUTIVE DOUBLE-DOUBLES (1 season)


Rk.	Player	Year	DD
1.	Willie Long	1969-70	8
	Greg Howard	1968-69	8
3.	Ira Harge	1963-64	7
4.	Alex Kirk	2013-14	6
	Luc Longley	1989-90	6
6.	Kenny Thomas	1997-98	5
	Mel Daniels	1965-66	5
	Ira Harge	1962-63	5
	Ira Harge	1962-63	5
10.	many times, last...		
	Joe Furstinger	2017-18	4

AVERAGED DOUBLE-DOUBLE FOR YEAR

Player	Year	PPG	RPG
Drew Gordon	2011-12	13.7	11.1
Drew Gordon	2010-11	13.0	10.5
Kenny Thomas	1998-99	17.8	10.0
Larry Gray	1975-76	14.3	10.4
Bill Hagins	1974-75	14.9	11.6
Willie Long	1970-71	23.9	10.7
Willie Long	1969-70	23.8	12.9
Greg Howard	1968-69	19.7	10.6
Mel Daniels	1966-67	21.5	11.6
Mel Daniels	1965-66	21.2	10.3
Mel Daniels	1964-65	17.0	11.1
Ira Harge	1963-64	16.8	10.5
Ira Harge	1962-63	21.1	13.2
Tom King	1960-61	11.1	16.3
Tom King	1959-60	12.9	15.0
John Teel	1956-57	15.9	10.6

TRIPLE-DOUBLES

Player	Opponent	Site	Date
Luc Longley (17p/14r/10a)	Penn State ^{NIT}	N	3/28/90
Luc Longley (23p/15r/10b)	Hardin-Simmons	H	11/24/89



CAREER DOUBLE-DOUBLE LEADERS

Rk.	Player	Years	Games	Double-Doubles
1.	Mel Daniels	1965-67		44
2.	Willie Long	1969-71		43
3.	Kenny Thomas	1996-99		41
4.	Ira Harge	1963-64		37
5.	Luc Longley	1988-91		35
6.	Drew Gordon	2011-12		32
7.	Tom King	1960-61		25
8.	Alex Kirk	2011-14		24
	Bill Hagins	1974-75		24
	Darryl Minniefield	1972-73		24
11.	Greg Howard	1968-69		22
12.	Danny Granger	2004-05		20
	Ron Sanford	1967-69		20
	Claude Williams	1963-64		20
	Francis Grant	1960-62		20
16.	Charlie Thomas	1988-89		15
17.	Darlington Hobson	2010		14
	J.R. Giddens	2007-08		14
	Lamont Long	1997-00		14
20.	Clayton Shields	1995-98		13

30 POINT/10 REBOUND GAMES

Player (P/R)	Opponent	Site	Date
Elijah Brown (33/10)	Wyoming	H	1/21/17
Tim Williams (31/11)	Houston Bapt.	H	11/14/16
Elijah Brown (41/11)	Fresno St	H	2/27/16
Alex Kirk (32/11)	UMass	N	11/22/13
Drew Gordon (30/12)	Boise St	H	3/3/12
Darlington Hobson (30/10)	Louisiana Tech	H	11/21/09
J.R. Giddens (36/11)	Wyoming	H	2/9/08
Danny Granger (30/14)	Wyoming	A	1/12/04
Ruben Douglas (39/14)	Utah	H	3/1/03
Ruben Douglas (43/12)	San Diego St	A	2/24/03
Kenny Thomas (31/10)	UTEP	H	2/20/99
Kenny Thomas (31/12)	UTEP	H	2/19/98
Clayton Shields (34/10)	TCU	H	1/5/98
Clayton Shields (31/12)	Centenary	H	11/27/96
Kenny Thomas (30/17)	(10) Utah ^{WAC}	H	3/9/96
Vladimir McCrary (35/13)	UT Arlington	H	11/23/90
Luc Longley (31/11)	Towson	H	12/30/89
Luc Longley (31/10)	NM State	H	12/8/89
Charlie Thomas (32/10)	Iowa State ^{PraNIT}	N	11/28/87
Johnny Brown (30/12)	Air Force	A	2/23/86
Kenny Page (47/15)	Illinois Tech	H	12/21/79
Larry Belin (30/10)	UNLV	A	1/27/79
Marvin Johnson (31/11)	UNLV	A	1/7/78
Marvin Johnson (46/13)	Kentucky St	H	12/5/77
Larry Gray (31/11)	Colorado St	H	2/14/76
Jimmy Allen (32/17)	San Diego St	H	12/20/76
Bill Hagins (33/13)	Florida St	H	1/27/75
Bernard Hardin (30/11)	Utah	H	1/4/74
Willie Long (32/14)	Arizona	H	2/4/71
Willie Long (34/19)	Texas Tech	A	12/14/70
Willie Long (30/14)	Arizona	A	2/19/70
Willie Long (41/16)	BYU	A	1/29/70
Willie Long (34/15)	Arizona	H	1/17/70
Willie Long (36/10)	Saint Joseph's	H	12/19/69
Ron Becker (31/16)	CSUN	H	12/1/69
Ron Sanford (34/12)	Arizona	H	2/22/68
Ben Monroe (41/10)	BYU	H	2/23/67
Mel Daniels (31/15)	Denver	H	1/1/66
Bill Morgan (38/10)	Hawai'i	A	12/18/65
Mel Daniels (30/14)	Cal State LA	H	12/13/65
Mel Daniels (39/10)	Texas Tech	A	12/11/65
Ira Harge (32/12)	BYU	H	3/2/63
Ira Harge (34/10)	Utah	H	2/28/63
Ira Harge (36/11)	BYU	A	2/8/63
Ira Harge (33/11)	Texas Tech	H	12/6/62

20 POINT/20 REBOUND GAMES

Player (P/R)	Opponent	Site	Date
Carlton Bragg (22/20)	Wyoming	A	3/9/19
Drew Gordon (27/20)	UNLV	H	2/18/12
Jimmy Allen (21/20)	NM State	A	12/1/76
Larry Gray (31/21)	Colorado St	H	2/14/76
Willie Long (29/20)	Arizona	A	3/6/71
Willie Long (28/21)	NM State	A	12/16/69
Mel Daniels (22/21)	Loyola Marymount	H	12/7/66
Mel Daniels (20/20)	UTEP	A	12/30/64
Ira Harge (22/20)	Texas Tech	A	11/30/63
Tom King (21/24)	Denver	H	2/27/60
Tom King (21/26)	Wyoming	H	2/13/60

30 POINT/20 REBOUND GAMES

Player (P/R)	Opponent	Site	Date
Larry Gray (31/21)	Colorado St	H	2/14/76

20 POINT/10 ASSIST GAMES

Player (P/A)	Opponent	Site	Date
Chris McNeal (24/10)	Northern NM	H	11/11/17
Kendall Williams (29/10)	UAB (2ot)	N	11/21/13
Kendall Williams (20/10)	Charleston So.	H	11/17/13
Kendall Williams (21/10)	Air Force	A	3/9/13
Kelvin Scarborough (26/11)	Alabama St	H	12/21/85
Phil Smith (26/10)	UNLV	H	1/9/82
Phil Smith (20/11)	Missouri Bapt	H	11/28/81
Phil Smith (29/12)	San Diego St	H	1/30/81
Phil Smith (22/11)	Boston Univ.	H	12/30/80
Everette Jefferson (21/10)	West Texas A&M	H	12/4/79
Michael Cooper (20/10)	Syracuse	H	12/30/77

TOP PERFORMANCES

SEASON 30-POINT GAME LEADERS

Rk.	Player	Year	30-pt G
1.	Kenny Page	1979-80	12
2.	Ruben Douglas	2002-03	11
3.	Elijah Brown	2015-16	6
	Johnny Brown	1985-86	6
	Kenny Page	1980-81	6
	Marvin Johnson	1977-78	6
7.	Mel Daniels	1965-66	5
8.	Greg Brown	1993-94	4
	Johnny Brown	1985-86	4
	Willie Long	1969-70	4
	Ira Harge	1962-63	4

SEASON 20-REBOUND GAME LEADERS

Rk.	Player	Year	20-reb G
1.	Tom King	1960-61	6
2.	Tom King	1959-60	3
3.	Drew Gordon	2010-11	2
	Larry Gray	1975-76	2

CAREER 20-REBOUND GAME LEADERS

Rk.	Player	Years	20-reb G
1.	Tom King	1960-61	9
2.	Drew Gordon	2011-12	3
3.	Larry Gray	1975-76	2
	Willie Long	1969-71	2
	Mel Daniels	1965-67	2
	Ira Harge	1963-64	2

CONSECUTIVE GAMES - DOUBLE FIGURE SCORING

Player	Games	Dates
Luc Longley	61	12/2/89-3/14/91
Hunter Greene	53	11/28/86-1/14/88
Kenny Page	53	12/1/79-3/7/81
Willie Long	53	3/1/69-3/6/71
Ruben Douglas	38	2/5/02-3/13/03
Charles Smith	32	1/15/96-1/9/97
Elijah Brown	30	11/21/15-11/11/16
Cameron Bairstow	30	11/24/13-3/21/14
Johnny Brown	29	11/27/85-3/13/86
Danny Granger	28	2/23/04-3/18/05

CONSECUTIVE GAMES - 20-POINT SCORING


Player	Games	Dates
Ruben Douglas	16	1/4/03-3/3/03
Ruben Douglas	15	2/23/02-12/28/02
Kenny Page	12	1/17/80-3/1/80
Kenny Page	11	12/11/79-1/5/80
Elijah Brown	7	1/30/16-2/20/16
Willie Long	7	1/3/70-1/31/70
Marvin Johnson	6	12/30/77-1/17/78
Willie Long	6	1/30/71-2/20/71
Willie Long	6	2/26/70-12/5/70
Ron Nelson	6	2/8/69-3/1/69

CONSECUTIVE GAMES - 30-POINT SCORING

Player	Games	Dates
Ruben Douglas	5	1/27/03-2/15/03
Kenny Page	5	1/23/80-2/7/80
Mel Daniels	3	12/11/65-12/17/65

CONSECUTIVE GAMES - DOUBLE FIGURE REBOUNDING

Player	Games	Dates
Willie Long	9	12/11/69-12/29/69
Drew Gordon	7	2/19/11-3/11/11
Kenny Thomas	5	11/11/97-11/29/97



KENNY PAGE

CAREER 30-POINT GAMES

Rk.	Player	Years	30-Pt Games
1.	Kenny Page	1980-81	18
2.	Ruben Douglas	2001-03	15
3.	Willie Long	1969-71	8
4.	Johnny Brown	1985-86	7
	Marvin Johnson	1977-78	7
6.	Elijah Brown	2015-16	6
7.	Lamont Long	1997-90	5
	Mel Daniels	1965-67	5
9.	Marlow White	1994-95	4
	Greg Brown	1993-94	4
	Luc Longley	1988-91	4
	Hunter Greene	1984-88	4
	Greg Howard	1968-69	4
	Ira Harge	1963-64	4

CAREER 40-POINT GAMES

Rk.	Player	Years	40-Pt Games
1.	Kenny Page	1980-81	3
	Ruben Douglas	2001-03	3
3.	Marvin Johnson	1977-78	2

CONSECUTIVE GAMES - DOUBLE FIGURE ASSISTS

Player	Games	Dates
Darrell McGee	2	11/24/89-11/25/89
Darrell McGee	2	1/5/89-1/7/89

THREE PLAYERS SCORE 20 POINTS IN A GAME

Date	Opponent	(Players)
2/8/20	Wyoming	(Jackson, Manigault, Martin)
11/17/18	NM State	(Jackson, Manigault, Mathis)
2/20/18	at Wyoming	(Logwood, Maluach, Simmons)
11/17/13	Charleston So.	(Bairstow, Kirk, Williams)
2/25/99	at BYU	(Henry, Long, Thomas)
12/29/97	Holy Cross	(Henry, Olney, Shields)
11/27/94	SFA	(Gibson, Hayden, Smith)
1/18/86	at Hawai'i	(Brooks, Brown, Scarborough)
12/28/79	Idaho St	(Jefferson, Johnson, Page)
12/4/79	W. Texas A&M	(Belin, Jefferson, Page)
1/7/78	at UNLV	(Abney, Cooper, Johnson)
12/10/70	Wayland Bapt	(Faulkner, Johnson, Long)
1/15/70	Arizona St	(Becker, Long, Somogyi)
2/26/66	at Utah	(Daniels, Monroe, Patterson)
1/4/64	W. Texas A&M	(Harge, Lucero, Williams)
1/6/62	at Wyoming	(Dietmeier, Grant, Lucero)

TWO PLAYERS SCORE 30 POINTS IN A GAME

Date	Opponent	(Players)
12/5/77	Kentucky St	(Johnson, Howard)

THREE DOUBLE-DOUBLES IN A GAME

Date	Opponent	(Players)
12/20/97	Texas Tech	(Long, Shields, Thomas)
1/18/92	Hawai'i	(Banks, Jaxon, McCrary)
12/29/78	Davidson	(Abney, Logan, Saunders)
1/7/78	at UNLV	(Abney, Cooper, Johnson)
2/14/70	Wyoming	(Becker, Gibson, Long)
2/23/67	BYU	(Daniels, Grimes, Monroe)
12/3/66	Santa Clara	(Daniels, Monroe, Morgan)
1/9/65	Arizona	(Daniels, Ellis, Morgan)
3/17/64	vs. Drake ^{NIT}	(Ellis, Harge, Williams)
1/10/64	at BYU	(Ellis, Harge, Williams)
12/15/62	at Cal St LA	(Harge, Kruzich, Williams)
1/8/60	at Wyoming	(Coffee, Grant, King)
12/10/59	UTEP	(Coffee, Grant, King)

MOST COMBINED POINTS - 2 LOBOS

Pts	Players	Opponent	Site	Date
76	Marvin Johnson (46) Willie Howard (30)	Kentucky St	H	12/5/77
68	Marvin Johnson (50) Willie Howard (18)	Colorado St	H	3/2/78
67	Ben Monroe (41) Mel Daniels (26)	BYU	H	2/23/67
65	Kendall Williams (46) Alex Kirk (19)	Colorado St	A	2/23/13
65	Kenny Page (44) Phil Smith (21)	BYU	H	1/15/81
63	Kenny Page (47) Jim Williams (16)	Illinois Tech	H	12/21/79
62	Charles Smith (37) Kenny Thomas (25)	Hawai'i	H	2/22/97
61	Ruben Douglas (43) Javin Tindall (18)	Wyoming	H	2/15/03
60	Willie Long (41) Ron Becker (19)	BYU	A	1/29/70

HIGHEST PERCENTAGE OF POINTS

%	Player	Opponent	Site	Date
65.7 (44/67)	Kenny Page	UTEP	H	3/1/80
63.2 (36/57)	Ruben Douglas	Southern Utah	H	12/21/02
60.9 (39/64)	Ruben Douglas	BYU	A	2/1/03

TEAM RECORDS - SINGLE GAME

MOST POINTS

Pts	Score	Opponent	Site	Date
147	(147-76)	Northern New Mexico	H	11/11/17
136	(136-99)	UT Arlington	H	11/23/90
132	(132-95)	U.S. International	H	12/3/85
129	(129-98)	Arizona	H	2/26/79
127	(127-101)	Alaska-Anchorage	H	12/17/77
126	(126-104)	Kentucky State	H	12/5/77
125	(125-73)	New Mexico Highlands	H	11/29/77
124	(124-92)	UCF	H	12/16/78
122	(122-74)	New Mexico Highlands	H	11/24/78
122	(122-84)	New Mexico Highlands	H	11/26/82
122	(122-105)	Stephen F. Austin	H	11/27/94
121	(121-82)	New Mexico Highlands	H	11/26/76
121	(121-62)	Eastern Washington	H	12/3/93
120	(120-70)	Idaho	H	11/25/77
119	(119-114)	Wyoming	A	2/20/18
117	(117-120)	UNLV (2ot) ^{MW}	A	3/7/02
117	(117-94)	Eastern Washington	H	12/18/78
115	(115-72)	Houston Baptist	H	12/13/73
113	(113-69)	TAMU-Commerce	H	12/1/81
113	(113-84)	Hawaii	A	12/11/76
113	(113-89)	Utah	H	1/28/78
112	(112-61)	Holy Cross	H	12/29/97
112	(112-100)	West Texas A&M	H	12/4/79
112	(112-98)	Idaho State	H	11/22/91
111	(111-83)	Cameron College	H	12/5/73
111	(111-88)	Colorado State	H	3/2/78
111	(111-89)	Cal State LA	H	12/3/75
110	(110-70)	Eastern New Mexico	H	1/28/77
110	(110-100)	UNLV	H	2/23/79
110	(110-92)	Hawaii	H	2/13/87
110	(110-93)	Miami (Fla.)	A	2/1/89
110	(110-49)	Eastern New Mexico	H	12/6/94

Most Points in a Loss

117	(117-120)	UNLV (2ot) ^{MW}	A	3/7/02
104	(104-112)	New Mexico State (2ot)	H	12/11/93
104	(104-105)	Nevada (ot)	H	1/7/17
103	(103-112)	New Mexico State	A	12/1/76
100	(100-104)	Arizona State	A	12/2/78
100	(100-120)	(4) Oklahoma	A	2/20/88

Most Points vs. Ranked Opponent

102	(102-98)	(9) UNLV	A	1/7/78
100	(100-120)	(4) Oklahoma	A	2/20/88
99	(99-72)	(20) Arizona	H	2/16/74
96	(96-100)	(6) Oklahoma	H	12/6/88
96	(96-121)	(9) UNLV	A	1/7/77

Most Points on the Road

119	(119-114)	Wyoming	A	2/20/18
117	(117-120)	UNLV (2ot) ^{MW}	A	3/7/02
113	(113-84)	Hawaii	A	12/11/76
110	(110-93)	Miami (Fla.)	A	2/1/89
108	(108-87)	Colorado State	A	2/28/18

Most Points at Neutral Site

105	(105-89)	CSUN ^{Wooden}	N	11/25/16
104	(104-65)	Our Lady of the Lake	N	12/15/20
103	(103-70)	San Jose St ^{WAC}	N	3/4/97
97	(97-94)	UAB (2ot) ^{Charleston}	N	11/21/13
96	(96-107)	Iowa State ^{PreNIT}	N	11/28/87

Most Points in Mountain West Play (since 1999-00)

119	(119-114)	Wyoming	A	2/20/18
117	(117-120)	UNLV (2ot) ^{MW}	A	3/7/02
108	(108-87)	Colorado State	A	2/28/18
104	(104-105)	Nevada (ot)	H	1/7/17
100	(100-55)	Wyoming	H	2/9/08

FEWEST POINTS

Pts	Score	Opponent	Site	Date
5	(5-4)	Albuquerque Minors	H	12/12/1902
5	(5-12)	Albuquerque Bus. Coll.	H	1/12/1912
5	(5-38)	Arizona	A	2/13/1923
6	(6-8)	Albuquerque Guards	H	2/2/1900
7	(7-39)	New Mexico St	H	2/28/1919

Fewest Points in the Modern Era (since 1937-38)

19	(19-34)	Texas Tech	A	2/3/41
23	(23-28)	New Mexico St	A	12/11/40
24	(24-62)	Arizona State	A	2/26/40
25	(25-40)	Texas Tech	H	2/25/41
25	(25-57)	Texas Tech	A	2/4/41
26	(26-85)	New Mexico State	A	2/10/39
26	(26-49)	New Mexico Mines	A	12/12/38
26	(26-39)	Texas Tech	H	2/10/38
27	(27-47)	Arizona State	A	2/6/48
27	(27-50)	UTEP	H	1/3/41
27	(27-44)	Arizona State	H	2/2/38

Fewest Points in the Shot Clock Era (since 1985-86)

34	(34-55)	San Diego St	A	1/26/13
39	(39-57)	(20) Utah	H	2/1/99
42	(42-56)	San Diego St	A	1/6/15
42	(42-68)	Air Force	H	1/17/04
43	(43-73)	Utah	A	2/23/04
43	(43-55)	BYU ^{MW}	N	3/9/00
44	(44-60)	Saint Louis	A	12/31/12
44	(44-41)	USC	A	12/10/11
44	(44-47)	Air Force	A	2/9/02
44	(44-75)	(1) Stanford	A	1/20/01
44	(44-53)	New Mexico St	A	12/30/85

Fewest Points in a Win

5	(5-4)	Albuquerque Minors	H	12/12/1902
10	(10-5)	Albuquerque H.S.	H	1/17/1902
11	(11-3)	Albuquerque H.S.	H	2/28/1902
17	(17-13)	New Mexico Mines	A	2/22/1924
18	(18-17)	New Mexico St	A	1/31/1907
18	(18-10)	New Mexico St	H	2/3/1911

Fewest Points in a Win (Modern Era)

29	(29-28)	Northern Arizona	H	2/19/40
30	(30-25)	New Mexico St	H	1/10/42
33	(33-30)	Colorado Mines	N	12/27/41
33	(33-23)	Arizona	A	2/1/41
34	(34-32)	Arizona State	H	2/28/46
35	(35-28)	Texas Tech	H	1/8/43
36	(36-33)	Northern Arizona	A	1/20/45
37	(37-27)	Arizona State	H	2/5/42
37	(37-34)	New Mexico Mines	H	1/12/38
38	(38-37)	Air Force	A	1/22/81
38	(38-36)	Oklahoma City	H	12/23/48
38	(38-31)	New Mexico St	H	12/14/45

Fewest Points at The Pit

37	(37-61)	San Diego St	H	2/3/83
39	(39-57)	(20) Utah	H	2/1/99
42	(42-68)	Air Force	H	1/17/04
44	(44-42)	Colorado St	H	1/28/85
46	(46-63)	San Diego St	H	2/17/15
47	(47-39)	UNLV	H	3/1/06
47	(47-45)	Wyoming	H	2/15/06
48	(48-38)	Wyoming	H	2/11/12
49	(49-48)	Air Force	H	2/20/84
50	(50-47)	Air Force	H	1/14/02
50	(50-86)	(22) Utah ^{WAC}	H	3/10/95
50	(50-37)	Wyoming	H	1/10/85

Fewest Points in Mountain West Play (since 1999-00)

34	(34-55)	San Diego St	A	1/26/13
42	(42-56)	San Diego St	A	1/6/15
42	(42-68)	Air Force	H	1/17/04
43	(43-73)	Utah	A	2/23/04
43	(43-55)	BYU ^{MW}	N	3/9/00

Fewest Points in a Mountain West Win (since 1999-00)

47	(47-39)	UNLV	H	3/1/06
47	(47-45)	Wyoming	H	2/15/06
48	(48-38)	Wyoming	H	2/11/12
50	(50-47)	Air Force	H	1/14/02
52	(52-49)	Wyoming (ot)	H	3/7/15

HIGHEST COMBINED SCORE

Pts	Score	Opponent	Site	Date
237	(117-120)	UNLV (2ot) ^{MW}	A	3/7/02
235	(119-114)	Wyoming	A	2/20/18
235	(136-99)	UT Arlington	H	11/23/90
230	(126-104)	Kentucky State	H	12/5/77
228	(127-101)	Alaska-Anchorage	H	12/17/77
227	(122-105)	Stephen F. Austin	H	11/27/94
227	(132-95)	U.S. International	H	12/3/85
227	(129-98)	Arizona	H	2/26/79
223	(147-76)	Northern New Mexico	H	11/11/17
220	(100-120)	(4) Oklahoma	A	2/20/88

LOWEST COMBINED SCORE (ALL-TIME)

Pts	Score	Opponent	Site	Date
9	(5-4)	Albuquerque Minors	H	12/12/1902
14	(11-3)	Albuquerque H.S.	H	2/28/1902
14	(6-8)	Albuquerque Guards	H	2/2/1900
15	(10-5)	Northern H.S.	H	1/17/1902
17	(5-12)	Albuquerque Bus. Coll.	H	1/12/1912

LOWEST COMBINED SCORE (SHOT CLOCK)

Pts	Score	Opponent	Site	Date
85	(44-41)	USC	A	12/10/11
86	(48-38)	Wyoming	H	2/11/12
86	(47-39)	UNLV	H	3/1/06
86	(44-42)	Colorado St	H	1/28/85
89	(34-55)	San Diego St	A	1/26/13
91	(44-47)	Air Force	A	2/9/02
92	(47-45)	Wyoming	H	2/15/06
96	(39-57)	(20) Utah	H	2/1/99
97	(50-47)	Air Force	H	1/14/02
97	(44-53)	New Mexico St	A	12/30/85
97	(49-48)	Air Force	H	2/20/84

LOWEST COMBINED SCORE (MTN WEST)

Pts	Score	Opponent	Site	Date
86	(48-38)	Wyoming	H	2/11/12
86	(47-39)	UNLV	H	3/1/06
89	(34-55)	San Diego St	A	1/26/13
91	(44-47)	Air Force	A	2/9/02
92	(47-45)	Wyoming	H	2/15/06

TEAM RECORDS - SINGLE GAME

MOST POINTS (HALF)

Pts	Opponent	Site	Date
76 ²	UT Arlington	H	11/23/90
74 ¹	Northern NM	H	11/11/17
74 ²	U.S. International	H	12/3/85
73 ²	Northern NM	H	11/11/17
71 ¹	Kentucky State	H	12/5/77
70 ²	Alaska-Anchorage	H	12/17/77
68 ²	Nebraska Omaha	H	11/14/17
67 ²	Dartmouth	H	12/29/72
66 ²	Miami (Fla.)	A	2/1/89
66 ²	Arizona	H	2/26/79
65 ²	Tennessee State	H	12/21/91
65 ¹	NM Highlands	H	11/26/82
65 ¹	UCF	H	12/16/78
64 ²	Wyoming	A	2/20/18
64 ²	Stephen F. Austin	H	11/27/94
64 ²	Colorado State	H	3/2/78
64 ²	NM Highlands	H	11/29/77

FEWEST POINTS (HALF)

Pts	Opponent	Site	Date
10 ²	Utah	A	1/31/76
11 ¹	Villanova ^{NCAA}	N	3/18/05
11 ²	Air Force	A	1/22/81
12 ¹	Colorado State	A	2/2/85
13 ¹	Saint Louis	A	12/31/12
15 ²	San Diego State	A	1/26/13
15 ²	Wyoming ^{WAC}	A	3/7/86
16 ¹	Arizona	A	1/20/16
16 ¹	Utah	A	2/27/99
16 ¹	BYU	A	1/4/82
17 ¹	Wyoming	H	3/7/15
17 ²	New Mexico State	A	12/30/85
18	many times, last...		
18 ²	UNLV	A	1/18/21

MOST REBOUNDS

Pts	Opponent	Site	Date
79	LeTourneau	N	12/17/20
78	Cal State LA	A	12/15/62
72	NM Highlands	H	11/29/77
72	NM Highlands	H	11/26/76
68	NM Highlands	H	11/24/78
68	UCF	H	12/16/78
65	UNLV	A	1/7/78
65	Colorado	A	11/29/75
65	San Jose State	H	12/27/67
64	New Mexico State	H	12/21/77
64	Iowa	H	12/29/76
63	UT Arlington	H	11/23/90
63	Midwestern State	H	11/27/81
63	Kentucky State	H	12/5/77
62	Alaska-Anchorage	H	12/17/77

FEWEST REBOUNDS

Pts	Opponent	Site	Date
14	Lamar ^{NIT}	H	3/14/84
15	Colorado State	H	1/27/18
17	Hawaii (ot)	A	2/9/84
18	Wyoming	H	2/9/89
18	Utah	A	2/7/87
18	San Diego State	A	2/11/84
19	San Jose State	A	2/3/18
19	San Diego State	H	3/1/16
19	BYU	H	2/4/95
19	BYU	A	2/5/87
19	Arizona	H	12/21/84
19	Utah	A	3/1/84
20	Kansas State	A	11/23/05
20	Colorado State	H	2/7/98
20	Wyoming	H	2/17/96
20	BYU	A	1/13/90
20	UTEP	A	1/26/85

MOST FIELD GOALS

Pts	Opponent	Site	Date
59	UT Arlington	H	11/23/90
55	Northern NM	H	11/11/17
54	NM Highlands	H	11/29/77
52	UCF	H	12/16/78
50	U.S. International	H	12/3/85
50	Kentucky State	H	12/5/77
50	Idaho	H	11/25/77
49	NM Highlands	H	11/26/82
49	Portland State	H	1/5/77
49	NM Highlands	H	11/26/76
48	Alaska-Anchorage	H	12/17/77
48	Houston Baptist	H	12/13/73
47	Stephen F. Austin	H	11/27/94
47	Colorado State	H	3/2/78
46	many times, last...		
	UNLV ^{MW} (2ot)	A	3/7/02

FEWEST FIELD GOALS

Pts	Opponent	Site	Date
11	San Diego State	A	1/26/13
13	USC	A	12/10/11
13	San Diego State	H	2/3/83
13	UTEP	A	2/19/72
14	San Diego State	H	3/1/16
14	San Diego State	A	1/6/15
14	Saint Louis	A	12/31/12
14	New Mexico State	H	11/16/11
14	Air Force	H	1/17/04
14	Utah	H	2/1/99
14	Syracuse ^{NCAA}	N	3/15/98
14	Colorado State	H	1/3/91
14	Colorado State	H	1/28/85
14	Air Force	A	1/22/81
15	many times, last...		
	Utah State	N	1/8/21

MOST FG ATTEMPTS

Pts	Opponent	Site	Date
105	NM Highlands	H	11/26/76
99	Kentucky State	H	12/5/77
98	UT Arlington	H	11/23/90
98	Abilene Christian	H	12/15/72
96	Arizona	H	2/26/79
95	UCF	H	12/16/78
94	Idaho	H	11/25/77
94	Portland State	H	1/5/77
94	Cal State LA	H	12/3/75
92	Eastern Washington	H	12/18/78
92	New Mexico St	A	11/27/78
91	UAB (2ot)	N	11/21/13
91	U.S. International	H	12/18/76
91	Arizona	H	2/8/73
90	New Mexico State	H	12/21/77
90	Alaska-Anchorage	H	12/17/77
90	NM Highlands	H	11/29/77

FEWEST FG ATTEMPTS

Pts	Opponent	Site	Date
30	Utah	A	1/31/76
31	Colorado State	H	1/3/91
33	UTEP	H	1/25/97
33	Wyoming	A	2/11/82
35	Air Force	A	1/22/81
36	Air Force	A	2/14/04
36	BYU	H	2/15/90
37	Air Force	A	2/10/01
38	Air Force	H	1/14/15
38	Air Force	H	1/17/04
38	George Mason	H	11/13/00
38	Air Force	H	1/27/90
38	Weber State	A	12/18/82
39	many times, last...		
	San Diego State	H	3/1/16

MOST FREE THROWS

Pts	Opponent	Site	Date
47	Arizona	H	2/26/79
45	Boston Univ.	H	12/30/80
40	Utah	H	3/1/03
39	Colorado State	H	3/2/99
38	Davidson	H	11/13/12
38	UNLV	A	1/27/79
37	Arkansas-Pine Bluff	H	12/17/16
37	UTEP (ot)	A	1/2/08
36	Wyoming	H	1/30/07
36	CSUN	H	12/28/94
35	Houston Baptist	H	11/14/16
35	BYU (ot)	H	2/22/92
35	San Diego State	H	11/23/84
35	Wichita State	N	12/1/78
35	Santa Clara	H	12/19/70

FEWEST FREE THROWS

Pts	Opponent	Site	Date
0	Texas Tech	A	1/1/07
1	Colorado State	A	1/12/89
2	Air Force	A	2/22/06
2	Air Force	A	2/9/02
2	San Diego State	A	2/11/84
2	Utah	A	1/31/76
3	Utah State	N	1/8/21
3	San Diego State	H	1/18/12
3	UC Riverside	H	11/14/09
3	Air Force	A	1/9/07
3	Abilene Christian	H	11/10/06
3	Air Force	A	1/15/05
3	Fresno State ^{WAC}	N	3/11/93
3	San Diego State	A	1/17/91
3	Colorado State	H	1/6/90

MOST FT ATTEMPTS

Pts	Opponent	Site	Date
69	Eastern NM	A	12/4/54
60	Arizona	H	2/26/79
55	Boston Univ.	H	12/30/80
53	Utah	H	3/1/03
53	Morgan State	H	11/23/84
52	UTEP (ot)	A	1/2/08
50	Wyoming	H	1/30/07
50	NM Highlands	H	11/24/78
48	Hawaii	H	1/18/92
48	UNLV	A	1/27/79
48	Santa Clara	H	12/19/70
47	Colorado State	H	3/2/99
47	CSUN	H	12/28/94
47	Oregon ^{NIT}	H	3/22/88
46	BYU (ot)	H	2/22/92
46	Wyoming	H	2/5/77

FEWEST FT ATTEMPTS

Pts	Opponent	Site	Date
2	Air Force	A	2/9/02
2	Utah	A	1/31/76
3	Colorado State	A	1/12/89
3	San Diego State	A	2/11/84
4	Utah State	N	1/8/21
4	Air Force	A	2/22/06
4	Air Force	A	1/15/05
5	UC Riverside	H	11/14/09
5	Texas Tech	A	1/1/07
5	Abilene Christian	H	11/10/06
5	San Diego State	A	1/17/91
5	Colorado State	H	1/6/90
5	Penn State ^{NIT}	N	3/28/90
6	San Diego State	H	2/22/14
6	East Carolina	H	12/27/89
6	Arizona	A	12/14/85
7	many times, last...		
	San Diego State	H	1/18/12

MOST 3-POINT FGS

Pts	Opponent	Site	Date
20	Santa Clara	H	11/13/04
19	Colorado State	A	1/15/20
18	UTEP	H	2/19/98
18	Holy Cross	H	12/29/97
17	Utah	A	2/24/07
17	Simon Fraser	H	11/21/93
16	Northern Arizona	H	12/16/09
16	Abilene Christian	H	10/10/06
16	Penn State	H	12/29/04
16	Sacramento St	H	12/19/98
16	UTEP	A	1/29/94
16	Eastern Washington	H	12/3/93
15	Air Force	A	3/9/13
15	San Diego	H	1/6/04
15	Wyoming	H	2/15/03
15	Simon Fraser	H	11/18/96
15	Colorado State	H	2/12/94

FEWEST 3-POINT FGS

Pts	Opponent	Site	Date
0	Washington State	N	12/25/15
0	New Mexico State	H	12/17/13
0	Ohio State ^{NIT}	H	3/25/88
0	Wyoming	H	1/9/88
0	Seton Hall ^{PrenNIT}	N	11/27/87
0	Colorado State	H	1/3/91
1	many times, last...		
	Fresno State	A	1/28/21

MOST 3FG ATTEMPTS

Pts	Opponent	Site	Date
43	Dayton	H	1/1/10
43	Texas Tech	H	12/29/09
42	New Mexico St (2ot)	H	12/11/93
39	Abilene Christian	H	10/10/06
38	Auburn	N	11/25/19
38	UAB (2ot)	N	11/21/13
37	Fresno State	H	2/16/19
37	Simon Fraser	H	11/21/93
37	Air Force	A	2/20/16
36	Wyoming	A	1/5/08
35	Nevada	A	1/25/20
35	Illinois State	A	12/13/16
35	Santa Clara	H	11/13/04
35	San Diego	H	1/6/04
35	New Mexico St (ot)	H	12/1/96

FEWEST 3FG ATTEMPTS

Pts	Opponent	Site	Date
2	Wyoming	H	1/9/88
3	Hawaii	H	3/4/89
3	Utah	A	3/5/88
4	Hawaii	A	1/20/90
4	Hawaii	A	1/19/89
4	Seton Hall ^{PrenNIT}	N	11/27/87
5	Air Force	A	2/12/00
5	Utah	A	2/16/89
5	Ohio State ^{NIT}	H	3/25/88
5	Weber State ^{PrenNIT}	H	11/20/87
6	many times, last...		
	Dayton	H	1/1/10

TEAM RECORDS - SINGLE GAME

HIGHEST FIELD GOAL PERCENTAGE

Pct.	(FG-FGA)	Opponent	Site	Date
.814	(35-43)	Oregon State	H	11/30/85
.746	(44-59)	Eastern New Mexico	H	12/6/94
.710	(27-38)	Hawai'i	H	1/26/91
.700	(28-40)	Oregon State	A	2/26/85
.692	(36-52)	BYU	A	2/27/97
.692	(27-39)	Air Force	A	1/15/05
.692	(36-52)	Eastern New Mexico	H	2/22/89
.684	(50-73)	U.S. International	H	12/3/85
.683	(28-41)	New Mexico State	A	12/10/87
.679	(36-53)	Air Force	A	2/14/98
.671	(43-64)	Minnesota	H	12/29/73
.667	(40-60)	Simon Fraser	H	11/18/96
.667	(34-51)	Texas Tech	H	12/20/92
.667	(34-51)	Grambling State	H	12/19/87
.667	(42-63)	Dartmouth	H	12/29/72

LOWEST FIELD GOAL PERCENTAGE

Pct.	(FG-FGA)	Opponent	Site	Date
.217	(13-60)	UTEP	A	2/19/72
.250	(11-44)	San Diego State	A	1/26/13
.255	(14-55)	Syracuse ^{NCAA}	N	3/15/98
.257	(18-70)	Texas Tech	A	12/14/74
.262	(17-65)	(18) Arizona	A	12/20/16
.263	(15-57)	Connecticut ^{NCAA}	N	3/13/99
.265	(13-49)	San Diego State	H	2/3/83
.268	(15-56)	Utah State	N	1/6/21
.276	(16-58)	BYU ^{MW}	N	3/9/00
.280	(14-50)	New Mexico State	H	11/16/11
.280	(14-50)	Colorado State	H	1/28/85
.281	(18-64)	New Mexico State	A	12/4/18
.286	(16-56)	Colorado State	A	2/2/85
.288	(15-52)	UTEP	H	1/6/09
.298	(14-47)	San Diego State	A	1/6/15

HIGHEST FG% (HALF)

Pct.	(FG-FGA)	Opponent	Site	Date
.864	(19-22) ²	Eastern New Mexico	H	2/22/89
.857	(18-21) ¹	Oregon State	H	11/30/85
.840	(21-25) ²	BYU	A	2/28/97
.813	(13-16) ¹	Air Force	A	1/15/05
.812	(18-22) ²	Hawai'i	H	2/22/97
.800	(16-20) ²	Oklahoma State	H	12/23/86
.800	(16-20) ²	UNLV	H	1/9/82
.789	(15-19) ²	Hawai'i	H	1/26/91
.778	(28-36) ¹	Hawai'i	A	12/11/76
.774	(24-31) ²	Eastern New Mexico	H	12/6/94
.773	(17-22) ²	San Francisco State	H	11/22/03
.773	(17-22) ²	Utah	H	1/7/89
.773	(17-22) ²	Oregon State	H	11/30/85
.773	(17-22) ²	Bowling Green	H	12/30/83
.769	(20-26) ¹	Texas State	H	12/28/90

LOWEST FG% (HALF)

Pct.	(FG-FGA)	Opponent	Site	Date
.174	(4-23) ²	Washington State ^{Far West}	N	12/29/71
.182	(4-22) ²	San Diego State	A	1/26/13
.182	(4-22) ¹	Villanova ^{NCAA}	N	3/18/05
.188	(6-32) ²	Tulsa	H	2/16/97
.190	(4-21) ²	New Mexico State	H	11/16/11
.190	(4-21) ¹	Colorado State	A	2/2/85
.192	(5-26) ¹	Utah State	N	1/6/21
.200	(5-25) ²	USC	H	11/30/14
.200	(5-25) ²	Indiana State	A	12/1/12
.200	(5-25) ¹	BYU ^{WAC}	N	3/12/93
.200	(6-30) ²	Louisville	A	12/16/89
.200	(7-35) ²	UTEP	A	2/19/72
.206	(7-34) ²	Wyoming	A	2/15/79
.207	(6-29) ¹	BYU	A	1/4/82
.212	(7-33) ¹	New Mexico St	A	12/4/18
.212	(7-33) ²	Colorado State	H	1/28/85

HIGHEST FREE THROW PERCENTAGE

Pct.	(FG-FGA)	Opponent	Site	Date
1.000	(21-21)	(21) Connecticut	N	11/19/12
1.000	(17-17)	Utah State	H	1/24/17
1.000	(14-14)	San Jose State ^{MW}	N	3/4/20
1.000	(14-14)	Maryland	N	11/25/17
1.000	(10-10)	Wyoming (ot)	A	1/24/15
1.000	(7-7)	TCU	H	1/26/11
1.000	(2-2)	Air Force	A	2/9/02
1.000	(2-2)	Utah	A	1/31/76
.962	(25-26)	Wyoming	A	2/15/79
.957	(22-23)	New Mexico State	A	11/15/15
.955	(21-22)	Boise State	A	1/17/17
.955	(21-22)	Oregon ^{NIT}	H	3/16/90
.939	(31-33)	Santa Clara (ot)	N	11/24/11
.938	(15-16)	Grand Canyon	H	12/17/19
.938	(15-16)	Wyoming	H	2/9/89

LOWEST FREE THROW PERCENTAGE

Pct.	(FG-FGA)	Opponent	Site	Date
.000	(0-5)	Texas Tech	A	1/1/07
.250	(3-12)	Fresno State ^{WAC}	N	3/11/93
.304	(7-23)	UTEP	A	2/19/77
.313	(5-16)	Colorado State	A	2/24/01
.333	(3-9)	Air Force	A	1/9/07
.333	(5-15)	Stanford	H	11/17/01
.333	(5-15)	Texas Southern	H	2/1/93
.333	(4-12)	Utah	A	1/10/91
.333	(1-3)	Colorado State	A	1/12/89
.333	(3-9)	Wyoming	A	1/9/86
.333	(7-21)	U.S. International	H	12/22/75
.333	(3-9)	Stetson	A	2/2/74
with 20+ attempts				
.304	(7-23)	UTEP	A	2/19/77
.333	(7-21)	U.S. International	H	12/22/75
.391	(9-23)	San Diego State	A	1/17/93
.413	(12-29)	Colorado	A	11/29/75
.417	(10-24)	New Mexico State	A	12/9/94
.417	(10-24)	New Mexico State	A	12/3/77
.423	(11-26)	San Francisco	H	11/24/90
.429	(15-35)	Nevada	N	12/31/20
.435	(10-23)	Penn	H	12/22/18
.440	(11-25)	Wyoming	A	1/15/87

HIGHEST REBOUND MARGIN

Margin	Opponent	Site	Date	
+47	(79-32)	LeTourneau	N	12/17/20
+40	(61-21)	Loyola Marymount	H	12/7/66
+39	(61-22)	Centenary	H	11/27/96
+36	(48-12)	Hawai'i	A	12/17/65
+33	(52-19)	Hawai'i	H	1/15/94
+33	(68-35)	NM Highlands	H	11/24/78
+30	(65-35)	UNLV	A	1/7/78
+29	(64-35)	Oregon	N	12/28/71
+27	(48-21)	Our Lady of the Lake	N	12/15/20
+27	(57-30)	Grand Canyon	H	1/4/83
+26	(50-24)	Mississippi	H	11/19/05
+26	(54-28)	Alcorn State	H	12/1/01
+26	(50-24)	Wyoming	H	1/9/88
+25	(50-25)	New Orleans	H	11/11/11
+25	(61-36)	New Mexico Highlands	H	11/28/89
+25	(39-14)	Oregon State	H	12/3/73

HIGHEST 3FG% (min 7 made)

Pct.	(FG-FGA)	Opponent	Site	Date
.818	(9-11)	Texas Tech	H	12/15/07
.800	(8-10)	Fresno State	H	12/31/14
.778	(7-9)	TCU	A	1/24/09
.750	(9-12)	Fresno State	A	1/13/18
.722	(13-18)	San Francisco State	H	11/22/03
.700	(7-10)	San Jose State	A	1/23/16
.700	(7-10)	Wyoming	H	2/6/92
.696	(16-23)	Sacramento State	H	12/19/98
.692	(9-13)	(23) Arizona	H	12/16/17
.684	(20-35)	Santa Clara	H	11/13/04
.682	(15-22)	Simon Fraser	H	11/18/96
.679	(19-28)	Colorado State	A	1/15/20
.667	(8-12)	Georgia State	H	2/12/01
.667	(12-18)	McNeese	H	12/21/98
.667	(8-12)	BYU	H	2/22/92
.667	(12-18)	San Diego	A	12/9/09

LOWEST 3FG% (min 7 attempts)

Pct.	(FG-FGA)	Opponent	Site	Date
.000	(0-10)	Washington State	N	12/25/15
.000	(0-8)	Colorado State	H	1/3/91
.000	(0-7)	New Mexico State	H	12/17/13
.067	(1-15)	BYU ^{MW}	N	3/9/00
.071	(1-14)	Utah	A	1/2/93
.083	(1-12)	Stanford	A	1/20/01
.083	(1-12)	Drake	H	12/27/86
.083	(1-12)	Brown	H	12/26/86
.091	(1-11)	Old Dominion ^{NCAA}	N	3/14/97
.095	(2-21)	Utah ^{WAC}	H	3/10/95
.095	(2-21)	San Diego State	A	1/18/90
with 20+ attempts				
.095	(2-21)	Utah ^{WAC}	H	3/10/95
.095	(2-21)	San Diego State	A	1/18/90
.120	(3-25)	UTEP	A	2/20/97
.125	(3-24)	USC	H	11/30/14
.130	(3-23)	Wyoming	N	3/12/09
.136	(3-22)	Cal	A	11/28/01
.143	(3-21)	BYU (ot)	H	2/26/08
.143	(4-28)	UNLV ^{WAC}	A	3/7/98
.150	(3-20)	Wyoming	A	2/5/17
.150	(3-20)	Detroit	H	11/13/10

LOWEST REBOUND MARGIN

Pct.	(FG-FGA)	Opponent	Site	Date
-31	(22-53)	Utah State	N	1/8/21
-28	(30-58)	Colorado	A	12/6/17
-27	(29-56)	UNLV	A	12/26/80
-25	(25-50)	New Mexico St	A	11/17/17
-25	(21-46)	BYU	A	2/5/87
-24	(26-50)	Nevada	A	1/25/20
-24	(19-43)	San Jose State	A	2/3/18
-23	(28-51)	Purdue	A	12/5/15
-23	(26-49)	Minnesota ^{NIT}	A	3/13/02
-23	(25-48)	Stanford	A	1/20/01
-21	(31-52)	New Mexico State	A	12/4/18
-20	(15-35)	Colorado State	H	1/27/18
-20	(25-45)	Boise State	A	1/3/18
-20	(14-34)	Lamar ^{NIT}	H	3/14/84
-19	(30-49)	Arizona	A	12/20/16
-19	(26-45)	TCU	A	2/8/97
-19	(19-38)	BYU	H	2/4/95
-19	(25-44)	BYU	A	1/30/76

TEAM RECORDS - SINGLE GAME

MOST ASSISTS

Pts	Opponent	Site	Date
40	Northern NM	H	11/11/17
40	UT Arlington	H	11/23/90
40	UCF	H	12/16/78
38	U.S. International	H	12/3/85
33	Minnesota	H	12/29/73
32	Holy Cross	H	12/29/97
32	Midwestern State	H	11/27/81
31	BYU	H	1/5/89
31	Alaska-Anchorage	H	12/29/84
31	Missouri Baptist	H	11/28/81
31	Cameron College	H	12/5/73
31	Hawaii		12/18/65

FEWEST ASSISTS

Pts	Opponent	Site	Date
1	Colorado State	A	3/5/77
2	UTEP	A	2/19/77
2	Colorado State	A	2/14/75
3	Boise State	A	12/23/20
3	UTEP	A	2/7/81
4	Fresno State	A	1/28/21
4	BYU	H	1/3/94
4	Wyoming	A	2/15/79
4	UTEP	A	2/7/76
4	UTEP	A	1/19/74
4	UTEP	A	3/3/73
4	Colorado State	A	1/27/73
4	UTEP	A	2/19/72

Shot Clock Era

3	Boise State	A	12/23/20
4	Fresno State	A	1/28/21
4	BYU	H	1/3/94
5	many times, last...		
	New Mexico St	A	11/17/17

MOST TURNOVERS

Pts	Opponent	Site	Date
39	NM Highlands	H	11/26/76
36	Colorado State	H	2/14/76
35	UNLV	A	1/7/77
34	NM Highlands	H	11/29/77
33	New Mexico State	H	
32	BYU	A	1/30/76
30	TAMU-Commerce	H	12/1/75
29	Wyoming	A	1/10/81
29	Wichita State	N	12/1/78
29	NM Highlands	H	11/24/78
29	New Mexico State	H	12/22/76
29	San Diego State	A	1/2/76
29	New Mexico State	H	12/9/75

Shot Clock Era

28	Arizona State	A	12/5/95
----	---------------	---	---------

FEWEST TURNOVERS

Pts	Opponent	Site	Date
2	Colorado State	H	1/13/83
3	San Jose State	H	2/1/14
4	Boise State	A	2/12/14
4	Northern Arizona	H	12/16/09
4	UC Riverside	H	11/14/09
4	Utah	H	1/24/04
4	Cornell	H	11/27/98
4	Colorado State	H	1/6/90
4	San Diego State	H	3/2/89
5	San Diego St	H	1/20/18
5	Air Force	A	2/8/17
5	Nevada	H	1/7/17
5	Boise State	H	3/3/12
5	San Diego St	H	1/15/11
5	Dartmouth	H	12/29/01
5	Drexel	H	12/30/00
5	Pepperdine ^{NIT}	H	3/17/88
5	Drake	H	12/27/86

MOST BLOCKS

Pts	Opponent	Site	Date
12	Massachusetts	N	11/22/13
12	UNLV	H	1/17/00
12	Washington St ^{NIT}	H	3/23/92
12	Rider	H	12/23/87
12	BYU	H	2/25/77
11	Dixie State	A	1/13/21
11	New Mexico St	H	12/15/12
11	North Dakota	H	1/7/12
11	New Mexico St	A	12/15/90
11	Eastern NM	H	2/22/89
11	BYU	H	1/26/78
10	many times, last...		
	Air Force	H	1/11/20

FEWEST BLOCKS

Pts	Opponent	Site	Date
0	Many times, last...		
	Nevada	N	1/2/21

MOST STEALS

Pts	Opponent	Site	Date
25	Western NM	H	11/28/90
22	Northern NM	H	11/11/17
20	Simon Fraser	H	11/16/99
20	Tennessee St	H	12/21/91
20	Arizona	H	12/4/82
19	Colorado St	H	3/5/05
18	San Diego St	A	1/3/87
18	Colorado St	H	3/2/78
17	McNeese	H	11/16/19
17	Arkansas-Pine Bluff	H	12/17/16
17	San Diego St	A	1/17/93
17	Morgan State	H	11/23/84

FEWEST STEALS

Pts	Opponent	Site	Date
0	Boise State	A	2/24/15
0	BYU ^{MW}	N	3/13/03
0	Utah	A	1/31/99
0	Colorado State	A	1/21/84
0	Air Force	A	2/10/83
0	UTEP	A	2/7/81
1	Many times, last...		
	Dixie State	A	1/13/21

MOST PERSONAL FOULS

Pts	Opponent	Site	Date
36	New Mexico State	A	12/13/75
34	Wyoming	A	1/13/67
33	San Diego State	A	1/21/09
33	Arizona	H	2/26/79
33	Cal State LA	H	12/3/75
32	Wyoming	A	2/20/18
32	Colorado	A	12/1/79
32	NM Highlands	H	11/24/78
31	New Mexico St	A	11/27/78
31	Alaska-Anchorage	H	12/17/77
31	Idaho	H	11/25/77
30	many times, last...		
	New Mexico St	H	11/17/18

FEWEST PERSONAL FOULS

Pts	Opponent	Site	Date
4	Columbia	H	11/30/84
5	Air Force	A	2/28/90
7	Utah ^{WAC}	N	3/6/99
7	Hawaii (ot)	A	2/9/84
7	Utah	H	1/15/66
8	many times, last...		
8	Idaho	H	11/23/12

MOST OFF. REBS (since 1986-87)

Pts	Opponent	Site	Date
32	LeTourneau	N	12/17/20
26	San Jose State	A	2/16/19
25	UAB (2ot)	N	11/21/13
25	New Mexico St (2ot)	H	12/11/93
24	UNLV (ot)	H	2/5/02
24	Stanford	H	11/17/01
23	USC	A	11/21/15
23	Centenary	H	11/27/96
23	New Mexico St (2ot)	H	12/11/93
23	Hawaii	H	1/15/94
22	Creighton	H	12/19/09
22	Hawaii	A	11/27/09
22	New Mexico St	A	12/5/01
22	Eastern NM	H	11/29/00
22	San Francisco	H	11/17/94
22	Simon Fraser	H	11/21/93
22	Wyoming	H	1/9/88

FEWEST OFF. REBS (since 1986-87)

Pts	Opponent	Site	Date
2	Boise State	A	2/12/14
2	Nevada	H	2/2/13
2	Colorado State	H	2/7/98
2	Wyoming	H	2/9/89
3	Eastern NM	H	11/6/19
3	Boise State	H	2/6/18
3	Purdue	A	12/5/15
3	Colorado State	A	1/25/14
3	Boise State	H	3/3/12
3	Utah	H	1/24/04
3	Air Force	A	2/14/98
3	Colorado State	H	1/6/90
3	Colorado State	H	1/26/89
3	BYU	H	1/5/89
3	Wake Forest	H	12/28/88
4	numerous times, last...		
	Nevada	A	1/25/20

MOST DEF. REBS (since 1986-87)

Pts	Opponent	Site	Date
47	LeTourneau	N	12/17/20
41	UTEP (ot)	A	1/2/08
39	Grambling State	H	11/20/08
39	Jackson State	H	12/23/96
38	Centenary	H	11/27/96
38	NM Highlands	H	11/28/89
38	Centenary	H	12/18/89
37	Green Bay	H	11/13/19
37	San Jose St	H	2/13/19
37	Davidson	N	11/24/13
37	Dayton	A	1/11/11
37	Northwestern St	H	12/28/03
37	Western NM	H	1/22/03
37	Stephen F. Austin	H	11/27/94
37	San Diego St ^{WAC}	H	3/10/94

FEWEST DEF. REBS (since 1986-87)

Pts	Opponent	Site	Date
8	Colorado State	H	1/27/18
10	Wyoming	H	1/5/91
12	San Jose State	A	2/3/18
12	Kansas State	A	11/23/05
12	Utah	A	1/22/05
12	Air Force	H	1/17/04
12	New Mexico State	A	1/19/99
12	Utah ^{WAC}	H	3/10/95
12	BYU	H	2/4/95
12	Monmouth	H	11/25/89
12	Wyoming	H	2/9/89
12	Utah	H	1/9/87

MOST DISQUALIFICATIONS

Pts	Opponent	Site	Date
4	Wyoming	A	1/13/67
3	Fresno State ^{MW}	N	3/10/21
3	San Diego State	H	3/4/17
3	Santa Clara (ot)	N	11/24/11
3	Texas Tech	A	12/20/08
3	Wyoming	H	1/29/01
3	Air Force	A	2/12/00
3	Utah	A	2/3/96
3	New Mexico St (2ot)	H	12/11/93
3	Utah	A	1/2/82
3	New Mexico State	A	12/20/80
3	UTEP	A	1/23/80
3	NM Highlands	H	11/24/78

MOST DOUBLE FIG SCORERS

Pts	Opponent	Site	Date
8	Northern NM	H	11/11/17
7	Colorado State	A	2/18/18
7	Prairie View A&M	H	12/3/88
7	UCF	H	12/16/78
7	NM Highlands	H	11/26/76
6	many times, last...		
	Wyoming	H	1/19/19

FEWEST DOUBLE FIG SCORERS

Pts	Opponent	Site	Date
0	Boise State	A	12/23/20
0	San Diego State	A	1/16/15
0	Idaho State	H	11/30/11
0	Colorado State	A	2/2/85
0	San Diego State	H	2/3/83
0	Utah	A	1/31/76
1	many times, last		
	Air Force	A	2/24/21

MOST DOUBLE FIG REBS

Pts	Opponent	Site	Date
4	UNLV	A	1/7/78
3	many times, last...		
	Colorado State	H	3/2/19

MOST DOUBLE-DOUBLES

Pts	Opponent	Site	Date
3	Texas Tech	H	12/20/97
3	Hawaii	H	1/18/92
3	Davidson	H	12/29/78
3	UNLV	A	1/7/78
3	Wyoming	H	2/14/70
3	BYU	H	2/23/67
3	Santa Clara	H	12/3/66
3	Arizona	H	1/9/65
3	BYU	A	1/10/64
3	Cal State LA	A	12/15/62
3	Wyoming	A	1/8/60
3	UTEP	H	12/10/59

MOST PLAYERS TO SCORE

Pts	Opponent	Site	Date
14	Northwestern St	H	12/28/03
13	BYU	A	2/14/07
13	Alaska-Anchorage	H	12/17/77
12	many times, last...		
	LeTourneau	N	12/17/20

FEWEST PLAYERS SCORE

Pts	Opponent	Site	Date
4	BYU	H	2/26/98
5	numerous times, last...		
5	Wyoming	H	1/10/18

LARGEST MARGINS

LARGEST MARGIN OF VICTORY

Margin	Score	Opponent	Site	Date
71	(107-36)	Dartmouth	H	12/29/72
71	(147-76)	Northern New Mexico	H	11/11/17
70	(102-32)	Howard Payne	H	12/23/64
64	(80-16)	Albuquerque H.S.	H	1/28/1916
61	(110-49)	Eastern New Mexico	H	12/6/94
59	(121-62)	Eastern Washington	H	12/3/93
58	(107-59)	Western New Mexico	H	1/22/03
56	(103-47)	Univ. of the Southwest	A	12/30/18
53	(95-42)	Mississippi	H	11/19/05
53	(95-42)	San Francisco State	H	11/22/03
53	(98-45)	Jackson State	H	12/23/96
53	(107-54)	Simon Fraser	H	11/18/96
53	(106-53)	New Mexico Highlands	H	11/28/89
53	(109-56)	Columbia	H	12/28/73
53	(70-17)	Albuquerque Bus. Coll.	H	1/15/1916

Division I Opponents (Modern Era, since 1937-38)

71	(107-36)	Dartmouth	H	12/29/72
59	(121-62)	Eastern Washington	H	12/3/93
53	(95-42)	Mississippi	H	11/19/05
53	(98-45)	Jackson State	H	12/23/96
53	(109-56)	Columbia	H	12/28/73
52	(92-40)	New Orleans	H	11/11/11
51	(99-48)	Hawai'i	A	12/18/65
50	(120-70)	Idaho	H	11/25/77
48	(94-56)	Columbia	H	11/22/96
48	(107-59)	Tennessee State	H	12/21/91

Ranked Teams

27	(85-58)	(6) Nevada	H	1/5/19
27	(99-72)	(20) Arizona	H	2/16/74
20	(65-45)	(11) UNLV	H	2/18/12
20	(86-66)	(8) New Mexico St	A	1/29/69
18	(82-64)	(3) BYU	A	3/2/11

Mountain West Play

45	(100-55)	Wyoming	H	2/9/08
40	(91-51)	Colorado St	H	2/5/08
39	(81-42)	Air Force	A	1/31/12
33	(85-52)	Colorado St	H	1/25/12
33	(80-47)	San Jose St	H	1/6/18

In the Pit

71	(107-36)	Dartmouth	H	12/29/72
71	(147-76)	Northern New Mexico	H	11/11/17
61	(110-49)	Eastern New Mexico	H	12/6/94
59	(121-62)	Eastern Washington	H	12/3/93
58	(107-59)	Western New Mexico	H	1/22/03
53	(95-42)	Mississippi	H	11/19/05
53	(98-45)	Jackson State	H	12/23/96
53	(107-54)	Simon Fraser	H	11/18/96
53	(106-53)	New Mexico Highlands	H	11/28/89
53	(109-56)	Columbia	H	12/28/73
53	(95-42)	San Francisco State	H	11/22/03

On the Road

56	(103-47)	Univ. of the Southwest	A	12/30/18
51	(99-48)	Hawai'i	A	12/18/65
42	(90-48)	BYU	A	2/28/97
39	(81-42)	Air Force	A	1/31/12
37	(51-14)	New Mexico Mines	A	1/11/32

LARGEST MARGIN OF DEFEAT

Margin	Score	Opponent	Site	Date
65	(41-106)	(17) UCLA	A	12/22/54
64	(39-103)	USC	A	12/18/54
59	(26-85)	New Mexico State	A	2/10/39
56	(13-69)	Arizona	A	2/12/23
45	(66-111)	Utah	A	1/12/61

Modern Era (since 1937-38)

65	(41-106)	(17) UCLA	A	12/22/54
64	(39-103)	USC	A	12/18/54
59	(26-85)	New Mexico State	A	2/10/39
45	(66-111)	Utah	A	1/12/61
43	(42-85)	(7) Utah	A	3/4/55
42	(52-94)	(6) Kansas State	A	12/2/61
40	(61-104)	Wyoming	A	2/18/66
40	(61-101)	Wyoming	A	1/10/58

Mountain West Play

37	(52-89)	Boise State	A	12/23/20
36	(46-82)	Utah State	N	1/8/21
33	(72-105)	Colorado State	A	1/15/20
32	(45-77)	Utah State	N	1/6/21
30	(43-73)	Utah	A	2/23/04
30	(51-81)	Utah	H	1/21/02

In the Pit

36	(50-86)	(22) Utah ^{WAC}	H	3/10/95
34	(83-117)	Utah State	H	12/29/79
30	(51-81)	Utah	H	1/21/02
28	(57-85)	(4) San Diego State	H	1/29/20
27	(56-83)	San Diego State	H	3/1/16

LARGEST HALFTIME LEAD

Margin	Score	Opponent	Site	Date
40	(61-21)	Holy Cross	H	12/29/97
39	(74-35)	Northern New Mexico	H	11/11/17
37	(53-16)	Montana State	H	12/20/11
37	(52-15)	New Orleans	H	11/11/11
35	(56-21)	Simon Fraser	H	11/18/96
32	(49-17)	Jackson State	H	12/23/96
32	(56-24)	New Mexico Highlands	H	11/28/89
31	(50-19)	Univ. of the Southwest	A	12/30/18
31	(49-18)	Grambling State	H	11/20/08
31	(40-9)	Dartmouth	H	12/29/72
30	(65-35)	New Mexico Highlands	H	11/26/82
30	(62-32)	Idaho	H	11/25/77
29	(44-15)	Mississippi	H	11/19/05
29	(46-17)	McNeese	H	12/21/98
29	(53-24)	Eastern New Mexico	H	12/6/94

LARGEST HALFTIME DEFICIT

Margin	Score	Opponent	Site	Date
30	(20-50)	South Carolina	N	12/29/69
28	(22-50)	New Mexico State	A	12/4/18
27	(18-45)	Utah State	N	1/8/21
25	(26-51)	Nevada	A	2/9/19
25	(27-52)	Arizona	A	1/18/98
24	(20-44)	Tulsa	A	1/16/97
24	(16-40)	BYU	A	1/4/82
24	(28-52)	Colorado State	A	3/5/77
23	(25-48)	San Diego State	H	1/29/20
23	(33-56)	Colorado State	A	1/15/20
23	(22-45)	Boise State	A	1/3/18
23	(11-34)	Villanova ^{NCAA}	N	3/18/05
23	(19-42)	Utah ^{WAC}	H	3/10/95
22	(16-38)	Utah	A	2/27/99
22	(28-50)	Seton Hall ^{NIT}	N	11/27/87

LARGEST DEFICIT IN A WIN

Margin (Score)	Opponent	Site	Date	Final
20 (11-31 5:30 ¹)	Hawai'i	A	1/15/93	61-58
18 (40-58 19:05 ²)	UTRGV	H	12/8/98	101-94
18 (12-30 3:26 ¹)	Wyoming	A	2/18/95	62-61
17 (13-30 0:48 ¹)	UTEP	A	1/20/96	64-60
16 (22-38 2:32 ¹)	Wyoming ^{MW}	N	3/13/19	78-68
16 (31-47 19:47 ²)	Davidson	H	11/13/12	86-81
16 (15-31 5:55 ¹)	Creighton	H	12/19/09	66-61
16 (32-48 Half)	Wyoming	A	1/5/08	99-92(2ot)
15 (61-76 6:00 ²)	Boise State	H	2/17/16	80-78
15 (10-25 9:47 ¹)	Texas Tech	A	12/29/10	61-60
15 (19-34 2:30 ¹)	Oral Roberts	H	12/17/08	66-63
15 (28-43 Half)	Arizona	H	1/16/99	79-78
15 (27-42 6:17 ¹)	DePaul	H	11/13/98	82-81
15 (16-31 1:00 ¹)	BYU ^{WAC}	N	3/12/93	68-59
15 (8-23 12:15 ¹)	USC	H	12/2/82	77-74

LARGEST HALFTIME DEFICIT IN A WIN

Margin (Score)	Opponent	Site	Date	Final
16 (32-48)	Wyoming	A	1/5/08	99-92(2ot)
15 (28-43)	Arizona	H	1/16/99	79-78
15 (40-55)	UTRGV	H	12/8/98	101-94
14 (31-45)	Davidson	H	11/13/12	86-81
14 (19-33)	BYU ^{WAC}	N	3/12/93	68-59
13 (27-40)	Charlotte ^{Mau}	N	11/28/86	74-72
12 (28-40)	Creighton	H	12/19/09	66-61
12 (25-37)	Oral Roberts	H	12/17/08	66-63
12 (37-49)	Pepperdine ^{NIT}	H	3/20/01	81-78
12 (18-30)	UTEP	A	1/20/96	64-60
12 (20-32)	Wyoming	A	2/18/95	62-61
12 (33-45)	Bowling Green	H	12/30/83	86-74
11 (27-38)	Wyoming ^{MW}	N	3/13/19	78-68
11 (25-36)	San Diego St	A	1/1/17	68-62
11 (20-31)	Fresno St	A	2/13/13	54-48
11 (24-35)	Utah	H	2/1/98	77-74
11 (28-39)	(7) UCLA	A	12/10/84	65-60
11 (24-35)	Colorado St	A	2/13/82	64-62
11 (35-46)	New Mexico St	H	12/11/73	72-71

LARGEST BLOWN LEAD IN A LOSS

Margin (Score)	Opponent	Site	Date	Final
25 (74-49 11:00 ²)	Nevada	H	1/7/17	104-105(ot)
21 (37-16 2:58 ¹)	Air Force	A	1/9/07	57-65
20 (43-23 Half)	Saint Louis ^{NIT}	H	3/23/89	66-65
18 (48-30 17:14 ²)	TCU	A	1/15/08	72-74
18 (29-11 9:37 ¹)	UTEP	H	3/1/80	67-68
17 (35-18 6:35 ¹)	Fresno State	A	2/1/20	77-82
17 (32-15 7:07 ¹)	Colorado	H	12/11/18	75-78
17 (66-49 12:59 ²)	Rice	H	12/19/15	89-90
16 (41-25 11:21 ²)	San Diego St	A	3/8/14	48-51
16 (59-43 10:17 ²)	Creighton	A	11/16/08	75-82
16 (30-14 6:01 ¹)	Kansas State	A	11/23/05	56-68
15 (41-26 14:20 ²)	Nevada	A	2/14/15	63-66(ot)
15 (52-37 13:23 ²)	NM State (2ot)	H	12/11/93	104-112
14 (57-43 Half)	New Mexico St	H	12/17/94	89-96
14 (27-13 8:31 ¹)	Texas Tech	H	11/27/91	56-58

LARGEST BLOWN HALFTIME LEAD

Margin (Score)	Opponent	Site	Date	Final
20 (43-23)	Saint Louis ^{NIT}	H	3/23/89	66-65
15 (39-24)	Air Force	A	1/9/07	57-65
14 (57-43)	New Mexico St	H	12/17/94	89-96
13 (44-31)	Nevada	H	1/7/17	104-105(ot)
13 (41-28)	TCU	A	1/15/08	72-74
12 (31-19)	Nevada	A	2/14/15	63-66(ot)
12 (43-31)	UTEP	H	3/1/80	67-68
11 (45-34)	Fresno State	A	2/1/20	77-82
11 (42-31)	San Diego St	A	2/14/80	76-74
11 (28-39)	Hawai'i	A	12/10/76	77-78
11 (30-41)	UTEP	A	3/3/73	61-63
10 (38-28)	Saint Josephs	H	12/30/99	76-81
10 (35-25)	New Mexico St (2ot)	H	12/11/93	104-112
10 (37-27)	Texas Tech	H	11/27/91	56-58
10 (34-24)	UTEP	A	1/22/83	54-65

STREAKS/OVERTIME

LONGEST WIN STREAKS

Streak	Dates
17	12/1/67-2/2/68
15	1/13/10-3/11/10
14	1/4/78-2/18/78
13	11/25/11-1/14/12
12	11/13/12-12/19/12
12	11/14/09-12/19/09
12	12/1/73-1/5/74
12	1/12/45-12/20/45
11	2/10/96-3/15/96
11	2/21/70-12/14/70
11	12/5/64-1/9/65
11	2/15/1915-2/5/1916

LONGEST LOSS STREAKS

Streak	Dates
20	12/16/57-3/8/58
16	1/15/59-12/10/59
15	2/20/40-1/4/41
12	12/13/49-1/14/50
12	12/30/39-2/6/40
9	1/29/43-2/17/43
9	2/21/1919-2/2/1922
8	2/4/15-2/28/15
8	1/11/52-2/9/52
8	2/25/38-12/19/38

LONGEST CONF. WIN STREAKS*

Streak	Dates
18	Border 1/22/44-12/20/45
14	MW 1/13/10-3/3/10
11	WAC 3/5/77-2/18/78
8	WAC 1/24/98-2/19/98
8	WAC 2/10/90-1/3/91

LONGEST CONF. LOSS STREAKS*

Streak	Dates
26	Skyline 1/10/57-3/8/58
16	Skyline 1/15/59-1/14/60
14	Skyline 1/11/52-1/3/53
14	Border 2/19/42-2/17/43
8	MW 12/21/20-1/18/21

LONGEST HOME WIN STREAKS

Streak	Dates
41	2/10/96-2/26/98
24	12/3/73-1/25/75
22	12/28/04-2/1/06
21	12/21/91-1/21/93
19	1/10/09-1/9/10

LONGEST HOME LOSS STREAKS

Streak	Dates
12	12/16/57-12/6/58
8	1/24/59-12/10/59
7	1/12/39-3/4/39
7	2/28/1919-2/2/1922
6	1/28/57-2/16/57

LONGEST ROAD WIN STREAKS

Streak	Dates
7	3/15/13-1/28/14
7	1/16/10-2/27/10
6	2/18/67-2/2/68
6	1/13/33-2/4/33
6	3/1/30-2/17/31
6	2/21/27-1/2/28

LONGEST ROAD LOSS STREAKS

Streak	Dates
27	2/9/02-11/22/04
23	2/21/39-2/8/41
14	2/7/81-2/11/82
12	2/26/82-2/22/83
11	12/1/79-12/26/80

LONGEST CONF. HOME WIN STREAKS*

Streak	Dates
20	WAC 2/10/96-2/26/98
11	WAC 2/23/91-1/9/93
10	MW 1/8/05-1/21/06
10	WAC 1/4/74-1/24/75
9	MW 3/4/08-3/3/09

LONGEST CONF. HOME LOSS STREAKS*

Streak	Dates
12	Skyline 2/2/57-3/8/58
7	Skyline 1/24/59-1/14/60
5	Skyline 1/19/52-2/28/52
5	WAC 2/9/80-1/17/81

LONGEST CONF. ROAD WIN STREAKS*

Streak	Dates
7	MW 1/16/10-2/27/10
5	WAC 1/12/98-2/16/98
5	WAC 1/13/78-2/4/78

LONGEST CONF. ROAD LOSS STREAKS*

Streak	Dates
22	MW 2/9/02-1/24/05
17	Border 2/21/39-2/8/41
11	WAC 2/7/81-2/11/82
8	MW 1/1/20-2/26/20
8	MW 1/12/19-3/9/19

LONGEST WIN STREAK - START YEAR

Streak	Year
17	1967-68
12	2012-13
12	2009-10
12	1973-74
10	1995-96
10	1924-25

*regular season games (not including conference tournament)

UNM IN OVERTIME

1926-27	Montezuma	W 35-34
1933-34	New Mexico State	W 37-36
1935-36	Colorado College	W 37-36
1936-37	at Arizona	W 32-30
1940-41	New Mexico Mines	W 41-40
1942-43	at Texas-El Paso	L 53-57
1943-44	Kirtland AFB	L 39-40
1949-50	New Mexico State	L 53-54
1952-53	New Mexico State	L 69-72
1955-56	Kentucky Wesleyan	L 69-73
	Texas-El Paso	W 93-85
1956-57	at West Texas State	W 88-78
	Colorado State	W 70-62
1959-60	Montana	W 77-69
	Texas-El Paso	L 77-81
1961-62	New Mexico State	W 80-76 (2OT)
1965-66	at Arizona	L 77-83 (2OT)
	Texas-El Paso	L 64-67
1966-67	at New Mexico State	L 61-62
	at Air Force	W 73-64
1968-69	at Butler	L 80-81
	at Arizona State	W 84-75
	at Brigham Young	L 71-77
1970-71	at Texas Tech	W 73-72
1971-72	Oklahoma Christian	W 88-81
	Colorado State	W 77-75
1972-73	at Oregon State	W 84-79
	at Texas Tech	W 72-69
1974-75	Florida State	W 84-78
	at Brigham Young	W 77-72
1975-76	at Arizona	L 65-67
	at Illinois	L 66-67
	at Wyoming	W 54-53
1976-77	at Arizona State	W 91-84
1979-80	Colorado State	W 80-79
	Houston	L 80-83
1980-81	Arizona State	L 83-86
	Utah	L 76-82
1981-82	Hawai'i	W 78-77
1982-83	New Mexico State	W 78-74 (2OT)
	at Hawai'i	W 63-61 (4OT)

1983-84	at Hawai'i	W 46-44
	at Utah	W 45-44
1985-86	Texas-El Paso	L 70-71
	San Diego State	W 95-92
1986-87	Long Beach State**	W 92-88
1988-89	Colorado State	W 65-62
1989-90	at Tennessee	L 85-96
	Wyoming	L 87-89
	Texas-El Paso	L 80-82
	Penn State*	L 81-83
1990-91	at Wyoming	W 85-83
	at Texas-El Paso	W 72-70
1991-92	Brigham Young	W 95-84
1992-93	Colorado State	L 65-67
1993-94	New Mexico State	L 112-104 (2OT)
	Texas-El Paso	W 80-78
	at Brigham Young	W 84-82
1994-95	UNC Charlotte	L 75-78
	at San Diego State	L 69-72
	Texas-El Paso	W 66-63
	Utah	L 91-95
1995-96	Fresno State	W 104-99 (3OT)
1996-97	New Mexico State	W 84-82
1998-99	at San Jose State	W 82-81
	at Hawai'i	L 68-72
2000-01	at New Mexico State	W 68-65
	at Gonzaga	W 81-80
	New Mexico State	L 68-79
	at Colorado State	W 72-71
2001-02	Gonzaga	L 90-95
	UNLV	W 84-81
	at UNLV	L 117-120 (2OT)
2002-03	at Wyoming	L 81-85
2005-06	New Mexico State	W 71-68
2006-07	Utah	W 86-82
	at UNLV	L 72-76
	San Diego State	L 74-81
	at Utah	L 91-93 (2OT)
2007-08	at UTEP	W 86-85
	at Wyoming	W 99-92 (2OT)
	Utah	W 77-67
	BYU	L 69-70
	Utah (MWC Tourn.)	L 80-82
2008-09	UNLV	W 73-69
	at Colorado State	W 81-79 (2OT)
2009-10	San Diego State	W 88-86
	at Utah	W 68-65
2010-11	at New Mexico State	W 84-78
	at Dayton	L 73-76 (2OT)
	UNLV	L 74-77
2011-12	vs. Santa Clara***	L 76-79
2012-13	at Indiana State	W 77-68
	at Boise State	W 79-74
2013-14	vs. UAB	W 97-94 (2OT)
	at Wyoming	W 72-69
	Wyoming	W 66-61
2014-15	at Wyoming	L 62-63
	at Nevada	L 63-66
	Wyoming	W 52-49
2015-16	at San Diego State	L 71-78
2016-17	Nevada	L 104-105
2017-18	Fresno State	W 95-86
2020-21	at Fresno State	L 62-64
	vs. Wyoming	L 74-83

Overtime Record: 60-45

Home: 30-22

At The Pit: 22-16

Road: 28-19

Neutral: 2-4

Single OT: 53-40

Double OT: 5-5

Triple OT: 1-0

Four OT: 1-0

TEAM RECORDS - SEASON

Most Wins		Most Points		Fewest Opp. Points		Most FG Attempts		Highest FG% Defense		Most 3FG Attempts		Highest Opp. 3FG%	
30-5	2010	2,828	1987	1,444	1963	2,162	1977	.521	1981	979	2018	.392	1998
29-6	2013	2,795	2018	1,504	1965	2,140	1978	.505	1979	845	2019	.378	2018
28-5	1996	2,731	1978	1,578	2021	2,121	1979	.492	1980	797	2007	.371	1987
28-6	2012	2,724	1988	1,660	1964	2,082	1987	.489	1983	782	1994	.369	2017
27-7	2014	2,655	2010	1,663	1967	2,079	1988	.486	1970	748	1998	.365	2002
26-7	2005	2,630	1989	1,644	1966	2,065	2018	.484	2018	739	2010	.364	1989
25-8	1997	2,614	1990	1,669	1958	2,023	2010	.481	1985	704	2020	.360	2007
25-9	1999	2,598	1977	1,725	1959	2,022	1974	.477	2003	688	2005	.360	1995
25-10	1987	2,567	1996	1,762	1961	1,963	2017	.474	1974	669	2013	.358	2004
		2,567	1979	1,790	1972	1,957	1990	.473	1982	668	2012	.355	2019
Most Conf. Wins		Highest Scoring Avg		Lowest Opp. Scoring Avg		Fewest FG Attempts		Lowest FG% Defense		Fewest 3FG Atts		Lowest Opp. 3FG%	
15-3	2014	97.5	1978	55.7	1965	1,303	2021	.367	1965	336	1988	.297	1993
14-2	2010	88.5	1979	57.2	1964	1,365	1963	.373	1958	345	1991	.305	2012
14-4	1996	86.6	1977	57.7	1963	1,428	2004	.381	2012	362	1989	.306	1998
14-4	1994	84.1	1974	58.9	2012	1,515	2006	.389	2014	362	1989	.306	1994
13-3	2013	82.2	2018	59.2	1984	1,534	1975	.391	2013	382	2021	.314	2015
13-5	1993	80.8	1987	60.2	2015	1,536	1982	.400	1959	444	2017	.314	2000
13-1	1978	79.7	1989	60.6	2013	1,542	1958	.402	2015	459	2000	.314	2000
13-8	1946	78.6	1973	61.6	1967	1,548	1966	.402	1997	477	2002	.315	2005
		78.0	1970	62.4	2006	1,554	1961	.402	1994	481	2015	.320	2001
		77.8	1996	62.7	2008	1,559	2003	.403	2000	486	1990	.322	1999
								.404	2000	498	1987	.323	1996
Most Losses		Fewest Pts (since '58)		Most FGs		Most Opp. FG Attempts		Most 3FGs		Most Opp. 3FG Attempts		Most FTs	
22 (3 wins)	1940	1,341	1958	1,112	1978	2,211	1987	367	2018	869	2020	626	1987
21 (3)	1958	1,403	1959	1,046	1977	2,195	1988	301	1998	765	2010	625	2014
21 (5)	1957	1,436	2021	1,021	1988	2,150	1977	300	1994	761	2016	608	2010
21 (4)	1939	1,567	1961	1,005	1987	2,146	1989	299	2007	761	2016	603	1979
20 (6)	1962	1,639	1963	1,005	1987	2,118	1990	292	2019	761	2013	598	2013
19 (6)	1960	1,734	1962	1,004	1974	2,062	1999	273	2010	708	2017	589	2009
19 (3)	1959	1,775	1960	992	1989	2,041	2020	271	2008	705	1999	582	2017
19 (6)	1952	1,848	1975	982	1979	1,996	2014	269	2005	692	2005	582	2011
19 (5)	1950	1,855	1966	957	1990	1,994	1996	251	2012	682	2011	578	2016
		1,876	1972	939	2018	1,973	1994	247	1999	671	2009	572	1988
				892	2020					669	2012		
Most Conf. Losses		Lowest Scoring Avg		Fewest FGs		Fewest Opp. FG Attempts		Fewest 3FGs		Fewest Opp. 3FG Attempts		Fewest FTs	
16 (4)	1939	56.0	1958	492	1959	1,255	2021	105	2021	424	1993	255	2021
15 (2)	2021	62.0	2015	500	1958	1,354	1963	110	1988	439	1990	345	1958
14 (0)	1958	63.7	1984	538	2021	1,428	1966	134	1991	453	1991	353	1973
14 (4)	1941	64.6	2006	566	1961	1,444	1965	145	2017	476	1989	355	1976
14 (2)	1940	65.3	2021	625	1962	1,467	2004	148	2015	482	1987	361	1967
13 (1)	1959	65.6	1963	637	1963	1,510	2006	155	2000	476	1989	365	1963
13 (1)	1957	66.7	1962	640	2004	1,514	1967	157	1989	482	1987	366	2006
13 (1)	1952	67.3	2013	659	2003	1,532	1982	173	1992	505	1992	390	1993
				668	1960	1,547	1964	177	1990	508	1988	399	2007
				686	2015	1,549	2003	180	2002	509	2000	401	2015
										513	2006		
										516	2003		
Fewest Wins		Most Opp. Points		Most Opp. FGs		Highest FG%		Most Opp. 3FGs		Highest 3FG%		Most Opp. FTs	
0-2	1922	2,679	1987	1,028	1987	.545	1989	301	2020	.434	1989	603	2009
0-3	1920	2,641	2018	969	1988	.528	1991	263	2013	.420	2006	555	2000
0-1	1914	2,604	1988	968	1977	.520	1978	261	2017	.402	1998	551	2018
0-1	1900	2,454	2019	934	1989	.512	1984	255	2010	.391	2005	542	1979
		2,424	1977	931	2018	.511	1985	247	2016	.390	1993	533	2001
		2,409	1989	929	1980	.498	1983	243	2014	.388	1991	520	1978
		2,378	1979	918	2020	.497	1974	238	2007	.386	1987	488	1977
		2,368	1990	918	1979	.496	1986	237	2009	.384	1987	487	2016
		2,352	2010	908	1990	.493	2005	230	2019	.384	1994	486	2019
				901	1978	.493	1996			.381	2009	486	1988
										.381	1996		
Fewest Conf. Wins		Highest Opp. Scoring Avg		Fewest Opp. FGs		Lowest FG%		Fewest Opp. 3FGs		Lowest 3FG%		Fewest Opp. FTs	
0-14	1958	82.9	1978	530	1965	.313	1959	126	1993	.275	2021	284	2021
1-13	1959	82.0	1979	547	1963	.324	1958	152	1990	.308	2015	296	1998
1-13	1957	81.6	1960	557	2021	.364	1961	158	1991	.327	2020	308	1999
1-13	1952	80.6	1977	591	1966	.373	1960	160	2000	.327	2017	312	1994
1-11	1943	78.7	1970	612	1958	.374	1962	173	1992	.327	2017	315	1986
		78.4	1959	632	1964	.413	2021	176	1996	.327	1988	324	1993
		77.7	2018	637	1967	.422	2019	177	2006	.332	2014	337	2013
		77.3	1981	641	1959	.423	2013	178	2002	.338	2000	345	1973
		76.7	2019	643	2015	.423	2003	178	1997	.343	2001	346	2020
				648	2004	.425	1967			.344	1995	350	1975
										.346	2019		

TEAM RECORDS - SEASON

Most FT Attempts		Highest Opp. FT%		Highest Reb Avg		Most Assists		Highest Steal Avg		Highest TO Avg		Most Double Figure Scorers	
909	2010	.735	1966	52.2	1959	677	1989	9.1	1978	22.3	1976	6	1980
896	1987	.734	2006	49.9	1965	645	1990	8.4	1987	21.2	1974	5	2020
864	2014	.732	2003	49.6	1978	614	1987	8.1	2020	19.8	1978	5	2005
839	2009	.728	2009	49.3	1977	604	1988	7.8	1992	19.6	1975	5	1969
828	2013	.728	1967	48.3	1967	564	1991	7.7	1981	19.3	1977		
827	1979	.725	2014	48.3	1961	551	2012	7.7	1979	17.4	1979		
824	1988	.719	2018	48.2	1960	548	1974	7.6	2005	17.2	1981		
818	2001	.714	1974	47.8	1969	539	2018	7.6	1991	16.4	1980		
817	2011	.714	1964	46.2	1968	537	2008	7.4	2018	16.1	1982		
814	1996	.703	2015	45.1	1972	535	2011	7.3	2006	15.6	1983		
												Fewest Double Figure Scorers	
												1	2021
												1	1959
												2	numerous times
												last 2017	
												Most Players to Start More Than One Game (since 1978)	
												12	2019
												11	2020
												11	1983
												11	1980
												10	many times
												last	2021
												Fewest Players to Start More Than One Game (since 1978)	
												5	2010
												5	1994
												5	1988
												5	1984
												6	many times
												last	2016
												Highest Scoring Margin (modern era)	
												+15.6	1965
												+14.6	1978
												+14.4	1945
												+13.9	2012
												+12.3	1997
												+12.3	1974
												+11.8	1944
												+11.5	1973
												+11.4	2008
												+11.2	2005
												Lowest Scoring Margin (modern era)	
												-14.7	1959
												-13.5	1958
												-13.3	1940
												-12.6	1941
												-12.1	1955
												-10.8	1939
												-10.6	1960
												-10.6	1952
												-9.9	1957
												-9.8	1962
Most Opp. FT Attempts		Most Rebounds		Highest Opp Reb Avg		Highest Asst Avg		Most Blocks		Most Fouls			
828	2009	1,480	1977	66.8	1958	20.5	1989	172	2014	725	1979		
817	2001	1,388	1978	61.6	1959	19.0	1990	159	1992	708	2009		
793	2000	1,357	1988	61.6	1959	18.9	1974	146	1990	704	2001		
789	1979	1,347	1965	53.5	1961	18.8	1991	145	2000	697	2018		
776	1978	1,346	2010	52.8	1960	18.7	1978	141	1991	692	1978		
766	2018	1,304	1967	44.7	1977	18.2	1969	139	2015	671	2011		
733	1988	1,304	2011	43.8	1978	17.5	1987	137	1996	667	2000		
719	1977	1,298	1979	42.2	1979	17.4	1982	136	2001	659	2016		
711	2016	1,298	1979	41.8	1966	17.2	1986	134	2013	657	1977		
708	2019	1,296	2014	41.6	1981	17.0	1979	133	1993	650	1988		
		1,294	1968	41.3	1980	16.8	1988						
		Fewest Rebounds		Lowest Opp Reb Avg		Lowest Asst Avg		Fewest Blocks		Fewest Fouls			
414	2021	839	2021	30.1	2015	11.3	2000	41	1980	397	2021		
435	1998	884	2006	30.2	1984	12.1	2003	48	1985	425	1963		
461	1999	891	1958	31.1	2012	12.4	2001	48	1983	453	1998		
465	1986	910	2003	31.2	2011	12.6	2021	54	1984	463	1999		
474	1993	917	2004	31.2	2011	12.6	2021	58	1982	465	1994		
483	1994	917	1981	31.2	1964	12.8	2015	59	1981	473	1966		
499	1973	957	1983	31.6	2009	12.8	2002	67	2006	475	1986		
500	2013	960	1962	31.6	2004	12.9	1983	70	1986	476	1971		
501	2020	973	1984	31.8	1985	12.9	1980	75	2003	479	1964		
504	2006	977	1982	32.0	2008	13.2	1994	75	1979	480	1972		
				32.1	2005	13.2	1975						
		Most Opp. Rebounds		Highest Reb Margin		Most Steals		Most Turnovers		Most Foul Outs			
.777	2018	1,604	1958	+15.2	1965	294	1987	615	1974	34	1979		
.757	1998	1,335	1959	+13.1	1964	267	2020	603	1976	30	1980		
.751	1999	1,337	1977	+12.2	1967	258	1992	580	1977	27	1981		
.746	2017	1,320	1960	+10.2	1963	254	1978	533	1978	27	1978		
.738	2016	1,298	1987	+7.4	1974	252	2005	510	1988	27	1971		
.736	1984	1,245	1988	+6.6	1969	251	2018	510	1975	24	1970		
.733	1994	1,231	1961	+6.5	2012	245	1988	506	1979	24	1969		
.732	2003	1,225	1978	+6.4	1976	245	1988	489	2016	23	2009		
.732	1970	1,223	1979	+6.4	1972	237	2012	478	1989	23	2001		
.729	1990	1,217	2018	+5.9	2011	232	2010	477	1996	23	1982		
						232	2000						
		Fewest Opp. Rebounds		Lowest Reb Margin		Fewest Steals		Fewest Turnovers		Fewest Foul Outs			
.599	2021	771	2021	-29.7	1958	126	2021	328	2021	4	2010		
.604	1986	830	1963	-9.4	1959	153	1980	331	2003	4	1999		
.636	2001	884	2004	-6.3	1981	160	2004	361	2014	4	1989		
.636	1993	904	1964	-5.2	1961	160	2003	365	2006	5	2005		
.636	1976	933	2015	-5.2	1980	162	2014	367	2004	6	2012		
.637	1977	933	1965	-4.6	1960	165	1994	373	1993	7	2020		
.638	1973	961	1983	-4.2	2018	178	2015	384	1998	7	1994		
.645	1963	965	2006	-2.7	2006	179	2002	387	2010	7	1990		
.646	1965	967	2002	-2.7	2003	180	2016	390	1995	7	1976		
.646	1959	974	1967	-2.4	1984	183	2007	391	2002	8	2021		

ATTENDANCE RECORDS

LARGEST CROWDS - OVERALL

Attendance	Opponent	Site	Date
22,998	BYU	Provo, UT	2/25/78
22,700	BYU	Provo, UT	3/2/11
22,696	BYU	Provo, UT	1/29/83
22,688	BYU	Provo, UT	3/3/84
22,644	BYU	Provo, UT	2/27/10
22,184	BYU	Provo, UT	2/21/81
21,197	BYU	Provo, UT	3/3/72
21,278	BYU	Provo, UT	3/3/88
21,251	BYU	Provo, UT	2/18/89
20,954	BYU	Provo, UT	1/13/90
20,754	BYU	Provo, UT	2/17/73
20,732	BYU	Provo, UT	3/4/06
19,932	BYU	Provo, UT	1/26/08
19,745	BYU	Provo, UT	3/3/94
19,586	BYU	Provo, UT	1/4/82
19,521	BYU	Provo, UT	1/12/91
19,521	BYU	Provo, UT	2/5/87
19,452	UNLV	The Pit	1/17/76
19,360	Louisville	Louisville, KY	12/18/89
19,044	UNLV	The Pit	1/17/78

LARGEST CROWDS / THE PIT

Attendance	Opponent	Site	Date
19,452	UNLV	The Pit	1/17/76
19,044	UNLV	The Pit	1/17/78
18,796	Arizona	The Pit	2/9/78
18,676	Arizona	The Pit	1/24/76
18,670	Arizona State	The Pit	2/11/78
18,644	Syracuse	The Pit	12/30/77
18,614	UNLV	The Pit	1/17/78
18,490	New Mexico State	The Pit	12/9/75
18,372	UTEP	The Pit	1/28/84
18,309	New Mexico State	The Pit	12/20/86
18,296	Utah	The Pit	2/26/77
18,211	BYU	The Pit	1/26/78
18,192	UTEP	The Pit	1/25/86
18,188	Arizona State	The Pit	1/23/76
18,155	Utah	The Pit	1/28/78

LARGEST CROWDS / ROAD GAMES

Attendance	Opponent	Site	Date
22,998	BYU	Provo, UT	2/25/78
22,700	BYU	Provo, UT	3/2/11
22,696	BYU	Provo, UT	1/29/83
22,688	BYU	Provo, UT	3/3/84
22,644	BYU	Provo, UT	2/27/10
22,184	BYU	Provo, UT	2/21/81
21,197	BYU	Provo, UT	3/3/72
21,278	BYU	Provo, UT	3/3/88
21,251	BYU	Provo, UT	2/18/89
20,954	BYU	Provo, UT	1/13/90
20,754	BYU	Provo, UT	2/17/73
20,732	BYU	Provo, UT	3/4/06
19,932	BYU	Provo, UT	1/26/08
19,745	BYU	Provo, UT	3/3/94
19,586	BYU	Provo, UT	1/4/82

LARGEST CROWDS / NEUTRAL

Attendance	Opponent	Site	Date
18,500	San Diego State	Las Vegas, NV	3/15/13
18,500	BYU	Las Vegas, NV	3/11/11
18,500	San Diego State	Las Vegas, NV	3/12/10
18,493	Kansas	Kansas City, MO	12/14/13
18,167	Louisville	Portland, OR	3/17/12
17,955	Stanford	St. Louis, MO	3/21/14
17,509	Louisville	Pittsburgh, PA	3/16/97
17,509	Old Dominion	Pittsburgh, PA	3/14/97
17,081	Villanova	Nashville, TN	3/18/05
17,050	Long Beach St	Portland, OR	3/15/12

SMALLEST CROWDS - OVERALL*

Attendance	Opponent	Site	Date
201	Drake	Cancun, MEX	11/30/08
213	VCU	Cancun, MEX	11/29/08
600	Wichita State	Las Vegas, NV	12/22/06
800	Air Force	USAF, CO	1/19/84
800	Air Force	USAF, CO	2/10/83
847	UT Arlington	Arlington, TX	3/3/05
900	Abilene Christian	Abilene, TX	12/15/73
1,000	TCU	Niceville, FL	11/24/17
1,000	Hawai'i	Honolulu, HI	12/18/65
1,000	Hawai'i	Honolulu, HI	12/17/65
1,004	San Diego St	San Diego, CA	1/3/87
1,026	San Diego St	San Diego, CA	1/9/95
1,088	San Diego St	San Diego, CA	1/17/93
1,096	Cal ^{NIT}	Berkeley, CA	3/19/08
1,137	Davidson	Charleston, SC	11/24/13
1,144	Air Force	USAF, CO	1/4/96
1,200	Univ. of SW	Hobbs, NM	12/30/18
1,200	Air Force	USAF, CO	2/27/82
1,250	Maryland	Niceville, FL	11/25/17
1,288	San Jose State	San Jose, CA	1/1/20

SMALLEST CROWDS / THE PIT

Attendance	Opponent	Site	Date
4,011	Portland State	The Pit	1/5/77
4,693	South Florida ^{NIT}	The Pit	3/15/00
6,573	Loyola Marymount	The Pit	12/18/67
7,225	West Texas A&M	The Pit	12/13/67
7,241	Pepperdine ^{NIT}	The Pit	3/17/88
7,974	Nebraska ^{NIT}	The Pit	3/17/09
8,031	Arizona State	The Pit	2/2/67
8,100	Hawai'i	The Pit	12/16/67
8,163	Denver	The Pit	1/1/68
8,300	Denver	The Pit	1/2/67
8,669	Louisiana Tech ^{NIT}	The Pit	3/19/92
8,943	Evansville	The Pit	11/29/17
8,972	Air Force	The Pit	1/3/68
9,164	Creighton	The Pit	12/22/67
9,415	Rice	The Pit	12/19/17

SMALLEST CROWDS / ROAD GAMES

Attendance	Opponent	Site	Date
800	Air Force	USAF, CO	1/19/84
800	Air Force	USAF, CO	2/10/83
847	UT Arlington	Arlington, TX	3/3/05
900	Abilene Christian	Abilene, TX	12/15/73
1,000	Hawai'i	Honolulu, HI	12/18/65
1,000	Hawai'i	Honolulu, HI	12/17/65
1,004	San Diego St	San Diego, CA	1/3/87
1,026	San Diego St	San Diego, CA	1/9/95
1,088	San Diego St	San Diego, CA	1/17/93
1,096	Cal ^{NIT}	Berkeley, CA	3/19/08
1,144	Air Force	USAF, CO	1/4/96
1,200	Univ. of SW	Hobbs, NM	12/30/18
1,200	Air Force	USAF, CO	2/27/82
1,288	San Jose State	San Jose, CA	1/1/20
1,502	Hawai'i	Honolulu, HI	2/14/85

SMALLEST CROWDS / NEUTRAL

Attendance	Opponent	Site	Date
201	Drake	Cancun, MEX	11/30/08
213	VCU	Cancun, MEX	11/29/08
600	Wichita State	Las Vegas, NV	12/22/06
1,000	TCU	Niceville, FL	11/24/17
1,137	Davidson	Charleston, SC	11/24/13
1,250	Maryland	Niceville, FL	11/25/17
1,457	Santa Clara	Anaheim, CA	11/24/11
1,500	USC	Anchorage, AK	11/27/83
1,730	UMass	Charleston, SC	11/22/13
1,777	Washington St	Anaheim, CA	11/25/11

* smallest crowds do not include any games from the 2020-21 season when fans were prohibited/limited due to the COVID-19 pandemic

ATTENDANCE IN THE PIT

Year	Total	Gm Avg	Rank	Record
1966-67	191,669	15	12,778	2nd 14-1
1967-68	214,563	18	11,920	5th 16-2
1968-69	191,309	14	13,665	3rd 12-2
1969-70	191,207	14	13,673	3rd 10-4
1970-71	212,168	15	14,144	2nd 10-5
1971-72	186,660	14	13,333	6th 12-2
1972-73	200,923	14	14,352	6th 13-1
1973-74	217,913	15	14,528	4th 15-0
1974-75	210,381	15	14,025	4th 11-4
1975-76	247,021	16	15,439	2nd 12-4
1976-77	283,865	18	15,770	2nd 15-3
1977-78	292,995	17	17,235	2nd 16-1
1978-79	276,941	17	16,291	3rd 15-2
1979-80	267,087	18	14,838	7th 6-12
1980-81	272,525	16	17,033	3rd 9-7
1981-82	264,404	16	16,525	4th 13-3
1982-83	277,677	17	16,334	4th 13-4
1983-84	314,029	20	15,701	7th 16-4
1984-85	324,941	20	16,248	4th 14-6
1985-86	306,908	18	17,050	4th 14-4
1986-87	360,988	23	15,695	8th 19-4
1987-88	333,369	21	15,875	9th 19-2
1988-89	344,023	20	17,201	8th 15-5
1989-90	332,580	20	16,629	8th 17-3
1990-91	295,042	17	17,355	7th 15-2
1991-92	312,091	20	15,605	11th 15-5
1992-93	258,308	16	16,144	7th 15-1
1993-94	286,419	17	16,648	8th 16-1
1994-95	321,691	20	16,085	9th 12-8
1995-96	320,517	20	16,026	9th 19-1
1996-97	309,122	18	17,173	6th 18-0
1997-98	282,002	16	17,625	7th 15-1
1998-99	347,721	20	17,386	6th 19-1
1999-00	328,867	20	16,443	8th 13-7
2000-01	311,940	19	16,418	8th 15-4
2001-02	312,090	19	16,426	7th 14-5
2002-03	258,161	17	15,186	12th 10-7
2003-04	264,227	18	14,679	15th 14-4
2004-05	271,864	19	14,309	14th 18-1
2005-06	227,575	17	13,387	21st 15-2
2006-07	231,346	18	12,853	23rd 13-5
2007-08	258,493	18	14,361	18th 16-2
2008-09	251,883	18	13,994	17th 16-2
2009-10	244,718	18	13,595	22nd 17-1
2010-11	247,689	17	14,570	16th 14-3
2011-12	231,282	16	14,455	16th 14-2
2012-13	240,351	16	15,022	16th 15-1
2013-14	228,176	15	15,212	16th 13-2
2014-15	218,558	15	14,571	18th 10-5
2015-16	208,429	16	13,030	23rd 12-4
2016-17	176,532	15	11,769	37th 11-4
2017-18	185,013	17	10,883	33rd 13-4
2018-19	177,715	16	11,107	30th 9-7
2019-20	197,861	18	10,992	27th 15-3
Totals	14,121,298	937	15,070	--- 757-180

PIT RECORDS

TEAM RECORDS

MOST POINTS

136 UNM vs. UT Arlington (11/23/90)

FEWEST POINTS

32 Weber St vs. UNM (12/23/07)

BYU vs. UNM (2/3/97)

37 UNM vs. San Diego St (2/3/83)

MOST POINTS-HALF

76² UNM vs. UT Arlington (11/23/90)

FEWEST POINTS-HALF

9¹ Dartmouth vs. UNM (12/29/72)

17¹ UNM vs. Wyoming (3/7/15)

LARGEST COMBINED SCORE

235 New Mexico 136, UT Arlington 99 (11/23/90)

SMALLEST COMBINED SCORE

86 New Mexico 48, Wyoming 38 (2/11/12)

MARGIN OF VICTORY

71 UNM vs. Dartmouth, 107-36 (12/29/72)

MOST FIELD GOALS

59 UNM vs. UT Arlington (11/23/90)

MOST FIELD GOAL ATTEMPTS

105 UNM vs. NM Highlands (12/26/76)

HIGHEST FIELD GOAL PERCENTAGE

81.4 (35-43) UNM vs. Oregon State (11/30/85)

MOST 3-POINT FIELD GOALS

20 UNM vs. Santa Clara (11/13/04)

MOST 3-POINT FIELD GOAL ATTEMPTS

51 UT Arlington vs. UNM (11/23/90)

43 UNM vs. Dayton (1/1/10)

HIGHEST 3-POINT FIELD GOAL PERCENTAGE

72.2 (13-18) UNM vs. San Francisco State (11/22/03)

MOST FREE THROWS

47 UNM vs. Arizona (2/26/79)

MOST FREE THROW ATTEMPTS

60 UNM vs. Arizona (2/26/79)

HIGHEST FIELD GOAL PERCENTAGE

95.4 (21-22) UNM vs. Oregon (3/16/90)

MOST REBOUNDS

76 UNM vs. Dartmouth (12/29/72)

MOST ASSISTS

40 UNM vs. UT Arlington (11/23/90)

UNM vs. UCF (12/16/78)

MOST STEALS

20 UNM vs. Arizona (12/4/82)

MOST BLOCKS

12 UNM vs. Washington State (3/23/92)

UNM vs. Rider (12/23/87)

UNM vs. BYU (2/25/77)

INDIVIDUAL RECORDS

MOST POINTS

50 Marvin Johnson (UNM) vs. Colorado St (3/2/78)

MOST FIELD GOALS

21 Kenny Page (UNM) vs. Illinois Tech (12/21/79)

Marvin Johnson (UNM) vs. Colorado St (3/2/78)

MOST FIELD GOAL ATTEMPTS

39 Ben Monroe (UNM) vs. BYU (2/23/67)

HIGHEST FIELD GOAL PERCENTAGE

100.0 (12-12) Luc Longley (UNM) vs. UTA (11/23/90)

MOST 3-POINT FIELD GOALS

11 Bobby Phills (Southern) vs. Manhattan (12/28/90)

9 Ruben Douglas vs. Pacific (11/23/01)

MOST 3-POINT FIELD GOAL ATTEMPTS

21 Bobby Phills (Southern) vs. Manhattan (12/28/90)

15 Anthony Mathis vs. Central Arkansas (12/16/18)

15 Ruben Douglas vs. UNLV (1/27/03)

15 Rob Robbins vs. Wyoming (1/5/91)

MOST FREE THROWS

26 Ruben Douglas (UNM) vs. Utah (3/1/03)

MOST FIELD GOAL ATTEMPTS

31 Ruben Douglas (UNM) vs. Utah (3/1/03)

MOST REBOUNDS

23 Drew Gordon (UNM) vs. Utah (2/19/11)

23 Steve Malovic (San Diego St) vs. UNM (2/24/79)

23 Darryl Minniefield (UNM) vs. Utah (3/3/72)

23 Lew Alcindor (UCLA) vs. NM State (3/15/68)

MOST ASSISTS

21 Kelvin Scarborough (UNM) vs. Hawai'i (2/13/87)

MOST STEALS

10 Phil Abney (UNM) vs. Davidson (12/29/78)

MOST BLOCKS

10 Luc Longley (UNM) vs. Hardin-Simmons (11/24/89)

TOP SCORERS IN THE PIT

50 Marvin Johnson (UNM) vs. Colorado St (3/2/78)

47 Kenny Page (UNM) vs. Illinois Tech (12/21/79)

46 Marvin Johnson (UNM) vs. Kentucky St (12/5/77)

44 Kenny Page (UNM) vs. UTEP (3/1/80)

44 Kenny Page (UNM) vs. BYU (1/15/81)

43 Ruben Douglas (UNM) vs. Wyoming (2/15/03)

42 Greg Brown (UNM) vs. UTEP (2/5/94)

42 Bruce King (Iowa) vs. Pitt (12/30/76)

41 Timo Saarelainen (BYU) vs. UNM (2/7/85)

41 Ben Monroe (UNM) vs. BYU (2/23/67)

40 Ruben Douglas (UNM) vs. UNLV (1/27/03)

39 Ruben Douglas (UNM) vs. Utah (3/1/03)

39 Donta Richardson (Wyoming) vs. UNM (2/15/03)

39 Lamont Long (UNM) vs. Alcorn State (11/27/99)

38 Brian Merriweather (UTRGV) vs. UNM (12/8/98)

38 Ron Simpson (Rider) vs. UNM (12/23/87)

38 Brett Crawford (US International) vs. UNM (1/3/84)

38 Kenny Page (UNM) vs. Air Force (2/28/81)

38 Kenny Page (UNM) vs. Colorado St (2/7/80)

38 Bill Warner (Arizona) vs. UNM (1/17/70)

37 Charles Smith (UNM) vs. Hawai'i (2/22/97)

37 Bobby Phills (Southern) vs. Manhattan (12/28/90)

37 Pete Cross (San Francisco) vs. UNM (12/20/68)

36 J.R. Giddens (UNM) vs. Wyoming (2/9/08)

36 Ruben Douglas (UNM) vs. Southern Utah (12/21/02)

36 David Evans (Colorado St) vs. BYU (3/7/96)

36 Johnny Brown (UNM) vs. San Diego St (3/1/86)

36 Johnny Brown (UNM) vs. Alaska-Anch (12/28/84)

36 Willie Long (UNM) vs. Saint Joseph's (12/20/68)

TOP REBOUNDERS IN THE PIT

23 Drew Gordon (UNM) vs. Utah (2/19/11)

23 Steve Malovic (San Diego St) vs. UNM (2/24/79)

23 Darryl Minniefield (UNM) vs. Utah (3/3/72)

23 Lew Alcindor (UCLA) vs. NM State (3/15/68)

22 Ryan Watkins (Boise St) vs. UNM (1/21/14)

22 Lewis LaMar (UNM) vs. Fresno St (2/26/94)

UNM record in *The Pit* in italics if not the overall record

AP RANKINGS

1964-65
Feb. 22 10

1966-67
Preseason 6
Dec. 5 6
Dec. 12 5
Dec. 19 6
Dec. 26 5
Jan. 2 4
Jan. 9 3
Jan. 16 9

1967-68
Jan. 1 10
Jan. 8 9
Jan. 15 6
Jan. 22 4
Feb. 5 6
Feb. 12 5
Feb. 19 7
Feb. 26 7
Mar. 4 7
FINAL 6

1968-69
Preseason 9
Dec. 2 8
Dec. 9 5
Dec. 16 5
Dec. 23 6
Dec. 30 18
Feb. 3 18

1971-72
Preseason 16

1972-73
Jan. 1 16
Jan. 22 19
Feb. 5 20
Feb. 12 18
Feb. 19 15
Feb. 26 15

1973-74
Dec. 24 17
Jan. 2 12
Jan. 7 8
Jan. 14 15
Jan. 21 19
Jan. 28 17
Feb. 25 19
Mar. 4 17
Mar. 11 17
FINAL 20

1977-78
Jan. 16 20
Jan. 23 14
Jan. 30 10
Feb. 6 6
Feb. 13 5
Feb. 20 5
Feb. 27 8
Mar. 6 5
FINAL 12

1987-88
Jan. 11 18

1992-93
FINAL 21

1995-96
Jan. 1 25
Jan. 8 25
FINAL 23

1996-97
Preseason 17
Nov. 18 18
Nov. 25 19
Dec. 2 11
Dec. 9 15
Dec. 16 15
Dec. 23 14
Dec. 30 16
Jan. 6 18
Jan. 13 12
Jan. 20 15
Jan. 27 13
Feb. 3 9
Feb. 10 13
Feb. 17 10
Feb. 24 11
Mar. 3 14
FINAL 11

1997-98
Preseason 11
Nov. 17 11
Nov. 24 10
Dec. 1 8
Dec. 8 14
Dec. 15 14
Dec. 22 14
Dec. 29 12
Jan. 5 12
Jan. 12 15
Jan. 19 17
Jan. 26 14
Feb. 2 12
Feb. 9 11
Feb. 16 11
Feb. 23 16
Mar. 2 20
FINAL 18

1998-99
Preseason 20
Nov. 16 20
Nov. 23 20
Nov. 30 17
Dec. 7 12
Dec. 14 11
Dec. 21 11
Dec. 28 15
Jan. 4 15
Jan. 11 16
Jan. 18 12
Jan. 25 18
Feb. 1 17
Feb. 8 25
Feb. 15 24

Feb. 22 21
Mar. 1 25
FINAL 25

2009-10
Dec. 14 19
Dec. 21 13
Dec. 28 19
Jan. 4 15
Jan. 25 23
Feb. 1 15
Feb. 8 15
Feb. 15 12
Feb. 22 10
Mar. 1 8
Mar. 8 8
FINAL 8

2011-12
Feb. 20 18
FINAL 21

2012-13
Nov. 26 25
Dec. 3 18
Dec. 10 17
Dec. 17 16
Dec. 31 20
Jan. 7 25
Jan. 14 19
Jan. 21 15
Jan. 28 20
Feb. 4 15
Feb. 11 19
Feb. 18 16
Feb. 25 14
Mar. 4 12
Mar. 11 15
FINAL 10

2013-14
Preseason 23
Nov 11 22
Nov. 18 19
Feb. 24 25
Mar. 3 21
Mar. 10 20
FINAL 17

AP POLL HISTORY

Total Weeks in the AP Poll: 149
Weeks in the AP Top 10: 40
Most Consecutive Weeks in Top 25: 55 (1996-99)
Highest All-Time Ranking: No. 3 (1/9/67)
Highest Preseason Ranking: No. 6 (1966-67)
Highest Final Ranking: No. 6 (1967-68)

UNM vs. AP RANKED OPPONENTS

Overall Record: 51-111
vs. Top 10: 21-54
At The Pit: 30-32
vs. Mountain West Opponents (since 2000) 18-12

UNM's HIGHEST RANKED WINS

New Mexico 61, #1 Arizona 59 H (1/2/88)
#5 New Mexico 71, #2 UTEP 62 H (12/16/66)
New Mexico 82, #3 BYU 64 A (3/2/11)
New Mexico 70, #3 Arizona 68 H (12/21/99)
#14 New Mexico 77, #3 Utah 74 H (2/1/98)
#13 New Mexico 87, #4 Utah 71 H (2/1/97)
New Mexico 85, #5 Wyoming 72 H (1/9/88)
#6 New Mexico 72, #5 Utah 66 H (1/18/68)
New Mexico 85, #6 Nevada 58 H (1/5/19)
New Mexico 58, #6 San Diego State 44 H (2/22/14)
#16 New Mexico 79, #7 Arizona 78 H (1/16/99)
New Mexico 65, #7 UCLA 60 A (12/10/83)
New Mexico 81, #7 BYU 78 H (1/13/66)

UNM's BIGGEST UPSETS (wins when UNM was unranked)

New Mexico 61, #1 Arizona 59 H (1/2/88)
New Mexico 82, #3 BYU 64 A (3/2/11)
New Mexico 70, #3 Arizona 68 H (12/21/99)
New Mexico 85, #5 Wyoming 72 H (1/9/88)
New Mexico 85, #6 Nevada 58 H (1/5/19)
New Mexico 58, #6 San Diego State 44 H (2/22/14)
New Mexico 65, #7 UCLA 60 A (12/10/83)
New Mexico 81, #7 BYU 78 H (1/13/66)
New Mexico 55, #8 Cincinnati 54 A 12/27/12)
New Mexico 71, #8 Wichita State 68 N (12/22/06)
New Mexico 68, #8 NM State 66 H (2/1/69)
New Mexico 86, #8 NM State 66 A (1/29/69)

IN-SEASON TOURNAMENTS/EXHIBITIONS

IN-SEASON TOURNAMENTS

Year	Event (Location)	Place (Teams)
2019-20	Legends Classic (Brooklyn, NY)	3rd (4)
2017-18	Emerald Classic (Niceville, FL)	4th (4)
2016-17	Wooden Legacy (Fullerton, CA)	6th (8)
2015-16	Diamond Head Classic (Honolulu, HI)	8th (8)
2014-15	Puerto Rico Classic (San Juan, PR)	6th (8)
2013-14	Charleston Classic (Charleston, SC)	3rd (8)
2012-13	Paradise Jam (St. Thomas, USVI)	1st (8)
2011-12	76 Classic (Anaheim, CA)	5th (8)
2010-11	Las Vegas Invitational (Las Vegas, NV)	2nd (4)
2008-09	Cancun Classic (Cancun, Mexico)	4th (4)
2007-08	Basketball Travelers Inv. (Albuquerque)	1st (4)
2006-07	Las Vegas Invitational (Las Vegas, NV)	2nd (4)
	Lobo Invitational (Albuquerque)	1st (4)
2005-06	Jim Thorpe Classic (Albuquerque)	1st (4)
	Lobo Invitational (Albuquerque)	1st (4)
2004-05	NABC Classic (Albuquerque)	1st (4)
	Lobo Invitational (Albuquerque)	1st (4)
2003-04	Lobo Invitational (Albuquerque)	1st (4)
2002-03	Lobo Invitational (Albuquerque)	2nd (4)
2001-02	Hispanic College Fund Classic (ABQ)	2nd (4)
	Lobo Invitational (Albuquerque)	1st (4)
2000-01	Preseason NIT (ABQ/Philadelphia, PA)	QF (16)
	Lobo Invitational (Albuquerque)	1st (4)
1999-00	CoSIDA Classic (Albuquerque)	4th (4)
	Lobo Classic (Albuquerque)	1st (4)
	Lobo Invitational (Albuquerque)	2nd (4)
1998-99	Lobo Classic (Albuquerque)	1st (4)
	Lobo Invitational (Albuquerque)	1st (4)
1997-98	Lobo Classic (Albuquerque)	1st (4)
	Lobo Invitational (Albuquerque)	1st (4)
1996-97	Lobo Classic (Albuquerque)	1st (4)
	Lobo Invitational (Albuquerque)	1st (4)
1995-96	Lobo Classic (Albuquerque)	1st (4)
	Lobo Invitational (Albuquerque)	1st (4)
1994-95	Lobo Classic (Albuquerque)	2nd (4)
	Lobo Invitational (Albuquerque)	2nd (4)
1993-94	Lobo Classic (Albuquerque)	1st (4)
	Lobo Invitational (Albuquerque)	1st (4)
1992-93	Lobo Invitational (Albuquerque)	1st (4)
1991-92	Lobo Classic (Albuquerque)	1st (4)
	Lobo Invitational (Albuquerque)	1st (4)
1990-91	Lobo Classic (Albuquerque)	1st (4)
	Lobo Invitational (Albuquerque)	1st (4)
1989-90	Lobo Classic (Albuquerque)	1st (4)
	Lobo Invitational (Albuquerque)	1st (4)
1988-89	Lobo Classic (Albuquerque)	2nd (4)
	Lobo Invitational (Albuquerque)	1st (4)
1987-88	Preseason NIT (ABQ/New York)	4th (16)
	Lobo Invitational (Albuquerque)	1st (4)
1986-87	Maui Invitational (Wailuku, Hawai'i)	2nd (8)
	Lobo Invitational (Albuquerque)	2nd (4)
1985-86	Tip-Off Classic (Albuquerque)	1st (4)
	Lobo Invitational (Albuquerque)	2nd (4)
1984-85	Tribune Classic (Albuquerque)	2nd (4)
	Lobo Invitational (Albuquerque)	2nd (4)
1983-84	Great Alaska Shootout (Anchorage, AK)	7th (8)
	Lobo Invitational (Albuquerque)	1st (4)
1982-83	Lobo Invitational (Albuquerque)	1st (4)
1981-82	Lobo Invitational (Albuquerque)	1st (4)
1980-81	Lobo Invitational (Albuquerque)	1st (4)
1979-80	Nike Cage Classic (Albuquerque)	4th (4)
	Lobo Invitational (Albuquerque)	2nd (4)
1978-79	Fiesta Classic (Tempe, AZ)	2nd (4)
	Lobo Invitational (Albuquerque)	2nd (4)
1977-78	Lobo Invitational (Albuquerque)	2nd (4)
1976-77	Lobo Invitational (Albuquerque)	1st (4)

1975-76	Lobo Invitational (Albuquerque)	3rd (4)
1974-75	Trojan Classic (Los Angeles, CA)	2nd (4)
	Lobo Invitational (Albuquerque)	1st (4)
1973-74	Lobo Invitational (Albuquerque)	1st (4)
1972-73	Lobo Invitational (Albuquerque)	1st (4)
1971-72	Lobo Invitational (Albuquerque)	2nd (4)
	Far West Classic (Portland, OR)	4th (8)
1970-71	Lobo Invitational (Albuquerque)	3rd (4)
1969-70	Lobo Invitational (Albuquerque)	1st (4)
	Sugar Bowl Classic (New Orleans, LA)	4th (4)
1968-69	Lobo Invitational (Albuquerque)	1st (4)
1967-68	Lobo Invitational (Albuquerque)	1st (4)
1966-67	Lobo Invitational (Albuquerque)	1st (4)
1965-66	Sun Bowl Classic (El Paso, TX)	1st (4)
1961-62	Sun Bowl Classic (El Paso, TX)	2nd (4)
1959-60	Motor City Classic (Detroit, MI)	3rd (4)
1955-56	West Texas Invitational (Canyon, TX)	4th (4)
1952-53	West Texas Invitational (Canyon, TX)	4th (4)
1949-50	Sun Bowl Classic (El Paso, TX)	4th (4)
1948-49	Sunshine Classic (Portales, NM)	5th (8)

PRESEASON EXHIBITIONS

Date	Opponent	Score
11/27/72	Chilean National Team	W, 87-61
11/28/73	Athletes in Action	W, 94-73
11/22/74	Australian National Team	W, 92-85
11/24/75	Yugoslavian National Team	W, 67-65
11/24/76	Yugoslavian National Team	W, 86-81
11/18/77	Cuban National Team	W, 136-88
11/6/78	USSR National Team	L, 111-82
11/13/79	Athletes in Action	L, 91-73
11/20/80	Australian National Team	W, 112-84
11/12/81	Chinese National Team	W, 106-85
11/13/82	Windsor (Canada)	W, 131-68
11/11/83	Converse All-Stars	W, 99-98
11/3/84	Chinese National Team	W, 82-71
11/17/85	Irish Olympic Team	W, 58-54
11/16/86	Bosnia, Yugoslavia	L, 89-88
11/14/87	Simon Fraser	W, 116-79
11/14/88	Spirit Express	W, 86-84
11/19/88	Illawarra (Australia)	W, 90-76
11/13/89	Australian National Team	W, 65-61
11/18/89	Fort Hood	W, 75-58
11/11/90	Fort Sill	W, 125-91
11/17/90	TTL Bamberg (Germany)	W, 85-81
11/9/91	Fort Sill	W, 125-73
11/18/91	South Melbourne (Australia)	W, 105-71
11/24/92	Fort Sill	W, 104-53
11/28/92	Lithuania	W, 79-72
11/27/93	Fort Sill	W, 104-68
11/9/94	Fort Sill	W, 97-69
11/12/94	North Melbourne (Australia)	W, 90-67
11/20/95	All Army	W, 103-90
11/14/96	Spalding Americas	W, 82-37
11/5/97	Converse All-Stars	W, 91-53
11/15/97	California All-Stars	W, 87-77
11/9/98	California All-Stars	W, 102-101
11/11/99	Double Pump All-Stars	L, 100-90
11/3/00	California All-Stars	W, 97-90
11/9/00	California All-Stars SW	W, 79-62
11/1/01	EA Sports Central	W, 77-71
11/8/01	EA Sports Southwest	L, 87-81
11/1/02	EA Sports West	W, 97-86
11/15/02	EA Sports Southwest	W, 90-78
11/8/03	Team Ezybonds	W, 107-75
11/16/03	EA Sports Southwest	W, 75-71
11/1/04	Eastern New Mexico	W, 99-67
11/6/04	Sul Ross State	W, 94-63

11/5/05	New Mexico Highlands	W, 110-79
11/12/05	Seattle Pacific	W, 71-53
11/2/06	Western New Mexico	W, 98-42
11/2/07	Eastern New Mexico	W, 94-50
11/8/08	Western New Mexico	W, 88-59
11/3/09	New Mexico Highlands	W, 98-68
11/3/10	Eastern New Mexico	W, 80-58
11/6/10	Manchester	W, 107-62
11/1/11	Davenport	W, 92-54
11/5/11	Western New Mexico	W, 99-68
10/31/12	Victory	W, 105-64
11/5/12	New Mexico Highlands	W, 92-70
11/2/13	Eastern New Mexico	W, 87-68
11/6/13	Jamestown	W, 94-51
11/1/14	Western New Mexico	W, 89-45
11/7/14	Adams State	W, 62-50
11/2/15	CSU-Pueblo	W, 96-84
11/6/15	Rogers State	W, 80-69
11/2/16	Western New Mexico	W, 113-57
11/4/16	Eastern New Mexico	W, 88-66
10/27/17	BYU Hurricane Harvey Relief	L, 73-79
11/10/18	Northern New Mexico	W, 115-66
11/6/19	Eastern New Mexico	W, 92-71

IN-SEASON EXHIBITIONS

Date	Opponent	Score
1/17/73	vs. Army Redlanders ¹	W, 114-78

¹Honolulu, Hawaii

INTERNATIONAL TRIP EXHIBITIONS

Date	Opponent	Score
10/16/03	vs. Calgary ¹	W, 78-77
10/17/03	at Trinity Western	W, 82-68
10/18/03	vs. Vancouver All-Stars ¹	W, 87-66
10/18/03	at Simon Fraser	W, 92-70
5/26/07	at Bahamian Select ²	W, 73-71
5/27/07	at Bahamian Select ²	L, 76-71
5/28/07	at Sunshine Auto Ruff Ryders ²	W, 82-41
5/29/07	at Commonwealth Bank Giants ²	W, 75-71
8/6/13	at Sydney Kings ³	W, 87-85
8/8/13	at Kilsyth Cobras ⁴	W, 78-66
8/11/13	at Gold Coast All-Stars ⁵	W, 82-80

¹Vancouver, BC; ²Nassau, Bahamas; ³Sydney, Australia; ⁴Melbourne, Australia; ⁵Gold Coast, Australia

CONFERENCE TOURNAMENTS

MOUNTAIN WEST HISTORY

Year (Rd)	Seed	Opponent (Seed)	Score	Site
2021 (1st)	11	Fresno State (6)	L, 77-85	Las Vegas
2020 (1st)	7	San Jose State (10)	W, 79-66	Las Vegas
(QF)		Utah State (2)	L, 70-75	Las Vegas
2019 (1st)	7	Wyoming (10)	W, 78-68	Las Vegas
(QF)		Utah State (2)	L, 83-91	Las Vegas
2018 (QF)	3	Wyoming (6)	W, 85-75	Las Vegas
(SF)		Utah State (7)	W, 83-68	Las Vegas
(F)		San Diego St (4)	L, 75-82	Las Vegas
2017 (QF)	5	Fresno State (4)	L, 60-65	Las Vegas
2016 (QF)	4	Nevada (5)	L, 62-64	Las Vegas
2015 (1st)	8	Air Force (9)	L, 61-68	Las Vegas
2014 (QF)	2	Fresno State (7)	W, 93-77	Las Vegas
(SF)		Boise State (6)	W, 70-67	Las Vegas
(F)		San Diego State (1)	W, 64-58	Las Vegas
2013 (QF)	1	Wyoming (8)	W, 59-46	Las Vegas
(SF)		San Diego State (4)	W, 60-50	Las Vegas
(F)		UNLV (3)	W, 63-56	Las Vegas
2012 (QF)	2	Air Force (7)	W, 79-64	Las Vegas
(SF)		UNLV (3)	W, 72-67	Las Vegas
(F)		San Diego State (1)	W, 68-59	Las Vegas
2011 (QF)	5	Colorado State (4)	W, 67-61	Las Vegas
(SF)		BYU (1)	L, 76-87	Las Vegas
2010 (QF)	1	Air Force (9)	W, 75-69	Las Vegas
(SF)		San Diego State (4)	L, 69-72	Las Vegas
2009 (QF)	3	Wyoming (6)	L, 67-75	Las Vegas
2008 (QF)	3	Utah (6)	L-ot, 80-82	Las Vegas
2007 (1st)	9	TCU (8)	L, 54-62	Las Vegas
2006 (QF)	5	UNLV (4)	L, 64-65	Denver
2005 (QF)	2	BYU (7)	W, 85-71	Denver
(SF)		San Diego State (6)	W, 77-67	Denver
(F)		Utah (1)	W, 60-56	Denver
2004 (QF)	5	UNLV (4)	L, 53-55	Denver
2003 (QF)	7	BYU (2)	L, 56-71	Las Vegas
2002 (QF)	6	UNLV (3)	L-2ot, 117-120	Las Vegas
2001 (QF)	5	Colorado State (4)	W, 76-65	Las Vegas
(SF)		Utah (1)	W, 56-53	Las Vegas
(F)		BYU (2)	L, 65-69	Las Vegas
2000 (QF)	3	BYU (6)	L, 43-55	Las Vegas

WAC HISTORY

Year (Rd)	Seed	Opponent (Seed)	Score	Site
1999 (QF)	2P	Rice (3M)	W, 51-49	Las Vegas
(SF)		SMU (5M)	W, 57-56	Las Vegas
(F)		Utah (1P)	L, 45-60	Las Vegas
1998 (QF)	2M	Tulsa (3P)	W, 60-59	Las Vegas
(SF)		TCU (1P)	W, 80-73	Las Vegas
(F)		Utah (5M)	L, 51-56	Las Vegas
1997 (1st)	3M	San Jose State (6P)	W, 103-70	Las Vegas
(QF)		Hawaii (2P)	W, 65-57	Las Vegas
(SF)		Utah (1M)	L, 70-72	Las Vegas
1996 (QF)	2	San Diego State (7)	W, 94-75	Albuquerque
(SF)		Fresno State (3)	W-3ot, 104-99	Albuquerque
(F)		Utah (1)	W, 64-60	Albuquerque
1995 (QF)	5	Wyoming (4)	W, 63-56	Albuquerque
(SF)		Utah (1)	L, 50-86	Albuquerque
1994 (QF)	1	San Diego State (9)	W, 61-46	Salt Lake City
(SF)		Hawaii (4)	L, 58-61	Salt Lake City
1993 (QF)	3	Fresno State (6)	W, 72-48	Salt Lake City
(SF)		BYU (2)	W, 68-59	Salt Lake City
(F)		UTEP (4)	W, 76-65	Salt Lake City
1992 (QF)	3	Wyoming (6)	W, 89-83	Fort Collins
(SF)		UTEP (2)	L, 72-83	Fort Collins
1991 (QF)	3	Hawaii (6)	L, 67-68	Laramie
1990 (QF)	5	UTEP (4)	L, 61-78	El Paso
1989 (QF)	3	Air Force (6)	W, 74-60	Salt Lake City
(SF)		UTEP (2)	L, 57-89	Salt Lake City
1988 (QF)	5	UTEP (4)	L, 61-74	Provo
1987 (QF)	3	Colorado State (6)	W, 92-77	Albuquerque
(SF)		BYU (2)	W, 93-86	Albuquerque
(F)		Wyoming (4)	L, 62-64	Albuquerque
1986 (QF)	5	BYU (4)	W, 79-68	Laramie
(SF)		Wyoming (1)	L, 54-56	Laramie
1985 (QF)	3	Colorado State (6)	W, 62-56	Albuquerque
(SF)		San Diego State (2)	L, 84-98	El Paso
1984 (QF)	3	Utah (8)	W, 56-45	Albuquerque
(SF)		BYU (2)	W, 64-55	El Paso
(F)		UTEP (1)	L, 38-44	El Paso

WAC ALL-TOURNAMENT TEAM

1986	Johnny Brown
1987	Hunter Greene
	Rob Loeffel
1992	Willie Banks
1993	Steve Logan
	Ike Williams
1994	Greg Brown
1996	Charles Smith
	Kenny Thomas
1997	Lamont Long
1998	Lamont Long
	Kenny Thomas
1999	Lamont Long

MW ALL-TOURNAMENT TEAM

2001	Wayland White
	Marlon Palmer
2005	Alfred Neale
	Danny Granger
2010	Darington Hobson
2012	Tony Snell
	Drew Gordon
2013	Cameron Bairstow
	Tony Snell
2014	Cameron Bairstow
	Alex Kirk
	Kendall Williams
2018	Joe Furstinger
	Antino Jackson
2019	Vance Jackson

WAC TOURNAMENT MVP

1993	Ike Williams
1996	Kenny Thomas
1998	Kenny Thomas

MW TOURNAMENT MVP

2005	Danny Granger
2012	Drew Gordon
2013	Tony Snell
2014	Cameron Bairstow

CONFERENCE TOURNAMENT SERIES RECORDS

Opponent	Overall	WAC	MW	1st Round	Quarter	Semi	Final	Las Vegas	Denver	ABQ	Salt Lake	Fort Collins	Laramie	El Paso	Provo
Air Force	3-1	1-0	2-1	0-1	3-0	-	-	2-1	-	-	1-0	-	-	-	-
Boise St	1-0	-	1-0	-	-	1-0	-	1-0	-	-	-	-	-	-	-
BYU	5-4	4-0	1-4	-	2-2	3-1	0-1	0-4	1-0	1-0	1-0	-	1-0	1-0	-
Colorado St	4-0	2-0	2-0	-	4-0	-	-	2-0	-	2-0	-	-	-	-	-
Fresno St	3-2	2-0	1-2	0-1	2-1	1-0	-	1-2	-	1-0	1-0	-	-	-	-
Hawaii	1-2	1-2	-	-	1-1	0-1	-	1-0	-	-	0-1	-	0-1	-	-
Nevada	0-1	-	0-1	-	0-1	-	-	0-1	-	-	-	-	-	-	-
Rice	1-0	1-0	-	-	1-0	-	-	1-0	-	-	-	-	-	-	-
San Diego St	6-3	2-1	4-2	-	2-0	2-2	2-1	3-2	1-0	1-0	1-0	-	-	0-1	-
San Jose St	2-0	1-0	1-0	2-0	-	-	-	2-0	-	-	-	-	-	-	-
SMU	1-0	1-0	-	-	-	1-0	-	1-0	-	-	-	-	-	-	-
TCU	1-1	1-0	0-1	0-1	-	1-0	-	1-1	-	-	-	-	-	-	-
Tulsa	1-0	1-0	-	-	1-0	-	-	1-0	-	-	-	-	-	-	-
UNLV	2-3	-	2-3	-	0-3	1-0	1-0	2-1	0-2	-	-	-	-	-	-
Utah	4-4	2-4	2-0	-	1-0	1-2	2-2	1-3	1-0	2-1	-	-	-	-	-
Utah St	1-2	-	1-2	-	0-2	1-0	-	1-2	-	-	-	-	-	-	-
UTEP	1-5	1-5	-	-	0-2	0-2	1-1	-	-	-	1-1	0-1	-	0-2	0-1
Wyoming	5-3	2-2	3-1	1-0	4-1	0-1	0-1	3-1	-	1-1	-	1-0	0-1	-	-
TOTALS	42-31	22-14	20-17	3-3	21-13	12-9	6-6	23-18	3-2	8-2	5-2	1-1	1-2	1-3	0-1

CONFERENCE TOURNAMENT RECORDS

UNM / SINGLE GAME

MOST POINTS	117 at UNLV (2ot)	3/7/02
FEWEST POINTS	38 at UTEP	3/10/84
	43 vs. BYU	3/9/00
MOST FIELD GOALS	46 at UNLV (2ot)	3/7/02
FEWEST FIELD GOALS	14 at UTEP	3/10/84
	16 vs. BYU	3/9/00
MOST FIELD GOAL ATTEMPTS	87 at UNLV (2ot)	3/7/02
FEWEST FIELD GOAL ATTEMPTS	39 at UTEP	3/10/84
	42 vs. Wyoming	3/13/13
HIGHEST FIELD GOAL PERCENTAGE	.656 (42-64) vs. San Jose State	3/4/97
	.569 (29-51) vs. Fresno State	3/13/14
LOWEST FIELD GOAL PERCENTAGE	.276 (16-58) vs. BYU	3/9/00
MOST 3-POINT FIELD GOALS	12 three times	
FEWEST 3-POINT FIELD GOALS	1 vs. BYU	3/9/00
MOST 3-POINT FIELD GOAL ATTEMPTS	31 twice	
FEWEST 3-POINT FIELD GOAL ATTEMPTS	9 twice	
HIGHEST 3-POINT FIELD GOAL PERCENTAGE	.556 (10-18) vs. BYU	3/10/05
	.556 (10-18) at UNLV (2ot)	3/7/02
LOWEST 3-POINT FIELD GOAL PERCENTAGE	.067 (1-15) vs. BYU	3/9/00
MOST FREE THROWS	31 vs. Fresno State	3/13/14
	31 vs. Air Force	3/8/12
FEWEST FREE THROWS	3 vs. Fresno State	3/11/93
	5 vs. UNLV	3/9/06
MOST FREE THROWS ATTEMPTS	42 vs. BYU	3/6/86
	38 twice	
FEWEST FREE THROWS ATTEMPTS	8 vs. Rice	3/4/99
	10 vs. Utah	3/12/05
HIGHEST FREE THROW PERCENTAGE	1.00 (14-14) vs. San Jose State	3/4/20
LOWEST FREE THROW PERCENTAGE	.250 (3-12) vs. Fresno State	3/11/93
	.417 (5-12) vs. UNLV	3/9/06
MOST REBOUNDS	50 at UNLV (2ot)	3/7/02
FEWEST REBOUNDS	21 twice	
	23 vs. Fresno State	3/10/21
MOST ASSISTS	26 vs. BYU	3/10/05
FEWEST ASSISTS	5 vs. Utah	3/10/95
	7 twice	
MOST TURNOVERS	21 vs. San Jose State	3/4/20
FEWEST TURNOVERS	6 five times incl.	
	6 vs. San Diego State	3/12/10
MOST BLOCKS	6 three times	
FEWEST BLOCKS	0 six times	
MOST STEALS	15 twice	
	12 vs. Utah State	3/14/19
FEWEST STEALS	0 vs. BYU	3/13/03
MOST FOULS	30 at UNLV (2ot)	3/7/02
FEWEST FOULS	7 vs. Utah	3/6/99
	12 twice	
LARGEST MARGIN OF VICTORY	33 (103-70) vs. San Jose State	3/4/97
	16 (93-77) vs. Fresno State	3/13/14

OPPONENT / SINGLE GAME

MOST POINTS	120 at UNLV (2ot)	3/7/02
FEWEST POINTS	44 at UTEP	3/10/84
	46 Wyoming	3/13/13
MOST FIELD GOALS	40 at UNLV (2ot)	3/7/02
FEWEST FIELD GOALS	15 at UTEP	3/10/84
	16 Wyoming	3/13/13
MOST FIELD GOAL ATTEMPTS	76 Fresno State (3ot)	3/8/96
	73 at UNLV (2ot)	3/7/02
FEWEST FIELD GOAL ATTEMPTS	38 Wyoming	3/12/09
HIGHEST FIELD GOAL PERCENTAGE	.596 (28-47) Utah	3/10/95
	.587 (27-46) Fresno State	3/10/21
LOWEST FIELD GOAL PERCENTAGE	.267 (16-60) San Diego State	3/10/94
	.313 (20-64) San Diego State	3/15/13
MOST 3-POINT FIELD GOALS	12 Fresno State (3ot)	3/8/96
	10 three times	
FEWEST 3-POINT FIELD GOALS	2 twice	
	3 Utah	3/9/01
MOST 3-POINT FIELD GOAL ATTEMPTS	35 SMU	3/5/99
	31 UNLV	3/16/13
FEWEST 3-POINT FIELD GOAL ATTEMPTS	6 Hawai'i	3/7/91
	10 Utah	3/9/01
HIGHEST 3-POINT FIELD GOAL PERCENTAGE	.625 (10-16) San Diego State	3/12/10
LOWEST 3-POINT FIELD GOAL PERCENTAGE	.111 (2-18) BYU	3/12/93
	.227 (5-22) San Jose State	3/4/20
MOST FREE THROWS	35 Utah State	3/14/19
FEWEST FREE THROWS	2 Colorado State	3/6/85
	5 San Diego State	3/15/13
MOST FREE THROWS ATTEMPTS	45 Utah State	3/14/19
FEWEST FREE THROWS ATTEMPTS	2 Colorado State	3/6/85
	8 twice	
HIGHEST FREE THROW PERCENTAGE	.917 (11-12) Utah	3/7/97
	.889 (8-9) San Diego State	3/12/10
LOWEST FREE THROW PERCENTAGE	.417 (5-12) Tulsa	3/5/98
	.552 (16-20) Utah	3/9/01
MOST REBOUNDS	52 Fresno State (3ot)	3/8/96
	46 Utah State	3/14/19
FEWEST REBOUNDS	22 twice	
MOST ASSISTS	22 at UNLV (2ot)	3/7/02
FEWEST ASSISTS	5 San Diego State	3/15/14
MOST TURNOVERS	25 Fresno State	3/10/21
FEWEST TURNOVERS	3 at UNLV	3/9/12
MOST BLOCKS	7 three times	
FEWEST BLOCKS	0 five times	
MOST STEALS	12 three times (two MW)	
FEWEST STEALS	0 San Jose State	3/4/97
	1 Utah	3/9/01
MOST FOULS	28 BYU	3/6/86
	27 twice	
FEWEST FOULS	12 four times	
	13 three times	
LARGEST MARGIN OF VICTORY	36 (50-86) Utah	3/10/95
	15 (56-71) BYU	3/13/03

UNM INDIVIDUAL / SINGLE GAME


MOST POINTS	33 Clayton Shields vs. San Diego State (3/7/96)
	32 Ruben Douglas at UNLV (2ot) (3/7/02)
MOST FIELD GOALS	12 Ike Williams vs. BYU (3/12/93)
	12 Ruben Douglas at UNLV (3/7/02)
MOST FIELD GOAL ATTEMPTS	26 Hunter Greene vs. San Diego State (3/8/85)
	25 Ruben Douglas at UNLV (3/7/02)
HIGHEST FIELD GOAL PERCENTAGE (min 5 FGM)	85.7 (12-14) Ike Williams vs. BYU (3/12/93)
	85.7 (6-7) Troy Simons vs. Wyoming (3/8/18)
	85.7 (6-7) Joe Furstinger vs. Utah State (3/9/18)
MOST 3-POINT FIELD GOALS	5 six times (last Tony Snell at UNLV, 3/16/13)
MOST 3-POINT FIELD GOAL ATTEMPTS	12 Marlow White vs. Utah (3/10/95)
	11 three times
HIGHEST 3-POINT FIELD GOAL PERCENTAGE (min 4 3FGM)	100.0 (4-4) Jeremia Francis III vs. Fresno St (3/10/21)
MOST FREE THROWS	15 Cameron Bairstow vs. Boise St (3/14/14)
MOST FREE THROWS ATTEMPTS	18 Cameron Bairstow vs. Boise St (3/14/14)
HIGHEST FREE THROW PERCENTAGE	100.0 (10-10) Steve Logan vs. UTEP (3/13/93)
	100.0 (8-8) twice
MOST REBOUNDS	18 Lewis LaMar vs. San Diego State (3/10/94)
	17 J.R. Giddens vs. Utah (3/13/08)
MOST ASSISTS	12 Mark Walters vs. BYU (3/10/05)
MOST TURNOVERS	9 Charles Smith vs. Hawai'i (3/6/97)
	7 two times
MOST BLOCKS	5 Danny Granger vs. San Diego State (3/11/05)
MOST STEALS	6 Charles Smith vs. Fresno State (3ot) (3/8/96)
	6 David Gibson vs. TCU (3/6/98)
	5 three times
INDIVIDUAL / TOURNAMENT (2+ GP)	
MOST POINTS	75 Danny Granger (2005)
MOST FIELD GOALS	25 Ike Williams (1993)
MOST FIELD GOAL ATTEMPTS	51 Charles Smith (1996)
HIGHEST FIELD GOAL PERCENTAGE (5 FG/G)	68.9 (20-29) Joe Furstinger (2018)
MOST 3-POINT FIELD GOALS	12 Tony Snell (2013)
MOST 3-POINT FIELD GOAL ATTEMPTS	26 Clayton Shields (1996)
HIGHEST 3-POINT FIELD GOAL PERCENTAGE (2 3FG/G)	60.0 (12-20) Tony Snell (2013)
MOST FREE THROWS	33 Cameron Bairstow (2014)
MOST FREE THROWS ATTEMPTS	41 Cameron Bairstow (2014)
HIGHEST FREE THROW PERCENTAGE (2 FT/G)	100.0 (12-12) Charles Smith (1996)
MOST REBOUNDS	35 Kenny Thomas (1998)
MOST ASSISTS	19 David Gibson (1996)
MOST TURNOVERS	13 Keny Thomas (1998)
MOST BLOCKS	9 Danny Granger (2005)
MOST STEALS	9 David Gibson (1998)

Mountain West record in italics if not overall record

CONFERENCE CHAMPIONSHIPS




1964




1968




1974



1978



1993



1994



1996



2005



2009



2010



2012



2013



2014



Regular Season: 1964, 1968, 1974, 1978, 1994
Tournament: 1993, 1996



Regular Season: 2009, 2010, 2012, 2013
Tournament: 2005, 2012, 2013, 2014


BOB KING

The reason The Pit was built in 1966 and the reason Lobo basketball has its unbelievable following was because of this man...from 1900-62, the Lobos posted a record of 418-485 with zero postseason appearances...since that time, New Mexico has won more than 63 percent of its games and qualified for postseason play 26 times...in the eight years prior to Bob King's arrival, the Lobos never won more than seven games in a season..."Lobomania" was set in motion by King and his early teams that played in Johnson Gym...King's success created the need for a bigger arena, which came to life for the first time on Dec. 1, 1966...26 years later in 1992, the floor was appropriately named Bob King Court for the man who got it all started in New Mexico.

On October 2, 1992, University of New Mexico President Richard E. Peck announced that the basketball court at University Arena would be named in honor of Bob King, former UNM basketball coach. King coached the UNM men's basketball team to national prominence in the 1960's.

"We wanted to recognize Coach King's contributions to Lobo basketball," Peck said. "UNM's Memorial Committee recommended that we honor Coach King's accomplishments, and the naming of the court has allowed us to do so without diminishing the recognition which has already been paid to his colleagues, including former Director of Athletics Pete McDavid. The Bob King Court and the Pete McDavid Lounge are a tribute to two of the men who are responsible for the success of the facility we fondly call The Pit."

The Bob King Court was dedicated at formal ceremonies on Dec. 1, 1992. King passed away on Dec. 10, 2004, at the age of 81.



BOB KING'S ACCOMPLISHMENTS

AS AN ATHLETE

- All-State basketball player at Gravity (Iowa) High School
- Was a member of the University of Iowa's freshman team and graduated from Iowa in three years

EDUCATION

- Bachelor's degree in Physical Education from University of Iowa in 1947
- Master's degree in Educational Guidance and Psychology from Drake University in 1957

AS A COACH

- 205-75 record in 12 years at Britt and Algona HS in Iowa, and West High in Rockford, Ill.
- Assistant coach at Iowa (1960-62) under Sharm Scheuerman
- Head coach at University of New Mexico (1963-72) where he compiled a 175-89 record and is the second-winningest coach in Lobo history...led UNM to two Western Athletic Conference titles (1964, 1968), to three NIT appearances, including the finals in 1964, and one NCAA Tournament...produced 10 All-WAC performers and three All-Americans in Mel Daniels, Ron Nelson and Willie Long...before King's arrival at UNM, the Lobos had not had a winning season since 1953-54...never had a losing season at UNM...UNM has had just five losing seasons since King arrived...has been called the "Architect of Lobo Basketball"...biggest accomplishment was the building of University Arena, or The Pit, after UNM began winning under his auspices...in King's first three years at UNM, attendance doubled in Johnson Gym, prompting the construction of The Pit in 1965

AS AN ADMINISTRATOR

- Assistant Athletics Director at University of New Mexico (1972-73)
- Athletics Director at Indiana State University (1974-80)...the Sycamores advanced to the NCAA Championship in 1979 with Larry Bird leading the way - lost to Michigan State in the finals...during his tenure, King elevated the Indiana State football program to Division I status, ISU gained admittance to the Missouri Valley Conference, and interest and attendance improved at ISU basketball games

SPECIAL HONORS, CONTRIBUTIONS

- Officer in the Air Force (1943-46)
- Inducted into Albuquerque Sports Hall of Fame (1982)
- Inducted into UNM Athletic Hall of Honor (1987)



NCAA TOURNAMENT HISTORY

NCAA TOURNAMENT APPEARANCES

Year	Date	Region	Round	Site	Opponent	Result
1968	Mar. 15	West	Reg. Semi	Albuquerque, NM	Santa Clara	L, 73-86
	Mar. 16	West	Reg. 3rd	Albuquerque, NM	New Mexico State	L, 58-62
1974	Mar. 9	West	Reg. Qtr	Pocatello, ID	Idaho State	W, 73-65
	Mar. 14	West	Reg. Semi	Tucson, AZ	San Francisco	L, 61-64
	Mar. 16	West	Reg. 3rd	Tucson, AZ	Dayton	W, 66-61
1978	Mar. 11	West ^{2Q}	Reg. Qtr	Tempe, AZ	Cal State Fullerton ^{4L}	L, 85-90
1991	Mar. 14	East ¹⁴	1st Round	College Park, MD	Oklahoma State ³	L, 54-67
1993	Mar. 19	West ⁵	1st Round	Tucson, AZ	George Washington ¹²	L, 68-82
1994	Mar. 18	West ¹⁰	1st Round	Sacramento, CA	Virginia ⁷	L, 54-57
1996	Mar. 15	East ⁷	1st Round	Richmond, VA	Kansas State ¹⁰	W, 63-56
	Mar. 17	East ⁷	2nd Round	Richmond, VA	Georgetown ²	L, 62-73
1997	Mar. 14	East ³	1st Round	Pittsburgh, PA	Old Dominion ¹⁴	W, 59-55
	Mar. 16	East ³	2nd Round	Pittsburgh, PA	Louisville ⁶	L, 63-64
1998	Mar. 13	South ⁴	1st Round	Lexington, KY	Butler ¹³	W, 79-62
	Mar. 15	South ⁴	2nd Round	Lexington, KY	Syracuse ⁵	L, 46-56
1999	Mar. 11	West ⁹	1st Round	Denver, CO	Missouri ⁸	W, 61-59
	Mar. 13	West ⁹	2nd Round	Denver, CO	Connecticut ¹	L, 56-78
2005	Mar. 18	Syracuse ¹²	1st Round	Nashville, TN	Villanova ⁵	L, 47-55
2010	Mar. 18	East ³	1st Round	San Jose, CA	Montana ¹⁴	W, 62-57
	Mar. 20	East ³	2nd Round	San Jose, CA	Washington ¹¹	L, 64-82
2012	Mar. 15	West ⁵	2nd Round	Portland, OR	Long Beach State ¹²	W, 75-68
	Mar. 17	West ⁵	3rd Round	Portland, OR	Louisville ⁴	L, 56-59
2013	Mar. 21	West ³	1st Round	Salt Lake City, UT	Harvard ¹⁴	L, 62-68
2014	Mar. 21	South ⁷	1st Round	St. Louis, MO	Stanford ¹⁰	L, 53-58

NIT APPEARANCES

Year	Date	Round	Site	Opponent	Result
1964	Mar. 17	Quarterfinal	New York, NY	Drake	W, 65-60
	Mar. 19	Semifinal	New York, NY	NYU	W, 72-65
	Mar. 21	Final	New York, NY	Bradley	L, 54-86
1965	Mar. 15	Quarterfinal	New York, NY	St. John's	L, 54-61
1967	Mar. 11	1st Round	New York, NY	Syracuse	W, 66-64
	Mar. 13	Quarterfinal	New York, NY	Rutgers	L, 60-65
1973	Mar. 18	1st Round	New York, NY	Virginia Tech	L, 63-65
1979	Mar. 8	1st Round	Albuquerque, NM	Texas A&M	L, 68-79
1984	Mar. 14	1st Round	Albuquerque, NM	Lamar	L, 61-64
1985	Mar. 12	1st Round	Albuquerque, NM	Texas A&M	W, 80-67
	Mar. 19	2nd Round	Fresno, CA	Fresno State	L, 55-66
1986	Mar. 13	1st Round	Albuquerque, NM	Texas	L, 66-69
1987	Mar. 13	1st Round	Albuquerque, NM	Oregon State	L, 82-85
1988	Mar. 17	1st Round	Albuquerque, NM	Pepperdine	W, 86-75
	Mar. 22	2nd Round	Albuquerque, NM	Oregon	W, 78-59
	Mar. 25	Quarterfinal	Albuquerque, NM	Ohio State	L, 65-68
1989	Mar. 16	1st Round	Albuquerque, NM	Santa Clara	W, 91-76
	Mar. 21	2nd Round	Albuquerque, NM	Pepperdine	W, 86-69
	Mar. 23	Quarterfinal	Albuquerque, NM	Saint Louis	L, 65-66
1990	Mar. 16	1st Round	Albuquerque, NM	Oregon	W, 89-78
	Mar. 20	2nd Round	Albuquerque, NM	Oklahoma State	W, 90-88
	Mar. 23	Quarterfinal	Albuquerque, NM	Hawai'i	W, 80-58
	Mar. 26	Semifinal	New York, NY	Saint Louis	L, 73-80
1992	Mar. 28	3rd Place	New York, NY	Penn State	L-ot, 81-83
	Mar. 19	1st Round	Albuquerque, NM	Louisiana Tech	W, 90-84
	Mar. 23	2nd Round	Albuquerque, NM	Washington State	W, 79-71
2000	Mar. 27	Quarterfinal	Richmond, VA	Virginia	L, 71-76
	Mar. 15	1st Round	Albuquerque, NM	South Florida	W, 64-58
2001	Mar. 21	2nd Round	Winston-Salem, NC	Wake Forest	L, 65-72
	Mar. 14	1st Round	Albuquerque, NM	Baylor	W, 83-73
2002	Mar. 20	2nd Round	Albuquerque, NM	Pepperdine	W, 81-78
	Mar. 22	Quarterfinal	Memphis, TN	Memphis	L, 63-81
	Mar. 13	1st Round	Minneapolis, MN	Minnesota	L, 62-96
2008	Mar. 19	1st Round	Berkeley, CA	California	L, 66-68
2009	Mar. 17	1st Round	Albuquerque, NM	Nebraska	W, 83-71
	Mar. 19	2nd Round	Notre Dame, IN	Notre Dame	L, 68-70
2011	Mar. 21	1st Round	Tuscaloosa, AL	Alabama	L, 67-74

NCAA TOURNAMENT AT THE PIT

1968 West Regional

UCLA 58, New Mexico State 49
 Santa Clara 86, New Mexico 73
 New Mexico State 62, New Mexico 58
 UCLA 87, Santa Clara 66

1978 West Regional

Arkansas 74, UCLA 70 1
 Cal State Fullerton 75, San Francisco 72
 Arkansas 61, Cal State Fullerton 58

1983 Final Four

North Carolina State 67, Georgia 60
 Houston 94, Louisville 81
 North Carolina State 54, Houston 52

1985 West First & Second Rounds

Texas-El Paso 79, Tulsa 75
 North Carolina State 65, Nevada 56
 Alabama 50, Arizona 41
 Virginia Commonwealth 81, Marshall 65
 Alabama 63, Virginia Commonwealth 59
 North Carolina State 86, Texas-El Paso 73

1992 West Regional

Indiana 85, Florida State 74
 UCLA 85, New Mexico State 78
 Indiana 106, UCLA 79

1996 West First & Second Rounds

Syracuse 88, Montana State 55
 Drexel 75, Memphis 63
 Purdue 73, Western Carolina 71
 Georgia 81, Clemson 74
 Georgia 76, Purdue 69
 Syracuse 69, Drexel 58

2000 West Regional

Wisconsin 61, LSU 48
 Purdue 75, Gonzaga 66
 Wisconsin 64, Purdue 60

2002 First and Second Rounds

Missouri 93, Miami (Fla.) 80
 Ohio State 69, Davidson 64
 Wyoming 73, Gonzaga 66
 Arizona 86, UC Santa Barbara 81
 Missouri 83, Ohio State 67
 Arizona 68, Wyoming 60

2005 Albuquerque Regional

Louisville 93, Washington 79
 West Virginia 65, Texas Tech 60
 Louisville 93, West Virginia 85 (OT)

2012 Second and Third Rounds

Wisconsin 73, Montana 49
 Vanderbilt 79, Harvard 70
 Baylor 68, South Dakota State 60
 Colorado 68, UNLV 64
 Wisconsin 60, Vanderbilt 57
 Baylor 80, Colorado 63

NCAA TOURNAMENT RECORDS

UNM / SINGLE GAME

MOST POINTS

85 vs. Cal State Fullerton (1978)

FEWEST POINTS

46 vs. Syracuse (1998)

MOST FIELD GOALS

37 vs. Cal State Fullerton (1978)

FEWEST FIELD GOALS

14 Syracuse (1998)

MOST FIELD GOAL ATTEMPTS

76 at Idaho State (1974)

FEWEST FIELD GOAL ATTEMPTS

43 vs. Old Dominion (1997)

HIGHEST FIELD GOAL PERCENTAGE

53.1 (26-49) vs. San Francisco (1974)

LOWEST FIELD GOAL PERCENTAGE

25.5 (14-55) vs. Syracuse (1998)

MOST 3-POINT FIELD GOALS

9 vs. Butler (1998)

FEWEST 3-POINT FIELD GOALS

1 vs. Old Dominion (1997)

MOST 3-POINT FIELD GOAL ATTEMPTS

25 vs. Virginia (1994)

25 vs. Syracuse (1998)

25 vs. Villanova (2005)

FEWEST 3-POINT FIELD GOAL ATTEMPTS

11 vs. Old Dominion (1997)

HIGHEST 3-POINT FIELD GOAL PERCENTAGE

40.9 (9-22) vs. Butler (1998)

LOWEST 3-POINT FIELD GOAL PERCENTAGE

11.1 (1-11) vs. Old Dominion (1997)

MOST FREE THROWS

22 vs. Connecticut (1999)

FEWEST FREE THROWS

5 vs. Louisville (2012)

MOST FREE THROWS ATTEMPTS

29 vs. Santa Clara (1968)

FEWEST FREE THROWS ATTEMPTS

8 at Idaho State (1974)

8 vs. Louisville (2012)

HIGHEST FREE THROW PERCENTAGE

93.3 (14-15) vs. George Washington (1993)

LOWEST FREE THROW PERCENTAGE

41.2 (7-17) vs. Washington (2010)

MOST REBOUNDS

46 vs. Dayton (1974)

FEWEST REBOUNDS

23 vs. San Francisco (1974)

MOST ASSISTS

19 vs. Long Beach State (2012)

FEWEST ASSISTS

6 vs. Dayton (1974)

6 vs. Villanova (2005)

MOST TURNOVERS

26 vs. San Francisco (1974)

FEWEST TURNOVERS

6 vs. Kansas State (1996)

6 vs. Montana (2010)

MOST BLOCKS

7 vs. Old Dominion (1997)

7 vs. Long Beach State (2012)

FEWEST BLOCKS

0 vs. Georgetown (1996)

MOST STEALS

11 vs. Dayton (1974)

11 vs. Georgetown (1996)

FEWEST STEALS

0 at Idaho State (1974)

MOST FOULS

29 vs. Santa Clara (1968)

FEWEST FOULS

11 Butler (1998)

LARGEST MARGIN OF VICTORY

21 (69-48) vs. Kansas State (1996)

OPPONENT / SINGLE GAME

MOST POINTS

90 Cal State Fullerton (1978)

FEWEST POINTS

48 Kansas State (1996)

MOST FIELD GOALS

36 Cal State Fullerton (1978)

FEWEST FIELD GOALS

15 Kansas State (1996)

15 Villanova (2005)

MOST FIELD GOAL ATTEMPTS

72 Missouri (1999)

FEWEST FIELD GOAL ATTEMPTS

48 Louisville (2012)

HIGHEST FIELD GOAL PERCENTAGE

62.1 (36-58) Cal State Fullerton (1978)

LOWEST FIELD GOAL PERCENTAGE

28.3 (15-53) Villanova (2005)

MOST 3-POINT FIELD GOALS

8 Villanova (2005)

8 Washington (2010)

8 Stanford (2014)

FEWEST 3-POINT FIELD GOALS

2 Kansas State (1996)

MOST 3-POINT FIELD GOAL ATTEMPTS

29 Villanova (2005)

FEWEST 3-POINT FIELD GOAL ATTEMPTS

6 Oklahoma State (1991)

6 Kansas State (1996)

HIGHEST 3-POINT FIELD GOAL PERCENTAGE

53.3 (8-15) Stanford (2014)

LOWEST 3-POINT FIELD GOAL PERCENTAGE

20.0 (3-15) Old Dominion (1997)

MOST FREE THROWS

22 Oklahoma State (1991)

FEWEST FREE THROWS

3 Butler (1998)

MOST FREE THROWS ATTEMPTS

32 Santa Clara (1968)

FEWEST FREE THROWS ATTEMPTS

8 Butler (1998)

HIGHEST FREE THROW PERCENTAGE

88.9 (8-9) San Francisco (1974)

LOWEST FREE THROW PERCENTAGE

37.5 (3-8) Butler (1998)

MOST REBOUNDS

49 Syracuse (1998)

FEWEST REBOUNDS

24 New Mexico State (1968)

24 Cal State Fullerton (1978)

MOST ASSISTS

24 Cal State Fullerton (1978)

FEWEST ASSISTS

5 Dayton (1974)

MOST TURNOVERS

21 San Francisco (1974)

FEWEST TURNOVERS

5 Washington (2010)

MOST BLOCKS

7 George Washington (1993)

7 Missouri (1999)

7 Washington (2010)

FEWEST BLOCKS

0 Louisville (1997)

MOST STEALS

13 Georgetown (1996)

FEWEST STEALS

1 Louisville (1997)

MOST FOULS

24 Santa Clara (1968)

FEWEST FOULS

11 Virginia (1994)

LARGEST MARGIN OF VICTORY

22 (56-78) Connecticut (1999)

UNM INDIVIDUAL / SINGLE GAME

MOST POINTS

26 Ron Nelson vs. New Mexico State (1968)

25 Dairese Gary vs. Washington (2010)

25 Clayton Shields vs. Kansas State (1996)

MOST FIELD GOALS

11 Dairese Gary vs. Washington (2010)

11 Ron Sanford vs. New Mexico State (1968)

10 Cameron Bairstow vs. Stanford (2014)

MOST FIELD GOAL ATTEMPTS

23 Ron Nelson vs. New Mexico State (1968)

22 Bernard Hardin vs. Idaho State (1974)

21 Lamont Long vs. Butler (1998)

21 Charles Smith vs. Georgetown (1996)

HIGHEST FIELD GOAL PERCENTAGE (min 5 FGM)

86.7 (6-7) Mark Saiers vs. San Francisco (1974)

77.8 (7-9) Phil Abney vs. Cal State Fullerton (1978)

75.0 (6-8) Bill Hagins vs. Idaho State (1974)

MOST 3-POINT FIELD GOALS

3 nine times

MOST 3-POINT FIELD GOAL ATTEMPTS

10 Roman Martinez vs. Montana (2010)

10 Kevin Henry vs. Missouri (1999)

9 Clayton Shields vs. Syracuse (1998)

9 Marlow White vs. Virginia (1994)

HIGHEST 3-POINT FIELD GOAL PERCENTAGE (min 3 3FGM)

100.0 (3-3) Ben Baum vs. Butler (1998)

MOST FREE THROWS

9 Kenny Thomas vs. Missouri (1999)

9 Kevin Henry vs. Butler (1998)

8 Ron Nelson vs. New Mexico State (1968)

MOST FREE THROWS ATTEMPTS

11 Cameron Bairstow vs. Harvard (2014)

11 Kenny Thomas vs. Missouri (1999)

10 Dairese Gary vs. Montana (2010)

10 Kevin Henry vs. Butler (1998)

10 Kenny Thomas vs. Old Dominion (1997)

HIGHEST FREE THROW PERCENTAGE

100.0 (8-8) Ron Nelson vs. New Mexico State (1968)

100.0 (6-6) Kendall Williams vs. Harvard (2014)

100.0 (5-5) Lamont Long vs. Connecticut (1999)

MOST REBOUNDS

14 Drew Gordon vs. Louisville (2012)

14 Mark Saiers vs. Idaho State (1974)

13 Drew Gordon vs. Long Beach State (2012)

MOST ASSISTS

6 Darington Hobson vs. Montana (2010)

6 John Robinson II vs. Connecticut (1999)

6 Greg Schornstein vs. Georgetown (1996)

6 Mark Saiers vs. Idaho State (1974)

MOST TURNOVERS

11 Bernard Hardin vs. Dayton (1974)

7 David Gibson vs. Georgetown (1996)

7 Ike Williams vs. Oklahoma State (1991)

7 Bernard Hardin vs. San Francisco (1974)

MOST BLOCKS

4 Kenny Thomas vs. Missouri (1999)

4 Khari Jaxon vs. George Washington (1993)

MOST STEALS

5 Wendell Taylor vs. Dayton (1974)

4 Charles Smith vs. Georgetown (1996)

4 Clayton Shields vs. Kansas State (1996)

4 Willie Banks vs. Oklahoma State (1991)

NCAA TOURNAMENT BOX SCORES

NCAA WEST REGION 1ST ROUND

Santa Clara 86
New Mexico 73
March 15, 1968 / Albuquerque, N.M.

Santa Clara	MP	FG-A	3P-A	FT-A	REB	PF	A	TO	B	S	TP
O'Brien	-	7-7	-	4-5	10	3	-	-	-	-	18
Eagleson	-	0-2	-	0-2	1	4	-	-	-	-	0
Ogden	-	5-9	-	1-3	7	3	-	-	-	-	11
Hearney	-	3-7	-	1-1	6	1	-	-	-	-	7
Ogden	-	9-13	-	4-7	7	4	-	-	-	-	22
Diffley	-	1-2	-	5-9	5	2	-	-	-	-	7
Awtrey	-	5-11	-	3-5	5	5	-	-	-	-	13
Team					6						
TOTALS	200	34-56	-	18-32	43	24	-	-	-	-	86
FG% (60.7)		FT% (56.3)									

New Mexico	MP	FG-A	3P-A	FT-A	REB	PF	A	TO	B	S	TP
Culver	-	1-2	-	5-7	6	3	-	-	-	-	7
Nelson	-	9-19	-	2-3	1	5	-	-	-	-	20
Sanford	-	3-9	-	2-3	3	5	-	-	-	-	8
Shropshire	-	0-2	-	1-2	0	0	-	-	-	-	1
Griffith	-	1-4	-	-	1	1	-	-	-	-	2
Maes	-	1-1	-	-	0	1	-	-	-	-	2
Schaafsma	-	0-2	-	-	0	1	-	-	-	-	0
Jones	-	1-3	-	0-1	3	1	-	-	-	-	2
Lopez	-	2-4	-	3-5	4	3	-	-	-	-	7
Grimes	-	3-7	-	0-3	7	4	-	-	-	-	6
Team					10						
TOTALS	200	28-68	-	17-29	29	29	-	-	-	-	73
FG% (41.2)		FT% (58.6)									

Attendance: 15,345 Technical Fouls: None
Officials: Overby, Dreith

Santa Clara	45	41	-	86
New Mexico	34	39	-	73

NCAA WEST REGION CONSOLATION

New Mexico State 62
New Mexico 58
March 16, 1968 / Albuquerque, N.M.

NMSU	MP	FG-A	3P-A	FT-A	REB	PF	A	TO	B	S	TP
Evans	-	4-10	-	2-2	5	3	-	-	-	-	10
Murphy	-	0-2	-	1-1	1	1	-	-	-	-	1
Landis	-	5-7	-	2-4	2	1	-	-	-	-	12
Collins	-	6-11	-	5-6	1	2	-	-	-	-	17
Burgess	-	3-3	-	5-6	1	2	-	-	-	-	11
Collins	-	2-7	-	2-2	7	2	-	-	-	-	6
Lacey	-	1-9	-	3-3	7	5	-	-	-	-	5
Team					11						
TOTALS	200	21-49	-	20-24	24	16	-	-	-	-	62
FG% (42.9)		FT% (83.3)									

New Mexico	MP	FG-A	3P-A	FT-A	REB	PF	A	TO	B	S	TP
Nelson	-	9-23	-	8-8	2	0	-	-	-	-	26
Sanford	-	11-17	-	1-4	8	3	-	-	-	-	23
Shropshire	-	1-1	-	0-1	1	4	-	-	-	-	2
Griffith	-	-	-	-	0	1	-	-	-	-	0
Becker	-	1-2	-	1-2	3	4	-	-	-	-	3
Jones	-	0-3	-	-	1	2	-	-	-	-	0
Lopez	-	0-4	-	-	4	2	-	-	-	-	0
Grimes	-	1-4	-	2-5	9	5	-	-	-	-	4
Team					8						
TOTALS	200	23-54	-	12-20	28	21	-	-	-	-	58
FG% (42.6)		FT% (60.0)									

Attendance: 15,010
Technical Fouls: None
Officials: Smith, Dreith

New Mexico State	29	33	-	62
New Mexico	30	28	-	58

NCAA WEST REGION 1ST ROUND

New Mexico 73
Idaho State 65
March 9, 1974 / Pocatello, Idaho

New Mexico	MP	FG-A	3P-A	FT-A	REB	PF	A	TO	B	S	TP
Nava	36	3-12	-	-	2	2	0	3	2	0	6
Taylor	16	1-4	-	-	2	4	2	3	0	0	2
Hardin	34	8-22	-	3-3	6	2	0	1	1	0	19
King	26	2-5	-	0-1	1	1	3	0	0	0	4
Davis	1	1-1	-	-	0	0	0	0	0	0	2
Toppert	4	0-1	-	-	0	2	1	0	0	0	0
Battle	14	2-6	-	-	3	0	1	3	0	0	4
Saiers	34	8-15	-	2-2	14	1	6	2	0	0	18
Pokorski	6	1-1	-	-	4	3	0	1	0	0	2
Patterson	1	-	-	-	0	0	0	0	0	0	0
Hagins	31	6-8	-	2-2	10	3	0	3	0	0	14
Kruse	3	1-1	-	-	3	1	0	2	1	0	2
Team					5						
TOTALS	200	33-76	-	7-8	45	19	13	18	4	0	73
FG% (43.4)		FT% (87.5)									

Idaho State	MP	FG-A	3P-A	FT-A	REB	PF	A	TO	B	S	TP
Hoyt	39	7-18	-	-	5	0	3	3	0	11	14
Strannigan	11	1-5	-	2-2	0	3	0	2	0	0	4
Green	4	0-1	-	1-2	1	0	0	0	0	0	1
Gibbons	28	3-7	-	-	10	4	3	1	3	0	6
Krahn	4	-	-	-	0	1	0	0	0	0	0
Anderson	32	6-14	-	1-1	9	2	1	3	0	1	13
Rodriguez	26	0-3	-	2-2	2	4	6	7	0	2	2
Spindler	25	6-9	-	2-3	5	1	0	0	0	0	14
Kruidhof	6	0-2	-	-	1	0	0	1	0	0	0
Hayes	16	3-5	-	3-4	1	2	0	2	0	0	9
Doos	9	1-2	-	-	2	0	0	0	0	0	2
Team					2						
TOTALS	200	27-66	-	11-14	34	17	13	19	3	4	65
FG% (40.9)		FT% (78.6)									

Attendance: 9,400
Technical Fouls: New Mexico
Officials: Solomon, Harrold

New Mexico	39	34	-	73
Idaho State	34	31	-	65

NCAA WEST REGIONAL SEMIFINAL

New Mexico 61
San Francisco 64
March 14, 1974 / Tucson, Ariz.

New Mexico	MP	FG-A	3P-A	FT-A	REB	PF	A	TO	B	S	TP
Nava	30	2-8	-	-	2	3	1	3	1	2	4
Taylor	25	4-8	-	2-2	2	0	1	3	1	3	10
Hardin	33	7-14	-	2-3	7	3	1	7	2	3	16
King	16	3-3	-	4-4	1	2	2	1	0	0	10
Toppert	9	0-1	-	-	0	0	1	2	0	0	0
Battle	6	0-1	-	-	1	0	0	0	0	0	0
Saiers	35	6-7	-	-	5	3	0	3	0	0	12
Pokorski	7	0-1	-	-	0	0	0	1	1	0	0
Patterson	3	-	-	-	1	1	0	0	0	0	0
Hagins	36	4-6	-	1-2	4	0	1	6	0	0	9
Team					5						
TOTALS	200	26-49	-	9-11	23	12	7	26	5	8	61
FG% (53.1)		FT% (81.8)									

San Francisco	MP	FG-A	3P-A	FT-A	REB	PF	A	TO	B	S	TP
Boro	16	1-1	-	2-2	3	2	0	4	0	1	4
Smith	34	3-13	-	1-2	1	2	2	4	0	1	7
Randell	33	3-9	-	2-2	6	3	0	2	0	0	8
Coleman	28	2-3	-	-	1	5	2	4	0	0	4
Quantrom	6	1-1	-	-	1	1	0	1	0	0	2
Smith	30	8-12	-	2-2	3	0	1	0	0	2	18
Fernsten	17	3-5	-	1-1	3	3	0	4	1	0	7
Restani	36	7-12	-	-	4	2	2	2	0	1	14
Team					4						
TOTALS	200	28-56	-	8-9	26	18	7	21	1	5	64
FG% (50.0)		FT% (88.9)									

Attendance: 13,314 Technical Fouls: None
Officials: Wortman, Weiler

New Mexico	24	37	-	61
San Francisco	28	36	-	64

NCAA WEST REGIONAL CONSOLATION

Dayton 61
New Mexico 66
March 16, 1974 / Tucson, Ariz.

Dayton	MP	FG-A	3P-A	FT-A	REB	PF	A	TO	B	S	TP
Smith	40	10-20	-	2-2	4	4	1	6	0	2	22
Elijah	30	6-10	-	-	9	4	0	1	1	1	12
Davis	40	3-10	-	2-2	2	4	0	2	1	1	8
Sylvester	40	4-18	-	2-5	6	4	3	6	1	2	10
Von Lehman	26	0-1	-	-	4	5	0	3	0	2	0
Fisher	11	1-5	-	3-4	3	1	1	2	0	0	5
Testerman	6	-	-	-	0						

NCAA TOURNAMENT BOX SCORES

NCAA EAST REGION 1ST ROUND

New Mexico 54
Oklahoma State 67
March 14, 1991 / College Park, Md.

New Mexico	MP	FG-A	3P-A	FT-A	REB	PF	A	TO	B	S	TP
Williams	20	5-7	1-1	1-2	3	2	1	7	0	0	12
Longley	36	6-13	0-1	4-6	9	3	1	3	3	2	16
McBurrows	9	1-1	1-1	-	1	2	0	0	0	0	3
Miller	6	1-6	0-2	2-2	0	3	0	0	0	0	4
Taylor	20	1-2	-	-	3	2	0	2	0	1	2
Banks	40	5-11	0-2	-	4	0	4	1	0	4	10
Jaxon	7	-	-	-	0	5	0	1	0	0	0
McCrary	25	1-6	-	-	6	4	1	3	1	0	2
Robbins	31	2-7	1-5	-	5	1	2	1	0	0	5
Milford	1	-	-	-	0	0	0	0	0	0	0
TOTALS	200	22-56	3-12	7-10	34	23	9	18	5	7	54
FG% (39.3)		3Pt% (25.0)		FT% (70.0)							

Oklahoma St.	MP	FG-A	3P-A	FT-A	REB	PF	A	TO	B	S	TP
Williams	13	2-3	1-2	0-1	2	0	1	0	0	0	5
Alexander	36	1-7	0-1	6-6	1	1	2	4	0	0	8
Sahlstrom	11	1-4	-	-	1	3	1	0	1	1	2
Sutton	30	2-6	1-1	3-3	2	2	1	0	0	0	8
Hatcher	16	1-2	-	5-6	3	1	1	1	0	3	7
Potter	25	4-9	1-2	-	5	0	2	3	0	1	9
Houston	34	7-19	-	7-9	17	4	1	5	2	0	21
Pittman	35	3-12	-	1-4	13	4	0	3	1	0	7
TOTALS	200	21-62	3-6	22-29	47	15	9	17	4	5	67
FG% (33.9)		3Pt% (50.0)		FT% (75.9)							

Attendance: Technical Fouls: None
Officials: Crowley, Rose, Wood

New Mexico	26	28	-	54
Oklahoma State	26	41	-	67

NCAA WEST REGION 1ST ROUND

George Washington 82
New Mexico 68
March 19, 1993 / Tucson, Ariz.

George Washington	MP	FG-A	3P-A	FT-A	REB	PF	A	TO	B	S	TP
Surles	23	5-10	1-2	-	5	1	1	0	0	0	11
Pearsall	23	3-4	-	6-6	3	1	1	2	0	0	12
Evans	25	6-8	5-5	2-2	3	2	0	1	1	1	19
Kah	1	-	-	-	0	0	0	0	0	0	0
Hart	3	-	-	-	0	1	0	0	0	0	0
Ford	1	-	-	-	0	0	0	0	0	0	0
Jones	6	-	-	-	0	0	2	0	0	0	0
Brigham	23	2-6	0-2	2-4	6	2	0	2	1	0	6
Dare	27	7-13	-	3-5	10	2	0	1	3	0	17
Withers	1	1-3	-	-	1	0	0	0	0	0	2
Hammons	21	1-6	1-5	-	3	2	1	0	1	1	3
Holland	25	5-10	-	1-3	1	3	1	1	0	1	11
Moses	19	0-1	-	1-2	2	0	8	0	1	1	1
Wise	1	-	-	-	0	0	0	0	0	0	0
Team					1						
TOTALS	200	30-61	7-14	15-22	35	14	12	9	7	4	82
FG% (49.2)		3Pt% (50.0)		FT% (50.0)							

New Mexico	MP	FG-A	3P-A	FT-A	REB	PF	A	TO	B	S	TP
Logan	40	5-15	1-4	5-6	4	3	3	2	0	2	16
Williams	30	4-11	2-5	2-2	6	5	0	4	0	0	12
Brown	37	3-9	2-6	2-2	4	1	1	2	0	1	10
Thomas	1	-	-	-	0	0	0	0	0	0	0
LaMar	4	-	-	-	1	2	0	0	0	0	2
Neves	34	2-7	0-4	3-3	6	3	3	0	0	1	7
Jaxon	27	5-9	-	-	3	3	0	1	4	0	10
Griego	12	2-4	-	-	3	1	2	1	0	4	0
Milford	1	1-2	1-2	-	0	0	0	1	0	0	3
Heffner	14	2-3	-	2-2	2	4	0	2	0	1	6
Team					4						
TOTALS	200	24-60	6-21	14-15	33	22	9	13	5	5	68
FG% (40.0)		3Pt% (28.6)		FT% (93.3)							

Attendance: 13,532 Technical Fouls: None
Officials: Moreau, Pitts, Steed

George Washington	42	40	-	82
New Mexico	34	34	-	68

NCAA WEST REGION 1ST ROUND

New Mexico 54
Virginia 57
March 18, 1994 / Sacramento, Calif.

New Mexico	MP	FG-A	3P-A	FT-A	REB	PF	A	TO	B	S	TP
Smith	32	7-12	2-3	4-7	5	2	2	1	0	1	20
Brown	38	5-15	2-7	-	5	3	4	2	0	1	12
White	37	5-15	1-9	1-1	5	2	1	3	0	1	12
Pritchett	10	0-12	-	-	0	0	2	0	0	1	0
LaMar	34	2-4	-	-	8	4	0	2	2	1	4
Neves	35	2-10	1-6	1-2	7	2	1	1	0	1	6
Griego	3	0-1	-	-	1	0	0	0	0	0	0
Hayden	6	-	-	-	1	0	0	0	0	0	0
Schorstein	5	0-1	-	-	0	0	0	0	0	0	0
Willis					4						
Team					4						
TOTALS	200	21-60	6-25	6-10	36	13	8	11	2	6	54
FG% (35.0)		3Pt% (24.0)		FT% (60.0)							

Virginia	MP	FG-A	3P-A	FT-A	REB	PF	A	TO	B	S	TP
Burrough	38	9-19	0-1	2-6	8	1	1	2	1	0	20
Parker	35	1-5	0-1	-	4	1	2	2	1	0	2
Robinson	28	2-8	-	2-2	6	3	1	1	1	3	6
Havlicek	1	-	-	-	0	0	0	0	0	0	0
Deane	38	6-12	3-6	3-4	3	0	2	1	1	2	18
Williford	18	2-7	0-2	1-2	8	4	1	1	0	0	5
Barnes	20	2-5	-	-	4	0	0	2	1	0	4
Alexander	17	-	-	-	2	0	0	0	0	0	0
Powell	5	1-1	-	-	1	2	0	1	0	0	2
Davis	25	5-9	-	-	2	3	0	0	2	1	10
Team					4						
TOTALS	200	23-57	3-10	8-14	40	11	7	10	5	5	57
FG% (40.4)		3Pt% (30.0)		FT% (57.1)							

Attendance: 16,477
Technical Fouls: None
Officials: Valentine, Rodeheffer, Schumer

New Mexico	28	26	-	54
Virginia	24	33	-	57

NCAA EAST REGION 1ST ROUND

Kansas State 48
New Mexico 69
March 15, 1996 / Richmond, Va.

Kansas St.	MP	FG-A	3P-A	FT-A	REB	PF	A	TO	B	S	TP
Young	37	1-6	0-1	2-2	1	2	0	6	0	0	4
Davis	23	3-10	-	1-3	8	2	2	1	1	0	7
Eaker	22	3-6	-	0-2	3	3	0	2	2	0	6
Hatcher	36	2-14	2-4	8-10	5	2	2	1	0	1	14
May	26	3-6	-	1-1	4	3	0	1	0	0	7
Griffin	1	-	-	-	0	0	0	0	0	0	0
Swartzendruber	17	0-1	0-1	-	2	1	2	3	0	0	0
Gavin	2	-	-	-	0	0	0	0	0	0	0
Hill	3	-	-	-	0	0	0	0	0	0	0
Marsh	1	-	-	-	0	0	0	0	0	0	0
Rhodes	1	-	-	-	0	0	0	0	0	0	0
Dies	29	3-9	-	3-4	8	0	0	0	1	1	9
Williams	2	-	-	1-4	0	0	0	0	0	0	1
Team					11						
TOTALS	200	15-52	2-6	16-26	42	13	6	14	2	2	48
FG% (28.8)		3Pt% (33.3)		FT% (61.5)							

New Mexico	MP	FG-A	3P-A	FT-A	REB	PF	A	TO	B	S	TP
Shields	35	8-18	3-7	6-7	10	3	2	1	0	4	25
Schorstein	37	5-10	3-7	1-2	3	2	3	0	0	2	14
Thomas	10	2-3	-	-	4	4	1	1	1	1	4
Smith	34	7-19	1-6	-	4	1	4	2	0	2	15
Gibson	37	2-2	1-1	-	3	3	3	2	0	1	5
Franklin	1	0-2	0-1	-	0	0	0	0	0	0	0
White	1	-	-	-	0	0	0	0	0	0	0
Carruthers	1	0-1	-	-	1	0	0	0	0	0	0
Olney	12	0-2	0-2	-	0	2	2	0	0	0	0
Paddock	1	-	-	-	0	1	0	0	0	0	0
Santiago	7	-	-	2-2	2	1	0	0	1	0	2
Cotwright	24	1-4	-	2-2	7	4	0	0	0	0	4
Team					1						
TOTALS	200	25-61	8-24	11-13	35	21	15	6	2	10	69
FG% (41.0)		3Pt% (33.3)		FT% (84.6)							

Attendance: 11,859 Technical Fouls: None
Officials: Higgins, Bova, Shortnacy

Kansas State	30	18	-	48
New Mexico	31	38	-	69

NCAA EAST REGION 2ND ROUND

New Mexico 62
Georgetown 73
March 17, 1996 / Richmond, Va.

New Mexico	MP	FG-A	3P-A	FT-A	REB	PF	A	TO	B	S	TP
Shields	39	6-14	2-7	5-8	5	3	0	1	0	0	19
Schorstein	40	2-4	1-3	-	7	3	6	2	0	2	5
Thomas	27	3-5	-	3-5	7	5	1	2	0	1	9
Smith	35	5-21	1-7	2-2	3	3	3	2	0	4	13
Gibson	34	4-7	-	1-2	4	3	1	7	0	3	9
Olney	11	2-2	-	3-3	0	2	1	0	0	0	7
Cotwright	13	0-2	-	-	1	4	0	2	0	1	0
Santiago	1	-	-	-	0	0	0	0	0	0	0
Team					8						
TOTALS	200	22-55									

NCAA TOURNAMENT BOX SCORES

NCAA EAST REGION 2ND ROUND

Louisville **64**
New Mexico **63**
March 16, 1997 / Pittsburgh, Pa.

Louisville	MP	FG-A	3P-A	FT-A	REB	PF	A	TO	B	S	TP
Dantzier	33	2-8	0-0	4-4	6	2	2	2	0	0	8
Johnson	28	3-10	0-2	3-4	5	3	1	0	0	0	9
Sanders	33	4-7	0-1	0-2	6	3	2	1	0	1	8
Sims	22	1-2	0-0	4-4	6	4	2	2	0	0	6
Wheat	36	7-16	5-10	3-3	2	3	2	3	0	0	22
Williams	0+	0-0	0-0	0-0	0	0	0	0	0	0	0
Johnson, J.	4	0-0	0-0	0-0	0	1	0	0	0	0	0
Flynn	28	1-4	0-3	7-8	7	1	2	3	0	0	9
Johnson, E.	7	1-2	0-1	0-0	0	1	0	0	0	0	2
Smith	9	0-0	0-0	0-0	1	3	1	1	0	0	0
TOTALS	200	19-49	5-17	21-25	37	21	12	12	0	1	64
FG% (38.8)		3Pt% (29.4)		FT% (84.0)							

New Mexico	MP	FG-A	3P-A	FT-A	REB	PF	A	TO	B	S	TP
Smith	29	5-15	1-5	5-6	7	2	0	3	2	3	16
Shields	34	4-10	3-8	0-0	6	3	1	2	0	0	11
Thomas	32	2-4	0-1	4-4	3	5	1	3	1	2	8
Long	38	3-5	1-2	2-5	8	1	2	1	0	2	9
Gibson	40	0-4	0-0	2-3	2	2	4	2	0	1	2
Olney	14	3-7	2-6	2-2	2	3	1	0	0	0	10
Schorstein	6	1-2	0-1	0-0	1	2	0	0	0	0	2
Baum	1	0-0	0-0	0-0	0	0	0	0	0	0	0
Santiago	6	1-1	0-0	3-4	0	1	0	0	0	0	5
TOTALS	200	19-48	7-23	18-24	35	19	9	11	3	8	63
FG% (40)		3Pt% (30)		FT% (75)							

Attendance: 17,509
Technical Fouls: None
Officials: Range, Harrington, Sanzere UNM's Record: 25-8

Louisville	31	33	-	64
New Mexico	32	31	-	63

NCAA WEST REGION 1ST ROUND

Missouri **59**
No. 25 New Mexico **61**
March 11, 1999 / Denver, Colo.

New Mexico	MP	FG-A	3P-A	FT-A	REB	PF	A	TO	B	S	TP
Davis*	35	3-4	0-0	1-3	7	2	2	0	2	0	7
Thomas*	39	5-14	1-6	9-11	10	5	1	3	4	0	20
Long*	40	7-17	2-4	1-2	12	0	2	1	0	1	17
Henry*	36	4-15	3-10	0-0	2	1	2	1	0	0	11
Robinson II*	32	3-6	0-1	0-0	3	4	4	3	0	2	6
Walker	5	0-0	0-0	0-0	2	0	0	1	0	0	0
Hannah	13	0-5	0-0	0-0	4	0	3	2	0	1	0
TOTALS	200	22-61	6-21	11-16	45	12	14	12	6	4	61
FG% (36.1)		3Pt% (28.6)		FT% (68.8)							

Missouri	MP	FG-A	3P-A	FT-A	REB	PF	A	TO	B	S	TP
White*	27	6-19	1-3	3-4	12	4	2	2	1	0	16
Hardge*	30	4-11	0-0	2-3	8	3	2	2	0	0	10
Dooling*	27	1-8	0-0	2-2	5	0	2	2	1	2	4
Graver*	39	2-6	2-6	0-0	3	1	3	0	0	4	6
Woods*	32	5-12	1-5	0-0	2	1	1	1	1	1	11
Gilbert	15	2-5	0-3	0-0	1	1	0	0	2	0	4
Hafer	9	0-4	0-0	0-0	2	5	3	1	0	0	0
Parker	3	0-1	0-0	0-0	1	0	0	0	0	0	0
Schumacher	18	4-6	0-0	0-0	6	2	0	0	2	0	8
TOTALS	200	24-72	4-17	7-9	45	17	13	8	7	7	59
FG% (33.3)		3Pt% (23.5)		FT% (77.8)							

Attendance: 16,237
Technical Fouls: None
Officials: Scagliotta, Bova, Jones UNM's Record: 25-8

New Mexico	34	27	-	61
Missouri	28	31	-	59

NCAA EAST REGION 1ST ROUND

Butler **62**
No. 18 New Mexico **79**
March 13, 1998 / Lexington, Ky.

Butler	MP	FG-A	3P-A	FT-A	REB	PF	A	TO	B	S	TP
Neuhouser	20	1-6	0-0	1-4	5	1	1	1	0	1	3
Dudukovich	35	4-12	0-2	2-4	5	3	1	3	0	1	10
van Rijn	20	2-4	0-0	0-0	1	0	0	2	0	0	4
Rogers	34	5-8	1-3	0-0	3	2	8	4	0	2	11
Frazier	29	5-11	0-1	0-0	8	3	0	0	1	1	10
Graves, M.	30	7-14	3-10	0-0	2	2	0	0	0	1	17
Marshall	18	2-5	0-0	0-0	5	5	0	1	0	0	4
Gleseek	3	0-0	0-0	0-0	0	0	0	0	0	0	0
Jordan	5	1-2	1-2	0-0	1	1	0	0	0	0	3
Graves, A.	2	0-0	0-0	0-0	0	0	0	0	0	0	0
Hirschy	1	0-0	0-0	0-0	0	0	0	0	0	0	0
Pflugner	1	0-0	0-0	0-0	0	0	0	0	0	0	0
Hicks	1	0-1	0-1	0-0	0	0	0	0	0	0	0
Myers	1	0-0	0-0	0-0	0	0	1	0	0	0	0
TOTALS	200	27-63	5-19	3-8	31	17	11	11	1	6	62
FG% (42.9)		3Pt% (26.3)		FT% (37.5)							

New Mexico	MP	FG-A	3P-A	FT-A	REB	PF	A	TO	B	S	TP
Long	40	9-21	0-4	4-4	5	1	2	2	0	3	22
Thomas	25	1-4	1-3	0-0	5	5	4	3	0	0	3
Davis	0+	0-0	0-0	0-0	0	0	0	0	0	0	0
Henry	35	2-4	1-3	9-10	2	2	5	3	0	2	14
Shields	40	5-14	3-8	4-5	9	2	1	3	1	0	17
Gibson	22	2-4	0-0	0-0	3	1	1	1	0	0	4
Baum	25	5-8	3-3	1-2	6	0	0	0	0	0	14
Starkey	13	1-3	1-1	2-2	7	0	1	1	1	1	5
Andrews	0+	0-0	0-0	0-0	0	0	0	0	0	0	0
White	0+	0-0	0-0	0-0	0	0	0	0	0	0	0
Noce	0+	0-1	0-0	0-0	0	0	0	0	0	0	0
TOTALS	200	25-59	9-22	20-23	41	11	14	13	2	6	79
FG% (42.4)		3Pt% (40.9)		FT% (87.0)							

Attendance: 15,622
Technical Fouls: None
Officials: Hillary, McDonald, Shows UNM's Record: 24-7

Butler	24	38	-	62
New Mexico	31	48	-	79

NCAA WEST REGION 2ND ROUND

No. 3 Connecticut **78**
No. 25 New Mexico **56**
March 13, 1999 / Denver, Colo.

New Mexico	MP	FG-A	3P-A	FT-A	REB	PF	A	TO	B	S	TP
Davis*	21	0-1	0-0	2-2	4	2	0	1	0	0	2
Thomas*	30	0-6	0-3	1-2	11	4	1	2	2	2	1
Long*	40	4-18	2-5	5-5	6	1	1	1	0	2	15
Henry*	34	3-7	2-6	0-0	2	3	0	3	0	0	8
Robinson II*	39	1-13	0-6	7-8	1	3	6	2	0	0	9
Lightfoot	3	0-1	0-1	0-0	0	1	0	0	0	0	0
Walker	29	7-11	0-0	7-8	6	2	0	1	0	0	21
Hannah	4	0-0	0-0	0-0	0	0	0	0	0	0	0
TOTALS	200	15-57	4-21	22-25	33	16	8	10	2	4	56
FG% (26.3)		3Pt% (19.0)		FT% (88.0)							

Connecticut	MP	FG-A	3P-A	FT-A	REB	PF	A	TO	B	S	TP
Freeman*	29	4-6	0-0	1-2	5	2	0	1	0	0	9
Hamilton*	33	7-18	1-5	6-6	5	1	1	2	2	1	21
Voskuhl*	20	1-4	0-0	2-2	9	3	1	1	0	0	4
Moore*	29	2-5	1-3	1-2	4	2	2	2	0	0	6
El-Amin*	30	8-16	3-7	2-2	7	1	2	1	1	0	21
Jones	13	1-3	0-1	2-4	2	0	1	0	0	0	4
Klaiber	2	0-0	0-0	0-0	0	0	0	0	0	0	0
Mouring	2	0-1	0-0	0-0	0	0	0	0	0	0	0
Harrison	14	1-2	1-1	0-0	0	1	3	1	0	0	3
Wane	9	0-1	0-0	0-0	2	3	2	1	0	1	0
Saunders	19	4-6	0-0	2-2	10	3	0	1	0	0	10
TOTALS	200	28-62	6-17	16-20	45	16	12	10	3	2	78
FG% (45.2)		3Pt% (35.3)		FT% (80.0)							

Attendance: 16,237
Technical Fouls: None
Officials: Scagliotta, Boudreaux, Bova UNM's Record: 25-9

New Mexico	22	34	-	56
Connecticut	37	41	-	78

NCAA TOURNAMENT 2ND ROUND

No. 21 Syracuse **56**
No. 18 New Mexico **46**
March 15, 1998 / Lexington, Ky.

Syracuse	MP	FG-A	3P-A	FT-A	REB	PF	A	TO	B	S	TP
Blackwell	36	3-9	0-0	2-2	10	1	3	1	0	1	8
Burgan	40	7-14	0-3	6-7	10	2	2	2	1	1	20
Thomas	35	5-10	0-0	2-2	11	4	0	2	4	0	12
Hart	39	1-11	1-7	0-1	7	2	4	2	0	2	3
Janulis	37	4-12	2-7	0-1	8	3	4	1	0	0	10
Ovcina	9	1-4	1-2	0-0	2	0	0	0	0	0	3
Griffin	4	0-2	0-0	0-0	1	0	0	0	0	1	0
TOTALS	200	21-62	4-19	10-13	49	12	13	8	5	5	56
FG% (33.9)		3Pt% (21.1)		FT% (76.9)							

New Mexico	MP	FG-A	3P-A	FT-A	REB	PF	A	TO	B	S	TP
Shields	40	3-11	2-9	2-3	5	1	2	0	0	0	10
Baum	6	0-2	0-1	0-0	2	0	0	1	0	0	0
Thomas	39	4-16	0-0	4-5	12	2	2	2	3	2	12
Gibson	35										

NCAA TOURNAMENT BOX SCORES

NCAA EAST REGION 1ST ROUND

Montana 57
No. 8/10 New Mexico 62
 March 18, 2010 / San Jose, Calif.

Montana	MP	FG-A	3P-A	FT-A	REB	PF	A	TO	B	S	TP
McGillis*	7	0-1	0-1	0-0	0-0-0	1	2	1	0	0	0
Qvale*	37	12-16	0-0	2-4	3-10-13	4	2	1	2	0	26
Staudacher*	31	2-7	2-7	0-0	0-1-1	3	1	0	0	0	6
Cherry*	27	3-9	2-3	0-0	0-2-2	4	4	1	0	3	8
Johnson*	35	1-12	0-4	4-6	1-0-1	3	2	4	0	0	6
Young	10	0-1	0-1	0-0	0-1-1	1	0	0	0	0	0
Taylor	15	1-3	0-2	0-0	0-0-0	1	0	1	0	0	2
Stockton	3	0-0	0-0	0-0	0-2-2	2	2	0	0	0	0
Selvig	32	3-4	2-3	1-2	3-6-9	1	4	4	0	1	9
Banny	2	0-1	0-0	0-0	1-0-1	1	0	0	0	1	0
Ward	1	0-0	0-0	0-0	0-0-0	0	0	0	0	0	0
Team					3-4-7						
TOTALS	200	22-54	6-21	7-12	11-26-37	21	17	12	2	5	57
FG% (40.7)		3Pt% (28.6)		FT% (58.3)							

New Mexico	MP	FG-A	3P-A	FT-A	REB	PF	A	TO	B	S	TP
Hardeman*	25	3-6	0-0	1-3	1-1-2	4	0	0	1	1	7
Martinez*	40	7-17	3-10	2-3	2-4-6	2	4	2	2	1	19
Hobson*	38	4-8	0-3	3-6	2-9-11	2	6	2	0	2	11
Gary*	32	4-9	0-0	7-10	1-1-2	1	3	3	0	1	15
McDonald*	36	3-6	2-5	0-1	1-1-2	2	0	0	0	1	8
Adams	2	0-1	0-0	0-0	1-1-2	0	0	0	0	0	2
Garth	10	0-2	0-1	0-0	1-0-1	0	1	1	0	1	0
Fenton	2	0-1	0-1	0-0	0-0-0	1	0	0	0	0	0
Brown	15	1-3	0-0	0-0	0-3-3	2	0	0	0	1	2
Team					1-1-2						
TOTALS	200	22-53	5-20	13-23	10-21-31	14	14	6	3	8	62
FG% (41.5)		3Pt% (25.0)		FT% (56.5)							

Attendance: 15,427 Technical Fouls: None
 Officials: Whitehead, Padilla, Lusk UNM's Record: 30-4

Montana	29	28	-	57
New Mexico	28	34	-	62

NCAA EAST REGION 2ND ROUND

Washington 82
No. 8/10 New Mexico 64
 March 20, 2010 / San Jose, Calif.

Washington	MP	FG-A	3P-A	FT-A	REB	PF	A	TO	B	S	TP
Bryan-Amaning*	26	7-10	0-0	1-4	3-6-9	1	1	1	2	0	15
Holiday*	27	2-7	1-2	0-0	1-6-7	4	4	0	3	3	5
Thomas*	28	5-14	4-7	1-2	0-2-2	2	7	2	0	2	15
Gaddy*	21	2-3	0-0	1-1	0-0-0	1	3	1	0	0	5
Pondexter*	30	7-12	0-0	4-4	3-2-5	3	1	1	0	0	18
Overton	21	3-6	0-2	0-0	1-2-3	2	1	0	0	0	6
Trent	3	1-1	0-0	0-0	0-3-3	0	0	0	0	0	2
Suggs	10	2-2	1-1	0-0	0-0-0	0	1	0	0	0	5
Turner	19	3-8	2-5	2-3	0-2-2	1	1	0	0	1	10
Breshers	3	0-0	0-0	0-1	0-0-0	2	1	0	0	0	0
Sherrer	1	0-0	0-0	0-2	0-0-0	0	0	0	0	0	0
Gant	11	0-3	0-0	1-2	2-2-4	2	1	0	2	0	1
Team					2-3-5						
TOTALS	200	32-66	8-17	10-20	12-28-40	18	21	5	7	6	82
FG% (48.5)		3Pt% (47.1)		FT% (50.0)							

New Mexico	MP	FG-A	3P-A	FT-A	REB	PF	A	TO	B	S	TP
Hardeman*	31	2-6	0-0	0-3	3-2-5	3	0	0	0	0	4
Martinez*	30	3-10	2-7	2-3	0-3-3	3	0	1	0	0	10
Hobson*	33	5-11	1-2	0-2	2-7-9	4	2	4	0	0	11
Gary*	32	11-20	0-1	3-5	2-2-4	1	4	2	0	1	25
McDonald*	24	1-4	1-3	0-0	1-2-3	2	0	2	0	0	3
Dennis	2	0-1	0-1	0-0	0-0-0	0	0	0	0	0	0
Adams	5	0-0	0-0	0-0	0-1-1	2	0	1	0	0	0
Garth	18	2-7	0-2	1-2	0-1-1	1	1	0	0	0	5
Fenton	8	1-2	1-1	0-0	0-1-1	1	0	1	0	0	3
Brown	17	1-5	0-0	1-2	3-3-6	1	0	0	1	0	3
Team					2-3-5						
TOTALS	200	26-66	5-17	7-17	13-25-38	18	7	11	1	1	64
FG% (39.4)		3Pt% (29.4)		FT% (41.2)							

Attendance: 16,044 Technical Fouls: None
 Officials: Eades, Driscoll, Sanzere UNM's Record: 30-5

Washington	44	38	-	82
New Mexico	32	32	-	64

NCAA WEST REGION 2ND ROUND

Long Beach State 68
No. 21/22 New Mexico 75
 March 15, 2012 / Portland, Ore.

Long Beach St.	MP	FG-A	3P-A	FT-A	REB	PF	A	TO	B	S	TP
Phelps*	25	3-8	0-0	0-2	3-2-5	2	0	3	1	1	6
Ennis*	37	6-10	0-1	1-1	2-5-7	4	5	2	1	2	13
Robinson*	37	6-15	0-0	0-1	8-6-14	1	1	3	0	1	12
Anderson*	17	2-5	1-3	0-0	0-1-1	2	0	1	0	1	5
Ware*	36	5-19	2-9	5-7	0-3-3	3	6	2	0	0	17
Pappageorge	5	0-1	0-1	0-0	0-0-0	2	0	0	0	0	0
Caffey	25	5-6	1-2	0-0	1-0-1	1	0	1	0	1	11
Dervisevic	18	1-1	0-0	2-3	0-3-3	4	1	3	0	0	4
Shepherd	0+	0-0	0-0	0-0	0-0-0	0	0	0	0	0	0
Team					2-0-2						
TOTALS	200	28-65	4-16	8-14	16-20-36	19	13	15	2	6	68
FG% (43.1)		3Pt% (25.0)		FT% (57.1)							

New Mexico	MP	FG-A	3P-A	FT-A	REB	PF	A	TO	B	S	TP
Hardeman*	15	1-2	0-0	1-2	0-0-0	3	0	2	0	1	3
Gordon*	36	7-10	0-0	4-6	5-8-13	2	1	1	1	1	18
Greenwood*	27	3-6	2-5	4-4	0-4-4	1	4	2	0	2	12
Williams*	35	6-11	2-5	2-2	1-2-3	3	5	2	1	2	16
Snell*	18	0-4	0-3	0-0	0-0-0	0	2	0	0	1	0
Fenton	13	2-4	1-3	0-0	1-2-3	1	3	4	0	0	5
McDonald	10	1-2	1-2	0-0	0-0-0	1	2	0	0	0	3
Walker	20	2-7	1-3	6-8	0-4-4	2	1	2	1	0	11
Bairstow	26	3-4	0-0	1-2	0-3-3	3	1	1	2	1	7
Team					0-1-1						
TOTALS	200	25-50	7-21	18-24	7-24-31	16	19	14	7	6	75
FG% (50.0)		3Pt% (33.3)		FT% (75.0)							

Attendance: 17,050 Technical Fouls: None
 Officials: Eades, George, Nester UNM's Record: 28-6

Long Beach State	29	39	-	68
New Mexico	33	42	-	75

NCAA WEST REGION 3RD ROUND

No. 21/22 New Mexico 56
No. 17/18 Louisville 59
 March 17, 2012 / Portland, Ore.

New Mexico	MP	FG-A	3P-A	FT-A	REB	PF	A	TO	B	S	TP
Hardeman*	29	4-7	0-0	0-1	3-3-6	1	0	2	0	0	8
Gordon*	35	8-15	1-1	4-5	9-5-14	2	2	1	0	1	21
Greenwood*	27	0-4	0-3	0-0	0-3-3	2	1	2	1	0	0
Williams*	37	5-11	1-5	0-0	2-1-3	3	5	2	0	2	11
Snell*	21	1-5	1-5	0-0	0-2-2	0	2	2	0	0	3
Adams	4	0-0	0-0	0-0	0-0-0	0	0	0	0	1	0
Fenton	11	2-6	0-3	0-0	0-1-1	0	1	0	0	1	4
McDonald	11	1-3	1-3	0-0	0-0-0	1	1	0	0	0	3
Walker	14	2-7	1-3	0-0	0-2-2	1	1	3	0	0	5
Bairstow	11	0-0	0-0	1-2	1-2-3	2	0	1	1	0	1
Team					2-0-2						
TOTALS	200	23-58	5-23	5-8	17-19-36	12	13	13	2	5	56
FG% (39.7)		3Pt% (21.7)		FT% (62.5)							

Louisville	MP	FG-A	3P-A	FT-A	REB	PF	A	TO	B	S	TP
Kuric*	33	3-7	2-5	2-2	0-0-0	2	0	1	2	1	10
Behanan*	34	5-7	0-0	0-2	2-2-4	0	1	3	0	1	10
Dieng*	39	3-7	0-1	0-0	2-8-10	1	2	1	3	2	6
Siva*	31	2-6	0-0	2-2	0-1-1	3	5	2	0	1	6
Smith, C.	25										

ALL-TIME LETTERWINNERS

NAME	G-GS	FG	FGA	PCT	3FG	3FGA	Pct	FT	FIA	Pct	Reb	Avg	A	TO	B	S	Min	Pts	Avg
Phil Abney																			
1977-78	28-18	148	278	.532	-	-	-	65	87	.747	165	5.9	59	72	10	35	626	361	12.9
1978-79	29-29	179	395	.453	-	-	-	111	152	.730	177	6.1	87	97	10	40	871	469	16.2
Totals	57-47	327	673	.486	-	-	-	176	239	.736	342	6.0	146	169	20	75	1497	830	14.6
Chad Adams																			
2009-10	31-0	16	34	.471	2	7	.286	16	23	.696	35	1.1	3	10	0	3	169	50	1.6
2010-11	34-1	40	84	.476	12	29	.414	15	22	.682	54	1.6	17	2	10	340	107	3.1	3.1
2011-12	29-0	30	63	.476	7	16	.438	19	22	.864	45	1.6	18	12	3	13	269	86	3.0
2012-13	34-14	52	114	.456	16	35	.457	33	46	.717	108	3.2	25	25	3	19	669	153	4.5
Totals	128-15	138	295	.468	37	87	.425	83	113	.735	242	1.9	62	64	8	45	1447	396	3.1
George Adams																			
1986-87	35-34	84	199	.422	0	7	.000	57	105		160	4.6	19	-	36	29	-	225	6.4
Xavier Adams																			
2014-15	30-11	35	78	.449	9	31	.290	19	38	.500	57	1.9	18	24	9	9	357	98	3.3
2015-16	32-3	50	102	.490	4	24	.167	42	63	.667	82	2.6	32	34	8	16	446	146	4.6
2016-17	15-0	15	34	.441	0	5	.000	29	36	.806	34	2.3	3	11	1	12	186	59	3.9
Totals	77-14	100	214	.467	13	60	.217	90	137	.657	173	2.2	53	69	18	37	989	303	3.9
Obij Aget																			
2013-14	28-2	14	26	.538	0	0	.000	7	13	.538	37	1.3	2	7	5	1	176	35	1.3
2014-15	31-31	81	145	.559	0	0	.000	50	77	.649	168	5.4	8	43	42	16	765	212	6.8
2015-16	32-32	89	139	.640	0	0	.000	34	48	.708	182	5.7	21	44	38	7	724	212	6.6
2016-17	31-28	78	128	.609	0	0	.000	28	40	.700	127	4.1	13	19	44	14	604	184	5.9
Totals	122-93	262	438	.598	0	0	.000	119	178	.669	514	4.2	34	113	129	38	2269	643	5.3
Kory Alford																			
2012-13	10-0	0	4	.000	0	3	.000	1	2	.500	1	0.1	1	1	3	0	31	0	0.0
Jimmy Allen																			
1976-77	30	115	206	.558	-	-	-	49	92	.533	261	8.7	15	-	-	-	684	279	9.3
1977-78	28-17	91	161	.565	-	-	-	31	62	.500	192	6.9	8	49	37	10	528	213	7.6
Totals	58	206	367	.561	-	-	-	80	154	.519	453	7.8	23	-	-	-	1212	492	8.5
Walter Allen																			
1905-08																			
Craig Allison																			
1981-82	28-12	84	172	.488	-	-	-	28	52	.538	91	3.3	27	35	7	16	581	196	7.0
1982-83	28-5	64	110	.582	-	-	-	32	42	.762	43	1.5	20	31	2	13	359	160	5.6
Totals	56-17	148	282	.525	-	-	-	60	94	.638	134	2.4	47	66	9	29	940	356	6.4
Donald Allott																			
1914																			
Frank Alvord																			
1906																			
Clyde Amerson																			
1943																			
Beau Anderson																			
2001-02	4-0	2	4	.500	1	3	.333	0	0	.000	0	0.0	0	0	0	0	4	5	1.3
Nick Andrews																			
1997-98	9-0	0	2	.000	0	1	.000	1	3	.333	1	0.1	0	0	0	0	9	1	0.1
1998-99	9-0	2	3	.667	0	1	.000	0	0	.000	0	0.0	1	0	0	0	7	4	0.4
1999-00	8-0	0	4	.000	0	2	.000	0	0	.000	2	0.2	1	3	0	1	13	0	0.0
Totals	26-0	2	9	.222	0	4	.000	1	3	.333	3	0.1	2	3	0	1	29	5	0.2
Tony Armijo																			
1940																			
Bob Arnold																			
1984-85	1-0	1	1	1.000	-	-	-	3	4	.750	1	1.0	1	0	0	1	2	5	5.0
1985-86	7-0	3	5	.600	-	-	-	4	6	.667	4	0.6	3	6	0	0	18	10	1.4
1986-87	10-0	1	4	.250	0	1	.000	2	5	.400	3	0.3	0	3	0	2	28	4	.4
1987-88	2-0	1	3	.333	0	0	.000	1	2	.500	3	1.5	0	2	0	0	10	3	1.5
1988-89	4-0	0	2	.000	0	0	.000	2	2	1.000	0	0	1	0	0	0	16	2	.5
Totals	24-0	6	15	.400	0	1	.000	12	19	.632	11	0.5	5	11	0	3	74	24	1.0
Jordan Arroyo																			
2018-19	12-2	7	9	.778	-	-	-	3	9	.333	13	1.1	0	2	3	2	71	17	1.4
2019-20	14-1	5	12	.417	0	1	.000	4	6	.667	17	1.2	1	3	4	1	105	14	1.0
2020-21	2-0	0	0	.000	0	0	.000	0	0	.000	1	0.5	0	0	0	0	4	0	0.0
Totals	28-3	12	21	.571	0	1	.000	7	15	.467	31	1.1	1	5	7	3	180	31	1.1
Vincent Arroyo																			
1947																			
Russell Ashbrook																			
1938-40																			
Ryan Ashcraft																			
2000-01	3-0	0	3	.000	0	3	.000	2	2	1.000	0	0.0	0	0	0	1	4	2	0.7
2001-02	10-0	2	9	.222	1	7	.143	0	0	.000	4	0.4	3	0	0	4	23	5	0.5
2002-03	27-18	30	97	.309	17	64	.266	15	16	.938	52	1.9	59	26	0	21	719	92	3.4
2003-04	18-1	4	26	.154	2	18	.111	6	6	1.000	14	0.8	13	6	1	7	185	16	0.9
Totals	58-19	36	135	.267	20	92	.217	23	24	.958	70	1.2	75	32	1	33	930	99	2.5
Dick Ashton																			
1938																			
Cornelius Ausborne																			
1994-95	9-1	9	26	.346	6	20	.300	3	4	7	0.8	6	7	0	2	88	27	3.0	
Steve Bacchus																			
1963-64	2	0	0	.000	-	-	-	0	0	.000	2	1.0	-	-	-	-	-	0	0.0
Herbert Bailey																			
1939																			
Cameron Bairstow																			
2010-11	31-1	33	55	.600	1	2	.500	13	22	.591	55	1.8	7	14	8	6	301	80	2.6
2011-12	34-1	40	90	.444	0	1	.000	45	71	.634	123	3.6	11	32	19	13	523	125	3.7
2012-13	35-19	108	237	.456	0	0	.000	124	168	.738	208	5.9	31	43	21	24	844	340	9.7
2013-14	34-34	237	426	.556	1	3	.333	219	298	.735	251	7.4	53	68	51	19	1119	694	20.4
Totals	134-55	418	808	.517	2	6	.333	401	559	.717	637	4.8	102	157	99	62	2787	1239	9.2
Robert Balian																			
1944																			
Willie Banks																			
1988-89	33-1	116	216	.537	14	36	.389	61	80	.763	74	2.2	89	64	0	31	897	307	9.3
1989-90	34-1	109	218	.500	14	29	.483	69	92	.750	85	2.5	72	46	7	28	751	301	8.9
1990-91	26-19	132	236	.559	17	36	.472	54	65	.831	106	4.1	96	48	4	61	953	335	12.9
1991-92	33-33	152	312	.487	33	76	.434	114	145	.786	122	3.7	162	86	7	62	1234	451	13.7
Totals	126-54	509	982	.518	78	177	.441	298	382	.780	387	3.1	419	244	18	182	3835	1394	11.1
Nick Banyard																			
2012-13	30-0	8	33	.242	1	7	.143	9	20	.450	43	1.4	7	18	4	4	191	26	0.9
2013-14	24-0	15	44	.341	1	6	.167	10	13	.769	38	1.6	5	9	4	2	252	41	1.7
Totals	54																		

ALL-TIME LETTERWINNERS

NAME	G-GS	FG	FGA	PCT	3FG	3FGA	Pct	FT	FIA	Pct	Reb	Avg	A	TO	B	S	Min	Pts	Avg	
Elmer Bryan																				
1923																				
Hugh Bryan																				
1906-07																				
Kirk Bryan																				
1906																				
Keith Bruns																				
1954-55	19	17	56	.293	-	-	-	16	28	.571	35	1.8	-	-	-	-	-	50	2.7	
1955-56	12	21	45	.467	-	-	-	4	12	.333	36	3.0	-	-	-	-	-	46	3.8	
Totals	31	38	101	.376	-	-	-	20	40	.500	71	2.3	-	-	-	-	-	96	3.1	
Arthur Bryce																				
1926-28																				
Robert Buckley																				
1939-40																				
William Burnett																				
1938-40																				
Ed Burwitz																				
1964-65	18	12	30	.400	-	-	-	10	17	.588	23	1.3	-	-	-	-	-	34	2.0	
1965-66	15	2	8	.250	-	-	-	4	8	.500	21	1.4	-	-	-	-	-	8	0.5	
1966-67	12	3	3	1.000	-	-	-	0	2	.000	1	0.8	-	-	-	-	-	6	0.5	
Totals	45	17	41	.415	-	-	-	14	27	.519	45	1.0	-	-	-	-	-	48	1.1	
Norm Cacy																				
1974-75	25	46	96	.479	-	-	-	35	48	.729	61	2.4	21	-	-	-	412	127	5.1	
1975-76	27	61	119	.513	-	-	-	22	43	.512	94	3.5	32	-	-	-	525	144	5.3	
Totals	52	107	215	.498	-	-	-	57	91	.626	155	3.0	53	-	-	-	937	271	5.2	
JJ Caldwell																				
2019-20	13-13	26	55	.473	2	9	.222	22	29	.759	51	3.9	74	27	2	29	408	76	5.8	
F.M. Calkins																				
1912-15																				
Gracey Capps																				
1940, 46																				
Senque Carey																				
2001-02	30-20	62	169	.367	13	67	.194	43	63	.683	122	4.1	95	63	5	21	809	180	6.0	
2002-03	2-2	2	9	.222	1	5	.200	2	2	1.000	4	2.0	7	4	1	1	45	7	3.5	
Totals	32-22	64	178	.360	14	72	.195	45	65	.693	126	3.5	102	67	6	22	854	187	5.8	
Hugh Carlisle																				
1911-12																				
Bill Cates																				
1957-58	23	40	110	.364	-	-	-	32	71	.451	117	-	-	-	-	-	-	112	4.8	
Byron Caton																				
1953-54	10	2	16	.125	-	-	-	8	11	.727	7	0.7	-	-	-	-	-	12	1.2	
1954-55	16	16	54	.295	-	-	-	41	59	.695	23	1.4	-	-	-	-	-	73	4.6	
1955-56	14	5	10	.500	-	-	-	13	18	.722	10	0.7	-	-	-	-	-	23	1.6	
Totals	40	23	80	.288	-	-	-	62	88	.705	40	1.0	-	-	-	-	-	108	2.7	
Dale Caton																				
1956-57	26	35	122	.287	-	-	-	32	48	.667	59	2.3	-	-	-	-	-	102	3.9	
1957-58	24	47	159	.296	-	-	-	19	35	.543	50	2.1	-	-	-	-	-	113	4.7	
1958-59	19	16	57	.280	-	-	-	16	25	.640	29	1.5	-	-	-	-	-	85	4.4	
Totals	69	98	338	.290	-	-	-	67	108	.620	138	2.0	-	-	-	-	-	300	4.3	
Jimmy Caton																				
1958-59	18	29	84	.345	-	-	-	34	54	.629	90	-	-	-	-	-	-	92	5.1	
Johnny Caton																				
1941-42																				
Aamad Cerami																				
1942																				
William Chadwick																				
1949																				
Eric Chatfield																				
2000-01	34-34	136	353	.385	35	115	.304	132	211	.626	131	3.9	95	63	6	21	1106	439	12.9	
2001-02	30-29	122	273	.447	40	107	.374	79	112	.705	75	2.5	91	57	9	32	988	363	12.1	
Totals	64-63	258	626	.412	75	222	.338	211	323	.654	206	3.2	186	120	15	53	2094	802	12.5	
Robert Chavis																				
1963																				
Tom Childers																				
1938																				
David Chioffi																				
2002-03	28-20	45	82	.549	0	0	.000	20	39	.513	112	4.0	23	20	16	12	582	110	3.9	
2003-04	27-25	125	228	.548	0	0	.000	88	125	.704	143	5.3	44	47	14	16	803	338	12.5	
2004-05	33-33	129	239	.540	1	4	.250	83	119	.697	169	5.1	49	66	20	27	902	342	10.4	
2005-06	30-30	128	246	.520	5	21	.238	94	152	.618	188	6.3	70	59	24	21	979	355	11.8	
Totals	118-108	427	795	.537	6	25	.240	285	438	.651	612	5.2	186	192	74	76	3,266	1,145	9.7	
Albert Clancy																				
1906-07																				
Gilder Clary																				
1954-55	7	2	8	.250	-	-	-	4	10	.400	2	0.3	-	-	-	-	-	8	1.1	
Paul Cleveland																				
1965-66	12	2	6	.333	-	-	-	4	7	.571	3	0.3	-	-	-	-	-	8	0.7	
Chester Clemens																				
1940																				
John Cocubinsky																				
1944																				
Francis Coffee																				
1959-60	25	81	211	.384	-	-	-	65	84	.774	178	7.1	-	-	-	-	-	227	9.1	
1960-61	21	34	93	.366	-	-	-	32	51	.627	80	3.8	-	-	-	-	-	100	4.6	
1961-62	13	8	42	.190	-	-	-	21	30	.700	33	2.6	-	-	-	-	-	37	2.8	
Totals	59	123	346	.355	-	-	-	118	165	.715	291	4.9	-	-	-	-	-	364	6.2	
Kris Collins																				
2004-05	19-18	55	108	.509	3	25	.120	39	68	.574	41	2.2	56	43	2	23	464	152	8.0	
2005-06	30-18	52	125	.416	5	27	.185	46	68	.676	63	2.1	70	54	7	28	676	155	5.2	
Totals	49-36	107	233	.459	8	52	.154	85	136	.625	104	2.1	126	97	9	51	1,140	307	6.3	
Paul Connelly																				
1983-84	7-0	1	2	.500	-	-	-	2	5	.400	0	0.0	0	0	0	0	13	4	0.6	
1985-86	2-0	0	0	.000	0	0	.000	0	0	.000	0	0.0	0	0	0	0	2	0	0.0	
1986-87	10-0	1	1	1.000	0</															

ALL-TIME LETTERWINNERS

NAME	G-GS	FG	FGA	PCT	3FG	3FGA	Pct	FT	FTA	Pct	Reb	Avg	A	TO	B	S	Min	Pts	Avg	
David Duggin																				
1979-80	10-10	39	90	.433	-	-	-	9	15	.600	13	1.3	41	34	0	11	370	87	8.7	
1980-81	26-9	51	122	.418	-	-	-	37	46	.804	35	1.3	37	38	0	11	452	139	5.3	
Totals	36-19	90	212	.425	-	-	-	46	61	.754	48	1.3	78	72	0	22	822	226	6.3	
Dominique Dunning																				
2011-12	20-0	12	24	.500	1	4	.250	4	9	.444	16	0.8	7	7	3	9	119	29	1.5	
Carl Dunlap																				
1939																				
Ray Dupree																				
1965-66	15	1	9	.111	-	-	-	2	9	.222	14	0.9	-	-	-	-	-	4	0.2	
1966-67	9	2	6	.333	-	-	-	0	4	.000	4	0.4	-	-	-	-	-	4	0.4	
Totals	24	3	15	.200	-	-	-	2	13	.154	18	0.8	-	-	-	-	-	8	0.3	
Terry Dyer																				
1962-63	3	1	1	1.000	-	-	-	0	0	.000	1	0.3	-	-	-	-	-	2	0.7	
Dick Ellis																				
1963-64	29	119	265	.449	-	-	-	69	97	.711	215	7.4	-	-	-	-	-	307	10.5	
1964-65	27	154	346	.445	-	-	-	82	120	.683	181	6.7	-	-	-	-	-	290	10.7	
Totals	56	273	611	.447	-	-	-	151	217	.696	396	7.1	-	-	-	-	-	597	10.7	
Ed Edson																				
1962-63	15	4	7	.571	-	-	-	2	2	1.000	7	0.5	-	-	-	-	-	10	0.7	
1963-64	10	2	11	.192	-	-	-	1	1	1.000	4	0.4	-	-	-	-	-	5	0.5	
Totals	25	6	18	.333	-	-	-	3	3	1.000	11	0.4	-	-	-	-	-	15	0.6	
Arthur Edwards																				
2013-14	15-0	5	28	.179	1	18	.056	3	4	.750	8	0.5	3	6	4	4	120	14	0.9	
2014-15	22-2	26	72	.361	8	36	.222	26	39	.667	44	2.0	17	31	4	11	263	86	3.9	
Totals	37-2	31	100	.310	9	54	.167	29	43	.674	52	1.4	20	37	8	15	383	1000	2.7	
Ray Esqueibel																				
1950-51	24	62	172	.360	-	-	-	29	44	.659	81	3.4	14	-	-	-	-	153	6.4	
1954-55	24	119	330	.361	-	-	-	60	115	.522	161	6.7	-	-	-	-	-	298	12.4	
Totals	48	181	502	.361	-	-	-	89	159	.560	242	5.0	-	-	-	-	-	451	9.4	
Brad Evangelho																				
1982-83	9-0	8	15	.538	-	-	-	3	9		6	0.7	3	8	0	0	42	19	2.1	
Karim Ezzeddine																				
2018-19	17-6	24	59	.407	3	18	.167	22	29	.759	62	3.6	15	24	10	290	73	4.3		
William Farley																				
1932-33																				
Daniel Faris																				
2005-06	24-0	4	14	.286	0	4	.000	4	5	.800	17	0.7	5	7	0	4	112	12	0.5	
2006-07	32-10	57	116	.491	1	7	.143	38	63	.603	108	3.4	22	26	25	13	477	153	4.8	
2007-08	33-33	123	243	.506	0	1	.000	59	111	.532	150	4.5	25	42	21	18	784	305	9.2	
2008-09	34-32	146	278	.525	0	0	.000	120	168	.714	218	6.4	24	61	52	24	888	412	12.1	
Totals	123-75	330	651	.507	1	12	.083	221	347	.637	493	4.0	76	136	98	359	2261	882	7.2	
Darryl Faulkner																				
1979-80	17-0	5	18	.278	-	-	-	6	7		29	1.8	2	3	1	1	177	16	0.9	
Mike Faulkner																				
1970-71	26	142	291	.488	-	-	-	53	115	.461	185	7.1	22	-	-	-	803	337	13.0	
1971-72	26	169	343	.493	-	-	-	89	170	.524	250	9.6	29	-	-	-	934	427	16.4	
Totals	52	311	634	.491	-	-	-	142	285	.498	435	8.4	51	-	-	-	1737	764	14.7	
Adlai Feather																				
1917																				
Bob Feather																				
1946																				
Mark Felix																				
1977-78	28-6	42	95	.442	-	-	-	46	65	.708	49	1.8	88	38	0	23	421	130	4.6	
1978-79	29-15	39	100	.390	-	-	-	55	73	.753	45	1.6	90	55	2	16	534	134	4.6	
Totals	57-21	81	195	.415	-	-	-	101	138	.732	94	1.6	178	93	2	39	995	264	4.6	
Jamal Fenton																				
2009-10	34-0	37	97	.381	18	56	.321	26	41	.634	42	1.2	37	34	0	20	394	118	3.5	
2010-11	32-2	53	155	.342	27	87	.310	40	55	.727	48	1.5	62	44	0	32	541	173	5.4	
2011-12	35-6	83	172	.483	32	84	.381	28	42	.667	46	1.3	84	43	1	37	586	226	6.5	
2012-13	32-1	40	119	.336	19	70	.271	22	42	.524	39	1.2	42	23	0	28	464	121	3.8	
Totals	133-9	213	543	.392	96	297	.323	116	180	.644	175	1.3	225	144	1	117	1985	638	4.8	
Cruz Fernandez																				
1935																				
Collins Ferris																				
2003-04	19-1	9	24	.375	4	13	.308	11	13	.846	16	0.8	7	10	0	4	124	33	1.7	
Dan Ficek																				
1961-62	4	1	10	.100	-	-	-	0	1	.000	6	1.5	-	-	-	-	-	2	0.5	
1962-63	15	1	6	.167	-	-	-	0	5	.000	12	0.8	-	-	-	-	-	2	0.1	
Totals	19	2	16	.125	-	-	-	0	6	.000	18	0.9	-	-	-	-	-	4	0.2	
John Fifield																				
1971-72	15	13	23	.565	-	-	-	4	12	.333	9		11	-	-	-	78	30	2.0	
Ken Fisher																				
1964-65	8	3	4	.750	-	-	-	0	2	.000	9	1.1	-	-	-	-	-	6	0.7	
1965-66	8	2	4	.500	-	-	-	2	3	.667	2	0.3	-	-	-	-	-	6	0.7	
1966-67	12	3	8	.375	-	-	-	5	7	.714	11	0.9	-	-	-	-	-	11	0.9	
Totals	28	8	16	.571	-	-	-													

ALL-TIME LETTERWINNERS

NAME	G-GS	FG	FGA	PCT	3FG	3FGA	Pct	FT	FTA	Pct	Reb	Avg	A	TO	B	S	Min	Pts	Avg
Hugh Greenwood																			
2011-12	33-29	69	166	.416	36	106	.340	34	49	.694	123	3.7	83	34	15	28	765	208	6.3
2012-13	35-35	85	206	.413	40	112	.357	34	56	.607	175	5.0	83	44	16	47	998	244	7.0
2013-14	31-31	67	167	.401	39	118	.331	20	31	.645	157	5.1	105	30	9	27	986	193	6.2
2014-15	31-31	121	345	.351	72	211	.341	47	62	.758	165	5.3	101	58	21	47	1,094	361	11.6
Totals	130-126	342	884	.387	187	547	.342	135	198	.682	620	4.8	372	166	61	149	3,843	1,006	7.7
Dino Gregory																			
1978-79	21-2	48	90	.533	-	-	-	20	36	.556	77	3.7	8	21	7	6	227	117	5.6
J.J. Griego																			
1989-90	24-0	23	47	.489	0	1	.000	13	17	.765	30	1.3	5	11	0	5	179	59	2.5
1991-92	17-1	18	42	.429	3	10	.300	4	15	.267	21	1.2	8	8	3	6	136	43	2.5
1992-93	26-0	16	32	.500	0	2	.000	9	17	.529	37	1.4	15	13	2	3	178	41	1.6
1993-94	27-0	19	40	.475	1	5	.200	19	25	.680	42	1.6	7	18	0	3	201	58	2.1
Totals	94-1	76	161	.472	4	18	.222	45	74	.608	130	1.7	35	50	5	17	694	201	2.1
Keith Griffith																			
1967-68	22	12	33	.394	-	-	-	23	31	.742	14	0.6	-	-	-	-	-	50	2.3
1968-69	22	13	43	.302	-	-	-	11	14	.786	11	0.5	23	-	-	-	-	37	1.7
Totals	44	25	76	.329	-	-	-	34	45	.766	25	0.6	-	-	-	-	-	87	2.0
Howie Grimes																			
1966-67	17	17	27	.630	-	-	-	4	8	.500	31	1.8	-	-	-	-	-	38	2.2
1967-68	28	95	212	.448	-	-	-	71	111	.640	101	3.6	-	-	-	-	-	261	9.3
1969-70	26	117	277	.422	-	-	-	59	80	.738	197	7.6	44	-	-	-	-	852	11.2
Totals	71	229	516	.438	-	-	-	134	199	.673	329	4.6	-	-	-	-	-	592	8.3
Robert Grownan																			
Norman Gross																			
R.T. Guinn																			
1999-00	26-13	52	93	.559	1	3	.333	14	25	.560	126	4.8	9	19	21	8	441	119	4.6
Anthony Gurule																			
1979-80	18-0	7	16	.438	-	-	-	11	13	.846	16	0.9	5	11	1	3	187	25	1.4
Kay Hafen																			
William Hagins																			
1973-74	28	142	254	.559	-	-	-	65	100	.650	253	9.0	45	-	-	-	778	349	12.5
1974-75	26	162	352	.460	-	-	-	63	98	.643	301	11.6	38	-	-	-	868	387	14.9
Totals	54	304	606	.502	-	-	-	128	198	.646	554	10.3	83	-	-	-	1646	736	13.6
Earmeres Hall																			
Jim Hall																			
1959-60	12	27	65	.415	-	-	-	4	12	.333	30	2.5	-	-	-	-	-	58	4.8
Monty Hamilton																			
1956-57	8	1	6	.167	-	-	-	3	4	.750	1	0.1	-	-	-	-	-	5	1.6
Lynn Hammond																			
Roland Hannah																			
1998-99	31-5	41	85	.482	3	9	.333	16	27	.593	70	2.3	21	24	0	23	396	101	3.3
1999-00	31-8	34	76	.447	0	0	.000	24	34	.706	145	4.7	12	31	4	29	534	92	3.0
Totals	62-13	75	161	.466	3	9	.333	40	61	.655	215	3.5	33	55	4	52	930	193	3.1
George Hannett																			
Ken Hansen																			
1952-53	4	1	2	.500	-	-	-	1	2	.500	0	0.0	-	-	-	-	-	3	0.8
1953-54	6	4	13	.306	-	-	-	6	10	.600	3	0.5	-	-	-	-	-	14	2.3
1954-55	5	2	10	.200	-	-	-	1	4	.250	3	0.6	-	-	-	-	-	5	1.0
Totals	15	7	25	.280	-	-	-	8	16	.500	6	0.4	-	-	-	-	-	22	1.5
A.J. Hardeman																			
2008-09	33-2	33	63	.524	0	2	.000	8	28	.286	70	2.1	3	19	16	8	296	74	2.2
2009-10	35-35	100	188	.532	0	0	.000	45	95	.474	191	5.5	12	31	44	23	804	245	7.0
2010-11	34-24	102	198	.515	0	0	.000	53	84	.631	148	4.4	20	52	21	19	765	257	7.6
2011-12	35-35	62	126	.492	0	1	.000	36	81	.444	120	3.4	20	50	19	18	751	160	4.6
Totals	137-96	297	575	.517	0	3	.000	142	288	.493	529	3.9	55	152	100	68	2616	736	5.4
Blake Harden																			
2004-05	22-0	5	12	.417	1	2	.500	7	9	.778	16	0.7	8	11	1	3	108	18	0.8
2005-06	28-10	26	44	.591	9	18	.500	9	15	.600	52	1.9	19	22	0	18	386	70	2.5
Totals	50-10	31	56	.554	10	20	.500	16	24	.667	68	1.4	27	33	1	21	494	88	1.8
Bernard Hardin																			
1972-73	27	146	330	.442	-	-	-	46	95	.484	185	6.9	52	-	-	-	757	338	12.5
1973-74	28	200	374	.535	-	-	-	80	129	.620	165	5.9	36	-	-	-	758	480	17.1
Totals	55	346	704	.491	-	-	-	126	224	.563	350	6.4	88	-	-	-	1515	818	14.9
Ira Harge																			
1962-63	25	196	362	.542	-	-	-	135	214	.631	331	13.2	-	-	-	-	-	527	21.1
1963-64	29	175	405	.432	-	-	-	139	214	.649	305	10.5	-	-	-	-	-	489	16.8
Totals	54	371	767	.484	-	-	-	274	428	.640	636	11.8	-	-	-	-	-	1016	18.8
L.M. Harkness																			
Jackson Harris																			
Jalen Harris																			
2016-17	31-18	47	107	.439	7	27	.259	38	51	.745	56	1.8	72	40	3	25	639	139	4.5
Johnnie Harris																			
2007-08	33-9	40	63	.635	0	0	.000	10	24	.417	62	1.9	13	22	4	6	403	90	2.7
Ralph Harryman																			
1958-59	22	63	190	.331	-	-	-	33	45	.733	68	3.1	-	-	-	-	-	159	7.2
1959-60	11	16	39	.410	-	-	-	12	13	.923	17	1.5	-	-	-	-	-	44	4.0
Totals	33	79	229	.345	-	-	-	45	58	.776	85	2.6	-	-	-	-	-	203	6.2
Jeff Hart																			
2002-03	28-5	32	82	.390	25	69	.362	10	17	.588	27	1.0	23	16	2	5	443	99	3.5
2003-04	18-0	8	17	.471	4	8	.500	2	2	1.000	7	0.4	6	4	0	3	93	22	1.2
2004-05	24-4	9	31	.290	6	26	.331	8	10	.800	13	0.5	11	7	1	5	152	32	1.3
2005-06	27-3	33	86	.384	29	77	.377	2	4	.500	16	0.6	28	8	1	16	386	97	3.6
Totals	97-12	82	216	.380	64	180	.356	22	33	.667	63	0.6	60	35	4	29	1,074	250	2.6
Bill Harvey																			
1981-82	24-4	46	99	.465	-	-	-	11	14	.786	12	0.5	29	19	1	5	280	103	4.3
Dale Hawk																			
1959-60	5	11	34	.324	-	-	-	3	5	.600	38	7.6	-	-	-	-	-	25	5.0
1960-61	9	11	41	.268	-	-	-	5	13	.385	30	3.3	-	-	-	-	-	27	3.0
Totals	14	22	75	.293	-	-	-	8	18	.444	68	4.9	-	-	-	-	-	52	3.9
Brian Hayden																			
19																			

ALL-TIME LETTERWINNERS

NAME	G-GS	FG	FGA	PCT	3FG	3FGA	Pct	FT	FTA	Pct	Reb	Avg	A	TO	B	S	Min	Pts	Avg
Javonte Johnson																			
2020-21	22-3	21	73	.288	6	34	.176	16	22	.727	35	1.6	7	4	2	7	276	64	2.9
Marvin Johnson																			
1976-77	29-28	220	462	.476	-	-	-	122	154	.792	174	6.0	65	-	9	16	954	573	19.8
1977-78	28-28	270	497	.543	-	-	-	133	171	.778	167	6.0	48	79	5	26	910	673	24.0
Totals	57-57	490	959	.511	-	-	-	255	325	.785	341	6.0	113	-	14	42	1864	1246	21.9
Michael Johnson																			
1979-80	18-16	76	150	.507	-	-	-	38	67	.567	116	6.4	40	62	1	19	665	190	10.6
1980-81	11-7	25	58	.431	-	-	-	11	24	.458	23	2.1	13	18	1	3	246	61	5.5
1982-83	29-20	89	193	.461	-	-	-	63	108	.583	135	4.7	76	74	4	29	827	241	8.3
Totals	58-43	190	401	.474	-	-	-	112	199	.563	274	4.7	129	154	6	51	1738	492	8.5
Jim Johnston																			
1963-64	6	2	5	.400	-	-	-	0	0	.000	3	0.5	-	-	-	-	4	0.7	
1964-65	10	3	7	.429	-	-	-	4	6	.667	4	0.4	-	-	-	-	10	1.0	
1965-66	18	22	43	.512	-	-	-	33	44	.750	24	1.3	-	-	-	-	77	4.2	
Totals	34	27	55	.490	-	-	-	37	50	.740	31	0.9	-	-	-	-	91	2.7	
Zeke Johnson																			
2000-01	27-0	37	104	.356	9	36	.250	26	49	.531	57	2.1	9	20	8	19	368	109	4.0
Clayborn Jones																			
1961-62	17	59	139	.424	-	-	-	55	91	.604	136	8.0	-	-	-	-	173	10.2	
Jack Jones																			
Larry Jones																			
1966-67	5	1	2	.500	-	-	-	0	0	.000	2	0.4	-	-	-	-	2	0.4	
1967-68	12	4	12	.333	-	-	-	2	5	.400	8	0.7	-	-	-	-	10	0.8	
Totals	17	5	14	.357	-	-	-	2	5	.400	10	0.6	-	-	-	-	12	0.7	
Ogle Jones																			
Michael Jordan																			
2000-01	10-0	0	6	.000	0	3	.000	4	4	1.000	5	0.5	1	3	0	0	17	4	0.4
Phil Jordan																			
1961-62	15	8	26	.308	-	-	-	6	9	.667	14	0.9	-	-	-	-	22	1.5	
1962-63	18	12	35	.343	-	-	-	7	13	.538	17	0.9	-	-	-	-	31	1.7	
1963-64	12	1	6	.167	-	-	-	3	5	.600	6	0.5	-	-	-	-	5	0.4	
Totals	45	21	67	.313	-	-	-	16	27	.593	37	0.8	-	-	-	-	58	1.3	
Connor Joy																			
2015-16	3-0	1	1	1.000	1	1	1.000	-	-	-	-	-	-	2	-	-	4	3	1.0
Frank Judge																			
1966-67	18	79	213	.371	-	-	-	36	51	.706	55	3.1	-	-	-	-	194	10.8	
David Kanyinda																			
2006-07	18-0	8	14	.571	5	8	.625	6	6	1.000	5	0.3	2	4	0	2	57	27	1.5
Leo Katz																			
Tom Keleher																			
Mike Keleher																			
1954-55	14	6	27	.222	-	-	-	7	12	.571	17	1.2	-	-	-	-	19	1.3	
Pat Kelly																			
1998-99	9-0	3	5	.600	0	0	.000	0	0	.000	4	0.4	0	0	0	0	9	6	0.7
1999-00	8-0	1	3	.333	0	0	.000	5	6	.833	6	0.8	0	2	0	1	19	7	0.9
2000-01	4-0	0	1	.000	0	0	.000	2	4	.500	1	0.3	1	0	0	1	11	2	0.5
2001-02	0-0	2	9	.222	0	0	.000	1	5	.200	5	0.5	1	2	0	0	33	5	0.5
Totals	31-0	6	18	.333	0	0	.000	8	15	.533	16	0.5	2	4	0	2	72	20	0.7
Phil Kennedy																			
1950-51	23	42	129	.325	-	-	-	22	30	.735	52	2.2	10	-	-	-	106	4.6	
1951-52																			
Totals																			
Ryan Kersten																			
2005-06	25-17	38	105	.362	17	54	.315	16	21	.762	39	1.6	36	29	0	11	434	109	4.4
2006-07	31-5	50	126	.397	20	59	.339	52	67	.776	39	1.3	65	51	1	18	578	172	5.5
Totals	56-22	88	231	.381	37	113	.327	68	88	.772	78	1.4	101	80	1	19	1,012	281	5.0
Ray Kiethly																			
Edward Kilian																			
Walt Kincaid																			
1955-56	22	61	147	.415	-	-	-	57	83	.687	114	5.2	-	-	-	-	179	8.1	
1956-57	21	58	153	.379	-	-	-	28	45	.622	108	5.1	-	-	-	-	144	6.9	
Totals	43	119	300	.397	-	-	-	85	128	.664	222	5.2	-	-	-	-	323	7.5	
Matt King																			
2000-01	6-0	2	5	.400	1	1	1.000	2	2	1.000	5	0.8	0	2	0	0	11	7	1.2
Pat King																			
1972-73	7	2	8	.250	-	-	-	3	10	.700	3	0.4	3	-	-	-	32	1.1	1.6
1973-74	29	34	84	.405	-	-	-	32	43	.744	39	1.3	75	-	-	-	436	10.0	3.4
1974-75	26	96	206	.466	-	-	-	91	108	.843	54	2.1	101	-	-	-	857	28.3	10.9
Totals	62	132	298	.443	-	-	-	130	161	.807	96	1.5	179	-	-	-	1,325	394	6.4
Tom King																			
1959-60	25	88	297	.296	-	-	-	144	219	.658	374	15.0	-	-	-	-	322	12.9	
1960-61	23	72	229	.314	-	-	-	109	148	.736	375	16.3	-	-	-	-	256	11.1	
Totals	48	160	526	.304	-	-	-	253	367	.689	749	15.6	-	-	-	-	578	12.0	
Alex Kirk																			
2010-11	34-21	64	136	.471	10	36	.278	23	37	.622	126	3.7	12	24	20	9	509	161	4.7
2012-13	35-33	157	318	.494	13	47	.277	98	137	.715	282	8.1	17	51	63	15	1018	425	12.1
2013-14	32-32	165	337	.490	12	56	.214	82	123	.667	277	8.7	35	57	85	12	1025	424	13.3
Totals	101-86	386	791	.488	35	139	.252	203	297	.684	685	6.8	64	132	168	36	2,552	1,010	10.0
Vic Kline																			
1958-59	21	63	175	.360	-	-	-	40	59	.677	74	3.5	-	-	-	-	166	7.9	
Mike Koller																			
1973-74	8	5	9	.556	-	-	-	1	3	.333	9	1.3	1	-	-	-	25	1.1	1.6
1974-75	23	13	34	.382	-	-	-	19	27	.704	46	2.0	17	-	-	-	268	45	2.0
Totals	31	18	43	.419	-	-	-	20	30	.667	55	1.8	18	-	-	-	293	56	1.8
Frank Kremer																			
1950-51	24	88	224	.393	-	-	-	66	90	.725	201	8.4	36	-	-	-	242	10.1	
Paul Kruse																			
1973-74	26	32	74	.432	-	-	-	13	17	.765	63	2.4	7	-	-	-	193	7.7	3.0
1974-75	19	12	31	.387	-	-	-	5	8	.625	26	1.4	2	-	-	-	124	29	1.5
Totals	45	44	105	.419	-	-	-	18	25	.720	89	2.0	9	-	-	-	317	106	2.4
Skip Kruzich																			
1962-63	25	67	136	.493	-	-	-	43	56	.768	61	2.4	-	-	-	-	177	7.1	7.1
1963-64	29	99	200	.495	-	-	-	83	103	.814	74	2.6	-	-	-	-	281	9.6	
1964-65	27	105	211	.497	-	-	-	69	86	.802	47	1.7	-	-	-	-	277	10.3	
Totals	81	271	547	.495	-	-	-	195											

ALL-TIME LETTERWINNERS

NAME	G-GS	FG	FGA	PCT	3FG	3FGA	Pct	FT	FTA	Reb	Avg	A	TO	B	S	Min	Pts	Avg	
Cullen Neal																			
2013-14	34-3	75	201	.373	42	117	.359	51	71	.718	58	1.7	65	64	0	12	677	243	7.1
2014-15	3-3	13	35	.371	8	16	.500	17	20	.850	4	1.3	11	7	0	2	89	51	17.0
2015-16	31-31	120	343	.350	53	162	.327	87	117	.744	86	2.8	114	101	0	25	937	380	12.3
Totals	68-37	208	579	.359	103	295	.349	155	208	.745	148	2.2	190	172	0	39	1703	674	9.9
Alfred Neale																			
2003-04	28-25	80	192	.417	39	116	.336	47	68	.691	150	5.4	35	40	23	22	774	246	8.8
2004-05	33-13	121	232	.522	59	145	.407	40	57	.702	144	4.4	51	32	6	16	868	341	10.3
Totals	61-38	201	424	.474	98	261	.375	87	125	.696	294	4.8	86	72	29	38	1,642	597	9.6
Larry Neely																			
1957-58	18	12	46	.261	-	-	-	8	19	.421	37	2.1	-	-	-	-	32	1.7	
1958-59	19	28	92	.304	-	-	-	29	58	.500	73	3.8	-	-	-	-	85	4.4	
Totals	37	40	138	.290	-	-	-	37	77	.481	110	3.0	-	-	-	-	117	3.2	
Emmanuel Ngedu																			
2010-11	10-0	15	29	.517	0	2	.000	17	30	.567	54	5.4	5	12	8	4	144	47	4.7
Ron Nelson																			
1966-67	24	82	208	.394	-	-	-	36	45	.800	76	3.2	-	-	-	-	198	8.2	
1967-68	28	165	487	.437	-	-	-	120	146	.822	122	4.4	-	-	-	-	546	19.5	
Totals	52	247	695	.355	-	-	-	156	191	.817	198	3.8	-	-	-	-	744	14.3	
Michael Nesbitt																			
2015-16	5-0	2	4	.500	0	1	.000	0	1	.000	3	0.6	0	0	0	0	8	4	0.8
Canonchet Neves																			
1992-93	31-9	86	187	.460	47	108	.435	24	33	.727	93	3.0	18	12	5	11	667	243	7.8
1993-94	31-31	133	328	.405	71	186	.382	78	97	.804	169	5.5	49	44	8	15	1069	415	13.4
Totals	62-40	219	515	.426	118	294	.401	102	130	.785	262	4.2	67	56	13	26	1746	658	10.6
Rob Newton																			
1987-88	32-0	22	52	.423	0	1	.000	5	8	.625	30	0.9	8	13	3	4	196	49	1.5
1989-90	26-0	53	83	.639	0	0	.000	23	55	.418	80	3.1	4	23	6	5	295	129	5.0
1990-91	29-0	17	44	.386	0	0	.000	10	20	.500	50	1.7	8	11	5	4	229	44	1.5
Totals	87-0	92	179	.514	0	1	.000	38	83	.458	160	1.8	20	47	14	13	720	222	2.6
Ryan Noce																			
1997-98	10-0	5	12	.417	0	0	.000	3	4	.750	17	1.7	2	1	2	1	22	13	1.3
Louis Nohl																			
1917																			
Norman Nuckolls																			
1951-52																			
1952-53	9	1	9	.111	-	-	-	3	5	.600	6	0.8	-	-	-	-	5	0.6	
Totals																			
Russ Nystedt																			
1951-52																			
1952-53	23	76	230	.330	-	-	-	65	84	.775	145	6.3	-	-	-	-	217	9.4	
1953-54	22	113	342	.330	-	-	-	94	116	.810	196	8.9	-	-	-	-	320	14.5	
Totals	45	189	572	.330	-	-	-	159	200	.795	341	7.6	-	-	-	-	537	11.9	
Royce Olney																			
1994-95	30-3	40	109	.367	18	50	.360	41	67	.612	54	1.8	62	43	1	32	594	139	4.6
1995-96	32-0	70	145	.483	38	87	.437	78	97	.804	70	2.2	76	44	2	28	756	256	8.0
1996-97	33-0	66	165	.400	38	155	.330	31	49	.633	70	2.1	74	36	2	31	584	201	6.1
1997-98	25-25	119	222	.536	80	156	.513	52	69	.754	62	2.5	100	46	1	39	801	370	14.8
Totals	120-28	295	641	.460	174	448	.388	202	282	.716	256	2.1	312	169	6	130	2735	966	8.1
Homer Olson																			
1948																			
Bambale Osby																			
2004-05	31-0	16	28	.571	0	0	.000	17	38	.447	58	1.9	6	22	6	7	229	49	1.6
David Otero																			
1975-76	17	5	21	.238	-	-	-	2	5	.400	14	0.8	17	-	-	-	124	12	0.7
1976-77	12	9	20	.450	-	-	-	6	7	.857	3	0.3	3	-	-	-	42	24	2.0
Totals	29	14	41	.341	-	-	-	8	12	.667	17	0.6	20	-	-	-	166	36	1.2
Ken Otteni																			
1968-69	11	2	3	.667	-	-	-	1	3	.333	3	0.3	3	-	-	-	5	0.5	
1969-70	17	4	14	.286	-	-	-	1	4	.250	1	0.1	3	-	-	-	36	9	0.5
Totals	28	6	17	.353	-	-	-	2	7	.286	4	0.1	6	-	-	-	41	0.5	
Chester Otto																			
1910																			
John Pace																			
1945-46																			
Chris Paddock																			
1996-97	8-0	2	4	.500	0	0	.000	1	2	.500	7	0.9	0	1	3	0	18	5	0.6
Logan Padgett																			
2020-21	8-0	9	19	.474	4	10	.400	1	2	.500	11	1.4	4	4	1	2	61	23	2.9
Leon Palmisano																			
1952-53	17	10	52	.193	-	-	-	17	20	.850	25	1.5	-	-	-	-	37	2.2	
1953-54	5	4	17	.235	-	-	-	0	0	.000	2	0.4	-	-	-	-	8	1.6	
1954-55	9	27	67	.403	-	-	-	16	29	.552	33	3.6	-	-	-	-	70	7.8	
Totals	31	41	136	.301	-	-	-	33	49	.673	60	1.9	-	-	-	-	115	3.7	
Kenny Page																			
1979-80	28-28	314	618	.508	-	-	-	156	203	.768	184	6.6	65	102	3	20	1071	784	28.0
1980-81	25-25	239	525	.455	-	-	-	125	161	.776	111	4.4	60						

ALL-TIME LETTERWINNERS


NAME	G-GS	FG	FGA	PCT	3FG	3FGA	Pct	FT	FIA	Pct	Reb	Avg	A	TO	B	S	Min	Pts	Avg	
G. Robinson																				
1976-77	3	3	3	1.000	-	-	-	0	0	.000	2	0.7	0	-	-	-	7	6	2.0	
Paul Roby																				
1978-79	29-12	80	189	.423	-	-	-	11	22	.500	109	3.8	7	24	17	11	477	169	5.8	
1979-80	2-2	7	21	.333	-	-	-	2	3	.667	9	4.5	3	3	2	6	62	16	8.0	
Totals	31-14	87	210	.414	-	-	-	13	25	.520	118	3.8	10	27	20	13	539	185	5.9	
John Robinson II																				
1998-99	34-30	110	297	.370	54	154	.351	72	97	.742	87	2.6	162	96	1	35	1169	346	10.2	
1999-00	11-2	15	41	.366	7	17	.412	8	10	.800	18	1.6	22	20	0	15	176	45	4.1	
Totals	45-32	125	338	.370	61	171	.357	80	107	.748	105	2.3	184	116	1	50	1345	391	8.7	
Jimmy Rogers																				
1987-88	36-0	91	160	.569	12	30	.400	78	114	.684	101	2.8	71	42	3	27	778	272	7.6	
Mel Rogers																				
1920																				
David Romero																				
1979-80	8-0	3	6	.500	-	-	-	2	3	.667	3	0.4	1	1	0	2	17	8	1.0	
Don Rose																				
1965-66	17	11	24	.458	-	-	-	7	11	.636	18		-	-	-	-	29	1.7		
Toby Roybal																				
1952-53	14	59	162	.364	-	-	-	59	87	.678	79	5.6	-	-	-	-	177	12.6		
1953-54	20	118	348	.339	-	-	-	99	133	.744	144	7.2	-	-	-	-	335	16.7		
1955-56	22	141	391	.361	-	-	-	161	221	.728	155	7.0	-	-	-	-	448	20.4		
Totals	56	318	901	.353	-	-	-	319	442	.722	378	6.8	-	-	-	-	960	17.1		
Charles Ruth																				
1941																				
Mark Saiers																				
1971-72	26	32	84	.381	-	-	-	22	32	.688	67	2.6	24	-	-	-	374	86	3.3	
1972-73	27	106	201	.527	-	-	-	62	85	.729	63	2.3	51	-	-	-	759	271	10.0	
1973-74	29	132	251	.526	-	-	-	58	83	.699	189	6.5	67	-	-	-	866	322	11.1	
Totals	82	270	536	.503	-	-	-	142	200	.710	319	3.9	142	-	-	-	1999	679	8.3	
Ben Sacks																				
1925-26																				
Manuel Saenz																				
1936-38																				
Marcus Salas																				
1943-44																				
Donald Sanchez																				
1979-80	3-0	1	3	.333	-	-	-	1	4	.250	3	1.0	0	0	1	0	7	3	1.0	
Rodney Sanders																				
1993-94	8-0	10	32	.313	9	28	.321	2	4	.500	6	0.8	19	0	0	2	31	3.9		
Ron Sanford																				
1966-67	26	69	141	.489	-	-	-	34	60	.567	109	4.2	-	-	-	-	172	6.6		
1967-68	27	165	321	.514	-	-	-	91	144	.632	245	9.1	-	-	-	-	421	15.6		
1968-69	26	145	288	.503	-	-	-	59	96	.615	228	8.8	24	-	-	-	349	13.4		
Totals	79	379	750	.505	-	-	-	184	300	.613	582	7.4	-	-	-	-	942	11.9		
Daniel Santiago																				
1995-96	33-4	36	51	.706	0	0	.000	35	48	.729	51	1.5	4	23	16	2	224	107	3.2	
1996-97	23-0	29	40	.725	0	1	.000	29	37	.784	35	1.5	9	12	16	4	173	87	3.8	
Totals	56-4	65	91	.714	0	1	.000	64	85	.743	86	1.5	13	35	32	6	397	194	3.5	
Russell Saunders																				
1977-78	28-22	97	205	.473	-	-	-	59	92	.641	56	2.0	132	66	0	44	637	253	9.0	
1978-79	27-13	95	191	.497	-	-	-	83	103	.806	42	1.6	139	69	2	42	626	273	10.1	
Totals	55-35	192	396	.485	-	-	-	142	195	.728	98	1.8	271	135	2	86	1263	526	9.6	
Bernard Scarborough																				
1923																				
Kelvin Scarborough																				
1983-84	32-0	46	99	.465	-	-	-	42	70	.600	30	0.9	36	28	0	24	397	134	4.2	
1984-85	32-32	113	258	.438	-	-	-	114	150	.760	118	3.7	175	113	3	80	1146	340	10.6	
1985-86	31-31	125	249	.502	-	-	-	85	129	.659	131	4.2	151	89	5	53	1087	335	10.8	
1986-87	35-34	215	402	.535	30	85	.353	200	257	.778	143	4.1	212	117	3	78	1317	660	18.9	
Totals	130-49	499	1008	.495	30	85	.353	441	606	.728	422	3.2	574	347	11	235	3847	1469	11.3	
Nikola Sceik																				
2015-16	10-0	8	15	.533	0	0	.000	1	1	1.000	8	0.8	1	7	0	1	75	17	1.7	
Terry Schaafsma																				
1967-68	12	10	24	.417	-	-	-	2	2	1.000	6	0.5	-	-	-	-	22	1.8		
1968-69	11	5	15	.333	-	-	-	1	2	.500	10	0.9	1	-	-	-	11	1.0		
Totals	23	15	39	.385	-	-	-	3	4	.750	16	0.7	-	-	-	-	33	1.4		
Karl Schlick																				
1931-32																				
Greg Schornstein																				
1993-94	24-0	13	30	.433	4	11	.364	11	17	.647	37	1.5	8	12	0	3	188	41	1.7	
1994-95	30-5	67	132	.508	17	43	.395	36	50	.720	102	3.4	22	37	4	12	522	187	6.2	
1995-96	33-25	83	175	.474	35	83	.422	49	76	.645	125	3.8	84	53	2	38	937	250	7.6	
1996-97	33-19	34	84	.405	11	34	.324	18	28	.683	114	3.5	51	25	5	16	600	97	2.9	
Totals	120-49	197	421	.468	67	171	.391	114	171	.667	378	3.2	165	127	11	69	2247	575	4.8	
Walt Schuman																				
1955-56	14	48	118	.407	-	-	-	31	53	.584	90	6.4	-	-	-	-</				

ALL-TIME LETTERWINNERS

NAME	G-GS	FG	FGA	PCT	3FG	3FGA	Pct	FT	FIA	Pct	Reb	Avg	A	TO	B	S	Min	Pts	Avg	
Keith Sponholtz																				
1963-64	8	3	13	.230	-	-	-	3	5	.600	21	2.6	-	-	-	-	-	9	1.1	
1964-65	11	3	8	.375	-	-	-	2	6	.333	10	0.9	-	-	-	-	-	8	0.7	
1965-66	9	1	2	.500	-	-	-	0	2	.000	3	0.3	-	-	-	-	-	2	0.2	
Totals	28	7	23	.304	-	-	-	5	13	.385	34	1.2	-	-	-	-	-	19	0.7	
Frank Springer																				
Tom Starkey																				
1997-98	11-0	5	19	.263	1	5	.200	2	2	1.000	13	1.2	7	32	2	3	53	13	1.2	
Tony Steffan																				
1988-89	10-0	4	8	.500	2	4	.500	0	3	.000	2	0.2	0	1	1	2	15	10	1.0	
1989-90	10-0	4	8	.500	2	6	.333	3	4	.750	4	0.4	0	1	0	1	20	13	1.3	
Totals	20-0	8	16	.500	4	10	.400	3	7	.429	6	0.3	0	2	1	3	35	23	1.2	
Steve Stephens																				
1969-70	21	16	42	.381	-	-	-	13	21	.619	37	1.8	5	-	-	-	211	45	2.1	
Michael Stewart																				
1970-71	26	41	111	.369	-	-	-	30	62	.484	129	5.0	25	-	-	-	573	112	4.3	
1971-72	26	44	117	.376	-	-	-	16	26	.615	83	3.2	15	-	-	-	429	104	4.0	
1972-73	27	55	114	.482	-	-	-	24	31	.774	99	3.7	23	-	-	-	339	134	5.0	
Totals	79	140	342	.409	-	-	-	70	119	.588	311	3.9	63	-	-	-	1341	350	4.4	
Mike Stewart																				
1975-76	4	1	2	.500	-	-	-	0	0	.000	1	0.3	2	-	-	-	26	2	0.5	
1976-77	12	5	9	.556	-	-	-	0	3	.000	8	0.7	0	-	-	-	35	10	0.9	
1977-78	28-0	28	66	.424	-	-	-	24	35	.686	39	1.4	25	23	1	19	296	80	2.9	
1978-79	29-5	81	170	.476	-	-	-	40	51	.784	86	3.0	33	30	0	26	562	192	6.6	
Totals	73	115	247	.466	-	-	-	64	89	.719	134	1.8	60	-	-	-	919	284	3.9	
Earl Sticketon																				
1931-32																				
Bill Stockton																				
1940																				
Walter Stome																				
1951																				
Frank Stortz																				
1925, 1930																				
Abe Stowell																				
1923, 1925																				
Grover Strong																				
1902-03																				
Frank Strubel																				
1961-62	9	4	19	.211	-	-	-	4	8	.500	10	1.1	-	-	-	-	-	12	1.3	
Bill Swenson																				
1950-51	24	72	195	.320	-	-	-	41	83	.494	149	6.2	18	-	-	-	-	185	7.7	
1951-52																				
Dave Syme																				
1954-55	22	57	196	.291	-	-	-	19	51	.374	79	3.6	-	-	-	-	-	133	6.0	
1955-56	22	60	195	.308	-	-	-	13	25	.520	79	3.6	-	-	-	-	-	133	8.0	
1956-57	8	4	9	.444	-	-	-	1	3	.333	8	1.0	-	-	-	-	-	9	1.1	
Totals	52	121	400	.301	-	-	-	33	79	.418	166	3.2	-	-	-	-	-	275	5.3	
Ray Tanner																				
1940-41																				
Larry Tarrance																				
1980-81	25-4	23	53	.434	-	-	-	19	36	.528	94	3.8	10	25	8	10	393	65	2.6	
1981-82	28-24	74	138	.536	-	-	-	49	72	.681	163	5.8	42	57	13	22	606	197	7.0	
Totals	53-28	97	191	.508	-	-	-	68	108	.630	257	4.8	52	82	21	32	999	262	4.9	
J. Tascher																				
1903, 1906-07																				
Jimmy Taylor																				
1990-91	30-8	47	93	.505	25	57	.439	48	63	.762	52	1.7	113	34	1	36	763	167	5.6	
Wendell Taylor																				
1972-73	26	51	123	.415	-	-	-	10	18	.556	33	1.3	39	-	-	-	257	112	4.3	
1973-74	29	117	245	.478	-	-	-	31	55	.564	68	2.3	109	-	-	-	669	265	9.1	
Totals	55	168	368	.457	-	-	-	41	73	.562	101	1.8	148	-	-	-	926	377	6.9	
John Teel																				
1955-56	21	93	307	.303	-	-	-	70	110	.636	208	9.9	-	-	-	-	-	254	12.2	
1956-57	21	134	312	.429	-	-	-	66	96	.688	222	10.6	-	-	-	-	-	334	15.9	
1957-58	24	139	404	.344	-	-	-	61	90	.676	204	8.5	-	-	-	-	-	339	14.2	
Totals	66	366	1023	.358	-	-	-	197	296	.676	634	9.6	-	-	-	-	-	927	14.4	
Lyman Thackeray																				
1917																				
Charlie Thomas																				
1987-88	36-36	245	435	.563	0	2	.000	123	184	.668	271	7.5	55	79	10	39	1117	613	17.0	
1988-89	33-33	227	365	.622	0	0	.000	91	142	.641	258	7.8	64	62	6	35	1045	545	16.5	
Totals	69-69	472	800	.590	0	2	.000	214	326	.656	529	7.7	119	141	16	74	2162	1158	16.8	
Cleveland Thomas																				
2012-13	34-2	12	31	.387	0	3	.000	14	18	.778	28	0.8	17	11	0	4	217	38	1.1	
2013-14	34-10	39	115	.339	21	59	.356	34	39	.872	81	2.4	25	18	1	8	517	133	3.9	
Totals	68-12	51	146	.349	21	62	.339	48	57	.842	109	1.6	42	29	1	12	734	171	2.5	
Eric Thomas																				
1991-92	5-0	1	5	.200	1	3	.333	1	2	.500	1	0.2	0	0	0	0	13	4	0.8	

ALL-TIME LETTERWINNERS

NAME	G-GS	FG	FGA	PCT	3FG	3FGA	Pct	FT	FTA	Pct	Reb	Avg	A	TO	B	S	Min	Pts	Avg
Ike Williams																			
1990-91	30-28	74	186	.398	15	52	.289	27	43	.628	91	3.0	91	77	2	22	571	190	6.3
1991-92	33-33	147	356	.413	54	172	.314	56	77	.727	112	3.4	69	63	5	29	799	404	12.2
1992-93	31-31	187	389	.481	71	155	.458	47	74	.635	136	4.4	75	88	6	27	945	492	15.9
Totals	94-92	408	931	.438	140	379	.369	130	194	.670	339	3.6	235	228	13	78	2315	1086	11.6
Jamaal Williams																			
2001-02	28-3	98	189	.519	1	4	.250	19	50	.380	142	5.1	8	25	12	20	564	216	7.7
2002-03	28-14	130	261	.498	4	20	.200	52	93	.559	144	5.1	34	42	5	25	667	316	11.3
Totals	56-17	228	450	.507	5	24	.208	71	143	.497	286	5.1	42	67	17	45	1231	532	9.5
Jim Williams																			
1955-56	3	1	1	1.000	-	-	-	0	1	.000	2	0.7	-	-	-	-	-	2	0.6
Jim Williams																			
1977-78	14-0	6	15	.400	-	-	-	7	14	.500	12	0.9	2	7	1	1	48	19	1.4
1978-79	22-0	22	54	.407	-	-	-	29	41	.707	53	2.4	5	23	1	3	179	71	3.2
1979-80	28-26	93	210	.443	-	-	-	114	155	.735	207	7.4	24	67	6	14	942	300	10.7
Totals	64-26	121	279	.434	-	-	-	150	210	.714	272	4.3	31	97	8	18	1169	390	6.1
Kendall Williams																			
2010-11	35-34	122	269	.454	55	129	.426	107	149	.718	106	3.0	141	71	6	49	1066	406	11.6
2011-12	34-32	127	286	.444	39	110	.355	117	150	.780	112	3.3	142	75	5	46	1014	410	12.1
2012-13	34-32	126	310	.406	48	138	.348	153	200	.765	120	3.5	166	72	3	38	1170	453	13.3
2013-14	34-34	151	351	.430	62	162	.389	179	228	.785	121	3.6	168	68	2	53	1200	544	16.0
Totals	137-132	526	1216	.433	205	539	.380	556	727	.765	459	3.4	617	286	16	186	4450	1813	13.2
Ricky Williams																			
1974-75	21	35	90	.389	-	-	-	33	49	.673	31	1.5	15	-	-	-	300	103	4.9
1975-76	26	127	261	.487	-	-	-	70	94	.745	54	2.1	102	-	-	-	842	324	12.5
Totals	47	162	351	.462	-	-	-	103	143	.720	85	1.8	117	-	-	-	1142	427	9.1
Tim Williams																			
2015-16	32-32	215	356	.604	0	0	.000	109	163	.669	237	7.4	33	48	39	19	1078	539	16.8
2016-17	22-21	149	265	.562	1	5	.200	83	120	.692	152	6.9	33	39	14	12	736	382	17.4
Totals	54-53	364	621	.586	1	5	.200	192	283	.678	389	7.2	66	87	53	31	1814	921	17.1
Wallace Williams																			
1980-81	25-3	26	67	.388	-	-	-	37	44	.840	23	0.9	17	28	1	6	307	89	3.6
Frank Willis																			
1992-93	10-0	6	19	.316	0	0	.000	4	7	.571	9	0.9	1	2	0	1	35	16	1.6
1993-94	12-0	9	20	.450	0	0	.000	3	4	.750	23	1.9	0	0	2	1	47	21	1.8
Totals	22-0	15	39	.385	0	0	.000	7	11	.636	32	1.5	1	2	2	2	82	37	1.7
Joe Willmore																			
1956-57	16	47	121	.388	-	-	-	62	90	.689	58	3.6	-	-	-	-	-	156	9.8
Jonathan Willis																			
2007-08	32-17	35	101	.347	23	60	.383	15	24	.625	31	0.9	39	21	1	12	406	108	3.4
2008-09	34-2	25	55	.455	10	25	.400	14	23	.609	19	0.8	34	18	1	6	358	74	2.2
Totals	66-19	60	156	.385	33	85	.388	29	47	.617	50	0.8	73	39	2	18	764	182	2.8
Britt Wilson																			
1975-76	8	0	4	.000	-	-	-	0	1	.000	1	0.1	3	-	-	-	39	0	0.0
Bruce Wilson																			
1952-53	20	39	108	.360	-	-	-	26	64	.406	96	4.8	-	-	-	-	104	5.2	
1953-54	22	64	166	.385	-	-	-	42	64	.656	152	6.9	-	-	-	-	152	6.9	
1954-55	24	49	204	.240	-	-	-	81	137	.595	194	8.1	-	-	-	-	179	7.5	
Totals	66	152	478	.318	-	-	-	149	265	.563	442	6.7	-	-	-	-	435	6.6	
Wilber Wilson																			
1926-30																			
Lannie Winters																			
1959-60	25	111	279	.398	-	-	-	47	64	.734	80	3.2	-	-	-	-	269	10.8	
1960-61	23	90	227	.396	-	-	-	44	54	.815	45	2.0	-	-	-	-	224	9.7	
Totals	48	201	506	.397	-	-	-	91	118	.771	125	2.6	-	-	-	-	493	10.3	
Mike Winters																			
1983-84	35-0	32	68	.470	-	-	-	48	60	.800	61	1.7	27	1	19	17	646	112	3.2
1984-85	32-31	85	189	.450	-	-	-	22	34	.647	120	3.8	83	45	12	22	1061	192	6.0
1985-86	31-31	73	171	.427	-	-	-	17	32	.531	158	5.1	122	65	9	28	1061	163	5.3
1986-87	35-35	97	206	.471	35	83	.422	51	72	.708	214	6.1	119	56	6	31	1166	280	8.0
Totals	133-97	287	629	.456	35	83	.422	138	198	.697	553	4.2	351	167	46	98	3934	747	5.6
Oliver Witten																			
1920																			
Ben Wolf																			
1980-81	9-0	1	4	.250	-	-	-	8	8	1.000	3	0.3	0	0	0	1	31	10	1.1
Don Wood																			
1944																			
Rick Wright																			
1969-70	12	10	20	.500	-	-	-	1	4	.250	0	0.0	0	-	-	-	27	21	1.8
1970-71	16	7	18	.389	-	-	-	2	3	.667	3	0.2	1	-	-	-	46	16	1.0
1971-72	12	9	30	.300	-	-	-	1	2	.500	3	0.3	1	-	-	-	44	19	1.4
Totals	40	26	58	.448	-	-	-	4	9	.444	6	0.2	2	-	-	-	117	56	1.4
Bob Zarr																			
1963-64	19	26	62	.419	-	-	-	14	33	.424	37	1.9	-	-	-	-	-	66	3.4
1964-65	14	24	62	.387	-	-	-	19	32	.593	44	3.1	-	-	-	-	-	67	4.7
Totals	33	50	124	.403	-	-	-	33	65	.508	81	2.5	-	-	-	-	-	133	4.1
Les Zerwas																			
1979-80	17-9	10	25	.400	-	-	-	7	10	.700	15	0.9	30	18	0	5	356	27	1.6



A TRIBUTE TO TOBY ROYBAL

by J.D. Kailer

Albuquerque - Jan. 11, 1956

Toby Roybal, a slick 6-foot-2 senior guard from Santa Fe, scored a school-record 45 points tonight to lead the New Mexico Lobos to a stunning 92-79 Skyline Conference basketball win over Montana before 2,500 wild fans at Carlisle Gym. Roybal's record performance followed the 37 points he scored against Wyoming in the 80-71 victory at Laramie four nights earlier. Ironically, Roybal committed his final personal foul with 2:30 remaining. When Coach Bill Stockton walked out on the floor to shake Roybal's hand, the crowd gave the guard a two-minute standing ovation. Roybal's record totals: 13 FGs, 19 of 25 FTs, 45 points, 38 minutes.

Albuquerque - Jan. 12, 1956 - Picking up where he left off 24 hours earlier, Roybal scored 30 points to lead New Mexico to an easy 73-50 win over Montana. The Santa Fe product had scored a record 45 points the previous night. Grizzlies head coach Frosty Cox put two, sometimes three men, on the all-Skyline guard. Roybal answered the challenge by either passing to wide-open teammates or drawing a foul. His 30 points came on seven field goals and 16 of 21 free throws. In a five-day span against Wyoming and Montana, Roybal scored 110 points in three games.

Albuquerque - March 21, 1984 - The late-Toby Roybal was inducted into the Albuquerque Sports Hall of Fame before an overflow crowd at the Hilton Hotel. **Not only was the stellar athlete the 23rd H.O.F. inductee, but he was also the first UNM basketball player to have his jersey - No. 44 - retired.** Previously, No. 44 had been worn by Lobo standouts Ira Harge, Mel Daniels and Rich Pokorski. UNM athletics director John Bridgers presented the jersey to Roybal's widow, Dixie, at the banquet following the induction. Roybal died in 1962 at the age of 30 - a victim of a fast-spreading cancer.

Roybal was inducted into the University of New Mexico Athletic Hall of Honor in 1995.

THEY REMEMBERED TOBY ROYBAL...


"Toby was ungodly even as a freshman; one of the best to ever play at UNM. A great leaper who could hit on any shot from 5-6 feet. He was quick. It took three guys to contain him. He could have played on any team UNM ever had... '60s, '70s, '80s or '90s." — *Larry Tuttle, UNM 1950-52.*

"Forty-seven years ago, Toby Roybal was the best home-grown athlete New Mexico has ever produced. Things haven't changed. He is the greatest player in New Mexico's basketball history, long before the 3-pointer and bonus free throws." — *Jim Hulsman, former Albuquerque High head basketball coach.*

"I recruited Toby out of Santa Fe High. He had tremendous physical talents and he improved on them after two years in service. Despite the de-emphasis of sports at UNM in the early-1950s, Toby played a major role in keeping us competitive." — *Woody Clements, UNM head basketball coach, 1944-51, 1952-55.*

"He was something special. A

ALL-AMERICANS




MEL DANIELS

Undeniably one of the best players in school history...UNM's first All-American, earning the honor in 1967...All-WAC in 1966 and '67...played on Lobo teams that went 54-28...led the WAC in scoring his senior year...scoring high was 39 against Texas Tech as a junior...9th player taken in the 1967 NBA Draft by the Cincinnati Royals... ABA Rookie of the Year in 1967-68 with the Minnesota Muskies before being traded to the Indiana Pacers...ABA Most Valuable Player in 1969 and 1971 and led the Pacers to three ABA championships...played in seven ABA All-Star games, and was named the 1971 All-Star Game MVP ... Inducted into the Naismith Basketball Hall of Fame in 2012

1966-67: Consensus-2; USBWA; NABC-2; UPI-2; AP-3

DANIELS CAREER STATISTICS							
YEAR	G	FG	FT	REB	AVG	PTS	AVG
1965	27	178	111	302	11.1	467	17.0
1966	23	191	107	238	10.3	489	21.2
1967	27	225	131	313	11.6	581	21.5
TOT	77	594	349	853	11.1	1537	20.0




RON NELSON

Helms All-America as a senior in 1968 ... played at New Mexico Military Institute before transferring to UNM for his final two seasons ... Averaged 19.5 points per game as a senior, leading the Lobos to their first NCAA Tournament appearance ... first-team All-WAC as a senior ... Helped UNM start the 1968 season on a 17-game win streak

1966-67: Helms, AP-HM

NELSON CAREER STATISTICS							
YEAR	G	FG	FT	REB	AVG	PTS	AVG
1966	24	82	36	76	3.2	198	8.2
1967	28	165	120	122	4.4	546	19.5
TOT	52	247	156	198	3.8	744	14.3




WILLIE LONG

Helms All-America as a senior in 1971...the athletic post player was All-WAC in 1970 and '71...a second-round draft pick by the Cleveland Cavaliers in 1971...the second Lobo to record 1,500 points and 800 rebounds in a career...first Lobo to average more than 22 points a game for a season...career-scoring high was 41 against BYU his junior season...career best for rebounds was 21 versus Abilene Christian as a sophomore... led the WAC in scoring as a senior

1970-71: Helms

LONG CAREER STATISTICS							
YEAR	G	FG	FT	REB	AVG	PTS	AVG
1969	26	109	82	188	7.2	300	11.6
1970	26	237	147	335	12.9	621	23.9
1971	26	214	193	277	10.7	621	23.9
TOT	78	560	422	800	10.3	1542	19.8



MICHAEL COOPER

Although he only spent two years at New Mexico, Michael Cooper proved he was one of the greatest Lobos..."Coop" was a two-time All-WAC selection and All-America honoree in 1978 after leading UNM to a conference title and a 24-4 record...Cooper went on to have a stellar professional playing career with the Los Angeles Lakers...he was also successful as a coach at the professional level with the Los Angeles Sparx of the WNBA and the Albuquerque Thunderbirds of the National Basketball Development League.

1977-78: USBWA-1

COOPER CAREER STATISTICS							
YEAR	G	FG	FT	REB	AVG	PTS	AVG
1977	30	171	112	150	5.0	454	15.1
1978	28	189	73	158	5.6	451	16.1
TOT	58	360	185	308	5.3	905	15.6




KENNY THOMAS

The first player in the history of the Western Athletic Conference to surpass 1,800 points, 1,000 rebounds and 200 blocked shots...all-conference selection three times and a member of the all-WAC defensive team his final two seasons...the Lobos enjoyed their best four-year mark in school history with Thomas as a member, compiling a 102-30 (77%) record from 1995-98, including a 71-3 ledger in The Pit...UNM advanced to the second round of the NCAA Tournament an unprecedented four straight years during that span...Thomas led UNM to the championship game of the WAC Tournament three times and was named most valuable player as a freshman (1996)...his career scoring high was 31 points on two occasions, while his best rebounding effort was 18 against New Hampshire

1997-98: BT, SN-2, NABC-3, AP-HM

THOMAS CAREER STATISTICS							
YEAR	G	FG	FT	REB	AVG	PTS	AVG
1996	33	170	144	256	7.8	484	14.7
1997	32	139	155	220	6.9	444	13.9
1998	32	195	122	297	9.3	539	16.8
1999	26	162	113	259	10.0	464	17.8
TOT	123	666	534	1032	8.4	1931	15.7

ALL-AMERICANS



DANNY GRANGER

Granger played two seasons for the Lobos after transferring from Bradley ... averaged 18.8 ppg and 8.9 rpg as a senior in 2004-05, earning All-American (AP-Honorable Mention and Sporting News 3rd-Team), 1st Team All-MWC and MWC Tournament MVP honors ... Led UNM to the 2005 Mountain West title and a NCAA Tournament appearance ... Was the only player in the NCAA to average 18 ppg, 8.9 rpg, 2 bpg, 2 apg and 2 spg during the 2004-05 season ... selected by Indiana with the No. 17 overall pick of the 2005 NBA Draft.

2004-05: BT, AP-HM

GRANGER CAREER STATISTICS							
YEAR	G	FG	FT	REB	AVG	PTS	AVG
2004	22	136	133	197	9.0	429	19.5
2005	30	183	154	266	8.9	565	18.8
TOT	52	319	287	463	8.9	994	19.1




DARINGTON HOBSON

Hobson shined in his lone season for the Lobos in 2009-10 ... After playing two seasons at the junior college level, he transferred to New Mexico ... the 6-foot-7 Hobson was named AP third team All-America, MWC Player of the Year and MWC Newcomer of the Year during his one season in Albuquerque ... Also gained All-America honors from FOXSports.com, Sporting News and Basketball Times ... Hobson was the first Lobo to lead the team in scoring (15.9 ppg), rebounding (9.3 rpg) and assists (4.6 apg) in a single season, and the first New Mexico player to reach 500 points, 300 rebounds and 150 assists in a season

2009-10: AP-3, SN-3, BT

HOBSON CAREER STATISTICS							
YEAR	G	FG	FT	REB	AVG	PTS	AVG
2010	35	193	130	325	9.3	555	15.9
TOT	35	193	130	325	9.3	555	15.9



CAMERON BAIRSTOW

Had one of the greatest senior seasons in school history, earning Second Team All-America honors from Sports Illustrated ... became first person in school history to average 20 points a season after averaging single-figures ... led the Mountain West in scoring and shooting and recorded the third-most points in a MW conference season ... was the Mountain West Tournament MVP as a senior, as well as First Team All-MW, First Team All-NABC, and All-USBWA ... became known nationally for his work ethic, a regimen that included lifting weights in full uniform after games

2013-14: SI-2, NBC-3, CBS-3, AP-HM

BAIRSTOW CAREER STATISTICS							
YEAR	G	FG	FT	REB	AVG	PTS	AVG
2011	33	33	13	55	1.8	80	2.6
2012	34	40	45	123	3.6	125	3.7
2013	35	108	124	208	5.9	340	9.7
2014	34	237	219	251	7.4	694	20.4
TOT	134	418	401	637	4.8	1239	9.2

NATIONAL AWARDS



1994 - GREG BROWN - FRANCES POMEROY NAISMITH AWARD

Nation's Top Player Under 6-Foot Tall

Remember, you're too small to play basketball, especially NCAA Division I basketball. Bunk. That's essentially what Greg Brown told those people who thought he was not big enough to play a game controlled by giants.

Greg Brown, 5-foot-7 Greg Brown, proved to all the naysayers that there is room for the little man in the game of basketball. Without Brown, New Mexico doesn't come close to winning a WAC title in 1994, the school's first in 16 years.


Praise rang from all over the country as Brown, a 1990 graduate of Albuquerque High School, progressed through his senior year. Four times he scored 30 or more. Brown tossed in 42 -- in 34 minutes -- against Texas-El Paso. He poured in 34 against New Mexico State. However, he saved his biggest games for BYU.

Brown had 35 in the Lobos' win in Albuquerque. In the title-clinching victory at Provo, the next-to-last-game of the season, Brown was awesome. He had 34 with 28 of those coming in the second half and overtime of the 84-82 triumph. Brown scored 20 of the Lobos' final 28 points, including 12 straight at one point. His three free throws -- after drawing a 3-point foul with six seconds left in regulation -- sent the game into overtime.

For all his efforts, Brown was named Western Athletic Conference and District 7 Player of the Year. He garnered honorable mention All-America recognition from the United States Basketball Writers and The Sporting News.

The crowning moment of Brown's collegiate career came when he was honored with the Frances Pomeroy Naismith Award, given to the nation's top senior in college basketball under 6-feet.

CONFERENCE AWARDS



GREG BROWN
1993-94 WAC Player of the Year



J.R. GIDDENS
2007-08 Mountain West Player of the Year



CLAYTON SHIELDS
1997-98 WAC Mountain Div. Player of the Year



DARLINGTON HOBSON
2009-10 Mountain West Player of the Year



RUBEN DOUGLAS
2002-03 Mountain West Player of the Year



KENDALL WILLIAMS
2012-13 Mountain West Player of the Year

WAC PLAYER OF THE YEAR

- 1993-94 Greg Brown
- 1997-98 Clayton Shields (Mtn)

MW PLAYER OF THE YEAR

- 2002-03 Ruben Douglas
- 2007-08 J.R. Giddens (co)
- 2009-10 Darlington Hobson
- 2012-13 Kendall Williams

WAC COACH OF THE YEAR

- 1983-84 Gary Colson
- 1993-94 Dave Bliss
- 1995-96 Dave Bliss

MW COACH OF THE YEAR

- 2008-09 Steve Alford
- 2009-10 Steve Alford
- 2012-13 Steve Alford

WAC NEWCOMER OF THE YEAR

- 1987-88 Charlie Thomas

MW NEWCOMER OF THE YEAR

- 2009-10 Darlington Hobson
- 2010-11 Drew Gordon
- 2015-16 Elijah Brown

WAC FRESHMAN OF THE YEAR

- 1995-96 Kenny Thomas

MW FRESHMAN OF THE YEAR

- 2010-11 Kendall Williams

WAC FRESHMAN OF THE YEAR

- 1995-96 Kenny Thomas

MW FRESHMAN OF THE YEAR

- 2010-11 Kendall Williams

ALL-WAC

- 1962-63 Ira Harge (1st)
- 1963-64 Ira Harge (1st)
- Claude Williams (2nd)
- 1964-65 Dick Ellis (1st)
- Mel Daniels (2nd)
- 1965-66 Mel Daniels (1st)
- 1966-67 Mel Daniels (1st)
- Ben Monroe (1st)
- Ron Nelson (1st)
- Greg Howard (2nd)
- Ron Sanford (2nd)
- 1969-70 Willie Long (1st)
- 1970-71 Willie Long (1st)
- 1971-72 Harold Little (2nd)
- 1972-73 Darryl Minniefield (1st)
- 1973-74 Bernd Hardin (1st)
- 1974-75 Bill Hagins (2nd)
- 1976-77 Michael Cooper (1st)
- Marvin Johnson (2nd)
- 1977-78 Michael Cooper (1st)
- Marvin Johnson (1st)
- 1978-79 Larry Belin (1st)
- Phil Abney (2nd)
- 1979-80 Kenny Page (1st)
- 1980-81 Kenny Page (2nd)
- 1983-84 Phil Smith (1st)
- 1984-85 Johnny Brown (2nd)
- 1985-86 Johnny Brown (1st)
- 1986-87 Kevin Scarborough (1st)
- Hunter Greene (2nd)
- Charlie Thomas (2nd)
- 1987-88 ??
- 1988-89 Luc Longley (2nd)
- Charlie Thomas (2nd)
- 1989-90 Luc Longley (1st)

CONFERENCE AWARDS

1990-91	Luc Longley (1st)
1991-92	Willie Banks (1st) Khari Jaxon (2nd)
1992-93	Khari Jaxon Ike Williams
1993-94	Greg Brown Marlow White
1994-95	Marlow White
1995-96	Charles Smith Kenny Thomas
1996-97	Charles Smith (1st-Mtn) Clayton Shields (2nd-Mtn) Kenny Thomas (2nd-Mtn)
1997-98	Clayton Shields (1st-Mtn) Kenny Thomas (1st-Mtn) Royce Olney (2nd-Mtn)
1998-99	Kennit Thomas (1st-Pac) Lamont Long (2nd-Pac)

ALL-MOUNTAIN WEST

1999-00	Lamont Long (1st)
2000-01	Ruben Douglas (2nd)
2001-02	Ruben Douglas (1st) Eric Chatfield (3rd) Patrick Dennehy (HM)
2002-03	Ruben Douglas (1st)
2003-04	Danny Granger (1st) David Chiotti (HM) Troy DeVries (HM) Javin Tindall (HM)
2004-05	Danny Granger (1st) David Chiotti (3rd) Troy DeVries (3rd) Mark Walters (HM) Alfred Neale (HM)
2005-06	Mark Walters (1st) David Chiotti (2nd)
2006-07	Tony Danridge (3rd) Darren Prentice (HM)
2007-08	J.R. Giddens (HM) J.R. Giddens (1st) Daniel Faris (HM) Chad Toppert (HM)
2008-09	Tony Danridge (1st) Daniel Faris (2nd) Roman Martinez (HM) Chad Toppert (HM)
2009-10	Dairese Gary (1st) Darrington Hobson (1st) Roman Martinez (2nd) Phillip McDonald (HM)
2010-11	Dairese Gary (1st) Drew Gordon (2nd) Kendall Williams (HM)
2011-12	Drew Gordon (1st) Kendall Williams (2nd) Tony Snell (HM)
2012-13	Kendall Williams (1st) Alex Kirk (2nd) Tony Snell (3rd) Hugh Greenwood (HM)
2013-14	Cameron Bairstow (HM) Cameron Bairstow (1st) Kendall Williams (1st) Alex Kirk (3rd)
2014-15	Hugh Greenwood (HM)
2015-16	Hugh Greenwood (3rd) Elijah Brown (1st) Tim Williams (2nd)
2016-17	Elijah Brown (2nd) Tim Williams (3rd)
2017-18	Anthony Mathis (3rd) Antino Jackson (HM)
2018-19	Anthony Mathis (3rd)
2020-21	Makuach Maluach (3rd)

WAC ALL-DEFENSIVE TEAM

<i>(Began in 1993-94)</i>	
1993-94	Lewis LaMar
1994-95	Marlow White
1995-96	Charles Smith
1996-97	David Gibson (Mtn)
1997-98	David Gibson (Mtn) Kenny Thomas (Mtn)
1998-99	Kenny Thomas (Pac)

MW ALL-DEFENSIVE TEAM

<i>(Began in 2008-09)</i>	
2009-10	Dairese Gary
2010-11	Dairese Gary
2012-13	Alex Kirk
2013-14	Alex Kirk Kendall Williams

WAC ALL-NEWCOMER TEAM

<i>(Began in 1993-94)</i>	
1993-94	Marlow White
1995-96	Kenny Thomas
1996-97	Lamont Long (Mtn)
1997-98	Kevin Hardy (Mtn)

MW ALL-NEWCOMER TEAM

1999-00	Wayland White
2000-01	Ruben Douglas

ACADEMIC ALL-WAC

<i>(Began in 1988-89)</i>	
1998-99	Brian Smith

ACADEMIC ALL-MW

1999-00	Kevin Henry Brian Smith
2000-01	Brian Smith Alvin Broussard
2001-02	Jamaal Williams
2002-03	Ryan Ashcraft Jeff Hart
2003-04	Ryan Ashcraft Troy DeVries Jeff Hart Ryan Wall
2004-05	Troy DeVries Blake Harden Jeff Hart
2005-06	Joel Box Danie Faris Blake Harden Jeff Hart Chad Toppert Roman Martinez
2006-07	Chad Toppert Roman Martinez
2007-08	Chad Toppert Roman Martinez
2008-09	Chad Toppert Roman Martinez
2009-10	Chad Toppert Roman Martinez
2010-11	Jamal Fenton Dairese Gary Alex Kirk Emmanuel Ngedu Chris Perez
2011-12	Cameron Bairstow Hugh Greenwood
2012-13	Cameron Bairstow Hugh Greenwood Alex Kirk
2013-14	Obj Agat Cameron Bairstow Deshawn Delaney Hugh Greenwood Alex Kirk Cullen Neal

2014-15	Obj Agat Deshawn Delaney Hugh Greenwood Tim Jacobs Sam Logwood J.J. Nganda Devon Williams
2015-16	Dane Kuiper Anthony Mathis Cullen Neal Devon Williams Tim Williams
2016-17	Joe Furstinger Connor MacDougall Tim Williams
2017-18	Joe Furstinger Connor MacDougall Makuach Maluach Chris McNeal Vladimir Pinchuk
2018-19	Dane Kuiper Anthony Mathis Makuach Maluach
2019-20	Vante Hendrix Emmanuel Kuac Makuach Maluach Zane Martin Kurt Wegscheider
2020-21	Jordan Arroyo Jeremiah Francis III Emmanuel Kuac Makuach Maluach Logan Padgett

WAC PLAYER OF THE WEEK

<i>(Began in 1982-83)</i>	
1984-85	Johnny Brown (Mar. 3)
1985-86	Johnny Brown (Dec. 2) Johnny Brown (Jan. 6)
1986-87	Kevin Scarborough (Dec. 8) Hunter Greene (Mar. 2)
1987-88	Charlie Thomas (Dec. 14) Darrell McGee (Jan. 4) Darrell McGee (Feb. 1)
1988-89	Charlie Thomas (Jan. 9) Rob Loeffel (Jan. 16)
1989-90	Luc Longley (Feb. 26)
1990-91	Luc Longley (Mar. 4)
1991-92	Khari Jaxon (Jan. 4) Khari Jaxon (Jan. 18)
1992-93	Steve Logan (Dec. 21) Ike Williams (Mar. 8)
1993-94	Greg Brown (Jan. 10) Marlow White (Feb. 14) Marlow White (Feb. 28)
1994-95	Brian Layden (Dec. 5) Clayton Shields (Jan. 23) Marlow White (Feb. 20)
1995-96	Clayton Shields (Dec. 18) Charles Smith (Feb. 26)
1996-97	Clayton Shields (Dec. 2-Mtn) Kenny Thomas (Jan. 13-Mtn) Charles Smith (Feb. 3-Mtn)
1997-98	Kenny Thomas (Jan. 19-Mtn) Royce Olney (Feb. 2-Mtn) Clayton Shields (Feb. 9-Mtn)
1998-99	Lamont Long (Nov. 16-Pac) Lamont Long (Nov. 23-Pac) Brian Smith (Nov. 30-Pac) Kenny Thomas (Jan. 4-Pac) Lamont Long (Jan. 18-Pac) Kevin Henry (Feb. 15-Pac) Kenny Thomas (Feb. 22-Pac)

CONFERENCE & DISTRICT AWARDS

MW PLAYER OF THE WEEK

1999-00	Lamont Long (Nov. 29)
2000-01	Ruben Douglas (Feb. 16)
2001-02	Ruben Douglas (Nov. 26)
2002-03	Ruben Douglas (Dec. 9)
	Ruben Douglas (Feb. 3)
2003-04	Danny Granger (Dec. 29)
	Danny Granger (Jan. 26)
2004-05	Mark Walters (Nov. 22)
	Danny Granger (Dec. 20)
	Alfred Neale (Feb. 7)
	Mark Walters (Feb. 28)
2006-07	J.R. Giddens (Nov. 27)
	Tony Danridge (Dec. 26)
	Tony Danridge (Feb. 5)
2007-08	J.R. Giddens (Nov. 19)
	J.R. Giddens (Jan. 7)
	J.R. Giddens (Feb. 11)
	J.R. Giddens (Feb. 18)
	J.R. Giddens (Mar. 10)
2008-09	Roman Martinez (Dec. 15)
	Roman Martinez (Jan. 19)
	Tony Danridge (Feb. 9)
	Tony Danridge (Mar. 9)
2009-10	Darlington Hobson (Nov. 23)
	Roman Martinez (Dec. 7)
	Roman Martinez (Dec. 14)
	A.J. Hardeman (Jan. 18)
	Darlington Hobson (Feb. 8)
	Dairese Gary (Mar. 1)
2010-11	Drew Gordon (Jan. 31)
	Drew Gordon (Mar. 7)
2011-12	Drew Gordon (Dec. 19)
	Drew Gordon (Jan. 2)
	Drew Gordon (Feb. 20)
	Drew Gordon (Mar. 5)
2012-13	Tony Snell (Nov. 19)
	Alex Kirk (Dec. 31)
	Alex Kirk (Jan. 14)
	Kendall Williams (Feb. 25)
	Alex Kirk (Mar. 4)
2013-14	Alex Kirk (Nov. 25)
	Cameron Bairstow (Dec. 9)
	Cameron Bairstow (Feb. 3)
	Cameron Bairstow (Feb. 24)
2014-15	Deshawn Delaney (Dec. 22)
2015-16	Elijah Brown (Nov. 16)
	Elijah Brown (Dec. 14)
	Elijah Brown (Feb. 1)
2016-17	Tim Williams (Nov. 21)
	Elijah Brown (Jan. 23)
2017-18	Antino Jackson (Jan. 22)
2018-19	Anthony Mathis (Jan. 7)
2019-20	JaQuan Lyle (Nov. 18)
	JaQuan Lyle (Dec. 9)
	Carlton Bragg, Jr. (Dec. 16)

WAC ALL-TOURNAMENT TEAM

1986	Johnny Brown
1987	Hunter Greene
	Rob Loeffel
1992	Willie Banks
1993	Steve Logan
	Ike Williams
1994	Greg Brown
1996	Charles Smith
	Kenny Thomas
1997	Lamont Long
1998	Lamont Long
	Kenny Thomas
1999	Lamont Long

MW ALL-TOURNAMENT TEAM

2001	Wayland White
	Marlon Palmer
2005	Alfred Neale
	Danny Granger
2010	Darlington Hobson
2012	Tony Snell
	Drew Gordon
2013	Cameron Bairstow
	Tony Snell
2014	Cameron Bairstow
	Alex Kirk
	Kendall Williams
2018	Joe Furstinger
	Antino Jackson
2019	Vance Jackson

WAC TOURNAMENT MVP

1993	Ike Williams
1996	Kenny Thomas
1998	Kenny Thomas

MW TOURNAMENT MVP

2005	Danny Granger
2012	Drew Gordon
2013	Tony Snell
2014	Cameron Bairstow

USBWA ALL-DISTRICT VIII

<i>(since 2003-04)</i>	
2003-04	Danny Granger
2004-05	Danny Granger
2007-08	J.R. Giddens
2008-09	Tony Danridge
2009-10	Darlington Hobson
	Roman Martinez
2010-11	Dairese Gary
2011-12	Drew Gordon
2012-13	Alex Kirk
	Kendall Williams
2013-14	Cameron Bairstow
	Kendall Williams
2015-16	Elijah Brown
2016-17	Elijah Brown

USBWA DISTRICT VIII PLAYER OF THE YEAR


<i>(since 2003-04)</i>	
2007-08	J.R. Giddens
2013-14	Cameron Bairstow

USBWA DISTRICT VIII COACH OF THE YEAR

<i>(since 2003-04)</i>	
2009-10	Steve Alford
2012-13	Steve Alford
2013-14	Craig Neal

HONORABLE MENTION AP ALL-AMERICA

1973-74	Bernard Hardin
1977-78	Marvin Johnson
1983-84	Phil Smith
1985-86	Johnny Brown
1990-91	Luc Longley
1996-97	Charles Smith
	Kenny Thomas
1998-99	Kenny Thomas
2002-03	Ruben Douglas
2007-08	J.R. Giddens
2012-13	Kendall Williams



HALL OF FAME



MEL DANIELS CLASS OF 2012

Mel Daniels became the first Lobo inducted into the Naismith Basketball Hall of Fame in 2012. After his collegiate career at UNM, Daniels played eight seasons in the ABA. He is the ABA's all-time leader in rebounds and ranks fourth in scoring, but his greatest contributions to Hoosier Hysteria are the three ABA championships he won with the Indiana Pacers. In two of the three title runs, Daniels was the postseason leader in total rebounds. The seven-time ABA All Star averaged a double-double for his career and was also named to the All-ABA First Team four times in a row starting in 1968. After concluding his playing career with a season in the NBA with the New York Nets, he began a coaching career at Indiana State, where he coached Larry Bird as the Sycamores reached the 1979 NCAA Championship Game. He later served as an assistant coach with the Indiana Pacers before moving into the NBA team's front office, serving as the Pacers' Director of Player Personnel.

LOBOS IN THE NBA

CAMERON BAIRSTOW

Year	Team	GP-GS	MPG	FG-A	FG%	3FG-A	3FG%	FT-A	FT%	REB/Avg	AST	BLK	STL	PTS/Avg
2014-15	CHI	18-1	3.6	3-14	.214	0-0	0.000	4-5	.800	8/0.4	1	1	2	10/0.6
2015-16	CHI	18-2	5.7	13-40	.325	1-5	.200	7-8	.875	28/1.6	6	3	2	34/1.9
TOTALS		36-3	4.6	16-54	.296	1-5	1.000	11-13	.846	36/1.0	7	4	4	44/1.2

MICHAEL COOPER

Year	Team	GP-GS	MPG	FG-A	FG%	3FG-A	3FG%	FT-A	FT%	REB/Avg	AST	BLK	STL	PTS/Avg
1978-79	LAL	3-0	2.3	3-6	.500	0-0	0.000	0-0	0.000	0/0.0	0	0	1	6/2.0
1979-80	LAL	82-0	24.1	303-578	.524	5-20	.250	111-143	.776	229/2.8	221	38	86	722/8.8
1980-81	LAL	81-0	32.4	321-654	.491	4-19	.211	117-149	.785	336/4.1	332	78	133	763/9.4
1981-82	LAL	76-14	28.9	383-741	.517	2-17	.118	139-171	.813	269/3.5	230	61	120	907/11.9
1982-83	LAL	82-3	26.2	266-497	.535	5-21	.238	102-130	.785	274/3.3	315	50	115	639/7.8
1983-84	LAL	82-3	29.1	273-549	.497	38-121	.314	155-185	.838	262/3.2	482	67	113	739/9.0
1984-85	LAL	82-20	26.7	276-593	.465	35-123	.285	115-133	.865	255/3.1	429	49	93	702/8.6
1985-86	LAL	82-15	27.7	274-606	.452	63-163	.387	147-170	.865	244/3.0	466	43	89	758/9.2
1986-87	LAL	82-2	27.5	322-736	.438	89-231	.385	126-148	.851	254/3.1	373	43	78	859/10.5
1987-88	LAL	61-8	29.4	189-482	.392	57-178	.320	97-113	.858	228/3.7	289	26	66	532/8.7
1988-89	LAL	80-13	24.3	213-494	.431	80-210	.381	81-93	.871	191/2.4	314	32	72	587/7.3
1989-90	LAL	80-10	23.1	191-493	.387	50-157	.318	83-94	.883	227/2.8	215	36	67	515/6.4
TOTALS		873-94	27.1	3014-6429	.469	428-1260	.340	1273-1529	.833	2769/3.2	3666	523	1033	7729/8.9

MEL DANIELS

Year	Team	GP-GS	MPG	FG-A	FG%	3FG-A	3FG%	FT-A	FT%	REB/Avg	AST	BLK	STL	PTS/Avg
1976-77	NYN	11-0	11.5	13-35	.371	0-0	0.000	13-23	.565	34/3.1	6	11	3	39/3.5
TOTALS		11-0	11.5	13-35	.371	0-0	0.000	13-23	.565	34/3.1	6	11	3	39/3.5

J.R. GRANGER

Year	Team	GP-GS	MPG	FG-A	FG%	3FG-A	3FG%	FT-A	FT%	REB/Avg	AST	BLK	STL	PTS/Avg
2008-09	BOS	6-0	1.3	2-3	.667	0-0	0.000	0-0	0.000	3/0.5	0	0	1	4/0.7
2009-10	BOS/WSK	32-1	7.5	28-60	.467	0-10	0.000	13-23	.565	51/1.6	13	2	9	69/2.2
TOTALS		38-1	6.5	30-63	.476	0-10	0.000	13-23	.565	54/1.4	13	2	10	73/1.9

DREW GORDON

Year	Team	GP-GS	MPG	FG-A	FG%	3FG-A	3FG%	FT-A	FT%	REB/Avg	AST	BLK	STL	PTS/Avg
2014-15	PHI	9-0	7.9	8-19	.421	0-3	0.000	8-16	.500	18/2.0	2	0	1	17/1.9
TOTALS		9-0	7.9	8-19	.421	0-3	0.000	8-16	.500	18/2.0	2	0	1	17/1.9

DANNY GRANGER

Year	Team	GP-GS	MPG	FG-A	FG%	3FG-A	3FG%	FT-A	FT%	REB/Avg	AST	BLK	STL	PTS/Avg
2005-06	IND	78-17	22.6	221-478	.462	30-93	.323	115-148	.777	384/4.9	90	62	58	587/7.5
2006-07	IND	82-57	34.0	398-868	.459	110-288	.382	236-294	.803	381/4.6	114	61	67	1142/13.9
2007-08	IND	80-80	36.0	537-1205	.446	171-423	.404	322-378	.852	393/6.1	166	84	95	1567/19.6
2008-09*	IND	67-66	36.2	571-1277	.447	182-450	.404	404-460	.878	341/5.1	183	97	69	1728/25.8
2009-10	IND	62-62	36.7	488-1139	.428	158-438	.361	363-428	.848	342/5.5	171	51	94	1497/24.1
2010-11	IND	79-79	35.0	535-1260	.425	157-407	.386	395-466	.848	425/5.4	203	62	89	1622/20.5
2011-12	IND	62-62	33.3	391-941	.416	123-323	.381	254-291	.873	307/5.0	109	40	62	1159/18.7
2012-13	IND	5-0	14.8	10-35	.286	2-10	.200	5-8	.625	9/1.8	3	1	2	27/5.4
2013-14	IND/LAC	41-2	20.7	116-307	.378	43-128	.336	63-67	.940	133/3.2	41	17	12	338/8.2
2014-15	MIA	30-6	20.4	65-162	.401	30-84	.357	28-37	.757	80/2.7	17	6	13	188/6.3
TOTALS		586-431	13.1	3332-7672	.434	1006-2644	.380	2185-2577	.848	2888/4.9	1097	481	561	9855/16.8

JEROME HENDERSON

Year	Team	GP-GS	MPG	FG-A	FG%	3FG-A	3FG%	FT-A	FT%	REB/Avg	AST	BLK	STL	PTS/Avg
1985-86	LAL	1-0	3.0	2-3	.667	0-0	0.000	0-0	0.000	1/1.0	0	0	0	4/4.0
1986-87	MIL	6-0	6.0	4-13	.308	0-0	0.000	4-4	1.000	7/1.2	0	1	1	12/2.0
TOTALS		7-0	5.6	6-16	.375	0-0	0.000	4-4	1.000	8/1.1	0	1	1	16/2.3

DARINGTON HOBSON

Year	Team	GP-GS	MPG	FG-A	FG%	3FG-A	3FG%	FT-A	FT%	REB/Avg	AST	BLK	STL	PTS/Avg
2011-12	MIL	5-0	7.8	2-13	.154	0-6	0.000	0-0	0.000	3/0.6	6	0	0	4/0.8
TOTALS		5-0	7.8	2-13	.154	0-6	0.000	0-0	0.000	3/0.6	6	0	0	4/0.8

GREG HOWARD

Year	Team	GP-GS	MPG	FG-A	FG%	3FG-A	3FG%	FT-A	FT%	REB/Avg	AST	BLK	STL	PTS/Avg
1970-71	PHO	44-0	9.7	68-173	.393	-	-	37-58	.638	119/2.7	26	-	-	173/3.9
1971-72	CLE	48-0	8.9	50-131	.382	-	-	39-51	.765	108/2.3	27	-	-	139/2.9
TOTALS		92-0	9.3	118-304	.388	-	-	76-109	.697	227/2.5	53	-	-	312/3.4

ALEX KIRK

Year	Team	GP-GS	MPG	FG-A	FG%	3FG-A	3FG%	FT-A	FT%	REB/Avg	AST	BLK	STL	PTS/Avg
2014-15	CLE	5-0	2.8	1-4	.250	0-0	0.000	2-2	1.000	10/2.0	1	0	0	4/0.8
TOTALS		5-0	2.8	1-4	.250	0-0	0.000	2-2	1.000	10/2.0	1	0	0	4/0.8

LUC LONGLEY

Year	Team	GP-GS	MPG	FG-A	FG%	3FG-A	3FG%	FT-A	FT%	REB/Avg	AST	BLK	STL	PTS/Avg
1991-92	MIN	66-3	15.0	114-249	.458	0-0	0.000	53-80	.663	257/3.9	53	64	35	281/4.3
1992-93	MIN	55-25	19.0	133-292	.455	0-0	0.000	53-74	.716	240/4.4	51	77	47	319/5.8
1993-94	MIN/CHI	76-46	19.8	219-465	.471	0-1	0.000	90-125	.720	433/5.7	109	79	45	528/6.9
1994-95	CHI	55-0	18.2	135-302	.447	0-0	0.000	88-107	.822	263/4.8	73	45	24	358/6.5
1995-96	CHI	62-62	26.5	242-502	.482	0-0	0.000	80-103	.777	318/5.1	119	84	22	564/9.1
1996-97	CHI	59-59	24.9	221-485	.456	0-2	0.000	95-120	.792	332/5.6	141	66	23	537/9.1
1997-98	CHI	58-58	29.4	277-609	.455	0-0	0.000	109-148	.736	341/5.9	161	62	34	663/11.4
1998-99	PHX	39-39	23.9	140-290	.483	0-0	0.000	59-76	.776	221/5.7	45	21	23	339/8.7
1999-00	PHX	72-68	19.7	186-399	.466	0-0	0.000	80-97	.825	323/4.5	77	42	22	452/6.3
2000-01	NYK	25-2	12.0	18-54	.333	0-0	0.000	13-17	.765	66/2.6	7	9	3	49/2.0
TOTALS		567-362	21.2	1885-3647	.462	0-5	0.000	720-947	.760	2794/4.9	836	549	278	4090/7.2

DANIEL SANTIAGO

Year	Team	GP-GS	MPG	FG-A	FG%	3FG-A	3FG%	FT-A	FT%	REB/Avg	AST	BLK	STL	PTS/Avg
2000-01	PHX	54-2	10.8	64-134	.478	0-0	0.000	42-61	.689	102/1.9	11	21	17	170/3.1
2001-02	PHX	3-0	8.0	4-8	.500	0-0	0.000	0-0	0.000	7/2.3	2	1	0	8/2.7
2003-04	MIL	54-28	13.1	78-163	.479	0-0	0.000	61-90	.678	132/2.4	24	21	19	217/4.0
2004-05	MIL	11-0	9.5	7-21	.333	0-0	0.000	8-11	.727	19/1.7	1	4	3	22/2.0
TOTALS		122-30	11.6	153-326	.469	0-0	0.000	111-162	.685	260/1.5	38	47	39	417/3.4

CHARLES SMITH

Year	Team	GP-GS	MPG	FG-A	FG%	3FG-A	3FG%	FT-A	FT%	REB/Avg	AST	BLK	STL	PTS/Avg
------	------	-------	-----	------	-----	-------	------	------	-----	---------	-----	-----	-----	---------

ALL-TIME SERIES

Opponent	Record	First	Last	Streak	Opponent	Record	First	Last	Streak	Opponent	Record	First	Last	Streak
Ablene Christian	11-0	1949	2017	W11	Iowa	1-0	1977	1977	W1	Rutgers	0-1	1967	1967	L1
Air Force	62-25	1958	2021	L1	Iowa State	2-1	1965	1988	L1	Sacramento State	3-0	1999	2007	W3
Alabama	0-1	2011	2011	L1	Jackson State	2-0	1987	1997	W2	St. Bonaventure	1-0	2008	2008	W1
Alabama A&M	1-0	2014	2014	W1	Jacksonville	1-0	1975	1975	W1	St. John's	0-3	1965	2000	L3
Alabama State	2-0	1986	2000	W2	Kansas	1-2	1964	2014	L2	Saint Joseph's	1-1	1970	2000	L1
Alaska-Anchorage	2-1	1978	1985	W1	Kansas State	2-4	1961	2007	L1	Saint Louis	3-3	1972	2013	L1
Alcorn State	5-0	2000	2007	W5	Kent State	1-1	1950	1986	W1	Saint Mary's	2-1	1969	2019	L1
Arizona	42-85	1917	2018	L2	Kentucky State	1-0	1978	1978	W1	Sam Houston State	2-0	1997	2000	W2
Arizona State	47-38	1931	2012	W4	Kentucky Wesleyan	0-2	1956	1957	L2	San Diego	7-2	1986	2014	W5
Arkansas-Pine Bluff	3-0	1999	2017	W3	Lamar	1-1	1979	1984	L1	San Diego State	48-42	1976	2021	L2
Arkansas State	1-0	1998	1998	W1	LeTourneau	1-0	2021	2021	W1	San Francisco	3-1	1969	1995	L1
Army West Point	1-0	1975	1975	W1	Long Beach State	4-2	1963	2012	W3	San Francisco State	1-0	2004	2004	W1
Auburn	0-2	2016	2020	L2	Longwood	2-0	2007	2011	W2	San Jose State	17-4	1962	2021	L1
Baylor	2-0	1966	2001	W2	Louisiana Tech	2-0	1992	2010	W2	Santa Clara	4-3	1967	2012	L1
Boise State	12-8	2013	2021	L3	Louisville	0-3	1990	2012	L3	Seattle	3-0	1967	1973	W3
Boston College	1-1	2012	2015	L1	Loyola Chicago	1-0	2016	2016	W1	Seton Hall	0-2	1950	1988	L2
Boston University	2-0	1981	1996	W2	Loyola (Md.)	1-0	1989	1989	W1	Simon Fraser	5-0	1004	2000	W5
Bowling Green	1-0	1984	1984	W1	Loyola Marymount	4-1	1967	2008	W2	SMU	3-0	1997	1999	W3
Bradley	1-2	1939	2019	W1	Maine	1-0	1990	1990	W1	South Carolina	0-1	1970	1970	L1
Brown	2-0	1969	1987	W2	Marquette	1-0	2014	2014	W1	South Carolina State	1-0	2006	2006	W1
Bucknell	3-0	1986	1997	W3	Marshall	1-0	1982	1982	W1	South Dakota State	0-1	2013	2013	L1
Butler	3-1	1969	1998	W3	Maryland	0-1	2018	2018	L1	South Florida	1-0	2000	2000	W1
BYU	55-75	1950	2016	L2	Massachusetts	0-1	2014	2014	L1	Southeast Missouri State	1-0	2009	2009	W1
Cal	2-5	1970	2011	L1	McNeese	2-0	1999	2020	W2	Southern	1-0	1991	1991	W1
Cal Poly	1-0	1958	1958	W1	Memphis	2-0	1957	2001	L2	Southern Illinois	1-0	2011	2011	W1
Cal Poly Pomona	1-0	1973	1973	W1	Mercer	3-0	1996	2013	W3	Southern Miss	2-0	1950	2009	W2
Cal State Bakersfield	1-0	2011	2011	W1	Miami (Fla.)	2-0	1987	1989	W2	Southern Utah	3-1	2000	2008	W2
Cal State Fullerton	1-1	1978	2015	W1	Miami (Ohio)	2-0	1992	2010	W2	Univ. of the Southwest	1-0	2019	2019	W1
Cal State Hayward	1-0	1965	1965	W1	Michigan	0-1	1958	1958	L1	Southwest Oklahoma St	1-0	1963	1963	W1
Cal State LA	4-0	1963	1976	W4	Michigan State	0-2	1971	1986	L2	Stanford	1-3	1975	2014	L3
Cameron	1-0	1974	1974	W1	Middle Tennessee	1-0	1994	1994	W1	Stephen F. Austin	2-0	1995	2000	W2
Centenary	3-0	1990	1997	W3	Midwestern State	2-0	1966	1982	W2	Stetson	1-1	1974	1975	W1
Central Arkansas	2-0	2015	2019	W2	Minnesota	1-1	1974	2002	L1	Syracuse	1-2	1967	1998	L2
Central Missouri	0-1	1942	1942	L1	Mississippi	3-1	1997	2009	W1	TCU	16-7	1965	2018	L2
Central Oklahoma	1-1	1949	1955	W1	Mississippi Valley St.	1-0	2005	2005	W1	Temple	1-1	1969	2001	L1
Charleston (WV)	1-0	1981	1981	W1	Missouri	1-0	1999	1999	W1	Tennessee	2-2	1990	2005	W1
Charleston Southern	3-0	1985	2014	W3	Missouri Baptist	1-0	1982	1982	W1	Tennessee State	1-0	1992	1992	W1
Charlotte	1-1	1987	1995	L1	Missouri State	2-0	1963	2012	W2	Tennessee Tech	1-1	2002	2018	L1
Cincinnati	2-0	2013	2014	W2	Mouthouth	1-0	1990	1990	W1	Texas	2-1	1986	1988	W2
The Citadel	1-0	2011	2011	W1	Montana	9-16	1951	2020	W2	Texas A&M	6-2	1967	2015	L1
Colorado	7-8	1926	2019	L2	Montana State	1-0	2012	2012	W1	TAMU Commerce	3-0	1976	1982	W3
Colorado College	5-9	1926	1965	W1	MSU Billings	1-0	1964	1964	W1	Texas Southern	6-1	1985	2016	W3
Colorado Mines	1-0	1942	1942	W1	Morgan State	2-0	1985	1986	W2	Texas State	2-0	1991	1996	W2
Colorado State	77-49	1941	2021	L2	Murray State	1-0	1957	1957	W1	Texas Tech	40-43	1931	2011	W2
CSU Pueblo	1-0	1983	1983	W1	Nebraska	1-0	2009	2009	W1	Towson	1-0	1990	1990	W1
Columbia	3-0	1974	1997	W3	Nebraska-Omaha	1-0	2018	2018	W1	Troy	1-0	2005	2005	W1
Connecticut	1-1	1999	2013	W1	Nevada	7-10	2013	2021	L5	Tulane	1-0	1966	1966	W1
Coppin State	2-0	1999	2004	W2	New Hampshire	1-0	1999	1999	W1	Tulsa	2-1	1997	1998	W2
Cornell	2-0	1999	2004	W2	New Mexico Highlands	25-4	1910	2004	W15	UAB	1-0	2014	2014	W1
Creighton	3-1	1967	2010	W1	New Mexico Military	17-0	1929	1955	W17	UC Davis	3-0	1975	2020	W3
CSUN	7-0	1970	2020	W7	New Mexico State	122-102	1905	2020	W2	UC Riverside	1-0	2010	2010	W1
Dartmouth	4-0	1973	2006	W4	New Mexico Tech	29-11	1916	1944	W2	UC Santa Barbara	101	1948	1959	W1
Davidson	3-0	1979	2014	W3	New Orleans	1-0	2012	2012	W1	UCF	1-1	1979	2009	L1
Dayton	2-3	1974	2017	L2	Nicholls	2-0	2010	2016	W2	UCLA	2-2	1955	1998	L1
Denver	21-21	1941	1971	W4	Norfolk State	first meeting				UIC	1-0	2013	2013	W1
DePaul	2-0	1930	1999	W2	North Carolina A&T	2-0	2005	2007	W2	ULM	1-0	2015	2015	W1
Detroit	2-1	1960	2010	W2	North Dakota	3-0	1988	2012	W3	UMES	1-0	1991	1991	W1
Dixie State	1-0	2021	2021	W1	North Texas	2-1	1988	2019	L1	UMKC	1-0	2012	2012	W1
Doane	1-0	1972	1972	W1	Northeastern	2-0	1999	2003	W2	UNC Greensboro	1-0	2002	2002	W1
Drake	1-3	1940	2009	L2	Northern Arizona	43-40	1926	2010	W4	UNLV	25-39	1976	2021	L6
Drexel	1-0	2001	2001	W1	Northern Colorado	4-0	1926	2005	W4	USC	6-7	1955	2016	L2
Duquesne	2-1	1950	2005	W2	Northern Iowa	1-1	2011	2016	W1	Utah	47-81	1952	2011	L2
East Carolina	1-0	1990	1990	W1	Northern New Mexico	1-0	2018	2018	W1	Utah State	12-29	1952	2021	L3
Eastern New Mexico	16-1	1942	2020	W3	Northwestern State	2-0	2003	2003	W2	UT Arlington	4-0	1991	2006	W4
Eastern Washington	5-0	1979	2008	W5	Northwood	1-0	2011	2011	W1	UTEP	78-68	1929	2020	L1
Evansville	1-0	2018	2018	W1	Notre Dame	0-1	2009	2009	L1	UTRGV	4-0	1984	1999	W4
Florida Atlantic	first meeting				NYU	1-0	1964	1964	W1	Valparaiso	3-0	1960	2015	W3
Florida State	1-3	1974	1983	L2	Occidental	1-1	1956	1969	W1	Vanderbilt	0-3	1957	1987	L3
Fordham	1-0	1982	1982	W1	Ohio State	1-1	1988	1988	L1	VCU	0-1	2009	2009	L1
Fort Hays State	1-0	1963	1963	W1	Oklahoma	0-2	1988	1989	L2	Vermont	1-0	1978	1978	W1
Fresno State	17-18	1948	2021	L4	Oklahoma Christian	2-0	1964	1972	W2	Villanova	0-1	2005	2005	L1
Furman	1-0	2001	2001	W1	Oklahoma City	1-2	1949	1958	L2	Virginia	0-2	1992	1994	L2
George Mason	3-0	2001	2015	W3	Oklahoma Panhandle St	1-0	1964	1964	W1	Virginia Tech	0-2	1973	2017	L2
George Washington	1-1	1989	1993	L1	Oklahoma State	3-1	1987	2012	W1	Wake Forest	1-3	1989	2005	L3
Georgetown	0-3	1985	1996	L3	Old Dominion	1-0	1997	1997	W1	Washington	2-4	1984	2011	L2
Georgia	1-0	1989	1989	W1	Oral Roberts	2-1	2009	2016	W1	Washington (St. Louis)	0-2	1962	1964	L2
Georgia State	1-0	2001	2001	W1	Oregon	6-2	1962	2006	W1	Washington State	3-2	1970	2016	L1
Gonzaga	1-1	2001	2002	L1	Oregon State	4-2	1972	1987	L1	Wayland Baptist	2-0	1030	1971	W2
Grambling State	2-0	1988	2009	W2	Our Lady of the Lake	1-0	2021	2021	W1	Weber State	2-2	1980	2008	W2
Grand Canyon	4-1	1980	2020	W1	Pacific	2-0	1964	2004	W2	West Texas A&M	13-22	1942	1980	W3
Green Bay	1-0	2020	2020	W1	Pasadena City College	0-1	1954	1954	L1	West Virginia	0-4	1950	2002	L4
Hamline	3-2	1947	1963	W3	Penn	1-1	1993	2019	L1	Western Colorado	2-1	1928	1951	W1
Hardin-Simmons	10-6	1942	19											

SERIES HISTORY

ABILENE CHRISTIAN

Overall: 11-0
Home: 8-0 (6-0 Pit)
Away: 2-0 (1-0 Moody)

12-20-48	W	69-48	H
1-1-49	Sunshine W	46-44	N1
12-28-62	W	88-64	A
12-2-63	W	79-65	H
12-1-66	W	62-53	H
11-30-68	W	97-58	H
12-15-72	W	103-74	H
12-15-73	W	98-84	H
12-18-74	W	85-63	H
11-10-06	W	91-54	H
11-30-16	W	64-55	H

N1-Portales, N.M.

AIR FORCE

Overall: 62-25
Home: 36-4 (36-2 Pit)
Away: 23-19 (22-18 Clune)

12-7-57	L	50-68	H
1-29-60	L	66-70	N1
12-1-60	L	73-85	A
2-7-62	L	56-62	H
2-11-67	W-ot	73-64	A
1-3-68	W	88-60	H
2-7-70	W	64-61	A
1-11-71	W	73-66	H
1-22-81	W	38-37	A
2-28-81	W	79-69	H
1-8-82	W	68-61	H
2-27-82	L	59-64	A
1-17-83	W	89-76	H
2-10-83	L	52-61	A
1-19-84	W	57-47	A
2-20-84	W	49-48	H
1-12-85	W	91-50	H
2-1-85	W	58-52	A
2-6-86	W	72-70	H
2-22-86	L	64-66	A
1-17-87	W	80-65	A
2-28-87	W	80-73	H
1-8-88	W	80-67	H
2-4-88	L	58-65	A
2-11-89	W	79-67	H
2-25-89	W	80-73	A
3-9-89	WAC	74-60	N2
1-27-90	W	61-44	H
2-28-90	W	62-54	A
1-31-91	W	92-55	H
2-28-91	W	66-56	A
1-11-92	W	78-63	H
2-29-92	W	70-55	A
1-9-93	W	63-43	H
2-27-93	W	80-60	A
1-8-94	W	80-54	A
2-24-94	W	90-71	H
1-4-95	W	86-72	H
3-4-95	L	58-59	A
1-4-96	W	61-49	A
2-29-96	W	67-55	H
1-3-98	W	92-59	H
2-14-98	W	96-72	A
1-22-00	W	89-72	H
2-12-00	W	81-67	A
1-13-01	W	59-52	H
2-10-01	L	49-53	A
1-14-02	W	50-47	H
2-9-02	L	44-47	A
2-8-03	W	73-59	H
3-8-03	L	60-68	A
1-17-04	L	42-68	H
2-14-04	L	50-51	A
1-15-05	L	62-64	A
2-14-05	W	63-52	H
1-21-06	W	62-59	H
2-22-06	L	46-51	A
1-9-07	L	57-65	H
2-10-07	L	51-60	A
1-19-08	W	59-44	H
2-20-08	W	68-51	A
1-10-09	W	78-53	H
2-11-09	W	76-66	A

1-20-10	W	73-50	A
2-20-10	W	59-56	H
3-11-10	MW	75-69	N3
2-1-11	W	75-61	A
3-5-11	W	66-61	H
1-31-12	W	81-42	A
2-29-12	W	79-64	H
3-8-12	MW	79-64	N3
2-6-13	W	81-58	H
3-9-13	L	88-89	A
3-5-14	W	80-52	H
1-14-15	W	60-48	H
2-4-15	L	49-53	A
3-11-15	MW	61-68	N3
1-27-16	W	84-55	H
2-20-16	L	72-76	A
2-8-17	W	74-67	A
12-27-17	W	87-58	H
2-10-18	L	92-100	A
1-19-19	W	65-58	A
1-11-20	W	84-78	H
2-26-20	L	58-60	A
2-22-21	W	73-65	A
2-24-21	L	55-62	A

N1-Denver, Colo.; N2-Salt Lake City, Utah; N3-Las Vegas, Nev.

ALABAMA

Overall: 0-1
Away: 0-1 (0-1 Coleman)

3-21-11	NIT	L	67-74	A
---------	-----	---	-------	---

ALABAMA A&M

Overall: 1-0
Home: 1-0 (1-0 Pit)

11-9-13	W	88-52	H
---------	---	-------	---

ALABAMA STATE

Overall: 2-0
Home: 2-0 (2-0 Pit)

12-21-85	W	92-82	H	
12-29-99	Lobo Inv	W	68-47	H

ALCORN STATE

Overall: 5-0
Home: 5-0 (5-0 Pit)

11-27-99	Lobo Classic	W	85-58	H
11-27-00	W	81-65	H	
12-1-01	W	87-55	H	
12-20-05	W	87-75	H	
12-28-06	Lobo Inv	W	91-59	H

ARIZONA

Overall: 42-85
Home: 31-35 (14-6 Pit)
Away: 11-49 (2-11 McKale)

2-1-17	W	28-19	H
2-4-20	L	21-40	H
2-5-20	L	19-51	H
2-1-22	L	22-58	H
2-2-22	L	21-25	H
2-12-23	L	13-69	A
2-13-23	L	5-38	A
2-29-24	L	21-37	H
3-1-24	L	15-34	H
2-27-25	W	31-30	A
2-28-25	L	18-21	A
2-8-26	W	34-22	H
2-9-26	W	40-15	H
2-18-27	W	34-29	A
2-19-27	L	26-27	A
2-21-28	L	30-35	H
2-22-28	L	32-37	H
2-22-29	L	27-40	A
2-23-29	L	29-33	A
2-21-30	W	32-28	H
2-22-30	L	26-28	H
2-20-31	L	25-31	A
2-21-31	L	23-27	A
2-19-32	W	30-28	H
2-20-32	W	40-33	H

2-17-33	L	25-47	A	
2-18-33	L	29-38	A	
2-23-34	L	32-33	H	
2-24-34	L	31-36	H	
2-4-35	W	38-15	A	
2-5-35	W	43-28	A	
2-26-35	L	38-41	H	
2-27-35	L	37-38	H	
1-31-36	L	25-28	H	
2-1-36	W	25-23	H	
2-28-36	L	25-41	A	
2-29-36	W	40-27	H	
2-1-37	L	32-38	A	
2-2-37	W-ot	32-30	A	
2-25-37	L	26-37	H	
2-26-37	W	37-32	H	
2-14-38	L	39-45	H	
2-15-38	L	35-43	H	
2-25-38	L	49-60	A	
2-25-38	L	47-53	A	
2-17-39	L	40-56	A	
2-18-39	L	40-63	A	
3-3-39	L	37-39	H	
3-4-39	L	41-45	H	
2-23-40	L	52-62	A	
2-24-40	L	42-59	A	
1-31-41	L	31-47	H	
2-1-41	W	33-23	H	
2-15-41	L	35-62	A	
1-31-42	W	50-41	H	
2-11-42	W	53-43	A	
2-17-43	L	40-55	H	
2-19-43	L	37-41	H	
12-20-45	W	42-37	H	
12-21-45	L	38-47	H	
2-1-46	L	53-78	A	
2-2-46	L	42-73	A	
1-11-47	L	40-58	H	
2-7-47	L	37-67	A	
2-5-48	L	46-58	A	
2-12-48	L	59-62	H	
1-12-49	L	53-57	A	
3-2-49	L	57-66	H	
12-30-49	Sun Bowl	L	52-65	N1
2-9-50	L	53-57	H	
2-22-50	L	62-71	A	
2-12-51	L	53-77	H	
2-24-51	L	58-63	A	
1-1-55	W	71-65	H	
12-13-56	L	55-74	A	
2-3-59	L	77-80	H	
2-10-60	L	62-64	A	
12-16-60	W	79-73	H	
12-23-61	L	63-85	A	
1-19-63	W	59-48	H	
2-22-63	L	46-49	A	
1-16-64	W	59-50	H	
2-22-64	L	46-54	A	
1-9-65	W	64-42	H	
2-20-65	W	70-66	A	
2-4-66	L-2ot	77-83	A	
3-3-66	W	83-69	H	
2-4-67	W	81-50	H	
2-17-67	L	64-70	A	
2-3-68	L	68-69	A	
2-22-68	W	102-74	H	
2-8-69	W	79-74	H	
2-20-69	L	75-77	A	
1-17-70	L	72-78	H	
2-19-70	L	78-80	A	
2-4-71	W	81-77	H	
3-6-71	W	93-83	A	
1-29-72	W	61-55	H	
2-24-72	L	51-53	A	
1-6-73	L	73-83	A	
2-8-73	W	93-73	H	
1-11-74	L	89-97	A	
2-16-74	W	99-72	H	
1-17-75	L	49-67	A	
2-22-75	L	56-58	H	
1-24-76	L	79-80	H	
2-20-76	L-ot	65-67	A	
1-13-77	L	87-89	H	
2-12-77	L	84-88	A	
1-14-78	W	93-81	A	

2-9-78	W	103-85	H
12-22-78	L	88-107	A
2-26-79	W	129-98	H
1-19-81	L	63-67	A
12-4-82	W	101-73	H
12-21-84	W	59-58	H
12-14-85	L	55-70	A
1-2-88	W	61-59	H
11-30-88	L	67-80	A
12-14-91	L	54-66	H
12-8-92	L	70-89	A
11-30-96	W	84-77	H
1-18-98	L	70-89	A
1-16-99	W	79-78	H
12-21-99	W	70-68	A
12-20-16	L	46-77	A
12-16-17	L	73-89	H

N1-El Paso, Texas

ARIZONA STATE

Overall: 47-38
Home: 35-14 (11-5 Pit)
Away: 12-24 (4-4 Desert Financial)

2-17-31	W	29-24	A
2-18-31	L	26-34	A
2-12-32	W	50-38	H
2-13-32	L	31-33	H
2-13-33	W	36-25	H
2-14-33	W	36-31	H
2-20-33	W	25-23	A
2-21-33	L	20-23	A
2-16-34	W	47-36	H
2-17-34	W	42-36	H
1-4-35	W	33-24	H
1-5-35	W	27-23	H
3-2-36	L	29-42	A
3-3-36	W	53-37	H
2-22-37	L	30-41	H
2-23-37	W	38-33	H
2-1-38	W	49-39	H
2-2-38	L	27-44	H
2-20-39	W	64-38	A
2-21-30	L	52-56	A
3-6-39	W	65-54	H
3-7-39	L	42-51	H
2-26-40	L	24-62	A
2-27-40	L	45-56	A
2-15-41	W	51-46	A
2-21-41	L	42-54	H
2-22-41	L	35-40	H
2-5-42	W	37-27	H
2-10-42	L	33-40	A
2-18-43	W	41-34	H
2-20-43	L	40-50	H
12-28-45	W	50-44	H
12-29-45	W	59-39	H
2-28-46	W	34-32	H
2-6-47	L	54-56	A
2-19-47	W	73-56	H
1-8-48	W	48-47	H
2-6-48	L	27-47	A
1-13-49	L	43-47	A
2-9-49	W	41-38	H
2-23-50	L	75-96	A
2-27-50	W	77-71	H
1-12-51	W	51-46	H
2-23-51	L	53-56	A
12-16-61	L	59-82	H
1-17-63	L	47-59	H
2-23-63	L	62-76	A
1-18-64	W	63-54	H
2-21-64	L	45-47	A
1-7-65	W	49-48	H
2-19-65	L	65-71	A
2-5-66	L	68-74	A
3-5-66	W	82-63	H
2-2-67	W	88-48	H
2-18-67	W	64-50	A
2-2-68	W	68-62	A
2-24-68	W	105-83	H
2-6-69	L	73-78	H

SERIES HISTORY

BOSTON COLLEGE

Overall: 1-1
 11-27-11 ⁷⁶ W 75-57 N1
 11-20-14 Puerto Rico L 65-69 N2
N1-Anaheim, Calif.; N2-San Juan, P.R.

BOSTON UNIVERSITY

Overall: 2-0
Home: 2-0 (2-0 Pit)
 12-30-80 Lobo Inv W 107-87 H
 12-29-95 Lobo Inv W 95-83 H

BOWLING GREEN

Overall: 1-0
Home: 1-0 (1-0 Pit)
 12-30-83 Lobo Inv W 86-74 H

BRADLEY

Overall: 1-2
Home: 0-1 (0-0 Pit)
Away: 1-0 (1-0 Carver)
 12-19-38 L 35-55 H
 3-21-64 ^{NIT} L 54-86 N1
 12-1-18 ^{MMHWC} W 85-75 A
N1-New York, N.Y.

BROWN

Overall: 2-0
Home: 2-0 (2-0 Pit)
 1-4-69 W 76-47 H
 12-26-86 Lobo Inv W 84-68 H

BUCKNELL

Overall: 3-0
Home: 3-0 (3-0 Pit)
 11-22-85 ^{Tip-Off} W 71-57 H
 12-27-91 Lobo Inv W 70-57 H
 12-27-96 Lobo Inv W 67-57 H

BUTLER

Overall: 3-1
Home: 2-0 (2-0 Pit)
Away: 0-1 (0-1 Hinkle)
 12-30-68 L-ot 80-81 A
 12-4-70 W 94-86 H
 12-28-82 Lobo Inv W 72-61 H
 3-13-98 ^{NCAA} W 79-62 N1
N1-Lexington, Ky.

BYU

Overall: 55-75
Home: 34-27 (29-17 Pit)
Away: 17-43 (14-26 Marriott)
 1-29-50 L 56-64 N1
 1-26-52 L 49-72 H
 2-23-52 L 61-90 A
 1-10-53 L 57-73 H
 3-6-53 L 43-61 A
 1-9-54 L 63-76 A
 3-4-54 L 79-84 H
 1-6-55 L 62-92 H
 3-5-55 L 48-74 A
 2-3-56 L 53-87 A
 3-1-56 L 69-75 H
 2-4-57 L 60-73 H
 3-1-57 L 41-67 A
 2-7-58 L 53-66 A
 3-8-58 L 55-77 H
 2-5-59 L 77-85 H
 3-7-59 L 62-92 A
 2-5-60 L 67-95 A
 3-5-60 L 69-75 H
 2-2-61 L 76-97 H
 3-4-61 L 65-70 A
 2-3-62 L 74-76 A
 3-1-62 W 80-70 H
 2-8-63 L 73-76 A
 3-2-63 W 84-59 H

1-10-64	W	59-57	A
3-5-64	W	84-80	H
2-13-65	W	89-70	H
3-6-65	L	68-69	A
1-13-66	W	81-78	H
2-25-66	L	60-89	A
1-21-67	L	73-89	A
2-23-67	W	97-75	H
1-20-68	W	84-69	H
2-16-68	W	76-67	A
1-18-69	L	65-75	A
2-27-69	L-ot	71-77	H
1-29-70	W	90-77	A
2-28-70	W	82-68	H
1-8-71	L	62-72	H
2-13-71	L	68-70	A
3-4-72	L	60-61	H
1-11-73	W	69-62	H
2-17-73	W	76-66	A
1-5-74	W	84-75	H
2-7-74	W	96-77	A
1-25-75	L	78-96	H
2-28-75	W-ot	77-72	A
1-30-76	L	67-81	A
2-28-76	W	79-74	H
1-29-77	W	73-65	A
2-25-77	L	80-88	H
1-26-78	W	95-82	H
2-25-78	W	71-66	A
1-13-79	L	83-100	A
2-9-79	W	66-55	H
1-3-80	L	63-75	H
2-2-80	L	68-89	A
1-15-81	L	87-92	H
2-21-81	L	72-78	A
1-4-82	L	58-76	A
3-6-82	W	67-65	H
1-29-83	L	48-66	A
2-25-83	W	71-70	H
2-2-84	L	73-86	H
3-3-84	L	73-80	A
3-9-84	^{WAC} W	64-55	N2
1-5-85	W	76-70	A
2-7-85	W	76-74	H
1-4-86	W	60-57	H
2-14-86	L	67-74	A
3-6-86	^{WAC} W	79-68	N3
1-10-87	W	102-89	H
2-5-87	L	73-98	A
3-6-87	^{WAC} W	93-86	H
1-23-88	L	82-89	H
3-3-88	L	82-89	A
1-5-89	W	88-84	H
2-18-89	L	79-90	A
1-13-90	L	78-79	A
2-15-90	W	60-51	H
1-12-91	L	65-72	A
2-14-91	L	76-83	H
1-30-92	L	65-85	A
2-22-92	W-ot	95-84	H
1-4-93	L	56-70	A
3-6-93	W	79-76	H
3-12-93	^{WAC} W	68-59	N4
1-3-94	W	74-68	H
3-3-94	W-ot	84-82	A
1-28-95	L	63-81	A
2-4-95	L	72-74	H
1-25-96	W	83-77	H
2-1-96	W	88-81	A
2-3-97	W	74-32	H
2-28-97	W	90-48	A
1-29-98	W	72-54	A
2-26-98	L	62-83	H
1-30-99	W	78-68	H
2-25-99	W	85-64	A
1-29-00	W	78-69	H
2-17-00	W	78-74	A
3-9-00	^{MW} L	43-55	N5
2-3-01	L	49-65	A
3-1-01	L	67-72	H
3-10-01	^{MW} L	65-69	N5
1-19-02	W	73-58	H
2-16-02	L	62-68	A
2-1-03	L	64-80	A

3-3-03	L	81-91	H
3-13-03	^{MW} L	56-71	N5
1-26-04	W	65-63	H
2-21-04	L	71-88	A
1-24-05	L	53-68	A
2-19-05	W	91-72	H
3-10-05	^{MW} W	85-71	N5
2-1-06	L	71-77	H
3-4-06	L	68-76	A
1-24-07	L	49-70	H
2-14-07	L	83-96	A
1-26-08	L	66-83	A
2-26-08	L-ot	69-70	H
1-17-09	W	81-62	H
2-17-09	L	62-73	A
1-27-10	W	76-72	H
2-27-10	W	83-81	A
1-29-11	W	86-77	H
3-2-11	W	82-64	A
3-11-11	^{MW} L	76-87	N5
12-23-15	L	66-96	N6

N1-Denver, Colo.; N2-El Paso, Texas; N3-Laramie, Wyo.; N4-Salt Lake City, Utah; N5-Las Vegas, Nev.; N6-Honolulu, Hawaii

CAL

Overall: 2-5
Home: 2-1 (2-1 Pit)
Away: 0-4 (0-3 Haas)
 12-22-69 L 79-83 A
 12-5-70 W 82-62 H
 11-28-01 L 62-71 A
 11-23-02 L 68-76 H
 3-19-08 ^{NIT} L 66-68 A
 12-2-09 W 86-78 H
 11-20-10 L 64-89 A

CAL POLY

Overall: 1-0
Home: 1-0 (0-0 Pit)
 12-14-57 W 76-59 H

CAL STATE BAKERSFIELD

Overall: 1-0
Home: 1-0 (1-0 Pit)
 1-5-11 W 102-62 H

CAL STATE FULLERTON

Overall: 1-1
Home: 1-0 (1-0 Pit)
 3-11-78 ^{NCAA} L 85-90 N1
 11-16-14 W 67-59 H
N1-Tempe, Ariz.

CENTRAL ARKANSAS

Overall: 2-0
Home: 2-0 (2-0 Pit)
 12-17-14 W 76-55 H
 12-16-18 W 82-70 H

CHARLESTON SOUTHERN (BAPTIST)

Overall: 3-0
Home: 3-0 (3-0 Pit)
 1-8-85 W 64-59 H
 12-19-06 W 76-69 H
 11-17-13 W 109-93 H

CHARLOTTE (WCC CHARLOTTE)

Overall: 1-1
Home: 0-1 (0-1 Pit)
 11-28-86 ^{MbaI} W 74-72 N1
 12-29-94 Lobo Inv L-ot 75-78 H
N1-Wailuku, Hawaii

CINCINNATI

Overall: 2-0
Home: 1-0 (1-0 Pit)
Away: 1-0 (1-0 Fifth Third)
 12-27-12 W 55-54 A
 12-7-13 W 63-54 H

THE CITADEL

Overall: 1-0
Home: 1-0 (1-0 Pit)
 12-19-10 W 84-58 H

COLORADO

Overall: 7-8
Home: 3-3 (3-2 Pit)
Away: 3-5 (1-2 CU Events)
 1-27-26 L 17-37 A
 12-7-59 L 60-82 A
 12-5-60 L 65-74 H
 12-16-68 L 72-79 A
 12-1-70 W 66-63 A
 12-23-72 W 92-71 H
 11-29-75 W 78-75 A
 11-27-76 W 90-82 H
 11-21-79 L 78-86 A
 11-28-80 L 65-75 H
 11-14-06 W 106-65 H
 11-9-07 W 54-47 A
 12-22-10 ^{Las Vegas} W 89-76 N1
 12-6-17 L 57-75 A
 12-11-18 L 75-78 H

N1-Las Vegas, Nev.

COLORADO STATE

Overall: 77-49
Home: 50-12 (45-5 Pit)
Away: 26-36 (25-25 Moby)
 12-20-40 L 39-53 N1
 1-5-52 W 64-63 H
 1-12-52 L 60-85 A
 1-3-53 L 66-85 A
 1-6-53 W 72-56 H
 1-2-54 L 51-77 A
 1-16-54 L 60-67 H
 1-14-55 L 59-81 A
 2-19-55 W 70-65 H
 1-6-56 L 52-67 A
 2-24-56 L 67-75 H
 1-5-57 W-ot 70-62 H
 2-23-57 L 54-78 A
 1-11-58 L 58-77 A
 1-25-58 L 41-48 H
 1-24-59 L 56-67 H
 2-13-59 L 55-74 A
 1-9-60 L 67-88 A
 1-23-60 L 63-77 H
 1-21-61 L 53-60 H
 2-10-61 L 61-90 A
 1-5-62 L 41-67 A
 1-20-62 L 58-74 H
 12-20-62 W 56-46 H
 12-6-63 W 55-53 A
 12-30-66 Lobo Inv W 64-49 H
 1-10-70 L 62-79 A
 2-12-70 L 57-64 H
 1-30-71 L 71-79 A
 2-25-71 L 67-68 H
 1-7-72 L 65-93 A
 2-12-72 W-ot 77-75 H
 1-27-73 L 67-76 A
 2-22-73 W 93-72 H
 1-26-74 W 54-49 H
 2-22-74 W 67-65 A
 1-11-75 W 85-70 H
 2-14-75 L 53-58 H
 1-9-76 W 80-71 A
 2-14-76 W 84-75 H
 2-3-77 W 73-64 H
 3-5-77 L 64-78 A
 2-4-78 W 91-82 A
 3-2-78 W 111-88 H
 1-18-79 W 94-76 H

2-17-79	W	77-69	A
1-12-80	L	68-82	A
2-7-80	W-ot	80-79	H
1-9-81	W	80-75	A
2-14-81	W	68-51	H
1-29-82	W	67-58	H
2-13-82	W	64-62	A
1-13-83	W	68-58	H
2-12-83	L	70-85	A
1-21-84	W	55-47	A
2-18-84	W	61-50	H
1-28-85	W	44-42	H
2-2-85	L	52-61	A
3-6-85	^{WAC} W	62-56	H
1-11-86	L	58-65	A
2-24-86	W	64-51	H
1-24-87	W	75-54	H
2-21-87	W	62-61	A
3-5-87	^{WAC} W	92-77	H
2-1-88	W	60-51	H
2-18-88	L	60-61	A
1-12-89	L	62-64	A
1-26-89	W-ot	65-62	H
1-6-90	W	63-61	H
2-8-90	L	71-75	A
1-3-91	W	54-46	H
2-7-91	L	61-66	A
2-8-92	W	61-47	H
2-27-92	W	60-56	A
1-21-93	L-ot	65-67	H
2-11-93	L	50-67	A
1-20-94	L	70-72	A
2-12-94	W	82-59	H
1-12-95	W	71-68	H
2-16-95	W	91-74	A
1-15-96	W	67-65	A
2-19-96	W	78-66	H
1-12-98	W	78-64	A
2-7-98	W	77-62	H
1-10-00	W	71-70	A
3-2-00	W	76-68	H
1-27-01	W-ot	72-71	H
2-24-01	W	54-51	A
3-8-01	^{MW} W	76-65	N1
1-28-02	W	70-64	A
2-23-02	W	72-60	H
1-13-03	L	54-78	A
2-17-03	W	82-72	H
2-7-04	W	63-51	H
3-6-04	L	66-76	A
2-5-05	W	55-47	A
3-5-05	W	72-61	H
1-7-06	W	83-75	H
2-8-06	W	80-78	A
1-6-07	L	79-88	H
2-3-07	W	70-66	A
2-5-08	W	91-51	H
3-8-08	W	71-52	A
1-28-09	W	68-50	H
2-28-09	W-2ot	81-79	A
1-23-10	W	82-64	H
2-23-10	W	72-66	A
1-12-11	W	68-61	H
2-12-11	L	62-68	H
3-10-11	^{MW} W	67-61	N2
1-25-12	W	85-52	H
2-21-12	L	63-71	A
1-23-13	W	66-61	H
2-23-13	W	91-82	A
1-4-14	W	80-73	H
1-25-14	W	68-66	A
1-3-15	W	66-53	H
2-10-15	L	59-70	A
2-23-16	L	69-86	A
1-14-17	W	84-71	A
2-21-17	L	56-68	H
1-27-18	W	80-65	H
2-28-18	W	108-87	A
1-12-19	L	69-91	A
3-2-19	W	77-65	H
1-15-20	L	72-105	A
3-3-21	L	73-87	A

N1-Denver, Colo.; N2-Las Vegas, Nev.

</

SERIES HISTORY

COLUMBIA

Overall: 3-0
Home: 3-0 (3-0 Pit)
 12-28-73 Lobo Inv W 109-56 H
 11-30-84 Tribune W 57-54 H
 11-22-96 Lobo Classic W 94-56 H

CONNECTICUT

Overall: 1-1
 3-13-99 NCAA L 56-78 N1
 11-19-12 Paradise W 66-60 N2
N1-Denver, Colo.; N2-St. Thomas, USVI

COPPIN STATE

Overall: 2-0
Home: 2-0 (2-0 Pit)
 12-31-98 W 67-61 H
 12-21-03 W 74-56 H

CORNELL

Overall: 2-0
Home: 2-0 (2-0 Pit)
 11-27-98 Lobo Classic W 88-75 H
 1-9-04 W 74-65 H

CREIGHTON

Overall: 3-1
Home: 2-0 (2-0 Pit)
Away: 1-1 (0-1 CHI Health)
 12-21-66 W 79-68 A
 12-22-67 W 82-67 H
 11-16-08 L 75-82 A
 12-19-09 MWMVC W 66-61 H

CSUN (CAL STATE NORTHRIDGE/SAN FERNANDO)

Overall: 7-0
Home: 5-0 (5-0 Pit)
Away: 1-0 (1-0 Matador)
 12-1-69 W 99-82 H
 1-5-76 W 81-73 H
 12-28-94 Lobo Inv W 86-73 H
 11-24-08 W 85-74 H
 11-25-16 Wooden W 105-89 N1
 11-6-18 W 87-84 A
 11-9-19 W 97-70 H
N1-Fullerton, Calif.

DARTMOUTH

Overall: 4-0
Home: 4-0 (4-0 Pit)
 12-29-72 Lobo Inv W 107-36 H
 12-28-95 Lobo Inv W 91-66 H
 12-29-01 Lobo Inv W 77-60 H
 12-28-05 Lobo Inv W 66-60 H

DAVIDSON

Overall: 3-0
Home: 2-0 (2-0 Pit)
 12-29-78 Lobo Inv W 92-77 H
 11-13-12 W 86-81 H
 11-24-13 Charleston W 78-59 N1
N1-Charleston, S.C.

DAYTON

Overall: 2-3
Home: 1-1 (1-1 Pit)
Away: 0-1 (0-1 UD)
 3-16-74 NCAA W 66-61 N1
 11-19-99 CoSIDA L 57-70 H
 1-1-10 W 68-66 H
 1-1-11 L-2ot 73-76 A
 11-27-16 Wooden L 57-64 N2
N1-Tucson, Ariz.; N2-Fullerton, Calif.

DENVER

Overall: 21-21
Home: 15-6 (4-0 Pit)
Away: 6-15 (0-0 Magness)
 12-19-40 L 32-44 A
 1-28-44 W 45-34 H
 1-29-44 W 47-29 H
 12-27-50 L 40-59 A
 1-19-52 L 58-72 H
 2-16-52 L 44-61 A
 1-31-53 W 88-63 H
 2-28-53 L 64-66 A
 1-30-54 W 75-61 A
 2-27-54 W 58-56 H
 1-22-55 W 66-56 H
 1-29-56 L 56-97 A
 1-21-56 W 69-61 H
 2-11-56 L 61-81 A
 1-19-57 L 55-60 A
 2-9-57 L 72-77 H
 2-1-58 L 56-84 A
 3-1-58 L 55-72 H
 1-31-59 L 66-97 A
 2-28-59 L 61-84 H
 1-30-60 L 79-107 A
 2-27-60 L 83-106 H
 2-22-61 W 69-57 H
 2-25-61 L 64-68 A
 1-27-62 L 82-94 A
 2-24-62 L 81-99 H
 12-3-62 W 63-52 H
 1-12-63 W 52-51 A
 12-12-63 W 49-43 H
 2-29-64 W 71-41 A
 1-2-65 W 67-45 H
 2-27-65 L 58-68 A
 1-1-66 W 87-66 H
 2-19-66 W 86-77 A
 1-2-67 W 65-43 H
 1-14-67 L 66-71 A
 1-1-68 W 87-76 H
 3-2-68 L 68-70 A
 1-2-69 W 68-64 H
 1-11-69 W 94-81 A
 1-3-70 W 77-70 H
 12-7-70 W 86-78 A

DEPAUL

Overall: 2-0
Home: 2-0 (1-0 Pit)
 12-2-30 W 26-23 H
 11-13-98 BCA W 82-81 H

DETROIT (DETROIT MERCY)

Overall: 2-1
Home: 2-0 (2-0 Pit)
Away: 0-1 (0-1 Calihan)
 12-28-59 Motor City L 64-100 A
 12-23-89 Lobo Inv W 91-64 H
 1-13-10 W 63-54 H

DIXIE STATE

Overall: 1-0
Away: 1-0 (1-0 Burns)
 1-13-21 W 72-63 A

DRAKE

Overall: 1-3
Home: 0-2 (0-1 Pit)
 12-18-39 L 39-47 H
 3-17-64 NIT W 65-60 N1
 12-27-86 Lobo Inv L 52-59 H
 11-30-08 Cancun L 62-68 N2
N1-New York, N.Y.; N2-Cancun, Mexico

DREXEL

Overall: 1-0
Home: 1-0 (1-0 Pit)
 12-30-00 Lobo Inv W 93-60 H

DUQUESNE

Overall: 2-1
Home: 2-0 (2-0 Pit)
Away: 0-1 (0-0 Cooper)
 12-13-49 L 36-55 A
 11-23-91 Lobo Classic W 91-85 H
 11-14-04 NABC W 82-74 H

EAST CAROLINA

Overall: 1-0
Home: 1-0 (1-0 Pit)
 12-27-89 W 88-51 H

EASTERN WASHINGTON

Overall: 5-0
Home: 5-0 (5-0 Pit)
 12-18-78 W 117-94 H
 2-17-87 W 90-81 H
 12-3-93 Lobo Classic W 121-62 H
 11-23-96 Lobo Classic W 69-53 H
 11-12-07 W 92-57 H

EVANSVILLE

Overall: 1-0
Home: 1-0 (1-0 Pit)
 11-29-17 MWMVC W 78-59 H

FLORIDA STATE

Overall: 1-3
Home: 1-1 (1-1 Pit)
Away: 0-2 (0-1 Tucker)
 2-1-74 L 71-90 A
 1-27-75 W-ot 84-78 H
 1-2-83 L 71-74 H
 2-22-83 L 77-79 A

FORDHAM

Overall: 1-0
Home: 1-0 (1-0 Pit)
 12-30-81 Lobo Inv W 51-49 H

FRESNO STATE

Overall: 17-18
Home: 11-2 (11-2 Pit)
Away: 4-14 (3-7 Save Mart)
 12-29-47 L 49-57 A
 12-30-47 L 43-47 A
 3-19-85 NIT L 55-66 A
 1-7-93 W 85-64 H
 2-25-93 L 57-71 A
 3-11-93 WAC W 72-48 N1
 1-10-94 L 65-69 A
 2-26-94 W 82-67 H
 1-2-95 W 74-66 H
 3-2-95 W 72-69 A
 1-2-96 L 75-76 A
 3-2-96 W 86-84 H
 3-8-96 WAC W-3ot 104-99 H
 1-4-99 L 80-86 A
 2-13-99 W 83-81 H
 1-12-13 W 72-45 H
 2-13-13 W 54-48 A
 1-18-14 W 89-78 A
 3-13-14 MW W 93-77 N2
 12-31-14 W 76-64 H
 2-28-14 L 55-59 A
 1-2-16 W 77-62 A
 2-27-16 L 82-92 H
 12-28-16 W 78-73 H
 2-18-17 L 61-71 A
 3-9-17 MW W 60-65 N2
 1-13-18 L 80-89 A
 3-3-18 W-ot 95-86 H
 2-2-19 L 70-82 A
 2-16-19 L 73-81 H
 1-7-20 W 78-64 H
 2-1-20 L 77-82 A
 1-28-21 L-ot 62-64 A
 1-30-21 L 55-65 A

3-10-21 MW L 77-85 N2
N1-Salt Lake City, Utah; N2-Las Vegas, Nev.

FURMAN

Overall: 1-0
Home: 1-0 (1-0 Pit)
 12-21-00 W 68-56 H

GEORGE MASON

Overall: 3-0
Home: 1-0 (1-0 Pit)
 11-13-00 ProNIT W 79-68 H
 1-18-12 Paradise W 70-69 N1
 11-21-14 Puerto Rico W 69-58 N2
N1-St. Thomas, USVI; N2-San Juan, P.R.

GEORGE WASHINGTON

Overall: 1-1
Home: 1-0 (1-0 Pit)
 12-27-88 Lobo Inv W 94-73 H
 3-19-93 NCAA L 68-82 N1
N1-Tucson, Ariz.

GEORGETOWN

Overall: 0-3
Home: 0-1 (0-1 Pit)
Away: 0-1 (0-0 Capital One)
 12-22-84 L 61-69 H
 1-12-85 L 51-76 A
 3-17-96 NCAA L 62-73 N1
N1-Richmond, Va.

GEORGIA

Overall: 1-0
Home: 1-0 (1-0 Pit)
 2-12-89 W 80-66 H

GEORGIA STATE

Overall: 1-0
Home: 1-0 (1-0 Pit)
 2-12-01 W 91-78 H

GONZAGA

Overall: 1-1
Home: 0-1 (0-1 Pit)
Away: 1-0 (0-0 McCarthy)
 1-2-01 W-ot 81-80 A
 1-7-02 L-ot 90-95 H

GRAMBLING STATE

Overall: 2-0
Home: 2-0 (2-0 Pit)
 12-19-87 W 87-61 H
 11-20-08 W 96-50 H

GRAND CANYON

Overall: 4-1
Home: 4-0 (4-0 Pit)
Away: 0-1 (0-1 GCU Arena)
 12-11-79 W 78-68 H
 1-4-83 W 76-51 H
 12-23-13 W 80-68 H
 12-23-14 L 65-68 A
 12-17-19 W 91-71 H

GREEN BAY

Overall: 1-0
Home: 1-0 (1-0 Pit)
 11-13-19 W 93-78 H

HARVARD

Overall: 0-1
 3-21-13 NCAA L 62-68 N1
N1-Salt Lake City, Utah

HAWAII

Overall: 41-17
Home: 23-2 (21-2 Pit)
Away: 17-13 (3-3 Sheriff)
 2-5-65 W 76-39 H
 2-6-65 W 89-59 H
 12-17-65 W 72-41 A
 12-18-65 W 99-48 A
 12-16-67 W 84-75 H
 12-5-68 W 63-56 A
 12-6-68 W 77-62 A
 1-19-73 W 71-68 A
 1-20-73 W 83-70 A
 12-10-76 L 77-78 A
 12-11-76 W 113-84 A
 2-14-78 W 87-69 H
 1-2-79 L 64-66 A
 1-17-80 W 71-67 H
 2-16-80 L 65-73 A
 1-31-81 L 5-56 H
 3-5-81 L 80-85 A
 1-16-82 L 58-66 A
 2-18-82 W-ot 78-77 H
 2-5-83 W 90-81 H
 3-3-83 W-4ot 63-61 A
 1-12-84 W 80-65 H
 2-9-84 W-ot 46-44 A
 1-19-85 W 86-60 H
 2-14-85 L 68-73 A
 1-18-86 W 93-57 A
 2-27-86 W 65-64 H
 1-5-87 W 99-86 A
 2-13-87 W 110-92 H
 1-16-88 L 76-79 A
 2-13-88 W 71-50 H
 1-19-89 W 81-63 A
 3-4-89 L 70-71 H
 1-20-90 L 71-74 A
 2-22-90 W 82-71 H
 3-23-90 NIT W 80-8 H
 1-19-91 W 84-77 A
 1-26-91 W 83-67 H
 3-7-91 WAC L 67-68 N3
 1-18-92 W 79-67 H
 1-23-92 L 55-58 A
 1-15-93 W 61-58 A
 2-18-93 W 82-58 H
 1-15-94 W 74-55 H
 2-19-94 L 67-83 A
 3-11-94 WAC L 58-61 N2
 1-7-95 L 61-62 A
 2-23-95 W 72-68 H
 1-10-96 W 78-72 H
 2-24-96 W 88-79 A
 1-4-97 L 62-75 A
 2-22-97 W 89-69 H
 3-6-97 WAC W 65-57 N1
 1-9-99 W 82-59 H
 2-6-99 L-ot 68-72 A
 11-21-07 W 89-60 H
 12-27-07 W 79-69 A
 11-27-09 W 83-71 A
N1-Las Vegas, Nev.; N2-Salt Lake City, Utah; N3-Laramie, Wyo.

HOLY CROSS

Overall: 1-0
Home: 1-0 (1-0 Pit)
 12-29-97 Lobo Inv W 112-61 H

HOUSTON

Overall: 1-1
Home: 1-1 (1-1 Pit)
 12-15-79 Nike Cage L-ot 80-83 H
 12-29-98 Lobo Inv W 84-69 H

HOUSTON BAPTIST

Overall: 4-0
Home: 4-0 (4-0 Pit)
 12-13-73 W 115-72 H
 1-3-12 W 98-61 H
 11-14-16 W 95-79 H
 11-22-19 W 107-88 H

SERIES HISTORY

IDAHO
Overall: 5-0
Home: 5-0 (4-0 Pit)
 12-29-65 W 99-81 H
 11-25-77 W 120-70 H
 12-8-86 W 74-70 H
 12-21-94 W 76-54 H
 11-23-12 W 73-58 H

IDAHO STATE
Overall: 7-1
Home: 6-1 (6-1 Pit)
Away: 1-0 (1-0 Holt)
 3-9-74 NCAA W 73-65 A
 12-30-78 Lobo Inv L 67-73 H
 12-28-79 Lobo Inv W 91-76 H
 12-29-83 Lobo Inv W 74-53 H
 11-22-91 Lobo Classic W 112-98 H
 11-30-11 W 65-41 H
 11-14-14 W 79-55 H
 11-11-16 W 81-70 H

ILLINOIS
Overall: 0-1
Away: 0-1 (0-1 State Farm)
 12-6-75 L-ot 66-67 A

ILLINOIS STATE
Overall: 0-1
Away: 0-1 (0-1 Redbird)
 12-3-16 MWMVC L 74-79 A

INDIANA STATE
Overall: 1-0
Away: 1-0 (1-0 Hulman)
 12-1-12 MWMVC W-ot 77-68 A

IONA
Overall: 1-1
Home: 1-0 (1-0 Pit)
Away: 0-1 (0-0 Haynes)
 12-21-49 L 56-61 A
 11-13-18 W 90-83 H

IOWA
Overall: 1-0
Home: 1-0 (1-0 Pit)
 12-29-76 Lobo Inv W 96-83 H

IOWA STATE
Overall: 2-1
Home: 1-0 (0-0 Pit)
Away: 1-0 (0-0 Hilton)
 12-14-64 W 87-54 H
 12-6-65 W 56-52 A
 11-28-87 PtnNIT L 96-107 N1
N1-New York, N.Y.

JACKSON STATE
Overall: 2-0
Home: 2-0 (2-0 Pit)
 12-2-86 W 75-62 H
 12-23-96 W 98-45 H

JACKSONVILLE
Overall: 1-0
 12-20-74 Trojan W 72-64 N1
N1-Los Angeles, Calif.

KANSAS
Overall: 1-2
Home: 1-0 (0-0 Pit)
Away: 0-1 (0-1 Allen)
 12-19-63 W 59-54 H
 12-3-64 L 40-59 A

12-14-13 L 63-80 N1
N1-Kansas City, Mo.

KANSAS STATE
Overall: 2-4
Home: 1-1 (1-0 Pit)
Away: 0-2 (0-1 Bramlage)
 12-12-60 L 64-81 H
 12-2-61 L 52-94 A
 3-15-96 NCAA W 69-48 N1
 11-23-05 L 56-68 A
 11-21-06 W 78-54 H
 12-23-06 Las Vegas L 56-72 N2
N1-Richmond, Va.; N2-Las Vegas, Nev.

KENT STATE
Overall: 1-1
Home: 1-0 (1-0 Pit)
 12-16-49 L 53-63 N1
 12-27-85 Lobo Inv W 52-40 H
N1-Cleveland, Ohio

LAMAR
Overall: 1-1
Home: 1-1 (1-1 Pit)
 12-5-78 W 97-84 H
 3-14-84 NIT L 61-64 H

LONG BEACH STATE
Overall: 4-2
Home: 2-0 (1-0 Pit)
Away: 0-2 (0-0 Pyramid)
 12-14-62 L 44-60 A
 12-7-64 W 72-53 H
 12-20-82 L 95-98 A
 12-1-83 W 74-54 H
 11-29-86 Maui W-ot 92-88 N1
 3-15-12 NCAA W 75-68 N2
N1-Waikuku, Hawaii; N2-Portland, Ore.

LONGWOOD
Overall: 2-0
Home: 2-0 (2-0 Pit)
 12-17-06 W 79-60 H
 11-17-10 W 91-54 H

LOUISIANA TECH
Overall: 2-0
Home: 2-0 (2-0 Pit)
 3-19-92 NIT W 90-84 H
 11-21-09 W 81-52 H

LOUISVILLE
Overall: 0-3
Away: 0-1 (0-0 KFC Yum!)
 12-16-89 L 49-78 A
 3-16-97 NCAA L 63-64 N1
 3-17-12 NCAA L 56-59 N2
N1-Pittsburgh, Pa.; N2-Portland, Ore.

LOYOLA CHICAGO
Overall: 1-0
Home: 1-0 (1-0 Pit)
 11-18-15 MWMVC W 75-51 H

LOYOLA (MD)
Overall: 1-0
Home: 1-0 (1-0 Pit)
 11-26-88 Lobo Classic W 96-71 H

LOYOLA MARYMOUNT
Overall: 4-1
Home: 4-1 (4-1 Pit)
 12-7-66 W 77-59 H
 12-18-67 W 77-76 H
 12-16-79 Nike Cage L 70-71 H
 1-7-84 W 66-58 H
 11-15-07 Travelers W 86-58

MAINE
Overall: 1-0
Home: 1-0 (1-0 Pit)
 12-22-89 Lobo Inv W 94-63 H

MARQUETTE
Overall: 1-0
 12-21-13 W 75-68 N1
N1-Las Vegas, Nev.

MARSHALL
Overall: 1-0
Home: 1-0 (1-0 Pit)
 12-29-81 Lobo Inv W 86-70 H

MARYLAND
Overall: 0-1
 11-25-17 Emerald L 65-80 N1
N1-Niceville, Fla.

MASSACHUSETTS
Overall: 0-1
 11-22-13 Charleston L 65-81 N1
N1-Charleston, S.C.

MCNEESE
Overall: 2-0
Home: 2-0 (2-0 Pit)
 12-21-98 W 90-46 H
 11-16-19 W 90-80 H

MEMPHIS
Overall: 0-2
Away: 0-2 (0-0 FedEx)
 12-17-56 L 72-96 A
 3-22-01 NIT L 63-81 A

MERCER
Overall: 3-0
Home: 3-0 (3-0 Pit)
 11-25-95 Lobo Classic W 107-72 H
 12-23-00 W 69-62 H
 11-28-12 W 76-58 H

MIAMI (FLA)
Overall: 2-0
Home: 1-0 (1-0 Pit)
Away: 1-0 (0-0 Watsco)
 1-29-87 W 87-78 H
 2-1-89 W 110-93 A

MIAMI (OH)
Overall: 2-0
Home: 2-0 (2-0 Pit)
 12-28-91 Lobo Inv W 63-55 H
 11-22-09 W 85-60 H

MICHIGAN
Overall: 0-1
Home: 0-1 (0-0 Pit)
 12-28-57 L 66-78 H

MICHIGAN STATE
Overall: 0-2
Home: 0-2 (0-2 Pit)
 12-18-70 Lobo Inv L 69-73 H
 12-28-85 Lobo Inv L 61-76 H

MIDDLE TENNESSEE
Overall: 1-0
Home: 1-0 (1-0 Pit)
 12-29-93 Lobo Inv W 69-56 H

MINNESOTA
Overall: 1-1
Home: 1-0 (1-0 Pit)
Away: 0-1 (0-1 Williams)
 12-29-73 Lobo Inv W 102-68 H
 3-13-02 NIT L 62-96 A

MISSISSIPPI
Overall: 3-1
Home: 3-0 (3-0 Pit)
Away: 0-1 (0-0 Pavilion)
 12-28-96 Lobo Inv W 75-64 H
 11-19-05 Thorpe W 95-42 H
 12-1-07 L 77-85 A
 12-13-08 W 103-70 H

MISSISSIPPI VALLEY ST.
Overall: 1-0
Home: 1-0 (1-0 Pit)
 12-28-04 Lobo Inv W 101-68 H

MISSOURI
Overall: 1-0
 3-11-99 NCAA W 61-59 N1
N1-Denver, Colo.

MISSOURI STATE (SW MISS ST)
Overall: 2-0
Home: 2-0 (1-0 Pit)
 12-22-62 W 78-50 H
 12-3-11 MWMVC W 76-60 H

MONMOUTH
Overall: 1-0
Home: 1-0 (1-0 Pit)
 11-25-89 Lobo Classic W 69-63 H

MONTANA
Overall: 9-16
Home: 6-6 (1-0 Pit)
Away: 1-10 (1-8 Dahlberg)
 12-30-50 W 71-59 N1
 1-31-52 L 64-74 A
 2-28-52 L 59-63 H
 2-9-53 L 70-78 A
 2-19-53 W 70-63 H
 2-8-54 W 76-67 H
 2-22-54 L 65-76 A
 2-5-55 L 60-66 A
 2-7-55 L 47-57 A
 1-11-56 W 92-79 H
 1-12-56 W 73-50 H
 1-10-57 L 50-68 A
 2-16-57 L 33-36 H
 1-18-58 L 49-68 H
 2-20-58 L 45-71 A
 1-17-59 L 44-63 A
 2-19-59 L 59-84 H
 1-16-60 W-ot 77-69 H
 2-18-60 W 80-79 A
 1-14-61 L 56-83 A
 2-16-61 L 53-56 H
 1-11-62 L 79-91 H
 2-17-62 L 47-73 A
 3-18-10 NCAA W 62-57 N2
 12-1-19 W 72-63 H
N1-Denver, Colo.; N2-San Jose, Calif.

MONTANA STATE
Overall: 1-0
Home: 1-0 (1-0 Pit)
 12-20-11 W 91-46 H

MORGAN STATE
Overall: 2-0
Home: 2-0 (2-0 Pit)
 11-23-84 W 103-71 H
 11-27-85 W 66-50 H

MURRAY STATE
Overall: 1-0
Home: 1-0 (0-0 Pit)
 12-15-56 W 79-72 H

NEBRASKA
Overall: 1-0
Home: 1-0 (1-0 Pit)
 3-17-09 NIT W 83-71 H

NEBRASKA-OMAHA
Overall: 1-0
Home: 1-0 (1-0 Pit)
 11-14-17 W 103-71 H

NEVADA
Overall: 7-10
Home: 4-2 (4-2 Pit)
Away: 3-5 (3-5 Lawlor)
 2-2-13 W 75-62 H
 3-6-13 W 75-62 A
 2-15-14 W 90-72 H
 3-2-14 W 72-58 A
 2-14-15 L-ot 63-66 A
 12-30-15 W 88-76 H
 3-5-16 W 71-66 A
 3-10-16 MW L 62-64 N1
 1-7-17 L-ot 104-105 H
 1-28-17 L 65-82 A
 12-30-17 L 74-77 A
 1-5-19 W 85-58 H
 2-9-19 L 62-91 A
 1-25-20 L 74-96 A
 2-18-20 L 74-88 H
 12-31-20 L 54-68 N2
 1-2-21 L 74-84 N2
N1-Las Vegas, Nev.; N2-Lubbock, Texas

NEW HAMPSHIRE
Overall: 1-0
Home: 1-0 (1-0 Pit)
 12-28-98 Lobo Inv W 93-67 H

NEW MEXICO STATE
Overall: 122-102
Home: 74-41 (38-17 Pit)
Away: 47-61 (22-30 Pan Am)
 12-22-04 W 21-9 A
 1-26-06 W 28-16 H
 1-31-07 W 18-17 A
 2-12-08 W 44-25 H
 1-27-11 W 15-9 A
 2-3-11 W 18-10 H
 2-28-13 W 28-12 A
 2-15-15 W 33-29 A
 2-11-16 L 34-37 H
 2-23-17 L 27-30 A
 2-21-19 L 20-57 A
 2-22-19 L 22-40 A
 2-28-19 L 7-39 H
 3-1-19 L 21-29 H
 1-29-23 L 20-28 A
 1-30-23 L 21-23 A
 2-20-23 L 26-29 H
 2-21-23 L 18-38 H
 2-6-25 W 29-16 H
 2-7-25 W 19-10 H
 3-2-25 W 34-24 A
 3-3-25 W 29-19 A
 2-26-26 W 50-10 H
 2-27-26 W 33-21 H
 2-21-27 W 27-11 A
 2-22-27 W 46-21 A
 2-28-27 W 49-18 H
 3-1-27 W 45-39 H
 2-9-28 W 53-51 H
 2-10-28 W 53-32 H
 2-15-29 W 43-26 H
 2-16-29 W 55-28 H
 2-14-30 W 35-15 H
 2-15-30 W 48-16 H
 1-30-31 W 40-36 A
 1-31-31 W 36-32 A
 2-5-32 W 44-37 H
 2-6-32 L 42-48 H
 2-3-33 W 30-18 A
 2-4-33 W 46-39 A

SERIES HISTORY

12-1-33	W	35-32	H
12-2-33	W ^{ot}	37-36	H
1-18-35	L	39-43	A
1-19-35	L	36-36	A
2-22-35	W	32-26	H
2-23-35	L	28-31	H
2-14-36	W	42-36	A
2-15-36	L	39-61	A
2-21-36	W	43-39	H
2-22-36	L	25-33	H
1-8-37	L	29-31	A
1-9-37	L	32-39	A
3-1-37	L	33-49	H
3-2-37	L	22-36	H
1-28-38	L	32-58	A
1-29-38	L	49-60	A
2-28-38	L	39-69	H
3-1-38	L	42-65	H
1-27-39	L	41-59	H
1-28-39	L	49-67	H
2-10-39	L	26-85	A
2-11-39	L	44-77	A
2-3-40	L	37-51	H
2-4-40	L	44-53	H
2-29-40	L	47-74	A
3-1-40	L	48-55	A
12-10-40	L	31-40	A
12-11-40	L	23-28	A
2-18-41	L	29-44	H
1-10-42	W	30-25	H
2-19-42	L	34-38	A
12-16-44	W	55-27	H
12-14-45	W	38-31	H
12-15-45	W	50-23	H
1-25-46	W	60-39	A
1-26-46	W	61-49	A
1-17-47	W	68-45	A
1-24-47	W	55-30	H
1-14-48	W	47-43	A
1-24-48	W	53-41	H
1-20-49	W	60-49	H
2-3-49	L	32-51	A
1-21-50	W	77-61	H
2-1-50	L ^{ot}	53-54	A
1-17-51	W	52-50	H
2-16-51	L	45-53	A
12-3-51	L	47-57	H
3-3-52	W	40-38	A
12-16-52	L	61-65	A
3-2-53	L ^{ot}	69-72	H
12-16-53	W	58-38	H
3-2-54	L	51-59	A
12-11-54	L	60-61	H
2-22-55	L	57-64	A
12-5-55	L	53-66	A
1-18-56	L	51-58	H
11-30-56	W	64-62	H
12-7-56	W	73-65	A
12-16-57	L	49-60	H
12-13-58	L	53-67	A
1-3-59	L	59-96	H
12-12-59	W	68-63	H
2-1-60	L	66-78	A
12-9-60	L	69-82	A
12-19-61	L	72-78	H
12-26-61	L	62-86	A
12-28-61	Sun Bowl W-2 ^{ot}	80-76	N1
12-8-62	W	71-51	A
1-7-63	W	84-65	H
12-14-63	W	92-55	H
2-10-64	W	65-63	A
12-10-64	W	86-38	H
1-30-65	W	62-37	A
1-29-66	W	81-69	A
2-10-66	W	74-61	H
12-17-66	L ^{ot}	61-62	A
2-9-67	W	65-57	H
1-6-68	W	71-64	A
2-7-68	W	72-71	H
3-16-68	NCAA L	58-62	H
1-29-69	W	86-66	A
2-1-69	W	68-66	H
12-8-69	L	83-90	H
12-16-69	L	73-91	A
12-22-70	W	72-66	H

1-2-71	L	65-76	A
12-4-71	W	78-76	H
12-6-71	L	79-94	A
12-5-72	W	88-67	H
12-13-72	W	68-67	A
12-1-73	W	75-66	A
12-11-73	W	72-71	H
12-3-74	W	69-58	H
12-7-74	L	59-65	A
12-9-75	W	85-70	H
12-13-75	L	68-82	A
12-1-76	L	103-112	A
12-22-76	L	71-75	H
12-3-77	W	94-87	A
12-21-77	W	106-78	H
11-27-78	L	93-96	A
12-9-78	W	81-74	H
12-8-79	L	58-68	A
12-22-79	L	84-103	H
11-29-80	W	97-79	H
12-20-80	L	69-73	A
12-12-81	L	81-85	H
12-21-81	L	56-59	A
12-11-82	L	86-101	A
12-23-82	W-2 ^{ot}	78-74	H
12-17-83	L	60-67	A
12-22-83	W	57-51	H
12-4-84	L	64-67	H
12-17-84	W	87-72	A
12-23-85	W	54-44	H
12-30-85	L	44-53	A
12-4-86	L	62-81	A
12-20-86	W	64-50	H
12-3-87	W	72-71	H
12-10-87	W	76-72	A
12-5-88	L	66-70	A
12-17-88	W	64-61	H
11-2-89	L	55-60	A
12-7-89	L	73-74	H
12-7-90	W	94-88	H
12-15-90	L	64-72	A
11-30-91	L	73-80	H
1-6-92	L	63-68	A
12-12-92	W	69-62	A
12-23-92	W	71-66	H
12-11-93	L-2 ^{ot}	104-112	H
12-20-93	L	62-63	A
12-9-94	L	65-74	A
12-17-94	L	89-96	H
12-8-95	W	91-75	H
12-16-95	W	69-68	A
12-7-96	W	86-72	A
12-13-96	W ^{ot}	84-82	H
11-19-97	W	80-79	H
12-9-97	W	62-59	A
1-2-99	W	77-66	H
1-19-99	L	55-76	A
12-8-99	L	57-66	A
12-23-99	L	60-63	H
12-7-00	W ^{ot}	68-65	A
1-6-01	L ^{ot}	68-79	H
12-5-01	W	66-64	A
12-16-01	W	70-49	H
11-30-02	L	58-59	A
12-15-02	L	60-72	H
12-3-03	L	48-67	A
12-22-03	W	65-49	H
12-1-04	W	99-80	H
12-4-04	W	84-66	A
12-3-05	L	61-67	A
12-13-05	W ^{ot}	71-68	H
11-28-06	W	79-76	H
12-5-06	L	72-103	A
12-4-07	L	62-71	A
12-19-07	W	83-69	H
12-23-08	W	76-62	H
12-30-08	W	68-66	A
11-17-09	W	97-87	A
12-5-09	W	75-58	H
12-4-10	W ^{ot}	84-78	A
12-11-10	W	78-62	H
11-16-11	L	53-62	H
12-28-11	W	89-69	A
12-15-12	W	73-58	H
12-19-12	W	68-63	A

12-4-13	W	79-70	A
12-17-13	L	61-67	H
12-3-14	W	62-47	H
12-20-14	W	69-67	A
11-15-15	W	83-74	A
12-16-15	W	79-61	H
11-18-16	W	72-59	H
12-10-16	L	71-84	A
11-17-17	L	56-75	A
12-9-17	L	62-65	H
11-17-18	L	94-98	H
12-4-18	L	65-100	A
11-21-19	W	78-77	A
12-14-19	W	69-62	H

N1-El Paso, Texas

NEW ORLEANS

Overall: 1-0
Home: 1-0 (1-0 Pit)
11-11-11 W 92-40 H

NICHOLLS

Overall: 2-0
Home: 2-0 (2-0 Pit)
11-20-09 W 83-59 H
11-25-15 W 75-63 H

NORTH CAROLINA A&T

Overall: 2-0
Home: 2-0 (2-0 Pit)
11-12-04 NABC W 77-59 H
12-16-06 W 86-78 H

NORTH DAKOTA

Overall: 3-0
Home: 3-0 (3-0 Pit)
12-19-66 W 84-64 H
12-8-73 W 105-61 H
1-7-12 W 85-57 H

NORTH TEXAS

Overall: 2-1
Home: 2-1 (2-1 Pit)
12-26-87 Lobo Inv W 77-69 H
12-17-90 W 98-84 H
12-18-18 L 65-74 H

NORTHEASTERN

Overall: 2-0
Home: 2-0 (2-0 Pit)
11-28-98 Lobo Classic W 93-61 H
12-2-02 W 90-88 H

NORTHERN ARIZONA

Overall: 43-40
Home: 25-18 (5-1 Pit)
Away: 16-21 (0-0 Walkup Skydome)

2-3-26	W	40-18	H
2-19-26	W	26-17	A
2-20-26	W	51-16	A
1-28-27	L	30-31	H
2-16-27	L	35-36	A
1-27-28	L	36-39	H
1-28-28	L	35-42	H
2-1-29	L	27-35	A
2-2-29	W	37-24	A
2-27-29	L	33-35	H
2-28-29	W	39-37	H
1-31-30	L	19-31	H
2-1-30	W	27-19	H
2-28-30	L	30-35	A
3-1-30	W	32-20	A
2-6-31	W	36-18	A
2-7-31	W	29-21	A
1-15-32	L	32-39	H
1-16-32	W	38-33	H
2-26-32	L	28-41	A
2-27-32	L	26-34	A
1-13-33	W	32-22	A
1-14-33	W	35-28	A

2-24-33	L	23-38	H
2-25-33	W	49-31	H
1-5-34	W	45-21	A
1-6-34	L	29-31	A
2-2-34	W	46-33	H
2-3-34	L	31-42	H
1-11-35	L	35-47	H
1-12-35	L	27-39	H
2-1-35	W	38-28	A
2-2-35	L	36-42	A
1-10-36	W	46-27	A
1-11-36	L	38-46	A
2-7-36	L	43-45	H
2-8-36	L	32-33	H
1-15-37	W	54-46	H
1-16-37	L	28-44	H
2-17-37	L	27-41	A
2-18-37	L	35-37	A
1-7-38	L	45-46	A
1-8-38	W	48-38	A
2-18-38	W	47-38	H
2-19-38	W	51-38	H
1-11-39	W	47-36	H
1-12-39	L	28-38	H
2-22-39	L	52-55	A
2-23-39	L	43-60	A
1-12-40	L	43-66	A
1-13-40	L	31-46	A
2-17-40	L	28-57	H
2-19-40	W	29-28	H
1-10-41	W	46-44	H
1-11-41	W	38-36	H
2-8-41	L	55-57	A
2-3-42	L	28-38	H
2-9-42	L	42-53	A
1-20-45	W	36-33	A
1-17-46	L	44-54	H
2-5-47	L	49-65	A
2-20-47	W	63-47	H
1-7-48	W	61-53	H
2-7-48	L	33-54	A
1-10-49	W	40-30	A
2-12-49	W	46-41	H
2-24-50	L	52-58	A
3-2-50	W	68-56	H
12-9-50	W	64-62	N1
1-10-51	W	73-41	H
2-22-51	W	77-54	A
12-19-51	L	56-58	A
2-13-52	W	74-55	H
12-19-52	W	83-59	A
2-23-53	L	50-57	N1
12-19-53	W	64-50	H
12-3-58	W	76-61	N2
12-7-81	W	60-50	H
12-1-84	Tribune L	56-64	H
1-5-02	W	70-57	H
1-7-03	W	59-57	H
11-27-04	W	81-70	H
12-16-09	W	96-57	H

N1-Gallup, N.M.; N2-Santa Fe, N.M.

NORTHERN COLORADO

Overall: 4-0
Home: 3-0 (2-0 Pit)
Away: 1-0 (0-0 Bank of Colorado)
1-26-26 W 29-24 A
12-15-60 W 95-86 H
12-12-70 W 72-45 H
12-9-04 W 86-52 H

NORTHERN IOWA

Overall: 1-1
Home: 1-0 (1-0 Pit)
12-12-15 Las Vegas L 60-66 N1
12-23-15 W 76-57 H
N1-Las Vegas, Nev.

NORTHWESTERN STATE

Overall: 2-0
Home: 2-0 (2-0 Pit)
11-25-02 W 60-56 H
12-28-03 Lobo Inv W 87-51 H

NOTRE DAME

Overall: 0-1
Away: 0-1 (0-1 Purcell)
3-19-09 NIT L 68-70 A

OHIO STATE

Overall: 1-1
Home: 1-1 (1-1 Pit)
12-27-87 Lobo Inv W 74-65 H
3-25-88 NIT L 65-68 H

OKLAHOMA

Overall: 0-2
Home: 0-1 (0-1 Pit)
Away: 0-1 (0-1 Noble)
2-20-88 L 100-120 A
12-8-88 L 96-100 H

SERIES HISTORY

PENN STATE

Overall: 1-1
 Home: 1-0 (1-0 Pit)
 3-28-90 ^{NIT} L-ot 81-83 N1
 12-29-03 Lobo Inv W 82-63 H
N1-New York, N.Y.

PEPPERDINE

Overall: 5-2
 Home: 5-1 (5-1 Pit)
 Away: 0-1 (0-0 Firestone)
 1-3-48 L 43-59 A
 12-6-67 W 93-58 H
 3-17-88 ^{NIT} W 86-75 H
 3-21-89 ^{NIT} W 86-69 H
 3-20-01 ^{NIT} W 81-78 H
 12-29-02 Lobo Inv L 68-88 H
 12-29-06 Lobo Inv W 101-96 H

PORTLAND

Overall: 1-1
 Home: 1-1 (1-1 Pit)
 12-1-03 L 71-77 H
 11-25-12 W 69-54 H

PORTLAND STATE

Overall: 3-0
 Home: 3-0 (3-0 Pit)
 12-19-75 W 85-82 H
 1-5-77 W 109-82 H
 12-28-02 Lobo Inv W 69-52 H

PRAIRIE VIEW A&M

Overall: 2-0
 Home: 2-0 (2-0 Pit)
 12-3-88 W 100-75 H
 12-22-17 W 87-78 H

PRESBYTERIAN

Overall: 1-0
 Home: 1-0 (1-0 Pit)
 11-13-07 Travelers W 88-57 H

PRINCETON

Overall: 1-0
 Home: 1-0 (1-0 Pit)
 12-29-82 Lobo Inv W 52-46 H

PURDUE

Overall: 1-1
 Away: 1-1 (0-1 Mackey)
 12-23-63 W 63-61 H
 12-5-15 L 58-70 A

PURDUE FORT WAYNE (PFW)

Overall: 1-0
 Home: 1-0 (1-0 Pit)
 12-6-02 W 91-66 H

RHODE ISLAND

Overall: 1-0
 Home: 1-0 (1-0 Pit)
 12-28-67 Lobo Inv W 75-62 H

RICE

Overall: 6-2
 Home: 3-2 (3-1 Pit)
 Away: 2-0 (2-0 Tudor)
 12-22-58 L 69-81 H
 12-30-93 Lobo Inv W 90-75 H
 1-18-97 W 69-61 A
 2-13-97 W 81-64 H
 3-4-99 ^{WAC} W 51-49 N1
 12-19-15 L 89-90 H
 12-19-17 W 78-69 H
 12-13-20 W 72-61 A
N1-Las Vegas, Nev.

RIDER

Overall: 1-0
 Home: 1-0 (1-0 Pit)
 12-23-87 W 108-84 H

RUTGERS

Overall: 0-1
 3-14-67 ^{NIT} L 60-65 N1
N1-New York, N.Y.

SACRAMENTO STATE

Overall: 3-0
 Home: 3-0 (3-0 Pit)
 11-19-98 W 102-71 H
 12-8-03 W 77-63 H
 11-12-06 W 92-56 H

ST. BONAVENTURE

Overall: 1-0
 Home: 1-0 (1-0 Pit)
 11-14-07 Travelers W 81-54 H

ST. JOHN'S

Overall: 0-3
 Home: 0-2 (0-2 Pit)
 3-15-65 ^{NIT} L 54-61 N1
 12-23-71 Lobo Inv L 92-95 H
 11-20-99 ^{CoSIDA} L 62-70 H
N1-New York, N.Y.

SAINT JOSEPH'S

Overall: 1-1
 Home: 1-1 (1-1 Pit)
 12-19-69 Lobo Inv W 78-77 H
 12-30-99 Lobo Inv L 76-81 H

SAINT LOUIS

Overall: 3-3
 Home: 2-1 (2-1 Pit)
 Away: 1-1 (0-1 Chaifetz)
 1-22-72 W 73-67 A
 1-8-73 W 87-67 H
 3-23-89 ^{NIT} L 65-66 H
 3-26-90 ^{NIT} L 73-80 N1
 12-31-11 W 64-60 H
 12-31-12 L 44-60 A
N1-New York, N.Y.

SAINT MARY'S

Overall: 2-1
 Home: 2-0 (2-0 Pit)
 12-17-68 W 77-55 H
 12-28-01 Lobo Inv W 72-62 H
 12-7-18 ^{HOF} L 60-85 N1
N1-Los Angeles, Calif.

SAM HOUSTON STATE

Overall: 2-0
 Home: 2-0 (2-0 Pit)
 12-21-96 W 76-55 H
 11-26-99 Lobo Classic W 71-61 H

SAN DIEGO

Overall: 7-2
 Home: 5-1 (5-1 Pit)
 Away: 2-1 (2-1 Jenny Craig)
 11-24-85 ^{Tip-Off} W 61-46 H
 11-27-88 Lobo Classic L 53-64 H
 1-6-04 W 88-75 H
 12-22-05 L 56-63 A
 12-8-07 W 57-47 H
 12-10-08 W 57-54 A
 12-9-09 W 82-78 A
 11-28-10 W 75-46 H
 11-30-13 W 73-66 H

SAN DIEGO STATE

Overall: 48-42
 Home: 30-12 (30-12 Pit)
 Away: 13-27 (7-14 Viejas)
 1-2-76 L 58-78 A
 12-20-76 W 107-104 H
 1-25-79 L 72-78 A
 2-24-79 W 84-78 H
 1-19-80 W 73-72 H
 2-14-80 L 74-76 A
 1-30-81 W 100-98 H
 3-7-81 L 84-92 A
 1-14-82 L 62-78 A
 2-20-82 L 79-86 H
 2-3-83 L 37-61 H
 3-5-83 L 73-77 A
 1-14-84 L 68-74 H
 2-11-84 L 60-61 A
 1-18-85 W 94-85 H
 2-16-85 L 80-99 A
 3-8-85 ^{WAC} L 84-98 N1
 1-16-86 L 68-71 A
 3-1-86 W-ot 95-92 H
 1-3-87 W 88-84 A
 2-14-87 W 76-66 H
 1-14-88 L 59-64 A
 2-12-88 W 93-85 H
 1-21-89 W 83-76 A
 3-2-89 W 102-72 H
 1-18-90 L 62-78 A
 2-24-90 W 91-69 H
 1-17-91 L 51-52 A
 1-24-91 W 79-68 H
 1-16-92 W 90-68 H
 1-25-92 W 71-61 A
 1-17-93 W 77-52 A
 2-20-93 W 71-55 H
 1-13-94 W 72-59 H
 2-17-94 W 65-61 A
 3-10-94 ^{WAC} W 61-46 N2
 1-9-95 L-ot 69-72 A
 2-25-95 W 67-42 H
 1-8-96 W 77-74 H
 2-22-96 W 83-78 A
 3-7-96 ^{WAC} W 94-75 H
 1-7-99 W 90-60 H
 2-8-99 W 85-60 A
 2-5-00 W 78-57 A
 2-26-00 W 78-49 H
 1-8-01 W 75-67 A
 2-17-01 W 72-54 H
 2-2-02 L 65-78 H
 2-28-02 L 71-84 A
 1-25-03 W 66-62 H
 2-24-03 L 73-89 A
 2-2-04 L 68-72 A
 2-28-04 W 72-60 H
 1-31-05 W 88-71 H
 2-26-05 W 78-61 A
 3-11-05 ^{MW} W 77-67 N3
 1-25-06 L 69-75 A
 2-25-06 L 66-73 H
 1-17-07 L 68-73 A
 2-20-07 L-ot 74-81 H
 1-12-08 L 67-72 H
 2-13-08 W 73-63 A
 1-21-09 L 76-81 A
 2-21-09 W 75-49 H
 1-5-10 L 64-74 A
 2-6-10 W-ot 88-86 H
 3-12-10 ^{MW} L 69-72 N4
 1-15-11 L 77-87 H
 2-16-11 L 62-68 A
 1-18-12 L 70-75 H
 2-15-12 W 77-67 A
 3-10-12 ^{MW} W 68-59 N4
 1-26-13 L 34-55 A
 2-27-13 W 70-60 H
 3-15-13 ^{MW} W 60-50 N4
 2-22-14 W 58-44 H
 3-8-14 L 48-51 A
 3-15-14 ^{MW} W 64-58 N4
 1-6-15 L 42-56 A
 2-17-15 L 46-63 H
 2-6-16 Lot 71-78 A

3-1-16 L 56-83 H
 1-1-17 W 68-62 A
 3-4-17 W 64-59 H
 1-20-18 W 79-75 H
 3-10-18 ^{MW} L 75-82 N4
 1-15-19 L 77-97 A
 2-5-19 W 83-70 H
 1-29-20 L 57-85 H
 2-11-20 L 59-82 A
N1-El Paso, Texas; N2-Salt Lake City, Utah; N3-Denver, Colo.; N4-Las Vegas, Nev.

SAN FRANCISCO

Overall: 3-1
 Home: 2-1 (2-1 Pit)
 12-20-68 Lobo Inv W 82-71 H
 3-14-74 ^{NCAA} W 61-64 N1
 11-24-90 Lobo Classic W 94-77 H
 11-17-94 ^{PhaNIT} L 74-80 H
N1-Tucson, Ariz.

SAN JOSE STATE

Overall: 17-4
 Home: 10-1 (9-1 Pit)
 Away: 4-2 (4-2 Provident)
 12-21-61 W 63-51 H
 12-27-67 Lobo Inv W 93-75 H
 3-4-97 ^{WAC} W 103-70 N1
 11-29-97 W 86-57 H
 1-13-99 W-ot 82-81 A
 2-11-99 W 82-46 H
 1-11-14 W 69-65 A
 2-1-14 W 72-47 H
 1-31-15 W 67-41 H
 1-23-16 W 83-64 A
 2-13-16 W 74-58 H
 2-4-17 L 68-78 H
 1-6-18 W 80-47 H
 2-3-18 W 71-68 A
 2-13-19 W 92-60 H
 2-26-19 L 82-89 A
 1-1-20 L 85-88 A
 1-21-20 W 86-59 H
 3-4-20 ^{MW} W 79-66 N1
 1-21-21 W 67-51 N2
 1-23-21 L 71-83 N2
N1-Las Vegas, Nev.; 2-St. George, Utah

SANTA CLARA

Overall: 4-3
 Home: 4-1 (4-1 Pit)
 12-3-66 W 72-54 H
 3-15-68 ^{NCAA} L 73-86 H
 12-19-70 Lobo Inv W 91-62 H
 11-25-83 ^{Alaska} L 50-54 N1
 3-16-89 ^{NIT} W 91-76 H
 11-13-04 ^{NABC} W 93-59 H
 11-24-11 ⁷⁶ L-ot 76-79 N2
N1-Anchorage, Alaska; N2-Anaheim, Calif.

SEATTLE

Overall: 3-0
 Home: 2-0 (2-0 Pit)
 Away: 1-0 (0-0 Climate Pledge)
 1-7-67 W 80-60 H
 12-2-67 W 68-63 A
 12-30-72 Lobo Inv W 70-54 H

SETON HALL

Overall: 0-2
 Away: 0-1 (0-0 Prudential)
 12-19-49 L 44-62 A
 11-27-87 ^{PhaNIT} L 67-88 N1
N1-New York, N.Y.

SMU

Overall: 3-0
 Home: 1-0 (1-0 Pit)
 Away: 1-0 (1-0 Moody)
 1-11-97 W 78-58 H
 2-6-97 W 75-72 A
 3-5-99 ^{WAC} W 57-56 N1
N1-Las Vegas, Nev.

SOUTH CAROLINA

Overall: 0-1
 12-29-69 ^{Sugar Bowl} L 62-85 N1
N1-New Orleans, La.

SOUTH CAROLINA STATE

Overall: 1-0
 Home: 1-0 (1-0 Pit)
 11-18-05 ^{Thorp} W 56-47 H

SOUTH DAKOTA STATE

Overall: 0-1
 Home: 0-1 (0-1 Pit)
 12-22-12 L 65-70 H

SOUTH FLORIDA

Overall: 1-0
 Home: 1-0 (1-0 Pit)
 3-15-00 ^{NIT} W 64-58 H

SOUTHEAST MISSOURI ST.

Overall: 1-0
 Home: 1-0 (1-0 Pit)
 11-14-08 W 102-59 H

SOUTHERN

Overall: 1-0
 Home: 1-0 (1-0 Pit)
 12-29-90 Lobo Inv W 94-83 H

SOUTHERN ILLINOIS

Overall: 1-0
 Away: 1-0 (1-0 Banterra)
 12-1-10 ^{MMWAC} W 74-59 A

SOUTHERN MISS

Overall: 2-0
 Home: 2-0 (1-0 Pit)
 1-23-50 W 53-51 H
 12-6-08 W 60-58 H

SOUTHERN UTAH

Overall: 3-1
 Home: 3-1 (3-1 Pit)
 12-11-99 W 62-57 H
 12-21-02 L 57-69 H
 11-20-05 ^{Thorp} W 62-48 H
 11-28-07 W 57-48 H

STANFORD

Overall: 1-3
 Home: 1-1 (1-1 Pit)
 Away: 0-1 (0-1 Maples)
 12-28-74 Lobo Inv W 78-63 H
 1-20-01 L 44-75 A
 11-17-01 L 66-81 H
 3-21-14 ^{NCAA} L 53-58 N1
N1-St. Louis, Mo.

STEPHEN F. AUSTIN

Overall: 2-0
 Home: 2-0 (2-0 Pit)
 11-27-94 Lobo Classic W 122-105 H
 11-24-99 W 98-61 H

STETSON

Overall: 1-1
 Home: 1-0 (1-0 Pit)
 Away: 0-1 (0-0 Edmunds)
 2-2-74 L 65-67 A
 12-9-74 W 90-82 H

SYRACUSE

Overall: 1-2
 Home: 0-1 (0-1 Pit)
 3-11-67 ^{NIT} W 66-64 N1
 12-30-77 Lobo Inv L 91-96 H
 3-15-98 ^{NCAA} L 46-56 N2
N1-New York, N.Y.; N2-Lexington, Ky.

SERIES HISTORY

TCU

Overall: 16-7
Home: 10-0 (10-0 Pit)
Away: 4-5 (0-0 Schollmaier)

12-29-64	Sun Bowl	W	76-58	N1
12-29-80	Lobo Inv	W	76-69	H
1-9-97		W	79-64	H
2-8-97		L	59-80	A
1-5-98		W	98-77	H
2-21-98		L	64-95	A
3-6-98	WAC	W	80-73	N2
1-11-06		W	56-54	H
2-11-06		W	53-42	A
1-3-07		L	52-64	A
2-17-07		W	74-58	H
3-6-07	MMW	L	54-62	N2
1-15-08		L	72-74	A
2-16-08		W	64-48	H
1-24-09		W	69-52	A
2-24-09		W	76-62	H
1-30-10		W	73-57	A
3-3-10		W	73-66	H
1-26-11		W	71-46	H
2-26-11		W	80-70	A
1-28-12		W	71-54	H
2-25-12		L	64-83	A
11-24-17	Emerald	L	67-69	N3

N1-El Paso, Texas; N2-Las Vegas, Nev.; N3-Niceville, Fla.

TEMPLE

Overall: 1-1
Home: 1-0 (1-0 Pit)
Away: 0-1 (0-1 Liacouras)

12-21-68	Lobo Inv	W	83-70	H
11-15-00	PreNIT	L	49-61	A

TENNESSEE

Overall: 2-2
Home: 2-0 (2-0 Pit)
Away: 0-2 (0-2 Thompson-Boling)

12-5-89	L-ot		85-96	A
12-20-90		W	83-80	H
1-4-03		L	64-71	A
12-18-04		W	77-58	H

TENNESSEE STATE

Overall: 1-0
Home: 1-0 (1-0 Pit)

12-21-91		W	107-59	H
----------	--	---	--------	---

TENNESSEE TECH

Overall: 1-1
Home: 1-1 (1-1 Pit)

12-8-01		W	87-80	H
11-21-17		L	96-104	H

TEXAS

Overall: 2-1
Home: 1-1 (1-1 Pit)
Away: 1-0 (1-0 Erwin)

3-13-86	NIT	L	66-69	H
12-6-86		W	82-72	H
12-30-87		W	86-74	A

TEXAS A&M

Overall: 6-2
Home: 4-1 (4-1 Pit)
Away: 1-0 (0-0 Reed)

12-29-66	Lobo Inv	W	85-54	H
12-22-71	Lobo Inv	W	95-73	H
3-8-79	NIT	L	68-79	H
3-12-85	NIT	W	80-67	H
12-10-91		W	94-72	A
12-3-92		W	71-69	H
12-12-09		W	84-61	N1
11-23-14	Puerto Rico	L	51-64	N2

N1-Houston, Texas; N2-San Juan, P.R.

TEXAS SOUTHERN

Overall: 6-1
Home: 6-1 (6-1 Pit)

11-26-84		W	64-63	H
12-7-87		W	64-61	H
2-1-93		W	78-61	H
11-28-94	Lobo Classic	L	67-73	H
11-21-97	Lobo Classic	W	90-67	H
11-19-01		W	97-51	H
11-13-15		W	80-69	H

TEXAS STATE (SOUTHWEST TEXAS)

Overall: 2-0
Home: 2-0 (2-0 Pit)

12-28-90	Lobo Inv	W	99-82	H
12-19-95		W	72-62	H

TEXAS TECH

Overall: 40-43
Home: 28-18 (8-2 Pit)

Away: 12-23 (1-3 United)

2-24-31		W	32-29	H
2-25-31		L	24-29	H
2-1-32		L	32-39	A
2-2-32		W	38-35	H
2-10-33		L	13-14	H
2-11-33		L	25-28	H
2-15-35		W	37-25	H
2-16-35		L	28-31	H
1-3-36		W	42-40	A
1-4-36		L	27-59	A
2-3-36		W	43-25	H
2-4-36		W	35-32	H
2-12-37		W	36-35	H
2-13-37		W	38-31	H
1-14-38		W	50-40	A
1-15-38		W	41-31	A
2-9-38		L	39-51	H
2-10-38		L	26-39	H
2-3-39		L	29-39	H
2-4-39		L	37-56	N1
1-5-40		L	28-43	A
1-6-40		L	31-40	A
2-9-40		W	39-33	H
2-10-40		L	33-35	H
2-3-41		L	19-34	A
2-4-41		L	25-57	A
2-24-41		L	35-58	H
2-25-41		L	25-40	H
1-15-42		L	30-34	A
2-25-42		L	36-53	H
1-8-43		W	35-28	H
1-9-43		L	29-37	H
2-3-43		L	31-37	A
2-4-43		L	30-32	A
1-22-44		W	56-44	A
2-4-44		W	61-36	H
2-5-44		W	39-30	H
1-22-45		W	47-39	H
1-23-45		W	57-41	H
2-10-45		W	42-38	A
1-5-46		L	55-63	A
2-8-46		W	47-45	H
2-9-46		L	48-55	H
3-2-46		W	49-44	H
2-15-47		W	51-49	H
2-28-47		L	40-44	A
12-17-47		L	46-62	A
2-18-48		W	50-43	H
1-8-49		L	50-58	H
2-18-49		L	51-53	A
1-7-50		L	44-48	H
1-13-50		L	55-59	A
1-5-51		L	50-59	A
2-10-51		L	53-62	H
12-31-51		L	52-57	A
2-18-52		W	67-53	H
12-29-52	West Texas	L	67-75	N2
12-1-59		L	62-84	A
12-6-62		W	90-66	H
11-30-63		W	76-75	A
12-5-64		W	72-57	H
12-11-65		L	68-78	A

12-10-66		W	80-59	H
12-9-67		W	60-58	A
12-13-69		W	87-65	H
12-14-70		W-ot	73-72	A
12-11-71		W	82-63	H
12-9-72		W-ot	72-69	A
12-21-73		W	102-65	H
12-14-74		L	50-70	A
12-1-90		W	66-55	A
11-27-91		L	56-58	H
12-20-92		W	96-75	H
12-8-93		W	82-76	A
12-4-96		L	68-77	A
12-20-97		W	81-62	H
12-18-02		L	71-98	A
12-6-03		L	58-67	H
12-1-06		L	68-70	A
12-15-07		W	80-63	H
12-20-08		L	78-86	A
12-29-09		W	90-75	H
12-19-10		W	61-60	A

N1-Santa Fe, N.M.; N2-Canyon, Texas

TOWSON

Overall: 1-0
Home: 1-0 (1-0 Pit)

12-30-89		W	96-68	H
----------	--	---	-------	---

TROY

Overall: 1-0
Home: 1-0 (1-0 Pit)

12-29-04	Lobo Inv	W	88-66	H
----------	----------	---	-------	---

TULANE

Overall: 1-0
Home: 1-0 (0-0 Pit)

12-28-65	Lobo Inv	W	78-56	H
----------	----------	---	-------	---

TULSA

Overall: 2-1
Home: 1-0 (1-0 Pit)
Away: 0-1 (0-0 Reynolds)

1-16-97		L	57-80	A
2-16-97		W	57-51	H
3-5-98	WAC	W	60-59	N1

N1-Las Vegas, Nev.

UAB

Overall: 1-0
 11-21-13 Charleston W-2ot 97-94 N1
 N1-Charleston, S.C.

UC DAVIS

Overall: 3-0
Home: 3-0 (3-0 Pit)

11-29-74		W	79-68	H
12-20-78		W	86-74	H
12-29-19		W	74-69	H

UC RIVERSIDE

Overall: 1-0
Home: 1-0 (1-0 Pit)

11-14-09		W	67-51	H
----------	--	---	-------	---

UC SANTA BARBARA

Overall: 1-1
Home: 1-0 (0-0 Pit)
Away: 0-1 (0-0 Thunderdome)

1-2-48		L	38-58	A
12-20-58		W	79-73	H

UCF (CENTRAL FLORIDA)

Overall: 1-1
Home: 1-1 (1-1 Pit)

12-16-78		W	124-92	H
11-22-08		L	71-72	H

UCLA

Overall: 2-2
Home: 1-0 (1-0 Pit)
Away: 1-1 (1-0 Pauley)

12-22-54		L	41-106	A
12-10-83		W	65-60	A
11-23-87	PreNIT	W	77-66	H
12-6-97	Wooden	L	58-69	N1

N1-Anaheim, Calif.

UIC (ILLINOIS-CHICAGO)

Overall: 1-0
 11-16-12 Paradise W 66-59 N1
 N1-St. Thomas, USVI

ULM (DE LOUISIANA ST)

Overall: 1-0
Home: 1-0 (1-0 Pit)

11-13-14		W	54-46	H
----------	--	---	-------	---

UMES (MARYLAND-EASTERN SHORE)

Overall: 1-0
Home: 1-0 (1-0 Pit)

12-3-90		W	79-52	A
---------	--	---	-------	---

UMKC

Overall: 1-0
Home: 1-0 (1-0 Pit)

12-22-11		W	87-62	H
----------	--	---	-------	---

UNC GREENSBORO

Overall: 1-0
Home: 1-0 (1-0 Pit)

12-22-01		W	83-69	H
----------	--	---	-------	---

UNLV

Overall: 25-39
Home: 14-14 (14-14 Pit)
Away: 11-23 (9-19 Thomas & Mack)

1-17-76		L	73-80	H
1-7-77		L	96-121	A
1-7-78		W	102-98	A
1-17-78		W	89-76	H
1-27-79		W	102-99	A
2-23-79		W	110-110	H
1-26-80		L	78-84	A
2-22-80		L	68-84	H
12-26-80		L	75-87	A
2-27-81		L	81-88	H
1-9-82		W	72-70	H
2-26-82		L	68-100	A
1-15-98		W	79-61	H
2-16-98		W	75-66	A
3-7-98	WAC	L	51-56	A
1-17-00		L	73-85	H
3-4-00		L	67-80	A
1-22-01		L	72-80	A
2-19-01		W	75-56	H
2-5-02	W-ot		84-81	H
3-2-02		L	82-91	A
3-7-02	MMW	L-2ot	117-120	A
1-27-03		L	66-75	H
2-22-03		L	69-74	A
1-31-04		L	80-89	A
3-1-04		L	75-78	H
3-11-04	MMW	L	53-55	N1
1-29-05		W	62-59	H
2-28-05		W	77-66	A
1-28-06		L	56-67	A
3-1-06		W	47-39	H
3-9-06	MMW	L	64-65	N1
1-27-07		L-ot	72-76	A
2-28-07		L	83-85	H
2-2-08		L	60-79	A
3-4-08		W	71-52	H
1-3-09		L	58-60	A
2-7-09	W-ot		73-69	H
1-9-10		L	62-74	H
2-10-10		W	76-66	A

1-22-11		L	62-63	A
2-23-11		L-ot	74-77	H
1-21-12		L	63-80	A
2-18-12		W	65-45	H
3-9-12	MMW	W	72-67	A
1-9-13		W	65-60	H

SERIES HISTORY

1-16-69	L	76-77	A	
3-1-69	W	102-80	H	
1-31-70	L	73-99	A	
2-26-70	W	93-74	H	
1-9-71	W	78-77	H	
2-11-71	L	62-69	A	
2-5-72	W	80-69	A	
3-3-72	W	77-58	H	
1-13-73	W	78-75	H	
2-15-73	W	73-70	A	
1-4-74	W	98-91	H	
2-8-74	L	76-92	A	
1-24-75	W	76-66	H	
3-1-75	L	76-93	A	
1-31-76	L	32-34	A	
2-26-76	L	69-73	H	
1-27-77	L	84-94	A	
2-26-77	W	81-77	H	
1-28-78	W	113-89	H	
2-23-78	L	92-95	A	
1-11-79	L	90-101	A	
2-10-79	W	84-68	H	
1-5-80	L	70-73	H	
1-31-80	L	68-77	A	
1-17-81	L-ot	76-82	H	
2-19-81	L	73-90	A	
1-2-82	L	65-71	A	
3-4-82	W	85-71	H	
1-27-83	L	67-70	A	
2-26-83	L	61-62	H	
2-4-84	W	77-69	H	
3-1-84	W-ot	45-44	A	
3-7-84	WAC	W	56-45	H
1-3-85	L	63-68	A	
2-9-85	L	58-65	H	
1-2-86	W	71-68	H	
2-15-86	L	59-60	A	
1-9-87	L	72-80	H	
2-7-87	L	65-77	A	
1-21-88	W	55-50	H	
3-5-88	L	67-68	A	
1-7-89	W	85-66	H	
2-16-89	W	79-76	A	
1-11-90	L	60-79	A	
2-17-90	W	86-66	H	
1-10-91	L	53-65	A	
2-2-91	W	68-62	H	
1-3-92	W	60-54	H	
2-1-92	L	54-61	A	
1-2-93	L	45-78	A	
3-4-93	W	69-59	H	
1-5-94	W	64-61	H	
3-5-94	L	72-79	A	
1-26-95	L	80-85	A	
2-2-95	L-ot	91-95	H	
3-10-95	WAC	L	50-86	H
1-27-96	L	64-82	H	
2-3-96	L	58-74	A	
3-9-96	WAC	W	64-60	H
2-1-97	W	87-71	H	
3-1-97	L	58-78	A	
3-7-97	WAC	L	70-72	N2
2-1-98	W	77-74	H	
2-28-98	L	55-65	A	
2-1-99	L	39-57	H	
2-27-99	L	47-77	A	
3-6-99	WAC	L	45-60	N2
1-31-00	L	70-82	A	
2-19-00	W	72-65	H	
2-5-01	L	69-80	A	
3-3-01	L	61-66	H	
3-9-01	WAC	W	56-53	N2
1-21-02	L	51-81	H	
2-19-02	L	65-66	A	
2-3-03	L	68-78	A	
3-1-03	W	76-69	H	
1-24-04	W	70-54	H	
2-23-04	L	43-73	A	
1-22-05	L	58-69	A	
2-21-05	W	65-54	H	
3-12-05	WAC	W	60-56	N1
1-4-06	L	49-64	A	
2-4-06	W	64-53	H	
1-13-07	W-ot	86-82	H	
2-24-07	L-2ot	91-93	A	

1-22-08	W-ot	77-67	H	
2-23-08	W	72-71	A	
3-13-08	WAC	L-ot	80-82	N2
1-31-09	L	68-69	A	
3-3-09	W	77-71	H	
1-13-10	W	74-57	H	
2-13-10	W-ot	68-65	A	
1-18-11	L	72-82	A	
2-19-11	L	62-64	H	

N1-Denver, Colo.; N2-Las Vegas, Nev.

UTAH STATE

Overall: 12-29
 Home: 9-10 (5-3 Pit)
 Away: 2-15 (2-4 Smith)

2-2-52	L	52-66	A	
2-7-52	L	58-62	H	
2-7-53	L	70-76	A	
2-21-53	W	99-91	H	
2-6-54	W	97-74	H	
2-20-54	L	55-65	A	
2-3-55	L	63-89	A	
2-26-55	L	68-79	H	
2-4-56	L	62-75	A	
3-3-56	W	74-63	H	
2-2-57	L	73-84	H	
3-2-57	L	61-69	A	
2-8-58	L	46-60	A	
3-6-58	L	68-78	H	
2-7-59	L	72-87	H	
3-6-59	L	72-93	A	
2-6-60	L	59-86	A	
3-3-60	L	72-103	H	
2-4-61	W	75-68	H	
3-3-61	L	78-108	A	
2-2-62	L	64-76	A	
3-3-62	L	77-88	H	
12-29-79	Lobo Inv	L	83-117	H
1-28-14	W	78-65	A	
2-25-14	W	67-58	H	
1-10-15	W	66-60	A	
2-7-15	L	60-63	H	
1-9-16	W	77-59	H	
2-9-16	L	72-80	A	
1-4-17	L	75-79	A	
1-24-17	W	74-61	H	
1-31-18	L	80-89	A	
2-14-18	W	78-63	H	
3-9-18	WAC	W	83-68	N1
1-26-19	L	66-68	H	
2-20-19	L	55-71	A	
3-14-19	WAC	L	83-91	N1
2-29-20	W	66-64	H	
3-5-20	WAC	L	70-75	N1
1-6-21	L	45-77	N2	
1-8-21	L	46-82	N2	

N1-Las Vegas, Nev.; N2-Lubbock, Texas

UT ARLINGTON

Overall: 4-0
 Home: 3-0 (3-0 Pit)
 Away: 1-0 (0-0 College Park)

11-23-90	Lobo Classic	W	136-99	H
11-24-95	Lobo Classic	W	76-56	H
1-3-05	W	64-55	A	
12-29-05	Lobo Inv	W	63-51	H

UTEP (TEXAS WESTERN)

Overall: 78-68
 Home: 49-22 (28-10 Pit)
 Away: 28-42 (11-19 Haskins)

2-21-29	W	46-27	A
1-24-30	W	49-26	H
1-31-33	W	50-30	A
2-1-33	W	48-36	A
1-12-34	W	41-20	H
1-13-34	W	30-29	H
2-17-36	W	70-23	H
2-18-36	W	47-23	H
1-29-37	W	56-37	A
1-30-37	W	50-31	A
2-8-37	W	42-25	H
2-9-37	W	44-29	H

2-4-38	W	51-45	H	
2-5-38	L	32-40	H	
2-8-39	W	45-41	A	
2-9-39	L	36-39	A	
1-8-40	L	49-57	H	
1-9-40	L	55-62	H	
2-5-40	L	37-67	A	
2-6-40	L	36-62	A	
12-12-40	L	36-63	A	
1-3-41	L	27-50	H	
1-4-41	L	36-58	H	
1-9-42	W	42-38	H	
2-20-42	L	43-64	A	
1-29-43	L	48-58	H	
1-30-43	L	32-59	H	
2-12-43	L-ot	53-57	A	
2-13-43	L	43-51	A	
1-12-45	W	59-37	H	
1-13-45	W	66-41	H	
2-3-45	W	46-43	H	
1-11-46	W	63-38	A	
1-12-46	W	45-36	A	
2-11-46	W	61-27	H	
2-12-46	W	45-28	H	
12-17-46	W	67-58	A	
1-15-46	W	68-56	H	
1-13-48	L	42-72	A	
2-10-48	W	44-43	H	
12-17-48	W	59-43	H	
2-4-49	L	51-53	A	
2-2-50	L	41-69	A	
2-13-50	W	63-55	H	
2-6-60	L	59-86	A	
3-3-60	L	72-103	H	
2-4-61	W	75-68	H	
3-3-61	L	78-108	A	
2-2-62	L	64-76	A	
3-3-62	L	77-88	H	
12-29-79	Lobo Inv	L	83-117	H
1-28-14	W	78-65	A	
2-25-14	W	67-58	H	
1-10-15	W	66-60	A	
2-7-15	L	60-63	H	
1-9-16	W	77-59	H	
2-9-16	L	72-80	A	
1-4-17	L	75-79	A	
1-24-17	W	74-61	H	
1-31-18	L	80-89	A	
2-14-18	W	78-63	H	
3-9-18	WAC	W	83-68	N1
1-26-19	L	66-68	H	
2-20-19	L	55-71	A	
3-14-19	WAC	L	83-91	N1
2-29-20	W	66-64	H	
3-5-20	WAC	L	70-75	N1
1-6-21	L	45-77	N2	
1-8-21	L	46-82	N2	

1-28-84	L	59-60	H	
2-25-84	L	66-75	A	
3-10-84	WAC	L	38-44	A
1-26-85	L	69-71	A	
2-23-85	L	65-79	H	
1-25-86	L-ot	70-71	H	
2-1-86	L	54-68	A	
1-26-87	W	75-69	H	
1-31-87	L	90-107	A	
1-30-88	W	70-69	A	
2-26-88	W	74-63	H	
3-10-88	WAC	L	61-74	N2
1-28-89	W	70-67	H	
2-4-89	L	60-73	A	
3-10-89	WAC	L	57-89	N3
1-30-90	L-ot	80-82	H	
3-3-90	W	61-56	A	
3-9-90	WAC	L	61-78	A
2-23-91	W	80-73	H	
3-2-91	W-ot	72-70	A	
2-13-92	W	68-56	H	
3-7-92	L	54-72	A	
3-13-92	WAC	L	72-83	N4
1-30-93	W	65-62	A	
2-6-93	W	60-53	H	
3-13-93	WAC	W	76-65	N3
1-29-94	W	79-72	A	
2-5-94	W-ot	80-78	H	
1-21-95	W-ot	66-63	H	
2-1-95	L	79-83	A	
1-20-96	W	64-60	A	
2-10-96	W	81-52	H	
1-25-97	W	61-49	H	
2-20-97	L	62-71	A	
1-24-98	W	76-69	A	
2-19-98	W	95-71	H	
1-23-99	L	49-67	A	
2-20-99	W	81-65	H	
12-1-99	L	69-84	A	
12-18-99	L	66-73	H	
11-26-05	W	76-72	H	
12-3-06	L	63-87	A	
1-2-08	W-ot	86-85	A	
1-6-09	L	60-73	H	
3-15-11	NIT	W	69-57	H
12-7-16	W	78-77	H	
12-2-17	L	76-88	A	
11-24-18	W	84-78	H	
11-19-19	L	63-66	A	

N1-Canyon, Texas; N2-Provo, Utah; N3-Salt Lake City, Utah; N4-Fort Collins, Colo.

UTRGU (TEXAS PAN AMERICAN)

Overall: 4-0
 Home: 4-0 (4-0 Pit)

1-5-84	W	75-63	H
12-18-93	W	90-73	H
11-29-95	W	80-56	H
12-8-98	W	101-94	H

VALPARAISO

Overall: 3-0
 Home: 1-0 (1-0 Pit)
 Away: 1-0 (1-0 ARC)

12-29-59	Motor City	W	80-76	N1
12-8-12	W	65-52	H	
12-6-14	W	63-46	A	

N1-Detroit, Mich.

VANDERBILT

Overall: 0-3
 Home: 0-1 (0-0 Pit)
 Away: 0-1 (0-1 Memorial)

12-19-56	L	59-81	A	
12-21-60	L	59-66	H	
11-30-86	Maui	L	71-87	N1

N1-Wailuku, Hawaii

UCU

Overall: 0-1
 Home: 0-1 (0-0 Pit)

11-29-08	Cancun	L	55-67	N1
----------	--------	---	-------	----

N1-Cancun, Mexico

VERMONT

Overall: 1-0
 Home: 1-0 (1-0 Pit)
 12-29-77 Lobo Inv W 104-81 H

VILLANOVA

Overall: 0-1
 3-18-05 NCAA L 47-55 N1
 N1-Nashville, Tenn.

VIRGINIA

Overall: 0-2
 3-27-92 NIT L 71-76 N2
 3-18-94 NCAA L 54-57 N1
 N1-Sacramento, Calif.; N2-Richmond, Va.

VIRGINIA TECH

Overall: 0-2
 3-18-73 NIT L 63-65 N1
 11-24-16 Wooden L 72-92 N2
 N1-New York, N.Y.; N2-Fullerton, Calif.

WAKE FOREST

Overall: 1-3
 Home: 1-1 (1-1 Pit)
 Away: 0-2 (0-2 Joel)

12-28-88	Lobo Inv	W	76-71	H
3-21-00	NIT	L	65-72	A
1-3-04	L	61-70	A	
12-22-04	L	64-81	H	

WASHINGTON

SERIES HISTORY

WICHITA STATE

Overall: 3-2
Home: 1-1 (1-0 Pit)
Away: 0-1 (0-1 Koch)

12-17-51	L	58-84	H
1-4-58	L	63-81	A
12-30-75	Lobo Inv W	86-80	H
12-1-78	Fiesta W	95-81	N1
12-22-06	Las Vegas W	71-68	N2

N1-Tempe, Ariz.; N2-Las Vegas, Nev.

WILLIAM & MARY

Overall: 2-0
Home: 2-0 (2-0 Pit)

12-28-92	Lobo Inv W	64-59	H
12-29-00	Lobo Inv W	68-60	H

WINTHROP

Overall: 1-0
Home: 1-0 (1-0 Pit)

12-30-86	W	91-66	H
----------	---	-------	---

WISCONSIN

Overall: 1-2
Home: 0-2 (0-1 Pit)

12-27-57	L	59-61	H
12-30-84	Lobo Inv L	74-83	H
11-26-19	Legends W	59-50	N1

N1-Brooklyn, N.Y.

WYOMING

Overall: 75-70
Home: 45-24 (39-15 Pit)
Away: 26-43 (17-19 Arena-Auditorium)

12-18-50	L	56-74	A1
12-19-50	L	37-58	A2
1-11-52	L	62-85	A
2-9-52	L	48-84	H
1-2-53	L	72-77	A
1-17-53	L	59-63	H
1-4-54	L	61-81	A
1-18-54	L	53-56	H
1-15-55	L	56-72	A
2-17-55	L	52-59	H
1-7-56	W	80-71	A
2-25-56	L	36-69	H
1-4-57	L	65-67	H
2-22-57	L	42-56	A
1-10-58	L	61-101	A
2-15-58	L	52-61	H
1-10-59	W	59-56	H
2-14-59	L	64-91	A
1-8-60	L	67-73	A
2-13-60	W	64-51	H
1-7-61	W	71-64	H
2-11-61	L	62-72	A
1-6-62	W	84-73	A
2-10-62	W	81-74	H
1-11-63	W	53-49	A
2-16-63	L	54-55	H
2-15-64	W	74-65	H
2-28-64	W	64-63	A
1-16-65	L	74-81	H
2-26-65	L	65-83	A
1-8-66	W	69-57	H
2-18-66	L	64-104	A
1-13-67	L	76-86	A
3-4-67	L	64-65	H
1-13-68	W	81-65	H
3-1-68	W	75-62	A
1-10-69	L	68-70	A
2-15-69	W	65-63	H
1-8-70	L	74-92	A
2-14-70	W	90-85	H
1-29-71	L	59-74	A
2-27-71	L	80-91	H
1-8-72	L	62-69	A
2-10-72	W	76-64	H
1-26-73	W	70-56	A
2-23-73	L	60-61	H
1-25-74	W	91-68	H
2-23-74	W	78-67	A
1-10-75	W	79-62	H

2-15-75	L	59-63	A
1-10-76	W-ot	54-53	A
2-13-76	W	57-51	H
2-5-77	W	93-78	H
3-3-77	L	64-82	A
2-2-78	W	94-91	A
3-4-78	W	93-74	H
1-20-79	W	72-64	H
2-15-79	L	66-73	A
1-10-80	L	58-78	A
2-9-80	L	54-68	H
1-10-81	L	54-91	A
2-12-81	W	57-56	H
1-30-82	L	65-75	H
2-11-82	L	45-56	A
1-15-83	W	76-71	H
2-14-83	L	58-64	A
1-23-84	W	40-38	A
2-16-84	W	62-54	H
1-10-85	W	50-37	H
3-2-85	W	83-78	A
1-9-86	W	47-45	A
2-8-86	L	65-67	H
3-7-86	WAC L	54-56	A
1-15-87	L	66-78	A
2-26-87	W	92-89	H
3-7-87	WAC L	62-64	H
1-9-88	W	85-72	H
2-6-88	L	72-90	A
1-14-89	W	106-89	A
2-9-89	L	66-68	H
1-4-90	L-ot	87-87	H
2-10-90	W	82-79	A
1-5-91	L	79-92	H
2-9-91	W-ot	85-82	A
2-6-92	W	79-65	H
2-15-92	L	61-68	A
3-12-92	WAC W	89-83	N3
1-23-93	W	77-67	H
2-13-93	W	76-60	A
1-22-94	W	77-71	A
2-10-94	W	73-64	H
1-14-95	L	61-75	H
2-18-95	W	62-61	A
3-9-95	WAC W	63-56	H
1-13-96	L	58-61	A
2-17-96	W	70-69	H
1-10-98	L	55-58	A
2-5-98	W	89-59	H
1-13-00	L	83-88	A
2-14-00	L	93-99	H
1-29-01	L	78-82	H
2-26-01	L	61-81	A
1-26-02	L	67-79	A
2-25-02	W	74-65	H
1-18-03	L-ot	81-85	A
2-15-03	L	91-103	H
1-12-04	L	77-82	A
2-9-04	W	87-75	H
1-8-05	W	89-75	H
2-7-05	L	71-88	A
1-14-06	L	70-77	H
2-15-06	W	47-45	H
1-30-07	W	91-83	H
3-3-07	L	67-76	A
1-5-08	W-2ot	99-92	A
2-9-08	W	100-55	H
2-3-09	W	85-57	H
3-7-09	W	74-73	A
3-12-09	WAC L	67-75	N1
1-16-10	W	70-68	A
2-17-10	W	83-61	H
1-8-11	L	66-67	A
2-9-11	W	68-57	H
1-14-12	W	72-62	A
2-11-12	W	48-38	H
1-30-13	W	63-59	A
3-2-13	W	53-42	H
3-13-13	WAC W	59-46	N1
1-8-14	W-ot	72-69	A
2-5-14	W-ot	66-61	H
1-24-15	L-ot	62-63	A
3-7-15	W-ot	52-49	H
1-16-16	L	68-70	H
1-21-17	W	78-71	H

2-25-17	L	71-82	A
1-10-18	W	75-66	H
2-20-18	W	119-114	A
3-8-19	WAC W	85-75	N1
1-19-19	W	83-53	H
3-9-19	L	81-88	A
3-13-19	WAC W	78-68	N1
12-7-19	W	79-65	A
2-8-20	W	97-68	H
2-17-21	L-ot	74-83	N2
2-19-21	L	67-79	N2

N1-Las Vegas, Nev.; N2-USAFA, Colo.; N3-Fort Collins, Colo.; A1-Casper, Wyo.; A2-Green River, Wyo.

HAVIER

Overall: 0-1
Away: 0-1 (0-0 Cintas)

12-26-59	L	76-84	A
----------	---	-------	---

YALE

Overall: 1-0
Home: 1-0 (1-0 Pit)

12-30-97	Lobo Inv W	69-44	H
----------	------------	-------	---

NON-DIVISION I

ALASKA-ANCHORAGE

Overall: 2-1
Home: 2-0 (2-0 Pit)
Away: 0-1 (0-0 Alaska Airlines)

12-17-77	W	127-101	H
11-26-83	Alaska L	72-79	A
12-29-84	Lobo Inv W	98-70	H

CAL POLY POMONA

Overall: 1-0
Home: 1-0 (1-0 Pit)

11-29-72	W	83-50	H
----------	---	-------	---

CAL STATE HAYWARD

Overall: 1-0
Home: 1-0 (0-0 Pit)

12-18-64	W	86-36	H
----------	---	-------	---

CAL STATE LA

Overall: 4-0
Home: 3-0 (2-0 Pit)
Away: 1-0 (0-0 Eagles Nest)

12-15-62	W	71-51	A
12-13-65	W	77-55	H
2-10-75	W	79-73	H
12-3-75	W	111-89	H

CAMERON

Overall: 1-0
Home: 1-0 (1-0 Pit)

12-5-73	W	111-83	H
---------	---	--------	---

CENTENARY

Overall: 3-0
Home: 3-0 (3-0 Pit)

11-18-89	W	86-69	H
12-4-93	Lobo Classic W	85-70	H
11-27-96	W	96-64	H

CENTRAL MISSOURI

Overall: 0-1
 12-29-41 L 31-55 N1

N1-Oklahoma City, Okla.

CENTRAL OKLAHOMA

Overall: 1-1
Home: 1-0 (0-0 Pit)

12-30-48	Sunshine L	44-55	N1
12-29-54	W	83-64	H

N1-Portales, N.M.

CHARLESTON (WV)

Overall: 1-0
Home: 1-0 (1-0 Pit)

12-22-80	W	72-60	H
----------	---	-------	---

COLORADO COLLEGE

Overall: 5-9
Home: 4-2 (0-0 Pit)
Away: 1-6 (0-0 Reid)

1-23-26	L	27-35	A
12-27-35	W	35-25	H
12-28-35	W-ot	37-36	H
12-28-36	W	32-21	A
12-29-36	L	22-33	A
12-16-38	L	37-44	A
12-17-38	L	28-46	A
12-29-39	W	44-41	H
12-30-39	L	32-37	H
12-21-40	L	39-56	N1
1-8-44	L	45-46	H
12-5-47	L	44-50	A
12-6-47	L	57-61	A
12-1-64	W	72-30	H

N1-Denver, Colo.

COLORADO MINES

Overall: 1-0
 12-27-41 W 33-30 N1

N1-Oklahoma City, Okla.

CSU PUEBLO (SOUTHERN COLO.)

Overall: 1-0
Home: 1-0 (1-0 Pit)

11-30-82	W	97-71	H
----------	---	-------	---

DOANE

Overall: 1-0
Home: 1-0 (1-0 Pit)

1-19-72	W	79-42	H
---------	---	-------	---

EASTERN NEW MEXICO

Overall: 16-1
Home: 11-1 (6-1 Pit)
Away: 5-0 (0-0 Greyhound)

12-19-41	W	51-40	A
1-18-45	W	66-25	H
2-9-45	W	53-50	A
12-2-47	W	57-24	H
12-19-47	W	59-37	A
12-3-49	W	54-32	H
2-12-54	W	72-50	H
2-13-54	W	102-58	H
12-3-54	W	76-54	A
12-4-54	W	88-66	A
1-18-77	W	110-70	H
12-19-83	W	74-63	H
2-22-89	W	100-67	H
12-2-91	L	76-81	H
12-6-94	W	110-49	H
11-29-00	W	90-50	H
11-6-19	W	92-71	H

FORT HAYS STATE

Overall: 1-0
Home: 1-0 (0-0 Pit)

12-1-62	W	66-55	H
---------	---	-------	---

HAMLIN

Overall: 3-2
Home: 3-0 (0-0 Pit)

3-11-47	NAA L	49-71	N1
12-20-55	West Texas L	59-70	N2
12-13-57	W	47-42	H
12-3-60	W	66-53	H
1-4-63	W	64-37	H

N1-Kansas City, Mo.; N2-Canyon, Texas

HARDIN-SIMMONS

Overall: 10-6
Home: 7-2 (1-0 Pit)
Away: 2-4 (0-0 Mabree)

1-16-42	L	36-45	A
2-26-42	L	46-49	H
12-11-44	W	78-27	H
12-12-44	W	58-18	H
12-12-46	W	70-27	H
2-27-47	W	65-56	A
12-18-47	L	57-58	A
1-17-48	W	64-46	H
12-31-48	Sunshine W	55-39	N1
2-17-49	L	48-55	A
2-23-49	W	74-58	H
1-6-50	L	42-52	H
1-14-50	L	51-68	A
1-4-51	W	57-55	A
3-1-51	W	55-54	H
11-24-89	Lobo Classic W	91-57	H

N1-

SERIES HISTORY

2-10-11	L	11-26	H
1-26-12	L	12-19	A
2-1-13	W	24-21	H
3-6-15	W	44-20	A
2-15-24	W	25-20	A
2-9-27	W	47-25	H
2-14-27	W	47-20	H
1-21-28	W	43-32	A
2-8-28	W	47-34	H
1-18-29	L	27-39	A
1-29-29	L	30-31	H
1-30-29	W	32-31	H
1-25-30	W	27-19	A
2-19-30	W	45-30	H
2-12-34	W	32-23	A
2-13-34	W	21-20	A
12-3-47	W	45-44	A
1-22-48	W	52-35	H
11-26-76	W	121-82	H
11-29-77	W	125-73	H
11-24-78	W	122-74	H
11-26-82	W	122-84	H
12-10-86	W	106-91	H
11-28-89	W	106-53	H
12-1-92	W	89-54	H
11-24-03	W	86-59	H

NEW MEXICO MILITARY

Overall: 17-0
Home: 9-0 (0-0 Pit)
Away: 8-0 (0-0 Godfrey)

1-25-29	W	28-19	A
1-26-29	W	31-28	A
2-8-29	W	68-28	H
2-9-29	W	53-24	H
1-27-30	W	25-15	A
1-28-30	W	40-20	A
2-7-30	W	40-19	H
2-8-30	W	33-23	H
2-13-31	W	31-26	H
2-14-31	W	42-24	H
1-29-32	W	29-16	A
1-30-32	W	34-17	A
1-27-33	W	44-15	H
1-28-33	W	35-29	H
1-29-34	W	40-24	A
1-30-34	W	52-26	A
12-1-54	W	71-59	H

NEW MEXICO TECH (NM MINES)

Overall: 29-11
Home: 18-4 (0-0 Pit)
Away: 11-7

1-22-16	W	50-20	H
1-30-20	L	26-48	H
1-13-23	L	17-20	A
1-20-23	W	39-17	H
2-22-24	W	17-13	A
2-17-25	W	36-22	H
2-23-25	W	35-12	H
1-16-26	W	35-12	A
2-23-26	W	44-21	H
2-11-27	W	65-25	H
2-23-27	W	48-35	A
1-7-28	W	32-21	A
2-4-28	W	57-19	H
1-12-29	W	36-23	H
2-11-29	W	38-20	A
2-10-30	W	44-22	A
2-26-30	W	35-26	H
1-20-31	W	22-19	H
1-11-32	W	51-14	A
2-5-34	W	39-29	A
12-14-34	W	30-17	H
12-15-34	W	46-32	H
2-12-35	W	35-33	A
1-27-36	W	37-25	H
2-13-36	L	21-33	A
12-12-36	L	15-29	A
1-2-37	L	30-35	H
12-13-37	L	34-45	A
1-12-38	W	37-34	H
12-12-38	L	26-49	A
2-28-39	L	45-50	H

1-26-40	L	51-57	A
2-20-40	L	32-34	H
1-27-41	W-ot	41-40	H
1-23-42	W	41-32	H
1-27-42	W	44-36	A
1-23-43	W	47-26	H
2-24-43	L	47-51	A
11-27-43	W	69-43	H
1-6-44	W	63-49	A

NORTHERN NEW MEXICO

Overall: 1-0
Home: 1-0 (1-0 Pit)
 11-1-17 W 147-76 H

NORTHWOOD

Overall: 1-0
Home: 1-0 (1-0 Pit)
 11-24-10 W 78-56 H

NYU

Overall: 1-0
 3-19-64 NT W 72-65 N1
N1-New York, N.Y.

OCCIDENTAL

Overall: 1-1
Home: 1-0 (1-0 Pit)
 12-8-55 L 53-57 N1
 12-13-68 W 100-63 H
N1-Santa Fe, N.M.

OKLAHOMA CHRISTIAN

Overall: 2-0
Home: 2-0 (1-0 Pit)
 1-3-64 W 92-50 H
 12-9-71 W-ot 88-81 H

OKLAHOMA CITY

Overall: 1-2
Home: 1-1 (0-0 Pit)
Away: 0-1 (1-0 Lemons)
 12-23-48 W 38-36 H
 1-29-57 L 86-107 H
 1-3-58 L 60-89 A

OKLA. PANHANDLE ST. (PANHANDLE AEM)

Overall: 1-0
Home: 1-0 (0-0 Pit)
 2-1-64 W 57-36 H

OUR LADY OF THE LAKE

Overall: 1-0
 12-15-20 W 104-65 N1
N1-Houston, Texas

PASADENA CITY COLLEGE

Overall: 0-1
Home: 0-1 (0-0 Pit)
 12-15-53 L 62-71 H

PITTSBURG STATE

Overall: 0-1
 12-26-41 L 38-63 N1
N1-Okla. City, Okla.

PUGET SOUND

Overall: 1-0
Home: 1-0 (1-0 Pit)
 1-4-78 W 102-89 H

REGIS

Overall: 0-3
Home: 0-2 (0-0 Field House)
 2-23-48 L 44-49 A
 1-31-55 L 49-64 A
 12-10-56 L 75-79 N1
N1-Durango, Colo.

SAN FRANCISCO STATE

Overall: 1-0
Home: 1-0 (1-0 Pit)
 11-22-03 W 95-42 H

SIMON FRASER

Overall: 5-0
Home: 5-0 (5-0 Pit)
 11-21-93 W 101-57 H
 11-17-95 W 81-67 H
 11-18-96 W 107-54 H
 11-20-98 W 86-73 H
 11-16-99 W 85-64 H

UNIV. OF THE SOUTHWEST

Overall: 1-0
Away: 1-0 (0-0 Maddox)
 12-30-18 W 103-47 A

SOUTHWEST OKLAHOMA ST

Overall: 1-0
Home: 1-0 (0-0 Pit)
 2-4-63 W 91-53 H

TAMU-COMMERCE (EAST TEXAS ST)

Overall: 3-0
Home: 3-0 (3-0 Pit)
 12-1-75 W 87-56 H
 12-6-80 W 105-85 H
 12-1-81 W 113-69 H

WASHINGTON UNIV. (STL)

Overall: 0-2
Away: 0-2 (0-2 Field House)
 12-4-61 L 72-73 A
 12-21-63 L 55-56 A

WAYLAND BAPTIST

Overall: 2-0
Home: 2-0 (1-0 Pit)
 2-5-30 W 36-28 H
 12-10-70 W 95-71 H

WEST TEXAS AEM (WEST TEXAS ST)

Overall: 13-22
Home: 12-7 (2-0 Pit)
Away: 1-13 (0-0 First United Bank)

1-14-42	L	44-67	A
2-23-42	L	45-75	H
1-11-43	L	45-60	H
1-12-43	L	46-57	H
2-5-43	L	37-48	A
2-6-43	L	38-45	A
1-5-45	W	54-53	H
1-6-45	W	39-34	H
1-4-46	L	42-59	A
1-18-46	W	40-36	H
1-19-46	L	34-47	H
3-1-46	L	38-46	H
2-14-47	W	51-47	H
3-1-47	L	54-62	A
12-16-47	L	54-69	A
2-19-48	W	48-47	H
12-10-48	L	41-54	N1
1-7-49	W	52-50	H
2-19-49	L	48-60	A
12-31-49	Sun Bowl	46-63	N2
1-12-50	L	33-37	A
2-16-50	L	61-70	H
1-6-51	L	47-69	A
2-27-51	W	65-54	H
12-5-51	L	49-69	A
12-10-51	L	43-63	H
12-1-52	W	62-46	H
12-2-52	W	64-53	H
12-30-52	West Texas	75-77	A
12-19-55	L	80-88	A
12-29-56	West Texas	88-78	A
1-5-63	L	58-63	A
1-4-64	W	85-63	H
12-13-67	W	94-78	H

12-4-79	W*	112-100	H
---------	----	---------	---

*forfeit; N1-Tucumcari, N.M.; N2-El Paso, Texas

WESTERN COLORADO (WESTERN ST)

Overall: 2-1
Home: 2-1 (0-0 Pit)
 12-29-27 W 35-29 H
 12-30-27 L 23-29 H
 12-6-50 W 92-49 H

WESTERN NEW MEXICO

Overall: 18-3
Home: 17-2 (7-0 Pit)
Away: 1-1 (0-0 Drag's)

2-13-15	L	13-39	A
2-4-16	W	32-29	H
2-5-16	W	28-20	H
2-23-25	W	50-19	H
1-13-26	W	50-19	H
1-30-28	W	56-35	H
1-24-29	W	29-27	H
2-11-31	L	27-29	H
1-9-32	W	45-34	A
1-6-33	W	58-15	H
12-12-47	W	57-32	H
12-13-47	W	64-30	H
12-6-57	W	68-52	H
12-6-58	L	75-85	H
1-3-77	W	79-66	H
1-9-84	W	77-58	H
11-30-87	W	93-70	H
11-28-90	W	78-51	H
12-1-93	W	83-59	H
1-22-03	W	107-49	H
11-19-04	W	93-53	H

WHITTIER

Overall: 1-0
Home: 1-0 (1-0 Pit)
 12-1-71 W 93-76 H

WISCONSIN PARKSIDE

Overall: 1-0
Home: 1-0 (1-0 Pit)
 12-4-76 W 82-68 H

EXTINCT COLLEGES

MONTEZUMA

Overall: 8-0
Home: 5-0 (0-0 Pit)
Away: 3-0

2-14-24	W	39-21	A
2-16-24	W	32-30	A
2-14-25	W	33-19	H
1-21-27	W	59-19	H
2-12-27	W-ot	35-34	H
1-13-28	W	49-25	H
1-21-28	W	39-23	A
2-6-29	W	35-23	H

PHILLIPS

Overall: 2-0
Home: 2-0 (0-0 Pit)
 12-29-53 W 69-67 H
 12-30-53 W 64-38 H

U.S. INTERNATIONAL

Overall: 5-0
Home: 5-0 (4-0 Pit)

12-23-59	W	83-47	H
12-22-75	W	85-57	H
12-18-76	W	94-76	H
1-3-84	W	82-74	H
12-3-85	W	132-95	H

YEAR-BY-YEAR RESULTS

1899-00 (0-1)
F2 Albuquerque Guards L 6-8

1900-01 (No Team)

1901-02 (2-0)
J17 Albuquerque High School W 10-5
F28 Albuquerque High School W 11-3

1902-03 (1-2)
D12 Albuquerque Minors W 5-4
J23 Albuquerque Minors L 12-16
F6 Albuquerque Minors L 5-16

1903-04 (No Team)

1904-05 (1-0)
D22 at New Mexico State W 21-9


1905-06 (2-2)
D15 Albuquerque High School L 14-15
J12 Albuquerque Minors L 13-30
J26 New Mexico State W 28-16
F9 Albuquerque High School W 24-19

1906-07 (1-1)
J28 at Las Vegas YMCA L 21-28
J31 at New Mexico State W 18-17

1907-08 (5-1)
D27 Albuquerque Indian School W 47-12
J10 Albuquerque Kids W 27-22
J17 Albuquerque Kids L 23-34
J24 Albuquerque Kids W 41-34
F5 Albuquerque High School W 55-26
F12 New Mexico State W 44-25

1908-09 (1-0)
J15 Albuquerque Athletic Club W 31-19

1909-10 (2-3)
D10 Occidental Life L 17-36
J15 New Mexico Highlands W 40-20
J28 Albuquerque High School L 20-36
F4 at New Mexico Highlands W 36-13
F25 Occidental Life L 30-35



RALPH HUTCHINSON
1911-17
32-8 (.500) / 7 seasons

1910-11 (4-1)
J6 New Mexico Highlands W 21-19
J13 Albuquerque High School W 34-12
J27 at New Mexico State W 15-9
F3 New Mexico State W 18-10
F10 New Mexico Highlands L 11-26

1911-12 (1-2)
J12 Albuquerque Business College L 5-12
J19 Albuquerque High School W 23-22
J26 at New Mexico Highlands L 12-19

1912-13 (6-0)
J11 Albuquerque Indian School W 35-19
J25 El Paso High School W 29-22
F1 New Mexico Highlands W 24-21
F7 Albuquerque High School W 26-25
F15 Albuquerque Indian School W 20-17
F28 at New Mexico State W 28-12


1913-14 (0-1)
F27 at Las Vegas YMCA L 35-43

1914-15 (8-1)
J8 Albuquerque High School W 50-18
J16 Western Union W 46-18
J22 Hesselden's Stars W 42-17
J29 Albuquerque Business College W 55-15
F8 Albuquerque All-Stars W 38-10
F13 at Western New Mexico L 13-39
F15 at New Mexico State W 33-29
M6 New Mexico Highlands W 44-20
M12 Albuquerque Business College W 35-25

1915-16 (9-2)
J15 Albuquerque Business College W 70-17
J20 Company 8 W 54-11
J22 New Mexico Mines W 50-20
J26 U.S. Forest Service W 38-20
J28 Albuquerque High School W 80-16
F2 Albuquerque Business College W 68-34
F4 Western New Mexico W 32-29
F5 Western New Mexico W 28-20
F11 New Mexico State L 34-37
F12 Albuquerque Indian School W 48-20
M25 Oakland Golds YMCA L 41-74


1916-17 (4-1)
J12 Albuquerque Indian School W 53-33
J20 Albuquerque YMCA W 31-24
J26 Albuquerque High School W 36-23
F1 Arizona W 28-19
F23 at New Mexico State L 27-30

1907-18 (No Team)



JOHN F. MCGOUGH
1919
2-4 (.333) / 1 season

1918-19 (4-1)
J30 Menaul High School W 36-28
F14 Menaul High School W 36-18
F21 at New Mexico State L 20-57
F22 at New Mexico State L 22-40
F28 New Mexico State L 7-39
M1 New Mexico State L 21-29



ROY JOHNSON
1920-31, 1934-40
165-146 (.531) / 18 seasons

1919-20 (0-3)
J30 New Mexico Mines L 26-48
F4 Arizona L 21-40
F5 Arizona L 19-51

1920-21 (No Team)

1921-22 (0-2)
F1 Arizona L 22-58
F2 Arizona L 21-25

1922-23 (2-7)
J10 Albuquerque Bankers W 29-22
J13 at New Mexico Mines L 17-20
J20 New Mexico Mines W 39-17
J29 at New Mexico State L 20-28

J30 at New Mexico State L 21-23
F12 at Arizona L 13-69
F13 at Arizona L 5-38
F20 New Mexico State L 26-29
F21 New Mexico State L 18-38

1923-24 (5-3)
F14 at Montezuma W 39-21
F15 at New Mexico Highlands W 25-20
F16 at Montezuma W 32-30
F20 Albuquerque Bankers L 31-38
F22 at New Mexico Mines W 17-13
F25 Albuquerque Bankers W 47-29
F29 Arizona L 21-37
M1 Arizona L 15-34

1924-25 (12-1)
J28 Albuquerque Bankers W 33-22
F4 Albuquerque Bankers W 45-19
F6 New Mexico State W 29-16
F7 New Mexico State W 19-10
F13 Albuquerque Bankers W 43-28
F14 Montezuma W 33-19
F17 New Mexico Mines W 36-22
F19 Western New Mexico W 50-19
F23 New Mexico Mines W 35-12
F27 at Arizona W 31-20
F28 at Arizona L 18-21
M2 at New Mexico State W 34-24
M3 at New Mexico State W 29-19

1925-26 (12-2)
J13 Western New Mexico W 50-19
J16 at New Mexico Mines W 35-12
J23 at Colorado College L 27-35
J26 at Northern Colorado W 29-24
J27 at Colorado L 17-37
F3 Northern Arizona W 40-18
F8 Arizona W 34-22
F9 Arizona W 40-15
F11 Piggly Wiggly W 39-27
F19 at Northern Arizona W 26-17
F20 at Northern Arizona W 51-16
F23 New Mexico Mines W 44-21
F26 New Mexico State W 50-10
F27 New Mexico State W 33-21

1926-27 (13-4)
J2 Tulsa Eagles L 35-37
J21 Montezuma W 59-19
J26 Albuquerque Flaggs W 45-16
J28 Northern Arizona L 30-31
F3 Belen Merchants W 41-28
F9 New Mexico Highlands W 47-25
F11 New Mexico Mines W 65-25
F12 Montezuma Wot 35-34
F14 New Mexico Highlands W 47-20
F16 at Northern Arizona L 35-36
F18 at Arizona W 34-29
F19 at Arizona L 26-27
F21 at New Mexico State W 27-11
F22 at New Mexico State W 46-21
F23 at New Mexico Mines W 48-35
F28 New Mexico State W 49-18
M1 New Mexico State W 45-39

1927-28 (12-7)
D22 Albuquerque Troopers W 33-32
D29 Western Colorado W 35-29
D30 Western Colorado L 23-29
J7 at New Mexico Mines W 32-21
J9 Tulsa Eagles L 26-37

J13 Montezuma W 49-25
J21 at Montezuma W 39-23
J21 at New Mexico Highlands W 43-32
J27 Northern Arizona L 36-39
J28 Northern Arizona L 35-42
J30 Western New Mexico W 56-35
F4 New Mexico Mines W 57-19
F7 Albuquerque Troopers L 49-65
F9 New Mexico State W 53-51
F10 New Mexico State W 53-32
F18 New Mexico Highlands W 47-34
F21 Arizona L 30-35
F22 Arizona L 32-37
F27 Albuquerque Troopers W 50-48


1928-29 (14-9)
D21 Phillips 66 Oilers L 14-36
J4 Albuquerque Sports Shop L 17-30
J12 New Mexico Mines W 36-23
J18 at New Mexico Highlands L 27-39
J24 Western New Mexico W 29-27
J25 at New Mexico Military W 28-19
J26 at New Mexico Military W 31-28
J29 New Mexico Highlands L 30-31
J30 New Mexico Highlands W 32-31
F1 at Northern Arizona L 27-35
F2 at Northern Arizona W 37-24
F6 Montezuma W 35-23
F8 New Mexico Military W 68-28
F9 New Mexico Military W 53-24
F11 at New Mexico Mines W 38-20
F15 New Mexico State W 43-26
F16 New Mexico State W 55-28
F21 at UTEP W 46-27
F22 at Arizona L 27-40
F23 at Arizona L 29-33
F27 Northern Arizona L 33-35
F28 Northern Arizona W 39-37
M5 Albuquerque Sports Shop L 28-55

1929-30 (16-4)
J18 Albuquerque Sports Shop L 26-28
J25 at New Mexico Highlands W 27-19
J27 at New Mexico Military W 25-15
J28 at New Mexico Military W 40-20
J31 Northern Arizona L 19-31
F1 Northern Arizona W 27-19
F5 Wayland Baptist W 36-28
F7 New Mexico Military W 40-19
F8 New Mexico Military W 33-23
F10 at New Mexico Mines W 44-22
F12 DePaul W 26-23
F14 New Mexico State W 35-15
F15 New Mexico State W 48-16
F19 New Mexico Highlands W 45-30
F21 Arizona W 32-28
F22 Arizona L 26-28
F24 UTEP W 49-26
F26 New Mexico Mines W 35-26
F28 at Northern Arizona L 30-35
M1 at Northern Arizona W 32-20

1930-31 (9-7)
J15 Phillips 66 Oilers L 9-27
J20 New Mexico Mines W 22-19
J30 at New Mexico State W 40-36
J31 at New Mexico State W 36-32
F6 at Northern Arizona W 36-18
F7 at Northern Arizona W 29-21
F11 Western New Mexico L 27-29
F13 New Mexico Military W 31-26
F14 New Mexico Military W 42-24

YEAR-BY-YEAR RESULTS

F17	at Arizona State	W	29-24
F18	at Arizona State	L	26-34
F20	at Arizona	L	25-31
F21	at Arizona	L	23-27
F24	Texas Tech	W	32-29
F25	Texas Tech	L	24-29
F27	Albuquerque Sports Shop	L	22-26




TOM CHURCHILL
1932-33
23-12 (.657) / 2 seasons

1931-32 (10-6, 5-5 Border)

J9	at Western New Mexico	W	45-34
J11	at New Mexico Mines	W	51-14
J15	Northern Arizona	L	32-39
J16	Northern Arizona	W	38-33
J29	at New Mexico Military	W	29-16
J30	at New Mexico Military	W	34-17
F1	at Texas Tech	L	32-39
F2	at Texas Tech	W	38-35
F5	New Mexico State	W	44-37
F6	New Mexico State	L	42-48
F12	Arizona State	W	50-36
F13	Arizona State	L	31-33
F19	Arizona	W	30-28
F20	Arizona	W	40-33
F26	at Northern Arizona	L	28-41
F27	at Northern Arizona	L	26-34

1932-33 (13-6, 8-4 Border)

J6	Western New Mexico	W	58-15
J13	at Northern Arizona	W	32-22
J14	at Northern Arizona	W	35-28
J27	New Mexico Military	W	44-15
J28	New Mexico Military	W	35-29
J31	at UTEP	W	50-30
F1	at UTEP	W	48-36
F3	at New Mexico State	W	30-18
F4	at New Mexico State	W	46-39
F10	Texas Tech	L	13-14
F11	Texas Tech	L	25-28
F13	Arizona State	W	36-31
F14	Arizona State	W	36-31
F17	at Arizona	L	25-47
F18	at Arizona	L	29-38
F20	at Arizona State	W	25-23
F21	at Arizona State	L	20-23
F24	Northern Arizona	L	23-38
F25	Northern Arizona	W	49-31



ROY JOHNSON
1920-31, 1934-40
165-146 (.531) / 18 seasons

1933-34 (16-4, 6-4 Border)

	at Belen Merchants	W	
D1	New Mexico State	W	35-32
D2	New Mexico State	Wot	37-36
J2	Belen Merchants	W	40-27
J5	at Northern Arizona	W	45-21
J6	at Northern Arizona	L	29-31
J12	UTEP	W	41-20
J13	UTEP	W	30-29
J26	Belen Merchants	W	41-26
J29	at New Mexico Military	W	40-24
J30	at New Mexico Military	W	52-26

F2	Northern Arizona	W	46-33
F3	Northern Arizona	L	31-42
F5	at New Mexico Mines	W	39-29
F12	at New Mexico Highlands	W	32-23
F13	at New Mexico Highlands	W	21-20
F16	Arizona State	W	47-36
F17	Arizona State	W	42-36
F23	Arizona	L	32-33
F24	Arizona	L	31-36

1934-35 (10-10, 7-9 Border)

D14	New Mexico Mines	W	30-17
D15	New Mexico Mines	W	46-32
D19	Hutchinson (Kan.) Renos	L	37-41
J4	Arizona State	W	33-24
J5	Arizona State	W	27-23
J11	Northern Arizona	L	35-47
J12	Northern Arizona	L	27-39
J18	at New Mexico State	L	39-43
J19	at New Mexico State	L	35-36
F1	at Northern Arizona	W	32-28
F2	at Northern Arizona	L	36-42
F4	at Arizona	W	38-15
F5	at Arizona	W	43-28
F12	at New Mexico Mines	W	35-33
F15	Texas Tech	W	37-35
F16	Texas Tech	L	28-31
F22	New Mexico State	W	32-26
F23	New Mexico State	L	28-31
F26	Arizona	L	38-41
F27	Arizona	L	37-38

1935-36 (16-10, 11-9 Border)

D27	Colorado College	W	35-25
D28	Colorado College	Wot	37-36
J3	at Texas Tech	W	42-40
J4	at Texas Tech	L	27-59
J10	at Northern Arizona	W	46-27
J11	at Northern Arizona	L	38-46
J17	Galles Independents	W	51-24
J18	Stromberg Independents	W	46-20
J27	New Mexico Mines	W	37-25
J31	Arizona	L	25-28
F1	Arizona	W	25-23
F3	Texas Tech	W	43-25
F4	Texas Tech	W	35-32
F7	Northern Arizona	L	43-45
F8	Northern Arizona	L	32-33
F13	at New Mexico Mines	L	21-33
F14	at New Mexico State	W	42-36
F15	at New Mexico State	L	39-61
F17	UTEP	W	70-23
F18	UTEP	W	47-23
F21	New Mexico State	W	43-39
F22	New Mexico State	L	25-33
F28	at Arizona	L	25-41
F29	at Arizona	W	40-27
M2	at Arizona State	L	29-42
M3	at Arizona State	W	53-37

1936-37 (12-14, 10-10 Border)

D12	at New Mexico Mines	L	15-29
D16	Hawaiian All-Stars	W	45-42
D28	at Colorado College	W	32-21
D29	at Colorado College	L	22-33
J2	New Mexico Mines	L	30-35
J4	Harlem Globetrotters	L	33-43
J8	at New Mexico State	L	29-31
J9	at New Mexico State	L	32-39
J15	Northern Arizona	W	54-46
J16	Northern Arizona	L	28-44

J29	at UTEP	W	56-37
J30	at UTEP	W	50-31
F1	at Arizona	L	32-38
F2	at Arizona	Wot	32-30
F8	UTEP	W	42-25
F9	UTEP	W	44-29
F12	Texas Tech	W	36-35
F13	Texas Tech	W	38-31
F17	at Northern Arizona	L	27-41
F18	at Northern Arizona	L	35-37
F22	Arizona State	L	30-41
F23	Arizona State	W	38-33
F25	Arizona	L	26-37
F26	Arizona	W	37-32
M1	New Mexico State	L	33-49
M2	New Mexico State	L	22-36

1937-38 (9-16, 6-10 Border)

D8	Hawaiian All-Stars	L	45-52
D13	at New Mexico Mines	L	34-45
D16	Harlem Globetrotters	W	43-41
D17	Harlem Globetrotters	L	29-34
J7	at Northern Arizona	L	45-46
J8	at Northern Arizona	W	48-38
J12	New Mexico Mines	W	37-34
J14	at Texas Tech	W	50-40
J15	at Texas Tech	W	41-31
J28	at New Mexico State	L	32-58
J29	at New Mexico State	L	49-60
F1	Arizona State	W	49-39
F2	Arizona State	L	27-44
F4	UTEP	W	51-45
F5	UTEP	L	32-40
F9	Texas Tech	L	39-51
F10	Texas Tech	L	26-39
F14	Arizona	L	39-45
F15	Arizona	L	35-43
F18	Northern Arizona	W	47-38
F19	Northern Arizona	W	51-38
F25	at Arizona	L	49-60
F26	at Arizona	L	47-53
F28	New Mexico State	L	39-69
M1	New Mexico State	L	42-65


1938-39 (4-21, 4-16 Border)

D12	at New Mexico Mines	L	26-49
D16	at Colorado College	L	37-44
D17	at Colorado College	L	28-46
D19	Bradley (5)	L	35-55
J11	Northern Arizona	W	47-36
J12	Northern Arizona	L	28-38
J27	New Mexico State	L	41-59
J28	New Mexico State	L	49-67
F3	Texas Tech	L	29-39
F4	vs. Texas Tech ¹	L	37-56
F8	at UTEP	W	45-41
F9	at UTEP	L	36-39
F10	at New Mexico State	L	26-85
F11	at New Mexico State	L	44-77
F17	at Arizona	L	40-56
F18	at Arizona	L	40-63
F20	at Arizona State	W	64-38
F21	at Arizona State	L	52-56
F22	at Northern Arizona	L	52-55
F23	at Northern Arizona	L	43-60
F28	New Mexico Mines	L	45-50
M3	Arizona	L	37-39
M4	Arizona	L	41-45
M6	Arizona State	W	65-54
M7	Arizona State	L	42-51

¹-Santa Fe, N.M.

1939-40 (3-22, 2-14 Border)

D18	Drake	L	39-47
D29	Colorado College	W	44-41
D30	Colorado College	L	32-37
J5	at Texas Tech	L	28-43
J6	at Texas Tech	L	31-40
J8	UTEP	L	49-57
J9	UTEP	L	55-62
J12	at Northern Arizona	L	43-66
J13	at Northern Arizona	L	31-46
J26	at New Mexico Mines	L	51-57
F2	New Mexico State	L	37-51
F3	New Mexico State	L	44-53
F5	at UTEP	L	37-67
F6	at UTEP	L	36-62
F9	Texas Tech	W	39-33
F10	Texas Tech	L	33-35
F17	Northern Arizona	L	28-57
F19	Northern Arizona	W	29-28
F20	New Mexico Mines	L	32-34
F23	at Arizona	L	52-62
F24	at Arizona	L	42-59
F26	at Arizona State	L	24-62
F27	at Arizona State	L	45-56
F29	at New Mexico State	L	47-74
M1	at New Mexico State	L	48-55




DR. BENJAMIN SACKS
1941
5-18 (.217) / 1 season

1940-41 (5-17, 4-14 Border)

D10	at New Mexico State	L	31-40
D11	at New Mexico State	L	23-28
D12	at UTEP	L	36-63
D19	at Denver	L	32-44
D20	vs. Colorado State ¹	L	39-53
D21	vs. Colorado College ¹	L	39-56
J3	UTEP	L	27-50
J4	UTEP	L	36-58
J10	Northern Arizona	W	46-44
J11	Northern Arizona	W	38-36
J27	New Mexico Mines	Wot	41-40
J31	Arizona	L	31-47
F1	Arizona	W	33-23
F3	at Texas Tech	L	19-34
F4	at Texas Tech	L	25-57
F8	at Northern Arizona	L	55-57
F14	at Arizona State	W	51-46
F15	at Arizona	L	35-62
F18	New Mexico State	L	29-44
F21	Arizona State	L	42-54
F22	Arizona State	L	35-40
F24	Texas Tech	L	35-55
F25	Texas Tech	L	25-40

¹-Denver, Colo.



WILLIS BARNES
1942-43
12-30 (.286) / 2 seasons

1941-42 (9-13, 7-11 Border)

D19	at Eastern New Mexico	W	51-40
D26	vs. Pittsburg State ¹	L	38-63
D27	vs. Colorado Mines ¹	W	33-30
D29	vs. Central Missouri ¹	L	31-55
J9	UTEP	W	42-38


YEAR-BY-YEAR RESULTS

J10	New Mexico State	W	30-25
J14	at West Texas A&M	L	44-67
J15	at Texas Tech	L	30-34
J16	at Hardin-Simmons	L	36-45
J23	New Mexico Mines	W	41-32
J27	at New Mexico Mines	W	44-36
J31	Arizona	W	50-41
F3	Northern Arizona	L	28-38
F5	Arizona State	W	37-27
F9	at Northern Arizona	L	42-53
F10	at Arizona State	L	33-40
F11	at Arizona	W	53-43
F19	at New Mexico State	L	34-38
F20	at UTEP	L	43-64
F23	West Texas A&M	L	45-75
F25	Texas Tech	L	36-53
F26	Hardin-Simmons	L	46-49

¹-Oklahoma City, Okla.

1942-43 (3-17, 1-11 Border)


D18	Kirtland AFB	L	37-39
J8	Texas Tech	W	35-28
J9	Texas Tech	L	29-37
J11	West Texas A&M	L	45-60
J12	West Texas A&M	L	46-57
J19	vs. Kirtland AFB	L	30-45
J23	New Mexico Mines	W	47-26
J29	UTEP	L	48-58
J30	UTEP	L	32-59
F3	at Texas Tech	L	31-37
F4	at Texas Tech	L	30-32
F5	at West Texas A&M	L	37-48
F6	at West Texas A&M	L	38-45
F12	at UTEP	Lot	53-57
F13	at UTEP	L	43-51
F17	Arizona	L	40-55
F18	Arizona State	W	41-34
F19	Arizona	L	37-41
F20	Arizona State	L	40-50
F24	at New Mexico Mines	L	47-51



GEORGE WHITE
1944
11-2 (.846) / 1 season

1943-44 (11-2, 3-0 Border)

N27	New Mexico Mines	W	69-43
D4	Camp Luna	W	53-35
D10	Third Air Base	W	58-31
D17	Kirtland AFB	Lot	39-40
D18	Camp Luna	W	54-45
J6	at New Mexico Mines	W	63-49
J8	Colorado College	L	45-46
J15	Kirtland AFB	W	46-39
J22	at Texas Tech	W	56-44
J28	Denver	W	45-34
J29	Denver	W	47-29
F4	Texas Tech	W	51-36
F5	Texas Tech	W	39-30



WOODY CLEMENTS
1945-51, 1953-55
113-119 (.487) / 10 seasons

1944-45 (14-2, 12-0 Border)

D11	Hardin-Simmons	W	78-27
D12	Hardin-Simmons	W	58-18
D16	New Mexico State	W	55-27
D21	Kirtland AFB	L	37-39
J5	West Texas A&M	W	54-53
J6	West Texas A&M	W	39-34
J8	Kirtland AFB	L	28-46
J12	UTEP	W	59-37
J13	UTEP	W	66-41
J18	Eastern New Mexico	W	66-25
J20	at Northern Arizona	W	36-33
J22	Texas Tech	W	47-39
J23	Texas Tech	W	57-41
F3	at UTEP	W	46-43
F9	at Eastern New Mexico	W	53-50
F10	at Texas Tech	W	42-38

1945-46 (16-9, 13-8 Border)

D14	New Mexico State	W	38-31
D15	New Mexico State	W	50-23
D20	Arizona	W	42-37
D21	Arizona	L	38-47
D28	Arizona State	W	50-44
D29	Arizona State	W	59-39
J4	at West Texas A&M	L	42-59
J5	at Texas Tech	L	55-63
J7	Fort Bliss	W	53-39
J11	at UTEP	W	63-38
J12	at UTEP	W	45-36
J17	Northern Arizona	L	44-54
J18	West Texas A&M	W	40-36
J19	West Texas A&M	L	34-47
J25	at New Mexico State	W	60-39
J26	at New Mexico State	W	61-49
F1	at Arizona	L	53-78
F2	at Arizona	L	42-73
F8	Texas Tech	W	47-45
F9	Texas Tech	L	48-55
F11	UTEP	W	61-27
F12	UTEP	W	45-28
F28	Arizona State	W	34-32
M1	West Texas A&M	L	38-46
M2	Texas Tech	W	49-44

1946-47 (11-8, 10-6 Border)

D10	Hawaiian All-Stars	W	99-53
D12	Hardin-Simmons	W	70-27
D17	at UTEP	W	67-58
D19	Continental Airlines	L	43-50
J11	Arizona	L	40-58
J15	UTEP	W	68-56
J17	at New Mexico State	W	68-45
J24	New Mexico State	W	55-30
F5	at Northern Arizona	L	49-65
F6	at Arizona State	L	54-56
F7	at Arizona	L	37-67
F14	West Texas A&M	W	51-47
F15	Texas Tech	W	51-49
F19	Arizona State	W	73-56
F20	Northern Arizona	W	63-47
F27	at Hardin-Simmons	W	65-56
F28	at Texas Tech	L	40-44
M1	at West Texas A&M	L	54-62

M11	vs. Hamline ¹	N/A	L	49-71
-----	--------------------------	-----	---	-------

¹-Kansas City, Mo.

1947-48 (14-15, 8-8 Border)

D2	Eastern New Mexico	W	57-24
D3	at New Mexico Highlands	W	45-44
D5	at Colorado College	L	44-50
D6	at Colorado College	L	57-61
D12	Western New Mexico	W	57-32
D13	Western New Mexico	W	64-30
D16	at West Texas A&M	L	54-69
D17	at Texas Tech	L	46-62
D18	at Hardin-Simmons	L	57-58
D19	at Eastern New Mexico	W	59-37
D29	at Fresno State	L	49-57
D30	at Fresno State	L	43-47
J2	at UC Santa Barbara	L	38-58
J3	at Pepperdine	L	43-59
J7	Northern Arizona	W	61-53
J8	Arizona State	W	48-47
J13	at UTEP	L	42-72
J14	at New Mexico State	W	47-43
J17	Hardin-Simmons	W	64-46
J22	New Mexico Highlands	W	52-35
J24	New Mexico State	W	53-41
F5	at Arizona	L	46-58
F6	at Arizona State	L	27-47
F7	at Northern Arizona	L	33-54
F10	UTEP	W	44-43
F12	Arizona	L	59-62
F18	Texas Tech	W	50-43
F19	West Texas A&M	W	48-47
F23	at Regis	L	44-49

1948-49 (11-12, 7-9 Border)

D2	Phillips 66 Oilers	L	37-52	
D10	vs. West Texas A&M ¹	L	41-54	
D17	UTEP	W	59-43	
D20	Abilene Christian	W	69-48	
D23	Oklahoma City	W	38-36	
D30	vs. Central Oklahoma ²	Sunshine	L	44-45
D31	vs. Hardin-Simmons ²	Sunshine	W	55-39
J1	vs. Abilene Christian ²	Sunshine	W	46-44
J7	West Texas A&M	W	52-50	
J8	Texas Tech	L	50-58	
J10	at Northern Arizona	W	40-30	
J13	at Arizona	L	53-57	
J12	at Arizona State	L	43-47	
J20	New Mexico State	W	60-49	
F3	at New Mexico State	L	32-51	
F4	at UTEP	L	51-53	
F9	Arizona State	W	41-38	
F12	Northern Arizona	W	46-41	
F17	at Hardin-Simmons	L	48-55	
F18	at Texas Tech	L	51-53	
F19	at West Texas A&M	L	48-60	
F23	Hardin-Simmons	W	74-58	
M2	Arizona	L	57-66	

¹-Tucuman, N.M.; ²-Portales, N.M.

1949-50 (5-19, 4-12 Border)

D3	Eastern New Mexico	W	54-32	
D13	at Duquesne	L	36-55	
D14	at West Virginia	L	47-53	
D16	vs. Kent State ¹	L	53-63	
D19	at Seton Hall	L	44-62	
D21	at Iona	L	56-61	
D30	vs. Arizona ²	Sun Bowl	L	52-65
D31	vs. West Texas A&M ²	Sun Bowl	L	46-63
J6	Hardin-Simmons	L	42-52	
J7	Texas Tech	L	44-48	

J12	at West Texas A&M	L	33-37
J13	at Texas Tech	L	55-59
J14	at Hardin-Simmons	L	51-68
J21	New Mexico State	W	77-61
F1	at New Mexico State	Lot	53-54
F2	at UTEP	L	41-69
F9	Arizona (18)	L	53-57
F13	UTEP	W	63-55
F16	West Texas A&M	L	61-70
F22	at Arizona (19)	L	62-71
F23	at Arizona State	L	75-96
F24	at Northern Arizona	L	52-58
F27	Arizona State	W	77-71
M2	Northern Arizona	W	68-56

¹-Cleveland, Ohio; ²-El Paso, Texas

1950-51 (13-11, 9-7 Border)

D6	Western Colorado	W	92-49
D9	vs. Northern Arizona ¹	W	64-62
D13	UTEP	W	75-65
D18	at Wyoming ²	L	56-74
D19	at Wyoming ³	L	37-58
D23	Southern Miss	W	53-51
D27	at Denver	L	40-59
D29	vs. BYU ⁴	L	56-64
D30	vs. Montana ⁴	W	71-59
J4	at Hardin-Simmons	W	57-55
J5	at Texas Tech	L	50-59
J6	at West Texas A&M	L	47-69
J10	Northern Arizona	W	73-41
J12	Arizona State	W	51-46
J17	New Mexico State	W	52-50
F10	Texas Tech	L	53-62
F12	Arizona (16)	L	53-77
F16	at New Mexico State	L	45-53
F17	at UTEP	W	61-55
F22	at Northern Arizona	W	77-54
F23	at Arizona State	L	53-56
F24	at Arizona (11)	L	58-63
F27	West Texas A&M	W	65-54
M1	Hardin-Simmons	W	55-54

¹-Gallup, N.M.; ²-Casper, Wyo.; ³-Green River, Wyo.; ⁴-Denver, Colo.




BERL HUFFMAN
1952
6-19 (.240) / 1 season

1951-52 (6-19, 1-13 Skyline)

D3	New Mexico State	L	47-57
D5	at West Texas A&M	L	49-69
D10	West Texas A&M	L	43-63
D14	UTEP	W	79-70
D17	Wichita State	L	58-84
D19	at Northern Arizona	L	56-58
D31	at Texas Tech	L	52-57
J3	Utah (18)	L	47-59
J5	Colorado State	W	64-63
J11	at Wyoming	L	62-85
J12	at Colorado State	L	60-85
J19	Denver	L	58-72
J26	BYU	L	49-72
J31	at Montana	L	64-74
F2	at Utah State	L	52-68
F7	Utah State	L	58-62
F9	Wyoming	L	48-84
F13	Northern Arizona	W	74-55
F16	at Denver	L	44-61
F18	Texas Tech	W	67-53
F22	at Utah	L	74-96

YEAR-BY-YEAR RESULTS

F23	at BYU	L	61-90
F28	Montana	L	59-63
M1	at UTEP	W	73-69
M3	at New Mexico State	W	40-38



WOODY CLEMENTS
1945-51, 1953-55
113-119 (.487) / 10 seasons

1952-53 (10-15, 5-9 Skyline)

D1	West Texas A&M	W	62-46
D2	West Texas A&M	W	64-53
D9	San Diego Marines	L	68-76
D12	at UTEP	W	76-66
D16	at New Mexico State	L	61-85
D19	at Northern Arizona	W	83-69
D29	vs. Texas Tech ¹	West Texas L	67-75
D30	at West Texas A&M	West Texas L	75-77
J2	at Wyoming	L	72-77
J3	at Colorado State	L	66-85
J8	Utah	W	66-59
J10	BYU	L	57-73
J16	Colorado State	W	72-56
J17	Wyoming	L	59-63
J28	UTEP	W	83-70
J31	Denver	W	88-63
F7	at Utah State	L	70-76
F9	at Montana	L	70-78
F19	Montana	W	70-63
F21	Utah State	W	99-91
F23	vs. Northern Arizona ²	L	50-57
F28	at Denver	L	64-66
M2	New Mexico State	Lot	69-72
M6	at BYU	L	43-61
M7	at Utah	L	73-96

¹Canyon, Texas; ²Gallup, N.M.


1953-54 (12-11, 5-9 Skyline)

D9	San Diego Marines	W	70-65
D15	Pasadena City College	L	62-71
D16	New Mexico State	W	58-38
D19	Northern Arizona	W	64-50
D29	Phillips	W	69-67
D30	Phillips	W	64-38
J2	at Colorado State	L	51-77
J4	at Wyoming	L	61-81
J8	at Utah	W	65-60
J9	at BYU	L	63-76
J16	Colorado State (18)	L	60-67
J18	Wyoming	L	53-56
J30	at Denver	W	75-61
F6	Utah State	W	97-74
F8	Montana	W	76-67
F12	Eastern New Mexico	W	72-50
F13	Eastern New Mexico	W	102-58
F20	at Utah State	L	55-65
F22	at Montana	L	65-76
F27	Denver	W	58-56
M2	at New Mexico State	L	51-68
M4	BYU	L	79-84
M6	Utah	L	76-80

1954-55 (7-17, 2-12 Skyline)

D1	New Mexico Military	W	71-59
D3	at Eastern New Mexico	W	76-54
D4	at Eastern New Mexico	W	88-66
D11	New Mexico State	L	60-61
D18	at USC	L	39-103
D22	at UCLA (17)	L	41-106

D29	Central Oklahoma	W	83-64
J1	Arizona	W	83-64
J6	BYU	L	62-92
J8	Utah (8)	L	59-69
J14	at Colorado State	L	59-81
J15	at Wyoming	L	56-72
J22	Denver	W	66-56
J29	at Denver	L	56-97
J31	at Regis	L	49-64
F3	at Utah State	L	63-89
F5	at Montana	L	60-66
F7	at Montana	L	47-57
F17	Wyoming	L	52-59
F19	Colorado State	W	70-65
F22	at New Mexico State	L	57-64
F26	Utah State	L	68-79
M4	at Utah (7)	L	42-85
M5	at BYU	L	48-74



BILL STOCKTON
1956-58
14-57 (.197) / 3 seasons

1955-56 (6-16, 5-9 Skyline)

D3	at UTEP	L	52-67
D5	at New Mexico State	L	53-66
D8	vs. Occidental ¹	L	53-57
D17	Kentucky Wesleyan	Lot	69-73
D19	at West Texas A&M	West Texas L	80-88
D20	vs. Hamline ²	West Texas L	59-70
D30	UTEP	Wot	93-85
J6	at Colorado State	L	52-67
J7	at Wyoming	W	80-71
J11	Montana	W	92-79
J12	Montana	W	73-50
J14	Utah (20)	L	73-87
J18	New Mexico State	L	51-58
J21	Denver	W	69-61
F3	at BYU	L	53-87
F4	at Utah State	L	62-75
F11	at Denver	L	61-81
F16	at Utah	L	74-101
F24	Colorado State	L	67-75
F25	Wyoming	L	36-69
M1	BYU	L	69-75
M3	Utah State	W	74-63

¹Santa Fe, N.M.; ²Canyon, Texas

1956-57 (5-21, 1-13 Skyline)


N30	New Mexico State	W	64-62
D5	at UTEP	L	65-75
D7	at New Mexico State	W	73-65
D10	vs. Regis ¹	L	75-79
D13	at Arizona	L	55-74
D15	Murray State	W	79-72
D17	at Memphis	L	72-96
D19	at Vanderbilt	L	59-81
D20	at Kentucky Wesleyan	L	66-71
D28	vs. UTEP ²	L	65-78
D29	at West Texas A&M	Wot	88-78
J4	Wyoming	L	65-67
J5	Colorado State	Wot	70-62
J10	at Montana	L	50-68
J12	at Utah	L	63-90
J19	at Denver	L	55-60
J29	Oklahoma City (16)	L	86-107
F2	Utah State	L	73-84
F4	BYU	L	60-73
F9	Denver	L	72-77

F14	Utah	L	39-57
F16	Montana	L	33-36
F22	at Wyoming	L	42-56
F23	at Colorado State	L	54-78
M1	at BYU	L	41-67
M2	at Utah State	L	61-69

¹Durango, Colo.; ²Canyon, Texas

1957-58 (3-21, 0-14 Skyline)

D6	Western New Mexico	W	68-52
D7	Air Force	L	50-68
D13	Hamline	W	47-42
D14	Cal Poly	W	76-59
D16	New Mexico State	L	49-60
D20	UTEP	L	54-55
D27	Wisconsin	L	59-61
D28	Michigan	L	66-78
J3	at Oklahoma City	L	60-89
J4	at Wichita State	L	63-81
J10	at Wyoming	L	61-101
J11	at Colorado State	L	58-77
J16	Utah	L	55-86
J18	Montana	L	49-68
J25	Colorado State	L	41-48
F1	at Denver	L	56-84
F7	at BYU	L	53-66
F8	at Utah State	L	46-60
F15	Wyoming	L	52-61
F20	at Montana	L	45-71
F22	at Utah	L	55-75
M1	Denver	L	55-72
M6	Utah State	L	68-78
M8	BYU	L	55-77



BOB SWEENEY
1959-62
21-75 (.219) / 4 seasons

1958-59 (3-19, 1-13 Skyline)

D3	vs. Northern Arizona ¹	W	76-61
D6	Western New Mexico	L	75-85
D12	at UTEP	L	53-68
D13	at New Mexico State	L	53-67
D20	UC Santa Barbara	W	79-73
D22	Rice	L	69-81
J3	New Mexico State	L	59-96
J10	Wyoming	W	59-56
J15	at Utah	L	50-76
J17	at Montana	L	44-63
J24	Colorado State	L	56-67
J31	at Denver	L	66-97
F5	BYU	L	77-85
F7	Utah State	L	72-87
F13	at Colorado State	L	55-74
F14	at Wyoming	L	64-91
F19	Montana	L	59-84
F21	Utah (17)	L	65-68
F28	Denver	L	61-84
M2	Arizona	L	77-80
M6	at Utah State	L	72-93
M7	at BYU	L	62-92

¹Santa Fe, N.M.

1959-60 (6-19, 3-11 Skyline)

D1	at Texas Tech	L	62-84
D7	at Colorado	L	60-82
D10	UTEP	Lot	77-81
D12	New Mexico State	W	68-63
D23	U.S. International	W	83-47

D26	at Xavier	L	76-84
D28	at Detroit (11)	Motor City L	64-100
D29	vs. Valparaiso ¹	Motor City W	80-76
J8	at Wyoming	L	67-73
J9	at Colorado State	L	67-88
J14	Utah (7)	L	81-112
J16	Montana	Wot	77-69
J23	Colorado State	L	63-77
J29	vs. Air Force ²	L	66-70
J30	at Denver	L	79-107
F1	at New Mexico State	L	66-78
F5	at BYU	L	67-95
F6	at Utah State (9)	L	59-86
F10	at Arizona	L	62-64
F13	Wyoming	W	64-51
F18	at Montana	W	80-79
F20	at Utah (8)	L	83-91
F27	Denver	L	83-106
M3	Utah State (10)	L	72-103
M5	BYU	L	69-75

¹Detroit, Mich.; ²Denver, Colo.

1960-61 (6-17, 3-11 Skyline)

D1	at Air Force	L	73-85
D3	Hamline	W	66-53
D5	Colorado	L	65-74
D9	at New Mexico State	L	69-82
D10	at UTEP	L	75-81
D12	Kansas State (20)	L	64-81
D15	Northern Colorado	W	95-86
D16	Arizona	W	79-73
D21	Vanderbilt (17)	L	59-66
J7	Wyoming	W	71-64
J12	at Utah	L	66-111
J14	at Montana	L	56-83
J21	Colorado State	L	53-60
F2	BYU	L	76-97
F4	Utah State	W	75-68
F10	at Colorado State	L	61-90
F11	at Wyoming	L	62-72
F16	Montana	L	53-56
F18	Utah	L	63-77
F22	Denver	W	69-57
F25	at Denver	L	64-68
M3	at Utah State	L	78-108
M4	at BYU	L	65-70

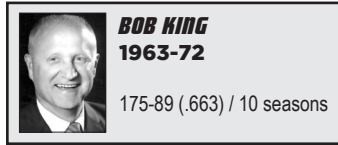
1961-62 (6-20, 3-11 Skyline)

D2	at Kansas State (6)	L	52-94
D4	at Washington Univ-STL	L	72-73
D8	Oregon	W	56-46
D15	UTEP	L	66-68
D16	Arizona State	L	59-82
D19	New Mexico State	L	72-76
D21	San Jose State	W	63-51
D23	at Arizona	L	63-85
D26	at New Mexico State	L	62-86
D28	vs. New Mexico State ¹	Sun Bowl W2ot	80-76
D29	at UTEP	Sun Bowl L	55-73
J5	at Colorado State	L	41-67
J6	at Wyoming	W	84-73
J11	Montana	L	79-91
J13	Utah	L	65-72
J20	Colorado State	L	58-74
J27	at Denver	L	82-94
F2	at Utah State	L	64-76
F3	at BYU	L	74-76
F7	Air Force	L	56-62
F10	Wyoming	W	81-74
F15	at Utah	L	65-90
F17	at Montana	L	47-73

YEAR-BY-YEAR RESULTS

F24	Denver	L	81-99
M1	BYU	W	80-70
M3	Utah State	L	77-88

¹-El Paso, Texas



1962-63 (16-9, 4-6 WAC)

D1	Fort Hays State	W	66-55
D3	Denver	W	63-52
D6	Texas Tech	W	90-66
D8	at New Mexico State	W	71-51
D10	at UTEP	L	44-67
D14	at Long Beach State	L	44-60
D15	at Cal State Los Angeles	W	71-51
D20	Colorado State	W	56-46
D22	Missouri State	W	78-50
D28	at Abilene Christian	W	88-64
J4	Hamline	W	64-36
J5	at West Texas A&M	L	58-63
J7	New Mexico State	W	84-65
J11	at Wyoming	W	53-49
J12	at Denver	W	52-51
J17	Arizona State (4)	L	47-59
J19	Arizona	W	59-48
F4	Southwest Oklahoma State	W	91-53
F8	at BYU	L	73-76
F9	at Utah	L	57-74
F16	Wyoming	L	54-55
F22	at Arizona	L	46-49
F23	at Arizona State (4)	L	62-76
F28	Utah	W	84-71
M2	BYU	W	84-59

1963-64 (23-6, 7-3 WAC)

WAC CHAMPIONS

N30	at Texas Tech	W	76-75
D2	Abilene Christian	W	79-65
D4	Pacific	W	76-48
D6	at Colorado State	W	55-53
D12	Denver	W	49-43
D14	New Mexico State	W	92-55
D19	Kansas	W	59-54
D21	at Washington Univ-STL	L	55-56
D23	at Purdue	W	63-61
J3	Oklahoma Christian	W	92-40
J4	West Texas A&M	W	85-63
J10	at BYU	W	59-57
J11	at Utah	L	65-67
J16	Arizona	W	59-50
J18	Arizona State	W	63-54
J27	MSU Billings	W	88-42
F1	Oklahoma Panhandle State	W	57-36
F8	at UTEP	L	60-62
F10	at New Mexico State	W	65-53
F15	Wyoming	W	74-65
F21	at Arizona State	L	45-47
F22	at Arizona	L	46-54
F28	at Wyoming	W	64-63
F29	at Denver	W	71-41
M5	BYU	W	84-80
M7	Utah	W	93-65
M17	vs. Drake ¹	NIT	W 65-60
M19	vs. NYU ¹	NIT	W 72-65
M21	vs. Bradley ¹	NIT	L 54-86

¹-New York, N.Y.

1964-65 (19-8, 5-5 WAC)

D1	Colorado College	W	72-30
D3	at Kansas (18)	L	40-59
D5	Texas Tech	W	72-57
D7	Long Beach State	W	72-53
D10	New Mexico State	W	86-38
D14	Iowa State	W	87-54
D18	Cal State Hayward	W	86-36
D23	Howard Payne	W	102-32
D29	vs. TCU ¹	Sun Bowl	W 76-58
D30	at UTEP	Sun Bowl	W 55-47
J2	Denver	W	67-45
J7	Arizona State	W	49-48
J9	Arizona	W	64-42
J16	Wyoming	L	74-81
J28	at UTEP	W	69-58
J30	at New Mexico State	W	62-37
F5	Hawaii	W	76-39
F6	Hawaii	W	89-59
F11	Utah	W	65-64
F13	BYU	W	89-70
F19	at Arizona State	L	65-71
F20	at Arizona	W	70-66
F26	[10] at Wyoming	L	65-83
F27	[10] at Denver	L	58-68
M5	at Utah	L	76-78
M6	at BYU (10)	L	68-69
M15	vs. St. John's ²	NIT	L 54-61

¹-El Paso, Texas; ²-New York, N.Y.

1965-66 (16-8, 4-6 WAC)

D1	Midwestern State	W	95-58
D4	Baylor	W	74-64
D6	at Iowa State	W	56-52
D11	at Texas Tech	L	68-78
D13	Cal State Los Angeles	W	77-55
D17	at Hawaii	W	72-41
D18	at Hawaii	W	99-48
D28	Tulane	Lobo Inv	W 78-56
D29	Idaho	Lobo Inv	W 99-81
J1	Denver	W	87-66
J8	Wyoming	W	69-57
J13	BYU (7)	W	81-78
J15	Utah	L	55-57
J29	at New Mexico State	W	81-69
F4	at Arizona	L	77-83
F5	at Arizona State	L	68-74
F10	New Mexico State	W	74-61
F12	UTEP (4)	Lot	64-67
F18	at Wyoming	L	64-104
F19	at Denver	W	86-77
F25	at BYU	L	60-89
F26	at Utah	L	85-97
M3	Arizona	W	83-69
M5	Arizona State	W	82-63

1966-67 (19-8, 5-5 WAC)

First Season in The Pit

D1	[6] Abilene Christian	W	62-53
D3	[6] Santa Clara	W	72-54
D7	[6] Loyola Marymount	W	77-59
D10	[6] Texas Tech	W	80-59
D16	[5] at UTEP (2)	W	71-62
D17	[5] at New Mexico State	Lot	61-62
D19	[6] North Dakota	W	84-64
D21	[6] at Creighton	W	79-68
D29	[5] Texas A&M	Lobo Inv	W 85-54
D30	[5] Colorado State	Lobo Inv	W 64-49
J2	[4] Denver	W	65-43
J7	[4] Seattle	W	80-60
J13	[3] at Wyoming	L	76-86

J14	[3] at Denver	L	66-71
J20	[9] at Utah	L	64-66
J21	[9] at BYU	L	73-89
F2	Arizona State	W	88-48
F4	Arizona	W	81-50
F9	New Mexico State	W	65-57
F11	at Air Force	Wot	73-64
F17	at Arizona	L	64-70
F18	at Arizona State	W	64-50
F23	BYU	W	97-75
F25	Utah	W	64-56
M4	Wyoming	L	64-65
M11	vs. Syracuse ¹	NIT	W 6-64
M14	vs. Rutgers ¹	NIT	L 60-65

¹-New York, N.Y.

1967-68 (23-5, 8-2 WAC)

WAC CHAMPIONS

D1	at Oregon	W	64-60
D2	at Seattle	W	68-63
D6	Pepperdine	W	93-58
D9	at Texas Tech	W	60-58
D13	West Texas A&M	W	94-78
D16	Hawaii	W	84-75
D18	Loyola Marymount	W	77-76
D22	Creighton	W	82-67
D27	San Jose State	Lobo Inv	W 93-75
D28	Rhode Island	Lobo Inv	W 75-62
J1	[10] Denver	W	87-76
J3	[10] Air Force	W	88-60
J6	[10] at New Mexico State	W	71-64
J13	[9] Wyoming	W	81-65
J18	[6] Utah (5)	W	72-66
J20	[6] BYU	W	84-69
F2	[4] at Arizona State	W	68-62
F3	[4] at Arizona	L	68-69
F7	[6] New Mexico State (10)	W	72-71
F10	[6] UTEP	W	64-58
F16	[5] at BYU	W	76-67
F17	[5] at Utah	L	64-71
F22	[7] Arizona	W	102-74
F24	[7] Arizona State	W	105-83
M1	[7] at Wyoming	W	75-62
M2	[7] at Denver	L	68-70
M15	[6] Santa Clara	NCAA	L 73-86
M16	[6] New Mexico State	NCAA	L 58-62

1968-69 (17-9, 4-6 WAC)

N30	[9] Abilene Christian	W	97-58
D5	[8] at Hawaii	W	63-56
D6	[8] at Hawaii	W	77-62
D13	[5] Occidental	W	100-63
D14	[5] UTEP	W	65-61
D16	[5] at Colorado	L	72-79
D17	[5] Saint Mary's	W	77-55
D20	[5] San Francisco	Lobo Inv	W 82-71
D21	[5] Temple	Lobo Inv	W 83-70
D23	[6] at UTEP	L	67-71
D30	[18] at Butler	Lot	80-81
J2	[18] Denver	W	68-64
J4	[18] Brown	W	76-47
J10	at Wyoming	L	68-70
J11	at Denver	W	94-81
J16	at BYU	L	76-77
J18	at Utah	L	65-75
J29	at New Mexico State (8)	W	86-66
F1	New Mexico State (8)	W	68-66
F6	[18] Arizona State	L	73-78
F8	[18] Arizona	W	79-74
F15	Wyoming	W	65-63
F20	at Arizona	L	75-77

F22	at Arizona State	Wot	84-75
F27	BYU	Lot	71-77
M1	Utah	W	102-80

1969-70 (13-13, 7-7 WAC)

D1	CSUN	W	99-82
D6	Oregon	L	59-61
D8	New Mexico State (3)	L	83-90
D13	Texas Tech	W	87-65
D16	at New Mexico State (3)	L	73-91
D19	Saint Joseph's	Lobo Inv	W 78-77
D20	Washington State	Lobo Inv	W 85-76
D22	at Cal	L	79-83
D29	vs. South Carolina ¹ (3)	Sugar Bowl	L 62-85
D30	vs. West Virginia ¹	Sugar Bowl	L 91-95
J3	Denver	W	77-70
J8	at Wyoming	L	74-92
J10	at Colorado State	L	62-79
J15	Arizona State	W	97-86
J17	Arizona	L	72-78
J29	at BYU	W	90-77
J31	at Utah	L	73-99
F5	at UTEP	L	59-74
F7	at Air Force	W	64-61
F12	Colorado State	L	57-64
F14	Wyoming	W	90-85
F19	at Arizona	L	78-80
F21	at Arizona State	W	87-85
F26	Utah	W	93-74
F28	BYU	W	82-68
M4	UTEP	W	78-70

¹-New Orleans, La.

1970-71 (14-12, 4-10 WAC)

D1	at Colorado	W	66-53
D4	Butler	W	94-86
D5	Cal	W	82-62
D7	at Denver	W	86-78
D10	Wayland Baptist	W	95-71
D12	Northern Colorado	W	72-45
D14	at Texas Tech	Wot	73-72
D18	Michigan State	Lobo Inv	L 69-73
D19	Santa Clara	Lobo Inv	W 91-62
D22	New Mexico State (20)	W	72-66
J2	at New Mexico State	L	65-76
J8	BYU	L	62-72
J9	Utah	W	78-77
J11	Air Force	W	73-66
J16	UTEP	W	65-53
J29	at Wyoming	L	59-74
J30	at Colorado State	L	71-79
F4	Arizona	W	81-77
F6	Arizona State	L	80-92
F11	at Utah	L	62-69
F13	at BYU	L	68-70
F20	at UTEP	L	67-68
F25	Colorado State	L	67-68
F27	Wyoming	L	80-91
M5	at Arizona State	L	63-90
M6	at Arizona	W	93-83


1971-72 (15-11, 7-7 WAC)

D1	Whittier	W	93-76
D4	New Mexico State (16)	W	78-76
D6	at New Mexico State	L	79-94
D9	Oklahoma Christian	Wot	88-81
D11	Texas Tech	W	82-63
D22	Texas A&M	Lobo Inv	W 95-73
D23	St. John's (10)	Lobo Inv	L 92-95
D28	vs. Oregon ¹	Fair West	W 76-61
D29	vs. Washington State ¹	Fair West	L 51-60

YEAR-BY-YEAR RESULTS

D30	vs. Oregon State ¹	Far West	L	69-81
J7	at Colorado State		L	65-93
J8	at Wyoming		L	62-69
J15	UTEP		W	68-44
J19	Doane		W	79-42
J22	at Saint Louis		W	73-67
J28	Arizona State		W	71-63
J29	Arizona		W	61-55
F3	at BYU (10)		L	62-70
F5	at Utah		W	80-69
F10	Wyoming		W	76-64
F12	Colorado State		Wot	77-75
F19	at UTEP		L	42-65
F24	at Arizona		L	51-53
F26	at Arizona State		L	69-82
M3	Utah		W	77-58
M4	BYU (7)		L	60-61

¹Portland, Ore.



NORM ELLENBERGER
1973-79
134-62 (.684) / 7 seasons

1972-73 (21-6, 9-5 WAC)

N29	Cal Poly Pomona		W	83-50
D2	at Oregon State		Wot	84-79
D5	New Mexico State		W	88-67
D9	at Texas Tech		Wot	72-69
D13	at New Mexico State		W	68-67
D15	Abilene Christian		W	103-74
D23	Colorado		W	92-71
D29	Dartmouth	Lobo Inv	W	107-36
D30	Seattle	Lobo Inv	W	70-54
J5	[16] at Arizona State		L	62-67
J6	[16] at Arizona		L	73-83
J8	Saint Louis		W	87-67
J11	BYU		W	69-62
J13	Utah		W	78-75
J19	at Hawai'i		W	71-68
J20	at Hawai'i		W	83-70
J26	[19] at Wyoming		W	70-56
J27	[19] at Colorado State		L	67-76
F3	UTEP		W	79-64
F8	[20] Arizona		W	93-73
F9	[20] Arizona State		W	98-86
F15	[18] at Utah		W	73-70
F17	[18] at BYU (20)		W	76-66
F22	[15] Colorado State		W	93-72
F23	[15] Wyoming		L	60-61
M3	[15] at UTEP		L	60-63
M18	vs. Virginia Tech ¹	NIT	L	63-65

¹New York, N.Y.

1973-74 (22-7, 10-4 WAC)

WAC CHAMPIONS

D1	at New Mexico State		W	75-66
D3	Oregon State		W	89-75
D5	Cameron		W	111-83
D8	North Dakota		W	105-61
D11	New Mexico State		W	72-71
D13	Houston Baptist		W	115-72
D15	at Abilene Christian		W	98-84
D21	Texas Tech		W	102-65
D28	[17] Columbia	Lobo Inv	W	109-56
D29	[17] Minnesota	Lobo Inv	W	102-68
J4	[12] Utah		W	98-91
J5	[12] BYU		W	84-75
J11	[8] at Arizona		L	89-97
J12	[8] at Arizona State		L	68-80

J19	[15] at UTEP		L	71-78
J25	[19] Wyoming		W	91-68
J26	[19] Colorado State		W	54-49
F1	[17] at Florida State		L	71-90
F2	[17] at Stetson		L	65-67
F7	at BYU		W	96-77
F8	at Utah		L	76-92
F14	Arizona State		W	89-72
F16	Arizona (20)		W	99-72
F22	at Colorado State		W	67-65
F23	at Wyoming		W	78-67
M2	[19] UTEP		W	67-55
M9	[17] at Idaho State	NCAA	W	73-65
M14	[17] vs. San Francisco ¹	NCAA	L	61-64
M16	[17] vs. Dayton ¹ (20)	NCAA	W	66-61

¹Tucson, Ariz.

1974-75 (13-13, 4-10 WAC)

N29	UC Davis		W	79-68
D3	New Mexico State		W	69-58
D7	at New Mexico State		L	59-65
D9	Stetson		W	90-82
D14	at Texas Tech		L	50-70
D18	Abilene Christian		W	85-63
D20	vs. Jacksonville ¹	Trojan	W	72-64
D21	at USC (7)	Trojan	L	74-84
D27	Army	Lobo Inv	W	95-65
D28	Stanford	Lobo Inv	W	78-63
J10	Wyoming		W	79-62
J11	Colorado State		W	85-70
J17	at Arizona (13)		L	49-67
J18	at Arizona State (9)		L	76-93
J24	Utah		W	76-66
J25	BYU		L	78-96
J27	Florida State		Wot	84-78
F1	UTEP		L	52-53
F10	Cal State Los Angeles		W	79-73
F14	at Colorado State		L	53-58
F15	at Wyoming		L	59-63
F21	Arizona State (8)		L	69-76
F22	Arizona (15)		L	56-58
F28	at BYU		Wot	77-72
M1	at Utah		L	76-93
M8	at UTEP (18)		L	59-66

¹Los Angeles, Calif.

1975-76 (16-11, 8-6 WAC)

N29	at Colorado		W	78-75
D1	TAMU-Commerce		W	87-56
D3	Cal State Los Angeles		W	111-89
D6	at Illinois	Lot	66-67	
D9	New Mexico State		W	85-70
D13	at New Mexico State		L	68-82
D19	Portland State		W	85-82
D22	U.S. International		W	85-57
D29	West Virginia	Lobo Inv	L	76-89
D30	Wichita State	Lobo Inv	W	86-80
J2	at San Diego State		L	58-78
J5	CSUN		W	81-73
J9	at Colorado State		W	80-71
J10	at Wyoming	Wot	54-53	
J17	UNLV (4)		L	73-80
J23	Arizona State		W	65-63
J24	Arizona		L	79-80
J30	at BYU		L	67-81
J31	at Utah		L	32-34
F7	at UTEP		W	69-58
F13	Wyoming		W	57-51
F14	Colorado State		W	84-75
F20	at Arizona	Lot	65-67	
F21	at Arizona State		L	73-87

F26	Utah		L	69-73
F28	BYU		W	79-74
M6	UTEP		W	59-58

1976-77 (19-11, 8-6 WAC)

N26	New Mexico Highlands		W	121-82
N27	Colorado		W	90-82
D1	at New Mexico State		L	103-112
D4	Wisconsin Parkside		W	82-68
D7	at Hawai'i-Hilo		L	78-81
D10	at Hawai'i		L	77-78
D11	at Hawai'i		W	113-84
D18	U.S. International		W	94-76
D20	San Diego State		W	107-104
D22	New Mexico State		L	71-75
D29	Iowa	Lobo Inv	W	96-83
D30	USC	Lobo Inv	W	87-75
J3	Western New Mexico		W	79-66
J5	Portland State		W	109-82
J7	at UNLV (9)		L	96-121
J13	Arizona (10)		L	87-89
J15	Arizona State		W	85-81
J18	Eastern New Mexico		W	110-70
J22	UTEP		W	67-59
J27	at Utah		L	84-94
J29	at BYU		W	73-65
F3	Colorado State		W	73-64
F5	Wyoming		W	93-78
F11	at Arizona State	Wot	91-84	
F12	at Arizona (18)		L	84-88
F19	at UTEP		W	59-58
F25	BYU		L	80-88
F26	Utah (20)		W	81-77
M3	at Wyoming		L	64-82
M5	at Colorado State		L	64-78

1977-78 (24-4, 13-1 WAC)

WAC CHAMPIONS

N25	Idaho		W	120-70
N29	New Mexico Highlands		W	125-73
D3	at New Mexico State		W	94-87
D5	Kentucky State		W	126-104
D9	at USC		L	80-93
D17	Alaska-Anchorage		W	127-101
D21	New Mexico State		W	106-78
D29	Vermont	Lobo Inv	W	104-81
D30	Syracuse (10)	Lobo Inv	L	91-96
J4	Puget Sound		W	102-89
J7	at UNLV (9)		W	102-98
J13	at Arizona State		W	91-84
J14	at Arizona		W	93-81
J17	[20] UNLV (16)		W	89-76
J21	[20] at UTEP		W	84-57
J26	[14] BYU		W	95-82
J28	[14] Utah		W	113-89
F2	[10] at Wyoming		W	94-91
F4	[10] at Colorado State		W	91-82
F9	[6] Arizona		W	103-85
F11	[6] Arizona State		W	103-92
F14	[5] Hawai'i		W	87-69
F18	[5] UTEP		W	59-51
F23	[5] at Utah		L	92-95
F25	[5] at BYU		W	71-66
M2	[8] Colorado State		W	111-88
M4	[8] Wyoming		W	93-74
M11	[5] vs. Cal State Fullerton ¹	NCAA	L	85-90


¹Tempe, Ariz.

1978-79 (19-10, 8-4 WAC)

N24	New Mexico Highlands		W	122-74
N27	at New Mexico State		L	93-96

D1	vs. Wichita State ¹	Fiesta	W	95-81
D2	at Arizona State	Fiesta	L	100-104
D5	Lamar		W	97-84
D9	New Mexico State		W	81-74
D16	UCF		W	124-92
D18	Eastern Washington		W	117-94
D20	UC Davis		W	86-74
D22	at Arizona		L	88-107
D29	Davidson	Lobo Inv	W	92-77
D30	Idaho State	Lobo Inv	L	67-73
J2	at Hawai'i		L	64-66
J11	at Utah		L	90-101
J13	at BYU		L	83-100
J18	Colorado State		W	94-76
J20	Wyoming		W	72-64
J25	at San Diego State		L	72-78
J27	at UNLV		W	102-99
F3	UTEP		W	64-59
F9	BYU		W	66-55
F10	Utah		W	84-68
F15	at Wyoming		L	66-73
F17	at Colorado State		W	77-69
F23	UNLV		W	110-100
F24	San Diego State		W	84-78
F26	Arizona		W	129-98
M3	at UTEP		W	83-82
M8	Texas A&M	NIT	L	68-79

¹Tempe, Ariz.



CHARLIE HARRISON
1980
6-22 (.214) / 1 season

1979-80 (6-22, 3-11 WAC)

D1	at Colorado		L	78-86
D4	West Texas A&M (forfeit)		W	112-100
D8	at New Mexico State		L	58-68
D11	Grand Canyon		W	78-68
D13	Weber State		L	70-80
D15	Houston	Nike Cage Lot	80-83	
D16	Loyola Marymount	Nike Cage	L	70-71
D19	USC		L	79-82
D21	Illinois Tech		W	93-72
D22	New Mexico State		L	84-103
D28	Idaho State	Lobo Inv	W	91-76
D29	Utah State	Lobo Inv	L	83-117
J3	BYU (19)		L	63-75
J5	Utah		L	70-73
J10	at Wyoming		L	58-78
J12	at Colorado State		L	68-82
J17	Hawai'i		W	71-67
J19	San Diego State		W	73-72
J23	at UTEP		L	70-90
J26	at UNLV		L	78-84
J31	at Utah		L	68-77
F2	at BYU (19)		L	68-89
F7	Colorado State	Wot	80-79	
F9	Wyoming		L	54-68
F14	at San Diego State		L	74-76
F16	at Hawai'i		L	65-73
F22	UNLV		L	68-84
M1	UTEP		L	67-68

YEAR-BY-YEAR RESULTS



GARY COLSON
1981-88

146-106 (.579) / 8 seasons

1980-81 (11-15, 6-10 WAC)

N28	Colorado	L	65-75
N29	New Mexico State	W	97-79
D6	TAMU-Commerce	W	105-85
D13	Arizona State (15)	Lot	83-86
D20	at New Mexico State	L	69-73
D22	Charleston (WV)	W	72-60
D26	at UNLV	L	75-87
D29	TCU	Lobo Inv W	76-69
D30	Boston Univ.	Lobo Inv W	107-87
J3	UTEP	L	62-70
J9	at Colorado State	W	80-75
J10	at Wyoming	L	54-91
J15	BYU (15)	L	87-92
J17	Utah (16)	Lot	76-82
J22	at Air Force	W	38-37
J30	San Diego State	W	100-98
J31	Hawaii	L	55-56
F7	at UTEP	L	70-86
F12	Wyoming	W	57-56
F14	Colorado State	W	68-51
F19	at Utah (9)	L	73-90
F21	at BYU (17)	L	72-78
F27	UNLV	L	81-88
F28	Air Force	W	79-69
M5	at Hawaii	L	80-85
M7	at San Diego State	L	84-92

1981-82 (14-14, 7-9 WAC)

N27	Midwestern State	W	108-59
N28	Missouri Baptist	W	104-53
D1	TAMU-Commerce	W	113-69
D4	at USC	L	71-80
D7	Northern Arizona	W	60-50
D12	New Mexico State	L	81-85
D19	at Arizona	L	63-67
D21	at New Mexico State	L	56-59
D29	Marshall	Lobo Inv W	86-70
D30	Fordham	Lobo Inv W	51-49
J2	at Utah	L	65-71
J4	at BYU	L	58-76
J8	Air Force	W	68-61
J9	UNLV	W	72-70
J14	at San Diego State	L	62-78
J16	at Hawaii	L	58-66
J23	at UTEP	L	60-74
J29	Colorado State	W	67-58
J30	Wyoming	L	65-75
F6	UTEP	W	63-49
F11	at Wyoming	L	45-56
F13	at Colorado State	W	64-62
F18	Hawaii	Wot	78-77
F20	San Diego State	L	79-86
F26	at UNLV	L	68-100
F27	at Air Force	L	59-64
M4	Utah	W	85-71
M6	BYU	W	67-65

1982-83 (14-15, 6-10 WAC)

N26	New Mexico Highlands	W	122-84
N30	CSU Pueblo	W	97-71
D2	USC	W	77-74
D4	Arizona	W	101-73
D11	at New Mexico State	L	86-101

D18	at Weber State	L	48-52
D20	at Long Beach State	L	95-98
D23	New Mexico State	W2ot	78-74
D28	Butler	Lobo Inv W	72-61
D29	Princeton	Lobo Inv W	52-46
J2	Florida State	L	71-74
J4	Grand Canyon	W	76-51
J13	Colorado State	W	68-58
J15	Wyoming	W	76-71
J17	Air Force	W	89-76
J22	at UTEP	L	54-65
J27	at Utah	L	67-70
J29	at BYU	L	48-66
F3	San Diego State	L	37-61
F5	Hawaii	W	90-81
F10	at Air Force	L	52-61
F12	at Colorado State	L	70-85
F14	at Wyoming	L	58-64
F19	UTEP	L	51-60
F22	at Florida State	L	77-79
F25	BYU	W	71-70
F26	Utah	L	61-62
M3	at Hawaii	W4ot	63-61
M5	at San Diego State	L	73-77

1983-84 (24-11, 10-6 WAC)

N25	vs. Santa Clara ¹	L	50-54
N26	at Alaska-Anchorage	L	72-79
N27	vs. USC ¹	W	74-60
D1	Long Beach State	W	74-54
D3	Washington	W	54-53
D10	at UCLA (7)	W	65-60
D17	at New Mexico State	L	60-67
D19	Eastern New Mexico	W	74-63
D22	New Mexico State	W	57-51
D29	Idaho State	Lobo Inv W	74-53
D30	Bowling Green	Lobo Inv W	86-74
J3	U.S. International	W	82-74
J5	UTRGV	W	75-63
J7	Loyola Marymount	W	66-58
J9	Western New Mexico	W	77-58
J12	Hawaii	W	80-65
J14	San Diego State	L	68-74
J19	at Air Force	W	57-47
J21	at Colorado State	W	55-47
J23	at Wyoming	W	40-38
J28	UTEP (7)	L	59-60
F2	BYU	L	73-86
F4	Utah	W	77-69
F9	at Hawaii	Wot	46-44
F11	at San Diego State	L	60-61
F16	Wyoming	W	62-54
F18	Colorado State	W	61-50
F20	Air Force	W	49-48
F25	at UTEP (9)	L	66-75
M1	at Utah	Wot	45-44
M3	at BYU	L	73-80
M7	Utah	WAC W	56-45
M9	vs. BYU ²	WAC W	64-55
M10	at UTEP (9)	WAC L	38-44
M14	Lamar	NIT L	61-64

1984-85 (19-13, 9-7 WAC)

N23	Morgan State	W	103-71
N26	Texas Southern	W	64-63
N30	Columbia	Tribune W	57-54
D1	Northern Arizona	Tribune L	56-64
D4	New Mexico State	L	64-67
D17	at New Mexico State	W	87-72
D21	Arizona	W	59-58
D22	Georgetown (1)	L	61-69

D29	Alaska-Anchorage	Lobo Inv W	98-70
D30	Wisconsin	Lobo Inv L	74-83
J3	at Utah	L	63-68
J5	at BYU	W	76-70
J8	Charleston Southern	W	64-59
J10	Wyoming	W	50-37
J12	Air Force	W	91-50
J18	San Diego State	W	94-85
J19	Hawaii	W	86-60
J26	at UTEP	L	69-71
J28	Colorado State	W	44-42
F1	at Air Force	W	58-52
F2	at Colorado State	L	52-61
F7	BYU	W	76-74
F9	Utah	L	58-65
F14	at Hawaii	L	68-73
F16	at San Diego State	L	80-99
F23	UTEP	L	65-79
F26	at Oregon State	W	72-65
M2	at Wyoming	W	83-78
M6	Colorado State	WAC W	62-56
M8	vs. San Diego State ¹	WAC L	84-98
M12	Texas A&M	NIT W	80-67
M19	at Fresno State	NIT L	55-66

¹-El Paso, Texas

1985-86 (17-14, 8-8 WAC)

N22	Bucknell	Tip-Off W	71-57
N24	San Diego	Tip-Off W	61-46
N27	Morgan State	W	66-50
N30	Oregon State	W	81-63
D3	U.S. International	W	132-95
D11	at Georgetown (5)	L	51-76
D14	at Arizona	L	55-70
D21	Alabama State	W	92-82
D23	New Mexico State	W	54-44
D27	Kent State	Lobo Inv W	52-40
D28	Michigan State	Lobo Inv L	61-76
D30	at New Mexico State	L	44-53
J2	Utah	W	71-68
J4	BYU	W	60-57
J9	at Wyoming	W	47-45
J11	at Colorado State	L	58-65
J16	at San Diego State	L	68-71
J18	at Hawaii	W	93-57
J24	Colorado State	W	64-51
J25	UTEP (19)	Lot	70-71
F1	at UTEP (19)	L	54-68
F6	Air Force	W	72-70
F8	Wyoming	L	65-67
F14	at BYU	L	67-74
F15	at Utah	L	59-60
F22	at Air Force	L	64-66
F27	Hawaii	W	65-64
M1	San Diego State	Wot	95-92
M6	vs. BYU ¹	WAC W	79-68
M7	at Wyoming	WAC L	54-56
M13	Texas	NIT L	66-69

¹-Laramie, Wyo.

1986-87 (25-10, 11-5 WAC)

N28	vs. Charlotte ¹	Maui W	74-72
N29	vs. Long Beach State ¹	Maui Wot	92-88
N30	vs. Vanderbilt ¹	Maui L	71-87
D2	Jackson State	W	75-62
D4	at New Mexico State	L	62-81
D6	Texas	W	82-72
D8	Idaho	W	74-70
D10	New Mexico Highlands	W	106-91
D20	New Mexico State	W	64-50
D23	Oklahoma State	W	90-74

D26	Brown	Lobo Inv W	84-68
D27	Drake	Lobo Inv L	52-59
D30	Winthrop	W	91-66
J3	at San Diego State	W	88-84
J5	at Hawaii	W	99-86
J9	Utah	L	72-80
J10	BYU	W	102-89
J15	at Wyoming	L	66-78
J17	at Air Force	W	80-65
J24	Colorado State	W	75-54
J26	UTEP	W	75-69
J29	Miami (Fla)	W	87-78
J31	at UTEP	L	90-107
F5	at BYU	L	73-98
F7	at Utah	L	65-77
F13	Hawaii	W	110-92
F14	San Diego State	W	76-66
F17	Eastern Washington	W	90-81
F21	at Colorado State	W	62-61
F26	Wyoming	W	92-89
F28	Air Force	W	80-73
M5	Colorado State	WAC W	92-77
M6	BYU	WAC W	93-86
M7	Wyoming	WAC L	62-64
M13	Oregon State	NIT L	82-85


¹-Waialuku, Hawaii

1987-88 (22-14, 8-8 WAC)

N20	Weber State	PreNIT W	88-72
N23	UCLA	PreNIT W	77-66
N27	vs. Seton Hall ¹	PreNIT L	67-88
N28	vs. Iowa State ¹	PreNIT L	96-107
N30	Western New Mexico	W	93-70
D3	New Mexico State	W	72-71
D5	at Washington	L	64-77
D7	Texas Southern	W	64-61
D10	at New Mexico State	W	76-72
D19	Grambling State	W	87-61
D23	Rider	W	108-84
D26	North Texas	Lobo Inv W	77-69
D27	Ohio State	Lobo Inv W	74-65
D30	at Texas	W	86-74
J2	Arizona (1)	W	61-59
J8	Air Force	W	80-67
J9	Wyoming (5)	W	85-72
J14	[18] at San Diego State	L	59-64
J16	[18] at Hawaii	L	76-79
J21	Utah	W	55-50
J23	BYU (12)	L	82-89
J30	at UTEP (18)	W	70-69
F1	Colorado State	W	60-51
F4	at Air Force	L	58-65
F6	at Wyoming	L	72-90
F12	San Diego State	W	93-85
F14	Hawaii	W	71-50
F18	at Colorado State	L	60-61
F20	at Oklahoma (4)	L	100-120
F26	UTEP	W	74-63
M3	at BYU (15)	L	82-89
M5	at Utah	L	67-68
M10	vs. UTEP ²	WAC L	61-74
M17	Pepperdine	NIT W	86-75
M22	Oregon	NIT W	78-59
M25	Ohio State	NIT L	65-68

¹-New York, N.Y.; ²-Provo, Utah

YEAR-BY-YEAR RESULTS



DAVE BLISS
1989-99
246-108 (.695) / 11 seasons

1988-89 (22-11, 11-5 WAC)

N26	Loyola (Md)	Lobo Class	W	96-71
N27	San Diego	Lobo Class	L	53-64
N30	at Arizona (11)		L	67-80
D3	Prairie View A&M		W	100-75
D5	at New Mexico State		L	66-70
D8	Oklahoma (6)		L	96-100
D17	New Mexico State		W	64-61
D27	George Washington	Lobo Inv	W	94-73
D28	Wake Forest	Lobo Inv	W	76-71
J5	BYU		W	88-84
J7	Utah		W	85-86
J12	at Colorado State		L	62-64
J14	at Wyoming		W	106-89
J19	at Hawaii		W	81-63
J21	at San Diego State		W	83-76
J26	Colorado State		Wot	65-62
J28	UTEP		W	70-67
F1	at Miami (Fla)		W	110-93
F4	at UTEP		L	60-73
F9	Wyoming		L	66-68
F11	Air Force		W	79-67
F12	Georgia		W	80-66
F16	at Utah		W	79-76
F18	at BYU		L	79-90
F22	Eastern New Mexico		W	100-67
F25	at Air Force		W	80-73
M2	San Diego State		W	102-72
M4	Hawaii		L	70-71
M9	vs. Air Force ¹	WAC	W	74-60
M10	vs. UTEP ¹	WAC	L	57-89
M16	Santa Clara	NIT	W	91-76
M21	Pepperdine	NIT	W	86-69
M23	Saint Louis	NIT	L	65-66

¹Salt Lake City, Utah

1989-90 (20-14, 9-7 WAC)

N24	Hardin-Simmons	Lobo Class	W	91-57
N25	Monmouth	Lobo Class	W	69-63
N28	New Mexico Highlands		W	106-53
D2	at New Mexico State		L	55-60
D5	at Tennessee		Lot	85-96
D7	New Mexico State		L	73-74
D16	at Louisville (10)		L	49-78
D18	Centenary		W	86-69
D22	Maine	Lobo Inv	W	94-63
D23	Detroit	Lobo Inv	W	91-64
D27	East Carolina		W	88-51
D30	Towson		W	96-68
J4	Wyoming		Lot	87-89
J6	Colorado State		W	63-61
J11	at Utah		L	60-79
J13	at BYU		L	78-79
J18	at San Diego State		L	62-78
J20	at Hawaii		L	71-74
J27	Air Force		W	61-44
J30	UTEP		Lot	80-82
F8	at Colorado State		L	71-75
F10	Wyoming		W	82-79
F15	BYU		W	60-51
F17	Utah		W	86-66
F22	Hawaii		W	82-71
F24	San Diego State		W	91-69
F28	at Air Force		W	62-54

M3	at UTEP		W	61-56
M8	at UTEP	WAC	L	61-78
M16	Oregon	NIT	W	89-78
M20	Oklahoma State	NIT	W	90-88
M23	Hawaii	NIT	W	80-58
M26	vs. Saint Louis ¹	NIT	L	73-80
M28	vs. Penn State ¹	NIT	Lot	81-83

¹New York, N.Y.

1990-91 (20-10, 10-6 WAC)

N23	UT Arlington	Lobo Class	W	136-99
N24	San Francisco	Lobo Class	W	94-77
N28	Western New Mexico		W	78-51
D1	at Texas Tech		W	66-55
D3	UMES		W	79-62
D5	at Arizona State		L	54-59
D7	New Mexico State		W	94-88
D15	at New Mexico State		L	64-72
D17	North Texas		W	98-84
D20	Tennessee		W	83-80
D28	Texas State	Lobo Inv	W	99-82
D29	Southern	Lobo Inv	W	94-83
J3	Colorado State		W	54-46
J5	Wyoming		L	79-92
J10	at Utah		L	53-65
J12	at BYU		L	65-72
J17	at San Diego State		L	51-52
J19	at Hawaii		W	84-77
J24	San Diego State		W	79-68
J26	Hawaii		W	83-67
J31	Air Force		W	92-55
F2	Utah (13)		W	68-62
F7	at Colorado State		L	61-66
F9	at Wyoming		Wot	85-82
F14	BYU		L	76-83
F23	UTEP		W	80-73
F28	at Air Force		W	66-56
M2	at UTEP		Wot	72-70
M7	vs. Hawaii ¹	WAC	L	67-68
M14	vs. Oklahoma State ² (14)	NCAA	L	54-67

¹Laramie, Wyo.; ²College Park, Md.

1991-92 (20-13, 11-5 WAC)

N22	Idaho State	Lobo Class	W	112-98
N23	Duquesne	Lobo Class	W	91-85
N27	Texas Tech		L	56-58
N30	New Mexico State		L	73-80
D2	Eastern New Mexico		L	76-81
D7	Arizona State		L	69-71
D10	at Texas A&M		W	94-72
D14	Arizona (2)		L	54-66
D21	Tennessee State		W	107-59
D27	Bucknell	Lobo Inv	W	70-57
D28	Miami (Ohio)	Lobo Inv	W	63-55
J3	Utah		W	60-54
J6	at New Mexico State		L	63-68
J11	Air Force		W	78-63
J16	San Diego State		W	90-68
J18	Hawaii		W	79-67
J23	at Hawaii		L	55-58
J25	at San Diego State		W	71-61
J30	at BYU		L	65-85
F1	at Utah		L	54-61
F6	Wyoming		W	79-65
F8	Colorado State		W	61-47
F13	UTEP (21)		W	68-56
F15	at Wyoming		L	61-68
F22	BYU		Wot	95-84
F27	at Colorado State		W	60-56
F29	at Air Force		W	70-55
M7	at UTEP		L	54-72

M12	vs. Wyoming ¹	WAC	W	89-83
M13	vs. UTEP ¹	WAC	L	72-83
M19	Louisiana Tech	NIT	W	90-84
M23	Washington State	NIT	W	79-71
M27	vs. Virginia ²	NIT	L	71-76

¹Fort Collins, Colo.; ²Richmond, Va.

1992-93 (24-7, 13-5 WAC)

WAC TOURNAMENT CHAMPIONS

D1	New Mexico Highlands		W	89-54
D3	Texas A&M		W	71-69
D8	at Arizona (14)		L	70-89
D12	at New Mexico State		W	69-62
D20	Texas Tech		W	96-75
D23	New Mexico State		W	71-66
D28	William & Mary	Lobo Inv	W	64-59
D29	Penn	Lobo Inv	W	54-51
J2	at Utah		L	45-78
J4	at BYU		L	56-70
J7	Fresno State		W	85-64
J9	Air Force		W	63-43
J15	at Hawaii		W	61-58
J17	at San Diego State		W	77-52
J21	Colorado State		Lot	65-67
J23	Wyoming		W	77-67
J30	at UTEP		W	65-62
F1	Texas Southern		W	78-61
F6	UTEP		W	60-53
F11	at Colorado State		L	50-67
F13	at Wyoming		W	76-60
F18	Hawaii		W	82-58
F20	San Diego State		W	71-55
F25	at Fresno State		L	57-71
F27	at Air Force		W	80-60
M4	Utah (9)		W	69-59
M6	BYU (21)		W	79-76
M11	vs. Fresno State ¹	WAC	W	72-48
M12	vs. BYU ¹ (25)	WAC	W	68-59
M13	vs. UTEP ¹	WAC	W	76-65
M19	[21] vs. George Washington ²	NCAA	L	68-82

¹Salt Lake City, Utah; ²Tucson, Ariz.

1993-94 (23-8, 14-4 WAC)

WAC REGULAR SEASON CHAMPIONS

N21	Simon Fraser		W	101-57
D1	Western New Mexico		W	83-59
D3	Eastern Washington	Lobo Class	W	121-62
D4	Centenary	Lobo Class	W	85-70
D8	at Texas Tech		W	82-76
D11	New Mexico State		L2ot	104-112
D18	UTRGV		W	90-73
D20	at New Mexico State		L	62-63
D29	Middle Tennessee	Lobo Inv	W	69-56
D30	Rice	Lobo Inv	W	90-75
J3	BYU		W	74-68
J5	Utah		W	64-61
J8	at Air Force		W	80-54
J10	at Fresno State		L	65-69
J13	San Diego State		W	72-59
J15	Hawaii		W	74-55
J20	at Colorado State		L	70-72
J22	Wyoming		W	77-71
J29	at UTEP		W	79-72
F5	UTEP		Wot	80-78
F10	Wyoming		W	73-64
F12	Colorado State		W	82-59
F17	at San Diego State		W	65-61
F19	at Hawaii		L	67-83
F24	Air Force		W	90-71
F26	Fresno State		W	82-67
M3	at BYU		Wot	84-82

M5	at Utah		L	72-79
M10	vs. San Diego State ¹	WAC	W	61-46
M11	vs. Hawaii ¹	WAC	L	58-61
M18	vs. Virginia ²	NCAA	L	54-57

¹Salt Lake City, Utah; ²Sacramento, Calif.

1994-95 (15-15, 9-9 WAC)

N17	San Francisco	PreNIT	L	74-80
N27	Stephen F. Austin	Lobo Class	W	122-105
N28	Texas Southern	Lobo Class	L	67-73
D3	Arizona State (12)		W	87-71
D6	Eastern New Mexico		W	110-49
D9	at New Mexico State (22)		L	65-74
D17	New Mexico State (24)		L	89-96
D21	Idaho		W	76-54
D28	CSUN	Lobo Inv	W	88-73
D29	Charlotte	Lobo Inv	Lot	75-78
J2	Fresno State		W	74-66
J4	Air Force		W	86-72
J7	at Hawaii		L	61-62
J9	at San Diego State		Lot	69-72
J12	Colorado State		W	71-66
J14	Wyoming		L	61-75
J21	UTEP		Wot	66-63
J26	at Utah		L	80-85
J28	at BYU		L	63-81
F2	Utah		Lot	91-95
F4	BYU		L	72-74
F11	at UTEP		L	79-83
F16	at Colorado State		W	91-74
F18	at Wyoming		W	62-61
F23	Hawaii		W	72-68
F25	San Diego State		W	67-42
M2	at Fresno State		W	72-69
M4	at Air Force		L	58-59
M9	Wyoming	WAC	W	63-56
M10	Utah (22)	WAC	L	50-86

1995-96 (28-5, 14-4 WAC)

WAC TOURNAMENT CHAMPIONS

N17	Simon Fraser		W	81-67
N24	UT Arlington	Lobo Class	W	76-56
M25	Mercer	Lobo Class	W	107-72
N29	UTRGV		W	80-56
D5	at Arizona State		W	86-79
D8	New Mexico State		W	91-75
D16	at New Mexico State		W	69-68
D19	Texas State		W	72-62
D28	Dartmouth	Lobo Inv	W	91-66
D29	Boston Univ.	Lobo Inv	W	95-83
J2	[25] at Fresno State		L	75-76
J4	[25] at Air Force		W	61-49
J8	[25] San Diego State		W	77-74
J10	[25] Hawaii		W	78-72
J13	at Wyoming		L	58-61
J15	at Colorado State		W	67-65
J20	at UTEP		W	64-60
J25	BYU		W	83-77
J27	Utah (10)		L	64-82
F1	at BYU		W	88-81
F3	at Utah (7)		L	58-74
F10	UTEP		W	81-52
F17	Wyoming		W	70-69
F19	Colorado State		W	78-66
F22	at San Diego State		W	83-78
F24	at Hawaii		W	88-79
F29	Air Force		W	67-55
M2	Fresno State		W	86-84
M7	San Diego State	WAC	W	94-75
M8	Fresno State	WAC	W3ot	104-99
M9	Utah (10)	WAC	W	64-60

YEAR-BY-YEAR RESULTS

M15	[23] vs. Kansas State ¹	NCAA	W	69-48
M17	[23] vs. Georgetown ¹ (4)	NCAA	L	62-73

¹-Richmond, Va.

1996-97 (25-8, 11-5 WAC Mountain)

N18	[18] Simon Fraser		W	107-54
N22	[18] Columbia	Lobo Class	W	94-56
N23	[18] Eastern Washington	Lobo Class	W	69-53
N27	[19] Centenary		W	96-64
N30	[19] Arizona (11)		W	84-77
D4	[11] at Texas Tech		L	68-77
D7	[11] at New Mexico State		W	86-72
D13	[15] New Mexico State	Wot	W	84-82
D21	[15] Sam Houston State		W	76-55
D23	[14] Jackson State		W	98-45
D27	[14] Bucknell	Lobo Inv	W	67-57
D28	[14] Mississippi	Lobo Inv	W	75-64
J4	[16] at Hawai'i		L	62-75
J9	[18] TCU		W	79-64
J11	[18] SMU		W	78-58
J16	[12] at Tulsa		L	57-80
J18	[12] at Rice		W	69-61
J25	[15] UTEP		W	61-49
F1	[13] Utah (4)		W	87-71
F3	[9] BYU		W	74-32
F6	[9] at SMU		W	75-72
F8	[9] at TCU		L	59-80
F13	[13] Rice		W	81-64
F16	[13] Tulsa		W	57-51
F20	[10] at UTEP		L	62-71
F22	[10] Hawai'i		W	89-69
F28	[11] at BYU		W	90-48
M1	[11] at Utah (4)		L	58-78
M4	[14] vs. San Jose State ¹	WAC	W	103-70
M6	[14] vs. Hawai'i ¹	WAC	W	65-57
M7	[14] vs. Utah ¹ (3)	WAC	L	70-72
M14	[11] vs. Old Dominion ²	NCAA	W	59-55
M16	[11] vs. Louisville ² (25)	NCAA	L	63-64

¹-Las Vegas, Nev.; ²-Pittsburgh, Pa.

1997-98 (24-8, 11-3 WAC Mountain)

N11	[11] USC	NABC	W	98-76
N19	[11] New Mexico State		W	80-79
N21	[11] Texas Southern	Lobo Class	W	90-67
N22	[11] Arkansas State	Lobo Class	W	61-51
N29	[10] San Jose State		W	86-57
D6	[8] vs. UCLA ¹ (15)	Wooden	L	58-69
D9	[14] at New Mexico State		W	62-59
D20	[14] Texas Tech		W	81-62
D29	[12] Holy Cross	Lobo Inv	W	69-44
D30	[12] Yale	Lobo Inv	W	69-44
J3	[12] Air Force		W	92-59
J5	[12] TCU		W	98-77
J10	[12] at Wyoming		L	55-58
J12	[15] at Colorado State		W	78-64
J15	[15] UNLV		W	79-61
J18	[15] at Arizona (5)		L	70-89
J24	[17] at UTEP		W	76-69
J29	[14] at BYU		W	72-54
F1	[14] Utah (3)		W	77-74
F5	[12] Wyoming		W	89-59
F7	[12] Colorado State		W	77-62
F14	[11] at Air Force		W	96-72
F16	[11] at UNLV		W	75-66
F19	[11] UTEP		W	95-71
F21	[11] at TCU (19)		L	64-95
F26	[16] BYU		L	62-83
F28	[16] at Utah (5)		L	55-65
M5	[20] vs. Tulsa ²	WAC	W	60-59
M6	[20] vs. TCU ² (13)	WAC	W	80-73
M7	[20] at UNLV	WAC	L	51-56

M13	[18] vs. Butler ³	NCAA	W	79-62
M15	[18] vs. Syracuse ³ (21)	NCAA	L	46-56

¹-Anaheim, Calif.; ²-Las Vegas, Nev.; ³-Lexington, Ky.

1998-99 (25-9, 9-5 WAC Pacific)

N13	[20] DePaul	BCA	W	82-81
N20	[20] Simon Fraser		W	86-73
N27	[20] Cornell	Lobo Class	W	88-75
N28	[20] Northeastern	Lobo Class	W	93-61
D2	[17] Arkansas-Pine Bluff		W	97-72
D8	[12] UTRGV		W	101-94
D19	[11] Sacramento State		W	102-71
D21	[11] McNeese		W	90-46
D24	[11] at Washington		L	61-70
D28	[15] New Hampshire	Lobo Inv	W	93-67
D29	[15] Houston	Lobo Inv	W	84-69
D31	[15] Coppin State		W	67-61
J2	[15] New Mexico State		W	77-66
J4	[15] at Fresno State		L	80-86
J7	[15] San Diego State		W	90-60
J9	[15] Hawai'i		W	82-59
J13	[16] at San Jose State	Wot	W	82-81
J16	[16] Arizona (7)		W	79-78
J19	[12] at New Mexico State		L	55-76
J23	[12] at UTEP		L	49-67
J30	[18] BYU		W	78-68
F1	[17] Utah (20)		L	39-57
F6	[17] at Hawai'i	Lot	W	68-72
F8	[25] at San Diego State		W	85-60
F11	[25] San Jose State		W	82-46
F13	[25] Fresno State		W	83-81
F20	[24] UTEP		W	81-65
F25	[21] at BYU		W	85-64
F27	[21] at Utah (12)		L	47-77
M4	[25] vs. Rice ¹	WAC	W	51-49
M5	[25] vs. SMU ¹	WAC	W	57-56
M6	[25] vs. Utah ¹ (8)	WAC	L	45-60
M11	[25] vs. Missouri ²	NCAA	W	61-59
M13	[25] vs. Connecticut ² (3)	NCAA	L	56-78

¹-Las Vegas, Nev.; ²-Denver, Colo.



FRAN FRASCHILLA
2000-02
55-41 (.573) / 3 seasons

1999-00 (18-14, 9-5 Mountain West)

N16	Simon Fraser		W	85-64
N19	Dayton	CoSIDA	L	57-70
N20	St. John's (15)	CoSIDA	L	62-70
N24	Stephen F. Austin		W	98-61
N26	Sam Houston State	Lobo Class	W	71-61
N27	Alcorn State	Lobo Class	W	85-58
D1	at UTEP		L	69-84
D8	at New Mexico State		L	57-66
D11	Southern Utah		W	62-57
D18	UTEP		L	66-73
D21	Arizona (3)		W	70-68
D23	New Mexico State		L	60-63
D29	Alabama State	Lobo Inv	W	68-47
D30	Saint Joseph's	Lobo Inv	L	76-81
J2	Washington		W	78-52
J10	at Colorado State		W	71-70
J13	at Wyoming		L	83-88
J17	UNLV		L	73-85
J22	Air Force		W	89-72
J29	BYU		W	78-69
J31	at Utah (19)		L	70-82
F5	at San Diego State		W	78-57
F12	at Air Force		W	81-67

F14	Wyoming		L	93-99
F17	at BYU		W	78-74
F19	Utah (21)		W	72-65
F26	San Diego State		W	78-49
M2	Colorado State		W	76-68
M4	at UNLV		L	67-80
M9	vs. BYU ¹	MW	L	43-55
M15	South Florida	NIT	W	64-58
M21	at Wake Forest	NIT	L	65-72

¹-Las Vegas, Nev.

2000-01 (21-13, 6-8 Mountain West)

N13	George Mason	PreNIT	W	79-68
N15	at Temple	PreNIT	L	49-61
N27	Alcorn State		W	81-65
N29	Eastern New Mexico		W	90-50
D2	Western Kentucky		W	75-57
D7	at New Mexico State		Wot	68-65
D21	Furman		W	68-56
D23	Mercer		W	69-62
D29	William & Mary	Lobo Inv	W	68-60
D30	Drexel	Lobo Inv	W	93-60
J2	at Gonzaga		Wot	81-80
J6	New Mexico State	Lot	W	68-79
J8	at San Diego State		W	75-67
J13	Air Force		W	59-52
J20	at Stanford (1)		L	44-75
J22	at UNLV		L	72-80
J27	Colorado State		Wot	72-71
J29	Wyoming		L	78-82
F3	at BYU		L	49-65
F5	at Utah		L	69-80
F10	at Air Force		L	49-53
F12	Georgia State		W	91-78
F17	San Diego State		W	72-54
F19	UNLV		W	75-56
F24	at Colorado State		W	54-51
F26	at Wyoming		L	61-81
M1	BYU		L	67-72
M3	Utah		L	61-66
M8	vs. Colorado State ¹	MW	W	76-65
M9	vs. Utah ¹	MW	W	56-53
M10	vs. BYU ¹	MW	L	65-69
M14	Baylor	NIT	W	83-73
M20	Pepperdine	NIT	W	81-78
M22	at Memphis	NIT	L	63-81

¹-Las Vegas, Nev.

2001-02 (16-14, 6-8 Mountain West)

N17	Stanford (13)		L	66-81
N19	Texas Southern		W	97-51
N23	Pacific	Hispanic	W	85-66
N24	West Virginia	Hispanic	L	85-88
N28	at Cal		L	62-71
D1	Alcorn State		W	87-55
D5	at New Mexico State		W	66-64
D8	Tennessee Tech		W	87-80
D16	New Mexico State		W	70-49
D22	UNC Greensboro		W	83-69
D28	Saint Mary's	Lobo Inv	W	72-62
D29	Dartmouth	Lobo Inv	W	77-60
J5	Northern Arizona		W	70-57
J7	Gonzaga (18)	Lot	W	90-95
J14	Air Force		W	50-47
J19	BYU		W	73-58
J21	Utah		L	51-81
J26	at Wyoming		L	67-79
J28	at Colorado State		W	70-64
F2	San Diego State		L	65-78
F5	UNLV		Wot	84-81
F9	at Air Force		L	44-47

F16	at BYU		L	62-68
F19	at Utah		L	65-66
F23	Colorado State		W	72-60
F25	Wyoming		W	74-65
F28	at San Diego State		L	71-84
M2	at UNLV		L	82-91
M7	at UNLV	MW	L2ot	117-120
M13	at Minnesota	NIT	L	62-96



RITCHIE MCKAY
2003-07
82-69 (.543) / 5 seasons

2002-03 (10-18, 4-10 Mountain West)

N23	Cal		L	68-76
N25	Northwestern State		W	60-56
N30	at New Mexico State		L	58-59
D2	Northeastern		W	90-88
D6	Purdue Fort Wayne		W	91-66
D15	New Mexico State		L	60-72
D18	at Texas Tech		L	71-98
D21	Southern Utah		L	57-69
D28	Portland State	Lobo Inv	W	69-52
D29	Pepperdine	Lobo Inv	L	68-88
J4	at Tennessee		L	64-71
J7	Northern Arizona		W	59-57
J13	at Colorado State		L	54-78
J18	at Wyoming	Lot	W	81-85
J22	Western New Mexico		W	107-49
J25	San Diego State		W	66-62
J27	UNLV		L	66-75
F1	at BYU		L	64-80
F3	at Utah		L	68-78
F8	Air Force		W	73-59
F15	Wyoming		L	91-103
F17	Colorado State		W	82-72
F22	at UNLV		L	69-74
F24	at San Diego State		L	73-89
M1	Utah (22)			

YEAR-BY-YEAR RESULTS

F28	San Diego State	W	72-60
M1	UNLV	L	75-78
M6	at Colorado State	L	66-76
M11	vs. UNLV ¹	MW	L 53-55

¹-Denver, Colo.

2004-05 (26-7, 10-4 Mountain West)

MOUNTAIN WEST TOURNAMENT CHAMPIONS

N12	North Carolina A&T	NABC	W	77-59
N13	Santa Clara	NABC	W	93-59
N14	Duquesne	NABC	W	82-74
N19	Western New Mexico		W	93-53
N22	at Oregon		L	75-79
N27	Northern Arizona		W	81-70
D1	New Mexico State		W	99-80
D4	at New Mexico State		W	84-66
D9	Northern Colorado		W	86-52
D12	Arkansas-Pine Bluff		W	77-53
D18	Tennessee		W	77-58
D22	Wake Forest (5)		L	64-81
D28	Mississippi Valley State	Lobo Inv	W	101-68
D29	Troy	Lobo Inv	W	88-66
J3	at UT Arlington		W	64-55
J8	Wyoming		W	89-75
J15	at Air Force		L	62-64
J22	at Utah		L	58-69
J24	at BYU		L	53-68
J29	UNLV		W	62-59
J31	San Diego State		W	88-71
F5	at Colorado State		W	55-47
F7	at Wyoming		L	71-88
F14	Air Force		W	63-52
F19	BYU		W	91-72
F21	Utah (13)		W	65-54
F26	at San Diego State		W	78-61
F28	at UNLV		W	77-66
M5	Colorado State		W	72-61
M10	vs. BYU ¹	MW	W	85-71
M11	vs. San Diego State ¹	MW	W	77-67
M12	vs. Utah ¹ (15)	MW	W	60-56
M18	vs. Villanova ² (19)	NCAA	L	47-55

¹-Denver, Colo.; ²-Nashville, Tenn.

2005-06 (17-13, 8-8 Mountain West)

N18	South Carolina State	Thorpe	W	56-47
N19	Mississippi	Thorpe	W	95-42
N20	Southern Utah	Thorpe	W	62-48
N23	at Kansas State		L	56-68
N26	UTEP		W	76-72
D3	at New Mexico State		L	61-67
D10	vs. Washington ¹ (13)	Wooden	L	71-81
D13	New Mexico State		Wot	71-68
D17	Oregon		W	68-61
D20	Alcorn State		W	87-75
D22	at San Diego		L	56-63
D28	Dartmouth	Lobo Inv	W	66-60
D29	UT Arlington	Lobo Inv	W	63-51
J4	at Utah		L	49-64
J7	Colorado State		W	83-75
J11	TCU		W	56-54
J14	at Wyoming		L	70-77
J21	Air Force		W	62-59
J25	at San Diego State		L	69-75
J28	at UNLV		L	56-67
F1	BYU		L	71-77
F4	Utah		W	64-53
F8	at Colorado State		W	80-78
F11	at TCU		W	53-42
F15	Wyoming		W	47-45
F22	at Air Force		L	46-51
F25	San Diego State		L	66-73
M1	UNLV		W	47-39


M4	at BYU		L	68-76
M9	vs. UNLV ²	MW	L	64-65

¹-Anaheim, Calif.; ²-Denver, Colo.

2006-07 (15-17, 4-12 Mountain West)

N10	Abilene Christian		W	91-54
N12	Sacramento State		W	92-56
N14	Colorado		W	106-65
N21	Kansas State		W	78-54
N28	New Mexico State		W	79-76
D3	at UTEP		L	63-87
D5	at New Mexico State		L	72-103
D16	North Carolina A&T		W	86-78
D17	Longwood		W	79-60
D19	Charleston Southern		W	76-69
D22	vs. Wichita State ¹ (8)	Las Vegas	W	71-68
D23	vs. Kansas State ¹	Las Vegas	L	56-72
D28	Alcorn State	Lobo Inv	W	91-59
D29	Pepperdine	Lobo Inv	W	101-96
J1	at Texas Tech		L	68-70
J3	at TCU		L	52-64
J6	Colorado State		L	79-88
J9	Air Force (18)		L	57-65
J13	Utah		Wot	86-82
J17	at San Diego State		L	68-73
J24	BYU		L	49-70
J27	at UNLV		Lot	72-76
J30	Wyoming		W	91-83
F3	at Colorado State		W	70-66
F10	at Air Force (15)		L	51-60
F14	at BYU		L	83-96
F17	TCU		W	74-58
F20	San Diego State		Lot	74-81
F24	at Utah		L2ot	91-93
F28	UNLV		L	83-85
M3	at Wyoming		L	67-76
M6	vs. TCU ¹	MW	L	54-62

¹-Las Vegas, Nev.



STEVE ALFORD
2008-13
155-52 (.749) / 6 seasons

2007-08 (24-9, 11-5 Mountain West)

N9	at Colorado		W	54-47
N12	Eastern Washington		W	92-57
N13	Presbyterian	Travelers	W	88-57
N14	St. Bonaventure	Travelers	W	81-54
N15	Loyola Marymount	Travelers	W	86-58
N21	Hawaii		W	89-60
N28	Southern Utah		W	57-48
D1	at Mississippi		L	77-85
D4	at New Mexico State		L	62-71
D8	San Diego		W	57-47
D15	Texas Tech		W	80-63
D19	New Mexico State		W	83-69
D23	Weber State		W	62-32
D27	at Hawaii		W	79-69
J2	at UTEP		Wot	86-85
J5	at Wyoming		W2ot	99-92
J12	San Diego State		L	67-72
J15	at TCU		L	72-74
J19	Air Force		W	59-44
J22	Utah		Wot	77-67
J26	at BYU		L	66-83
F2	at UNLV		L	60-79
F5	Colorado State		W	91-51
F9	Wyoming		W	100-55
F13	at San Diego State		W	73-63

F16	TCU		W	64-48
F20	at Air Force		W	68-51
F23	at Utah		W	72-71
F26	BYU		Lot	69-70
M4	UNLV		W	71-52
M8	at Colorado State		W	71-52
M13	vs. Utah ¹	MW	Lot	80-82
M19	at Cal	NIT	L	66-68

¹-Las Vegas, Nev.

2008-09 (22-12, 12-4 Mountain West)

MOUNTAIN WEST REGULAR SEASON CHAMPS

N14	Southeast Missouri State		W	102-59
N16	at Creighton		L	75-82
N20	Grambling State		W	96-50
N22	UCF		L	71-72
N24	CSUN		W	85-74
N29	vs. VCU ¹	Cancun	L	55-67
N30	vs. Drake ¹	Cancun	L	62-68
D6	Southern Miss		W	60-58
D10	at San Diego		W	57-54
D13	Mississippi		W	103-70
D17	Oral Roberts		W	66-63
D20	at Texas Tech		L	78-86
D23	New Mexico State		W	76-62
D30	at New Mexico State		W	68-66
J3	at UNLV		L	58-60
J6	UTEP		L	60-73
J10	Air Force		W	78-53
J17	BYU		W	81-62
J21	at San Diego State		L	76-81
J24	at TCU		W	69-52
J28	Colorado State		W	68-50
J31	at Utah		L	68-69
F3	Wyoming		W	85-57
F7	UNLV		Wot	73-69
F11	at Air Force		W	76-66
F17	at BYU		L	62-73
F21	San Diego State		W	75-49
F24	TCU		W	76-62
F28	at Colorado State		W2ot	81-79
M3	Utah		W	77-71
M7	at Wyoming		W	74-73
M12	vs. Wyoming ²	MW	L	67-75
M17	Nebraska	NIT	W	83-71
M19	at Notre Dame	NIT	L	68-70

¹-Cancun, Mexico; ²-Las Vegas, Nev.

2009-10 (30-5, 14-2 Mountain West)

MOUNTAIN WEST REGULAR SEASON CHAMPS

N14	UC Riverside		W	67-51
N17	at New Mexico State		W	97-87
N20	Nicholls		W	83-59
N21	Louisiana Tech		W	81-52
N22	Miami (Ohio)		W	85-60
N27	at Hawaii		W	83-71
D2	Cal		W	86-78
D5	New Mexico State		W	75-58
D9	at San Diego		W	82-78
D12	vs. Texas A&M ¹ (16)		W	84-81
D16	[19] Northern Arizona		W	96-57
D19	[19] Creighton	MW/MVC	W	66-61
D23	[13] at Oral Roberts		L	66-75
D29	[19] Texas Tech (20)		W	90-75
J1	[19] Dayton		W	68-66
J5	[15] at San Diego State		L	64-74
J9	[15] UNLV		L	62-74
J13	Utah		W	74-57
J16	at Wyoming		W	70-68
J20	at Air Force		W	73-50
J23	Colorado State		W	82-64

J27	[23] BYU (12)		W	76-72
J30	[23] at TCU		W	73-57
F6	[15] San Diego State		Wot	88-86
F10	[15] at UNLV (23)		W	76-66
F13	[15] at Utah		Wot	68-65
F17	[12] Wyoming		W	83-61
F20	[12] Air Force		W	59-56
F23	[10] at Colorado State		W	72-66
F27	[10] at BYU (13)		W	83-81
M3	[8] TCU		W	73-66
M11	[8] vs. Air Force ²	MW	W	75-69
M12	[8] vs. San Diego State ²	MW	L	69-72
M18	[8] vs. Montana ³	NCAA	W	62-57
M20	[8] vs. Washington ³	NCAA	L	64-82

¹-Houston, Texas; ²-Las Vegas, Nev.; ³-San Jose, Calif.

2010-11 (22-13, 8-8 Mountain West)

N13	Detroit		W	63-54
N16	Arizona State		W	76-62
N20	at Cal		L	64-89
N24	Northwood		W	78-56
N28	San Diego		W	75-46
D1	at Southern Illinois	MW/MVC	W	74-59
D4	at New Mexico State		Wot	84-78
D11	New Mexico State		W	78-62
D17	Longwood		W	91-54
D19	The Citadel		W	84-58
D22	vs. Colorado ¹	Las Vegas	W	89-76
D23	vs. Northern Iowa ¹	Las Vegas	L	60-66
D29	at Texas Tech		W	61-60
J1	at Dayton		L2ot	73-76
J5	Cal State Bakersfield		W	102-62
J8	at Wyoming		L	66-67
J12	Colorado State		W	68-61
J15	San Diego State (6)		L	77-87
J18	at Utah		L	72-82
J22	at UNLV		L	62-63
J26	TCU		L	71-46
J29	BYU (9)		W	86-77
F1	at Air Force		W	75-61
F9	Wyoming		W	68-57
F12	at Colorado State		L	62-68
F16	at San Diego State (6)		L	62-68
F19	Utah		L	62-64
F23	UNLV		Lot	74-77
F26	at TCU		W	80-70
M2	at BYU (3)		W	82-64
M5	Air Force		W	66-61
M10	vs. Colorado State ¹	MW	W	67-61
M11	vs. BYU ¹ (8)	MW	L	76-87
M15	UTEP	NIT	W	69-57
M21	at Alabama	NIT	L	67-74

¹-Las Vegas, Nev.

2011-12 (28-7, 10-4 Mountain West)

MW REG. SEASON & TOURNAMENT CHAMPS

N11	New Orleans		W	92-40
N16	New Mexico State		L	53-62
N18	at Arizona State		W	76-71
N24	vs. Santa Clara ¹	76	Lot	76-79
N25	vs. Washington State ¹	76	W	72-62
N27	vs. Boston College ¹	76	W	75-57
N30	Idaho State		W	65-41
D3	Missouri State	MW/MVC	W	76-60
D10	at USC		W	44-41
D17	vs. Oklahoma State ²	All College	W	66-56
D20	Montana State		W	91-46
D22	UMKC		W	87-62
D28	at New Mexico State		W	89-69
D31	Saint Louis		W	64-60
J3	Houston Baptist		W	98-61

YEAR-BY-YEAR RESULTS

J7	North Dakota	W	85-57
J14	at Wyoming	W	72-62
J18	San Diego State (16)	L	70-75
J21	at UNLV (14)	L	63-80
J25	Colorado State	W	85-52
J28	TCU	W	71-54
J31	at Air Force	W	81-42
F4	at Boise State	W	65-49
F11	Wyoming	W	48-38
F15	at San Diego State (13)	W	77-67
F18	UNLV (11)	W	65-45
F21	[18] at Colorado State	L	63-71
F25	[18] at TCU	L	64-83
F29	Air Force	W	79-64
M3	Boise State	W	76-61
M8	vs. Air Force ³	MW	W 79-64
M9	at UNLV (20)	MW	W 72-67
M10	vs. San Diego State ³	MW	W 68-59
M15	[21] vs. Long Beach St. ⁴	NCAA	W 75-68
M17	[21] vs. Louisville ⁴ (17)	NCAA	L 56-59

¹Anaheim, Calif.; ²Oklahoma City, Okla.; ³Las Vegas, Nev.; ⁴Portland, Ore.

2012-13 (29-6, 13-3 Mountain West)

MW REG. SEASON & TOURNAMENT CHAMPS

N13	Davidson	W	86-81
N16	vs. UIC ¹	Paradise	W 66-59
N18	vs. George Mason ¹	Paradise	W 70-69
N19	vs. Connecticut ¹ (21)	Paradise	W 66-60
N23	Idaho	W	73-58
N25	Portland	W	69-54
N28	[25] Mercer	W	76-58
D1	[25] at Indiana State	MW/MVC	Wot 77-68
D5	[18] USC	W	75-67
D8	[18] Valparaiso	W	65-52
D15	[17] New Mexico State	W	73-58
D19	[16] at New Mexico State	W	68-63
D22	[16] South Dakota State	L	65-70
D27	at Cincinnati (8)	W	55-54
D31	[20] at Saint Louis	L	44-60
J9	[25] UNLV (24)	W	65-60
J12	[25] Fresno State	W	72-45
J16	[19] at Boise State	Wot	79-74
J23	[15] Colorado State	W	66-61
J26	[15] at San Diego State	L	34-55
J30	[20] at Wyoming	W	63-59
F2	[20] Nevada	W	75-62
F6	[15] Air Force	W	81-58
F9	[15] at UNLV	L	55-64
F13	[19] at Fresno State	W	54-48
F16	[19] Boise State	W	60-50
F23	[16] at Colorado State (22)	W	91-82
F27	[14] San Diego State	W	70-60
M2	[14] Wyoming	W	53-42
M6	[12] at Nevada	W	75-62
M9	[12] at Air Force	L	88-89
M13	[15] vs. Wyoming ²	MW	W 59-46
M14	[15] vs. San Diego State ²	MW	W 60-50
M15	[15] at UNLV	MW	W 63-56
M21	[10] vs. Harvard ³	NCAA	L 62-68

¹St. Thomas, USVI; ²Las Vegas, Nev.; ³Salt Lake City, Utah



CRAIG NEAL
2014-17
76-52 (.594) / 4 seasons

2013-14 (27-7, 15-3 Mountain West)

MOUNTAIN WEST TOURNAMENT CHAMPIONS

N9	[23] Alabama A&M	W	88-52
N17	[22] Charleston Southern	W	109-93
N21	[19] vs. UAB ¹	Charleston W2ot	97-94
N22	[19] vs. Massachusetts ¹	Charleston L	65-81
N24	[19] vs. Davidson ¹	Charleston W	78-59
N30	San Diego	W	73-66
D4	at New Mexico State	W	79-70
D7	Cincinnati	W	63-54
D14	vs. Kansas ² (13)	L	63-80
D17	New Mexico State	L	61-67
D21	vs. Marquette ³	W	75-68
D23	Grand Canyon	W	80-68
J4	Colorado State	W	80-73
J8	at Wyoming	Wot	72-69
J11	at San Jose State	W	69-65
J15	UNLV	L	73-76
J18	at Fresno State	W	89-78
J21	Boise State	W	84-75
J25	at Colorado State	W	68-66
J28	at Utah State	W	78-65
F1	San Jose State	W	72-47
F5	Wyoming	Wot	66-61
F12	at Boise State	L	70-71
F15	Nevada	W	90-72
F19	at UNLV	W	68-56
F22	San Diego State (6)	W	58-44
F25	[25] Utah State	W	67-58
M2	[25] at Nevada	W	72-58
M5	[21] Air Force	W	80-52
M8	[21] at San Diego State (10)	L	48-51
M13	[20] vs. Fresno State ³	MW	W 93-77
M14	[20] vs. Boise State ³	MW	W 70-67
M15	[20] vs. San Diego St. ³ (9)	MW	W 64-58
M21	[17] vs. Stanford ⁴	NCAA	L 53-58

¹Charleston, S.C.; ²Kansas City, Mo.; ³Las Vegas, Nev.; ⁴St. Louis, Mo.

2014-15 (15-16, 7-11 Mountain West)

N14	Idaho State	W	79-55
N16	Cal State Fullerton	W	67-59
N20	vs. Boston College ¹	Puerto Rico L	65-69
N21	vs. George Mason ¹	Puerto Rico W	69-58
N23	vs. Texas A&M ¹	Puerto Rico L	51-64
N30	USC	L	54-66
D3	New Mexico State	W	62-47
D6	at Valparaiso	W	64-36
D13	UL Monroe	W	54-46
D17	Central Arkansas	W	76-55
D20	at New Mexico State	W	69-67
D23	at Grand Canyon	L	65-68
D31	Fresno State	W	76-64
J3	Colorado State (24)	W	68-53
J6	at San Diego State	L	42-56
J10	at Utah State	W	66-60
J14	Air Force	W	60-48
J18	Boise State	L	59-69
J21	at UNLV	W	71-69
J24	at Wyoming	Lot	62-63
J31	San Jose State	W	67-41
F4	at Air Force	L	49-53
F7	Utah State	L	60-63
F10	at Colorado State	L	59-70
F14	at Nevada	Lot	63-66

F17	San Diego State	L	46-63
F21	UNLV	L	68-76
F24	at Boise State	L	65-76
F28	at Fresno State	L	55-59
M7	Wyoming	Wot	52-49
M11	vs. Air Force ²	MW	L 61-68

¹San Juan, P.R.; ²Las Vegas, Nev.

2015-16 (17-15, 10-8 Mountain West)

N13	Texas Southern	W	80-69
N15	at New Mexico State	W	83-74
N18	Loyola-Chicago	MW/MVC	W 75-51
N21	at USC	L	82-90
N25	Nicholls	W	75-63
D1	Oral Roberts	W	91-75
D5	at Purdue (11)	L	58-70
D12	Northern Iowa	W	76-57
D16	New Mexico State	W	79-61
D19	Rice	L	89-90
D22	vs. Auburn ¹	Diamond Hd L	78-83
D23	vs. BYU ¹	Diamond Hd L	66-96
D25	vs. Washington State ¹	Diamond Hd L	59-82
D30	Nevada	W	88-76
J2	at Fresno State	W	77-62
J9	Utah State	W	77-59
J12	at UNLV	L	74-86
J16	Wyoming	L	68-70
J23	at San Jose State	W	83-64
J27	Air Force	W	84-55
J30	at Boise State	W	88-83
F2	UNLV	W	87-83
F6	at San Diego State	Lot	71-78
F9	at Utah State	L	72-80
F13	San Jose State	W	74-58
F17	Boise State	W	80-78
F20	at Air Force	L	72-76
F23	at Colorado State	L	69-86
F27	Fresno State	L	82-92
M1	San Diego State	L	56-83
M5	at Nevada	W	71-66
M10	vs. Nevada ²	MW	L 62-64


¹Honolulu, Hawaii; ²Las Vegas, Nev.

2016-17 (17-14, 10-8 Mountain West)

N11	Idaho State	W	81-70
N14	Houston Baptist	W	95-79
N18	New Mexico State	W	72-59
N24	vs. Virginia Tech ¹	Wooden L	72-92
N25	vs. CSUN ¹	Wooden W	105-89
N27	vs. Dayton ¹	Wooden L	57-64
N30	Abilene Christian	W	64-55
D3	at Illinois State	MW/MVC	L 74-79
D7	UTEP	W	78-77
D10	at New Mexico State	L	71-84
D17	Arkansas-Pine Bluff	W	83-43
D20	at Arizona (18)	L	46-77
D28	Fresno State	W	78-73
J1	at San Diego State	W	68-62
J4	at Utah State	L	75-79
J7	Nevada	Lot	104-105
J10	UNLV	L	66-71
J14	at Colorado State	W	84-71
J17	at Boise State	W	81-70
J21	Wyoming	W	78-71
J24	Utah State	W	74-61
J28	at Nevada	L	65-82
F1	at UNLV	W	80-77
F4	San Jose State	L	68-78
F8	at Air Force	W	74-67
F14	Boise State	W	78-73
F18	at Fresno State	L	61-71

F21	Colorado State	L	56-68
F25	at Wyoming	L	71-82
M4	San Diego State	W	64-59
M9	vs. Fresno State ²	MW	L 60-65

¹Fullerton, Calif.; ²Las Vegas, Nev.



DR. PAUL WEIR
2018-21
58-63 (.479) / 4 seasons

2017-18 (19-15, 12-6 Mountain West)

N11	Northern New Mexico	W	147-76
N14	Nebraska-Omaha	W	103-71
N17	at New Mexico State	L	56-75
N21	Tennessee Tech	L	96-104
N24	vs. TCU ¹	Emerald	L 67-69
N25	vs. Maryland ¹	Emerald	L 65-80
N29	Evansville	MW/MVC	W 78-59
D2	at UTEP	L	76-88
D6	at Colorado	L	57-75
D9	New Mexico State	L	62-65
D16	Arizona (23)	L	73-89
D19	Rice	W	78-69
D22	Prairie View A&M	W	87-78
D27	Air Force	W	87-58
D30	at Nevada	L	74-77
J3	at Boise State	L	62-90
J6	San Jose State	W	80-47
J10	Wyoming	W	75-66
J13	at Fresno State	L	80-89
J17	at UNLV	W	85-81
J20	San Diego State	W	79-75
J27	Colorado State	W	80-65
J31	at Utah State	L	80-89
F3	at San Jose State	W	71-68
F6	Boise State	L	71-73
F10	at Air Force	L	92-100
F14	Utah State	W	78-63
F20	at Wyoming	W	119-114
F25	UNLV	W	91-90
F28	at Colorado State	W	108-87
M3	Fresno State	Wot	95-86
M8	vs. Wyoming ²	MW	W 85-75
M9	vs. Utah State ²	MW	W 83-68
M10	vs. San Diego State ²	MW	L 75-82

¹Noxville, Fla.; ²Las Vegas, Nev.

2018-19 (14-18, 7-11 Mountain West)

N6	at CSUN	W	87-84
N13	Iona	W	90-83
N17	New Mexico State	L	94-98
N24	UTEP	W	84-78
D1	at Bradley	MW/MVC	W 85-75
D4	at New Mexico State	L	65-100
D7	vs. Saint Mary's ¹	L	60-85
D11	Colorado	L	75-78
D16	Central Arkansas	W	82-70
D18	North Texas	L	65-74
D22	Penn	L	65-75
D30	at Univ. of the Southwest	W	103-47
J2	at Air Force	W	65-58
J5	Nevada (6)	W	85-58
J8	UNLV	L	69-80
J12	at Colorado State	L	69-91
J15	at San Diego State	L	77-97
J19	Wyoming	W	83-53
J22	at UNLV	L	58-74
J26	Utah State	L	66-68
F2	at Fresno State	L	70-82

YEAR-BY-YEAR RESULTS

F5	San Diego State	W	83-70	M10	vs. Fresno State ³	MW	L	77-85
F9	at Nevada (6)	L	62-91	<small>1-Houston, Texas; 2-Lubbock, Texas; 3-St. George, Utah; 4-USAFSA, Colo.; 5-Las Vegas, Nev.</small>				
F13	San Jose State	W	92-60					
F16	Fresno State	L	73-81					
F20	at Utah State	L	55-71					
F26	at San Jose State	L	82-89					
M2	Colorado State	W	77-65					
M6	Boise State	W	73-72					
M9	at Wyoming	L	81-88					
M13	vs. Wyoming ²	MW	W	78-68				
M14	vs. Utah State ²	MW	L	83-91				

1-Los Angeles, Calif.; 2-Las Vegas, Nev.

2019-20 (19-14, 7-11 Mountain West)

N6	Eastern New Mexico	W	92-71					
N9	CSUN	W	97-70					
N13	Green Bay	W	93-78					
N16	McNeese	W	90-80					
N19	at UTEP	L	63-66					
N21	at New Mexico State	W	78-77					
N25	vs. Auburn ¹ (18)	Legends	L	59-84				
N26	vs. Wisconsin ¹	Legends	W	59-50				
D1	Montana	W	72-63					
D4	Boise State	W	80-78					
D7	at Wyoming	W	79-65					
D14	New Mexico State	W	69-62					
D17	Grand Canyon	W	91-71					
D22	Houston Baptist	W	107-88					
D29	UC Davis	W	74-69					
J1	at San Jose State	L	85-88					
J7	Fresno State	W	78-64					
J11	Air Force	W	84-78					
J15	at Colorado State	L	72-105					
J18	at UNLV	L	78-99					
J21	San Jose State	W	86-59					
J25	at Nevada	L	74-96					
J29	San Diego State (4)	L	57-85					
F1	at Fresno State	L	77-82					
F8	Wyoming	W	97-68					
F11	at San Diego State (4)	L	59-82					
F15	UNLV	L	73-78					
F18	Nevada	L	74-88					
F23	at Boise State	L	61-74					
F26	at Air Force	L	58-60					
F29	Utah State	W	66-64					
M4	vs. San Jose State ²	MW	W	79-66				
M5	vs. Utah State ²	MW	L	70-75				

1-Brooklyn, N.Y.; 2-Las Vegas, Nev.

2020-21 (6-16, 2-15 Mountain West)

D13	at Rice	W	72-61					
D15	vs. Our Lady of the Lake ¹	W	104-65					
D17	vs. LeTourneau ¹	W	90-58					
D21	at Boise State	L	53-77					
D23	at Boise State	L	52-89					
D31	vs. Nevada ²	L	54-68					
J2	vs. Nevada ²	L	74-84					
J6	vs. Utah State ²	L	45-77					
J8	vs. Utah State ²	L	46-82					
J13	at Dixie State	W	72-63					
J16	at UNLV	L	54-77					
J18	at UNLV	L	46-53					
J21	vs. San Jose State ³	W	67-51					
J23	vs. San Jose State ³	L	71-83					
J28	at Fresno State	Lot	62-64					
J30	at Fresno State	L	55-65					
F17	vs. Wyoming ⁴	Lot	74-83					
F19	vs. Wyoming ⁴	L	67-79					
F22	at Air Force	W	73-65					
F24	at Air Force	L	55-62					
M3	at Colorado State	L	73-87					