

REBEL FOOTBALL

UNLV WEEKLY GAME NOTES



MARK WALLINGTON • O: (702) 895-4472 • C: (702) 528-6291 • EMAIL: mark.wallington@unlv.edu • @UNLVFBSID

SARAH MICINSKI • O: (702) 895-3207 • C: (509) 499-4656 • EMAIL: sarah.micinski@unlv.edu • @sarahsaj25

2021 REBEL QUICK FACTS

ELEVATION:	2,100 Feet
FOUNDED:	1957
ENROLLMENT:	31,142
ALL-TIME RECORD:	254-353-4 (54th year)
MW RECORD:	46-121 (23rd year)
RECORD IN STADIUM:	0-7 (2nd year)
HEAD COACH:	Marcus Arroyo (SJSU '03)
ARROYO UNLV REC:	0-14 (2nd year)

GAME 9



UNLV REBELS (0-8/0-4 Mountain West)



At New Mexico (3-5/1-3 Mountain West)



DATE: Saturday, Nov. 6, 2021

KICKOFF: 4:06 pm PT

SITE: University Stadium (39,224/FieldTurf), Albuquerque, NM

TV/STREAM: Stadium (Ari Wolfe & Max Browne)

RADIO: ESPN 1100 AM & 100.9 FM (Russ Langer, Caleb Herring & Steve Cofield)

ONLINE: Live Stats at www.unlvrebels.com



SATURDAY'S PREVIEW...

UNLV (0-8/0-4) will play on a Saturday for the first time in three weeks when it travels to New Mexico (3-5/1-3)

... The game will be shown by Stadium and available online at unlvrebels.com and on various Sinclair stations, including Cox channel 90 in Las Vegas ... The Rebels are coming off a 51-20 loss at in-state rival UNR while the Lobos had the week off ... All eight opponents who have played UNLV in 2021 currently boast a winning record and combine for an eye-popping mark of 49-17 ... Earlier this year the Rebels played three consecutive games vs. ranked teams for the first time in school history and four of the seven FBS teams who faced UNLV have spent time in the AP Top 25 ... Currently standing 27th in the nation with 93.6 YPG, **Charles Williams** comes

in with the most career net rushing yards gained on the FBS level (3,689) among all current players. Liberty's **Joshua Mack** has more career yards but a majority of them were gained on the FCS level before transferring to his current school. Williams needs 45 yards to pass **Tim Cornett** (2010-13) and become UNLV's career rushing king ... After adding a pick on Friday in Reno, DB **Phillip Hill** is tied for second in the Mountain West with three interceptions, which is one more than UNLV had as a team during the shortened 2020 season. The Rebels now have six interceptions overall this fall.

FBS ACTIVE CAREER RUSH LEADERS*

1.	3,689	Charles Williams	UNLV
2.	3,454	Breece Hall	Iowa State
3.	3,341	Sincere McCormick	UTSA
4.	3,288	Shamari Brooks	Tulsa
5.	3,261	Bryant Koback	Toledo

*Reflects net yards gained on FBS level only

REBELS vs. LOBOS NOTES...

Despite UNLV and New Mexico both calling Las Vegas home last season during the pandemic, the teams have not played each other since 2018 ... UNM's 50-14 win in the most recent meeting, which took place at now-closed Sam Boyd Stadium, tied the all-time series at 12-12 ... UNLV has taken six of the last nine vs. UNM, including the last two staged in Albuquerque ... Eight of the last 14 games played between these two programs have been decided by seven points or less ... These schools played five straight seasons (1978-82) when UNLV first thought itself headed to the Western Athletic Conference ... Ironically, the teams never met while both actually were members of the WAC (1996-98) ... UNLV's second-year running backs coach **Scott Baumgartner**, who is in his first season also serving as the Rebels' special teams coordinator, was a member of the Lobos' staff from 2013-19.

DATE	OPPONENT	TIME/SCORE	TV	SERIES	ATTEND	THE NOTE TO KNOW
Sept. 2	EASTERN WASH.	L, 35-33 (20T)	Stadium	EWU 1-0	21,970	Rebs score final 14 points in regulation to force OT
Sept. 11	at #23/25 Arizona State	L, 37-10	ESPN2	Tied 1-1	42,918	ASU scores final 23 points after halftime to pull away
Sept. 18	#14/14 IOWA STATE	L, 48-3	CBS SN	ISU 5-1	35,193	7th-largest crowd to see UNLV play in Las Vegas
Sept. 24	at #22/25 Fresno State	L, 38-30	CBS SN	FS 17-7	35,093	Bulldogs rally for final nine points to take thriller
Oct. 2	at UTSA	L, 24-17	ESPN+	UTSA 1-0	20,154	Roadrunners take first-ever meeting between schools
Oct. 16	UTAH STATE	L, 28-24	CBS SN	USU 18-7	21,322	Chuck Wagon's career-night on ground not enough
Oct. 21	SAN JOSE STATE (HC)	L, 27-20	CBS SN	SJSU 18-7-1	19,318	Rebels drop fourth straight one-score game
Oct. 29	at UNR	L, 51-20	CBS SN	UNR 28-19	28,960	WR Jenkins' dozen catches ties for third-most at UNLV
Nov. 6	at New Mexico	4:00 pm PT	Stadium	Tied 12-12		Rebels have won two straight in Albuquerque
Nov. 13	HAWAII	1:00 pm PT	Spectrum Sports	UH 18-12		Ninth Island Trophy on the line again vs. Warriors
Nov. 19	SAN DIEGO STATE	8:30 pm PT	CBS SN	SDSU 20-10		Friday Night Lights: Senior home finale kicks off at 8:30
Nov. 26	at Air Force	12:30 pm PT	CBS SN	AFA 16-6		UNLV ends regular season at AFA for 1st time since 2001



2021 REBEL FOOTBALL

2021 REBEL RUNDOWN

Record:	0-8
Home:	0-4
Away:	0-4
Day Games (Start before 5 pm):	0-1
Night Games (Start after 5 pm):	0-7
TV Games:	0-8
on CBS Sports Network	0-5
on Stadium	0-1
on ESPN2	0-1
on ESPN+	0-1
on Spectrum	0-0
When Scoring First:	0-4
When Opponent Scores First:	0-4
When Leading at Halftime:	0-4
When Trailing at Halftime:	0-4
When Tied at Halftime:	0-0
When Leading After 3rd Quarter:	0-2
When Trailing After 3rd Quarter:	0-6
In Overtime Games:	0-1
When Scoring <20 Points:	0-3
When Scoring 20-29 Points:	0-3
When Scoring 30+ Points:	0-2
When Allowing <20 Points:	0-0
When Allowing 20-29 Points:	0-3
When Allowing 30+ Points:	0-5
When Rushing <100 Yards:	0-5
When Rushing 100-199 Yards:	0-2
When Rushing 200+ Yards:	0-1
When Passing <200 Yards:	0-4
When Passing 200-299 Yards:	0-3
When Passing 300+ Yards:	0-1
When <300 Yards Total Offense:	0-3
When 300+ Yards Total Offense:	0-5
When Allowing <100 Yds Rush:	0-3
When Allowing 100-199 Yds Rush:	0-3
When Allowing 200+ Yds Rush:	0-2
When Allowing <200 Yds Pass:	0-1
When Allowing 200-299 Yds Pass:	0-3
When Allowing 300+ Yds Pass:	0-4
When Allowing 400+ Yds Tot Off:	0-7
When Having 100-Yard Rusher:	0-3
When Allowing 100-Yard Rusher:	0-3
When Making No Turnovers:	0-1
When Making 1-2 Turnovers:	0-5
When Making 3+ Turnovers:	0-2
When No Takeaways:	0-1
When 1-2 Takeways:	0-6
When 3+ Takeaways:	0-1
When More Time of Poss:	0-4
When Playing on Artificial Turf:	0-7
When Playing on Natural Grass:	0-1
When Game Decided by TD or Less:	0-5
When Game Decided by FG or Less:	0-1

#BEaREBEL

REBELATIONS...

The Rebels have lost five games this season by one score ... WR **Steve Jenkins** shined at Mackay Stadium for the second straight trip, finishing with 12 receptions for 133 yards in Reno on Friday. It was his second 100-yard game of the season and second at UNR after a 140-yard, two-TD performance in 2019. The dozen catches on Friday tied for the third-most in school history and were the most by a Rebel since **Phillip Payne** had 13 vs. Southern Utah in 2011. Jenkins leads the team in catches (32), yards (420) and touchdown receptions (4) ... UNLV has two of the top tacklers in the MW this fall as **Austin Ajiake** is 22nd in the nation with 9.2 TPG while fellow-LB **Jacoby Windmon** is tied for 25th at 9.0 ... The Rebels rank 19th nationally in Red Zone Offense at 91.7 percent (22-24). The team's only misses inside the opponent 20-yard line this season came at UTSA when UNLV failed to convert on a fourth-and-one at the Roadrunner 20 and then when the clock ran out to end the SJSU game ... On the other side, UNLV ranks 51st in Red Zone Defense, with opponents converting to points at an 80.5% clip ... UNLV PK **Daniel Gutierrez** set the school record by making his 15th and then 16th consecutive field goal vs. SJSU, besting **Jim Cook's** long-standing mark of 14 straight set in 1987, before his fourth-quarter attempt was blocked to end the historic streak. Gutierrez had made at least one field goal in every game this fall before he did not attempt one last week at UNR ... UNLV started a different quarterback in the first three games of the season (all of whom were making their first collegiate start) before **Doug Brumfield** took the opening snap at Fresno State for his second start. Former TCU transfer **Justin Rogers** started the season-opener before Brumfield relieved him in the second half. Brumfield then started at ASU before being knocked out with an injury. That necessitated true freshman **Cameron Friel** making his collegiate debut vs. Iowa State in

SUPER SENIORS

Clayton Bradley (OL)
 Giovanni Fauolo Sr. (TE)*
 Julio Garcia II (OL)*
 Daniel Godfrey (TE)*
 Farrell Hester II (ILB)
 Aaron Lewis (DB)
 Kolo Uasike (DL)
 Vic Viramontes (ILB)
 Charles Williams (RB)*
 *Sixth season at UNLV

Game Three -- the first true freshman to start at QB for UNLV since **Omar Clayton** in 2007. Against SJSU, Friel became the first Rebel QB to play an entire game since **Max Gilliam** went the distance vs. Fresno State in Game Three last season ... UNLV, in fact, has had four QBs complete passes this fall as the ISU game also saw the Rebel debut of walk-on grad transfer **Tate Martell**, a summer addition who starred at Las Vegas' Bishop Gorman High School before signing with Ohio State and then transferring to Miami ... Friel's 64.5 completion percentage is on track to break Clayton's school record by a freshman (61.1 in 2007) ... UNLV has not returned a punt for a touchdown in 20 years -- the longest drought in the nation. The last Rebel to do it was **Troy Mason**, who went 52 yards vs. San Diego State on Oct. 13, 2001, at Sam Boyd Stadium ... UNLV's roster includes nine Super Seniors made possible when the NCAA did not count 2020 against player eligibility because of COVID-19. The unusual group of Rebels includes four sixth-year players and one -- offensive lineman **Clayton Bradley**, who transferred to Las Vegas as a sixth-year graduate of USC a year ago and chose to play one more fall -- who is one of 18 players lining up for their SEVENTH season across the FBS this fall

SERIES BREAKDOWN

TIED 12-12

UNLV at UNM RECORD: 6-7
 UNM at UNLV RECORD: 5-6
 UNLV's LARGEST WIN: 65 (72-7 in 1980)
 UNM's LARGEST WIN: 36 (50-14 in 2018)

DATE	SITE	RESULT
9-23-78	Albuquerque	UNM 24-0
10-13-79	Las Vegas	UNLV 28-20
11-1-80	Albuquerque	UNLV 72-7
9-12-81	Las Vegas	UNLV 49-42
9-18-82	Albuquerque	UNM 49-21
9-21-91	Albuquerque	UNLV 23-22
10-30-99	Albuquerque	UNM 27-6
11-11-00	Las Vegas	UNLV 18-14
11-10-01	Albuquerque	UNM 27-17
10-12-02	Las Vegas	UNM 25-16
11-1-03	Albuquerque	UNLV 37-35
10-16-04	Las Vegas	UNM 24-20
9-5-05	Albuquerque	UNM 24-22
10-14-06	Las Vegas	UNM 39-36 OT
11-24-07	Albuquerque	UNM 27-6
11-8-08	Las Vegas	UNLV 27-20
10-24-09	Albuquerque	UNLV 34-17
9-25-10	Las Vegas	UNLV 45-10
11-12-11	Albuquerque	UNM 21-14
11-3-12	Las Vegas	UNLV 35-7
9-28-13	Albuquerque	UNLV 56-42
11-1-14	Las Vegas	UNM 31-28
11-17-17	Albuquerque	UNLV 38-35
10-6-18	Las Vegas	UNM 50-14

SIMPLY REB, PLEASE!

Please remember, UNLV (acronym on all references, please) is home to the **REBEL** football team -- not the Runnin' Rebels! Only the men's basketball team at UNLV is nicknamed the Runnin' Rebels.




2021 REBEL FOOTBALL



ALLEGiant STADIUM: HOME OF THE REBELS

Groundbreaking: Nov. 13, 2017
Construction: Jan. 2018-July 2020
First Football Game: Raiders vs. Saints, Sept. 21, 2020
First UNLV Game: Rebels vs. UNR, Oct. 31, 2020
Cost: \$1.9 billion
Capacity: 65,000
Playing Surfaces: Artificial for UNLV/Natural Grass for NFL
Suites: 127
Club Seats: 8,000
Escalators: 48
Elevators: 22
Doors: 2,200
Structural Steel: 28,000 tons
Trees Planted: 425
Concrete: 105,000 cubic yards
(enough to build a sidewalk from LA to Vegas)
South Video Board: 11,000 square feet



2021 RED ZONE REDUX

UNLV

	Atts	Scores	TD	FG
EASTERN WASH	5	5	3	2
at ASU	2	2	1	1
IOWA STATE	1	1	0	1
at Fresno State	4	4	3	1
at UTSA	3	2	1	1
UTAH STATE	3	3	2	1
SAN JOSE STATE	4	3	2	1
at UNR	2	2	2	0
at New Mexico				
HAWAII				
at San Diego State				
at Air Force				
SEASON TOTAL	24	22	14	8
PCT. SCORING IN RED ZONE:	92%			
PCT. SCORING TD IN RED ZONE:	58%			

OPPONENTS

	Atts	Scores	TD	FG
EASTERN WASH	5	3	1	2
at ASU	6	5	4	1
IOWA STATE	7	6	5	1
at Fresno State	4	4	2	2
at UTSA	4	3	2	1
UTAH STATE	5	2	2	0
SAN JOSE STATE	6	5	3	2
at UNR	5	5	3	2
at New Mexico				
HAWAII				
at San Diego State				
at Air Force				
SEASON TOTAL	42	33	22	11
PCT. SCORING IN RED ZONE:	79%			
PCT. SCORING TD IN RED ZONE:	52%			

POINTS OFF TURNOVERS

UNLV

OPP

UNLV	No	PTS	OPP	No	PTS
EWU	3	6	EWU	2	3
at ASU	1	3	at ASU	0	0
ISU	1	0	ISU	1	7
at FS	1	3	at FS	1	3
at UTSA	0	0	at UTSA	3	14
USU	1	7	USU	2	0
SJSU	2	14	SJSU	1	7
at UNR	2	0	at UNR	3	14
at UNM			at UNM		
UH			UH		
at SDSU			at SDSU		
at AFA			at AFA		
TOTAL	11	33	TOTAL	13	48

**UNLV: 11 Poss., 7 Scores (64%)
4 FG, 3 TD**

**OPP: 13 Poss., 8 Scores (62%)
2 FG, 6 TD**

#BEaREBEL





HEAD COACH @COACHARROYO

Marcus Arroyo was formally introduced Dec. 13, 2019, as the 12th head coach in the history of UNLV Football. Arroyo then used his next two months to hire a staff, win a Rose Bowl and then secure a record-setting recruiting haul of future Rebels.

Case in point: on Feb. 5, 2020, Arroyo announced his first UNLV recruiting class and the impressive group set multiple program records, including earning the No. 1 ranking in the Mountain West by Rivals and No. 2 by 247Sports. One year later, the 2021 class turned heads nationally, ranking eighth among all Group of 5 schools. Its standing of 67th overall was a stunning 36 spots higher than the average ranking for UNLV's classes in the decade previous to Arroyo's arrival on campus (averaged 103rd from 2010-19). In addition, the Class of 2021's average 247Sports per-player rating of .8324 shattered Year One's school-record mark of .8145. This also marked the first time since the introduction of the recruiting rankings that the Rebels finished in the top two of the Mountain West in consecutive years.

Arroyo, who turned 41 in January, took over the Rebels after most recently serving as assistant head coach and offensive coordinator at the University of Oregon. Behind his play-calling, the Ducks won 2019 Pac-12 Conference Championship and then defeated Wisconsin in the Rose Bowl, which marked the eighth bowl game of Arroyo's

career. During his time in Eugene, the Ducks went 28-12 overall, including winning 15 of their last 17 outings.

Arroyo was instrumental in the development of quarterback **Justin Herbert**, the MVP of the Rose Bowl who became the No. 6 overall NFL draft pick and went on to be named the NFL Rookie of the Year after setting multiple league records for a first-year player. Another one of Arroyo's players, offensive lineman **Penei Sewell**, became the first Oregon player to win the Outland Trophy, which is awarded to the most outstanding interior lineman in college football. Arroyo joined Oregon after spending two years as the running backs coach at Oklahoma State, and brought experience as a coach for every offensive position except the offensive line. Prior to going to Stillwater, Arroyo spent the 2014-15 season in the NFL as interim offensive coordinator and play-caller for the Tampa Bay Buccaneers. Before making the move to the NFL, Arroyo spent the 2013 college football season as the offensive coordinator and outside receivers coach at Southern Mississippi. Arroyo's first stint in the Pac-12 saw him spend 2011 and 2012 as the passing-game coordinator and play-caller at California. He spent the 2009 and 2010 campaigns at Wyoming as the offensive coordinator and quarterbacks coach, developing quarterback **Austyn Carta-Samuels** into the Mountain West Freshman of the Year in 2009. In fact, with UNLV rookie receiver **Kyle Williams** earning Freshman All-America and MW Freshman of the Year honors in 2020, Arroyo has now coached four freshman honorees in the last decade alone: WR Williams (UNLV), QB Carta-Samuels (Wyoming), QB **Nick Mullens** (C-USA All-Freshman Team at Southern Miss) and RB **Justice Hill** (Freshman All-America and nation's top rookie rusher at Oklahoma State).

Prior to his time in Laramie, Arroyo was the co-offensive coordinator for two seasons and quarterbacks coach for three campaigns at his alma mater, San Jose State. He was the quarterbacks coach and play-caller for the Spartans in 2006, and added co-offensive coordinator duties from 2007-08 under head coach **Dick Tomey**.

Arroyo began his coaching career with the Spartans in 2003 as an undergraduate assistant coach. He was the offensive coordinator at Prairie View A&M in 2004 before returning to SJSU as a graduate assistant in 2005.

A native of Colfax, California, Arroyo was a three-year letterman at San Jose State, where he played quarterback from 1998-2002. In 2000, he passed for 2,334 yards and 15 touchdowns while leading the Spartans to seven wins, their most in eight seasons. Arroyo graduated from San Jose State in 2003 with a degree in kinesiology. He is married to the former **Kelly Thoni** and the couple has one daughter, Cruz, born in Hattiesburg, Mississippi, in 2013, and recently welcomed a son, Noble Fox Arroyo, in July 2021.



COACHING EXPERIENCE

2020-PR UNLV – Head Coach
 2018-19 Oregon – Assistant Head Coach, Offensive Coordinator, QBs
 2017 Oregon – Co-Offensive Coordinator, Quarterbacks, Tight Ends
 2015-16 Oklahoma State – Running Backs
 2014 Tampa Bay Buccaneers (NFL) – Interim Offensive Coordinator
 2013 Southern Mississippi – Offensive Coordinator, Outside Receivers
 2011-12 California – Passing Game Coordinator
 2009-10 Wyoming – Offensive Coordinator, Quarterbacks
 2007-08 San Jose State – Co-Offensive Coordinator, Quarterbacks
 2006 San Jose State – Quarterbacks, Play Caller
 2005 San Jose State – Offensive Graduate Assistant
 2004 Prairie View A&M – Offensive Coordinator
 2003 San Jose State – Offensive Student Assistant

EDUCATION

San Jose State University, 2003
 Bachelor's degree in kinesiology

PLAYING EXPERIENCE

1998-2002 San Jose State – Lettered three years at QB

PERSONAL DATA

Name: Marcus Arroyo
Birthdate: Jan. 23, 1980
Birthplace: Colfax, CA
Family: Wife, Kelly; Daughter, Cruz; Son, Noble

RIDING THE "CHUCK WAGON"



A veteran tailback who was one of nine Rebel Super Seniors this fall, **Charles Billy Dee Williams Jr.** was the 2019 regular-season rushing champion of the Mountain West and an honors candidate in what is his sixth and final campaign ... Already the first Rebel to rush for at least 700 yards in three different seasons, he is on track to become just the second player to lead UNLV in rushing four different seasons (**Tim Cornett** 2010-13) ... In July he became the first Rebel football player ever named a CoSIDA Academic All-America Team member as he was one of four RBs on the 2020-21 list ... Named 2021 Second Team Preseason All-MW by Athlon and Mountain West Wire ... His 3,689 career rushing yards gained on the FBS level are the most for any current player in the nation ... The "Chuck Wagon" headed into 2021 ranking fourth on the school's career rushing list and after eight games has moved up to second place and needs just 45 yards to move past UNLV record-holder Cornett, who posted 3,733 ... Williams is also fourth among all Rebels with 13 career 100-yard rushing games and stands fourth with 27 all-time rushing touchdowns ... He became just the fourth Rebel to lead a conference in rushing yards during the 2019 regular season, joining former UNLV backs **Dominique Dorsey** (2004), **Ickey Woods** (1987) and **Kirk Jones** (1984) ... The top freshman running back in the conference in 2016 earned the starting spot as a sophomore in 2017 but suffered a season-ending injury in the opener and was instead awarded a medical redshirt while Lex Thomas emerged as the team's top runner for two seasons ... Also an impressive student who already earned his bachelor's degree in May 2020 in journalism & media studies and is currently pursuing a master's in general studies ... Welcomed a daughter, **Kamiyah**, in March 2021.

CHARLIE'S ANGLES

UNLV CAREER RUSH TDS

1.	40	Lexington Thomas	2015-18
2.	37	Mike Thomas	1973-74
3.	35	Tim Cornett	2010-13
4.	27	Charles Williams	2016-SA
5.	25	Mack Gilchrist	1968-71
6.	24	Jason Thomas	2000-2002
7.	20	Glenn Carano	1973-76
8.	20	Michael Morton	1978-81
9.	18	Armani Rogers	2017-19
	18	Darall Moore	1975-77

UNLV CAREER 100-YD GAMES

1.	18	Lexington Thomas	2015-18
2.	17	Mike Thomas	1973-74
3.	16	Tim Cornett	2010-13
4.	13	Charles Williams	2016-SA
5.	11	Dominique Dorsey	2001-04
6.	10	Kirk Jones	1983-86
7.	9	Ickey Woods	1984-87
	9	Joe Haro	1998-2002
	9	Michael Morton	1978-81

UNLV CAREER RUSH ATTEMPTS

1.	769	Tim Cornett	2010-13
2.	708	Charles Williams	2016-SA
3.	631	Lexington Thomas	2015-18
4.	519	Dominique Dorsey	2001-04
5.	501	Kirk Jones	1983-86



UNLV CAREER RUSH YARDS

1.	3,733	Tim Cornett	2010-13
2.	3,689	Charles Williams	2016-SA
3.	3,551	Lexington Thomas	2015-18
4.	3,149	Mike Thomas	1973-74
5.	2,834	Dominique Dorsey	2001-04
6.	2,656	Kirk Jones	1983-86
7.	2,536	Michael Morton	1978-81
8.	2,013	Joe Haro	1998-2002
9.	1,932	Omar Love	1992-96
10.	1,925	Ickey Woods	1984-87



WILLIAMS' UNLV CAREER RUSHING STATS

YEAR	GP-GS	ATT	YDS	AVG	TD	LG
2021	8-8	162	749	4.6	8	75
2020	6-6	116	495	4.3	4	49
2019	12-12	212	1,257	5.9	11	80
2018	12-2	65	332	5.1	0	24
2017	1-1	12	93	7.8	1	40
2016	12-4	141	763	5.4	3	75
TOTAL	51-33	708	3,689	5.2	27	80

WILLIAMS' CAREER 100-YARD RUSHING GAMES (13)

OPPONENT	DATE	ATT	YDS	AVG	TD	LG
UTAH STATE	10/16/21	27	221	8.2	3	75
SAN JOSE STATE	11/23/19	27	186	6.9	3	51
EASTERN WASH	9/2/21	28	177	6.3	2	27
ARKANSAS STATE	9/7/19	19	168	8.8	1	78
FRESNO STATE	10/1/16	18	153	8.5	1	42
at Hawai'i	12/12/20	22	148	6.7	2	49
at Northwestern	9/14/19	16	144	9.0	2	65
SOUTHERN UTAH	8/31/19	15	143	9.5	3	29
at San Jose State	10/29/16	22	141	6.4	1	75
at UNR	11/30/19	20	138	6.9	1	80
FRESNO STATE	11/3/18	16	121	7.6	0	24
SAN DIEGO STATE	10/26/19	19	113	5.9	0	42
at Fresno State	9/24/21	19	102	5.4	1	28

WILLIAMS' UNLV CAREER RECEIVING STATS

YEAR	GP-GS	REC	YDS	AVG	TD	LG
2021	8-8	7	125	17.9	0	50
2020	6-6	13	44	3.4	0	9
2019	12-12	7	54	7.7	0	19
2018	12-2	2	2	1.0	0	2
2017	1-1	0	0	0	0	0
2016	12-4	4	8	2.0	0	16
TOTAL	51-33	33	233	7.1	0	50

COACH LOCATIONS

PRESS BOX COACHES BOOTH

Glenn Thomas	OC/QB
Nate Longshore	TE
Kenwick Thompson	LB
Clay Jennings	CB
Ashton Ashcraft	GA
Nick Harvey	GA

SIDELINES

Marcus Arroyo	Head Coach
Peter Hansen	DC/ILB
Scott Baumgartner	ST/RB
Jonathan Krause	WR
TJ Woods	OL
Chad Kauha'aha'a	DL
Damon Magazu	S
Spencer Duncan	GA
Nick Brown	GA

REBEL STARTS CHART

PLAYER	2021	CAREER	CONSEC.
Austin Ajiake	8	8	8
Kaleo Ballungay	1	1	--
LeShaun Bell	2	2	--
Clayton Bradley	5	8	--
Doug Brumfield	2	2	--
Charlton Butt	0	4	--
Tre Caine	0	6	--
Tyleek Collins	2	13	--
Eliel Ehimare	5	9	4
Naki Fahina	3	4	--
Gio Faulolo	9	28	--
Leif Fautanu	12	12	9
Cameron Friel	5	5	4
Julio Garcia II	14	26	21
Daniel Godfrey	1	1	1
Daniel Gutierrez	14	30	26
Zyell Griffin	5	5	--
Farrell Hester II	0	21	--
Phillip Hill	5	5	--
Jeremiah Houston	1	1	1
Bryce Jackson	12	15	4
Jordan Jakes	1	1	--
Steve Jenkins	8	10	1
Ricky Johnson	2	2	--
Aaron Lewis	14	18	18
Tavis Malakius	1	3	1
Chad Magyar	0	1	--
Daviyon McDaniel	8	8	8
K. Mendiola-Jensen	2	2	--
Cameron Oliver	8	8	8
Marcus Phillips Jr.	2	3	2
Adam Plant Jr.	12	12	--
Tyson Player	2	2	--
Justin Rogers	1	1	--
Malakai Salu	0	6	--
Brennon Scott	4	4	4
Tiger Shanks	8	8	3
Evan Silva	8	8	8
Amani Trigg-Wright	4	4	2
Kolo Uasike	12	29	1
Vic Viramontes	0	6	--
Davone Walden	1	2	--
Kylan Wilborn	2	2	1
Charles Williams	14	33	27
Kyle Williams	13	13	4
Nohl Williams	10	10	--
Jacoby Windmon	14	15	14
Shelton Zeon III	1	2	--

#BEaREBEL

QB1(HUNDRED)

When **Max Gilliam** (pictured) bolted to a career-high 139 net yards rushing (despite being sacked six times) against Fresno State in 2020, he became the 11th different UNLV quarterback to post a century-mark game on the ground. There have been only 18 such games in history but a full 10 of those have

happened since the start of the 2016 season. The list includes five from former Rebel **Armani Rogers** -- highlighted by a school-record 193-yard effort in a win at New Mexico in 2017. Rogers and **Jason Thomas** (three) are the only

100-YD RUSHING GAMES BY A UNLV QB (18)

RK	YDS	AVG	TD	PLAYER	OPPONENT	YEAR
1.	193	7.7	1	Armani Rogers	at New Mexico	2017
2.	181	7.0	1	Armani Rogers	at Arkansas St	2018
3.	165	9.2	1	Hunkie Cooper	Oregon State	1991
4.	157	9.8	1	Kurt Palandech	Wyoming	2016
5.	148	9.3	1	Armani Rogers	at Air Force	2017
6.	147	9.8	1	Dalton Sneed	Fresno State	2016
7.	139	8.7	1	Max Gilliam	Fresno State	2020
8.	135	7.1	0	Omar Clayton	Colorado State	2007
9.	131	7.3	0	Johnny Stanton	Idaho	2016
10.	129	9.1	1	Travis Dixon	at Utah State	2007
11.	126	12.6	2	Jason Thomas	at Hawai'i	2000
12.	122	7.6	4	Armani Rogers	Prairie View A&M	2018
13.	111	10.4	2	Armani Rogers	Southern Utah	2019
14.	107	5.1	1	Jason Thomas	at Iowa State	2000
15.	104	6.1	1	Shane Steichen	Idaho	2005
16.	103	10.3	1	Armani Rogers	UTEP	2018
17.	103	8.6	0	Jason Thomas	at Arkansas	2001
18.	103	6.9	0	Derek Stott	Pacific	1991



STATES OF THE PROGRAM

From Hawaii to Florida, from Alaska to Australia -- the 2021 Rebels come from hometowns spread across the continent and beyond. In fact, no less than 19 different states and two countries are represented on this year's roster. While a vast majority of Rebels naturally hail from California (45) and Nevada (12), a state that continues to become even more fertile recruiting ground is Texas as a dozen UNLV players are products of the Lone Star State. Six Hawaiians are here as part of the Ninth Island. Meanwhile, Arizona and Georgia are home to no less than five current Rebels and talent-rich Louisiana and Oregon state supply four apiece. Washington and South Carolina both have three while Tennessee volunteered two Rebels. Florida, Alaska, Colorado, Illinois, Iowa, Michigan, New Jersey and Utah all are home to one UNLV player. In addition, punter **Charlton Butt** is the first Aussie to sign a scholarship with the program.

HISTORY MADE: PRIME CHUCK



This summer, running back **Charles Williams** became the first UNLV football player in history to be voted an academic All-American by the College Sports Information Directors of America (CoSIDA). The Chuck Wagon, returns as a Super Senior this fall and was announced as one of four running backs on CoSIDA's 2020-21 Academic All-America® Division

I Football Teams. The native of Fresno, California, and graduate of Bullard High School ranks fourth on UNLV's career rushing list with 2,940 yards and needs 739 more to pass all-time leader **Tim Cornett** (2010-13). Also, named in May as UNLV's Mehdi Bouras Male Scholar-Athlete of the Year, Williams is pursuing his master's degree in general studies after earning a bachelor's in journalism & media studies in 2020. He has earned a spot on the Mountain West Academic All-Conference Team for four consecutive years and was a member of the Dean's Honor List his last four semesters as an undergraduate.



FERTITTA FOOTBALL COMPLEX: A STATE-OF-THE ART FOOTBALL HOME

On October 3, 2019, UNLV Athletics celebrated the official ribbon-cutting of its new, \$34.8 million, state-of-the-art training center the Fertitta Football Complex. Just over three years ago the department announced the largest single gift in its history as the Fertitta Family pledged an initial \$10 million toward the construction. The 73,000-square-foot, two-level complex was built on campus in the north end of the team's practice area and overlooks the Ernie Becker Sr. Football Fields at Bill "Wildcat" Morris Rebel Park. The FFC is now the day-to-day home of the program and includes an academic center, locker rooms, offices, meeting rooms, strength & conditioning center, media room, training table and nutrition bar, athletic training center, player lounge and even a barbershop.



WEEKLY WINNERS

The Rebels have had 67 all-time winners of the weekly awards since joining the MW:

OFFENSIVE PLAYER OF THE WEEK

Kenyon Oblad, QB	Nov. 24, 2019
Armani Rogers, QB	Nov. 20, 2017
Kurt Palandech, QB	Nov. 14, 2016
Devante Davis, WR	Sept. 30, 2013
Caleb Herring, QB	Sept. 16, 2013
Tim Cornett, RB (Co-)	Nov. 15, 2010
Omar Clayton, QB	Sept. 21, 2009
Omar Clayton, QB (Co-)	Sept. 22, 2008
Frank Summers, RB (Co-)	Sept. 24, 2007
Rocky Hinds, QB (Co-)	Nov. 27, 2006
Larry Croom, RB (Co-)	Dec. 2, 2002
Jason Thomas, QB	Nov. 4, 2002
Joe Haro, RB	Oct. 29, 2001
Nate Turner, WR	Nov. 27, 2000
Jason Thomas, QB	Oct. 2, 2000
Jeremi Rudolph, RB	Oct. 11, 1999

DEFENSIVE PLAYER OF THE WEEK

Jericho Flowers, CB	Nov. 25, 2019
Javin White, LB	Oct. 14, 2019
Javin White, DB/LB	Nov. 26, 2018
Jericho Flowers, CB	Nov. 12, 2018
Torry McTyer, CB	Nov. 14, 2016
Tau Lotulelei, LB	Oct. 17, 2016
Ryan McAleenan, LB	Oct. 5, 2015
Tani Maka, LB	Sept. 24, 2012
James Dunlap, DE (Co-)	Oct. 31, 2011
Jason Beauchamp, LB	Oct. 26, 2009
Jason Beauchamp, LB	Sept. 29, 2008
Beau Bell, LB (Co-)	Oct. 29, 2007
Beau Bell, LB (Co-)	Oct. 15, 2007
Beau Bell, LB	Sept. 24, 2007
Beau Bell, LB	Oct. 10, 2005
Jamaal Brimmer, SS	Oct. 11, 2004
Joe Miklos, FS	Oct. 4, 2004
Joe Miklos, FS (Co-)	Nov. 3, 2003
R. Dodd-Masters, CB	Sept. 22, 2003
Jamaal Brimmer, SS	Sept. 13, 2003
John Andrews, LB	Sept. 1, 2003
Jamaal Brimmer, SS	Oct. 21, 2002
Tyrone Tucker, LB	Oct. 7, 2002
Kevin Thomas, CB	Nov. 19, 2001
Amar Brisco, CB	Nov. 27, 2000
Kevin Thomas, CB	Oct. 2, 2000
Kevin Thomas, CB	Sept. 13, 1999

SPECIAL TEAMS PLAYER OF THE WEEK

Daniel Gutierrez, PK	Oct. 30, 2017
Logan Yunker, P	Oct. 5, 2015
Nicolai Bornand, PK	Oct. 13, 2014
Nicolai Bornand, PK	Sept. 8, 2014
Nolan Kohorst, PK	Oct. 14, 2013
Logan Yunker, P	Sept. 30, 2013
Logan Yunker, P	Sept. 23, 2013
Deante Purvis, KR	Oct. 31, 2011
Marcus Sullivan, KR (Co-)	Nov. 29, 2010
Kyle Watson, PK	Nov. 17, 2008
Deante Purvis, KR	Nov. 10, 2008
Malo Taumua, DL (Co-)	Sept. 15, 2008
Sergio Aguayo, PK	Oct. 10, 2005
Sergio Aguayo, PK	Sept. 12, 2005
Dillon Pieffer, PK	Nov. 3, 2003
Dillon Pieffer, PK	Sept. 22, 2003
Gary Cook, P	Sept. 13, 2003
Greg Estandia, TE	Sept. 1, 2003
Dillon Pieffer, PK	Dec. 2, 2002
Troy Mason, PR	Oct. 15, 2001
Gary Cook, P	Oct. 7, 2001
Troy Mason, KR	Nov. 13, 2000
Ray Cheetany, P/PK	Oct. 9, 2000
Duane James, KR	Oct. 11, 1999

#BEAREBEL

SCHOLARSHIP-HIP-HURRAY

Veteran place-kicker **Daniel Gutierrez** was surprised with a full scholarship during a scrimmage at Allegiant Stadium on August 11. The final play was a field-goal attempt and as expected, the senior nailed it with ease but then something unexpected happened as he was surprised with a highlight video on the stadium's big screen that closed with a special message that he was being put on full scholarship this fall. A two-year returning starter who has earned three letters after walking onto the squad out of Granada Hills Charter High School in California, Gutierrez

responded by turning in a career night in the opener vs. EWU, nailing all four of his field-goal attempts, including a then-personal-best 51-yarder and earning a spot as a Lou Groza Star of the Week. After hitting one attempt in the next five games and then two more vs. San Jose State (including a career-long 53-yarder), Gutierrez currently stands 12th in the nation with a percentage of 91.7. His career field goal numbers of 32-of-39 rank him first in school history with a percentage of 82.1 and he also heads into this week an eye-popping 23-of-24 all-time from 39 yards or closer. In 2020, he rebounded from missing his first field goal and extra-point attempt in the season opener at San Diego State to make all 16 of his remaining attempts on the year and then made his first 23 this fall before his 40-yard attempt was blocked by San Jose State in the fourth quarter.



WATCHING THE REBELS



A trio of Rebels made official Watch Lists during the preseason for their on-field talents. Senior wide receiver and kick returner **Tyleek Collins** is one of 57 players up for the 2021 Paul Hornung Award, which goes out annually to the most versatile player in major college football from the Louisville Sports Commission in honor of the late football legend **Paul Hornung**. Collins has led the team twice in kickoff returns and punt returns during his career, including both categories last fall. UNLV sophomore offensive lineman **Leif Fautanu** (LEEF faw-TAH-new) is one of 63 players from 31 FBS schools around the nation named to the 2021 Watch List for the Polynesian College Football Player of the Year Award. Finally, UNLV senior long snapper **Rex Goossen** is one of 31 players on the 2021 Patrick Mannelly Award Watch List, which was named after former Duke University and longtime Chicago Bears long snapper **Patrick Mannelly**. The award goes to college football's top player at the special teams position each year and Goossen is in his third season as the team's starting long snapper.



NON-SATURDAY FOOTBALL

In its 53-year history, UNLV has played 19 Thursday games, 19 Friday contests, one Sunday matchup, one Wednesday outing and one Monday game on Labor Day 2005 at New Mexico. The Rebels hold an 10-9 record on Thursdays, an 8-10-1 record on Fridays and an overall non-Saturday record of 18-22-1.

UNLV ALL-TIME NON-SATURDAY GAMES

DAY	DATE	OPPONENT	TV	RESULT	SCORE
Thursday	Oct. 22, 1970	At Cal State Fullerton	None	Won	20-10
Thursday	Nov. 26, 1970	NEVADA, RENO	None	Won	42-30
Friday	Sept. 21, 1973	MARSHALL	None	Won	31-9
Friday	Nov. 9, 1979	TENNESSEE STATE	None	Won	36-28
Friday	Nov. 23, 1979	LAMAR	None	Tied	10-10
Thursday	Sept. 2, 1982	BYU	WTBS	Lost	27-0
Thursday	Oct. 27, 1983	SAN DIEGO STATE	WTBS	Won	28-10
Thursday	Oct. 31, 1985	NEW MEXICO STATE	ESPN	Won	17-12
Thursday	Nov. 6, 1986	FRESNO STATE	ESPN	Lost	36-7
Thursday	Sept. 2, 1999	At North Texas	KLAS	Won	26-3
Thursday	Dec. 21, 2000	ARKANSAS	ESPN	Won	31-14
Thursday	Aug. 30, 2001	At Arkansas	ESPN	Lost	14-10
Friday	Sept. 7, 2001	NORTHWESTERN	ESPN	Lost	37-28
Friday	Aug. 29, 2003	TOLEDO	ESPN	Won	28-18
Friday	Sept. 19, 2003	HAWAII	ESPN2	Won	33-22
Sunday	Sept. 5, 2004	At Tennessee	ESPN	Lost	42-17
Friday	Oct. 8, 2004	At BYU	ESPN2	Won	24-20
Monday	Sept. 5, 2005	At New Mexico	ESPN2	Lost	24-22
Friday	Nov. 24, 2006	AIR FORCE	The Mtn.	Won	42-39
Thursday	Aug. 30, 2007	At Utah State	LV ONE	Won	23-16
Thursday	Nov. 13, 2008	WYOMING	CBS C	Won	22-14
Thursday	Nov. 18, 2010	AIR FORCE	CBS C	Lost	35-20
Thursday	Sept. 1, 2011	At Wisconsin	ESPN	Lost	51-17
Thursday	Aug. 30, 2012	MINNESOTA	CBS SN	Lost	30-27 (3OT)
Thursday	Aug. 28, 2013	At Minnesota	BTN	Lost	51-23
Thursday	Nov. 21, 2013	At Air Force	ESPNU	Won	41-21
Wednesday	Jan. 1, 2014	vs. North Texas (HoD Bowl)	ESPNU	Lost	36-14
Friday	Aug. 29, 2014	At Arizona	ESPN	Lost	58-13
Friday	Oct. 10, 2014	FRESNO STATE	CBS SN	Won	30-27 (OT)
Friday	Oct. 16, 2015	At Fresno State	ESPN2	Lost	31-28
Thursday	Sept. 1, 2016	JACKSON STATE	MWN/CI	Won	63-13
Friday	Nov. 18, 2016	At Boise State	ESPN2	Lost	42-25
Friday	Nov. 10, 2017	BYU	ESPN2	Lost	31-21
Friday	Nov. 17, 2017	At New Mexico	ESPN2	Won	38-35
Friday	Oct. 19, 2018	AIR FORCE	CBS SN	Lost	41-35
Friday	Oct. 18, 2019	At Fresno State	CBS SN	Lost	56-27
Friday	Nov. 27, 2020	WYOMING	FS1	Lost	45-14
Thursday	Sept. 2, 2021	EASTERN WASHINGTON	Stadium	Lost	35-33 (2OT)
Friday	Sept. 24, 2021	at Fresno State	CBS SN	Lost	38-30
Thursday	Oct. 21, 2021	SAN JOSE STATE	CBS SN	Lost	27-20
Friday	Oct. 29, 2021	at UNR	CBS SN	Lost	51-20

UNLV IN OT

UNLV OVERTIME HISTORY (6-11)

GAME	DATE	SCORE	OTs	PTS
UNLV at San Diego State	Oct. 18, 1997	L, 20-17	1	0
UNLV vs. San Jose State	Nov. 22, 1997	L, 55-48	1	0
UNLV vs. Wyoming	Oct. 17, 1998	L, 28-25	1	0
UNLV at Ole Miss	Oct. 28, 2000	L, 43-40	1	3
UNLV vs. Wyoming	Nov. 2, 2002	W, 49-48	1	7
UNLV vs. BYU	Oct. 25, 2003	L, 27-20	1	0
UNLV vs. Wyoming	Nov. 6, 2004	L, 53-45	3	14
UNLV vs. New Mexico	Oct. 14, 2006	L, 39-36	1	0
UNLV at Arizona State	Sept. 13, 2008	W, 23-20	1	3
UNLV vs. Iowa State	Sept. 20, 2008	W, 34-31	1	6
UNLV vs. Minnesota	Aug. 30, 2012	L, 30-27	3	14
UNLV vs. Fresno State	Oct. 19, 2014	W, 30-27	1	3
UNLV vs. San Jose State	Oct. 10, 2015	L, 33-27	1	0
UNLV vs. Idaho	Sept. 24, 2016	L, 33-30	1	3
UNLV vs. Wyoming	Nov. 12, 2016	W, 69-66	3	17
UNLV at UNR	Nov. 30, 2019	W, 33-30	1	6
UNLV vs. EWU	Sept. 2, 2021	L, 35-33	2	13

UNLV saw its two-game win streak in overtime snapped with a double-OT loss in the opener to Eastern Washington. It also dropped the program's home record in OT to 4-9. In 2016, the Rebels broke a two-game losing streak in overtime games with its historic 69-66 victory over Wyoming. It marked the only time that the Rebels won a game that went longer than one overtime period and set a school record for points in extra time with 17. In 2008, the Rebels won back-to-back OT games at No. 13 Arizona State and then at home vs. Big 12 team Iowa State.

2021 FOOTBALL STAFF

FOOTBALL OFFICE: (702) 895-3400
STAFF EMAIL: first name.last name@unlv.edu
Head Coach:
 Marcus Arroyo (San Jose State 2003)
Defensive Coord./ILBs:
 Peter Hansen (2nd Year/Arizona 2001)
Offensive Coord./QBs:
 Glenn Thomas (2nd Year/Texas Tech 1998)
Special Teams Coord./Running Backs:
 Scott Baumgartner (2nd Year/Pacific 1988)
Offensive Line/Run Game Coord.:
 TJ Woods (1st Year/Azusa Pacific 2002)
Tight Ends:
 Nate Longshore (1st Year/California 2008)
Wide Receivers:
 Jonathan Krause (1st Year/Vanderbilt 2014)
Defensive Line:
 Chad Kauha'aha'a (2nd Year/Utah 1997)
Assoc. Head Coach/Linebackers:
 Kenwick Thompson (2nd Year/Harding 1992)
Cornerbacks:
 Clay Jennings (1st Year/North Texas 1995)
Safeties:
 Damon Magazu (2nd Year/ECU 2013)
Offensive Analyst:
 Ian Shields (2nd Year/Oregon State 1994)
Defensive Analyst:
 Larry Grant (1st Year/Ohio State 2010)
Graduate Assistant Coach (Off):
 Austin Ashcraft (1st Year/Humboldt State 2016)
Graduate Assistant Coach (Off/ST):
 James Brown (1st Year/Oregon 2018)
Graduate Assistant Coach (Def):
 Spencer Duncan (2nd Year/Alabama 2015)
Graduate Assistant Coach (Def.):
 Nick Harvey (1st Year/Texas A&M 2018)
Director of Strength & Conditioning:
 Matthew Fyle (2nd Year/North Georgia 2016)
Asst., Strength & Conditioning:
 Brandon Garcia (2nd Year/WVSU 2016)
Director of Player Personnel:
 Gaizka Crowley (2nd Year/Florida St. 2010)
Chief Strategy Officer/Dir. of Recruiting:
 Shelby McIntyre (2nd Year/Boise State 2016)
Football Video Operations:
 Drew Scharenbroch (1st Year/Wisconsin 2009)
Director of FB Athletic Training:
 Eric Avila (2nd Year/Slippery Rock 2010)
Director of FB Equipment:
 Josh Hewitt (2nd Year/Avila University 2012)
Executive Asst. to the Head Coach:
 Sara Doty (6th Year/UNLV 2011)

#BeaREBEL



BLACK ICE



UNLV added a fourth jersey color to its repertoire when it debuted a new black jersey and helmet for the season opener at Allegiant Stadium. It joined last year's new duds that included a darker anthracite color to go with red and white. In 2020, UNLV wore a white helmet for the first time in program history as part of Coach Marcus Arroyo's Nike makeover.



2021 UNLV GAME CAPTAINS

	OFF	DEF	ST
EWU	Garcia	Windmon	Gutierrez
at ASU	C. Williams	Ajjake	Beaudry
ISU	Fautanu	N. Williams	Fuller
at FS	Fauolo	Windmon	Goossen
at UTSA	Jenkins	Uasike	Caine
USU	Jenkins	Windmon	Olotoa
SJSU	Fautanu	Ajjake	Gutierrez
at UNR	Garcia	Walden	Beaudry
at UNM			
UH			
SDSU			
at AFA			

#BEaREBEL

UNLV vs. RANKED

AP/COACH	OPPONENT	RESULT	DATE
2/2	at Tennessee	L, 62-3	8-31-96
4/4	TCU	L, 48-6	10-30-10
5/5	BOISE STATE	L, 48-21	11-5-11
5/5	WISCONSIN	L, 20-13	9-8-07
8/6	at TCU	L, 41-0	10-31-09
8/8	at BYU	W, 45-41	10-10-81
9/9	at Nebraska	L, 48-6	10-1-88
9/10	at Utah	L, 63-28	10-23-04
10/9	at Ohio State	L, 54-21	9-23-17
10/10	SMU	L, 38-21	12-1-84
11/10	at Wisconsin	L, 51-7	9-1-11
11/8	KANSAS STATE	L, 42-3	11-26-94
12/12	WISCONSIN	L, 41-21	9-4-10
12/12	TCU	L, 44-14	11-1-08
12/13	BYU	L, 54-14	11-29-80
13/13	UCLA	L, 37-3	9-12-15
14/14	IOWA STATE	L, 48-3	9-18-21
14/14	at Wisconsin	L, 52-7	9-19-98
14/14	at Tennessee	L, 42-17	9-5-04
14/15	at Wisconsin	W, 23-5	9-13-03
15/13	at Arizona State	W, 23-20 (OT)	9-13-08
16/15	BOISE STATE	L, 38-13	10-5-19
16/13	at Colorado State	W, 36-33	11-30-02
16/20	NORTHWESTERN	L, 37-28	9-7-01
17/18	at TCU	L, 56-9	12-3-11
17/18	at BYU	L, 42-23	10-25-08
17/19	at Fresno State	L, 38-14	10-19-13
18/18	at TCU	L, 51-3	11-12-05
18/20	BYU	L, 59-21	10-10-09
19/19	BYU	L, 29-0	10-23-99
19/20	at BYU	L, 63-28	10-12-96
19/21	at San Diego State	L, 41-10	10-7-17
20/20	at Utah	L, 38-10	9-11-10
20/20	BYU	L, 35-31	9-29-01
20/23	FRESNO STATE	L, 3-48	11-3-18
21/22	at Wisconsin	L, 18-3	9-11-04
22/25	at Fresno State	L, 38-30	9-24-21
22/23	at Boise State	L, 42-25	11-18-16
22/23	at Utah	L, 42-21	9-6-08
22/21	at Clemson	L, 24-14	9-4-93
23/25	at Arizona State	L, 37-10	9-11-21
24/22	at Boise State	L, 32-7	10-20-12
24/22	HAWAII	L, 49-14	9-15-07
24/NR	UTAH	L, 35-15	10-17-09
24/NR	at Houston	L, 37-9	9-8-90
25/25	NEVADA, RENO	L, 44-26	10-2-10
25/NR	at Hawaii	L, 59-21	12-4-10
NR/19	BYU	L, 27-0	9-2-82
NR/20	CS FULLERTON	W, 26-20	11-10-84
NR/24	OREGON STATE	L, 23-21	9-12-09
NR/25	WISCONSIN	L, 27-7	8-31-02

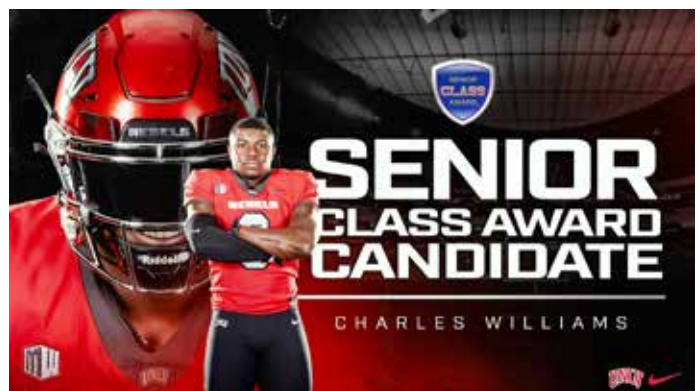
POLL POSITIONS

UNLV has played 51 teams ranked in at least one of the two major polls at the time of the game. The Rebels hold a 5-46 record against such competitors. The Rebels' most recent win over a ranked team came in 2008 when they upset No. 15/13 Arizona State, 23-20 in overtime (pictured, below). In fact, the last four UNLV wins over ranked opponents have come on the road.



CHARLES IN CHARGE -- OF MORE HONORS

Standout running back **Charles Williams** has become just the second UNLV football player to be named a candidate for the prestigious Senior CLASS Award®. Williams, a two-time team game captain nicknamed the Chuck Wagon, returned as a Super Senior this fall and was announced October 6 as one of 30 official candidates for the national honor, which goes to the senior player who exceeds in four areas: community, classroom, character and competition. The first Rebel to earn a spot on the Senior CLASS Award® list was former wide receiver **Ryan Wolfe** in 2009. An acronym for Celebrating Loyalty and Achievement for Staying in School®, the Senior CLASS Award® focuses on the total student-athlete and encourages students to use their platform in athletics to make a positive impact as leaders in their communities. The 30 candidates will be narrowed to 10 finalists later in the season and those names will be placed on the official ballot. Ballots will be distributed through a nationwide voting system to media, coaches and fans, who will select one candidate who best exemplifies excellence in the four Cs. The Senior CLASS Award winner will be announced during football bowl season in December.



IT'S SLOTS-OF-FUN: REBEL ROLLER DEBUTS

College football's newest sideline celebration prop debuted October 16 vs. Utah State when the Rebel Roller giant slot machine got plenty of use during UNLV's game that evening at Allegiant Stadium. Standing eight feet tall, weighing 700 pounds and worth approximately \$60,000, the machine was custom-built and donated by local gaming giant and longtime UNLV supporter IGT. Ready to roll for players who both score or secure turnovers, the slot machine's first pull came from senior running back **Charles Williams** after he bolted for a 75-yard touchdown in the first quarter vs. the Aggies. A video clip from that handle-pull went viral with more than a quarter-million views on Twitter alone. Possibilities on the reels include the UNLV arch, the Southern Nevada area code of 702 and the iconic "Welcome to Fabulous Las Vegas" sign.




GARCIA WINS WIESNER



Before UNLV's home-opening football game vs. EWU, Super Senior offensive lineman **Julio Garcia II** was recognized as this year's recipient of the Tom Wiesner Award (pronounced "WEEZE-ner). For the 20th consecutive year, the team selected the player who best exemplifies the courage, enthusiasm, dedication and toughness of the late Mr. **Tom Wiesner**. Garcia, who has started games in every season as a Rebel and is the team's nominee for the Wuerffel Trophy, was also a team captain in Week 1. An honors candidate who was named preseason Fourth Team All-MW by Phil Steele and Third Team

by Athlon, Garcia is the fourth offensive lineman to earn the Wiesner. A Wisconsin native and three-time letterman on the Badger football team, Mr. Wiesner sought his fortune out West and became one of the Las Vegas' leading businessmen, philanthropists, politicians and ambassadors. The founder of the successful restaurants that are part of Big Dog's Hospitality Group, Mr. Wiesner helped guide Rebel Athletics from their infancy and was inducted into the UNLV Athletics Hall of Fame as a Distinguished Contributor in 1994. Also a member of the Nevada Board of Regents, he died in 2002 at the age of 63 after a battle with Leukemia.



ALL-TIME WIESNER AWARDS

YEAR	PLAYER	POS
2002	Tony Terrell	OL
2003	Dominic Furio	OL
2004	Jamaal Brimmer	S
2005	Joe Miklos	S
2006	Erick Jackson	RB
2007	Chris Butler	TE
2008	Jacob Hales	DL
2009	Ryan Wolfe	WR
2010	Isaako Aaitui	DL
2011	Bryce Saldi	LB
2012	Aaron Reed	TE
2013	Max Johnson	FB
2014	Brian Roth	OL
2015	Sonny Sanitua	DL
2016	David Greene Jr.	RB
2017	Kurt Palandech	QB
2018	Jocquez Kalili	CB
2019	Gabe McCoy	DE
2020	Austin Ajiake	LB
2021	Julio Garcia II	OL

#BEaREBEL



2021 REBEL FOOTBALL



EWU
UNLV



35
33

GAME 1

Allegiant Stadium • Las Vegas, NV
Sept. 2, 2021 • Att. 21,970



REBELS RALLY BUT FALL FOOT SHORT IN OPENER

LAS VEGAS (UNLVRebels.com) - UNLV finished a foot short of tying the game in double-overtime, being stopped at the goal-line on a two-point conversion attempt and falling 35-33 to Eastern Washington Thursday night at Allegiant Stadium.

In the first-ever meeting with the Eagles, the Rebels, who rallied from a 20-6 deficit to send the game into overtime at 20 apiece, lost their first game played in their new stadium with full capacity for fans. Former TCU transfer **Justin Rogers** made his first career start at quarterback as UNLV led 6-3 at halftime. Freshman **Doug Brumfield** replaced him in the third quarter after EWU scored 17 unanswered points. The hosts kicked two field goals and then a 16-yard **Charles Williams** rush to draw within two before Brumfield threw a two-point conversion to **Courtney Reese** to knot the game.

The teams traded touchdowns twice in overtime but EWU made its two-point attempt to force the Rebels to go for two on what became the final play of the game.

REBEL OF THE GAME: Senior place-kicker **Daniel Gutierrez** tied a school record with four made field goals, including a career-long 51-yarder, which saw the former walk-on score his team's first 12 points, allowing them to mount the big comeback. Gutierrez was awarded a scholarship during fall camp.

STAT OF THE GAME: Senior running back **Charles Williams** finished with his second-most rushing yards as a Rebel, carrying the ball 27 times for 172 yards and the two scores.

REBEL NOTES

- Gutierrez improved to 25-of-31 on field goals in his career, which raised his career percentage to 80.6, which is the highest in school history
- The Chuck Wagon's big night gave him 3,112 yards in his career, making him just the fourth Rebel in history to reach the 3,000-yard mark
- Williams' 11th career 100-yard rushing game moved him into a tie with Dominique Dorsey (2001-04) in fourth place all-time at UNLV
- Williams' two rushing touchdowns moved him up two spots on the school's career list as his 21 all-time scores pushed him to sixth place
- UNLV got two interceptions vs. the Eagles, one by **Phillip Hill** and one by true freshman **Cameron Oliver**, to match the team's entire pick total from the short 2020 season
- The Rebels won the turnover battle 3-2 after **Kue Olotoa** forced and recovered a fumble on an EWU kickoff return to help complete the comeback in regulation
- **Jacoby Windmon** and **Austin Ajiake** each had 10 total tackles to pace UNLV
- **Evan Silva** made his Rebel debut at punter, finishing with six attempts for a 35.2-yard average
- Former Oregon transfer **Jayvaun Wilson** got his first college carry, gaining nine yards
- UNLV fell to 24-30 all-time in season-openers and 19-10 when they happened at home
- The Rebels fell to 36-16-1 vs. teams that currently make up the Big Sky Conference



UNLV
#23 ARIZONA STATE



10
37

GAME 2

Sun Devil Stadium • Tempe, AZ
Sept. 11, 2021 • Att. 42,918



NO. 23 ARIZONA STATE PULLS AWAY LATE

TEMPE, AZ (UNLVRebels.com) - UNLV (0-2) held two modest leads before seeing No. 23 Arizona State (2-0) ultimately post a 37-10 victory Saturday night in front of 42,918 fans at Sun Devil Stadium in only the second all-time meeting between the schools located just 300 miles apart.

The Rebels, who won here in overtime in dramatic fashion back in 2008, led 3-0 and then 10-7 during the first half and were trailing 14-10 with under a minute left in the third quarter. That's when ASU scored back-to-back rushing touchdowns to pull away as UNLV's starting quarterback, **Doug Brumfield**, was knocked out of the game with an undisclosed injury. The hosts would score three total

touchdowns in a nine-minute span in the second half.

Brumfield, a redshirt freshman making his first collegiate start, jumped into the end zone for a four-yard score in the second quarter to post the Rebels' lone touchdown on a 10-play drive. UNLV was sparked early when cornerback **Nohl Williams** thwarted the Sun Devils' opening drive by intercepting **Jayden Daniels** in the end zone. The Rebels then made their way down field on a 16-play drive and scored first with a 28-yard field goal by **Daniel Gutierrez**.

REBEL OF THE GAME: Brumfield had zero turnovers and led the team both in passing (60) and rushing yards (43) despite not playing for much of the second half.

STAT OF THE GAME: When **Nohl Williams** intercepted Jayden Daniels in the end zone on the game's opening drive, it marked the third pick of the young season for the Rebels, which already exceeds the squad's total of two from 2020's six-game campaign.

UNLV	3	7	0	0	--	10
ASU	0	14	7	16	--	37

FIRST QUARTER

UNLV - Gutierrez 28-yard field goal 4:40

SECOND QUARTER

ASU - J. Wilson 3-yard pass from J. Daniels (Zendejas kick) 13:42

UNLV - D. Brumfield 4-yard run (Gutierrez kick) 8:46

ASU - D. Ngata 13-yard rush (Zendejas kick) 2:56

THIRD QUARTER

ASU - R. White 9-yard run (Zendejas kick) 0:45

FOURTH QUARTER

ASU - R. White 1-yard run (Zendejas kick) 13:10

ASU - L. Bunkley-Shelton 33-yard pass from Daniels (Zendejas kick) 8:45

ASU - C. Zendejas 22-yard kick 3:03

REBEL NOTES

- PK **Daniel Gutierrez** improved to 5-for-5 on field goals this season and 26-of-32 in his career, which raised his career percentage to 81.3 -- the highest in school history
- UNLV has not trailed after the first quarter this season, leading ASU by three and sitting in a scoreless tie in the Week One vs. EWU
- **Charles Williams** rushed for 35 tough yards on 13 carries, which gave him 3,147 yards in his career and moved him up to third in Rebel history
- **Jacoby Windmon** and **Jalen Dixon** combined for a sack on an ASU fourth down
- **Windmon** and fellow LB **Austin Ajiake** and DB **Bryce Jackson** tied for the team lead with nine total tackles each
- UNLV's last win over a ranked opponent was in Tempe nearly 13 years ago to the day when the Rebels stunned the No. 13 Sun Devils
- UNLV fell to 2-5 in games played in the Grand Canyon State
- Five Rebels who are natives of Arizona returned to play in their home state: **Bryce Jackson**, **Connor Murphy**, **Kolo Uasike**, **Seth Robinson** and **Rex Goossen**
- The game marked the first by UNLV vs. a Pac-12 Conference opponent since opening the 2018 season at No. 15 USC
- ASU was scheduled to start this home-and-home series last year at Allegiant Stadium before the pandemic led to the cancellation of the nonconference schedule. The Sun Devils will instead return the game in 2027

	UNLV	ASU
First Downs	11	29
Rushes-Yards	32-88	47-287
Passing Yards	67	175
Passes C-A-I	7-19-0	20-29-1
Total Offense (Plays-Yds)	51-155	76-462
Fumble Returns-Yards	0-0	0-0
Punt Returns-Yards	0-0	4-40
Kickoff Returns-Yards	1-10	3-52
Interception-Yards	1-0	0-0
Punts (Number-Avg)	8-39.6	2-29.0
Fumbles-Lost	0-0	0-0
Penalties-Yards	3-25	7-63
Possession Time	25:17	34:43
Sacks-Yards	1-4	5-28

RUSHING: UNLV- D. Brumfield 8-43; C. Williams 13-35; J. Wilson 6-20; Williams 1-6. **ASU-** Daniels 13-122; White 22-90; Ngata 6-64; Pearsall 1-14.

PASSING: UNLV- D. Brumfield 6-14-0-60; J. Rogers 1-5-0-7. **ASU-** J. Daniels 20-29-2-175.

RECEIVING: UNLV- K. Williams 2-27; Griffin 2-17; Jenkins 2-16; Fauolo 1-7. **ASU-** White 5-47; Pearsall 4-38; Wilson 4-38; Bunkley-Stanton 2-42; A. Johnson 3-20.

INTERCEPTIONS: UNLV - Caine 1-23. **SJSU** - None.

FUMBLES: UNLV - N. Williams 1-0. **ASU** - None.

SACKS: UNLV-Windmon 0.5-2; Dixon 0.5-3. **ASU** - Butler 2.0-11; Soelle 0.5-1; T. Johnson 1.0-7; G. Stansbury 1.0-5; Green 0.5-4.

TACKLES: UNLV - B. Jackson 9; Windmon 9; Ajiake 9; N. Williams 7; Aaron Lewis 5; Uasike 5. **ASU** - Butler 8; Soelle 6; T. Johnson 4; M. Robertson 4.

EWU	0	6	0	14	-13	33
UNLV	0	3	17	0	-15	35

FIRST QUARTER

SECOND QUARTER

EWU - Harrison 22-yard field goal 7:24

UNLV - Gutierrez 48-yard field goal 3:11

UNLV - Gutierrez 22-yard field goal 0:00

THIRD QUARTER

EWU - Chism III 31-yard pass from Barriere 10:40 (Gutierrez kick)

EWU - Harrison 20-yard field goal 6:42

EWU - Merritt 1-yard run 3:43 (Gutierrez kick)

FOURTH QUARTER

UNLV - Gutierrez 47 yard field goal 13:40

UNLV - Gutierrez 51-yard field goal 8:19

UNLV - C. Williams 16-yard run 8:03 (Reese 2-point conversion)

OVERTIME

UNLV - C. Williams 13-yard run (Gutierrez kick)

EWU - Ingram 25-yard pass from Barriere (Harrison kick)

EWU - Gobel 25-yard pass from Barriere (Limu-Jones 2-point conversion)

UNLV - D. Brumfield 19-yard run

	EWU	UNLV
First Downs	22	17
Rushes-Yards	34-97	44-199
Passing Yards	374	140
Passes C-A-I	29-39-2	12-23-1
Total Offense (Plays-Yds)	73-471	67-339
Fumble Returns-Yards	0-0	0-0
Punt Returns-Yards	4-7	2-22
Kickoff Returns-Yards	2-33	4-74
Interception-Yards	1-15	2-0
Punts (Number-Avg)	3-42.2	6-35.2
Fumbles-Lost	0-0	0-0
Penalties-Yards	5-44	7-60
Possession Time	26:18	32:02
Sacks-Yards	4-23	3-14

RUSHING: EWU- Merritt 18-58; Barriere 9-32; Smith 2-8; Jackson 3-2; Lewis 1-2. **UNLV-** C. Williams 27-172; Brumfield 7-27; Wilson 1-9; Jenkins 2-5.

PASSING: EWU- Barriere 29-39-3-374. **UNLV-** Rogers 7-11-0-23; Brumfield 5-12-0-117.

RECEIVING: EWU-Boston 8-106; Limu-Jones 6-75; Roberson 6-32; Chism 3-65; Gobel 2-32; Merritt 2-20; Ingram 1-25; James 1-12; James 1-10. **UNLV-** K. Williams 6-87; Fauolo 2-15; Jenkins 2-6; Griffin 1-23; C. Williams 1-9.

INTERCEPTIONS: EWU- Weed 1-15. **UNLV-** Hill 1-0; Oliver 1-0.

FUMBLES: EWU-None. **UNLV-**None.

SACKS: EWU- Graham 1.0-11; Jermone 2.0-4; Paleso 1.0. Brown 1.5. **UNLV-** Windmon 1.0; Hill 1.0; Plant 1.0.

TACKLES: EWU- Graham 13; Jerome 7; Doyle 7; Criner 7; Johnson 5; Smapson 4. **UNLV-** Windmon 10; Ajiake 10; Hill 9; Lewis 7; Murphy 6; Walden Jr. 5; Uasike 5; Jackson 5; Player 4.

2021 REBEL FOOTBALL



#14 IOWA STATE
UNLV



48
3

GAME 3

Allegiant Stadium • Las Vegas, NV
Sept. 18, 2021 • Att. 35,193



REBELS FALL TO 14TH-RANKED CYCLONES

LAS VEGAS (UNLVRebels.com) - UNLV (0-3), forced to play a true freshman at quarterback because of an injury to starter Doug Brumfield, struggled to move the ball against a high-powered Iowa State defense and the Cyclones (2-1) downed the Rebels 48-3 in front of a

big gathering at Allegiant Stadium Saturday night. In fact, the crowd of 35,931 marked the seventh-largest ever to watch a UNLV football game in Las Vegas.

Playing a ranked opponent for the second consecutive week for the first time since 2010, UNLV started a different quarterback for the third time in as many weeks as Cameron Friel from Hawai'i made his collegiate debut. He became the first true freshman to start at QB for the Rebels since Omar Clayton on Oct. 20, 2007. Graduate transfer and Las Vegas native Tate Martell also logged time to mark four Rebel signal-callers seeing the field in the season's first three games. Friel finished 8-of-13 passing for 67 yards and one interception.

The Cyclones, who were the highest-ranked team to face the Rebels in Las Vegas since No. 13 UCLA in 2015, led by 31 points before UNLV staged its best drive of the night, going 66 yards in 14 plays over 7:18, capped by a 30-yard field goal by Daniel Gutierrez.

ISU's two big names were both impressive as quarterback Brock Purdy only missed on three of his 24 pass attempts for 288 yards and a trio of touchdowns while running back Breece Hall finished with 100 yards and two more scores for the visitors.

STAT OF THE GAME: PK Daniel Gutierrez improved to 6-for-6 on field goals this season and 27-of-33 in his career, which raised his career percentage to 81.8 – the highest in school history

REBEL NOTES

- The teams tied in the turnover battle at one each. The Rebels earned their takeaway when safety **Bryce Jackson** forced a fumble that DL **Kolo Uasike** recovered
- UNLV trailed after the first quarter for the first time this season as Iowa State led 7-0
- **Charles Williams** rushed for 42 net yards on 19 carries, which gave him 3,189 yards in his career
- Safety **Tyson Player**, making his first career start, led the Rebels with 10 total tackles
- UNLV fell to 3-10 all-time vs. teams that were members of the Big 12 Conference at the time of the game
- ISU was scheduled to start this home-and-home series last year in Ames before the pandemic led to the cancellation of the nonconference schedule. The Rebels will instead head to play ISU on Sept. 14, 2030
- In a scheduling quirk, this marked the second time that UNLV played at Arizona State and then hosted Iowa State the very next week, also doing so in 2008 when they won both games
- The Cyclones improved to 5-1 all-time vs. the Rebels



UNLV
#22 FRESNO STATE



30
38

GAME 4

Bulldog Stadium • Fresno, CA
Sept. 24, 2021 • Att. 35,093



REBELS FALL LATE AT NO. 22 FRESNO STATE

FRESNO, CA (UNLVRebels.com) - Tied Facing a ranked opponent for the third straight week for the first time in school history, UNLV (0-4/0-1) put a big scare in No. 22 Fresno State (4-1/1-0) before falling 38-30 in a thriller at Bulldog Stadium Friday night.

UNLV led for much of the game, jumping out to a 14-0 advantage at the end of the first quarter, 14-9 at halftime,

and was up 30-29 with under seven minutes left before the Bulldogs scored the final nine points in front of a crowd of 35,093.

The Rebels, who were opening Mountain West play, were forced to play two different quarterbacks again as starter **Doug Brumfield** left the game with an injury. True freshman **Cameron Friel** spelled Brumfield, who actually returned in the third quarter to engineer an 80-yard catch-and-run for a score by **Tyleek Collins** that built the visitor's lead to 21-9. Brumfield threw his first two career touchdowns in finishing with 143 yards while Friel 9-of-15 attempts for 138 yards.

REBEL OF THE GAME: Playing in front of his hometown for the final time, including 50 family and friends in the UNLV section, Super Senior **Charles Williams** led his team in both rushing and receiving yards. He ran for 102 yards and one touchdown and caught three passes for a career-high 96 yards, including a 50-yard sprint. The Chuck Wagon averaged nearly 110 yards rushing per game in five career matchups with the Bulldogs.

STAT OF THE GAME: PK **Daniel Gutierrez** improved to 7-for-7 on field goals this season and 28-of-34 in his career, which raised his career percentage to 82.4 – the highest in school history.

QUOTABLE: "I didn't want to disappoint them. I put it all on the line. It may be the last time they get to see me play in person because the next level is not guaranteed. So I wanted to give them all I could."
- UNLV Running Back **Charles Williams** about playing in front of his extended family

REBEL NOTES

- The Rebels fell to 13-27 in conference openers
- UNLV dropped to 8-9-1 in games played on Friday
- UNLV has now trailed after the first quarter in just one game this season – 7-0 last week vs. Iowa State
- This marked the third time FS was ranked while facing UNLV (2013, 2018)
- **Jacoby Windmon** led the way defensively, finishing with eight total tackles, including one TFL
- Las Vegas native **Adam Plant** had UNLV's lone QB sack for a loss of seven yards
- **Phillip Hill** hauled in his second interception of the season and the fourth by UNLV this season, which doubles the total the Rebels had in all six games in 2020
- The game featured two of the nation's top four running backs in career FBS rushing yards. Williams came in ranked No. 1 in the nation while FS standout **Mosby** 1.0-5; **Boehm** 0.5-1.
- **Ronnie Rivers** was fourth and finished with 48 yards on 14 carries
- UNLV outrushed the home team 152-83
- The Rebels remained perfect in the red zone in 2021 by scoring all four times vs. the Bulldogs

ISU	7	17	14	10	--	48
UNLV	0	0	3	0	--	3

FIRST QUARTER

ISU - B. Hall 1-yard run 8:04 (Mevis kick)

SECOND QUARTER

ISU - B. Hall 1-yard run 14:56 (Mevis kick)
ISU - X. Hutchinson 20-yard pass from Purdy 2:15 (Mevis kick)

ISU - Mevis 40-yard field goal 0:03

THIRD QUARTER

ISU - C. Kolar 30-yard pass from Purdy 11:03 (Assalley kick)
UNLV - Gutierrez 30 yard field goal 13:40
ISU - X. Hutchinson 17-yard pass from Purdy 1:51 (Assalley kick)

FOURTH QUARTER

ISU - Mevis 54-yard field goal 0:03
ISU - B. Stas 1-yard run 5:07 (Assalley kick)

	ISU	UNLV
First Downs	27	7
Rushes-Yards	37-184	31-40
Passing Yards	309	94
Passes C-A-I	23-30-0	10-19-1
Total Offense (Plays-Yds)	67-493	50-134
Fumble Returns-Yards	0-0	0-0
Punt Returns-Yards	4-23	0-0
Kickoff Returns-Yards	2-51	5-82
Interception-Yards	1-5	0-0
Punts (Number-Avg)	1-36.0	7-40.6
Fumbles-Lost	0-0	0-0
Penalties-Yards	5-52	6-47
Possession Time	32:11	27:49
Sacks-Yards	3-12	0-0

RUSHING: ISU- Hall 21-100; Purdy 6-33; Silas 5-32. UNLV- C. Williams 19-42; Reese 7-4; Magyar 3-3; Martell 9-2.

PASSING: ISU- Purdy 21-24-3-288; Dekkers 2-6-0-22. UNLV-Friel 8-13-0-67; Martell 2-6-0-27.

RECEIVING: ISU-Hutchinsons 10-133; Kolar 4-36; Scates 6-54; Anderson 2-22; Shaw 1-15; Allen 1-12. UNLV- Fauolo 4-36; Jakes 2-21; Collins 1-15; Jenkins 1-13.

INTERCEPTIONS: ISU- Young 1-5. UNLV- None.

FUMBLES: ISU-None. UNLV-None.

SACKS: ISU- Vaughn 1.0-4; Rose 1.0-3; Uwazurike 1.0. UNLV- None.

TACKLES: ISU- Vaughn 7; Rose 7; Hummel 7; King 4; Uwazurike 4; Horne 4. UNLV- Player 10; Plant Jr. 7; Windmon 7; Hill 6; Aokale 6; Lewis 5.

UNLV	14	0	7	9	--	30
FRESNO ST	0	9	13	16	--	38

FIRST QUARTER

UNLV - S. Jenkins 2-yard pass from Brumfield (Gutierrez kick) 10:00

UNLV - C. Williams 1-yard run (Gutierrez kick) 1:16

SECOND QUARTER

FS - C. Silva 25-yard field goal 11:38
FS - E. Brooks 18-yard pass from Haener (J. Cropper 2 point failed) 0:32

THIRD QUARTER

UNLV - T. Collins 80-yard pass from Brumfield (Gutierrez kick) 14:41
FS - J. Cropper 4-yard pass from Haener (Silva kick) 7:35

FS - J. Cropper 23-yard pass from Haener (J. Haener 2 point failed) 3:47

FOURTH QUARTER

FS - J. Cropper 25-yard pass from Haener (Silva kick) 12:21
UNLV - C. Reese 6-yard run (C. Friel kick 2 point failed) 9:57

UNLV - Gutierrez 30-yard field goal 6:38
FS - J. Cropper 26-yard pass from Haener (Silva kick) 4:53

FS - C. Silva 31-yard field goal 2:29

	UNLV	FS
First Downs	18	23
Rushes-Yards	36-152	23-83
Passing Yards	281	378
Passes C-A-I	15-28-0	30-42-1
Total Offense (Plays-Yds)	64-433	65-461
Fumble Returns-Yards	0-0	0-0
Punt Returns-Yards	0-0	1-14
Kickoff Returns-Yards	4-62	6-140
Interception-Yards	1-16	0-0
Punts (Number-Avg)	6-37.3	5-41.4
Fumbles-Lost	1-1	0-0
Penalties-Yards	5-36	4-45
Possession Time	31:36	28:24
Sacks-Yards	1-7	4-17

RUSHING: UNLV-C. Williams 19-102; Brumfield 4-39; Magyar 3-12; T. Collins 2-7; Reese 2-7. FS-Rivers 14-48; Kelly 1-28; Haener 4-12.

PASSING: UNLV-Friel 9-15-0-138; Brumfield 6-13-2-143. FS-Haener 30-42-5-378.

RECEIVING: UNLV-Collins 4-88; Jenkins 4-58; Williams 3-96; Griffin 1-20; Jakes 1-11; Fauolo 1-6. FS-J. Cropper 10-108; Wheatfall 5-115; Kelly 4-28; Brooks 3-31; Jones 2-32; Rivers 2-22; Mims 2-4; Watson 1-23; Pauwels Jr. 1-15..

INTERCEPTIONS: UNLV-Hill 1-16. FS- None.

FUMBLES: UNLV-Friel 1. FS- None.

SACKS: UNLV-Plant Jr. 1.0-7. FS-Bailey 0.5-1; Maeva 1.0-1; Atkins 1.5-7; Perales 0.5-3; Mosby 1.0-5; Boehm 0.5-1.

TACKLES: UNLV-Windon 8; Ajaike 7; Jackson 6; Hill 5; Wilborn 5; Oliver 4; N. Williams 3. FS-Bailey 7; E. Williams 6; Gates 5; Maeva 5; Early 4; Lux 4; Atkins 4.



2021 REBEL FOOTBALL



UNLV
UTSA



17
24

GAME 5

Alamodome • San Antonio Texas
Oct. 2, 2021 • Att. 20,154



TURNOVERS THE DIFFERENCE IN CLOSE LOSS AT UTSA

SAN ANTONIO, TX (UNLVRebels.com)

-- Facing yet another undefeated team at the time of the game, UNLV (0-5/0-1) made its way to San Antonio for the first time Saturday and was driving for the tying score at the end before falling to surging UTSA (5-0/1-0), 24-17, before a crowd of 20,154 inside the famed Alamodome to close out non-conference play. It marked the third time this season that the Rebels lost by one touchdown or less.

Cameron Friel threw a 63-yard touchdown to Steve

UNLV	7	3	0	7	--	17
UTSA	7	10	7	0	--	24

FIRST QUARTER

UTSA - J. Cephus 9-yard pass from F. Harris (Duplessis kick) 4:48
UNLV - S. Jenkins 63-yard pass from C. Friel (Gutierrez kick) 4:31

SECOND QUARTER

UNLV - Gutierrez 34-yard field goal
UTSA - Duplessis 25-yard field goal
UTSA - S. McCormick 1-yard run (Duplessis kick) 0:21

THIRD QUARTER

UTSA - D. Clark 31-yard pass from F. Harris (Duplessis kick) 2:55

FOURTH QUARTER

UNLV - Z. Griffin 9-yard pass from J. Rogers (Gutierrez kick) 6:46

	UNLV	UTSA
First Downs	20	23
Rushes-Yards	29-35	41-104
Passing Yards	316	278
Passes C-A-I	26-38-2	24-30-0
Total Offense (Plays-Yds)	67-351	71-382
Fumble Returns-Yards	0-0	0-0
Punt Returns-Yards	1-6	1-3
Kickoff Returns-Yards	1-22	2-62
Interception-Yards	0-0	2-6
Punts (Number-Avg)	2-44.5	3-40.3
Fumbles-Lost	1-1	1-0
Penalties-Yards	7-36	3-25
Possession Time	30:41	29:19
Sacks-Yards	0-0	6-33

RUSHING: UNLV- C. Williams 15-48; Magyar 4-12; C. Reese 1-2; K. Williams 1-1; Friel 8-(-28). UTSA- McCormick 29-89; F. Harris 7-22; Brady 2-7.

PASSING: UNLV- Friel 25-37-1-307. UTSA- Harris 24-30-2-278.

RECEIVING: UNLV- Faulou 6-40; Jenkins 5-114; Mendiola-Jensen 5-62; K. Williams 5-42; Z. Griffin 3-46; C. Williams 1-4. UTSA- Cephus 8-84; D. Clark 7-109; T. Ogle-Kellogg 3-19; Cardenas 2-25; Brady 1-13; Bradley 1-6.

INTERCEPTIONS: UNLV- None. UTSA- Woolen 1-0; Sam 1-6.

FUMBLES: UNLV- None. UTSA- None.

SACKS: UNLV- None. UTSA- Taylor 2.0-10; Henry 0.5-4; Bell II 1.0-3; Dantzler 1.0-1; Prox 1.0-10; Hick 0.5-5.

TACKLES: UNLV- B. Jackson 11; N. Williams 9; B. Scott 7; Windmon 7; Uasike 6; Ajiake 4; Baldwin 4; Lewis 4. UTSA- Wisdom 8; Taylor 7; Parks 6; Ligon 6; Haynes 5; Feaster 4; Harmanson 4.

Jenkins and then Daniel Gutierrez hit a short field goal to give the visitors a 10-7 lead early in the second quarter. However, two interceptions and a lost fumble by Friel led to two straight UTSA touchdowns, which proved the difference in the score.

UNLV, which was short about a fourth of its starters because of injury, entered the game tied for 42nd in the nation at plus-two in turnover margin but lost that key stat Saturday, 3-0, after the Rebels failed to get a takeaway for the first time in 2021.

Despite the costly trio turnovers, true freshman quarterback Friel completed seven of his first eight pass attempts en route to becoming the first Rebel QB to pass for 300 yards in a game since Max Gilliam in 2018. Friel finished 25-of-37 for 307 yards. Justin Rogers came off the bench to throw a nine-yard touchdown pass to Zyll Griffin in the fourth quarter on a fourth-down play to make it 24-17 with six minutes left but UNLV could get no closer after turning it over on downs on its final drive.

STAT OF THE GAME: PK Daniel Gutierrez improved to 8-for-8 on field goals this season and 29-of-35 in his career, which raised his career percentage to 82.9 -- the highest in school history

QUOTABLE: "That's a tough football team, they did a heck of a job. I don't need stats, I don't need anyone to tell me that that was our most undisciplined game. We beat ourselves in a lot of ways. We've got to look at ourselves and figure out why we did that. You're right up in that game until the end too, we've just got to communicate to our guys it's such a small margin for victory and they've got to understand that."

- UNLV Head Coach Marcus Arroyo

REBEL NOTES

- Steve Jenkins posted the first 100-yard receiving game for a Rebel since Kyle Williams at Hawaii in the 2020 season finale
- UTSA marked the fourth opponent to host the Rebels inside a domed stadium, joining Houston, Idaho and Idaho State
- The Rebels fell to 13-7 vs. teams currently in Conference USA but just 1-2 vs. teams who were members of the league at the time of the game
- UTSA became the 10th team from the Lone Star State to face UNLV in football
- The Roadrunners will return the game by playing at Allegiant on Sept. 25, 2027
- The teams were tied at 7 after the first quarter. UNLV has trailed after the first quarter in just one game this season -- 7-0 vs. Iowa State



UTAH STATE
UNLV



28
24

GAME 6

Allegiant Stadium • Las Vegas, NV
Oct. 16, 2021 • Att. 21,233



REBELS SEE UTAH STATE RALLY LATE

LAS VEGAS, NV (UNLVRebels.com) - After leading for most of the game, the UNLV (0-6/0-2) football team saw Utah State (4-2/2-1) run in a game-winning 11-yard touchdown with under a minute remaining to drop another heartbreaker in front of 21,322 inside Allegiant Stadium Saturday evening.

The Rebels have now lost four games this fall decided by a touchdown or less. UNLV took a 24-21 lead on Charles Williams' five-yard touchdown run, his third of the game, with 8:18 left in the third quarter. The three-point

advantage looked like it would hold up after Tavis Malakius blocked the Aggies' 41-yard field-goal attempt with just under five minutes remaining. However, after USU forced a quick three-and-out, the Aggies traveled 60 yards in nine plays to take the lead.

The Rebels had one more chance but a reception for a first down at midfield was instead ruled an interception, ending the host's threat with 10 seconds remaining.

REBEL OF THE GAME: It was the Chuck Wagon Show at Allegiant as Super Senior running back Charles Williams turned in a career night -- finishing with 221 yards on 27 carries and three touchdowns, including a 75-yard scoring scamper. Williams became the first Rebel to go over the 200-yard mark on the ground since Tim Cornett went for 220 at Air Force on Nov. 21, 2013. Williams' efforts pushed him past Lexington Thomas into second place on the UNLV career rushing list with 3,565 yards.

STAT OF THE GAME: With his 26-yard field goal, which opened the day's scoring, PK Daniel Gutierrez improved to 9-for-9 on three-pointers this season and 30-of-36 in his career, which raised his career percentage to 83.3 -- the highest in school history.

REBEL NOTES

- Charles Williams' three touchdowns gave him 25 in his career, moving him up two spots into a tie for fourth at the school with Mack Gilchrist (1968-71)
- The 221 net yards on the ground tied for the ninth-most in UNLV single-game history
- The game featured a wild first quarter that included one sequence of scores coming on three consecutive plays from scrimmage -- a UNLV field goal followed by a USU 100-yard kickoff return for a touchdown followed by a 75-yard rushing touchdown by the Rebels
- Utah State, which visited Las Vegas for the first time since 2017, improved to 5-0 vs. UNLV since joining the Mountain West
- UNLV finished 3-for-3 in the red zone Saturday, improving its season numbers to 17-of-18
- Including the block, USU missed on three field-goal attempts, marking the second time this fall that a UNLV opponent missed three (EWU in Game One)
- True freshman quarterback Cameron Friel started for the third time this season but was knocked out of the game late with an injury and was spelled by Justin Rogers for the second straight outing
- Freshman Cameron Oliver hauled in his second interception of the season and returned it 45 yards
- UNLV now has five interceptions through six games after picking off only two total passes in the six games that made up the 2020 season
- LB Austin Ajiake had a game-high 18 total tackles while Jacoby Windmon had 16, including four TFL
- UNLV blocked a field goal for the first time since vs. Hawaii in 2019
- This marked the third time this season that UNLV led at halftime (17-14) but the first time the team held a lead after the third quarter this fall (24-21)
- UNLV has trailed after the first quarter in just one game this season -- 7-0 vs. Iowa State

USU	7	7	7	7	--	28
UNLV	17	0	7	0	--	24

FIRST QUARTER

UNLV - Gutierrez 26-yard field goal 11:16
USU - S. Scarver 100-yard kick return (Coles kick) 11:03

UNLV - C. Williams 75-yard run (Gutierrez kick) 10:49

UNLV - C. Williams 1-yard run (Gutierrez kick) 10:49

SECOND QUARTER

USU - Thompkins 37-yard pass from Bonner (Coles kick) 12:53

THIRD QUARTER

USU - Thompkins 6-yard pass from Bonner (Coles kick) 13:09

UNLV - C. Williams 5-yard run (Gutierrez kick) 8:18

FOURTH QUARTER

USU - E. Noa 11-yard rush (Coles kick) 00:35

	USU	UNLV
First Downs	26	12
Rushes-Yards	46-154	31-219
Passing Yards	298	111
Passes C-A-I	21-32-1	12-24-2
Total Offense (Plays-Yds)	78-440	55-330
Fumble Returns-Yards	0-0	0-0
Punt Returns-Yards	4-37	0-0
Kickoff Returns-Yards	4-185	1-18
Interception-Yards	2-0	1-45
Punts (Number-Avg)	6-39.5	2-34.5
Fumbles-Lost	5-0	1-0
Penalties-Yards	8-55	7-95
Possession Time	32:18	27:42
Sacks-Yards	1-7	1-2

RUSHING: USU-Tyler 17-60; Noa 7-37; Makakona 6-20; Thompkins 2-14. US-C. Williams 27-221; Friel 1-4; Tate 1-0; Rogers 2-(-6).

PASSING: USU-Bonner 21-32-2-37. UNLV-Friel 11-21-0-28; Rogers 1-3-0-4.

RECEIVING: USU-D. Thompkins 12-174; Wright 5-48; Bowling 1-14; McGniff 1-11. UNLV-K. Williams 4-43; Mendiola-Jensen 3-5; Magyar 2-20; Ballungay 1-28; Jenkins 1-4.

INTERCEPTIONS: USU-Bond 2-0. UNLV-Oliver 1-45.

FUMBLES: USU-None. UNLV- None.

SACKS: USU-Reynolds 1.0-7; UNLV-B. Scott 1.0-2.

TACKLES: USU-Bond 9; Reynolds 7; Gilliam 7; Vangphachanh 6; Rice 5; Heninger 4. UNLV-Ajiake 18; Windmon 16; Plant Jr. 6; Hill 6; Jackson. 5; Malakius 5.

2021 REBEL FOOTBALL



SAN JOSE STATE

UNLV



27

20

GAME 7

Allegiant Stadium • Las Vegas
Oct. 21, 2021 • Att. 19,318



REBELS SUFFER FIFTH ONE-SCORE LOSS

LAS VEGAS (UNLVRebels.com) - The UNLV (0-7/0-3) football team saw its 19-play drive to potentially tie the game ultimately end at the 19-yard line of San Jose State (4-4/2-2) as time expired in another heartbreaking defeat, 27-20, in front of 19,318 fans at Allegiant Stadium Thursday night.

The Mountain West defending-champion Spartans spoiled the Rebels' Homecoming game by outscoring the hosts 24-3 after falling behind by two touchdowns in the second quarter.

UNLV used a six-yard touchdown pass from **Cameron**

Friel to Steve Jenkins, a 53-yard field goal by **Daniel Gutierrez** and a one-yard rush by **Charles Williams** to build a healthy 17-3 advantage. The Rebels, however, fumbled with just seconds remaining before halftime and SJSU found the end zone to capture momentum.

The 53-yard field goal by Gutierrez not only tied for the fifth-longest in school history but also gave the senior a school record with his 15th consecutive field goal, breaking a tie with longtime record-holder Jim Cook, who hit 14 straight in 1987. Gutierrez stretched his record to 16 with a 30-yarder in the third quarter, which proved to be his team's only points in the second half. His 40-yard attempt with under 10 minutes remaining, however, was blocked.

REBEL OF THE GAME: True freshman QB **Cameron Friel** completed 20-of-28 pass attempts for 240 yards with zero turnovers.

STAT OF THE GAME: SJSU's field goal block, which kept the game tied at 20, marked the first time a UNLV opponent blocked a field-goal attempt in six years (Colorado State on Oct. 24, 2015)

QUOTABLE: "I know we're crushed. It's the fifth game now in the 4th quarter. We feel like we're matched up. We have to make sure we go back and look at exactly how we finish a game."
-UNLV Head Coach Marcus Arroyo

REBEL NOTES

- The Rebels lost by a touchdown or less for the fourth straight outing and fifth time this season
- UNLV fell to 26-27 all-time on Homecoming
- **Charles Williams'** first-half touchdown gave him 26 in his career, breaking a tie for fourth at the school with **Mack Gilchrist** (1968-71)
- **Williams'** 94 yards rushing gave him 3,659 yards for his career, which is 74 yards short of school-record holder **Tim Cornett** (2010-13)
- WR **Kyle Williams** posted his first 100-yard game of the season and the third of his young career with seven catches for 117 yards
- UNLV head coach **Marcus Arroyo** played quarterback, graduated from and coached at San Jose State. He is the third Rebel coach to face his alma mater while at the school (**Bill Ireland** and **Tony Knap**)



UNLV



UNR



20

51

GAME 8

Mackay Stadium • Reno, NV
Oct. 29, 2021 • Att. 28,960



JENKINS' BIG NIGHT NOT ENOUGH, REBELS FALL IN RENO

RENO (UNLVRebels.com) - An injury-riddled UNLV (0-8/0-4) football team lost 51-20 to in-state rival UNR (6-2/3-1) in a game played on the Nevada Day holiday in front of an announced crowd of 28,960 at Mackay Stadium Friday night.

The famed Fremont Cannon will stay blue another year after the Wolf Pack built a 20-0 halftime lead and bumped its advantage to 34-0 before the Rebels came to life offensively in the second half. UNR also earned three points in the Silver State Series presented by IBEW Local 401 and Nevada Donor Network. UNLV's **Phillip Hill** intercepted UNR QB **Carson Strong** with just over a minute remaining before halftime and the

Rebels were driving for a score when true freshman signal-caller **Cameron Friel** threw an interception in the end zone to end the threat. However, Friel engineered a 75-yard scoring drive late in the third quarter capped by a 23-yard strike to **Kyle Williams**, the first TD of the season for the receiver.

Charles Williams scored his team's second touchdown with a four-yard scamper on fourth down in the fourth quarter, marking the Chuck Wagon's 27th career score on the ground. After recovering a Pack fumble, Friel then found **Steve Jenkins** from 18 yards out for the Rebels' final points. Friel, who also threw two pick-sixes, gutted his way to 283 yards while completing 27 of 41 attempts on the night.

REBEL OF THE GAME: **Steve Jenkins** shined at Mackay Stadium for the second straight trip, finishing with 12 receptions for 133 yards. It was his second 100-yard game of the season and second at UNR after a 140-yard, 2-TD performance here in 2019. The dozen catches on Friday tied for the third-most in school history and were the most by a Rebel since **Phillip Payne** had 13 vs. Southern Utah in 2011.

STAT OF THE GAME: Game-planning to stop UNLV RB **Williams**, the UNR defense held the Rebels to 10 net yards rushing after five sacks for minus-28 yards were included in the total. It was the lowest mark for UNLV on the ground since gaining just five yards at TCU in 2005.

QUOTABLE: "Obviously disappointed to come in here and play the way we played. They are an experienced group and we didn't play well enough or consistently enough to beat a team like that. We've got to go back and make sure we get some things cleaned up."
-UNLV Head Coach Marcus Arroyo

REBEL NOTES

- UNR improved its record to 28-19 all-time in the Battle for the Fremont Cannon
- UNLV came in having won three of its last four games at Mackay Stadium
- **Williams'** 30 net yards rushing gave him 3,689 yards for his career, which is 44 yards short of school-record holder **Tim Cornett** (2010-13)
- DB **Phillip Hill** now has three interceptions, which is one more than the entire UNLV team had during the 2020 shortened season
- UNLV's defense rose up to turn in two goal-line stands in one series during the first half as UNR ran eight plays after reaching the Rebel two-yard line but ultimately had to settle for a field goal - even after benefitting from a first down via a personal foul penalty on a failed third-down attempt
- **Austin Ajajike** led UNLV with 10 total tackles
- UNLV trailed after the first quarter for just the second time this season (trailed 7-0 to Iowa State in Game Three) and also was shut out in the first half for the first time since that matchup with the Cyclones
- The 47 meetings with UNR are by far the most by UNLV vs. any opponent
- UNLV was so low on healthy tight ends, freshman O-lineman **Jemini Leuta-Ulu** played much of the game as a blocking H-back wearing jersey No. 99

SJSU	3	10	0	14	--	27
UNLV	7	10	3	0	--	20

FIRST QUARTER

UNLV - Jenkins 6-yard pass from C. Friel (Gutierrez kick) 12:47

SJSU - Mercurio 26-yard field goal 7:29

SECOND QUARTER

UNLV - Gutierrez 53-yard field goal 12:20

UNLV - C. Williams 1-yard run (Gutierrez kick) 5:51

SJSU - Mercurio 36-yard field goal 1:07

SJSU - T. Nevens 1-yard run (Mercurio kick) 0:02

THIRD QUARTER

UNLV - Stevenson 11-yard pass from Oblad 2:33

UNLV - Gutierrez 30-yard field goal 8:56

FOURTH QUARTER

SJSU - T. Nevens 10-yard run (Mercurio kick) 14:21

SJSU - N. Nash 15-yard run (Mercurio kick) 7:14

	SJSU	UNLV
First Downs	20	18
Rushes-Yards	33-216	18-95
Passing Yards	213	240
Passes C-A-I	17-28-0	20-29-0
Total Offense (Plays-Yds)	61-429	69-335
Fumble Returns-Yards	1-7	1-0
Punt Returns-Yards	2-6	0-0
Kickoff Returns-Yards	2-1	2-48
Interception-Yards	0-0	0-0
Punts (Number-Avg)	1-38.0	3-39.0
Fumbles-Lost	2-1	1-1
Penalties-Yards	1-5	3-18
Possession Time	25:42	34:18
Sacks-Yards	5-27	1-4

RUSHING: SJSU-Nash 17-121; Holiness 1-54; Nevens 14-32; Garrett 1-9. UNLV-C. Williams 24-94; Magyar 1-0.

PASSING: SJSU-Nash 17-28-0-213. UNLV-Friel 20-28-1-240.

RECEIVING: SJSU-Deese Jr. 6-106; Ross 6-63; Braddock 2-22; Garrett 2-17. UNLV-K. Williams 7-117; Jenkins 6-70; Zeon III 4-36; Jakes 2-17.

INTERCEPTIONS: SJSU-None. UNLV-None.

FUMBLES: SJSU-Nash 1. UNLV-C. Williams - 1.

SACKS: SJSU-Harmon 1.0-8; Cobbs 1.0-3; Fehoko 2.0-6. UNLV-Scott 1.0-4.

TACKLES: SJSU-Harmon 11; Shelton 9; Reed 7; Hall 6; Cobbs 5; Lenard 5; Smith 5. UNLV-Ajajike 10; Windmon 9; Jackson 5; A. Lewis 4; Houston 4; Scott 4; Wilborn 4; Malakius 4; Fahina 4.

UNLV	0	0	7	13	--	20
UNR	10	10	21	10	--	51

FIRST QUARTER

UNR - C. Turner 4-yard pass from C. Strong (Talton kick) 12:55

UNR - Talton 52-yard field goal 4:47

SECOND QUARTER

UNR - Talton 23-yard field goal 11:44

UNR - R. Doubs 28-yard pass from C. Strong (Talton kick) 6:37

THIRD QUARTER

UNR - T. Williams 49-yard interception return (Talton kick) 14:19

UNR - C. Turner 23-yard pass from C. Strong (Gutierrez kick) 6:58

UNLV - K. Williams 23-yard pass from C. Friel (Gutierrez kick) 3:15

UNR - T. Horton 31-yard pass from C. Strong (Talton kick) 2:08

FOURTH QUARTER

UNLV - C. Williams 4-yard run (Gutierrez kick) 12:51

UNLV - S. Jenkins 18-yard pass from C. Friel (Gutierrez kick) 12:27

UNR - Talton 22-yard field goal 6:44

UNR - D. Henley 50-yard interception return (Talton kick) 4:34

	UNLV	UNR
First Downs	21	25
Rushes-Yards	24-10	19-21
Passing Yards	283	417
Passes C-A-I	27-41-3	37-49-1
Total Offense (Plays-Yds)	65-293	68-438
Fumble Returns-Yards	0-0	0-0
Punt Returns-Yards	2-6	0-0
Kickoff Returns-Yards	1-23	3-17
Interception-Yards	1-19	3-105
Punts (Number-Avg)	4-44.8	0-0
Fumbles-Lost	0-0	0-0
Penalties-Yards	1-5	3-18
Possession Time	28:42	31:18
Sacks-Yards	1-1	5-33

RUSHING: UNLV-Williams 39-30; Reese 1-8. UNR-T. Tava 8-17; Strong 5-4; Morrow 4-4; Lee 6-3.

PASSING: UNLV-Friel 27-41-2-283. UNR-Strong 37-49-4-417.

RECEIVING: UNLV-Jenkins 12-133; K. Williams 5-60; Phillips Jr. 4-26; Reese 2-29. UNR-M. Stovall 9-90; C. Turner 7-63; Horton 5-64; Tava 5-41; Doubs 4-58.

INTERCEPTIONS: UNLV-Hill 1-19. UNR-J. Claiborne 1-6; Henley 1-50; T. Williams 1-49.

FUMBLES: UNLV-None. UNR-None.

SACKS: UNLV-Sagapolutele 1.0-1. UNR-Nichols 1.5-10; Grzesiak 1.0-11; A. Johnson 1.0-5; Toomer 1.0-6.

TACKLES: UNLV-Ajajike 10; Windmon 6; Oliver 5; A. Lewis 4; Ehimare 4; R. Johnson 4; B. Jackson 4. UNR-Claiborne 7; Lee 7; Hall 6; Henley 5; Powers 3; Mahannah 3; Nichols 3.



REBEL DEPTH CHART

at New Mexico

REBEL OFFENSE

POS	NO	NAME (HGT, WGT, YR-EXP)
LT	71	Daviyon McDaniel (6-3, 305, JR-TR)
	76	Clayton Bradley (6-5, 295, SR-1L)
LG	74	Julio Garcia II (6-3, 330, SR-4L)
	64	Will Bonkavich (6-3, 285, JR-TR)
C	79	Leif Fautanu (6-2, 320, SO-1L)
	78	Jeminai Leuta-Ulu (6-3, 250, FR-RS)
RG	60	Amani Trigg-Wright (6-4, 305, JR-1L)
	66	Mike Overland III (6-4, 320, FR-RS)
RT	70	Tiger Shanks (6-5, 345, FR-RS)
	72	Brandon Logan (6-6, 255, SO-TR)
TE	45	Giovanni Fauolo Sr. (6-2, 255, SR-4L)
	19	Kaleo Ballungay (6-6, 260, FR-RS) -OR-
	18	Shaun Grayson (6-3, 235, FR-HS)
WR	4	Steve Jenkins (6-0, 185, JR-2L)
	84	Kilinahe Mendiola-Jensen (6-1, 160, FR-HS)
WR	3	Zyell Griffin (6-2, 185, SO-1L)
	86	Marcus Phillips Jr. (6-3, 215, JR-1L)
WR	1	Kyle Williams (6-0, 175, SO-1L)
	17	Jordan Jakes (6-5, 210, SO-TR)
QB	7	Cameron Friel (6-3, 220, FR-HS)
	2	Doug Brumfield (6-5, 215, FR-RS) -OR-
	5	Justin Rogers (6-4, 220, JR-1L)
RB	8	Charles Williams (5-9, 200, SR-4L)
	36	Chad Magyar (6-2, 215, JR-2L)
	26	Courtney Reese (5-8, 155, SO-1L)

REBEL DEFENSE

POS	NO	NAME (HGT, WGT, YR-EXP)
SAM	8	Kylan Wilborn (6-2, 245, SR-TR)
	9	LeShaun Bell (6-3, 235, FR-HS)
DE	6	Naki Fahina (6-0, 275, JR-2L)
	96	Waisale Muavesi (6-2, 300, FR-RS)
NT	94	Kolo Uasike (6-0, 305, SR-4L)
	95	Anthony Sagapolutele (5-11, 240, FR-HS)
DE	62	Eliel Ehimare (6-2, 285, JR-1L)
	55	Tavis Malakius (6-2, 280, JR-1L)
WILL	7	Adam Plant Jr. (6-5, 250, JR-1L)
	22	Brennon Scott (6-1, 235, FR-RS)
MIKE	27	Austin Ajiake (6-2, 220, SR-3L)
	53	Farrell Hester III (6-1, 240, SR-4L)
JACK	4	Jacoby Windmon (6-2, 215, JR-2L)
	44	Kyle Beaudry (6-1, 220, JR-2L)
CB	28	Aaron Lewis (5-9, 185, SR-2L)
	25	Cameron Oliver (6-1, 165, FR-HS)
SS	5	Phillip Hill (6-0, 190, JR-1L)
	14	Tyson Player (6-1, 180, SO-1L)
FS	24	Bryce Jackson (5-9, 190, SR-3L)
	0	Ricky Johnson (6-1, 160, SO-1L)
CB	2	Nohl Williams (6-0, 170, SO-1L)
	13	Jeremiah Houston (6-0, 185, SR-1L)

REBEL SPECIALISTS

PK	32	Daniel Gutierrez (5-11, 215, SR-3L)	KR	2	Nohl Williams (6-0, 170, SO-1L)
P	56	Evan Silva (6-2, 185, JR-SQ)	36	Chad Magyar (6-2, 215, SR-3L)	
	46	Charlton Butt (6-2, 205, SO-1L)	4	Steve Jenkins (6-0, 185, JR-2L)	
LS	52	Rex Goosen (6-2, 185, SR-2L)	PR	2	Nohl Williams (6-0, 170, SO-1L)
	59	Walker Hardan (6-1, 235, SO-SQ)	4	Steve Jenkins (6-0, 185, JR-2L)	
H	56	Evan Silva (6-2, 185, JR-SQ)			



2021 REBEL FOOTBALL



2021 RESULTS (0-8, 0-4 MW)

Date	Opponent	W/L	Score	Attend
Sept. 2	E. WASHINGTON	L	33-35(2OT)	21,970
Sept. 11	at #23 Arizona State	L	10-37	42,918
Sept. 18	#14 IOWA STATE	L	3-48	35,193
Sept. 24	at #22 Fresno State*	L	30-38	35,093
Oct. 2	at UTSA	L	17-24	20,154
Oct. 16	UTAH STATE*	L	24-28	21,322
Oct. 21	SAN JOSE STATE*	L	27-20	19,318
Oct. 29	at UNR*	L	51-20	28,960
Nov. 6	at New Mexico*		4:00 p.m.	
Nov. 13	HAWAI'I*		1:00 p.m.	
Nov. 19	SAN DIEGO STATE*		1:00 p.m.	
Nov. 26	at Air Force*		12:30 p.m.	

*Mountain West Game

Record	Overall	Home	Away	Neutral
All Games	0-8	0-4	0-4	0-0
Conference	0-4	0-2	0-2	0-0
Non-Conference	0-4	0-2	0-2	0-0

SCORE BY QUARTERS

	1st	2nd	3rd	4th	OT	Total
UNLV	48	26	27	43	13	157
Opponents	34	80	86	73	15	288

ATTENDANCE (AVG)

Total:	8/224,928	8/28,116
Home:	4/97,803	4/24,450
Away:	4/127,125	3/31,781
Neutral:	0/0	0/0

UNLV TEAM STATISTICS

Team Statistics

	UNLV	OPP
Scoring	157	288
Points per game	19.6	36.0
Points Off Turnovers	23	45
First Downs	124	194
Rushing	50	71
Passing	65	112
Penalty	9	11
Rushing Yardage	838	1137
Yards gained rushing	1099	1262
Yards lost rushing	261	125
Rushing attempts	267	280
Average per rush	3.1	4.1
Average per game	104.8	142.1
TDs Rushing	11	12
Passing Yardage	1532	2427
Comp-Att-Int	129-221-9	200-278-6
Average per pass	6.9	8.7
Average per catch	11.9	12.1
Average per game	191.5	303.4
TDs Passing	7	21
Total offense	2370	3564
Total plays	488	558
Average per play	4.9	6.4
Average per game	296.3	445.5
Kick returns: #-Yards	15-265	23-524
Punt returns: #-Yards	3-28	20-176
Int returns: #-Yards	6-80	9-131
Kick return average	17.7	22.8
Punt return average	9.3	8.8
Int return average	13.3	14.6
Fumbles-Lost	7-4	13-4
Penalties-Yards	41-336	47-389
Average per game	42.0	48.6
Punts-Yards	42-1665	17-666
Average per punt	39.6	39.2
Net punt average	35.5	37.5
Kickoffs-Yards	35-1779	55-3334
Average per kick	50.8	60.6
Net kick average	33.8	41.1
Time of possession / game	29:46	30:33
3rd-down conversion	36/111	48/101
3rd-down pct	32%	48%
4rd-down conversion	4/12	7/14
4rd-down pct	33%	50%
Sacks by-Yards	8-32	32-180
Misc Yards	0	0
Touchdowns scored	18	36
Field goals - attempts	11-12	13-21
On-Side Kicks	0-0	0-0
Red-zone scores	(22-24) 92%	(33-41) 80%
Red-zone touchdowns	(14-24) 58%	(22-41) 54%
PAT-attempts	(15-18) 83%	(32-36) 89%
Attendance	97803	127125
Games / Avg per game	4/24451	4/31781
Neutral site games	-	0/0



2021 REBEL FOOTBALL

2021 GAME-BY-GAME TEAM STATISTICS

TOTAL OFFENSE

Player	g	plays	rush	pass	total	avg/g
Cameron Friel	6	194	-73	1142	1069	178.2
Charles Williams	8	162	749	0	749	93.6
Doug Brumfield	3	58	109	320	429	143.0
Tate Martell	2	11	2	27	29	14.5
Jayvaun Wilson	2	7	29	0	29	14.5
Chad Magyar	8	9	27	0	27	3.4
Courtney Reese	8	8	19	0	19	2.4
Tyleek Collins	4	2	7	0	7	1.8
Kyle Williams	7	2	7	0	7	1.0
Steve Jenkins	8	2	5	0	5	0.6
Justin Rogers	4	31	-39	43	4	1.0
Team	8	0	-4	0	-4	-0.5
Total	8	488	838	1532	2370	296.3
Opponents	8	558	1137	2427	3564	445.5

PASSING

Player	gp	effic	comp-att-int	pct	yds	td	lg	avg/g
Cameron Friel	6	125.9	100-155-7	64.5	1142	4	63	190.3
Doug Brumfield	3	124.3	17-39-1	43.6	320	2	80	106.7
Justin Rogers	4	74.6	10-20-1	50.0	43	1	9	10.8
Tate Martell	2	71.1	2-6-0	33.3	27	0	15	13.5
Team	8	0.0	0-1-0	0.0	0	0	0	0.0
Total	8	118.9	129-221-9	58.4	1532	7	80	191.5
Opponents	8	165.9	200-278-6	71.9	2427	21	55	303.4

RUSHING

Player	gp	att	gain	loss	net	avg	td	lg	avg/g
Charles Williams	8	162	794	45	749	4.6	8	75	93.6
Cameron Friel	6	39	52	125	-73	-1.9	0	8	-12.2
Doug Brumfield	3	19	132	23	109	5.7	2	37	36.3
Justin Rogers	4	11	8	47	-39	-3.5	0	5	-9.8
Chad Magyar	8	9	27	0	27	3.0	0	7	3.4
Courtney Reese	8	8	24	5	19	2.4	1	8	2.4
Jayvaun Wilson	2	7	33	4	29	4.1	0	13	14.5
Tate Martell	2	5	9	7	2	0.4	0	9	1.0
Tyleek Collins	4	2	8	1	7	3.5	0	8	1.8
Steve Jenkins	8	2	5	0	5	2.5	0	4	0.6
Kyle Williams	7	2	7	0	7	3.5	0	6	1.0
Team	8	1	0	4	-4	-4.0	0	0	-0.5
Total	8	267	1099	261	838	3.1	11	75	104.8
Opponents	8	280	1262	125	1137	4.1	12	54	142.1

PUNTING

Player	no.	yds	avg	lg	tb	fc	i20	50+	blk
Evan Silva	36	1437	39.9	56	1	10	8	2	0
Charlton Butt	6	228	38.0	45	0	0	0	0	0
Total	42	1665	39.6	56	1	10	8	2	0
Opponents	17	666	39.2	56	0	7	7	2	0

PUNT RETURNS

Player	no.	yds	avg	td	lg
Nohl Williams	3	28	9.3	0	22
Total	3	28	9.3	0	22
Opponents	20	176	8.8	0	47

INTERCEPTIONS

Player	no.	yds	avg	td	lg
Phillip Hill	3	35	11.7	0	19
Cameron Oliver	2	45	22.5	0	45
Nohl Williams	1	0	0.0	0	0
Total	6	80	13.3	0	45
Opponents	9	131	14.6	2	50

RECEIVING

Player	gp	no.	yds	avg	td	lg	avg/g
Steve Jenkins	8	32	420	13.1	4	63	52.5
Kyle Williams	7	30	384	12.8	1	58	54.9
Giovanni Fauolo	5	14	104	7.4	0	14	20.8
Kilinahe Mendiola-Jensen	4	9	69	7.7	0	22	17.3
Charles Williams	8	7	125	17.9	0	50	15.6
Zyell Griffin	5	7	106	15.1	1	23	21.2
Shelton Zeon III	7	6	46	7.7	0	12	6.6
Tyleek Collins	4	5	103	20.6	1	80	25.8
Jordan Jakes	4	5	49	9.8	0	12	12.3
Marcus Phillips Jr.	7	4	26	6.5	0	13	3.7
Courtney Reese	8	3	27	9.0	0	25	3.4
Chad Magyar	8	3	26	8.7	0	11	3.3
Kue Olotoa	8	2	12	6.0	0	10	1.5
Kaleo Ballungay	7	1	28	28.0	0	28	4.0
Shaun Grayson	1	1	7	7.0	0	7	7.0
Total	8	129	1532	11.9	7	80	191.5
Opponents	8	200	2427	12.1	21	55	303.4

KICK RETURNS

Player	no.	yds	avg	td	lg
Nohl Williams	6	109	18.2	0	22
Tyleek Collins	5	75	15.0	0	22
Steve Jenkins	3	71	23.7	0	31
Chad Magyar	1	10	10.0	0	10
Total	15	265	17.7	0	31
Opponents	23	524	22.8	1	100

SCORING

Player	td	fg	PAT					dpx	saf	pts
			kick	rush	rcv	pass				
Charles Williams	8	-	-	-	-	-	-	-	48	
Daniel Gutierrez	-	11-12	14-14	-	-	-	-	-	47	
Steve Jenkins	4	-	-	-	-	-	-	-	24	
Doug Brumfield	2	-	-	-	-	1	-	-	12	
Courtney Reese	1	-	-	-	1	-	-	-	8	
Tyleek Collins	1	-	-	-	-	-	-	-	6	
Zyell Griffin	1	-	-	-	-	-	-	-	6	
Kyle Williams	1	-	-	-	-	-	-	-	6	
Total	18	11-12	14-14	0	1	1	0	0	157	
Opponents	36	13-21	31-32	0	1	1	0	0	288	

ALL-PURPOSE

Player	g	rush	rcv	pr	kr	ir	total	avg/g
Charles Williams	8	749	125	0	0	0	874	109.3
Steve Jenkins	8	5	420	0	71	0	496	62.0
Kyle Williams	7	7	384	0	0	0	391	55.9
Tyleek Collins	4	7	103	0	75	0	185	46.3
Nohl Williams	7	0	0	28	109	0	137	19.6
Doug Brumfield	3	109	0	0	0	0	109	36.3
Zyell Griffin	5	0	106	0	0	0	106	21.2
Giovanni Fauolo	5	0	104	0	0	0	104	20.8
Kilinahe Mendiola-Jensen	4	0	69	0	0	0	69	17.3
Chad Magyar	8	27	26	0	10	0	63	7.9
Jordan Jakes	4	0	49	0	0	0	49	12.3
Shelton Zeon III	7	0	46	0	0	0	46	6.6
Courtney Reese	8	19	27	0	0	0	46	5.8
Cameron Oliver	8	0	0	0	0	45	45	5.6
Phillip Hill	7	0	0	0	0	35	35	5.0
Jayvaun Wilson	2	29	0	0	0	0	29	14.5
Kaleo Ballungay	7	0	28	0	0	0	28	4.0
Marcus Phillips Jr.	7	0	26	0	0	0	26	3.7
Kue Olotoa	8	0	12	0	0	0	12	1.5
Shaun Grayson	1	0	7	0	0	0	7	7.0
Tate Martell	2	2	0	0	0	0	2	1.0
Justin Rogers	4	-39	0	0	0	0	-39	-9.8
Cameron Friel	6	-73	0	0	0	0	-73	-12.2
Team	8	-4	0	0	0	0	-4	-0.5
Total	8	838	1532	28	265	80	2743	342.9
Opponents	8	1137	2427	176	524	131	4395	549.4

FIELD GOALS

Player	fg	pct.	01-19	20-29	30-39	40-49	50-99	lg	blk
Daniel Gutierrez	11-12	91.7	0-0	3-3	4-4	2-3	2-2	53	1
Opponents	13-21	61.9	0-0	8-8	2-5	1-5	2-3	54	1

2021 REBEL FOOTBALL



2021 INDIVIDUAL STATISTICS

DEFENSIVE STATISTICS

#	Player	gp	Tackles				tfl/yds	Sacks no-yds	Pass defense			Fumbles		blkd	
			ua	a	tot				int-yds	brup	qbh	fr-yds	ff	kick	saf
27	Austin Ajiake	8	43	31	74	.	.	.	1	1	
4	Jacoby Windmon	8	41	31	72	2.5-10	1.5-6	.	1	.	.	1	.	.	
24	Bryce Jackson	8	34	14	48	.	.	.	3	.	1-0	1	.	.	
28	Aaron Lewis	7	25	7	32	1.5-1	.	.	1	
5	Phillip Hill	7	23	8	31	1.5-3	1-2	3-35	1	
2	Nohl Williams	7	24	5	29	.	.	1-0	2	
25	Cameron Oliver	8	22	5	27	1.5-4	.	2-45	1	
7	Adam Plant Jr.	7	15	10	25	3-17	2-15	
22	Brennon Scott	7	13	10	23	5-10	2-6	.	1	
8	Kylan Wilborn	7	10	10	20	.	.	.	2	
94	Kolo Uasike	7	10	9	19	1-3	1-0	.	.	.	
14	Tyson Player	4	9	9	18	.	.	.	1	
0	Ricky Johnson	6	8	7	15	.	.	.	1	
62	Eliel Ehimare	6	6	9	15	1-6	
6	Naki Fahina	5	6	8	14	1-3	.	.	1	1	.	1	.	.	
55	Tavis Malakius	6	3	10	13	1	1	.	
90	Connor Murphy	3	4	7	11	1.5-1	
37	Davone Walden Jr.	5	9	2	11	.	.	.	1	
21	Johnathan Baldwin	5	7	3	10	1-3	.	.	1	
40	Dondi Fuller	4	5	2	7	
95	Anthony Sagapolutele	3	3	3	6	1-1	1-1	
53	Farrell Hester II	2	1	4	5	
13	Jeremiah Houston	1	2	2	4	.	.	.	1	
44	Kyle Beaudry	3	2	2	4	
81	Kue Olotoa	4	3	1	4	1-0	1	.	.	
9	LeShaun Bell	4	1	3	4	
4	Steve Jenkins	2	1	2	3	
50	Jalen Dixon	3	2	1	3	0.5-2	0.5-2	
36	Chad Magyar	3	3	.	3	
39	Daniel Godfrey	3	2	1	3	
26	Ose Egbase	2	2	.	2	1-1	
32	Daniel Gutierrez	2	2	.	2	
77	Anthony Berry	1	1	.	1	
96	Waisale Muavesi	1	1	.	1	
43	Malakai Salu	1	1	.	1	
88	Shelton Zeon III	1	1	.	1	
1	Kyle Williams	1	.	1	1	
29	Tre Caine	1	1	.	1	
34	Tyray O'Dell	1	.	1	1	
84	Kiinaha Mendiola-Jensen	1	1	.	1	
20	Tavai Tuitasi	1	.	1	1	
33	Mychal Victor	1	.	1	1	
10	Vic Viramontes	1	1-0	.	.	.	
Totals		8	347	220	567	23-65	8-32	6-80	19	2	4-0	5	1	0	
Opponents		8	269	228	497	59-243	32-180	9-131	30	13	3-7	4	1	0	

STARTING LINEUPS

OFFENSE

OPPONENT

	WR	WR	LG	LT	C	RG	RT	TE/WR	QB	TE/WR/RB	RB	PK
EWU	Z. Griffin	K. Williams	Garcia	Bradley	Fautanu	McDaniel	Shanks	Fauolo	Rogers	Jenkins	C. Williams	Gutierrez
at Arizona State	Z. Griffin	K. Williams	Garcia	Bradley	Fautanu	McDaniel	Shanks	Fauolo	Brumfield	Jenkins	C. Williams	Gutierrez
IOWA STATE	T. Collins	K. Williams	Garcia	Bradley	Fautanu	McDaniel	Shanks	Fauolo	Friel	Jenkins	C. Williams	Gutierrez
at Fresno State	T. Collins	Z. Griffen	Garcia	McDaniel	Fautanu	A. Trigg-Wright	Shanks	Fauolo	Brumfield	Jenkins	C. Williams	Gutierrez
at UTSA	Mendiola-Jensen	K Williams	Garcia	Bradley	Fautanu	A. Trigg-Wright	McDaniel	Fauolo	Friel	Jenkins	C. Williams	Gutierrez
UTAH STATE	Mendiola-Jensen	K Williams	Garcia	Bradley	Fautanu	McDaniel	Shanks	Fauolo	Friel	Jenkins	C. Williams	Gutierrez
SAN JOSE STATE	J. Jakes	K Williams	Garcia	McDaniel	Fautanu	A. Trigg-Wright	Shanks	Ballungay	Friel	Phillips Jr.	C. Williams	Gutierrez
at UNR	Phillips Jr.	K Williams	Garcia	McDaniel	Fautanu	A. Trigg-Wright	Shanks	Godfrey	Friel	Jenkins	C. Williams	Gutierrez

DEFENSE

OPPONENT

	DE	DT	DT /LB	LB	LB	LB/DL/CB	NICK	CB/DE/LB	SS	FS	CB	P
EWU	Plant	Uasike	Murphy	Windmon	Ajiake	Bell	Lewis	N. Williams	Hill	Jackson	Oliver	Silva
at Arizona State	Plant	Uasike	Murphy	Windmon	Ajiake	Ehimare	Lewis	N. Williams	Hill	Jackson	Oliver	Silva
IOWA STATE	Plant	Uasike	Murphy	Windmon	Ajiake	Bell	Lewis	Fahina	Johnson	Player	Oliver	Silva
at Fresno State	Plant	Uasike	Murphy	Windmon	Ajiake	Walden Jr.	Lewis	Fahina	Hill	Player	Oliver	Silva
at UTSA	Ehimare	Uasike	Scott	Windmon	Ajiake	Wilborn	Lewis	N. Williams	Johnson	Jackson	Oliver	Silva
UTAH STATE	Ehimare	Uasike	Scott	Windmon	Ajiake	Plant Jr.	Lewis	N. Williams	Hill	Jackson	Oliver	Silva
SAN JOSE STATE	Ehimare	Plant Jr.	Scott	Windmon	Ajiake	Fahina	Lewis	N. Williams	Hill	Jackson	Oliver	Silva
at UNR	Ehimare	Muavesi.	Scott	Windmon	Ajiake	Malakius	Lewis	Wilborn	Houston	Jackson	Oliver	Silva



2021 REBEL FOOTBALL

2021 GAME-BY-GAME TEAM STATISTICS

UNLV	RUSH	PASS	OFF.	1STDwn	POSS.	TOs	OPPONENT	RUSH	PASS	OFF.	1STDwn	Poss.	TOs
EWU	199	140	339	17	32:02	2	EWU	97	374	471	22	26:18	1
at Arizona State	88	67	155	11	25:17	0	at Arizona State	287	175	462	29	34:43	1
IOWA STATE	40	94	134	7	27:49	1	IOWA STATE	184	309	493	27	32:11	0
at Fresno State	152	281	433	18	31:26	1	at Fresno State	83	378	461	23	28:24	1
at UTSA	35	316	351	20	30:41	3	at UTSA	104	278	382	23	29:19	0
UTAH STATE	219	111	330	12	27:42	2	UTAH STATE	142	298	440	26	32:18	1
SAN JOSE STATE	216	213	429	20	25:42	1	SAN JOSE STATE	95	240	335	18	34:18	1
at UNR	10	283	293	21	28:42	3	at UNR	21	417	438	25	31:18	1

2021 TEAM SUPERLATIVES

UNLV

UNLV - Game Highs

RUSHES	44	Eastern Wash. (09/02/2021)
YARDS RUSHING	219	Utah St. (10/16/2021)
YARDS PER RUSH	7.1	Utah St. (10/16/2021)
TD RUSHES	3	Utah St. (10/16/2021)
	3	Eastern Wash. (09/02/2021)
PASS ATTEMPTS	41	at Nevada (10/29/2021)
PASS COMPLETIONS	27	at Nevada (10/29/2021)
YARDS PASSING	316	at UTSA (10/02/2021)
YARDS PER PASS	10.0	at Fresno St. (09/24/2021)
TD PASSES	2	at Nevada (10/29/2021)
	2	at UTSA (10/02/2021)
	2	at Fresno St. (09/24/2021)
TOTAL PLAYS	69	San Jose St. (10/21/2021)
TOTAL OFFENSE	433	at Fresno St. (09/24/2021)
YARDS PER PLAY	6.8	at Fresno St. (09/24/2021)
POINTS	33	Eastern Wash. (09/02/2021)
SACKS BY	3	Eastern Wash. (09/02/2021)
FIRST DOWNS	21	at Nevada (10/29/2021)
PENALTIES	7	Utah St. (10/16/2021)
	7	at UTSA (10/02/2021)
	7	Eastern Wash. (09/02/2021)
PENALTY YARDS	95	Utah St. (10/16/2021)
TURNOVERS	3	at Nevada (10/29/2021)
	3	at UTSA (10/02/2021)
PUNTS	8	at Arizona St. (09/11/2021)
PUNTING AVG	44.8	at Nevada (10/29/2021)
LONG PUNT	56	Iowa St. (09/18/2021)
PUNTS INSIDE 20	2	San Jose St. (10/21/2021)
	2	at Fresno St. (09/24/2021)
LONG PUNT RETURN	22	Eastern Wash. (09/02/2021)

OPPONENTS

Opponent - Game Highs

RUSHES	47	at Arizona St. (09/11/2021)
YARDS RUSHING	290	at Arizona St. (09/11/2021)
YARDS PER RUSH	6.5	San Jose St. (10/21/2021)
TD RUSHES	3	San Jose St. (10/21/2021)
	3	Iowa St. (09/18/2021)
	3	at Arizona St. (09/11/2021)
PASS ATTEMPTS	49	at Nevada (10/29/2021)
PASS COMPLETIONS	37	at Nevada (10/29/2021)
YARDS PASSING	417	at Nevada (10/29/2021)
YARDS PER PASS	10.3	Iowa St. (09/18/2021)
TD PASSES	5	at Fresno St. (09/24/2021)
TOTAL PLAYS	78	Utah St. (10/16/2021)
TOTAL OFFENSE	493	Iowa St. (09/18/2021)
YARDS PER PLAY	7.4	Iowa St. (09/18/2021)
POINTS	51	at Nevada (10/29/2021)
SACKS BY	6	at UTSA (10/02/2021)
FIRST DOWNS	29	at Arizona St. (09/11/2021)
PENALTIES	12	at Nevada (10/29/2021)
PENALTY YARDS	100	at Nevada (10/29/2021)
TURNOVERS	3	Eastern Wash. (09/02/2021)
PUNTS	5	at Fresno St. (09/24/2021)
PUNTING AVG	42.3	Eastern Wash. (09/02/2021)
LONG PUNT	56	Eastern Wash. (09/02/2021)
PUNTS INSIDE 20	2	at Arizona St. (09/11/2021)
	2	at Fresno St. (09/24/2021)
LONG PUNT RETURN	47	at Nevada (10/29/2021)

2021 REBEL FOOTBALL



2021 INDIVIDUAL SUPERLATIVES

UNLV

UNLV - Individual Game Highs

RUSHES	28	Charles Williams vs Eastern Wash. (09/02/2021)
YARDS RUSHING	221	Charles Williams vs Utah St. (10/16/2021)
TD RUSHES	3	Charles Williams vs Utah St. (10/16/2021)
LONG RUSH	75	Charles Williams vs Utah St. (10/16/2021)
PASS ATTEMPTS	41	Cameron Friel at Nevada (10/29/2021)
PASS COMPLETIONS	27	Cameron Friel at Nevada (10/29/2021)
YARDS PASSING	307	Cameron Friel at UTSA (10/02/2021)
TD PASSES	2	Cameron Friel at Nevada (10/29/2021)
	2	Doug Brumfield at Fresno St. (09/24/2021)
LONG PASS	80	Doug Brumfield at Fresno St. (09/24/2021)
RECEPTIONS	12	Steve Jenkins at Nevada (10/29/2021)
YARDS RECEIVING	133	Steve Jenkins at Nevada (10/29/2021)
TD RECEPTIONS	1	Kyle Williams at Nevada (10/29/2021)
	1	Steve Jenkins at Nevada (10/29/2021)
	1	Steve Jenkins vs San Jose St. (10/21/2021)
	1	Zyell Griffin at UTSA (10/02/2021)
	1	Steve Jenkins at UTSA (10/02/2021)
	1	Steve Jenkins at Fresno St. (09/24/2021)
	1	Tyleek Collins at Fresno St. (09/24/2021)
LONG RECEPTION	80	Tyleek Collins at Fresno St. (09/24/2021)
PUNTS	7	Evan Silva vs Iowa St. (09/18/2021)
PUNTING AVG	48.7	Evan Silva at Nevada (10/29/2021)
LONG PUNT	56	Evan Silva vs Iowa St. (09/18/2021)
PUNTS INSIDE 20	2	Evan Silva vs San Jose St. (10/21/2021)
	2	Evan Silva at Fresno St. (09/24/2021)
LONG PUNT RETURN	22	Nohl Williams vs Eastern Wash. (09/02/2021)
LONG KICKOFF RETURN	31	Steve Jenkins vs San Jose St. (10/21/2021)
TACKLES	18	Austin Ajiake vs Utah St. (10/16/2021)
SACKS	1	Brennon Scott vs San Jose St. (10/21/2021)
	1	Brennon Scott vs Utah St. (10/16/2021)
	1	Adam Plant Jr. at Fresno St. (09/24/2021)
	1	Phillip Hill vs Eastern Wash. (09/02/2021)
	1	Adam Plant Jr. vs Eastern Wash. (09/02/2021)
	1	Jacoby Windmon vs Eastern Wash. (09/02/2021)
TACKLES FOR LOSS	1	Naki Fahina at Nevada (10/29/2021)
	1	Aaron Lewis at Nevada (10/29/2021)
	1	Brennon Scott at Nevada (10/29/2021)
	1	Eliel Ehimare at Nevada (10/29/2021)
	1	Anthony Sagapolutele at Nevada (10/29/2021)
	1	Brennon Scott vs San Jose St. (10/21/2021)
	1	Brennon Scott vs Utah St. (10/16/2021)
	1	Johnathan Baldwin at UTSA (10/02/2021)
	1	Brennon Scott at UTSA (10/02/2021)
	1	Jacoby Windmon at Fresno St. (09/24/2021)
	1	Cameron Oliver at Fresno St. (09/24/2021)
	1	Adam Plant Jr. at Fresno St. (09/24/2021)
	1	Brennon Scott vs Iowa St. (09/18/2021)
	1	Kolo Uasike at Arizona St. (09/11/2021)
	1	Connor Murphy at Arizona St. (09/11/2021)
	1	Ose Egbase vs Eastern Wash. (09/02/2021)
	1	Phillip Hill vs Eastern Wash. (09/02/2021)
	1	Adam Plant Jr. vs Eastern Wash. (09/02/2021)
	1	Jacoby Windmon vs Eastern Wash. (09/02/2021)

OPPONENT

Opponent - Individual Game Highs

RUSHES	29	Sincere McCormick at UTSA (10/02/2021)
YARDS RUSHING	125	Jayden Daniels at Arizona St. (09/11/2021)
TD RUSHES	2	Tyler Nevens vs San Jose St. (10/21/2021)
	2	Breece Hall vs Iowa St. (09/18/2021)
	2	Rachhaad White at Arizona St. (09/11/2021)
LONG RUSH	54	Isaiah Holliness vs San Jose St. (10/21/2021)
PASS ATTEMPTS	49	Carson Strong at Nevada (10/29/2021)
PASS COMPLETIONS	37	Carson Strong at Nevada (10/29/2021)
YARDS PASSING	417	Carson Strong at Nevada (10/29/2021)
TD PASSES	5	Jake Haener at Fresno St. (09/24/2021)
LONG PASS	55	Jake Haener at Fresno St. (09/24/2021)
RECEPTIONS	12	Deven Thompkins vs Utah St. (10/16/2021)
YARDS RECEIVING	180	Deven Thompkins vs Utah St. (10/16/2021)
TD RECEPTIONS	4	Jalen Cropper at Fresno St. (09/24/2021)
LONG RECEPTION	55	Keric Wheatfall at Fresno St. (09/24/2021)
FIELD GOALS	3	Brandon Talton at Nevada (10/29/2021)
LONG FIELD GOALS	54	Andrew Mevis vs Iowa St. (09/18/2021)
PUNTS	5	Carson King at Fresno St. (09/24/2021)
PUNTING AVG	42.3	Nick Kokich vs Eastern Wash. (09/02/2021)
LONG PUNT	56	Nick Kokich vs Eastern Wash. (09/02/2021)
PUNTS INSIDE 20	2	Carson King at Fresno St. (09/24/2021)
	2	Eddie Czapllick at Arizona St. (09/11/2021)
LONG PUNT RETURN	47	Romeo Doubs at Nevada (10/29/2021)
LONG KICKOFF RETURN	100	Savon Scarver vs Utah St. (10/16/2021)
TACKLES	14	Ty Graham vs Eastern Wash. (09/02/2021)
SACKS	2	Villiami Fehoko vs San Jose St. (10/21/2021)
	2	Dadrian Taylor at UTSA (10/02/2021)
	2	Darien Butler at Arizona St. (09/11/2021)
TACKLES FOR LOSS	3.5	Ty Graham vs Eastern Wash. (09/02/2021)
INTERCEPTIONS	2	Shaq Bond vs Utah St. (10/16/2021)



2021 REBEL FOOTBALL

2021 GAME-BY-GAME INDIVIDUAL STATISTICS

PASSING (Comp.-Att.-Int.-Yds.-TD)

OPPONENT	BRUMFIELD	ROGERS	FRIEL	TATE
EWU	5-12-0-117-0	7-11-0-23-0	DNP	DNP
at Arizona State	6-14-0-60-0	1-5-0-7-0	DNP	DNP
IOWA STATE	DNP	DNP	8-13-1-67-0	2-6-0-0
at Fresno State	6-13-0-143-2	NDP	9-15-0-138-0	DNP
at UTSA	DNP	1-1-0-9--1	25-37-1-307-1	DNP
UTAH STATE	DNP	1-3-1-4-0	11-21-1-107-0	-
SAN JOSE STATE	DNP	DNP	20-28-0-240-1	-
UNR	DNP	DNP	27-41-3-283-2	-

RUSHING (Att.-Yds.-TD-Long)

OPPONENT	C. WILLIAMS	BRUMFIELD	WILSON	MAGYAR	REESE	FRIEL	MARTELL
EWU	27-172-2-27	7-27-1-19	1-9-0-9	-	-	DNP	DNP
at Arizona State	13-35-0-6	8-43-1-14	6-20-0-13	-	-	DNP	DNP
IOWA STATE	19-42-0-8	DNP	DNP	1-3-0-3	-3-4-0-4	4-(-11)-0-1	4-2-0-9
at Fresno State	19-102-1-28	4-39-0-37	DNP	3-12-0-7	2-7-1-6	6-(-15)-0-5	DNP
at UTSA	15-48-0-14	DNP	DNP	4-12-0-6	1-2-0-2	8-(-28)-0-4	DNP
UTAH STATE	27-221-3-75	DNP	DNP	0-0-0-0	0-0-0-0	1-4-0-4	1-0-0-0
SAN JOSE STATE	24-94-1-19	DNP	DNP	1-0-0-1	-	14-27-0-8	-
at UNR	17-30-1-10	DNP	DNP	0-0-0-0	1-8-0-0	6-(-28)-0-5	-

RECEIVING (Rec.-Yds.-TD-Long)

OPPONENT	JENKINS	K. WILLIAMS	T. COLLINS	C. WILLIAMS	FAUOLO	GRIFFIN
EWU	2-6-0-6	6-87-0-58	-	1-9-0-9	2-15-0-15	1-23-0-23
at Arizona State	2-16-0-14	2-27-0-15	1-0-0-0	-	1-7-0-7	2-17-0-11
IOWA STATE	1-3-0-13	1-3-0-3	1-15-0-15	-	4-36-0-14	-
at Fresno State	4-68-1-44	DNP	4-88-1-80	3-96-0-50	1-6-0-6	1-20-0-20
at UTSA	5-114-1-63	5-42-0-15	DNP	1-4-0-4	6-40-0-11	3-46-0-21
UTAH STATE	1-6-0-6	4-48-0-21	DNP	1-0-0-0	DNP	0-0-0-0
SAN JOSE STATE	6-70-1-22	7-117-0-29	DNP	1-0-0-1	DNP	-
at UNR	12-1331-21	5-60-1-18	DNP	1-16-0-16	DNP	-

TACKLING (U-A-Tot-TFL-Int-PBU-Sacks)

OPPONENT	WINDMON	B. JACKSON	PLANT	AJIAKE	UASIKE	N. WILLIAMS	HILL	MURPHY
EWU	7-3-10-1.0-0-0-1.0	1-4-5-0-0-0-0	0-2-2-0-0-0-0	5-5-10-0-0-0-0	1-4-5-0-0-0-0	0-1-1-0-0-0-0	6-3-9-0-0-0-0	2-4-6-0-0-0-0
at Arizona State	6-3-9-5-0-0-0.5	7-2-9-0-0-0-0	1-2-3-5-0-0-0	6-3-9-0-0-0-0	2-2-4-1-0-0-0-0	5-2-7-0-1-0-1	2-0-2-0-0-0-0	2-1-3-1-0-0-0-0
IOWA STATE	3-4-7-0-0-0-0	2-1-3-0-0-0-0	3-4-7-5-0-0-0	2-4-6-0-0-0-0	0-0-0-0-0-0-0	3-0-3-0-0-0-0	5-1-6-0-5-0-0-0	0-2-2-0-5-0-0-0
at Fresno State	7-1-8-1-0-0-0-0	5-1-6-0-0-0-0	2-0-2-1-0-0-0-1.0	7-0-7-0-0-0-0	1-1-2-0-0-0-0	3-0-3-0-0-0-0	5-0-5-0-1-0-0	0-0-0-0-0-0-0
at UTSA	2-5-7-0-0-0-0	10-1-11-0-0-0-0	DNP	3-1-4-0-0-0-0	5-1-6-0-0-0-0	8-1-9-0-0-1-0	DNP	DNP
UTAH STATE	7-9-16-4-0-0-0	3-2-5-0-0-2-0	4-2-6-1-5-0-0-0	7-11-18-1-0-0-0-0	0-1-1-0-0-0-0	3-1-4-0-0-1-0	3-3-6-0-0-0-0	DNP
SAN JOSE STATE	6-3-9-0-0-0-0	3-2-5-0-0-0-0	2-1-3-0-5-0-0-0	3-7-10-0-0-0-0	DNP	1-1-2-0-0-0-0	1-1-2-0-0-0-0	DNP
at UNR	4-2-6-0-0-0-0	3-1-4-0-0-0-0	1-0-1-0-0-0-0	10-0-10-0-0-0-0	1-0-1-0-0-0-0	DNP	1-0-1-0-1-0-0	DNP

PUNTING

SILVA	NO	YARDS	AVG	LG
EWU	6	211	35.2	43
at Arizona State	2	89	44.5	46
IOWA STATE	7	284	40.6	56
at Fresno State	6	224	37.3	46
at UTSA	2	89	44.5	45
UTAH STATE	6	244	40.7	47
SAN JOSE STATE	3	117	39.0	43
UNR	4	179	44.8	52
TOTALS	36	1,437	39.9	56

FIELD GOALS

GUTIERREZ	ATT	MADE	PTS
EWU	4 (48, 22, 47, 51)	4	12
Arizona State	1 (28)	1	3
IOWA STATE	1 (30)	1	3
at Fresno State	1 (30)	1	3
at UTSA	1 (34)	1	3
UTAH STATE	1 (26)	1	3
SAN JOSE STATE	3 (53, 30, 40)	2	6
at UNR	0	0	0
TOTALS	12	11	33

BUTT	NO	YARDS	AVG	LG
EWU	DNP			
at Arizona State	6	228	38.0	45
IOWA STATE	DNP			
at Fresno State	DNP			
at UTSA	DNP			
UTAH STATE	DNP			
SAN JOSE STATE	DNP			
at UNR	DNP			
TOTALS	6	228	38.0	45

THE LAST TIME

A KICKOFF WAS RETURNED FOR A TOUCHDOWN

UNLV: 98 yards by Deante Purvis vs. Colorado State, Oct. 29, 2011
 OPP: 99 yards by Anthony Hawkins at Colorado State, Nov. 2, 2019

A PUNT WAS RETURNED FOR A TOUCHDOWN

UNLV: 52 yards by Troy Mason vs. San Diego State, Oct. 13, 2001
 OPP: 59 yards by DJ May vs. Wyoming, Nov. 12, 2016

A BLOCKED PUNT WAS RETURNED FOR A TOUCHDOWN

UNLV: Charles Williams at Central Michigan, Sept. 17, 2016
 OPP: Caden McDonald vs. San Diego State, Oct. 26, 2019

A BLOCKED FIELD GOAL WAS RETURNED FOR A TOUCHDOWN

UNLV: 53 yards by Sidney Hodge vs. Wyoming, Nov. 17, 2012
 OPP: 51 yards by Martez Shabazz at Minnesota, Aug. 28, 2013

AN INTERCEPTION WAS RETURNED FOR A TOUCHDOWN

UNLV: 65 yards by Javin White at Ohio State, Sept. 23, 2017
 OPP: 50 yards by Daiyan Henley of UNR, Oct. 29, 2021

A FUMBLE WAS RETURNED FOR A TOUCHDOWN

UNLV: 20 yards by Dominic Baldwin at San Diego State, Oct. 8, 2016
 OPP: 18 yards by Justin Rice at Fresno State, Oct. 18, 2019

A CONVERSION ATTEMPT WAS RETURNED FOR TWO POINTS

UNLV: Never
 OPP: Brand Ratcliff of New Mexico, Oct. 12, 2002

A SAFETY WAS RECORDED

UNLV: Team safety after a penalty was called on the kicker vs. Prairie View A&M, Sept. 15, 2018
 OPP: KOR Tyree Jackson steps into end zone and downs ball vs. Southern Utah, Aug. 31, 2019

A SHUTOUT WAS RECORDED ON THE ROAD

UNLV: 13-0 vs. Cal State Fullerton, Nov. 12, 1983
 OPP: 37-0 at Nevada, Reno, Oct. 8, 2011

A SHUTOUT WAS RECORDED AT HOME

UNLV: 27-0 vs. Utah, Sept. 22, 2007
 OPP: 7-0 by San Diego State, Nov. 8, 2003

A TEAM DID NOT COMMIT A TURNOVER

UNLV: vs UNR, Oct. 31, 2020
 OPP: at UTSA, Oct. 2, 2021

A TEAM DID NOT PUNT

UNLV: vs. Tennessee Tech, Sept. 7, 1985
 OPP: at UNR, Oct. 29, 2021

A TEAM DID NOT HAVE A PENALTY

UNLV: at San Diego State, Oct. 8, 2016
 OPP: at TCU, Dec. 3, 2011



Jon Denton's 503 yards vs. SDSU were an NCAA freshman record.

A TIE GAME WAS PLAYED

UNLV: 16-16 vs. San Jose State, Nov. 23, 1985

A TEAM BLOCKED A PUNT

UNLV: Johnny Stanton vs. San Jose St., Sept. 30, 2017
 OPP: Tre Thompson vs. San Diego State, Oct. 24, 2020

A TEAM BLOCKED A FIELD GOAL

UNLV: Tavis Malakius vs. Utah State, Oct. 16, 2021
 OPP: J. Lenard of San Jose State, Oct. 21, 2021

AN INDIVIDUAL KICKED FOUR OR MORE FIELD GOALS

UNLV: 4 by Daniel Gutierrez vs. EWU, Sept. 2, 2021
 OPP: 4 by Brandon Talton at UNR, Nov. 30, 2019

A 50-YARD FIELD GOAL WAS MADE

UNLV: 53 yards by Daniel Gutierrez vs. SJSU, Oct. 21, 2021
 OPP: 52 yards by Brandon Talton at UNR, Oct. 29, 2021

AN INDIVIDUAL SCORED FOUR OR MORE TOUCHDOWNS

UNLV: 5 by Armani Rogers vs. UNR, Nov. 24, 2018
 OPP: 4 by Carson Strong of UNR, Oct. 29, 2021

A TEAM HAD 600 OR MORE YARDS TOTAL OFFENSE

UNLV: 653 vs. Wyoming, Nov. 12, 2016
 OPP: 664 by Ohio State, Sept. 23, 2017

A TEAM SCORED AT LEAST 50 POINTS

UNLV: 56 vs. Southern Utah, Aug. 31, 2019
 OPP: 51 by UNR, Oct. 29, 2021

A TEAM SCORED AT LEAST 60 POINTS

UNLV: 69 vs. Wyoming, Nov. 12, 2016
 OPP: 66 by Wyoming, Nov. 12, 2016

A PASS WAS COMPLETED FOR AT LEAST 70-79 YARDS

UNLV: 75 by Max Gilliam to Tyleek Collins at SJSU, Oct. 27, 2018
 OPP: 76 by Hank Bachmeier to John Hightower vs BSU, Oct. 5, 2019

A PASS WAS COMPLETED FOR AT LEAST 80 YARDS OR MORE

UNLV: 94 by Armani Rogers to Devonte Boyd vs. Idaho, Sept. 9, 2017
 OPP: 80, by Jordan Love to Jalen Greene of uSU, Oct. 13, 2018

AN INDIVIDUAL PASSED FOR AT LEAST 400 YARDS

UNLV: 401 by Jon Denton vs. SJSU, Nov. 22, 1997
 OPP: 417 by Carson Strong of UNR, Oct. 29, 2021

AN INDIVIDUAL PASSED FOR AT LEAST 500 YARDS

UNLV: 503 by Jon Denton vs. SDSU, Nov. 16, 1996
 OPP: 546 by Cody Ledbetter of NMSU, Nov. 18, 1995

AN INDIVIDUAL PASSED FOR AT LEAST 200 YARDS AND RUSHED FOR AT LEAST 100 YARDS

UNLV: 211 yards passing, 193 yards rushing by Armani Rogers at New Mexico, Nov. 17, 2017
 OPP: 217 yards passing, 173 yards rushing by Isaiah Sanders of Air Force, Oct. 19, 2018

AN INDIVIDUAL COMPLETED AT LEAST 30 PASSES

UNLV: 34 by Caleb Herring vs. Hawaii, Oct. 12, 2013
 OPP: 37 by Carson Strong of UNR, Oct. 29, 2021

AN INDIVIDUAL THREW AT LEAST FIVE INTERCEPTIONS

UNLV: 6 by Bob Stockham vs. USL, Nov. 20, 1993
 OPP: 5 by Dave Henigan of Pacific, Oct. 3, 1992

AN INDIVIDUAL INTERCEPTED AT LEAST THREE PASSES

UNLV: 3 by Ed Saignes vs. Idaho State, Oct. 13, 1984
 OPP: 3 by Darius Cunnigan of Pacific, Oct. 3, 1992

AN INDIVIDUAL HAD AT LEAST 10 RECEPTIONS

UNLV: 12 by Steve Jenkins at UNR, Oct. 29, 2021
 OPP: 12 by Tre Walker of San Jose State, Nov. 23, 2019



Devonte Boyd caught the longest pass in UNLV history - a 94-yard TD strike from Armani Rogers at Idaho in 2017.

A TEAM PASSED FOR LESS THAN 100 YARDS

UNLV: 94 vs. Iowa State, Sept. 18, 2021
 OPP: 99 vs Wyoming, Nov. 27, 2020

A TEAM HAD TWO RECEIVERS WITH AT LEAST 100 YARDS

UNLV: 116 by Devonte Boyd and 105 by Aaron Criswell vs. Boise State, Oct. 31, 2015
 OPP: 11 by Khalil Shakir and 105 by John Hightower vs. Boise State, Oct. 5, 2019

AN INDIVIDUAL RUSHED FOR AT LEAST 200 YARDS

UNLV: 221 by Charles Williams vs. Utah State, Oct. 16, 2021
 OPP: 206 by Jeremy McNichols of Boise State, Nov. 18, 2016

A RUN WENT FOR AT LEAST 50-59 YARDS

UNLV: 55 by Lexington Thomas at Air Force., Oct. 14, 2017
 OPP: 59 by Titus Swen at Wyoming, Sept. 28, 2019

A RUN WENT FOR AT LEAST 60-69 YARDS

UNLV: 65 by Chalres Williams at Northwestern, Sept. 14, 2019
 OPP: 67 by Tyrone Owens of New Mexico, Nov. 17, 2017

A RUN WENT FOR AT LEAST 70-79 YARDS

UNLV: 75 by Charles Williams vs. Utah State, Oct. 16, 2021
 OPP: 72 by Brian Hill of Wyoming, Nov. 28, 2015

A RUN WENT FOR 80 YARDS OR MORE

UNLV: 80 by Charles Williams at UNR, Nov. 30, 2019
 OPP: 83 by Tyler Ervin of San Jose State, Oct. 4, 2014

A TEAM RUSHED FOR AT LEAST 300 YARDS

UNLV: 331 vs Southern Utah, Aug. 30, 2019
 OPP: 399 vs Wyoming, Nov 27, 2020

A TEAM RUSHED FOR LESS THAN 50 YARDS

UNLV: 10, at UNR, Oct. 29, 2021
 OPP: 21 by UNR, Oct. 29, 2021

A TEAM HAD TWO RUNNERS WITH AT LEAST 100 YARDS

UNLV: 120 by RB Lexington Thomas and 122 by QB Armani Rogers, vs Prairie View A&M, Sept. 15, 2018
 OPP: 136 by RB Titus Swen, 101 by QB Sean Chambers of Wyoming, Sept. 28, 2019

2021 REBEL FOOTBALL



NO

NAME	POS	HGT	WGT	CL-EX	HOMETOWN	HIGH SCHOOL/PREVIOUS SCHOOL(S)	
0	Ricky Johnson	DB	6-1	170	SO-1L	Houston, TX	Cypress Falls HS
1	Kyle Williams	WR	6-0	180	SO-1L	Hawthorne, CA	St. Monica Catholic HS
2	Doug Brumfield	QB	6-5	215	FR-RS	Inglewood, CA	Junipero Serra HS
2	Nohl Williams	DB	6-0	180	SO-1L	Oxnard, CA	Pacifica HS
3	Zyell Griffin	WR	6-2	190	SO-1L	Vancouver, WA	Evergreen HS
4	Jacoby Windmon	ILB	6-2	230	JR-2L	New Orleans, LA	John Ehret HS
4	Steve Jenkins	WR	6-0	175	JR-2L	Los Angeles, CA	Narbonne HS
5	Phillip Hill	DB	6-0	190	JR-1L	Spring, TX	Klein Collins HS
5	Justin Rogers	QB	6-4	220	JR-1L	Shreveport, LA	Parkway HS/TCU
6	Jayvaun Wilson	RB	6-2	210	SO-TR	Los Angeles, CA	Valencia HS/Oregon
6	Naki Fahina	DL	6-0	275	JR-2L	Hawthorne, CA	Lawndale HS
7	Adam Plant Jr.	DL	6-5	250	JR-1L	Las Vegas, NV	Bishop Gorman HS/TCU
7	Cameron Friel	QB	6-3	220	FR-HS	Kaneohe, HI	Kailua HS
8	Kylan Wilborn*	OLB	6-2	250	SR-TR	Northridge, CA	Notre Dame HS/Arizona
8	Charles Williams*	RB	5-9	200	SR-4L	Fresno, CA	Bullard HS
9	LeShaun Bell	OLB	6-3	240	SO-1L	Thousand Oaks, CA	Calabasas HS
9	Tyleek Collins	WR	5-9	170	SR-3L	Savannah, GA	Hapeville Charter HS
10	Vic Viramontes*	ILB	6-2	220	SR-2L	Riverside, CA	Norco HS/Cal/Minnesota/Riverside CC
10	Deamikkio Nathan II	WR	6-0	185	FR-HS	Grand Prairie, TX	South Grand Prairie HS
11	Dominic Brown	DB	6-2	195	JR-1L	Oxnard, CA	Oxnard HS/Ventura College
13	Jeremiah Houston	DB	6-0	190	SR-1L	Inglewood, CA	Westchester HS/Long Beach City College
13	Kalvin Souders	WR	6-2	205	FR-RS	Portland, OR	Central Catholic HS
14	Tyson Player	DB	6-1	175	SO-1L	Columbia, SC	Ridge View HS
14	Jared Heywood+	QB	6-0	190	SO-TR	Inglewood, CA	Inglewood HS/Rhode Island
15	Matthew Geeting+	QB	6-5	215	FR-HS	Chino, CA	Chino Hills HS
16	Tate Martell+	QB	5-11	205	JR-TR	Las Vegas, NV	Bishop Gorman HS/Ohio State/Miami
17	Jordan Jakes	WR	6-5	210	SO-TR	McDonough, GA	St. Frances Academy (MD)/Indiana
17	Jaylen Lane	DB	6-0	185	FR-HS	Pearland, TX	Shadow Creek HS
18	Shaun Grayson	TE	6-3	235	FR-HS	La Mirada, CA	La Mirada HS
18	Kamren Blanton	DB	5-11	170	FR-HS	Long Beach, CA	St. John Bosco HS
19	Kaleo Ballungay	TE	6-6	260	FR-RS	Tracy, CA	Kimball HS
19	Kevon Ivy	DL	6-3	270	FR-HS	Dallas, TX	Duncanville HS
20	Tavai Tuitasi	OLB	6-2	260	SR-1L	San Francisco, CA	South S.F. HS/City College of San Francisco
20	Avery Miguel+	RB	5-9	175	JR-SQ	Waimea, HI	Waimea HS
21	Johnathan Baldwin	DB	6-0	185	FR-HS	Houston, TX	Frank Dobie HS
21	Spencer Briggs	RB	5-11	200	FR-RS	Gallatin, TN	Gallatin HS
22	Brennon Scott	OLB	6-1	235	FR-RS	Lancaster, TX	Bishop Dunne Catholic HS
23	Jerrae Williams+	DB	5-10	185	JR-TR	Westwego, LA	John Ehret HS/Arkansas-Monticello
24	Bryce Jackson	DB	5-10	190	SR-3L	Chandler, AZ	Chandler HS
24	Sammy Green	RB	5-8	170	FR-HS	Huntington Beach, CA	Huntington Beach HS
25	Cameron Oliver	DB	6-1	165	FR-HS	Richmond, TX	William B. Travis HS
26	Courtney Reese	RB	5-8	155	SO-1L	Naranja, FL	Southridge Senior HS
26	Ose Egbase	LB	6-4	225	FR-RS	Encino, CA	Crespi HS
27	Austin Ajjake	ILB	6-2	220	SR-3L	Fremont, CA	Bellarmino Prep
28	Aaron Lewis*	DB	5-9	185	SR-2L	R. Cucamonga, CA	R. Cucamonga HS/Chaffey College
29	Tre Caine	DB	6-1	200	SR-1L	Detroit, MI	University Liggett HS/Colgate
30	Austin Fiaseu	ILB	6-0	215	SO-SQ	Las Vegas, NV	Liberty HS
30	Jordan Riles+	WR	6-4	180	FR-HS	Long Beach, CA	Long Beach Poly HS
31	Josh Tihada+	RB	5-8	180	FR-RS	Lahaina, HI	Lahainaluna HS
31	Devynn Holly+	DB	5-11	185	SO-1L	Boulder, CO	Fairview HS
32	Daniel Gutierrez	PK	5-11	220	SR-3L	Los Angeles, CA	Granada Hills Charter HS
33	Mychal Victor	DB	6-3	200	SO-TR	Ventura, CA	Pomona HS/Ventura College
34	Tyray O'Dell+	LB	6-0	200	FR-HS	Gardena, CA	Junipero Serra HS
35	Christian Willis	WR	6-1	175	JR-TR	Sandy Spring, MD	Sherwood HS/City College of San Francisco
36	Chad Magyar	RB	6-2	215	JR-2L	R.S. Margarita CA	Santa Margarita HS
37	Davone Walden Jr.+	DB	6-1	175	SO-1L	Las Vegas, NV	Centennial HS
38	Marsel McDuffie	LB	6-1	250	FR-HS	Grand Prairie, TX	South Grand Prairie HS
39	Daniel Godfrey*+	TE	5-8	235	SR-4L	Las Vegas, NV	Sierra Vista HS
40	Dondi Fuller+	ILB	6-0	215	SR-1L	Belleville, IL	Belleville East HS/New Mexico Highlands
41	Rashod Tanner+	DB	5-7	150	FR-HS	Waipahu, HI	Moanalua HS
43	Malakai Salu	ILB	6-0	230	JR-2L	Portland, OR	Central Catholic HS
44	Kyle Beaudry	ILB	6-1	235	JR-2L	Las Vegas, NV	Liberty HS
45	Giovanni Fauolo Sr.*	TE	6-2	255	SR-4L	Oakley, CA	Freedom HS
46	Charlton Butt	P	6-3	215	SO-1L	Victoria, Australia	Bacchus Marsh Grammar
47	Malcolm Johnson	OLB	6-0	260	JR-1L	Mandeville, LA	Mandeville HS
48	Ryan O'Hara+	P/K	6-0	185	SO-TR	Little Silver, NJ	Red Bank Catholic HS/Lafayette College



2021 REBEL FOOTBALL

NO	NAME	POS	HGT	WGT	CL-EX	HOMETOWN	HIGH SCHOOL/PREVIOUS SCHOOL(S)
49	Tim Mosley	DL	6-3	275	JR-1L	Watts, CA	Dorsey HS
50	Jalen Dixon	DL	6-0	250	FR-RS	Seattle, WA	O'Dea HS
52	Rex Goossen+	LS	6-2	200	SR-2L	Scottsdale, AZ	Brophy College Prep/Arizona/Scottsdale CC
53	Farrell Hester II*	ILB	6-1	235	SR-4L	Las Vegas, NV	Bishop Gorman HS
54	Anthony Rosas	OL	6-3	320	FR-HS	Baldwin Park, CA	Sierra Vista HS
55	Tavis Malakius	DL	6-2	290	SR-2L	Macon, GA	Windsor Academy Fort Scott CC
56	Evan Silva+	P	6-2	185	JR-SQ	Encino, CA	Crespi Carmelite HS
58	Seth Robinson	DL	6-2	220	SO-1L	Scottsdale, AZ	Saguaro HS
59	Walker Hardan+	LS	6-1	235	SO-SQ	Bothell, WA	Bothell HS
60	Amani Trigg-Wright	OL	6-4	305	JR-1L	Oakland, CA	McClymonds HS
61	Graham Keating III	OL	6-5	290	FR-HS	Murfreesboro, TN	Oakland HS
62	Eliel Ehimare	DL	6-2	285	SR-2L	Katy, TX	Cinco Ranch HS/Cabrillo College
63	David Oxman+	OL	6-3	300	FR-HS	Alpharetta, GA	Alpharetta HS
64	Will Bonkavich+	OL	6-3	285	JR-TR	Henderson, NV	Green Valley HS/Ventura College
66	Mike Overland III+	OL	6-4	320	FR-RS	Las Vegas, NV	Cimmaron-Memorial HS
69	Marcus Miller	OL	6-4	305	FR-RS	Castro Valley, CA	Castro Valley HS
70	Tiger Shanks	OL	6-5	325	FR-1L	Lake Oswego, OR	Lake Oswego HS
71	Daviyon McDaniel	OL	6-3	305	JR-TR	Sumter, SC	Sumter HS/Charleston Southern
72	Brandon Logan	OL	6-6	270	SO-TR	Lakewood, CA	Artesia HS/Cerritos College
73	Alani Makihele	OL	6-3	360	FR-RS	Anchorage, AK	West HS
74	Julio Garcia II*	OL	6-3	330	SR-4L	Las Vegas, NV	Bishop Gorman HS
75	Anton Ambuehl	OL	6-6	280	FR-HS	Santa Monica, CA	Calabasas HS
76	Clayton Bradley*	OL	6-6	310	SR-1L	Orange, CA	Servite HS/USC
77	Anthony Berry	OL	6-6	280	SO-TR	Urbandale, IA	Urbandale HS/Iowa Central CC
78	Jeminai Leuta-Ulu	OL	6-3	340	FR-RS	Anaheim, CA	Servite HS
79	Leif Fautanu	OL	6-2	315	SO-1L	Honolulu, HI	University Laboratory School
80	Brye Lighon	TE	6-2	240	FR-HS	Murrieta, CA	Linfield Christian School
81	Kue Olotoa	TE	6-2	220	SR-1L	Costa Mesa, CA	Orange Lutheran HS/Riverside CC
82	Aaron Holloway	WR	5-11	195	FR-HS	N. Las Vegas, NV	Legacy HS
83	Malik Wesley	WR	6-2	230	SO-SQ	Columbia, SC	Spring Valley HS
84	Kilinahe Mendiola-Jensen	WR	6-1	160	FR-HS	Pearl City, HI	Punahou School
85	Patrick Ballard	WR	6-3	200	JR-2L	Houston, TX	Elkins HS
86	Marcus Phillips Jr.+	WR	6-3	215	JR-1L	Las Vegas, NV	Cimarron-Memorial HS
87	Adam Meyer+	TE	6-5	225	JR-SQ	Huntington Beach, CA	Ocean View HS
88	Shelton Zeon III	TE	6-4	230	JR-2L	Norcross, GA	Norcross HS
89	Malik Bradford+	WR	6-2	220	FR-HS	Compton, CA	Milikan HS
91	Noah McGregor	DL	6-4	280	JR-SQ	Chatsworth, CA	Sierra Canyon HS/College of the Canyons
93	Sebastian McQuigg+	DL	6-5	275	FR-HS	San Diego, CA	Patrick Henry HS
94	Kolo Uasike*	DL	6-0	315	SR-4L	Mesa, AZ	Skyline HS
95	Anthony Sagapolutele+	DL	5-11	240	FR-HS	Honolulu, HI	St. Louis HS
96	Waisale Muavesi	DL	6-2	300	FR-RS	Provo, UT	Timpview HS
97	Nick Dimitris	DL	6-4	275	FR-HS	Watts, CA	Sierra Vista HS
98	Jameson Helu+	DL	6-0	275	FR-RS	Reno, NV	Bishop Manogue HS
99	Daniel Caloca	DL	6-3	305	FR-RS	Brawley, CA	Brawley Union HS

+Walk-on

*Super Senior gaining additional season per NCAA Covid-19 legislation

UNLV PRONUNCIATION GUIDE

Anton Ambuehl (75)AM-bull
Austin Ajiake (27)AH-g-kay
Patrick Ballard (85)BAL-erd
Kaleo Ballungay (19)kah-LAY-oh ballon-guy
Kyle Beaudry (44)BOE-dree
Will Bonkavich (64)BON-kah-vich
Doug Brumfield (2)BRUM-field
Charlton Butt (46)CHARL-ton
Daniel Caloca (99)cah-LO-cah
Nick Dimitris (97)dim-ME-tris
Ose Egbase (26)OH-say egg-BAH-say
Eliel Ehimare (62)L-e-L EH-him-R-ay
Naki Fahina (6)NAH-kee fah-EE-nah
Leif Fautanu (79)LEEF faw-TAH-new
Giovanni Fauolo (45)fow-OH-low
Austin Fiaseu (30)FEE-ah-sow
Cameron Friel (7)FREEL
Rex Goossen (52)GOOSE-in
Zyell Griffin (3)ZY-ell
Farrell Hester (53)FARE-ul

Kevon Ivy (19)KEY-von
Jeminai Leuta-Ulu (78)GEMINI LEW-tah-EW-lew
Brye Lighon (80)LIG-on
Alani Makihele (73)ah-LON-ee MAH-kah-HELL-ee
Tavis Malakius (54)mah-LOCK-e-US
Chad Magyar (36)Mag-YAR
Kilinahe Mendiola-Jensen (84)kill-ah-nah-HEY
.....MEN-dee-OH-lah-JEN-sin
Waisale Muavesi (96)why-SAUL-aa MUH-ah-VES-ee
Deamikkio Nathan (10)dah-MEEK-e-oh
Kue Olotoa (81)COU-ah OH-lo-TE-ah
Anthony Sagapolutele (95)SAH-gah-POLL-lew-TELL-ah
Malakai Salu (43)MAL-ah-kye sah-LEW
Kolo Uasike (94)CO-low WAH-skay
Nohl Williams (2)NOLL
Jacoby Windmon (4)WIND-min
Malik Wesley (83)ma-LEEK
Coach Chad Kauha'aha'acow-HA-ah-HA-ah
Coach Damon Magazumah-GAH-zoo

