



Official Basketball Box Score - Final
New Mexico St. at New Mexico
 12/06/21 The Pit, Albuquerque
 2021-22 Men's Basketball

Game Time: 7:00 PM
 Game Duration: 2:08
 Attendance: 13,019

Officials: David Hall, Keith Kimble, Michael Irving

New Mexico St. - 78

Record: 7-2

NO.	Name	Min	FG			3P			FT			Rebounds			Fouls		TP	AS	TO	ST	Blocks		+/-
			M-A	M-A	M-A	OR	DR	TOT	PF	FD	BS	BA											
13	Will McNair Jr.	F 20:07	2-7	0-0	0-0	0	4	4	0	0	0	4	0	0	4	0	0	0	1	2	2	-11	
35	Johnny McCants	F 25:21	6-9	0-1	0-1	1	3	4	4	2	12	4	2	0	1	0	0	0	1	0	0	-4	
0	Teddy Allen	G 42:57	10-21	0-5	0-0	1	10	11	4	1	20	4	3	1	0	3	6					6	
4	Mario McKinney Jr.	G 05:50	1-3	0-0	0-0	0	2	2	1	1	2	0	2	0	0	1	-8						
10	Sir'Jabari Rice	G 41:22	2-7	1-4	1-2	1	6	7	1	2	6	6	2	1	0	0	6					6	
3	Nate Pryor	34:18	4-7	0-0	0-0	0	7	7	0	3	8	4	2	1	0	1	1					1	
15	Mike Peake	20:11	3-4	1-2	0-0	2	2	4	4	3	7	1	0	0	0	10						10	
42	Yuat Alok	18:11	9-13	0-1	1-2	2	2	4	3	3	19	0	0	0	0	8						8	
1	Marchelus Avery	03:37	0-1	0-0	0-0	0	1	1	1	0	0	0	0	0	0	-6						-6	
23	Levar Williams	13:06	0-2	0-2	0-0	0	0	0	2	0	0	2	0	0	1	0	0	0	0	0	0	8	
Team						0	1	1			0			3									
Totals			37-74	2-15	2-5	7	38	45	20	15	78	21	14	5	5	7	2						

Shooting By Period		
1st FG%	12-32	37.5%
3PT%	2-9	22.2%
FT%	1-3	33.3%
2nd FG%	20-35	57.1%
3PT%	0-5	0.0%
FT%	1-2	50%
OT FG%	5-7	71.4%
3PT%	0-1	0.0%
FT%	0-0	0%
GM FG%	37-74	50.0%
3PT%	2-15	13.3%
FT%	2-5	40.0%

Dead Ball Rebounds: 1, 0

Technical Fouls: Team 2nd 11:29

New Mexico - 76

Record: 5-4

NO.	Name	Min	FG			3P			FT			Rebounds			Fouls		TP	AS	TO	ST	Blocks		+/-
			M-A	M-A	M-A	OR	DR	TOT	PF	FD	BS	BA											
35	Gethro Muscadin	F 24:31	2-6	0-0	1-2	1	5	6	4	3	5	2	2	1	2	1	-7						-7
5	Jamal Mashburn, Jr.	G 42:18	10-17	3-3	3-3	1	2	3	2	2	26	3	0	0	0	2	0					0	
10	Jaelen House	G 38:20	7-17	2-6	5-5	0	2	2	1	4	21	2	4	1	1	-7						-7	
13	Javonté Johnson	G 39:28	1-5	0-1	1-3	4	4	8	1	2	3	2	1	1	0	-1						-1	
24	Taryn Todd	G 12:42	0-2	0-1	0-2	0	3	3	1	3	0	0	0	0	0	-5						-5	
21	Jay Allen-Tovar	23:25	3-10	0-6	0-1	0	4	4	1	2	6	0	0	0	2	7						7	
0	KJ Jenkins	21:49	3-8	1-5	0-0	0	2	2	3	0	7	0	1	0	0	6						6	
1	Saquan Singleton	22:27	2-6	0-0	4-7	3	4	7	2	4	8	1	2	2	0	-3						-3	
Team						1	5	6			0			0									
Totals			28-71	6-22	14-23	10	31	41	15	20	76	10	10	5	7	5	-2						

Shooting By Period		
1st FG%	12-34	35.3%
3PT%	4-12	33.3%
FT%	3-6	50%
2nd FG%	13-29	44.8%
3PT%	1-7	14.3%
FT%	10-15	66.7%
OT FG%	3-8	37.5%
3PT%	1-3	33.3%
FT%	1-2	50%
GM FG%	28-71	39.4%
3PT%	6-22	27.3%
FT%	14-23	60.9%

Dead Ball Rebounds: 4, 1

Technical Fouls: NONE

	NMSU	UNM
Biggest lead	5 (2 nd 7:40)	10 (1 st 8:01)
Best Scoring Run	8 (2 nd 15:06)	8 (1 st 9:53)
Lead Changes	15	
Times Tied	5	
Time with Lead	11:13	28:13

	NMSU	UNM
Points from		
Turnovers	8	12
Paint	66	32
Second Chance	6	8
Fast Breaks	11	14
Bench	34	21

	Period by Period Scoring			
	1st	2nd	OT1	TOT
NMSU	27	41	10	78
UNM	31	37	8	76



Period 1

Quarter Starters:

UNM	5 Mashburn, Jr. J	10 House J	13 Johnson J	24 Todd T	35 Muscadin G
NMSU	0 Allen T	4 McKinney Jr. M	10 Rice S	13 McNair Jr. W	35 McCants J

Game Time	UNM	Score	Diff	NMSU
20:00	35 MUSCADIN G jumpball won			13 MCNAIR JR. W jumpball lost
19:37	13 JOHNSON J foul offensive (1 - 1)			4 MCKINNEY JR. M foul drawn (1)
19:37	13 JOHNSON J turnover offensive (1)			
19:14				13 MCNAIR JR. W 2pt FG from turnover in the paint, layup blocked
19:14	35 MUSCADIN G block (1)			
19:10	35 MUSCADIN G defensive rebound (1)			
19:03	35 MUSCADIN G turnover lost ball (1)			13 MCNAIR JR. W steal (1)
18:58				0 ALLEN T 3pt FG from turnover, jump shot missed
18:54	24 TODD T defensive rebound (1)			
18:45	10 HOUSE J 3pt FG , jump shot missed			
18:41				13 MCNAIR JR. W defensive rebound (1)
18:24				10 RICE S 2pt FG outside the paint, step back jump shot missed
18:20	35 MUSCADIN G defensive rebound (2)			
18:09	10 HOUSE J 3pt FG , jump shot missed			
18:05				13 MCNAIR JR. W defensive rebound (2)
17:50				13 MCNAIR JR. W 2pt FG in the paint, layup missed
17:50	defensive rebound (4)			
17:50	35 MUSCADIN G foul drawn (1)			35 MCCANTS J foul personal (1 - 1)
17:32	5 MASHBURN, JR. J 2pt FG in the paint, driving layup made (2)	2-0	2	
17:19				4 MCKINNEY JR. M 2pt FG in the paint, jump shot missed
17:17				0 ALLEN T offensive rebound (1)
17:15				0 ALLEN T 2pt FG second chance in the paint, layup blocked
17:15	35 MUSCADIN G block (2)			
17:11	5 MASHBURN, JR. J defensive rebound (1)			
17:07	10 HOUSE J 3pt FG fast break, jump shot made (3)	5-0	5	
17:07	5 MASHBURN, JR. J assist (1)			
16:47		5-2	3	4 MCKINNEY JR. M 2pt FG in the paint, driving layup made (2)
16:25	35 MUSCADIN G 2pt FG in the paint, jump shot missed			
16:23				4 MCKINNEY JR. M defensive rebound (1)
16:09		5-4	1	13 MCNAIR JR. W 2pt FG in the paint, layup made (2)
16:09				0 ALLEN T assist (1)
15:53	10 HOUSE J foul drawn (1)			4 MCKINNEY JR. M foul personal (1 - 2)
15:53	Timeout media			
15:53	35 MUSCADIN G substitution out			
15:53	21 ALLEN-TOVAR J substitution in			
15:53				4 MCKINNEY JR. M substitution out
15:53				3 PRYOR N substitution in
15:33	24 TODD T 3pt FG , jump shot missed			
15:30				3 PRYOR N defensive rebound (1)
15:26	13 JOHNSON J steal (1)			0 ALLEN T turnover lost ball (1)
15:18	5 MASHBURN, JR. J 2pt FG from turnover outside the paint, jump shot missed			
15:17				3 PRYOR N defensive rebound (2)



Game Time	UNM	Score	Diff	NMSU
15:17				35 MCCANTS J substitution out
15:17				15 PEAKE M substitution in
15:04				13 MCNAIR JR. W 2pt FG in the paint, layup blocked
15:04	21 ALLEN-TOVAR J block (1)			
14:57				15 PEAKE M offensive rebound (1)
14:57		5-6	-1	15 PEAKE M 2pt FG second chance in the paint, layup made (2)
14:48	10 HOUSE J 2pt FG in the paint, jump shot made (5)	7-6	1	
14:17				0 ALLEN T 3pt FG , jump shot missed
14:16	21 ALLEN-TOVAR J defensive rebound (1)			
14:16	21 ALLEN-TOVAR J foul drawn (1)			15 PEAKE M foul personal (1 - 3)
14:16	24 TODD T substitution out			
14:16	35 MUSCADIN G substitution in			
14:16				13 MCNAIR JR. W substitution out
14:16				42 ALOK Y substitution in
14:10	10 HOUSE J substitution out			
14:10	24 TODD T substitution in			
14:00	21 ALLEN-TOVAR J 3pt FG , jump shot blocked			
14:00				15 PEAKE M block (1)
13:51				42 ALOK Y defensive rebound (1)
13:48				42 ALOK Y 2pt FG outside the paint, jump shot missed
13:44	24 TODD T defensive rebound (2)			
13:35	5 MASHBURN, JR. J 2pt FG outside the paint, jump shot missed			
13:35				15 PEAKE M defensive rebound (2)
13:34	24 TODD T foul personal (1 - 2)			15 PEAKE M foul drawn (1)
13:34	13 JOHNSON J substitution out			
13:34	10 HOUSE J substitution in			
13:34	5 MASHBURN, JR. J substitution out			
13:34	24 TODD T substitution out			
13:34	0 JENKINS K substitution in			
13:34	1 SINGLETON S substitution in			
13:19				0 ALLEN T 2pt FG in the paint, layup missed
13:15				42 ALOK Y offensive rebound (2)
13:14		7-8	-1	42 ALOK Y 2pt FG second chance in the paint, layup made (2)
13:08	10 HOUSE J foul offensive (1 - 3)			3 PRYOR N foul drawn (1)
13:08	10 HOUSE J turnover offensive (1)			
13:08				3 PRYOR N substitution out
13:08				15 PEAKE M substitution out
13:08				4 MCKINNEY JR. M substitution in
13:08				35 MCCANTS J substitution in
12:58	10 HOUSE J steal (1)			4 MCKINNEY JR. M turnover lost ball (1)
12:46	0 JENKINS K 3pt FG from turnover, jump shot missed			
12:41				0 ALLEN T defensive rebound (2)
12:30	1 SINGLETON S steal (1)			10 RICE S turnover lost ball (1)
12:23	0 JENKINS K 3pt FG fast break from turnover, jump shot made (3)	10-8	2	
12:23	1 SINGLETON S assist (1)			
12:08				35 MCCANTS J 3pt FG , jump shot missed
12:07	defensive rebound (8)			
12:07				0 ALLEN T substitution out



Game Time	UNM	Score	Diff	NMSU
12:07				1 AVERY M substitution in
11:53	0 JENKINS K 3pt FG , jump shot missed			
11:49				4 MCKINNEY JR. M defensive rebound (2)
11:48				4 MCKINNEY JR. M turnover bad pass (2)
11:48	10 HOUSE J substitution out			
11:48	5 MASHBURN, JR. J substitution in			
11:48				4 MCKINNEY JR. M substitution out
11:48				42 ALOK Y substitution out
11:48				3 PRYOR N substitution in
11:48				13 MCNAIR JR. W substitution in
11:36	1 SINGLETON S 2pt FG from turnover in the paint, layup missed			
11:33				3 PRYOR N defensive rebound (3)
11:29	21 ALLEN-TOVAR J foul shooting (1 - 4)			10 RICE S foul drawn (1)
11:29				10 RICE S free throw fast break 1 - 2 missed
11:29				offensive dead ball rebound (1)
11:29	21 ALLEN-TOVAR J substitution out			
11:29	13 JOHNSON J substitution in			
11:29		10-9	1	10 RICE S free throw fast break 2 - 2 made (1)
11:17	5 MASHBURN, JR. J 3pt FG , jump shot made (5)	13-9	4	
11:17	35 MUSCADIN G assist (1)			
10:40				turnover shot clock (5)
10:24	35 MUSCADIN G 2pt FG from turnover outside the paint, jump shot missed			
10:18	13 JOHNSON J offensive rebound (1)			
10:18	13 JOHNSON J 2pt FG from turnover second chance in the paint, layup made (2)	15-9	6	
10:05				35 MCCANTS J 2pt FG in the paint, layup missed
10:04	defensive rebound (10)			
10:04	0 JENKINS K substitution out			
10:04	10 HOUSE J substitution in			
10:04				10 RICE S substitution out
10:04				0 ALLEN T substitution in
09:53	5 MASHBURN, JR. J 2pt FG outside the paint, jump shot missed			
09:53	1 SINGLETON S offensive rebound (1)			
09:53	1 SINGLETON S 2pt FG second chance in the paint, layup made (2)	17-9	8	
09:53	1 SINGLETON S foul drawn (1)			1 AVERY M foul shooting (1 - 4)
09:53				1 AVERY M substitution out
09:53				23 WILLIAMS L substitution in
09:53	1 SINGLETON S free throw 1 - 1 made (3)	18-9	9	
09:40	35 MUSCADIN G steal (1)			3 PRYOR N turnover lost ball (1)
09:33	1 SINGLETON S 2pt FG from turnover in the paint, layup missed			
09:29	1 SINGLETON S offensive rebound (2)			
09:29	1 SINGLETON S 2pt FG from turnover second chance in the paint, layup missed			
09:27	13 JOHNSON J offensive rebound (2)			
09:25	10 HOUSE J 2pt FG from turnover second chance outside the paint, jump shot missed			
09:21				0 ALLEN T defensive rebound (3)
09:16				13 MCNAIR JR. W substitution out
09:16				15 PEAKE M substitution in



Official Basketball Play by Play - First Half
New Mexico St. at New Mexico
 12/06/21 The Pit, Albuquerque
 2021-22 Men's Basketball

Game Time: 7:00 PM
Game Duration: 2:08
Attendance: 13,019

Officials: David Hall, Keith Kimble, Michael Irving

Game Time	UNM	Score	Diff	NMSU
09:04		18-11	7	0 ALLEN T 2pt FG outside the paint, jump shot made (2)
08:48	10 HOUSE J turnover lost ball (2)			0 ALLEN T steal (1)
08:44		18-13	5	0 ALLEN T 2pt FG fast break from turnover in the paint, layup made (4)
08:23	5 MASHBURN, JR. J 3pt FG , jump shot made (8)	21-13	8	
08:23	35 MUSCADIN G assist (2)			
08:11				0 ALLEN T 3pt FG , jump shot missed
08:05	13 JOHNSON J defensive rebound (3)			
08:01	35 MUSCADIN G 2pt FG fast break in the paint, layup made (2)	23-13	10	
08:01	13 JOHNSON J assist (1)			
07:49	Timeout media			
07:49	1 SINGLETON S substitution out			
07:49	24 TODD T substitution in			
07:49				3 PRYOR N substitution out
07:49				10 RICE S substitution in
07:30		23-16	7	15 PEAKE M 3pt FG , jump shot made (5)
07:30				0 ALLEN T assist (2)
07:10	24 TODD T foul drawn (1)			0 ALLEN T foul shooting (1 - 5)
07:10	24 TODD T free throw 1 - 2 missed			
07:10	offensive dead ball rebound (1)			
07:10	24 TODD T free throw 2 - 2 missed			
07:09				0 ALLEN T defensive rebound (4)
06:57		23-18	5	35 MCCANTS J 2pt FG in the paint, layup made (2)
06:57				0 ALLEN T assist (3)
06:57	35 MUSCADIN G foul shooting (1 - 5)			35 MCCANTS J foul drawn (1)
06:57				35 MCCANTS J free throw 1 - 1 missed
06:55				15 PEAKE M offensive rebound (3)
06:45				0 ALLEN T 2pt FG second chance in the paint, layup missed
06:42	24 TODD T defensive rebound (3)			
06:36	10 HOUSE J turnover lost ball (3)			23 WILLIAMS L steal (1)
06:22				23 WILLIAMS L 3pt FG from turnover, jump shot missed
06:19	35 MUSCADIN G defensive rebound (3)			
06:19	24 TODD T foul drawn (2)			15 PEAKE M foul personal (2 - 6)
06:19				15 PEAKE M substitution out
06:19				13 MCNAIR JR. W substitution in
06:19	13 JOHNSON J substitution out			
06:19	21 ALLEN-TOVAR J substitution in			
06:10	10 HOUSE J foul drawn (2)			35 MCCANTS J foul personal (2 - 7)
06:10				35 MCCANTS J substitution out
06:10				4 MCKINNEY JR. M substitution in
06:10	10 HOUSE J 1&1 free throw 1 made (6)	24-18	6	
06:10	35 MUSCADIN G substitution out			
06:10	13 JOHNSON J substitution in			
06:10	10 HOUSE J 1&1 free throw 2 made (7)	25-18	7	
05:57				4 MCKINNEY JR. M 2pt FG in the paint, jump shot blocked
05:57	21 ALLEN-TOVAR J block (2)			
05:52	10 HOUSE J defensive rebound (1)			
05:47	10 HOUSE J 2pt FG in the paint, layup made (9)	27-18	9	
05:47				Timeout 30 Sec



Game Time	UNM	Score	Diff	NMSU
05:47	24 TODD T substitution out			
05:47	0 JENKINS K substitution in			
05:47				4 MCKINNEY JR. M substitution out
05:47				3 PRYOR N substitution in
05:27		27-20	7	0 ALLEN T 2pt FG in the paint, driving layup made (6)
05:07	21 ALLEN-TOVAR J 3pt FG , jump shot missed			
05:03				10 RICE S defensive rebound (1)
04:37	13 JOHNSON J substitution out			
04:37	1 SINGLETON S substitution in			
04:35				turnover shot clock (7)
04:19	5 MASHBURN, JR. J 2pt FG from turnover in the paint, jump shot blocked			
04:19				13 MCNAIR JR. W block (1)
04:19				10 RICE S defensive rebound (2)
04:12		27-22	5	3 PRYOR N 2pt FG fast break in the paint, layup made (2)
04:12				10 RICE S assist (1)
03:54	5 MASHBURN, JR. J 2pt FG outside the paint, jump shot made (10)	29-22	7	
03:35				3 PRYOR N 2pt FG in the paint, layup blocked
03:35	10 HOUSE J block (1)			
03:30	1 SINGLETON S defensive rebound (3)			
03:15	10 HOUSE J 2pt FG in the paint, driving layup made (11)	31-22	9	
02:57		31-24	7	0 ALLEN T 2pt FG in the paint, driving layup made (8)
02:49	Timeout media			
02:49	21 ALLEN-TOVAR J substitution out			
02:49	35 MUSCADIN G substitution in			
02:36	0 JENKINS K 2pt FG outside the paint, jump shot missed			
02:33				10 RICE S defensive rebound (3)
02:29	0 JENKINS K foul personal (1 - 6)			10 RICE S foul drawn (2)
02:12		31-27	4	10 RICE S 3pt FG , jump shot made (4)
01:50	5 MASHBURN, JR. J 2pt FG in the paint, layup missed			
01:47				3 PRYOR N defensive rebound (4)
01:42				10 RICE S 3pt FG , jump shot missed
01:38	35 MUSCADIN G defensive rebound (4)			
01:28	10 HOUSE J 2pt FG in the paint, layup missed			
01:24				0 ALLEN T defensive rebound (5)
01:23				0 ALLEN T turnover travel (2)
01:23				10 RICE S substitution out
01:23				1 AVERY M substitution in
01:23	1 SINGLETON S substitution out			
01:23	13 JOHNSON J substitution in			
01:07	0 JENKINS K 3pt FG from turnover, jump shot missed			
01:04	13 JOHNSON J offensive rebound (4)			
01:04	13 JOHNSON J foul drawn (1)			23 WILLIAMS L foul personal (1 - 8)
01:04	0 JENKINS K substitution out			
01:04	1 SINGLETON S substitution in			
01:04	13 JOHNSON J 1&1 free throw 1 missed			
01:02				0 ALLEN T defensive rebound (6)
00:38				1 AVERY M 2pt FG outside the paint, jump shot missed
00:35	1 SINGLETON S defensive rebound (4)			



Official Basketball Play by Play - First Half

New Mexico St. at New Mexico

12/06/21 The Pit, Albuquerque
2021-22 Men's Basketball

Game Time: 7:00 PM

Game Duration: 2:08

Attendance: 13,019

Officials: David Hall, Keith Kimble, Michael Irving

Game Time	UNM	Score	Diff	NMSU
00:08	13 JOHNSON J 2pt FG in the paint, jump shot missed			
00:05				1 AVERY M defensive rebound (1)
00:00				23 WILLIAMS L 3pt FG , jump shot missed
00:00	defensive rebound (22)			
END OF PERIOD				
UNM 31-27 NMSU				



Official Basketball Box Score - First Half
New Mexico St. at New Mexico
 12/06/21 The Pit, Albuquerque
 2021-22 Men's Basketball

Game Time: 7:00 PM
 Game Duration: 2:08
 Attendance: 13,019

Officials: David Hall, Keith Kimble, Michael Irving

New Mexico St. - 27

NO.	Name	F	Min	FG			Rebounds			Fouls		TP	AS	TO	ST	Blocks		+/-
				M-A	M-A	M-A	OR	DR	TOT	PF	FD					BS	BA	
13	Will McNair Jr.	F	14:35	1-4	0-0	0-0	0	2	2	0	0	2	0	0	1	1	2	-7
35	Johnny McCants	F	11:41	1-3	0-1	0-1	0	0	0	2	1	2	0	0	0	0	0	-7
0	Teddy Allen	G	17:57	4-10	0-3	0-0	1	5	6	1	0	8	3	2	1	0	1	0
4	Mario McKinney Jr.	G	05:50	1-3	0-0	0-0	0	2	2	1	1	2	0	2	0	0	1	-8
10	Sir'Jabari Rice	G	16:22	1-3	1-2	1-2	0	3	3	0	2	4	1	1	0	0	0	0
3	Nate Pryor		12:31	1-2	0-0	0-0	0	4	4	0	1	2	0	1	0	0	1	-1
15	Mike Peake		05:06	2-2	1-1	0-0	2	1	3	2	1	5	0	0	0	1	0	6
42	Yuat Alok		02:28	1-2	0-0	0-0	1	1	2	0	0	2	0	0	0	0	0	-1
1	Marchelus Avery		03:37	0-1	0-0	0-0	0	1	1	1	0	0	0	0	0	0	0	-6
23	Levar Williams		09:53	0-2	0-2	0-0	0	0	0	1	0	0	0	0	1	0	0	4
Team							0	0	0			0		2				
Totals				12-32	2-9	1-3	4	19	23	8	6	27	4	8	3	2	5	-4

Shooting By Period		
1st FG%	12-32	37.5%
3PT%	2-9	22.2%
FT%	1-3	33.3%
GM FG%	12-32	37.5%
3PT%	2-9	22.2%
FT%	1-3	33.3%

Dead Ball Rebounds: 1, 0

Technical Fouls::NONE

New Mexico - 31

NO.	Name	F	Min	FG			Rebounds			Fouls		TP	AS	TO	ST	Blocks		+/-
				M-A	M-A	M-A	OR	DR	TOT	PF	FD					BS	BA	
35	Gethro Muscadin	F	15:02	1-3	0-0	0-0	0	4	4	1	1	2	2	1	1	2	0	3
5	Jamal Mashburn, Jr.	G	18:14	4-9	2-2	0-0	0	1	1	0	0	10	1	0	0	0	1	3
10	Jaelen House	G	17:40	4-8	1-3	2-2	0	1	1	1	2	11	0	3	1	1	0	0
13	Javonté Johnson	G	14:32	1-2	0-0	0-1	3	1	4	1	1	2	1	1	1	0	0	5
24	Taryn Todd	G	08:22	0-1	0-1	0-2	0	3	3	1	2	0	0	0	0	0	0	0
21	Jay Allen-Tovar		07:54	0-2	0-2	0-0	0	1	1	1	1	0	0	0	0	2	1	3
0	KJ Jenkins		08:13	1-5	1-4	0-0	0	0	0	1	0	3	0	0	0	0	0	0
1	Saquan Singleton		10:03	1-4	0-0	1-1	2	2	4	0	1	3	1	0	1	0	0	6
Team							0	4	4			0		0				
Totals				12-34	4-12	3-6	5	17	22	6	8	31	5	5	4	5	2	4

Shooting By Period		
1st FG%	12-34	35.3%
3PT%	4-12	33.3%
FT%	3-6	50%
GM FG%	12-34	35.3%
3PT%	4-12	33.3%
FT%	3-6	50.0%

Dead Ball Rebounds: 1, 0

Technical Fouls::NONE

	NMSU	UNM
Biggest lead	1 (1 st 14:57)	10 (1 st 8:01)
Best Scoring Run	6(1 st 14:57)	8(1 st 9:53)
Lead Changes	4	
Times Tied	0	
Time with Lead	01:00	16:32

	NMSU	UNM
Points from		
Turnovers	2	5
Paint	18	14
Second Chance	4	5
Fast Breaks	5	8
Bench	9	6

	Period by Period Scoring			
	1st	2nd	OT1	TOT
NMSU	27	41	10	78
UNM	31	37	8	76



Period 2

Quarter Starters:

UNM	5 Mashburn, Jr. J	10 House J	13 Johnson J	24 Todd T	35 Muscadin G
NMSU	0 Allen T	3 Pryor N	10 Rice S	13 McNair Jr. W	35 McCants J

Game Time	UNM	Score	Diff	NMSU
20:00	1 SINGLETON S substitution out			
20:00	24 TODD T substitution in			
20:00				1 AVERY M substitution out
20:00				23 WILLIAMS L substitution out
20:00				10 RICE S substitution in
20:00				35 MCCANTS J substitution in
19:41				3 PRYOR N 2pt FG in the paint, jump shot missed
19:38	13 JOHNSON J defensive rebound (5)			
19:20	10 HOUSE J 3pt FG , jump shot missed			
19:17				3 PRYOR N defensive rebound (5)
19:14		31-29	2	35 MCCANTS J 2pt FG fast break in the paint, layup made (4)
19:14				3 PRYOR N assist (1)
18:48	24 TODD T 2pt FG in the paint, layup missed			
18:45				13 MCNAIR JR. W defensive rebound (3)
18:37				13 MCNAIR JR. W 2pt FG in the paint, layup missed
18:34	13 JOHNSON J defensive rebound (6)			
18:31	35 MUSCADIN G 2pt FG fast break in the paint, jump shot made (4)	33-29	4	
18:31	13 JOHNSON J assist (2)			
18:08				13 MCNAIR JR. W 2pt FG in the paint, hook shot missed
18:05	35 MUSCADIN G defensive rebound (5)			
18:02	13 JOHNSON J 3pt FG , jump shot missed			
17:57				3 PRYOR N defensive rebound (6)
17:51		33-31	2	0 ALLEN T 2pt FG in the paint, dunk, made (10)
17:51				10 RICE S assist (2)
17:23	5 MASHBURN, JR. J 3pt FG , jump shot made (13)	36-31	5	
17:23	10 HOUSE J assist (1)			
17:01	35 MUSCADIN G foul drawn (2)			35 MCCANTS J foul offensive (3 - 1)
17:01				35 MCCANTS J turnover offensive (1)
17:01				13 MCNAIR JR. W substitution out
17:01				35 MCCANTS J substitution out
17:01				15 PEAKE M substitution in
17:01				42 ALOK Y substitution in
16:42	35 MUSCADIN G turnover lost ball (2)			10 RICE S steal (1)
16:28		36-33	3	0 ALLEN T 2pt FG fast break from turnover in the paint, layup made (12)
16:28				10 RICE S assist (3)
16:23	24 TODD T foul drawn (3)			42 ALOK Y foul personal (1 - 2)
16:15	10 HOUSE J turnover bad pass (4)			3 PRYOR N steal (1)
16:11		36-35	1	0 ALLEN T 2pt FG fast break from turnover in the paint, layup made (14)
16:11				3 PRYOR N assist (2)
15:53	13 JOHNSON J 2pt FG in the paint, hook shot missed			
15:50				15 PEAKE M defensive rebound (4)



New Mexico St. at New Mexico

12/06/21 The Pit, Albuquerque
2021-22 Men's Basketball

Game Time: 7:00 PM
Game Duration: 2:08
Attendance: 13,019

Officials: David Hall, Keith Kimble, Michael Irving

Game Time	UNM	Score	Diff	NMSU
15:46				15 PEAKE M 3pt FG , jump shot missed
15:40				42 ALOK Y offensive rebound (3)
15:40		36-37	-1	42 ALOK Y 2pt FG second chance in the paint, layup made (4)
15:40	Timeout 30 Sec			
15:40	Timeout media			
15:40	24 TODD T substitution out			
15:40	35 MUSCADIN G substitution out			
15:40	1 SINGLETON S substitution in			
15:40	21 ALLEN-TOVAR J substitution in			
15:27	10 HOUSE J 3pt FG , jump shot missed			
15:24				0 ALLEN T defensive rebound (7)
15:18	5 MASHBURN, JR. J foul personal (1 - 1)			15 PEAKE M foul drawn (2)
15:18	Timeout media			
15:06		36-39	-3	0 ALLEN T 2pt FG in the paint, layup made (16)
14:51	21 ALLEN-TOVAR J 3pt FG , jump shot missed			
14:47				0 ALLEN T defensive rebound (8)
14:42	1 SINGLETON S steal (2)			10 RICE S turnover lost ball (2)
14:33	1 SINGLETON S 2pt FG from turnover in the paint, driving layup made (5)	38-39	-1	
14:33	5 MASHBURN, JR. J assist (2)			
14:14		38-41	-3	3 PRYOR N 2pt FG in the paint, driving layup made (4)
13:57	1 SINGLETON S foul offensive (1 - 2)			15 PEAKE M foul drawn (3)
13:57	1 SINGLETON S turnover offensive (1)			
13:57	10 HOUSE J substitution out			
13:57	0 JENKINS K substitution in			
13:37				10 RICE S 3pt FG from turnover, jump shot missed
13:35	1 SINGLETON S defensive rebound (5)			
13:24	5 MASHBURN, JR. J 2pt FG outside the paint, step back jump shot made (15)	40-41	-1	
13:06				42 ALOK Y 3pt FG , jump shot missed
12:49				10 RICE S offensive rebound (4)
12:49				42 ALOK Y 2pt FG second chance in the paint, dunk, missed
12:49	0 JENKINS K defensive rebound (1)			
12:49	0 JENKINS K 2pt FG fast break in the paint, jump shot made (5)	42-41	1	
12:33		42-43	-1	42 ALOK Y 2pt FG in the paint, hook shot made (6)
12:16	21 ALLEN-TOVAR J 2pt FG in the paint, dunk, made (2)	44-43	1	
12:16	21 ALLEN-TOVAR J foul drawn (2)			42 ALOK Y foul shooting (2 - 3)
12:15	21 ALLEN-TOVAR J free throw 1 - 1 missed			
12:12				42 ALOK Y defensive rebound (4)
11:58		44-45	-1	15 PEAKE M 2pt FG in the paint, dunk, made (7)
11:58				3 PRYOR N assist (3)
11:47	21 ALLEN-TOVAR J 2pt FG in the paint, jump shot made (4)	46-45	1	
11:47	5 MASHBURN, JR. J assist (3)			
11:47	Timeout media			
11:47	0 JENKINS K substitution out			
11:47	10 HOUSE J substitution in			
11:47				42 ALOK Y substitution out
11:47				35 MCCANTS J substitution in
11:29				foul administrative technical (4)
11:29				turnover offensive (11)



New Mexico St. at New Mexico

12/06/21 The Pit, Albuquerque
2021-22 Men's Basketball

Game Time: 7:00 PM
Game Duration: 2:08
Attendance: 13,019

Officials: David Hall, Keith Kimble, Michael Irving

Game Time	UNM	Score	Diff	NMSU
11:11	5 MASHBURN, JR. J free throw 1 - 1 made (16)	47-45	2	
11:07		47-47	0	35 MCCANTS J 2pt FG in the paint, layup made (6)
11:07				10 RICE S assist (4)
11:02	21 ALLEN-TOVAR J 3pt FG , jump shot missed			
11:02	1 SINGLETON S offensive rebound (6)			
11:02	10 HOUSE J 2pt FG second chance outside the paint, jump shot missed			
11:02				0 ALLEN T defensive rebound (9)
11:02	5 MASHBURN, JR. J foul drawn (1)			0 ALLEN T foul offensive (2 - 5)
11:02				0 ALLEN T turnover offensive (3)
11:01	21 ALLEN-TOVAR J substitution out			
11:01	35 MUSCADIN G substitution in			
11:01				15 PEAKE M substitution out
11:01				42 ALOK Y substitution in
10:45	1 SINGLETON S foul offensive (2 - 3)			3 PRYOR N foul drawn (2)
10:45	1 SINGLETON S turnover offensive (2)			
10:34				10 RICE S 3pt FG from turnover, jump shot missed
10:30	10 HOUSE J defensive rebound (2)			
10:20	35 MUSCADIN G 2pt FG outside the paint, jump shot missed			
10:17				35 MCCANTS J defensive rebound (1)
10:14	35 MUSCADIN G foul personal (2 - 4)			42 ALOK Y foul drawn (1)
10:09				0 ALLEN T 2pt FG outside the paint, step back jump shot blocked
10:09	1 SINGLETON S block (1)			
10:09				35 MCCANTS J offensive rebound (2)
10:09	35 MUSCADIN G foul personal (3 - 5)			35 MCCANTS J foul drawn (2)
09:52				0 ALLEN T 3pt FG second chance, jump shot missed
09:48	5 MASHBURN, JR. J defensive rebound (2)			
09:44	1 SINGLETON S foul drawn (2)			10 RICE S foul shooting (1 - 6)
09:44	1 SINGLETON S free throw fast break 1 - 2 missed			
09:44	offensive dead ball rebound (2)			
09:44	1 SINGLETON S free throw fast break 2 - 2 made (6)	48-47	1	
09:33	5 MASHBURN, JR. J foul personal (2 - 6)			0 ALLEN T foul drawn (1)
09:33				3 PRYOR N substitution out
09:33				23 WILLIAMS L substitution in
09:29		48-49	-1	0 ALLEN T 2pt FG in the paint, jump shot made (18)
09:29				23 WILLIAMS L assist (1)
09:13	1 SINGLETON S foul drawn (3)			35 MCCANTS J foul shooting (4 - 7)
09:13	1 SINGLETON S free throw 1 - 2 made (7)	49-49	0	
09:13				35 MCCANTS J substitution out
09:13				15 PEAKE M substitution in
09:13	1 SINGLETON S free throw 2 - 2 missed			
09:10				0 ALLEN T defensive rebound (10)
08:46		49-51	-2	42 ALOK Y 2pt FG in the paint, layup made (8)
08:46				23 WILLIAMS L assist (2)
08:23	35 MUSCADIN G 2pt FG in the paint, layup blocked			
08:23				42 ALOK Y block (1)
08:21	35 MUSCADIN G offensive rebound (6)			
08:21	35 MUSCADIN G foul drawn (3)			42 ALOK Y foul shooting (3 - 8)
08:21	35 MUSCADIN G free throw 1 - 2 missed			



New Mexico St. at New Mexico

12/06/21 The Pit, Albuquerque
2021-22 Men's Basketball

Game Time: 7:00 PM
Game Duration: 2:08
Attendance: 13,019

Officials: David Hall, Keith Kimble, Michael Irving

Game Time	UNM	Score	Diff	NMSU
08:21	offensive dead ball rebound (3)			
08:21	5 MASHBURN, JR. J substitution out			
08:21	0 JENKINS K substitution in			
08:21	35 MUSCADIN G free throw 2 - 2 made (5)	50-51	-1	
08:05		50-53	-3	42 ALOK Y 2pt FG in the paint, layup made (10)
08:05	35 MUSCADIN G foul shooting (4 - 7)			42 ALOK Y foul drawn (2)
08:05	35 MUSCADIN G substitution out			
08:05	21 ALLEN-TOVAR J substitution in			
08:05				42 ALOK Y free throw 1 - 1 missed
08:05	defensive dead ball rebound (4)			
07:53	1 SINGLETON S 2pt FG in the paint, layup missed			
07:50				10 RICE S defensive rebound (5)
07:40		50-55	-5	0 ALLEN T 2pt FG in the paint, layup made (20)
07:25	10 HOUSE J foul drawn (3)			23 WILLIAMS L foul personal (2 - 9)
07:25	Timeout media			
07:25	1 SINGLETON S substitution out			
07:25	5 MASHBURN, JR. J substitution in			
07:25	10 HOUSE J 1&1 free throw 1 made (12)	51-55	-4	
07:25	10 HOUSE J 1&1 free throw 2 made (13)	52-55	-3	
07:00				42 ALOK Y 2pt FG in the paint, hook shot missed
06:57	21 ALLEN-TOVAR J defensive rebound (2)			
06:41	0 JENKINS K 2pt FG in the paint, driving layup made (7)	54-55	-1	
06:20		54-57	-3	42 ALOK Y 2pt FG in the paint, layup made (12)
06:20				0 ALLEN T assist (4)
06:20	0 JENKINS K foul shooting (2 - 8)			42 ALOK Y foul drawn (3)
06:20				23 WILLIAMS L substitution out
06:20				3 PRYOR N substitution in
06:20		54-58	-4	42 ALOK Y free throw 1 - 1 made (13)
06:05	10 HOUSE J 2pt FG in the paint, layup made (15)	56-58	-2	
06:05	10 HOUSE J foul drawn (4)			15 PEAKE M foul shooting (3 - 10)
06:05	10 HOUSE J free throw 1 - 1 made (16)	57-58	-1	
05:52		57-60	-3	3 PRYOR N 2pt FG in the paint, driving layup made (6)
05:40	5 MASHBURN, JR. J foul drawn (2)			0 ALLEN T foul personal (3 - 11)
05:40	5 MASHBURN, JR. J free throw 1 - 2 made (17)	58-60	-2	
05:40				42 ALOK Y substitution out
05:40				13 MCNAIR JR. W substitution in
05:40	5 MASHBURN, JR. J free throw 2 - 2 made (18)	59-60	-1	
05:23				3 PRYOR N turnover bad pass (2)
05:10	5 MASHBURN, JR. J 2pt FG from turnover outside the paint, jump shot made (20)	61-60	1	
04:45				3 PRYOR N 2pt FG in the paint, layup missed
04:41	21 ALLEN-TOVAR J defensive rebound (3)			
04:26	5 MASHBURN, JR. J 2pt FG in the paint, layup blocked			
04:26				13 MCNAIR JR. W block (2)
04:22				3 PRYOR N defensive rebound (7)
04:06		61-62	-1	13 MCNAIR JR. W 2pt FG in the paint, layup made (4)
04:06				10 RICE S assist (5)
03:42	21 ALLEN-TOVAR J 3pt FG , jump shot missed			
03:39				13 MCNAIR JR. W defensive rebound (4)



New Mexico St. at New Mexico

12/06/21 The Pit, Albuquerque
2021-22 Men's Basketball

Game Time: 7:00 PM
Game Duration: 2:08
Attendance: 13,019

Officials: David Hall, Keith Kimble, Michael Irving

Game Time	UNM	Score	Diff	NMSU
03:30				0 ALLEN T 2pt FG in the paint, jump shot missed
03:26	21 ALLEN-TOVAR J defensive rebound (4)			
03:17	5 MASHBURN, JR. J 2pt FG in the paint, layup made (22)	63-62	1	
03:07				Timeout 30 Sec
03:07	Timeout media			
03:07				13 MCNAIR JR. W substitution out
03:07				35 MCCANTS J substitution in
02:57				35 MCCANTS J 2pt FG in the paint, layup missed
02:56	defensive rebound (35)			
02:42	Timeout 30 Sec			
02:33	10 HOUSE J 2pt FG in the paint, layup missed			
02:33	offensive rebound (36)			
02:25	5 MASHBURN, JR. J 2pt FG second chance in the paint, layup made (24)	65-62	3	
02:08		65-64	1	35 MCCANTS J 2pt FG in the paint, layup made (8)
02:08				15 PEAKE M assist (1)
01:48	21 ALLEN-TOVAR J 2pt FG outside the paint, jump shot made (6)	67-64	3	
01:48	10 HOUSE J assist (2)			
01:22				10 RICE S 2pt FG in the paint, jump shot missed
01:17	0 JENKINS K defensive rebound (2)			
00:54	13 JOHNSON J 2pt FG outside the paint, jump shot missed			
00:51				10 RICE S defensive rebound (6)
00:40		67-66	1	10 RICE S 2pt FG in the paint, layup made (6)
00:40				35 MCCANTS J assist (1)
00:40				Timeout 30 Sec
00:12	13 JOHNSON J foul drawn (2)			15 PEAKE M foul shooting (4 - 12)
00:12	13 JOHNSON J free throw 1 - 2 missed			
00:12	offensive dead ball rebound (5)			
00:12				15 PEAKE M substitution out
00:12				42 ALOK Y substitution in
00:12	0 JENKINS K substitution out			
00:12	1 SINGLETON S substitution in			
00:12	13 JOHNSON J free throw 2 - 2 made (3)	68-66	2	
00:03		68-68	0	35 MCCANTS J 2pt FG in the paint, layup made (10)
00:03				3 PRYOR N assist (4)
00:03	Timeout 60 Sec			
00:03				42 ALOK Y substitution out
00:03				15 PEAKE M substitution in
00:03	13 JOHNSON J substitution out			
00:03	0 JENKINS K substitution in			
00:00	10 HOUSE J 2pt FG outside the paint, jump shot missed			
00:00				defensive rebound (41)
END OF PERIOD				
UNM 68-68 NMSU				



New Mexico St. at New Mexico

12/06/21 The Pit, Albuquerque
2021-22 Men's Basketball

Game Time: 7:00 PM
Game Duration: 2:08
Attendance: 13,019

Officials: David Hall, Keith Kimble, Michael Irving

New Mexico St. - 41

NO.	Name	F	Min	FG			Rebounds			Fouls		TP	AS	TO	ST	Blocks		+/-
				M-A	M-A	M-A	OR	DR	TOT	PF	FD					BS	BA	
13	Will McNair Jr.	F	05:32	1-3	0-0	0-0	0	2	2	0	0	2	0	0	0	1	0	-4
35	Johnny McCants	F	08:40	4-5	0-0	0-0	1	1	2	2	1	8	1	1	0	0	0	1
0	Teddy Allen	G	20:00	6-9	0-1	0-0	0	4	4	2	1	12	1	1	0	0	1	4
4	Mario McKinney Jr.	G	00:00	0-0	0-0	0-0	0	0	0	0	0	0	0	0	0	0	0	0
10	Sir'Jabari Rice	G	20:00	1-4	0-2	0-0	1	2	3	1	0	2	4	1	1	0	0	4
1	Marchelus Avery		00:00	0-0	0-0	0-0	0	0	0	0	0	0	0	0	0	0	0	0
15	Mike Peake		15:05	1-2	0-1	0-0	0	1	1	2	2	2	1	0	0	0	0	4
42	Yuat Alok		10:43	5-8	0-1	1-2	1	1	2	3	3	11	0	0	0	1	0	7
23	Levar Williams		03:13	0-0	0-0	0-0	0	0	0	1	0	0	2	0	0	0	0	4
3	Nate Pryor		16:47	2-4	0-0	0-0	0	3	3	0	1	4	4	1	1	0	0	0
Team							0	1	1			0			1			
Totals				20-35	0-5	1-2	3	15	18	11	8	41	13	5	2	2	1	4

Shooting By Period		
2 nd FG%	20-35	57.1%
3PT%	0-5	0.0%
FT%	1-2	50%
GM FG%	20-35	57.1%
3PT%	0-5	0.0%
FT%	1-2	50.0%

Dead Ball Rebounds: 0, 0

Technical Fouls: Team 2nd 11:29

New Mexico - 37

NO.	Name	F	Min	FG			Rebounds			Fouls		TP	AS	TO	ST	Blocks		+/-
				M-A	M-A	M-A	OR	DR	TOT	PF	FD					BS	BA	
35	Gethro Muscadin	F	07:16	1-3	0-0	1-2	1	1	2	3	2	3	0	1	0	0	1	-8
5	Jamal Mashburn, Jr.	G	19:04	5-6	1-1	3-3	0	1	1	2	2	14	2	0	0	0	1	-1
10	Jaelen House	G	17:50	1-6	0-2	3-3	0	1	1	0	2	5	2	1	0	0	0	-8
13	Javonté Johnson	G	19:56	0-3	0-1	1-2	0	2	2	0	1	1	1	0	0	0	0	-4
24	Taryn Todd	G	04:20	0-1	0-0	0-0	0	0	0	0	1	0	0	0	0	0	0	-5
1	Saquan Singleton		08:27	1-2	0-0	2-4	1	1	2	2	2	4	0	2	1	1	0	-5
21	Jay Allen-Tovar		12:44	3-6	0-3	0-1	0	3	3	0	1	6	0	0	0	0	0	4
0	KJ Jenkins		10:23	2-2	0-0	0-0	0	2	2	1	0	4	0	0	0	0	0	7
Team							1	1	2			0			0			
Totals				13-29	1-7	10-15	3	12	15	8	11	37	5	4	1	1	2	-4

Shooting By Period		
2 nd FG%	13-29	44.8%
3PT%	1-7	14.3%
FT%	10-15	66.7%
GM FG%	13-29	44.8%
3PT%	1-7	14.3%
FT%	10-15	66.7%

Dead Ball Rebounds: 3, 1

Technical Fouls: NONE

	NMSU	UNM
Biggest lead	5 (2 nd 7:40)	5 (2 nd 17:23)
Best Scoring Run	8 (2 nd 15:06)	4 (2 nd 12:49)
Lead Changes	10	
Times Tied	3	
Time with Lead	08:00	09:47

Points from	NMSU	UNM
Turnovers	4	5
Paint	40	18
Second Chance	2	3
Fast Breaks	6	5
Bench	17	14

	Period by Period Scoring			
	1st	2nd	OT1	TOT
NMSU	27	41	10	78
UNM	31	37	8	76



Overtime 1

Quarter Starters:

UNM	1 Singleton S	5 Mashburn, Jr. J	10 House J	13 Johnson J	21 Allen-Tovar J
NMSU	0 Allen T	3 Pryor N	10 Rice S	35 McCants J	42 Alok Y

Game Time	UNM	Score	Diff	NMSU
05:00	0 JENKINS K substitution out			
05:00	13 JOHNSON J substitution in			
05:00				15 PEAKE M substitution out
05:00				42 ALOK Y substitution in
05:00	21 ALLEN-TOVAR J jumpball won			35 MCCANTS J jumpball lost
04:36	10 HOUSE J 3pt FG , jump shot made (19)	71-68	3	
04:12		71-70	1	42 ALOK Y 2pt FG in the paint, hook shot made (15)
04:12				35 MCCANTS J assist (2)
03:49	21 ALLEN-TOVAR J 3pt FG , jump shot missed			
03:45	13 JOHNSON J offensive rebound (7)			
03:42	10 HOUSE J 2pt FG second chance in the paint, jump shot missed			
03:39				35 MCCANTS J defensive rebound (3)
03:34				0 ALLEN T 3pt FG , jump shot missed
03:32	13 JOHNSON J defensive rebound (8)			
03:32	10 HOUSE J substitution out			
03:32	0 JENKINS K substitution in			
03:16	21 ALLEN-TOVAR J 2pt FG in the paint, dunk, blocked			
03:16				35 MCCANTS J block (1)
03:11				35 MCCANTS J defensive rebound (4)
03:01		71-72	-1	42 ALOK Y 2pt FG in the paint, layup made (17)
03:01				35 MCCANTS J assist (3)
02:42	5 MASHBURN, JR. J 2pt FG outside the paint, jump shot missed			
02:40				0 ALLEN T defensive rebound (11)
02:13				0 ALLEN T 2pt FG in the paint, layup blocked
02:13	1 SINGLETON S block (2)			
02:13	1 SINGLETON S defensive rebound (7)			
02:13	1 SINGLETON S foul drawn (4)			0 ALLEN T foul personal (4 - 13)
02:13	1 SINGLETON S free throw fast break 1 - 2 made (8)	72-72	0	
02:13	21 ALLEN-TOVAR J substitution out			
02:13	35 MUSCADIN G substitution in			
02:13	1 SINGLETON S free throw fast break 2 - 2 missed			
02:11				10 RICE S defensive rebound (7)
01:51		72-74	-2	35 MCCANTS J 2pt FG in the paint, layup made (12)
01:31	0 JENKINS K 3pt FG , jump shot missed			
01:29	5 MASHBURN, JR. J offensive rebound (3)			
01:22	0 JENKINS K foul offensive (3 - 9)			3 PRYOR N foul drawn (3)
01:22	0 JENKINS K turnover offensive (1)			
01:22	1 SINGLETON S substitution out			
01:22	10 HOUSE J substitution in			
01:04		72-76	-4	42 ALOK Y 2pt FG from turnover outside the paint, hook shot made (19)
01:04				35 MCCANTS J assist (4)
00:48	10 HOUSE J 2pt FG outside the paint, jump shot made (21)	74-76	-2	



Official Basketball Play by Play - 1st OT
New Mexico St. at New Mexico
 12/06/21 The Pit, Albuquerque
 2021-22 Men's Basketball

Game Time: 7:00 PM
Game Duration: 2:08
Attendance: 13,019

Officials: David Hall, Keith Kimble, Michael Irving

Game Time	UNM	Score	Diff	NMSU
00:48	Timeout 30 Sec			
00:36				35 MCCANTS J turnover bad pass (2)
00:25	5 MASHBURN, JR. J 2pt FG from turnover outside the paint, jump shot made (26)	76-76	0	
00:18				Timeout 60 Sec
00:18	0 JENKINS K substitution out			
00:18	1 SINGLETON S substitution in			
00:00		76-78	-2	3 PRYOR N 2pt FG in the paint, layup made (8)
00:00				10 RICE S assist (6)
END OF GAME				
UNM 76-78 NMSU				



Official Basketball Box Score - 1st OT
New Mexico St. at New Mexico
 12/06/21 The Pit, Albuquerque
 2021-22 Men's Basketball

Game Time: 7:00 PM
 Game Duration: 2:08
 Attendance: 13,019

Officials: David Hall, Keith Kimble, Michael Irving

New Mexico St. - 10

NO.	Name	Min	FG			Rebounds			Fouls		TP	AS	TO	ST	Blocks		+/-
			M-A	M-A	M-A	OR	DR	TOT	PF	FD					BS	BA	
13	Will McNair Jr.	F 00:00	0-0	0-0	0-0	0	0	0	0	0	0	0	0	0	0	0	0
35	Johnny McCants	F 05:00	1-1	0-0	0-0	0	2	2	0	0	2	3	1	0	1	0	2
0	Teddy Allen	G 05:00	0-2	0-1	0-0	0	1	1	1	0	0	0	0	0	0	1	2
4	Mario McKinney Jr.	G 00:00	0-0	0-0	0-0	0	0	0	0	0	0	0	0	0	0	0	0
10	Sir'Jabari Rice	G 05:00	0-0	0-0	0-0	0	1	1	0	0	0	1	0	0	0	0	2
3	Nate Pryor	05:00	1-1	0-0	0-0	0	0	0	0	1	2	0	0	0	0	0	2
15	Mike Peake	00:00	0-0	0-0	0-0	0	0	0	0	0	0	0	0	0	0	0	0
42	Yuat Alok	05:00	3-3	0-0	0-0	0	0	0	0	0	6	0	0	0	0	0	2
Team						0	0	0		0							
Totals			5-7	0-1	0-0	0	4	4	1	1	10	4	1	0	1	1	2

Shooting By Period		
OT FG%	5-7	71.4%
3PT%	0-1	0.0%
FT%	0-0	0%
GM FG%	5-7	71.4%
3PT%	0-1	0.0%
FT%	0-0	0.0%

Dead Ball Rebounds: 0, 0

Technical Fouls: NONE

New Mexico - 8

NO.	Name	Min	FG			Rebounds			Fouls		TP	AS	TO	ST	Blocks		+/-
			M-A	M-A	M-A	OR	DR	TOT	PF	FD					BS	BA	
35	Gethro Muscadin	F 02:13	0-0	0-0	0-0	0	0	0	0	0	0	0	0	0	0	0	-2
5	Jamal Mashburn, Jr.	G 05:00	1-2	0-0	0-0	1	0	1	0	0	2	0	0	0	0	0	-2
10	Jaelen House	G 02:50	2-3	1-1	0-0	0	0	0	0	0	5	0	0	0	0	0	1
13	Javonté Johnson	G 05:00	0-0	0-0	0-0	1	1	2	0	0	0	0	0	0	0	0	-2
24	Taryn Todd	G 00:00	0-0	0-0	0-0	0	0	0	0	0	0	0	0	0	0	0	0
21	Jay Allen-Tovar	02:47	0-2	0-1	0-0	0	0	0	0	0	0	0	0	0	0	1	0
0	KJ Jenkins	03:13	0-1	0-1	0-0	0	0	0	1	0	0	0	1	0	0	0	-1
1	Saquan Singleton	03:57	0-0	0-0	1-2	0	1	1	0	1	1	0	0	0	1	0	-4
Team						0	0	0		0							
Totals			3-8	1-3	1-2	2	2	4	1	1	8	0	1	0	1	1	-2

Shooting By Period		
OT FG%	3-8	37.5%
3PT%	1-3	33.3%
FT%	1-2	50%
GM FG%	3-8	37.5%
3PT%	1-3	33.3%
FT%	1-2	50.0%

Dead Ball Rebounds: 0, 0

Technical Fouls: NONE

	NMSU	UNM
Biggest lead	4 (1 st OT 1:04)	3 (1 st OT 4:36)
Best Scoring Run	4 (1 st OT 3:01)	4 (1 st OT 0:25)
Lead Changes	2	
Times Tied	2	
Time with Lead	02:13	01:35

Points from	NMSU	UNM
Turnovers	2	2
Paint	8	0
Second Chance	0	0
Fast Breaks	0	1
Bench	8	1

	Period by Period Scoring			
	1st	2nd	OT1	TOT
NMSU	27	41	10	78
UNM	31	37	8	76



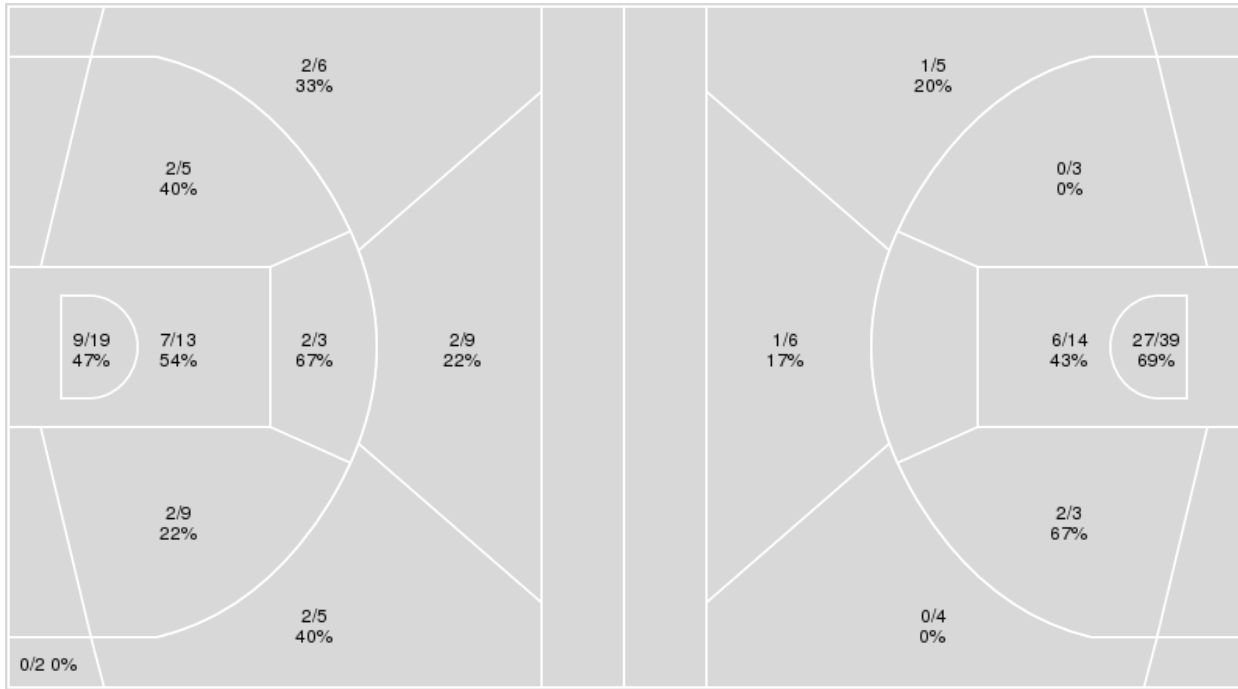
Officials: David Hall, Keith Kimble, Michael Irving

{ Players => 0, 1, 2, 3, 4, 5, 10, 13, 20, 21, 24, 30, 33, 34, 35; } FG
 Types => All; Results => All;

{ Players => 0, 1, 2, 3, 4, 5, 10, 11, 12, 13, 15, 20, 23, 25, 35, 42, 98,
 99; } FG Types => All; Results => All;

New Mexico

New Mexico St.



New Mexico	M/A	%
Field Goals	28/71	39
2 Points	22/49	45
3 Points	6/22	27
Free Throws	14/23	61

New Mexico St.	M/A	%
Field Goals	37/74	50
2 Points	35/59	59
3 Points	2/15	13
Free Throws	2/5	40



New Mexico St. at New Mexico

12/06/21 The Pit, Albuquerque
2021-22 Men's Basketball

Game Time: 7:00 PM
Game Duration: 2:08
Attendance: 13,019

Officials: David Hall, Keith Kimble, Michael Irving

New Mexico St.

No	Name	Mins		Score		Points Diff		Points per Min		Assists		Rebounds		Steals		Turnovers	
		On	Off	On	Off	On	Off	On	Off	On	Off	On	Off	On	Off	On	Off
0	Teddy Allen	42:57	02:03	77 - 71	1 - 5	6	-4	1.79	0.49	21	0	43	2	5	0	12	2
1	Marchelus Avery	03:37	41:23	1 - 7	77 - 69	-6	8	0.28	1.86	0	21	4	41	0	5	2	12
3	Nate Pryor	34:18	10:42	59 - 58	19 - 18	1	1	1.72	1.78	15	6	35	10	3	2	11	3
4	Mario McKinney Jr.	05:50	39:10	4 - 12	74 - 64	-8	10	0.69	1.89	1	20	6	39	1	4	3	11
10	SirJabari Rice	41:22	03:38	74 - 68	4 - 8	6	-4	1.79	1.10	21	0	42	3	4	1	13	1
13	Will McNair Jr.	20:07	24:53	22 - 33	56 - 43	-11	13	1.09	2.25	5	16	21	24	1	4	7	7
15	Mike Peake	20:11	24:49	46 - 36	32 - 40	10	-8	2.28	1.29	11	10	19	26	4	1	4	10
23	Levar Williams	13:06	31:54	28 - 20	50 - 56	8	-6	2.14	1.57	6	15	12	33	2	3	3	11
35	Johnny McCants	25:21	19:39	38 - 42	40 - 34	-4	6	1.50	2.04	14	7	24	21	3	2	10	4
42	Yuat Alok	18:11	26:49	41 - 33	37 - 43	8	-6	2.25	1.38	11	10	19	26	2	3	5	9

New Mexico

No	Name	Mins		Score		Points Diff		Points per Min		Assists		Rebounds		Steals		Turnovers	
		On	Off	On	Off	On	Off	On	Off	On	Off	On	Off	On	Off	On	Off
0	KJ Jenkins	21:49	23:11	43 - 37	33 - 41	6	-8	1.97	1.42	4	6	16	25	2	3	2	8
1	Saquan Singleton	22:27	22:33	39 - 42	37 - 36	-3	1	1.74	1.64	6	4	21	20	4	1	5	5
5	Jamal Mashburn, Jr.	42:18	02:42	72 - 72	4 - 6	0	-2	1.70	1.48	9	1	40	1	3	2	9	1
10	Jaelen House	38:20	06:40	62 - 69	14 - 9	-7	5	1.62	2.10	8	2	34	7	5	0	9	1
13	Javonté Johnson	39:28	05:32	68 - 69	8 - 9	-1	-1	1.72	1.45	9	1	38	3	3	2	9	1
21	Jay Allen-Tovar	23:25	21:35	46 - 39	30 - 39	7	-9	1.96	1.39	4	6	17	24	4	1	2	8
24	Taryn Todd	12:42	32:18	16 - 21	60 - 57	-5	3	1.26	1.86	3	7	13	28	1	4	5	5
35	Gethro Muscadin	24:31	20:29	34 - 41	42 - 37	-7	5	1.39	2.05	7	3	26	15	3	2	9	1

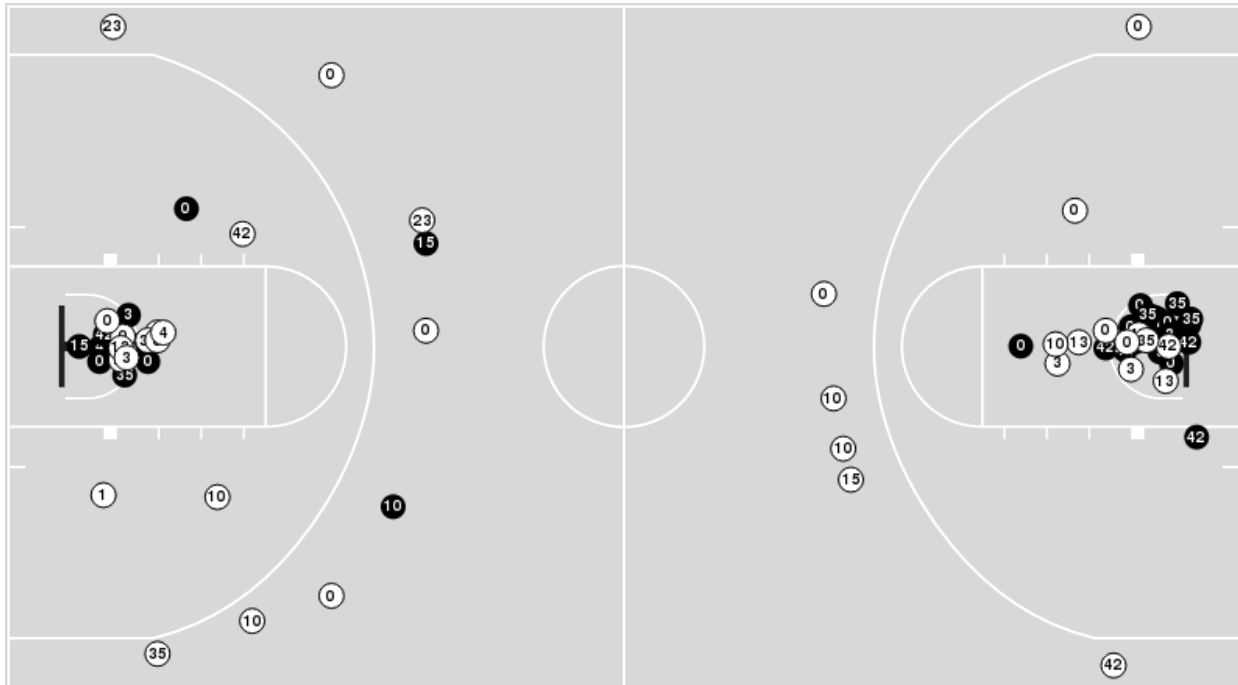


Officials: David Hall, Keith Kimble, Michael Irving

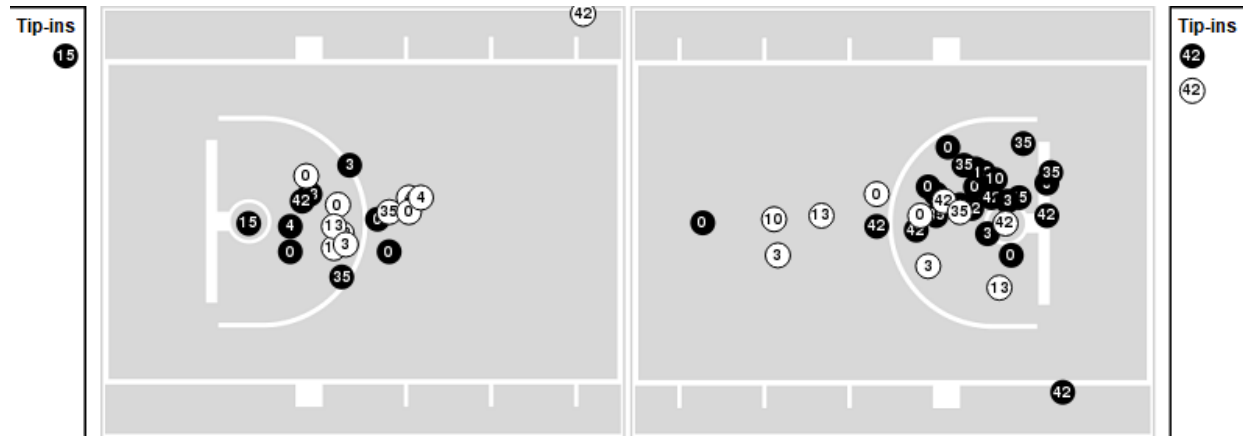
Players => 0, 1, 2, 3, 4, 5, 10, 11, 12, 13, 15, 20, 23, 25, 35, 42, 98, 99FG Types=>AllResults=>All

New Mexico St.

All Field Goals



Blow Up Chart



N Made **O** Missed N - Player Number

New Mexico St.	M/A	%
Field Goals	37/74	50
2 Points	35/59	59
3 Points	2/15	13
Free Throws	2/5	40

New Mexico St.	M/A	%
Points in the Paint	66 (33 / 53)	62
Fast Break Points	11 (6/7)	86
Second Chance Points	6 (3/7)	43
Effective FG%	51	

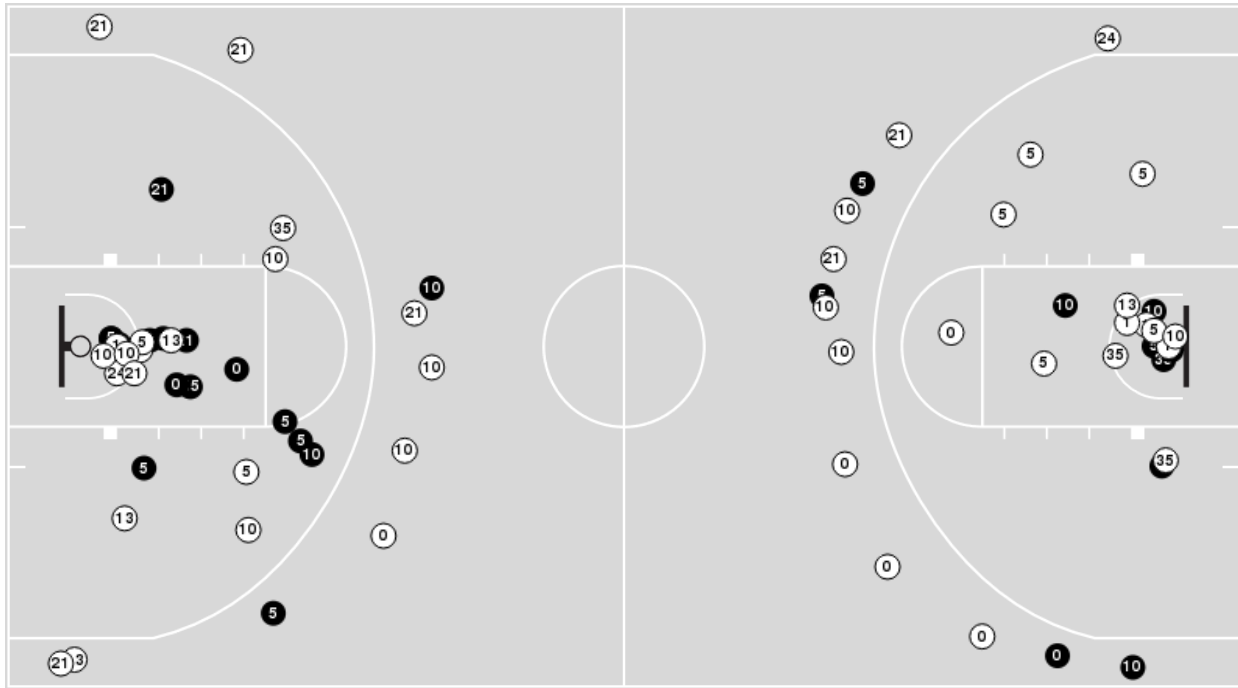


Officials: David Hall, Keith Kimble, Michael Irving

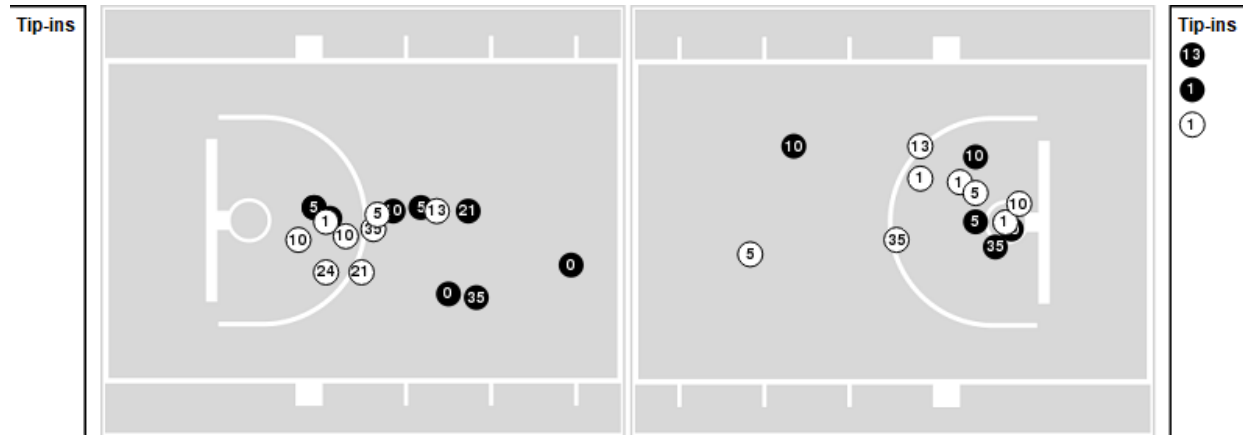
Players => 0, 1, 2, 3, 4, 5, 10, 13, 20, 21, 24, 30, 33, 34, 35 FG Types=>All Results=>All

New Mexico

All Field Goals



Blow Up Chart



● Made ○ Missed N - Player Number

New Mexico	M/A	%
Field Goals	28/71	39
2 Points	22/49	45
3 Points	6/22	27
Free Throws	14/23	61

New Mexico	M/A	%
Points in the Paint	32 (16 / 32)	50
Fast Break Points	14 (7/9)	78
Second Chance Points	8 (5/11)	45
Effective FG%	44	



New Mexico St. at New Mexico

12/06/21 The Pit, Albuquerque
2021-22 Men's Basketball

Game Time: 7:00 PM
Game Duration: 2:08
Attendance: 13,019

Officials: David Hall, Keith Kimble, Michael Irving

New Mexico St.

Lineup	Quarter On	Time On	Quarter Off	Time Off	Time on Court	Score	Score Diff	Reb	Stl	Tov	Ass	PPP
0- Allen T/ 4- McKinney Jr. M/ 10- Rice S/ 13- McNair Jr. W/ 35- McCants J/	1	20:00	1	15:53	04:07	4-5	-1	4	1	0	1	0.5714
0- Allen T/ 3- Pryor N/ 10- Rice S/ 13- McNair Jr. W/ 35- McCants J/	1	15:53	1	15:17	00:36	0-0	0	2	0	1	0	0.0000
0- Allen T/ 3- Pryor N/ 10- Rice S/ 13- McNair Jr. W/ 15- Peake M/	1	15:17	1	14:16	01:01	2-2	0	1	0	0	0	1.0000
0- Allen T/ 3- Pryor N/ 10- Rice S/ 15- Peake M/ 42- Alok Y/	1	14:16	1	13:08	01:08	2-0	2	3	0	0	0	1.0000
0- Allen T/ 4- McKinney Jr. M/ 10- Rice S/ 35- McCants J/ 42- Alok Y/	1	13:08	1	12:07	01:01	0-3	-3	1	0	2	0	0.0000
1- Avery M/ 4- McKinney Jr. M/ 10- Rice S/ 35- McCants J/ 42- Alok Y/	1	12:07	1	11:48	00:19	0-0	0	1	0	1	0	0.0000
1- Avery M/ 3- Pryor N/ 10- Rice S/ 13- McNair Jr. W/ 35- McCants J/	1	11:48	1	10:04	01:44	1-5	-4	1	0	1	0	0.3472
0- Allen T/ 1- Avery M/ 3- Pryor N/ 13- McNair Jr. W/ 35- McCants J/	1	10:04	1	09:53	00:11	0-2	-2	0	0	0	0	0.0000
0- Allen T/ 3- Pryor N/ 13- McNair Jr. W/ 23- Williams L/ 35- McCants J/	1	09:53	1	09:16	00:37	0-1	-1	1	0	1	0	0.0000
0- Allen T/ 3- Pryor N/ 15- Peake M/ 23- Williams L/ 35- McCants J/	1	09:16	1	07:49	01:27	4-5	-1	0	1	0	0	1.3333
0- Allen T/ 10- Rice S/ 15- Peake M/ 23- Williams L/ 35- McCants J/	1	07:49	1	06:19	01:30	5-0	5	2	1	0	2	1.4535
0- Allen T/ 10- Rice S/ 13- McNair Jr. W/ 23- Williams L/ 35- McCants J/	1	06:19	1	06:10	00:09	0-0	0	0	0	0	0	0.0000
0- Allen T/ 4- McKinney Jr. M/ 10- Rice S/ 13- McNair Jr. W/ 23- Williams L/	1	06:10	1	05:47	00:23	0-4	-4	0	0	0	0	0.0000
0- Allen T/ 3- Pryor N/ 10- Rice S/ 13- McNair Jr. W/ 23- Williams L/	1	05:47	1	01:23	04:24	9-4	5	5	0	2	1	1.1250
0- Allen T/ 1- Avery M/ 3- Pryor N/ 13- McNair Jr. W/ 23- Williams L/	1	01:23	2	20:00	01:23	0-0	0	2	0	0	0	0.0000
0- Allen T/ 3- Pryor N/ 10- Rice S/ 13- McNair Jr. W/ 35- McCants J/	2	20:00	2	17:01	02:59	4-5	-1	3	0	1	2	0.6667
0- Allen T/ 3- Pryor N/ 10- Rice S/ 15- Peake M/ 42- Alok Y/	2	17:01	2	11:47	05:14	14-10	4	6	2	1	3	1.4000
0- Allen T/ 3- Pryor N/ 10- Rice S/ 15- Peake M/ 35- McCants J/	2	11:47	2	11:01	00:46	2-1	1	1	0	2	1	0.6667
0- Allen T/ 3- Pryor N/ 10- Rice S/ 35- McCants J/ 42- Alok Y/	2	11:01	2	09:33	01:28	0-1	-1	2	0	0	0	0.0000
0- Allen T/ 10- Rice S/ 23- Williams L/ 35- McCants J/ 42- Alok Y/	2	09:33	2	09:13	00:20	2-1	1	0	0	0	1	2.0000
0- Allen T/ 10- Rice S/ 15- Peake M/ 23- Williams L/ 42- Alok Y/	2	09:13	2	06:20	02:53	8-5	3	2	0	0	2	1.4706
0- Allen T/ 3- Pryor N/ 10- Rice S/ 15- Peake M/ 42- Alok Y/	2	06:20	2	05:40	00:40	3-4	-1	0	0	0	0	2.0833
0- Allen T/ 3- Pryor N/ 10- Rice S/ 13- McNair Jr. W/ 15- Peake M/	2	05:40	2	03:07	02:33	2-5	-3	2	0	1	1	0.5000
0- Allen T/ 3- Pryor N/ 10- Rice S/ 15- Peake M/ 35- McCants J/	2	03:07	2	00:12	02:55	4-4	0	1	0	0	2	1.0000
0- Allen T/ 3- Pryor N/ 10- Rice S/ 35- McCants J/ 42- Alok Y/	2	00:12	2	00:03	00:08	2-1	1	0	0	0	1	2.0000
0- Allen T/ 3- Pryor N/ 10- Rice S/ 15- Peake M/ 35- McCants J/	2	00:03	OT1	05:00	00:04	0-0	0	1	0	0	0	0.0000
0- Allen T/ 3- Pryor N/ 10- Rice S/ 35- McCants J/ 42- Alok Y/	OT1	05:00	OT1	00:00	05:00	10-8	2	4	0	1	4	1.2500



New Mexico St. at New Mexico

12/06/21 The Pit, Albuquerque
2021-22 Men's Basketball

Game Time: 7:00 PM
Game Duration: 2:08
Attendance: 13,019

Officials: David Hall, Keith Kimble, Michael Irving

New Mexico

Lineup	Quarter On	Time On	Quarter Off	Time Off	Time on Court	Score	Score Diff	Reb	Stl	Tov	Ass	PPP
5- Mashburn, Jr. J/ 10- House J/ 13- Johnson J/ 24- Todd T/ 35- Muscadin G/	1	20:00	1	15:53	04:07	5-4	1	5	0	2	1	0.7143
5- Mashburn, Jr. J/ 10- House J/ 13- Johnson J/ 21- Allen-Tovar J/ 24- Todd T/	1	15:53	1	14:16	01:37	2-2	0	1	1	0	0	0.6667
5- Mashburn, Jr. J/ 10- House J/ 13- Johnson J/ 21- Allen-Tovar J/ 35- Muscadin G/	1	14:16	1	14:10	00:06	0-0	0	0	0	0	0	0.0000
5- Mashburn, Jr. J/ 13- Johnson J/ 21- Allen-Tovar J/ 24- Todd T/ 35- Muscadin G/	1	14:10	1	13:34	00:36	0-0	0	1	0	0	0	0.0000
5- Mashburn, Jr. J/ 10- House J/ 21- Allen-Tovar J/ 24- Todd T/ 35- Muscadin G/	1	13:34	1	13:34	00:00	0-0	0	0	0	0	0	0.0000
0- Jenkins K/ 1- Singleton S/ 10- House J/ 21- Allen-Tovar J/ 35- Muscadin G/	1	13:34	1	11:48	01:46	3-2	1	1	2	1	1	0.7500
0- Jenkins K/ 1- Singleton S/ 5- Mashburn, Jr. J/ 21- Allen-Tovar J/ 35- Muscadin G/	1	11:48	1	11:29	00:19	0-0	0	0	0	0	0	0.0000
0- Jenkins K/ 1- Singleton S/ 5- Mashburn, Jr. J/ 13- Johnson J/ 35- Muscadin G/	1	11:29	1	10:04	01:25	5-1	4	2	0	0	1	2.5000
1- Singleton S/ 5- Mashburn, Jr. J/ 10- House J/ 13- Johnson J/ 35- Muscadin G/	1	10:04	1	07:49	02:15	8-4	4	4	1	1	2	1.4706
5- Mashburn, Jr. J/ 10- House J/ 13- Johnson J/ 24- Todd T/ 35- Muscadin G/	1	07:49	1	06:19	01:30	0-5	-5	2	0	1	0	0.0000
5- Mashburn, Jr. J/ 10- House J/ 21- Allen-Tovar J/ 24- Todd T/ 35- Muscadin G/	1	06:19	1	06:10	00:09	1-0	1	0	0	0	0	2.2727
5- Mashburn, Jr. J/ 10- House J/ 13- Johnson J/ 21- Allen-Tovar J/ 24- Todd T/	1	06:10	1	05:47	00:23	3-0	3	1	0	0	0	2.0833
0- Jenkins K/ 5- Mashburn, Jr. J/ 10- House J/ 13- Johnson J/ 21- Allen-Tovar J/	1	05:47	1	04:37	01:10	0-2	-2	0	0	0	0	0.0000
0- Jenkins K/ 1- Singleton S/ 5- Mashburn, Jr. J/ 10- House J/ 21- Allen-Tovar J/	1	04:37	1	02:49	01:48	4-4	0	1	0	0	0	1.3333
0- Jenkins K/ 1- Singleton S/ 5- Mashburn, Jr. J/ 10- House J/ 35- Muscadin G/	1	02:49	1	01:23	01:26	0-3	-3	1	0	0	0	0.0000
0- Jenkins K/ 5- Mashburn, Jr. J/ 10- House J/ 13- Johnson J/ 35- Muscadin G/	1	01:23	1	01:04	00:19	0-0	0	1	0	0	0	0.0000
1- Singleton S/ 5- Mashburn, Jr. J/ 10- House J/ 13- Johnson J/ 35- Muscadin G/	1	01:04	2	20:00	01:04	0-0	0	2	0	0	0	0.0000
5- Mashburn, Jr. J/ 10- House J/ 13- Johnson J/ 24- Todd T/ 35- Muscadin G/	2	20:00	2	15:40	04:20	5-10	-5	3	0	2	2	0.6250
1- Singleton S/ 5- Mashburn, Jr. J/ 10- House J/ 13- Johnson J/ 21- Allen-Tovar J/	2	15:40	2	13:57	01:43	2-4	-2	0	1	1	1	0.5000
0- Jenkins K/ 1- Singleton S/ 5- Mashburn, Jr. J/ 13- Johnson J/ 21- Allen-Tovar J/	2	13:57	2	11:47	02:10	8-4	4	2	0	0	1	1.8018
1- Singleton S/ 5- Mashburn, Jr. J/ 10- House J/ 13- Johnson J/ 21- Allen-Tovar J/	2	11:47	2	11:01	00:46	1-2	-1	1	0	0	0	0.6944
1- Singleton S/ 5- Mashburn, Jr. J/ 10- House J/ 13- Johnson J/ 35- Muscadin G/	2	11:01	2	08:21	02:40	2-4	-2	3	0	1	0	0.4762
0- Jenkins K/ 1- Singleton S/ 10- House J/ 13- Johnson J/ 35- Muscadin G/	2	08:21	2	08:05	00:16	1-2	-1	0	0	0	0	2.2727
0- Jenkins K/ 1- Singleton S/ 10- House J/ 13- Johnson J/ 21- Allen-Tovar J/	2	08:05	2	07:25	00:40	0-2	-2	0	0	0	0	0.0000
0- Jenkins K/ 5- Mashburn, Jr. J/ 10- House J/ 13- Johnson J/ 21- Allen-Tovar J/	2	07:25	2	00:12	07:13	17-11	6	6	0	0	1	1.4605
1- Singleton S/ 5- Mashburn, Jr. J/ 10- House J/ 13- Johnson J/ 21- Allen-Tovar J/	2	00:12	2	00:03	00:08	1-2	-1	0	0	0	0	2.2727
0- Jenkins K/ 1- Singleton S/ 5- Mashburn, Jr. J/ 10- House J/ 21- Allen-Tovar J/	2	00:03	OT1	05:00	00:04	0-0	0	0	0	0	0	0.0000
1- Singleton S/ 5- Mashburn, Jr. J/ 10- House J/ 13- Johnson J/ 21- Allen-Tovar J/	OT1	05:00	OT1	03:32	01:28	3-2	1	2	0	0	0	1.5000
0- Jenkins K/ 1- Singleton S/ 5- Mashburn, Jr. J/ 13- Johnson J/ 21- Allen-Tovar J/	OT1	03:32	OT1	02:13	01:19	1-2	-1	1	0	0	0	0.4098
0- Jenkins K/ 1- Singleton S/ 5- Mashburn, Jr. J/ 13- Johnson J/ 35- Muscadin G/	OT1	02:13	OT1	01:22	00:51	0-2	-2	1	0	1	0	0.0000
0- Jenkins K/ 5- Mashburn, Jr. J/ 10- House J/ 13- Johnson J/ 35- Muscadin G/	OT1	01:22	OT1	00:18	01:03	4-2	2	0	0	0	0	2.0000



New Mexico St. at New Mexico

12/06/21 The Pit, Albuquerque
2021-22 Men's Basketball

Game Time: 7:00 PM

Game Duration: 2:08

Attendance: 13,019

Officials: David Hall, Keith Kimble, Michael Irving

New Mexico

Lineup	Quarter On	Time On	Quarter Off	Time Off	Time on Court	Score	Score Diff	Reb	Stl	Tov	Ass	PPP
1- Singleton S/ 5- Mashburn, Jr. J/ 10- House J/ 13- Johnson J/ 35- Muscadin G/	OT1	00:18	OT1	00:00	00:19	0-2	-2	0	0	0	0	0.0000



New Mexico St. at New Mexico

12/06/21 The Pit, Albuquerque
2021-22 Men's Basketball

Game Time: 7:00 PM

Game Duration: 2:08

Attendance: 13,019

Officials: David Hall, Keith Kimble, Michael Irving

New Mexico St.

Lineup	Time	Score	Score Diff	Pts/Min	Reb	Stl	Tov	Ass	PPP
0- Allen T/3- Pryor N/ 10- Rice S/ 15- Peake M/ 42- Alok Y/	07:02	19-14	5	2.7014	9	2	1	3	1.4137
0- Allen T/3- Pryor N/ 10- Rice S/ 35- McCants J/ 42- Alok Y/	06:36	12-10	2	1.8182	6	0	1	5	1.0909
0- Allen T/3- Pryor N/ 10- Rice S/ 13- McNair Jr. W/ 23- Williams L/	04:24	9-4	5	2.0455	5	0	2	1	1.1250
0- Allen T/4- McKinney Jr. M/ 10- Rice S/ 13- McNair Jr. W/ 35- McCants J/	04:07	4-5	-1	0.9717	4	1	0	1	0.5714
0- Allen T/3- Pryor N/ 10- Rice S/ 15- Peake M/ 35- McCants J/	03:45	6-5	1	1.6000	3	0	2	3	0.8571
0- Allen T/3- Pryor N/ 10- Rice S/ 13- McNair Jr. W/ 35- McCants J/	03:35	4-5	-1	1.1163	5	0	2	2	0.5714
0- Allen T/3- Pryor N/ 10- Rice S/ 13- McNair Jr. W/ 15- Peake M/	03:34	4-7	-3	1.1215	3	0	1	1	0.6667
0- Allen T/10- Rice S/ 15- Peake M/ 23- Williams L/ 42- Alok Y/	02:53	8-5	3	2.7746	2	0	0	2	1.4706
1- Avery M/3- Pryor N/ 10- Rice S/ 13- McNair Jr. W/ 35- McCants J/	01:44	1-5	-4	0.5769	1	0	1	0	0.3472
0- Allen T/10- Rice S/ 15- Peake M/ 23- Williams L/ 35- McCants J/	01:30	5-0	5	3.3333	2	1	0	2	1.4535
0- Allen T/3- Pryor N/ 15- Peake M/ 23- Williams L/ 35- McCants J/	01:27	4-5	-1	2.7586	0	1	0	0	1.3333
0- Allen T/1- Avery M/3- Pryor N/ 13- McNair Jr. W/ 23- Williams L/	01:23	0-0	0	0.0000	2	0	0	0	0.0000
0- Allen T/4- McKinney Jr. M/ 10- Rice S/ 35- McCants J/ 42- Alok Y/	01:01	0-3	-3	0.0000	1	0	2	0	0.0000
0- Allen T/3- Pryor N/ 13- McNair Jr. W/ 23- Williams L/ 35- McCants J/	00:37	0-1	-1	0.0000	1	0	1	0	0.0000
0- Allen T/4- McKinney Jr. M/ 10- Rice S/ 13- McNair Jr. W/ 23- Williams L/	00:23	0-4	-4	0.0000	0	0	0	0	0.0000
0- Allen T/10- Rice S/ 23- Williams L/ 35- McCants J/ 42- Alok Y/	00:20	2-1	1	6.0000	0	0	0	1	2.0000
1- Avery M/4- McKinney Jr. M/ 10- Rice S/ 35- McCants J/ 42- Alok Y/	00:19	0-0	0	0.0000	1	0	1	0	0.0000
0- Allen T/1- Avery M/3- Pryor N/ 13- McNair Jr. W/ 35- McCants J/	00:11	0-2	-2	0.0000	0	0	0	0	0.0000
0- Allen T/10- Rice S/ 13- McNair Jr. W/ 23- Williams L/ 35- McCants J/	00:09	0-0	0	0.0000	0	0	0	0	0.0000



Official Basketball Line Up Analysis - Final
New Mexico St. at New Mexico
 12/06/21 The Pit, Albuquerque
 2021-22 Men's Basketball

Game Time: 7:00 PM
Game Duration: 2:08
Attendance: 13,019

Officials: David Hall, Keith Kimble, Michael Irving

New Mexico

Lineup	Time	Score	Score Diff	Pts/Min	Reb	Stl	Tov	Ass	PPP
5- Mashburn, Jr. J/ 10- House J/ 13- Johnson J/ 24- Todd T/ 35- Muscadin G/	09:57	10-19	-9	1.0050	10	0	5	3	0.5924
0- Jenkins K/ 5- Mashburn, Jr. J/ 10- House J/ 13- Johnson J/ 21- Allen-Tovar J/	08:23	17-13	4	2.0278	6	0	0	1	1.3449
1- Singleton S/ 5- Mashburn, Jr. J/ 10- House J/ 13- Johnson J/ 35- Muscadin G/	06:18	10-10	0	1.5873	9	1	2	2	0.9025
1- Singleton S/ 5- Mashburn, Jr. J/ 10- House J/ 13- Johnson J/ 21- Allen-Tovar J/	04:05	7-10	-3	1.7143	3	1	1	1	0.8883
0- Jenkins K/ 1- Singleton S/ 5- Mashburn, Jr. J/ 13- Johnson J/ 21- Allen-Tovar J/	03:29	9-6	3	2.5837	3	0	0	1	1.3081
0- Jenkins K/ 1- Singleton S/ 5- Mashburn, Jr. J/ 13- Johnson J/ 35- Muscadin G/	02:16	5-3	2	2.2059	3	0	1	1	1.4535
5- Mashburn, Jr. J/ 10- House J/ 13- Johnson J/ 21- Allen-Tovar J/ 24- Todd T/	02:00	5-2	3	2.5000	2	1	0	0	1.1261
0- Jenkins K/ 1- Singleton S/ 5- Mashburn, Jr. J/ 10- House J/ 21- Allen-Tovar J/	01:52	4-4	0	2.1429	1	0	0	0	1.0000
0- Jenkins K/ 1- Singleton S/ 10- House J/ 21- Allen-Tovar J/ 35- Muscadin G/	01:46	3-2	1	1.6981	1	2	1	1	0.7500
0- Jenkins K/ 1- Singleton S/ 5- Mashburn, Jr. J/ 10- House J/ 35- Muscadin G/	01:26	0-3	-3	0.0000	1	0	0	0	0.0000
0- Jenkins K/ 5- Mashburn, Jr. J/ 10- House J/ 13- Johnson J/ 35- Muscadin G/	01:22	4-2	2	2.9268	1	0	0	0	2.0000
0- Jenkins K/ 1- Singleton S/ 10- House J/ 13- Johnson J/ 21- Allen-Tovar J/	00:40	0-2	-2	0.0000	0	0	0	0	0.0000
5- Mashburn, Jr. J/ 13- Johnson J/ 21- Allen-Tovar J/ 24- Todd T/ 35- Muscadin G/	00:36	0-0	0	0.0000	1	0	0	0	0.0000
0- Jenkins K/ 1- Singleton S/ 5- Mashburn, Jr. J/ 21- Allen-Tovar J/ 35- Muscadin G/	00:19	0-0	0	0.0000	0	0	0	0	0.0000
0- Jenkins K/ 1- Singleton S/ 10- House J/ 13- Johnson J/ 35- Muscadin G/	00:16	1-2	-1	3.7500	0	0	0	0	2.2727
5- Mashburn, Jr. J/ 10- House J/ 21- Allen-Tovar J/ 24- Todd T/ 35- Muscadin G/	00:09	1-0	1	6.6667	0	0	0	0	2.2727
5- Mashburn, Jr. J/ 10- House J/ 13- Johnson J/ 21- Allen-Tovar J/ 35- Muscadin G/	00:06	0-0	0	0.0000	0	0	0	0	0.0000