



Official Basketball Box Score - Final
New Mexico at New Mexico St.
 11/30/21 Pan American Center, Las Cruces
 NM State vs. New Mexico

Game Time: 7:00 PM
 Game Duration: 3:04

Officials: Michael Greenstein, Chris Rastatter, Mike Scyphers

New Mexico - 101

Record: 5-3

NO.	Name	F	Min	FG	3P	FT	Rebounds			Fouls		TP	AS	TO	ST	Blocks		+/-
				M-A	M-A	M-A	OR	DR	TOT	PF	FD					BS	BA	
35	Gethro Muscadin	F	15:33	4-6	0-0	0-1	2	3	5	4	1	8	0	3	0	1	0	3
5	Jamal Mashburn, Jr.	G	27:59	6-13	2-4	5-6	0	1	1	2	4	19	3	1	0	0	2	0
10	Jaelen House	G	35:57	9-19	3-6	10-11	0	4	4	3	7	31	5	1	0	0	0	12
13	Javonté Johnson	G	36:33	2-6	2-3	6-6	2	3	5	3	4	12	2	0	1	0	1	6
24	Taryn Todd	G	17:22	0-3	0-1	8-10	2	2	4	3	3	8	3	0	2	0	1	3
1	Saquan Singleton		12:14	1-2	0-1	0-0	1	1	2	1	2	2	1	0	0	1	0	-5
4	Emmanuel Kuac		23:19	2-2	0-0	2-4	0	3	3	3	3	6	0	2	0	2	0	10
21	Jay Allen-Tovar		31:03	5-11	1-5	4-4	2	9	11	3	3	15	1	2	1	0	0	6
Team							1	3	4			0		0				
Totals				29-62	8-20	35-42	10	29	39	22	27	101	15	9	4	4	4	7

Shooting By Period		
1 st FG%	15-35	42.9%
3PT%	3-12	25.0%
FT%	16-19	84.2%
2 nd FG%	14-27	51.9%
3PT%	5-8	62.5%
FT%	19-23	82.6%
GM FG%	29-62	46.8%
3PT%	8-20	40.0%
FT%	35-42	83.3%

Dead Ball Rebounds: 3, 0

Technical Fouls: Muscadin 1st5:53 Kuac 2nd14:58

New Mexico St. - 94

Record: 5-2

NO.	Name	F	Min	FG	3P	FT	Rebounds			Fouls		TP	AS	TO	ST	Blocks		+/-
				M-A	M-A	M-A	OR	DR	TOT	PF	FD					BS	BA	
2	Donnie Tillman	F	27:24	1-3	0-0	1-4	1	1	2	5	4	3	0	2	0	0	0	-2
13	Will McNair Jr.	F	34:59	6-10	0-1	2-4	1	7	8	2	4	14	0	0	0	3	1	-5
35	Johnny McCants	F	12:44	2-2	0-0	0-0	0	2	2	5	0	4	0	0	0	0	0	5
0	Teddy Allen	G	38:24	8-16	3-9	12-12	2	7	9	4	4	31	1	5	0	1	1	-11
10	Sir'Jabari Rice	G	38:06	5-18	2-11	9-11	1	3	4	4	6	21	8	2	2	0	2	-6
4	Mario McKinney Jr.		04:27	1-3	0-2	0-0	0	0	0	2	0	2	0	0	0	0	0	-5
42	Yuat Alok		05:01	0-1	0-1	0-0	0	2	2	0	0	0	0	0	0	0	0	-2
15	Mike Peake		08:30	1-2	1-2	0-0	0	0	0	3	1	3	0	0	0	0	0	0
1	Marchelus Avery		14:48	3-4	1-2	1-2	1	1	2	3	1	8	0	0	0	0	0	-8
23	Levar Williams		13:43	2-3	2-3	2-2	0	1	1	1	1	8	1	0	0	0	0	0
3	Nate Pryor		01:54	0-0	0-0	0-0	0	1	1	0	0	0	0	0	0	0	0	-1
Team							2	2	4			0		0				
Totals				29-62	9-31	27-35	8	27	35	29	21	94	10	9	2	4	4	-7

Shooting By Period		
1 st FG%	13-29	44.8%
3PT%	6-17	35.3%
FT%	10-12	83.3%
2 nd FG%	16-33	48.5%
3PT%	3-14	21.4%
FT%	17-23	73.9%
GM FG%	29-62	46.8%
3PT%	9-31	29.0%
FT%	27-35	77.1%

Dead Ball Rebounds: 4, 0

Technical Fouls: McCants 1st12:31 Peake 1st6:38

	UNM	NMSU
Biggest lead	11 (2 nd 1:36)	4 (1 st 13:29)
Best Scoring Run	10 (1 st 9:10)	8 (1 st 7:11)
Lead Changes	9	
Times Tied	6	
Time with Lead	30:15	07:43

	UNM	NMSU
Points from		
Turnovers	13	15
Paint	28	36
Second Chance	13	8
Fast Breaks	25	4
Bench	23	21

	Period by Period Scoring		
	1st	2nd	TOT
UNM	49	52	101
NMSU	42	52	94



Period 1

Quarter Starters:

NMSU	0 Allen T	2 Tillman D	10 Rice S	13 McNair Jr. W	35 McCants J
UNM	5 Mashburn, Jr. J	10 House J	13 Johnson J	24 Todd T	35 Muscadin G

Game Time	NMSU	Score	Diff	UNM
20:00	13 MCNAIR JR. W jumpball won			35 MUSCADIN G jumpball lost
19:32	13 MCNAIR JR. W 2pt FG in the paint, hook shot made (2)	2-0	2	
19:12		2-2	0	5 MASHBURN, JR. J 2pt FG outside the paint, pull up jump shot made (2)
18:54	10 RICE S 2pt FG in the paint, layup made (2)	4-2	2	
18:54	0 ALLEN T assist (1)			
18:32		4-4	0	10 HOUSE J 2pt FG outside the paint, pull up jump shot made (2)
18:14	2 TILLMAN D foul drawn (1)			24 TODD T foul personal (1 - 1)
18:12	0 ALLEN T 2pt FG in the paint, layup made (2)	6-4	2	
18:12	10 RICE S assist (1)			
17:55		6-7	-1	10 HOUSE J 3pt FG , jump shot made (5)
17:30	13 MCNAIR JR. W 2pt FG in the paint, jump shot made (4)	8-7	1	
17:30	10 RICE S assist (2)			
17:17				5 MASHBURN, JR. J 2pt FG outside the paint, pull up jump shot missed
17:12	0 ALLEN T defensive rebound (1)			
17:05	2 TILLMAN D 2pt FG in the paint, layup missed			
17:01				24 TODD T defensive rebound (1)
16:56				10 HOUSE J 3pt FG , jump shot missed
16:53	defensive rebound (2)			
16:53				13 JOHNSON J substitution out
16:53				1 SINGLETON S substitution in
16:40	13 MCNAIR JR. W foul drawn (1)			35 MUSCADIN G foul shooting (1 - 2)
16:40	13 MCNAIR JR. W free throw 1 - 2 made (5)	9-7	2	
16:40				24 TODD T substitution out
16:40				21 ALLEN-TOVAR J substitution in
16:40				35 MUSCADIN G substitution out
16:40				4 KUAC E substitution in
16:40	13 MCNAIR JR. W free throw 2 - 2 missed			
16:39				4 KUAC E defensive rebound (1)
16:28	35 MCCANTS J foul personal (1 - 1)			1 SINGLETON S foul drawn (1)
16:28	13 MCNAIR JR. W substitution out			
16:28	42 ALOK Y substitution in			
16:28	35 MCCANTS J substitution out			
16:28	4 MCKINNEY JR. M substitution in			
16:20				21 ALLEN-TOVAR J 3pt FG , jump shot missed
16:15	42 ALOK Y defensive rebound (1)			
15:59	10 RICE S 3pt FG , jump shot missed			
15:56				21 ALLEN-TOVAR J defensive rebound (1)
15:49				21 ALLEN-TOVAR J 2pt FG in the paint, pull up jump shot missed
15:46	42 ALOK Y defensive rebound (2)			
15:20	4 MCKINNEY JR. M 3pt FG , jump shot missed			



New Mexico at New Mexico St.

11/30/21 Pan American Center, Las Cruces
 NM State vs. New Mexico

Officials: Michael Greenstein, Chris Rastatter, Mike Scyphers

Game Time	NMSU	Score	Diff	UNM
15:17	2 TILLMAN D offensive rebound (1)			
15:17	2 TILLMAN D foul drawn (2)			5 MASHBURN, JR. J foul shooting (1 - 3)
15:17	2 TILLMAN D free throw 1 - 2 missed			
15:17	offensive dead ball rebound (1)			
15:17	2 TILLMAN D free throw 2 - 2 made (1)	10-7	3	
15:17	Timeout media			
15:17	42 ALOK Y substitution out			
15:17	13 MCNAIR JR. W substitution in			
15:03				10 HOUSE J 2pt FG in the paint, layup missed
15:00				1 SINGLETON S offensive rebound (1)
14:59		10-9	1	1 SINGLETON S 2pt FG second chance in the paint, layup made (2)
14:33	10 RICE S 2pt FG outside the paint, floating jump shot missed			
14:29				5 MASHBURN, JR. J defensive rebound (1)
14:25				5 MASHBURN, JR. J 2pt FG outside the paint, pull up jump shot missed
14:22	10 RICE S defensive rebound (1)			
14:17	0 ALLEN T 2pt FG in the paint, driving layup made (4)	12-9	3	
14:00	2 TILLMAN D foul shooting (1 - 2)			5 MASHBURN, JR. J foul drawn (1)
14:00		12-10	2	5 MASHBURN, JR. J free throw 1 - 2 made (3)
14:00	2 TILLMAN D substitution out			
14:00	4 MCKINNEY JR. M substitution out			
14:00	15 PEAKE M substitution in			
14:00	35 MCCANTS J substitution in			
14:00		12-11	1	5 MASHBURN, JR. J free throw 2 - 2 made (4)
13:43	15 PEAKE M foul drawn (1)			5 MASHBURN, JR. J foul personal (2 - 4)
13:43				5 MASHBURN, JR. J substitution out
13:43				13 JOHNSON J substitution in
13:29	0 ALLEN T 3pt FG , pull up jump shot made (7)	15-11	4	
13:12				10 HOUSE J 2pt FG in the paint, pull up jump shot missed
13:09	0 ALLEN T defensive rebound (2)			
12:57	0 ALLEN T 3pt FG , jump shot missed			
12:55				1 SINGLETON S defensive rebound (2)
12:51				13 JOHNSON J 3pt FG , pull up jump shot missed
12:47	13 MCNAIR JR. W defensive rebound (1)			
12:37	10 RICE S turnover bad pass (1)			13 JOHNSON J steal (1)
12:31		15-13	2	4 KUAC E 2pt FG fast break from turnover in the paint, dunk, made (2)
12:31				13 JOHNSON J assist (1)
12:31	35 MCCANTS J foul shooting (2 - 3)			4 KUAC E foul drawn (1)
12:31	35 MCCANTS J foul class A technical (3 - 4)			
12:31				10 HOUSE J substitution out
12:31				24 TODD T substitution in
12:31		15-14	1	24 TODD T free throw 1 - 2 made (1)
12:31		15-15	0	24 TODD T free throw 2 - 2 made (2)
12:31	35 MCCANTS J substitution out			
12:31	2 TILLMAN D substitution in			
12:31				4 KUAC E free throw 1 - 1 missed
12:30	defensive rebound (9)			
12:10	15 PEAKE M 3pt FG , jump shot missed			



New Mexico at New Mexico St.

11/30/21 Pan American Center, Las Cruces
 NM State vs. New Mexico

Officials: Michael Greenstein, Chris Rastatter, Mike Scyphers

Game Time	NMSU	Score	Diff	UNM
12:07				24 TODD T defensive rebound (2)
11:47				1 SINGLETON S 3pt FG , jump shot missed
11:43	0 ALLEN T defensive rebound (3)			
11:37	0 ALLEN T 3pt FG , jump shot made (10)	18-15	3	
11:16	13 MCNAIR JR. W foul shooting (1 - 5)			13 JOHNSON J foul drawn (1)
11:16	Timeout media			
11:16	15 PEAKE M substitution out			
11:16	1 AVERY M substitution in			
11:16		18-16	2	13 JOHNSON J free throw 1 - 2 made (1)
11:16		18-17	1	13 JOHNSON J free throw 2 - 2 made (2)
10:58	0 ALLEN T 3pt FG , jump shot missed			
10:55				21 ALLEN-TOVAR J defensive rebound (2)
10:48				21 ALLEN-TOVAR J 3pt FG , jump shot missed
10:44	10 RICE S defensive rebound (2)			
10:37	13 MCNAIR JR. W 2pt FG in the paint, floating jump shot missed			
10:37				defensive rebound (9)
10:37				4 KUAC E substitution out
10:37				35 MUSCADIN G substitution in
10:37				1 SINGLETON S substitution out
10:37				10 HOUSE J substitution in
10:21		18-18	0	10 HOUSE J free throw 1 - 1 made (6)
10:19		18-20	-2	10 HOUSE J 2pt FG in the paint, layup made (8)
10:19	1 AVERY M foul shooting (1 - 6)			10 HOUSE J foul drawn (1)
09:57	2 TILLMAN D turnover travel (1)			
09:47				24 TODD T 2pt FG from turnover in the paint, jump shot blocked
09:47	13 MCNAIR JR. W block (1)			
09:40				24 TODD T offensive rebound (3)
09:32		18-22	-4	35 MUSCADIN G 2pt FG from turnover second chance outside the paint, jump shot made (2)
09:32				24 TODD T assist (1)
09:25	0 ALLEN T foul offensive (1 - 7)			13 JOHNSON J foul drawn (2)
09:25	0 ALLEN T turnover offensive (1)			
09:10		18-25	-7	10 HOUSE J 3pt FG from turnover, pull up jump shot made (11)
09:10	Timeout 30 Sec			
09:03	2 TILLMAN D foul drawn (3)			21 ALLEN-TOVAR J foul personal (1 - 5)
08:57	10 RICE S 3pt FG , jump shot missed			
08:53	offensive rebound (12)			
08:41	13 MCNAIR JR. W 2pt FG second chance in the paint, hook shot made (7)	20-25	-5	
08:26				10 HOUSE J 3pt FG , pull up jump shot missed
08:22	0 ALLEN T defensive rebound (4)			
08:17	0 ALLEN T turnover bad pass (2)			24 TODD T steal (1)
08:14	0 ALLEN T substitution out			
08:14	23 WILLIAMS L substitution in			
08:12				24 TODD T 3pt FG from turnover, jump shot missed
08:08				13 JOHNSON J offensive rebound (1)
08:06				13 JOHNSON J 2pt FG from turnover second chance in the paint, layup missed
08:02	23 WILLIAMS L defensive rebound (1)			
07:59	23 WILLIAMS L 3pt FG , jump shot made (3)	23-25	-2	



Game Time	NMSU	Score	Diff	UNM
07:36				24 TODD T 2pt FG in the paint, turnaround jump shot missed
07:34				35 MUSCADIN G offensive rebound (1)
07:34	2 TILLMAN D foul personal (2 - 8)			35 MUSCADIN G foul drawn (1)
07:34	Timeout media			
07:34	2 TILLMAN D substitution out			
07:34	15 PEAKE M substitution in			
07:34				35 MUSCADIN G 1&1 free throw 1 missed
07:32	13 MCNAIR JR. W defensive rebound (2)			
07:11	23 WILLIAMS L 3pt FG , jump shot made (6)	26-25	1	
07:11	10 RICE S assist (3)			
06:57		26-28	-2	21 ALLEN-TOVAR J 3pt FG , jump shot made (3)
06:57				24 TODD T assist (2)
06:40	15 PEAKE M 3pt FG , jump shot made (3)	29-28	1	
06:40	23 WILLIAMS L assist (1)			
06:38	15 PEAKE M foul class A technical (1 - 9)			
06:38		29-29	0	24 TODD T free throw fast break 1 - 2 made (3)
06:38		29-30	-1	24 TODD T free throw fast break 2 - 2 made (4)
06:38	1 AVERY M substitution out			
06:38	10 RICE S substitution out			
06:38	0 ALLEN T substitution in			
06:38	3 PRYOR N substitution in			
06:27				21 ALLEN-TOVAR J 3pt FG , jump shot missed
06:23				24 TODD T offensive rebound (4)
06:20				35 MUSCADIN G 2pt FG second chance outside the paint, jump shot missed
06:16				21 ALLEN-TOVAR J offensive rebound (3)
06:15				21 ALLEN-TOVAR J 2pt FG second chance in the paint, jump shot missed
06:12	3 PRYOR N defensive rebound (1)			
06:07	0 ALLEN T 2pt FG outside the paint, jump shot missed			
06:04	13 MCNAIR JR. W offensive rebound (3)			
06:00	23 WILLIAMS L 3pt FG second chance, jump shot missed			
05:56				21 ALLEN-TOVAR J defensive rebound (4)
05:53				35 MUSCADIN G foul class A technical (2 - 6)
05:53				35 MUSCADIN G turnover offensive (1)
05:53	0 ALLEN T free throw 1 - 2 made (11)	30-30	0	
05:53				35 MUSCADIN G substitution out
05:53				4 KUAC E substitution in
05:53	0 ALLEN T free throw 2 - 2 made (12)	31-30	1	
05:40		31-32	-1	10 HOUSE J 2pt FG in the paint, driving layup made (13)
05:21	13 MCNAIR JR. W 2pt FG outside the paint, jump shot missed			
05:18				10 HOUSE J defensive rebound (1)
05:09		31-34	-3	21 ALLEN-TOVAR J 2pt FG in the paint, dunk, made (5)
05:09				10 HOUSE J assist (1)
04:44	0 ALLEN T foul drawn (1)			4 KUAC E foul shooting (1 - 7)
04:44	0 ALLEN T free throw 1 - 2 made (13)	32-34	-2	
04:44	3 PRYOR N substitution out			
04:44	13 MCNAIR JR. W substitution out			
04:44	23 WILLIAMS L substitution out			



Game Time	NMSU	Score	Diff	UNM
04:44	4 MCKINNEY JR. M substitution in			
04:44	10 RICE S substitution in			
04:44	42 ALOK Y substitution in			
04:44	0 ALLEN T free throw 2 - 2 made (14)	33-34	-1	
04:32	10 RICE S foul personal (1 - 10)			4 KUAC E foul drawn (2)
04:32		33-35	-2	4 KUAC E free throw 1 - 2 made (3)
04:32		33-36	-3	4 KUAC E free throw 2 - 2 made (4)
04:23	0 ALLEN T turnover lost ball (3)			
04:10				10 HOUSE J 2pt FG from turnover in the paint, layup missed
04:07	0 ALLEN T defensive rebound (5)			
04:05	10 RICE S turnover lost ball (2)			24 TODD T steal (2)
04:00		33-38	-5	21 ALLEN-TOVAR J 2pt FG fast break from turnover in the paint, dunk, made (7)
04:00				24 TODD T assist (3)
03:43	4 MCKINNEY JR. M 2pt FG in the paint, driving layup made (2)	35-38	-3	
03:35	4 MCKINNEY JR. M foul personal (1 - 11)			24 TODD T foul drawn (1)
03:32	Timeout media			
03:32				24 TODD T free throw fast break 1 - 2 missed
03:32				offensive dead ball rebound (1)
03:32		35-39	-4	24 TODD T free throw fast break 2 - 2 made (5)
03:12	42 ALOK Y 3pt FG , jump shot missed			
03:12				10 HOUSE J defensive rebound (2)
03:12	15 PEAKE M foul personal (2 - 12)			21 ALLEN-TOVAR J foul drawn (1)
03:12		35-40	-5	21 ALLEN-TOVAR J free throw fast break 1 - 2 made (8)
03:12	15 PEAKE M substitution out			
03:12	42 ALOK Y substitution out			
03:12	1 AVERY M substitution in			
03:12	13 MCNAIR JR. W substitution in			
03:12		35-41	-6	21 ALLEN-TOVAR J free throw fast break 2 - 2 made (9)
03:00	4 MCKINNEY JR. M 3pt FG , jump shot missed			
02:57	0 ALLEN T offensive rebound (6)			
02:56	0 ALLEN T turnover lost ball (4)			21 ALLEN-TOVAR J steal (1)
02:51	10 RICE S steal (1)			21 ALLEN-TOVAR J turnover lost ball (1)
02:47	0 ALLEN T 3pt FG from turnover, jump shot missed			
02:44				13 JOHNSON J defensive rebound (2)
02:45	4 MCKINNEY JR. M foul personal (2 - 13)			10 HOUSE J foul drawn (2)
02:45		35-42	-7	10 HOUSE J free throw fast break 1 - 2 made (14)
02:45	4 MCKINNEY JR. M substitution out			
02:45	23 WILLIAMS L substitution in			
02:45		35-43	-8	10 HOUSE J free throw fast break 2 - 2 made (15)
02:21	23 WILLIAMS L foul drawn (1)			24 TODD T foul shooting (2 - 8)
02:21	23 WILLIAMS L free throw 1 - 2 made (7)	36-43	-7	
02:21				24 TODD T substitution out
02:21				1 SINGLETON S substitution in
02:21	23 WILLIAMS L free throw 2 - 2 made (8)	37-43	-6	
01:57				21 ALLEN-TOVAR J 3pt FG , jump shot missed
01:54	13 MCNAIR JR. W defensive rebound (4)			
01:42	10 RICE S foul drawn (1)			4 KUAC E foul personal (2 - 9)
01:42				1 SINGLETON S substitution out



Official Basketball Play by Play - First Half

New Mexico at New Mexico St.

11/30/21 Pan American Center, Las Cruces
NM State vs. New Mexico

Game Time: 7:00 PM
Game Duration: 3:04

Officials: Michael Greenstein, Chris Rastatter, Mike Scyphers

Game Time	NMSU	Score	Diff	UNM
01:42				5 MASHBURN, JR. J substitution in
01:42	10 RICE S 1&1 free throw 1 made (3)	38-43	-5	
01:42	10 RICE S 1&1 free throw 2 made (4)	39-43	-4	
01:26		39-45	-6	10 HOUSE J 2pt FG in the paint, driving layup made (17)
00:53	1 AVERY M 3pt FG , jump shot missed			
00:49				4 KUAC E defensive rebound (2)
00:41		39-47	-8	10 HOUSE J 2pt FG outside the paint, floating jump shot made (19)
00:31	10 RICE S 3pt FG , pull up jump shot made (7)	42-47	-5	
00:00		42-49	-7	21 ALLEN-TOVAR J 2pt FG in the paint, layup made (11)
END OF PERIOD				
NMSU 42-49 UNM				



Officials: Michael Greenstein, Chris Rastatter, Mike Scyphers

New Mexico - 49

NO.	Name	Min	FG			Rebounds			Fouls		TP	AS	TO	ST	Blocks		+/-
			M-A	M-A	M-A	OR	DR	TOT	PF	FD					BS	BA	
35	Gethro Muscadin	F 08:04	1-2	0-0	0-1	1	0	1	2	1	2	0	1	0	0	0	-1
5	Jamal Mashburn, Jr.	G 07:59	1-3	0-0	2-2	0	1	1	2	1	4	0	0	0	0	0	0
10	Jaelen House	G 18:06	7-12	2-4	3-3	0	2	2	0	2	19	1	0	0	0	0	6
13	Javonté Johnson	G 16:50	0-2	0-1	2-2	1	1	2	0	2	2	1	0	1	0	0	7
24	Taryn Todd	G 13:30	0-3	0-1	5-6	2	2	4	2	1	5	3	0	2	0	1	7
1	Saquan Singleton	06:55	1-2	0-1	0-0	1	1	2	0	1	2	0	0	0	0	0	-1
4	Emmanuel Kuac	11:56	1-1	0-0	2-3	0	2	2	2	2	4	0	0	0	0	0	8
21	Jay Allen-Tovar	16:40	4-10	1-5	2-2	1	3	4	1	1	11	0	1	1	0	0	9
Team						0	1	1			0		0				
Totals			15-35	3-12	16-19	6	13	19	9	11	49	5	2	4	0	1	7

Shooting By Period		
1 st FG%	15-35	42.9%
3PT%	3-12	25.0%
FT%	16-19	84.2%
GM FG%	15-35	42.9%
3PT%	3-12	25.0%
FT%	16-19	84.2%

Dead Ball Rebounds: 1, 0

Technical Fouls: Muscadin 1st5:53

New Mexico St. - 42

NO.	Name	Min	FG			Rebounds			Fouls		TP	AS	TO	ST	Blocks		+/-
			M-A	M-A	M-A	OR	DR	TOT	PF	FD					BS	BA	
2	Donnie Tillman	F 10:57	0-1	0-0	1-2	1	0	1	2	3	1	0	1	0	0	0	0
13	Will McNair Jr.	F 17:17	3-5	0-0	1-2	1	3	4	1	1	7	0	0	0	1	0	-5
35	Johnny McCants	F 05:01	0-0	0-0	0-0	0	0	0	3	0	0	0	0	0	0	0	0
0	Teddy Allen	G 18:24	4-8	2-5	4-4	1	5	6	1	1	14	1	4	0	0	0	-11
10	Sir'Jabari Rice	G 18:06	2-5	1-3	2-2	0	2	2	1	1	7	3	2	1	0	0	-6
4	Mario McKinney Jr.	04:27	1-3	0-2	0-0	0	0	0	2	0	2	0	0	0	0	0	-5
42	Yuat Alok	02:43	0-1	0-1	0-0	0	2	2	0	0	0	0	0	0	0	0	-2
15	Mike Peake	07:06	1-2	1-2	0-0	0	0	0	2	1	3	0	0	0	0	0	-2
1	Marchelus Avery	07:50	0-1	0-1	0-0	0	0	0	1	0	0	0	0	0	0	0	-6
23	Levar Williams	06:15	2-3	2-3	2-2	0	1	1	0	1	8	1	0	0	0	0	3
3	Nate Pryor	01:54	0-0	0-0	0-0	0	1	1	0	0	0	0	0	0	0	0	-1
Team						1	2	3			0		0				
Totals			13-29	6-17	10-12	4	16	20	13	8	42	5	7	1	1	0	-7

Shooting By Period		
1 st FG%	13-29	44.8%
3PT%	6-17	35.3%
FT%	10-12	83.3%
GM FG%	13-29	44.8%
3PT%	6-17	35.3%
FT%	10-12	83.3%

Dead Ball Rebounds: 1, 0

Technical Fouls: McCants 1st12:31 Peake 1st6:38

	UNM	NMSU
Biggest lead	8 (1 st 2:45)	4 (1 st 13:29)
Best Scoring Run	10 (1 st 9:10)	8 (1 st 7:11)
Lead Changes	9	
Times Tied	6	
Time with Lead	10:15	07:43

Points from	UNM	NMSU
Turnovers	11	2
Paint	16	14
Second Chance	4	3
Fast Breaks	11	0
Bench	17	13

	Period by Period Scoring		
	1st	2nd	TOT
UNM	49	52	101
NMSU	42	52	94



New Mexico at New Mexico St.

11/30/21 Pan American Center, Las Cruces
 NM State vs. New Mexico

Officials: Michael Greenstein, Chris Rastatter, Mike Scyphers

Period 2

Quarter Starters:

NMSU	0 Allen T	2 Tillman D	10 Rice S	13 McNair Jr. W	35 McCants J
UNM	5 Mashburn, Jr. J	10 House J	13 Johnson J	24 Todd T	35 Muscadin G

Game Time	NMSU	Score	Diff	UNM
20:00	1 AVERY M substitution out			
20:00	23 WILLIAMS L substitution out			
20:00	2 TILLMAN D substitution in			
20:00	35 MCCANTS J substitution in			
20:00				4 KUAC E substitution out
20:00				21 ALLEN-TOVAR J substitution out
20:00				24 TODD T substitution in
20:00				35 MUSCADIN G substitution in
19:39				35 MUSCADIN G 2pt FG outside the paint, pull up jump shot missed
19:36	10 RICE S defensive rebound (3)			
19:13	0 ALLEN T 3pt FG , jump shot missed			
19:08				35 MUSCADIN G defensive rebound (2)
18:58				10 HOUSE J 2pt FG in the paint, pull up jump shot missed
18:58				offensive rebound (21)
18:58	10 RICE S foul personal (2 - 1)			5 MASHBURN, JR. J foul drawn (2)
18:52		42-51	-9	5 MASHBURN, JR. J 2pt FG second chance outside the paint, pull up jump shot made (6)
18:39	35 MCCANTS J 2pt FG in the paint, layup made (2)	44-51	-7	
18:26		44-54	-10	13 JOHNSON J 3pt FG , jump shot made (5)
18:26				5 MASHBURN, JR. J assist (1)
17:58	13 MCNAIR JR. W 2pt FG in the paint, layup made (9)	46-54	-8	
17:58	10 RICE S assist (4)			
17:44				5 MASHBURN, JR. J 3pt FG , jump shot missed
17:42	13 MCNAIR JR. W defensive rebound (5)			
17:33	2 TILLMAN D foul drawn (4)			24 TODD T foul shooting (3 - 1)
17:33	2 TILLMAN D free throw 1 - 2 missed			
17:33	offensive dead ball rebound (2)			
17:33				24 TODD T substitution out
17:33				21 ALLEN-TOVAR J substitution in
17:33	2 TILLMAN D free throw 2 - 2 missed			
17:32				35 MUSCADIN G defensive rebound (3)
17:23				5 MASHBURN, JR. J 2pt FG outside the paint, pull up jump shot missed
17:21				35 MUSCADIN G offensive rebound (4)
17:20		46-56	-10	35 MUSCADIN G 2pt FG second chance in the paint, layup made (4)
16:53	0 ALLEN T 2pt FG in the paint, driving layup blocked			
16:53				35 MUSCADIN G block (1)
16:51				21 ALLEN-TOVAR J defensive rebound (5)
16:40	13 MCNAIR JR. W foul personal (2 - 2)			10 HOUSE J foul drawn (3)
16:33				35 MUSCADIN G turnover lost ball (2)
16:17	13 MCNAIR JR. W 2pt FG from turnover outside the paint, hook shot made (11)	48-56	-8	
16:17	13 MCNAIR JR. W foul drawn (2)			35 MUSCADIN G foul shooting (3 - 2)



New Mexico at New Mexico St.

11/30/21 Pan American Center, Las Cruces
 NM State vs. New Mexico

Officials: Michael Greenstein, Chris Rastatter, Mike Scyphers

Game Time	NMSU	Score	Diff	UNM
16:17	13 MCNAIR JR. W free throw 1 - 1 made (12)	49-56	-7	
16:17				35 MUSCADIN G substitution out
16:17				4 KUAC E substitution in
15:55				10 HOUSE J turnover travel (1)
15:55	Timeout media			
15:55				10 HOUSE J substitution out
15:55				1 SINGLETON S substitution in
15:38	0 ALLEN T foul drawn (2)			13 JOHNSON J foul shooting (1 - 3)
15:38	0 ALLEN T free throw 1 - 3 made (15)	50-56	-6	
15:38	0 ALLEN T free throw 2 - 3 made (16)	51-56	-5	
15:38	0 ALLEN T free throw 3 - 3 made (17)	52-56	-4	
15:19		52-58	-6	5 MASHBURN, JR. J 2pt FG in the paint, pull up jump shot made (8)
14:58				4 KUAC E foul class B technical (2 - 3)
14:58	0 ALLEN T free throw 1 - 1 made (18)	53-58	-5	
14:55	2 TILLMAN D 2pt FG in the paint, layup missed			
14:53				4 KUAC E defensive rebound (3)
14:53				4 KUAC E turnover travel (1)
14:41	13 MCNAIR JR. W 2pt FG from turnover in the paint, hook shot made (14)	55-58	-3	
14:26		55-61	-6	13 JOHNSON J 3pt FG , jump shot made (8)
14:26				5 MASHBURN, JR. J assist (2)
14:13	10 RICE S 2pt FG in the paint, dunk, made (9)	57-61	-4	
14:13	10 RICE S foul drawn (2)			13 JOHNSON J foul shooting (2 - 4)
14:13	10 RICE S free throw 1 - 1 made (10)	58-61	-3	
14:02				13 JOHNSON J 2pt FG outside the paint, jump shot missed
14:00	35 MCCANTS J defensive rebound (1)			
13:54	0 ALLEN T 3pt FG , jump shot missed			
13:50				21 ALLEN-TOVAR J defensive rebound (6)
13:49	10 RICE S steal (2)			21 ALLEN-TOVAR J turnover lost ball (2)
13:46	10 RICE S foul drawn (3)			21 ALLEN-TOVAR J foul shooting (2 - 5)
13:46	10 RICE S free throw 1 - 2 made (11)	59-61	-2	
13:46	10 RICE S free throw 2 - 2 made (12)	60-61	-1	
13:46	2 TILLMAN D substitution out			
13:46	23 WILLIAMS L substitution in			
13:46				13 JOHNSON J substitution out
13:46				21 ALLEN-TOVAR J substitution out
13:46				10 HOUSE J substitution in
13:46				35 MUSCADIN G substitution in
13:29	35 MCCANTS J foul shooting (4 - 3)			5 MASHBURN, JR. J foul drawn (3)
13:29		60-62	-2	5 MASHBURN, JR. J free throw 1 - 2 made (9)
13:29	35 MCCANTS J substitution out			
13:29	2 TILLMAN D substitution in			
13:29				4 KUAC E substitution out
13:29				13 JOHNSON J substitution in
13:29		60-63	-3	5 MASHBURN, JR. J free throw 2 - 2 made (10)
13:14	0 ALLEN T foul offensive (2 - 4)			1 SINGLETON S foul drawn (2)
13:14	0 ALLEN T turnover offensive (5)			
12:56				35 MUSCADIN G turnover bad pass (3)
12:54	13 MCNAIR JR. W substitution out			



New Mexico at New Mexico St.

11/30/21 Pan American Center, Las Cruces
 NM State vs. New Mexico

Officials: Michael Greenstein, Chris Rastatter, Mike Scyphers

Game Time	NMSU	Score	Diff	UNM
12:54	42 ALOK Y substitution in			
12:43	10 RICE S 3pt FG from turnover, pull up jump shot missed			
12:39				35 MUSCADIN G defensive rebound (5)
12:31		60-65	-5	5 MASHBURN, JR. J 2pt FG outside the paint, pull up jump shot made (12)
12:17	0 ALLEN T 3pt FG , jump shot made (21)	63-65	-2	
12:17	10 RICE S assist (5)			
12:00		63-67	-4	35 MUSCADIN G 2pt FG in the paint, layup made (6)
12:00				1 SINGLETON S assist (1)
11:59				Timeout 30 Sec
11:31	10 RICE S 3pt FG , jump shot missed			
11:23	10 RICE S offensive rebound (4)			
11:23	10 RICE S 2pt FG second chance in the paint, layup blocked			
11:23				1 SINGLETON S block (1)
11:23	offensive rebound (25)			
11:23	Timeout media			
11:19	2 TILLMAN D 2pt FG second chance in the paint, layup made (3)	65-67	-2	
11:19	10 RICE S assist (6)			
11:02		65-69	-4	35 MUSCADIN G 2pt FG outside the paint, jump shot made (8)
11:02				5 MASHBURN, JR. J assist (3)
10:36	0 ALLEN T foul drawn (3)			1 SINGLETON S foul shooting (1 - 6)
10:36	0 ALLEN T free throw 1 - 2 made (22)	66-69	-3	
10:36	42 ALOK Y substitution out			
10:36	13 MCNAIR JR. W substitution in			
10:36				1 SINGLETON S substitution out
10:36				21 ALLEN-TOVAR J substitution in
10:36	0 ALLEN T free throw 2 - 2 made (23)	67-69	-2	
10:25				10 HOUSE J 2pt FG in the paint, pull up jump shot missed
10:22				13 JOHNSON J offensive rebound (3)
10:20		67-72	-5	10 HOUSE J 3pt FG second chance, jump shot made (22)
10:20				13 JOHNSON J assist (2)
10:00	13 MCNAIR JR. W foul drawn (3)			35 MUSCADIN G foul personal (4 - 7)
10:00	23 WILLIAMS L substitution out			
10:00	1 AVERY M substitution in			
10:00				35 MUSCADIN G substitution out
10:00				4 KUAC E substitution in
10:00	13 MCNAIR JR. W 1&1 free throw 1 missed			
09:59				21 ALLEN-TOVAR J defensive rebound (7)
09:39				5 MASHBURN, JR. J 2pt FG outside the paint, jump shot blocked
09:39	0 ALLEN T block (1)			
09:35	2 TILLMAN D defensive rebound (2)			
09:29	2 TILLMAN D foul offensive (3 - 5)			21 ALLEN-TOVAR J foul drawn (2)
09:29	2 TILLMAN D turnover offensive (2)			
09:13	0 ALLEN T foul shooting (3 - 6)			10 HOUSE J foul drawn (4)
09:13		67-73	-6	10 HOUSE J free throw 1 - 2 made (23)
09:13		67-74	-7	10 HOUSE J free throw 2 - 2 made (24)
08:59	13 MCNAIR JR. W 2pt FG in the paint, hook shot blocked			
08:59				4 KUAC E block (1)



New Mexico at New Mexico St.

11/30/21 Pan American Center, Las Cruces
 NM State vs. New Mexico

Officials: Michael Greenstein, Chris Rastatter, Mike Scyphers

Game Time	NMSU	Score	Diff	UNM
08:55				21 ALLEN-TOVAR J defensive rebound (8)
08:43	13 MCNAIR JR. W foul drawn (4)			4 KUAC E foul offensive (3 - 8)
08:43				4 KUAC E turnover offensive (2)
08:21	10 RICE S 2pt FG from turnover in the paint, layup missed			
08:19	1 AVERY M offensive rebound (1)			
08:17	1 AVERY M 2pt FG from turnover second chance in the paint, layup made (2)	69-74	-5	
08:02		69-77	-8	5 MASHBURN, JR. J 3pt FG , jump shot made (15)
08:02				10 HOUSE J assist (2)
07:39	10 RICE S foul drawn (4)			10 HOUSE J foul personal (1 - 9)
07:39	Timeout media			
07:39	10 RICE S 1&1 free throw 1 made (13)	70-77	-7	
07:39	10 RICE S 1&1 free throw 2 made (14)	71-77	-6	
07:39	2 TILLMAN D substitution out			
07:39	15 PEAKE M substitution in			
07:26				5 MASHBURN, JR. J 2pt FG outside the paint, jump shot blocked
07:26	13 MCNAIR JR. W block (2)			
07:20	1 AVERY M defensive rebound (2)			
07:12	10 RICE S 2pt FG in the paint, driving layup made (16)	73-77	-4	
06:46				10 HOUSE J 2pt FG in the paint, pull up jump shot missed
06:43	13 MCNAIR JR. W defensive rebound (6)			
06:35	1 AVERY M 2pt FG in the paint, dunk, made (4)	75-77	-2	
06:35	10 RICE S assist (7)			
06:16				10 HOUSE J 2pt FG in the paint, layup missed
06:16				21 ALLEN-TOVAR J offensive rebound (9)
06:16	15 PEAKE M foul shooting (3 - 7)			21 ALLEN-TOVAR J foul drawn (3)
06:16		75-78	-3	21 ALLEN-TOVAR J free throw 1 - 2 made (12)
06:16	15 PEAKE M substitution out			
06:16	2 TILLMAN D substitution in			
06:16		75-79	-4	21 ALLEN-TOVAR J free throw 2 - 2 made (13)
05:55	0 ALLEN T 3pt FG , pull up jump shot missed			
05:53				21 ALLEN-TOVAR J defensive rebound (10)
05:40		75-82	-7	5 MASHBURN, JR. J 3pt FG , jump shot made (18)
05:40				10 HOUSE J assist (3)
05:13	13 MCNAIR JR. W 3pt FG , jump shot missed			
05:08				10 HOUSE J defensive rebound (3)
04:54	2 TILLMAN D foul shooting (4 - 8)			5 MASHBURN, JR. J foul drawn (4)
04:54		75-83	-8	5 MASHBURN, JR. J free throw 1 - 2 made (19)
04:54	1 AVERY M substitution out			
04:54	35 MCCANTS J substitution in			
04:54				5 MASHBURN, JR. J free throw 2 - 2 missed
04:53	0 ALLEN T defensive rebound (7)			
04:40	35 MCCANTS J 2pt FG in the paint, dunk, made (4)	77-83	-6	
04:40	10 RICE S assist (8)			
04:15				10 HOUSE J 3pt FG , pull up jump shot missed
04:11	35 MCCANTS J defensive rebound (2)			
03:57	10 RICE S 3pt FG , jump shot missed			
03:47				13 JOHNSON J defensive rebound (4)
03:42		77-85	-8	4 KUAC E 2pt FG in the paint, dunk, made (6)



New Mexico at New Mexico St.

11/30/21 Pan American Center, Las Cruces
 NM State vs. New Mexico

Officials: Michael Greenstein, Chris Rastatter, Mike Scyphers

Game Time	NMSU	Score	Diff	UNM
03:42				10 HOUSE J assist (4)
03:42	35 MCCANTS J foul shooting (5 - 9)			4 KUAC E foul drawn (3)
03:42	Timeout media			
03:42	35 MCCANTS J substitution out			
03:42	23 WILLIAMS L substitution in			
03:42				4 KUAC E free throw 1 - 1 missed
03:41	0 ALLEN T defensive rebound (8)			
03:15	0 ALLEN T 2pt FG outside the paint, turnaround jump shot made (25)	79-85	-6	
02:42				5 MASHBURN, JR. J 3pt FG , jump shot missed
02:39	13 MCNAIR JR. W defensive rebound (7)			
02:32	10 RICE S 2pt FG in the paint, pull up jump shot missed			
02:24				10 HOUSE J defensive rebound (4)
02:11		79-87	-8	21 ALLEN-TOVAR J 2pt FG in the paint, layup made (15)
02:11				10 HOUSE J assist (5)
01:54	10 RICE S foul drawn (5)			10 HOUSE J foul personal (2 - 10)
01:54	10 RICE S free throw 1 - 2 missed			
01:54	offensive dead ball rebound (3)			
01:54				4 KUAC E substitution out
01:54				24 TODD T substitution in
01:54	10 RICE S free throw 2 - 2 made (17)	80-87	-7	
01:53	2 TILLMAN D foul personal (5 - 10)			10 HOUSE J foul drawn (5)
01:53	2 TILLMAN D substitution out			
01:53	1 AVERY M substitution in			
01:53				4 KUAC E substitution in
01:53				24 TODD T substitution out
01:53		80-88	-8	10 HOUSE J free throw fast break 1 - 2 made (25)
01:53		80-89	-9	10 HOUSE J free throw fast break 2 - 2 made (26)
01:43	10 RICE S 3pt FG , jump shot blocked			
01:43				4 KUAC E block (2)
01:38				21 ALLEN-TOVAR J defensive rebound (11)
01:36		80-91	-11	10 HOUSE J 2pt FG fast break in the paint, layup made (28)
01:36				21 ALLEN-TOVAR J assist (1)
01:24	1 AVERY M foul drawn (1)			21 ALLEN-TOVAR J foul shooting (3 - 11)
01:24	1 AVERY M free throw 1 - 2 missed			
01:24	offensive dead ball rebound (4)			
01:24				4 KUAC E substitution out
01:24				24 TODD T substitution in
01:24	1 AVERY M free throw 2 - 2 made (5)	81-91	-10	
01:18	10 RICE S foul personal (3 - 11)			24 TODD T foul drawn (2)
01:18				24 TODD T free throw fast break 1 - 2 missed
01:18				offensive dead ball rebound (2)
01:18		81-92	-11	24 TODD T free throw fast break 2 - 2 made (6)
01:14	0 ALLEN T foul drawn (4)			10 HOUSE J foul personal (3 - 12)
01:14	0 ALLEN T free throw fast break 1 - 2 made (26)	82-92	-10	
01:14	0 ALLEN T free throw fast break 2 - 2 made (27)	83-92	-9	
01:07				5 MASHBURN, JR. J turnover bad pass (1)
01:01	10 RICE S 3pt FG from turnover, jump shot missed			
00:58	0 ALLEN T offensive rebound (9)			



New Mexico at New Mexico St.

11/30/21 Pan American Center, Las Cruces
 NM State vs. New Mexico

Officials: Michael Greenstein, Chris Rastatter, Mike Scyphers

Game Time	NMSU	Score	Diff	UNM
00:57	10 RICE S foul drawn (6)			13 JOHNSON J foul personal (3 - 13)
00:57	10 RICE S free throw 1 - 2 made (18)	84-92	-8	
00:57	10 RICE S free throw 2 - 2 missed			
00:57				13 JOHNSON J defensive rebound (5)
00:57	1 AVERY M foul personal (2 - 12)			13 JOHNSON J foul drawn (3)
00:57		84-93	-9	13 JOHNSON J free throw fast break 1 - 2 made (9)
00:57		84-94	-10	13 JOHNSON J free throw fast break 2 - 2 made (10)
00:53	10 RICE S 3pt FG , jump shot made (21)	87-94	-7	
00:52	Timeout 30 Sec			
00:52	1 AVERY M substitution out			
00:52	15 PEAKE M substitution in			
00:51	10 RICE S foul personal (4 - 13)			10 HOUSE J foul drawn (6)
00:51		87-95	-8	10 HOUSE J free throw fast break 1 - 2 made (29)
00:51	15 PEAKE M substitution out			
00:51	1 AVERY M substitution in			
00:51		87-96	-9	10 HOUSE J free throw fast break 2 - 2 made (30)
00:41	10 RICE S 3pt FG , jump shot missed			
00:40				defensive rebound (38)
00:35				13 JOHNSON J 2pt FG in the paint, layup blocked
00:35	13 MCNAIR JR. W block (3)			
00:31	13 MCNAIR JR. W defensive rebound (8)			
00:28	0 ALLEN T 2pt FG fast break in the paint, dunk, made (29)	89-96	-7	
00:28	1 AVERY M foul personal (3 - 14)			24 TODD T foul drawn (3)
00:28		89-97	-8	24 TODD T free throw fast break 1 - 2 made (7)
00:28		89-98	-9	24 TODD T free throw fast break 2 - 2 made (8)
00:18	1 AVERY M 3pt FG , jump shot made (8)	92-98	-6	
00:18	Timeout 30 Sec			
00:11	23 WILLIAMS L foul personal (1 - 15)			13 JOHNSON J foul drawn (4)
00:11		92-99	-7	13 JOHNSON J free throw fast break 1 - 2 made (11)
00:11		92-100	-8	13 JOHNSON J free throw fast break 2 - 2 made (12)
00:05	0 ALLEN T 2pt FG in the paint, driving layup made (31)	94-100	-6	
00:05	0 ALLEN T foul personal (4 - 16)			10 HOUSE J foul drawn (7)
00:05				10 HOUSE J free throw fast break 1 - 2 missed
00:05				offensive dead ball rebound (3)
00:05		94-101	-7	10 HOUSE J free throw fast break 2 - 2 made (31)
00:01	10 RICE S 3pt FG , jump shot missed			
00:00				defensive rebound (39)
END OF GAME				
NMSU 94-101 UNM				



New Mexico at New Mexico St.

11/30/21 Pan American Center, Las Cruces
 NM State vs. New Mexico

Officials: Michael Greenstein, Chris Rastatter, Mike Scyphers

New Mexico - 52

NO.	Name	Min	FG	3P	FT	Rebounds			Fouls		TP	AS	TO	ST	Blocks		+/-
			M-A	M-A	M-A	OR	DR	TOT	PF	FD					BS	BA	
35	Gethro Muscadin	F 07:29	3-4	0-0	0-0	1	3	4	2	0	6	0	2	0	1	0	4
5	Jamal Mashburn, Jr.	G 20:00	5-10	2-4	3-4	0	0	0	0	3	15	3	1	0	0	2	0
10	Jaelen House	G 17:51	2-7	1-2	7-8	0	2	2	3	5	12	4	1	0	0	0	6
13	Javonté Johnson	G 19:43	2-4	2-2	4-4	1	2	3	3	2	10	1	0	0	0	1	-1
24	Taryn Todd	G 03:52	0-0	0-0	3-4	0	0	0	1	2	3	0	0	0	0	0	-4
21	Jay Allen-Tovar	14:23	1-1	0-0	2-2	1	6	7	2	2	4	1	1	0	0	0	-3
4	Emmanuel Kuac	11:23	1-1	0-0	0-1	0	1	1	1	1	2	0	2	0	2	0	2
1	Saquan Singleton	05:19	0-0	0-0	0-0	0	0	0	1	1	0	1	0	0	1	0	-4
Team						1	2	3			0		0				
Totals			14-27	5-8	19-23	4	16	20	13	16	52	10	7	0	4	3	0

Shooting By Period		
2 nd FG%	14-27	51.9%
3PT%	5-8	62.5%
FT%	19-23	82.6%
GM FG%	14-27	51.9%
3PT%	5-8	62.5%
FT%	19-23	82.6%

Dead Ball Rebounds: 2, 0

Technical Fouls: Kuac 2nd 14:58

New Mexico St. - 52

NO.	Name	Min	FG	3P	FT	Rebounds			Fouls		TP	AS	TO	ST	Blocks		+/-
			M-A	M-A	M-A	OR	DR	TOT	PF	FD					BS	BA	
2	Donnie Tillman	F 16:27	1-2	0-0	0-2	0	1	1	3	1	2	0	1	0	0	0	-2
13	Will McNair Jr.	F 17:42	3-5	0-1	1-2	0	4	4	1	3	7	0	0	0	2	1	0
35	Johnny McCants	F 07:43	2-2	0-0	0-0	0	2	2	2	0	4	0	0	0	0	0	5
0	Teddy Allen	G 20:00	4-8	1-4	8-8	1	2	3	3	3	17	0	1	0	1	1	0
10	Sir'Jabari Rice	G 20:00	3-13	1-8	7-9	1	1	2	3	5	14	5	0	1	0	2	0
23	Levar Williams	07:28	0-0	0-0	0-0	0	0	0	1	0	0	0	0	0	0	0	-3
42	Yuat Alok	02:18	0-0	0-0	0-0	0	0	0	0	0	0	0	0	0	0	0	0
1	Marchelus Avery	06:58	3-3	1-1	1-2	1	1	2	2	1	8	0	0	0	0	0	-2
15	Mike Peake	01:24	0-0	0-0	0-0	0	0	0	1	0	0	0	0	0	0	0	2
Team						1	0	1			0		0				
Totals			16-33	3-14	17-23	4	11	15	16	13	52	5	2	1	3	4	0

Shooting By Period		
2 nd FG%	16-33	48.5%
3PT%	3-14	21.4%
FT%	17-23	73.9%
GM FG%	16-33	48.5%
3PT%	3-14	21.4%
FT%	17-23	73.9%

Dead Ball Rebounds: 3, 0

Technical Fouls: NONE

	UNM	NMSU	Points from		Period by Period Scoring				
Biggest lead	11 (2 nd 1:36)	0 (1 st 20:00)	UNM	NMSU	1st	2nd	TOT		
Best Scoring Run	6(2 nd 4:54)	6(2 nd 15:38)	2	13	UNM	49	52	101	
Lead Changes	0		Paint	12	22	NMSU	42	52	94
Times Tied	0		Second Chance	9	5				
Time with Lead	19:39	00:00	Fast Breaks	14	4				
			Bench	6	8				



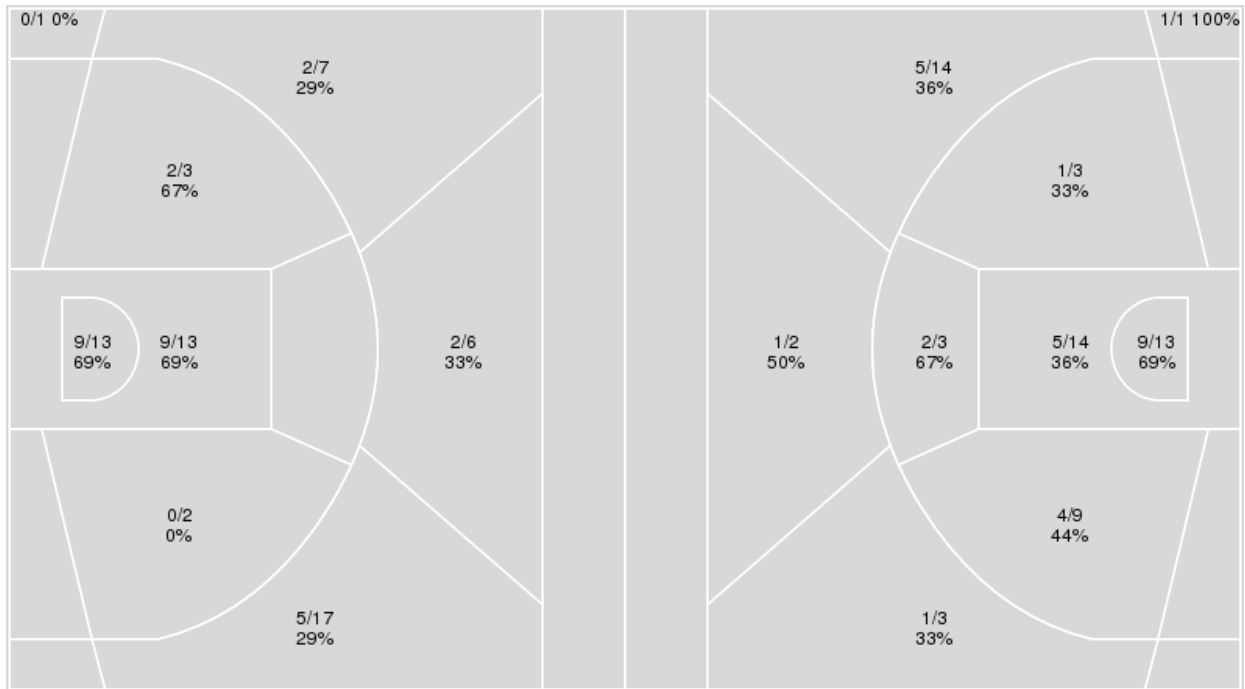
Officials: Michael Greenstein, Chris Rastatter, Mike Scyphers

{ Players => 0, 1, 2, 3, 4, 5, 10, 11, 12, 13, 15, 20, 23, 25, 35, 42, 98, 99; } FG Types => All; Results => All;

{ Players => 0, 1, 2, 3, 4, 5, 10, 13, 20, 21, 24, 30, 33, 34, 35; } FG Types => All; Results => All;

New Mexico St.

New Mexico



New Mexico St.	M/A	%
Field Goals	29/62	47
2 Points	20/31	65
3 Points	9/31	29
Free Throws	27/35	77

New Mexico	M/A	%
Field Goals	29/62	47
2 Points	21/42	50
3 Points	8/20	40
Free Throws	35/42	83



New Mexico at New Mexico St.

11/30/21 Pan American Center, Las Cruces

NM State vs. New Mexico

Officials: Michael Greenstein, Chris Rastatter, Mike Scyphers

New Mexico

No	Name	Mins		Score		Points Diff		Points per Min		Assists		Rebounds		Steals		Turnovers	
		On	Off	On	Off	On	Off	On	Off	On	Off	On	Off	On	Off	On	Off
1	Saquan Singleton	12:14	27:46	23 - 28	78 - 66	-5	12	1.88	2.81	4	11	11	28	1	3	3	6
4	Emmanuel Kuac	23:19	16:41	54 - 44	47 - 50	10	-3	2.32	2.82	9	6	22	17	3	1	5	4
5	Jamal Mashburn, Jr.	27:59	12:01	69 - 69	32 - 25	0	7	2.47	2.66	10	5	26	13	0	4	7	2
10	Jaelen House	35:57	04:03	92 - 80	9 - 14	12	-5	2.56	2.22	14	1	34	5	4	0	7	2
13	Javonté Johnson	36:33	03:27	96 - 90	5 - 4	6	1	2.63	1.45	15	0	35	4	4	0	9	0
21	Jay Allen-Tovar	31:03	08:57	81 - 75	20 - 19	6	1	2.61	2.23	12	3	35	4	4	0	8	1
24	Taryn Todd	17:22	22:38	52 - 49	49 - 45	3	4	2.99	2.16	5	10	18	21	3	1	3	6
35	Gethro Muscadin	15:33	24:27	38 - 35	63 - 59	3	4	2.44	2.58	6	9	14	25	1	3	3	6

New Mexico St.

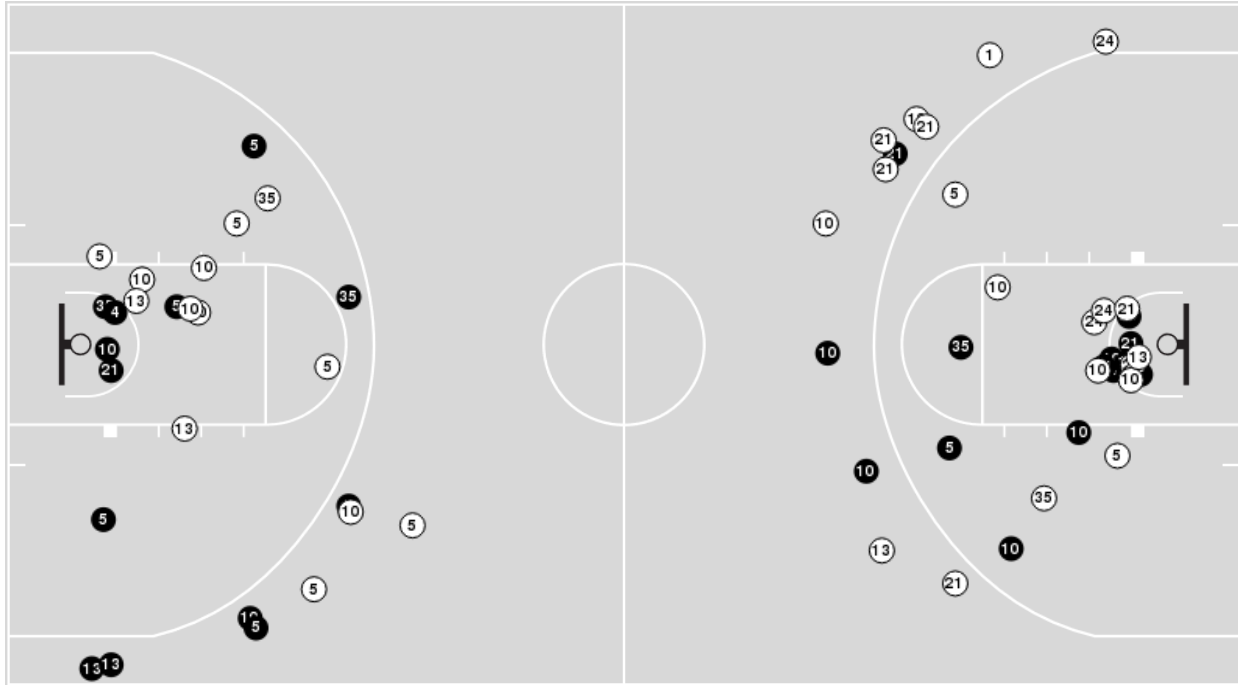
No	Name	Mins		Score		Points Diff		Points per Min		Assists		Rebounds		Steals		Turnovers	
		On	Off	On	Off	On	Off	On	Off	On	Off	On	Off	On	Off	On	Off
0	Teddy Allen	38:24	01:36	85 - 96	9 - 5	-11	4	2.21	5.63	8	2	33	2	2	0	9	0
1	Marchelus Avery	14:48	25:12	40 - 48	54 - 53	-8	1	2.70	2.14	3	7	13	22	1	1	5	4
2	Donnie Tillman	27:24	12:36	54 - 56	40 - 45	-2	-5	1.97	3.17	7	3	23	12	1	1	5	4
3	Nate Pryor	01:54	38:06	3 - 4	91 - 97	-1	-6	1.58	2.39	0	10	2	33	0	2	0	9
4	Mario McKinney Jr.	04:27	35:33	6 - 11	88 - 90	-5	-2	1.35	2.48	0	10	6	29	1	1	3	6
10	Sir Jabari Rice	38:06	01:54	91 - 97	3 - 4	-6	-1	2.39	1.58	10	0	33	2	2	0	9	0
13	Will McNair Jr.	34:59	05:01	84 - 89	10 - 12	-5	-2	2.40	1.99	8	2	29	6	2	0	7	2
15	Mike Peake	08:30	31:30	22 - 22	72 - 79	0	-7	2.59	2.29	3	7	10	25	0	2	3	6
23	Levar Williams	13:43	26:17	43 - 43	51 - 58	0	-7	3.13	1.94	4	6	11	24	0	2	1	8
35	Johnny McCants	12:44	27:16	32 - 27	62 - 74	5	-12	2.51	2.27	5	5	9	26	1	1	1	8
42	Yuat Alok	05:01	34:59	10 - 12	84 - 89	-2	-5	1.99	2.40	2	8	6	29	0	2	2	7



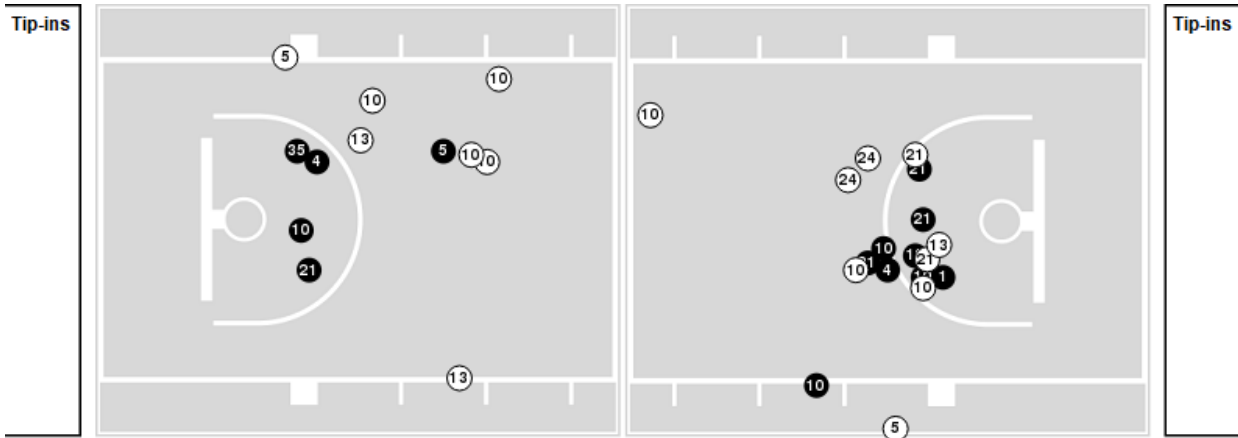
Players => 0, 1, 2, 3, 4, 5, 10, 13, 20, 21, 24, 30, 33, 34, 35 FG Types=>AllResults=>All

New Mexico

All Field Goals



Blow Up Chart



● Made ○ Missed N - Player Number

New Mexico	M/A	%
Field Goals	29/62	47
2 Points	21/42	50
3 Points	8/20	40
Free Throws	35/42	83

New Mexico	M/A	%
Points in the Paint	28 (14 / 27)	52
Fast Break Points	25 (22/25)	88
Second Chance Points	13 (7/11)	64
Effective FG%	53	



New Mexico at New Mexico St.

11/30/21 Pan American Center, Las Cruces
 NM State vs. New Mexico

Officials: Michael Greenstein, Chris Rastatter, Mike Scyphers

New Mexico

Lineup	Quarter On	Time On	Quarter Off	Time Off	Time on Court	Score	Score Diff	Reb	Stl	Tov	Ass	PPP
5- Mashburn, Jr. J/ 10- House J/ 13- Johnson J/ 24- Todd T/ 35- Muscadin G/	1	20:00	1	16:53	03:07	7-8	-1	1	0	0	0	1.4000
1- Singleton S/ 5- Mashburn, Jr. J/ 10- House J/ 24- Todd T/ 35- Muscadin G/	1	16:53	1	16:40	00:13	0-1	-1	0	0	0	0	0.0000
1- Singleton S/ 5- Mashburn, Jr. J/ 10- House J/ 21- Allen-Tovar J/ 35- Muscadin G/	1	16:40	1	16:40	00:00	0-0	0	0	0	0	0	0.0000
1- Singleton S/ 4- Kuac E/ 5- Mashburn, Jr. J/ 10- House J/ 21- Allen-Tovar J/	1	16:40	1	13:43	02:57	4-3	1	4	0	0	0	0.8197
1- Singleton S/ 4- Kuac E/ 10- House J/ 13- Johnson J/ 21- Allen-Tovar J/	1	13:43	1	12:31	01:12	2-3	-1	1	1	0	1	0.6667
1- Singleton S/ 4- Kuac E/ 13- Johnson J/ 21- Allen-Tovar J/ 24- Todd T/	1	12:31	1	10:37	01:54	4-3	1	3	0	0	0	0.9524
1- Singleton S/ 13- Johnson J/ 21- Allen-Tovar J/ 24- Todd T/ 35- Muscadin G/	1	10:37	1	10:37	00:00	0-0	0	0	0	0	0	0.0000
10- House J/ 13- Johnson J/ 21- Allen-Tovar J/ 24- Todd T/ 35- Muscadin G/	1	10:37	1	05:53	04:44	13-12	1	6	1	1	2	1.3320
4- Kuac E/ 10- House J/ 13- Johnson J/ 21- Allen-Tovar J/ 24- Todd T/	1	05:53	1	02:21	03:32	13-6	7	3	2	1	2	1.5258
1- Singleton S/ 4- Kuac E/ 10- House J/ 13- Johnson J/ 21- Allen-Tovar J/	1	02:21	1	01:42	00:39	0-1	-1	0	0	0	0	0.0000
4- Kuac E/ 5- Mashburn, Jr. J/ 10- House J/ 13- Johnson J/ 21- Allen-Tovar J/	1	01:42	2	20:00	01:42	6-5	1	1	0	0	0	2.0000
5- Mashburn, Jr. J/ 10- House J/ 13- Johnson J/ 24- Todd T/ 35- Muscadin G/	2	20:00	2	17:33	02:27	5-4	1	2	0	0	1	1.2500
5- Mashburn, Jr. J/ 10- House J/ 13- Johnson J/ 21- Allen-Tovar J/ 35- Muscadin G/	2	17:33	2	16:17	01:16	2-3	-1	3	0	1	0	1.0000
4- Kuac E/ 5- Mashburn, Jr. J/ 10- House J/ 13- Johnson J/ 21- Allen-Tovar J/	2	16:17	2	15:55	00:22	0-0	0	0	0	1	0	0.0000
1- Singleton S/ 4- Kuac E/ 5- Mashburn, Jr. J/ 13- Johnson J/ 21- Allen-Tovar J/	2	15:55	2	13:46	02:09	5-11	-6	2	0	2	1	1.0000
1- Singleton S/ 4- Kuac E/ 5- Mashburn, Jr. J/ 10- House J/ 35- Muscadin G/	2	13:46	2	13:29	00:17	1-0	1	0	0	0	0	2.2727
1- Singleton S/ 5- Mashburn, Jr. J/ 10- House J/ 13- Johnson J/ 35- Muscadin G/	2	13:29	2	10:36	02:53	7-6	1	1	0	1	2	1.5766
5- Mashburn, Jr. J/ 10- House J/ 13- Johnson J/ 21- Allen-Tovar J/ 35- Muscadin G/	2	10:36	2	10:00	00:36	3-1	2	1	0	0	1	3.0000
4- Kuac E/ 5- Mashburn, Jr. J/ 10- House J/ 13- Johnson J/ 21- Allen-Tovar J/	2	10:00	2	01:54	08:06	15-12	3	7	0	1	4	1.1468
5- Mashburn, Jr. J/ 10- House J/ 13- Johnson J/ 21- Allen-Tovar J/ 24- Todd T/	2	01:54	2	01:53	00:01	0-1	-1	0	0	0	0	0.0000
4- Kuac E/ 5- Mashburn, Jr. J/ 10- House J/ 13- Johnson J/ 21- Allen-Tovar J/	2	01:53	2	01:24	00:29	4-0	4	1	0	0	1	2.1277
5- Mashburn, Jr. J/ 10- House J/ 13- Johnson J/ 21- Allen-Tovar J/ 24- Todd T/	2	01:24	2	00:00	01:24	10-14	-4	3	0	1	0	1.3736



New Mexico at New Mexico St.

11/30/21 Pan American Center, Las Cruces
 NM State vs. New Mexico

Game Time: 7:00 PM
Game Duration: 3:04

Officials: Michael Greenstein, Chris Rastatter, Mike Scyphers

New Mexico St.

Lineup	Quarter On	Time On	Quarter Off	Time Off	Time on Court	Score	Score Diff	Reb	Stl	Tov	Ass	PPP
0- Allen T/2- Tillman D/ 10- Rice S/ 13- McNair Jr. W/ 35- McCants J/	1	20:00	1	16:28	03:32	9-7	2	2	0	0	3	1.5306
0- Allen T/2- Tillman D/ 10- Rice S/ 35- McCants J/ 42- Alok Y/	1	16:28	1	16:28	00:00	0-0	0	0	0	0	0	0.0000
0- Allen T/2- Tillman D/ 4- McKinney Jr. M/ 10- Rice S/ 42- Alok Y/	1	16:28	1	15:17	01:11	1-0	1	3	0	0	0	0.5319
0- Allen T/2- Tillman D/ 4- McKinney Jr. M/ 10- Rice S/ 13- McNair Jr. W/	1	15:17	1	14:00	01:17	2-3	-1	1	0	0	0	1.0000
0- Allen T/ 10- Rice S/ 13- McNair Jr. W/ 15- Peake M/ 35- McCants J/	1	14:00	1	12:31	01:29	3-5	-2	2	0	1	0	1.0000
0- Allen T/2- Tillman D/ 10- Rice S/ 13- McNair Jr. W/ 15- Peake M/	1	12:31	1	11:16	01:15	3-0	3	2	0	0	0	1.5000
0- Allen T/ 1- Avery M/ 2- Tillman D/ 10- Rice S/ 13- McNair Jr. W/	1	11:16	1	08:14	03:02	2-10	-8	3	0	3	0	0.3333
1- Avery M/2- Tillman D/ 10- Rice S/ 13- McNair Jr. W/ 23- Williams L/	1	08:14	1	07:34	00:40	3-0	3	1	0	0	0	3.0000
1- Avery M/ 10- Rice S/ 13- McNair Jr. W/ 15- Peake M/ 23- Williams L/	1	07:34	1	06:38	00:56	6-5	1	1	0	0	2	3.0000
0- Allen T/3- Pryor N/ 13- McNair Jr. W/ 15- Peake M/ 23- Williams L/	1	06:38	1	04:44	01:54	3-4	-1	2	0	0	0	0.9036
0- Allen T/ 4- McKinney Jr. M/ 10- Rice S/ 15- Peake M/ 42- Alok Y/	1	04:44	1	03:12	01:32	3-6	-3	1	0	2	0	0.6757
0- Allen T/ 1- Avery M/ 4- McKinney Jr. M/ 10- Rice S/ 13- McNair Jr. W/	1	03:12	1	02:45	00:27	0-2	-2	1	1	1	0	0.0000
0- Allen T/ 1- Avery M/ 10- Rice S/ 13- McNair Jr. W/ 23- Williams L/	1	02:45	2	20:00	02:45	7-7	0	1	0	0	0	1.8617
0- Allen T/ 2- Tillman D/ 10- Rice S/ 13- McNair Jr. W/ 35- McCants J/	2	20:00	2	13:46	06:14	18-12	6	3	1	0	1	1.3433
0- Allen T/ 10- Rice S/ 13- McNair Jr. W/ 23- Williams L/ 35- McCants J/	2	13:46	2	13:29	00:17	0-1	-1	0	0	0	0	0.0000
0- Allen T/ 2- Tillman D/ 10- Rice S/ 13- McNair Jr. W/ 23- Williams L/	2	13:29	2	12:54	00:35	0-1	-1	0	0	1	0	0.0000
0- Allen T/ 2- Tillman D/ 10- Rice S/ 23- Williams L/ 42- Alok Y/	2	12:54	2	10:36	02:18	6-6	0	2	0	0	2	1.7442
0- Allen T/ 2- Tillman D/ 10- Rice S/ 13- McNair Jr. W/ 23- Williams L/	2	10:36	2	10:00	00:36	1-3	-2	0	0	0	0	2.2727
0- Allen T/ 1- Avery M/ 2- Tillman D/ 10- Rice S/ 13- McNair Jr. W/	2	10:00	2	07:39	02:21	4-5	-1	2	0	1	0	0.9259
0- Allen T/ 1- Avery M/ 10- Rice S/ 13- McNair Jr. W/ 15- Peake M/	2	07:39	2	06:16	01:23	4-1	3	2	0	0	1	2.0000
0- Allen T/ 1- Avery M/ 2- Tillman D/ 10- Rice S/ 13- McNair Jr. W/	2	06:16	2	04:54	01:22	0-5	-5	0	0	0	0	0.0000
0- Allen T/ 2- Tillman D/ 10- Rice S/ 13- McNair Jr. W/ 35- McCants J/	2	04:54	2	03:42	01:12	2-2	0	2	0	0	1	1.0000
0- Allen T/ 2- Tillman D/ 10- Rice S/ 13- McNair Jr. W/ 23- Williams L/	2	03:42	2	01:53	01:49	3-2	1	2	0	0	0	1.0417
0- Allen T/ 1- Avery M/ 10- Rice S/ 13- McNair Jr. W/ 23- Williams L/	2	01:53	2	00:52	01:00	7-7	0	1	0	0	0	1.5086
0- Allen T/ 10- Rice S/ 13- McNair Jr. W/ 15- Peake M/ 23- Williams L/	2	00:52	2	00:51	00:01	0-1	-1	0	0	0	0	0.0000
0- Allen T/ 1- Avery M/ 10- Rice S/ 13- McNair Jr. W/ 23- Williams L/	2	00:51	2	00:00	00:52	7-6	1	1	0	0	0	1.4000



New Mexico at New Mexico St.

11/30/21 Pan American Center, Las Cruces
 NM State vs. New Mexico

Officials: Michael Greenstein, Chris Rastatter, Mike Scyphers

New Mexico

Lineup	Time	Score	Score Diff	Pts/Min	Reb	Stl	Tov	Ass	PPP
4- Kuac E/ 5- Mashburn, Jr. J/ 10- House J/ 13- Johnson J/ 21- Allen-Tovar J/	10:39	25-17	8	2.3474	9	0	2	5	1.3186
5- Mashburn, Jr. J/ 10- House J/ 13- Johnson J/ 24- Todd T/ 35- Muscadin G/	05:34	12-12	0	2.1557	3	0	0	1	1.3333
10- House J/ 13- Johnson J/ 21- Allen-Tovar J/ 24- Todd T/ 35- Muscadin G/	04:44	13-12	1	2.7465	6	1	1	2	1.3320
4- Kuac E/ 10- House J/ 13- Johnson J/ 21- Allen-Tovar J/ 24- Todd T/	03:32	13-6	7	3.6792	3	2	1	2	1.5258
1- Singleton S/ 4- Kuac E/ 5- Mashburn, Jr. J/ 10- House J/ 21- Allen-Tovar J/	02:57	4-3	1	1.3559	4	0	0	0	0.8197
1- Singleton S/ 5- Mashburn, Jr. J/ 10- House J/ 13- Johnson J/ 35- Muscadin G/	02:53	7-6	1	2.4277	1	0	1	2	1.5766
1- Singleton S/ 4- Kuac E/ 5- Mashburn, Jr. J/ 13- Johnson J/ 21- Allen-Tovar J/	02:09	5-11	-6	2.3256	2	0	2	1	1.0000
1- Singleton S/ 4- Kuac E/ 13- Johnson J/ 21- Allen-Tovar J/ 24- Todd T/	01:54	4-3	1	2.1053	3	0	0	0	0.9524
5- Mashburn, Jr. J/ 10- House J/ 13- Johnson J/ 21- Allen-Tovar J/ 35- Muscadin G/	01:52	5-4	1	2.6786	4	0	1	1	1.6667
1- Singleton S/ 4- Kuac E/ 10- House J/ 13- Johnson J/ 21- Allen-Tovar J/	01:51	2-4	-2	1.0811	1	1	0	1	0.5000
5- Mashburn, Jr. J/ 10- House J/ 13- Johnson J/ 21- Allen-Tovar J/ 24- Todd T/	01:25	10-15	-5	7.0588	3	0	1	0	1.3736
1- Singleton S/ 4- Kuac E/ 5- Mashburn, Jr. J/ 10- House J/ 35- Muscadin G/	00:17	1-0	1	3.5294	0	0	0	0	2.2727
1- Singleton S/ 5- Mashburn, Jr. J/ 10- House J/ 24- Todd T/ 35- Muscadin G/	00:13	0-1	-1	0.0000	0	0	0	0	0.0000
1- Singleton S/ 5- Mashburn, Jr. J/ 10- House J/ 21- Allen-Tovar J/ 35- Muscadin G/	00:00	0-0	0	NaN	0	0	0	0	0.0000
1- Singleton S/ 13- Johnson J/ 21- Allen-Tovar J/ 24- Todd T/ 35- Muscadin G/	00:00	0-0	0	NaN	0	0	0	0	0.0000



New Mexico at New Mexico St.

11/30/21 Pan American Center, Las Cruces
 NM State vs. New Mexico

Officials: Michael Greenstein, Chris Rastatter, Mike Scyphers

New Mexico St.

Lineup	Time	Score	Score Diff	Pts/Min	Reb	Stl	Tov	Ass	PPP
0- Allen T/2- Tillman D/ 10- Rice S/ 13- McNair Jr. W/ 35- McCants J/	10:58	29-21	8	2.6444	7	1	0	5	1.3628
0- Allen T/ 1- Avery M/ 2- Tillman D/ 10- Rice S/ 13- McNair Jr. W/	06:45	6-20	-14	0.8889	5	0	4	0	0.4870
0- Allen T/ 1- Avery M/ 10- Rice S/ 13- McNair Jr. W/ 23- Williams L/	04:37	21-20	1	4.5487	3	0	0	0	1.5672
0- Allen T/2- Tillman D/ 10- Rice S/ 13- McNair Jr. W/ 23- Williams L/	03:00	4-6	-2	1.3333	2	0	1	0	0.9259
0- Allen T/2- Tillman D/ 10- Rice S/ 23- Williams L/ 42- Alok Y/	02:18	6-6	0	2.6087	2	0	0	2	1.7442
0- Allen T/3- Pryor N/ 13- McNair Jr. W/ 15- Peake M/ 23- Williams L/	01:54	3-4	-1	1.5789	2	0	0	0	0.9036
0- Allen T/ 4- McKinney Jr. M/ 10- Rice S/ 15- Peake M/ 42- Alok Y/	01:32	3-6	-3	1.9565	1	0	2	0	0.6757
0- Allen T/ 10- Rice S/ 13- McNair Jr. W/ 15- Peake M/ 35- McCants J/	01:29	3-5	-2	2.0225	2	0	1	0	1.0000
0- Allen T/ 1- Avery M/ 10- Rice S/ 13- McNair Jr. W/ 15- Peake M/	01:23	4-1	3	2.8916	2	0	0	1	2.0000
0- Allen T/2- Tillman D/ 4- McKinney Jr. M/ 10- Rice S/ 13- McNair Jr. W/	01:17	2-3	-1	1.5584	1	0	0	0	1.0000
0- Allen T/2- Tillman D/ 10- Rice S/ 13- McNair Jr. W/ 15- Peake M/	01:15	3-0	3	2.4000	2	0	0	0	1.5000
0- Allen T/2- Tillman D/ 4- McKinney Jr. M/ 10- Rice S/ 42- Alok Y/	01:11	1-0	1	0.8451	3	0	0	0	0.5319
1- Avery M/ 10- Rice S/ 13- McNair Jr. W/ 15- Peake M/ 23- Williams L/	00:56	6-5	1	6.4286	1	0	0	2	3.0000
1- Avery M/ 2- Tillman D/ 10- Rice S/ 13- McNair Jr. W/ 23- Williams L/	00:40	3-0	3	4.5000	1	0	0	0	3.0000
0- Allen T/ 1- Avery M/ 4- McKinney Jr. M/ 10- Rice S/ 13- McNair Jr. W/	00:27	0-2	-2	0.0000	1	1	1	0	0.0000
0- Allen T/ 10- Rice S/ 13- McNair Jr. W/ 23- Williams L/ 35- McCants J/	00:17	0-1	-1	0.0000	0	0	0	0	0.0000
0- Allen T/ 10- Rice S/ 13- McNair Jr. W/ 15- Peake M/ 23- Williams L/	00:01	0-1	-1	0.0000	0	0	0	0	0.0000
0- Allen T/2- Tillman D/ 10- Rice S/ 35- McCants J/ 42- Alok Y/	00:00	0-0	0	NaN	0	0	0	0	0.0000