



WYOMING

COWBOYS

GAME NOTES

Nick Seeman, Assistant AD for Media and Public Relations - Cell Phone: 612-741-0550 - Email: nseeman@uwyo.edu

Game Information

Game 17: vs. New Mexico
Saturday, Jan. 22 | 5:30 p.m. MT
Laramie, Wyo. | Arena-Auditorium
TV: CBS Sports Network
Play-By-Play: Alex Del Barrio
Color: Dan Dickau
Radio: Cowboy Sports Network
Play-by-Play: Reece Monaco
Color: Kevin McKinney
Live Audio/Stats: GoWyo.com

Schedule/Results

Date	Time	Opponent	Result
11/10	7 p.m.	Detroit	W, 85-47
11/14	2 p.m.	Ark-Pine Bluff	W, 85-45
11/18	9 p.m.	Washington	W, 77-72, OT
11/22	7 p.m.	Grand Canyon	W, 68-61
11/26	7 p.m.	Hastings College	W, 108-59
11/29	8 p.m.	Cal State Fullerton	W, 79-66
12/2	7 p.m.	Denver	W, 77-64
12/4	2 p.m.	McNeese State	W, 79-58
12/8	8 p.m.	No. 8 Arizona	L, 94-65
12/11	8 P.M.	Utah Valley	W, 74-62
12/22	3 p.m.	Stanford ^	L, 63-66
12/23	4:30 p.m.	Northern Iowa ^	W, 71-69
12/25	11:30 a.m.	South Florida ^	W, 77-57
1/1	2 p.m.	Boise State*	Postponed
1/8	5 p.m.	at Fresno State*	Postponed
1/12	8 p.m.	San Diego State*	Postponed
1/15	7 p.m.	at Utah State*	W, 71-69
1/17	6 p.m.	at Nevada*	W, 77-67
1/18	7 p.m.	San Jose State*	W, 84-69
1/22	5:30 p.m.	New Mexico*	CBSSN
1/25	7 p.m.	at Boise State*	Stadium
1/28	4 p.m.	at Air Force*	MW Network
1/31	6 p.m.	Colorado State*	FS1
2/8	7 p.m.	Utah State*	Stadium
2/12	7 p.m.	at San Jose State*	Stadium
2/15	TBA	at New Mexico*	Stadium
2/19	2 p.m.	Air Force*	AT&T SportsNet
2/23	7 p.m.	at Colorado State*	CBSSN
2/26	6 p.m.	Nevada*	CBSSN
3/2	8:30 p.m.	at UNLV*	FS1
3/5	2 p.m.	Fresno State*	Stadium
3/9	TBD	MW Tournament	MW Network
3/10	TBD	MW Tournament	CBSSN
3/11	TBD	MW Tournament	CBSSN
3/12	TBD	MW Tournament	CBS

* MW Conference Games

Did You Know?

- Usually the third weekend in January, National Fruitcake Toss Day challenges us to chuck the fruitcake as far as we can. The first Great Fruitcake Toss was held in Manitou Springs, Colorado on January 3, 1996. Each year the entrants compete to see who can hurl or toss their fruitcakes the farthest.

Wyoming Cowboys

(14-2 Overall, 3-0 Mountain West)

Projected Starters		Pos.	Ht.	Wt.	Cl.	Hometown	PPG	RPG	APG
0	Drake Jeffries	G	6-5	185	Sr.	Mattoon, Ill.	11.2	4.8	0.7
5	Brendan Wenzel	G	6-7	212	So.	San Antonio, Texas	4.9	2.1	0.5
10	Hunter Thompson	F	6-10	235	Sr.	Pine Bluffs, Wyo.	3.8	2.3	0.4
24	Hunter Maldonado	G	6-7	200	Sr.	Colorado Springs, Colo.	17.3	5.8	6.8
25	Jeremiah Oden	F	6-8	180	So.	Chicago, Ill.	8.8	4.9	0.5
Bench		Pos.	Ht.	Wt.	Cl.	Hometown	PPG	RPG	APG
2	Deng Dut	G	6-4	190	So.	Melbourne, Australia	0.7	0.8	1.1
11	Eoin Nelson	F	6-10	225	Jr.	Dublin, Ireland	1.1	0.9	0.0
15	Nate Barnhart	F	7-0	185	Fr.	Lenexa, Kan.	N/A		
21	Noah Reynolds	G	6-3	195	Fr.	Peoria, Ill.	4.1	1.3	0.8
22	Kenny Foster	G	6-5	190	Jr.	Aurora, Colo.	2.0	2.3	0.8
31	Cort Roberson	G	6-0	175	Fr.	Arlington, Wash.	N/A		
33	Graham Ike	F	6-9	245	So.	Aurora, Colo.	20.0	8.5	1.4
40	Ben Bowen	G	6-5	185	Fr.	Highlands Ranch, Colo.	N/A		
53	Xavier DuSell	G	6-4	190	So.	Scottsdale, Ariz.	10.8	2.9	1.7
55	John Grigsby	F	6-9	215	So.	Louisville, Colo.	0.8	0.3	0.0

Head Coach:

Jeff Linder (Western State)
UW Record: 28-13, 2nd Season
Overall Record: 108-63, 6th season
Ken DeWeese (Mary Hardin-Baylor)
Shaun Vandiver (Colorado)
Sundance Wicks (Northern State)

Assistant Coaches:



New Mexico Lobos

(7-11 overall, 0-5 Mountain West)

Projected Starters		Pos.	Ht.	Wt.	Cl.	Hometown	PPG	RPG	APG
3	Sebastian Forsling	C	7-0	240	Fr.	Floda, Sweden	1.9	1.9	0.3
5	Jamal Mashburn Jr.	G	6-2	185	So.	Miami, Fla.	17.7	2.7	2.1
10	Jaelen House	G	6-0	155	Jr.	Phoenix, Ariz.	16.0	3.2	4.8
13	Javonté Johnson	G	6-6	190	So.	Colorado Springs, Colo.	9.0	5.1	0.6
24	Taryn Todd	G	6-5	180	R-So.	Vaughan, Ontario	5.4	2.9	0.9
Bench		Pos.	Ht.	Wt.	Cl.	Hometown	PPG	RPG	APG
0	KJ Jenkins	G	6-2	175	R-Jr.	Atlanta, Ga.	10.9	2.0	0.9
1	Saquan Singleton	G	6-6	190	Sr.	Bronx, N.Y.	5.6	4.0	1.6
2	Safi Fino-A-Laself	G	5-11	165	Jr.	Las Cruces, N.M.	N/A		
4	Emmanuel Kuac	G	6-7	200	Jr.	Calgary, Alberta, Canada	4.2	4.3	0.5
20	Clay Patterson	G	6-1	180	R-Sr.	Rio Rancho, N.M.	5.0	0.0	0.0
21	Jay Allen-Tovar	F	6-9	217	Jr.	San Jose, Calif.	6.2	4.6	0.5
30	Jeremiah Francis III	G	6-1	205	Jr.	Columbus, Ohio	2.0	0.7	1.9
33	Jordan Arroyo	F	6-7	210	Sr.	Albuquerque, N.M.	0.0	1.0	0.0
34	Birima Seck	F	6-11	200	Fr.	Dakar, Senegal	0.4	2.5	0.5

Head Coach:

Richard Pitino (Providence, 2005)
New Mexico Record: 7-11, First Year
Overall Record: 159-137, 10th Year

Assistant Coaches:

Andy Hill (Eastern Washington '00),
Isaac Chew (Avila University '99),
Eric Brown (Cal State-Northridge '98)
Dan McHale (Kentucky, '01)



BY THE NUMBERS STAT COMPARISON

	PPG	OPPG	FG%	OFG%	3FG%	O3FG%	FT%	RPG	APG	TOPG	SPG	BPG
Wyoming	77.5	64.1	.481	.397	.368	.276	.703	35.7	12.7	10.1	4.4	2.1
New Mexico	76.9	78.1	.433	.447	.351	.319	.726	34.8	12.6	12.1	6.1	5.0



Know The Foe

Wyoming Quick Facts

Location: Laramie, Wyo.
Enrollment: 11,829
President: Edward Seidel
Athletics Director: Tom Burman
School Colors: Brown & Gold
Home Arena: Arena-Auditorium
21-22 Record: 14-2
22-22 MW Record: 3-0
Starters R/L: 3/2
Letterwinners R/L: 9/2
Head Coach: Jeff Linder (2nd Season)
Alma Mater: Western State

New Mexico Quick Facts

Location: Albuquerque, N.M.
Enrollment: 25,441
School Colors: Cherry and Silver
21-22 Record: 7-11
21-22 MW Record: 0-5
Current W/L: Lost 5
Starters R/L: 0/5
Letterwinners R/L: N/A
Head Coach: Richard Pitino
Alma Mater: Providence '05
SJSU Record: 7-11 (1st Year)
Overall Record: 159-137 (10th Year)

New Mexico Series History

Overall Series: Wyoming trails 70-75
Series Began: Dec. 19, 1950
Wyoming Record at Home: 41-26
Wyoming Record on the Road: 24-45
Wyoming Record on Neutral Sites: 5-4
UW Head Coach Jeff Linder vs.: 2-0
Longest UW Win Streak: 10, 1950-55
Longest UNM Win Streak: 8, 2011-14
Largest UW Margin of Victory: 40, 101-61 in 1958
Largest UNM Margin of Victory: 45, 100-55 in 2008
Most Points Scored by UW: 114 in 2018
Most Points Scored by UNM: 119 in 2018
Last Meeting: Feb. 19, 2021, Wyoming won 79-67 in Colorado Springs

Last 10 Meetings

Date	Score	Site
2/19/21	W, 79-67	Colorado Springs, Colo.
2/17/21	W, 83-74 OT	Colorado Springs, Colo.
2/8/20	L, 97-68	Albuquerque, N.M.
12/7/19	L, 79-65	Laramie, Wyo.
3/13/19	L, 78-68	Las Vegas, Nev.
3/9/19	W, 88-81	Laramie, Wyo.
1/19/19	L, 83-53	Albuquerque, N.M.
3/8/18	L, 85-75	Las Vegas, Nev.
2/20/18	L, 119-114	Laramie, Wyo.
1/10/18	L, 75-66	Albuquerque, N.M.

Cowboys Host New Mexico in Gold Rush on Saturday

The Wyoming Cowboys continue their brief homestand hosting New Mexico on Saturday at 5:30 p.m. in the Arena-Auditorium in a contest on CBS Sports Network. Saturday's contest is a Gold Rush with the first 1,000 fans in attendance will receiving a FREE replica jersey t-shirt.

Fans may order tickets online at GoWyo.com/tickets, by emailing tickets@uwyo.edu or by calling (307) 766-7220.

Fans can listen to the contest, as well as follow stats on GoWyo.com. The contest will be broadcast live on radio over the 26 affiliate stations of the Cowboy Sports Network, as Reece Monaco will have the call with Kevin McKinney on color.

About The Teams

Wyoming heads into the contest winners of five-straight games and own a 14-2 overall record and a 3-0 mark in conference play. The Pokes are second in the conference this season averaging 77.5 points per game. Wyoming is knocking down 9.4 threes per game for second in the conference and have hit 10 or more in back-to-back games and four of the last five contests. Defensively, opponents are shooting 28 percent from behind the arc, as UW ranks second in the MW and No. 14 in the nation.

The Lobos head into the contest with a 7-11 overall record and a 0-5 mark in conference play. New Mexico fell at Colorado State on Wednesday by a score of 80-74. UNM averages 76.9 points per game, but are allowing 78.1 per contest. New Mexico is shooting 43 percent from the field with opponents shooting 45 percent.

About The Players

Wyoming is led in scoring by Graham Ike at 20 points per game, a number that leads the MW conference and ranks No. 22 in the nation. He missed Wednesday's contest against San Jose State He also leads the team grabbing 8.5 rebounds per game to rank fifth in the MW. Hunter Maldonado adds 17.3 points per game to rank eighth in the conference. He leads the team with 6.7 assists per game to lead the conference and rank fourth in the nation. Drake Jeffries adds 11.2 points per game. He leads the conference and ranks fifth in the nation shooting 48.6 percent from behind the arc.

The Lobos are led in scoring by Jamal Mashburn Jr. at 17.7 points per game. He has 32 threes on the season, as he is tied for second on the team. Jaelen House adds 16 points per game and leads the team with 82 assists. Gethro Muscadin leads the team grabbing 5.3 rebounds per game.

About The Series

Wyoming is 70-75 all-time against the Lobos in a series that dates back to 1950. The Pokes are 41-26 against the Lobos in Laramie. Wyoming took both meetings last season that took place in Colorado Springs.

Up Next

Wyoming heads to Boise State on Tuesday evening for a 7 p.m. start in a contest on the MW Network and Stadium.



Mountain West Update
as of Jan. 18

Team (AP/Coaches)	CONFERENCE						OVERALL							
	W	L	Pct.	Home	Away	Neutral	W	L	Pct.	Home	Away	Neutral	Last 10	Strk
Boise State (-/RV)	4	0	1.000	2-0	2-0	0-0	13	4	.765	7-2	3-1	3-1	10-0	W10
Wyoming	3	0	1.000	1-0	2-0	0-0	14	2	.875	7-0	5-1	2-1	8-2	W5
San Diego State (RV/RV)	2	0	1.000	1-0	1-0	0-0	10	3	.769	7-0	1-2	2-1	8-2	W5
Colorado State (RV/23)	4	1	.800	3-0	1-1	0-0	14	1	.933	9-0	1-1	4-0	9-1	W3
Fresno State	3	1	.750	2-0	1-1	0-0	13	4	.765	9-0	2-4	2-0	7-3	W3
UNLV	2	2	.500	1-2	1-0	0-0	10	7	.588	7-3	1-2	2-2	6-4	W1
Nevada	2	2	.500	1-2	1-0	0-0	8	7	.533	5-3	1-3	2-1	7-3	L1
Air Force	1	3	.250	1-1	0-2	0-0	8	7	.533	5-1	1-5	2-1	4-6	L3
Utah State	1	4	.200	0-1	1-3	0-0	10	8	.556	4-3	2-4	4-1	4-6	L3
San José State	0	4	.000	0-2	0-2	0-0	7	9	.438	6-3	1-6	0-0	4-6	L4
New Mexico	0	5	.000	0-2	0-3	0-0	7	11	.389	6-5	1-4	0-2	2-8	L5

UP NEXT IN THE MW

Thursday, January 20
BOISE STATE at UTAH STATE* (MWN) 7 p.m. MT
UNLV at AIR FORCE* (MWN) 7 p.m. MT

Friday, January 21
FRESNO STATE at NEVADA* (FS1) 8 p.m. PT

Saturday, January 22
COLORADO STATE at AIR FORCE* (FS1) Noon MT
SAN JOSÉ STATE at UNLV* (MWN/Stadium) Noon PT
NEW MEXICO at WYOMING* (CBSSN) 5:30 p.m. MT
BOISE STATE at SAN DIEGO STATE* (CBSSN) 6:30 p.m. PT

Monday, January 24
UNLV at SAN DIEGO STATE* (CBSSN) 6 p.m. PT

Tuesday, January 25
FRESNO STATE at NEW MEXICO* (Stadium) 7 p.m. MT
NEVADA at COLORADO STATE* (FS1) 7 p.m. MT
WYOMING at BOISE STATE* (MWN/Stadium) 7 p.m. MT
AIR FORCE at SAN JOSÉ STATE* (MWN) 7 p.m. PT

Wednesday, January 26
SAN DIEGO STATE at UTAH STATE* (FS1) 8:30 p.m. MT

Friday, January 28
WYOMING at AIR FORCE* (MWN) 4 p.m. MT
SAN JOSÉ STATE at NEW MEXICO* (MWN) 7 p.m. MT
UNLV at COLORADO STATE* (FS1) 7 p.m. MT
BOISE STATE at FRESNO STATE* (FS1) 8 p.m. PT

Saturday, January 29
UTAH STATE at NEVADA* (CBSSN) 7 p.m. PT

Monday, January 31
COLORADO STATE at WYOMING* (FS1) 6 p.m. MT
NEW MEXICO at SAN DIEGO STATE* (FS1) 7 p.m. PT

A LOOK BACK IN THE MW

Wednesday, January 19
WYOMING 84, SAN JOSÉ STATE 69* (MWN)
COLORADO STATE 80, NEW MEXICO 74* (CBSSN)

Tuesday, January 18
BOISE STATE 62, AIR FORCE 56* (CBSSN)
FRESNO STATE 61, UTAH STATE 54* (CBSSN)
UNLV at SAN DIEGO STATE* (CBSSN) Postponed

Monday, January 17
WYOMING 77, NEVADA 67* (FS1)
UNLV 81, SAN JOSÉ STATE 56* (CBSSN)

Saturday, January 15
NEVADA 75, AIR FORCE 68* (CBSSN)
BOISE STATE 71, NEW MEXICO 63* (FS1)
COLORADO STATE 78, SAN JOSÉ STATE 42* (Stadium)
WYOMING 71, UTAH STATE 69* (MWN/Stadium)
SAN DIEGO STATE at NEW MEXICO* (CBSSN) Postponed

Friday, January 14
FRESNO STATE 73, UNLV 68* (FS1)

Wednesday, January 12
COLORADO STATE 77, UTAH STATE 72* (CBSSN)
BOISE STATE 85, NEVADA 70* (FS1)
SAN DIEGO STATE at WYOMING* (CBSSN) Postponed

Tuesday, January 11
FRESNO STATE 79, SAN JOSÉ STATE 59* (MWN)
UNLV 85, NEW MEXICO 56* (CBSSN)

MOUNTAIN WEST BROADCAST GUIDE

Visit TheMW.com/Guide for complete broadcast information for all MW sports. This page will be updated in real-time and will continue to grow as MW broadcast schedules are announced.

21-22 MW Players of the Week

- Nov. 15 - Justin Bean - Utah State
- Nov. 22 - Justin Bean - Utah State
- Nov. 29 - AJ Walker - Air Force
- Dec. 6 - Graham Ike - Wyoming
- Dec. 13 - David Roddy - Colorado State
- Dec. 20 - Grant Sherfield - Nevada
- Dec. 27 - Hunter Maldonado - Wyoming
- Jan. 3 - Keshad Johnson, SDSU
- Jan. 10 - Matt Bradley, SDSU
- Jan. 17 - Orlando Robinson, Fresno State

Game #16: Wyoming 84 San Jose State 69
Jan. 19, 2022 | Laramie, Wyo. | Arena-Auditorium

Official Basketball Box Score - Game Totals - Final Statistics
San Jose St. vs Wyoming
01/19/22 7:00 pm at Laramie, WY

San Jose St. 69 • 7-9,0-4 Mountain

#	Player	Total			3-Ptr			Rebounds			PF	TP	A	TO	Blk	Stl	Min
		FG	FGA	FT	FTA	FG	FGA	FT	FTA	Off							
02	Shon Robinson	r	5-9	1-2	3-3	1	4	5	1	14	0	2	0	0	22		
15	Trey Anderson	r	5-10	3-5	0-0	0	1	1	4	13	0	3	0	0	31		
31	Tibet Gorener	r	3-9	2-6	3-3	2	7	9	3	11	0	0	0	0	30		
10	Omari Moore	g	6-13	0-1	3-5	2	2	4	1	15	8	4	2	2	38		
44	Trey Smith	g	2-5	1-3	0-0	0	2	2	1	5	2	0	0	0	37		
00	Myron Arney, Jr.	0	0-2	0-1	0-0	0	0	0	2	0	1	0	0	1	8		
01	Caleb Simmons	0	2-3	1-2	0-0	0	0	0	4	5	0	1	0	0	10		
13	Alvaro Cardenas	0	2-4	0-1	2-2	0	3	3	3	6	1	0	0	2	24		
	Team					0	2	2									
	Totals		25-55	8-21	11-13	5	21	26	19	69	12	10	2	5	200		

FG % 1st Half: 14-29 48.3% 2nd half: 11-26 42.3% Game: 25-55 45.5%
3FG % 1st Half: 4-12 33.3% 2nd half: 4-9 44.4% Game: 8-21 38.1%
FT % 1st Half: 5-5 100.0% 2nd half: 6-8 75.0% Game: 11-13 84.6%

Wyoming 84 • 14-2,3-0 Mountain

#	Player	Total			3-Ptr			Rebounds			PF	TP	A	TO	Blk	Stl	Min
		FG	FGA	FT	FTA	FG	FGA	FT	FTA	Off							
10	Hunter Thompson	r	2-3	2-3	0-0	0	4	4	2	6	0	1	1	1	32		
25	Jeremiah Oden	r	6-9	0-2	2-2	0	8	8	0	14	0	0	2	1	32		
00	Drake Jeffries	g	5-12	5-12	0-1	1	4	5	1	15	1	0	1	0	40		
05	Brendan Wenzel	g	5-5	2-2	3-4	1	2	3	3	15	0	3	0	0	27		
24	Hunter Maldonado	g	6-14	1-4	7-9	0	5	5	3	20	12	3	0	1	39		
11	Eoin Nelson	0	0-0	0-0	0-0	0	0	0	1	0	0	0	0	0	2		
21	Noah Reynolds	0	5-7	3-3	1-2	0	3	3	3	14	1	1	0	1	28		
	Team					1	1	2									
	Totals		29-50	13-26	13-18	3	27	30	13	84	14	8	4	4	200		

FG % 1st Half: 15-26 57.7% 2nd half: 14-24 58.3% Game: 29-50 58.0%
3FG % 1st Half: 9-17 52.9% 2nd half: 4-9 44.4% Game: 13-26 50.0%
FT % 1st Half: 6-8 75.0% 2nd half: 7-10 70.0% Game: 13-18 72.2%

Officials: Kelly Pfeifer, Larry Spaulding, Chris Rastatter
Technical fouls: San Jose St.-None, Wyoming-None.
Attendance: 4371
2021-22 Men's Basketball. Round: 0. San Jose St. vs Wyoming. Played at Arena-A

Score by periods	1st	2nd	Total
San Jose St.	37	32	69
Wyoming	45	39	84

Shorthanded Cowboys Roar
Past Spartans Late, 84-69

Despite missing one of the leading scorers in the Mountain West in Graham Ike, the shorthanded Wyoming Cowboys roared past the San Jose State Spartans in the final 11 minutes picking up the 84-69 victory to pick up their fifth-straight win. The Pokes improve to 14-2 overall and 3-0 in MW play.

"That was a gutsy effort," UW head coach Jeff Linder said. "We knew we were coming off the same situation that San Jose State was. We were playing our third game in six days where we didn't have time to practice much in between games. This was a hard game, and then with Graham (Ike) not playing guys had to adjust. We said no excuses."

Wyoming outscored the Spartans 28-14 in the final 11:40 of the contest and shot 58 percent from the field in the second frame on their way to the win. Wyoming is 13-0 when scoring 70 or more points this season.

"We felt like especially in the second half and playing at 7,220 that hopefully that would take effect, and I think that did," Linder said. "Our defensive effort was strong, and we made some good adjustments. Coach (Ken) DeWeese came up with playing Maldo (Hunter Maldonado) at the five spot and playing smaller there. They (San Jose State) were playing really small and that was causing us some problems. We made some good adjustments and our guys implemented those adjustments and finished the game like we have all year -- we found ways to get stops."

The Pokes were led by Hunter Maldonado with 20 points and a career-high 12 assists. He had 10 helpers in the first half, which was the most in a half in school history. Drake Jeffries and Brendan Wenzel each added 15 points. Jeffries had 15 points in the first half all from beyond the arc. Wenzel's 15 points was a career best. Jeremiah Oden added 14 points and led the team with eight rebounds. Noah Reynolds added 14 points off the bench for a career high. He was 3-of-3 from behind the arc.



Alphabetical Roster

No.	Name	Pos.	Ht.	Wt.	Cl.	Exp.	Hometown (Last School)
15	Nate Barnhart	F	7-0	185	Fr.	HS	Lenexa, Kan. (DeSoto)
40	Ben Bowen	G	6-5	185	Fr.	HS	Highlands Ranch, Colo. (Mountain Vista)
53	Xavier DuSell	G	6-4	190	So.	1L	Scottsdale, Ariz. (AZ Compass Prep)
2	Deng Dut	G	6-4	190	So.	JC	Melbourne, Australia/ Coll. of S. Idaho
22	Kenny Foster	G	6-5	190	Jr.	2L	Aurora, Colo. (Smoky Hill)
55	John Grigsby	F	6-9	215	So.	1L	Louisville, Colo. (Park Center)
33	Graham Ike	F	6-9	245	So.	1L	Aurora, Colo. (Overland)
0	Drake Jeffries	G	6-5	185	Sr.	1L	Mattoon, Ill. (Indian Hills CC)
24	Hunter Maldonado	G	6-7	200	Sr.	3L	Colorado Springs, Colo. (Vista Ridge)
11	Eoin Nelson	F	6-10	225	Jr.	1L	Dublin, Ireland (Otero JC)
25	Jeremiah Oden	F	6-8	180	So.	1L	Chicago, Ill. (Sunrise Christian Academy)
21	Noah Reynolds	G	6-3	195	Fr.	HS	Peoria, Ill. (Notre Dame HS)
31	Cort Roberson	G	6-0	175	Fr.	HS	Arlington, Wash. (Stanwood)
10	Hunter Thompson	F	6-10	235	Sr.	3L	Pine Bluffs, Wyo. (Pine Bluffs)
5	Brendan Wenzel	G	6-7	212	So.	SQ	San Antonio, Texas (Utah)

Numerical Roster

No.	Name	Pos.	Ht.	Wt.	Cl.	Exp.	Hometown (Last School)
0	Drake Jeffries	G	6-5	185	Sr.	1L	Mattoon, Ill. (Indian Hills CC)
2	Deng Dut	G	6-4	190	So.	JC	Melbourne, Australia/ Coll. of S. Idaho
5	Brendan Wenzel	G	6-7	212	So.	SQ	San Antonio, Texas (Utah)
10	Hunter Thompson	F	6-10	235	Sr.	3L	Pine Bluffs, Wyo. (Pine Bluffs)
11	Eoin Nelson	F	6-10	225	Jr.	1L	Dublin, Ireland (Otero JC)
15	Nate Barnhart	F	7-0	185	Fr.	HS	Lenexa, Kan. (DeSoto)
21	Noah Reynolds	G	6-3	195	Fr.	HS	Peoria, Ill. (Notre Dame HS)
22	Kenny Foster	G	6-5	190	Jr.	2L	Aurora, Colo. (Smoky Hill)
24	Hunter Maldonado	G	6-7	200	Sr.	3L	Colorado Springs, Colo. (Vista Ridge)
25	Jeremiah Oden	F	6-8	180	So.	1L	Chicago, Ill. (Sunrise Christian Academy)
31	Cort Roberson	G	6-0	175	Fr.	HS	Arlington, Wash. (Stanwood)
33	Graham Ike	F	6-9	245	So.	1L	Aurora, Colo. (Overland)
40	Ben Bowen	G	6-5	185	Fr.	HS	Highlands Ranch, Colo. (Mountain Vista)
53	Xavier DuSell	G	6-4	190	So.	1L	Scottsdale, Ariz. (AZ Compass Prep)
55	John Grigsby	F	6-9	215	So.	1L	Louisville, Colo. (Park Center)

Starters and Lettermen Returning/Lost

Starters Returning (3)

No.	Name	Pos.	Ht.	Wt.	Cl.	Exp.	PPG	RPG	APG	GP/GS
10	Hunter Thompson	F	6-10	235	Sr.	3L	7.0	3.8	0.9	24/18
24	Hunter Maldonado	G	6-7	200	Sr.	3L	12.5	6.8	4.6	25/25
53	Xavier DuSell	G	6-4	190	So.	1L	9.7	1.9	0.9	25/11

Starters Lost (2)

No.	Name	Pos.	Ht.	Wt.	Cl.	Exp.	PPG	RPG	APG	GP/GS
1	Marcus Williams	G	6-2	180	Fr.	1L	14.8	2.5	4.3	25/24
3	Kwane Marble	G	6-6	195	So.	1L	9.5	4.1	1.2	23/13

Other Lettermen Returning (6)

No.	Name	Pos.	Ht.	Wt.	Cl.	Exp.	PPG	RPG	APG	GP/GS
0	Drake Jeffries	G	6-5	185	Sr.	1L	7.4	2.7	0.8	25/4
11	Eoin Nelson	F	6-10	225	Jr.	1L	3.1	3.1	0.0	8/0
22	Kenny Foster	G	6-5	190	Jr.	2L	9.1	3.9	0.9	17/12
25	Jeremiah Oden	F	6-8	180	So.	1L	4.0	2.7	0.4	23/11
33	Graham Ike	F	6-9	245	So.	1L	11.2	5.4	0.8	12/7
55	John Grigsby	F	6-9	215	So.	1L	0.0	0.0	0.0	3/0

Newcomers

No.	Name	Pos.	Ht.	Wt.	Cl.	Exp.	Hometown (Last School)
2	Deng Dut	G	6-4	190	So.	JC	Melbourne, Australia/ Coll. of S. Idaho
5	Brendan Wenzel	G	6-7	212	R-Fr.	TR	San Antonio, Texas (Utah)
15	Nate Barnhart	F	7-0	185	Fr.	HS	Lenexa, Kan. (DeSoto)
21	Noah Reynolds	G	6-3	195	Fr.	HS	Peoria, Ill. (Notre Dame HS)
31	Cort Roberson	G	6-0	175	Fr.	HS	Arlington, Wash. (Stanwood)
40	Ben Bowen	G	6-5	185	Fr.	HS	Highlands Ranch, Colo. (Mountain Vista)

(Based on an NCAA policy, the classes listed for each student-athlete on this roster have been moved forward one year. For example: A Jr. last year is now listed as a Sr, even though that individual has been granted an additional year of eligibility by the NCAA)

Pronunciations
 Dut - Ryhms with Hut
 Ike - E-Kay
 Xavier - X - avier

Roster Breakdown

By Class

Seniors (3)

Hunter Maldonado	G	6-7	200
Hunter Thompson	F	6-10	235
Drake Jeffries	G	6-5	185

Juniors (2)

Kenny Foster	G	6-5	190
Eoin Nelson	F	6-10	225

Sophomores (6)

Deng Dut	G	6-4	190
Xavier DuSell	G	6-4	190
John Grigsby	F	6-9	215
Graham Ike	F	6-9	245
Jeremiah Oden	F	6-8	180
Brendan Wenzel	G	6-7	212

Freshman (4)

Nate Barnhart	F	7-0	185
Ben Bowen	G	6-5	185
Noah Reynolds	G	6-3	195
Cort Roberson	G	6-0	175

By Position

Guards (9)

Hunter Maldonado	G	6-7	200
Drake Jeffries	G	6-5	185
Kenny Foster	G	6-5	190
Xavier DuSell	G	6-4	190
Ben Bowen	G	6-5	185
Noah Reynolds	G	6-3	195
Cort Roberson	G	6-0	175
Brendan Wenzel	G	6-7	212
Deng Dut	G	6-4	190

Forwards (6)

Hunter Thompson	F	6-10	235
Eoin Nelson	F	6-10	225
John Grigsby	F	6-9	215
Graham Ike	F	6-9	245
Jeremiah Oden	F	6-8	180
Nate Barnhart	F	7-0	185


By High School or Transfer

High School (11)

Hunter Maldonado	G	6-7	200
Hunter Thompson	F	6-10	235
Kenny Foster	G	6-5	190
Xavier DuSell	G	6-4	190
John Grigsby	F	6-9	215
Graham Ike	F	6-9	245
Jeremiah Oden	F	6-8	180
Ben Bowen	G	6-5	185
Noah Reynolds	G	6-3	195
Cort Roberson	G	6-0	175
Nate Barnhart	F	7-0	185

Transfers (4)


Drake Jeffries	G	6-5	185
Eoin Nelson	F	6-10	225
Brendan Wenzel	G	6-7	212
Deng Dut	G	6-4	190




Drake Jeffries
G, 6-5, 186, Sr.
Mattoon, Ill.



Deng Dut
G, 6-4, 192, So.
Melbourne, Australia



Brendan Wenzel
G, 6-7, 203, So.
San Antonio, Texas.



Hunter Thompson
F, 6-10, 232, Sr.
Pine Bluffs, Wyo.



Eoin Nelson
F, 6-10, 229, Jr.
Dublin, Ireland



Nate Barnhart
F, 7-0, 185, Fr.
Lenexa, Kan.



Noah Reynolds
G, 6-3, 202, Fr.
Peoria, Ill.



Kenny Foster
G, 6-5, 194, Jr.
Aurora, Colo.




Hunter Maldonado
G, 6-7, 203, Sr.
Colorado Springs, Colo.



Jeremiah Oden
F, 6-8, 201, So.
Chicago, Ill.



Cort Roberson
G, 6-0, 160, Fr.
Arlington, Wash.




Graham Ike
F, 6-9, 252, So.
Aurora, Colo.



Ben Bowen
G, 6-5, 170, Fr.
Highlands Ranch, Colo.



Xavier DuSell
G, 6-4, 190, So.
Scottsdale, Ariz.



John Grigsby
F, 6-9, 211, So.
Louisville, Colo.



Jeff Linder
Head Coach
1st Season



MW Preseason Poll

2021-22 MOUNTAIN WEST PREDICTED ORDER OF FINISH

Rank	Team (First-Place Votes)	Points
1.	Colorado State (11)	207
2.	San Diego State (7)	201
3.	Nevada (2)	189
4.	Boise State	147
5.	Utah State	127
6.	Fresno State	119
7.	UNLV	109
8.	New Mexico	79
	Wyoming	79
10.	San José State	40
11.	Air Force	23

Nevada junior Grant Sherfield was selected Mountain West Preseason Player of the Year, while San Diego State senior Matt Bradley was named MW Preseason Newcomer of the Year and UNLV rookie Keshon Gilbert garnered MW Preseason Freshman of the Year honors.

2021-22 PRESEASON ALL-MOUNTAIN WEST TEAM

Pos.	Name	Yr.	Team
G/F	David Roddy	Jr	CSU
G	Isaiah Stevens	Jr.	CSU
F	Orlando Robinson	Jr.	Fresno State
G	Grant Sherfield	Jr.	Nevada
G	Bryce Hamilton	Sr.	UNLV

Preseason Player of the Year
Grant Sherfield, Jr., G, Nevada

Preseason Newcomer of the Year
Matt Bradley, Sr., G, San Diego State

Preseason Freshman of the Year
Keshon Gilbert, G, UNLV

Net Rankings

RANK	PREVIOUS	SCHOOL	CONFERENCE	RECORD	ROAD	NEUTRAL	HOME	QUAD 1	QUAD 2	QUAD 3	QUAD 4
1	2	Gonzaga	WCC	14-2	1-0	3-2	10-0	4-2	1-0	0-0	9-0
2	2	Arizona	Pac-12	14-1	2-1	2-0	10-0	2-1	2-0	4-0	6-0
3	4	Houston	AAC	16-2	3-1	3-1	10-0	1-2	2-0	9-0	4-0
4	5	Baylor	Big 12	16-2	4-0	3-0	9-2	6-1	2-1	2-0	6-0
5	6	Auburn	SEC	17-1	5-0	3-1	9-0	5-1	4-0	5-0	3-0
6	3	Villanova	Big East	13-5	5-3	2-1	6-1	4-4	3-1	2-0	4-0
7	7	Purdue	Big Ten	15-2	2-1	4-0	9-1	4-1	2-1	2-0	7-0
8	9	Kansas	Big 12	15-2	3-1	3-1	9-0	5-1	3-1	3-0	4-0
9	8	LSU	SEC	15-3	1-2	4-0	10-1	4-2	4-1	3-0	4-0
10	10	Kentucky	SEC	15-3	2-2	1-1	12-0	3-2	2-1	1-0	9-0
11	11	Illinois	Big Ten	13-4	3-1	2-1	8-2	1-3	3-1	6-0	3-0
12	12	Duke	ACC	14-3	1-2	2-0	11-1	3-2	1-1	1-0	9-0
13	13	Tennessee	SEC	12-5	2-3	1-2	9-0	2-5	2-0	3-0	5-0
14	14	Texas Tech	Big 12	14-4	1-3	2-1	11-0	4-4	1-0	1-0	8-0
15	15	Xavier	Big East	14-3	3-1	1-1	10-1	3-3	4-0	3-0	4-0
16	16	UCorn	Big East	12-4	1-2	3-1	8-1	2-3	2-1	2-0	6-0
17	17	Wisconsin	Big Ten	15-2	4-1	3-0	8-1	5-1	5-1	1-0	4-0
18	18	Loyola Chicago	MVC	13-2	4-0	2-2	7-0	1-2	2-0	3-0	7-0
19	19	Texas	Big 12	13-5	1-4	1-0	11-1	1-4	3-1	0-0	9-0
20	20	UCLA	Pac-12	11-2	3-0	1-1	7-1	2-1	2-1	1-0	6-0
21	24	Alabama	SEC	12-6	1-3	3-2	8-1	5-5	2-0	5-1	0-0
22	22	Ohio St.	Big Ten	12-4	2-3	1-1	9-0	3-4	1-0	4-0	4-0
23	23	Iowa St.	Big 12	14-4	1-3	2-0	11-1	5-4	1-0	0-0	8-0
24	25	Michigan St.	Big Ten	14-3	3-0	3-2	8-1	2-2	3-0	5-1	4-0
25	21	Iowa	Big Ten	13-5	2-4	1-0	10-1	0-4	4-1	2-0	7-0
26	26	BYU	WCC	13-4	4-2	3-2	6-0	1-2	7-2	2-0	3-0
27	27	Wyoming	Mountain West	13-2	5-1	2-1	6-0	2-1	1-1	4-0	6-0

Interesting, But Not That Interesting: The Cowboys with a win on Saturday could move to 15-2. It would be the best record to a season since the 2014-15 campaign. That season, Wyoming's 15th win came against Boise State. Current Cowboy coach Jeff Linder coached as an assistant for the Broncos and had the scout against the Pokes.

Net Ranking: The Pokes rank No. 27 in the latest NCAA Net Rankings on Thursday. The Cowboys are the highest ranked team in the conference.

Closing Time The Pokes have had strong final 10 minutes in all three conference games this season. The Cowboys are shooting 57 percent from the field in the final 10 minutes of the second frame. The Pokes also hold opponents to 32 percent in the same time frame.

Roaring 20's: Hunter Maldonado added 20 points for the Cowboys on Wednesday evening against San Jose State. It marked the fourth-straight game a Poke has scored 20 or more points. Wyoming has had a player do so in 13 games this season.

Maldonado Helpers: Hunter Maldonado recorded a career-high 12 assists on Wednesday. Maldonado had 10 assists in the first half the most in a half in school history. The previous was nine in the first half by Jay Straight on Feb. 7, 2005. He is adding nearly 10 a game in his last four contests. He ranks fourth in the nation with 6.7 helpers per game.

Off The Bench: Noah Reynolds had quite the game for the Pokes off the bench on Wednesday. He recorded a career-high 14 points for his first career double-digit scoring game. He was a perfect 3-of-3 from behind the arc.

Wenzel Finding Groove: Brendan Wenzel added a career-high 15 points on Wednesday. He has earned back-to-back starts for the first time in his career. He has scored in double-figures three times in his career. He went 5-of-5 from the field against SJSU.

Drake In First Half: Drake Jeffries has been lights out in the first half of games during conference play. He has hit 12 threes in the first frame in conference play and has 35 points in the first frame after 20 against Nevada and 15 against SJSU.

Players Out: The Pokes had three players out against SJSU in Graham Ike, Xavier DuSell and Kenny Foster. That group counted for 38 percent of the Pokes scoring this season.

Oden In Conference Play: Jeremiah Oden has had a strong start to conference play. He added 15 points on Wednesday and last Saturday he added 11 points against Utah State. He grabbed a team-best eight rebounds against SJSU.

Season-Best Shooting: The Pokes tied a season best shooting 58 percent from the field against SJSU. Wyoming also shot 58 percent against Arkansas-Pine Bluff. Wyoming has shot 50 or better from the field in six games this season and in two of the last three after shooting 52 percent at Utah State.

Five in Double-Figures: The Pokes had five players score in double-figures against SJSU. The Pokes were led by Hunter Maldonado with 20 points Drake Jeffries and Brendan Wenzel each added 15 points. Jeremiah Oden added 14 points. Noah Reynolds added 14 points off the bench. All five players picked up the scoring adding points above their season average.

Quite the Duo: The duo of hunter Maldonado and Graham Ike is one of the finest in the nation. The duo averages 37.3 points per game for the season. That is the fourth best in the nation behind duos from Detroit (Davis/Akoc - 38.9), Wright State (Holden/Bigolo - 38.5) and Illinois (Cockburn/Plummer - 37.5).

Road Warriors: The Cowboys won their first two road conference game for the first time since the 2014-15 season. It marked the fifth time the Pokes have done so as members of the MW conference doing so in 11-12, 02-03, 01-02.

Dr. Dish: Guard Hunter Maldonado has 406 assists in his career to rank sixth at Wyoming in career assists. He passed Josh Adams for sixth all-time at UW and five away from passing Fennis Dembo for fifth all-time.

Double-Double Trouble: The Pokes had two players record double-doubles against Nevada. Maldonado had 11 points and 11 assists with Ike adding 24 points and 11 rebounds. It marked the third time this season Wyoming has done so with Maldonado and Ike doing so at Washington and Oden and Ike against McNeese State.



20-21 MW Coaches All-Conference

First Team

Derrick Alston, Jr., Sr., G, Boise State
 David Roddy, So., F, Colorado State
 Grant Sherfield, So., G, Nevada
 Matt Mitchell, Sr., F, San Diego State
 Neemias Queta, Jr., C, Utah State

Second Team

Abu Kigab, Sr., F, Boise State
 Isaiah Stevens, So., G, Colorado State
 Orlando Robinson, So., F, Fresno State
 Jordan Schakel, Sr., G, San Diego State
 Bryce Hamilton, Jr., G, UNLV
 Justin Bean, Jr., F, Utah State

Third Team

A.J Walker, Jr., G, Air Force
 Desmond Cambridge Jr., Jr., G, Nevada
 Makuach Maluach, Sr., G, New Mexico
 David Jenkins, Jr., Jr., G, UNLV
 Marcus Williams, Fr., G, Wyoming

Defensive Team

Nathan Mensah, Jr., F, San Diego State
 Matt Mitchell, Sr., F, San Diego State
 Cheikh Mbacke Diong, Sr., F, UNLV
 Marco Anthony, Jr., G, Utah State
 Neemias Queta, Jr., C, Utah State

Honorable Mention

Adam Thistlewood, Jr., F, Colorado State
 Nathan Mensah, Jr., F, San Diego State
 Richard Washington, Sr., G, San José State
 Hunter Maldonado, Jr., G, Wyoming

Player of the Year: Matt Mitchell, Sr., F, San Diego State

Defensive Player of the Year: Neemias Queta, Jr., C, Utah State

Freshman of the Year: Marcus Williams, G, Wyoming

Newcomer of the Year: Grant Sherfield, So., G, Nevada

Sixth Man of the Year: Alphonso Anderson, Sr., F, Utah State

Coach of the Year: Brian Dutcher, San Diego State

Under 40: The Pokes held Nevada to 39 percent from the field on Monday. The Cowboys held them to 25 percent in the second half. It marked the seventh time this season the Pokes have held the opposition to under 40 percent from the field.

Linder at Home: The Pokes are 7-0 at home this season. Under Jeff Linder the Pokes are 14-5 in home contests after going 7-5 in Laramie a season ago.

Lift Off The Bench: Hunter Thompson gave the Pokes a nice spark off the bench at Nevada. He added 10 points in 18 minutes of action. It marked the second time this season that he has scored in double-figures off the Brown and Gold bench.

Linder on the Road: The Cowboys have been solid on the road under head coach Jeff Linder. Wyoming owns a 10-6 record on the road under Linder after going 5-5 on the road last season.

Great Maldini: The Cowboy assist leader Hunter Maldonado is now the only player in the nation to score over 17 points, have five or more rebounds and six assists per game. He ranks leads the MW with 6.7 assists per game and rank fourth in the nation in helpers after 11 at Nevada and 12 against SJSU..

Mr. Three Ball: Drake Jeffries went 4-of-7 from behind the arc against Utah State and 6-of-11 at Nevada and 5-of-12 against SJSU. He ranks fifth in the nation in three point field goal percentage at 48.6 percent.

Double-Digit Threes: The Pokes knocked down 10 three-pointers against South Florida and 13 against Northern Iowa. The Cowboys have hit 10 or more threes in six games this season after 10 at Nevada and 13 against SJSU. The Pokes add 9.4 threes per game to rank second in the conference and No. 37 in the nation.

Quite the Combo: Against USF, Hunter Maldonado (22 points) and Graham Ike (20 Points) marked the first time the Pokes have had two 20 point scorers in a game since the Mississippi Valley State game last season with 20 or more points from Marcus Williams and Hunter Thompson.

Non-Conference Under Linder: The Pokes finished non-conference action with an 11-2 record. In two seasons under Linder, the Pokes are 17-3 after going 6-1 last season.

In The Second Half: The Cowboys have outscored opponents 653-519 in the second half this season for +8.5 per game in the scoring in the second frame this season. At the Diamond Head Classic, Wyoming outscored South Florida by 20 points in the second frame.

70 or More: The Pokes are 13-0 this season when scoring 70 or more points. In Linder's two seasons, the Pokes are 26-4 when scoring 70 or more points.

80 or Less: The Pokes are 13-1 this season when allowing 80 or fewer points. In Linder's two seasons the Pokes are 23-7 when holding an opponent under 80 points.

Taking Care of Basketball: The Cowboys recorded only eight turnovers against SJSU. Wyoming ranks No. 18 in the nation in the nation with only 10.1 turnovers per game. The Pokes have 10 or fewer turnovers in 10 games this season.

Duo Beyond The Arc: The duo of Drake Jeffries and Xavier DuSell have combined for 90 threes on the season with 54 from Jeffries and 36 from DuSell. The duo is shooting 46 percent from deep. The 90 threes is more than 30 teams in the NCAA have combined this season.

Maldonado Named MW Player of the Week: Guard Hunter Maldonado was named the Mountain West Player of the Week on Dec. 27 after leading the Cowboys to a 2-1 record and earning All-Tournament honors at the Diamond Head Classic. He is the second Cowboy to earn the award this season joining forward Graham Ike. It is the first honor of his career. Maldonado, averaged 19 points per game for the Pokes along with eight assists per game and 5.7 rebounds. He had his hand in 50 of the Cowboys 73 baskets for the tournament. He shot 55 percent from the field and shot 39 percent from behind the arc.

Ike Named MW Player of the Week: The Wyoming Cowboys picked up their first Mountain West Player of the Week award, as forward Graham Ike garnered the honor on Monday morning. It marks the first time in his career he has earned the award. Ike averaged 23.3 points per game for the Week and added 11 rebounds per game. He also shot 57 percent from the field. He has helped lead the Pokes to an 8-0 start for the best for Wyoming since the 2012-13 season.



Head Coach Jeff Linder



Jeff Linder enters his second season as the head coach of the Cowboys. He is the 22nd head coach in Wyoming basketball history. He was named to his position as leader of the Cowboys on March 17, 2020.

Linder led the Pokes to a 14-11 overall record in his first season. The Pokes went 6-1 in conference play including a road win over an Elite Eight team in Oregon State. Wyoming won six total road games on the season

for the most away from Laramie since the 2012-13 season. UW also had a winning record on the road since 2000-01 season.

The Cowboys featured the top offense in the Mountain West in Linder's first season. He revamped the Cowboy offense to averaging 76.5 points per game. Wyoming also led the MW in three-point field goals per game at 10.1. The Pokes ranked No. 12 in the nation in three-point field goals per game as well.

His 2020-21 roster was the fifth youngest in the nation. The Cowboys were a veteran group by season's end recording only 11.3 turnovers per game to rank No. 47 in the nation. The team won three of their last four games and nearly knocked

of nationally ranked San Diego State in the quarterfinals of the MW Tournament.

Linder posted an impressive 80-50 (.615) record in four seasons at Northern Colorado. He was named the Big Sky Coach of the Year during the 2018-19 season leading the Bears to 15 conference wins for a program record. The Bears tied that record of 15 conference wins again in the 2019-20 season. Over the last three seasons, Linder led UNC to the most wins during a three-year stretch in program history, with 69 wins. The Bears also finished in the top-100 of the NCAA NET Rankings.

"Wyoming has a rich basketball tradition which at a young age I was introduced to on the Sports Illustrated cover that featured Cowboy great, Fennis Dembo. From that time on growing up down the road in Denver, I was always rooting for the Cowboys. For me to now have the opportunity to lead this acclaimed program is an honor that I won't take for granted. I will work to build on the storied past built and laid before me and diligently work to make Wyoming basketball a force to be reckoned with."

"The University of Wyoming basketball job is an incredible fit for me and my family," Linder said. "Having grown up in the region and having coached in the Mountain West Conference it was almost too good to be true when Tom Burman called me. My staff and I will make recruiting the region a priority while scanning the globe for student-athletes who fit the





characteristics we want in Cowboy basketball players.

He also helped lead Northern Colorado to its first postseason title in 2017-18, as the Bears won the College Invitational Tournament. It marked the first postseason title for any Colorado school since the 1940 season. It was also the first postseason title for a team from the Big Sky Conference. During the 2017-18 campaign, UNC won a school record 26 games on their way to the CIT Championship. The Bears finished the season ranked in the top-100 of the RPI.

“Cowboy fans will see a team that will play hard and play together as a team,” Linder said. “We will look to play to our player’s strengths and put them in position to best utilize those strengths. Having coached against the current Wyoming players the past three seasons I am confident that they will really fit and flourish in this system. There is great talent on this team and I’m looking forward to coaching them.”

Prior to his time at Northern Colorado, Linder spent six seasons at Boise State with the last three years serving as associate head coach of the Broncos. Linder helped guide Boise State to two NCAA tournament appearances and the team’s first Mountain West Conference Championship during his tenure.”

In 2014-15, his second season as Associate Head Coach, the Broncos tied the school record for wins, going 25-9, including a 14-1 record in the team’s final 15 regular season games. Boise State won 20-or-more games in five of Linder’s six seasons.

Renowned for his offensive game plans, Boise State saw immediate production with Linder on the bench. The Broncos led the conference in scoring in three of his six seasons and finished second in 2014-15. Boise State averaged 76.2 points per game in 2013-14, the second-highest season average for the Broncos in nearly 40 years.

In his first year with at Boise State, Linder helped head coach Leon Rice steer the Broncos to one of its most successful seasons in school history, one that culminated in an appearance in the conference tournament championship game and just the fourth postseason appearance in the last 17 years.

Prior to Boise State, Linder served as an assistant and associate head coach at the University of San Francisco. In 2009-10 at USF, the Dons posted a 12-18 record, including a 9-4 record at home. San Francisco was able to record a memorable highlight on Jan. 30, as the Dons knocked off No. 8 Gonzaga in an 81-77 overtime thriller, which snapped the Bulldogs’ West Coast Conference regular-season winning streak of 27 games.

He also spent time at Weber State. Linder helped the Wildcats to a 36-26 overall record, and in 2006-07 the Wildcats won the Big Sky Conference regular-season and tournament titles and earned a trip to the NCAA Tournament. Linder also recruited Damian Lillard to Weber State, who was selected sixth-overall by the Portland Trail Blazers in the 2012 NBA Draft.

Linder got his start in collegiate coaching as the assistant director of men’s basketball operations at Colorado under head coach Ricardo Patton. After one season at CU, Linder was hired as an assistant coach on David Moe’s staff at Emporia State, where he spent three seasons. Emporia State went 22-5 during his final campaign and earned the third seed in the NCAA Division II Tournament.

Linder moved from Emporia State to Midland Junior College in Midland, Texas, where he spent two seasons as an assistant coach to Grant McCasland. Linder helped coach Midland to

The Linder File

Coaching History

2020-Pres. — Wyoming as Head Coach
 2016-2020 — Northern Colorado as Head Coach
 2010-2016—Boise State (Assistant Coach)
 2008-2010—San Francisco (Assistant Coach)
 2006-2008—Weber State (Assistant Coach)
 2004-2006—Midland (Assistant Coach)
 2001-2004—Emporia State (Assistant Coach)
 2000-2001—Colorado (Assistant Director of Operations)

Postseason Berths (5)

(NCAA Tournament: 3 Appearances)
 (College Invitational Tournament: 1 Championship)
 (College Basketball Invitational: 1 Semifinal Appearance)

2018- College Invitational Tournament
 2015- NCAA Tournament
 2013-NCAA Tournament
 2011-CBI Invitational
 2007-NCAA Tournament

Awards

2018-19 Big Sky Coach of the Year

Notable Accolades

Linder posted an impressive 80-50 (.615) record in four seasons as a head coach

He has coached two Conference Players of the Year in 2018-19

Big Sky Player of the Year Jordan Davis and 2014-15 Mountain

West Player of the Year Derrick Marks

In four seasons at Northern Colorado, Linder mentored three different players that earned first team All-Big Sky honors.

Two of his guard set scoring records during his time at Northern Colorado. Andre Spight is the single-season record holder in scoring in the Big Sky. Jordan Davis is the all-time leading scorer at Northern Colorado.

In two of the last three seasons as a head coach, Linder’s teams have led the nation in fewest three-point attempts allowed.

a 53-16 record during his tenure, and in 2005-06 the team finished 26-10 and made an appearance in the “Elite Eight” at the national junior college tournament.

A native of Lafayette, Colo., he played one season at Mesa State. After his freshman year, Linder transferred to Western State Colorado where he played three seasons under coach Bob Hofman. As a Mountaineer, Linder earned All-Rocky Mountain Conference honors, both on the court and in the classroom, three times.

Linder and his wife, Kelli, have four children, two daughters, Adison and Makalyn, and two sons, Jordan and Devon.



Assistant Coach Ken DeWeese



Ken DeWeese enters his second season on the Cowboy coaching staff. He spent four seasons with Linder at Northern Colorado helping the Bears record 20-plus wins in the last three seasons.

The Cowboys featured the top offense in the Mountain West in his first season with the program. He helped revamped the Cowboy offense to averaging 76.5 points per game. Wyoming also led the MW in three-point field goals per game at 10.1. The Pokes ranked No. 12 in the nation in three-point field goals per game as well.

The Pokes went 6-1 in non-conference play in 2020-21 including a road win over an Elite Eight team in Oregon State. Wyoming won six total road games on the season for the most away from Laramie since the 2012-13 season. UW also had a winning record on the road since 2000-01 season.

“Being at a program like Wyoming in such a great league as the Mountain West is something you can’t beat. Coach Linder and I have gotten to know each other very well over the last four years and we are both excited to help take the Cowboys to the next level.”

DeWeese helped UNC to the most wins during a three-year stretch in program history, with 69 wins. The Bears also finished in the top-100 of the NCAA NET Rankings this past season.

DeWeese has also helped the Bears record 15-wins in Big Sky play in back-to-back seasons for the most in school history. He also helped lead Northern Colorado to its first postseason title in 2017-18, as the Bears won the College Invitational Tournament. It marked the first postseason title for any Colorado school since the 1940 season. It was also the first postseason title for a team from the Big Sky Conference. During the 2017-18 campaign, UNC won a school record 26 games on their way to the CIT Championship. The Bears finished the season ranked in the top-100 of the RPI.

During his time with the Bears he mentored Big Sky Player of the Year Jordan Davis, as well as Defensive Player of the Year Jonah Radabaugh, Sixth Man of the Year Kai Edwards and Freshman of the Year Bodie Hume.

“I’m excited to have coach DeWeese on board with me here at Wyoming,” Linder said. “He has been with me since day one at UNC and was a huge part of what we did there. He will do the same here with the Cowboys. It will be great to continue this journey with him and his family.”

Prior to his time at Northern Colorado, DeWeese helped guide the UTEP to over 120 wins, including three seasons of 22 wins or more and two NIT appearances. Known for his recruiting at UTEP, DeWeese signed 26 players that were on Conference USA commissioner’s Honor Roll selections.

In his first year as an assistant at El Paso, he recruited four-student athletes that went on to earn All-Conference USA honors, including C-USA Defensive Player of the Year. He recruited a consensus national Top 100 recruit, Vincent Hunter. Hunter went on to be C-USA Freshman on the Year in 2013-14 and First Team All-Conference in 2014-15. His 2013 recruiting class was ranked in the Top 25 by numerous media outlets.

In back-to-back years, DeWeese was ranked as the top assistant in C-USA by NextUpRecruits.com and was the second ranked assistant in 2013-14 and ‘14-’15. In six seasons at UTEP the Miners defeated nationally ranked opponents Oregon, Nebraska, Michigan, Texas Tech, New Mexico State, Auburn, Memphis, Tennessee, Xavier and Washington State.

Prior to UTEP, DeWeese spent a season at Utah Valley and four seasons at University of Mary Hardin-Baylor. With the Wolverines at Utah Valley he was in charge of recruiting the 2010 recruiting class, which led to back-to-back winning seasons for UVU, going 19-11 and 20-12 after finishing 12-18 in 2009-10.

DeWeese coached Vince Hunter of the Memphis Grizzlies, Former Conference USA Defensive Player of the Year Julian Washburn of the Memphis Grizzlies and Julian Stone, who played for the Nuggets, Raptors and Hornets. Two of his players also play in the NFL in Cederik Lang of the Eagles and Aaron Jones of the Packers.

As an assistant at Mary Hardin-Baylor (2005-09) as an assistant under his father Ken DeWeese, the Crusaders finished with an 85-27 (.758) in DeWeese’s four seasons and clinched two NCAA (Division III) tournament berths. DeWeese was solely responsible for the recruitment of four student-athletes that helped UMHB reach the 2013 D3 National Championship game.

“One of the cool things about growing up was my father being an assistant coach UTEP in the old Western Athletic Conference and hearing all the stories about how much Don Haskins enjoyed coming to Laramie. So before evening taking this position I always thought of Wyoming as a great college athletics community.”

The many other accolades that DeWeese helped Hardin-Baylor receive were, No. 12 National Ranking in the Top 25 poll, leading all of Division III in field goal percentage, four American Southwest Conference tournament appearances and two division titles. His father has over 800 wins in his career as the head coach.

DeWeese got his start in the coaching ranks at Idaho in 2005 as the Director of Basketball Operations.

Ken and his wife Natalie have three children, Emery, Ellison and Dane.





Assistant Coach Shaun Vandiver



University of Wyoming assistant basketball coach Shaun Vandiver enters his fourth season with the Cowboys and second season under head coach Jeff Linder.

Linder helped mentor freshman Graham Ike during the 2020-21 season. Ike recorded a career-high 32 points against San Jose State in the first round of the MW Tournament. His 32 points was tied for the second most amongst freshman in a single game in the NCAA last season.

The Pokes went 6-1 in non-conference play in 2020-21 including a road win over an Elite Eight team in Oregon State. Wyoming won six total road games on the season for the most away from Laramie since the 2012-13 season. UW also had a winning record on the road since 2000-01 season.

In his first season back with the Brown and Gold, Vandiver helped the Pokes defeat South Carolina for Wyoming's first win against an SEC team in Laramie since he served as a graduate assistant during the 2002-03 season. In his second season, he helped lead the Cowboys to the semifinals of the MW Tournament.

Vandiver was an assistant for the Pokes from 2005-10 serving under head coaches Steve McClain and Heath Schroyer. He also served as a graduate assist at Wyoming for the 2002-03 season.

As a member of the Wyoming coaching staff, Vandiver helped lead the Cowboys to the Championship game of the 2006 Mountain West Tournament. During his time with the Pokes, he mentored nine players who earned All-MW honors.

"I like the way the Cowboy basketball program has progressed, and my goal is to help the coaching staff keep it going and take it to another level," Vandiver said. "I'm just ready to do whatever coach Edwards needs me to do for this program and I'm all in."

Vandiver led the Hornets to five Mid-America Athletic Association tournaments during his time at Emporia State. In his first season as head coach, he became only the second coach in MIAA history to lead his team to the tournament championship game in his first season. Last season, Emporia State nearly knocked off Mizzou on the road before falling to the Tigers 67-62.

Prior to his time as head coach at Emporia State, Vandiver was an assistant coach at Boise State. He was a key part of one of the biggest turnarounds in Boise State history in 2010-11. The Broncos were 22-13 and advanced to the semifinals of the CBI Tournament before falling to the Oregon Ducks 79-71 in Eugene, Ore. The 22 wins were a seven-game improvement over the previous year.

He began his coaching career in 2001-02 as volunteer assistant coach with Colorado while finishing his degree in sociology. In 2002-03, he moved on to Wyoming as a graduate assistant where he helped guide the Cowboys to a 21-11 record and an NIT berth. His first full-time coaching position was at Bowling Green State in 2003-04. He moved on to Northern Colorado for the 2004-05 season as the Bears were finishing their transition to NCAA Division I.

Vandiver transferred to Colorado following his freshman year at Hutchison Community College and was named Big Eight Newcomer of the Year in 1989. His senior season, he led the Buffs to the National Invitation Tournament finals in New York City, where they finished third. He averaged a double-double in his career for the Buffaloes and ended his career as the third leading scorer (1,876) and rebounder (962) in CU history. After earning First-Team All-Big Eight honors as a junior and senior, he was selected by the Golden State Warriors with the 25th pick of the 1991 NBA Draft. After his collegiate career, Vandiver enjoyed a nine-year professional playing career in Europe. He played for teams in: Bologna, Italy (1991-92); Bilbao, Spain (1992-93); Girona, Spain (1993-94); Reggio Calabria, Italy (1994-95); Las Palmas, Spain (1995-97); and Madrid, Spain (1997-2001).

Vandiver, a native of Bolingbrook, Ill., is married to the former Danielle Dodgion. They have five children: Aubrey, a former Cowgirl basketball player; Amber, a former Emporia State basketball player; Garin, a former Emporia State player; Alessandra and Gage.





Assistant Coach Sundance Wicks



Wyoming native Sundance Wicks enters his second season on the Cowboy coaching staff. He came to Wyoming after spending two seasons as head coach at Missouri Western.

Wicks and his energy on the bench helped the Cowboys become the top offense in the Mountain West in his first season with the program. He helped revamped the Cowboy offense to averaging 76.5 points per game. Wyoming also led the MW in three-point field goals per game at 10.1. The Pokes ranked No. 12 in the nation in three-point field goals per game as well.

The Pokes went 6-1 in non-conference play in 2020-21 including a road win over an Elite Eight team in Oregon State. Wyoming won six total road games on the season for the most away from Laramie since the 2012-13 season. UW also had a winning record on the road since 2000-01 season.

"To have the opportunity to bring someone who dreamed of being a Cowboy and embodies all the characteristics of what it means to be a Cowboy back to his home state like Coach Wicks is a special deal," Linder said. "His passion and JUICE for the game of basketball will be felt the day he steps foot on campus. He has experienced every level of basketball and has thrived at every stop along the way. He's

a proven winner who finalizes an assistant coaching staff that will work tirelessly for our players, the state of Wyoming, and the University of Wyoming. I want to give a big Cowboy welcome to Coach Wicks and his family!"

A native of Gillette, Wyo., Wicks led the Griffons to 18 wins in 2019-20, as it was the most by the program in 10 years. In his first season at the helm of the program his team doubled their win total from the prior campaign. In his two seasons, Wick helped mentor six All-MIAA players and an NABC All-District selection.

"There is a dream job for everyone and for me being at the University of Wyoming with a coach like Jeff Linder is mine," Wicks said. "Coach Linder is regarded to be one of the smartest coaches in college basketball and his vision as a coach has made himself and his teams very successful everywhere he has been. I'm honored to be a part of his staff here in my home state."

Prior to his time at Missouri Western, Wick spent time at his alma mater Northern State University, where he was associate head coach during the 2016-17 and 2017-18 seasons. In 2017-18, Wicks helped lead Northern State to the Northern Sun Intercollegiate Conference regular season and postseason championships. Northern State also claimed the central region championship en route to the program's first-ever appearance in the national championship game.

Wicks has been an assistant coach at the Division II and Division I levels. After lettering four years as a student-athlete at Northern State from 1999-2003, Wicks held assistant coaching positions at Northern State, Colorado (2006-07), Northern Illinois (2007-11) and San Francisco (2015-16).

He also built the Arizona Power Basketball Academy, serving as a skill instructor and director from 2011-15. Prior to launching the APBA, he spent five months training NBA pre-draft prospects at the Impact Basketball Academy in Las Vegas. Wicks' draft class trainees included Kawhi Leonard, Alec Burks and Isaiah Thomas.

Wicks began his collegiate coaching career as a graduate assistant at Northern State under the legendary Don Meyer.

As a student-athlete, Wicks was twice named first team All-NSIC, scoring 1,174 points and pulling down 665 rebounds in his career. He was also a two-time All-NSIC performer in the 400-meter hurdles at Northern State. After graduation, Wicks played for the Sodertalje Kings in Sweden. He led the team in points and rebounding.

Wicks graduated from Campbell County High School in 1999, where he lettered in football, basketball and track and field. In 1999, he was named the Millward Simpson Athlete of the Year. Wicks was a part of two high school basketball championships (1996-97 and 1998-99), and in his senior season, won a trio of state championships in football, basketball and track and field, where he captured the individual state title in the 300-meter hurdles, and was the state runner-up in the 110-meter high hurdles.

"To be able to go back to your home state, where you were raised in a place where the whole state gets behind you is special," Wicks said. Wyoming is a place that is dear to my heart and my family's heart. This truly is a dream come true.

Wicks received a bachelor's degree in international business from Northern State in 2003 and a master's degree in health, physical education and coaching from Northern State in 2006.





Director of Recruiting Marc Rodgers

University of Wyoming head basketball coach Jeff Linder announced in July the addition of Marc Rodgers to the staff as the Director of Recruiting. He spent last season as an assistant coach at Long Beach State.

“We are really excited to welcome Coach Rodgers to the Cowboy Basketball family,” Linder said. “He has a passion for the game that will help him become one of the up and coming young coaches in college basketball. The relationships that he has developed in a short period of time since his arrival in Laramie will go a long ways in helping us develop young men on and off the court.”

Rodgers spent two of the last three season at Long Beach State. He served as a graduate assistant in 2018-19 before serving as an assistant last season. Last season, he mentored Isaiah Washington and Chance Hunter to Honorable Mention All-Big West honors.

“I am very excited to join Coach Linder and the Wyoming Men’s Basketball program,” Rodgers said. “Coach Linder is one of the best basketball minds in the sport and is extremely dedicated to his program. I respect, appreciate, and admire how determined he, his staff, and his players are to improve as not only basketball players, but as a men on a daily basis. It is a blessing to at Wyoming and I can’t wait to see what the future holds not only for myself, but the program.”

In between his time at Long Beach State, Rodgers spent one season as an assistant coach at Fairfax High School in the Los Angeles area. He helped lead Fairfax to a Sunset League Championship.

Rodgers also spent time as an AAU coach in Southern California. He also worked in player development at CJ Hoops working with NBA players.

A native of Los Angeles, Rodgers is a graduate of Central Washington University majoring in sociology. He was a four-year letterwinner and also earned Scholar Athlete honors.



Head Sports Performance coach for Basketball Jimmy Edel

Jimmy Edel is in his first season with the Cowboys. He spent the previous four seasons with Cowboy head Coach Jeff Linder at Northern Colorado.

Edel got his start in strength and conditioning as an intern at Winona State University. He then spent three season as head strength coach for men’s and women’s basketball at Appalachian State prior to his time at UNC. He earned Master’s degree in Exercise Science with a concentration in Strength and Conditioning while at Appalachian State.



Director of Operations Tim O’Flannigan

O’Flannigan is in his third season with the Cowboys as the Director of Basketball Operations.

A native of Laramie returned to UW after spending two seasons as director of operations at Weber State. Prior to heading to Weber State, O’Flannigan was a graduate assistant for the Pokes helping lead Wyoming to the College Basketball Insider Championship in 2017. Before his duties as a graduate assistant, he spent four years as a student manager for the Cowboys.



#53 Xavier DuSell

Sophomore □ Guard □ 6-4 □ 190
Scottsdale, Ariz. (AZ Compass Prep)

2021-22 Averages

PTS	REB	AST	FG%	3FG%	FT%	MIN
11.5	2.9	1.6	.424	.391	.684	33.1

Notable


- Poured in a career-high 22 points at Arizona with six 3-pointers
- Also connected on six 3s in a 20-point effort against Hastings
- Second in school history in single-season 3-point percentage at .456

2021-22 Game-by-Game Statistics

Opponent	Date	gs	min	Total	3-Pointers	Free throws	Rebounds	pf	a	to	bik	stl	pts	avg							
DETROIT MERCY	11/10/21	*	29	1-5	200	15	200	0-0	0.000	0	3	3	3.0	2	1	0	0	0	3	3.0	
ARK-PINE BLUFF	11/14/21	*	30	4-8	500	3-5	.600	0-0	.000	0	3	3	3.0	4	1	2	0	0	11	7.0	
at Washington	11/18/21	*	44	5-11	455	2-6	.333	3-4	.750	0	4	4	3.3	4	2	2	0	1	15	9.7	
at Grand Canyon	11/22/21	*	27	2-6	333	1-5	.200	2-2	1.000	0	2	2	3.0	4	1	1	0	0	7	9.0	
HASTINGS	11/26/21	*	25	7-11	636	6-10	.600	0-0	.000	0	1	1	2.6	0	6	2	0	1	20	11.2	
at Cal St. Fullerton	11/29/21	*	34	5-7	714	4-6	.667	2-5	.400	1	4	5	3.0	4	1	0	0	0	16	12.0	
DENVER	12/02/21	*	36	0-6	.000	0-6	.000	0-0	.000	0	1	1	2.7	3	4	1	0	0	0	10.3	
MONEESSE	12/04/21	*	36	4-7	571	1-4	.250	0-0	.000	0	4	4	2.9	2	0	0	0	0	9	10.1	
at Arizona	12/08/21	*	32	7-17	412	6-12	.500	2-4	.500	0	3	3	2.9	1	0	4	0	3	22	11.4	
UTAH VALLEY	12/11/21	*	31	4-11	364	4-10	.400	4-4	1.000	0	2	2	2.8	3	2	1	1	2	16	11.9	
vs Stanford	12/22/21	*	37	5-13	385	3-9	.333	0-0	.000	0	5	5	3.0	1	0	1	1	1	13	12.0	
vs UNI	12/23/21	*	35	2-10	200	2-9	.222	0-0	.000	0	3	3	3.0	2	3	2	0	0	6	11.8	
vs South Fla.	12/25/21	*	34	4-6	.667	3-5	.600	0-0	.000	0	2	2	2.9	1	0	0	0	1	11	11.5	
at Utah St.	01/15/22	*	34	1-3	.333	0-1	.000	0-0	.000	0	2	2	2.9	3	3	2	0	0	2	10.8	
Totals			14	464	51-121	421	36-93	.387	13-19	.684	1	39	40	2.9	34	24	18	2	9	151	10.8

Games played: 14
Minutes/game: 33.1
Points/game: 10.8
FG Pct: 42.1
3FG Pct: 38.7
FT Pct: 68.4

Rebounds/game: 2.9
Assists/game: 1.7
Turnovers/game: 1.3
Assist/turnover ratio: 1.3
Steals/game: 0.6
Blocks/game: 0.1



#22 Kenny Foster

Sophomore □ Guard □ 6-5 □ 194
Aurora, Colo. (Smoky Hills HS)

2021-22 Averages

PTS	REB	AST	FG%	3FG%	FT%	MIN
2.0	2.3	0.8	.278	.154	1.000	11.5

Notable

- Scored season-high eight points against South Florida
- Scored a career-high 21 points against UIW last season
- Named MW Player of the Week last year after beating Oregon State

2021-22 Game-by-Game Statistics

Opponent	Date	gs	min	Total	3-Pointers	Free throws	Rebounds	pf	a	to	bik	stl	pts	avg							
HASTINGS	11/26/21	*	26	0-3	.000	0-2	.000	2-2	1.000	1	3	4	4.0	0	3	0	0	2	2	2.0	
DENVER	12/02/21	*	2	0-0	.000	0-0	.000	0-0	.000	0	0	0	2.0	0	0	0	0	0	0	1.0	
MONEESSE	12/04/21	*	7	0-0	.000	0-0	.000	0-0	.000	0	1	1	1.7	1	1	0	0	0	0	0.7	
at Arizona	12/08/21	*	7	1-1	1.000	0-0	.000	0-0	.000	1	3	4	2.3	0	1	0	0	0	2	1.0	
UTAH VALLEY	12/11/21	*	9	0-1	.000	0-1	.000	0-0	.000	0	2	2	2.2	0	1	1	0	1	0	0.8	
vs Stanford	12/22/21	*	11	1-2	.500	0-0	.000	0-0	.000	1	2	3	2.3	2	1	0	0	0	2	1.0	
vs UNI	12/23/21	*	15	1-6	.167	0-6	.000	0-0	.000	0	3	3	2.4	0	0	0	0	1	2	1.1	
vs South Fla.	12/25/21	*	15	2-5	.400	2-5	.400	2-2	1.000	0	1	1	2.3	3	0	0	0	0	8	2.0	
Totals			0	92	5-18	278	2-13	.154	4-4	1.000	3	15	18	2.3	6	6	2	0	4	16	2.0

Games played: 8
Minutes/game: 11.5
Points/game: 2.0
FG Pct: 27.8
3FG Pct: 15.4
FT Pct: 100.0

Rebounds/game: 2.3
Assists/game: 0.8
Turnovers/game: 0.3
Assist/turnover ratio: 3.0
Steals/game: 0.5

Season & Career Highs

Season Highs

Points 22 at Arizona, 12-8-21
FG Made 7 twice, last at Arizona, 12-8-21
3FG Made 6 twice, last at Arizona, 12-8-21
FT Made 3 at Washington, 11-18-21
Rebounds 5 twice, last vs. Stanford, 12-22-21
Assists 6 vs Hastings, 11-26-21
Blocks 1 vs. Stanford, 12-22-21
Steals 3 at Arizona, 12-8-21
Minutes 44 at Washington, 11-18-21

Career Highs

Points 22 at Arizona, 12-8-21
FG Made 7 three times, last at Arizona, 12-8-21
3FG Made 6 three times, last at Arizona, 12-8-21
FT Made 4 vs. Boise State, 1-13-21
Rebounds 6 San Diego State, 3-11-21
Assists 6 vs Hastings, 11-26-21
Blocks 1 vs. Stanford, 12-22-21
Steals 3 at Arizona, 12-8-21
Minutes 44 at Washington, 11-18-21

Double-Figure Scoring Games

Season 8
Career 21

Twenty-Point Scoring Games

Season 2
Career 3

Double-Figure Rebounding Games

Season 0
Career 0

Double-Double Games

Season 0
Career 0

Career Statistics

Season	gp-gs	min/avg	Total		3-Point		F-Throws		Rebounds			pf	fo	ast	to	bik	stl	Scoring		
			fg-fga	pct	fg-fga	pct	ft-fa	pct	off	def	tot							avg	pts	avg
2020-21	25-11	600/24.0	82-165	.497	57-125	.456	21-30	.700	5	43	48	1.9	59	1	22	21	0	9	242	9.7
2021-22	14-14	464/33.1	51-121	.421	36-93	.387	13-19	.684	1	39	40	2.9	34	0	24	18	2	9	151	10.8
TOTAL	39-25	1064/27.3	133-286	.465	93-218	.427	34-49	.694	6	82	88	2.3	93	1	46	39	2	18	393	10.1

Season & Career Highs

Season Highs

Points 8 vs. South Florida, 12-25-21
FG Made 2 s. South Florida, 12-25-21
3FG Made 2 s. South Florida, 12-25-21
FT Made 2 s. South Florida, 12-25-21
Rebounds 4 twice, last at Arizona, 12-8-21
Assists 3 vs Hastings, 11-26-21
Blocks N/A
Steals 2 vs Hastings, 11-26-21
Minutes 26 vs Hastings, 11-26-21

Career Highs

Points 21 vs. Incarnate Word, 12-2-20
FG Made 6, three times, last at Oregon State, 12-6-20
3FG Made 4 vs. Utah State, 3-6-20
FT Made 6 vs. Incarnate Word, 12-2-20
Rebounds 8 vs. Nebraska Wesleyan, 12-28-19
Assists 4 twice, last vs. Nebraska Wesleyan, 12-28-19
Blocks 2 vs. Boise State, 1-13-21
Steals 2 four times, last vs Hastings, 11-26-21
Minutes 34 at Nevada, 1-14-20

Double-Figure Scoring Games

Season 0
Career 12

Twenty-Point Scoring Games

Season 0
Career 1

Double-Figure Rebounding Games

Season 0
Career 0

Double-Double Games

Season 0
Career 0

Career Statistics

Season	gp-gs	min/avg	Total		3-Point		F-Throws		Rebounds			pf	fo	ast	to	bik	stl	Scoring		
			fg-fga	pct	fg-fga	pct	ft-fa	pct	off	def	tot							avg	pts	avg
2019-20	32-6	658/20.6	55-161	.342	21-86	.244	22-32	.688	9	71	80	2.5	49	2	36	28	3	13	153	4.8
2020-21	17-12	417/24.5	51-110	.464	26-62	.419	26-36	.722	15	46	61	3.6	32	0	15	13	7	6	154	9.1
2021-22	8-0	92/11.5	5-18	.278	2-13	.154	4-4	1.000	3	15	18	2.3	6	0	6	2	0	4	16	2.0
TOTAL	57-18	1167/20.5	111-289	.384	49-161	.304	52-72	.722	27	132	159	2.8	87	2	57	43	10	23	323	5.7



#55 John Grigsby

Sophomore □ Forward □ 6-9 □ 211
Louisville, Colo. (Park Center HS)

2021-22 Averages

PTS	REB	AST	FG%	3FG%	FT%	MIN
0.8	0.3	0.0	.286	.167	.000	2.0

Notable

- A native of Colorado, but played senior season in Minnesota
- Recorded a career-high five points against Hastings
- Hit the 28th 3-pointer against Hastings, matching the NCAA record

2021-22 Game-by-Game Statistics

Opponent	Date	gs	min	Total		3-Pointers		Free throws		Rebounds			pf	a	t/o	blk	stl	pts	avg
				fg-fga	pct	3fg-fga	pct	ft-fa	pct	off	def	tot							
DETROIT MERCY	11/10/21	1	0-0	.000	0-0	.000	0-0	.000	0	0	0	0	0	0	0	0	0	0	0.0
ARK-PINE BLUFF	11/14/21	2	0-1	.000	0-1	.000	0-0	.000	0	0	0	0	0	0	0	0	0	0	0.0
HASTINGS	11/26/21	6	2-4	.500	1-3	.333	0-0	.000	0	0	0	0	0	0	0	0	5	1.7	
MCNEESE	12/04/21	1	0-1	.000	0-1	.000	0-0	.000	1	0	1	0	0	0	0	0	0	0	0.0
at Arizona	12/08/21	1	0-0	.000	0-0	.000	0-0	.000	0	0	0	0	0	0	0	0	0	0	0.0
vs South Fla.	12/25/21	1	0-1	.000	0-1	.000	0-0	.000	0	1	1	0	0	0	0	0	0	0	0.8
Totals		0	12	2-7	.286	1-6	.167	0-0	.000	1	1	2	0	0	0	0	5	0.8	

Games played: 6
Minutes/game: 2.0
Points/game: 0.8
FG Pct: 28.6
3FG Pct: 16.7

Rebounds/game: 0.3

#33 Graham Ike

Sophomore □ Forward □ 6-9 □ 252
Aurora, Colo. (Overland HS)

2021-22 Averages

PTS	REB	AST	FG%	3FG%	FT%	MIN
20.0	8.5	1.4	.550	.286	.685	29.2

Notable

- Poured in a career-high 35 points and 14 rebounds against Denver
- Paced the team with 26 points in a road win at Washington
- Has recorded a double-double in six of the 15 games this season

2021-22 Game-by-Game Statistics

Opponent	Date	gs	min	Total		3-Pointers		Free throws		Rebounds			pf	a	t/o	blk	stl	pts	avg	
				fg-fga	pct	3fg-fga	pct	ft-fa	pct	off	def	tot								avg
DETROIT MERCY	11/10/21	* 29	10-17	.588	0-1	.000	2-3	.667	1	4	5	5.0	2	2	4	0	1	22	22.0	
ARK-PINE BLUFF	11/14/21	* 24	5-9	.556	0-0	.000	11-16	.688	2	6	8	6.5	3	2	2	0	1	21	21.5	
at Washington	11/18/21	* 31	11-19	.579	0-1	.000	4-9	.444	2	8	10	7.7	5	0	5	0	0	26	23.0	
at Grand Canyon	11/22/21	* 31	6-13	.462	0-1	.000	1-4	.250	2	4	6	7.3	4	0	3	0	0	13	20.5	
HASTINGS	11/26/21	* 22	6-10	.600	2-2	1.000	0-0	.000	5	5	10	7.8	3	3	2	0	4	14	19.2	
at Cal St Fullerton	11/29/21	* 36	8-13	.615	0-1	.000	1-3	.333	3	6	9	8.0	3	1	4	1	0	17	18.8	
DENVER	12/02/21	* 37	11-17	.647	0-0	.000	13-17	.765	6	8	14	8.9	0	0	3	0	1	35	21.1	
MCNEESE	12/04/21	* 20	7-16	.438	0-1	.000	4-6	.667	3	7	10	9.0	3	2	2	0	1	18	20.8	
at Arizona	12/08/21	* 32	6-14	.429	0-0	.000	5-5	1.000	1	3	4	8.4	4	3	2	0	0	17	20.3	
UTAH VALLEY	12/11/21	* 36	5-9	.556	0-0	.000	3-4	.750	6	3	9	8.5	3	1	1	0	0	13	19.6	
vs Stanford	12/22/21	* 31	11-18	.611	0-0	.000	3-6	.500	3	8	11	8.7	4	1	4	0	1	25	20.1	
vs UNI	12/23/21	* 17	5-5	1.000	0-0	.000	2-3	.667	0	6	6	8.5	4	2	2	0	1	12	19.4	
vs South Fla.	12/25/21	* 36	4-11	.364	0-0	.000	12-16	.750	1	6	7	8.4	1	2	5	0	1	20	19.5	
at Utah St.	01/15/22	* 27	8-14	.571	0-0	.000	7-9	.778	2	6	8	8.4	4	1	6	0	1	23	19.7	
at Nevada	01/17/22	* 26	8-17	.471	0-0	.000	8-10	.800	1	10	11	8.5	4	1	3	0	1	24	20.0	
Totals		15	435	111-202	.550	2-7	.286	76-111	.685	38	90	128	8.5	47	21	48	1	13	300	20.0

Games played: 15
Minutes/game: 29.0
Points/game: 20.0
FG Pct: 55.0
3FG Pct: 28.6
FT Pct: 68.5

Rebounds/game: 8.5
Assists/game: 1.4
Turnovers/game: 3.2
Assist/turnover ratio: 0.4
Steals/game: 0.9
Blocks/game: 0.1

Season & Career Highs

Season Highs
Points 5 vs Hastings, 11-26-21
FG Made 2 vs Hastings, 11-26-21
3FG Made 1 vs Hastings, 11-26-21
FT Made N/A
Rebounds 1 s. South Florida, 12-25-21
Assists N/A
Blocks N/A
Steals N/A
Minutes 6 vs Hastings, 11-26-21

Career Highs
Points 5 vs Hastings, 11-26-21
FG Made 2 vs Hastings, 11-26-21
3FG Made 1 vs Hastings, 11-26-21
FT Made N/A
Rebounds 1 s. South Florida, 12-25-21
Assists N/A
Blocks N/A
Steals N/A
Minutes 6 vs Hastings, 11-26-21

Double-Figure Scoring Games
Season 0
Career 0

Double-Figure Rebounding Games
Season 0
Career 0

Twenty-Point Scoring Games
Season 0
Career 0

Double-Double Games
Season 0
Career 0

Career Statistics

Season	gp-gs	min/avg	Total		3-Point		F-Throws		Rebounds			pf	fo	ast	t/o	blk	stl	Scoring		
			fg-fga	pct	fg-fga	pct	ft-fa	pct	off	def	tot							avg	pts	avg
2020-21	3-0	41/3	0-1	.000	0-1	.000	0-0	.000	0	0	0	0	0	0	0	0	0	0	0	0.0
2021-22	6-0	12/2.0	2-7	.286	1-6	.167	0-0	.000	1	1	2	0.3	0	0	0	0	0	5	0.8	
TOTAL	9-0	16/1.8	2-8	.250	1-7	.143	0-0	.000	1	1	2	0.2	0	0	0	0	0	5	0.6	

Season & Career Highs

Season Highs
Points 35 vs Denver, 12-2-21
FG Made 11 three times, last vs. Stanford, 12-22-21
3FG Made 2 vs Hastings, 11-26-21
FT Made 13 vs Denver, 12-2-21
Rebounds 14 vs Denver, 12-2-21
Assists 3 twice, last at Arizona, 12-8-21
Blocks 1 at Cal State Fullerton, 11-29-21
Steals 4 vs Hastings, 11-26-21
Minutes 37 vs Denver, 12-2-21

Career Highs
Points 35 vs Denver, 12-2-21
FG Made 12 vs. San Jose State, 3-10-21
3FG Made 2 vs Hastings, 11-26-21
FT Made 13 vs Denver, 12-2-21
Rebounds 14 vs Denver, 12-2-21
Assists 3 twice, last at Arizona, 12-8-21
Blocks 2 vs. San Jose State, 3-10-21
Steals 4 vs Hastings, 11-26-21
Minutes 37 vs Denver, 12-2-21

Double-Figure Scoring Games
Season 15
Career 22


Double-Figure Rebounding Games
Season 6
Career 6

Twenty-Point Scoring Games
Season 8
Career 9

Double-Double Games
Season 6
Career 6

Career Statistics

Season	gp-gs	min/avg	Total		3-Point		F-Throws		Rebounds			pf	fo	ast	t/o	blk	stl	Scoring		
			fg-fga	pct	fg-fga	pct	ft-fa	pct	off	def	tot							avg	pts	avg
2020-21	12-7	256/21.3	53-88	.602	0-1	.000	28-41	.683	15	50	65	5.4	43	2	9	24	4	6	134	11.2
2021-22	15-15	435/29.0	111-202	.550	2-7	.286	76-111	.685	38	90	128	8.5	47	1	21	48	1	13	300	20.0
TOTAL	27-22	691/25.6	164-290	.566	2-8	.250	104-152	.684	53	140	193	7.1	90	3	30	72	5	19	434	16.1



#0 Drake Jeffries

Senior □ Guard □ 6-5 □ 186 Mattoon, Ill. (Indian Hills CC)

2021-22 Averages

Table with 8 columns: PTS, REB, AST, FG%, 3FG%, FT%, MIN. Values: 11.2, 4.8, 0.7, .496, .486, .750, 33.1

Notable

- Posted a MWC and Wyoming record 11 3-pointers against Hastings en route to a career-high 33 points. - Ranks fifth in the nation in 3-point percentage

2021-22 Game-by-Game Statistics

Game-by-game statistics table for Drake Jeffries with columns for Opponent, Date, gs, min, Total (fg-fga, pct, 3fg-fga, pct, f-fa, pct), Rebounds (off, def, tot, avg), pf, a, to, blk, stl, pts, avg.

Games played: 16 Minutes/game: 33.1 Points/game: 11.2 FG Pct: .49.6 3FG Pct: .48.6 FT Pct: 75.0

Rebounds/game: 4.8 Assists/game: 0.7 Turnovers/game: 0.4 Assists/turnover ratio: 1.6 Steals/game: 0.3 Blocks/game: 0.5

Season & Career Highs

Season Highs

- Points 33 vs Hastings, 11-26-21 FG Made 11 vs Hastings, 11-26-21 3FG Made 11 vs Hastings, 11-26-21 FT Made 2 vs. Northern Iowa, 12-23-21 Rebounds 7 five times, last vs Denver, 12-2-21 Assists 3 vs Hastings, 11-26-21 Blocks 1 eight times, last vs San Jose State, 1-19-22 Steals 1 four times, last at Utah State, 1-15-22 Minutes 40 twice, last vs San Jose State, 1-19-22

Career Highs

- Points 33 vs Hastings, 11-26-21 FG Made 11 vs Hastings, 11-26-21 3FG Made 11 vs Hastings, 11-26-21 FT Made 4 vs. Colorado State, 2-6-21 Rebounds 8 twice, last vs. Texas Southern, 11-30-20 Assists 3 vs Hastings, 11-26-21 Blocks 1 12 times, last at Nevada, 1-18-22 Steals 2 at Utah Valley, 12-12-20 Minutes 40 twice, last vs San Jose State, 1-19-22

Double-Figure Scoring Games

Season 9 Career 16

Double-Figure Rebounding Games

Season 0 Career 0

Twenty-Point Scoring Games

Season 2 Career 3

Double-Double Games

Season 0 Career 0

Career Statistics

Career statistics table for Drake Jeffries with columns for Season, gp-gs, min/avg, Total (fg-fga, pct, 3fg-fga, pct, f-fa, pct), Rebounds (off, def, tot, avg), pf, fo, ast, to, blk, stl, pts, avg.



#24 Hunter Maldonado

Senior □ Guard □ 6-7 □ 203 Colorado Springs, Colo.

2021-22 Averages

Table with 8 columns: PTS, REB, AST, FG%, 3FG%, FT%, MIN. Values: 17.3, 5.8, 6.7, .506, .270, .700, 36.4

Notable

- Is the only player in the country averaging at least 17 points, five rebounds and six assists per game - Was named MW Player of the Week on Dec. 27

2021-22 Game-by-Game Statistics

Game-by-game statistics table for Hunter Maldonado with columns for Opponent, Date, gs, min, Total (fg-fga, pct, 3fg-fga, pct, f-fa, pct), Rebounds (off, def, tot, avg), pf, a, to, blk, stl, pts, avg.

Games played: 15 Minutes/game: 36.3 Points/game: 17.3 FG Pct: 50.6 3FG Pct: 27.0 FT Pct: 70.0

Rebounds/game: 5.8 Assists/game: 6.7 Turnovers/game: 3.1 Assists/turnover ratio: 2.2 Steals/game: 1.3 Blocks/game: 0.2

Season & Career Highs

Season Highs

- Points 24 at Washington, 11-18-21 FG Made 9 at Washington, 11-18-21 3FG Made 3 vs. Northern Iowa, 12-23-21 FT Made 9 vs McNeese, 12-4-21 Rebounds 10 at Washington, 11-18-21 Assists 12 vs San Jose State, 1-19-22 Blocks 1 twice, last at Arizona, 12-8-21 Steals 4 vs Utah Valley, 12-11-21 Minutes 44 at Washington, 11-18-21

Career Highs

- Points 32 vs. Idaho State, 11-5-19 FG Made 12 twice, last at Utah Valley, 12-12-20 3FG Made 4 twice, last at Colorado State, 1-4-20 FT Made 10, three times, last vs. Texas Southern, 11-30-20 Rebounds 16 vs. New Mexico, 2-19-21 Assists 12 vs San Jose State, 1-19-22 Blocks 2 eight times, last vs. Nevada, 1-22-21 Steals 4 three times, last vs Utah Valley, 12-11-21 Minutes 44 three times, at Washington, 11-18-21

Double-Figure Scoring Games

Season 14 Career 72

Double-Figure Rebounding Games

Season 1 Career 7

Twenty-Point Scoring Games

Season 6 Career 15

Double-Double Games

Season 2 Career 8

Career Statistics

Career statistics table for Hunter Maldonado with columns for Season, gp-gs, min/avg, Total (fg-fga, pct, 3fg-fga, pct, f-fa, pct), Rebounds (off, def, tot, avg), pf, fo, ast, to, blk, stl, pts, avg.



#11 Eoin Nelson

Junior □ Forward □ 6-10 □ 229
Dublin, Ireland (Oreto JC)

2021-22 Averages

PTS	REB	AST	FG%	3FG%	FT%	MIN
1.1	0.9	0.0	1.000	---	---	2.8

Notable

- A native of Ireland. One of two international players on Pokes' roster
- One of three players on the roster stretching 6-10 or taller
- One of two players from Ireland in NCAA Division I

2021-22 Game-by-Game Statistics

Opponent	Date	gs	min	Total		3-Pointers		Free throws		Rebounds			pf	a	to	blk	stl	pts	avg
				fg-fga	pct	3fg-fga	pct	ft-fa	pct	off	def	tot							
DETROIT MERCY	11/10/21	4	1-1	1,000	0-0	.000	0-0	.000	1	1	2	2.0	1	0	0	0	0	2	2.0
ARK-PINE BLUFF	11/14/21	3	2-2	1,000	0-0	.000	0-0	.000	1	0	1	1.5	0	0	0	0	0	4	3.0
HASTINGS	11/26/21	6	1-1	1,000	0-0	.000	0-0	.000	1	2	3	2.0	1	0	1	0	0	2	2.7
at Arizona	12/08/21	1	0-0	.000	0-0	.000	0-0	.000	0	0	0	1.5	0	0	0	0	0	0	2.0
vs UNI	12/23/21	2	0-0	.000	0-0	.000	0-0	.000	0	0	0	1.2	0	0	0	0	0	1.6	
vs South Fla.	12/25/21	2	0-0	.000	0-0	.000	0-0	.000	0	0	0	1.0	2	0	1	0	0	1.3	
SAN JOSE ST.	01/19/22	2	0-0	.000	0-0	.000	0-0	.000	0	0	0	0.9	1	0	0	0	0	1.1	
Totals		0	20	4-4	1,000	0-0	.000	0-0	.000	3	3	6	0.9	5	0	2	0	0	1.1

Games played: 7
Minutes/game: 2.9
Points/game: 1.1
FG Pct: 100.0

Rebounds/game: 0.9
Turnovers/game: 0.3



#25 Jeremiah Oden

Sophomore □ Forward □ 6-8 □ 201
Chicago, Ill. (Sunrise Christian Prep)

2021-22 Averages

PTS	REB	AST	FG%	3FG%	FT%	MIN
8.8	4.9	0.5	.554	.273	.667	25.7

Notable

- Leads the team with a total of 16 blocked shots
- One of two players on the team having played and started all 16 games
- Recorded a double-double (13 points, 10 rebounds) against McNeese

2021-22 Game-by-Game Statistics

Opponent	Date	gs	min	Total		3-Pointers		Free throws		Rebounds			pf	a	to	blk	stl	pts	avg		
				fg-fga	pct	3fg-fga	pct	ft-fa	pct	off	def	tot								avg	
DETROIT MERCY	11/10/21	*	24	6-7	.857	1-1	1,000	1-1	1,000	0	3	3	3.0	2	1	1	2	0	14	14.0	
ARK-PINE BLUFF	11/14/21	*	27	7-8	.875	1-2	.500	2-2	1,000	2	4	6	4.5	0	0	1	1	0	17	15.5	
at Washington	11/18/21	*	42	2-5	.400	0-1	.000	3-4	.750	2	6	8	5.7	1	0	3	2	0	7	12.7	
at Grand Canyon	11/22/21	*	34	5-9	.556	1-4	.250	1-4	.250	1	4	5	5.5	2	1	1	0	1	12	12.5	
HASTINGS	11/26/21	*	19	3-5	.600	0-2	.000	2-2	1,000	0	2	2	4.8	0	2	1	0	0	8	11.6	
at Cal St. Fullerton	11/29/21	*	31	3-7	.429	0-1	.000	0-0	.000	1	4	5	4.8	1	1	1	0	1	6	10.7	
DENVER	12/02/21	*	32	3-9	.333	1-6	.167	2-2	1,000	1	8	9	5.4	1	0	1	3	2	9	10.4	
MONEESE	12/04/21	*	27	5-7	.714	1-1	1,000	2-4	.500	6	4	10	6.0	1	1	1	2	0	13	10.8	
at Arizona	12/08/21	*	25	2-5	.400	0-1	.000	3-4	.750	2	1	3	5.7	1	0	2	0	2	7	10.3	
UTAH VALLEY	12/11/21	*	21	4-8	.500	0-2	.000	0-2	.000	2	1	3	5.4	0	1	0	0	0	8	10.1	
vs Stanford	12/22/21	*	13	1-4	.250	0-1	.000	0-0	.000	1	2	3	5.2	2	0	0	1	0	2	9.4	
vs UNI	12/23/21	*	16	1-4	.250	1-2	.500	0-0	.000	0	4	4	5.1	4	0	0	1	0	3	8.8	
vs South Fla.	12/25/21	*	19	4-4	1,000	2-2	1,000	0-0	.000	1	3	4	5.0	1	0	0	0	0	10	8.9	
at Utah St.	01/15/22	*	33	4-9	.444	1-4	.250	2-3	.667	0	4	4	4.9	2	1	2	2	0	11	9.1	
at Nevada	01/17/22	*	18	0-1	.000	0-1	.000	0-0	.000	0	2	2	4.7	0	0	1	0	0	0	8.5	
SAN JOSE ST.	01/19/22	*	32	6-9	.667	0-2	.000	2-2	1,000	0	8	8	4.9	0	0	2	1	14	8.8		
Totals			16	413	56-101	.554	9-33	.273	20-30	.667	19	60	7.9	4.9	18	8	15	16	7	141	8.8

Games played: 16
Minutes/game: 25.8
Points/game: 8.8
FG Pct: 55.4
3FG Pct: 27.3
FT Pct: 66.7

Rebounds/game: 4.9
Assists/game: 0.5
Turnovers/game: 0.9
Assist/turnover ratio: 0.5
Steals/game: 0.4
Blocks/game: 1.0

Season & Career Highs

Season Highs

Points 4 vs Arkansas-Pine Bluff, 11-14-21
FG Made 2 vs Arkansas-Pine Bluff, 11-14-21
3FG Made N/A
FT Made N/A
Rebounds 3 vs Hastings, 11-26-21
Assists N/A
Blocks N/A
Steals N/A
Minutes 6 vs Hastings, 11-26-21

Career Highs

Points 9 vs. Miss. Valley State, 11-28-20
FG Made 4 vs. Miss. Valley State, 11-28-20
3FG Made N/A
FT Made 1 vs. Miss. Valley State, 11-28-20
Rebounds 5 twice, last at Oregon State, 12-6-20
Assists N/A
Blocks N/A
Steals 1 twice, last vs. Denver, 12-9-20
Minutes 16 at Utah Valley, 12-12-20

Double-Figure Scoring Games

Season 0
Career 0

Double-Figure Rebounding Games

Season 0
Career 0

Twenty-Point Scoring Games

Season 0
Career 0

Double-Double Games

Season 0
Career 0

Career Statistics

Season	gp-gs	min/avg	Total		3-Point		F-Throws		Rebounds			Scoring								
			fg-fga	pct	3fg-fga	pct	ft-fa	pct	off	def	tot	avg	pf	fo	ast	to	blk	stl	pts	avg
2020-21	8-0	80/10.0	11-19	.579	0-0	.000	3-6	.500	11	14	25	3.1	13	0	0	6	0	2	25	3.1
2021-22	7-0	207/29.6	4-4	1,000	0-0	.000	0-0	.000	3	3	6	0.9	5	0	0	2	0	0	8	1.1
TOTAL	15-0	1006/67.7	15-23	.652	0-0	.000	3-6	.500	14	17	31	2.1	18	0	0	8	0	2	33	2.2

Season & Career Highs

Season Highs

Points 17 vs Arkansas-Pine Bluff, 11-14-21
FG Made 7 vs Arkansas-Pine Bluff, 11-14-21
3FG Made 1 five times, last vs McNeese, 12-4-21
FT Made 3 at Washington, 11-18-21
Rebounds 10 vs McNeese, 12-4-21
Assists 2 vs Hastings, 11-26-21
Blocks 3 vs Denver, 12-2-21
Steals 2 twice, last at Arizona, 12-8-21
Minutes 42 at Washington, 11-18-21

Career Highs

Points 17 vs Arkansas-Pine Bluff, 11-14-21
FG Made 7 twice, last vs Arkansas-Pine Bluff, 11-14-21
3FG Made 2 at San Diego State, 1-30-21
FT Made 4 twice, last vs. Boise State, 1-13-21
Rebounds 11 vs. Texas Southern, 11-30-20
Assists 3 vs. Fresno State, 1-2-21
Blocks 3 twice, last vs Denver, 12-2-21
Steals 2 three times, last at Arizona, 12-8-21
Minutes 42 at Washington, 11-18-21

Double-Figure Scoring Games

Season 7
Career 12

Double-Figure Rebounding Games

Season 2
Career 2

Twenty-Point Scoring Games

Season 0
Career 0

Double-Double Games

Season 2
Career 2

Career Statistics

Season	gp-gs	min/avg	Total		3-Point		F-Throws		Rebounds			Scoring								
			fg-fga	pct	3fg-fga	pct	ft-fa	pct	off	def	tot	avg	pf	fo	ast	to	blk	stl	pts	avg
2020-21	23-11	315/13.7	33-84	.393	7-29	.241	18-21	.857	15	48	63	2.7	48	0	10	12	8	8	91	4.0
2021-22	16-16	413/25.8	56-101	.554	9-33	.273	20-30	.667	19	60	79	4.9	18	0	8	15	16	7	141	8.8
TOTAL	39-27	728/18.7	89-185	.481	16-62	.258	38-51	.745	34	108	142	3.6	66	0	18	27	24	15	232	5.9



#2 Deng Dut
 Sophomore □ Guard □ 6-4 □ 192
 Melbourne, Australia (College of S. Idaho)

2021-22 Averages

PTS	REB	AST	FG%	3FG%	FT%	MIN
0.7	0.8	1.1	.100	.077	.750	7.3

Notable

- Was a JUCO All-American at College of Southern Idaho, averaging 14.7 points, 5.4 rebounds and 5.1 assists per game
- Fourth on the team with 13 assists this season

2021-22 Game-by-Game Statistics

#02 Deng Dut

Opponent	Date	gs	min	Total		3-Pointers		Free throws		Rebounds				pts	avg					
				fg-fga	pct	3fg-fga	pct	ft-fa	pct	off	def	tot	avg			pf	a	to	blk	stl
DETROIT MERCY	11/10/21	17	1-5	230	0-2	.000	0-0	.000	0	3	3	3.0	0	2	0	0	1	2	0	
ARK.-PINE BLUFF	11/14/21	13	1-3	333	1-2	.500	0-0	.000	1	2	3	3.0	1	1	2	0	0	3	2.5	
at Washington	11/18/21	2	0-1	.000	0-1	.000	0-0	.000	0	0	0	2.0	0	0	0	0	0	0	1.7	
at Grand Canyon	11/22/21	5	0-0	.000	0-0	.000	0-0	.000	0	0	0	1.5	0	2	0	0	0	0	1.3	
HASTINGS	11/25/21	25	0-5	.000	0-5	.000	0-0	.000	0	2	2	1.6	1	7	1	0	2	0	1.0	
at Cal St. Fullerton	11/29/21	4	0-1	.000	0-0	.000	0-0	.000	0	0	0	1.3	0	1	0	0	0	0	0.8	
DENVER	12/02/21	6	0-0	.000	0-0	.000	2-2	1.000	0	0	0	1.1	0	0	0	0	0	2	1.0	
MONESIE	12/04/21	3	0-3	.000	0-2	.000	0-0	.000	0	0	0	1.0	0	0	1	0	0	0	0.9	
UTAH VALLEY	12/11/21	2	0-0	.000	0-0	.000	0-0	.000	0	0	0	0.9	1	0	0	0	0	0	0.8	
vs South Fla.	12/25/21	6	0-1	.000	0-0	.000	1-2	.500	0	1	1	0.9	0	0	0	0	0	1	0.8	
at Utah St.	01/15/22	4	0-1	.000	0-1	.000	0-0	.000	0	0	0	0.8	0	0	0	0	1	0	0.7	
at Nevada	01/17/22	2	0-0	.000	0-0	.000	0-0	.000	0	0	0	0.8	0	0	0	0	0	0	0.7	
Totals		1	89	2-20	.100	1-13	.077	3-4	.750	1	8	9	0.8	3	13	4	0	4	8	0.7

Games played: 12
 Minutes/game: 7.4
 Points/game: 0.7
 FG Pct: 10.0
 3FG Pct: 7.7
 FT Pct: 75.0

Rebounds/game: 0.8
 Assists/game: 1.1
 Turnovers/game: 0.3
 Assist/turnover ratio: 3.3
 Steals/game: 0.3

Season & Career Highs

Season Highs

- Points 3 vs Arkansas-Pine Bluff, 11-14-21
- FG Made 1 twice, last vs Arkansas-Pine Bluff, 11-14-21
- 3FG Made 1 vs Arkansas-Pine Bluff, 11-14-21
- FT Made 2 vs Denver, 12-2-21
- Rebounds 3 twice, last vs Arkansas-Pine Bluff, 11-14-21
- Assists 7 vs Hastings, 11-26-21
- Blocks N/A
- Steals 2 vs Hastings, 11-26-21
- Minutes 25 vs Hastings, 11-26-21

Career Highs

- Points 3 vs Arkansas-Pine Bluff, 11-14-21
- FG Made 1 twice, last vs Arkansas-Pine Bluff, 11-14-21
- 3FG Made 1 vs Arkansas-Pine Bluff, 11-14-21
- FT Made 2 vs Denver, 12-2-21
- Rebounds 3 twice, last vs Arkansas-Pine Bluff, 11-14-21
- Assists 7 vs Hastings, 11-26-21
- Blocks N/A
- Steals 2 vs Hastings, 11-26-21
- Minutes 25 vs Hastings, 11-26-21

Double-Figure Scoring Games

Season	0
Career	0

Double-Figure Rebounding Games

Season	0
Career	0

Twenty-Point Scoring Games

Season	0
Career	0

Double-Double Games

Season	0
Career	0

Career Statistics

Season	gp-gs	min	Total		3-Point		F-Throws		Rebounds				Scoring							
			fg-fga	pct	3fg-fga	pct	ft-fa	pct	off	def	tot	avg	pf	fo	ast	to	blk	stl	pts	avg
2021-22	12-1	89/7.4	2-20	.100	1-13	.077	3-4	.750	1	8	9	0.8	3	0	13	4	0	4	8	0.7
TOTAL	12-1	89/7.4	2-20	.100	1-13	.077	3-4	.750	1	8	9	0.8	3	0	13	4	0	4	8	0.7



#15 Nate Barnhart
 Freshman □ Forward □ 7-0 □ 185
 Lenexa, Kan. (DeSoto HS)

2021-22 Averages

PTS	REB	AST	FG%	3FG%	FT%	MIN
---	---	---	---	---	---	---

Notable

- Was a three-star recruit by Rivals.com
- First seven-footer on Wyoming roster since 2009-10 season

2021-22 Game-by-Game Statistics

Season & Career Highs

Season Highs

- Points N/A
- FG Made N/A
- 3FG Made N/A
- FT Made N/A
- Rebounds N/A
- Assists N/A
- Blocks N/A
- Steals N/A
- Minutes N/A

Career Highs

- Points N/A
- FG Made N/A
- 3FG Made N/A
- FT Made N/A
- Rebounds N/A
- Assists N/A
- Blocks N/A
- Steals N/A
- Minutes N/A

Double-Figure Scoring Games

Season	N/A
Career	N/A

Double-Figure Rebounding Games

Season	N/A
Career	N/A

Twenty-Point Scoring Games

Season	N/A
Career	N/A

Double-Double Games

Season	N/A
Career	N/A

Career Statistics



#40 Ben Bowen

Freshman Guard 6-5 170
Highlands Ranch, Colo. (Mountain Vista)

2021-22 Averages

PTS	REB	AST	FG%	3FG%	FT%	MIN
---	---	---	---	---	---	---

Notable

- All-State selection in the State of Colorado
- Son of Nuggets assistant coach Ryan Bowen

2021-22 Game-by-Game Statistics

Opponent	Date	gp	min	pts	reb	ast	fg	fga	fg%	3fg	3fga	3fg%	ft	fta	ft%	off	def	tot	blk	stl	pts	avg
DETROIT MERCY	11/10/21	6	1-3	.333	1-2	.500	0-0	.000	0	2	2	2.0	2	0	0	0	0	0	0	0	3	3.0
ARK-PINE BLUFF	11/14/21	9	0-2	.000	0-1	.000	1-4	.250	0	4	3.0	0	1	1	1	0	1	0	0	1	2.0	
HASTINGS	11/26/21	11	2-4	.500	2-3	.667	0-0	.000	0	0	2.0	2	1	1	0	0	0	0	0	6	3.3	
MCNEESE	12/04/21	7	0-3	.000	0-1	.000	0-0	.000	0	0	1.5	0	2	0	0	0	0	0	0	0	2.5	
at Arizona	12/08/21	3	0-1	.000	0-0	.000	0-0	.000	0	0	1.2	0	1	0	0	0	0	0	0	0	2.0	
vs South Fla.	12/25/21	2	1-1	1.000	0-0	.000	0-0	.000	0	0	1.0	0	0	0	0	0	0	0	0	2	2.0	
at Nevada	01/17/22	24	2-3	.667	0-1	.000	3-3	1.000	0	1	1.0	3	0	0	2	7	2	7	2	7	2.7	
SAN JOSE ST.	01/19/22	28	5-7	.714	3-3	1.000	1-2	.500	0	3	1.3	3	1	1	0	1	14	4.1	14	4.1		
Totals		0	90	11-24	.458	6-11	545	5-9	.556	0	10	10	1.3	10	6	3	1	3	33	4.1		



#21 Noah Reynolds

Freshman Guard 6-3 202
Peoria, Ill. (Notre Dame HS)

2021-22 Averages

PTS	REB	AST	FG%	3FG%	FT%	MIN
4.1	1.3	0.8	.458	.545	.556	11.2

Notable

- Tallied a career-high 14 points off the bench in a win against SJSU
- All-State selection in Illinois
- Journal Star Player of the Year as a junior

2021-22 Game-by-Game Statistics

Opponent	Date	gp	min	pts	reb	ast	fg	fga	fg%	3fg	3fga	3fg%	ft	fta	ft%	off	def	tot	blk	stl	pts	avg
DETROIT MERCY	11/10/21	6	1-3	.333	1-2	.500	0-0	.000	0	2	2	2.0	2	0	0	0	0	0	0	0	3	3.0
ARK-PINE BLUFF	11/14/21	9	0-2	.000	0-1	.000	1-4	.250	0	4	3.0	0	1	1	1	0	1	0	0	1	2.0	
HASTINGS	11/26/21	11	2-4	.500	2-3	.667	0-0	.000	0	0	2.0	2	1	1	0	0	0	0	0	6	3.3	
MCNEESE	12/04/21	7	0-3	.000	0-1	.000	0-0	.000	0	0	1.5	0	2	0	0	0	0	0	0	0	2.5	
at Arizona	12/08/21	3	0-1	.000	0-0	.000	0-0	.000	0	0	1.2	0	1	0	0	0	0	0	0	0	2.0	
vs South Fla.	12/25/21	2	1-1	1.000	0-0	.000	0-0	.000	0	0	1.0	0	0	0	0	0	0	0	0	2	2.0	
at Nevada	01/17/22	24	2-3	.667	0-1	.000	3-3	1.000	0	1	1.0	3	0	0	2	7	2	7	2	7	2.7	
SAN JOSE ST.	01/19/22	28	5-7	.714	3-3	1.000	1-2	.500	0	3	1.3	3	1	1	0	1	14	4.1	14	4.1		
Totals		0	90	11-24	.458	6-11	545	5-9	.556	0	10	10	1.3	10	6	3	1	3	33	4.1		

Games played: 8
Minutes/game: 11.3
Points/game: 4.1
FG Pct: 45.8
3FG Pct: 54.5
FT Pct: 55.6

Rebounds/game: 1.3
Assists/game: 0.8
Turnovers/game: 0.4
Assist/turnover ratio: 2.0
Steals/game: 0.4
Blocks/game: 0.1

Season & Career Highs

Season Highs

Points	N/A
FG Made	N/A
3FG Made	N/A
FT Made	N/A
Rebounds	N/A
Assists	N/A
Blocks	N/A
Steals	N/A
Minutes	N/A

Career Highs

Points	N/A
FG Made	N/A
3FG Made	N/A
FT Made	N/A
Rebounds	N/A
Assists	N/A
Blocks	N/A
Steals	N/A
Minutes	N/A

Double-Figure Scoring Games

Season	N/A
Career	N/A

Double-Figure Rebounding Games

Season	N/A
Career	N/A

Twenty-Point Scoring Games

Season	N/A
Career	N/A

Double-Double Games

Season	N/A
Career	N/A

Career Statistics

Season & Career Highs

Season Highs

Points	14 vs San Jose State, 1-19-22
FG Made	5 vs San Jose State, 1-19-22
3FG Made	3 vs San Jose State, 1-19-22
FT Made	3 at Nevada, 1-18-22
Rebounds	4 vs Arkansas-Pine Bluff, 11-14-21
Assists	2 vs McNeese, 12-4-21
Blocks	1 vs Arkansas-Pine Bluff, 11-14-21
Steals	2 at Nevada, 1-18-22
Minutes	28 vs San Jose State, 1-19-22

Career Highs

Points	14 vs San Jose State, 1-19-22
FG Made	5 vs San Jose State, 1-19-22
3FG Made	3 vs San Jose State, 1-19-22
FT Made	3 at Nevada, 1-18-22
Rebounds	4 vs Arkansas-Pine Bluff, 11-14-21
Assists	2 vs McNeese, 12-4-21
Blocks	1 vs Arkansas-Pine Bluff, 11-14-21
Steals	2 at Nevada, 1-18-22
Minutes	28 vs San Jose State, 1-19-22

Double-Figure Scoring Games

Season	1
Career	1

Double-Figure Rebounding Games

Season	0
Career	0

Twenty-Point Scoring Games

Season	0
Career	0

Double-Double Games

Season	0
Career	0

Career Statistics

Season	gp-gs	min	pts	reb	ast	fg	fga	fg%	3fg	3fga	3fg%	ft	fta	ft%	off	def	tot	blk	stl	pts	avg
2021-22	8-0	90/11.3	11-24	.458	6-11	.545	5-9	.556	0	10	10	1.3	10	0	6	3	1	3	33	4.1	
TOTAL	8-0	90/11.3	11-24	.458	6-11	.545	5-9	.556	0	10	10	1.3	10	0	6	3	1	3	33	4.1	



#31 Cort Roberson

Freshman □ Guard □ 6-0 □ 160
Arlington, Wash. (Stanwood HS)

2021-22 Averages

PTS	REB	AST	FG%	3FG%	FT%	MIN
---	---	---	---	---	---	---

Notable

- His father Harlan played basketball at Western Colorado University the alma mater of Cowboy head coach Jeff Linder.
- First Team All-Wesco honors as a senior

2021-22 Game-by-Game Statistics

Season & Career Highs

Season Highs

Points	N/A
FG Made	N/A
3FG Made	N/A
FT Made	N/A
Rebounds	N/A
Assists	N/A
Blocks	N/A
Steals	N/A
Minutes	N/A

Career Highs

Points	N/A
FG Made	N/A
3FG Made	N/A
FT Made	N/A
Rebounds	N/A
Assists	N/A
Blocks	N/A
Steals	N/A
Minutes	N/A

Double-Figure Scoring Games

Season	N/A
Career	N/A

Double-Figure Rebounding Games

Season	N/A
Career	N/A

Twenty-Point Scoring Games

Season	N/A
Career	N/A

Double-Double Games

Season	N/A
Career	N/A

Career Statistics



**University of Wyoming
Wyoming Combined Team Statistics (as of Jan 20, 2022)
All games**

RECORD:	OVERALL	HOME	AWAY	NEUTRAL
ALL GAMES	14-2	7-0	5-1	2-1
CONFERENCE	3-0	1-0	2-0	0-0
NON-CONFERENCE	11-2	6-0	3-1	2-1

#	Player	gp-gs	min	Total		3-Point		F-Throw		Rebounds			avg	pf	dq	a	to	blk	stl	pts	avg	
				fg-fga	fg%	3fg-fga	3fg%	ft-fa	ft%	off	def	tot										
33	Graham Ike	15-15	435	29.0	111-202	.550	2-7	.286	76-111	.685	38	90	128	8.5	47	1	21	48	1	13	300	20.0
24	Hunter Maldonado	15-15	545	36.3	90-178	.506	10-37	.270	70-100	.700	11	76	87	5.8	38	0	100	46	3	20	260	17.3
00	Drake Jeffries	16-16	529	33.1	58-117	.496	54-111	.486	9-12	.750	6	70	76	4.8	21	0	11	7	8	4	179	11.2
53	Xavier DuSell	14-14	464	33.1	51-121	.421	36-93	.387	13-19	.684	1	39	40	2.9	34	0	24	18	2	9	151	10.8
25	Jeremiah Oden	16-16	413	25.8	56-101	.554	9-33	.273	20-30	.667	19	60	79	4.9	18	0	8	15	16	7	141	8.8
05	Brendan Wenzel	16-2	293	18.3	23-56	.411	15-41	.366	18-21	.857	11	23	34	2.1	24	0	8	6	1	6	79	4.9
21	Noah Reynolds	8-0	90	11.3	11-24	.458	6-11	.545	5-9	.556	0	10	10	1.3	10	0	6	3	1	3	33	4.1
10	Hunter Thompson	16-1	243	15.2	20-53	.377	15-45	.333	5-7	.714	7	30	37	2.3	29	0	6	8	2	1	60	3.8
22	Kenny Foster	8-0	92	11.5	5-18	.278	2-13	.154	4-4	1.000	3	15	18	2.3	6	0	6	2	0	4	16	2.0
11	Eoin Nelson	7-0	20	2.9	4-4	1.000	0-0	.000	0-0	.000	3	3	6	0.9	5	0	0	2	0	0	8	1.1
55	John Grigsby	6-0	12	2.0	2-7	.286	1-6	.167	0-0	.000	1	1	2	0.3	0	0	0	0	0	0	5	0.8
02	Deng Dut	12-1	89	7.4	2-20	.100	1-13	.077	3-4	.750	1	8	9	0.8	3	0	13	4	0	4	8	0.7
Team													21	24	45			3				
Total.....		16	3225		433-901	.481	151-410	.368	223-317	.703	122	449	571	35.7	235	1	203	162	34	71	1240	77.5
Opponents.....		16	3225		383-965	.397	105-380	.276	154-215	.716	154	392	546	34.1	308	-	160	176	32	70	1025	64.1

TEAM STATISTICS	WYO	OPP	Date	Opponent	Score	Att.
SCORING	1240	1025	11/10/21	DETROIT MERCY	w 85-47	3259
Points per game	77.5	64.1	11/14/21	ARK.-PINE BLUFF	w 85-45	3023
Scoring margin	+13.4	-	11/18/21	at Washington	Wot 77-72	5670
FIELD GOALS-ATT	433-901	383-965	11/22/21	at Grand Canyon	w 68-61	6872
Field goal pct	.481	.397	11/26/21	HASTINGS	w 108-59	3291
3 POINT FG-ATT	151-410	105-380	11/29/21	at Cal St. Fullerton	w 79-66	772
3-point FG pct	.368	.276	12/02/21	DENVER	w 77-64	4030
3-pt FG made per game	9.4	6.6	12/04/21	MCNEESE	w 79-58	3726
FREE THROWS-ATT	223-317	154-215	12/08/21	at Arizona	L 65-94	13077
Free throw pct	.703	.716	12/11/21	UTAH VALLEY	w 74-62	3927
F-Throws made per game	13.9	9.6	12/22/21	vs Stanford	L 63-66	4041
REBOUNDS	571	546	12/23/21	vs UNI	w 71-69	3951
Rebounds per game	35.7	34.1	12/25/21	vs South Fla.	w 77-57	3894
Rebounding margin	+1.6	-	* 01/15/22	at Utah St.	w 71-69	8109
ASSISTS	203	160	* 01/17/22	at Nevada	w 77-67	6369
Assists per game	12.7	10.0	* 01/19/22	SAN JOSE ST.	w 84-69	4371
TURNOVERS	162	176				
Turnovers per game	10.1	11.0				
Turnover margin	+0.9	-				
Assist/turnover ratio	1.3	0.9				
STEALS	71	70				
Steals per game	4.4	4.4				
BLOCKS	34	32				
Blocks per game	2.1	2.0				
ATTENDANCE	25627	52755				
Home games-Avg/Game	7-3661	6-6812				
Neutral site-Avg/Game	-	3-3962				

Score by Periods	1st	2nd	OT	Totals
Wyoming	575	653	12	1240
Opponents	499	519	7	1025

* - Conference game



**University of Wyoming
Wyoming Season/Career Statistics (as of Jan 20, 2022)
All games**

SEASON STATISTICS

CAREER STATISTICS

SUMMARY	gp-gs	min/g	fg%	3fg%	ft%	r/g	a/g	stl	blk	pts/g	gp-gs	min/g	fg%	3fg%	ft%	r/g	a/g	stl	blk	pts/g
Graham Ike	15-15	29.0	.550	.286	.685	8.5	1.4	13	1	20.0	27-22	25.6	.566	.250	.684	7.1	1.1	19	5	16.1
Hunter Maldonado	15-15	36.3	.506	.270	.700	5.8	6.7	20	3	17.3	110-97	31.6	.431	.278	.701	5.1	3.7	129	38	12.3
Drake Jeffries	16-16	33.1	.496	.486	.750	4.8	0.7	4	8	11.2	41-20	26.7	.430	.421	.828	3.5	0.8	16	15	8.9
Xavier DuSell	14-14	33.1	.421	.387	.684	2.9	1.7	9	2	10.8	39-25	27.3	.465	.427	.694	2.3	1.2	18	2	10.1
Jeremiah Oden	16-16	25.8	.554	.273	.667	4.9	0.5	7	16	8.8	39-27	18.7	.481	.258	.745	3.6	0.5	15	24	5.9
Brendan Wenzel	16-2	18.3	.411	.366	.857	2.1	0.5	6	1	4.9	16-2	18.3	.411	.366	.857	2.1	0.5	6	1	4.9
Noah Reynolds	8-0	11.3	.458	.545	.556	1.3	0.8	3	1	4.1	8-0	11.3	.458	.545	.556	1.3	0.8	3	1	4.1
Hunter Thompson	16-1	15.2	.377	.333	.714	2.3	0.4	1	2	3.8	93-64	24.2	.413	.352	.717	3.3	0.8	26	41	7.3
Kenny Foster	8-0	11.5	.278	.154	1.000	2.3	0.8	4	0	2.0	57-18	20.5	.384	.304	.722	2.8	1.0	23	10	5.7
Eoin Nelson	7-0	2.9	1.000	.000	.000	0.9	0.0	0	0	1.1	15-0	6.7	.652	.000	.500	2.1	0.0	2	0	2.2
John Grigsby	6-0	2.0	.286	.167	.000	0.3	0.0	0	0	0.8	9-0	1.8	.250	.143	.000	0.2	0.0	0	0	0.6
Deng Dut	12-1	7.4	.100	.077	.750	0.8	1.1	4	0	0.7	12-1	7.4	.100	.077	.750	0.8	1.1	4	0	0.7

SCORING	fg-fga	fg%	3fg-fga	3fg%	ft-fta	ft%	pts	pts/g	fg-fga	fg%	3fg-fga	3fg%	ft-fta	ft%	pts	pts/g
Graham Ike	111-202	.550	2-7	.286	76-111	.685	300	20.0	164-290	.566	2-8	.250	104-152	.684	434	16.1
Hunter Maldonado	90-178	.506	10-37	.270	70-100	.700	260	17.3	468-1087	.431	87-313	.278	335-478	.701	1358	12.3
Drake Jeffries	58-117	.496	54-111	.486	9-12	.750	179	11.2	117-272	.430	106-252	.421	24-29	.828	364	8.9
Xavier DuSell	51-121	.421	36-93	.387	13-19	.684	151	10.8	133-286	.465	93-218	.427	34-49	.694	393	10.1
Jeremiah Oden	56-101	.554	9-33	.273	20-30	.667	141	8.8	89-185	.481	16-62	.258	38-51	.745	232	5.9
Brendan Wenzel	23-56	.411	15-41	.366	18-21	.857	79	4.9	23-56	.411	15-41	.366	18-21	.857	79	4.9
Noah Reynolds	11-24	.458	6-11	.545	5-9	.556	33	4.1	11-24	.458	6-11	.545	5-9	.556	33	4.1
Hunter Thompson	20-53	.377	15-45	.333	5-7	.714	60	3.8	229-554	.413	128-364	.352	91-127	.717	677	7.3
Kenny Foster	5-18	.278	2-13	.154	4-4	1.000	16	2.0	111-289	.384	49-161	.304	52-72	.722	323	5.7
Eoin Nelson	4-4	1.000	0-0	.000	0-0	.000	8	1.1	15-23	.652	0-0	.000	3-6	.500	33	2.2
John Grigsby	2-7	.286	1-6	.167	0-0	.000	5	0.8	2-8	.250	1-7	.143	0-0	.000	5	0.6
Deng Dut	2-20	.100	1-13	.077	3-4	.750	8	0.7	2-20	.100	1-13	.077	3-4	.750	8	0.7

TOTALS	o-reb	d-reb	t-reb	pf	fo	ast	to	a/to	o-reb	d-reb	t-reb	pf	fo	ast	to	a/to
Graham Ike	38	90	128	47	1	21	48	0.4	53	140	193	90	3	30	72	0.4
Hunter Maldonado	11	76	87	38	0	100	46	2.2	91	475	566	292	7	406	255	1.6
Drake Jeffries	6	70	76	21	0	11	7	1.6	12	132	144	45	0	31	15	2.1
Xavier DuSell	1	39	40	34	0	24	18	1.3	6	82	88	93	1	46	39	1.2
Jeremiah Oden	19	60	79	18	0	8	15	0.5	34	108	142	66	0	18	27	0.7
Brendan Wenzel	11	23	34	24	0	8	6	1.3	11	23	34	24	0	8	6	1.3
Noah Reynolds	0	10	10	10	0	6	3	2.0	0	10	10	10	0	6	3	2.0
Hunter Thompson	7	30	37	29	0	6	8	0.8	52	259	311	266	14	72	105	0.7
Kenny Foster	3	15	18	6	0	6	2	3.0	27	132	159	87	2	57	43	1.3
Eoin Nelson	3	3	6	5	0	0	2	0.0	14	17	31	18	0	0	8	0.0
John Grigsby	1	1	2	0	0	0	0	0.0	1	1	2	0	0	0	0	0.0
Deng Dut	1	8	9	3	0	13	4	3.3	1	8	9	3	0	13	4	3.3



University of Wyoming
Wyoming Overall/Conference Statistics (as of Jan 20, 2022)
All games

SUMMARY	Overall Statistics										Conference Statistics									
	gp-gs	min/g	fg%	3fg%	ft%	r/g	a/g	stl	blk	pts/g	gp-gs	min/g	fg%	3fg%	ft%	r/g	a/g	stl	blk	pts/g
Graham Ike	15-15	29.0	.550	.286	.685	8.5	1.4	13	1	20.0	2-2	26.5	.516	.000	.789	9.5	1.0	2	0	23.5
Hunter Maldonado	15-15	36.3	.506	.270	.700	5.8	6.7	20	3	17.3	3-3	38.7	.421	.333	.773	7.0	9.7	4	0	17.3
Drake Jeffries	16-16	33.1	.496	.486	.750	4.8	0.7	4	8	11.2	3-3	39.0	.516	.500	.667	3.3	0.7	1	3	16.3
Xavier DuSell	14-14	33.1	.421	.387	.684	2.9	1.7	9	2	10.8	1-1	34.0	.333	.000	.000	2.0	3.0	0	0	2.0
Jeremiah Oden	16-16	25.8	.554	.273	.667	4.9	0.5	7	16	8.8	3-3	27.7	.526	.143	.800	4.7	0.3	1	4	8.3
Brendan Wenzel	16-2	18.3	.411	.366	.857	2.1	0.5	6	1	4.9	3-2	24.0	.538	.375	.750	2.7	1.3	1	0	6.7
Noah Reynolds	8-0	11.3	.458	.545	.556	1.3	0.8	3	1	4.1	2-0	26.0	.700	.750	.800	2.0	0.5	3	0	10.5
Hunter Thompson	16-1	15.2	.377	.333	.714	2.3	0.4	1	2	3.8	3-1	21.7	.556	.571	.667	2.7	0.3	1	1	5.3
Kenny Foster	8-0	11.5	.278	.154	1.000	2.3	0.8	4	0	2.0										
Eoin Nelson	7-0	2.9	1.000	.000	.000	0.9	0.0	0	0	1.1	1-0	2.0	.000	.000	.000	0.0	0.0	0	0	0.0
John Grigsby	6-0	2.0	.286	.167	.000	0.3	0.0	0	0	0.8										
Deng Dut	12-1	7.4	.100	.077	.750	0.8	1.1	4	0	0.7	2-0	3.0	.000	.000	.000	0.0	0.0	1	0	0.0
Totals	16		.481	.368	.703	35.7	12.7	71	34	77.5	3		.503	.433	.770	32.0	14.3	14	8	77.3
Opponent	16		.397	.276	.716	34.1	10.0	70	32	64.1	3		.417	.260	.795	32.3	12.0	18	5	68.3

SCORING	Overall Statistics								Conference Statistics							
	fg-fga	fg%	3fg-fga	3fg%	ft-fta	ft%	pts	pts/g	fg-fga	fg%	3fg-fga	3fg%	ft-fta	ft%	pts	pts/g
Graham Ike	111-202	.550	2-7	.286	76-111	.685	300	20.0	16-31	.516	0-0	.000	15-19	.789	47	23.5
Hunter Maldonado	90-178	.506	10-37	.270	70-100	.700	260	17.3	16-38	.421	3-9	.333	17-22	.773	52	17.3
Drake Jeffries	58-117	.496	54-111	.486	9-12	.750	179	11.2	16-31	.516	15-30	.500	2-3	.667	49	16.3
Xavier DuSell	51-121	.421	36-93	.387	13-19	.684	151	10.8	1-3	.333	0-1	.000	0-0	.000	2	2.0
Jeremiah Oden	56-101	.554	9-33	.273	20-30	.667	141	8.8	10-19	.526	1-7	.143	4-5	.800	25	8.3
Brendan Wenzel	23-56	.411	15-41	.366	18-21	.857	79	4.9	7-13	.538	3-8	.375	3-4	.750	20	6.7
Noah Reynolds	11-24	.458	6-11	.545	5-9	.556	33	4.1	7-10	.700	3-4	.750	4-5	.800	21	10.5
Hunter Thompson	20-53	.377	15-45	.333	5-7	.714	60	3.8	5-9	.556	4-7	.571	2-3	.667	16	5.3
Kenny Foster	5-18	.278	2-13	.154	4-4	1.000	16	2.0								
Eoin Nelson	4-4	1.000	0-0	.000	0-0	.000	8	1.1	0-0	.000	0-0	.000	0-0	.000	0	0.0
John Grigsby	2-7	.286	1-6	.167	0-0	.000	5	0.8								
Deng Dut	2-20	.100	1-13	.077	3-4	.750	8	0.7	0-1	.000	0-1	.000	0-0	.000	0	0.0
Totals	433-901	.481	151-410	.368	223-317	.703	1240	77.5	78-155	.503	29-67	.433	47-61	.770	232	77.3
Opponent	383-965	.397	105-380	.276	154-215	.716	1025	64.1	75-180	.417	20-77	.260	35-44	.795	205	68.3

TOTALS	Overall Statistics										Conference Statistics									
	o-reb	d-reb	total	pf	fo	a	to	a/to	hi	pts	o-reb	d-reb	total	pf	fo	a	to	a/to	hi	pts
Graham Ike	38	90	128	47	1	21	48	0.4	35		3	16	19	8	0	2	9	0.2	24	
Hunter Maldonado	11	76	87	38	0	100	46	2.2	24		1	20	21	9	0	29	10	2.9	21	
Drake Jeffries	6	70	76	21	0	11	7	1.6	33		1	9	10	3	0	2	2	1.0	20	
Xavier DuSell	1	39	40	34	0	24	18	1.3	22		0	2	2	3	0	3	2	1.5	2	
Jeremiah Oden	19	60	79	18	0	8	15	0.5	17		0	14	14	2	0	1	3	0.3	14	
Brendan Wenzel	11	23	34	24	0	8	6	1.3	15		3	5	8	8	0	4	4	1.0	15	
Noah Reynolds	0	10	10	10	0	6	3	2.0	14		0	4	4	6	0	1	1	1.0	14	
Hunter Thompson	7	30	37	29	0	6	8	0.8	15		1	7	8	8	0	1	2	0.5	10	
Kenny Foster	3	15	18	6	0	6	2	3.0	8											
Eoin Nelson	3	3	6	5	0	0	2	0.0	4		0	0	0	1	0	0	0	0.0	0	
John Grigsby	1	1	2	0	0	0	0	0.0	5											
Deng Dut	1	8	9	3	0	13	4	3.3	3		0	0	0	0	0	0	0	0.0	0	
Totals	122	449	571	235	1	203	162	1.3	108		13	83	96	48	0	43	34	1.3	84	
Opponent	154	392	546	308	-	160	176	0.9	94		26	71	97	56	-	36	32	1.1	69	



# Games	Lineup Started	Lineup #	Forward	Forward	Guard	Guard	Guard	Record
13		1	Ike	Oden	DuSell	Jeffries	Maldonado	11-2
1		2	Ike	Oden	DuSell	Jeffries	Dut	1-0
1		3	Ike	Oden	Wenzel	Jeffries	Maldonado	1-0
1		4	Thompson	Oden	Wenzel	Jeffries	Maldonado	1-0

Totals (16 games)

(The lineup numbers are by the order they first appeared during the season.)

14-2, 3-0 MW

Starting Lineup Game-by-Game

Date	Opponent	Lineup #	Forward	Forward	Guard	Guard	Guard	Record
11/10	Detroit Mercy	1	Ike	Oden	DuSell	Jeffries	Maldonado	1-0
11/14	Ark-Pine Bluff	1	Ike	Oden	DuSell	Jeffries	Maldonado	2-0
11/18	at Washington	1	Ike	Oden	DuSell	Jeffries	Maldonado	3-0
11/22	at Grand Canyon	1	Ike	Oden	DuSell	Jeffries	Maldonado	4-0
11/26	Hastings College	2	Ike	Oden	DuSell	Jeffries	Maldonado	5-0
11/29	at CSUF	1	Ike	Oden	DuSell	Jeffries	Maldonado	6-0
12/2	Denver	1	Ike	Oden	DuSell	Jeffries	Maldonado	7-0
12/6	McNeese St.	1	Ike	Oden	DuSell	Jeffries	Maldonado	8-0
12/8	at #8 Arizona	1	Ike	Oden	DuSell	Jeffries	Maldonado	8-1
12/11	Utah Valley	1	Ike	Oden	DuSell	Jeffries	Maldonado	9-1
12/22	Stanford	1	Ike	Oden	DuSell	Jeffries	Maldonado	9-2
12/23	Northern Iowa	1	Ike	Oden	DuSell	Jeffries	Maldonado	10-2
12/25	South Florida	1	Ike	Oden	DuSell	Jeffries	Maldonado	11-2
1/15	at Utah State	1	Ike	Oden	DuSell	Jeffries	Maldonado	12-2, 1-0 MW
1/17	at Nevada	3	Ike	Oden	Wenzel	Jeffries	Maldonado	13-2, 2-0 MW
1/19	San Jose State	4	Thompson	Oden	Wenzel	Jeffries	Maldonado	14-2, 3-0 MW



Individual Category Leaders

Points	G	Pts	Pts/G
Graham Ike	15	300	20.0
Hunter Maldonado	15	260	17.3
Drake Jeffries	16	179	11.2
Xavier DuSell	14	151	10.8
Jeremiah Oden	16	141	8.8
Brendan Wenzel	16	79	4.9
Hunter Thompson	16	60	3.8
Noah Reynolds	8	33	4.1
Kenny Foster	8	16	2.0
Deng Dut	12	8	0.7
Eoin Nelson	7	8	1.1
John Grigsby	6	5	0.8

FG Percentage	FG	Att	Pct
Eoin Nelson	4	4	1.000
Jeremiah Oden	56	101	.554
Graham Ike	111	202	.550
Hunter Maldonado	90	178	.506
Drake Jeffries	58	117	.496
Noah Reynolds	11	24	.458
Xavier DuSell	51	121	.421
Brendan Wenzel	23	56	.411
Hunter Thompson	20	53	.377
John Grigsby	2	7	.286
Kenny Foster	5	18	.278
Deng Dut	2	20	.100

3-Point Percentage	3FG	Att	Pct
Noah Reynolds	6	11	.545
Drake Jeffries	54	111	.486
Xavier DuSell	36	93	.387
Brendan Wenzel	15	41	.366
Hunter Thompson	15	45	.333
Graham Ike	2	7	.286
Jeremiah Oden	9	33	.273
Hunter Maldonado	10	37	.270
John Grigsby	1	6	.167
Kenny Foster	2	13	.154
Deng Dut	1	13	.077

Free Throw Percent	FG	Att	Pct
Kenny Foster	4	4	1.000
Brendan Wenzel	18	21	.857
Drake Jeffries	9	12	.750
Deng Dut	3	4	.750
Hunter Thompson	5	7	.714
Hunter Maldonado	70	100	.700
Graham Ike	76	111	.685
Xavier DuSell	13	19	.684
Jeremiah Oden	20	30	.667
Noah Reynolds	5	9	.556

Scoring Average	G	Pts	Avg/G
Graham Ike	15	300	20.0
Hunter Maldonado	15	260	17.3
Drake Jeffries	16	179	11.2
Xavier DuSell	14	151	10.8
Jeremiah Oden	16	141	8.8
Brendan Wenzel	16	79	4.9
Noah Reynolds	8	33	4.1
Hunter Thompson	16	60	3.8
Kenny Foster	8	16	2.0
Eoin Nelson	7	8	1.1
John Grigsby	6	5	0.8
Deng Dut	12	8	0.7

Field Goal Attempts	G	Att	Att/G
Graham Ike	15	202	13.5
Hunter Maldonado	15	178	11.9
Xavier DuSell	14	121	8.6
Drake Jeffries	16	117	7.3
Jeremiah Oden	16	101	6.3

Field Goals Made	G	Made	Made/G
Graham Ike	15	111	7.4
Hunter Maldonado	15	90	6.0
Drake Jeffries	16	58	3.6
Jeremiah Oden	16	56	3.5
Xavier DuSell	14	51	3.6

3-Point FG Attempts	G	Att	Att/G
Drake Jeffries	16	111	6.9
Xavier DuSell	14	93	6.6
Hunter Thompson	16	45	2.8
Brendan Wenzel	16	41	2.6
Hunter Maldonado	15	37	2.5

3-Point FG Made	G	Made	Made/G
Drake Jeffries	16	54	3.4
Xavier DuSell	14	36	2.6
Brendan Wenzel	16	15	0.9
Hunter Thompson	16	15	0.9
Hunter Maldonado	15	10	0.7

Free Throw Attempts	G	Att	Att/G
Graham Ike	15	111	7.4
Hunter Maldonado	15	100	6.7
Jeremiah Oden	16	30	1.9
Brendan Wenzel	16	21	1.3
Xavier DuSell	14	19	1.4

Free Throws Made	G	Made	Made/G
Graham Ike	15	76	5.1
Hunter Maldonado	15	70	4.7
Jeremiah Oden	16	20	1.3
Brendan Wenzel	16	18	1.1
Xavier DuSell	14	13	0.9

Rebounds	G	Reb	Reb/G
Graham Ike	15	128	8.5
Hunter Maldonado	15	87	5.8
Jeremiah Oden	16	79	4.9
Drake Jeffries	16	76	4.8
Xavier DuSell	14	40	2.9

Rebound Average	G	Reb	Avg/G
Graham Ike	15	128	8.5
Hunter Maldonado	15	87	5.8
Jeremiah Oden	16	79	4.9
Drake Jeffries	16	76	4.8
Xavier DuSell	14	40	2.9

Offensive Rebounds	G	No.	Avg/G
Graham Ike	15	38	2.5
Jeremiah Oden	16	19	1.2
Brendan Wenzel	16	11	0.7
Hunter Maldonado	15	11	0.7
Hunter Thompson	16	7	0.4

Defensive Rebounds	G	No.	Avg/G
Graham Ike	15	90	6.0
Hunter Maldonado	15	76	5.1
Drake Jeffries	16	70	4.4
Jeremiah Oden	16	60	3.8
Xavier DuSell	14	39	2.8

Fouls	G	No.	Per/G
Graham Ike	15	47	3.1
Hunter Maldonado	15	38	2.5
Xavier DuSell	14	34	2.4
Hunter Thompson	16	29	1.8
Brendan Wenzel	16	24	1.5

Fouls	G	No.
Graham Ike	15	1

Assists	G	No.	Ast/G
Hunter Maldonado	15	100	6.7
Xavier DuSell	14	24	1.7
Graham Ike	15	21	1.4
Deng Dut	12	13	1.1
Drake Jeffries	16	11	0.7

Steals	G	No.	Stl/G
Hunter Maldonado	15	20	1.3
Graham Ike	15	13	0.9
Xavier DuSell	14	9	0.6
Jeremiah Oden	16	7	0.4
Brendan Wenzel	16	6	0.4

Blocked Shots	G	No.	Blk/G
Graham Ike	16	16	1.0
Drake Jeffries	16	8	0.5
Hunter Maldonado	15	3	0.2
Hunter Thompson	16	2	0.1
Xavier DuSell	14	2	0.1

Minutes	G	No.	Min/G
Hunter Maldonado	15	545	36.3
Drake Jeffries	16	529	33.1
Xavier DuSell	14	464	33.1
Graham Ike	15	435	29.0
Jeremiah Oden	16	413	25.8

Turnovers	G	No.	TO/G
Graham Ike	15	48	3.2
Hunter Maldonado	15	46	3.1
Xavier DuSell	14	18	1.3
Jeremiah Oden	16	15	0.9
Hunter Thompson	16	8	0.5

Specialty Stat Leaders

Scoring	2021-22	Record	Career	Record
Hunter Thompson	0	0-0	6	3-3
Kenny Foster	0	0-0	4	3-1
Drake Jeffries	1	1-0	3	2-1
Xavier DuSell	2	1-1	5	2-3
Graham Ike	7	6-1	20	8-2
Hunter Maldonado	6	6-0	32	10-22

Double-Figure Points	2021-22	Record	Career	Record
Hunter Maldonado	14	13-1	72	39-33
Hunter Thompson	2	2-0	26	11-15
Kenny Foster	0	0-0	12	9-3
Drake Jeffries	9	9-0	16	15-1
Jeremiah Oden	7	7-0	12	9-3
Xavier DuSell	8	6-2	21	13-8
Graham Ike	15	13-2	22	17-5
Brendan Wenzel	3	3-0	3	3-0
Noah Reynolds	1	1-0	1	1-0

Scoring 20+ Points	2021-22	Record	Career	Record
Hunter Maldonado	6	6-0	15	10-5
Hunter Thompson	0	0-0	4	3-1
Kenny Foster	0	0-0	1	1-0
Drake Jeffries	1	1-0	2	2-0
Graham Ike	8	7-1	9	8-1
Xavier DuSell	2	1-1	3	1-2

Double-Doubles	2021-22	Record	Career	Record
Hunter Maldonado	4	4-0	10	7-3
Jeremiah Oden	1	1-0	2	1-1
Hunter Thompson	0	0-0	2	2-0
Graham Ike	6	5-1	6	5-1

Double-Figure Rebounds	2021-22	Record	Career	Record
Hunter Maldonado	1	1-0	7	4-3
Hunter Thompson	0	0-0	2	1-1
Jeremiah Oden	1	1-0	2	1-1
Graham Ike	6	5-1	6	5-1

Rebounds	2021-22	Record	Career	Record
Hunter Maldonado	4	4-0	36	21-15
Kenny Foster	0	0-0	4	3-1
Hunter Thompson	0	0-0	7	3-4
Drake Jeffries	1	1-0	3	3-0
Jeremiah Oden	2	2-0	3	2-1
Eoin Nelson	0	0-0	1	1-0
Graham Ike	12	9-2	13	9-4

Assists	2021-22	Record	Career	Record
Hunter Maldonado	13	11-2	55	33-22
Hunter Thompson	1	1-0	4	1-3
Kenny Foster	0	0-0	1	1-1
Xavier DuSell	2	2-0	2	2-0
Deng Dut	1	1-0	1	1-0



Individual Points-Rebounds-Assists

Opponent	Date	Score		00	02	05	10	11	21	22
				JEFFRIES,D	DUT,DENG	WENZEL,BRE	THOMPSON,H	NELSON,EOI	REYNOLDS,N	FOSTER,KEN
DETROIT MERCY	11/10/21	85-47	w	12-7-0	2-3-2	6-1-0	2-5-1	2-2-0	3-2-0	DNP
ARK.-PINE BLUFF	11/14/21	85-45	w	10-7-1	3-3-1	0-1-1	2-2-1	4-1-0	1-4-1	DNP
at Washington	11/18/21	77-72	w	2-7-0	0-0-0	0-1-0	3-2-0	DNP	DNP	DNP
at Grand Canyon	11/22/21	68-61	w	8-6-1	0-0-2	8-3-0	3-0-0	DNP	DNP	DNP
HASTINGS	11/26/21	108-59	w	33-7-3	0-2-7	3-2-1	15-4-1	2-3-0	6-0-1	2-4-3
at Cal St. Fullerton	11/29/21	79-66	w	14-4-1	0-0-1	5-2-0	0-0-0	DNP	DNP	DNP
DENVER	12/02/21	77-64	w	9-7-0	2-0-0	2-4-0	5-1-0	DNP	DNP	0-0-0
MCNEESE	12/04/21	79-58	w	3-5-1	0-0-0	11-4-0	5-4-1	DNP	0-0-2	0-1-1
at Arizona	12/08/21	65-94	L	8-3-0	DNP	0-4-1	0-4-1	0-0-0	0-0-1	2-4-0
UTAH VALLEY	12/11/21	74-62	w	15-6-1	0-0-0	12-0-0	0-1-0	DNP	DNP	0-2-1
vs Stanford	12/22/21	63-66	L	0-2-0	DNP	0-1-1	3-2-0	DNP	DNP	2-3-1
vs UNI	12/23/21	71-69	w	16-2-0	DNP	9-3-0	6-2-0	0-0-0	DNP	2-3-0
vs South Fla.	12/25/21	77-57	w	0-3-1	1-1-0	3-0-0	0-2-0	0-0-0	2-0-0	8-1-0
at Utah St.	01/15/22	71-69	w	14-2-0	0-0-0	0-1-0	0-3-1	DNP	DNP	DNP
at Nevada	01/17/22	77-67	w	20-3-1	0-0-0	5-4-4	10-1-0	DNP	7-1-0	DNP
SAN JOSE ST.	01/19/22	84-69	w	15-5-1	DNP	15-3-0	6-4-0	0-0-0	14-3-1	DNP

Opponent	Date	Score		24	25	33	53	55
				MALDONADO,	ODEN,JEREM	IKE,GRAHAM	DUSELL,XAV	GRIGSBY,JO
DETROIT MERCY	11/10/21	85-47	w	19-6-9	14-3-1	22-5-2	3-3-1	0-0-0
ARK.-PINE BLUFF	11/14/21	85-45	w	16-6-4	17-6-0	21-8-2	11-3-1	0-0-0
at Washington	11/18/21	77-72	w	24-10-1	7-8-0	26-10-0	15-4-2	DNP
at Grand Canyon	11/22/21	68-61	w	17-7-7	12-5-1	13-6-0	7-2-1	DNP
HASTINGS	11/26/21	108-59	w	DNP	8-2-2	14-10-3	20-1-6	5-0-0
at Cal St. Fullerton	11/29/21	79-66	w	21-5-9	6-5-1	17-9-1	16-5-1	DNP
DENVER	12/02/21	77-64	w	15-2-3	9-9-0	35-14-0	0-1-4	DNP
MCNEESE	12/04/21	79-58	w	20-4-5	13-10-1	18-10-2	9-4-0	0-1-0
at Arizona	12/08/21	65-94	L	9-1-4	7-3-0	17-4-3	22-3-0	0-0-0
UTAH VALLEY	12/11/21	74-62	w	10-8-5	8-3-1	13-9-1	16-2-2	DNP
vs Stanford	12/22/21	63-66	L	18-5-8	2-3-0	25-11-1	13-5-0	DNP
vs UNI	12/23/21	71-69	w	17-7-6	3-4-0	12-6-2	6-3-3	DNP
vs South Fla.	12/25/21	77-57	w	22-5-10	10-4-0	20-7-2	11-2-0	0-1-0
at Utah St.	01/15/22	71-69	w	21-8-6	11-4-1	23-8-1	2-2-3	DNP
at Nevada	01/17/22	77-67	w	11-8-11	0-2-0	24-11-1	DNP	DNP
SAN JOSE ST.	01/19/22	84-69	w	20-5-12	14-8-0	DNP	DNP	DNP

Game-by-Game Leaders

Opponent	Date	Score	Points	Rebounds	Assists	Steals	Blocks
Detroit Mercy	11/10	W 85-47	22 - Ike	7 - Jeffries	9 - Maldonado	1 - Multiple Players	2 - Oden
Arkansas-Pine Bluff	11/14	W 85-45	21 - Ike	8 - Ike	4 - Maldonado	3 - Maldonado	1 - Oden/Reynolds
at Washington	11/18	W 77-72 OT	26 - Ike	10 - Ike/Maldonado	2 - DuSell	1 - DuSell	2 - Oden
at Grand Canyon	11/22	W 68-61	17 - Maldonado	7 - Maldonado	7 - Maldonado	1 - Multiple	1 - Maldonado
Hastings College	11/26	W 108-49	33 - Jeffries	10 - Ike	7 - Dut	4 - Ike	NA
at CSU Fullerton	11/29	W 79-66	21 - Maldonado	9 - Ike	9 - Maldonado	1 - Oden/Maldonado	1 - Ike/Jeffries
Denver	12/2	W 77-64	35 - Ike	14 - Ike	4 - DuSell	2 - Oden	3- Oden
McNeese State	12/4	W 79-58	20 - Maldonado	10 - Ike/Oden	5 - Maldonado	1 - Ike/Maldonado	2 - Oden
at #8 Arizona	12/8	L 65-94	22 - DuSell	4 - Numerous Players	4 - Maldonado	3 - DuSell	1 - Maldonado/Wenzel
Utah Valley	12/11	W 74-62	16 - DuSell	9 - Ike	5 - Maldonado	4 - Maldonado	1 - Maldonado/DuSell
Stanford	12/22	L 63-66	25 - Ike	11 - Ike	8 - Maldonado	1 - Multiple	1 - Oden/DuSell
Northern Iowa	12/23	W 71-69	17 - Maldonado	7 - Maldonado	6 - Maldonado	3 - Wenzel	1 - Oden
South Florida	12/25	W 77-57	22 - Maldonado	7 - Ike	10 - Maldonado	1 - Multiple	1 - Jeffries
at Utah State	1/15	W 71-69	23 - Ike	8 - Ike/Maldonado	6 - Maldonado	1 - Multiple	2 - Oden
at Nevada	1/17	W 77-67	24 - Ike	11 - Ike	11 - Maldonado	2 - Maldonado/Reynolds	1 - Jeffries
San Jose State	1/19	W 84-69	20 - Maldonado	8 - Oden	12 - Maldonado	1 - Multiple	2 - Oden



Cowboys in Comparison to Opponents

Overall Record	14-2	When the Cowboys they are
When the Cowboys they are	Commit fewer fouls than opponent	12-1
Play day games	3-1	Commit more fouls than opponent	2-0
Play night games	11-1	Commit the same number of fouls	0-1
Lead at halftime	11-0	Have more assists than opponent	11-0
Trail at halftime	2-2	Have fewer assists than opponent	2-1
Are tied at halftime	2-0	Have the same number of assists	1-1
Shoot better from the field than opponent	12-1	Commit fewer turnovers than opponent	8-1
Shoot worse from the field than opponent	2-1	Commit more turnovers than opponent	2-1
Shoot the same from the field as opponent	0-0	Commit the same number of turnovers	4-0
Shoot better from three-point range than opponent	11-0	Block more shots than opponent	5-0
Shoot worse from three-point range than opponent	3-2	Block fewer shots than opponent	4-2
Shoot the same from three-point range as opponent	0-0	Block the same number of shots	5-0
Shoot better from the free-throw line than opponent	5-0	Have more steals than opponent	7-0
Shoot worse from the free-throw line than opponent	9-2	Have fewer steals than opponent	6-1
Shoot the same from the free-throw line as opponent	0-0	Have the same number of steals	1-1
Outrebound opponent	11-1	Have their starting frontcourt outscore the opponent's	13-1
Are outrebounded by opponent	3-1	Have their starting frontcourt outscored by the opponent's	1-1
Are even in rebounds with opponent	0-0	Have their starting frontcourt tied by the opponent's	0-0
Have more offensive rebounds than opponent	6-1	Have their starting backcourt outscore the opponent's	10-1
Have fewer offensive rebounds than opponent	8-2	Have their starting backcourt outscored by the opponent's	4-1
Have the same number of offensive rebounds	0-0	Have their starting backcourt tied by the opponent's	0-0
Have more defensive rebounds than opponent	10-1	Have their bench outscore the opponent's	5-0
Have fewer defensive rebounds than opponent	3-1	Have their bench outscored by the opponent's	8-2
Have the same number of defensive rebounds	1-0	Have their bench tied by the opponent's in scoring	1-0

Team Game-by-Game Comparison

Opponent	1st	2nd	Score	Mar	FG	FG %	3FG	3FG %	FT	FT Pct	Rbs	Ast	TO	Block	Steal	Fouls
DETROIT MERCY	40/21	45/26	85-47	+38	34-62/18-58	.548/.310	9-23/6-27	.391/.222	8-9/5-7	.889/.714	37/32 +5	16/5	6/13	3/1	3/1	11/10
ARK.-PINE BLUFF	42/22	43/23	85-45	+40	29-50/17-57	.580/.298	8-19/6-30	.421/.200	19-31/5-7	.613/.714	44/27 +17	12/8	13/14	2/0	5/2	11/26
Washington	34/31	31/34	77-72	+5	27-59/26-81	.458/.321	3-16/5-25	.188/.192	20-32/15-23	.625/.652	47/45 +2	3/6	17/7	3/4	1/5	21/29
Grand Canyon	26/18	42/43	68-61	+7	25-52/19-64	.481/.297	7-22/7-24	.318/.292	11-21/16-22	.524/.727	33/51 (18)	12/8	9/9	1/2	3/5	19/21
HASTINGS	55/33	53/26	108-59	+49	38-71/25-57	.535/.439	28-54/8-22	.519/.364	4-4/1-2	1.000/.500	37/28 +9	27/11	8/17	0/1	10/5	10/7
Cal St. Fullerton	39/26	40/40	79-66	+13	30-58/25-52	.517/.481	9-21/4-16	.429/.250	10-16/12-16	.625/.750	37/25 +12	14/8	8/8	2/2	2/5	16/19
Denver	38/41	39/23	77-64	+13	25-55/23-54	.455/.426	5-21/7-20	.238/.350	22-27/11-14	.815/.786	39/28 +11	7/12	8/11	4/1	5/4	17/23
MCNEESE	33/26	46/32	79-58	+21	27-62/23-65	.435/.354	7-24/8-31	.292/.258	18-24/4-11	.750/.364	50/34 +16	13/9	7/7	3/3	2/2	11/23
Arizona	22/53	43/41	65-94	(29)	23-58/38-72	.397/.528	8-25/11-28	.320/.393	11-15/7-8	.733/.875	27/42 (15)	10/23	14/10	2/6	7/9	11/15
UTAH VALLEY	39/27	35/35	74-62	+12	24-52/25-52	.462/.481	11-30/9-23	.367/.391	15-21/3-4	.714/.750	31/28 +3	11/10	5/11	2/2	7/2	13/18
Stanford	30/35	33/31	63-66	(3)	26-61/24-62	.426/.387	4-23/5-22	.174/.227	7-13/13-20	.538/.650	35/41 (6)	11/11	7/8	2/3	3/3	16/16
UNI	28/27	43/42	71-69	+2	23-57/23-55	.404/.418	13-41/7-22	.317/.318	12-17/16-25	.706/.640	30/38 (8)	11/8	17/17	1/0	6/7	19/21
South Fla.	33/33	44/24	77-57	+20	24-49/22-56	.490/.393	10-24/2-12	.417/.167	19-26/11-12	.731/.917	28/30 (2)	13/5	9/12	1/2	3/2	12/24
Utah St.	31/31	40/38	71-69	+2	24-46/26-64	.522/.406	6-16/6-26	.375/.231	17-21/11-15	.810/.733	31/32 (1)	12/12	14/8	3/2	3/9	17/17
Nevada	40/38	37/29	77-67	+10	25-59/24-61	.424/.393	10-25/6-30	.400/.200	17-22/13-16	.773/.813	35/39 (4)	17/12	12/14	1/1	7/4	18/20
SAN JOSE ST.	45/37	39/32	84-69	+15	29-50/25-55	.580/.455	13-26/8-21	.500/.381	13-18/11-13	.722/.846	30/26 +4	14/12	8/10	4/2	4/5	13/19

Note: Game totals are displayed in the format WYO/OPPONENT for each category



Specialty Stats Game-by-Game

Opponent	Paint	Off TO	2nd Chance	Fast Break	Bench	Largest Lead	Largest Deficit	Lead Changes	Times Tied
Detroit Mercy	44/16	13/3	15/7	0/0	15/9	40	--	0	0
Arkansas-Pine Bluff	40/18	16/9	15/5	1/6	10/10	42	4	1	0
at Washington	40/40	5/20	12/19	2/9	3/20	9	7	16	8
at Grand Canyon	34/22	13/7	4/15	7/8	11/5	13	3	12	6
Hastings College	20/22	15/3	15/8	11/6	33/0	51	4	3	2
CSU Fullerton	40/32	12/8	8/2	3/6	5/25	17	-	0	0
Denver	34/28	13/6	12/7	4/4	9/11	16	5	5	4
McNeese State	36/22	5/10	13/8	6/5	16/41	23	3	4	4
at #8 Arizona	26/52	7/19	7/20	3/16	5/23	2	36	1	1
Utah Valley	26/26	16/7	10/4	1/2	12/22	14	3	5	2
Stanford	42/26	7/9	6/16	7/6	5/18	2	12	4	2
Northern Iowa	18/30	19/13	11/6	4/13	17/38	14	4	9	2
South Florida	24/14	12/11	9/7	4/2	14/25	22	4	10	6
at Utah State	34/32	6/13	4/17	0/7	0/12	10	2	6	10
at Nevada	30/26	7/9	4/8	4/9	17/13	12	6	6	9
San Jose State	32/30	12/9	2/6	4/2	14/11	18	4	2	3

Points in the Paint: Most: 44 vs. Detroit Mercy
 Most Allowed: 52 at Arizona
 Least: 18 vs. UNI
 Least Allowed: 14 vs. South Florida

Points Off Turnovers: Most: 19 vs. Northern Iowa
 Most Allowed: 20 at Washington
 Least: 5 vs. McNeese State
 Least Allowed: 3 vs. Hastings College

Second Chance Pts: Most: 15 vs. Hastings College
 Most Allowed: 19 at Arizona
 Least: 4 vs. San Jose State
 Least Allowed: 2 at CSUF

Fast Break Points: Most: 11 vs. Hastings College
 Most Allowed: 20 at Arizona
 Least: 0 at Utah State
 Least Allowed: 0 vs. Detroit Mercy

Bench Points: Most: 33 vs. Hastings College
 Most Allowed: 41 vs McNeese State
 Least: 0 at Utah State
 Least Allowed: 0 vs. Hastings College

Largest Deficit Overcome: 7 at Washington
Largest Lead Lost: 2 vs. Stanford and Arizona

Note: Game totals are displayed in the format WYO/OPPONENT for each category

Starters/Bench Production

	Starters (Total / % Team Total)	Bench (Total / % Team Total)
Minutes	2502/ 77%	723/ 33%
Points	1057/ 85%	183 / 15%
Rebounds	423/ 73%	145 / 27%

Record by Margin

1	2	3	4	5	6
0-0	2-0	0-1	0-0	1-0	0-0
7	8	9	10-15	16-20	20+
1-0	0-0	0-0	5-0	0-0	5-1

Record by Conference

Conference	Record
Horizon League	1-0
SWAC	1-0
Pac-12	1-2
WAC	2-0
GPAC	1-0
Big West	1-0
Summit League	1-0
Southland	1-0
Missouri Valley	1-0
AAC	1-0
Mountain West	3-0

Points Scored/Allowed

Scoring		Allowing
0-0	49 or less	2-0
0-0	50-59	3-0
1-2	60-69	8-1
8-0	70-79	1-0
3-0	80-89	0-0
0-0	90-99	0-1
1-0	100+	0-0

Record by Month

Nov.	Dec.	Jan.	Feb.	March
6-0	5-2	3-0	0-0	0-0

Record by Day of the Week

Sun.	Mon.	Tue.	Wed.	Thu.	Fri.	Sat.
1-0	3-0	0-0	2-2	3-0	1-0	4-0



Team Superlatives

Wyoming Game Highs

Wyoming - TEAM GAME HIGHS

POINTS	108	HASTINGS (11/26/21)
	85	ARK.-PINE BLUFF (11/14/21)
	85	DETROIT MERCY (11/10/21)
	84	SAN JOSE ST. (01/19/22)
	79	MCNEESE (12/04/21)
	79	at Cal St. Fullerton (11/29/21)
FIELD GOALS MADE	38	HASTINGS (11/26/21)
	34	DETROIT MERCY (11/10/21)
FIELD GOAL ATTEMPTS	71	HASTINGS (11/26/21)
	62	MCNEESE (12/04/21)
	62	DETROIT MERCY (11/10/21)
FIELD GOAL PERCENTAGE	.580 (29-50)	SAN JOSE ST. (01/19/22)
	.580 (29-50)	ARK.-PINE BLUFF (11/14/21)
3 PT FIELD GOALS MADE	28	HASTINGS (11/26/21)
	13	SAN JOSE ST. (01/19/22)
	13	vs UNI (12/23/21)
3 PT FG ATTEMPTS	54	HASTINGS (11/26/21)
	41	vs UNI (12/23/21)
3 PT FG PERCENTAGE	.519 (28-54)	HASTINGS (11/26/21)
	.500 (13-26)	SAN JOSE ST. (01/19/22)
FREE THROWS MADE	22	DENVER (12/02/21)
	20	at Washington (11/18/21)
FREE THROW ATTEMPTS	32	at Washington (11/18/21)
	31	ARK.-PINE BLUFF (11/14/21)
FREE THROW PERCENTAGE	1.000 (4-4)	HASTINGS (11/26/21)
	.889 (8-9)	DETROIT MERCY (11/10/21)
REBOUNDS	50	MCNEESE (12/04/21)
	47	at Washington (11/18/21)
ASSISTS	27	HASTINGS (11/26/21)
	17	at Nevada (01/17/22)
STEALS	10	HASTINGS (11/26/21)
	7	at Nevada (01/17/22)
	7	UTAH VALLEY (12/11/21)
	7	at Arizona (12/08/21)
BLOCKED SHOTS	4	SAN JOSE ST. (01/19/22)
	4	DENVER (12/02/21)
TURNOVERS	17	vs UNI (12/23/21)
	17	at Washington (11/18/21)
FOULS	21	at Washington (11/18/21)
	19	vs UNI (12/23/21)
	19	at Grand Canyon (11/22/21)

Opponent Game Highs

Opponent - GAME HIGHS

POINTS	94	at Arizona (12/08/21)
	72	at Washington (11/18/21)
	69	SAN JOSE ST. (01/19/22)
	69	at Utah St. (01/15/22)
	69	vs UNI (12/23/21)
FIELD GOALS MADE	38	at Arizona (12/08/21)
	26	at Utah St. (01/15/22)
	26	at Washington (11/18/21)
FIELD GOAL ATTEMPTS	81	at Washington (11/18/21)
	72	at Arizona (12/08/21)
FIELD GOAL PERCENTAGE	.528 (38-72)	at Arizona (12/08/21)
	.481 (25-52)	UTAH VALLEY (12/11/21)
	.481 (25-52)	at Cal St. Fullerton (11/29/21)
3 PT FIELD GOALS MADE	11	at Arizona (12/08/21)
	9	UTAH VALLEY (12/11/21)
3 PT FG ATTEMPTS	31	MCNEESE (12/04/21)
	30	at Nevada (01/17/22)
	30	ARK.-PINE BLUFF (11/14/21)
3 PT FG PERCENTAGE	.393 (11-28)	at Arizona (12/08/21)
	.391 (9-23)	UTAH VALLEY (12/11/21)
FREE THROWS MADE	16	vs UNI (12/23/21)
	16	at Grand Canyon (11/22/21)
FREE THROW ATTEMPTS	25	vs UNI (12/23/21)
	23	at Washington (11/18/21)
FREE THROW PERCENTAGE	.917 (11-12)	vs South Fla. (12/25/21)
	.875 (7-8)	at Arizona (12/08/21)
REBOUNDS	51	at Grand Canyon (11/22/21)
	45	at Washington (11/18/21)
ASSISTS	23	at Arizona (12/08/21)
	12	SAN JOSE ST. (01/19/22)
	12	at Nevada (01/17/22)
	12	at Utah St. (01/15/22)
	12	DENVER (12/02/21)
STEALS	9	at Utah St. (01/15/22)
	9	at Arizona (12/08/21)
BLOCKED SHOTS	6	at Arizona (12/08/21)
	4	at Washington (11/18/21)
TURNOVERS	17	vs UNI (12/23/21)
	17	HASTINGS (11/26/21)
FOULS	29	at Washington (11/18/21)
	26	ARK.-PINE BLUFF (11/14/21)

Wyoming Game Lows

Wyoming - GAME LOWS

POINTS	63	vs Stanford (12/22/21)
	65	at Arizona (12/08/21)
	68	at Grand Canyon (11/22/21)
	71	vs UNI (12/23/21)
	71	at Utah St. (01/15/22)
FIELD GOALS MADE	23	at Arizona (12/08/21)
	23	vs UNI (12/23/21)
FIELD GOAL ATTEMPTS	46	at Utah St. (01/15/22)
	49	vs South Fla. (12/25/21)
FIELD GOAL PERCENTAGE	.397 (23-58)	at Arizona (12/08/21)
	.404 (23-57)	vs UNI (12/23/21)
3 PT FIELD GOALS MADE	3	at Washington (11/18/21)
	4	vs Stanford (12/22/21)
3 PT FG ATTEMPTS	16	at Washington (11/18/21)
	16	at Utah St. (01/15/22)
3 PT FG PERCENTAGE	.174 (4-23)	vs Stanford (12/22/21)
	.188 (3-16)	at Washington (11/18/21)
FREE THROWS MADE	4	HASTINGS (11/26/21)
	7	vs Stanford (12/22/21)
FREE THROW ATTEMPTS	4	HASTINGS (11/26/21)
	9	DETROIT MERCY (11/10/21)
FREE THROW PERCENTAGE	.524 (11-21)	at Grand Canyon (11/22/21)
	.538 (7-13)	vs Stanford (12/22/21)
REBOUNDS	27	at Arizona (12/08/21)
	28	vs South Fla. (12/25/21)
ASSISTS	3	at Washington (11/18/21)
	7	DENVER (12/02/21)
STEALS	1	at Washington (11/18/21)
	2	at Cal St. Fullerton (11/29/21)
	2	MCNEESE (12/04/21)
BLOCKED SHOTS	0	HASTINGS (11/26/21)
	1	at Grand Canyon (11/22/21)
	1	vs UNI (12/23/21)
	1	vs South Fla. (12/25/21)
	1	at Nevada (01/17/22)
TURNOVERS	5	UTAH VALLEY (12/11/21)
	6	DETROIT MERCY (11/10/21)
FOULS	10	HASTINGS (11/26/21)
	11	DETROIT MERCY (11/10/21)
	11	ARK.-PINE BLUFF (11/14/21)
	11	MCNEESE (12/04/21)
	11	at Arizona (12/08/21)

Opponent Game Lows

Opponent - GAME LOWS

POINTS	45	ARK.-PINE BLUFF (11/14/21)
	47	DETROIT MERCY (11/10/21)
	57	vs South Fla. (12/25/21)
	58	MCNEESE (12/04/21)
	59	HASTINGS (11/26/21)
FIELD GOALS MADE	17	ARK.-PINE BLUFF (11/14/21)
	18	DETROIT MERCY (11/10/21)
FIELD GOAL ATTEMPTS	52	at Cal St. Fullerton (11/29/21)
	52	UTAH VALLEY (12/11/21)
FIELD GOAL PERCENTAGE	.297 (19-64)	at Grand Canyon (11/22/21)
	.298 (17-57)	ARK.-PINE BLUFF (11/14/21)
3 PT FIELD GOALS MADE	2	vs South Fla. (12/25/21)
	4	at Cal St. Fullerton (11/29/21)
3 PT FG ATTEMPTS	12	vs South Fla. (12/25/21)
	16	at Cal St. Fullerton (11/29/21)
3 PT FG PERCENTAGE	.167 (2-12)	vs South Fla. (12/25/21)
	.192 (5-26)	at Washington (11/18/21)
FREE THROWS MADE	1	HASTINGS (11/26/21)
	3	UTAH VALLEY (12/11/21)
FREE THROW ATTEMPTS	2	HASTINGS (11/26/21)
	4	UTAH VALLEY (12/11/21)
FREE THROW PERCENTAGE	.364 (4-11)	MCNEESE (12/04/21)
	.500 (1-2)	HASTINGS (11/26/21)
REBOUNDS	25	at Cal St. Fullerton (11/29/21)
	5	SAN JOSE ST. (01/19/22)
ASSISTS	2	DETROIT MERCY (11/10/21)
	5	vs South Fla. (12/25/21)
STEALS	1	DETROIT MERCY (11/10/21)
	2	ARK.-PINE BLUFF (11/14/21)
	2	MCNEESE (12/04/21)
	2	UTAH VALLEY (12/11/21)
	2	vs South Fla. (12/25/21)
BLOCKED SHOTS	0	ARK.-PINE BLUFF (11/14/21)
	0	vs UNI (12/23/21)
TURNOVERS	7	at Washington (11/18/21)
	7	MCNEESE (12/04/21)
FOULS	7	HASTINGS (11/26/21)
	10	DETROIT MERCY (11/10/21)



Player Superlatives

Wyoming

Points	35	Graham Ike vs Denver (12/02/21)
	33	Drake Jeffries vs Hastings (11/26/21)
	26	Graham Ike at Washington (11/18/21)
	25	Graham Ike vs Stanford (12/22/21)
	24	Graham Ike at Nevada (01/17/22)
	24	Hunter Maldonado at Washington (11/18/21)
Field Goals Made	11	Graham Ike vs Stanford (12/22/21)
	11	Graham Ike vs Denver (12/02/21)
	11	Drake Jeffries vs Hastings (11/26/21)
	11	Graham Ike at Washington (11/18/21)
Field Goal Att.	19	Graham Ike at Washington (11/18/21)
	18	Graham Ike vs Stanford (12/22/21)
	18	Hunter Maldonado at Washington (11/18/21)
FG Pct (min 5 made)	1.000 (5-5)	Brendan Wenzel vs San Jose St. (01/19/22)
	1.000 (5-5)	Graham Ike vs UNI (12/23/21)
3-Point FG Made	11	Drake Jeffries vs Hastings (11/26/21)
	6	Drake Jeffries at Nevada (01/17/22)
	6	Xavier DuSell at Arizona (12/08/21)
	6	Xavier DuSell vs Hastings (11/26/21)
3-Point FG Att.	17	Drake Jeffries vs Hastings (11/26/21)
	12	Drake Jeffries vs San Jose St. (01/19/22)
	12	Xavier DuSell at Arizona (12/08/21)
3-Pt FG Pct (min 2 made)	1.000 (3-3)	Noah Reynolds vs San Jose St. (01/19/22)
	1.000 (2-2)	Brendan Wenzel vs San Jose St. (01/19/22)
	1.000 (2-2)	Jeremiah Oden vs South Fla. (12/25/21)
	1.000 (2-2)	Graham Ike vs Hastings (11/26/21)
Free Throws Made	13	Graham Ike vs Denver (12/02/21)
	12	Graham Ike vs South Fla. (12/25/21)
Free Throw Att.	17	Graham Ike vs Denver (12/02/21)
	16	Graham Ike vs South Fla. (12/25/21)
	16	Graham Ike vs Ark.-Pine Bluff (11/14/21)
FT Pct (min 3 made)	1.000 (5-5)	Graham Ike at Arizona (12/08/21)
	1.000 (5-5)	Hunter Maldonado vs Detroit Mercy (11/10/21)
	1.000 (4-4)	Xavier DuSell vs Utah Valley (12/11/21)
	1.000 (4-4)	Brendan Wenzel vs Utah Valley (12/11/21)
	1.000 (3-3)	Noah Reynolds at Nevada (01/17/22)
	1.000 (3-3)	Brendan Wenzel vs McNeese (12/04/21)
Rebounds	14	Graham Ike vs Denver (12/02/21)
	11	Graham Ike at Nevada (01/17/22)
	11	Graham Ike vs Stanford (12/22/21)
Assists	12	Hunter Maldonado vs San Jose St. (01/19/22)
	11	Hunter Maldonado at Nevada (01/17/22)
Steals	4	Hunter Maldonado vs Utah Valley (12/11/21)
	4	Graham Ike vs Hastings (11/26/21)
Blocked Shots	3	Jeremiah Oden vs Denver (12/02/21)
	2	Jeremiah Oden vs San Jose St. (01/19/22)
	2	Jeremiah Oden at Utah St. (01/15/22)
	2	Jeremiah Oden vs McNeese (12/04/21)
	2	Jeremiah Oden at Washington (11/18/21)
	2	Jeremiah Oden vs Detroit Mercy (11/10/21)
Turnovers	9	Hunter Maldonado vs UNI (12/23/21)
	6	Graham Ike at Utah St. (01/15/22)
Fouls	5	Graham Ike at Washington (11/18/21)

Wyoming

	4	Jeremiah Oden vs UNI (12/23/21)
	4	Graham Ike vs Stanford (12/22/21)
	4	Hunter Maldonado vs Utah Valley (12/11/21)
	4	Graham Ike at Arizona (12/08/21)
	4	Hunter Maldonado at Arizona (12/08/21)
	4	Hunter Maldonado vs Denver (12/02/21)
	4	Brendan Wenzel vs Denver (12/02/21)
	4	Hunter Thompson vs Denver (12/02/21)
	4	Hunter Maldonado at Cal St. Fullerton (11/29/21)
	4	Xavier DuSell at Cal St. Fullerton (11/29/21)
	4	Xavier DuSell at Grand Canyon (11/22/21)
	4	Graham Ike at Grand Canyon (11/22/21)
	4	Hunter Thompson at Washington (11/18/21)
	4	Hunter Maldonado at Washington (11/18/21)
	4	Xavier DuSell at Washington (11/18/21)
	4	Xavier DuSell vs Ark.-Pine Bluff (11/14/21)
Minutes	44	Xavier DuSell at Washington (11/18/21)
	44	Hunter Maldonado at Washington (11/18/21)
	42	Jeremiah Oden at Washington (11/18/21)
	40	Drake Jeffries vs San Jose St. (01/19/22)
	40	Hunter Maldonado at Nevada (01/17/22)
	40	Drake Jeffries at Nevada (01/17/22)
	40	Hunter Maldonado vs UNI (12/23/21)
	40	Hunter Maldonado vs Stanford (12/22/21)
	40	Drake Jeffries vs Utah Valley (12/11/21)

Opponents

Points	30	Terrell Brown Jr. at Washington (11/18/21)
	24	Benedict Mathurin at Arizona (12/08/21)
	20	Grant Sherfield at Nevada (01/17/22)
	20	Jovan Blacksher Jr. at Grand Canyon (11/22/21)
	19	Rylan Jones at Utah St. (01/15/22)
	19	Justin Bean at Utah St. (01/15/22)
	19	Nate Heise vs UNI (12/23/21)
	19	Michael Henn vs Denver (12/02/21)
	19	E.J. Anosike at Cal St. Fullerton (11/29/21)
	19	Mathais Nchekwube vs Hastings (11/26/21)
Field Goals Made	10	Benedict Mathurin at Arizona (12/08/21)
	10	Terrell Brown Jr. at Washington (11/18/21)
Field Goal Att.	29	Terrell Brown Jr. at Washington (11/18/21)
	24	Jovan Blacksher Jr. at Grand Canyon (11/22/21)
FG Pct (min 5 made)	.750 (6-8)	Nate Heise vs UNI (12/23/21)
	.714 (5-7)	Jalen Harris at Cal St. Fullerton (11/29/21)
3-Point FG Made	5	Kerr Kriisa at Arizona (12/08/21)
	5	Kylen Milton vs Ark.-Pine Bluff (11/14/21)
3-Point FG Att.	10	Rylan Jones at Utah St. (01/15/22)
	10	Kerr Kriisa at Arizona (12/08/21)
3-Pt FG Pct (min 2 made)	1.000 (3-3)	Coban Porter vs Denver (12/02/21)
	1.000 (2-2)	Tim Ceaser vs Utah Valley (12/11/21)
Free Throws Made	9	Terrell Brown Jr. at Washington (11/18/21)
	8	Gabe McGlothlan at Grand Canyon (11/22/21)
Free Throw Att.	10	Gabe McGlothlan at Grand Canyon (11/22/21)
	10	Terrell Brown Jr. at Washington (11/18/21)
FT Pct (min 3 made)	1.000 (5-5)	Javon Greene vs South Fla. (12/25/21)
	1.000 (4-4)	KJ Hunt vs Denver (12/02/21)
	1.000 (3-3)	Shon Robinson vs San Jose St. (01/19/22)
	1.000 (3-3)	Tibet Gorener vs San Jose St. (01/19/22)
	1.000 (3-3)	Azuolas Tubellis at Arizona (12/08/21)
	1.000 (3-3)	Trey Sampson vs Ark.-Pine Bluff (11/14/21)
	1.000 (3-3)	Antoine Davis vs Detroit Mercy (11/10/21)
Rebounds	13	Justin Bean at Utah St. (01/15/22)
	13	Madut Akec vs Detroit Mercy (11/10/21)
Assists	8	Omari Moore vs San Jose St. (01/19/22)
	8	Grant Sherfield at Nevada (01/17/22)
Steals	5	Dalen Terry at Arizona (12/08/21)
	3	Rylan Jones at Utah St. (01/15/22)
	3	Nate Heise vs UNI (12/23/21)
	3	Grady Corrigan vs Hastings (11/26/21)
Blocked Shots	3	Gabe McGlothlan at Grand Canyon (11/22/21)
	2	Omari Moore vs San Jose St. (01/19/22)
	2	Trevin Dorius at Utah St. (01/15/22)
	2	Fardaws Aimaq vs Utah Valley (12/11/21)
	2	Christian Koloko at Arizona (12/08/21)
	2	Ibrahim Famouke Doum at Cal St. Fullerton (11/29/21)
Turnovers	10	Mathais Nchekwube vs Hastings (11/26/21)
	6	Austin Phye vs UNI (12/23/21)
Fouls	5	AJ Green vs UNI (12/23/21)
	5	Nate Heise vs UNI (12/23/21)
	5	James Keefe vs Stanford (12/22/21)
	5	Michael Henn vs Denver (12/02/21)

Opponents



Cowboys in the NCAA National Stats

Team Stats

3-pt Field Goal Attempts (350 ranked)	108	5	410	Eastern Ky.	664	New Mexico	441
Assist Turnover Ratio (350 ranked)	62	4	1.25	Northwestern	2.02	Colorado St.	1.55
Assists Per Game (350 ranked)	224	7	12.7	Arizona	21.9	Utah St.	17.8
Blocked Shots Per Game (350 ranked)	318	10	2.1	Auburn	8.4	San Diego St.	5.2
Defensive Rebounds per Game (350 ranked)	36	2	28.06	Gonzaga	31.75	Nevada	28.60
Fewest Fouls (350 ranked)	39	3	235	New Hampshire	157	Colorado St.	218
Fewest Turnovers (350 ranked)	20	2	162	New Hampshire	101	Colorado St.	150
Field-Goal Percentage (350 ranked)	26	2	48.1	Gonzaga	53.9	Colorado St.	49.8
Field-Goal Percentage Defense (350 ranked)	39	2	39.7	LSU	35.3	San Diego St.	37.2
Free Throw Attempts (350 ranked)	109	3	317	Iona	439	New Mexico	376
Free Throws Made (350 ranked)	116	4	223	Arkansas	311	New Mexico	273
Free-Throw Percentage (350 ranked)	191	7	70.3	Montana	81.7	Colorado St.	80.8
Offensive Rebounds Per Game (350 ranked)	324	9	7.62	TCU	15.13	Boise St.	11.88
Personal Fouls Per Game (350 ranked)	49	2	14.7	Western Ky.	12.8	Colorado St.	14.5
Rebound Margin (350 ranked)	175	7	1.6	Kentucky	13.7	Boise St.	7.9
Scoring Defense (350 ranked)	67	5	64.1	Texas	55.2	Fresno St.	56.5
Scoring Margin (350 ranked)	26	1	13.4	Gonzaga	24.5	Wyoming	13.4
Scoring Offense (350 ranked)	55	2	77.5	Gonzaga	90.9	Colorado St.	79.0
Steals Per Game (350 ranked)	341	11	4.4	LSU	11.9	San Diego St.	7.9
Three Pt FG Defense (350 ranked)	14	2	27.6	Grand Canyon	25.3	San Diego St.	27.4
Three-Point Field Goals Per Game (350 ranked)	37	2	9.4	Oral Roberts	12.7	San Jose St.	10.0
Three-Point Field-Goal Percentage (350 ranked)	50	3	36.8	South Dakota St.	44.5	Colorado St.	38.6
Total 3-point FGM (349 ranked)	65	3	151	Furman	239	San Jose St.	160
Total Assists (350 ranked)	233	8	203	Furman	355	Utah St.	321
Total Blocks (350 ranked)	315	10	34	Auburn	152	New Mexico	90
Total Rebounds (350 ranked)	226	6	571	South Carolina St.	765	Boise St.	644
Total Rebounds Per Game (350 ranked)	189	5	35.69	Arizona	43.33	Boise St.	37.88
Total Steals (350 ranked)	338	11	71	LSU	214	Utah St.	128
Turnover Margin (349 ranked)	151	7	0.9	Abilene Christian	9.5	Fresno St.	2.8
Turnovers Forced (350 ranked)	315	10	11.00	Abilene Christian	22.18	Boise St.	14.00
Turnovers Per Game (350 ranked)	18	2	10.1	Wisconsin	8.4	Colorado St.	10.0
Won-Lost Percentage (349 ranked)	12	2	87.5	Auburn	94.4	Colorado St.	93.3

Individual Stats

3-pt Field Goal Attempts (340 ranked)	Drake Jeffries Xavier DuSell	93 237	2 7	111 93	Darius McGhee, Liberty	194	Desmond Cambridge Jr., Nevada	126
Assist Turnover Ratio (350 ranked)	Hunter Maldonado	79	4	2.17	Mika Adams-Woods, Cincinnati	5.33	Isaiah Stevens, Colorado St.	3.91
Assists Per Game (340 ranked)	Hunter Maldonado	4	1	6.7	Jalen Moore, Oakland	8.2	Hunter Maldonado, Wyoming	6.7
Blocked Shots Per Game (346 ranked)	Jeremiah Oden	229	10	1.00	Jamarion Sharp, Western Ky.	4.65	Nathan Mensah, San Diego St.	2.38
Defensive Rebounds per Game (350 ranked)	Graham Ike	64	3	6.00	Fardaws Aimaq, Utah Valley	10.82	Royce Hamm Jr., UNLV	7.18
	Hunter Maldonado	175	9	5.07				
	Drake Jeffries	350	12	4.38				
Double Doubles (205 ranked)	Graham Ike	31	2	6	Fardaws Aimaq, Utah Valley	15	Justin Bean, Utah St.	11
	Hunter Maldonado	83	5	4				
Field-Goal Percentage (331 ranked)	Graham Ike	49	3	55.0	Zach Edey, Purdue	70.7	Justin Bean, Utah St.	59.2
	Hunter Maldonado	92	5	50.6				
Free Throw Attempts (321 ranked)	Graham Ike	8	1	111	John Hugley, Pittsburgh	142	Graham Ike, Wyoming	111
	Hunter Maldonado	33	3	100				
Free Throws Made (327 ranked)	Graham Ike	24	1	76	Tanner Holden, Wright St.	109	Graham Ike, Wyoming	76
	Hunter Maldonado	49	3	70				
Free-Throw Percentage (350 ranked)	Hunter Maldonado	332	11	70.0	Alfonso Plummer, Illinois	98.0	Isaiah Stevens, Colorado St.	87.5
	Graham Ike	343	12	68.5				
Minutes Per Game (350 ranked)	Hunter Maldonado	21	2	36:22	Jaren Holmes, St. Bonaventure	38:27	Ethan Taylor, Air Force	37:01
	Xavier DuSell	172	10	33:08				
	Drake Jeffries	174	11	33:07				
Offensive Rebounds Per Game (347 ranked)	Graham Ike	129	5	2.53	Oscar Tshiebwe, Kentucky	5.22	Mladen Armus, Boise St.	3.24
Points Per Game (349 ranked)	Graham Ike	22	1	20.0	Antoine Davis, Detroit Mercy	23.9	Graham Ike, Wyoming	20.0
	Hunter Maldonado	80	8	17.3				
Rebounds Per Game (343 ranked)	Graham Ike	52	5	8.5	Oscar Tshiebwe, Kentucky	14.8	Royce Hamm Jr., UNLV	10.0
Steals Per Game (343 ranked)					Jacob Gilyard, Richmond	3.44	Jaelen House, New Mexico	2.18
Three-Point Field Goals Per Game (348 ranked)	Drake Jeffries	16	1	3.38	Antoine Davis, Detroit Mercy	4.50	Drake Jeffries, Wyoming	3.38
	Xavier DuSell	91	3	2.57				
Three-Point Field-Goal Percentage (110 ranked)	Drake Jeffries	5	1	48.6	Keller Boothby, Cornell	52.7	Drake Jeffries, Wyoming	48.6
	Xavier DuSell	72	2	38.7				
Total 3-point FGM (338 ranked)	Drake Jeffries	18	1	54	Darius McGhee, Liberty	79	Drake Jeffries, Wyoming	54
	Xavier DuSell	203	4	36				
Total Assists (349 ranked)	Hunter Maldonado	15	1	100	Jalen Moore, Oakland	131	Hunter Maldonado, Wyoming	100
Total Blocks (329 ranked)	Jeremiah Oden	220	11	16	Jamarion Sharp, Western Ky.	79	Nathan Mensah, San Diego St.	31
Total Field Goal Attempts (349 ranked)	Graham Ike	172	8	202	Darius McGhee, Liberty	308	Bryce Hamilton, UNLV	278
	Hunter Maldonado	339	10	178				
Total Field Goals Made (349 ranked)	Graham Ike	51	5	111	Keegan Murray, Iowa	153	Justin Bean, Utah St.	132
	Hunter Maldonado	194	9	90				
Total Minutes (350 ranked)	Hunter Maldonado	209	5	545:35	Dereon Seabron, NC State	702:07	Justin Bean, Utah St.	631:03
	Drake Jeffries	285	11	529:53				
Total Points (346 ranked)	Graham Ike	70	5	300	Darius McGhee, Liberty	437	Justin Bean, Utah St.	343
	Hunter Maldonado	161	9	260				
Total Rebounds (349 ranked)	Graham Ike	91	5	128	Oscar Tshiebwe, Kentucky	267	Justin Bean, Utah St.	178
Total Steals (316 ranked)					Jacob Gilyard, Richmond	62	Jaelen House, New Mexico	37
Triple Doubles (1 ranked)					13 players tied	1	Ethan Taylor, Air Force	1



Last Time an Individual

Cowboy Scored 30 Points 35 by Graham Ike vs. Denver, 12/2/21
Opponent Scored 30 Points 30 by Terrell Brown Jr., at Wash. 11/18/21

Cowboy Scored 40 Points 41 by Jay Straight vs. CSU, 2/26/05
Opponent Scored 40 Points 43 by Ruben Douglas UNM, 2/15/03

Cowboy Made Seven 3FG 11 by D. Jeffries vs. Hastings, 11/26/21
Opponent Made Seven 3FG 8 Braxton Huggins, Fresno St., 2/27/19

Cowboy Made 15 FT 16 by Jason McManamen vs. Pacific, 11/22/16
Opponent Made 15 FT 17 by Deshon Taylor, Fresno State, 2/8/17

Cowboy Had 15 Rebounds 16 by Hunter Maldonado, vs. UNM, 2/19/21
Opponent Had 15 Rebounds 15 by Nico Carvacho, Colorado State 3/4/20

Cowboy Had 20 Rebounds 20 by Justin James, vs. Evansville, 11/28/18
Opponent Had 20 Rebounds 20 by Carlton Bragg, UNM, 3/6/19

Cowboy Had 10 Assists 12 by Hunter Maldonado vs. SJSU, 1/19/22
Opponent Had 10 Assists 10 by Alex Caruso at Texas A&M, 3/18/14

Cowboy had 15 Assists 15 by Jay Straight vs. Winthrop, 12/20/03
Opponent had 15 Assists 15 by Matt Montague BYU, 2/2/02

Cowboy Blocked Five Shots 5 by Alan Herndon, at Nevada, 1/3/18
Opponent Blocked Five Shots 5 by Neemis Queta, Utah St., 3/4/21

Cowboy Had Five Steals 7 by Marcus Williams, vs. SJSU, 3/10/21
Opponent Had Five Steals 6 by Jonah Mathews, vs. USC, 12/23/16

Cowboy Had a Double-Double Hunter Maldonado, vs. SJSU, 1/19/22
Opponent Had a Double-Double (20 Points, 12 assists)
 Justin Bean, Utah State, 1/15/21
 (19 points, 13 rebounds)

Two Pokes Had a Double-Double Maldonado/Ike at Nevada, 1/17/22

Three Pokes Had a Double-Double Alan Herndon vs. Drake, 12/2/17
 (32 points and 10 rebounds)
 Hayden Dalton vs. Drake, 12/2/17
 (17 points and 14 rebounds)
 Justin James vs. Drake, 12/2/17
 (24 points and 12 rebounds)

Two Cowboys Scored 25 Points Each
 25 points by Justin James at Colorado State, 1/31/18
 26 points by Hayden Dalton at Colorado State, 1/31/18

Four Cowboys Scored 20 Points Each
 20 points by Turk Boyd vs. Loyola Marymount, 3/17/86
 20 points by Les Bolden vs. Loyola Marymount, 3/17/86
 24 points by Fennis Dembo vs. Loyola Marymount, 3/17/86
 20 points by Eric Leckner vs. Loyola Marymount, 3/17/86

Three Cowboys Scored 20 Points Each
 23 points by Justin James vs. Grambling, 11/14/18
 21 points by Hunter Maldonado vs. Grambling, 11/14/18
 21 points by TJ Taylor vs. Grambling, 11/14/18

Two Cowboys Scored 20 Points Each
 22 by Hunter Maldonado vs. South Florida, 12/25/21
 20 by Graham Ike vs. South Florida, 12/25/21

At Least Five Cowboys Scored in Double Figures
 21 by Graham Ike vs. UAPB, 11-14-21
 17 by Jeremiah Oden vs. UAPB, 11-14-21
 16 by Hunter Maldonado vs. UAPB, 11-14-21
 11 by Xavier DuSell vs. UAPB, 11-14-21
 10 by Drake Jeffries vs. UAPB, 11-14-21

Triple-Doubles by a Cowboy
 Justin Williams vs. Utah, 3/10/06, (10 pts, 15 rbs and 12 blks)
 Theo Ratliff vs. San Diego St., 1/2/95, (20 pts, 12 rbs and 11 blks)

Largest Margin of Victory in the AA by Wyoming
 53 vs. Tennessee St. 109-56, 12/17/03

Last Time a Team

Wyoming Scored 100 Points 108 vs. Hastings, 11/26/21
Opponent Scored 100 Points 119 by New Mexico, 2/20/18

Wyoming Scored Less Than 50 Points 45 vs. Utah State, 1/28/20
Opponent Scored Less Than 50 Points 45 by ARK-Pine Bluff, 11/14/21

Wyoming Scored Less Than 40 Points 32 at South Carolina, 11/10/19
Opponent Scored Less Than 40 Points 35 by Regis, 12/7/14

Wyoming Shot 60% From the Field 61.9 vs. UNC, 11/16/14
Opponent Shot 60% From the Field 60.7 by San Diego St., 1/30/21

Wyoming Shot less than 30% 23.1 at South Carolina, 11/10/19
Opponent Shot less than 30% 29.7 by GCU, 11/22/21

Wyoming Made 15 3-Point Baskets 28 v. Hastings College, 11/26/21
Opponent Made 15 3-Point Baskets 17 vs. Air Force, 12/4/19

Wyoming Made No 3-Point Baskets vs. Denver, 11/25/09
Opponent Made No 3-Point Baskets by Fresno State, 1/16/13

Wyoming Made 30 Free Throws 34 vs. Nevada, 1/24/18
Opponent Made 30 Free Throws 30 by Nevada, 1/24/21

Wyoming Made 20 Free Throws 22 vs. Denver, 12/2/21
Opponent Made 20 Free Throws 26 by Oregon State, 12/6/20

Wyoming Made 90% of Free Throws 93% vs. Boise State, 1/13/21
 (Min 10 FTA)
Opponent Made 90% of Free Throws 91% by South Florida, 12/25/21
 (Min 10 FTA)

Wyoming Attempted 40 Free Throws 41 vs. BC, 11/19/18
Opponent Attempted 40 Free Throws 40 by Utah State, 3/6/20

Wyoming Attempted 30 Free Throws 32 vs. Washington, 11/18/21
Opponent Attempted 30 Free Throws 38 by Nevada, 1/24/21

Wyoming Had 50 Rebounds 50 vs. McNeese State, 12/4/21
Opponent Had 50 Rebounds 51 by GCU, 11/22/21

Wyoming Had 40 Rebounds 47 at Washington, 11/18/21
Opponent Had 40 Rebounds 41 by Stanford, 12/25/21
Wyoming Had 20 Offensive Rebounds 20 vs. Savannah St., 1/8/03

Wyoming Had +20 Rebound Margin +20 vs. Utah Valley, 11/30/11
Opponent Had +20 Rebound Margin +24 by Boise State, 1/11/21
Wyoming Had +10 Rebound Margin +17 vs. McNeese State, 12/4/21
Opponent Had +10 Rebound Margin +15 by Arizona, 12/8/21

Wyoming Had 20 Assists 22 vs. SJSU, 3/10/21
An Opponent Had 20 Assists 23 by Arizona, 12/8/21
Wyoming Had less than 10 Assists 7 vs. Denver, 12/2/21
Opponent had less than 10 Assists 8 by CSUF, 11/29/21

Wyoming Committed 20 Turnovers 22 vs. Boise State, 1/1/20
Opponent Committed 20 Turnovers 27 by Denver 12/9/20
Opponent Committed 30 Turnovers 31 by Alcorn St., 12/21/98
Wyoming Had less than 5 Turnovers 5 vs. UVU, 12/11/21

Wyoming Blocked 10 Shots 10 vs. South Dakota, 12/20/09

Wyoming Had 15 Steals 15 vs. Western St., 11/12/11
Wyoming Had 20 Steals 21 by Peru St., 11/18/09

Wyoming Beat a Top-25 Team #23 Nevada, 104-103 (2OT) 1/24/18
Wyoming Beat a Top-25 Team (Home) #23 Nevada, 104-103 (2OT) 1/24/18
Wyoming Beat a Top-25 Team (Road) #18 BYU, 56-53, 1/18/80
Wyoming Beat a Top-25 Team (Neutral) #RV/25 San Diego St., 3/14/15



Game 1: Wyoming 85 DETROIT MERCY 47

Official Basketball Box Score -- Game Totals -- Final Statistics
Detroit Mercy vs Wyoming
11/10/21 7:00 pm at Laramie, WY

Detroit Mercy 47 • 0-1,0-0 Horizon

Box score table for Detroit Mercy vs Wyoming, including columns for Player, FG-FGA, 3-PT, Rebounds, and other stats.

Wyoming 85 • 1-0,0-0 Mountain

Box score table for Wyoming vs Detroit Mercy, including columns for Player, FG-FGA, 3-PT, Rebounds, and other stats.

Officials: D.G. Nelson, Michael Irving, Mike Reed
Technical fouls: Detroit Mercy-Prince Odoro, Wyoming-Graham Ike.
Attendance: 3259
2021-22 Men's Basketball. Round: 0. Detroit Mercy vs Wyoming. Played at Arena-

Score by periods table showing 1st, 2nd, and Total scores for both teams.

Game 2: WYOMING 85 UAPB 45

Official Basketball Box Score -- Game Totals -- Final Statistics
Ark.-Pine Bluff vs Wyoming
11/14/21 2:00 pm at Laramie, WY

Ark.-Pine Bluff 45 • 0-3,0-0 SWAC

Box score table for Ark.-Pine Bluff vs Wyoming, including columns for Player, FG-FGA, 3-PT, Rebounds, and other stats.

Officials: Larry Spaulding, Verne Harris, Dave Hall
Technical fouls: Ark.-Pine Bluff-None, Wyoming-None.
Attendance: 3023
2021-22 Men's Basketball. Round: 0. Ark.-Pine Bluff vs Wyoming. Played at Aren-

Wyoming 85 • 2-0,0-0 Mountain

Box score table for Wyoming vs Ark.-Pine Bluff, including columns for Player, FG-FGA, 3-PT, Rebounds, and other stats.

Officials: Larry Spaulding, Verne Harris, Dave Hall
Technical fouls: Ark.-Pine Bluff-None, Wyoming-None.
Attendance: 3023
2021-22 Men's Basketball. Round: 0. Ark.-Pine Bluff vs Wyoming. Played at Aren-

Score by periods table showing 1st, 2nd, and Total scores for both teams.

Game 3: Wyoming 77 Washington 72 OT

Official Basketball Box Score -- Game Totals -- Final Statistics
Detroit Mercy vs Wyoming
11/10/21 7:00 pm at Laramie, WY

Detroit Mercy 47 • 0-1,0-0 Horizon

Box score table for Detroit Mercy vs Wyoming, including columns for Player, FG-FGA, 3-PT, Rebounds, and other stats.

Wyoming 85 • 1-0,0-0 Mountain

Box score table for Wyoming vs Detroit Mercy, including columns for Player, FG-FGA, 3-PT, Rebounds, and other stats.

Officials: D.G. Nelson, Michael Irving, Mike Reed
Technical fouls: Detroit Mercy-Prince Odoro, Wyoming-Graham Ike.
Attendance: 3259
2021-22 Men's Basketball. Round: 0. Detroit Mercy vs Wyoming. Played at Arena-

Score by periods table showing 1st, 2nd, and Total scores for both teams.

Game 4: Wyoming 68 at Grand Canyon 61

Official Basketball Box Score -- Game Totals -- Final Statistics
Wyoming vs Grand Canyon
11/22/21 7:00 pm at Phoenix, AZ

Wyoming 68 • 4-0,0-0 Mountain

Box score table for Wyoming vs Grand Canyon, including columns for Player, FG-FGA, 3-PT, Rebounds, and other stats.

Officials: Doran Gotschall, Larry Spaulding, David Hall
Technical fouls: Wyoming-None, Grand Canyon-None.
Attendance: 6872
2021-22 Men's Basketball. Round: 0. Grand Canyon vs Wyoming. Played at GCU Are

Grand Canyon 61 • 3-1,0-0 WAC

Box score table for Grand Canyon vs Wyoming, including columns for Player, FG-FGA, 3-PT, Rebounds, and other stats.

Officials: Doran Gotschall, Larry Spaulding, David Hall
Technical fouls: Wyoming-None, Grand Canyon-None.
Attendance: 6872
2021-22 Men's Basketball. Round: 0. Grand Canyon vs Wyoming. Played at GCU Are

Score by periods table showing 1st, 2nd, and Total scores for both teams.



Game 13: Wyoming 77 vs. South Florida 57

Official Basketball Box Score -- Game Totals -- Final Statistics
Wyoming vs South Fla.
12/25/21 8:30 am at Honolulu, HI

Wyoming 77 • 11-2,0-0 Mountai

Table with columns: ##, Player, Total, 3-Ptr, Rebounds, PF, TP, A, TO, Blk, Stl, Min. Rows include Jeremiah Oden, Graham Ike, Drake Jeffries, etc.

FG % 1st Half: 12-26 46.2% 2nd half: 12-23 52.2% Game: 24-49 49.0%
3FG % 1st Half: 2-9 22.2% 2nd half: 8-15 53.3% Game: 10-24 41.7%
FT % 1st Half: 7-10 70.0% 2nd half: 12-16 75.0% Game: 19-26 73.1%

South Fla. 57 • 5-7,0-0 AAC

Table with columns: ##, Player, Total, 3-Ptr, Rebounds, PF, TP, A, TO, Blk, Stl, Min. Rows include DJ Patrick, Bayron Matos, Corey Walker Jr., etc.

FG % 1st Half: 13-28 46.4% 2nd half: 9-28 32.1% Game: 22-56 39.3%
3FG % 1st Half: 1-5 20.0% 2nd half: 1-7 14.3% Game: 2-12 16.7%
FT % 1st Half: 6-7 85.7% 2nd half: 5-5 100.0% Game: 11-12 91.7%

Officials: Nate Harris, Bart Lenox, Kevin Brill
Technical fouls: Wyoming-None. South Fla.-None.
Attendance: 3894
2021-22 Men's Basketball. Round: 0. South Fla. vs Wyoming. Played at Simplifi

Score by periods table with columns: 1st, 2nd, Total. Wyoming: 33, 44, 77. South Fla.: 33, 24, 57.

Game 15: Wyoming 77 at Nevada 67

Official Basketball Box Score -- Game Totals -- Final Statistics
Wyoming vs Nevada
01/17/22 5:00 pm at Reno, NV

Wyoming 77 • 13-2,2-0 Mountai

Table with columns: ##, Player, Total, 3-Ptr, Rebounds, PF, TP, A, TO, Blk, Stl, Min. Rows include Jeremiah Oden, Graham Ike, Drake Jeffries, etc.

FG % 1st Half: 13-33 39.4% 2nd half: 12-26 46.2% Game: 25-59 42.4%
3FG % 1st Half: 8-18 44.4% 2nd half: 2-7 28.6% Game: 10-25 40.0%
FT % 1st Half: 6-6 100.0% 2nd half: 11-16 68.8% Game: 17-22 77.3%

Nevada 67 • 8-7,2-2 Mountain

Table with columns: ##, Player, Total, 3-Ptr, Rebounds, PF, TP, A, TO, Blk, Stl, Min. Rows include Warren Washington, Will Baker, Kenan Blackshear, etc.

FG % 1st Half: 16-29 55.2% 2nd half: 8-32 25.0% Game: 24-61 39.3%
3FG % 1st Half: 4-11 36.4% 2nd half: 2-19 10.5% Game: 6-30 20.0%
FT % 1st Half: 2-2 100.0% 2nd half: 11-14 78.6% Game: 13-16 81.3%

Score by periods table with columns: 1st, 2nd, Total. Wyoming: 40, 37, 77. Nevada: 38, 29, 67.

Officials: Tony Padilla, Shawn Lehigh, David Hall
Technical fouls: Wyoming-None. Nevada-None.
Attendance: 6369
2021-22 Men's Basketball. Round: 0. Nevada vs Wyoming. Played at Lawlor Events

Game 14: Wyoming 71 Utah State 69

Official Basketball Box Score -- Game Totals -- Final Statistics
Wyoming vs Utah St.
01/15/22 7:00 pm at Logan, UT

Wyoming 71 • 12-2,1-0 Mountai

Table with columns: ##, Player, Total, 3-Ptr, Rebounds, PF, TP, A, TO, Blk, Stl, Min. Rows include Jeremiah Oden, Graham Ike, Drake Jeffries, etc.

FG % 1st Half: 11-24 45.8% 2nd half: 13-22 59.1% Game: 24-46 52.2%
3FG % 1st Half: 3-8 37.5% 2nd half: 3-8 37.5% Game: 6-16 37.5%
FT % 1st Half: 6-8 75.0% 2nd half: 11-13 84.6% Game: 17-21 81.0%

Utah St. 69 • 10-7,1-3 Mountai

Table with columns: ##, Player, Total, 3-Ptr, Rebounds, PF, TP, A, TO, Blk, Stl, Min. Rows include Brandon Horvath, Justin Bean, Sean Bairstow, etc.

FG % 1st Half: 12-31 38.7% 2nd half: 14-33 42.4% Game: 26-64 40.6%
3FG % 1st Half: 4-16 25.0% 2nd half: 2-10 20.0% Game: 6-26 23.1%
FT % 1st Half: 3-7 42.9% 2nd half: 8-8 100.0% Game: 11-15 73.3%

Officials: Brent Dugas, Winston Stith, Tommy Nunez
Technical fouls: Wyoming-Graham Ike. Utah St.-TEAM.
Attendance: 8109
2021-22 Men's Basketball. Round: 0. Utah St. vs Wyoming. Played at Dee Glen Sm

Score by periods table with columns: 1st, 2nd, Total. Wyoming: 31, 40, 71. Utah St.: 31, 38, 69.

Game 16: Wyoming vs. SJSU