

# 2021-22 NEW MEXICO WOMEN'S BASKETBALL

## GAME NOTES

» Eight NCAA Tournament Appearances | 1998, 2002, 2003, 2004, 2005, 2006, 2007, 2008 «  
 » Five Mountain West Tournament Championships | 2003, 2004, 2005, 2007, 2008 «

### 2021-22 | Schedule and Results

OVERALL RECORD:.....	<b>13-4</b>
MW RECORD:.....	<b>4-0</b>
HOME RECORD:.....	<b>9-0</b>
ROAD RECORD:.....	<b>3-2</b>
NEUTRAL RECORD:.....	<b>1-2</b>
STREAK:.....	<b>W5</b>

Date	Opponent	Time/Result
10/31	Western Colorado (Exh.)	W, 94-53
11/4	Eastern New Mexico (Exh.)	W, 88-72
11/9	Lamar	W, 71-54
11/12	Northern New Mexico	W, 96-40
11/16	Prairie View A&M	W, 88-71
11/20	Houston	L, 89-60
11/23	Houston Baptist	W, 76-58
11/26	Stephen F. Austin%	L, 71-66
11/27	Louisiana Monroe%	W, 66-45
11/28	Texas Tech%	L, 82-75
11/30	Grambling State	W, 86-50
12/3	New Mexico State	W, 77-58
12/5	New Mexico State	W, 73-66
12/12	#6 Arizona	L, 77-60
12/19	UTEP	W, 78-66
12/31	Boise State*	W, 72-68
1/3	UNLV*	W, 71-68
1/6	Utah State*	W, 98-83
1/9	San Diego State*	W, 75-72
1/13	Wyoming*	6:30 p.m.
1/15	Colorado State*	1 p.m.
1/22	Fresno State*	2 p.m.
1/24	San José State*	TBD
1/27	UNLV*	7 p.m.
1/29	San Diego State*	1 p.m.
2/2	Colorado State*	7 p.m.
2/5	Wyoming*	2 p.m.
2/9	Air Force*	7 p.m.
2/12	Nevada*	3 p.m.
2/16	Utah State*	7 p.m.
2/19	Boise State*	1 p.m.
2/23	Fresno State*	7 p.m.
2/25	San José State*	12 p.m.
3/6-3/9	MW Tournament	TBA

**BOLD:** Home %:Van Chancellor Classic \* : Mountain West  
 All times are Mountain Time

### THE MATCHUP



## New Mexico Lobos

Record  
13-4, 4-0 MW

Head Coach ..... Mike Bradbury  
 Alma Mater ..... Chattanooga  
 Record at UNM ..... 107-59 (6th year)  
 Career Record ..... 285-176 (15th year)

#### Game Information

Game Number: 18  
 Date: Jan. 13 at 6:30 p.m.  
 Location: Laramie, Wyo.  
 Arena Auditorium

#### Series History

Overall: ..... UNM leads 42-37  
 Current Streak: ..... W1  
 Last Meeting: ..... 2/8/20 (W, OT, 74-71)

#### Broadcast Information

Radio: ..... 610 AM KNML  
 Live Stream: ..... Mountain West Network  
 Live Stats: ..... GoLobos.com/wbbstats



## Wyoming Cowgirls

Record  
5-6, 1-1 MW

Head Coach ..... Gerald Mattinson  
 Alma Mater ..... Weber St.  
 Record at UW ..... 36-28 (3rd year)  
 Career Record ..... Same

### TIPPING OFF

Four games into the Mountain West schedule and the Lobos remain perfect, finding ways to win with two, one-possession victories and one four-point win.

It is the first time since 2016-17 (which was Coach Mike Bradbury's first year) that New Mexico has started 4-0.

The Lobos are one of two teams that are still undefeated in conference play, and have played the most overall games in the MW at 17.

Sunday's game against San Diego State was another 40-minute battle with the Lobos using a 17-2 run to create a 14-point lead at 69-55 before edging out the Aztecs 75-72.

Jaedyn De La Cerda and Shaiquel McGruder led the way with 17 points apiece for the Lobos, with all five Lobo starters finishing in double figures. LaTora Duff finished with 14 points, LaTascya Duff tallied 11 points and Antonia Anderson had an all-around solid performance with 12 points and a team-high 10 rebounds for her second double-double of the year, as well as two blocks and a steal. Her two blocks give the Texas native 150 career blocks, placing her third all-time in program history.

McGruder was one rebound shy of a double-double, while adding two blocks and two steals and LaTora and De La Cerda led with five assists each.

All five starters finished in double figures last week, led by De La Cerda's 19.7 ppg and 14 three-pointers. LaTascya followed with 16.3 ppg and 12 three-pointers and LaTora finished at 13.7 ppg and 7.7 assists per game. McGruder finished with a double-double at 13.3 ppg and 10.0 rpg and Anderson finished at 10.0 ppg and 7.0 rpg.

While the Lobos are coming off of a three-game week, Wyoming enters Thursday's game with plenty of rest, with its last game back on Dec. 31, a 66-60 loss to UNLV. Wyoming's only other MW game was against San Diego State, a 62-54 win for the Cowgirls.

Wyoming is 3-1 at home this year, with the Lobos 3-2 on the road, but 2-0 in MW games. UNM has won three of the last four meetings.

#### QUICK HITS BY THE NUMBERS

- » 4, 20-plus point games for Tay Duff
- » 4 double-doubles for Shaiquel McGruder
- » 4, 20-plus point games for Shaiquel McGruder
- » 4 Lobos in double-digit ppg, 4 in conference play
- » 6 statistical categories that UNM leads MW in
- » 7 different leading scorers in the 17 games
- » 8 pts to 1000-career pts for Antonia Anderson
- » 9 double-doubles on the team
- » 9.7 made three-pointers per game (10th in NCAA)
- » 11 games in double figures for Shaiquel McGruder
- » 10th in NCAA in 3-point FG % (38.0)
- » 13 games in double figures for Tora Duff, De La Cerda
- » 19-straight games with a 3-pointer for Tay Duff
- » 165 made three-pointers (2nd in NCAA)

### Probable Starters

#	Name	Pos.	Cls.	Ht.	PPG	RPG	APG	SPG	BPG
4	LaTascya Duff	G	Sr.	5-7	12.6	3.2	1.5	0.6	0.2
5	LaTora Duff	G	Sr.	5-7	13.2	3.8	5.9	1.5	0.5
13	Shaiquel McGruder	F	Sr.	6-0	14.1	7.0	0.6	1.8	1.3
23	Jaedyn De La Cerda	G	Sr.	5-7	13.4	4.0	2.9	1.0	0.1
32	Antonia Anderson	F	Sr.	6-2	9.7	5.9	1.6	1.6	1.6

### Off the Bench

#	Name	Pos.	Cls.	Ht.	PPG	RPG	APG	SPG	BPG
1	Rebeka Renczes	PG	Fr.	5-7	1.8	0.4	1.2	0.2	0.0
10	Kath van Bennekom	G	So.	5-9	1.3	1.3	0.2	0.2	0.0
11	Zeyno Seren	F	Fr.	6-1	1.9	1.9	0.6	0.4	0.0
12	Aniyah Augmon	G	Fr.	5-8	1.3	1.8	0.7	0.9	0.0
21	Mackenzie Curtis	G	Fr.	5-9	1.9	0.7	0.3	0.1	0.0
30	Paula Reus	F	Fr.	6-1	5.1	3.2	2.3	1.0	0.7
33	Vianè Cumber	G	Fr.	5-10	3.8	1.6	0.3	0.4	0.1
34	Nevaeh Parkinson	F/C	So.	6-3	2.7	2.9	0.4	0.3	0.6



# NEW MEXICO 2021-22 WOMEN'S BASKETBALL

## THE UNIVERSITY OF NEW MEXICO

Location.....Albuquerque, N.M.  
 Founded.....1889 by Territorial Legislature  
 Enrollment.....22,225  
 Nickname.....Lobos  
 Colors.....Cherry (PMS 200) & Silver (PMS Cool Gray 6)  
 Conference.....Mountain West Conference  
 National Affiliation.....NCAA Division I  
 President.....Dr. Garnett Stokes  
 Director of Athletics.....Eddie Nuñez  
 Deputy A.D. for External Affairs.....David Williams  
 Deputy A.D. for Internal Affairs/SWA.....Janice Ruggiero  
 Faculty Representative.....Karen Gaudreault, Ph.D

## FACILITY INFORMATION

Facility.....The Pit  
 Capacity.....15,411  
 Age.....Built in 1966 (Renovated in 2009-10)  
 All-Time Home Record.....440-216 (.671)

## PROGRAM HISTORY

First Season.....1974-75  
 Overall Record.....706-565 (.555) in 42 seasons  
 Overall MW Record.....209-145 (.590) in 21 seasons  
 Postseason Tournament Appearances.....18  
 NCAA Tournament Appearances.....8  
 Last NCAA Postseason Appearance.....2020-21 (WNIT)  
 Last NCAA Postseason Opponent.....California Baptist  
 Last NCAA Postseason Result.....L, 90-85  
 MW Regular Season Championships.....3  
 .....(2003-04, 2004-05, 2020-21)  
 MW Tournament Championships.....5  
 .....(2002-03, 2003-04, 2004-05, 2006-07, 2007-08)

## TEAM INFORMATION

2020-21 Overall Record.....15-5  
 2020-21 Mountain West Record.....11-3  
 2020-21 Mountain West Season Finish.....1st  
 2020-21 MW Tournament Finish.....Semifinal  
 Letterwinners Returning | Lost.....7 | 5  
 Starters Returning | Lost.....4 | 1

- » Three Mountain West Regular-Season Championships
- » Five Mountain West Tournament Championships
- » Seven NCAA Tournament Appearances Since 2001-02
- » Mountain West Attendance Leader 21 Seasons in a Row
- » WBCA Academic Top 25 Eight Times Since 2004-05

## COACHING STAFF

Head Coach.....Mike Bradbury (Chattanooga, 1993)  
 Record at UNM (Years).....107-59 (6th season)  
 Career Record (Years).....285-176 (15th season)  
 Head Coach Phone.....505-925-5770  
 Women's Basketball Fax.....505-925-5779

Assistant Coach.....Valerie King (6th season)  
 Alma Mater.....Cincinnati, 2004  
 Assistant Coach.....Kabrina Merriweather (1st season)  
 Alma Mater.....Georgia Southwestern State, 2015  
 Assistant Coach.....Symone Denham (4th season)  
 Alma Mater.....Wright State, 2016

Spec. Asst. to H.C.....Ryan Freeman (1st season)  
 Dir. of Player Development.....Nike McClure (1st season)  
 Athletic Trainer.....Lexi Smith (1st season)  
 Strength Coach.....Brett Nakashima (3rd season)  
 Academic Adviser.....Joe DeBonis

## MISCELLANEOUS INFORMATION

2019-20 Total Attendance.....82,854  
 2019-20 Average Attendance.....4,874  
 2019-20 NCAA Attendance Rank.....15th  
 2019-20 Mountain West Attendance Rank.....1st

## MULTIMEDIA INFORMATION

Athletics Website.....www.GoLobos.com  
 Main University Web Site.....www.unm.edu  
 Conference Web Site.....www.TheMW.com  
 Facebook.....www.facebook.com/NewMexicoLobos  
 Twitter.....@UNMLobos

## MEDIA RELATIONS

Women's Basketball Contact.....Allison Weiss  
 Cell Phone (Preferred).....661-313-5402  
 Email.....allisonweiss@unm.edu

### INTERVIEW REQUESTS

All interviews with UNM student-athletes and coaches should be coordinated through the athletics communications office. Interviews may be arranged by contacting Allison Weiss in the athletics communications office (allisonweiss@unm.edu). All interview requests should be made at least 24 hours in advance.

The University of New Mexico Athletics  
 1414 University Drive  
 Albuquerque, N.M. 87106



### BALANCED ATTACK

Much like their M.O. last season, the Lobos have had balanced scoring this season with four Lobos currently averaging 10-plus points per game in Shaquell McGruder (14.1), Jaedyn De La Cerda (13.4), LaTora Duff (13.2), and LaTascya Duff (12.6).

LaTora and De La Cerda have reached double figures in 13 games, McGruder has reached double figures in 11 games, LaTascya in 10, Antonia Anderson in eight, and Paula Reus in one game (against Arizona).

Further, LaTascya has tallied four, 20-plus point games with McGruder four, 20-plus point games including one, 30-point game. De La Cerda also has a 20-point performance, with 27 points at Utah State.

UNM had all five starters finish with double figures in the win against San Diego State on Jan. 9, led by McGruder and De La Cerda with 17 apiece. LaTora had 14 points, Anderson 12 and LaTascya 11. It was the first time all season that the Lobos had five players finish in double figures.

In addition, the Lobos have had seven different leading scorers in the 17 games this season: Anderson (16, Lamar), Vianè Cumber (17, Northern New Mexico), McGruder (30, Prairie View; 20, Houston Baptist; 22, Grambling State; 19, Boise State; 17, UNLV; 17, San Diego State), LaTora Duff (16, Houston and 24, at New Mexico State), De La Cerda (18, Stephen F. Austin; 15, Louisiana-Monroe; 27, Utah State; 17, San Diego State), LaTascya Duff (21, Texas Tech; 22, New Mexico State and 20, UTEP) and Reus (15, Arizona).

UNM is outscoring its opponents 1288-1118 with the largest margin in the first quarter (329-253, 76 points). The greatest point output is in the fourth quarter with 345 points, an average of 20.3 points per game in the quarter. In addition, the Lobos are outscoring their opponents in every quarter but the third quarter.

When it comes to MW games, the trend continues with De La Cerda leading with 18.0 points per game, LaTascya at 16.3 ppg, McGruder at 14.3 and LaTora at 12.3.

However, the Lobos are outscoring their MW opponents in every quarter and 316-291, with the largest point production in the fourth quarter (84) and largest point margin at 10 in the fourth.

### TOP OF THE MOUNTAIN

The Lobos lead the Mountain West in six statistical categories and are second in one category.

UNM leads in three-point field-goals made per game (9.7) with a conference-best 165 on the season, assists per game (16.5) with a conference-best 281, blocked shots per game (4.5) with a conference-best 77, three-point field-goal percentage (.380), field-goal percentage (.454) and in scoring (75.8 ppg). New Mexico is second in scoring margin (+10.0), as well as third in steals per game (9.1).

On an individual level, the Lobos lead in five statistical categories. LaTascya Duff leads in three-point field-goal percentage (.480) and three-pointers made per game (2.9) with a conference-high 47. LaTora Duff leads in assists with a conference-high 101 assists. Shaquell McGruder leads in field-goal percentage at .607 and Antonia Anderson leads with 1.6 blocks per game and 27 blocks.

Jaedyn De La Cerda is second in three-pointers per game at 2.4.

In just conference games, New Mexico leads in scoring offense (79.0), three-pointers made per game (11.0), assists per game (17.0), assist/turnover ratio (1.6) and blocked shots per game (5.8).

LaTora also leads the conference in assists (30) and assists per game (7.5) in just MW games, and LaTascya leads with a .615 shooting percentage from three. LaTascya and De La Cerda are tied in made three-pointers per game in MW games at 4.0 per game and De La Cerda is third in three-point field-goal percentage with .533. McGruder leads in field-goal percentage at .532 and is tied with Anderson for blocks (7) and blocks per game (1.8).

Further, McGruder is still the only MW player who is in the top-10 in scoring, rebounding, steals and blocks on the season.

### SHOWING RANGE

As a team, the Lobos are making 9.7 three-pointers per game and have reached double figures in seven games while making nine in three games. UNM made a season-high 21 three-pointers at Utah State on Jan. 6 and shot a season-best 54.2% from three against New Mexico State on Dec. 3.

Nationally, the Lobos are second in the NCAA in made threes, fifth in attempts, 10th in three-pointers per game and 10th in percentage.

LaTascya Duff and De La Cerda are the top-two leaders in three-pointers this season, with Duff making a team-high 47 and De La Cerda making 41. Duff is shooting 48.0% from behind the arc and De La Cerda is at 40.6%.

LaTora Duff has made five threes in two games, going 5-for-7 (71.4%) in the first game against New Mexico State and 5-for-8 in the second game against the Aggies. In the three games the week of Nov. 30-Dec. 5, LaTora made 12 three-pointers, shooting 63.2% from three-point range. She currently is third with 36 made threes, shooting 37.9%.

LaTascya was a perfect 4-for-4 in the MW opener at Boise State, her 10th game with multiple three-pointers in a game. The Lobos have five players with double-digit made threes to date (Vianè

Cumber, 11 made, 31.4% and Antonia Anderson, 15 made, 38.5%).

Compared to other MW teams, UNM has three players in the top-five of three-pointers made per game, led by LaTascya (first) with De La Cerda (second) and LaTora (fifth). As a team, UNM leads the Mountain West in made three-pointers per game with Colorado State second at 8.1 per game, as well as in three-point field-goal percentage at 38.0 percent, with Fresno State second at 36.4 percent. UNM has also taken a conference-high 434 three-pointers, with the second-highest 324 by Nevada and Utah State. UNM has made 165 three-pointers this season, 60 more than the second highest team total (Colorado State).

In conference games, UNM is making 11.0 per game with 44 makes. Duff is making 61.5% of her three-pointers and De La Cerda 53.3%.

### SHAI TIME

Shaquell McGruder is having a solid all-around season, and as previously mentioned, is still the only MW player who is in the top-10 in scoring, rebounding, steals and blocks on the season.

Shaquell McGruder has had four games this season with 20-plus points, including a 30-point performance against Prairie View A&M. Against the Panthers, the senior forward set several career highs, finishing with a career-high 30 points on a career-high 13-for-18 shooting, while adding seven rebounds and four steals to her stat sheet.

When it comes to steals, the senior has recorded multiple steals in 11 games with a season-high four steals against Prairie View. McGruder has recorded at least one steal in 13 games, including eight of the last nine.

After not tallying a block in the first four games, McGruder has had at least one block in 11 games, including a season-best five blocks against UTEP, two games with three blocks and three games with two blocks. McGruder has recorded a block in the last six games.

McGruder has recorded four double-doubles this season (20 points, 10 rebounds against Houston Baptist; 22 points, 11 rebounds against Grambling State; 18 points and 14 rebounds against UTEP; 17 points and a season-best 15 rebounds against UNLV). The senior has grabbed 10-plus rebounds in five games.

Further, McGruder has won every single tip she has taken (didn't start in Houston or Arizona game, the only games the Lobos have lost the tip). UNM has scored on its first possession in three of the four MW games this season after McGruder wins the tip.

In addition, she leads the team in scoring (239), points per game (14.1), field-goal percentage (.607), made field goals (108), steals (31) and steals per game (1.8), rebounds (119) and rebounds per game (7.0).

The Ohio native leads the MW in field-goal percentage, is eighth in scoring, rebounds and in steals per game. She is also third in blocked shots per game (1.3), but second in overall blocks 22.

Through the four conference games, McGruder is averaging 14.8 ppg, 8.5 rpg, 1.8 bpg and 1.5 spg.

Nationally, McGruder is 10th in field-goal percentage and 13th in field-goals made.

She received conference recognition on Monday, Dec. 20 with the MW naming her Player of the Week, her first career weekly conference honor.

Beyond just filing the scoring column, McGruder was a force all over the court, recording her third double-double of the season with 18 points, a game-and season-high 14 rebounds (seven offensive), a game-high five blocks (tying her career high), three steals and two assists.

Of McGruder's 18 points, 12 came off of fast-break layups with the Lobos scoring as a team 21 fast-break points in the game. In the final two quarters, McGruder tallied a near double-double with 10 points, nine rebounds (six offensive), three blocks, two assists and a steal. Entering the game leading the Mountain West in field-goal percentage, McGruder kept ahold of her position, going 9-for-14 (64.3 percent) from the floor.

### TORA DUFF TOUGH

There isn't much that can stop LaTora Duff this season. After breaking her nose on Dec. 3 against New Mexico State, Duff has been playing with a mask and hasn't skipped a beat in production or playing time.

The Lobo facilitator is averaging 5.9 assists per game, to go along with 13.2 points per game, 3.8 rebounds per game, 1.5 steals per game and 0.5 blocks per game while playing a team-high 31.9 minutes per game.

Duff has started every game the last two seasons for the Lobos and is third in points (224), made three-pointers (36), steals (26) and made field goals (74) and fourth in rebounds (64).

Duff has scored in double figures in 13 of the 17 games and has scored in double figures in eight of the last nine games that included a career-high 24 points after playing all 40 minutes at New Mexico State. Against the Aggies, Duff set career highs in made field-goals (eight) and in both games against the Aggies made five three-pointers (career highs).

Duff has two double-doubles this season - 17 points, 12 assists against Prairie View and 13 points, 14 assists at Utah State - and came close to triple-doubles in both games with eight rebounds both times. Twice this season, Duff has

led the team in rebounds (seven at Boise State, eight at Utah State).

The senior has also made at least one three-pointer in every game but two this season and had a streak of 11 games with a three that was snapped at Boise State. Twice this season, Duff has made five three-pointers in a game and 10 times has made multiple three-pointers in a game.

Duff has made her 15 of her last 16 free throws, going a perfect 7-for-7 against UNLV and 2-for-2 at Boise State and at Utah State. On the season, she's 40-for-48, taking and making the most free throws on the team.

In conference games, Duff leads the MW with 30 assists and 7.5 assists per game.

Nationally, Duff is third in assists (101) and 14th in assists per game, 34th with 36 made three-pointers and 43rd in three-pointers attempted (95).

In the conference opener at Boise State, Duff had a balanced seven assists, seven rebounds and eight points, while hitting two clutch free throws late in the game to seal the 72-68 win. She also hit the game winner against UNLV, a three-pointer with 5.4 seconds left to break the tie.

The point guard tied her career high with nine assists against Lamar in the season opener, with seven assists coming in the fourth quarter, and then bested that performance against Prairie View A&M with a then-career-high 12 assists, while also setting career highs in points (then-17), rebounds (eight) and blocks (four) for her first double-double as a Lobo.

Through 17 games, Duff has already surpassed her number of assists, made threes, made field goals, total points, steals and blocks from last season.

### TRIPLE THREAT TAY

There is no one better in the MW and very few better in the country when it comes to three-pointers than LaTascya Duff.

Duff has started 15 games this season and has made at least one three-pointer a game this season, with a career-best seven at Utah State and five made against Texas Tech and UTEP, and has a team high streak of 19 games with a three, the fourth-longest streak in program history.

She has made multiple three-pointers in 13 games this season. The senior has also finished with double-digit points in 10 games with 20-plus points in four games this season.

Against Boise State, Duff was a perfect 4-for-4 from behind the arc, keeping the Lobos in the game with the Broncos with three, three-pointers that kept the Lobos within one at the half.

Duff leads the MW in three-pointers made (47), made per game (2.94) and in three-point field-goal percentage (48.0).

Nationally, she is 4th in three-pointers made, 9th in three-point field-goal percentage and 22nd in three-pointers per game.

In conference games, Duff is averaging 16.3 ppg (9th in the MW) and shooting a conference-best 61.5% from three with 16 three-pointers.

The senior guard was back to form with 21 points on 5-for-7 shooting that included five three-pointers against Texas Tech and improved on that performance with 22 against New Mexico State on Dec. 3.

In the game at Utah State, Duff was 7-for-10 from three-point range and 8-for-13 (.615) from the floor for a season-high 24 points.

In addition, the senior had a career-high eight rebounds against Arizona.

### REMEMBER THE NAME

The name is De La Cerda, Jaedyn De La Cerda. And she's lethal from three.

The New Mexico native led the way during last week's three games with 19.7 points per game, shooting .560 from three-point range with 14 three-pointers. De La Cerda hit a season-high seven three-pointers at Utah State, .

De La Cerda is averaging 13.4 points on the season with 41 three-pointers and .406 percent from behind the arc. She has scored in double figures in the last five games and 13 times overall this season.

In conference play, she is averaging 18.0 points per game, ranking sixth among all scorers and is third in three-point field-goal percentage with a .533 success rate. She is tied with LaTascya for the most three-pointers in the conference with 16 and 4.0 three-pointers per game.

On the season, she is second in the conference in three-pointers made and made per game, 11th in scoring and 14th in assists.

On the team, she is second in scoring (227 points), in made field-goals (83) and three-pointers, as well as in assists (50), third in rebounds (68) and fourth in steals (17).

Nationally, she is 13th in three-point field-goals made.

In her career, De La Cerda has 162 made three-pointers, placing her sixth all-time in program history, and two away from fifth.

### COMEBACK KIDS

Three times this season the Lobos have trailed going into the fourth quarter and have rallied to win.

Two of those instances came in conference games, with the Lobos outscoring the Broncos 18-13 in the fourth quarter and held the Broncos scoreless for the final 2:58 for the 72-68 win. New Mexico scored the first four points of the fourth to take a 58-55 lead before Boise State tied the game and pulled ahead 60-58 on free throws. Jaedyn De La Cerda tied the game with a layup and proceeded to hit back-to-back three-pointers for her own personal 8-0 run for the 68-64 Lobo lead. The Broncos responded to tie the game at 68 with 2:58 to play, but the Lobo defense held tough throughout the remainder of the contest and the Lobo offense converted at the free-throw line, scoring four points at the line for the difference in the game. After De La Cerda and Paula Reus both split a pair of free-throws to keep it a one-possession game, crucial rebounds by Reus and De La Cerda kept the Broncos one-and-done. LaTora knocked down a pair of free throws with 23 seconds remaining and an Anderson steal in the waning seconds secured the road victory.

Against UNLV, New Mexico came alive in the fourth quarter, outscoring the Lady Rebels 27-18, shooting 56.3 percent from the floor and 66.7 from three, its best percentages in a quarter in both categories, and was 5-for-5 from the line. In a game that had seven ties and four lead changes, UNM got the upper hand on its last possession in a tied 68-68 game with 5.4 seconds left as LaTora Duff hit a three-pointer from the top of the arc that hit nothing but net. UNLV had one final opportunity but missed its three-pointer and Duff fittingly grabbed the defensive board as the final buzzer sounded. UNM led for just 4:06 of the game.

Trailing by 14 points at the beginning of the fourth quarter at New Mexico State, a LaTascya Duff three-pointer (her first made three-pointer of the game) cut the gap down to 10 and started an eventual 15-2 run to tie the game at 63 with 3:55 remaining and a Shaquiel McGruder layup completed the comeback, putting the Lobos in front 65-64. UNM closed on a 10-2 run and ultimately outscored NMSU 28-10 in the fourth quarter in the 73-66 victory.

UNM is outscoring opponents 345-286 (+59) in the fourth quarter.

### HEATING UP IN LOGAN

The Lobo women's basketball team put on a three-point clinic on Thursday night against Utah State, setting a program record with 21 made three-pointers in a 98-83 victory.

The previous record was 18, made against Illinois in 2017, which the Lobos already surpassed in the third quarter.

In addition, the 21 three-pointers also broke the MW record of 20, that was achieved three times previously- by Colorado State in 2016, Wyoming in 2010 and BYU in 2001. Of those, only one was against a MW school, Wyoming against Air Force in 2010.

LaTascya Duff and Jaedyn De La Cerda hit seven three-pointers each with De La Cerda finishing with a game-high 27 points and Duff with 24 points. LaTora Duff made three, three-pointers, finishing with 13 points, Antonia Anderson made two three-pointers and Viané Cumber and Kath van Bennekom each made a three. De La Cerda's seven tied her career high, while LaTascya's set a career high, besting the six that she made last year against Utah State. It also extended her three-point streak to 18 games and was her fourth game this season with 20-plus points.

Anderson made it officially the record with a three-pointer with 36 remaining in the third quarter, with the Lobos making seven three-pointers in the first, six in the second and six in the third quarter, shooting 66.7 percent in the second quarter and 60 percent from three in the third quarter.

LaTora also tallied a double-double with a career-high 14 assists to go with her 13 points for her second double-double of the season coming close to a triple-double with a team-high eight rebounds, and Anderson tied her season high with five blocks, the second time this season that the senior has blocked five shots in a game. It was also the third-straight game against the Aggies that the Lobos have neared the 100-point mark, scoring 93 points, 97 points and now 98 points in the last three meetings. In those three games, the Lobos made 15, 16 and 21 three-pointers.

### BLOCK PARTY HOSTED BY AT AND SHAI

Antonia Anderson leads not only the team, but the MW in blocks per game, with 27 blocks on the season and 1.59 per game. The super senior has twice recorded five blocks- against Houston Baptist and at Utah State- and has recorded a block in all but four games with seven games with multiple blocks.

There have been three games this season that a Lobo has recorded five blocks in a game, with Anderson blocking five against Houston Baptist and Utah State and McGruder against UTEP.

McGruder is third in the conference in blocks per game at 1.29, but second in overall blocks with 22 on the season. In conference games, McGruder and Anderson are tied with a conference-high seven blocks.

In addition, McGruder has had six games with multiple blocks and 11 games with at least one block.

Anderson has 150 career blocks, ranking her 3rd all-time in program history and is eight from 2nd.

As a team, the Lobos lead the conference with 77 on the season and in blocks per game with 4.5 as well as in conference games (23, 5.8 per game). In the last three games, UNM has recorded six (San Diego State), eight (Utah State) and five blocks (UNLV), with a season-high 11 against Houston Baptist.

### PAULA PEAKING

Freshman Paula Reus has quickly found her footing, and has emerged as a prolific passer and key piece to the Lobo offense as of late.

The freshman is averaging 5.1 points per game with 76 points in 15 games

(sixth on the team), and is third in assists (34, 2.3 per game) and in blocks with 10. She is averaging 19.4 minutes per game.

Twice this season, Reus has dished out six assists with a season-high seven at Houston.

In the game against UNLV, Reus had a balanced seven points, seven rebounds (a season high) and two blocks. Twice in the last three games, Reus has grabbed seven rebounds, which is currently her season high.

Getting the starting nod against then-No. 6 Arizona, Reus had her best scoring outing of the season, leading the Lobos with a season-high 15 points and an efficient 7-for-8 shooting in the game, making her first seven shots. She showcased her versatility, hitting mid-range jumpers and a three-pointer, while showing she can drive to the basket with either hand or create her own shot.

In her first official start for UNM against Houston, Reus distributed a season-high seven assists to go with seven points, two steals and five rebounds and had her best scoring output against New Mexico State on Dec. 3 with nine points on 3-for-4 shooting.

In the second game against the Aggies, Reus was called upon to play all 10 minutes of the fourth quarter and held her own against the NMSU post players, finishing with six assists, six points, six rebounds, two blocks and a steal in 28 minutes.

### **MILESTONE ACHIEVED**

Jaedyn De La Cerda became the 23rd Lobo to reach the 1000-point milestone in the fourth quarter against Texas Tech on Nov. 28. She currently has 1030 points in her illustrious career.

The New Mexico native is not the only Lobo with milestones within reach this season. Antonia Anderson is eight points away from 1000 points. Should Anderson reach the milestone, she will be the 17th player in program history to have 1,000 points, 500 rebounds and the 24th player to reach 1000 points in their career.

In addition, Anderson has played in 132 games at UNM, with the record 134 games set by Angela Hartill (2005-09).

Head Coach Mike Bradbury also achieved a milestone this season, winning his 100th game at UNM against Grambling State on Nov. 30. Bradbury became just the second coach in program history to reach 100, joining only Don Flanagan.

### **QUARTER LOCKDOWN**

The Lobos have held an opponent to single digits in a quarter seven times, with the latest in the first quarter of Friday's game against New Mexico State.

Against Louisiana-Monroe, the Lobos held the Warhawks to single digits in the first two quarters with nine in the first quarter and eight in the second quarter. It was the second time in the week that the Lobos held their opponent below 20 points in the first half, holding Houston Baptist to 16 in the first 20 minutes.

The Lobos had an impressive defensive display, holding the Huskies to just two points in the opening quarter and without a basket for almost the first eight minutes of the game (2:01).

In the game against Northern New Mexico, UNM held the Lady Eagles to seven points in both the second and fourth quarters, while holding them under 15 points in each quarter.

UNM also held Grambling State to below 15 points in each quarter, with 11 in both the first and second and 14 in both the third and fourth.

The Lobos held Northern New Mexico to 18.2% in the fourth quarter on 2-11 shooting and 23.1% in the second quarter on 3-13 shooting.

As a whole, NNMC shot just 27.6% in the game with 16 made baskets on 58 attempts and 17.4% from three with four makes on 23 attempts.

Against Lamar, the Lobos shut the Cardinals down defensively in the third quarter, allowing just nine points in the quarter for the 53-37 (16 points) lead.

UNM held Lamar to 2-of-11 shooting from the floor (18.2%) and 1-of-7 (14.3%) from three.

On the offensive end, UNM shot 53.8% from the field in the third quarter to the Cardinals' 18.2%, with Jaedyn De La Cerda accounting for 14 of UNM's 18 points in the quarter.

Further, the Lobos held the Panthers scoreless for the first 2:16 of the game, the first Lamar points came at 7:15 remaining in first and the Lobos held the Lady Eagles the final 5:06 of the first quarter without a point.

### **SHE'S JUST A FRESHMAN**

It took all of one week of collegiate play for Vianè Cumber to earn her first award, as the guard earned the inaugural MW Freshman of the Week on Monday, Nov. 15.

The distinction came after Cumber led all scorers with 17 points on 7-for-10 shooting and 3-for-5 from three-point range in her first collegiate start on Friday. The guard also was credited with an assist and two steals.

Cumber took over midway through the first quarter, accounting for eight

straight Lobo points, making three consecutive shots on back-to-back threes and a layup as UNM built its lead in the first quarter, going a perfect 3-for-3 and 2-for-2 from three while also having a steal and an assist against Northern New Mexico. In the third quarter, Cumber went 2-for-3 with a fast-break layup and created the steal that led to a fast-break layup on the next possession.

The Albuquerque native added a layup and a final three in the fourth quarter while grabbing four defensive rebounds.

Her first collegiate basket occurred in the second quarter against Lamar on a jumper that extended the Lobo lead to seven and collected three rebounds.

On the week, Cumber averaged 9.5 points, 4.0 rebounds and 1.5 steals per game.

### **MANAGING EXPECTATIONS**

After winning the Mountain West regular season in 2020-21 for the first time since 2004-05, the Lobos were picked to finish second in the preseason MW poll with 251 points and seven first-place votes.

It is the second time in head coach Mike Bradbury's tenure that the Lobos have been picked to finish second, with the last time occurring in 2019-20 when the Lobos earned three first-place votes and 280 points.

New Mexico finished above UNLV with the Rebels at 232 points and three first-place votes, and fourth-place Colorado State with the Rams earning 207 points and one first-place vote.

State and Colorado State with one each, San Diego State with two, UNLV at three, UNM with seven and Fresno State the preseason favorite with 13 first-place votes and 269 points.

In addition, senior Antonia Anderson was selected to the MW preseason all-conference team, one of five players to earn the distinction. For Anderson, the Cibola, Texas native is coming off of a campaign in which she averaged 12.1 points per game, 6.2 rebounds per game, 1.9 assists per game, 1.0 steals per game and 1.0 blocks per game and scored 10-plus points in 13 games with a career-high 29 points in the victory over UNLV on Jan. 17. Anderson led the team in rebounds and rebounds per game, was second in made field goals and blocked shots and third in total points.

In MW contests, she averaged 12.6 points per game and a team-high 6.6 rebounds per game, as well as led the conference in field-goal percentage with 49 percent. Further, Anderson was eighth in blocks per game at 1.07 and ranked in the top 15 in scoring, rebounding, field-goal percentage, blocked shots and defensive rebounds, resulting in her first all-conference honor in being named to the Mountain West all-conference team.

### **PRIDE OF NEW MEXICO**

The Lobos have two New Mexico natives on the 2021-22 roster with freshman Vianè Cumber and senior Jaedyn De La Cerda. In addition to being from New Mexico, the duo has something else in common: New Mexico Gatorade Player of the Year distinctions.

Cumber was named the 2019-20 and 2021-21 New Mexico Gatorade Girls Basketball Player of the Year after averaging 26.5 points, 9.3 rebounds, 2.2 assists and 1.5 steals her senior season and 22.4 points, 10.6 rebounds, 2.5 assists and 3.3 steals as a junior at Sandia High School in Albuquerque. Out of Roswell, N.M. and Roswell High School, De La Cerda earned the 2016-17 New Mexico Gatorade Player of the Year.

### **KNOW YOUR OPPONENT**

Wyoming enters the game having played just 11 games on the season and two in conference. Due to postponed games, the Cowgirls haven't played since Dec. 31, a 66-60 loss to UNLV.

Wyoming's wins include Denver (81-51), Chadron State (71-48), CSU Pueblo (67-53), North Dakota State (71-45) and San Diego State (62-54). The losses include UNLV, Nebraska (72-61), Gonzaga (54-47), Tulane (73-67), Kansas City (53-44) and Wichita State (57-48).

As a team, Wyoming is averaging 61.7 points per game, shooting .393 from the floor, .288 from behind the arc, and .783 from the free-throw line. They have made more free throws (119) than opponents have attempted (118).

In conference play, the Cowgirls are averaging 61.0 points per game, shooting .398 from the floor and .295 from three. The Cowgirls are 23-of-24 from the free-throw line (.958).

The Cowgirls have three players in double figures, led by McKinley Bradshaw's 12.5 ppg. Quinn Weidemann is averaging 10.8 ppg and Allyson Fertig at 10.1 ppg. Alba Sanchez Ramos leads with 69 rebounds (6.9 per game), followed closely by Fertig at 68 (6.2 per game). Tommi Olson leads with 22 steals and 36 assists and Paula Salazar leads with seven blocks.

Weidemann leads with 18 made three-pointers on the season and Bradshaw and Ustowska at 12 made threes. At the free-throw line, Weidemann and Grace Ellis are tied for the team high with 19.

In the 11 games, only Weidemann and Olson have started every game, with Bradshaw and Sanchez Ramos starting 10. Ellis has started eight games, Fertig four and Ola Ustowska starting one game. In the two conference games, Olson, Fertig and Weidemann are the only players who started both.

## LAST TIME IT HAPPENED (UNM)

### As A Team

<b>Scored 100 Points:</b>	120 - at Arkansas-Pine Bluff (12-17-20)
<b>Scored 90 Points:</b>	98 - at Utah State (1-6-22)
<b>Scored Fewer Than 50 Points:</b>	42 - at UNLV (1-11-17)
<b>Scored Fewer Than 40 Points:</b>	38 - at Colorado St. (1-3-15)
<b>Won by 50 Points:</b>	+56 (W, 96-40) - Northern New Mexico (11-12-21)
<b>Won by 40 Points:</b>	+48 (W, 92-44) - vs. Northern NM (12-10-19)
<b>Won By 30 Points:</b>	+32 (W, 97-65) - at Utah State (3-1-21)
<b>Lost By 30 Points:</b>	-37 (L, 47-84) - at (RV) Arizona St. (12-14-19)
<b>Lost By 40 Points:</b>	-42 (L, 63-105) - at Oklahoma (12-16-17)
<b>Shot 60% or Better:</b>	61.2% - Pacific (11-9-01)
<b>Shot Less Than 30%:</b>	26.7% (16-60) - vs. UNLV (1-18-20)
<b>Shot 60% 3FG or Better:</b>	68.2% (15-22) - at NMSU (12-2-17)
<b>Shot Less Than 20% 3FG:</b>	13.79 (4-29) - vs. Nevada (3-1-20)
<b>Made 15 3-Pointers:</b>	21 - at Utah State (1-6-22)
<b>Shot 90% on FTs (10 or more):</b>	93.3% (14-15) - vs. Texas Tech (11-28-21)
<b>Shot Less Than 40% On FTs:</b>	14.3% (1-7) - at UTEP (11-30-17)
<b>Had 50 Rebounds:</b>	54 - Northern New Mexico (11-12-21)
<b>Had 20 Offensive Rebounds:</b>	21 - Northern New Mexico (11-12-21)
<b>Had 25 Assists:</b>	25 - at Utah State (1-6-22)
<b>Had 20 Turnovers:</b>	21 - vs. New Mexico State (12-3-21)
<b>Had Less Than 10 Turnovers:</b>	6 - at Boise State (12-31-21)
<b>Had 10 Steals:</b>	13 - at Boise State (12-31-21)
<b>Had 10 Blocks:</b>	11 - vs. Houston Baptist (11-23-21)
<b>Had Two 20-Point Scorers:</b>	at Utah State (1-6-22) LaTascya Duff (24) and Jaedyn De La Cerda (27)
<b>Had Three 20-Point Scorers:</b>	vs. San Jose St. (2-27-19) Tasha Buck (30), Jaisa Nunn (22) and Cherise Beynon (22)
<b>Had 6 Double-Digit Scorers:</b>	at Arkansas-Pine Bluff (12-17-20)
<b>Had 5 Double-Digit Scorers:</b>	vs. San Diego State (1-9-22)
<b>Had No Double-Digit Scorers:</b>	vs. (RV) Arizona St. (12-14-19)
<b>Had Two 10+ Rebounders:</b>	vs. Nevada (3-1-20) Shaiquel McGruder (17) and Antonia Anderson (10)
<b>Scored 50 Points In 1st Half:</b>	55 - at Utah State (1-6-22)
<b>Scored 50 Points In 2nd Half:</b>	50 - Northern New Mexico (11-12-21)
<b>Scored 60 Points in a 2nd Half:</b>	63 - vs. New Mexico St. (12-16-19)
<b>Scored 20 Or Fewer Points In 1st Half:</b>	17 - at Colorado St. (2-22-17)
<b>Scored 20 Or Fewer Points In 2nd Half:</b>	17 - at UNLV (1-15-21)
<b>Lowest Pts Scored in Quarter:</b>	2 - vs. Tulsa (11-25-16)
<b>Failed To Make a 3FG:</b>	at (RV) Arizona St. (12-14-19)
<b>Defeated a Ranked Team:</b>	W, 88-87 vs. No. 16 Marquette (11-13-17)
<b>Lost to a Ranked Team:</b>	L, 77-60 at No. 6 Arizona (12-12-21)
<b>Won an OT Game:</b>	W, 74-71 at Wyoming (2-8-20)
<b>Lost an OT Game:</b>	L, 86-78 at Nevada (2-19-20)
<b>Won a 2OT Game:</b>	W, 89-85 at Houston (11-24-18)
<b>Lost a 2OT Game:</b>	L, 69-65 vs. Fresno St. (1-2-16)

### As An Individual

<b>Had a Triple-Double:</b>	Aisia Robertson (28 pts, 11 rebs, 11 assists) at Houston (11-24-18)
<b>Had a Double-Double (Pts/Reb):</b>	Antonia Anderson (12 pts, 10 reb) vs. San Diego State (1-9-22)
<b>Had a Double-Double (Pts/Asst):</b>	LaTora Duff (13 pts & 14 asts) at Utah State (1-6-22)
<b>Had a Double-Double (Reb/Asst):</b>	vs. Fairleigh Dickinson (11-12-16) Cherise Beynon (13 reb, 10 asts)
<b>Scored 20+ Pts with 10+ Rebs:</b>	Shaiquel McGruder (20 pts, 10 reb) vs. Houston Baptist (11-23-21)
<b>Scored 30 Points:</b>	Shaiquel McGruder (30 pts), Prairie View A&M (11-16-21)
<b>Scored 40 Points:</b>	Cherise Beynon (41) at SDSU (1-20-18)
<b>Scored 30 Points (MW Only):</b>	LaTascya Duff (31) at Air Force (2-23-21)
<b>Scored 40 points (MW Only):</b>	Cherise Beynon (41) at San Diego St. (1-20-18)
<b>Had 20+ Rebounds:</b>	Richelle van der Keijl (20) vs. New Mexico St. (11-15-16)
<b>Had 15+ Rebounds:</b>	Shaiquel McGruder (15) vs. UNLV (1-3-22)
<b>Had 15+ Assists:</b>	Aisia Robertson (16) vs. Oklahoma (11-28-18)
<b>Had 5+ Steals:</b>	Antonia Anderson (5) at Boise State (12-31-21)
<b>Had 5+ Blocks:</b>	Antonia Anderson (5) at Utah State (1-6-22)

## LAST TIME IT HAPPENED (OPP)

### As A Team

<b>Scored 100 Points:</b>	105 - at Oklahoma (12-16-17)
<b>Scored 90 Points:</b>	90 - California Baptist (3-19-21)
<b>Scored Less Than 50 Points:</b>	45 - Louisiana-Monroe (11-27-21)
<b>Scored Less Than 40 Points:</b>	40 - Northern New Mexico (11-12-21)
<b>Shot 50% Or Better:</b>	56.4% (31-55) - vs. Texas Tech (11-28-21)
<b>Shot Less Than 30%:</b>	27.6% (16-58) - Northern New Mexico (11-12-21)
<b>Shot 50% 3FG Or Better:</b>	50.0% (7-14) - Texas Tech (11-28-21)
<b>Shot Less Than 20% 3FG:</b>	11.1% (1-9) - New Mexico State (12-3-21)
<b>Made 15 3-Pointers:</b>	15 - at San José St. (1-22-20)
<b>Shot 90% On FTs (10 or more):</b>	92.9% (13-14) vs. Houston Baptist (11-23-21)
<b>Shot Less Than 50% On FTs:</b>	33.3% (4-12) - San Diego State (1-9-22)
<b>Had 50 Rebounds:</b>	53 - vs San Diego State (1-9-22)
<b>Had 20 Offensive Rebounds:</b>	24 - vs San Diego State (1-9-22)
<b>Had 25 Assists:</b>	26 - at Houston (11-20-21)
<b>Had 20 Turnovers:</b>	21 - at Utah State (1-6-22)
<b>Had 30 Turnovers:</b>	30 - vs. Northern NM (11-15-17)
<b>Had Less Than 10 Turnovers:</b>	8 - vs. Colorado State (3-5-21)
<b>Had 10 Steals:</b>	10 - at Utah State (1-6-22)
<b>Had 10 Blocks:</b>	10 - vs. Utah St. (2-10-16)
<b>Had Two 20-Point Scorers:</b>	California Baptist (3-19-21) Britney Thomas (22) and Caitlyn Harper (25)
<b>Had 6 Double-Digit Scorers:</b>	Baylor (1-4-95)
<b>Had 5 Double-Digit Scorers:</b>	Arizona (12-12-21)
<b>Had No Double-Digit Scorers:</b>	vs. Louisiana-Monroe (11-27-21)
<b>Had Two 10+ Rebounders:</b>	at Boise State (12-31-21) Rachel Bowers (10), Trista Hull (10)
<b>Scored 50+ Points In 1st Half:</b>	54 - at San José St. (1-22-20)
<b>Scored 50+ Points In 2nd Half:</b>	51 - at Houston (11-20-21)
<b>Scored 20 Or Less Points In 1st Half:</b>	17 - vs. Louisiana-Monroe (11-27-21)
<b>Scored 20 Or Less In 2nd Half:</b>	19 - Northern New Mexico (11-12-21)
<b>Scored Less Than 10 Points in Quarter:</b>	8 - New Mexico State (12-3-21)
<b>Failed To Make a 3FG:</b>	0-1 by San Diego State (2-18-15)

### As An Individual

<b>Had a Double-Double (Pts/Reb):</b>	Kim Villalobos (17 pts, 10 reb) San Diego State (1-9-22)
<b>Had a Double-Double (Pts/Asst):</b>	Ane Olaeta (11 pts, 14 assists) California Baptist (3-19-21)
<b>Had a Double-Double (Pts/Steals):</b>	Jasmyne Harris (28 pts & 10 steals) at Houston (11-28-18)
<b>Had 20+ Points &amp; 10+ Rebounds:</b>	Bigue Sarr (28 pts, 12 reb) New Mexico State (12-5-21)
<b>Scored 30 Points:</b>	Shlya Latone (33) - at Utah State (3-1-21)
<b>Scored 30 Points (MW Only):</b>	Shlya Latone (33) - at Utah State (3-1-21)
<b>Had 20+ Rebounds:</b>	Kaylee Johnson (22) - No. 1 Stanford (11-24-14)
<b>Had 15+ Rebounds:</b>	Desi-Rae Young (16) - UNLV (1-3-22)
<b>Had 10+ Assists:</b>	Ane Olaeta (14) - California Baptist (3-19-21)
<b>Had 5+ Steals:</b>	Tatyana Hill (5) - at Houston (11/20/21)
<b>Had 5+ Blocks:</b>	Mallory McGwire (5) - vs. Boise St. (2-22-20)

## LOBOS RECORD WHEN...

	Overall	In MW
Overall	13-4	4-0
At home	9-0	2-0
On the road	3-2	2-0
At neutral sites	1-2	0-0
After a win	8-4	3-0
After a loss	4-0	0-0
In overtime	0-0	0-0
vs. ranked opponents	0-1	0-0
Games decided by 1-4 points	3-0	3-0
Games decided by 5-9 points	1-2	0-0
Games decided by 10-19 points	6-1	1-0
Games decided by 20+ points	3-1	0-0
Leading after Q1	10-0	2-0
Trailing after Q1	3-3	2-0
Tied after Q1	0-1	0-0
Leading at half	9-0	1-0
Trailing at half	4-4	3-0
Tied at half	0-0	0-0
Leading after Q3	9-0	1-0
Trailing after Q3	4-4	3-0
Tied after Q3	0-0	0-0
Shooting 50% or better	3-0	0-0
Shooting between 40-49.9%	8-3	3-0
Shooting less than 40%	2-1	1-0
Opponent shoots 50% or better	0-2	0-0
Opponent shoots b/w 40-49.9%	1-1	1-0
Opponent shoots b/w 30-39.9%	11-1	3-0
Opponent shoots less than 30%	1-0	0-0
UNM higher FG%	12-0	3-0
Opponent higher FG%	1-4	1-0
FG% Tied	0-0	0-0
UNM outrebounds	5-2	0-0
Opponent outrebounds	8-2	4-0
Rebounds tied	0-0	0-0
UNM more made free throws	8-3	2-0
Opponent more made free throws	5-1	2-0
Made free throws tied	0-0	0-0
UNM 3FG% higher	10-1	4-0
Opponent 3FG% higher	3-3	0-0
3FG% tied	0-0	0-0
UNM has more fouls	6-4	2-0
Opponent has more fouls	7-0	2-0
Fouls are tied	0-0	0-0
UNM more turnovers	4-3	1-0
Opponent more turnovers	8-1	2-0
Turnovers tied	1-0	1-0
Scoring less than 50 points	0-0	0-0
Scoring 50-59 points	0-0	0-0
Scoring 60-69 points	1-3	0-0
Scoring 70-79 points	8-1	3-0
Scoring 80-89 points	2-0	0-0
Scoring 90-99 points	2-0	1-0
Scoring 100+ points	0-0	0-0
Allowing 40 points or less	1-0	0-0
Allowing 41-49 points	1-0	0-0
Allowing 50-59 points	4-0	0-0
Allowing 60-69 points	4-0	2-0
Allowing 70-79 points	2-2	1-0
Allowing 80-89 points	1-2	1-0
Allowing 90+ points	0-0	0-0
In November	6-3	0-0
In December	4-1	1-0
In January	3-0	3-0
In February	0-0	0-0
In March	0-0	0-0

### TEAM

	All	Conference Only
Assists per Game	1st (16.5)	1st (17.0)
3-Pt FG Made	1st (9.7)	1st (11.0)
FG %	1st (.454)	5th (.425)
3-PT FG %	1st (.380)	2nd (.396)
Blocks per Game	1st (4.5)	1st (5.8)
Scoring	1st (75.8)	1st (79.0)
Scoring Margin	2nd (+10.0)	4th (+6.3)
Steals per Game	3rd (9.1)	5th (7.0)
FG % Defense	4th (.384)	4th (.393)
Assist/Turnover Ratio	4th (1.04)	1st (1.6)
3-Pt FG % Defense	4th (.305)	2nd (.271)
Free Throw %	7th (.724)	5th (.754)
Rebounding Margin	8th (-2.59)	11th (-15.0)
Scoring Defense	8th (65.8)	9th (72.8)

### INDIVIDUAL

	All	Conference Only
<b>SCORING</b>		
Shaiquel McGruder	8th (14.1)	11th (14.8)
Jaedyn De La Cerda	11th (13.4)	6th (18.0)
LaTora Duff	12th (13.2)	--
LaTascya Duff	15th (12.6)	9th (16.3)
<b>REBOUNDING</b>		
Shaiquel McGruder	8th (7.0)	8th (8.5)
Antonia Anderson	14th (5.9)	18th (5.8)
LaTora Duff	--	20th (5.5)
<b>FIELD GOAL %</b>		
Shaiquel McGruder	1st (.607)	1st (.532)
Jaedyn De La Cerda	--	6th (.481)
<b>ASSISTS</b>		
LaTora Duff	2nd (5.9)	1st (7.5)
Jaedyn De La Cerda	14th (2.9)	8th (4.0)
<b>BLOCKED SHOTS</b>		
Antonia Anderson	1st (1.6)	1st (1.8)
Shaiquel McGruder	3rd (1.3)	1st (1.8)
Paula Reus	10th (0.7)	9th (1.0)
<b>ASSIST/TURNOVER RATIO</b>		
LaTora Duff	5th (2.1)	7th (2.5)
Jaedyn De La Cerda	--	13th (1.4)
<b>3-POINT FG MADE</b>		
LaTascya Duff	1st (2.9)	1st (4.7)
Jaedyn De La Cerda	2nd (2.4)	2nd (4.0)
LaTora Duff	5th (2.1)	--
<b>3-POINT FG %</b>		
LaTascya Duff	1st (.480)	1st (.615)
Jaedyn De La Cerda	--	3rd (.533)
<b>STEALS</b>		
Shaiquel McGruder	8th (1.8)	11th (1.5)
Antonia Anderson	14th (1.6)	7th (1.8)
LaTora Duff	--	11th (1.5)

## NCAA STATISTICS

### TEAM

3-pt. FG Made	2nd
Assists	4th
3-pt. FG Attempted	5th
3-pt. FG per Game	10th
3-pt. FG Percentage	10th
Blocked Shots	15th
Steals	27th
Rebounds	21st
Assists per Game	29th
FG %	32nd
Scoring Offense	33rd

### INDIVIDUAL

<b>Assists per Game</b>	
LaTora Duff	14th
<b>Assists</b>	
LaTora Duff	3rd
<b>FG %</b>	
Shaiquel McGruder	10th
<b>FG Made</b>	
Shaiquel McGruder	13th
<b>3-pt. FG Made</b>	
LaTascya Duff	4th
Jaedyn De La Cerda	13th
LaTora Duff	34th
<b>3-pt. FG %</b>	
LaTascya Duff	9th
<b>3-pt. FG per Game</b>	
LaTascya Duff	22nd
<b>Blocked Shots</b>	
Antonia Anderson	33rd
Shaiquel McGruder	63rd
<b>Minutes Played</b>	
LaTora Duff	4th
Jaedyn De La Cerda	10th

## 2021-22 MW Players of the Week

### WEEK 1 (11/15/21)

PLAYER: Desi-Rae Young, C, UNLV  
**FRESHMAN: Viané Cumber, G, UNM**

### WEEK 2 (11/22/21)

PLAYER: McKenna Hofschild, G, CSU  
**FRESHMAN: Audrey Roden, G, Nev.**

### WEEK 3 (11/29/21)

PLAYER: McKinley Bradshaw, G, UW  
**FRESHMAN: Allyson Fertig, C, UW**

### WEEK 4 (12/6/21)

PLAYER: Karly Murphy, F, CSU  
**FRESHMAN: Audrey Roden, G, Nev.**

### WEEK 5 (12/13/21)

PLAYER: McKenna Hofschild, G, CSU  
**FRESHMAN: Tamia Stricklin, F, FS**

### WEEK 6 (12/20/21)

PLAYER: Shaiquel McGruder, F, UNM  
**FRESHMAN: Audrey Roden, G, Nev.**

### WEEK 7 (12/27/21)

PLAYER: Desi-Rae Young, C, UNLV  
**FRESHMAN: Trista Hull, F, BSU**

### WEEK 8 (1/3/22)

PLAYER: McKenna Hofschild, G, CSU  
**FRESHMAN: Allyson Fertig, C, UW**

### WEEK 9 (1/10/22)

PLAYER: Jaedyn De La Cerda, G, UNM  
**FRESHMAN: Asia Avinger, G, SDSU**



# NEW MEXICO 2021-22 WOMEN'S BASKETBALL

## SERIES HISTORY

STAT COMPARISON		
WYO		UNM
61.7	Points Per Game	<b>75.8</b>
39.3	FG%	<b>45.4</b>
28.8	3FG%	<b>38.0</b>
<b>78.3</b>	FT%	<b>72.4</b>
5.8	Made 3-pt PG	<b>9.7</b>
<b>38.1</b>	Rebounds PG	37.4
<b>12.6</b>	Turnovers PG	15.9
12.5	Assists PG	<b>16.5</b>
2.1	Blocks PG	<b>4.5</b>
6.1	Steals PG	<b>9.1</b>
<b>56.9</b>	Scoring Defense	65.8
38.7	FG% Defense	<b>38.4</b>
<b>30.3</b>	3FG% Defense	30.5
<b>+4.3</b>	Rebound Margin	-2.6

### TEAM LEADERS

McKinley Bradshaw (12.5)	<b>POINTS</b>	Shaiquel McGruder (14.1)
Alba Sanchez Ramos (6.9)	<b>REBOUNDS</b>	Shaiquel McGruder (7.0)
Tommi Olson (3.3)	<b>ASSISTS</b>	LaTora Duff (5.9)
Tommi Olson (2.0)	<b>STEALS</b>	Shaiquel McGruder (1.8)
Paula Salazar (0.6)	<b>BLOCKS</b>	Antonia Anderson (1.6)

### WYOMING (42-37)

H: 26-17; A: 13-25; N: 3-1

#### LAST 20 MEETINGS

2/8/11	L	78-65	A
3/9/11	W	67-61	N
1/14/12	L	62-50	H
2/11/12	W	60-57	A
1/30/13	L	72-54	H
3/2/13	L	72-50	A
1/8/14	W	75-65	H
2/5/14	L	79-75	A
1/24/15	W	60-54	H
3/6/15	W	66-55	A
1/16/16	L	66-48	A
1/21/17	L	68-52	A
2/25/17	L	60-58	H
1/10/18	L	55-66	A
2/21/18	L	62-63	H
3/6/18	L	66-69	N
1/19/19	W	78-75	A
3/7/19	W	57-50	H
12/7/19	L	66-73	H
2/8/20	W (OT)	74-71	A

### UNM WHEN HOME/AWAY/NEUTRAL

STAT	HOME (9)	AWAY (5)	NEUTRAL (3)
PPG	79.8	72.6	69.0
Opp PPG	59.7	76.6	66.0
FG %	.470	.441	.424
3FG%	.365	.398	.392
FT%	.697	.714	.857
Opp FG%	.350	.418	.432
Opp 3FG%	.269	.344	.353
RPG	41.4	34.2	30.7
Opp RPG	39.6	42.2	37.7
APG	16.9	16.4	15.7
SPG	9.8	9.4	6.7
TOV	14.1	18.4	17.0

## MOUNTAIN WEST STANDINGS

Team (AP/Coaches)	CONFERENCE						OVERALL							
	W	L	Pct.	Home	Away	Neutral	W	L	Pct.	Home	Away	Neutral	Last 10	Strk
New Mexico	4	0	1.000	2-0	2-0	0-0	13	4	.765	9-0	3-2	1-2	8-2	W5
Nevada	3	0	1.000	2-0	1-0	0-0	11	4	.733	7-2	3-2	1-0	9-1	W3
UNLV	3	1	.750	1-0	2-1	0-0	11	4	.733	6-1	5-3	0-0	8-2	W1
Colorado State	2	1	.667	2-0	0-1	0-0	11	2	.846	8-1	1-1	2-0	8-2	W1
Wyoming	1	1	.500	0-0	1-1	0-0	5	6	.455	3-1	2-4	0-1	4-6	L1
Fresno State	1	1	.500	1-1	0-0	0-0	5	8	.385	3-3	2-4	0-1	3-7	W1
Air Force	1	2	.333	0-1	1-1	0-0	7	7	.500	4-3	3-4	0-0	5-5	L1
Boise State	1	2	.333	1-1	0-1	0-0	5	9	.357	4-3	1-4	0-2	3-7	W1
San Diego State	1	3	.250	1-1	0-2	0-0	7	8	.467	5-3	2-3	0-2	4-6	L1
San José State	0	2	.000	0-1	0-1	0-0	3	10	.231	2-4	1-6	0-0	2-8	L7
Utah State	0	4	.000	0-2	0-2	0-0	5	9	.357	4-3	1-6	0-0	3-7	L6

### UNM STARTING LINEUPS (GAME)

Game	G	G	G	F	F
Lamar	Tora Duff	De La Cerda	Seren	Anderson	McGruder
Northern N.M.	Tora Duff	De La Cerda	Cumber	Anderson	McGruder
Prairie View	Tora Duff	De La Cerda	Tay Duff	Anderson	McGruder
Houston	Tora Duff	Tay Duff	Augmon	van Bennekom	Reus
Houston Baptist	Tora Duff	De La Cerda	Tay Duff	Anderson	McGruder
Stephen F. Austin	Tora Duff	De La Cerda	Tay Duff	Anderson	McGruder
Louisiana-Monroe	Tora Duff	De La Cerda	Tay Duff	Anderson	McGruder
Texas Tech	Tora Duff	De La Cerda	Tay Duff	Anderson	McGruder
Grambling State	Tora Duff	De La Cerda	Tay Duff	Anderson	McGruder
New Mexico State	Tora Duff	De La Cerda	Tay Duff	Anderson	McGruder
New Mexico State	Tora Duff	De La Cerda	Tay Duff	Anderson	McGruder
Arizona	Tora Duff	De La Cerda	Tay Duff	Anderson	Reus
UTEP	Tora Duff	De La Cerda	Tay Duff	Anderson	McGruder
San José State	POSTPONED				
Boise State	Tora Duff	De La Cerda	Tay Duff	Anderson	McGruder
UNLV	Tora Duff	De La Cerda	Tay Duff	Anderson	McGruder
Utah State	Tora Duff	De La Cerda	Tay Duff	Anderson	McGruder
San Diego State	Tora Duff	De La Cerda	Tay Duff	Anderson	McGruder
Wyoming					
Colorado State					
Wyoming					
Air Force					
Nevada					
Utah State					
Boise State					
Fresno State					
San José State					

### UNM STARTING LINEUPS (RECORD)

Tay Duff, Tora Duff, De La Cerda, Anderson, McGruder	11-2
Seren, LaTora Duff, De La Cerda, Anderson, McGruder	1-0
Cumber, LaTora Duff, De La Cerda, Anderson, McGruder	1-0
Tay Duff, Tora Duff, De La Cerda, Anderson, Reus	0-1
Tay Duff, Tora Duff, Augmon, van Bennekom, Reus	0-1

### DOUBLE-DOUBLE TRACKER

Nevaeh Parkinson	11 pts, 11 reb.	Northern N.M.
LaTora Duff	17 pts, 12 assts	Prairie View
Shaiquel McGruder	20 pts, 10 reb.	Houston Baptist
Shaiquel McGruder	22 pts, 11 reb.	Grambling State
Antonia Anderson	16 pts, 12 reb.	New Mexico State
Shaiquel McGruder	18 pts, 14 reb.	UTEP
Shaiquel McGruder	17 pts, 15 reb.	UNLV
LaTora Duff	13 pts, 14 assts	Utah State
Antonia Anderson	12 pts, 10 reb.	San Diego State

### CAREER DOUBLE-DOUBLES

	2021-22	Career
Antonia Anderson	2	5
Jaedyn De La Cerda	0	1
Shaiquel McGruder	4	5
Nevaeh Parkinson	1	1
LaTora Duff	2	2

### 20-POINT TRACKER

Shaiquel McGruder	30 pts	Prairie View
Shaiquel McGruder	20 pts	Houston Baptist
LaTascya Duff	21 pts	Texas Tech
Shaiquel McGruder	20 pts	Texas Tech
Shaiquel McGruder	22 pts	Grambling State
LaTascya Duff	22 pts	New Mexico State
LaTora Duff	24 pts	New Mexico State
LaTascya Duff	20 pts	UTEP
LaTascya Duff	24 pts	Utah State
Jaedyn De La Cerda	27 pts	Utah State





NUMERICAL

Table with 7 columns: #, NAME, POS, HT, YR, B/T, HOMETOWN (PREVIOUS SCHOOL). Lists 34 players including Rebeka Renczes, LaTascya Duff, and Kath van Bennekom.

ALPHABETICAL

Table with 7 columns: #, NAME, POS, HT, YR, B/T, HOMETOWN (PREVIOUS SCHOOL). Lists 34 players in alphabetical order.

STARTERS RETURNING (4)

Table with 9 columns: No., Name, Pos., Cls., Pts., Reb., Ast., FG%, 3FG%. Lists 4 returning starters.

OTHER LETTERWINNERS RETURNING (3)

Table with 9 columns: No., Name, Pos., Cls., Pts., Reb., Ast., FG%, 3FG%. Lists 3 other letterwinners returning.

STARTERS LOST (1)

Table with 9 columns: No., Name, Pos., Class, Pts., Ast., FG%, 3-FG%, FT%. Lists 1 starter lost.

OTHER LETTERWINNERS LOST (5)

Table with 8 columns: No., Name, Pos., Class. Lists 5 other letterwinners lost.

NEWCOMERS (6)

Table with 8 columns: No., Name, Pos., Class. Lists 6 newcomers.

PRONUNCIATION GUIDE

Table with 2 columns: Player name and pronunciation. Lists 10 players and their pronunciations.

BY ELIGIBILITY

Seniors (5)

Table with 2 columns: Player name and eligibility status. Lists 5 seniors.

Sophomores (2)

Table with 2 columns: Player name and eligibility status. Lists 2 sophomores.

Freshmen (6)

Table with 2 columns: Player name and eligibility status. Lists 6 freshmen.

HOME STATE

Alabama (2)

Table with 2 columns: Player name and eligibility status. Lists 2 Alabama players.

California (2)

Table with 2 columns: Player name and eligibility status. Lists 2 California players.

New Mexico (2)

Table with 2 columns: Player name and eligibility status. Lists 2 New Mexico players.

Ohio (1)

Table with 2 columns: Player name and eligibility status. Lists 1 Ohio player.

Texas (2)

Table with 2 columns: Player name and eligibility status. Lists 2 Texas players.

INTERNATIONAL

Table with 2 columns: Player name and eligibility status. Lists 4 international players.



## MIKE BRADBURY

**RECORD AT UNM: 107-59 (6TH SEASON)**  
**CAREER RECORD: 285-176 (15TH SEASON)**

### NOTEWORTHY :

- Named the sixth head coach in program history on March 31, 2016
- Led UNM to 25 wins in 2017-18; tied for second-most wins in program history
- Earned his 100th win at UNM on Nov. 30, only the second coach in program history to reach 100.
- Most single-season wins in Wright State history (26)

Mike Bradbury enters his sixth season as head coach for The University of New Mexico women's basketball team. In his previous five seasons at the helm, Bradbury has guided the Lobos to a 94-55 (.631) overall record. Twice in his tenure, in 2017-18 and 2018-19, the Lobos eclipsed the 20-win mark and totaled 49 victories over that time. The consecutive 20-plus win seasons under Bradbury are the first for the program since the 2007-08 – 2008-09 seasons.

In his most recent season at the helm of the Lobos, Bradbury led the Lobos to a Mountain West regular season championship, the first outright in program history and the first regular season title since the 2004-05 season. In addition, the Lobos were selected for the WNIT for the third time in four years.

The Lobos produced one of the most prolific offenses not only in the conference, but in the country, finishing among the top 25 in several categories. Among them, UNM finished fourth in the NCAA in made three-pointers per game (10.2), sixth in assist-turnover ratio (1.40), ninth in scoring offense (81.2 points per game), 14th in fewest turnovers per game (12.0) and assists per game (16.8) and 22nd in scoring margin (12.7). The Lobos led the Mountain West in scoring offense, scoring margin, assists per game, turnover margin, assist-turnover ratio and made three-pointers as well as second in field-goal percentage and steals per game.

UNM set a program record in scoring with 120 points against Arkansas-Pine Bluff on Dec. 17, 2020 and in the process, made 17 three-pointers, falling just one short of tying the program record. Further, the Lobos registered 90-plus points in five games and 80-plus points in 11 of the 20 games on the season.

Four Lobos finished the 2020-21 season averaging double figures in points per game with six players finishing in double figures in scoring in two games (the only times it has been accomplished in program history), five players in five games and four in seven games.

As a result of UNM's successful season, five players were named to the All-Mountain West Team with LaTascya Duff also earning the superlative of Sixth Person of the Year. Duff was just the second Lobo to win the sixth person award. Making the all-conference team for the first time were Duff, Jaedyn De La Cerda and Antonia Anderson, as well as Shaiquel McGruder earning all-defensive and Ahlise Hurst earning the honorable mention distinction.

In his third year at the helm, Bradbury continued to put his mark on the program while also continuing to bring Lobo women's basketball back to national prominence. Overall, Bradbury's 2018-19 team went 24-7 and earned a bid to the WNIT for a second-straight season. It marked the first time since the 2008-09 – 2009-10 seasons that the program made consecutive trips to the postseason.

After dropping a one-possession game to Auburn in the preseason WNIT, the 2018-19 Lobos ripped off 11-straight wins to tie the program record and were on the cusp of cracking the national top-25 rankings as well by receiving votes from the WBCA during that stretch. Bradbury would also receive an individual plaudit from the WBCA last season as he was named as one of 13 finalists for the 2019 United States Marine Corps/WBCA National Coach of the Year Award. Impressively, Bradbury was the only coach from a non-Power 5 conference to be a finalist.

In his time at UNM, Bradbury has coached 13 All-Mountain West performers with Cherise Beynon, Jayla Everett, Jaisa Nunn, Aisia Robertson and Richelle van der Keijl joining De La Cerda, Duff, McGruder, Hurst and Anderson in making the All-Mountain West Team. Tesha Buck, Mykiel Burleson and Nike McClure have also earned MW recognition with Buck being the 2017-18 Newcomer of the Year, Burleson being named to the All-Freshman team in 2016-17 and McClure landing on the All-Defensive team in 2018-19.

In terms of major individual awards, Bradbury has coached the league's Newcomer of the Year each of his first three seasons in charge of the Lobos with van der Keijl earning the award in 2016-17, Buck in 2017-18 and Robertson in 2018-19. Additionally, Bradbury has coached the MW Player of the Year in Nunn (2018-19) and the Freshman of the Year in Everett (2018-19) as well as Sixth Person of the Year in Duff (2020-21). Further, a Lobo has been named Mountain West Player of the Week 11 times during his tenure. In year two under Bradbury the Lobos had a breakout season, especially offensively as they ended the 2017-18 season averaging 80.4 points per game while also posting an impressive +9.7 scoring margin. Both marks led the Mountain West and the point-per-game total was 16th-best in NCAA DI last season. A significant reason for the jump in offensive production was the fact that the Lobos were one of the most potent three-point shooting threats in the country. For the season, the Lobos attempted the eighth-most overall trifectas in DI hoisting 932 long distance shots. Successful 34% of the time, the Lobos made the 11th most 3's burying 319. Prior to coming to Albuquerque, Bradbury built a



successful nine year run as a Division-I head coach with stops at Morehead State (Morehead, Ky.) and Wright State (Dayton, Ohio). Most recently with the Raiders, Bradbury led his squad to five 20-win seasons, including each of his final three seasons. During that time, Wright State has amassed a 75-28 record, the best amongst the 13 Division I programs in the state of Ohio.

Overall at Wright State, Bradbury had five winning seasons, all of which were 20-plus win seasons, in six years- a feat made all the more remarkable as Wright State had just one winning season in the previous 22 before his arrival. In the previous 37 seasons of women's basketball at Wright State, the Raider program had tallied 20 wins just once before Bradbury led the team to 20 wins in five of his six seasons.

His most prominent three-year run at Wright State started in 2013-14, when the Raiders won a school-record 26 games on the way to a 26-9 season and the program's first-ever appearance in the NCAA Tournament. That season saw the Raiders finish second in the Horizon League and win its first Horizon League Tournament. It also featured the program's first road win at perennial league power Wisconsin-Green Bay. Kim Demmings was named the Horizon League Player of the Year and Tournament MVP, and it marked the first time in school history the program had a pair of first team All-Conference selections.

He followed up that by earning Horizon League Coach of the Year in 2014-15 after a 25-9 season that saw his squad lose its Horizon League Preseason Player of the Year less than two minutes into the season opener. The Raiders just missed a second straight NCAA Tournament appearance, falling in overtime in the conference championship game. The team did make its first appearance in the Women's NIT as the league's automatic qualifier, and in 2015-16, the team made

it back-to-back WNIT appearances after a 24-11 season, earning the program's first at-large bid.

Those three seasons are the three winningest seasons in the history of Wright State women's basketball.

In his first two seasons at Wright State, he led the team to a 20-13 campaign and a 21-13 mark and berths in the Women's Basketball Invitational, the first NCAA Division I postseason berths for the program. Overall, Bradbury has coached three Horizon League Players of the Year (all in his last three seasons), six first-team All-Horizon League players, three second-team members and four All-Freshman team members.

Prior to his time at Wright State, Bradbury was the head coach at Morehead State where he led the Division I program to a 50-44 mark in three seasons, including a watershed 22-11 season, which was the second-most wins in Morehead State history and the most wins by the Eagles in the previous 38 years. At Morehead State he coached one Ohio Valley Conference Player of the Year, along with one first-team All-OVC pick (two seasons) and three second-team All-OVC picks.

Bradbury also spent time as an assistant coach at Xavier (2002-06), Cincinnati (1996-02), VCU (1995-96), East Tennessee State (1994-95) and Chattanooga (1991-94). In his 29 seasons as an assistant and as a head coach, Bradbury has had 27 winning seasons.

---

## ***THE BRADBURY FILE***

---

### ***EDUCATION***

UT-Chattanooga - B.S. Recreation (1993)

### ***COACHING EXPERIENCE***

1991-93	Student Assistant	Chattanooga
1993-94	Assistant Coach	Chattanooga
1994-95	Assistant Coach	East Tennessee
1995-96	Assistant Coach	VCU
1996-02	Assistant Coach	Cincinnati
2002-07	Assistant Coach	Xavier
2007-10	Head Coach	Morehead State
2010-16	Head Coach	Wright State
2016-pres.	Head Coach	New Mexico

### ***HEAD COACHING RECORD***

2007-10	Morehead State	50-44 (.532)
2010-16	Wright State	128-73 (.637)
2016-pres.	New Mexico	107-59 (.645)
15 years		285-176 (.618)

### ***CAREER HEAD COACHING YEAR-BY-YEAR***

2007-08	11-19 (9-11)	Morehead State
2008-09	17-14 (11-7)	Morehead State
2009-10	22-11 (14-4)	Morehead State
2010-11	20-13 (11-7)	Wright State
2011-12	21-13 (12-6)	Wright State
2012-13	12-18 (6-10)	Wright State
2013-14	26-9 (12-4)	Wright State
2014-15	25-9 (12-4)	Wright State
2015-16	24-11 (12-6)	Wright State
2016-17	15-15 (10-8)	New Mexico
2017-18	25-11 (10-8)	New Mexico
2018-19	24-7 (14-4)	New Mexico
2019-20	15-17 (6-12)	New Mexico
2020-21	15-5 (11-3)	New Mexico
2021-22	13-4 (4-0)	New Mexico
Total	285-176 (154-94)	



**1**  
Rebeka Renczes  
PG | 5-7 | FR.  
Szekszard, Hungary



**4**  
LaTascya Duff  
G | 5-7 | SR.  
Samson, Ala.



**5**  
LaTora Duff  
G | 5-7 | SR.  
Samson, Ala.



**10**  
Kath van Bennekom  
G | 5-9 | SO.  
Gorinchem, The Netherlands



**11**  
Zeyno Şeren  
G | 5-10 | FR.  
Ankara, Turkey



**12**  
Aniyah Augmon  
G | 5-8 | FR.  
San José, Calif.



**13**  
Shaiquel McGruder  
F | 6-0 | SR.  
Trotwood, Ohio



**21**  
Mackenzie Curtis  
G | 5-9 | FR.  
Lakeside, Calif.



**23**  
Jaedyn De La Cerda  
G | 5-7 | SR.  
Roswell, N.M.



**30**  
Paula Reus  
F | 6-1 | FR.  
Palma de Mallorca,  
Spain



**32**  
Antonia Anderson  
G/F | 6-2 | SR.  
Cibolo, Texas



**33**  
Vianè Cumber  
G | 5-10 | FR.  
Albuquerque, N.M.




**34**  
Nevaeh Parkinson  
F/C | 6-3 | SO.  
Dallas, Texas



**Mike Bradbury**  
Head Coach




**Valerie King**  
Assistant Coach




**Symone Denham**  
Assistant Coach



**Kabrina Merriweather**  
Assistant Coach



**Ryan Freeman**  
Special Assistant to the  
Head Coach



**Nike McClure**  
Director of Player  
Development



## REBEKA RENCZES

PG | 5-7 | FR | Szekszard, Hungary (Garay Janos Secondary)

PPG	FG %	3PT %	FT %	RPG	APG	SPG	BPG	MPG
1.8	.250	.400	.500	0.4	1.2	0.2	0.0	8.9

### NOTEWORTHY

- » Averaged 22.1 points, 9.0 assists and 6.3 steals during the 2019 season
- » Averaged 17.3 points, 6.1 assists and 2.9 steals during the 2021 season
- » Played on the U16 Hungary National Team and competed in the 2019 FIBA U16 Women's European Championship
- » Averaged 6.0 points, 2.9 assists, 2.3 rebounds, 1.1 steals while averaging 21.5 minutes with the national team

### Renczes' Top Performances

<b>Points</b>	Season	6 vs. Houston Bapt. (11/23/21)
	Career	Same
<b>FGM</b>	Season	2 vs. Houston Bapt. (11/23/21)
	Career	Same
<b>FGA</b>	Season	3 vs. Northern N.M. (11/12/21)
	Career	Same
<b>3PT FGM</b>	Season	2 vs. Houston Bapt. (11/23/21)
	Career	Same
<b>3PT FGA</b>	Season	2 - done twice
	Career	Same
<b>FTM</b>	Season	1 - done three times
	Career	Same
<b>FTA</b>	Season	2 - done three times
	Career	Same
<b>Rebounds</b>	Season	2 vs. Northern N.M. (11/12/21)
	Career	Same
<b>Assists</b>	Season	3 vs. Northern N.M. (11/12/21)
	Career	Same
<b>Blocks</b>	Season	
	Career	
<b>Steals</b>	Season	1 vs. Northern N.M. (11/12/21)
	Career	Same
<b>Turnovers</b>	Season	0 vs. Houston Bapt. (11/23/21)
	Career	Same
<b>Min. Played</b>	Season	18 vs. Northern N.M. (11/12/21)
	Career	Same

## GAME-BY-GAME STATISTICS

Opponent	Date	GS	MIN	Total		3-Pointers		Free throws		Rebounds				PF	A	TO	BLK	STL	PTS	AVG
				FG-FGA	PCT	3FG-3FGA	PCT	FT-FTA	PCT	OFF	DEF	TOT	AVG							
Northern N.M.	11/12/2021		17:56	0-3	.000	0-2	.000	0-0	.000	0	2	2	2.0	1	3	3	0	1	0	0.0
Houston Baptist	11/23/2021		04:15	2-2	1.000	2-2	1.000	0-0	.000	0	0	0	1.0	1	1	0	0	0	6	3.0
vs La.-Monroe	11/27/2021		05:38	0-0	.000	0-0	.000	1-2	.500	0	0	0	0.7	0	1	1	0	0	1	2.3
Grambling	11/30/2021		10:00	0-2	.000	0-0	.000	1-2	.500	0	0	0	0.5	0	1	1	0	0	1	2.0
at Utah St.	01/06/2022		06:34	0-1	.000	0-1	.000	1-2	.500	0	0	0	0.4	1	0	1	0	0	1	1.8
<b>Totals</b>		<b>0</b>	<b>44:23</b>	<b>2-8</b>	<b>.250</b>	<b>2-5</b>	<b>.400</b>	<b>3-6</b>	<b>.500</b>	<b>0</b>	<b>2</b>	<b>2</b>	<b>0.4</b>	<b>3</b>	<b>6</b>	<b>6</b>	<b>0</b>	<b>1</b>	<b>9</b>	<b>1.8</b>

## CAREER STATISTICS

SEASON	TEAM	GP-GS	MIN/AVG	Field Goals		3-Point		F-Throws		Rebounds				Scoring						
				FG-FGA	FG%	3FG-3FGA	3FG%	FT-FTA	FT%	OFF	DEF	TOT	AVG	PF	FO	A	TO	BLK	STL	PTS
2021-22	UNM	5-0	44/8.9	2-8	.250	2-5	.400	3-6	.500	0	2	2	0.4	3-0	6	6	0	1	9	1.8
<b>TOTAL</b>		<b>5-0</b>	<b>44/8.9</b>	<b>2-8</b>	<b>.250</b>	<b>2-5</b>	<b>.400</b>	<b>3-6</b>	<b>.500</b>	<b>0</b>	<b>2</b>	<b>2</b>	<b>0.4</b>	<b>3-0</b>	<b>6</b>	<b>6</b>	<b>0</b>	<b>1</b>	<b>9</b>	<b>1.8</b>

# #4

## LaTASCYA DUFF

G | 5-7 | SR | Samson, Ala. (Shelton State CC)



PPG	FG %	3PT %	FT %	RPG	APG	SPG	BPG	MPG
12.6	.470	.480	.806	3.2	1.5	0.6	0.2	30.9

### NOTEWORTHY

- » 10 double-digit point games this season, including last 5 games, four 20-plus point games
- » Leads the MW in overall three-pointers made per game, three-pointers made and in three-point field-goal percentage
- » Made at least one three-pointer in every game this season, has 19 game streak
- » Averaging 16.3 ppg, shooting 61.5% from three-point range in conference play
- » 4th in the NCAA in three-pointers made, 9th in three-point field-goal percentage and 22nd in three-pointers per game
- » Named Mountain West Sixth Person of the Year in 2020-21
- » MW All-Conference Team
- » Named Mountain West Preseason Newcomer of the Year
- » Named Mountain West Player of the Week twice (Dec. 21 and March 2)
- » Second on the team in points, ppg, field-goal attempts, free-throw percentage last season
- » Led the Lobos in 3-point field-goal percentage, 3-point field-goal attempts and made 3-pointers, and free throws made last season

### Duff's Top Performances

<b>Points</b>	Season	24 at Utah State (1/6/22)
	Career	31 at Air Force (2/23/21)
<b>FGM</b>	Season	8 - done twice
	Career	11 at Air Force (2/23/21)
<b>FGA</b>	Season	17 vs New Mexico St. (12/3/21)
	Career	20 at Air Force (2/23/21)
<b>3PT FGM</b>	Season	7 at Utah State (1/6/22)
	Career	Same
<b>3PT FGA</b>	Season	10 at Utah State (1/6/22)
	Career	12 - done twice
<b>FTM</b>	Season	5 vs San Diego State (1/9/22)
	Career	8 - done twice
<b>FTA</b>	Season	7 vs San Diego State (1/9/22)
	Career	10 at SHSU (12/6/20)
<b>Rebounds</b>	Season	8 at #6 Arizona (12/12/21)
	Career	Same
<b>Assists</b>	Season	4 - done twice
	Career	6 at Midwestern St. (12/4/20)
<b>Blocks</b>	Season	1 - done three times
	Career	2 vs. Colorado State (3/5/21)
<b>Steals</b>	Season	2 at Boise State (12/31/21)
	Career	5 at Air Force (2/23/21)
<b>Turnovers</b>	Season	0 - done six times
	Career	0 - done 10 times
<b>Min. Played</b>	Season	40 vs San Diego St. (1/9/22)
	Career	Same

## GAME-BY-GAME STATISTICS

Opponent	Date	GS	MIN	Total		3-Pointers		Free throws		Rebounds				PF	A	TO	BLK	STL	PTS	AVG		
				FG-FGA	PCT	3FG-3FGA	PCT	FT-FTA	PCT	OFF	DEF	TOT	AVG									
Northern N.M.	11/12/2021		04:00	1-1	1.000	1-1	1.000	0-0	.000	0	0	0	0.0	0	0	0	0	0	3	3.0		
Prairie View	11/16/2021	*	18:32	1-3	.333	1-3	.333	0-0	.000	0	0	0	0.0	0	1	0	0	1	3	3.0		
at Houston	11/20/2021	*	33:41	3-7	.429	2-6	.333	3-3	1.000	0	2	2	0.7	2	1	3	0	1	11	5.7		
Houston Baptist	11/23/2021	*	28:26	2-7	.286	2-4	.500	0-0	.000	0	5	5	1.8	1	1	0	0	1	6	5.8		
vs SFA	11/26/2021	*	31:22	5-13	.385	3-9	.333	2-3	.667	1	2	3	2.0	2	1	3	0	0	15	7.6		
vs La.-Monroe	11/27/2021	*	23:34	4-9	.444	4-8	.500	0-0	.000	1	1	2	2.0	0	1	0	1	1	12	8.3		
vs Texas Tech	11/28/2021	*	39:34	6-11	.545	5-9	.556	4-4	1.000	0	4	4	2.3	1	2	3	0	1	21	10.1		
Grambling	11/30/2021	*	22:23	3-8	.375	1-5	.200	0-0	.000	0	3	3	2.4	2	4	1	0	1	7	9.8		
New Mexico St.	12/03/2021	*	37:45	8-17	.471	3-8	.375	3-5	.600	0	6	6	2.8	3	2	7	1	0	22	11.1		
at New Mexico St.	12/05/2021	*	35:50	3-6	.500	2-5	.400	1-2	.500	0	3	3	2.8	2	1	3	0	0	9	10.9		
at Arizona	12/12/2021	*	34:57	2-5	.400	2-5	.400	2-2	1.000	0	8	8	3.3	1	0	3	0	0	8	10.6		
UTEP	12/19/2021	*	39:06	6-10	.600	5-9	.556	3-4	.750	1	5	6	3.5	0	1	2	1	1	20	11.4		
at Boise St.	12/31/2021	*	36:32	5-8	.625	4-4	1.000	2-2	1.000	0	2	2	3.4	1	2	0	0	2	16	11.8		
UNLV	01/03/2022	*	38:29	4-10	.400	3-7	.429	3-3	1.000	0	1	1	3.2	0	1	2	0	0	14	11.9		
at Utah St.	01/06/2022	*	30:24	8-13	.615	7-10	.700	1-1	1.000	0	3	3	3.2	0	4	0	0	0	24	12.7		
San Diego St.	01/09/2022	*	40:00	2-6	.333	2-5	.400	5-7	.714	0	3	3	3.2	1	2	1	0	0	11	12.6		
<b>Totals</b>			<b>15</b>	<b>494:37</b>	<b>.470</b>	<b>63-134</b>	<b>.470</b>	<b>47-98</b>	<b>.480</b>	<b>29-36</b>	<b>.806</b>	<b>3</b>	<b>48</b>	<b>51</b>	<b>3.2</b>	<b>16</b>	<b>24</b>	<b>28</b>	<b>3</b>	<b>9</b>	<b>202</b>	<b>12.6</b>

## CAREER STATISTICS (AT UNM)

SEASON	TEAM	GP-GS	MIN/AVG	Field Goals		3-Point		F-Throws		Rebounds				Scoring						
				FG-FGA	FG%	3FG-3FGA	3FG%	FT-FTA	FT%	OFF	DEF	TOT	AVG	PF-FO	A	TO	BLK	STL	PTS	AVG
2020-21	UNM	20-4	495/24.8	93-209	.445	52-130	.400	59-72	.819	13	47	60	3.0	37-0	39	22	4	17	297	14.9
2021-22	UNM	16-15	495/30.9	63-134	.470	47-98	.480	29-36	.806	3	48	51	3.2	16-0	24	28	3	9	202	12.6
<b>TOTAL</b>		<b>36-19</b>	<b>990/27.5</b>	<b>156-343</b>	<b>.455</b>	<b>99-228</b>	<b>.434</b>	<b>88-108</b>	<b>.815</b>	<b>16</b>	<b>95</b>	<b>111</b>	<b>3.1</b>	<b>53-0</b>	<b>63</b>	<b>50</b>	<b>7</b>	<b>26</b>	<b>499</b>	<b>13.9</b>

#5

**LaTORA DUFF**

G | 5-7 | SR | Samson, Ala. (Shelton State CC)



PPG	FG %	3PT %	FT %	RPG	APG	SPG	BPG	MPG
13.2	.433	.379	.833	3.8	5.9	1.5	0.5	31.9

**NOTEWORTHY**

- » Scored in double figures in 8 of last 9 games, 13 times this season
- » Made at least 1 three-pointer in every game but 2
- » Hit game-winning three against UNLV with 5.4 seconds left
- » Two games with 10-plus assists, including career-high 14 at Utah State
- » Averaging 12.3 ppg, 7.5 apg, 1.5 spg, 5.5 rpg, 35.6 minutes per game in MW games
- » Leads the MW in assists per game in conference games with 30 (7.5 average)
- » Leads the MW in overall assists with 101
- » 15-for-16 (93.8) at the free-throw line in conference play
- » Third in the NCAA in assists and 14th in assists per game. Also 4th in minutes played
- » Third on the team in scoring
- » Started in all 20 games for the Lobos last season, all 17 games this season

**Duff's Top Performances**

<b>Points</b>	Season	24 at New Mexico St. (12/5/21)
	Career	Same
<b>FGM</b>	Season	8 at New Mexico St. (12/5/21)
	Career	Same
<b>FGA</b>	Season	15 at #6 Arizona (12/12/21)
	Career	Same
<b>3PT FGM</b>	Season	5 - done twice
	Career	Same
<b>3PT FGA</b>	Season	10 at #6 Arizona (12/12/21)
	Career	Same
<b>FTM</b>	Season	8 vs SFA (11/26/21)
	Career	Same
<b>FTA</b>	Season	9 vs SFA (11/26/21)
	Career	9 - done twice
<b>Rebounds</b>	Season	8 - done twice
	Career	Same
<b>Assists</b>	Season	14 at Utah State (1/6/22)
	Career	Same
<b>Blocks</b>	Season	4 vs Prairie View (11/16/21)
	Career	Same
<b>Steals</b>	Season	4 vs Houston Bap. (11/23/21)
	Career	4 - done twice
<b>Turnovers</b>	Season	0 - done four times
	Career	0 - done nine times
<b>Min. Played</b>	Season	40 at New Mexico St. (12/5/21)
	Career	Same

**GAME-BY-GAME STATISTICS**

Opponent	Date	GS	MIN	Total		3-Pointers		Free throws		Rebounds				PF	A	TO	BLK	STL	PTS	AVG	
				FG-FGA	PCT	3FG-3FGA	PCT	FT-FTA	PCT	OFF	DEF	TOT	AVG								
Lamar University	11/09/2021	*	34:32	3-11	.273	2-9	.222	2-2	1.000	0	3	3	3.0	3	9	1	1	0	10	10.0	
Northern N.M.	11/12/2021	*	17:39	2-6	.333	0-0	.000	3-4	.750	0	2	2	2.5	0	5	0	0	0	7	8.5	
Prairie View	11/16/2021	*	37:20	5-13	.385	3-6	.500	4-6	.667	2	6	8	4.3	2	12	0	4	0	17	11.3	
at Houston	11/20/2021	*	31:00	7-11	.636	2-5	.400	0-0	.000	0	3	3	4.0	0	2	8	0	3	16	12.5	
Houston Baptist	11/23/2021	*	29:24	4-8	.500	1-4	.250	2-2	1.000	0	2	2	3.6	1	4	1	1	4	11	12.2	
vs SFA	11/26/2021	*	35:38	4-10	.400	1-4	.250	8-9	.889	1	4	5	3.8	3	2	7	0	3	17	13.0	
vs La.-Monroe	11/27/2021	*	22:17	3-7	.429	2-4	.500	0-0	.000	0	2	2	3.6	2	4	1	0	1	8	12.3	
vs Texas Tech	11/28/2021	*	37:25	3-7	.429	1-3	.333	0-0	.000	0	1	1	3.3	1	9	3	0	2	7	11.6	
Grambling	11/30/2021	*	24:13	4-6	.667	2-4	.500	0-0	.000	0	3	3	3.2	1	6	0	0	2	10	11.4	
New Mexico St.	12/03/2021	*	15:12	6-10	.600	5-7	.714	0-0	.000	2	0	2	3.1	0	3	0	0	1	17	12.0	
at New Mexico St.	12/05/2021	*	40:00	8-13	.615	5-8	.625	3-4	.750	0	4	4	3.2	1	5	3	0	2	24	13.1	
at Arizona	12/12/2021	*	39:06	4-15	.267	3-10	.300	3-5	.600	1	2	3	3.2	3	4	0	1	14	13.2		
UTEP	12/19/2021	*	36:24	7-13	.538	3-8	.375	0-0	.000	2	2	4	3.2	4	6	9	0	1	17	13.5	
at Boise St.	12/31/2021	*	38:36	3-12	.250	0-5	.000	2-2	1.000	0	7	7	3.5	0	7	2	0	1	8	13.1	
UNLV	01/03/2022	*	37:35	3-9	.333	1-4	.250	7-7	1.000	0	4	4	3.5	2	4	2	2	2	14	13.1	
at Utah St.	01/06/2022	*	27:49	4-6	.667	3-5	.600	2-2	1.000	0	8	8	3.8	2	14	6	0	2	13	13.1	
San Diego St.	01/09/2022	*	38:18	4-14	.286	2-9	.222	4-5	.800	0	3	3	3.8	2	5	1	1	1	14	13.2	
<b>Totals</b>			<b>17</b>	<b>542:28</b>	<b>74-171</b>	<b>.433</b>	<b>36-95</b>	<b>.379</b>	<b>40-48</b>	<b>.833</b>	<b>8</b>	<b>56</b>	<b>64</b>	<b>3.8</b>	<b>27</b>	<b>101</b>	<b>48</b>	<b>9</b>	<b>26</b>	<b>224</b>	<b>13.2</b>

**CAREER STATISTICS (AT UNM)**

SEASON	TEAM	GP-GS	MIN/AVG	Field Goals		3-Point		F-Throws		Rebounds				Scoring						
				FG-FGA	FG%	3FG-3FGA	3FG%	FT-FTA	FT%	OFF	DEF	TOT	AVG	PF-FO	A	TO	BLK	STL	PTS	AVG
2020-21	UNM	20-20	542/27.1	61-137	.445	22-66	.333	16-24	.667	6	62	68	3.4	27-0	78	39	3	25	160	8.0
2021-22	UNM	17-17	542/31.9	74-171	.433	36-95	.379	40-48	.833	8	56	64	3.8	27-0	101	48	9	26	224	13.2
<b>TOTAL</b>		<b>37-37</b>	<b>1084/29.3</b>	<b>135-308</b>	<b>.438</b>	<b>58-161</b>	<b>.360</b>	<b>56-72</b>	<b>.778</b>	<b>14</b>	<b>118</b>	<b>132</b>	<b>3.6</b>	<b>54-0</b>	<b>179</b>	<b>87</b>	<b>12</b>	<b>51</b>	<b>384</b>	<b>10.4</b>

## #10

### KATH VAN BENNEKOM

G | 5-9 | SO | Gorinchem, The Netherlands



PPG	FG %	3PT %	FT %	RPG	APG	SPG	BPG	MPG
1.3	.467	.333	.625	1.3	0.2	0.2	0.0	8.0

## NOTEWORTHY

- » Competed for Lyceum Oudehoven and also for the club team Binneland where she helped her team to the U16 Championship in 2016
- » Led her U20 team to the semi-finals and the Final Four in 2017, 2018, 2019 and 2020
- » Helped her team to the U20 Cup Finals twice (2017, 2020).

### van Bennekom's Top Performances

<b>Points</b>	Season	7 vs Northern N.M. (11/12/21)
	Career	9 at Midwestern St.(12/4/20)
<b>FGM</b>	Season	2 - done twice
	Career	Same
<b>FGA</b>	Season	3 - done three times
	Career	5 at Midwestern St.(12/4/20)
<b>3PT FGM</b>	Season	1 at Utah State (1/6/22)
	Career	1 - done three times
<b>3PT FGA</b>	Season	1 - done three times
	Career	4 at Midwestern St.(12/4/20)
<b>FTM</b>	Season	3 vs Northern N.M. (11/12/21)
	Career	6 at Midwestern St.(12/4/20)
<b>FTA</b>	Season	4 vs Northern N.M. (11/12/21)
	Career	8 at Midwestern St.(12/4/20)
<b>Rebounds</b>	Season	4 vs Northern N.M. (11/12/21)
	Career	7 at San Diego St. (2/5/21)
<b>Assists</b>	Season	1 - done three times
	Career	1 - done seven times
<b>Blocks</b>	Season	
	Career	
<b>Steals</b>	Season	1 - done three times
	Career	2 at Utah State (2/28/21)
<b>Turnovers</b>	Season	0 - done five times
	Career	0 - done 17 times
<b>Min. Played</b>	Season	20 vs Lamar (11/9/21)
	Career	Same

## GAME-BY-GAME STATISTICS

Opponent	Date	GS	MIN	Total		3-Pointers		Free throws		Rebounds				PF	A	TO	BLK	STL	PTS	AVG
				FG-FGA	PCT	3FG-3FGA	PCT	FT-FTA	PCT	OFF	DEF	TOT	AVG							
Lamar University	11/09/2021		19:53	2-3	.667	0-0	.000	0-0	.000	3	0	3	3.0	4	0	3	0	0	4	4.0
Northern N.M.	11/12/2021		12:45	2-2	1.000	0-0	.000	3-4	.750	3	1	4	3.5	1	1	0	0	1	7	5.5
Prairie View	11/16/2021		06:04	0-0	.000	0-0	.000	1-2	.500	0	0	0	2.3	1	0	1	0	1	1	4.0
at Houston	11/20/2021	*	18:04	1-3	.333	0-1	.000	0-0	.000	0	2	2	2.3	1	1	0	0	0	2	3.5
Houston Baptist	11/23/2021		07:31	0-0	.000	0-0	.000	0-0	.000	0	1	1	2.0	0	0	1	0	0	0	2.8
vs SFA	11/26/2021		13:28	0-0	.000	0-0	.000	0-0	.000	0	3	3	2.2	2	0	1	0	0	0	2.3
vs La.-Monroe	11/27/2021		05:03	0-1	.000	0-0	.000	0-0	.000	0	1	1	2.0	0	0	0	0	0	0	2.0
Grambling	11/30/2021		10:24	1-2	.500	0-0	.000	0-0	.000	1	1	2	2.0	0	1	0	0	0	2	2.0
New Mexico St.	12/03/2021		09:13	0-1	.000	0-1	.000	0-0	.000	0	0	0	1.8	1	0	0	0	0	0	1.8
at Arizona	12/12/2021		00:26	0-0	.000	0-0	.000	0-0	.000	0	0	0	1.6	0	0	0	0	0	0	1.6
UTEP	12/19/2021		00:15	0-0	.000	0-0	.000	0-0	.000	0	0	0	1.5	0	0	0	0	0	0	1.5
at Boise St.	12/31/2021		01:03	0-0	.000	0-0	.000	0-0	.000	0	0	0	1.3	0	0	0	0	0	0	1.3
UNLV	01/03/2022		01:25	0-0	.000	0-0	.000	0-0	.000	0	0	0	1.2	0	0	0	0	0	0	1.2
at Utah St.	01/06/2022		10:00	1-3	.333	1-1	1.000	1-2	.500	1	2	3	1.4	3	0	0	0	1	4	1.4
San Diego St.	01/09/2022		04:30	0-0	.000	0-0	.000	0-0	.000	0	0	0	1.3	1	0	0	0	0	0	1.3
<b>Totals</b>		<b>1</b>	<b>120:04</b>	<b>7-15</b>	<b>.467</b>	<b>1-3</b>	<b>.333</b>	<b>5-8</b>	<b>.625</b>	<b>8</b>	<b>11</b>	<b>19</b>	<b>1.3</b>	<b>14</b>	<b>3</b>	<b>6</b>	<b>0</b>	<b>3</b>	<b>20</b>	<b>1.3</b>

## CAREER STATISTICS

SEASON	TEAM	GP-GS	MIN/AVG	Field Goals		3-Point		F-Throws		Rebounds				Scoring						
				FG-FGA	FG%	3FG-3FGA	3FG%	FT-FTA	FT%	OFF	DEF	TOT	AVG	PF-FO	A	TO	BLK	STL	PTS	AVG
2020-21	UNM	16-0	118/7.4	5-20	.250	2-12	.167	13-20	.650	10	19	29	1.8	13-0	4	4	0	2	25	1.6
2021-22	UNM	15-1	120/8.0	7-15	.467	1-3	.333	5-8	.625	8	11	19	1.3	14-0	3	6	0	3	20	1.3
<b>TOTAL</b>		<b>31-1</b>	<b>238/7.7</b>	<b>12-35</b>	<b>.343</b>	<b>3-15</b>	<b>.200</b>	<b>18-28</b>	<b>.643</b>	<b>18</b>	<b>30</b>	<b>48</b>	<b>1.5</b>	<b>27-0</b>	<b>7</b>	<b>10</b>	<b>0</b>	<b>5</b>	<b>45</b>	<b>1.5</b>



**#11**

**ZEYNO SEREN**

G | 5-10 | FR | Ankara, Turkey (TED Ankara College Private HS)



PPG	FG %	3PT %	FT %	RPG	APG	SPG	BPG	MPG
1.9	.273	.000	.636	1.9	0.6	0.4	0.0	9.4

**NOTEWORTHY**

- » Averaged 16.2 points, 5.1 assists, 7.0 rebounds and 3.0 steals
- » Competed for Turkey at the U16 European Championship in 2019 and the Baku Youth Olympics
- » Played for BOTAS Sports Club

**Seren's Top Performances**

<b>Points</b>	Season 6 vs Northern N.M. (11/12/21) Career Same
<b>FGM</b>	Season 3 vs Northern N.M. (11/12/21) Career Same
<b>FGA</b>	Season 4 - done twice Career Same
<b>3PT FGM</b>	Season Career
<b>3PT FGA</b>	Season 1 - done twice Career Same
<b>FTM</b>	Season 2 - done three times Career Same
<b>FTA</b>	Season 4 vs Grambling (11/30/21) Career Same
<b>Rebounds</b>	Season 4 - done twice Career Same
<b>Assists</b>	Season 2 vs ULM (11/27/21) Career Same
<b>Blocks</b>	Season Career
<b>Steals</b>	Season 1 - done three times Career Same
<b>Turnovers</b>	Season 0 - done five times Career Same
<b>Min. Played</b>	Season 17 vs Northern N.M. (11/12/21) Career Same

**GAME-BY-GAME STATISTICS**

Opponent	Date	GS	MIN	Total		3-Pointers		Free throws		Rebounds				PF	A	TO	BLK	STL	PTS	AVG
				FG-FGA	PCT	3FG-3FGA	PCT	FT-FTA	PCT	OFF	DEF	TOT	AVG							
Lamar University	11/09/2021	*	13:51	0-1	.000	0-1	.000	1-2	.500	0	4	4	4.0	1	1	0	0	0	1	1.0
Northern N.M.	11/12/2021		16:36	3-4	.750	0-0	.000	0-1	.000	1	3	4	4.0	2	1	0	0	1	6	3.5
at Houston	11/20/2021		00:50	0-0	.000	0-0	.000	0-0	.000	0	0	0	2.7	0	0	0	0	0	2.3	
Houston Baptist	11/23/2021		05:36	0-0	.000	0-0	.000	0-0	.000	0	0	0	2.0	0	0	1	0	0	1.8	
vs La.-Monroe	11/27/2021		13:14	0-4	.000	0-1	.000	2-2	1.000	0	3	3	2.2	0	2	0	0	1	2	1.8
Grambling	11/30/2021		10:50	0-1	.000	0-0	.000	2-4	.500	1	1	2	2.2	0	0	0	0	2	1.8	
at Utah St.	01/06/2022		05:01	0-1	.000	0-0	.000	2-2	1.000	0	0	0	1.9	1	0	1	0	1	2	1.9
<b>Totals</b>		<b>1</b>	<b>65:57</b>	<b>3-11</b>	<b>.273</b>	<b>0-2</b>	<b>.000</b>	<b>7-11</b>	<b>.636</b>	<b>2</b>	<b>11</b>	<b>13</b>	<b>1.9</b>	<b>4</b>	<b>4</b>	<b>2</b>	<b>0</b>	<b>3</b>	<b>13</b>	<b>1.9</b>

**CAREER STATISTICS**

SEASON	TEAM	GP-GS	MIN/AVG	Field Goals		3-Point		F-Throws		Rebounds				Scoring						
				FG-FGA	FG%	3FG-3FGA	3FG%	FT-FTA	FT%	OFF	DEF	TOT	AVG	PF-FO	A	TO	BLK	STL	PTS	AVG
2021-22	UNM	7-1	66/9.4	3-11	.273	0-2	.000	7-11	.636	2	11	13	1.9	4-0	4	2	0	3	13	1.9
<b>TOTAL</b>		<b>7-1</b>	<b>66/9.4</b>	<b>3-11</b>	<b>.273</b>	<b>0-2</b>	<b>.000</b>	<b>7-11</b>	<b>.636</b>	<b>2</b>	<b>11</b>	<b>13</b>	<b>1.9</b>	<b>4-0</b>	<b>4</b>	<b>2</b>	<b>0</b>	<b>3</b>	<b>13</b>	<b>1.9</b>

## #12

### ANIYAH AUGMON

G | 5-8 | FR | San José, Calif. (Woodside Priory School)



PPG	FG %	3PT %	FT %	RPG	APG	SPG	BPG	MPG
1.3	.462	.250	.600	1.8	0.7	0.9	0.0	9.2

### NOTEWORTHY

- » Recorded at least 1 steal in 9 games, 3x with 3 steals
- » At least 1 rebound in 11 games, 2x with 6 rebounds
- » Played in all 17 games with 1 start (at Houston)
- » Averaged 14.0 points, 7.0 rebounds, 4.0 assists and 3.0 steals throughout her high school career
- » Helped lead her teams to three CCS Championships (2017, 2018, 2019)
- » First team all-league in 2019, honorable mention in 2018 and second team all-league in 2017
- » Attended the Adidas All-American Camp
- » Competed for Peninsula Basketball Club where she averaged 15.0 points, 7.0 rebounds, 4.0 assists and 3.0 steals.

### Augmon's Top Performances

<b>Points</b>	Season	8 vs Lamar (11/9/21)
	Career	Same
<b>FGM</b>	Season	3 vs Lamar (11/9/21)
	Career	Same
<b>FGA</b>	Season	3 - done twice
	Career	Same
<b>3PT FGM</b>	Season	1 vs Lamar (11/9/21)
	Career	Same
<b>3PT FGA</b>	Season	1 - done four times
	Career	Same
<b>FTM</b>	Season	3 vs New Mexico St. (12/3/21)
	Career	Same
<b>FTA</b>	Season	4 - done twice
	Career	Same
<b>Rebounds</b>	Season	6 - done twice
	Career	Same
<b>Assists</b>	Season	3 - done twice
	Career	Same
<b>Blocks</b>	Season	
	Career	
<b>Steals</b>	Season	3 - done three times
	Career	Same
<b>Turnovers</b>	Season	0 - done six times
	Career	Same
<b>Min. Played</b>	Season	23 vs Lamar (11/9/21)
	Career	Same

## GAME-BY-GAME STATISTICS

Opponent	Date	GS	MIN	Total		3-Pointers		Free throws		Rebounds				PF	A	TO	BLK	STL	PTS	AVG
				FG-FGA	PCT	3FG-3FGA	PCT	FT-FTA	PCT	OFF	DEF	TOT	AVG							
Lamar University	11/09/2021		23:03	3-3	1.000	1-1	1.000	1-1	1.000	0	6	6	6.0	2	0	2	0	3	8	8.0
Northern N.M.	11/12/2021		16:24	2-3	.667	0-1	.000	2-2	1.000	0	4	4	5.0	2	3	3	0	1	6	7.0
Prairie View	11/16/2021		18:11	0-0	.000	0-0	.000	1-2	.500	0	6	6	5.3	3	1	1	0	3	1	5.0
at Houston	11/20/2021	*	09:34	0-1	.000	0-0	.000	0-0	.000	0	1	1	4.3	2	0	3	0	1	0	3.8
Houston Baptist	11/23/2021		16:26	0-1	.000	0-0	.000	0-0	.000	0	2	2	3.8	2	1	1	0	1	0	3.0
vs SFA	11/26/2021		05:06	0-0	.000	0-0	.000	0-0	.000	0	0	0	3.2	0	0	0	0	0	0	2.5
vs La.-Monroe	11/27/2021		10:56	0-1	.000	0-0	.000	1-2	.500	1	1	2	3.0	2	1	3	0	1	1	2.3
vs Texas Tech	11/28/2021		03:01	0-0	.000	0-0	.000	0-0	.000	0	0	0	2.6	3	0	0	0	0	0	2.0
Grambling	11/30/2021		09:08	1-1	1.000	0-0	.000	1-4	.250	3	1	4	2.8	3	3	1	0	1	3	2.1
New Mexico St.	12/03/2021		15:52	0-0	.000	0-0	.000	3-4	.750	1	1	2	2.7	0	1	2	0	3	3	2.2
at New Mexico St.	12/05/2021		03:23	0-0	.000	0-0	.000	0-0	.000	0	1	1	2.5	0	0	1	0	0	0	2.0
at Arizona	12/12/2021		08:03	0-0	.000	0-0	.000	0-0	.000	0	1	1	2.4	0	0	0	0	1	0	1.8
UTEP	12/19/2021		04:45	0-1	.000	0-0	.000	0-0	.000	0	0	0	2.2	0	0	0	0	0	0	1.7
at Boise St.	12/31/2021		02:19	0-0	.000	0-0	.000	0-0	.000	0	0	0	2.1	1	0	0	0	0	0	1.6
UNLV	01/03/2022		02:25	0-1	.000	0-1	.000	0-0	.000	1	0	1	2.0	0	1	0	0	0	0	1.5
at Utah St.	01/06/2022		02:46	0-0	.000	0-0	.000	0-0	.000	0	0	0	1.9	1	0	2	0	0	0	1.4
San Diego St.	01/09/2022		04:37	0-1	.000	0-1	.000	0-0	.000	0	1	1	1.8	0	1	1	0	0	0	1.3
<b>Totals</b>		<b>1</b>	<b>155:59</b>	<b>6-13</b>	<b>.462</b>	<b>1-4</b>	<b>.250</b>	<b>9-15</b>	<b>.600</b>	<b>6</b>	<b>25</b>	<b>31</b>	<b>1.8</b>	<b>21</b>	<b>12</b>	<b>20</b>	<b>0</b>	<b>15</b>	<b>22</b>	<b>1.3</b>

## CAREER STATISTICS

SEASON	TEAM	GP-GS	MIN/AVG	Field Goals		3-Point		F-Throws		Rebounds				Scoring							
				FG-FGA	FG%	3FG-3FGA	3FG%	FT-FTA	FT%	OFF	DEF	TOT	AVG	PF	FO	A	TO	BLK	STL	PTS	AVG
2021-22	UNM	17-1	156/9.2	6-13	.462	1-4	.250	9-15	.600	6	25	31	1.8	21	0	12	20	0	15	22	1.3
<b>TOTAL</b>		<b>17-1</b>	<b>156/9.2</b>	<b>6-13</b>	<b>.462</b>	<b>1-4</b>	<b>.250</b>	<b>9-15</b>	<b>.600</b>	<b>6</b>	<b>25</b>	<b>31</b>	<b>1.8</b>	<b>21</b>	<b>0</b>	<b>12</b>	<b>20</b>	<b>0</b>	<b>15</b>	<b>22</b>	<b>1.3</b>

#13

**SHAIQUEL McGRUDER**

F | 6-0 | SR | Trotwood, Ohio (Trotwood-Madison HS)



PPG	FG %	3PT %	FT %	RPG	APG	SPG	BPG	MPG
14.1	.607	.182	.656	7.0	0.6	1.8	1.3	25.5

**NOTEWORTHY**

- » MW Player of the Week Dec. 20
- » Four games with 20-plus points, one game with 30 points
- » 11 games in double figures, including 4 of last 5 games
- » Five games with 10-or-more rebounds, four double-doubles this season (Houston Baptist, Grambling, UTEP, UNLV)
- » Multiple steals in 11 games, multiple blocks in six games this season wth season-high 5 blocks vs. UTEP
- » Leads the MW in FG %, 10th in the NCAA; 13th in NCAA in field goals made (108)
- » Eighth in points per game, rebounds per game and steals per game in the MW, third in blocks per game
- » Averaging 14.8 ppg, 8.5 rpg, 1.8 bpg, 1.5 spg, 31.8 minutes per game in MW games
- » Tied with Anderson for blocks/ blocks per game in MW games (7)
- » Leads the team in points, steals and rebounds, second in blocks
- » Named to MW All-Defensive Team last season
- » Started all 20 games as a junior, 10 games this season
- » Two games with 10-plus rebounds as a junior, one double-double against Sam Houston State (13 rebounds, 17 points)
- » Four games with multiple blocks last season, including 5 blocks against Sam Houston State
- » 10 games with multiple steals with a season-high 4 against Fresno State last season
- » Nine games with 10-plus points last season

**McGruder's Top Performances**

<b>Points</b>	Season	30 vs Prairie View (11/16/21)
	Career	Same
<b>FGM</b>	Season	13 vs Prairie View (11/16/21)
	Career	Same
<b>FGA</b>	Season	18 vs Prairie View (11/16/21)
	Career	Same
<b>3PT FGM</b>	Season	1 - done twice
	Career	2 at SHSU (12/6/20)
<b>3PT FGA</b>	Season	3 - done twice
	Career	4 vs. Colorado St. (3/5/21)
<b>FTM</b>	Season	4 - done twice
	Career	Same
<b>FTA</b>	Season	4 - done six times
	Career	4 - done eight times
<b>Rebounds</b>	Season	15 vs UNLV (1/3/22)
	Career	17 vs. Nevada (3/1/20)
<b>Assists</b>	Season	4 vs. New Mexico St. (12/3/21)
	Career	4 vs. West Virginia
<b>Blocks</b>	Season	5 vs. UTEP (12/19/21)
	Career	5 - done twice
<b>Steals</b>	Season	4 vs. Prairie View (11/16/21)
	Career	8 vs. West Virginia (11/29/19)
<b>Turnovers</b>	Season	0 - done three times
	Career	0 - done 42 times
<b>Min. Played</b>	Season	35 - done three times
	Career	Same

**GAME-BY-GAME STATISTICS**

Opponent	Date	GS	MIN	Total		3-Pointers		Free throws		Rebounds				PF	A	TO	BLK	STL	PTS	AVG
				FG-FGA	PCT	3FG-3FGA	PCT	FT-FTA	PCT	OFF	DEF	TOT	AVG							
Lamar University	11/09/2021	*	22:09	7-7	1.000	1-1	1.000	0-0	.000	2	3	5	5.0	4	0	3	0	1	15	15.0
Northern N.M.	11/12/2021	*	20:08	5-10	.500	0-0	.000	2-4	.500	4	0	4	4.5	1	0	0	0	3	12	13.5
Prairie View	11/16/2021	*	28:48	13-18	.722	0-0	.000	4-4	1.000	2	5	7	5.3	0	0	2	0	4	30	19.0
at Houston	11/20/2021		12:22	0-1	.000	0-1	.000	0-0	.000	1	3	4	5.0	3	1	1	0	0	0	14.3
Houston Baptist	11/23/2021	*	23:00	9-13	.692	0-1	.000	2-2	1.000	5	5	10	6.0	1	0	2	2	2	20	15.4
vs SFA	11/26/2021	*	07:50	1-2	.500	0-0	.000	0-0	.000	0	1	1	5.2	3	0	4	1	0	2	13.2
vs La.-Monroe	11/27/2021	*	25:25	4-7	.571	0-0	.000	0-0	.000	2	9	11	6.0	2	0	0	1	3	8	12.4
vs Texas Tech	11/28/2021	*	35:12	8-13	.615	0-1	.000	4-4	1.000	4	1	5	5.9	3	1	1	3	0	20	13.4
Grambling	11/30/2021	*	21:54	11-17	.647	0-0	.000	0-1	.000	4	6	10	6.3	0	0	2	0	3	22	14.3
New Mexico St.	12/03/2021	*	31:22	4-9	.444	0-0	.000	0-0	.000	3	4	7	6.4	3	4	2	2	3	8	13.7
at New Mexico St.	12/05/2021	*	27:28	8-12	.667	1-3	.333	0-2	.000	2	4	6	6.4	2	0	3	0	1	17	14.0
at Arizona	12/12/2021		16:23	4-8	.500	0-0	.000	0-0	.000	1	0	1	5.9	3	0	2	1	2	8	13.5
UTEP	12/19/2021	*	34:15	9-14	.643	0-0	.000	0-0	.000	7	7	14	6.5	3	2	4	5	3	18	13.8
at Boise St.	12/31/2021	*	33:37	9-13	.692	0-0	.000	1-4	.250	2	2	4	6.4	2	0	2	3	2	19	14.2
UNLV	01/03/2022	*	35:40	7-14	.500	0-3	.000	3-3	1.000	7	8	15	6.9	1	2	2	1	0	17	14.4
at Utah St.	01/06/2022	*	22:41	2-9	.222	0-1	.000	2-4	.500	1	5	6	6.9	2	0	0	1	2	6	13.9
San Diego St.	01/09/2022	*	35:22	7-11	.636	0-0	.000	3-4	.750	5	4	9	7.0	4	0	2	2	2	17	14.1
<b>Totals</b>		<b>15</b>	<b>433:36</b>	<b>108-178</b>	<b>.607</b>	<b>2-11</b>	<b>.182</b>	<b>21-32</b>	<b>.656</b>	<b>52</b>	<b>67</b>	<b>119</b>	<b>7.0</b>	<b>37</b>	<b>10</b>	<b>32</b>	<b>22</b>	<b>31</b>	<b>239</b>	<b>14.1</b>

**CAREER STATISTICS**

SEASON	TEAM	GP-GS	MIN/AVG	Field Goals		3-Point		F-Throws		Rebounds				Scoring						
				FG-FGA	FG%	3FG-3FGA	3FG%	FT-FTA	FT%	OFF	DEF	TOT	AVG	PF-FO	A	TO	BLK	STL	PTS	AVG
2018-19	UNM	26-0	212/8.1	33-58	.569	0-0	.000	7-18	.389	32	39	71	2.7	17-0	3	7	14	24	73	2.8
2019-20	UNM	31-8	558/18.0	97-163	.595	1-10	.100	20-27	.741	66	108	174	5.6	44-0	8	29	26	38	215	6.9
2020-21	UNM	20-20	471/23.6	80-132	.606	7-19	.368	15-22	.682	42	77	119	6.0	40-0	15	30	23	30	182	9.1
2021-22	UNM	17-15	434/25.5	108-178	.607	2-11	.182	21-32	.656	52	67	119	7.0	37-0	10	32	22	31	239	14.1
<b>TOTAL</b>		<b>94-43</b>	<b>1675/17.8</b>	<b>318-531</b>	<b>.599</b>	<b>10-40</b>	<b>.250</b>	<b>63-99</b>	<b>.636</b>	<b>192</b>	<b>291</b>	<b>483</b>	<b>5.1</b>	<b>138-0</b>	<b>36</b>	<b>98</b>	<b>85</b>	<b>123</b>	<b>709</b>	<b>7.5</b>

## #21

### MACKENZIE CURTIS

G | 5-9 | FR | Lakeside, Calif. (El Capitan HS)



PPG	FG %	3PT %	FT %	RPG	APG	SPG	BPG	MPG
1.9	.217	.250	.833	0.7	0.3	0.1	0.0	7.3

### NOTEWORTHY

- » Finished in double figures in first college appearance
- » Averaged 22.2 points, 9.5 rebounds, 3.3 assists, 3.5 steals and 1.0 blocks per game
- » Four-time team MVP, three-time league MVP, four-time San Diego Union Tribune Scholar-Athlete
- » Named First-Team All-CIF in 2020 and Second Team All-CIF in 2019
- » No. 1 scorer in San Diego for two years and No. 3 in California for scoring in the class of 2021

### Curtis' Top Performances

<b>Points</b>	Season	12 vs Northern N.M. (11/12/21)
	Career	Same
<b>FGM</b>	Season	3 vs Northern N.M. (11/12/21)
	Career	Same
<b>FGA</b>	Season	10 vs Northern N.M. (11/12/21)
	Career	Same
<b>3PT FGM</b>	Season	3 vs Northern N.M. (11/12/21)
	Career	Same
<b>3PT FGA</b>	Season	7 vs Northern N.M. (11/12/21)
	Career	Same
<b>FTM</b>	Season	3 vs Northern N.M. (11/12/21)
	Career	Same
<b>FTA</b>	Season	4 vs Northern N.M. (11/12/21)
	Career	Same
<b>Rebounds</b>	Season	3 - done twice
	Career	Same
<b>Assists</b>	Season	2 vs Northern N.M. (11/12/21)
	Career	Same
<b>Blocks</b>	Season	
	Career	
<b>Steals</b>	Season	1 at Utah State (1/6/22)
	Career	Same
<b>Turnovers</b>	Season	0 - done six times
	Career	Same
<b>Min. Played</b>	Season	19 vs Northern N.M. (11/12/21)
	Career	Same

## GAME-BY-GAME STATISTICS

Opponent	Date	GS	MIN	Total		3-Pointers		Free throws		Rebounds				PF	A	TO	BLK	STL	PTS	AVG
				FG-FGA	PCT	3FG-3FGA	PCT	FT-FTA	PCT	OFF	DEF	TOT	AVG							
Northern N.M.	11/12/2021		19:06	3-10	.300	3-7	.429	3-4	.750	1	2	3	3.0	0	2	2	0	0	12	12.0
at Houston	11/20/2021		00:56	0-0	.000	0-0	.000	0-0	.000	0	0	0	1.5	0	0	1	0	0	0	6.0
Houston Baptist	11/23/2021		05:55	0-2	.000	0-2	.000	0-0	.000	0	0	0	1.0	1	0	1	0	0	0	4.0
vs La.-Monroe	11/27/2021		10:00	1-4	.250	0-3	.000	0-0	.000	0	1	1	1.0	2	0	0	0	2	3.5	
Grambling	11/30/2021		08:08	1-3	.333	1-2	.500	0-0	.000	0	0	0	0.8	2	1	1	0	0	3	3.4
New Mexico St.	12/03/2021		00:33	0-0	.000	0-0	.000	0-0	.000	0	0	0	0.7	0	0	0	0	0	0	2.8
UTEP	12/19/2021		14:24	0-1	.000	0-1	.000	0-0	.000	0	3	3	1.0	1	0	0	0	0	0	2.4
at Boise St.	12/31/2021		04:17	0-1	.000	0-0	.000	0-0	.000	0	0	0	0.9	0	0	0	0	0	0	2.1
UNLV	01/03/2022		01:60	0-0	.000	0-0	.000	0-0	.000	0	0	0	0.8	0	0	0	0	0	0	1.9
at Utah St.	01/06/2022		07:26	0-2	.000	0-1	.000	2-2	1.000	0	0	0	0.7	0	0	0	0	1	2	1.9
<b>Totals</b>		<b>0</b>	<b>72:44</b>	<b>5-23</b>	<b>.217</b>	<b>4-16</b>	<b>.250</b>	<b>5-6</b>	<b>.833</b>	<b>1</b>	<b>6</b>	<b>7</b>	<b>0.7</b>	<b>6</b>	<b>3</b>	<b>5</b>	<b>0</b>	<b>1</b>	<b>19</b>	<b>1.9</b>

## CAREER STATISTICS

SEASON	TEAM	GP-GS	MIN/AVG	Field Goals		3-Point		F-Throws		Rebounds				Scoring						
				FG-FGA	FG%	3FG-3FGA	3FG%	FT-FTA	FT%	OFF	DEF	TOT	AVG	PF-FO	A	TO	BLK	STL	PTS	AVG
2021-22	UNM	10-0	73/7.3	5-23	.217	4-16	.250	5-6	.833	1	6	7	0.7	6-0	3	5	0	1	19	1.9
<b>TOTAL</b>		<b>10-0</b>	<b>73/7.3</b>	<b>5-23</b>	<b>.217</b>	<b>4-16</b>	<b>.250</b>	<b>5-6</b>	<b>.833</b>	<b>1</b>	<b>6</b>	<b>7</b>	<b>0.7</b>	<b>6-0</b>	<b>3</b>	<b>5</b>	<b>0</b>	<b>1</b>	<b>19</b>	<b>1.9</b>

**#23**

**JAEDYN DE LA CERDA**

G | 5-7 | SR | Roswell, N.M. (Roswell HS)



PPG	FG %	3PT %	FT %	RPG	APG	SPG	BPG	MPG
13.4	.399	.406	.741	4.0	2.9	1.0	0.1	31.3

**NOTEWORTHY**

- » Mountain West Player of the Week Jan. 10, 2022
- » Scored in double figures in 13 games, including last five games
- » Made a three-pointer in all but one game this season, including season-high 7 at Utah St.
- » Tied with LaTascya for 3-pointers made per game in MW games (16, 4.0 per game), 3rd in three-point FG percentage in MW games (53.3%), 6th in scoring in MW games, but has scored the most points (72).
- » Averaging 18.0 ppg, 4.0 rpg, 4.0 apg, 35.8 minutes per game in MW games
- » Second on the team in points, field-goals made, three-pointers made and assists
- » Named to 2020-21 MW All-Conference Team and MW All-Tournament Team
- » Fifth in the MW in points per game and in field-goal percentage (.437) last season, but led the conference in free-throw percentage
- » Scored in double figures 17 times including six games in which she scored 20 points or more last season
- » Recorded her first double-double with 13 points and 11 rebounds at Arkansas-Pine Bluff, finishing with a career high in rebounds
- » Set a program record for points off the bench, scoring 31 points vs. San José State (2/27/19)
- » In HS, was named the 2016-17 New Mexico Gatorade Player of the Year in women's basketball
- » Reached 1000-career points on Nov. 28 against Texas Tech, becoming 23rd Lobo to reach the milestone.
- » 6th all-time in career free-throw percentage, 6th all-time in career 3-pointers made (2 from 5th)

**De La Cerda's Top Performances**

<b>Points</b>	Season	27 at Utah State (1/6/22)
	Career	31 vs. San Jose State (2/27/19)
<b>FGM</b>	Season	10 at Utah State (1/6/22)
	Career	12 vs. San Jose State (2/27/19)
<b>FGA</b>	Season	19 vs Lamar (11/9/21)
	Career	26 vs. Cal. Baptist (3/19/21)
<b>3PT FGM</b>	Season	7 at Utah State (1/6/22)
	Career	7 - done twice
<b>3PT FGA</b>	Season	11 at Utah State (1/6/22)
	Career	13 - done twice
<b>FTM</b>	Season	4 - done twice
	Career	14 at SHSU (12/6/20)
<b>FTA</b>	Season	5 - done twice
	Career	15 at SHSU (12/6/20)
<b>Rebounds</b>	Season	8 vs New Mexico St. (12/3/21)
	Career	11 at Arkansas-PB (12/17/20)
<b>Assists</b>	Season	7 vs. Texas Tech (11/28/21)
	Career	8 vs. NM State (11/17/19)
<b>Blocks</b>	Season	1 at Utah State (1/6/22)
	Career	1 - done eight times
<b>Steals</b>	Season	3 vs Northern N.M. (11/12/21)
	Career	4 - done twice
<b>Turnovers</b>	Season	1 - done five times
	Career	0 - done 35 times
<b>Min. Played</b>	Season	39 vs UNLV (1/3/22)
	Career	44 vs. San Diego St. (3/11/19)

**GAME-BY-GAME STATISTICS**

Opponent	Date	GS	MIN	Total		3-Pointers		Free throws		Rebounds				PF	A	TO	BLK	STL	PTS	AVG	
				FG-FGA	PCT	3FG-3FGA	PCT	FT-FTA	PCT	OFF	DEF	TOT	AVG								
Lamar University	11/09/2021	*	38:38	5-19	.263	1-8	.125	4-5	.800	2	4	6	6.0	2	2	2	0	1	15	15.0	
Northern N.M.	11/12/2021	*	18:29	3-6	.500	2-4	.500	0-0	.000	0	2	2	4.0	0	4	2	0	3	8	11.5	
Prairie View	11/16/2021	*	36:31	4-14	.286	3-7	.429	2-4	.500	2	5	7	5.0	2	3	5	0	1	13	12.0	
at Houston	11/20/2021	*	30:55	5-14	.357	4-9	.444	0-0	.000	0	2	2	4.3	2	2	8	0	0	14	12.5	
Houston Baptist	11/23/2021	*	25:17	7-16	.438	1-5	.200	2-2	1.000	0	3	3	4.0	2	4	1	0	1	17	13.4	
vs SFA	11/26/2021	*	33:44	7-11	.636	4-6	.667	0-0	.000	1	1	2	3.7	4	1	4	0	2	18	14.2	
vs La.-Monroe	11/27/2021	*	24:01	5-12	.417	3-8	.375	2-2	1.000	1	4	5	3.9	1	5	2	0	1	15	14.3	
vs Texas Tech	11/28/2021	*	37:00	4-15	.267	1-4	.250	4-5	.800	0	2	2	3.6	3	7	1	0	0	13	14.1	
Grambling	11/30/2021	*	22:58	3-7	.429	1-5	.200	1-2	.500	0	3	3	3.6	0	1	1	0	1	8	13.4	
New Mexico St.	12/03/2021	*	35:34	6-12	.500	3-5	.600	0-0	.000	0	8	8	4.0	1	4	4	0	1	15	13.6	
at New Mexico St.	12/05/2021	*	22:50	0-7	.000	0-3	.000	1-2	.500	1	3	4	4.0	1	0	5	0	2	1	12.5	
at Arizona	12/12/2021	*	37:00	3-11	.273	1-4	.250	0-0	.000	0	5	5	4.1	2	1	2	0	2	7	12.0	
UTEP	12/19/2021	*	25:20	5-10	.500	1-3	.333	0-0	.000	0	3	3	4.0	3	0	2	0	0	11	11.9	
at Boise St.	12/31/2021	*	34:48	5-12	.417	2-5	.400	1-2	.500	0	4	4	4.0	3	2	1	0	2	13	12.0	
UNLV	01/03/2022	*	39:31	5-14	.357	3-7	.429	2-2	1.000	0	5	5	4.1	3	4	4	0	0	15	12.2	
at Utah St.	01/06/2022	*	31:49	10-16	.625	7-11	.636	0-0	.000	2	3	5	4.1	1	5	3	1	0	27	13.1	
San Diego St.	01/09/2022	*	37:05	6-12	.500	4-7	.571	1-1	1.000	0	2	2	4.0	3	5	1	0	0	17	13.4	
<b>Totals</b>			<b>16</b>	<b>531:30</b>	<b>83-208</b>	<b>.399</b>	<b>41-101</b>	<b>.406</b>	<b>20-27</b>	<b>.741</b>	<b>9</b>	<b>59</b>	<b>68</b>	<b>4.0</b>	<b>33</b>	<b>50</b>	<b>48</b>	<b>1</b>	<b>17</b>	<b>227</b>	<b>13.4</b>

**CAREER STATISTICS**

SEASON	TEAM	GP-GS	MIN/AVG	Field Goals		3-Point		F-Throws		Rebounds				PF-FO	A	TO	BLK	STL	Scoring	
				FG-FGA	FG%	3FG-3FGA	3FG%	FT-FTA	FT%	OFF	DEF	TOT	AVG						PTS	AVG
2017-18	UNM	13-0	35/2.7	8-20	.400	2-10	.200	5-6	.833	2	5	7	0.5	3-0	2	4	1	5	23	1.8
2018-19	UNM	30-5	557/18.6	82-221	.371	40-135	.296	25-32	.781	12	75	87	2.9	25-0	44	30	1	30	229	7.6
2019-20	UNM	31-14	814/26.3	121-325	.372	47-144	.326	52-64	.813	28	59	87	2.8	57-1	60	37	1	42	341	11.0
2020-21	UNM	20-20	562/28.1	107-245	.437	32-99	.323	54-63	.857	34	70	104	5.2	36-0	47	36	4	18	300	15.0
2021-22	UNM	17-16	532/31.3	83-208	.399	41-101	.406	20-27	.741	9	59	68	4.0	33-0	50	48	1	17	227	13.4
<b>TOTAL</b>		<b>111-55</b>	<b>2499/22.5</b>	<b>401-1019</b>	<b>.394</b>	<b>162-489</b>	<b>.331</b>	<b>156-192</b>	<b>.813</b>	<b>85</b>	<b>268</b>	<b>353</b>	<b>3.2</b>	<b>154-1</b>	<b>203</b>	<b>155</b>	<b>8</b>	<b>112</b>	<b>1120</b>	<b>10.1</b>

## #30

### PAULA REUS

F | 6-1 | FR | Palma de Mallorca, Spain (IES Joaquim Blume)



PPG	FG %	3PT %	FT %	RPG	APG	SPG	BPG	MPG
5.1	.380	.238	.786	3.2	2.3	1.0	0.7	19.4

## NOTEWORTHY

Will wear #3 at home, #30 on the road.

- » Started two games this season
- » Led the Lobos in assists in 2 games, tied for team high in 1 game
- » 9th in the MW in blocked shots per game (1.0) in MW games
- » Averaging 5.5 ppg, 4.8 rpg, 0.5 spg, 1.0 bpg in conference games
- » Season-best and team-high 15 points at No. 6 Arizona, making her first seven shots of the game
- » At least 1 steal in nine games, 1 block in seven games. Multiple steals in 3 games, multiple blocks in 3 games
- » Led the Lobos in scoring in 1 game, in steals in 1 game, rebounds in 1 game, tied for team high in blocks in 3 games
- » Played on the U16 Spanish national team at the U16 FIBA 2019 European Championship, finishing third
- » Averaged 11.7 minutes, 3.5 points, 2.8 rebounds, 0.8 assists and 0.7 steals per game
- » Played for Barça CBS LF2, winning the regular season championship, and qualified for the finals

### Reus' Top Performances

<b>Points</b>	Season	15 at #6 Arizona (12/12/21)
	Career	Same
<b>FGM</b>	Season	7 at #6 Arizona (12/12/21)
	Career	Same
<b>FGA</b>	Season	9 at Boise State (12/31/21)
	Career	Same
<b>3PT FGM</b>	Season	1 - done five times
	Career	Same
<b>3PT FGA</b>	Season	3 - done twice
	Career	Same
<b>FTM</b>	Season	2 - done four times
	Career	Same
<b>FTA</b>	Season	2 - done seven times
	Career	Same
<b>Rebounds</b>	Season	7 - done twice
	Career	Same
<b>Assists</b>	Season	7 at Houston (11/20/21)
	Career	Same
<b>Blocks</b>	Season	2 - done three times
	Career	Same
<b>Steals</b>	Season	4 vs. UTEP (12/19/21)
	Career	Same
<b>Turnovers</b>	Season	0 - done six times
	Career	Same
<b>Min. Played</b>	Season	29 at #6 Arizona (12/12/21)
	Career	Same

## GAME-BY-GAME STATISTICS

Opponent	Date	GS	MIN	Total		3-Pointers		Free throws		Rebounds				PF	A	TO	BLK	STL	PTS	AVG
				FG-FGA	PCT	3FG-3FGA	PCT	FT-FTA	PCT	OFF	DEF	TOT	AVG							
Prairie View	11/16/2021		13:21	0-4	.000	0-2	.000	1-2	.500	0	4	4	4.0	1	1	2	0	0	1	1.0
at Houston	11/20/2021	*	26:41	2-6	.333	1-2	.500	2-2	1.000	2	3	5	4.5	2	7	4	0	2	7	4.0
Houston Baptist	11/23/2021		14:22	0-5	.000	0-3	.000	0-0	.000	0	2	2	3.7	0	1	0	2	3	0	2.7
vs SFA	11/26/2021		23:37	2-4	.500	0-1	.000	0-0	.000	0	3	3	3.5	4	2	4	0	0	4	3.0
vs La.-Monroe	11/27/2021		09:60	1-4	.250	0-2	.000	0-0	.000	1	0	1	3.0	0	1	0	1	0	2	2.8
vs Texas Tech	11/28/2021		13:25	0-2	.000	0-2	.000	0-0	.000	1	1	2	2.8	2	1	1	0	0	0	2.3
Grambling	11/30/2021		16:06	3-7	.429	0-0	.000	0-0	.000	1	3	4	3.0	3	4	0	0	1	6	2.9
New Mexico St.	12/03/2021		13:40	3-4	.750	1-1	1.000	2-2	1.000	0	1	1	2.8	2	2	0	0	1	9	3.6
at New Mexico St.	12/05/2021		27:45	2-5	.400	0-0	.000	2-2	1.000	2	4	6	3.1	3	6	1	2	1	6	3.9
at Arizona	12/12/2021	*	29:35	7-8	.875	1-1	1.000	0-0	.000	0	0	0	2.8	1	1	3	1	1	15	5.0
UTEP	12/19/2021		17:18	2-3	.667	0-0	.000	0-0	.000	0	1	1	2.6	2	6	2	0	4	4	4.9
at Boise St.	12/31/2021		24:48	4-9	.444	0-1	.000	1-2	.500	1	1	2	2.6	3	1	0	1	1	9	5.3
UNLV	01/03/2022		27:26	3-8	.375	1-2	.500	0-0	.000	1	6	7	2.9	2	0	0	2	0	7	5.4
at Utah St.	01/06/2022		15:32	0-3	.000	0-1	.000	2-2	1.000	1	2	3	2.9	2	1	2	0	1	2	5.1
San Diego St.	01/09/2022		16:42	1-7	.143	1-3	.333	1-2	.500	2	5	7	3.2	0	0	2	1	0	4	5.1
<b>Totals</b>		<b>2</b>	<b>290:18</b>	<b>30-79</b>	<b>.380</b>	<b>5-21</b>	<b>.238</b>	<b>11-14</b>	<b>.786</b>	<b>12</b>	<b>36</b>	<b>48</b>	<b>3.2</b>	<b>27</b>	<b>34</b>	<b>21</b>	<b>10</b>	<b>15</b>	<b>76</b>	<b>5.1</b>

## CAREER STATISTICS

SEASON	TEAM	GP-GS	MIN/AVG	Field Goals		3-Point		F-Throws		Rebounds				Scoring						
				FG-FGA	FG%	3FG-3FGA	3FG%	FT-FTA	FT%	OFF	DEF	TOT	AVG	PF-FO	A	TO	BLK	STL	PTS	AVG
2021-22	UNM	15-2	290/19.4	30-79	.380	5-21	.238	11-14	.786	12	36	48	3.2	27-0	34	21	10	15	76	5.1
<b>TOTAL</b>		<b>15-2</b>	<b>290/19.4</b>	<b>30-79</b>	<b>.380</b>	<b>5-21</b>	<b>.238</b>	<b>11-14</b>	<b>.786</b>	<b>12</b>	<b>36</b>	<b>48</b>	<b>3.2</b>	<b>27-0</b>	<b>34</b>	<b>21</b>	<b>10</b>	<b>15</b>	<b>76</b>	<b>5.1</b>

**#32**

**ANTONIA ANDERSON**

G/F | 6-2 | SR | Cibolo, Texas (Byron P. Steele HS)



PPG	FG %	3PT %	FT %	RPG	APG	SPG	BPG	MPG
9.7	.474	.385	.649	5.9	1.6	1.6	1.6	26.0

**NOTEWORTHY**

- » Named to 2021-22 Preseason All-Conference Team
- » Perfect from the free-throw line in 3 games (5-5 vs. Lamar, 2-2 vs. Texas Tech and 6-6 at Arizona)
- » Set career highs in rebounds, steals and free-throws made this season
- » Eight games in double figures
- » Two games with 5 blocks, seven games with multiple blocks, 13 games with at least 1 block
- » Leads the MW in blocks and blocks per game, and tied with McGruder for most blocks in MW games (7)
- » Two double-doubles this season (16 points, 12 rebounds) at New Mexico State and 12 points, 10 rebounds against San Diego State; 5 career double-doubles
- » Named to 2020-21 MW All-Conference Team
- » Scored 10-plus points in 13 games with a career-high 29 points in the win over UNLV on Jan. 17 after making a career-high 12 baskets last season
- » Led the team in rebounds (123) and rebounds per game last season
- » Recorded two double-doubles with 14 points and 10 rebounds at Air Force and 10 points and 11 rebounds against Colorado State (tied a career high)
- » Eighth in the MW in blocks per game at 1.07 and ranked in the top 15 in scoring, rebounding, field-goal percentage, blocked shots and defensive rebounds last season
- » 8 points away from 1,000-career points
- » 3rd all-time in career blocks, 8 from 2nd
- » 3 games away from program record of most games played

**Anderson's Top Performances**

<b>Points</b>	Season	19 vs. Prairie View (11/16/21)
	Career	29 at UNLV (1/17/21)
<b>FGM</b>	Season	8 vs. Prairie View (11/16/21)
	Career	12 at UNLV (1/17/21)
<b>FGA</b>	Season	14 vs. Prairie View (11/16/21)
	Career	19 vs. Fresno (3/9/21)
<b>3PT FGM</b>	Season	2 - two times
	Career	4 at UNLV (1/17/21)
<b>3PT FGA</b>	Season	4 at Utah State (1/6/22)
	Career	11 vs. Colorado State (3/4/21)
<b>FTM</b>	Season	6 at #6 Arizona (12/12/21)
	Career	Same
<b>FTA</b>	Season	6 at #6 Arizona (12/12/21)
	Career	6 - done four times
<b>Rebounds</b>	Season	12 at New Mexico St. (12/5/21)
	Career	Same
<b>Assists</b>	Season	5 - done twice
	Career	5 - done four times
<b>Blocks</b>	Season	5 - done twice
	Career	6 vs. UC Riverside (11/5/19)
<b>Steals</b>	Season	5 at Boise State (12/31/21)
	Career	Same
<b>Turnovers</b>	Season	0 - done twice
	Career	0 - done 42 times
<b>Min. Played</b>	Season	37 at New Mexico St. (12/5/21)
	Career	38 at San José St. (1/22/20)

**GAME-BY-GAME STATISTICS**

Opponent	Date	GS	MIN	Total		3-Pointers		Free throws		Rebounds				PF	A	TO	BLK	STL	PTS	AVG
				FG-FGA	PCT	3FG-3FGA	PCT	FT-FTA	PCT	OFF	DEF	TOT	AVG							
Lamar University	11/09/2021	*	28:29	5-9	.556	1-3	.333	5-5	1.000	2	3	5	5.0	3	1	2	1	2	16	16.0
Northern N.M.	11/12/2021	*	17:24	3-7	.429	1-3	.333	0-2	.000	1	5	6	5.5	1	2	3	1	1	7	11.5
Prairie View	11/16/2021	*	31:47	8-14	.571	1-3	.333	2-4	.500	4	5	9	6.7	2	2	3	3	1	19	14.0
at Houston	11/20/2021	*	22:03	2-4	.500	1-2	.500	1-2	.500	2	1	3	5.8	3	1	4	1	2	6	12.0
Houston Baptist	11/23/2021	*	22:06	5-7	.714	1-3	.333	0-0	.000	1	2	3	5.2	2	0	0	5	3	11	11.8
vs SFA	11/26/2021	*	35:05	2-10	.200	1-3	.333	0-0	.000	3	5	8	5.7	4	5	4	2	2	5	10.7
vs La.-Monroe	11/27/2021	*	20:00	1-6	.167	1-3	.333	0-0	.000	1	8	9	6.1	1	0	1	0	0	3	9.6
vs Texas Tech	11/28/2021	*	31:23	5-7	.714	2-3	.667	2-2	1.000	0	2	2	5.6	1	0	2	1	1	14	10.1
Grambling	11/30/2021	*	22:03	5-6	.833	1-1	1.000	1-1	1.000	2	3	5	5.6	1	1	2	2	2	12	10.3
New Mexico St.	12/03/2021	*	25:45	1-2	.500	1-1	1.000	0-0	.000	0	2	2	5.2	3	1	5	1	0	3	9.6
at New Mexico St.	12/05/2021	*	37:42	6-10	.600	1-2	.500	3-5	.600	8	4	12	5.8	3	2	2	2	3	16	10.2
at Arizona	12/12/2021	*	33:36	1-8	.125	0-2	.000	6-6	1.000	2	7	9	6.1	1	5	2	0	0	8	10.0
UTEP	12/19/2021	*	28:12	3-8	.375	1-2	.500	1-4	.250	1	4	5	6.0	3	0	0	1	3	8	9.8
at Boise St.	12/31/2021	*	20:32	3-7	.429	0-3	.000	1-2	.500	1	1	2	5.7	4	4	1	0	5	7	9.6
UNLV	01/03/2022	*	15:29	2-8	.250	0-1	.000	0-2	.000	1	3	4	5.6	3	0	1	0	0	4	9.3
at Utah St.	01/06/2022	*	27:46	6-12	.500	2-4	.500	0-0	.000	0	7	7	5.7	1	1	1	5	1	14	9.6
San Diego St.	01/09/2022	*	23:26	5-8	.625	0-0	.000	2-2	1.000	1	9	10	5.9	3	2	3	2	1	12	9.7
<b>Totals</b>			<b>16</b>	<b>442:49</b>	<b>.474</b>	<b>15-39</b>	<b>.385</b>	<b>24-37</b>	<b>.649</b>	<b>30</b>	<b>71</b>	<b>101</b>	<b>5.9</b>	<b>39</b>	<b>27</b>	<b>36</b>	<b>27</b>	<b>27</b>	<b>165</b>	<b>9.7</b>

**CAREER STATISTICS**

SEASON	TEAM	GP-GS	MIN/AVG	Field Goals		3-Point		F-Throws		Rebounds				Scoring						
				FG-FGA	FG%	3FG-3FGA	3FG%	FT-FTA	FT%	OFF	DEF	TOT	AVG	PF-FO	A	TO	BLK	STL	PTS	AVG
2017-18	UNM	32-1	417/13.0	52-91	.571	2-10	.200	24-40	.600	31	65	96	3.0	50-0	5	17	34	13	130	4.1
2018-19	UNM	31-0	555/17.9	65-141	.461	10-33	.303	34-46	.739	45	72	117	3.8	64-2	19	36	27	24	174	5.6
2019-20	UNM	32-31	865/27.0	112-268	.418	29-92	.315	28-39	.718	35	136	171	5.3	91-5	54	64	43	39	281	8.8
2020-21	UNM	20-20	486/24.3	98-200	.490	22-67	.328	24-41	.585	26	97	123	6.2	62-6	37	37	19	19	242	12.1
2021-22	UNM	17-16	443/26.0	63-133	.474	15-39	.385	24-37	.649	30	71	101	5.9	39-0	27	36	27	27	165	9.7
<b>TOTAL</b>		<b>132-68</b>	<b>2766/21.0</b>	<b>390-833</b>	<b>.468</b>	<b>78-241</b>	<b>.324</b>	<b>134-203</b>	<b>.660</b>	<b>167</b>	<b>441</b>	<b>608</b>	<b>4.6</b>	<b>306-13</b>	<b>142</b>	<b>190</b>	<b>150</b>	<b>122</b>	<b>992</b>	<b>7.5</b>

## #33

### VIANÈ CUMBER

G | 5-10 | FR | Albuquerque, N.M. (Sandia HS)



PPG	FG %	3PT %	FT %	RPG	APG	SPG	BPG	MPG
3.8	.408	.314	1.000	1.6	0.3	0.4	0.1	11.1

## NOTEWORTHY

- » MW Freshman of the Week (11/15/21)
- » Scored in double figures in two games
- » First career start against Northern New Mexico
- » 2019-20 and 2021-21 New Mexico Gatorade Girls Basketball Player of the Year
- » Twice named MaxPreps New Mexico High School Girls Basketball Player of the Year
- » Named the best high school basketball player in New Mexico by MaxPreps
- » Averaged 26.5 points, 9.3 rebounds, 2.2 assists and 1.5 steals her senior season and 22.4 points, 10.6 rebounds, 2.5 assists and 3.3 steals as a junior
- » Led her team to a pair of district championships in 2018 and 2019

### Cumber's Top Performances

<b>Points</b>	Season	17 vs Northern N.M. (11/12/21)
	Career	Same
<b>FGM</b>	Season	7 vs Northern N.M. (11/12/21)
	Career	Same
<b>FGA</b>	Season	10 vs Northern N.M. (11/12/21)
	Career	Same
<b>3PT FGM</b>	Season	3 vs Northern N.M. (11/12/21)
	Career	Same
<b>3PT FGA</b>	Season	6 at Utah State (1/6/22)
	Career	Same
<b>FTM</b>	Season	2 at Houston (11/20/21)
	Career	Same
<b>FTA</b>	Season	2 at Houston (11/20/21)
	Career	Same
<b>Rebounds</b>	Season	4 - done twice
	Career	Same
<b>Assists</b>	Season	1 - done four times
	Career	Same
<b>Blocks</b>	Season	1 vs New Mexico St. (12/3/21)
	Career	Same
<b>Steals</b>	Season	2 vs Northern N.M. (11/12/21)
	Career	Same
<b>Turnovers</b>	Season	0 - done four times
	Career	Same
<b>Min. Played</b>	Season	25 vs Northern N.M. (11/12/21)
	Career	Same

## GAME-BY-GAME STATISTICS

Opponent	Date	GS	MIN	Total		3-Pointers		Free throws		Rebounds				PF	A	TO	BLK	STL	PTS	AVG	
				FG-FGA	PCT	3FG-3FGA	PCT	FT-FTA	PCT	OFF	DEF	TOT	AVG								
Lamar University	11/09/2021		15:26	1-4	.250	0-3	.000	0-0	.000	0	4	4	4.0	1	0	1	0	1	2	2.0	
Northern N.M.	11/12/2021	*	24:32	7-10	.700	3-5	.600	0-0	.000	0	4	4	4.0	0	1	1	0	2	17	9.5	
Prairie View	11/16/2021		09:26	1-2	.500	1-2	.500	0-0	.000	0	2	2	3.3	0	0	2	0	0	3	7.3	
at Houston	11/20/2021		13:04	1-2	.500	0-1	.000	2-2	1.000	1	1	2	3.0	0	1	1	0	0	4	6.5	
Houston Baptist	11/23/2021		09:01	1-5	.200	1-5	.200	0-0	.000	0	4	4	3.2	0	0	1	0	0	3	5.8	
vs SFA	11/26/2021		14:10	2-4	.500	1-1	1.000	0-0	.000	1	2	3	3.2	0	1	0	0	0	5	5.7	
vs La.-Monroe	11/27/2021		20:14	4-7	.571	2-4	.500	0-0	.000	0	0	0	2.7	1	0	2	0	1	10	6.3	
vs Texas Tech	11/28/2021		03:00	0-0	.000	0-0	.000	0-0	.000	0	0	0	2.4	0	0	0	0	0	0	5.5	
Grambling	11/30/2021		14:12	2-4	.500	2-4	.500	0-0	.000	0	1	1	2.2	1	0	0	0	0	6	5.6	
New Mexico St.	12/03/2021		15:04	0-2	.000	0-1	.000	0-0	.000	0	1	1	2.1	0	1	1	1	1	0	5.0	
at New Mexico St.	12/05/2021		05:02	0-2	.000	0-2	.000	0-0	.000	0	0	0	1.9	0	0	0	0	0	0	4.5	
at Arizona	12/12/2021		00:54	0-0	.000	0-0	.000	0-0	.000	0	0	0	1.8	0	0	0	0	0	0	4.2	
at Boise St.	12/31/2021		03:28	0-1	.000	0-1	.000	0-0	.000	1	0	1	1.7	0	0	0	0	0	0	3.8	
at Utah St.	01/06/2022		08:11	1-6	.167	1-6	.167	0-0	.000	0	0	0	1.6	0	0	0	0	0	3	3.8	
<b>Totals</b>			<b>1</b>	<b>155:44</b>	<b>20-49</b>	<b>.408</b>	<b>11-35</b>	<b>.314</b>	<b>2-2</b>	<b>1.000</b>	<b>3</b>	<b>19</b>	<b>22</b>	<b>1.6</b>	<b>3</b>	<b>4</b>	<b>9</b>	<b>1</b>	<b>5</b>	<b>53</b>	<b>3.8</b>

## CAREER STATISTICS

SEASON	TEAM	GP-GS	MIN/AVG	Field Goals		3-Point		F-Throws		Rebounds				Scoring						
				FG-FGA	FG%	3FG-3FGA	3FG%	FT-FTA	FT%	OFF	DEF	TOT	AVG	PF	FO	A	TO	BLK	STL	PTS
2021-22	UNM	14-1	156/11.1	20-49	.408	11-35	.314	2-2	1.000	3	19	22	1.6	3-0	4	9	1	5	53	3.8
<b>TOTAL</b>		<b>14-1</b>	<b>156/11.1</b>	<b>20-49</b>	<b>.408</b>	<b>11-35</b>	<b>.314</b>	<b>2-2</b>	<b>1.000</b>	<b>3</b>	<b>19</b>	<b>22</b>	<b>1.6</b>	<b>3-0</b>	<b>4</b>	<b>9</b>	<b>1</b>	<b>5</b>	<b>53</b>	<b>3.8</b>



**#34**

**NEVAEH PARKINSON**

F/C | 6-3 | SO | Dallas, Texas (John Paul II HS)



PPG	FG %	3PT %	FT %	RPG	APG	SPG	BPG	MPG
2.7	.467	.000	.625	2.9	0.4	0.3	0.6	7.1

**NOTEWORTHY**

- » First career double-double against Northern New Mexico (11 points, 11 rebounds)
- » Played for Parish Episcopal School in Texas where she helped her team to the state championship in the 2017-18 season
- » Two-time First Team All-District and two-time First Team All-State honoree
- » Averaged 18.3 points, 10.1 rebounds and 1.4 blocks per game

**Parkinson's Top Performances**

<b>Points</b>	Season	11 vs Northern N.M. (11/12/21)
	Career	Same
<b>FGM</b>	Season	4 vs Northern N.M. (11/12/21)
	Career	Same
<b>FGA</b>	Season	8 vs Northern N.M. (11/12/21)
	Career	Same
<b>3PT FGM</b>	Season	
	Career	1 at Arkansas-PB (12/17/20)
<b>3PT FGA</b>	Season	1 - done four times
	Career	1 - done seven times
<b>FTM</b>	Season	3 vs Northern N.M. (11/12/21)
	Career	Same
<b>FTA</b>	Season	4 - done twice
	Career	Same
<b>Rebounds</b>	Season	11 vs Northern N.M. (11/12/21)
	Career	Same
<b>Assists</b>	Season	1 - done three times
	Career	Same
<b>Blocks</b>	Season	1 - done four times
	Career	1 - done five times
<b>Steals</b>	Season	2 vs Northern N.M. (11/12/21)
	Career	Same
<b>Turnovers</b>	Season	0 - done four times
	Career	0 - done 10 times
<b>Min. Played</b>	Season	15 vs Northern N.M. (11/12/21)
	Career	Same

**GAME-BY-GAME STATISTICS**

Opponent	Date	GS	MIN	Total		3-Pointers		Free throws		Rebounds				PF	A	TO	BLK	STL	PTS	AVG
				FG-FGA	PCT	3FG-3FGA	PCT	FT-FTA	PCT	OFF	DEF	TOT	AVG							
Lamar University	11/09/2021		04:00	0-0	.000	0-0	.000	0-0	.000	0	0	0	0.0	0	1	0	0	0	0	0.0
Northern N.M.	11/12/2021		15:01	4-8	.500	0-1	.000	3-4	.750	5	6	11	5.5	1	1	1	0	2	11	5.5
at Houston	11/20/2021		00:50	0-0	.000	0-0	.000	0-0	.000	0	0	0	3.7	0	0	0	0	0	0	3.7
Houston Baptist	11/23/2021		08:41	1-3	.333	0-1	.000	0-0	.000	0	0	0	2.8	1	1	0	1	0	2	3.3
vs La.-Monroe	11/27/2021		09:38	1-1	1.000	0-0	.000	0-0	.000	1	0	1	2.4	1	0	1	1	0	2	3.0
Grambling	11/30/2021		07:41	1-2	.500	0-1	.000	2-4	.500	1	5	6	3.0	1	0	1	1	0	4	3.2
at Utah St.	01/06/2022		04:01	0-1	.000	0-1	.000	0-0	.000	0	2	2	2.9	1	0	0	1	0	0	2.7
<b>Totals</b>		<b>0</b>	<b>49:51</b>	<b>7-15</b>	<b>.467</b>	<b>0-4</b>	<b>.000</b>	<b>5-8</b>	<b>.625</b>	<b>7</b>	<b>13</b>	<b>20</b>	<b>2.9</b>	<b>5</b>	<b>3</b>	<b>3</b>	<b>4</b>	<b>2</b>	<b>19</b>	<b>2.7</b>

**CAREER STATISTICS**

SEASON	TEAM	GP-GS	MIN/AVG	Field Goals		3-Point		F-Throws		Rebounds				Scoring						
				FG-FGA	FG%	3FG-3FGA	3FG%	FT-FTA	FT%	OFF	DEF	TOT	AVG	PF-FO	A	TO	BLK	STL	PTS	AVG
2020-21	UNM	8-0	21/2.7	2-9	.222	1-5	.200	0-2	.000	0	6	6	0.8	4-0	0	1	1	0	5	0.6
2021-22	UNM	7-0	50/7.1	7-15	.467	0-4	.000	5-8	.625	7	13	20	2.9	5-0	3	3	4	2	19	2.7
<b>TOTAL</b>		<b>15-0</b>	<b>71/4.7</b>	<b>9-24</b>	<b>.375</b>	<b>1-9</b>	<b>.111</b>	<b>5-10</b>	<b>.500</b>	<b>7</b>	<b>19</b>	<b>26</b>	<b>1.7</b>	<b>9-0</b>	<b>3</b>	<b>4</b>	<b>5</b>	<b>2</b>	<b>24</b>	<b>1.6</b>

## NEW MEXICO STATISTICS

### Game Records

Record	Overall	Home	Away	Neutral
ALL GAMES	13-4	9-0	3-2	1-2
CONFERENCE	4-0	2-0	2-0	0-0
NON-CONFERENCE	9-4	7-0	1-2	1-2

### Score by Periods

Team	1st	2nd	3rd	4th	OT	TOT
New Mexico	329	317	297	345	0	1288
Opponents	253	259	320	286	0	1118

### Team Box Score

No.	Player				Total			3-Point			F-Throw		Rebounds										
		GP-GS	MIN	AVG	FG-FGA	FG%	3FG-3FGA	3FG%	FT-FTA	FT%	OFF	DEF	TOT	AVG	PF	DQ	A	TO	BLK	STL	PTS	AVG	
13	MCCRUDER, Shaiquel	17-15	433:36	25.5	108-178	.607	2-11	.182	21-32	.656	52	67	119	7.0	37	0	10	32	22	31	239	14.1	
23	DE LA CERDA, Jaedyn	17-16	531:30	31.3	83-208	.399	41-101	.406	20-27	.741	9	59	68	4.0	33	0	50	48	1	17	227	13.4	
5	DUFF, LaTora	17-17	542:28	31.9	74-171	.433	36-95	.379	40-48	.833	8	56	64	3.8	27	0	101	48	9	26	224	13.2	
4	DUFF, LaTascya	16-15	494:37	30.9	63-134	.470	47-98	.480	29-36	.806	3	48	51	3.2	16	0	24	28	3	9	202	12.6	
32	ANDERSON, Antonia	17-16	442:49	26.0	63-133	.474	15-39	.385	24-37	.649	30	71	101	5.9	39	0	27	36	27	27	165	9.7	
30	REUS, Paula	15-2	290:18	19.4	30-79	.380	5-21	.238	11-14	.786	12	36	48	3.2	27	0	34	21	10	15	76	5.1	
33	CUMBER, Vianè	14-1	155:44	11.1	20-49	.408	11-35	.314	2-2	1.000	3	19	22	1.6	3	0	4	9	1	5	53	3.8	
34	PARKINSON, Nevaeh	7-0	49:51	7.1	7-15	.467	0-4	.000	5-8	.625	7	13	20	2.9	5	0	3	3	4	2	19	2.7	
21	CURTIS, Mackenzie	10-0	72:44	7.3	5-23	.217	4-16	.250	5-6	.833	1	6	7	0.7	6	0	3	5	0	1	19	1.9	
11	SEREN, Zeyno	7-1	65:57	9.4	3-11	.273	0-2	.000	7-11	.636	2	11	13	1.9	4	0	4	2	0	3	13	1.9	
1	RENCZES, Rebeka	5-0	44:23	8.9	2-8	.250	2-5	.400	3-6	.500	0	2	2	0.4	3	0	6	6	0	1	9	1.8	
10	VAN BENNEKOM, Kath	15-1	120:04	8.0	7-15	.467	1-3	.333	5-8	.625	8	11	19	1.3	14	0	3	6	0	3	20	1.3	
12	AUGMON, Aniyah	17-1	155:59	9.2	6-13	.462	1-4	.250	9-15	.600	6	25	31	1.8	21	0	12	20	0	15	22	1.3	
Team											25	46	71					6					
<b>Total</b>		<b>17</b>	<b>3400</b>		<b>471-1037</b>	<b>.454</b>	<b>165-434</b>	<b>.380</b>	<b>181-250</b>	<b>.724</b>	<b>166</b>	<b>470</b>	<b>636</b>	<b>37.4</b>	<b>235</b>	<b>0</b>	<b>281</b>	<b>270</b>	<b>77</b>	<b>155</b>	<b>1288</b>	<b>75.8</b>	
<b>Opponents</b>		<b>17</b>	<b>3400</b>		<b>427-1113</b>	<b>.384</b>	<b>106-347</b>	<b>.305</b>	<b>158-234</b>	<b>.675</b>	<b>244</b>	<b>436</b>	<b>680</b>	<b>40.0</b>	<b>243</b>	<b>0</b>	<b>238</b>	<b>284</b>	<b>41</b>	<b>138</b>	<b>1118</b>	<b>65.8</b>	

### Team Statistics

	UNM	OPP
<b>Scoring</b>	<b>1288</b>	<b>1118</b>
Points per game	75.8	65.8
Scoring margin	+10.0	-
<b>Field goals-att</b>	<b>471-1037</b>	<b>427-1113</b>
Field goal pct	.454	.384
<b>3 point fg-att</b>	<b>165-434</b>	<b>106-347</b>
3-point FG pct	.380	.305
3-pt FG made per game	9.7	6.2
<b>Free throws-att</b>	<b>181-250</b>	<b>158-234</b>
Free throw pct	.724	.675
F-Throws made per game	10.6	9.3
<b>Rebounds</b>	<b>636</b>	<b>680</b>
Rebounds per game	37.4	40.0
Rebounding margin	-2.6	-
<b>Assists</b>	<b>281</b>	<b>238</b>
Assists per game	16.5	14.0
<b>Turnovers</b>	<b>270</b>	<b>284</b>
Turnovers per game	15.9	16.7
Turnover margin	+0.8	-
Assist/turnover ratio	1.0	0.8
<b>Steals</b>	<b>155</b>	<b>138</b>
Steals per game	9.1	8.1
<b>Blocks</b>	<b>77</b>	<b>41</b>
Blocks per game	4.5	2.4
<b>Winning streak</b>	<b>5</b>	<b>-</b>
Home win streak	9	-
<b>Attendance</b>	<b>38437</b>	<b>10905</b>
Home games-Avg/Game	9-4271	5-2181
Neutral site-Avg/Game	-	3-0

### Team Results

Date	Opponent		Score	Att.
11/09/2021	Lamar University	W	71-54	3800
11/12/2021	Northern N.M.	W	96-40	4000
11/16/2021	Prairie View	W	88-71	4250
11/20/2021	at Houston	L	60-89	346
11/23/2021	Houston Baptist	W	76-58	4234
11/26/2021	vs SFA	L	66-71	0
11/27/2021	vs La.-Monroe	W	66-45	0
11/28/2021	vs Texas Tech	L	75-82	0
11/30/2021	Grambling	W	86-50	4134
12/03/2021	New Mexico St.	W	77-58	5123
12/05/2021	at New Mexico St.	W	73-66	754
12/12/2021	at Arizona	L	60-77	8884
12/19/2021	UTEP	W	78-66	4458
12/31/2021	at Boise St.	W	72-68	603
01/03/2022	UNLV	W	71-68	4202
01/06/2022	at Utah St.	W	98-83	318
01/09/2022	San Diego St.	W	75-72	4236

# NEW MEXICO CONFERENCE STATISTICS

**Game Records**

Record	Overall	Home	Away	Neutral
ALL GAMES	4-0	2-0	2-0	0-0
CONFERENCE	4-0	2-0	2-0	0-0
NON-CONFERENCE	0-0	0-0	0-0	0-0

**Score by Periods**

Team	1st	2nd	3rd	4th	OT	TOT
New Mexico	76	73	83	84	0	316
Opponents	70	72	75	74	0	291

**Team Box Score**

No.	Player	Total			3-Point			F-Throw		Rebounds				PF	DQ	A	TO	BLK	STL	PTS	AVG	
		GP-GS	MIN	AVG	FG-FGA	FG%	3FG-3FGA	3FG%	FT-FTA	FT%	OFF	DEF	TOT									AVG
23	DE LA CERDA, Jaedyn	4-4	143:13	35.8	26-54	.481	16-30	.533	4-5	.800	2	14	16	4.0	10	0	16	9	1	2	72	18.0
4	DUFF, LaTascya	4-4	145:25	36.4	19-37	.514	16-26	.615	11-13	.846	0	9	9	2.3	2	0	9	3	0	2	65	16.3
13	MCGRUDER, Shaiquel	4-4	127:20	31.8	25-47	.532	0-4	.000	9-15	.600	15	19	34	8.5	9	0	2	6	7	6	59	14.8
5	DUFF, LaTora	4-4	142:18	35.6	14-41	.341	6-23	.261	15-16	.938	0	22	22	5.5	6	0	30	11	3	6	49	12.3
32	ANDERSON, Antonia	4-4	87:13	21.8	16-35	.457	2-8	.250	3-6	.500	3	20	23	5.8	11	0	7	6	7	7	37	9.3
30	REUS, Paula	4-0	84:28	21.1	8-27	.296	2-7	.286	4-6	.667	5	14	19	4.8	7	0	2	4	4	2	22	5.5
11	SEREN, Zeyno	1-0	05:01	5.0	0-1	.000	0-0	.000	2-2	1.000	0	0	0	0.0	1	0	0	1	0	1	2	2.0
33	CUMBER, Vianè	2-0	11:39	5.8	1-7	.143	1-7	.143	0-0	.000	1	0	1	0.5	0	0	0	0	0	3	1.5	
10	VAN BENNEKOM, Kath	4-0	16:58	4.2	1-3	.333	1-1	1.000	1-2	.500	1	2	3	0.8	4	0	0	0	0	1	4	1.0
1	RENCZES, Rebeka	1-0	06:34	6.6	0-1	.000	0-1	.000	1-2	.500	0	0	0	0.0	1	0	0	1	0	0	1	1.0
21	CURTIS, Mackenzie	3-0	13:43	4.6	0-3	.000	0-1	.000	2-2	1.000	0	0	0	0.0	0	0	0	0	0	1	2	0.7
12	AUGMON, Aniyah	4-0	12:07	3.0	0-2	.000	0-2	.000	0-0	.000	1	1	2	0.5	2	0	2	3	0	0	0	0.0
34	PARKINSON, Nevaeh	1-0	04:01	4.0	0-1	.000	0-1	.000	0-0	.000	0	2	2	2.0	1	0	0	0	1	0	0	0.0
Team											1	9	10									
<b>Total</b>		<b>4</b>	<b>800</b>		<b>110-259</b>	<b>.425</b>	<b>44-111</b>	<b>.396</b>	<b>52-69</b>	<b>.754</b>	<b>29</b>	<b>112</b>	<b>141</b>	<b>35.3</b>	<b>54</b>	<b>0</b>	<b>68</b>	<b>44</b>	<b>23</b>	<b>28</b>	<b>316</b>	<b>79.0</b>
<b>Opponents</b>		<b>4</b>	<b>800</b>		<b>114-290</b>	<b>.393</b>	<b>26-96</b>	<b>.271</b>	<b>37-55</b>	<b>.673</b>	<b>69</b>	<b>132</b>	<b>201</b>	<b>50.3</b>	<b>57</b>	<b>0</b>	<b>64</b>	<b>63</b>	<b>8</b>	<b>24</b>	<b>291</b>	<b>72.8</b>

**Team Statistics**

	UNM	OPP
<b>Scoring</b>	<b>316</b>	<b>291</b>
Points per game	79.0	72.8
Scoring margin	+6.3	-
<b>Field goals-att</b>	<b>110-259</b>	<b>114-290</b>
Field goal pct	.425	.393
<b>3 point fg-att</b>	<b>44-111</b>	<b>26-96</b>
3-point FG pct	.396	.271
3-pt FG made per game	11.0	6.5
<b>Free throws-att</b>	<b>52-69</b>	<b>37-55</b>
Free throw pct	.754	.673
F-Throws made per game	13.0	9.3
<b>Rebounds</b>	<b>141</b>	<b>201</b>
Rebounds per game	35.3	50.3
Rebounding margin	-15.0	-
<b>Assists</b>	<b>68</b>	<b>64</b>
Assists per game	17.0	16.0
<b>Turnovers</b>	<b>44</b>	<b>63</b>
Turnovers per game	11.0	15.8
Turnover margin	+4.8	-
Assist/turnover ratio	1.5	1.0
<b>Steals</b>	<b>28</b>	<b>24</b>
Steals per game	7.0	6.0
<b>Blocks</b>	<b>23</b>	<b>8</b>
Blocks per game	5.8	2.0
<b>Winning streak</b>	<b>4</b>	<b>-</b>
Home win streak	2	-
<b>Attendance</b>	<b>8438</b>	<b>921</b>
Home games-Avg/Game	2-4219	2-461
Neutral site-Avg/Game	-	0-0

**Team Results**

Date	Opponent		Score	Att.
12/31/2021	at Boise St.	W	72-68	603
01/03/2022	UNLV	W	71-68	4202
01/06/2022	at Utah St.	W	98-83	318
01/09/2022	San Diego St.	W	75-72	4236

## WYOMING STATISTICS

### Game Records

Record	Overall	Home	Away	Neutral
ALL GAMES	5-6	3-1	2-4	0-1
CONFERENCE	1-1	0-0	1-1	0-0
NON-CONFERENCE	4-5	3-1	1-3	0-1

### Score by Periods

Team	1st	2nd	3rd	4th	OT	TOT
Wyoming	168	154	176	181	0	679
Opponents	151	145	148	182	0	626

### Team Box Score

No.	Player	Total			3-Point		F-Throw		Rebounds				PF DQ A TO BLK STL PTS AVG									
		GP-GS	MIN	AVG	FG-FGA	FG%	3FG-3FGA	3FG%	FT-FTA	FT%	OFF	DEF	TOT	AVG	PF	DQ	A	TO	BLK	STL	PTS	AVG
12	BRADSHAW, McKinley	10-10	277:33	27.8	48-120	.400	12-46	.261	17-23	.739	11	42	53	5.3	6	0	13	14	2	11	125	12.5
14	WEIDEMANN, Quinn	11-11	381:07	34.6	41-97	.423	18-44	.409	19-21	.905	1	29	30	2.7	17	0	26	14	0	7	119	10.8
45	FERTIG, Allyson	11-4	175:40	16.0	47-95	.495	0-2	.000	17-29	.586	33	35	68	6.2	15	0	0	12	5	4	111	10.1
11	SANCHEZ RAMOS, Alba	10-10	292:06	29.2	25-76	.329	9-30	.300	12-15	.800	13	56	69	6.9	13	0	25	21	2	7	71	7.1
4	ELLIS, Grace	11-8	256:35	23.3	21-62	.339	5-25	.200	19-22	.864	9	28	37	3.4	11	0	9	17	1	5	66	6.0
30	USTOWSKA, Ola	11-1	184:19	16.8	22-49	.449	12-29	.414	8-9	.889	0	9	9	0.8	16	0	12	12	0	3	64	5.8
10	SALAZAR, Paula	11-0	100:08	9.1	18-36	.500	3-7	.429	6-6	1.000	7	12	19	1.7	13	0	1	9	7	1	45	4.1
24	OLSON, Tommi	11-11	318:34	29.0	15-48	.313	4-18	.222	3-5	.600	7	41	48	4.4	18	0	36	7	0	22	37	3.4
2	MELLEMA, Emily	11-0	113:49	10.3	9-22	.409	1-6	.167	16-19	.842	1	8	9	0.8	8	0	12	14	1	4	35	3.2
23	BULL, Lexi	5-0	25:50	5.2	1-9	.111	0-3	.000	1-2	.500	7	3	10	2.0	2	0	2	0	2	0	3	0.6
21	HUDSON, Landri	6-0	17:50	3.0	1-4	.250	0-2	.000	1-1	1.000	1	2	3	0.5	0	0	1	2	0	2	3	0.5
15	SAVIC, Marta	1-0	01:19	1.3	0-1	.000	0-0	.000	0-0	.000	1	1	2	2.0	0	0	0	0	0	0	0	0.0
5	BARNES, Tess	7-0	55:09	7.9	0-12	.000	0-10	.000	0-0	.000	5	14	19	2.7	7	0	1	6	3	1	0	0.0
Team											19	24	43					11				
<b>Total</b>		<b>11</b>	<b>2200</b>		<b>248-631</b>	<b>.393</b>	<b>64-222</b>	<b>.288</b>	<b>119-152</b>	<b>.783</b>	<b>115</b>	<b>304</b>	<b>419</b>	<b>38.1</b>	<b>126</b>	<b>0</b>	<b>138</b>	<b>139</b>	<b>23</b>	<b>67</b>	<b>679</b>	<b>61.7</b>
<b>Opponents</b>		<b>11</b>	<b>2202</b>		<b>238-615</b>	<b>.387</b>	<b>64-211</b>	<b>.303</b>	<b>86-118</b>	<b>.729</b>	<b>84</b>	<b>288</b>	<b>372</b>	<b>33.8</b>	<b>157</b>	<b>1</b>	<b>125</b>	<b>137</b>	<b>51</b>	<b>65</b>	<b>626</b>	<b>56.9</b>

### Team Statistics

	UW	OPP
<b>Scoring</b>	<b>679</b>	<b>626</b>
Points per game	61.7	56.9
Scoring margin	+4.8	-
<b>Field goals-att</b>	<b>248-631</b>	<b>238-615</b>
Field goal pct	.393	.387
<b>3 point fg-att</b>	<b>64-222</b>	<b>64-211</b>
3-point FG pct	.288	.303
3-pt FG made per game	5.8	5.8
<b>Free throws-att</b>	<b>119-152</b>	<b>86-118</b>
Free throw pct	.783	.729
F-Throws made per game	10.8	7.8
<b>Rebounds</b>	<b>419</b>	<b>372</b>
Rebounds per game	38.1	33.8
Rebounding margin	+4.3	-
<b>Assists</b>	<b>138</b>	<b>125</b>
Assists per game	12.5	11.4
<b>Turnovers</b>	<b>139</b>	<b>137</b>
Turnovers per game	12.6	12.5
Turnover margin	-0.2	-
Assist/turnover ratio	1.0	0.9
<b>Steals</b>	<b>67</b>	<b>65</b>
Steals per game	6.1	5.9
<b>Blocks</b>	<b>23</b>	<b>51</b>
Blocks per game	2.1	4.6
<b>Winning streak</b>	<b>0</b>	<b>-</b>
Home win streak	2	-
<b>Attendance</b>	<b>10851</b>	<b>9323</b>
Home games-Avg/Game	4-2713	6-1554
Neutral site-Avg/Game	-	1-84

### Team Results

Date	Opponent		Score	Att.
11/09/2021	Colorado St.-Pueblo	W	67-53	4402
11/13/2021	Wichita St.	L	48-57	2521
11/18/2021	at Kansas City	L	44-53	439
11/22/2021	Chadron St.	W	71-48	1843
11/26/2021	vs Tulane	L	67-73	84
11/27/2021	at Denver	W	81-51	379
12/03/2021	at Gonzaga	L	47-54	3171
12/12/2021	North Dakota St.	W	71-45	2085
12/22/2021	at Nebraska	L	61-72	4566
12/28/2021	at San Diego St.	W	62-54	360
12/31/2021	at UNLV	L	60-66	408

# WYOMING CONFERENCE STATISTICS

Record	Overall	Home	Away	Neutral	Team	1st	2nd	3rd	4th	OT	TOT
ALL GAMES	1-1	0-0	1-1	0-0	Wyoming	24	27	41	30	0	122
CONFERENCE	1-1	0-0	1-1	0-0	Opponents	25	20	39	36	0	120
NON-CONFERENCE	0-0	0-0	0-0	0-0							

## Team Box Score

No.	Player	Total					3-Point		F-Throw		Rebounds				Other				PTS	AVG		
		GP-GS	MIN	AVG	FG-FGA	FG%	3FG-3FGA	3FG%	FT-FTA	FT%	OFF	DEF	TOT	AVG	PF	DQ	A	TO			BLK	STL
14	WEIDEMANN, Quinn	2-2	74:15	37.1	11-23	.478	3-11	.273	9-9	1.000	0	5	5	2.5	1	0	7	5	0	3	34	17.0
11	SANCHEZ RAMOS, Alba	1-1	32:44	32.7	5-11	.455	3-5	.600	2-2	1.000	1	12	13	13.0	0	0	1	2	0	0	15	15.0
45	FERTIG, Allyson	2-2	44:07	22.1	10-22	.455	0-1	.000	2-2	1.000	11	10	21	10.5	5	0	0	6	3	0	22	11.0
24	OLSON, Tommi	2-2	69:45	34.9	6-12	.500	2-6	.333	3-3	1.000	0	10	10	5.0	7	0	7	1	0	6	17	8.5
12	BRADSHAW, McKinley	1-1	26:13	26.2	2-7	.286	1-3	.333	1-2	.500	1	4	5	5.0	0	0	3	2	0	0	6	6.0
30	USTOWSKA, Ola	2-1	54:31	27.3	3-12	.250	2-7	.286	2-2	1.000	0	2	2	1.0	4	0	3	4	0	0	10	5.0
10	SALAZAR, Paula	2-0	25:42	12.9	2-8	.250	1-3	.333	2-2	1.000	1	1	2	1.0	3	0	0	4	3	0	7	3.5
4	ELLIS, Grace	2-1	48:15	24.1	2-6	.333	1-4	.250	2-2	1.000	0	3	3	1.5	4	0	2	4	0	2	7	3.5
2	MELLEMA, Emily	2-0	12:35	6.3	2-2	1.000	0-0	.000	0-0	.000	0	1	1	0.5	1	0	2	2	0	0	4	2.0
5	BARNES, Tess	1-0	09:12	9.2	0-3	.000	0-3	.000	0-0	.000	0	3	3	3.0	0	0	0	2	0	0	0	0.0
21	HUDSON, Landri	1-0	02:42	2.7	0-2	.000	0-1	.000	0-0	.000	1	0	1	1.0	0	0	0	0	0	0	0	0.0
Team											4	2	6				1					
<b>Total</b>		<b>2</b>	<b>400</b>		<b>43-108</b>	<b>.398</b>	<b>13-44</b>	<b>.295</b>	<b>23-24</b>	<b>.958</b>	<b>19</b>	<b>53</b>	<b>72</b>	<b>36.0</b>	<b>25</b>	<b>0</b>	<b>25</b>	<b>33</b>	<b>6</b>	<b>11</b>	<b>122</b>	<b>61.0</b>
<b>Opponents</b>		<b>2</b>	<b>400</b>		<b>44-109</b>	<b>.404</b>	<b>10-32</b>	<b>.313</b>	<b>22-27</b>	<b>.815</b>	<b>12</b>	<b>45</b>	<b>57</b>	<b>28.5</b>	<b>23</b>	<b>0</b>	<b>20</b>	<b>24</b>	<b>5</b>	<b>16</b>	<b>120</b>	<b>60.0</b>

## Team Statistics

	UW	OPP
<b>Scoring</b>	<b>122</b>	<b>120</b>
Points per game	61.0	60.0
Scoring margin	+1.0	-
<b>Field goals-att</b>	<b>43-108</b>	<b>44-109</b>
Field goal pct	.398	.404
<b>3 point fg-att</b>	<b>13-44</b>	<b>10-32</b>
3-point FG pct	.295	.313
3-pt FG made per game	6.5	5.0
<b>Free throws-att</b>	<b>23-24</b>	<b>22-27</b>
Free throw pct	.958	.815
F-Throws made per game	11.5	11.0
<b>Rebounds</b>	<b>72</b>	<b>57</b>
Rebounds per game	36.0	28.5
Rebounding margin	+7.5	-
<b>Assists</b>	<b>25</b>	<b>20</b>
Assists per game	12.5	10.0
<b>Turnovers</b>	<b>33</b>	<b>24</b>
Turnovers per game	16.5	12.0
Turnover margin	-4.5	-
Assist/turnover ratio	0.8	0.8
<b>Steals</b>	<b>11</b>	<b>16</b>
Steals per game	5.5	8.0
<b>Blocks</b>	<b>6</b>	<b>5</b>
Blocks per game	3.0	2.5
<b>Winning streak</b>	<b>0</b>	<b>-</b>
Home win streak	0	-
<b>Attendance</b>	<b>0</b>	<b>768</b>
Home games-Avg/Game	0-0	2-384
Neutral site-Avg/Game	-	0-0

## Team Results

Date	Opponent		Score	Att.
12/28/2021	at San Diego St.	W	62-54	360
12/31/2021	at UNLV	L	60-66	408

## NEW MEXICO GAME-BY-GAME

Opponent	Date	Score	Total		3-Pointers		Free throws		Rebounds				PF	A	TO	BLK	STL	PTS	AVG
			FG-FGA	PCT	3FG-3FGA	PCT	FT-FTA	PCT	OFF	DEF	TOT	AVG							
Lamar University	11/09/2021	71-54 W	26-57	.456	6-26	.231	13-15	.867	9	29	38	38.0	20	14	15	2	8	71	71.0
Northern N.M.	11/12/2021	96-40 W	35-70	.500	10-24	.417	16-25	.640	21	33	54	46.0	9	23	15	1	15	96	83.5
Prairie View	11/16/2021	88-71 W	32-68	.471	9-23	.391	15-24	.625	11	36	47	46.3	11	20	16	7	11	88	85.0
at Houston	11/20/2021	60-89 L	21-49	.429	10-27	.370	8-9	.889	10	23	33	43.0	15	16	34	1	9	60	78.8
Houston Baptist	11/23/2021	76-58 W	31-69	.449	8-30	.267	6-6	1.000	7	30	37	41.8	12	13	9	11	15	76	78.2
vs SFA	11/26/2021	66-71 L	23-54	.426	10-24	.417	10-12	.833	9	25	34	40.5	22	12	28	3	7	66	76.2
vs La.-Monroe	11/27/2021	66-45 W	24-63	.381	12-33	.364	6-8	.750	8	31	39	40.3	12	15	11	4	9	66	74.7
vs Texas Tech	11/28/2021	75-82 L	26-55	.473	9-22	.409	14-15	.933	6	13	19	37.6	14	20	12	4	4	75	74.8
Grambling	11/30/2021	86-50 W	35-66	.530	8-22	.364	8-18	.444	15	33	48	38.8	14	22	10	3	11	86	76.0
New Mexico St.	12/03/2021	77-58 W	28-57	.491	13-24	.542	8-11	.727	9	25	34	38.3	13	18	21	5	10	77	76.1
at New Mexico St.	12/05/2021	73-66 W	27-55	.491	9-23	.391	10-17	.588	13	28	41	38.5	12	14	19	4	9	73	75.8
at Arizona	12/12/2021	60-77 L	21-55	.382	7-22	.318	11-13	.846	8	25	33	38.1	11	11	17	2	7	60	74.5
UTEP	12/19/2021	78-66 W	32-60	.533	10-23	.435	4-8	.500	11	27	38	38.1	16	15	19	7	12	78	74.8
at Boise St.	12/31/2021	72-68 W	29-63	.460	6-19	.316	8-14	.571	5	18	23	37.0	14	16	6	4	13	72	74.6
UNLV	01/03/2022	71-68 W	24-64	.375	8-25	.320	15-17	.882	10	30	40	37.2	11	12	11	5	2	71	74.3
at Utah St.	01/06/2022	98-83 W	32-73	.438	21-42	.500	13-17	.765	6	35	41	37.4	15	25	16	8	9	98	75.8
San Diego St.	01/09/2022	75-72 W	25-59	.424	9-25	.360	16-21	.762	8	29	37	37.4	14	15	11	6	4	75	75.8
<b>Total</b>		<b>1288</b>	<b>471-1037</b>	<b>.454</b>	<b>165-434</b>	<b>.380</b>	<b>181-250</b>	<b>.724</b>	<b>166</b>	<b>470</b>	<b>636</b>	<b>37.4</b>	<b>235</b>	<b>281</b>	<b>270</b>	<b>77</b>	<b>155</b>	<b>1288</b>	<b>75.8</b>
Opponents		1118	427-1113	.384	106-347	.305	158-234	.675	244	436	680	40.0	243	238	284	41	138	1118	65.8

## OPPONENT GAME-BY-GAME

Opponent	Date	Score	Total		3-Pointers		Free throws		Rebounds				PF	A	TO	BLK	STL	PTS	AVG
			FG-FGA	PCT	3FG-3FGA	PCT	FT-FTA	PCT	OFF	DEF	TOT	AVG							
Lamar University	11/09/2021	71-54 W	18-52	.346	7-25	.280	11-23	.478	11	24	35	35.0	16	10	16	2	7	54	54.0
Northern N.M.	11/12/2021	96-40 W	16-58	.276	4-23	.174	4-6	.667	11	18	29	32.0	17	7	23	6	11	40	47.0
Prairie View	11/16/2021	88-71 W	26-84	.310	9-20	.450	10-13	.769	24	29	53	39.0	20	18	18	2	9	71	55.0
at Houston	11/20/2021	60-89 L	35-70	.500	12-25	.480	7-10	.700	14	18	32	37.3	14	26	18	5	18	89	63.5
Houston Baptist	11/23/2021	76-58 W	20-63	.317	5-18	.278	13-14	.929	14	31	45	38.8	6	6	19	2	4	58	62.4
vs SFA	11/26/2021	66-71 L	25-55	.455	3-13	.231	18-26	.692	9	22	31	37.5	18	13	20	2	9	71	63.8
vs La.-Monroe	11/27/2021	66-45 W	20-66	.303	2-7	.286	3-4	.750	15	32	47	38.9	10	9	16	1	5	45	61.1
vs Texas Tech	11/28/2021	75-82 L	31-55	.564	7-14	.500	13-19	.684	11	24	35	38.4	11	21	15	2	5	82	63.8
Grambling	11/30/2021	86-50 W	19-55	.345	1-15	.067	11-16	.688	5	19	24	36.8	16	9	14	3	4	50	62.2
New Mexico St.	12/03/2021	77-58 W	25-64	.391	1-9	.111	7-11	.636	14	22	36	36.7	18	8	19	1	11	58	61.8
at New Mexico St.	12/05/2021	73-66 W	26-67	.388	7-22	.318	7-9	.778	15	19	34	36.5	18	13	16	0	8	66	62.2
at Arizona	12/12/2021	60-77 L	27-68	.397	13-36	.361	10-17	.588	16	26	42	36.9	8	19	10	6	11	77	63.4
UTEP	12/19/2021	78-66 W	25-66	.379	9-24	.375	7-11	.636	16	20	36	36.8	14	15	17	1	12	66	63.6
at Boise St.	12/31/2021	72-68 W	26-61	.426	5-22	.227	11-14	.786	16	34	50	37.8	12	17	21	3	2	68	63.9
UNLV	01/03/2022	71-68 W	29-74	.392	5-18	.278	5-8	.625	14	31	45	38.3	16	13	10	2	6	68	64.2
at Utah St.	01/06/2022	98-83 W	29-76	.382	8-26	.308	17-21	.810	15	38	53	39.2	11	21	21	3	10	83	65.4
San Diego St.	01/09/2022	75-72 W	30-79	.380	8-30	.267	4-12	.333	24	29	53	40.0	18	13	11	0	6	72	65.8
<b>Total</b>		<b>1118</b>	<b>427-1113</b>	<b>.384</b>	<b>106-347</b>	<b>.305</b>	<b>158-234</b>	<b>.675</b>	<b>244</b>	<b>436</b>	<b>680</b>	<b>40.0</b>	<b>243</b>	<b>238</b>	<b>284</b>	<b>41</b>	<b>138</b>	<b>1118</b>	<b>65.8</b>
New Mexico		1288	471-1037	.454	165-434	.380	181-250	.724	166	470	636	37.4	235	281	270	77	155	1288	75.8

## ***NEW MEXICO GAME-BY-GAME LEADERS***

Opponent	Date	Score	Points	Rebounds	Assists	Steals	Blocked shots
LAMAR	11/09/21	71-54	16-Antonia Anderson	6-Aniyah Augmon Jaedyn De La Cerda	9-LaTora Duff	3-Aniyah Augmon	1-Antonia Anderson LaTora Duff
NORTHERN N.M.	11/12/21	96-40	17-Viane Cumber	11-Nevaeh Parkinson	5-LaTora Duff	3-Shaiquel McGruder Jaedyn De La Cerda	1-Antonia Anderson
PRAIRIE VIEW at Houston	11/16/21 11/20/21	88-71 60-89	30-Shaiquel McGruder 16-LaTora Duff	9-Antonia Anderson 5-Paula Reus	12-LaTora Duff 7-Paula Reus	4-Shaiquel McGruder 3-LaTora Duff	4-LaTora Duff 1-Antonia Anderson
HOUSTON BAPTIST	11/23/21	76-58	20-Shaiquel McGruder	10-Shaiquel McGruder	4-Jaedyn De La Cerda LaTora Duff	4-LaTora Duff	5-Antonia Anderson
vs SFA	11/26/21	66-71	18-Jaedyn De La Cerda	8-Antonia Anderson	5-Antonia Anderson	3-LaTora Duff	2-Antonia Anderson
vs La.-Monroe	11/27/21	66-45	15-Jaedyn De La Cerda	11-Shaiquel McGruder	5-Jaedyn De La Cerda	3-Shaiquel McGruder	1-LaTascya Duff Paula Reus Nevaeh Parkinson Shaiquel McGruder
vs Texas Tech	11/28/21	75-82	21-LaTascya Duff	5-Shaiquel McGruder	9-LaTora Duff	2-LaTora Duff	3-Shaiquel McGruder
GRAMBLING	11/30/21	86-50	22-Shaiquel McGruder	10-Shaiquel McGruder	6-LaTora Duff	3-Shaiquel McGruder	2-Antonia Anderson
NEW MEXICO ST.	12/03/21	77-58	22-LaTascya Duff	8-Jaedyn De La Cerda	4-Jaedyn De La Cerda Shaiquel McGruder	3-Shaiquel McGruder Aniyah Augmon	2-Shaiquel McGruder
at New Mexico St.	12/05/21	73-66	24-LaTora Duff	12-Antonia Anderson	6-Paula Reus	3-Antonia Anderson	2-Paula Reus Antonia Anderson
at Arizona	12/12/21	60-77	15-Paula Reus	9-Antonia Anderson	5-Antonia Anderson	2-Jaedyn De La Cerda Shaiquel McGruder	1-Paula Reus Shaiquel McGruder
UTEP	12/19/21	78-66	20-LaTascya Duff	14-Shaiquel McGruder	6-Paula Reus LaTora Duff	4-Paula Reus	5-Shaiquel McGruder
at Boise St.	12/31/21	72-68	19-Shaiquel McGruder	7-LaTora Duff	7-LaTora Duff	5-Antonia Anderson	3-Shaiquel McGruder
UNLV	01/03/22	71-68	17-Shaiquel McGruder	15-Shaiquel McGruder	4-Jaedyn De La Cerda LaTora Duff	2-LaTora Duff	2-Paula Reus LaTora Duff
at Utah St.	01/06/22	98-83	27-Jaedyn De La Cerda	8-LaTora Duff	14-LaTora Duff	2-LaTora Duff Shaiquel McGruder	5-Antonia Anderson
SAN DIEGO ST.	01/09/22	75-72	17-Shaiquel McGruder Jaedyn De La Cerda	10-Antonia Anderson	5-LaTora Duff Jaedyn De La Cerda	2-Shaiquel McGruder	2-Antonia Anderson Shaiquel McGruder

## NEW MEXICO GAME-BY-GAME POINTS-REBOUNDS-ASSISTS

Opponent	Date	Score	1	4	5	10	11	12	13	21	23	30	32	
			RENCZES,RE	DUFF,LATAS	DUFF,LATOR	VAN BENNEK	SEREN,ZEYN	AUGMON,ANI	MCGRUDER,S	CURTIS,MAC	DE LA CERD	REUS,PAULA	ANDERSON,A	
Lamar University	11/09/2021	71-54	W	DNP	DNP	10-3-9	4-3-0	1-4-1	8-6-0	15-5-0	DNP	15-6-2	DNP	16-5-1
Northern N.M.	11/12/2021	96-40	W	0-2-3	3-0-0	7-2-5	7-4-1	6-4-1	6-4-3	12-4-0	12-3-2	8-2-4	DNP	7-6-2
Prairie View	11/16/2021	88-71	W	DNP	3-0-1	17-8-12	1-0-0	DNP	1-6-1	30-7-0	DNP	13-7-3	1-4-1	19-9-2
at Houston	11/20/2021	60-89	L	DNP	11-2-1	16-3-2	2-2-1	0-0-0	0-1-0	0-4-1	0-0-0	14-2-2	7-5-7	6-3-1
Houston Baptist	11/23/2021	76-58	W	6-0-1	6-5-1	11-2-4	0-1-0	0-0-0	0-2-1	20-10-0	0-0-0	17-3-4	0-2-1	11-3-0
vs SFA	11/26/2021	66-71	L	DNP	15-3-1	17-5-2	0-3-0	DNP	0-0-0	2-1-0	DNP	18-2-1	4-3-2	5-8-5
vs La.-Monroe	11/27/2021	66-45	W	1-0-1	12-2-1	8-2-4	0-1-0	2-3-2	1-2-1	8-11-0	2-1-0	15-5-5	2-1-1	3-9-0
vs Texas Tech	11/28/2021	75-82	L	DNP	21-4-2	7-1-9	DNP	DNP	0-0-0	20-5-1	DNP	13-2-7	0-2-1	14-2-0
Grambling	11/30/2021	86-50	W	1-0-1	7-3-4	10-3-6	2-2-1	2-2-0	3-4-3	22-10-0	3-0-1	8-3-1	6-4-4	12-5-1
New Mexico St.	12/03/2021	77-58	W	DNP	22-6-2	17-2-3	0-0-0	DNP	3-2-1	8-7-4	0-0-0	15-8-4	9-1-2	3-2-1
at New Mexico St.	12/05/2021	73-66	W	DNP	9-3-1	24-4-5	DNP	DNP	0-1-0	17-6-0	DNP	1-4-0	6-6-6	16-12-2
at Arizona	12/12/2021	60-77	L	DNP	8-8-0	14-3-4	0-0-0	DNP	0-1-0	8-1-0	DNP	7-5-1	15-0-1	8-9-5
UTEP	12/19/2021	78-66	W	DNP	20-6-1	17-4-6	0-0-0	DNP	0-0-0	18-14-2	0-3-0	11-3-0	4-1-6	8-5-0
at Boise St.	12/31/2021	72-68	W	DNP	16-2-2	8-7-7	0-0-0	DNP	0-0-0	19-4-0	0-0-0	13-4-2	9-2-1	7-2-4
UNLV	01/03/2022	71-68	W	DNP	14-1-1	14-4-4	0-0-0	DNP	0-1-1	17-15-2	0-0-0	15-5-4	7-7-0	4-4-0
at Utah St.	01/06/2022	98-83	W	1-0-0	24-3-4	13-8-14	4-3-0	2-0-0	0-0-0	6-6-0	2-0-0	27-5-5	2-3-1	14-7-1
San Diego St.	01/09/2022	75-72	W	DNP	11-3-2	14-3-5	0-0-0	DNP	0-1-1	17-9-0	DNP	17-2-5	4-7-0	12-10-2

Opponent	Date	Score	33	34	
			CUMBER,VIA	PARKINSON,	
Lamar University	11/09/2021	71-54	W	2-4-0	0-0-1
Northern N.M.	11/12/2021	96-40	W	17-4-1	11-11-1
Prairie View	11/16/2021	88-71	W	3-2-0	DNP
at Houston	11/20/2021	60-89	L	4-2-1	0-0-0
Houston Baptist	11/23/2021	76-58	W	3-4-0	2-0-1
vs SFA	11/26/2021	66-71	L	5-3-1	DNP
vs La.-Monroe	11/27/2021	66-45	W	10-0-0	2-1-0
vs Texas Tech	11/28/2021	75-82	L	0-0-0	DNP
Grambling	11/30/2021	86-50	W	6-1-0	4-6-0
New Mexico St.	12/03/2021	77-58	W	0-1-1	DNP
at New Mexico St.	12/05/2021	73-66	W	0-0-0	DNP
at Arizona	12/12/2021	60-77	L	0-0-0	DNP
UTEP	12/19/2021	78-66	W	DNP	DNP
at Boise St.	12/31/2021	72-68	W	0-1-0	DNP
UNLV	01/03/2022	71-68	W	DNP	DNP
at Utah St.	01/06/2022	98-83	W	3-0-0	0-2-0
San Diego St.	01/09/2022	75-72	W	DNP	DNP



## ***NEW MEXICO GAME HIGHS***

<b>POINTS</b>	98	at Utah St. (01/06/2022)
	96	Northern N.M. (11/12/2021)
	88	Prairie View (11/16/2021)
	86	Grambling (11/30/2021)
	78	UTEP (12/19/2021)
<b>FIELD GOALS MADE</b>	35	Grambling (11/30/2021)
	35	Northern N.M. (11/12/2021)
<b>FIELD GOAL ATTEMPTS</b>	73	at Utah St. (01/06/2022)
	70	Northern N.M. (11/12/2021)
<b>FIELD GOAL PERCENTAGE</b>	.533 (32-60)	UTEP (12/19/2021)
	.530 (35-66)	Grambling (11/30/2021)
<b>3 PT FG MADE</b>	21	at Utah St. (01/06/2022)
	13	New Mexico St. (12/03/2021)
<b>3 PT FG ATTEMPTS</b>	42	at Utah St. (01/06/2022)
	33	vs La.-Monroe (N) (11/27/2021)
<b>3 PT FG PERCENTAGE</b>	.542 (13-24)	New Mexico St. (12/03/2021)
	.500 (21-42)	at Utah St. (01/06/2022)
<b>FREE THROWS MADE</b>	16	San Diego St. (01/09/2022)
	16	Northern N.M. (11/12/2021)
<b>FREE THROW ATTEMPTS</b>	25	Northern N.M. (11/12/2021)
	24	Prairie View (11/16/2021)
<b>FREE THROW PERCENTAGE</b>	1.000 (6-6)	Houston Baptist (11/23/2021)
	.933 (14-15)	vs Texas Tech (N) (11/28/2021)
<b>REBOUNDS</b>	54	Northern N.M. (11/12/2021)
	48	Grambling (11/30/2021)
<b>ASSISTS</b>	25	at Utah St. (01/06/2022)
	23	Northern N.M. (11/12/2021)
<b>STEALS</b>	15	Houston Baptist (11/23/2021)
	15	Northern N.M. (11/12/2021)
<b>BLOCKED SHOTS</b>	11	Houston Baptist (11/23/2021)
	8	at Utah St. (01/06/2022)
<b>TURNOVERS</b>	34	at Houston (11/20/2021)
	28	vs SFA (N) (11/26/2021)
<b>FOULS</b>	23	vs SFA (N) (11/26/2021)
	20	Lamar University (11/09/2021)

**NEW MEXICO INDIVIDUAL GAME HIGHS**

<b>POINTS</b>	30		Shaiquel McGruder vs Prairie View (11/16/2021)
	27		Jaedyn De La Cerda at Utah St. (01/06/2022)
	24		LaTascya Duff at Utah St. (01/06/2022)
	24		LaTora Duff at New Mexico St. (12/05/2021)
	22		LaTascya Duff vs New Mexico St. (12/03/2021)
	22		Shaiquel McGruder vs Grambling (11/30/2021)
<b>FIELD GOALS MADE</b>	13		Shaiquel McGruder vs Prairie View (11/16/2021)
	11		Shaiquel McGruder vs Grambling (11/30/2021)
<b>FIELD GOAL ATTEMPTS</b>	19		Jaedyn De La Cerda vs Lamar University (11/09/2021)
	18		Shaiquel McGruder vs Prairie View (11/16/2021)
<b>FIELD GOAL PERCENTAGE (min 5 made)</b>	1.000	(7-7)	Shaiquel McGruder vs Lamar University (11/09/2021)
	.875	(7-8)	Paula Reus at Arizona (12/12/2021)
<b>3 PT FG MADE</b>	7		LaTascya Duff at Utah St. (01/06/2022)
	7		Jaedyn De La Cerda at Utah St. (01/06/2022)
<b>3 PT FG ATTEMPTS</b>	11		Jaedyn De La Cerda at Utah St. (01/06/2022)
	10		LaTascya Duff at Utah St. (01/06/2022)
	10		LaTora Duff at Arizona (12/12/2021)
<b>3 PT FG PERCENTAGE (min 2 made)</b>	1.000	(4-4)	LaTascya Duff at Boise St. (12/31/2021)
	1.000	(2-2)	Rebeka Renczes vs Houston Baptist (11/23/2021)
<b>FREE THROWS MADE</b>	8		LaTora Duff vs SFA (N) (11/26/2021)
	7		LaTora Duff vs UNLV (01/03/2022)
<b>FREE THROW ATTEMPTS</b>	9		LaTora Duff vs SFA (N) (11/26/2021)
	7		LaTascya Duff vs San Diego St. (01/09/2022)
	7		LaTora Duff vs UNLV (01/03/2022)
<b>FREE THROW PERCENTAGE (min 3 made)</b>	1.000	(7-7)	LaTora Duff vs UNLV (01/03/2022)
	1.000	(6-6)	Antonia Anderson at Arizona (12/12/2021)
	1.000	(5-5)	Antonia Anderson vs Lamar University (11/09/2021)
	1.000	(4-4)	Shaiquel McGruder vs Texas Tech (N) (11/28/2021)
	1.000	(4-4)	LaTascya Duff vs Texas Tech (N) (11/28/2021)
	1.000	(4-4)	Shaiquel McGruder vs Prairie View (11/16/2021)
	1.000	(3-3)	Shaiquel McGruder vs UNLV (01/03/2022)
	1.000	(3-3)	LaTascya Duff vs UNLV (01/03/2022)
1.000	(3-3)	LaTascya Duff at Houston (11/20/2021)	
<b>REBOUNDS</b>	15		Shaiquel McGruder vs UNLV (01/03/2022)
	14		Shaiquel McGruder vs UTEP (12/19/2021)
<b>ASSISTS</b>	14		LaTora Duff at Utah St. (01/06/2022)
	12		LaTora Duff vs Prairie View (11/16/2021)
<b>STEALS</b>	5		Antonia Anderson at Boise St. (12/31/2021)
	4		Paula Reus vs UTEP (12/19/2021)
	4		LaTora Duff vs Houston Baptist (11/23/2021)
	4		Shaiquel McGruder vs Prairie View (11/16/2021)
<b>BLOCKED SHOTS</b>	5		Antonia Anderson at Utah St. (01/06/2022)
	5		Shaiquel McGruder vs UTEP (12/19/2021)
	5		Antonia Anderson vs Houston Baptist (11/23/2021)
<b>TURNOVERS</b>	9		LaTora Duff vs UTEP (12/19/2021)
	8		Jaedyn De La Cerda at Houston (11/20/2021)
	8		LaTora Duff at Houston (11/20/2021)
<b>FOULS</b>	4		Shaiquel McGruder vs San Diego St. (01/09/2022)
	4		Antonia Anderson at Boise St. (12/31/2021)
	4		LaTora Duff vs UTEP (12/19/2021)
	4		Jaedyn De La Cerda vs SFA (N) (11/26/2021)
	4		Antonia Anderson vs SFA (N) (11/26/2021)
	4		Paula Reus vs SFA (N) (11/26/2021)
	4		Kath van Bennekom vs Lamar University (11/09/2021)
	4		Shaiquel McGruder vs Lamar University (11/09/2021)

## NEW MEXICO LEADERBOARD

### Points

##	Player	G	Pts	Pts/G
13	McGruder, Shaiquel	17	239	14.1
23	De La Cerda, Jaedyn	17	227	13.4
5	Duff, LaTora	17	224	13.2
4	Duff, LaTascya	16	202	12.6
32	Anderson, Antonia	17	165	9.7
30	Reus, Paula	15	76	5.1
33	Cumber, Vianè	14	53	3.8
12	Augmon, Aniyah	17	22	1.3
10	van Bennekom, Kath	15	20	1.3
34	Parkinson, Nevaeh	7	19	2.7
21	Curtis, Mackenzie	10	19	1.9
11	Seren, Zeyno	7	13	1.9
1	Renczes, Rebeka	5	9	1.8

### Scoring Average

##	Player	G	Pts	Pts/G
13	McGruder, Shaiquel	17	239	14.1
23	De La Cerda, Jaedyn	17	227	13.4
5	Duff, LaTora	17	224	13.2
4	Duff, LaTascya	16	202	12.6
32	Anderson, Antonia	17	165	9.7
30	Reus, Paula	15	76	5.1
33	Cumber, Vianè	14	53	3.8
34	Parkinson, Nevaeh	7	19	2.7
21	Curtis, Mackenzie	10	19	1.9
11	Seren, Zeyno	7	13	1.9
1	Renczes, Rebeka	5	9	1.8
10	van Bennekom, Kath	15	20	1.3
12	Augmon, Aniyah	17	22	1.3

### Field Goal Percentage

##	Player	FG	Att	Pct
13	McGruder, Shaiquel	108	178	.607
32	Anderson, Antonia	63	133	.474
4	Duff, LaTascya	63	134	.470
34	Parkinson, Nevaeh	7	15	.467
10	van Bennekom, Kath	7	15	.467
12	Augmon, Aniyah	6	13	.462
5	Duff, LaTora	74	171	.433
33	Cumber, Vianè	20	49	.408
23	De La Cerda, Jaedyn	83	208	.399
30	Reus, Paula	30	79	.380
11	Seren, Zeyno	3	11	.273
1	Renczes, Rebeka	2	8	.250
21	Curtis, Mackenzie	5	23	.217

### Field Goal Attempts

##	Player	G	Att	Att/G
23	De La Cerda, Jaedyn	17	208	12.2
13	McGruder, Shaiquel	17	178	10.5
5	Duff, LaTora	17	171	10.1
4	Duff, LaTascya	16	134	8.4
32	Anderson, Antonia	17	133	7.8

### Field Goals Made

##	Player	G	Made	Made/G
13	McGruder, Shaiquel	17	108	6.4
23	De La Cerda, Jaedyn	17	83	4.9
5	Duff, LaTora	17	74	4.4
4	Duff, LaTascya	16	63	3.9
32	Anderson, Antonia	17	63	3.7

## NEW MEXICO LEADERBOARD

### 3-Point FG Percentage

##	Player	3FG	Att	Pct
4	Duff, LaTascya	47	98	.480
23	De La Cerda, Jaedyn	41	101	.406
1	Renczes, Rebeka	2	5	.400
32	Anderson, Antonia	15	39	.385
5	Duff, LaTora	36	95	.379
10	van Bennekom, Kath	1	3	.333
33	Cumber, Vianè	11	35	.314
21	Curtis, Mackenzie	4	16	.250
12	Augmon, Aniyah	1	4	.250
30	Reus, Paula	5	21	.238
13	McGruder, Shaiquel	2	11	.182

### Free Throw Percentage

##	Player	Made	Att	Pct
33	Cumber, Vianè	2	2	1.000
5	Duff, LaTora	40	48	.833
21	Curtis, Mackenzie	5	6	.833
4	Duff, LaTascya	29	36	.806
30	Reus, Paula	11	14	.786
23	De La Cerda, Jaedyn	20	27	.741
13	McGruder, Shaiquel	21	32	.656
32	Anderson, Antonia	24	37	.649
11	Seren, Zeyno	7	11	.636
34	Parkinson, Nevaeh	5	8	.625
10	van Bennekom, Kath	5	8	.625
12	Augmon, Aniyah	9	15	.600
1	Renczes, Rebeka	3	6	.500

### Rebounds

##	Player	G	Reb	Reb/G
13	McGruder, Shaiquel	17	119	7.0
32	Anderson, Antonia	17	101	5.9
23	De La Cerda, Jaedyn	17	68	4.0
5	Duff, LaTora	17	64	3.8
4	Duff, LaTascya	16	51	3.2

### Rebounds Average

##	Player	G	Reb	Reb/G
13	McGruder, Shaiquel	17	119	7.0
32	Anderson, Antonia	17	101	5.9
23	De La Cerda, Jaedyn	17	68	4.0
5	Duff, LaTora	17	64	3.8
30	Reus, Paula	15	48	3.2

### 3-Point FG Attempts

##	Player	G	Att	Att/G
23	De La Cerda, Jaedyn	17	101	5.9
4	Duff, LaTascya	16	98	6.1
5	Duff, LaTora	17	95	5.6
32	Anderson, Antonia	17	39	2.3
33	Cumber, Vianè	14	35	2.5

### 3-Point FG Made

##	Player	G	Made	Made/G
4	Duff, LaTascya	16	47	2.9
23	De La Cerda, Jaedyn	17	41	2.4
5	Duff, LaTora	17	36	2.1
32	Anderson, Antonia	17	15	0.9
33	Cumber, Vianè	14	11	0.8

### Free Throw Attempts

##	Player	G	Att	Att/G
5	Duff, LaTora	17	48	2.8
32	Anderson, Antonia	17	37	2.2
4	Duff, LaTascya	16	36	2.3
13	McGruder, Shaiquel	17	32	1.9
23	De La Cerda, Jaedyn	17	27	1.6

### Free Throws Made

##	Player	G	Made	Made/G
5	Duff, LaTora	17	40	2.4
4	Duff, LaTascya	16	29	1.8
32	Anderson, Antonia	17	24	1.4
13	McGruder, Shaiquel	17	21	1.2
23	De La Cerda, Jaedyn	17	20	1.2

### Assists

##	Player	G	Ast	Ast/G
5	Duff, LaTora	17	101	5.9
23	De La Cerda, Jaedyn	17	50	2.9
30	Reus, Paula	15	34	2.3
32	Anderson, Antonia	17	27	1.6
4	Duff, LaTascya	16	24	1.5

### Steals

##	Player	G	Stl	Stl/G
13	McGruder, Shaiquel	17	31	1.8
32	Anderson, Antonia	17	27	1.6
5	Duff, LaTora	17	26	1.5
23	De La Cerda, Jaedyn	17	17	1.0
30	Reus, Paula	15	15	1.0







Game 13 | New Mexico vs. UTEP
Dec. 19, 2021 | Albuquerque, N.M.

Game 14 | New Mexico at Boise State
Dec. 31, 2021 | Boise, Idaho



Official Basketball Box Score - Final
UTEP at New Mexico
12/19/21 The Pit, Albuquerque
2021-22 Women's Basketball

Game Time: 6:00 PM
Game Duration: 1:41
Attendance: 4,458

Officials: Melissa Barlow, Chuck Gonzalez, Benny Lusa

Table with columns for NO., Name, Min, FG, 3P, FT, Rebounds, Fouls, TP, AS, TO, ST, Blocks, +/- and rows for 21 players and team totals.

Shooting By Period table showing FG%, 3PT%, FT% for 1st, 2nd, 3rd, 4th periods and GM FG%, 3PT%, FT%.

Dead Ball Rebounds: 2.0

Table with columns for NO., Name, Min, FG, 3P, FT, Rebounds, Fouls, TP, AS, TO, ST, Blocks, +/- and rows for 21 players and team totals.

Shooting By Period table showing FG%, 3PT%, FT% for 1st, 2nd, 3rd, 4th periods and GM FG%, 3PT%, FT%.

Dead Ball Rebounds: 1.0

Summary table for Game 13 including Biggest lead, Best Scoring Run, Lead Changes, Times Tied, Time with Lead, and Turnovers/Paint/Second Chance/Bench stats.



Official Basketball Box Score - Final
New Mexico at Boise St.
12/31/21 ExtraMile Arena, Boise
2021-22 Women's Basketball

Game Time: 2:00 PM
Game Duration: 1:40
Attendance: 603

Officials: Randy Campbell, Tyler Trimble, Laura Rahe

Table with columns for NO., Name, Min, FG, 3P, FT, Rebounds, Fouls, TP, AS, TO, ST, Blocks, +/- and rows for 21 players and team totals.

Shooting By Period table showing FG%, 3PT%, FT% for 1st, 2nd, 3rd, 4th periods and GM FG%, 3PT%, FT%.

Dead Ball Rebounds: 1.0

Table with columns for NO., Name, Min, FG, 3P, FT, Rebounds, Fouls, TP, AS, TO, ST, Blocks, +/- and rows for 21 players and team totals.

Shooting By Period table showing FG%, 3PT%, FT% for 1st, 2nd, 3rd, 4th periods and GM FG%, 3PT%, FT%.

Dead Ball Rebounds: 4.0

Summary table for Game 14 including Biggest lead, Best Scoring Run, Lead Changes, Times Tied, Time with Lead, and Turnovers/Paint/Second Chance/Bench stats.

Game 15 | New Mexico vs UNLV
Jan. 3, 2022 | Albuquerque, N.M.

Game 16 | New Mexico at Utah State
Jan. 6, 2022 | Logan, Utah



Official Basketball Box Score - Final
UNLV at New Mexico
01/03/22 The Pit, Albuquerque
2021-22 Women's Basketball

Game Time: 7:00 PM
Game Duration: 1:40
Attendance: 4,202

Officials: Lisa Jones, Tiffany Bird, Kyle Bacon

Table with columns for NO., Name, Min, FG, 3P, FT, Rebounds, Fouls, TP, AS, TO, ST, Blocks, +/- and rows for 21 players and team totals.

Shooting By Period table showing FG%, 3PT%, FT% for 1st, 2nd, 3rd, 4th periods and GM FG%, 3PT%, FT%.

Dead Ball Rebounds: 3.0

Table with columns for NO., Name, Min, FG, 3P, FT, Rebounds, Fouls, TP, AS, TO, ST, Blocks, +/- and rows for 21 players and team totals.

Shooting By Period table showing FG%, 3PT%, FT% for 1st, 2nd, 3rd, 4th periods and GM FG%, 3PT%, FT%.

Dead Ball Rebounds: 1.1

Summary table for Game 15 including Biggest lead, Best Scoring Run, Lead Changes, Times Tied, Time with Lead, and Turnovers/Paint/Second Chance/Bench stats.

Official Basketball Box Score - Final
New Mexico at Utah St.
01/06/22 De Glen Smith Spectrum, Logan, Utah
2021-22 Women's Basketball

Game Time: 6:00 PM
Game Duration: 1:40
Attendance: 318

Officials: Robert Strong, Julie Krommenhoek, Ken Nash

Table with columns for NO., Name, Min, FG, 3P, FT, Rebounds, Fouls, TP, AS, TO, ST, Blocks, +/- and rows for 21 players and team totals.

Shooting By Period table showing FG%, 3PT%, FT% for 1st, 2nd, 3rd, 4th periods and GM FG%, 3PT%, FT%.

Dead Ball Rebounds: 1.0

Table with columns for NO., Name, Min, FG, 3P, FT, Rebounds, Fouls, TP, AS, TO, ST, Blocks, +/- and rows for 21 players and team totals.

Shooting By Period table showing FG%, 3PT%, FT% for 1st, 2nd, 3rd, 4th periods and GM FG%, 3PT%, FT%.

Dead Ball Rebounds: 1.0

Summary table for Game 16 including Biggest lead, Best Scoring Run, Lead Changes, Times Tied, Time with Lead, and Turnovers/Paint/Second Chance/Bench stats.



**Game 17 | New Mexico vs. SDSU**  
Jan. 9, 2022 | Albuquerque, N.M.



Official Basketball Box Score - Final  
**San Diego St. at New Mexico**  
01/09/22 The Pit, Albuquerque  
2021-22 Women's Basketball

Game Time: 2:00 PM  
Game Duration: 1:46  
Attendance: 4,236

Officials: Michol Murray, Stacie Blow, Peter Contreras

San Diego St. - 72

Record: 7-8 (1-3)

NO.	Name	Min	FG			3P			FT			Rebounds			Fouls		TP	AS	TO	ST	Blocks		+/-													
			M-A	M-A	M-A	M-A	M-A	OR	DR	TOT	PF	FD	OR	DR	TOT	BS					BA															
3	Mallory Adams	F 34:30	8-19	5-13	0-0	4	5	9	0	0	21	0	1	0	0	0	5																			
11	Kamaria Gipson	C 08:39	1-3	0-0	1-4	5	0	5	3	3	3	0	1	1	0	1	-12																			
1	Asia Avinger	G 34:26	4-14	0-3	2-4	1	6	7	4	6	10	9	2	0	0	1	8																			
2	Sophia Ramos	G 36:44	3-13	0-7	0-0	1	6	7	2	0	6	3	2	3	0	0	-7																			
12	Mercedes Staples	G 36:28	4-7	2-4	0-0	0	2	2	2	1	10	1	0	1	0	0	-6																			
23	Kim Villalobos	21:25	8-15	0-0	1-4	5	6	11	3	3	17	0	3	1	0	3	-8																			
0	Khylee-Jade Pepe	08:20	1-4	0-0	0-0	4	1	5	2	1	2	0	0	0	0	1	10																			
10	Isabela Hernandez	16:45	1-3	1-3	0-0	0	0	0	1	0	3	0	0	0	0	0	-7																			
13	Meghan Fiso	02:43	0-1	0-0	0-0	0	0	0	1	0	0	0	1	0	0	0	2																			
Team						4			3			7			0		1																			
<b>Totals</b>			30-79			8-30			4-12			24			29		53		18		14		72		13		11		6		0		6		-3	

Technical Fouls: NONE

Shooting By Period		
1 <sup>st</sup>	FG%	6-20 30.0%
3 <sup>PT</sup>	%	1-7 14.3%
FT%	%	1-4 25%
2 <sup>nd</sup>	FG%	7-16 43.8%
3 <sup>PT</sup>	%	3-6 50.0%
FT%	%	0-0 0%
3 <sup>rd</sup>	FG%	8-19 42.1%
3 <sup>PT</sup>	%	2-6 33.3%
FT%	%	2-4 50%
4 <sup>th</sup>	FG%	9-24 37.5%
3 <sup>PT</sup>	%	2-11 18.2%
FT%	%	1-4 25%
GM	FG%	30-79 38.0%
3 <sup>PT</sup>	%	8-30 26.7%
FT%	%	4-12 33.3%

Dead Ball Rebounds: 4, 0

New Mexico - 75

Record: 13-4 (4-0)

NO.	Name	Min	FG			3P			FT			Rebounds			Fouls		TP	AS	TO	ST	Blocks		+/-													
			M-A	M-A	M-A	M-A	M-A	OR	DR	TOT	PF	FD	OR	DR	TOT	BS					BA															
13	Shaiquel McGruder	F 35:22	7-11	0-0	3-4	5	4	9	4	4	17	0	2	2	2	0	-1																			
32	Antonia Anderson	F 23:26	5-8	0-0	2-2	1	9	10	3	3	12	2	3	1	2	0	7																			
4	LaTascya Duff	G 40:00	2-6	2-5	5-7	0	3	3	1	3	11	2	1	0	0	0	3																			
5	LaTora Duff	G 38:18	4-14	2-9	4-5	0	3	3	2	4	14	5	1	1	1	0	0																			
23	Jaedyn De La Cerda	G 37:05	6-12	4-7	1-1	0	2	2	3	2	17	5	1	0	0	0	1																			
3	Paula Reus	16:42	1-7	1-3	1-2	2	5	7	0	2	4	0	2	0	1	0	-1																			
12	Aniyah Augmon	04:37	0-1	0-1	0-0	0	1	1	0	0	0	1	1	0	0	0	5																			
10	Kath van Bennekorn	04:30	0-0	0-0	0-0	0	0	0	1	0	0	0	0	0	0	0	1																			
Team						0			2			2			0		0																			
<b>Totals</b>			25-59			9-25			16-21			8			29		37		14		18		75		15		11		4		6		0		3	

Technical Fouls: NONE

Shooting By Period		
1 <sup>st</sup>	FG%	6-19 31.6%
3 <sup>PT</sup>	%	2-10 20.0%
FT%	%	3-6 50%
2 <sup>nd</sup>	FG%	3-13 23.1%
3 <sup>PT</sup>	%	2-7 28.6%
FT%	%	4-5 80%
3 <sup>rd</sup>	FG%	8-14 57.1%
3 <sup>PT</sup>	%	2-4 50.0%
FT%	%	3-3 100%
4 <sup>th</sup>	FG%	8-13 61.5%
3 <sup>PT</sup>	%	3-4 75.0%
FT%	%	6-7 85.7%
GM	FG%	25-59 42.4%
3 <sup>PT</sup>	%	9-25 36.0%
FT%	%	16-21 76.2%

Dead Ball Rebounds: 2, 0

	SDSU	UNM	Points from	SDSU	UNM	Period by Period Scoring					
Biggest lead	7 (3 <sup>rd</sup> 9:06)	14 (4 <sup>th</sup> 5:33)	Turnovers	10	6	1st	2nd	3rd	4th	TOT	
Best Scoring Run	9 (3 <sup>rd</sup> 9:06)	9 (3 <sup>rd</sup> 5:06)	Paint	28	30	SDSU	14	17	20	21	72
Lead Changes	11		Second Chance	18	1	UNM	17	12	21	25	75
Times Tied	8		Fast Breaks	7	31						
Time with Lead	10:39	24:31	Bench	22	4						