

# NEW MEXICO LOBOS

## 2021-22 MEN'S BASKETBALL



### 2021-22 SCHEDULE/RESULTS

#### NOVEMBER

5	NM HIGHLANDS (ex)	W, 101-72
10	FAU	W, 99-92
13	at Colorado	L, 76-87
15	GRAMBLING STATE	W, 86-61
20	MONTANA STATE	W, 81-78
22	WESTERN NEW MEXICO	W, 88-63
25	vs. UAB ^	L, 73-86
26	vs. Towson ^	L, 58-73
30	at New Mexico State	W, 101-94

#### DECEMBER

6	NEW MEXICO STATE	L, 76-78 (ot)
9	DENVER	W, 87-67
12	UTEP	L, 69-77
19	SMU	L, 72-90
21	NORFOLK STATE	W, 68-54
28	#20 COLORADO STATE *	PPD

#### JANUARY

1	at Nevada *	L, 70-79
8	UTAH STATE *	L, 87-90 (ot)
11	at UNLV *	L, 56-85
15	SAN DIEGO STATE *	PPD
15	BOISE STATE *	L, 63-71
19	at #23 Colorado State *	L, 74-80
22	at Wyoming *	L, 91-93
25	FRESNO STATE *	L, 60-65
28	SAN JOSE STATE *	MW Network 7:00
31	at San Diego State *	FS1 8:00

#### FEBRUARY

5	at Air Force *	CBSSN 6:00
15	WYOMING *	Stadium 7:00
19	at San José State *	Stadium 2:00
22	at Utah State *	FS1 8:00
26	AIR FORCE *	Stadium 2:00

#### MARCH

1	at Fresno State *	FS1 9:00
5	UNLV *	FS1 9:00
9-12	at Mountain West Tournament %	

All times Mountain and subject to change

^ Continental Tires Las Vegas Invitational (Las Vegas, NV)




% Las Vegas, NV

### COMMUNICATIONS

#### Steve Kirkland - Men's Basketball Contact

(434) 825-5241 cell  
kirkland@unm.edu email  
@skirkland14

### GAME #21 | JAN. 28, 2022 | THE PIT | ALBUQUERQUE, NM

	<b>NEW MEXICO LOBOS</b> 7-13   0-7 MW	<b>RICHARD PITINO</b> Providence '05 <b>Overall: 166-150</b> <b>School: 7-13</b> 1st	 <b>96.3 NEWS RADIO KKB</b>
	<b>SAN JOSÉ STATE SPARTANS</b> 7-11   0-6 MW	<b>TIM MILES</b> University of Mary '89 <b>Overall: 406-355</b> <b>School: 7-11</b> 1st	<b>MOUNTAIN WEST NETWORK LOBO RADIO NETWORK</b> Play by Play: Robert Portnoy Analyst: Hunter Greene

GOLOBOS.COM

  @UNMLOBOMB

#GOLOBOS

### LOBOS HOST SAN JOSÉ STATE TO CONCLUDE HOMESTAND

- New Mexico conclude a two-game homestand by hosting San José State
- The Lobos are looking for their first conference victory of the season
- Six of New Mexico's seven conference losses have been by single-digits (Last season just three of 15 MW regular season losses were by single digits)

### SERIES HISTORY

- New Mexico leads the all-time series 17-4
- UNM leads 10-1 in Albuquerque (including 9-1 at The Pit)
- The teams split two meetings last season, played in St. George, Utah
- The Lobos have won the last three at The Pit, most recently in 2020

### LOBOS FROM DEEP

- In Mountain West play, the Lobos lead the conference by making 10.3 3-pointers per game and are third in the league at 37.3 percent from deep in Mountain West games
- The Lobos have made at least 10 3-pointers in four of their seven Mountain West games after reaching that mark just twice in 13 non-conference games
- New Mexico made double-digit threes in three straight games (Boise State, at Colorado State, at Wyoming) for the first time since 2018-19
- UNM has shot at least 40 percent from deep in eight games this season (only twice last season)
- Against Utah State on Jan. 8, UNM shot 17-of-34 from 3-point range, T-5th most threes in a game in program history
- Last season Makuach Maluach led the Lobos with 24 3-pointers, but four Lobos have already eclipsed that mark this season (Jenkins-41, Mashburn-34, Johnson-34, House-27)

### LOBOS VS. SPARTANS

Overall:	17-4
Home:	10-1 (9-1 The Pit)
Streak:	L1
Last Game:	L, 71-83 <sup>N</sup> (1/23/21 <sup>MW</sup> )
Last Home:	W, 86-59 (1/21/20)

### POSSIBLE STARTERS

No.	Pos.	Name	Yr.	Ht. / Wt.	PPG	RPG	Of Note
5	G	Jamal Mashburn, Jr.	So.	6-2 / 185	17.8	2.6	Career-high 29 points vs. Utah State
10	G	Jaalen House	Jr.	6-0 / 165	16.3	3.2	Two 30-point games this season
13	G	Javontè Johnson	So.	6-6 / 200	8.9	4.7	Career-high 23 pts (7-9 3FG) vs Utah State
21	F	Jay Allen-Tovar	Jr.	6-9 / 220	7.4	4.8	Career-high 25 pts (10-14 FG) at Wyoming
3	C	Sebastian Forsling	Fr.	7-0 / 250	2.1	2.1	Career-high seven points vs. Denver

### KEY RESERVES

No.	Pos.	Name	Yr.	Ht. / Wt.	PPG	RPG	Of Note
0	G	K.J. Jenkins	R-Jr.	6-2 / 175	10.4	2.3	Career-high 26 points at UNLV
1	G	Saquan Singleton	Sr.	6-6 / 190	5.6	4.0	14 pts (6-7 FG) at Nevada
24	G	Taryn Todd	R-So.	6-5 / 180	5.3	2.7	16 points and four blocks vs. Grambling
20	G	Clay Patterson	R-Sr.	6-1 / 190	5.0	0.0	Career-high five points vs. Western NM
30	G	Jeremiah Francis III	Jr.	6-1 / 200	1.8	0.6	Career-high 19p vs. Fresno St in '21 MWT
34	F	Birima Seck	Fr.	6-11 / 200	0.4	2.5	Shot 70% FG in final high school season
33	F	Jordan Arroyo	Sr.	6-7 / 225	0.0	1.2	Three career starts

## HEAD COACH RICHARD PITINO



### 1st Season at New Mexico

#### COACHING RECORD

Year	School	Overall	Conf.
2013	FIU	18-14	11-9
2014	Minnesota	25-13	8-10
2015	Minnesota	18-15	6-12
2016	Minnesota	8-23	2-16
2017	Minnesota	24-10	11-7
2018	Minnesota	15-17	4-14
2019	Minnesota	22-14	9-11
2020	Minnesota	15-16	8-12
2021	Minnesota	14-15	6-14
2022	New Mexico	7-13	0-7
<b>TOTALS</b>		<b>166-150</b>	<b>65-112</b>

#### NOTABLE

- Led Minnesota to the 2014 NIT Championship
- Led Minnesota to two NCAA Tournament appearances
- 2017 Big Ten Coach of the Year
- 2017 NABC District 7 Coach of the Year
- 18 wins over ranked teams in eight seasons at Minnesota
- Led FIU to 10-win improvement and first winning seasons in 12 years in 2012-13 in first season as a head coach
- Five NCAA appearances in seven years as an assistant coach
- While on his father's staff at Louisville, the Cardinals reached the 2012 Final Four, the Elite Eight in 2008 and 2009 and won two Big East Championships
- While on Billy Donovan's staff at Florida, the Gators reached the Elite Eight in 2011 and won one SEC Regular Season Title
- He and father, Rick (Iona), are the only father-son duo to be current Division I head coaches

#### LAST TIME OUT

- The Lobos suffered a 65-60 loss to Fresno State on Tuesday night at The Pit
- UNM trailed by 17 points early in the second half before closing to within two points late in the second half
- Jaalen House led the Lobos with 19 points and five assists

#### FIVE FOR 20

- The Lobos have five players (Allen-Tovar, House, Jenkins, Johnson, Mashburn) that have posted a 20-point game in Mountain West play this season
- No other team in the conference has more than three players that have reached the 20-point mark in Mountain West play this season

#### MOVING ON UP!

- The Lobos enter the game ranked a season-high No.165 in KenPom, up 122 spots from their preseason rank of No. 287
- New Mexico is one of seven teams nationally to have improved over 100 spots in KenPom from the start of the season
- In the NET, the Lobos are No. 160 after finishing last season at No. 303 in the NET

#### TOP KENPOM MOVERS UP

Towson	+160	(87/247)
Middle Tenn.	+131	(141/272)
South Alabama	+128	(139/267)
Wyoming	+126	(57/183)
<b>New Mexico</b>	<b>+122</b>	<b>(165/287)</b>
Monmouth	+117	(116/233)
Utah Valley	+105	(117/222)

#### WIN TOTAL ECLIPSED

- The Lobos have already eclipsed last year's win total of six
- Richard Pitino has eclipsed the previous year's win total in his first season at each school of his career (FIU, Minnesota, New Mexico)
- At FIU, he led a 10-win improvement in his first season as a head coach
- At Minnesota, he led a four-win improvement in his first season at the school

#### LIFE IN THE FAST LANE

- New Mexico ranks 25th in the nation in adjusted tempo per KenPom at 71.4 possessions per game
- UNM has had at least 70 possessions in 15 of 20 games this season
- The Lobos' have had at least 75 possessions in 10 games this season

#### MAKE IT 80s NIGHT

- 80 has been the magic number for the Lobos this season
- UNM is 6-2 this season when scoring at least 80 points (6-1 when scoring 80 in regulation) and 1-11 this season when scoring less than 80 points

#### BLOCK PARTY

- New Mexico is second in the Mountain West with 4.9 blocks per game
- Individually, Jay Allen-Tovar is fourth in the conference at 1.4 per game
- The school record for blocks/game for a season is 4.1, set in 2015-16

#### MISSING LOBOS

- UNM has had 25 man-games lost due to injury/illness this season (Kuac-14, Singleton-8, Jenkins-2, House-1)
- Emmanuel Kuac suffered a season-ending leg injury on Jan. 8 against Utah State
- The Lobos have missed at least one player due to injury in all but four games this season

## MEDIA SCHEDULE

JAN. 28 Friday	JAN. 29 Saturday	JAN. 30 Sunday	JAN. 31 Monday	FEB. 1 Tuesday	FEB. 2 Wednesday	FEB. 3 Thursday
GAMEDAY vs. San José St 7:00 pm			GAMEDAY at San Diego St 8:00 pm MT			LOBO TALK 7-8pm KOB Radio Live @ Revel



## RANKINGS

### ASSOCIATED PRESS (1/24)

1	Auburn (45)	18-1	1504
2	Gonzaga (15)	15-2	1475
3	Arizona (1)	16-1	1381
4	Baylor	17-2	1335
5	Kansas	16-2	1281
6	Purdue	16-3	1119
7	Houston	17-2	1116
	UCLA	13-2	1116
9	Duke	15-3	1017
10	Michigan State	15-3	979
11	Wisconsin	15-3	894
12	Kentucky	15-4	822
13	Texas Tech	15-4	766
14	Villanova	14-5	713
15	USC	16-2	711
16	Ohio State	12-4	584
17	Providence	16-2	542
18	Tennessee	13-5	419
19	LSU	15-4	399
20	UConn	13-4	284
21	Xavier	14-4	269
22	Marquette	14-6	177
23	Iowa State	14-5	167
24	Illinois	13-5	155
25	Davidson	16-2	132

Others receiving votes: BYU 120, Alabama 77, Texas 61, **Colorado State 57**, Florida State 50, Loyola Chicago 21, Oregon 19, Wake Forest 12, Murray State 10, Indiana 10, Iowa 8, TCU 6, Miami 4, Saint Mary's 3, **Boise State 3**, Florida 3, **Wyoming 2**, Seton Hall 1, Iona 1

### COACHES (1/24)

1	Gonzaga (18)	15-2	784
2	Auburn (13)	18-1	777
3	Arizona (1)	16-1	724
4	Baylor	17-2	690
5	Kansas	16-2	667
6	Purdue	16-3	589
7	Duke	15-3	567
8	UCLA	13-2	551
9	Houston	17-2	538
10	Michigan State	15-3	501
11	Wisconsin	15-3	466
12	Villanova	14-5	423
13	Kentucky	15-4	400
14	Texas Tech	15-4	396
15	USC	16-2	333
16	Ohio State	12-4	311
17	Providence	16-2	293
18	LSU	15-4	171
19	UConn	13-4	165
20	Tennessee	13-5	154
21	Illinois	13-5	139
22	<b>Colorado State</b>	<b>15-1</b>	<b>126</b>
23	Xavier	14-4	107
24	Iowa State	14-5	99
25	Texas	14-5	73

Others receiving votes: Alabama 53, Marquette 44, BYU 36, Seton Hall 32, Davidson 30, Miami 22, Loyola Chicago 21, Oregon 18, Florida State 18, Indiana 17, **Boise State 14**, Texas A&M 12, TCU 10, Wake Forest 9, Iowa 8, Murray State 5, San Francisco 3, Saint Mary's 2, **Wyoming 1**, **UAB 1**

2021-22 Opponents in Bold

### MASHBURN'S 25 GAMES

- Jamal Mashburn, Jr. had four 25-point games in non-conference play, becoming the fifth Lobo in the last 40 years to post at least four 25-point games in a season in non-conference play
- His five 25-point games this season overall are the most by a Lobo since Elijah Brown had seven in 2016-17

### MASHBURN SHINES AS A STARTER

- Jamal Mashburn, Jr. leads the team in scoring at 17.8 points per game and has scored in double-figures in 19 of 20 games this season
- Since entering the Gophers' starting lineup late last season, Mashburn has averaged 16.2 points per game as a starter at both schools and has scored in double figures in 26 of those 28 games
- He was the first Lobo to score double figures in each of the first 10 games of the season since Kendall Williams in 2013-14
- Mashburn has eight 20-point games this season

### THAT'S HOW YOU MAKE AN ENTRANCE

- Jaelen House made a statement in his first game as a Lobo, scoring 30 points in the season opener vs. FAU on Nov. 10
- House's 30 points are tied for second most by a player in his first game for the Lobos
- He becomes the seventh Lobo in history to score 30 points in a season opener, the first to accomplish the feat since Lamont Long had 31 points in the 1997-98 season-opening win over USC
- House shot 10-19 from the floor, including 3-5 from deep, and was 7-10 from the line
- He drew 12 fouls in the game, the most by a Lobo in the three seasons that the NCAA has officially tracked the stat

### A HOUSE ON FIRE

- Jaelen House has already posted a pair of 30-point games this season
- He is the first Lobo to have multiple 30-point games in the non-conference portion of the schedule since Elijah Brown in 2015-16

### KJ THE SUPER SUB

- KJ Jenkins is averaging 10.4 points per game this season
- He is the only player in the Mountain West this season to score at least 125 points without making a start
- His 188 points this season are 5th most in Lobo history for a player who hasn't started a single game
- Jenkins has three 20-point games off the bench (leads the Mountain West)
- His 26-point game at UNLV was the most points by a Lobo off the bench since Elijah Brown scored 33 off the bench at San Jose State in 2016

### JAVONTE EN FUEGO

- Sophomore wing Javonte Johnson leads the Lobos in 3-point percentage (.493) this season
- He is shooting 50.0 percent (14-28) from deep in Mountain West play
- Against Utah State on Jan. 8, he made 7-of-9 3-pointers, the most threes in a game by a Lobo since 2018-19 (Anthony Mathis vs. Colorado) and the most made in a conference game this year

### 25-PT GAMES - NON-CONF (LAST 40 YR)

7	Ruben Douglas (2002-03)
5	Lamont Long (1998-99)
4	<b>Jamal Mashburn, Jr. (2021-22)</b>
4	Hunter Greene (1987-88)
4	Kelvin Scarborough (1986-87)

### MOST PTS IN UNM DEBUT

35	Vladimir McCrary vs. UTA, 11/23/90
30	<b>Jaelen House vs. FAU, 11/10/21</b>
30	Canonchet Neves vs. NM Highlands 12/1/92
30	Steve Logan vs. Idaho St, 11/22/91

### MOST PTS IN SEASON OPENER

35	Vladimir McCrary vs. UTA, 11/23/90
31	Lamont Long vs. USC, 11/11/97
31	Ron Becker vs. CSUN, 12/1/69
30	<b>Jaelen House vs. FAU, 11/10/21</b>
30	Canonchet Neves vs. NM Highlands 12/1/92
30	Steve Logan vs. Idaho St, 11/22/91
30	Mel Daniels vs. Midwestern St, 12/1/65

### UNM MOST POINTS IN A SEASON WITH NO STARTS

307	Willie Banks	1988-89
272	Jimmy Rogers	1987-88
256	Royce Olney	1995-96
201	Royce Olney	1996-97
188	<b>KJ Jenkins</b>	<b>2021-22</b>

## QUICK FACTS

### THE UNIVERSITY OF NEW MEXICO

Location	Albuquerque, N.M.
Founded	1889 by Territorial Legislature
Enrollment	22,225
Nickname	Lobos
Colors	Cherry (PMS 200) & Silver (PMS 428)
Conference	Mountain West
National Affiliation	NCAA Division I

President	Dr. Garnett S. Stokes
Director of Athletics	Eddie Nuñez
Deputy A.D. for External	Dave Williams
Deputy A.D. for Internal/SWA	Janice Ruggiero
Faculty Representative	Karen Gaudreault, Ph.D
Facility	The Pit
Capacity	15,411
Age	Built in 1966 (Renovated in 2009-10)

## DOUBLE TIME

### DOUBLE-DOUBLES

	2021-22	CAREER	STREAK
Jay Allen-Tovar	1	1	-
Javonte Johnson	1	1	-
Saquan Singleton	-	3	-

### DOUBLE FIGURE POINTS

	2021-22	CAREER	STREAK
Jamal Mashburn, Jr.	19	31%	9
Jaelen House	13	20	4
Javonte Johnson	9	10	-
KJ Jenkins	9	9	-
Jay Allen-Tovar	6	6	2
Saquan Singleton	3	10	-
Taryn Todd	3	5%	-
Emmanuel Kuac	1	1	-
Jeremiah Francis III	-	8%	-

### DOUBLE FIGURE REBOUNDS

	2021-22	CAREER	STREAK
Jay Allen-Tovar	3	3	-
Javonte Johnson	1	1	-
Birima Seck	1	1	-
Saquan Singleton	-	2	-

## BIG TIME PERFORMANCES

### 20-POINT GAMES

	2021-22	CAREER	STREAK
Jamal Mashburn, Jr.	8	8	-
Jaelen House	5	7%	-
KJ Jenkins	3	3	-
Javonte Johnson	1	1	-
Jay Allen-Tovar	1	1	-

### 30-POINT GAMES

	2021-22	CAREER	STREAK
Jaelen House	2	2	-

### 10-ASSIST GAMES

	2021-22	CAREER	STREAK
Saquan Singleton	-	2	-

% Career totals include games at previous schools  
(NCAA Division I)

## COUNT IT ... AND THE FOUL!

### AND ONES...

	2021-22	CAREER <sup>A</sup>
Jaelen House	9	9
Jamal Mashburn, Jr.	6	6
Saquan Singleton	4	9
Javonte Johnson	3 (1)	5 (1)
Jay Allen-Tovar	3	3
Taryn Todd	2	2
KJ Jenkins	1 (1)	1 (1)
Sebastian Forsling	1	1
Jeremiah Francis III	-	2

\* made FG while fouled, followed by a made FT  
(#) four-point plays

<sup>A</sup> UNM career only

## SINGLETON RETURNS

- Senior guard Saquan Singleton, the Lobos' top returning scorer/rebounder/assist leader, returned to lineup on Nov. 25 against UAB after missing eight weeks when a heart abnormality was discovered in October upon returning from an illness
- Singleton was one of two Lobos to start every game last season, averaging 8.0 points and 4.5 rebounds per game, while leading the team with 75 assists
- At Nevada, he scored a season-high 14 points on 6-7 FGs, matching his conference career high
- He missed the last three games with a toe injury

## THREE CAPTAINS FOR 2021-22

- Three Lobos were voted tri-captains for the 2021-22 season: Saquan Singleton, Jamal Mashburn, Jr., and KJ Jenkins
- Singleton is the Lobos' top-returning scorer and rebounder, while Mashburn and Jenkins are in their first season at UNM after transferring from Minnesota and Kilgore College, respectively

## HISTORIC OPENING NIGHT LINEUP

- In the season-opener against FAU, the Lobos started five newcomers in Jamal Mashburn, Jr., Jaelen House, Jay Allen-Tovar, Taryn Todd and Birima Seck
- It was the first time in school history that UNM's starting lineup in the season opener was comprised of five players who were not on the roster the year before

## PITINO IN YEAR ONE

- Richard Pitino is looking to continue a trend of successful first seasons at a school
- In his first season at FIU in 2012-13, the Panthers had a 10-win improvement from the previous year and their first winning season in 12 years
- In his first season at Minnesota in 2013-14, the Golden Gophers won the NIT and posted their first 25-win season in 17 years
- Pitino has already led the Lobos to more wins this season than the program had last year

## YOU CAN GO HOME AGAIN

- The season opener against FAU was UNM's first regular season game in The Pit since Feb. 29, 2020, a span of 621 days
- It was the longest gap between home games for New Mexico since a 727 day gap from February 5, 1920 to Feb. 1, 1922 when the Lobos didn't field a team during the 1921 season
- The Lobos did not play a single game in the state of New Mexico during the 2020-21 season due to the COVID-19 pandemic, playing 11 road games and 11 neutral site games
- New Mexico will play 18 regular season games this season at The Pit

## LOBOS SIGN THREE FOR 2022

- New Mexico signed three players to its 2022 recruiting class
- Guards Braden Appelhans (Blue Springs, Mo.) and Donovan Dent (Corona, Calif.) and forward Quinton Webb (San Bernardino, Calif.) will join the Lobos this summer
- All three players are three-star recruits by 247Sports and Rivals and ranked among the top 300 players in this year's class

## COVID SCHEDULE UPDATES

- The home game vs. Colorado State (Dec. 28) was postponed (not rescheduled yet)
- The home game vs. San Diego State (Jan. 15) was postponed (not rescheduled yet)
- The home game vs. Boise State was moved from Feb. 8 to Jan. 15 after SDSU game was postponed

## UP NEXT

- New Mexico concludes its January schedule with a visit to San Diego State on Monday
- The game will tipoff at 8:00 p.m. MT (7:00 p.m. PT) and air on FS1



## 2021-22 ROSTER

NO.	PLAYER	POS.	YR.	HT.	HOMETOWN	PPG	RPG	OTHER	MINUTES
0	KJ JENKINS	G	R-Jr.	6-2	Atlanta, Ga.	10.4	2.3	38% 3FG	21.1
	• Had 26 points at UNLV, most by a Lobo off the bench in six years (Jan. 11)								
1	SAQUAN SINGLETON (SAY-qwan)	G	Sr.	6-6	Bronx, N.Y.	5.6	4.0	1.6 apg	20.6
	• Matched a Mountain West career high with 14 points (6-7 FG) at Nevada (Jan. 1)								
2	SAFI FINO-A-LASELF (saw-FEE fee-NO-ah-la-SELF)	G	Jr.	5-11	Las Cruces, N.M.	-	-	-	-
	• Joined the team after walk-on tryouts in September								
3	SEBASTIAN FORSLING	C	Fr.	7-0	Floda, Sweden	2.1	2.1	-	13.9
	• Season-high seven points vs. Denver (Dec. 9)								
4	EMMANUEL KUAC (kwatch)	F	Jr.	6-7	Calgary, Alb.	4.2	4.3	1.5 bpg	17.8
	• Will miss the rest of the season after suffering a leg injury vs. Utah State (Jan. 8)								
5	JAMAL MASHBURN, JR.	G	So.	6-2	Miami, Fla.	17.8	2.6	2.2 apg	33.8
	• Five 25-point games this season								
10	JAELEN HOUSE	G	Jr.	6-0	Phoenix, Ariz.	16.3	3.2	4.8 apg	31.9
	• First Lobo since 2015-16 to have two 30-point games in non-conference play								
13	JAVONTÉ JOHNSON (juh-VAHN-tay)	G	So.	6-6	Colorado Springs, Colo.	8.9	4.7	49% 3FG	28.2
	• Career-high 23 points (7-9 3FG) vs. Utah State (Jan. 8)								
20	CLAY PATTERSON	G	R-Sr.	6-1	Rio Rancho, N.M.	5.0	0.0	-	6.0
	• Career-high five points vs. Western New Mexico (Nov. 22)								
21	JAY ALLEN-TOVAR (toe-VAR)	F	Jr.	6-9	San Jose, Calif.	7.4	4.8	1.4 bpg	21.9
	• Scored career-high 25 points (10-14 FG) at Wyoming (Jan. 22)								
24	TARYN TODD	G	R-So.	6-5	Vaughan, Ont.	5.3	2.7	1.0 spg	19.0
	• Career-high 16 points and four blocks vs. Grambling State (Nov. 15)								
30	JEREMIAH FRANCIS III	G	Jr.	6-1	Columbus, Ohio	1.8	0.6	1.6 apg	8.2
	• Career-high 19 points vs. Fresno State in '21 Mountain West Tournament								
33	JORDAN ARROYO	F	Sr.	6-7	Albuquerque, N.M.	0.0	1.2	-	7.8
	• Three career starts over his first three seasons								
34	BIRIMA SECK (bir-EE-ma)	F	Fr.	6-11	Dakar, Senegal	0.4	2.5	0.5 bpg	9.7
	• Shot 70% FG in final high school season								

Head Coach

Assistant Coach

Assistant Coach

Assistant Coach

Special Assistant to the Head Coach

Strength & Conditioning Coach

Video Coordinator

Administrative Assistant

Sports Medicine

Communications

Richard Pitino

Andy Hill

Isaac Chew

Eric Brown

Dan McHale

Matthew Flores

Robert Edwards

Peyton Stephens

Aaron Estes

Steve Kirkland

1st Season / Providence, 2005

1st Season / Eastern Washington, 2000

1st Season / Avila, 1999

1st Season / CSUN, 1998

3rd Season / Kentucky, 2001

1st Season / Arizona State, 2012

2nd Season / Nebraska, 2016

1st Season / Texas A&M, 2019

2nd Season / Alabama, 2020

1st Season / Penn State, 2001



## THE LAST TIME

### A NEW MEXICO PLAYER...

- **Scored 30 points:** Jaelen House (31) at New Mexico State (11/30/21)
- **Scored 35 points:** Ruben Douglas (39) vs. Utah (3/1/03)
- **Scored 40 points:** Ruben Douglas (43) at San Diego State (2/24/03)
- **Two players with 20 points:** Jay Allen-Tovar (25) and Jamal Mashburn, Jr. (22), at Wyoming (1/22/22)
- **Two players with 25 points:** Vance Jackson (25) & JaQuan Lyle (25) at San Jose State (1/1/20)
- **Three players with 20 points:** Corey Manigault (28), Zane Martin (23) & Vance Jackson (20) vs. Wyoming (2/8/20)
- **20-point game off the bench:** KJ Jenkins (26) at UNLV (1/11/22)
- **20-points in one half:** KJ Jenkins (21<sup>2</sup>) vs. Denver (12/9/21)
- **A player with back-to-back 30-point games:** Ruben Douglas (2/24/03-3/1/03)
- **One player scored in double figures:** at Air Force (2/24/21)
- **No players scored in double figures:** at Boise State (12/23/20)
- **Five players scored in double figures:** vs. Western New Mexico (11/22/21)
- **All five starters scored in double figures:** at UNLV (1/18/20)
- **Six players scored in double figures:** Wyoming (1/19/19)
- **Had 15 rebounds:** Carlton Bragg (17) vs. New Mexico State (12/14/19)
- **Had 20 rebounds:** Carlton Bragg (20) at Wyoming (3/9/19)
- **Two players with 10 rebounds:** Gethro Muscadin (11) & Jay Allen-Tovar (10) vs. Denver (12/6/21)
- **Double-Double:** Gethro Muscadin vs. Denver (12/9/21)
- **Two players had a double-double:** Makuach Maluach & Bayron Matos vs. LeTourneau (12/17/20)
- **Three players had a double-double:** Corey Manigault, Zane Martin & Vance Jackson (20) vs. Wyoming (2/8/20)
- **Double-Double with points and assists:** Saquan Singleton vs. San Jose State (1/23/21)
- **Four Double-Doubles in a row:** Joe Furstinger (12/19/17-12/30/17)
- **Triple-Double:** Luc Longley vs. Penn State (3/28/90) *NIT*
- **20 points and 20 rebounds:** Carlton Bragg (22/20) at Wyoming (3/9/19)
- **10 assists:** Saquan Singleton (13) at Air Force (2/22/21)
- **5 Blocked Shots:** Joe Furstinger (5) vs. Boise State (2/18/17)
- **5 Steals:** Jaelen House (8) vs. Grambling State (11/15/21)
- **Led UNM in Points, Rebounds and Assists:** Makuach Malauch at Fresno State (1/30/21)
- **Hit a last second shot to win a game (1.0 or later):** Anthony Mathis at CSUN (11/6/18), 3-pointer with 0.3 left to win 87-84
- **Played the entire game:** JaQuan Lyle vs. Utah State (2/29/20)
- **Played 40 or more minutes:** Jamal Mashburn, Jr. (42) vs. New Mexico State (12/6/21)

### NEW MEXICO TEAM...

- **Won in Overtime:** 95-86 vs. Fresno State (3/3/18)
- **Lost in Overtime:** 87-90 vs. Utah State (1/8/22)
- **Played Two Overtimes:** W, 97-73 (2ot) vs. UAB (11/21/13)
- **Played Three Overtimes:** W, 104-99 (3ot) vs. Fresno State (3/8/96) *WACT*
- **Shot 70 percent for a Half:** 73.3 (22-30)<sup>2</sup>, vs. Houston Baptist (12/22/19)
- **Shot 60 percent in a Game:** 64.1 (41-64) vs. Houston Baptist (12/22/19)
- **Shot less than 30 percent in a Game:** 26.8 (15-56) vs. Utah State (1/6/21)
- **Shot 90 percent from the free throw line:** 100.0 (14-14) vs. San Jose State (3/4/20) *MWT*
- **Shot 50 percent from 3-point line:** 52.6 (10-19) vs. Boise State (1/15/22)
- **Shot less than 30 percent in a half:** 28.0 (7-25)<sup>2</sup>, at UNLV (1/31/22)
- **Shot less than 20 percent in a half:** 19.2 (5-26)<sup>1</sup>, vs. Utah State (1/6/21)
- **Shot 55 percent or better and lost:** 59.6 (31-52) vs. New Mexico State (11/17/18)
- **Attempted 50 FTs:** 52 at UTEP (1/2/08)
- **Made 30 FTs:** 35 at New Mexico State (11/30/21)
- **Made 10 3-pt FGs:** 10, at Wyoming (1/22/22)
- **Failed to make a 3-pt FG:** vs. Washington State (12/25/15)
- **Had 50 rebounds:** 79, vs. LeTourneau (12/17/20)
- **Had 25 assists:** 26, vs. San Jose State (1/23/21)
- **Had 15 steals:** 17, vs. McNeese (11/16/19)
- **Had 10 blocks:** 10, vs. Western New Mexico (11/22/21)
- **Scored 50 pts in a half:** 57<sup>2</sup>, at Wyoming (1/22/22)
- **Scored 60 pts in a half:** 61<sup>2</sup>, vs. Houston Baptist (12/22/19)
- **Scored 100 pts (MW):** 108, at Colorado State (2/28/18)
- **Scored 100 pts (non-conf):** 101, at New Mexico State (11/30/21)
- **Scored under 20 pts in 1st half:** 19, at Fresno State (1/28/21)
- **Scored under 20 pts in 2nd half:** 18, at UNLV (1/18/21)
- **Scored under 50 pts in a game:** 46, at UNLV (1/18/21)
- **Never trailed:** vs. Norfolk State (12/21/21)

### AN OPPOSING PLAYER...

- **Scored 30 points:** Kendrick Davis (33), SMU (12/19/21)
- **Scored 35 points:** Bryce Hamilton (35), UNLV (1/18/20)
- **Scored 40 points:** Jordan Caroline (45), Nevada (1/7/17)
- **Two players with 20 points:** Souley Boum (26) & Keonte Kennedy (22), UTEP (12/12/21)
- **Two players with 25 points:** Graham Ike (29) & Hunter Maldonado (25), at Wyoming (1/22/22)
- **Three players with 20 points:** Louis Adams (31), Justin James (23) & Hayden Dalton (21), Wyoming (2/20/18)
- **20-point game off the bench:** Max Rice (22), Boise State (12/23/20)
- **One player scored in double figures:** Our Lady of the Lake (12/15/20)
- **No players scored in double figures:** ULM (12/13/14)
- **Five players scored in double figures:** at Colorado State (1/19/22)
- **All five starters scored in double figures:** Utah State (1/8/22)
- **Six players scored in double figures:** Utah State (1/8/22)
- **Had 15 rebounds:** Graham Ike (15), at Wyoming (1/22/22)
- **Had 20 rebounds:** Ryan Watkins (22), Boise State (1/21/14)
- **Two players with 10 rebounds:** Warren Washington (11) & Will Baker (11), at Nevada (1/1/22)
- **Double-Double:** Graham Ike, at Wyoming (1/22/22)
- **Two players had a double-double:** Warren Washington, Will Baker & Grant Sherfield, at Nevada (1/1/22)
- **Double-Double with points and assists:** Grant Sherfield, at Nevada (1/1/22)
- **Triple-Double:** Marvin Coleman, at UNLV (1/18/20)
- **10 assists:** Grant Sherfield (10), at Nevada (1/1/22)
- **5 Blocked Shots:** Neemias Queta (5), Utah State (1/6/21)
- **5 Steals:** Omari Moore (8), San Jose State (3/4/20)
- **Hit a last second shot to win a game (1.0 or later):** Nate Pryor, New Mexico State (12/6/21), layup as time expired in overtime to win 78-76

### OPPONENT TEAM...

- **Shot 70 percent for a Half:** 72.7 (16-22)<sup>2</sup>, at Wyoming (1/22/22)
- **Shot 60 percent in a Game:** 60.0 (36-60) at Boise State (12/23/20)
- **Shot less than 30 percent in a Game:** 27.8 (22-79), LeTourneau (12/17/20)
- **Shot 90 percent from the free throw line:** 90.9 (10-11), at Colorado State (1/15/20)
- **Shot 50 percent from 3-point line:** 53.8 (7-13), Fresno State (1/25/22)
- **Shot less than 30 percent in a half:** 22.6 (7-31)<sup>1</sup>, Norfolk State (12/21/21)
- **Shot less than 20 percent in a half:** 18.5 (5-27)<sup>1</sup>, at Fresno State (1/28/21)
- **Shot 55 percent or better and lost:** 57.8 (37-64) at Wyoming (2/20/18)
- **Attempted 50 FTs:** 50, New Mexico State (12/11/82)
- **Made 30 FTs:** 35, Utah State (3/14/19)
- **Made 10 3-pt FGs:** 13, Wyoming (2/17/21)
- **Failed to make a 3-pt FG:** New Mexico State (12/16/15)
- **Had 50 rebounds:** 52, Boise State (1/15/22)
- **Had 25 assists:** 27, at Colorado State (3/3/21)
- **Had 15 steals:** 15, UAB (11/25/21)
- **Had 10 blocks:** 10, Utah State (1/6/21)
- **Scored 50 pts in a half:** 52<sup>2</sup>, at Wyoming (1/22/22)
- **Scored 60 pts in a half:** 61<sup>2</sup>, at Wyoming (2/20/18)
- **Scored 100 pts (MW):** 105, at Colorado State (1/15/20)
- **Scored 100 pts (non-conf):** 100, at New Mexico State (12/4/18)
- **Scored under 20 pts in 1st half:** 19, at Fresno State (1/28/21)
- **Scored under 20 pts in 2nd half:** 19, New Mexico State (12/3/14)
- **Scored under 50 pts in a game:** 47, San Jose State (1/6/18)
- **Never trailed:** at UNLV (1/11/22)



# 2021-22 LOBO BASKETBALL



## NEW MEXICO NM HIGHLANDS

101  
72

GAME #0 - exhibition  
Nov. 5, 2021  
The Pit (7,182)  
Albuquerque, NM

NMHU	FG	3FG	FT	O-D-T	PF	TP	A	TO	BS	S	MP
4 Sanchius*	0-3	0-2	1-3	1-4-5	2	1	1	1	0	1	24
13 Adams*	4-8	0-0	0-0	2-1-3	4	8	1	2	0	0	16
0 Brown*	5-17	1-7	2-3	1-0-1	3	13	0	2	0	1	29
1 Carpenter*	1-7	1-4	0-0	1-2-3	3	3	2	1	0	1	24
55 Barnes-Thompkins*	7-15	5-9	3-4	0-4-4	2	22	4	4	0	1	26
5 Archuleta	3-5	2-3	0-0	0-2-2	2	8	1	0	0	1	10
10 Ilesleji	0-1	0-1	0-0	0-0-0	0	0	0	0	0	0	7
11 Christmas	1-6	0-2	1-2	0-3-3	0	3	2	0	0	1	14
21 Domina-Lovato	3-3	0-0	0-0	1-0-1	3	6	3	0	0	0	13
23 Johnson	2-4	0-0	0-0	2-4-6	0	4	2	3	0	0	18
33 Rodgers	2-3	0-1	0-0	1-2-3	0	4	1	1	2	0	10
35 Harrison	0-1	0-0	0-0	0-0-0	2	0	0	1	0	0	10
TEAM				0-2-2							
Totals	28-73	9-29	7-12	9-24-33	21	72	17	15	2	6	200
UNM	FG	3FG	FT	O-D-T	PF	TP	A	TO	BS	S	MP
21 Allen-Tovar*	7-9	1-3	2-2	0-2-2	1	17	0	0	3	0	21
34 Seck*	3-6	0-1	0-0	3-5-8	2	6	1	0	0	1	24
5 Mashburn*	4-7	1-3	2-3	0-2-2	0	11	0	0	0	1	18
10 House*	5-10	2-4	0-0	0-2-2	0	12	8	2	0	1	16
24 Todd*	2-4	0-0	2-2	2-2-4	1	6	1	0	2	0	17
0 Jenkins	6-14	2-7	4-4	0-5-5	2	18	3	2	0	1	20
3 Forsling	1-2	0-1	0-0	1-1-2	4	2	0	0	0	0	14
4 Kuac	4-9	0-5	0-0	2-4-6	2	8	0	3	0	0	15
13 Johnson	6-9	2-4	4-4	2-9-11	2	18	2	1	0	3	22
20 Patterson	0-2	0-2	0-0	0-0-0	0	0	0	0	0	0	3
30 Francis	1-4	0-0	1-3	0-2-2	1	3	5	4	0	0	22
33 Arroyo	0-1	0-0	0-0	1-2-3	0	0	1	0	0	0	7
TEAM				2-3-5							
Totals	39-77	8-30	15-18	13-39-52	15	101	21	12	5	7	200
	1st	2nd	Total		FG%	3FG%	FT%				
NM Highlands	33	39	72		38.4	31.0	58.3				
New Mexico	58	43	101		50.6	26.7	83.3				

Points in the Paint-NMHU 26, UNM 48; Points off Turnovers-NMHU 10, UNM 14  
2nd Chance Points-NMHU 8, UNM 17; Fast Break Points-NMHU 22, UNM 40  
Bench Points-NMHU 25, UNM 49; Score Tied-0 times. Lead changed-0 times.  
Largest lead-NMHU none, UNM by 36 2nd-3-40.  
NMHU led for 0:00, UNM led for 39:22, Game tied 0:38.  
Officials: Larry Spaulding, Brad Ferrie, Ryan McDaniel  
Technical: NMHU-Adams; UNM-Allen-Tovar

## NEW MEXICO FAU

99  
92

GAME #1  
Nov. 10, 2021  
The Pit (8,553)  
Albuquerque, NM

FAU (0-1)	FG	3FG	FT	O-D-T	PF	TP	A	TO	BS	S	MP
50 Goldin*	3-6	0-0	4-5	2-2-4	3	10	1	1	0	0	21
2 Winchester*	3-6	0-0	2-2	1-1-2	5	8	6	4	0	2	29
11 Forrest*	8-14	4-10	6-7	0-6-6	3	26	4	4	0	0	28
15 Martin*	2-9	1-5	0-1	1-5-6	2	5	0	3	0	1	23
20 Baruti*	5-9	2-5	3-3	3-6-9	4	15	1	0	0	0	26
1 Niang	6-8	0-0	2-2	2-1-3	2	14	0	0	0	1	19
3 Rosado	2-4	0-0	2-2	3-0-3	1	6	0	3	0	0	8
10 Davis	0-1	0-1	0-0	1-2-3	1	0	0	1	0	0	11
21 Ralat	1-2	1-2	0-0	1-0-1	3	3	4	0	0	0	17
23 Weatherspoon	2-6	0-3	1-1	0-1-1	0	5	0	1	0	0	17
35 Kuciti	0-0	0-0	0-0	0-0-0	0	0	0	0	0	0	1
TEAM				3-1-4							
Totals	32-65	8-26	20-23	17-25-42	24	92	16	17	0	4	200
UNM (1-0)	FG	3FG	FT	O-D-T	PF	TP	A	TO	BS	S	MP
21 Allen-Tovar*	7-14	3-8	1-1	3-5-8	1	18	0	2	3	0	33
34 Seck*	0-0	0-0	0-0	1-1-2	3	0	2	0	0	1	10
5 Mashburn*	6-16	2-5	0-0	0-2-2	1	14	3	0	0	1	34
10 House*	10-19	3-5	7-10	0-3-3	3	30	6	3	0	2	37
24 Todd*	0-1	0-0	2-2	0-1-1	1	2	2	0	0	0	18
0 Jenkins	4-6	2-3	0-0	1-2-3	1	10	0	1	0	1	25
3 Forsling	0-0	0-0	0-0	1-2-3	2	0	1	1	0	0	4
13 Johnson	2-2	1-1	2-4	0-2-2	3	7	0	1	0	0	17
35 Muscadin	6-8	1-1	5-6	0-2-2	5	18	1	2	2	2	22
TEAM				1-0-1							
Totals	35-66	12-23	17-23	7-18-25	20	99	15	10	5	7	200
	1st	2nd	Total		FG%	3FG%	FT%				
FAU	41	51	92		49.2	30.8	87.0				
New Mexico	43	56	99		53.0	52.2	73.9				

Points in the Paint-FAU 38, UNM 36; Points off Turnovers-FAU 12, UNM 24  
2nd Chance Points-FAU 19, UNM 15; Fast Break Points-FAU 10, UNM 19  
Bench Points-FAU 28, UNM 35; Score Tied-10 times. Lead changed-13 times.  
Largest lead-FAU by 5 2nd-13-39, UNM by 16 2nd-2-41.  
FAU led for 8:09, UNM led for 25:56, Game tied 5:55.  
Officials: David Hall, Verne Harris, Eric Curry  
Technical: UNM-Team (top warning)

## COLORADO NEW MEXICO

87  
76

GAME #2  
Nov. 13, 2021  
CU Events Center (7,115)  
Boulder, CO

UNM (1-1)	FG	3FG	FT	O-D-T	PF	TP	A	TO	BS	S	MP
21 Allen-Tovar*	1-5	0-3	1-2	1-1-2	2	3	1	1	1	0	20
35 Muscadin*	1-4	0-0	3-4	2-3-5	3	5	1	4	1	1	23
5 Mashburn*	8-16	1-6	3-4	1-4-5	1	20	1	4	0	0	35
10 House*	7-15	3-7	5-5	0-1-1	5	22	4	1	0	2	31
24 Todd*	4-6	0-0	4-5	0-0-0	5	12	0	0	0	7	20
0 Jenkins	0-6	0-4	0-0	0-0-0	1	0	0	1	0	1	16
3 Forsling	2-2	0-0	0-0	0-0-0	2	4	0	0	0	0	7
13 Johnson	3-5	2-3	2-2	0-3-3	3	10	0	1	0	1	23
33 Arroyo	0-2	0-0	0-0	2-0-2	0	0	0	0	0	0	6
34 Seck	0-1	0-0	0-0	1-5-6	5	0	0	1	0	0	20
TEAM				1-2-3							
Totals	26-62	6-23	18-22	8-19-27	27	76	7	13	2	12	200
CU (2-0)	FG	3FG	FT	O-D-T	PF	TP	A	TO	BS	S	MP
12 Walker*	4-10	0-4	9-12	2-8-10	3	17	0	2	1	1	29
21 Battey*	7-10	2-2	0-0	1-5-6	2	16	1	2	0	0	30
23 da Silva*	2-5	0-1	0-0	2-2-4	3	4	2	1	0	1	22
3 Barthelemy*	5-10	3-4	7-8	0-1-1	2	20	3	7	0	2	28
24 Parquet*	3-5	1-2	3-4	2-1-3	4	10	3	0	1	2	32
0 O'Brien	0-1	0-0	0-2	1-0-1	1	0	0	0	0	1	5
2 Simpson	2-5	1-2	1-3	2-6-8	2	6	3	2	0	0	18
32 Clifford	2-6	0-2	4-4	2-5-7	2	8	1	1	2	0	25
34 Lovring	3-5	0-0	0-0	0-1-1	2	6	1	3	0	0	10
TEAM				3-3-6							
Totals	28-57	7-17	24-33	15-32-47	21	87	14	18	4	7	200
	1st	2nd	Total		FG%	3FG%	FT%				
New Mexico	36	40	76		41.9	26.1	81.8				
Colorado	42	45	87		49.1	41.2	72.7				

Points in the Paint-UNM 32, CU 36; Points off Turnovers-UNM 18, CU 12  
2nd Chance Points-UNM 8, CU 13; Fast Break Points-UNM 14, CU 22  
Bench Points-UNM 14, CU 20; Score Tied-5 times. Lead changed-5 times.  
Largest lead-UNM by 4 1st-17-39, CU by 13 2nd-0-29.  
UNM led for 6:18, CU led for 28:45, Game tied 4:57.  
Officials: Mike Reed, Deidre Carr, Kelly Pfeiffer  
Technical: UNM-Todd; CU-Walker

## NEW MEXICO GRAMBLING ST

86  
61

GAME #3  
Nov. 15, 2021  
The Pit (8,010)  
Albuquerque, NM

GSU (0-3)	FG	3FG	FT	O-D-T	PF	TP	A	TO	BS	S	MP
32 Lamin*	1-2	0-0	1-2	2-7-9	2	3	2	0	2	1	29
11 Christin*	5-14	2-6	2-2	2-3-5	3	14	1	3	1	0	29
3 Kingsby*	7-14	1-1	5-6	0-2-2	4	20	3	4	0	0	35
10 Cowart*	1-5	0-0	0-1	0-2-2	1	2	2	4	0	2	24
14 Taylor*	3-7	1-2	1-2	3-4-7	3	8	0	3	2	1	21
2 Munford*	0-1	0-0	0-0	0-0-0	1	0	0	1	0	0	5
5 Moton*	1-10	0-2	1-2	1-5-6	3	3	4	6	0	1	23
22 Moss	4-9	1-1	2-2	2-3-5	3	11	1	1	0	2	30
23 Murrell	0-0	0-0	0-0	0-1-1	0	0	0	0	0	0	5
TEAM				4-2-6							
Totals	22-62	5-12	12-17	14-29-43	20	61	13	23	5	7	200
UNM (2-1)	FG	3FG	FT	O-D-T	PF	TP	A	TO	BS	S	MP
34 Seck*	0-1	0-0	0-0	0-2-2	1	0	2	0	1	0	11
3 Forsling*	0-0	0-0	0-0	0-0-0	0	0	0	0	0	0	3
5 Mashburn*	7-14	2-5	2-2	1-4-5	4	18	2	3	1	0	34
10 House*	7-16	1-8	3-5	0-2-2	3	18	7	5	1	8	38
24 Todd*	6-12	2-4	2-2	1-2-3	1	16	1	1	4	1	33
0 Jenkins	2-5	2-4	0-0	0-1-1	4	6	0	0	0	0	10
13 Johnson	5-6	3-4	3-4	1-9-10	0	16	1	2	0	0	29
21 Allen-Tovar	0-2	0-2	0-0	0-2-2	2	0	1	0	1	2	13
30 Francis	0-1	0-1	0-0	0-0-0	0	0	0	1	0	0	5
35 Muscadin	4-11	0-0	4-4	3-5-8	1	12	0	0	1	0	24
TEAM				4-0-4							
Totals	31-68	10-28	14-17	10-27-37	16	86	14	12	9	11	200
	1st	2nd	Total		FG%	3FG%	FT%				
Grambling State	33	28	61		35.5	41.7	70.6				
New Mexico	37	49	86		45.6	35.7	82.4				

Points in the Paint-GSU 28, UNM 34; Points off Turnovers-GSU 15, UNM 29  
2nd Chance Points-GSU 9, UNM 11; Fast Break Points-GSU 10, UNM 18  
Bench Points-GSU 14, UNM 34; Score Tied-4 times. Lead changed-1 time.  
Largest lead-GSU by 6 1st-14-37, UNM by 25 2nd-0-45.  
GSU led for 6:49, UNM led for 30:56, Game tied 2:15.  
Officials: Randy McCall, Tommy Nunez, Ruben Ramos  
Technical: GSU-Taylor

## NEW MEXICO MONTANA ST

81  
78

GAME #4



# 2021-22 LOBO BASKETBALL



## UAB NEW MEXICO

86  
73

GAME #6  
Nov. 25, 2021  
Orleans Arena (452)  
Las Vegas, NV

UAB (5-1)	FG	3FG	FT	O-D-T	PF	TP	A	TO	BS	S	MP
5 Buffen*	3-4	0-0	2-2	2-4-6	4	8	2	2	2	1	20
55 Jemison*	3-5	0-0	5-6	6-6-12	3	11	0	2	2	2	21
3 Lovan*	5-7	0-0	2-3	2-2-4	3	12	0	1	1	2	23
10 Walker*	9-19	4-9	4-4	0-3-3	1	26	6	8	0	2	35
13 Jackson*	2-7	0-1	0-0	0-2-2	2	4	3	0	0	3	23
0 Lucure	0-1	0-1	0-0	0-0-0	0	0	0	2	0	2	3
2 Ertel	3-10	1-6	0-0	0-0-0	1	7	3	0	0	1	21
4 Brown	2-4	2-4	0-0	2-0-2	0	6	0	0	0	0	18
11 Johnson	2-4	2-4	0-0	0-3-3	2	6	0	1	0	2	16
23 LeBlanc	1-2	0-0	0-0	2-2-4	5	2	0	2	1	0	11
25 Gordon	2-2	0-0	0-0	2-2-4	2	4	0	1	0	0	8
TEAM				0-1-1							
Totals	32-65	9-25	13-15	16-25-41	23	86	14	19	6	15	200
UNM (4-2)	FG	3FG	FT	O-D-T	PF	TP	A	TO	BS	S	MP
35 Muscadin*	1-6	0-0	2-4	0-4-4	3	4	2	2	1	2	26
5 Mashburn*	9-15	2-7	6-6	0-2-2	1	26	3	5	0	1	36
10 House*	4-15	2-6	2-3	1-4-5	3	12	5	7	0	0	36
13 Johnson*	5-6	3-3	0-0	0-2-2	4	13	1	2	0	0	33
24 Todd*	2-4	0-0	2-2	2-2-4	4	6	2	2	1	1	26
0 Jenkins	0-2	0-2	0-0	0-0-0	1	0	0	0	0	0	4
1 Singleton	2-3	1-1	3-9	2-1-3	0	8	1	1	0	2	18
21 Allen-Tovar	1-1	0-0	0-0	0-1-1	0	2	0	1	0	0	14
34 Seck	1-1	0-0	0-0	0-1-1	0	2	0	0	0	0	7
TEAM				4-1-5							
Totals	25-53	8-19	15-24	9-18-27	16	73	14	20	2	6	200
UAB	1st	2nd	Total	FG%	3FG%	FT%					
New Mexico	42	44	86	49.2	36.0	86.7					
	37	36	73	47.2	42.1	62.5					

Points in the Paint-UAB 34, UNM 28; Points off Turnovers-UAB 25, UNM 19  
2nd Chance Points-UAB 13, UNM 8; Fast Break Points-UAB 21, UNM 11  
Bench Points-UAB 25, UNM 12; Score Tied-11 times; Lead changed-12 times.  
Largest lead-UAB by 14 2nd-0:35, UNM by 2 2nd-8:35.  
UAB led for 31:40, UNM led for 3:10, Game tied 5:10.  
Officials: Shawn Lehigh, Thomas Sawyer, John Paul Guerrero  
Technical: none

## TOWSON NEW MEXICO

73  
58

GAME #7  
Nov. 26, 2021  
Orleans Arena (459)  
Las Vegas, NV

TOW (4-3)	FG	3FG	FT	O-D-T	PF	TP	A	TO	BS	S	MP
32 Thompson*	2-3	0-0	3-4	2-7-9	1	7	0	1	1	0	28
55 Holden*	4-9	1-2	7-9	3-7-10	3	16	2	2	1	2	38
1 Nolan*	6-18	2-9	1-5	2-2-4	2	15	5	3	0	3	38
10 Hicks*	0-2	0-1	0-0	0-8-8	2	0	3	0	0	1	34
25 Timberlake*	8-14	6-10	3-3	0-5-5	2	25	2	3	0	0	40
13 Paar	3-3	0-0	2-2	2-1-3	0	8	0	1	0	0	12
23 Jones	1-2	0-0	0-0	2-0-2	1	2	0	0	0	0	9
35 Bielek	0-0	0-0	0-0	0-1-1	2	0	0	1	0	0	2
TEAM				1-2-3							
Totals	24-51	9-22	16-23	12-33-45	13	73	12	13	2	6	200
UNM (4-3)	FG	3FG	FT	O-D-T	PF	TP	A	TO	BS	S	MP
35 Muscadin*	1-4	0-0	0-0	0-0-0	5	2	0	2	0	0	10
5 Mashburn*	9-18	4-8	4-4	0-3-3	0	26	1	1	0	1	39
10 House*	2-8	2-6	2-2	1-3-4	3	8	4	0	0	1	36
13 Johnson*	1-9	0-5	2-4	3-5-8	1	4	1	2	0	0	26
24 Todd*	5-12	2-5	2-3	3-1-4	3	14	1	1	2	1	31
1 Singleton	0-3	0-1	0-0	1-0-1	5	0	1	2	0	0	17
4 Kuac	0-0	0-0	0-0	1-0-1	0	0	0	0	0	0	4
21 Allen-Tovar	2-6	0-0	0-0	1-2-3	2	4	0	2	1	1	30
34 Seck	0-2	0-0	0-0	1-1-2	2	0	1	0	0	0	7
TEAM				1-4-5							
Totals	20-62	8-25	10-13	12-19-31	21	58	9	10	3	4	200
Towson	1st	2nd	Total	FG%	3FG%	FT%					
New Mexico	42	31	73	47.1	40.9	69.6					
	29	29	58	32.3	32.0	76.9					

Points in the Paint-TOW 26, UNM 22; Points off Turnovers-TOW 13, UNM 13  
2nd Chance Points-TOW 10, UNM 10; Fast Break Points-TOW 7, UNM 2  
Bench Points-TOW 10, UNM 4; Score Tied-0 times; Lead changed-0 times.  
Largest lead-TOW by 20 1st-8:49, UNM none.  
TOW led for 39:56, UNM led for 0:00, Game tied 0:04.  
Officials: Ruben Ramos, Thomas Sawyer, Tony Thomas  
Technical: none

## NEW MEXICO NEW MEXICO ST.

101  
94

GAME #8  
Nov. 30, 2021  
Pan American Center (6,208)  
Las Cruces, NM

UNM (5-3)	FG	3FG	FT	O-D-T	PF	TP	A	TO	BS	S	MP
35 Muscadin*	4-6	0-0	0-1	2-3-5	4	8	0	3	1	0	16
5 Mashburn*	6-13	2-4	5-6	0-1-1	2	19	3	1	0	0	28
10 House*	9-19	3-6	10-11	0-4-4	3	31	5	1	0	0	36
13 Johnson*	2-6	2-3	6-6	2-3-5	3	12	2	0	0	1	37
24 Todd*	0-3	0-1	8-10	2-2-4	3	8	3	0	0	2	17
1 Singleton	1-2	0-1	0-0	1-1-2	1	2	1	0	0	1	12
4 Kuac	2-2	0-0	2-4	0-3-3	3	6	0	2	2	0	23
21 Allen-Tovar	5-11	1-5	4-4	2-9-11	3	15	1	2	0	1	31
TEAM				1-3-4							
Totals	29-62	8-20	35-42	10-29-39	22	101	15	9	4	4	200
NMSU (5-2)	FG	3FG	FT	O-D-T	PF	TP	A	TO	BS	S	MP
2 Tillman*	1-3	0-0	1-4	1-1-2	5	3	0	2	0	0	27
13 McNair*	6-10	0-1	2-4	1-7-8	2	14	0	0	3	0	35
35 McCants*	2-2	0-0	0-0	0-2-2	5	4	0	0	0	0	13
0 Allen*	8-16	3-9	12-12	2-7-9	4	31	1	5	1	0	38
10 Rice*	5-8	2-11	9-11	1-3-4	4	21	8	2	0	2	38
1 Avery	3-4	1-2	1-2	1-1-2	3	8	0	0	0	0	15
3 Pryor	0-0	0-0	0-0	0-1-1	0	0	0	0	0	0	2
4 McKinney	1-3	0-2	0-0	0-0-0	2	2	0	0	0	0	4
15 Peake	1-2	1-2	0-0	0-0-0	3	3	0	0	0	0	9
23 Williams	2-3	2-3	2-2	0-1-1	1	8	1	0	0	0	14
42 Alok	0-1	0-1	0-0	0-2-2	0	0	0	0	0	0	5
TEAM				3-3-6							
Totals	29-62	9-31	27-35	8-27-35	29	94	10	9	4	2	200
New Mexico	1st	2nd	Total	FG%	3FG%	FT%					
New Mexico State	49	52	101	46.8	40.0	83.3					
	42	52	94	46.8	29.0	77.1					

Points in the Paint-UNM 28, NMSU 36; Points off Turnovers-UNM 13, NMSU 15  
2nd Chance Points-UNM 13, NMSU 8; Fast Break Points-UNM 25, NMSU 4  
Bench Points-UNM 23, NMSU 21; Score Tied-6 times; Lead changed-9 times.  
Largest lead-UNM by 11 2nd-1:36, NMSU by 4 1st-13:29.  
UNM led for 30:15, NMSU led for 7:43, Game tied 2:02.  
Officials: Michael Greenstein, Chris Rastatter, Mike Scypers  
Technical: UNM-Muscadin, Team (flop warning); NMSU-McCants, Peake

## NEW MEXICO ST NEW MEXICO

78 OT  
76

GAME #9  
Dec. 6, 2021  
The Pit (13,019)  
Albuquerque, NM

NMSU (7-2)	FG	3FG	FT	O-D-T	PF	TP	A	TO	BS	S	MP
13 McNair*	2-7	0-0	0-0	0-4-4	0	4	0	0	2	1	20
35 McCants*	6-9	0-1	0-1	1-3-4	4	12	4	2	1	0	25
0 Allen*	10-21	0-5	0-0	1-10-11	4	20	4	3	0	1	43
4 McKinney*	1-3	0-0	0-0	0-2-2	1	2	0	0	0	0	6
10 Rice*	2-7	1-4	1-2	1-6-7	1	6	6	2	0	1	41
1 Avery	0-1	0-0	0-0	0-1-1	1	0	0	0	0	0	4
3 Pryor	4-7	0-0	0-0	0-7-7	0	8	4	2	0	1	34
15 Peake	3-4	1-2	0-0	2-2-4	4	7	1	0	1	0	20
23 Williams	0-2	0-2	0-0	0-0-0	2	0	2	0	0	1	13
42 Alok	9-13	0-1	1-2	2-2-4	3	19	0	0	1	0	18
TEAM				0-1-1							
Totals	37-74	2-15	2-5	7-38-45	20	78	21	14	5	5	225
UNM (5-4)	FG	3FG	FT	O-D-T	PF	TP	A	TO	BS	S	MP
35 Muscadin*	2-6	0-0	1-2	1-5-6	4	5	2	2	2	1	25
5 Mashburn*	10-17	3-3	3-3	1-2-3	2	26	3	0	0	0	42
10 House*	7-17	2-6	5-5	0-2-2	1	21	2	4	1	1	38
13 Johnson*	1-5	0-1	1-3	4-4-8	1	3	2	1	0	1	39
24 Todd*	0-2	0-1	0-2	0-3-3	1	0	0	0	0	0	13
0 Jenkins	3-8	1-5	0-0	0-2-2	3	7	0	1	0	0	22
1 Singleton	2-6	0-0	4-7	3-4-7	2	8	1	2	2	2	22
21 Allen-Tovar	3-10	0-6	0-1	0-4-4	1	6	0	0	2	0	23
TEAM				1-5-6							
Totals	28-71	6-22	14-23	10-31-41	15	76	10	10	7	5	225
New Mexico State	1st	2nd	Total	FG%	3FG%	FT%					
New Mexico	27	41	68	50.0	13.3	40.0					
	31	37	68	39.4	27.3	60.9					

Points in the Paint-NMSU 66, UNM 32; Points off Turnovers-NMSU 8, UNM 12  
2nd Chance Points-NMSU 6, UNM 8; Fast Break Points-NMSU 11, UNM 14  
Bench Points-NMSU 34, UNM 21; Score Tied-5 times; Lead changed-15 times.  
Largest lead-NMSU by 5 2nd-7:40, UNM by 10 1st-8:01.  
NMSU led for 11:13, UNM led for 28:13, Game tied 5:34.  
Officials: David Hall, Keith Kimble, Michael Irving  
Technical: NMSU-Team (flop warning)

## NEW MEXICO DENVER

87  
67

GAME #10  
Dec. 9, 2021  
The Pit (8,046)  
Albuquerque, NM

DU (3-8)	FG	3FG	FT	O-D-T	PF	TP	A	TO	BS	S	MP
24 Henn*	4-13	1-5	0-0	0-6-6	3	9	1	0	0	0	21
25 Tainamo*	1-5	0-0	0-0	0-3-3	2	2	0	0	0	0	17
1 Smith*	1-3	0-1	2-7	0-1-1	2	4	2	0	2	0	21
2 Hunt*	4-10	0-1	2-3	0-5-4	4	10	7	3	0	2	33
1 Johnson*	5-12	2-4	0-0	0-5-5	1	12	2	2	0	0	30
0 Moore	2-5	0-0	0-0	0-0-0	2	4	0	0	0	0	16
3 Porter	0-0	0-0	0-0	0-0-0	0	0	0	0	0	0	1
4 Gatlin	0-4	0-2	2-2	0-3-3	0	2	0	0	0	0	20
3 Hesse	6-8	4-5	3-3	1-1-1	2	19	0	1	0	1	21
15 Lopez-Sanchez	1-2	0-0	1-1	2-1-3	2	3	2	0	0	0	15
22 Green	1-1	0-0	0-0	0-0-0	0	2	0	0	0	1	8
42 Bickham	0-1	0-1	0-0	0-1-1	0	0	0	1	0	0	4
TEAM				2-2-4							
UNM (6-4)	FG	3FG	FT	O-D-T	PF	TP	A	TO	BS	S	MP
35 Muscadin*	3-6	1-2	5-6	5-6-11	2	12	2	0	1	0	22
5 Mashburn*	2-11	0-4	6-8	1-2-3	1	10	2	2	0	0	21
10 House*	3-10	0-3	3-3	0-2-2	1	9	2	0	0	3	21
13 Johnson*	1-3	1-3	2-2	0-5-5	1	5	1	0	1	0	21
24 Todd*	3-5	0-0	0-0	2-2-4	3	6	1	0	1	0	22
0 Jenkins	7-14	5-11	2-2	0-1-3	3	21	2	0	0	0	25
1 Singleton	2-5	0-0	2-4	0-3-3	1	6	2	0	1	0	23
3 Forsling	3-5	0-0	1-1	1-1-2	2	7	1	2	1	0	18
21 Allen-Tovar	2-2	0-0	5-5	2-8-10	0	9	0	2	3	0	17
30 Francis	1-1	0-0	0-0	0-2-2	0	2	2	0	0	0	7
34 Seck	0-0	0-0	0-0	0-1-1	0	0	0	0	0	0	3
TEAM				2-2-4							
Totals	27-62	7-23	26-31	13-35-48	14	87	15	6	8	3	200
	1st	2nd	Total			FG%	3FG%		FT%		
Denver	27	40	67			39.1	36.8		58.8		
New Mexico	41	46	87			43.5	30.4		83.9		





<b>SMU</b> <b>NEW MEXICO</b>	<b>90</b> <b>72</b>	GAME #12 Dec. 19, 2021 The Pit (8,394) Albuquerque, NM
---------------------------------	------------------------	---

SMU (9-3)	FG	3FG	FT	O-D-T	PF	TP	A	TO	BS	S	MP
22 Jamey*	2-3	0-0	0-0	1-3-4	2	4	0	1	1	0	17
2 Smith*	3-6	3-6	0-0	0-2-2	2	9	2	0	0	0	29
3 Davis*	11-21	2-9	9-9	1-4-5	1	33	3	0	0	1	1
5 Bandjumeil*	3-5	0-1	0-0	1-1-2	4	6	1	3	0	0	25
10 Nutall	4-9	3-7	0-0	1-1-2	2	11	1	3	0	0	35
1 Phelous	0-1	0-1	0-0	1-1-2	0	0	1	1	0	0	9
13 Todorovic	0-0	0-0	0-0	0-0-0	0	0	0	0	0	0	3
23 Weathers	3-9	0-1	3-4	2-8-10	3	9	1	2	2	1	26
25 Clark	2-4	0-0	1-3	2-4-6	2	5	3	1	1	0	17
33 Aguanne	0-0	0-0	0-0	1-0-1	0	0	0	0	0	0	6
50 Weathers	4-6	1-1	4-6	3-4-7	2	13	0	2	0	1	21
TEAM				2-2-4				1			
Totals	32-64	9-26	17-22	15-33-48	18	90	13	12	4	3	200
UNM (6-6)	FG	3FG	FT	O-D-T	PF	TP	A	TO	BS	S	MP
3 Forsling*	2-4	0-1	0-1	2-1-3	1	4	0	0	0	1	14
5 Mashburn*	9-21	1-5	6-8	1-1-3	2	25	3	4	0	0	36
10 House*	4-16	1-9	7-8	0-3-2	3	16	7	2	1	1	38
13 Johnson*	1-5	1-2	1-1	2-2-4	1	4	0	0	0	0	30
24 Todd*	1-2	0-0	0-0	2-3-5	0	2	1	0	0	0	14
0 Jenkins	4-10	2-7	0-0	1-1-2	1	10	0	0	0	0	22
1 Singleton	2-2	0-0	0-0	1-1-2	4	4	0	1	0	1	11
4 Kuac	0-2	0-1	0-0	1-2-3	4	0	1	0	1	1	18
21 Allen-Tovar	1-2	0-0	1-2	0-1-1	0	3	0	0	1	0	10
35 Muscadin	2-5	0-1	0-0	0-2-2	1	4	0	2	0	0	8
TEAM				3-2-5							
Totals	26-69	5-26	15-20	13-19-32	17	72	12	7	5	4	200
	1st	2nd	3rd	4th		FG%	3FG%	FT%			
SMU	46	44	90			50.0	34.6	77.3			
New Mexico	30	42	72			37.7	19.2	75.0			

Points in the Paint-SMU 42, UNM 28; Points off Turnovers-SMU 9, UNM 18  
2nd Chance Points-SMU 18, UNM 11; Fast Break Points-SMU 18, UNM 11  
Bench Points-SMU 27, UNM 21. Score Tied 0 times. Lead changed 0 times.  
Largest lead-SMU by 18 2nd-0:38, UNM none.  
SMU led for 38:52, UNM led for 0:00, Game tied 1:08.  
Officials: Terry Oglesby, Pat Adams, K.B. Burdett  
Technical: SMU-Weathers, UNM-Singleton

**NEW MEXICO 68**  
**NORFOLK STATE 54**

NSU (9-4)	FG	3FG	FT	O-D-T	PF	TP	A	TO	BS	S	MP
21 Tate	5-13	2-7	1-1	0-6-6	1	13	2	1	0	1	34
20 Bankston*	3-6	0-0	1-2	2-6-8	4	7	0	0	1	0	28
0 Ings*	3-7	0-0	2-2	3-5-5	1	8	1	3	0	0	24
5 Bryant*	6-14	2-4	3-3	1-5-6	3	16	4	2	0	1	33
4 Jenkins*	2-5	1-4	1-1	2-3-6	2	6	3	0	0	0	28
1 Chambers	0-3	0-0	1-2	2-1-3	2	1	0	0	0	0	8
2 Jones	0-2	0-2	0-0	0-1-1	0	0	0	2	0	0	0
3 Hawkins	1-7	1-3	0-0	0-2-2	1	3	0	5	0	0	17
13 Anderson	0-2	0-1	0-0	0-0-0	2	0	1	0	0	0	10
31 Brown	0-4	0-1	0-0	0-1-1	1	0	0	0	0	1	7
32 Ford	0-0	0-0	0-0	0-0-0	1	0	0	1	1	0	4
TEAM				2-3-5							
Totals	20-63	5-23	9-11	11-32-43	18	54	11	12	3	4	200
UNM (7-6)	FG	3FG	FT	O-D-T	PF	TP	A	TO	BS	S	MP
3 Forsling*	0-1	0-0	1-2	0-0-2	2	1	0	0	1	0	17
5 Mashburn*	5-19	3-11	0-0	0-5-5	0	13	0	2	0	1	30
10 House*	4-8	2-5	6-8	0-3-3	3	16	6	1	0	4	27
13 Johnson*	2-5	2-4	0-1	1-3-4	1	6	0	0	0	0	24
24 Todd*	3-6	0-2	0-0	1-2-3	1	6	0	0	1	0	17
0 Jenkins	1-10	0-8	2-2	0-2-2	1	4	0	0	0	1	12
1 Singleton	1-1	0-0	0-0	1-5-6	1	2	3	2	0	1	21
4 Kuac	5-7	0-1	1-2	3-6-9	2	11	2	0	3	0	23
21 Allen-Tovar	2-8	0-2	2-2	4-6-10	0	6	1	1	3	0	16
30 Francis	1-4	1-2	0-0	1-1-2	1	3	2	0	1	0	13
TEAM				2-1-3							
Totals	24-69	8-35	12-17	15-34-49	12	68	14	6	9	7	200
	1st	2nd		Total		FG%	3FG%		FT%		
Norfolk State	21	33	54			31.7	21.7		81.8		
New Mexico	37	31	68			34.8	22.9		70.6		

Points in the Paint-NSU 28, UNM 28; Points off Turnovers-NSU 5, UNM 7  
2nd Chance Points-NSU 10, UNM 14; Fast Break Points-NSU 11, UNM 9  
Bench Points-NSU 4, UNM 26. Score Tied-1 time. Lead changed-0 times.  
Largest lead-NSU none, UNM by 19 1st-1:07.  
NSU led for 0:00, UNM led for 39:20, Game tied 0:40.  
Officials: Michael Irving, Tommy Johnson, Justin Shamion  
Technical: none

**NEVADA** 79  
**NEW MEXICO** 70

UNM (7-7, 0-1)	FG	3FG	FT	O-D-T	PF	TP	A	TO	BS	S	MP
3 Forsling*	0-3	0-0	1-2	1-1-3	2	1	1	0	0	0	16
10 Singleton*	6-7	1-1	1-1	1-3-4	4	14	3	2	0	1	18
5 Mashburn*	6-16	3-8	2-3	0-3-3	1	17	1	2	0	1	34
10 House*	4-17	1-5	9-10	1-1-1	2	18	6	3	0	3	32
13 Johnson*	0-2	0-2	0-0	0-3-3	4	0	0	1	0	2	18
0 Jenkins	2-3	1-2	0-0	0-0-0	3	5	0	2	0	0	12
4 Kuac	1-5	1-3	0-0	1-8-9	3	3	0	1	2	1	23
21 Allen-Tovar	2-6	1-4	0-1	5-3-8	0	5	2	1	0	0	22
24 Todd	1-4	0-0	2-4	2-2-4	3	4	0	1	0	0	20
30 Francis	1-1	1-1	0-0	0-0-0	0	3	0	1	0	0	4
TEAM				4-0-4				2			
Totals	23-64	9-26	15-21	15-24-39	22	70	13	17	2	8	200
NEW (7-5, 1-0)	FG	3FG	FT	O-D-T	PF	TP	A	TO	BS	S	MP
5 Washington*	4-8	0-0	4-6	7-4-11	2	12	3	3	4	1	26
50 Baker*	6-11	0-0	0-2	5-6-11	1	12	1	1	0	0	24
1 Blackshear*	3-6	1-4	2-2	0-5-5	3	9	2	3	0	1	29
4 Cambridge*	6-20	1-11	5-5	1-6-5	0	18	0	2	1	3	36
25 Sherfield*	2-8	1-3	5-6	0-4-6	2	10	10	3	0	0	36
3 Hiseoinovic	1-1	1-1	2-3	0-0-0	1	5	1	0	0	0	10
13 Coleman	4-7	2-4	3-4	0-4-4	3	13	0	1	0	1	33
20 Foster	0-0	0-0	0-0	1-0-0	4	0	1	2	0	0	11
TEAM				1-0-1							
Totals	26-61	6-23	21-28	14-29-43	16	79	18	15	5	6	200
		1st	2nd	Total		FG%	3FG%	FT%			
New Mexico		36	34	70		35.9	34.6	71.4			
Nevada		35	44	79		42.6	26.1	75.0			

Points in the Paint-UNM 22, NEV 38; Points off Turnovers-UNM 20, NEV 23  
2nd Chance Points-UNM 13, NEV 19; Fast Break Points-UNM 13, NEV 16  
Bench Points-UNM 20, NEV 18. Score Tied-3 times. Lead changed-6 times.  
Largest lead-UNM by 9 1st-10:10, NEV by 19 2nd-5:34.  
UNM led for 16:14, NEV led for 22:53, Game tied 0:57.  
Officials: Randy McCall, Tommy Nunez, Jim Schipper  
Technical: NEV-Washington

**UTAH STATE**  
**NEW MEXICO**

USU (10-5, 1-1)	FG	3FG	FT	O-D-T	PF	TP	A	TO	BS	S	MP
4 Horvath*	4-9	1-3	2-4	1-5-6	5	11	2	2	0	1	25
34 Bean*	10-17	1-2	2-3	2-9-11	3	23	2	5	0	4	11
2 Bairstow*	5-8	0-2	2-2	0-2-2	1	12	0	0	0	1	36
5 Eyllie-Rock*	6-8	0-1	6-7	0-1-1	2	18	1	0	0	0	36
15 Jones*	3-9	0-3	2-2	1-2-3	0	10	8	2	0	1	33
3 Ashworth	4-5	2-3	4-5	0-2-2	2	12	1	1	0	0	20
11 Shulga	0-1	0-1	0-0	0-1-0	0	0	0	0	0	1	12
24 Hamoda	0-1	0-1	0-0	0-0-0	0	0	0	0	0	1	5
32 Dorius	1-2	0-0	2-2	0-4-4	3	4	0	0	0	1	15
TEAM				0-1-1							
Totals	33-60	4-16	20-25	4-27-31	16	90	14	13	0	10	225
UNM (7-8, 0-2)	FG	3FG	FT	O-D-T	PF	TP	A	TO	BS	S	MP
1 Singleton*	4-6	1-2	1-1	1-3-4	2	10	1	2	1	3	34
4 Kuac*	2-4	1-2	0-0	0-1-1	4	5	0	3	1	0	15
5 Mashburn*	8-16	4-6	9-12	0-2-2	3	29	8	3	0	0	38
10 House*	3-14	2-7	0-0	0-6-6	5	8	6	1	0	1	38
13 Johnson*	8-12	7-9	0-0	2-4-6	2	23	1	2	0	0	37
0 Jenkins	2-9	2-6	0-0	1-1-2	0	6	1	2	0	0	14
3 Forsling	0-1	0-1	2-4	1-0-1	1	2	0	3	0	0	18
21 Allen-Tovar	1-2	0-1	0-0	0-3-3	1	2	0	1	0	0	20
24 Todd	1-1	0-0	0-0	2-2-4	1	2	1	0	0	1	10
TEAM				3-3-6				1			
Totals	29-65	17-34	12-17	10-25-35	19	87	19	17	3	5	225
	1st	2nd	OT	Total		FG%	3FG%	FT%			
Utah State	27	49	14	90		55.0	25.0	80.0			
New Mexico	42	34	11	87		44.6	50.0	70.6			

Points in the Paint-USU 54, UNM 20; Points off Turnovers-USU 13, UNM 16  
2nd Chance Points-USU 8, UNM 5; Fast Break Points-USU 23, UNM 2  
Bench Points-USU 16, UNM 12. Score Tied-8 times. Lead changed-7 times.  
Largest lead-USU by 4 2nd-4:52, UNM by 17 2nd-19:38.  
USU led for 5:50, UNM led for 31:43, Game tied 7:27.  
Officials: Verne Harris, Shawn Lehigh, Rob Kruger  
Technical: none

<b>UNLV</b> <b>NEW MEXICO</b>	<b>85</b> <b>56</b>	GAME #16 Jan. 11, 2022 Thomas & Mack Center (3,860) Las Vegas, NV
----------------------------------	------------------------	--

UNM (7-9, 0-3)	FG	3FG	FT	O-D-T	PF	TP	A	TO	BS	S	MP
3 Forsling*	0-1	0-0	0-0	0-2-2	3	0	0	5	0	0	24
1 Singleton*	1-2	0-0	0-4	0-4-4	2	2	0	1	0	0	17
5 Mashburn*	1-1	1-6	4-4	0-2-2	3	11	2	2	0	0	30
10 House*	3-10	4-10	0-1	2-5-7	4	8	3	4	0	2	23
13 Johnson*	2-6	1-4	2-3	0-3-3	1	7	1	0	0	0	31
0 Jenkins	8-17	5-13	5-5	0-4-4	1	26	1	2	0	1	30
21 Allen-Tovar	1-4	0-1	0-0	0-3-3	1	2	0	0	0	0	10
24 Todd	0-3	0-2	0-0	0-1-1	1	0	0	1	1	0	15
30 Francis	0-1	0-1	0-0	0-0-0	0	0	2	0	0	0	4
33 Arroyo	0-0	0-0	0-0	0-1-1	2	0	0	0	0	1	6
34 Seck	0-0	0-0	0-0	1-1-2	3	0	0	0	0	0	9
TEAM	19-55	7-31	11-17	3-27-30	21	56	9	15	1	4	200
Totals	FG	3FG	FT	O-D-T	PF	TP	A	TO	BS	S	MP
3 Williams*	10-22	12-22	7-11	1-1-2	3	29	0	0	0	1	25
14 Hammt*	2-5	0-1	7-8	4-9-13	4	11	0	6	1	0	24
5 McCabe*	1-2	1-1	0-0	0-3-3	1	3	5	2	0	1	28
13 Hamilton*	5-17	1-5	6-7	1-5-6	2	17	3	1	0	1	28
22 Baker*	2-4	1-1	0-0	0-0-0	1	5	2	1	0	2	22
0 Iwuakor	0-2	0-2	0-0	0-0-0	2	0	0	0	0	0	8
1 Nuga	1-4	0-1	2-2	0-1-1	1	4	1	0	0	0	12
2 Webster	1-3	0-2	0-0	0-2-2	1	2	0	1	0	1	10
10 Gilbert	2-3	1-1	1-1	2-3-5	1	6	2	1	0	0	16
12 Muoka	1-2	0-0	0-0	3-5-8	1	2	1	0	0	0	10
15 Brown	0-0	0-0	0-0	0-0-0	0	0	0	0	0	0	2
24 Hurburt	0-1	0-1	0-0	0-0-0	0	0	0	0	0	0	1
31 Coleman	3-7	0-4	0-0	1-2-3	1	6	2	0	0	2	15
34 Burist	0-0	0-0	0-0	0-0-0	0	0	0	0	0	0	1
TEAM	28-62	6-21	23-29	12-36-48	18	85	16	12	1	9	200
Totals	1st	2nd	Total			FG%	3FG%	FT%			
New Mexico	30	26	56			34.5	22.6	64.7			
UNLV	40	45	85			45.2	28.6	79.3			

Points in the Paint-UNM 20, UNLV 44; Points off Turnovers-UNM 11, UNLV 22  
2nd Chance Points-UNM 2, UNLV 12; Fast Break Points-UNM 10, UNLV 15  
Bench Points-UNM 28, UNLV 20. Score Tied-0 times. Lead changed-0 times.  
Largest lead-UNM none, UNLV by 30 2nd-1:44.  
UNM led for 0:00, UNLV led for 38:24, Game tied 1:36.  
Officials: Tony Padilla, Marques Pettigrew, Mike Scyphers  
Technical: none

**BOISE STATE** 71  
**NEW MEXICO** 63

BSU (12-4, 3-0)	FG	3FG	FT	O-D-T	PF	TP	A	TO	BS	S	MP
2 Degenhart*	3-6	1-1	1-2	2-0-2	2	8	1	0	1	0	32
4 Kigab*	2-6	0-1	7-10	2-7-9	4	11	1	3	0	0	24
3 Armus*	2-10	0-0	0-3	10-3-13	2	4	1	1	0	0	21
10 Shaver*	5-11	3-7	5-10	1-5-6	3	18	2	1	0	3	33
4 Akot*	2-9	0-4	6-10	0-5-5	1	10	3	2	1	0	34
1 Pryor	0-1	0-1	0-0	0-1-1	0	0	0	0	0	0	3
2 Rice	1-4	0-2	2-2	2-3-3	4	4	2	1	0	0	23
23 Smith	6-13	2-4	0-1	2-3-5	1	14	1	0	0	0	26
25 Milner	1-2	0-0	0-0	0-0-0	0	2	1	0	0	0	8
TEAM				2-8				2			
Totals	22-62	6-20	21-38	25-27-52	13	71	12	11	2	3	200
UNM (7-10, 0-4)	FG	3FG	FT	O-D-T	PF	TP	A	TO	BS	S	MP
3 Forsling*	2-3	0-0	1-0	3-5-8	4	4	0	0	0	0	16
1 Singleton*	0-3	0-1	0-4	0-3-3	4	0	1	2	1	0	24
5 Mashburn*	4-12	2-3	0-0	0-0-0	5	10	0	2	0	0	35
10 House*	8-13	1-3	4-7	0-3-3	4	21	7	4	1	2	32
13 Johnson*	0-0	0-0	0-1	0-4-4	3	0	0	0	1	1	28
0 Jenkins	5-11	4-7	1-2	0-1-1	4	15	2	2	0	0	29
21 Allen-Tovar	4-6	3-4	0-0	0-4-4	2	11	0	2	3	0	30
34 Seck	1-1	0-0	0-0	0-1-1	2	2	0	0	0	0	7
TEAM				0-4				1			
Totals	24-49	10-19	5-14	3-25-28	28	63	10	13	7	3	200
		1st	2nd	Total		FG%	3FG%	FT%			
Boise State		32	39	71		35.5	30.0	55.3			
New Mexico		22	41	63		49.0	52.6	35.7			

Points in the Paint-BSU 30, UNM 26; Points off Turnovers-BSU 12, UNM 3  
2nd Chance Points-BSU 20, UNM 4; Fast Break Points-BSU 19, UNM 13  
Bench Points-BSU 20, UNM 28. Score Tied-1 time. Lead changed-4 times.  
Largest lead-BSU by 16 2nd-7:02, UNM by 1 1st-17:37.  
BSU led for 37:49, UNM led for 0:48, Game tied 1:23.  
Officials: John Higgins, Kevin Brill, Kelly Pfeifer  
Technical: none

**GAME #18**  
**Jan. 19, 2022**  
**Moby Arena (6,516)**  
**Fort Collins, CO**

2N1	7(11, 0-5)	FG	3FG	FT	O-D-T	PF	TP	A	TO	BS	S	MP
21	Allen-Tovar	2-5	1-2	0-0	0-3-3	3	5	1	0	0	1	28
3	Forsling	0-1	0-1	0-0	0-2-2	4	0	1	0	0	0	26
5	Mashburn*	6-18	1-8	0-0	0-4-4	1	13	0	1	0	1	36
10	House*	8-16	2-6	0-0	0-4-4	2	18	7	6	0	3	36
13	Johnson*	7-8	4-5	0-1	0-2-2	5	18	0	0	1	0	30
0	Jenkins	5-9	5-9	2-3	2-3-5	4	17	0	0	0	0	27
24	Todd	1-3	1-2	0-0	0-1-4	2	3	0	1	1	0	14
34	Seck	0-0	0-0	0-0	0-0-0	0	0	0	0	0	0	3
	TEAM				2-2-4							
		29-58	14-33	2-4	4-21-25	21	74	9	10	5	5	200
Totals												
CSU (14-1, 4-1)	FG	3FG	FT	O-D-T	PF	TP	A	TO	BS	S	MP	
11 Thomas*	4-6	2-4	2-2	2-3-5	1	12	1	2	1	0	19	
21 Roddy*	7-11	1-3	6-11	2-4-6	2	21	7	3	0	0	33	
31 Thistlewood*	1-2	0-1	0-0	0-1-1	0	2	2	0	0	0	11	
3 Moore*	0-3	0-2	0-0	0-1-1	0	0	2	0	0	2	20	
4 Stevens*	7-10	1-2	1-1	0-3-3	4	16	3	1	0	1	34	
1 Tonje	3-8	2-4	2-2	1-4-5	1	10	0	0	0	0	22	
5 Hebb	0-0	0-0	0-0	0-0-0	0	0	0	0	0	0	3	
10 Moors	0-0	0-0	0-0	0-3-3	0	0	0	0	0	0	7	
13 Jacobs	3-8	0-2	6-6	4-6-10	1	12	0	1	1	1	26	
15 Lake	2-4	0-2	2-2	0-2-2	1	6	0	0	0	0	22	
23 Rivera	0-0	0-0	1-2	0-0-0	0	1	0	0	0	0	4	
	TEAM			0-0-0								
		27-52	6-20	20-26	9-27-36	10	80	15	8	7	200	
		1st	2nd	Total			FG%	3FG%	FT%			
	New Mexico	32	42	74			50.0	42.4	50.0			
	Colorado State	37	43	80			51.9	30.0	76.9			

Points in the Paint-UNM 20, CSU 36; Points off Turnovers-UNM 14, CSU 14  
2nd Chance Points-UNM 8, CSU 11; Fast Break Points-UNM 7, CSU 12  
Bench Points-UNM 20, CSU 29. Score Tied-3 times. Lead changed-9 times.  
Largest lead-UNM by 6 1st-15:41, CSU by 10 2nd-16:56.  
UNM led for 6:40, CSU led for 30:29, Game tied 2:51.  
Officials: Randy McCall, Eric Curry, Nate Harris  
Technical: none

GAME #19  
Jan. 22, 2022  
Arena-Auditorium (5,368)  
Laramie, WY

UNM (7-12, 0-6)	FG	3FG	FT	O-D-T	PF	TP	A	TO	BS	S	MP
21 Allen-Tovar	10-14	4-7	1-2	0-6-2	2	25	0	1	1	1	38
3 Forsling	1-3	0-1	0-0	1-1-2	3	2	0	0	0	0	12
5 Mashburn	10-17	2-3	0-0	0-3-3	4	22	4	3	0	4	36
10 House	7-14	0-2	4-4	0-1-1	4	18	4	2	2	1	30
13 Johnson*	4-4	2-2	1-2	0-1-1	5	11	2	0	0	0	32
0 Jenkins	1-7	0-5	3-3	0-3-3	1	5	0	0	0	0	26
24 Todd	3-7	2-6	0-0	0-1-1	1	8	2	1	0	0	15
30 Francis	0-0	0-0	0-0	0-0-0	1	0	0	0	0	0	0
33 Arroyo	0-1	0-0	0-0	0-1-1	2	0	0	0	0	0	11
TEAM				4-1-5							
Totals	36-67	10-26	9-11	5-18-23	24	91	12	7	3	8	200
UNW (15-2, 4-0)	FG	3FG	FT	O-D-T	PF	TP	A	TO	BS	S	MP
25 Oden*	3-6	0-1	0-0	1-4-5	1	6	0	1	0	0	26
0 Ike	9-14	0-1	11-13	2-13-15	4	29	1	3	0	0	37
3 Jeffries*	3-5	3-5	5-5	1-4-6	1	14	2	3	0	1	33
10 Oden	4-8	4-8	1-2	0-1-1	2	13	0	3	1	0	38
24 Maldonado	9-16	1-2	6-9	2-4-6	3	25	7	3	0	0	38
10 Thompson	0-0	0-0	0-0	0-0-0	0	0	1	0	0	0	33
21 Reynolds	1-1	0-0	4-5	0-0-0	5	6	1	1	1	0	26
TEAM				1-0-1							
Totals	29-50	8-19	27-35	7-27-34	16	93	11	13	2	1	200
	1st	2nd	2nd	Total		FG%	3FG%	FT%			
New Mexico	34	57	91			53.7	38.5	81.8			
Wyoming	41	52	93			58.0	42.1	77.1			

Points in the Paint-UNM 38, UW 40; Points off Turnovers-UNM 19, UW 11  
2nd Chance Points-UNM 2, UW 11; Fast Break Points-UNM 4, UW 5  
Bench Points-UNM 13, UW 6. Score Tied 6 times. Lead changed-9 times.  
Largest lead-UNM by 3 1st-16:36. UW by 10 2nd-18:22.  
UNM led for 3:40, UW led for 31:09. Game tied 5:11.  
Officials: Brent Meaux, Mike O'Neill, Ryan McDaniel  
Technicals: UNM-Coach

GAME #20  
Jan. 25, 2022  
The Pit (8,033)  
Albuquerque, NM

FSU (14-5, 4-2)	FG	3FG	FT	O-D-T	PF	TP	A	TO	BS	S	MP
10 Robinson*	4-7	0-0	3-4	1-3-4	1	11	3	1	0	1	15
3 Hill†	4-9	2-4	0-1	0-1-1	1	10	2	4	1	2	34
5 Campbell*	1-2	0-0	0-0	0-1-1	2	2	0	1	0	0	8
23 Colimero	3-4	0-0	0-0	1-4-5	2	6	0	0	0	1	33
25 Holland*	6-13	3-6	7-9	3-5-8	1	22	0	1	0	2	39
11 Yap	1-5	1-2	2-2	0-0-0	1	5	1	3	0	1	24
13 Stroud	2-3	1-1	0-0	0-1-1	2	5	0	1	0	0	11
22 Whitaker	0-1	0-0	0-0	0-0-0	4	0	2	0	0	0	12
30 Vaihola	0-1	0-0	1-4	2-8-10	2	1	2	0	0	0	21
34 Meah	1-1	0-0	1-2	0-1-1	1	3	0	1	0	0	5
TEAM			0-1-1								
<b>Totals</b>	<b>22-46</b>	<b>7-13</b>	<b>14-22</b>	<b>7-25-32</b>	<b>17</b>	<b>65</b>	<b>10</b>	<b>12</b>	<b>1</b>	<b>7</b>	<b>200</b>
UNM (7-13, 0-7)	FG	3FG	FT	O-D-T	PF	TP	A	TO	BS	S	MP
21 Allen-Tovar	3-6	2-4	2-2	1-6-7	3	10	0	0	0	0	32
3 Forsling*	2-4	0-1	0-0	4-1-5	4	4	1	1	0	1	21
5 Mabusum†	4-12	0-2	7-9	0-1-1	2	15	1	2	0	0	38
10 House*	6-12	1-4	6-6	1-4-5	0	19	5	1	2	36	31
13 Johnson†	2-9	0-6	0-0	1-0-1	1	4	0	1	0	0	24
0 Jenkins	3-11	2-7	0-0	2-4-6	5	8	0	0	0	0	29
24 Todd	0-1	0-0	0-0	0-1-1	1	0	0	0	1	3	9
33 Arroyo	0-0	0-0	0-0	0-2-2	2	0	0	0	1	0	11
TEAM			0-2-3					1			
<b>Totals</b>	<b>20-55</b>	<b>5-24</b>	<b>15-17</b>	<b>10-21-31</b>	<b>18</b>	<b>60</b>	<b>7</b>	<b>10</b>	<b>4</b>	<b>6</b>	<b>200</b>
	<b>1st</b>		<b>2nd</b>			<b>FG%</b>	<b>3FG%</b>		<b>FT%</b>		
Fresno State	41	24	65			47.8	53.8		63.6		
New Mexico	26	34	60			36.4	20.8		88.2		

Points in the Paint-FSU 24, UNM 22; Points off Turnovers-FSU 15, UNM 5  
2nd Chance Points-FSU 9, UNM 10; Fast Break Points-FSU 2, UNM 13  
Bench Points-FSU 14, UNM 8. Score Tied-0 times. Lead changed-1 time.  
Largest lead-FSU by 17 1st-10:48, UNM by 3 1st-19:41.  
FSU led for 38:33, UNM led for 1:08, Game tied 0:19.  
Officials: Eric Curry, Brad Ferrie, Shawn Lehigh  
Technical: none



# 2021-22 LOBO BASKETBALL



## SUPERLATIVES...

LARGEST LEAD AT ANY TIME:	33 (77-44) vs. Western New Mexico (Nov. 22)
LARGEST DEFICIT AT ANY TIME:	30 (53-83) at UNLV (Jan. 11)
LARGEST DEFICIT OVERCOME TO WIN:	6, vs. Grambling State (Nov. 15)
LARGEST LEAD SURRENDERED IN A LOSS:	17, vs. Utah State (Jan. 8)
LARGEST HALFTIME LEAD:	18 (45-27), vs. Western New Mexico (Nov. 22)
LARGEST HALFTIME DEFICIT:	16 (30-46), vs. SMU (Dec. 19)
LARGEST HALFTIME DEFICIT OVERCOME TO WIN:	--
LARGEST HALFTIME LEAD SURRENDERED IN A LOSS:	15 (42-27), vs. Utah State (Jan. 8)
MOST CONSECUTIVE POINTS SCORED:	20, Western New Mexico (Nov. 22)
MOST CONSECUTIVE POINTS ALLOWED:	17, at UNLV (Jan. 11)

## SPECIALTY STATS...

POINTS OFF TURNOVERS	NEW MEXICO	OPPONENT
Average	14.6	14.3
High	29 vs. Grambling State (Nov. 15)	25 vs. UAB (Nov. 25)
Low	3 vs. Boise State (Jan. 15)	5 vs. Norfolk State (Dec. 21)

2ND CHANCE POINTS	NEW MEXICO	OPPONENT
Average	9.7	11.4
High	23 vs. Denver (Dec. 9)	20, vs. Boise State (Jan. 15)
Low	2, twice	6, three times

POINTS IN THE PAINT	NEW MEXICO	OPPONENT
Average	27.8	37.1
High	38 at Wyoming (Jan. 22)	66 vs. New Mexico State (Dec. 6)
Low	20, four times	24 vs. Fresno State (Jan. 25)

FAST BREAK POINTS	NEW MEXICO	OPPONENT
Average	12.4	12.5
High	25 at NM State (Nov. 30)	23 vs. Utah State (Jan. 8)
Low	2, twice	2 vs. Fresno State (Jan. 25)

BENCH POINTS	NEW MEXICO	OPPONENT
Average	22.7	19.8
High	45 vs. Denver (Dec. 9)	34 vs. New Mexico State (Dec. 6)
Low	4 vs. Towson (Nov. 26)	4 vs. Norfolk St (Dec. 21)

## LOBO LEADERS...

POINTS	2021-22	CAREER
Jaelen House	9	9
Jamal Mashburn, Jr.	7	7
KJ Jenkins	3	3
Javonte Johnson	2	2
Jay Allen-Tovar	1	1
Saquan Singleton	-	3
Jeremiah Francis III	-	1

ASSISTS	2021-22	CAREER
Jaelen House	15	15
Jamal Mashburn, Jr.	5	5
Saquan Singleton	2	14
Jeremiah Francis III	2	7
KJ Jenkins	1	1
Gethro Muscadin	1	1

BLOCKS	2021-22	CAREER
Jay Allen-Tovar	8	8
Gethro Muscadin	6	6
Taryn Todd	6	6
Emmanuel Kuac	4	6
Saquan Singleton	2	8
Jaelen House	2	2
Birima Seck	1	1
Javonte Johnson	1	1
Jordan Arroyo	1	1

REBOUNDS	2021-22	CAREER
Javonte Johnson	5	6
Jay Allen-Tovar	5	5
Jaelen House	3	3
Birima Seck	2	2
Gethro Muscadin	2	2
Saquan Singleton	1	4
Emmanuel Kuac	1	3
Sebastian Forsling	1	1
KJ Jenkins	1	1
Taryn Todd	1	1

STEALS	2021-22	CAREER
Jaelen House	11	11
Saquan Singleton	4	12
Taryn Todd	4	4
Jamal Mashburn, Jr.	2	2
Emmanuel Kuac	1	4
Jay Allen-Tovar	1	1
Sebastian Forsling	1	1
KJ Jenkins	1	1
Jeremiah Francis III	-	5

## NEW MEXICO'S RECORD...

Home.....	6-6
Road .....	1-5
Neutral .....	0-2
Ranked Opponent (either AP or Coaches).....	0-1
Unranked Opponent.....	7-12
Leads at halftime .....	7-3
Trails at halftime .....	0-10
Tied at halftime.....	0-0
Goes into overtime.....	0-1
Leads by 10 or more points.....	6-2
Trails by 10 or more points.....	0-11
Shoots 50% or better .....	2-2
Shoots less than 50% .....	5-11
Shoots less than 45% .....	2-9
Shoots less than 40% .....	1-7
Opponent shoots 50% or better.....	0-5
Opponent shoots less than 50%.....	7-8
Opponent shoots less than 45%.....	4-3
Opponent shoots less than 40%.....	4-1
Has higher FG% than opponent .....	5-1
Has lower FG% than opponent.....	1-12
Has same FG% as opponent.....	1-0
Outrebounds its opponent .....	5-2
Outrebounded by opponent.....	2-11
Has same rebounds as opponent .....	0-0
Has more offensive rebounds than opponent.....	4-5
Has fewer offensive rebounds than opponent.....	3-7
Has same offensive rebounds as opponent .....	0-1
Has fewer turnovers than opponent.....	5-6
Has more turnovers than opponent .....	0-7
Has same turnovers as opponent.....	2-0
Has fewer than 10 turnovers .....	3-2
Opponent has fewer than 10 turnovers.....	2-2
Shoots more FTs than opponent.....	5-2
Shoots fewer FTs than opponent.....	0-11
Shoots the same FTs as opponent.....	2-0
Has game decided by 10 points or less or OT .....	3-7
Has game decided by 5 points or less or OT .....	1-4
Scores <60 points.....	0-2
Scores 60-69 points.....	1-3
Scores 70-79 points.....	0-6
Scores 80-89 points.....	4-1
Scores 90+ points.....	2-1
Allows <60 points.....	1-0
Allows 60-69 points.....	3-1
Allows 70-79 points.....	1-5
Allows 80-89 points.....	0-4
Allows 90+ points.....	2-3
Wins the tip .....	3-7
Loses the tip.....	4-6
White uniforms.....	5-6
Red uniforms .....	1-6
Turquoise uniforms .....	1-1



## KJ JENKINS

Guard | 6-2 | Atlanta, Ga.

Creekview HS | North Georgia | Kilgore College



**10.4 PPG | 2.3 RPG | 21.1 MPG**

### SEASON HIGHLIGHTS

- Tri-Captain
- Scored 17 points (5-9 3FG) at No. 23 Colorado State (Jan. 19)
- Had 15 points vs. Boise State (Jan. 15)
- Scored a career-high 26 points at UNLV (Jan. 11)
- Scored all of his 21 points in the second half vs. Denver (Dec. 9)
- Missed the Towson and at New Mexico State games due to injury
- Had 20 points and five assists vs. Western New Mexico (Nov. 22)
- Scored 17 points (4-5 3FG) vs. Montana State (Nov. 20)

### GAME-BY-GAME STATS

Opponent	MP	FG-A	3G-A	FT-A	O-D-T	PF	A	TO	BS	ST	TP
FAU	25	4-6	2-3	0-0	1-2-3	1	0	1	0	1	10
at Colorado	16	0-6	0-4	0-0	0-0-0	1	0	1	0	1	0
Grambling State	10	2-5	2-4	0-0	0-1-1	4	0	0	0	0	6
Montana State	27	4-8	4-5	5-7	2-1-3	3	3	0	0	1	17
Western NM	25	7-10	4-7	2-2	0-1-1	2	5	2	0	3	20
vs. UAB	4	0-2	0-2	0-0	0-0-0	1	0	0	0	0	0
vs. Towson					-DNP-						
at NM State					-DNP-						
NM State	22	3-8	1-5	0-0	0-2-2	3	0	1	0	0	7
Denver	25	7-14	5-11	2-2	0-1-1	3	2	0	0	0	21
UTEP	23	2-5	2-4	5-5	0-5-5	1	0	1	0	1	11
SMU	22	4-10	2-7	0-0	1-1-2	1	0	0	0	0	10
Norfolk State	12	1-10	0-8	2-2	0-2-2	1	0	0	0	1	4
at Nevada	12	2-3	1-2	0-0	0-0-0	3	0	2	0	0	5
Utah State	14	2-9	2-6	0-0	1-1-2	0	1	2	0	0	6
at UNLV	30	8-17	5-13	5-5	0-4-4	1	1	2	0	1	26
Boise State	29	5-11	4-7	1-2	0-1-1	4	2	2	0	0	15
at Colorado State	27	5-9	5-9	2-3	2-3-5	4	0	0	0	0	17
at Wyoming	26	1-7	0-5	3-3	0-3-3	1	0	0	0	1	5
Fresno State	29	3-11	2-7	0-0	2-4-6	5	0	0	0	0	8

\* game started

### SINGLE GAME HIGHS (NCAA)

#### POINTS

CAREER: 26 at UNLV (Jan. 11)  
SEASON: 26 at UNLV (Jan. 11)

#### REBOUNDS

CAREER: 11 at Columbus State (2/12/20)<sup>NG</sup>  
SEASON: 6 vs. Fresno State (1/25/22)

#### FIELD GOALS

CAREER: 8 three times  
SEASON: 8 at UNLV (Jan. 11)

#### FIELD GOAL ATTEMPTS

CAREER: 19 at Clayton State (2/29/20)<sup>NG</sup>  
SEASON: 17 at UNLV (Jan. 11)

#### 3-POINTERS

CAREER: 5 four times  
SEASON: 5 three times

#### 3-POINT ATTEMPTS

CAREER: 13 at UNLV (Jan. 11)  
SEASON: 13 at UNLV (Jan. 11)

#### FREE THROWS

CAREER: 8 at Georgia College (2/22/20)<sup>NG</sup>  
SEASON: 5 three times

#### FREE THROW ATTEMPTS

CAREER: 8 twice  
SEASON: 7 vs. Montana State (11/20/21)

#### ASSISTS

CAREER: 7 at Clayton State (2/29/20)<sup>NG</sup>  
SEASON: 5 vs. Western New Mexico (11/22/21)

#### BLOCKS

CAREER: 1 vs. Georgia Southwestern (2/5/20)<sup>NG</sup>  
SEASON: --

#### STEALS

CAREER: 3 twice  
SEASON: 3 vs. Western New Mexico (11/22/21)

#### MINUTES

CAREER: 33 at Georgia College (2/22/20)<sup>NG</sup>  
SEASON: 30 at UNLV (Jan. 11)

### CAREER STATISTICS

Year	G-GS	Min-Avg.	FG-FGA	Pct.	3FG-3FGA	Pct.	FT-FTA	Pct.	Off-Def.	Reb-Avg.	PF-DQ	Ast	TO	Blk	Stl	Pts-Avg
2019-20%	20-0	483-24.2	91-225	.404	46-126	.365	59-69	.855	8-73	81-4.1	41-1	43	21	1	19	287-14.4
Conf	19-0	462-24.3	87-213	.408	43-119	.361	59-69	.855	8-72	80-4.2	40-0	41	18	1	19	276-14.5
2020-21 <sup>^</sup>	23-23	686-29.8	116-269	.431	85-181	.470	47-54	.870	8-85	93-4.0	29-0	62	37	0	21	364-15.8
Conf	20-20	593-29.6	98-233	.421	70-153	.458	34-38	.895	6-68	74-3.7	24-0	56	30	0	17	300-15.0
2021-22	18-0	380-21.1	60-151	.397	41-109	.376	27-31	.871	9-32	41-2.3	39-1	14	14	0	10	188-10.4
Conf	7-0	168-24.1	26-67	.388	19-49	.388	11-13	.846	5-16	21-3.0	18-1	4	8	0	2	82-11.7
NCAA Total	38-0	863-22.7	151-376	.402	87-235	.370	86-100	.860	17-105	122-3.2	80-2	57	35	1	29	475-12.5

% at North Georgia; ^ at Kilgore





## SAQUAN SINGLETON

Guard | 6-6 | Bronx, N.Y.  
Monsignor Scanlan HS | Hutchinson CC

# 1

**5.6 PPG | 4.0 RPG | 20.6 MPG**

### SEASON HIGHLIGHTS

- Tri-Captain
- Missed the last three games due to a toe injury
- Scored 10 points vs. Utah State (Jan. 8)
- Had a season-high 14 points in first start of season at Nevada (Jan. 1)
- Had 11 points, nine rebounds and five assists vs. UTEP (Dec. 12)
- Had eight points and seven rebounds vs. New Mexico State (Dec. 6)
- Had eight points vs. UAB in season debut (Nov. 25)
- Missed the start of the season after having a heart abnormality discovered when returning from illness in October

### GAME-BY-GAME STATS

Opponent	MP	FG-A	3G-A	FT-A	O-D-T	PF	A	TO	BS	ST	TP
FAU					-DNP-						
at Colorado					-DNP-						
Grambling St					-DNP-						
Montana State					-DNP-						
Western NM					-DNP-						
vs. UAB	18	2-3	1-1	3-9	2-1-3	0	1	1	0	2	8
vs. Towson	17	0-3	0-1	0-0	1-0-1	5	1	2	0	0	0
at NM State	12	1-2	0-1	0-0	1-1-2	1	1	0	1	0	2
NM State	22	2-6	0-0	4-7	3-4-7	2	1	2	2	2	8
Denver	23	2-5	0-0	2-4	0-3-3	1	2	0	1	0	6
UTEP	28	5-7	0-0	1-4	3-6-9	2	5	1	0	0	11
SMU	11	2-2	0-0	0-0	1-1-2	4	0	1	0	1	4
Norfolk State	21	1-1	0-0	0-0	1-5-6	1	3	2	0	1	2
at Nevada*	18	6-7	1-1	1-1	1-3-4	4	3	2	0	1	14
Utah State*	34	4-6	1-2	1-1	1-3-4	2	1	2	1	3	10
at UNLV*	17	1-1	0-0	0-4	0-4-4	2	0	1	0	0	2
Boise State*	24	0-3	0-1	0-4	0-3-3	4	1	2	1	0	0
at Colorado State					-DNP-						
at Wyoming					-DNP-						
Fresno State					-DNP-						

\* game started

### SINGLE GAME HIGHS (NCAA)

#### POINTS

CAREER: 17 at Dixie State (1/13/21)  
SEASON: 14 at Nevada (1/1/22)

#### REBOUNDS

CAREER: 10 twice  
SEASON: 9 vs. UTEP (12/12/21)

#### FIELD GOALS

CAREER: 7 vs. San Jose State (1/23/21)  
SEASON: 6 at Nevada (1/1/22)

#### FIELD GOAL ATTEMPTS

CAREER: 9 seven times  
SEASON: 7 twice

#### 3-POINTERS

CAREER: 2 vs. Wyoming (2/17/21)  
SEASON: 1 three times

#### 3-POINT ATTEMPTS

CAREER: 4 vs. Wyoming (2/17/21)  
SEASON: 2 vs. Utah State (1/8/21)

#### FREE THROWS

CAREER: 7 twice  
SEASON: 4 vs. New Mexico State (12/6/21)

#### FREE THROW ATTEMPTS

CAREER: 10 twice  
SEASON: 9 vs. UAB (11/25/21)

#### ASSISTS

CAREER: 13 at Air Force (2/22/21)  
SEASON: 5 vs. UTEP (12/12/21)

#### BLOCKS

CAREER: 3 at Colorado State (3/3/21)  
SEASON: 2 vs. New Mexico State (12/6/21)

#### STEALS

CAREER: 4 at UNLV (1/18/21)  
SEASON: 3 vs. Utah State (1/8/21)

#### MINUTES

CAREER: 36 at Dixie State (1/13/21)  
SEASON: 34 vs. Utah State (1/8/21)

### CAREER STATISTICS

Year	G-GS	Min-Avg.	FG-FGA	Pct.	3FG-3FGA	Pct.	FT-FTA	Pct.	Off-Def.	Reb-Avg.	PF-DQ	Ast	TO	Blk	Stl	Pts-Avg
2018-19 <sup>A</sup>	34-30	801-23.6	119-228	.522	1-9	.111	62-134	.463	40-156	196-5.8	101-5	96	74	20	48	301-8.9
2019-20 <sup>A</sup>	32-32	990-30.9	153-282	.543	0-1	.000	70-130	.538	65-168	233-7.3	77-3	154	100	27	47	376-11.8
JUCO Total	66-62	1791-27.1	272-510	.533	1-10	.100	132-264	.500	105-324	429-6.5	178-8	250	174	47	95	677-10.3
2020-21	22-22	566-25.7	59-142	.415	2-12	.167	57-111	.514	32-67	99-4.5	51-2	75	51	15	20	177-8.0
Conf	17-17	436-25.6	42-111	.378	2-11	.182	43-84	.512	22-48	70-4.1	41-2	60	44	10	19	129-7.6
2021-22	12-4	247-20.6	26-46	.565	3-7	.429	12-34	.353	14-34	48-4.0	28-1	19	16	6	10	67-5.6
Conf	4-4	93-23.3	11-17	.647	2-4	.500	2-10	.200	2-13	15-3.8	12-0	5	7	2	4	26-6.5
NCAA Total	34-26	815-24.0	85-188	.452	5-19	.263	69-145	.476	46-101	147-4.3	79-3	94	67	21	30	244-7.2

<sup>A</sup> at Hutchinson CC



## SEBASTIAN FORSLING

Center | 7-0 | Floda, Sweden  
RIG Mark

# 3

**2.1 PPG | 2.1 RPG | 13.9 MPG**

### SEASON HIGHLIGHTS

- Had four points and five rebounds vs. Fresno State (Jan. 25)
- Had four points and a season-high eight rebounds vs. Boise State (Jan. 15)
- Had four points and three rebounds vs. SMU (Dec. 19)
- Scored a season-high seven points vs. Denver (Dec. 9)
- Made first career start vs. Grambling State (Nov. 15)
- Scored his first collegiate points (four) at Colorado (Nov. 13)
- Played four minutes vs. FAU in collegiate debut (Nov. 10)
- Had two points and two rebounds in the exhibition vs. New Mexico Highlands (Nov. 5)

### GAME-BY-GAME STATS

Opponent	MP	FG-A	3G-A	FT-A	O-D-T	PF	A	TO	BS	ST	TP
FAU	4	0-0	0-0	0-0	1-0-1	2	1	1	0	0	0
at Colorado	7	2-2	0-0	0-0	0-0-0	2	0	0	0	0	4
Grambling State*	3	0-0	0-0	0-0	0-0-0	0	0	0	0	0	0
Montana State					-DNP-						
Western NM	10	1-1	0-0	0-0	0-1-1	1	0	0	0	1	2
vs. UAB					-DNP-						
vs. Towson					-DNP-						
at NM State					-DNP-						
NM State					-DNP-						
Denver	18	3-5	0-0	1-1	1-1-2	2	1	2	1	0	7
UTEP	2	0-0	0-0	0-0	0-0-0	0	0	0	0	0	0
SMU*	14	2-4	0-1	0-1	2-1-3	1	0	0	0	1	4
Norfolk State*	17	0-1	0-0	1-2	2-0-2	2	0	0	1	0	1
at Nevada*	16	0-3	0-0	1-2	2-1-3	2	1	1	0	0	1
Utah State	18	0-1	0-1	2-4	1-0-1	1	0	3	0	0	2
at UNLV*	24	0-2	0-0	0-0	0-2-2	3	0	5	0	0	0
Boise State*	16	2-3	0-1	0-0	3-5-8	4	0	0	1	0	4
at Colorado State*	26	0-1	0-1	0-0	0-2-2	4	1	0	0	0	0
at Wyoming*	12	1-3	0-1	0-0	1-1-2	3	0	0	0	1	2
Fresno State*	21	2-4	0-1	0-0	4-1-5	4	1	1	0	1	4

\* game started

### SINGLE GAME HIGHS

#### POINTS

CAREER: 7 vs. Denver (12/9/21)  
SEASON: 7 vs. Denver (12/9/21)

#### REBOUNDS

CAREER: 8 vs. Boise State (1/15/22)  
SEASON: 8 vs. Boise State (1/15/22)

#### FIELD GOALS

CAREER: 3 vs. Denver (12/9/21)  
SEASON: 3 vs. Denver (12/9/21)

#### FIELD GOAL ATTEMPTS

CAREER: 5 vs. Denver (12/9/21)  
SEASON: 5 vs. Denver (12/9/21)

#### 3-POINTERS

CAREER: --  
SEASON: --

#### 3-POINT ATTEMPTS

CAREER: 1 six times  
SEASON: 1 six times

#### FREE THROWS

CAREER: 2 vs. Utah State (1/8/21)  
SEASON: 2 vs. Utah State (1/8/21)

#### FREE THROW ATTEMPTS

CAREER: 4 vs. Utah State (1/8/21)  
SEASON: 4 vs. Utah State (1/8/21)

#### ASSISTS

CAREER: 1 five times  
SEASON: 1 five times

#### BLOCKS

CAREER: 1 three times  
SEASON: 1 three times

#### STEALS

CAREER: 1 four times  
SEASON: 1 four times

#### MINUTES

CAREER: 26 at Colorado State (1/19/22)  
SEASON: 26 at Colorado State (1/19/22)

### CAREER STATISTICS

Year	G-GS	Min-Avg.	FG-FGA	Pct.	3FG-3FGA	Pct.	FT-FTA	Pct.	Off-Def.	Reb-Avg.	PF-DQ	Ast	TO	Blk	Stl	Pts-Avg
2021-22	15-9	209-13.9	13-30	.433	0-6	.000	5-10	.500	17-15	32-2.1	31-0	5	13	3	4	31-2.1
Conf	7-6	133-19.0	5-17	.294	0-5	.000	3-6	.500	11-12	23-3.3	21-0	3	10	1	2	13-1.9



## EMMANUEL KUAC

Guard | 6-7 | Calgary, Alb.  
Kearns HS

# 4

**4.2 PPG | 4.3 RPG | 17.8 MPG**

### SEASON HIGHLIGHTS

- Will miss the rest of the season after suffering lower leg fractures in the Utah State game (Jan. 8)
- Missed nine of the first 11 games this season due to injury
- Had five points vs. Utah State in his first start of the season (Jan. 8)
- Set career highs with 11 points, nine rebounds, three blocks and two assists vs. Norfolk State (Dec. 21)
- Had six points, three rebounds and two blocks at New Mexico State (Nov. 30)
- Made season debut vs. Towson (Nov. 26)
- Had eight points and six rebounds in the exhibition vs. New Mexico Highlands (Nov. 5)

### GAME-BY-GAME STATS

Opponent	MP	FG-A	3G-A	FT-A	O-D-T	PF	A	TO	BS	ST	TP
FAU					-DNP-						
at Colorado					-DNP-						
Grambling State					-DNP-						
Montana State					-DNP-						
Western NM					-DNP-						
vs. UAB					-DNP-						
vs. Towson	4	0-0	0-0	0-0	1-0-1	0	0	0	0	0	0
at NM State	23	2-2	0-0	2-4	0-3-3	3	0	2	2	0	6
NM State					-DNP-						
Denver					-DNP-						
UTEP					-DNP-						
SMU	18	0-2	0-1	0-0	1-2-3	4	1	0	1	1	0
Norfolk State	23	5-7	0-1	1-2	3-6-9	2	2	0	3	0	11
at Nevada	23	1-5	1-3	0-0	1-8-9	3	0	1	2	1	3
Utah State*	15	2-4	1-2	0-0	0-1-1	4	0	3	1	0	5
at UNLV					-DNP-						
Boise State					-DNP-						
at Colorado State					-DNP-						
at Wyoming					-DNP-						
Fresno State					-DNP-						

\* game started

### SINGLE GAME HIGHS

#### POINTS

CAREER: 11 vs. Norfolk State (12/21/21)  
SEASON: 11 vs. Norfolk State (12/21/21)

#### REBOUNDS

CAREER: 9 twice  
SEASON: 9 twice

#### FIELD GOALS

CAREER: 5 vs. Norfolk State (12/21/21)  
SEASON: 5 vs. Norfolk State (12/21/21)

#### FIELD GOAL ATTEMPTS

CAREER: 8 at Air Force (2/24/21)  
SEASON: 7 vs. Norfolk State (12/21/21)

#### 3-POINTERS

CAREER: 3 vs. Our Lady of the Lake (12/15/20)  
SEASON: 1 twice

#### 3-POINT ATTEMPTS

CAREER: 7 at Air Force (2/24/21)  
SEASON: 3 at Nevada (1/1/22)

#### FREE THROWS

CAREER: 3 vs. Wyoming (2/17/21)  
SEASON: 2 at New Mexico State (11/30/21)

#### FREE THROW ATTEMPTS

CAREER: 4 three times  
SEASON: 4 at New Mexico State (11/30/21)

#### ASSISTS

CAREER: 2 five times  
SEASON: 2 vs. Norfolk State (12/21/21)

#### BLOCKS

CAREER: 3 twice  
SEASON: 3 vs. Norfolk State (12/21/21)

#### STEALS

CAREER: 3 vs. Wyoming (2/19/21)  
SEASON: 1 twice

#### MINUTES

CAREER: 25 vs. San Jose State (1/21/21)  
SEASON: 23 three times

### CAREER STATISTICS

Year	G-GS	Min-Avg.	FG-FGA	Pct.	3FG-3FGA	Pct.	FT-FTA	Pct.	Off-Def.	Reb-Avg.	PF-DQ	Ast	TO	Blk	Stl	Pts-Avg
2019-20	19-0	118-6.2	12-23	.522	3-9	.333	1-6	.167	8-17	25-1.3	17-0	5	4	4	3	28-1.5
Conf	10-2	111-11.1	7-33	.212	1-11	.091	4-6	.667	1-12	13-1.3	10-0	10	12	0	4	19-1.9
2020-21	21-5	350-16.7	26-84	.310	14-54	.259	6-11	.545	16-52	68-3.2	46-1	11	24	8	12	72-3.4
Conf	17-3	275-16.2	16-62	.258	10-43	.233	5-8	.625	12-39	51-3.0	36-0	6	17	6	10	47-2.8
2021-22	6-1	107-17.8	10-20	.500	2-7	.286	3-6	.500	6-20	26-4.3	16-0	3	6	9	2	25-4.2
Conf	2-1	38-19.0	3-9	.333	2-5	.400	0-0	.000	1-9	10-5.0	7-0	0	4	3	1	8-4.0
CAREER	46-6	570-12.4	48-127	.378	19-70	.271	10-23	.435	30-89	119-2.6	79-1	19	34	21	17	125-2.7



## JAMAL MASHBURN, Jr.

Guard | 6-2 | Miami, Fla.  
Brewster Academy | Minnesota

# 5

**17.8 PPG | 2.6 RPG | 33.8 MPG**

### SEASON HIGHLIGHTS

- Tri-Captain
- Had 22 points and a career-high four steals at Wyoming (Jan. 22)
- Set career highs of 29 points and eight assists vs. Utah State (Jan. 8)
- Had 25 points vs. SMU (Dec. 19)
- Had 26 points vs. New Mexico State (Dec. 6)
- Scored 15 of his 19 points in the second half at New Mexico State (Nov. 30)
- Had 26 points vs. Towson (Nov. 26)
- Scored 26 points vs. UAB (Nov. 25)

### GAME-BY-GAME STATS

Opponent	MP	FG-A	3G-A	FT-A	O-D-T	PF	A	TO	BS	ST	TP
FAU*	34	6-16	2-5	0-0	0-2-2	1	3	0	0	1	14
at Colorado*	35	8-16	1-6	3-4	1-4-5	1	1	4	0	0	20
Grambling State*	34	7-14	2-5	2-2	1-4-5	4	2	3	1	0	18
Montana State*	37	8-13	1-2	4-7	0-1-1	1	4	1	0	2	21
Western NM*	26	7-11	0-1	5-7	0-4-4	1	1	3	1	0	19
vs. UAB*	36	9-15	2-7	6-6	0-2-2	1	3	5	0	1	26
vs. Towson*	39	9-18	4-8	4-4	0-3-3	0	1	1	0	1	26
at NM State*	28	6-13	2-4	5-6	0-1-1	2	3	1	0	0	19
NM State*	42	10-17	3-3	3-3	1-2-3	2	3	0	0	0	26
Denver*	21	2-11	0-4	6-8	1-2-3	1	2	2	0	0	10
UTEP*	30	1-12	0-5	0-1	0-1-1	3	1	4	1	0	2
SMU*	36	9-21	1-5	6-8	1-1-2	2	3	4	0	0	25
Norfolk State*	30	5-19	3-11	0-0	0-5-5	0	0	2	0	1	13
at Nevada*	34	6-17	3-8	2-3	0-3-3	1	1	2	0	1	17
Utah State*	38	8-16	4-6	9-12	0-2-2	3	8	3	0	0	29
at UNLV*	30	3-11	1-6	4-4	0-2-2	3	2	2	0	0	11
Boise State*	35	4-12	2-3	0-0	0-0-0	5	0	2	0	0	10
at Colorado State*	36	6-18	1-8	0-0	0-4-4	1	0	1	0	1	13
at Wyoming*	36	10-17	2-3	0-0	0-3-3	4	4	3	0	4	22
Fresno State*	38	4-12	0-2	7-9	0-1-1	2	1	2	0	0	15

\* game started

### SINGLE GAME HIGHS

#### POINTS

CAREER: 29 vs. Utah State (1/8/21)  
SEASON: 29 vs. Utah State (1/8/21)

#### REBOUNDS

CAREER: 6 twice  
SEASON: 5 four times

#### FIELD GOALS

CAREER: 10 twice  
SEASON: 10 twice

#### FIELD GOAL ATTEMPTS

CAREER: 22 vs. Ohio State (3/11/21) <sup>UM</sup>  
SEASON: 21 vs. SMU (12/19/21)

#### 3-POINTERS

CAREER: 4 twice  
SEASON: 4 twice

#### 3-POINT ATTEMPTS

CAREER: 11 vs. Norfolk State (12/21/21)  
SEASON: 11 vs. Norfolk State (12/21/21)

#### FREE THROWS

CAREER: 9 vs. Utah State (1/8/21)  
SEASON: 9 vs. Utah State (1/8/21)

#### FREE THROW ATTEMPTS

CAREER: 12 vs. Utah State (1/8/21)  
SEASON: 12 vs. Utah State (1/8/21)

#### ASSISTS

CAREER: 8 vs. Utah State (1/8/21)  
SEASON: 8 vs. Utah State (1/8/21)

#### BLOCKS

CAREER: 1 six times  
SEASON: 1 three times

#### STEALS

CAREER: 4 at Wyoming (1/22/22)  
SEASON: 4 at Wyoming (1/22/22)

#### MINUTES

CAREER: 42 vs. New Mexico State (12/6/21)  
SEASON: 42 vs. New Mexico State (12/6/21)

### CAREER STATISTICS

Year	G-GS	Min-Avg.	FG-FGA	Pct.	3FG-3FGA	Pct.	FT-FTA	Pct.	Off-Def.	Reb-Avg.	PF-DQ	Ast	TO	Blk	Stl	Pts-Avg
2020-21 <sup>^</sup>	29-8	641-22.1	85-243	.350	24-87	.276	43-54	.796	7-38	45-1.6	42-0	45	30	3	12	237-8.2
Conf	20-6	489-24.5	62-182	.341	9-67	.284	33-40	.825	4-35	39-2.0	33-0	29	24	2	8	176-8.8
2021-22	20-20	676-33.8	128-299	.428	34-102	.333	66-84	.786	5-47	52-2.6	38-1	43	45	3	12	356-17.8
Conf	7-7	248-35.4	41-103	.398	13-36	.361	22-28	.786	0-15	15-2.1	19-1	16	15	0	6	117-16.7
CAREER	49-28	1316-26.9	213-542	.393	58-189	.307	109-138	.790	12-85	97-2.0	80-1	88	75	6	24	593-12.1

<sup>^</sup> at Minnesota





## JAELEN HOUSE

Guard | 6-0 | Phoenix, Ariz.

Shadow Mountain HS | Arizona State

# 10

**16.3 PPG | 4.8 APG | 31.9 MPG**

### SEASON HIGHLIGHTS

- Had 18 points and seven assists at No. 23 Colorado State (Jan. 19)
- Had 21 points and seven assists vs. Boise State (Jan. 15)
- Had 21 points vs. New Mexico State (Dec. 6)
- Scored a career-high 31 points at New Mexico State (Nov. 30)
- Missed the Western New Mexico game due to injury (Nov. 22)
- Had 18 points and career highs of seven assists and eight steals vs. Grambling State (Nov. 15)
- Had a team-high 22 points at Colorado (Nov. 13)
- Had 30 points in the season-opener vs. FAU (Nov. 10), the 2nd-most points by a Lobo in their UNM debut

### GAME-BY-GAME STATS

Opponent	MP	FG-A	3G-A	FT-A	O-D-T	PF	A	TO	BS	ST	TP
FAU*	37	10-19	3-5	7-10	0-3-3	3	6	3	0	2	30
at Colorado*	31	7-15	3-7	5-5	0-1-1	5	4	1	0	2	22
Grambling State*	38	7-16	1-8	3-5	0-2-2	3	7	5	1	8	18
Montana State*	18	3-7	0-2	2-2	0-2-2	4	1	4	0	1	8
Western NM					-DNP-						
vs. UAB*	36	4-15	2-6	2-3	1-4-5	3	5	7	0	0	12
vs. Towson*	36	2-8	2-6	2-2	1-3-4	3	4	0	0	1	8
at NM State*	36	9-19	3-6	10-11	0-4-4	3	5	1	0	0	31
NM State*	38	7-17	2-6	5-5	0-2-2	1	2	4	1	1	21
Denver*	21	3-10	0-3	3-3	0-2-2	1	2	0	0	3	9
UTEP*	22	2-7	1-2	3-3	0-2-2	4	4	4	0	3	8
SMU*	38	4-16	1-9	7-8	0-3-3	3	7	2	1	1	16
Norfolk State*	27	4-8	2-5	6-8	0-3-3	3	6	1	0	4	16
at Nevada*	32	4-16	1-5	9-10	0-1-1	2	6	3	0	3	18
Utah State*	39	3-14	2-7	0-0	0-6-6	5	6	1	0	1	8
at UNLV*	23	4-10	0-4	0-1	2-5-7	4	3	4	0	2	8
Boise State*	32	8-13	1-3	4-7	0-3-3	4	7	4	1	2	21
at Colorado State*	36	8-14	2-6	0-0	0-4-4	2	7	6	0	3	18
at Wyoming*	30	7-14	0-2	4-4	0-1-1	4	4	2	2	1	18
Fresno State*	36	6-12	1-4	6-6	1-4-5	0	5	5	1	2	19

\* game started

### SINGLE GAME HIGHS

#### POINTS

CAREER: 31 at New Mexico State (11/30/21)  
SEASON: 31 at New Mexico State (11/30/21)

#### REBOUNDS

CAREER: 7 twice  
SEASON: 7 at UNLV (Jan. 11)

#### FIELD GOALS

CAREER: 10 vs. FAU (11/10/21)  
SEASON: 10 vs. FAU (11/10/21)

#### FIELD GOAL ATTEMPTS

CAREER: 19 twice  
SEASON: 19 twice

#### 3-POINTERS

CAREER: 5 vs. Texas Southern (12/28/19)<sup>ASU</sup>  
SEASON: 3 three times

#### 3-POINT ATTEMPTS

CAREER: 9 vs. SMU (12/19/21)  
SEASON: 9 vs. SMU (12/19/21)

#### FREE THROWS

CAREER: 10 at New Mexico State (11/30/21)  
SEASON: 10 at New Mexico State (11/30/21)

#### FREE THROW ATTEMPTS

CAREER: 11 at New Mexico State (11/30/21)  
SEASON: 11 at New Mexico State (11/30/21)

#### ASSISTS

CAREER: 7 four times  
SEASON: 7 four times

#### BLOCKS

CAREER: 2 at Wyoming (1/22/22)  
SEASON: 2 at Wyoming (1/22/22)

#### STEALS

CAREER: 8 vs. Grambling State (11/15/21)  
SEASON: 8 vs. Grambling State (11/15/21)

#### MINUTES

CAREER: 39 vs. Utah State (1/8/21)  
SEASON: 39 vs. Utah State (1/8/21)

### CAREER STATISTICS

Year	G-GS	Min-Avg.	FG-FGA	Pct.	3FG-3FGA	Pct.	FT-FTA	Pct.	Off-Def.	Reb-Avg.	PF-DQ	Ast	TO	Blk	Stl	Pts-Avg
2019-20 ^	30-0	481-16.0	34-123	.276	16-60	.267	33-43	.767	11-46	57-1.9	52-0	35	25	2	38	117-3.9
Conf	18-0	238-13.2	7-50	.140	4-25	.160	13-20	.650	4-17	21-1.2	28-0	11	9	1	16	31-1.7
2020-21 ^	21-0	393-18.7	40-103	.388	23-59	.390	9-13	.692	4-38	42-2.0	33-0	31	26	0	34	112-5.3
Conf	14-0	275-19.6	30-72	.417	17-42	.405	5-9	.556	2-25	27-1.9	23-0	18	17	0	20	82-5.9
2021-22	19-19	606-31.9	102-250	.408	27-96	.281	78-93	.839	5-55	60-3.2	57-2	91	57	7	40	309-16.3
Conf	7-7	228-32.5	40-93	.430	7-31	.226	23-28	.821	3-24	27-3.9	21-1	38	25	4	14	110-15.7
CAREER	70-19	1476-21.1	176-476	.370	66-215	.307	120-149	.805	20-139	159-2.3	142-2	157	108	9	112	538-7.7

^ at Arizona State



## JAVONTÈ JOHNSON

Guard | 6-6 | Colorado Springs, Colo.  
Cheyenne Mountain HS

# 13

**8.9 PPG | 4.7 RPG | 28.2 MPG**

### SEASON HIGHLIGHTS

- Had 11 points (4-4 FG) at Wyoming (Jan. 22)
- Had 18 points (7-8 FG, 4-5 3FG) at No. 23 Colorado State (Jan. 19)
- Had 23 points (7-9 3FGs) for first career 20-point game vs. Utah State (Jan. 8)
- Had 16 points and nine rebounds vs. UTEP (Dec. 12)
- Had 12 points (2-3 3FG, 6-6 FT) in a career-high 37 minutes at New Mexico State (Nov. 30)
- Had 13 points (5-6 FG, 3-3 3FG) vs. UAB (Nov. 25)
- Had eight points and seven rebounds in first start of the season vs Montana State (Nov. 20)
- Set career highs of 16 points and 10 rebounds for first career double-double vs. Grambling St. (Nov. 15)

### GAME-BY-GAME STATS

Opponent	MP	FG-A	3G-A	FT-A	O-D-T	PF	A	TO	BS	ST	TP
FAU	17	2-2	1-1	2-4	0-2-2	3	0	1	0	0	7
at Colorado	23	3-5	2-3	2-2	0-3-3	3	0	1	0	1	10
Grambling State	29	5-6	3-4	3-4	1-9-10	0	1	2	0	0	16
Montana State*	34	3-9	2-6	0-1	2-5-7	0	0	0	0	0	8
Western NM*	21	3-7	2-4	2-2	0-6-6	1	1	0	0	2	10
vs. UAB*	33	5-6	3-3	0-0	0-2-2	4	1	2	0	0	13
vs. Towson*	26	1-9	0-5	2-4	3-5-8	1	1	2	0	0	4
at NM State*	37	2-6	2-3	6-6	2-3-5	3	2	0	0	1	12
NM State*	39	1-5	0-1	1-3	4-4-8	1	2	1	0	1	3
Denver*	21	1-3	1-3	2-2	0-5-5	1	1	0	1	0	5
UTEP*	31	6-11	1-2	3-3	3-6-9	1	0	0	0	0	16
SMU*	30	1-5	1-2	1-1	2-2-4	1	0	0	0	0	4
Norfolk State*	24	2-5	2-4	0-1	1-3-4	1	0	0	0	0	6
at Nevada*	18	0-2	0-2	0-0	0-3-3	4	0	1	0	2	0
Utah State*	37	8-12	7-9	0-0	2-4-6	2	1	2	0	0	23
at UNLV*	31	2-6	1-4	2-3	0-3-3	1	1	0	0	0	7
Boise State*	28	0-0	0-0	0-1	0-4-4	3	0	0	1	1	0
at Colorado State*	30	7-8	4-5	0-1	0-2-2	5	0	0	1	0	18
at Wyoming*	32	4-4	2-2	1-2	0-1-1	5	2	0	0	0	11
Fresno State*	24	2-9	0-6	0-0	1-0-1	1	0	1	0	0	4

\* game started

### SINGLE GAME HIGHS

#### POINTS

CAREER: 23 vs. Utah State (1/8/21)  
SEASON: 23 vs. Utah State (1/8/21)

#### REBOUNDS

CAREER: 10 vs. Grambling State (11/15/21)  
SEASON: 10 vs. Grambling State (11/15/21)

#### FIELD GOALS

CAREER: 8 vs. Utah State (1/8/21)  
SEASON: 8 vs. Utah State (1/8/21)

#### FIELD GOAL ATTEMPTS

CAREER: 12 vs. Utah State (1/8/21)  
SEASON: 12 vs. Utah State (1/8/21)

#### 3-POINTERS

CAREER: 7 vs. Utah State (1/8/21)  
SEASON: 7 vs. Utah State (1/8/21)

#### 3-POINT ATTEMPTS

CAREER: 9 vs. Utah State (1/8/21)  
SEASON: 9 vs. Utah State (1/8/21)

#### FREE THROWS

CAREER: 6 at New Mexico State (11/30/21)  
SEASON: 6 at New Mexico State (11/30/21)

#### FREE THROW ATTEMPTS

CAREER: 6 twice  
SEASON: 6 at New Mexico State (11/30/21)

#### ASSISTS

CAREER: 2 five times  
SEASON: 2 three times

#### BLOCKS

CAREER: 1 four times  
SEASON: 1 twice

#### STEALS


CAREER: 2 three times  
SEASON: 2 twice

#### MINUTES

CAREER: 39 vs. New Mexico State (12/6/21)  
SEASON: 39 vs. New Mexico State (12/6/21)

### CAREER STATISTICS

Year	G-GS	Min-Avg.	FG-FGA	Pct.	3FG-3FGA	Pct.	FT-FTA	Pct.	Off-Def.	Reb-Avg.	PF-DQ	Ast	TO	Blk	Stl	Pts-Avg
2020-21	22-3	276-12.5	21-73	.288	6-34	.176	16-22	.727	14-21	35-1.6	21-0	7	4	2	7	64-2.9
Conf	17-2	197-11.6	12-50	.240	4-26	.154	10-13	.769	9-13	22-1.3	19-0	4	4	2	4	38-2.2
2021-22	20-17	565-28.2	58-120	.483	34-70	.493	27-40	.675	21-72	93-4.7	41-2	13	13	3	8	177-8.9
Conf	7-7	201-28.6	23-41	.561	14-28	.500	3-7	.429	3-17	20-2.9	21-2	4	4	2	3	63-9.0
CAREER	42-20	840-20.0	79-193	.409	40-103	.388	43-62	.694	35-93	128-3.0	62-2	20	17	5	15	241-5.7



## JAY ALLEN-TOVAR

Forward | 6-9 | San Jose, Calif.  
Valley Christian HS | Salt Lake CC

# 21

**7.4 PPG | 4.8 RPG | 21.9 MPG**

### SEASON HIGHLIGHTS

- Had 10 points and seven rebounds vs. Fresno State (Jan. 25)
- Scored a career-high 25 points (10-14 FG) and had six rebounds at Wyoming (Jan. 22)
- Had 11 points (3-4 3FG) and three blocks vs. Boise State (Jan. 15)
- Had nine points, 10 rebounds and three blocks vs. Denver (Dec. 9)
- Had 15 points and 11 rebounds for first career double-double at New Mexico State (Nov. 30)
- Scored 14 points vs. Western New Mexico (Nov. 22)
- Had 18 points, eight rebounds and three blocks in the season-opener vs. FAU (Nov. 10)
- Had 17 points (7-9 FG) and three blocks in the exhibition vs. New Mexico Highlands (Nov. 5)

### GAME-BY-GAME STATS

Opponent	MP	FG-A	3G-A	FT-A	O-D-T	PF	A	TO	BS	ST	TP
FAU*	33	7-14	3-8	1-1	3-5-8	1	0	2	3	0	18
at Colorado*	20	1-5	0-3	1-2	1-1-2	2	1	1	1	0	3
Grambling State	13	0-2	0-2	0-0	0-2-2	2	1	0	1	2	0
Montana State	9	0-1	0-1	2-2	1-0-1	1	0	0	1	0	2
Western NM	20	5-8	2-3	2-4	1-3-4	1	0	1	3	1	14
vs. UAB	14	1-1	0-0	0-0	0-1-1	0	0	1	0	0	2
vs. Towson	30	2-6	0-0	0-0	1-2-3	2	0	2	1	1	4
at NM State	31	5-11	1-5	4-4	2-9-11	3	1	2	0	1	15
NM State	23	3-10	0-6	0-1	0-4-4	1	0	0	2	0	6
Denver	17	2-2	0-0	5-5	2-8-10	0	0	2	3	0	9
UTEP	21	2-7	0-3	1-2	2-3-5	3	1	1	2	0	5
SMU	10	1-2	0-0	1-2	0-1-1	0	0	0	1	0	3
Norfolk State	16	2-8	0-2	2-2	4-6-10	0	1	1	3	0	6
at Nevada	22	2-6	1-4	0-1	5-3-8	0	2	1	0	0	5
Utah State	20	1-2	0-1	0-0	0-3-3	1	1	0	1	0	2
at UNLV	10	1-4	0-1	0-0	0-3-3	1	0	0	0	0	2
Boise State	30	4-6	3-4	0-0	0-4-4	2	0	2	3	0	11
at Colorado State*	28	2-5	1-2	0-0	0-3-3	3	1	0	0	1	5
at Wyoming*	38	10-14	4-7	1-2	0-6-6	2	0	1	1	1	25
Fresno State*	32	3-6	2-4	2-2	1-6-7	3	0	0	1	0	10

\* game started

### SINGLE GAME HIGHS (NCAA)

#### POINTS

CAREER: 25 at Wyoming (1/22/22)  
SEASON: 25 at Wyoming (1/22/22)

#### REBOUNDS

CAREER: 11 at New Mexico State (11/30/21)  
SEASON: 11 at New Mexico State (11/30/21)

#### FIELD GOALS

CAREER: 10 at Wyoming (1/22/22)  
SEASON: 10 at Wyoming (1/22/22)

#### FIELD GOAL ATTEMPTS

CAREER: 14 twice  
SEASON: 14 twice

#### 3-POINTERS

CAREER: 4 at Wyoming (1/22/22)  
SEASON: 4 at Wyoming (1/22/22)

#### 3-POINT ATTEMPTS

CAREER: 8 vs. FAU (11/10/21)  
SEASON: 8 vs. FAU (11/10/21)

#### FREE THROWS

CAREER: 5 vs. Denver (12/9/21)  
SEASON: 5 vs. Denver (12/9/21)

#### FREE THROW ATTEMPTS

CAREER: 5 vs. Denver (12/9/21)  
SEASON: 5 vs. Denver (12/9/21)

#### ASSISTS

CAREER: 2 at Nevada (1/1/22)  
SEASON: 2 at Nevada (1/1/22)

#### BLOCKS

CAREER: 3 five times  
SEASON: 3 five times

#### STEALS

CAREER: 2 vs. Grambling State (11/15/21)  
SEASON: 2 vs. Grambling State (11/15/21)

#### MINUTES

CAREER: 38 at Wyoming (1/22/22)  
SEASON: 38 at Wyoming (1/22/22)

### CAREER STATISTICS

Year	G-GS	Min-Avg.	FG-FGA	Pct.	3FG-3FGA	Pct.	FT-FTA	Pct.	Off-Def.	Reb-Avg.	PF-DQ	Ast	TO	Blk	Stl	Pts-Avg
2019-20 <sup>^</sup>	31-1	378-12.2	61-113	.540	11-37	.297	32-44	.727	18-65	83-2.7	28-0	19	23	20	6	165-5.3
2020-21 <sup>^</sup>	24-17	530-22.1	99-163	.607	12-47	.255	45-65	.692	44-112	156-6.5	31-0	25	23	30	16	255-10.6
JUICO Total	55-18	908-16.5	160-276	.580	23-84	.274	77-109	.706	62-177	239-4.3	59-0	44	56	50	22	420-7.6
2021-22	20-5	437-21.9	54-120	.450	17-56	.304	22-30	.733	23-73	96-4.8	28-0	9	17	27	7	147-7.4
Conf	7-3	179-25.6	23-43	.535	11-23	.478	3-5	.600	6-28	34-4.9	12-0	4	4	6	2	60-8.6

<sup>^</sup> at Salt Lake CC



## TARYN TODD

Guard | 6-5 | Vaughan, Ont.  
Findlay Prep | TCU

# 24

**5.3 PPG | 2.7 RPG | 19.0 MPG**

### SEASON HIGHLIGHTS

- Had eight points and two assists at Wyoming (Jan. 22)
- Scored eight points (8-10 FT) at New Mexico State (Nov. 30)
- Had 14 points vs. Towson (Nov. 26)
- Set career highs of 16 points and four blocks vs. Grambling State (Nov. 15)
- Set career highs of 12 points and seven steals at Colorado (Nov. 13)
- Scored two points in the season opener vs. FAU (Nov. 10)
- Scored six points in the exhibition vs. New Mexico Highlands (Nov. 5)

### GAME-BY-GAME STATS

Opponent	MP	FG-A	3G-A	FT-A	O-D-T	PF	A	TO	BS	ST	TP
FAU*	18	0-1	0-0	2-2	0-1-1	1	2	0	0	0	2
at Colorado*	20	4-6	0-0	4-5	0-0-0	5	0	0	0	7	12
Grambling State*	33	6-12	2-4	2-2	1-2-3	1	1	1	4	1	16
Montana State*	35	1-4	0-1	5-6	1-4-5	3	2	3	1	1	7
Western NM*	18	1-1	0-0	0-0	0-2-2	4	1	4	0	1	2
vs. UAB*	26	2-4	0-0	2-2	2-2-4	4	2	2	1	1	6
vs. Towson*	31	5-12	2-5	2-3	3-1-4	3	1	1	2	1	14
at NM State*	17	0-3	0-1	8-10	2-2-4	3	3	0	0	2	8
NM State*	13	0-2	0-1	0-2	0-3-3	1	0	0	0	0	0
Denver*	22	3-5	0-0	0-0	2-2-4	3	1	0	1	0	6
UTEP*	16	1-3	0-1	0-0	0-1-1	5	1	1	0	1	2
SMU*	14	1-2	0-0	0-0	2-3-5	0	1	0	0	0	2
Norfolk State*	17	3-6	0-2	0-0	1-2-3	1	0	0	1	0	6
at Nevada	20	1-4	0-0	2-4	2-2-4	3	0	1	0	0	4
Utah State	10	1-1	0-0	0-0	2-2-4	1	1	0	0	1	2
at UNLV	14	0-3	0-2	0-0	0-1-1	1	0	1	1	0	0
Boise State					-DNP-						
at Colorado State	14	1-3	1-2	0-0	0-1-1	2	0	1	1	0	3
at Wyoming	15	3-7	2-6	0-0	0-1-1	1	2	1	0	0	8
Fresno State	9	0-1	0-0	0-0	0-1-1	1	0	0	1	3	0

\* game started

### SINGLE GAME HIGHS

#### POINTS

CAREER: 16 vs. Grambling State (11/15/21)  
SEASON: 16 vs. Grambling State (11/15/21)

#### REBOUNDS

CAREER: 5 three times  
SEASON: 5 twice

#### FIELD GOALS

CAREER: 6 vs. Grambling State (11/15/21)  
SEASON: 6 vs. Grambling State (11/15/21)

#### FIELD GOAL ATTEMPTS

CAREER: 12 three times  
SEASON: 12 twice

#### 3-POINTERS

CAREER: 2 eight times  
SEASON: 2 three times

#### 3-POINT ATTEMPTS

CAREER: 6 at Wyoming (1/22/22)  
SEASON: 6 at Wyoming (1/22/22)

#### FREE THROWS

CAREER: 8 at New Mexico State (11/30/21)  
SEASON: 8 at New Mexico State (11/30/21)

#### FREE THROW ATTEMPTS

CAREER: 10 at New Mexico State (11/30/21)  
SEASON: 10 at New Mexico State (11/30/21)

#### ASSISTS

CAREER: 4 twice  
SEASON: 3 at New Mexico State (11/30/21)

#### BLOCKS

CAREER: 4 vs. Grambling State (11/15/21)  
SEASON: 4 vs. Grambling State (11/15/21)

#### STEALS

CAREER: 7 at Colorado (11/13/21)  
SEASON: 7 at Colorado (11/13/21)

#### MINUTES

CAREER: 35 vs. Montana State (11/20/21)  
SEASON: 35 vs. Montana State (11/20/21)

### CAREER STATISTICS

Year	G-GS	Min-Avg.	FG-FGA	Pct.	3FG-3FGA	Pct.	FT-FTA	Pct.	Off-Def.	Reb-Avg.	PF-DQ	Ast	TO	Blk	Stl	Pts-Avg
2020-21 ^	26-5	460-17.7	43-104	.413	18-47	.383	13-23	.565	7-32	39-1.5	42-1	34	34	5	14	117-4.5
Conf	16-2	300-18.8	24-59	.407	10-24	.417	8-12	.667	4-28	32-2.0	28-1	23	25	3	7	66-4.1
2021-22	19-13	361-19.0	33-80	.413	7-25	.280	27-36	.750	18-33	51-2.7	43-2	18	16	13	19	100-5.3
Conf	6-0	82-13.6	6-19	.316	3-10	.300	2-4	.500	4-8	12-2.0	9-0	3	4	3	4	17-2.8
CAREER	45-18	821-18.2	76-184	.413	25-72	.347	40-59	.678	25-65	90-2.0	85-3	52	50	18	33	217-4.8

^ at TCU





## JEREMIAH FRANCIS III

Guard | 6-1 | Columbus, Ohio  
Pickerington Central HS | North Carolina

# 30

1.8 PPG | 1.6 APG | 8.2 MPG

### SEASON HIGHLIGHTS

- Had three points and two assists vs. Norfolk State (Dec. 21)
- Had two points and two assists vs. Denver (Dec. 9)
- Had six points and a career-high seven assists vs. Western New Mexico (Nov. 22)
- Made season debut vs. Grambling State (Nov. 15)
- Had three points and five assists in the exhibition vs. New Mexico Highlands (Nov. 5)

### GAME-BY-GAME STATS

Opponent	MP	FG-A	3G-A	FT-A	O-D-T	PF	A	TO	BS	ST	TP
FAU					-DNP-						
at Colorado					-DNP-						
Grambling State	5	0-1	0-1	0-0	0-0-0	0	0	1	0	0	0
Montana State	3	0-0	0-0	0-0	0-0-0	0	0	0	0	0	0
Western NM*	29	3-7	0-1	0-1	0-1-1	1	7	0	0	0	6
vs. UAB					-DNP-						
vs. Towson					-DNP-						
at NM State					-DNP-						
NM State					-DNP-						
Denver	7	1-1	0-0	0-0	0-2-2	0	2	0	0	0	2
UTEP					-DNP-						
SMU					-DNP-						
Norfolk State	13	1-4	1-2	0-0	1-1-2	1	2	0	1	0	3
at Nevada	4	1-1	1-1	0-0	0-0-0	0	0	1	0	0	3
Utah State					-DNP-						
at UNLV	4	0-1	0-1	0-0	0-0-0	0	2	0	0	0	0
Boise State					-DNP-						
at Colorado State					-DNP-						
at Wyoming	0+	0-0	0-0	0-0	0-0-0	1	0	0	0	0	0
Fresno State					-DNP-						

\* game started

### SINGLE GAME HIGHS

#### POINTS

CAREER: 19 vs. Fresno State (3/10/21)  
SEASON: 6 vs. Western New Mexico (11/22/21)

#### REBOUNDS

CAREER: 5 vs. Nevada (12/31/20)  
SEASON: 2 twice

#### FIELD GOALS

CAREER: 6 vs. Fresno State (3/10/21)  
SEASON: 3 vs. Western New Mexico (11/22/21)

#### FIELD GOAL ATTEMPTS

CAREER: 13 twice  
SEASON: 7 vs. Western New Mexico (11/22/21)

#### 3-POINTERS

CAREER: 4 vs. Fresno State (3/10/21)  
SEASON: 1 twice

#### 3-POINT ATTEMPTS

CAREER: 7 twice  
SEASON: 2 vs. Norfolk State (12/21/21)

#### FREE THROWS

CAREER: 9 vs. UCLA (12/21/19) <sup>UNC</sup>  
SEASON: --

#### FREE THROW ATTEMPTS

CAREER: 10 vs. UCLA (12/21/19) <sup>UNC</sup>  
SEASON: 1 vs. Western New Mexico (11/22/21)

#### ASSISTS

CAREER: 7 vs. Western New Mexico (11/22/21)  
SEASON: 7 vs. Western New Mexico (11/22/21)

#### BLOCKS

CAREER: 1 vs. Norfolk State (12/21/21)  
SEASON: 1 vs. Norfolk State (12/21/21)

#### STEALS

CAREER: 3 at Rice (12/13/20)  
SEASON: --

#### MINUTES

CAREER: 35 twice  
SEASON: 29 vs. Western New Mexico (11/22/21)

### CAREER STATISTICS

Year	G-GS	Min-Avg.	FG-FGA	Pct.	3FG-3FGA	Pct.	FT-FTA	Pct.	Off-Def.	Reb-Avg.	PF-DQ	Ast	TO	Blk	Stl	Pts-Avg
2019-20 %	16-3	217-13.6	15-66	.227	4-20	.200	18-26	.692	1-19	20-1.3	18-0	26	19	0	7	52-3.3
Conf	10-2	111-11.1	7-33	.212	1-11	.091	4-6	.667	1-12	13-1.3	10-0	10	12	0	4	19-1.9
2020-21	21-11	477-22.7	46-140	.329	14-59	.237	28-38	.737	8-35	43-2.0	23-0	46	39	0	15	134-6.4
Conf	16-6	360-22.5	35-100	.350	9-38	.237	20-27	.741	6-23	29-1.8	17-0	33	30	0	8	99-6.2
2021-22	8-1	66-8.2	6-15	.400	2-6	.333	0-1	.000	1-4	5-0.6	3-0	13	2	1	0	14-1.8
Conf	3-0	9-3.0	1-2	.500	1-2	.500	0-0	.000	0-0	0-0.0	1-0	2	1	0	0	3-1.0
CAREER	45-15	758-16.8	67-221	.303	20-85	.235	46-65	.708	10-58	68-1.5	44-0	85	60	1	22	200-4.4

% at North Carolina



## BIRIMA SECK

Forward | 6-11 | Dakar, Senegal  
Dream City Christian

# 34

**0.4 PPG | 2.5 RPG | 9.7 MPG**

### SEASON HIGHLIGHTS

- Had two points vs. Boise State (Jan. 15)
- Scored first career points (two) vs. UAB (Nov. 25)
- Set career highs of 10 rebounds and four blocks vs. Western New Mexico (Nov. 22)
- Had a team-high six rebounds at Colorado (Nov.13)
- Had two rebounds and two assists in season-opener vs. FAU (Nov. 10)
- Had six points and eight rebounds in the exhibition vs. New Mexico Highlands (Nov. 5)

### GAME-BY-GAME STATS

Opponent	MP	FG-A	3G-A	FT-A	O-D-T	PF	A	TO	BS	ST	TP
FAU*	10	0-0	0-0	0-0	1-1-2	3	2	0	0	1	0
at Colorado	20	0-1	0-0	0-0	1-5-6	5	0	1	0	0	0
Grambling State*	11	0-1	0-0	0-0	0-2-2	1	2	0	1	0	0
Montana State	6	0-0	0-0	0-0	0-1-1	2	0	0	0	0	0
Western NM	25	0-1	0-1	0-0	0-10-10	3	1	1	4	1	0
vs. UAB	7	1-1	0-0	0-0	0-1-1	0	0	0	0	0	2
vs. Towson	7	0-2	0-0	0-0	1-1-2	2	1	0	0	0	0
at NM State					-DNP-						
NM State					-DNP-						
Denver	3	0-0	0-0	0-0	0-1-1	0	0	0	0	0	0
UTEP					-DNP-						
SMU					-DNP-						
Norfolk State					-DNP-						
at Nevada					-DNP-						
Utah State					-DNP-						
at UNLV	9	0-0	0-0	0-0	1-1-2	3	0	0	0	0	0
Boise State	7	1-1	0-0	0-0	0-1-1	2	0	0	0	0	2
at Colorado State	3	0-0	0-0	0-0	0-0-0	0	0	0	0	0	0
at Wyoming					-DNP-						
Fresno State					-DNP-						

\* game started

### SINGLE GAME HIGHS

#### POINTS

CAREER: 2 twice  
SEASON: 2 twice

#### REBOUNDS

CAREER: 10 vs. Western New Mexico (11/22/21)  
SEASON: 10 vs. Western New Mexico (11/22/21)

#### FIELD GOALS

CAREER: 1 twice  
SEASON: 1 twice

#### FIELD GOAL ATTEMPTS

CAREER: 2 vs. Towson (11/26/21)  
SEASON: 2 vs. Towson (11/26/21)

#### 3-POINTERS

CAREER: --  
SEASON: --

#### 3-POINT ATTEMPTS

CAREER: 1 vs. Western New Mexico (11/22/21)  
SEASON: 1 vs. Western New Mexico (11/22/21)

#### FREE THROWS

CAREER: --  
SEASON: --

#### FREE THROW ATTEMPTS

CAREER: --  
SEASON: --

#### ASSISTS

CAREER: 2 twice  
SEASON: 2 twice

#### BLOCKS

CAREER: 4 vs. Western New Mexico (11/22/21)  
SEASON: 4 vs. Western New Mexico (11/22/21)

#### STEALS

CAREER: 1 twice  
SEASON: 1 twice

#### MINUTES

CAREER: 25 vs. Western New Mexico (11/22/21)  
SEASON: 25 vs. Western New Mexico (11/22/21)

### CAREER STATISTICS

Year	G-GS	Min-Avg.	FG-FGA	Pct.	3FG-3FGA	Pct.	FT-FTA	Pct.	Off-Def.	Reb-Avg.	PF-DQ	Ast	TO	Blk	Stl	Pts-Avg
2021-22	11-2	107-9.7	2-7	.286	0-1	.000	0-0	.000	4-24	28-2.5	21-1	6	2	5	2	4-0.4
Conf	3-0	19-6.3	1-1	1.000	0-0	.000	0-0	.000	1-3	3-1.0	5-0	0	0	0	0	2-0.7



2021-22 New Mexico Men's Basketball  
Extended Season Box Score  
All games

Game Records

Record	Overall	Home	Away	Neutral
ALL GAMES	7-13	6-6	1-5	0-2
CONFERENCE	0-7	0-3	0-4	0-0
NON-CONFERENCE	7-6	6-3	1-1	0-2

Team Box Score Extended

No.	Player	GP-GS			Total			3-Point			F-Throw			Rebounds			PF	DQ	A	A/G	TO	TO/G	A/TO	BLK/G	STL	STL/G	PTS	AVG
		MIN	AVG	FG-FGA	FG%	3FG-3FGA	3FG%	FT-FTA	FT%	OFF	DEF	TOT	AVG															
5	MASHBURN, JR., Jamal	20-20	676:06	33.8	128-299	.428	34-102	.333	66-84	.786	5	47	52	2.6	38	1	43	2.15	45	2.25	0.96	3	0.15	12	0.60	356	17.8	
10	HOUSE, Jaelen	19-19	605:54	31.9	102-250	.408	27-96	.281	78-93	.839	5	55	60	3.2	57	2	91	4.79	57	3.00	1.60	7	0.37	40	2.11	309	16.3	
0	JENKINS, KJ	18-0	379:35	21.1	60-151	.397	41-109	.376	27-31	.871	9	32	41	2.3	39	1	14	0.78	14	0.78	1.00	0	0.00	10	0.56	188	10.4	
35	MUSCADIN, Gethro	12-9	245:34	20.5	40-82	.488	2-5	.400	30-39	.769	21	43	64	5.3	35	2	11	0.92	24	2.00	0.46	19	1.58	9	0.75	112	9.3	
13	JOHNSON, Javonté	20-17	564:39	28.2	58-120	.483	34-69	.493	27-40	.675	21	72	93	4.7	41	2	13	0.65	13	0.65	1.00	3	0.15	8	0.40	177	8.9	
21	ALLEN-TOVAR, Jay	20-5	437:13	21.9	54-120	.450	17-56	.304	22-30	.733	23	73	96	4.8	28	0	9	0.45	17	0.85	0.53	27	1.35	7	0.35	147	7.4	
1	SINGLETON, Saquan	12-4	246:41	20.6	26-46	.565	3-7	.429	12-34	.353	14	34	48	4.0	28	1	19	1.58	16	1.33	1.19	6	0.50	10	0.83	67	5.6	
24	TODD, Taryn	19-13	361:19	19.0	33-80	.413	7-25	.280	27-36	.750	18	33	51	2.7	43	2	18	0.95	16	0.84	1.13	13	0.68	19	1.00	100	5.3	
20	PATTERSON, Clay	1-0	05:39	5.7	2-3	.667	1-1	1.000	0-0	.000	0	0	0	0.0	1	0	0	0.00	1	1.00	0.00	0	0.00	0	0.00	5	5.0	
4	KUAC, Emmanuel	6-1	106:34	17.8	10-20	.500	2-7	.286	3-6	.500	6	20	26	4.3	16	0	3	0.50	6	1.00	0.50	9	1.50	2	0.33	25	4.2	
3	FORSLING, Sebastian	15-9	208:57	13.9	13-30	.433	0-6	.000	5-10	.500	17	15	32	2.1	31	0	5	0.33	13	0.87	0.38	3	0.20	4	0.27	31	2.1	
30	FRANCIS, Jeremiah	8-1	65:55	8.2	6-15	.400	2-6	.333	0-1	.000	1	4	5	0.6	3	0	13	1.63	2	0.25	6.50	1	0.13	0	0.00	14	1.8	
34	SECK, Birima	11-2	106:50	9.7	2-7	.286	0-1	.000	0-0	.000	4	24	28	2.5	21	1	6	0.55	2	0.18	3.00	5	0.45	2	0.18	4	0.4	
33	ARROYO, Jordan	5-0	39:02	7.8	0-4	.000	0-1	.000	0-0	.000	2	4	6	1.2	6	0	0	0.00	1	0.20	0.00	1	0.20	1	0.20	0	0.0	
Total		20	4050		534-1227	.435	170-491	.346	297-404	.735	185	495	680	34.0	387	12	245	12.25	235	11.75	1.04	97	4.85	124	6.20	1535	76.8	
Opponents		20	4050		545-1201	.454	131-396	.331	342-464	.737	226	567	793	39.7	373	7	274	13.70	268	13.40	1.02	64	3.20	122	6.10	1563	78.2	

Score by Periods

Team	1st	2nd	OT	TOT
New Mexico	703	813	19	1535
Opponents	709	830	24	1563



**2021-22 New Mexico Men's Basketball  
Team Game-by-Game  
All games**

Page 1/1  
as of Jan 26, 2022

				Total		3-Pointers		Free throws		Rebounds											
Opponent	Date	Score		FG-FGA	PCT	3FG-3FGA	PCT	FT-FTA	PCT	OFF	DEF	TOT	AVG	PF	A	TO	BLK	STL	PTS	AVG	
Fla. Atlantic	11/10/2021	99-92	W	35-66	.530	12-23	.522	17-23	.739	7	18	25	25.0	20	15	10	5	7	99	99.0	
at Colorado	11/13/2021	76-87	L	26-62	.419	6-23	.261	18-22	.818	8	19	27	26.0	27	7	13	2	12	76	87.5	
Grambling	11/15/2021	86-61	W	31-68	.456	10-28	.357	14-17	.824	10	27	37	29.7	16	14	12	9	11	86	87.0	
Montana St.	11/20/2021	81-78	W	26-55	.473	7-17	.412	22-29	.759	10	23	33	30.5	18	11	12	5	8	81	85.5	
Western N.M.	11/22/2021	88-63	W	34-57	.596	9-19	.474	11-16	.688	5	34	39	32.2	15	16	15	10	9	88	86.0	
vs UAB	11/25/2021	73-86	L	25-53	.472	8-19	.421	15-24	.625	9	18	27	31.3	16	14	20	2	6	73	83.8	
vs Towson	11/26/2021	58-73	L	20-62	.323	8-25	.320	10-13	.769	12	19	31	31.3	21	9	10	3	4	58	80.1	
at New Mexico St.	11/30/2021	101-94	W	29-62	.468	8-20	.400	35-42	.833	10	29	39	32.3	22	15	9	4	4	101	82.8	
New Mexico St.	12/06/2021	76-78	Lot	28-71	.394	6-22	.273	14-23	.609	10	31	41	33.2	15	10	10	7	5	76	82.0	
Denver	12/09/2021	87-67	W	27-62	.435	7-23	.304	26-31	.839	13	35	48	34.7	14	15	6	8	3	87	82.5	
UTEP	12/12/2021	69-77	L	23-58	.397	4-18	.222	19-26	.731	13	28	41	35.3	22	14	16	6	5	69	81.3	
SMU	12/19/2021	72-90	L	26-69	.377	5-26	.192	15-20	.750	13	19	32	35.0	17	12	7	5	4	72	80.5	
Norfolk St.	12/21/2021	68-54	W	24-69	.348	8-35	.229	12-17	.706	15	34	49	36.1	12	14	6	9	7	68	79.5	
at Nevada	01/01/2022	70-79	L	23-64	.359	9-26	.346	15-21	.714	15	24	39	36.3	22	13	17	2	8	70	78.9	
Utah St.	01/08/2022	87-90	Lot	29-65	.446	17-34	.500	12-17	.706	10	25	35	36.2	19	19	17	3	5	87	79.4	
at UNLV	01/11/2022	56-85	L	19-55	.345	7-31	.226	11-17	.647	3	27	30	35.8	21	9	15	1	4	56	77.9	
Boise St.	01/15/2022	63-71	L	24-49	.490	10-19	.526	5-14	.357	3	25	28	35.4	28	10	13	7	3	63	77.1	
at Colorado St.	01/19/2022	74-80	L	29-58	.500	14-33	.424	2-4	.500	4	21	25	34.8	21	9	10	2	5	74	76.9	
at Wyoming	01/22/2022	91-93	L	36-67	.537	10-26	.385	9-11	.818	5	18	23	34.2	23	12	7	3	8	91	77.6	
Fresno St.	01/25/2022	60-65	L	20-55	.364	5-24	.208	15-17	.882	10	21	31	34.0	18	7	10	4	6	60	76.8	
Total		1535		534-1227	.435	170-491	.346	297-404	.735	185	495	680	34.0	387	245	235	97	124	1535	76.8	
Opponents		1563		545-1201	.454	131-396	.331	342-464	.737	226	567	793	39.7	373	274	268	64	122	1563	78.2	

**New Mexico Averages**

Games Played	Points/game	FG Pct	3FG Pct	FT Pct	Rebounds/game	Assists/game	Turnovers/game	Assist/Turnover ratio	Steals/game	Blocks/game
20	76.8	43.5	34.6	73.5	34.0	12.3	11.8	1.0	6.2	4.9





# 2021-22 New Mexico Men's Basketball Opponents Game-by-Game All games

Page 1/1  
as of Jan 26, 2022

				Total		3-Pointers		Free throws		Rebounds											
Opponent	Date	Score		FG-FGA	PCT	3FG-3FGA	PCT	FT-FTA	PCT	OFF	DEF	TOT	AVG	PF	A	TO	BLK	STL	PTS	AVG	
Fla. Atlantic	11/10/2021	99-92	W	32-65	.492	8-26	.308	20-23	.870	17	25	42	42.0	24	16	17	0	4	92	92.0	
at Colorado	11/13/2021	76-87	L	28-57	.491	7-17	.412	24-33	.727	15	32	47	44.5	21	14	18	4	7	87	89.5	
Grambling	11/15/2021	86-61	W	22-62	.355	5-12	.417	12-17	.706	14	29	43	44.0	20	13	23	5	7	61	80.0	
Montana St.	11/20/2021	81-78	W	28-59	.475	6-18	.333	16-19	.842	8	24	32	41.0	23	18	15	4	8	78	79.5	
Western N.M.	11/22/2021	88-63	W	24-64	.375	7-17	.412	8-12	.667	9	21	30	38.8	17	13	15	6	9	63	76.2	
vs UAB	11/25/2021	73-86	L	32-65	.492	9-25	.360	13-15	.867	16	25	41	39.2	23	14	19	6	15	86	77.8	
vs Towson	11/26/2021	58-73	L	24-51	.471	9-22	.409	16-23	.696	12	33	45	40.0	13	12	13	2	6	73	77.1	
at New Mexico St.	11/30/2021	101-94	W	29-62	.468	9-31	.290	27-35	.771	8	27	35	39.4	29	10	9	4	2	94	79.3	
New Mexico St.	12/06/2021	76-78	Lot	37-74	.500	2-15	.133	2-5	.400	7	38	45	40.0	20	21	14	5	5	78	79.1	
Denver	12/09/2021	87-67	W	25-64	.391	7-19	.368	10-17	.588	8	24	32	39.2	18	15	8	2	4	67	77.9	
UTEP	12/12/2021	69-77	L	25-58	.431	5-13	.385	22-29	.759	8	26	34	38.7	23	8	9	6	5	77	77.8	
SMU	12/19/2021	72-90	L	32-64	.500	9-26	.346	17-22	.773	15	33	48	39.5	18	13	12	4	3	90	78.8	
Norfolk St.	12/21/2021	68-54	W	20-63	.317	5-23	.217	9-11	.818	11	32	43	39.8	18	11	12	3	4	54	76.9	
at Nevada	01/01/2022	70-79	L	26-61	.426	6-23	.261	21-28	.750	14	29	43	40.0	16	18	15	5	6	79	77.1	
Utah St.	01/08/2022	87-90	Lot	33-60	.550	4-16	.250	20-25	.800	4	27	31	39.4	16	14	13	0	10	90	77.9	
at UNLV	01/11/2022	56-85	L	28-62	.452	6-21	.286	23-29	.793	12	36	48	39.9	18	16	12	1	9	85	78.4	
Boise St.	01/15/2022	63-71	L	22-62	.355	6-20	.300	21-38	.553	25	27	52	40.6	13	12	11	2	3	71	77.9	
at Colorado St.	01/19/2022	74-80	L	27-52	.519	6-20	.300	20-26	.769	9	27	36	40.4	10	15	8	2	7	80	78.1	
at Wyoming	01/22/2022	91-93	L	29-50	.580	8-19	.421	27-35	.771	7	27	34	40.1	16	11	13	2	1	93	78.8	
Fresno St.	01/25/2022	60-65	L	22-46	.478	7-13	.538	14-22	.636	7	25	32	39.7	17	10	12	1	7	65	78.2	
Total		1563		545-1201	.454	131-396	.331	342-464	.737	226	567	793	39.7	373	274	268	64	122	1563	78.2	
New Mexico		1535		534-1227	.435	170-491	.346	297-404	.735	185	495	680	34.0	387	245	235	97	124	1535	76.8	

## Opponents Averages

Games Played	Points/game	FG Pct	3FG Pct	FT Pct	Rebounds/game	Assists/game	Turnovers/game	Assist/Turnover ratio	Steals/game	Blocks/game
20	78.2	45.4	33.1	73.7	39.7	13.7	13.4	1.0	6.1	3.2



2021-22 New Mexico Men's Basketball  
Points-rebounds-assists  
All games

Page 1/1  
as of Jan 26, 2022

Opponent	Date	Score	JENKINS,KJ	SINGLETON,F	FORSLING,S	KUAC,EMMAN	MASHBURN,	HOUSE,JAEL	JOHNSON,JA	PATTERSON,	ALLEN-TOVA	TODD,TARYN	FRANCIS,JE	
Fla. Atlantic	11/10/2021	99-92	W	10-3-0	DNP	0-1-1	DNP	14-2-3	30-3-6	7-2-0	DNP	18-8-0	2-1-2	DNP
at Colorado	11/13/2021	76-87	L	0-0-0	DNP	4-0-0	DNP	20-5-1	22-1-4	10-3-0	DNP	3-2-1	12-0-0	DNP
Grambling	11/15/2021	86-61	W	6-1-0	DNP	0-0-0	DNP	18-5-2	18-2-7	16-10-1	DNP	0-2-1	16-3-1	0-0-0
Montana St.	11/20/2021	81-78	W	17-3-3	DNP	DNP	DNP	21-1-4	8-2-1	8-7-0	DNP	2-1-0	7-5-2	0-0-0
Western N.M.	11/22/2021	88-63	W	20-1-5	DNP	2-1-0	DNP	19-4-1	DNP	10-6-1	5-0-0	14-4-0	2-2-1	6-1-7
vs UAB	11/25/2021	73-86	L	0-0-0	DNP	DNP	DNP	26-2-3	12-5-5	13-2-1	DNP	2-1-0	6-4-2	DNP
vs Towson	11/26/2021	58-73	L	DNP	0-1-1	DNP	0-1-0	26-3-1	8-4-4	4-8-1	DNP	4-3-0	14-4-1	DNP
at New Mexico St.	11/30/2021	101-94	W	DNP	2-2-1	DNP	6-3-0	19-1-3	31-4-5	12-5-2	DNP	15-11-1	8-4-3	DNP
New Mexico St.	12/06/2021	76-78	Lot	7-2-0	DNP	DNP	DNP	26-3-3	21-2-2	3-8-2	DNP	6-4-0	0-3-0	DNP
Denver	12/09/2021	87-67	W	21-1-2	6-3-2	7-2-1	DNP	10-3-2	9-2-2	5-5-1	DNP	9-10-0	6-4-1	2-2-2
UTEP	12/12/2021	69-77	L	11-5-0	11-9-5	0-0-0	DNP	2-1-1	8-2-4	16-9-0	DNP	5-5-1	2-1-1	DNP
SMU	12/19/2021	72-90	L	10-2-0	4-2-0	4-3-0	0-3-1	25-2-3	16-3-7	4-4-0	DNP	3-1-0	2-5-1	DNP
Norfolk St.	12/21/2021	68-54	W	4-2-0	2-6-3	1-2-0	11-9-2	13-5-0	16-3-6	6-4-0	DNP	6-10-1	6-3-0	3-2-2
at Nevada	01/01/2022	70-79	L	5-0-0	14-4-3	1-3-1	3-9-0	17-3-1	18-1-6	0-3-0	DNP	5-8-2	4-4-0	3-0-0
Utah St.	01/08/2022	87-90	Lot	6-2-1	10-4-1	2-1-0	5-1-0	29-2-8	8-6-6	23-6-1	DNP	2-3-1	2-4-1	DNP
at UNLV	01/11/2022	56-85	L	26-4-1	2-4-0	0-2-0	DNP	11-2-2	8-7-3	7-3-1	DNP	2-3-0	0-1-0	0-0-2
Boise St.	01/15/2022	63-71	L	15-1-2	0-3-1	4-8-0	DNP	10-0-0	21-3-7	0-4-0	DNP	11-4-0	DNP	DNP
at Colorado St.	01/19/2022	74-80	L	17-5-0	DNP	0-2-1	DNP	13-4-0	18-4-7	18-2-0	DNP	5-3-1	3-1-0	DNP
at Wyoming	01/22/2022	91-93	L	5-3-0	DNP	2-2-0	DNP	22-3-4	18-1-4	11-1-2	DNP	25-6-0	8-1-2	0-0-0
Fresno St.	01/25/2022	60-65	L	8-6-0	DNP	4-5-1	DNP	15-1-1	19-5-5	4-1-0	DNP	10-7-0	0-1-0	DNP

Opponent	Date	Score	33 ARROYO,JOR	34 SECK,BIRIM	35 MUSCADIN,G
Fla. Atlantic	11/10/2021	99-92	W	DNP	0-2-2
at Colorado	11/13/2021	76-87	L	0-2-0	0-6-0
Grambling	11/15/2021	86-61	W	DNP	0-2-2
Montana St.	11/20/2021	81-78	W	DNP	0-1-0
Western N.M.	11/22/2021	88-63	W	0-0-0	0-10-1
vs UAB	11/25/2021	73-86	L	DNP	2-1-0
vs Towson	11/26/2021	58-73	L	DNP	0-2-1
at New Mexico St.	11/30/2021	101-94	W	DNP	DNP
New Mexico St.	12/06/2021	76-78	Lot	DNP	DNP
Denver	12/09/2021	87-67	W	DNP	0-1-0
UTEP	12/12/2021	69-77	L	DNP	DNP
SMU	12/19/2021	72-90	L	DNP	DNP
Norfolk St.	12/21/2021	68-54	W	DNP	DNP
at Nevada	01/01/2022	70-79	L	DNP	DNP
Utah St.	01/08/2022	87-90	Lot	DNP	DNP
at UNLV	01/11/2022	56-85	L	0-1-0	0-2-0
Boise St.	01/15/2022	63-71	L	DNP	2-1-0
at Colorado St.	01/19/2022	74-80	L	DNP	0-0-0
at Wyoming	01/22/2022	91-93	L	0-1-0	DNP
Fresno St.	01/25/2022	60-65	L	0-2-0	DNP



# 2021-22 New Mexico Men's Basketball Combined Team Statistics In Conference games

Page 1/1  
as of Jan 26, 2022

## Game Records

Record	Overall	Home	Away	Neutral
ALL GAMES	0-7	0-3	0-4	0-0
CONFERENCE	0-7	0-3	0-4	0-0
NON-CONFERENCE	0-0	0-0	0-0	0-0

## Score by Periods

Team	1st	2nd	OT	TOT
New Mexico	222	268	11	501
Opponents	253	296	14	563

## Team Box Score

No.	Player				Total		3-Point		F-Throw		Rebounds													
		GP-GS	MIN	AVG	FG-FGA	FG%	3FG-3FGA	3FG%	FT-FTA	FT%	OFF	DEF	TOT	AVG	PF	DQ	A	TO	BLK	STL	PTS	AVG		
5	MASHBURN, JR., Jamal	7-7	247:36	35.4	41-103	.398	13-36	.361	22-28	.786	0	15	15	2.1	19	1	16	15	0	6	117	16.7		
10	HOUSE, Jaelen	7-7	227:39	32.5	40-93	.430	7-31	.226	23-28	.821	3	24	27	3.9	21	1	38	25	4	14	110	15.7		
0	JENKINS, KJ	7-0	168:26	24.1	26-67	.388	19-49	.388	11-13	.846	5	16	21	3.0	18	1	4	8	0	2	82	11.7		
13	JOHNSON, Javonté	7-7	200:31	28.6	23-41	.561	14-28	.500	3-7	.429	3	17	20	2.9	21	2	4	4	2	3	63	9.0		
21	ALLEN-TOVAR, Jay	7-3	179:03	25.6	23-43	.535	11-23	.478	3-5	.600	6	28	34	4.9	12	0	4	4	6	2	60	8.6		
1	SINGLETON, Saquan	4-4	93:23	23.3	11-17	.647	2-4	.500	2-10	.200	2	13	15	3.8	12	0	5	7	2	4	26	6.5		
4	KUAC, Emmanuel	2-1	38:15	19.1	3-9	.333	2-5	.400	0-0	.000	1	9	10	5.0	7	0	0	4	3	1	8	4.0		
24	TODD, Taryn	6-0	81:31	13.6	6-19	.316	3-10	.300	2-4	.500	4	8	12	2.0	9	0	3	4	3	4	17	2.8		
3	FORSLING, Sebastian	7-6	132:56	19.0	5-17	.294	0-5	.000	3-6	.500	11	12	23	3.3	21	0	3	10	1	2	13	1.9		
30	FRANCIS, Jeremiah	3-0	09:01	3.0	1-2	.500	1-2	.500	0-0	.000	0	0	0	0.0	1	0	2	1	0	0	3	1.0		
34	SECK, Birima	3-0	18:53	6.3	1-1	1.000	0-0	.000	0-0	.000	1	2	3	1.0	5	0	0	0	0	0	2	0.7		
33	ARROYO, Jordan	3-0	27:43	9.2	0-1	.000	0-0	.000	0-0	.000	0	4	4	1.3	6	0	0	0	1	1	0	0.0		
Team											14	13	27					7						
Total		7	1425		180-413	.436	72-193	.373	69-101	.683	50	161	211	30.1	152	5	79	89	22	39	501	71.6		
Opponents		7	1425		187-393	.476	43-132	.326	146-203	.719	78	198	276	39.4	106	2	96	84	13	43	563	80.4		

## Team Statistics

	UNM	OPP
<b>Scoring</b>	<b>501</b>	<b>563</b>
Points per game	71.6	80.4
Scoring margin	-8.9	-
<b>Field goals-att</b>	<b>180-413</b>	<b>187-393</b>
Field goal pct	.436	.476
<b>3 point fg-att</b>	<b>72-193</b>	<b>43-132</b>
3-point FG pct	.373	.326
3-pt FG made per game	10.3	6.1
<b>Free throws-att</b>	<b>69-101</b>	<b>146-203</b>
Free throw pct	.683	.719
F-Throws made per game	9.9	20.9
<b>Rebounds</b>	<b>211</b>	<b>276</b>
Rebounds per game	30.1	39.4
Rebounding margin	-9.3	-
<b>Assists</b>	<b>79</b>	<b>96</b>
Assists per game	11.3	13.7
<b>Turnovers</b>	<b>89</b>	<b>84</b>
Turnovers per game	12.7	12.0
Turnover margin	-0.7	-
Assist/turnover ratio	0.9	1.1
<b>Steals</b>	<b>39</b>	<b>43</b>
Steals per game	5.6	6.1
<b>Blocks</b>	<b>22</b>	<b>13</b>
Blocks per game	3.1	1.9
<b>Winning streak</b>	<b>0</b>	<b>-</b>
Home win streak	0	-
<b>Attendance</b>	<b>24650</b>	<b>22968</b>
Home games-Avg/Game	3-8217	4-5742
Neutral site-Avg/Game	-	0-0

## Team Results

Date	Opponent		Score	Att.
01/01/2022	at Nevada	L	70-79	7224
01/08/2022	Utah St.	Lot	87-90	8338
01/11/2022	at UNLV	L	56-85	3860
01/15/2022	Boise St.	L	63-71	8279
01/19/2022	at Colorado St.	L	74-80	6516
01/22/2022	at Wyoming	L	91-93	5368
01/25/2022	Fresno St.	L	60-65	8033



# 2021-22 New Mexico Men's Basketball Combined Team Statistics All games

Page 1/1  
as of Jan 26, 2022

## Game Records

Record	Overall	Home	Away	Neutral
ALL GAMES	7-13	6-6	1-5	0-2
CONFERENCE	0-7	0-3	0-4	0-0
NON-CONFERENCE	7-6	6-3	1-1	0-2

## Score by Periods

Team	1st	2nd	OT	TOT
New Mexico	703	813	19	1535
Opponents	709	830	24	1563

## Team Box Score

No.	Player				Total		3-Point		F-Throw		Rebounds													
		GP-GS	MIN	AVG	FG-FGA	FG%	3FG-3FGA	3FG%	FT-FTA	FT%	OFF	DEF	TOT	AVG	PF	DQ	A	TO	BLK	STL	PTS	AVG		
5	MASHBURN, JR., Jamal	20-20	676:06	33.8	128-299	.428	34-102	.333	66-84	.786	5	47	52	2.6	38	1	43	45	3	12	356	17.8		
10	HOUSE, Jaelen	19-19	605:54	31.9	102-250	.408	27-96	.281	78-93	.839	5	55	60	3.2	57	2	91	57	7	40	309	16.3		
0	JENKINS, KJ	18-0	379:35	21.1	60-151	.397	41-109	.376	27-31	.871	9	32	41	2.3	39	1	14	14	0	10	188	10.4		
35	MUSCADIN, Gethro	12-9	245:34	20.5	40-82	.488	2-5	.400	30-39	.769	21	43	64	5.3	35	2	11	24	19	9	112	9.3		
13	JOHNSON, Javonté	20-17	564:39	28.2	58-120	.483	34-69	.493	27-40	.675	21	72	93	4.7	41	2	13	13	3	8	177	8.9		
21	ALLEN-TOVAR, Jay	20-5	437:13	21.9	54-120	.450	17-56	.304	22-30	.733	23	73	96	4.8	28	0	9	17	27	7	147	7.4		
1	SINGLETON, Saquan	12-4	246:41	20.6	26-46	.565	3-7	.429	12-34	.353	14	34	48	4.0	28	1	19	16	6	10	67	5.6		
24	TODD, Taryn	19-13	361:19	19.0	33-80	.413	7-25	.280	27-36	.750	18	33	51	2.7	43	2	18	16	13	19	100	5.3		
20	PATTERSON, Clay	1-0	05:39	5.7	2-3	.667	1-1	1.000	0-0	.000	0	0	0	0.0	1	0	0	1	0	0	5	5.0		
4	KUAC, Emmanuel	6-1	106:34	17.8	10-20	.500	2-7	.286	3-6	.500	6	20	26	4.3	16	0	3	6	9	2	25	4.2		
3	FORSLING, Sebastian	15-9	208:57	13.9	13-30	.433	0-6	.000	5-10	.500	17	15	32	2.1	31	0	5	13	3	4	31	2.1		
30	FRANCIS, Jeremiah	8-1	65:55	8.2	6-15	.400	2-6	.333	0-1	.000	1	4	5	0.6	3	0	13	2	1	0	14	1.8		
34	SECK, Birima	11-2	106:50	9.7	2-7	.286	0-1	.000	0-0	.000	4	24	28	2.5	21	1	6	2	5	2	4	0.4		
33	ARROYO, Jordan	5-0	39:02	7.8	0-4	.000	0-1	.000	0-0	.000	2	4	6	1.2	6	0	0	1	1	1	0	0.0		
Team											39	39	78					8						
Total		20	4050		534-1227	.435	170-491	.346	297-404	.735	185	495	680	34.0	387	12	245	235	97	124	1535	76.8		
Opponents		20	4050		545-1201	.454	131-396	.331	342-464	.737	226	567	793	39.7	373	7	274	268	64	122	1563	78.2		

## Team Statistics

	UNM	OPP
<b>Scoring</b>	<b>1535</b>	<b>1563</b>
Points per game	76.8	78.2
Scoring margin	-1.4	-
<b>Field goals-att</b>	<b>534-1227</b>	<b>545-1201</b>
Field goal pct	.435	.454
<b>3 point fg-att</b>	<b>170-491</b>	<b>131-396</b>
3-point FG pct	.346	.331
3-pt FG made per game	8.5	6.6
<b>Free throws-att</b>	<b>297-404</b>	<b>342-464</b>
Free throw pct	.735	.737
F-Throws made per game	14.9	17.1
<b>Rebounds</b>	<b>680</b>	<b>793</b>
Rebounds per game	34.0	39.7
Rebounding margin	-5.7	-
<b>Assists</b>	<b>245</b>	<b>274</b>
Assists per game	12.3	13.7
<b>Turnovers</b>	<b>235</b>	<b>268</b>
Turnovers per game	11.8	13.4
Turnover margin	+1.7	-
Assist/turnover ratio	1.0	1.0
<b>Steals</b>	<b>124</b>	<b>122</b>
Steals per game	6.2	6.1
<b>Blocks</b>	<b>97</b>	<b>64</b>
Blocks per game	4.9	3.2
<b>Winning streak</b>	<b>0</b>	<b>-</b>
Home win streak	0	-
<b>Attendance</b>	<b>104952</b>	<b>36291</b>
Home games-Avg/Game	12-8746	6-6049
Neutral site-Avg/Game	-	2-0

## Team Results

Date	Opponent		Score	Att.
11/10/2021	Fla. Atlantic	W	99-92	8553
11/13/2021	at Colorado	L	76-87	7115
11/15/2021	Grambling	W	86-61	8010
11/20/2021	Montana St.	W	81-78	9084
11/22/2021	Western N.M.	W	88-63	8047
11/25/2021	vs UAB	L	73-86	0
11/26/2021	vs Towson	L	58-73	0
11/30/2021	at New Mexico St.	W	101-94	6208
12/06/2021	New Mexico St.	Lot	76-78	13019
12/09/2021	Denver	W	87-67	8046
12/12/2021	UTEP	L	69-77	9044
12/19/2021	SMU	L	72-90	8394
12/21/2021	Norfolk St.	W	68-54	8105
01/01/2022	at Nevada	L	70-79	7224
01/08/2022	Utah St.	Lot	87-90	8338
01/11/2022	at UNLV	L	56-85	3860
01/15/2022	Boise St.	L	63-71	8279
01/19/2022	at Colorado St.	L	74-80	6516
01/22/2022	at Wyoming	L	91-93	5368
01/25/2022	Fresno St.	L	60-65	8033