

# NEW MEXICO LOBOS

## 2021-22 MEN'S BASKETBALL



### 2021-22 SCHEDULE/RESULTS

#### NOVEMBER

5	NM HIGHLANDS (ex)	W, 101-72
10	FAU	W, 99-92
13	at Colorado	L, 76-87
15	GRAMBLING STATE	W, 86-61
20	MONTANA STATE	W, 81-78
22	WESTERN NEW MEXICO	W, 88-63
25	vs. UAB ^	L, 73-86
26	vs. Towson ^	L, 58-73
30	at New Mexico State	W, 101-94

#### DECEMBER

6	NEW MEXICO STATE	L, 76-78 (ot)
9	DENVER	W, 87-67
12	UTEP	L, 69-77
19	SMU	L, 72-90
21	NORFOLK STATE	W, 68-54
28	#20 COLORADO STATE *	PPD

#### JANUARY

1	at Nevada *	L, 70-79
8	UTAH STATE *	L, 87-90 (ot)
11	at UNLV *	L, 56-85
15	SAN DIEGO STATE *	PPD
15	BOISE STATE *	L, 63-71
19	at #23 Colorado State *	L, 74-80
22	at Wyoming *	L, 91-93
25	FRESNO STATE *	L, 60-65
28	SAN JOSE STATE *	W, 86-70
31	at San Diego State *	L, 47-72

#### FEBRUARY

5	at Air Force *	W, 91-77
11	NORTHERN NEW MEXICO	W, 78-46
15	#22 WYOMING *	W, 75-66
17	COLORADO STATE *	L, 68-83
20	at San José State *	L, 55-71
22	at Utah State *	L, 56-81
26	AIR FORCE *	W, 69-65
28	at Fresno State *	FS1 8:00

#### MARCH

5	UNLV *	FS1 9:00
9-12	at Mountain West Tournament %	

All times Mountain and subject to change

^ Continental Tires Las Vegas Invitational (Las Vegas, NV)




% Las Vegas, NV

#### COMMUNICATIONS

##### Steve Kirkland - Men's Basketball Contact

(434) 825-5241 cell  
kirkland@unm.edu email  
@skirkland14

### GAME #30 | FEB. 28, 2022 | SAVE MART CENTER | FRESNO, CA

	<b>NEW MEXICO LOBOS</b> 12-17   4-11 MW	<b>RICHARD PITINO</b> Providence '05		<b>96.3 NEWS RADIO KKB</b>
	<b>FRESNO ST. BULLDOGS</b> 17-10   7-7 MW	<b>JUSTIN HUTSON</b> CSU Bakersfield '94	<b>FS1</b> Play by Play: Daron Sutton Analyst: Doug Gottlieb	<b>LOBO RADIO NETWORK</b> Play by Play: Robert Portnoy Analyst: Hunter Greene
<b>Overall:</b>	<b>171-154</b>	<b>Overall:</b>	<b>63-50</b>	
<b>School:</b>	<b>12-17</b>	<b>School:</b>	<b>63-50</b>	

GOLOBOS.COM

  @UNMLOBOMB

#GOLOBOS

#### LOBOS VISIT FRESNO STATE IN ROAD FINALE

- New Mexico visit Fresno State in its final road game of the regular season
- UNM is looking for its second conference road win of the season, which would be its most since 2017-18 (four MW road wins)
- The Lobos are looking to snap a 11-game losing streak in California (last win at CSUN in 2018-19 opener)

#### SERIES HISTORY

- Fresno State leads the series 19-17
- FSU leads 14-4 in Fresno, including 7-3 at Save Mart Center
- The Bulldogs have won the last five meetings
- UNM has lost six straight in Fresno, with its last win at the Save Mart Center coming in 2016

#### LOBOS VS. BULLDOGS

<b>Overall:</b>	17-19
<b>Away:</b>	4-14 (3-7 SaveMart)
<b>Streak:</b>	L5
<b>Last Game:</b>	L, 60-65 <sup>1</sup> (1/25/22)
<b>Last Away:</b>	L, 55-65 (1/30/21)

#### THE FIRST MEETING

- Fresno State defeated the Lobos 65-60 on Jan. 25 at The Pit
- The Bulldogs led by 17 early in the 2nd half before the Lobos got within two in the final minutes
- Jaalen House had 19 points to lead UNM

#### SEASON OF IMPROVEMENT

- The Lobos have doubled their win total from last season (six), the first time UNM has doubled its previous season's win total since 1963 (16 wins after six in 1962)
- The Lobos have also doubled their Mountain West win total from last season (two), the first time UNM has doubled its previous season's MW win total since 2008 (11 wins after four in '07)
- The six-win improvement is New Mexico's best since 2012 (28 wins after 22 in 2011)
- With a win tonight, it would be UNM's first seven-win improvement since 2010 (30 after 22 in '09)

#### POSSIBLE STARTERS

No.	Pos.	Name	Yr.	Ht. / Wt.	PPG	RPG	Of Note
5	G	Jamal Mashburn, Jr.	So.*	6-2 / 185	17.9	2.8	12 20-point games this season
10	G	Jaalen House	Jr.*	6-0 / 165	16.5	3.5	Four 30-point games this season
0	G	K.J. Jenkins	R-Jr.*	6-2 / 175	9.8	3.1	Career-high 26 points at UNLV
21	F	Jay Allen-Tovar	Jr.*	6-9 / 220	8.6	5.2	Career-high 25 pts (10-14 FG) at Wyoming
13	G	Javontè Johnson	So.*	6-6 / 200	7.6	4.4	Career-high 23 pts (7-9 3FG) vs Utah State

#### KEY RESERVES

No.	Pos.	Name	Yr.	Ht. / Wt.	PPG	RPG	Of Note
24	G	Taryn Todd	R-So.*	6-5 / 180	4.7	2.4	16 points and four blocks vs. Grambling
1	G	Saquan Singleton	Sr.*	6-6 / 190	4.6	2.9	14 pts (6-7 FG) at Nevada
3	C	Sebastian Forsling	Fr.	7-0 / 250	1.9	2.4	Career-high seven points vs. Denver
30	G	Jeremiah Francis III	Jr.*	6-1 / 200	1.8	0.9	Career-high 19p vs. Fresno St in '21 MWT
34	F	Birima Seck	Fr.	6-11 / 200	0.6	2.6	MW highs of four points & five rebs. at USU
33	F	Jordan Arroyo	Sr.*	6-7 / 225	0.2	1.0	Three career starts

\* has a super senior year available due to COVID

## HEAD COACH RICHARD PITINO



### 1st Season at New Mexico

#### COACHING RECORD

Year	School	Overall	Conf.
2013	FIU	18-14	11-9
2014	Minnesota	25-13	8-10
2015	Minnesota	18-15	6-12
2016	Minnesota	8-23	2-16
2017	Minnesota	24-10	11-7
2018	Minnesota	15-17	4-14
2019	Minnesota	22-14	9-11
2020	Minnesota	15-16	8-12
2021	Minnesota	14-15	6-14
2022	New Mexico	12-17	4-11
<b>TOTALS</b>		<b>171-154</b>	<b>69-116</b>

#### NOTABLE

- Led Minnesota to the 2014 NIT Championship
- Led Minnesota to two NCAA Tournament appearances
- 2017 Big Ten Coach of the Year
- 2017 NABC District 7 Coach of the Year
- 18 wins over ranked teams in eight seasons at Minnesota
- Led FIU to 10-win improvement and first winning seasons in 12 years in 2012-13 in first season as a head coach
- Five NCAA appearances in seven years as an assistant coach
- While on his father's staff at Louisville, the Cardinals reached the 2012 Final Four, the Elite Eight in 2008 and 2009 and won two Big East Championships
- While on Billy Donovan's staff at Florida, the Gators reached the Elite Eight in 2011 and won one SEC Regular Season Title
- He and father, Rick (Iona), are the only father-son duo to be current Division I head coaches

#### COACHES WITH AT LEAST ONE AP RANKED WIN IN EACH YEAR SINCE 2015

Dana Altman • Rick Barnes • Chris Beard  
 Tony Bennett • Mick Cronin • Scott Drew  
 Mark Few • Greg Gard • Leonard Hamilton  
 Chris Holtmann • Bob Huggins • Tom Izzo  
 Mike Krzyzewski • Greg McDermott • Matt Painter  
**Richard Pitino** • Bill Self • Bruce Weber  
 Mike White • Jay Wright

#### UPCOMING MILESTONES

- Jaelen House is five steals away from 65 this season (last Lobo-Charles Smith-1996)
- Jaelen House is one free throw away from 120 this season (last Lobo-Elijah Brown-2017)
- Jay Allen-Tovar is two blocks away from 45 this season (last Lobo-Joe Furstinger-2018)

#### STATISTICAL IMPROVEMENT

- New Mexico has not only improved its record this season, it has improved its NET, KenPom Adjusted Offensive Rating and most other offensive categories, including all three shooting percentages (FG, 3FG, FT) and its turnover margin
- UNM only had one player average double figure scoring last season in conference play (Makuach Maluach - 15.6 ppg), but have four this season (Jamal Mashburn, Jr. - 17.3 ppg; Jaelen House - 16.8 ppg; KJ Jenkins - 10.1 ppg, Jay Allen-Tovar - 10.1 ppg)

#### SEASON COMPARISON

Stat	2020-21	2021-22
Record	6-16	12-17
NET	303	164
PPG	65.3	74.5
KenPom AdjO	91.6	107.7
FG%	.413	.436
3FG%	.275	.343
FT%	.599	.743
TO Margin	-1.27	+1.38

#### LAST TIME OUT

- The Lobos downed Air Force 69-65 on Saturday at The Pit to complete the season sweep
- Jamal Mashburn, Jr. scored 24 points to lead the Lobos
- UNM rallied from down six at the half, their largest halftime deficit overcome in a win since the 2019 Mountain West Tournament vs. Wyoming (down 10 at half)

#### FIVE FOR 20

- The Lobos have five players (Allen-Tovar, House, Jenkins, Johnson, Mashburn) that have posted a 20-point game in Mountain West play this season
- UNM is tied with Boise State for the most players to accomplish the feat this season

#### MOVING ON UP!

- The Lobos enter the game ranked No. 164 in KenPom, up 123 spots from their preseason rank of No. 287
- New Mexico is the seventh highest mover in KenPom from the preseason ranking to current ranking
- The Lobos have moved up 60 spots (from 224) since the start of Mountain West play
- In the NET, the Lobos are No. 164 after finishing last season at No. 303 in the NET

#### TOP KENPOM MOVERS UP

Towson	+184	(63/247)
Middle Tenn.	+175	(97/272)
Portland	+149	(181/330)
Long Beach St.	+149	(145/294)
South Alabama	+141	(126/267)
Wyoming	+137	(46/183)
<b>New Mexico</b>	<b>+123</b>	<b>(164/287)</b>
Southern	+119	(200/319)
Norfolk State	+117	(189/306)

#### LOBOS FROM DEEP

- The Lobos have made at least 10 3-pointers in five Mountain West games after reaching that mark just twice in 14 non-conference games
- New Mexico made double-digit threes in three straight games (Boise State, at Colorado State, at Wyoming) for the first time since 2018-19
- UNM has shot at least 40 percent from deep in 11 games this season (only twice last season)
- Against Utah State on Jan. 8, UNM shot 17-of-34 from 3-point range, T-5th most threes in a game in program history
- Last season Makuach Maluach led UNM with 24 3-pointers, but five Lobos have already eclipsed that mark this season (Jenkins-55, Mashburn-44, House-44, Johnson-41, Allen-Tovar-26)

#### LIFE IN THE FAST LANE

- UNM ranks 22nd in the nation in adjusted tempo per KenPom at 71.2 possessions per game
- New Mexico has had at least 70 possessions in 19 of 29 games this season
- The Lobos' have had at least 75 possessions in 10 games this season

## MEDIA SCHEDULE

FEB. 28 Monday	MAR. 1 Tuesday	MAR. 2 Wednesday	MAR. 3 Thursday	MAR. 4 Friday	MAR. 5 Saturday	MAR. 6 Sunday
GAMEDAY at Fresno St 8:00 pm MT			LOBO TALK 7-8 pm KKOB Radio Revel		GAMEDAY vs. UNLV 9:00 pm	



## RANKINGS

### ASSOCIATED PRESS (2/21)

1	Gonzaga (61)	23-2	1525
2	Arizona	24-2	1461
3	Auburn	24-3	1313
4	Purdue	24-4	1299
5	Kansas	22-4	1297
6	Kentucky	22-5	1248
7	Duke	23-4	1146
8	Villanova	21-6	1071
9	Texas Tech	21-6	1066
10	Baylor	22-5	984
11	Providence	22-3	910
12	UCLA	19-5	802
13	Wisconsin	21-5	735
14	Houston	22-4	734
15	Illinois	19-7	666
16	USC	23-4	586
17	Tennessee	19-7	580
18	Arkansas	21-6	502
19	Murray State	26-2	371
20	Texas	19-8	349
21	UConn	19-7	340
22	Ohio State	16-7	320
23	Saint Mary's	22-6	148
24	Alabama	17-10	63
25	Iowa	18-8	59

Others receiving votes: Michigan State 58, Rutgers 35, **Wyoming 24**, **Boise State 22**, Davidson 19, **San Diego State 14**, South Dakota State 13, LSU 13, Marquette 12, Wake Forest 11, **Colorado State 10**, Belmont 5, Notre Dame 4, **SMU 3**, Xavier 2, North Texas 2, Wagner 1, Vermont 1, Creighton 1

### COACHES (2/21)

1	Gonzaga (32)	23-2	800
2	Arizona	24-2	757
3	Kentucky	22-5	682
4	Auburn	24-3	669
5	Kansas	22-4	658
6	Duke	23-4	652
7	Purdue	24-4	643
8	Villanova	21-6	546
9	Texas Tech	21-6	534
10	Providence	22-3	511
11	Baylor	22-5	509
12	Wisconsin	21-5	434
13	UCLA	19-5	394
14	Illinois	19-7	375
15	Houston	22-4	333
16	USC	23-4	325
17	Tennessee	19-7	311
18	Arkansas	21-6	211
19	Ohio State	16-7	179
20	UConn	19-7	170
21	Murray State	26-2	163
22	Texas	19-8	151
23	Saint Mary's	22-6	75
24	Michigan State	18-8	72
25	Alabama	17-10	46

Others receiving votes: **Wyoming 34**, Marquette 31, Wake Forest 26, Iowa 19, Rutgers 17, Notre Dame 17, Creighton 12, **Boise State 12**, **Colorado State 11**, **SMU 5**, Davidson 4, **San Diego State 4**, Miami 3, Seton Hall 2, North Texas 2, San Francisco 1

**2021-22 Opponents in Bold**

### MASHBURN'S 25 GAMES

- Jamal Mashburn, Jr. had four 25-point games in non-conference play, becoming the fifth Lobo in the last 40 years to post at least four 25-point games in a season in non-conference play
- His five 25-point games this season overall are the most by a Lobo since Elijah Brown had seven in 2016-17

### MASHBURN LEADING BY EXAMPLE

- Jamal Mashburn, Jr. leads the team in scoring at 17.9 points per game and is the first Lobo to score 500 points in a season since Elijah Brown in 2016-17
- Mashburn has 12 20-point games this season, the most by a Lobo since Elijah Brown had 13 in 2016-17
- He is one of two Mountain West players to score in double figures in every conference game this season (Bryce Hamilton-UNLV)

### 30 FOR HOUSE

- Jaelen House has four 30-point games this year, most by a Lobo since Elijah Brown had six in 2015-16
- With 42 at Air Force (Feb. 5) and 34 vs. Wyoming (Feb. 15), he became the second Lobo in history to have at least 30 points in consecutive Mountain West games (Ruben Douglas - 2003)
- His 76 points in those contests were the most by a Mountain West player in consecutive conference games since 2011 when BYU's Jimmer Fredette had a combined 82 in the semifinals and finals of the conference tournament

### WHEN THE HOUSE IS ON FIRE

- Jaelen House has had the Mountain West season-best performance in four different categories this season
- His 42 points at Air Force on Feb. 5 is tied for the highest scoring game in the MW this season, as he made a MW-high 15 FGs
- His 13 assists vs. San Jose State on Jan. 28 are the most by a MW player this year
- His eight steals vs. Grambling State on Nov. 15 are the most by a MW player this year

### HOUSE SCORES ... HOUSE PASSES

- Jaelen House is one of two players in the nation this season with a 42-point scoring game and a 13-assist game this season (Tavian Dunn-Martin of Florida Gulf Coast)
- He is one of six players nationally to reach both those marks in the same season over the past decade (Dunn-Martin this season, Jalen Pickett-Siena, 2018-19; Trae Young-Oklahoma, 2017-18; A.J. English-Iona, 2015-16; Russ Smith-Louisville, 2013-14)
- House had his first career double-double with 18 points and a career-high 13 assists vs. San Jose State on Jan. 28 (The first time in New Mexico history a player has had at least 18 points with 13 assists)

### THAT'S HOW YOU MAKE AN ENTRANCE

- Jaelen House made a statement in his first game as a Lobo, scoring 30 points in the season opener vs. FAU on Nov. 10
- House's 30 points are tied for second most by a player in his first game for the Lobos
- He becomes the seventh Lobo in history to score 30 points in a season opener, the first to accomplish the feat since Lamont Long had 31 points in the 1997-98 season-opening win over USC
- House shot 10-19 from the floor, including 3-5 from deep, and was 7-10 from the line

### 25-PT GAMES - NON-CONF (LAST 40 YR)

7	Ruben Douglas (2002-03)
5	Lamont Long (1998-99)
4	<b>Jamal Mashburn, Jr. (2021-22)</b>
4	Hunter Greene (1987-88)
4	Kelvin Scarborough (1986-87)

### HOUSE'S MW SEASON-BESTS

Pts (tied)	42 at Air Force (2/5/22)
FGs	15 at Air Force (2/5/22)
Assists	13 vs. SJSU (1/28/22)
Steals	8 vs. Grambling (11/15/21)

### MOST PTS IN UNM DEBUT

35	Vladimir McCrary vs. UTA, 11/23/90
30	<b>Jaelen House vs. FAU, 11/10/21</b>
30	Canonchet Neves vs. NM Highlands 12/1/92
30	Steve Logan vs. Idaho St, 11/22/91

### MOST PTS IN SEASON OPENER

35	Vladimir McCrary vs. UTA, 11/23/90
31	Lamont Long vs. USC, 11/11/97
31	Ron Becker vs. CSUN, 12/1/69
30	<b>Jaelen House vs. FAU, 11/10/21</b>
30	Canonchet Neves vs. NM Highlands 12/1/92
30	Steve Logan vs. Idaho St, 11/22/91
30	Mel Daniels vs. Midwestern St, 12/1/65

## QUICK FACTS

### THE UNIVERSITY OF NEW MEXICO

Location	Albuquerque, N.M.
Founded	1889 by Territorial Legislature
Enrollment	22,225
Nickname	Lobos
Colors	Cherry (PMS 200) & Silver (PMS 428)
Conference	Mountain West
National Affiliation	NCAA Division I

President	Dr. Garnett S. Stokes
Director of Athletics	Eddie Nuñez
Deputy A.D. for External	Dave Williams
Deputy A.D. for Internal/SWA	Janice Ruggiero
Faculty Representative	Karen Gaudreault, Ph.D
Facility	The Pit
Capacity	15,411
Age	Built in 1966 (Renovated in 2009-10)



## DOUBLE TIME

### DOUBLE-DOUBLES

	2021-22	CAREER	STREAK
Jay Allen-Tovar	1	1	-
Javonte Johnson	1	1	-
Jaalen House	1	1	-
Saquan Singleton	-	3	-

### DOUBLE FIGURE POINTS

	2021-22	CAREER	STREAK
Jamal Mashburn, Jr.	28	40%	18
Jaalen House	20	27	1
Jay Allen-Tovar	13	13	-
KJ Jenkins	12	12	-
Javonte Johnson	11	12	1
Saquan Singleton	3	10	-
Taryn Todd	3	5	-
Emmanuel Kuac	1	1	-
Jeremiah Francis III	-	8%	-

### DOUBLE FIGURE REBOUNDS

	2021-22	CAREER	STREAK
Jay Allen-Tovar	4	4	1
Sebastian Forsling	1	1	-
Javonte Johnson	1	1	-
Birima Seck	1	1	-
Saquan Singleton	-	2	-

## BIG TIME PERFORMANCES

### 20-POINT GAMES

	2021-22	CAREER	STREAK
Jamal Mashburn, Jr.	12	12	1
Jaalen House	7	9%	-
KJ Jenkins	3	3	-
Javonte Johnson	1	1	-
Jay Allen-Tovar	1	1	-

### 30-POINT GAMES (40 Point Games)

	2021-22	CAREER	STREAK
Jaalen House	4 (1)	4 (1)	-

### 10-ASSIST GAMES

	2021-22	CAREER	STREAK
Jaalen House	1	1	-
Saquan Singleton	-	2	-

% Career totals include games at previous schools  
(NCAA Division I)

## COUNT IT ... AND THE FOUL!

### AND ONES...

	2021-22	CAREER <sup>A</sup>
Jaalen House	12	12
Jamal Mashburn, Jr.	9	9
Saquan Singleton	5	10
Javonte Johnson	4 (1)	6 (1)
Jay Allen-Tovar	4	4
Taryn Todd	3	3
KJ Jenkins	2 (1)	2 (1)
Sebastian Forsling	1	1
Jeremiah Francis III	-	2

\* made FG while fouled, followed by a made FT  
(#) four-point plays

<sup>A</sup> UNM career only

### KJ THE SUPER SUB

- KJ Jenkins is the only player in the Mountain West this season to score at least 200 points off the bench this season
- Jenkins has three 20-point games off the bench (leads the Mountain West)
- His 26-point game at UNLV was the most points by a Lobo off the bench since Elijah Brown scored 33 off the bench at San Jose State in 2016
- He leads the Lobos with 55 3-pointers this season

### THREE AND D FROM JAT

- Jay Allen-Tovar is the only Mountain West player and one of 14 players nationally to have at least 40 blocks and make at least 25 3-pointers this season
- He is just the third Lobo to accomplish that feat, joining Danny Granger (2004-05) and Kenny Thomas (1997-98 & 1998-99)

### ALLEN-TOVAR FROM THE START

- In the last 12 games since entering the starting lineup, Jay Allen-Tovar is averaging 11.8 points per game, shooting 56.3% (58-103) from the floor and 47.1% (16-34) from deep
- Allen-Tovar had a career-high 25 points at Wyoming on Jan. 22 and career-high four blocks at Air Force on Feb. 5

### JAVONTE EN FUEGO

- Sophomore wing Javonte Johnson leads the Lobos in 3-point percentage (.456) this season
- He is shooting 43.5 percent (20-46) from deep in Mountain West play
- Against Utah State on Jan. 8, he made 7-of-9 3-pointers, the most threes in a game by a Lobo since 2018-19 (Anthony Mathis vs. Colorado) and the most made in a conference game this year

### SINGLETON RETURNS

- Senior guard Saquan Singleton, the Lobos' top returning scorer/rebounder/assist leader, returned to lineup on Nov. 25 against UAB after missing eight weeks when a heart abnormality was discovered in October upon returning from an illness
- Singleton was one of two Lobos to start every game last season, averaging 8.0 points and 4.5 rebounds per game, while leading the team with 75 assists
- At Nevada, he scored a season-high 14 points on 6-7 FGs, matching his conference career high
- He missed three games with a toe injury before returning against San Jose State on Jan. 28

### MAKE IT 80s NIGHT

- 80 has been the magic number for the Lobos this season
- UNM is 8-2 this season when scoring at least 80 points (8-1 when scoring 80 in regulation) and 4-15 this season when scoring less than 80 points

### BLOCK PARTY

- New Mexico is second in the Mountain West with 4.6 blocks per game
- Individually, Jay Allen-Tovar is second in the conference at 1.5 per game
- The school record for blocks/game for a season is 4.1, set in 2015-16

### MISSING LOBOS

- UNM has had 34 man-games lost due to injury/illness this season (Kuac-23, Singleton-8, Jenkins-2, House-1)
- Emmanuel Kuac suffered a season-ending leg injury on Jan. 8 against Utah State
- The Lobos have missed at least one player due to injury in all but four games this season

### PITINO IN YEAR ONE

- Richard Pitino has continued a trend of successful first seasons at a school
- In his first season at FIU in 2012-13, the Panthers had a 10-win improvement from the previous year and their first winning season in 12 years
- In his first season at Minnesota in 2013-14, the Golden Gophers won the NIT and posted their first 25-win season in 17 years
- Pitino has already led the Lobos to more six wins this season than the program had last year

## SEASON RECORD BOOK

### SEASON STEAL LEADERS

Rk.	Player	Year	Stl
1.	Hunter Greene	1986-87	84
2.	Kelvin Scarborough	1984-85	80
3.	Kelvin Scarborough	1986-87	78
4.	Phil Smith	1983-84	77
5.	Hunter Greene	1987-88	70
6.	Gabe Nava	1973-74	69
7.	Charles Smith	1995-96	66
8.	Danny Granger	2004-05	63
9.	Mark Walters	2005-06	62
	Willie Banks	1991-92	62
11.	Lamont Long	1999-00	61
	Willie Banks	1990-91	61
13.	<b>Jaelen House</b>	<b>2021-22</b>	<b>60</b>
14.	Wayland White	2000-01	57
15.	Steve Logan	1992-93	56
	Darrell McGee	1988-89	56

### SEASON FT% LEADERS (min 2FT/G)

Rk.	Player	Year	FT-FTA	Avg.
1.	Rob Robbins	1989-90	101-108	.935
2.	Rob Robbins	1988-89	77-84	.917
3.	Anthony Mathis	2018-19	87-98	.888
4.	<b>Jaelen House</b>	<b>2021-22</b>	<b>119-135</b>	<b>.881</b>
5.	Tommy Roberts	1971-72	118-135	.874
6.	Elijah Brown	2015-16	217-255	.851
7.	Rob Robbins	1990-91	73-86	.849
8.	Marlow White	1994-95	93-110	.845
9.	Tony Snell	2012-13	86-102	.843
10.	Pat King	1974-75	91-108	.843
11.	Ruben Douglas	2002-03	253-301	.841
12.	Ruben Douglas	2001-02	140-167	.838
13.	Dan Darrow	1952-53	141-169	.834
14.	Javin Tindall	2003-04	64-77	.831
15.	Elijah Brown	2016-17	182-220	.827
16.	Jamaal Smith	2006-07	66-80	.825
17.	Jim Howard	1965-66	70-85	.824
	Chad Toppert	2008-09	75-91	.824
19.	Ron Nelson	1967-68	120-146	.822
20.	Luc Longley	1989-90	161-196	.821
	Bob Martin	1956-57	101-123	.821

### SEASON 3FG% LEADERS (min 1 3FG/G)

Rk.	Player	Year	3FG-3FGA	Avg.
1.	Royce Olney	1997-98	80-156	.513
2.	Rob Robbins	1988-89	83-169	.491
3.	Tim Lightfoot	2001-02	39-80	.488
4.	Jamaal Smith	2007-08	38-78	.487
5.	Chad Toppert	2007-08	85-177	.480
6.	Anthony Mathis	2017-18	98-207	.473
7.	Chad Toppert	2006-07	85-183	.464
8.	Ike Williams	1992-93	71-155	.458
9.	<b>Javonte Johnson</b>	<b>2021-22</b>	<b>41-90</b>	<b>.456</b>
10.	Troy DeVries	2004-05	93-206	.451
11.	Ruben Douglas	2001-02	66-147	.449
12.	Troy DeVries	2003-04	54-121	.446
13.	Phillip McDonald	2011-12	47-107	.439
14.	Royce Olney	1995-96	38-87	.437
15.	Canonchet Neves	1992-93	47-108	.435
16.	Willie Banks	1991-92	33-76	.434
17.	Danny Granger	2004-05	45-104	.433
18.	Greg Brown	1992-93	51-119	.429
19.	Kelly Graves	1986-87	71-166	.428
20.	Kevin Henry	1998-99	102-239	.427

### THREE CAPTAINS FOR 2021-22

- Three Lobos were voted tri-captains for the 2021-22 season: Saquan Singleton, Jamal Mashburn, Jr., and KJ Jenkins
- Singleton is the Lobos' top-returning scorer and rebounder, while Mashburn and Jenkins are in their first season at UNM after transferring from Minnesota and Kilgore College, respectively

### ARROYO AND PATTERSON AWARDED SCHOLARSHIPS

- Seniors Jordan Arroyo and Clay Patterson were awarded scholarships for the remainder of the 2022 season, Richard Pitino announced on Feb. 24
- Each has been a walk-on in the program since the 2018-19 season and are natives of the Albuquerque area (Arroyo-Atrisco Heritage Academy; Patterson-Rio Rancho HS)

### HISTORIC OPENING NIGHT LINEUP

- In the season-opener against FAU, the Lobos started five newcomers in Jamal Mashburn, Jr., Jaelen House, Jay Allen-Tovar, Taryn Todd and Birima Seck
- It was the first time in school history that UNM's starting lineup in the season opener was comprised of five players who were not on the roster the year before

### YOU CAN GO HOME AGAIN

- The season opener against FAU was UNM's first regular season game in The Pit since Feb. 29, 2020, a span of 621 days
- It was the longest gap between home games for New Mexico since a 727 day gap from February 5, 1920 to Feb. 1, 1922 when the Lobos didn't field a team during the 1921 season
- The Lobos did not play a single game in the state of New Mexico during the 2020-21 season due to the COVID-19 pandemic, playing 11 road games and 11 neutral site games
- New Mexico will play 18 regular season games this season at The Pit

### LOBOS SIGN THREE FOR 2022

- New Mexico signed three players to its 2022 recruiting class
- Guards Braden Appelhans (Blue Springs, Mo.) and Donovan Dent (Corona, Calif.) and forward Quinton Webb (San Bernardino, Calif.) will join the Lobos this summer
- All three players are three-star recruits by 247Sports and Rivals and ranked among the top 300 players in this year's class

### UP NEXT

- New Mexico plays its final regular season game on Saturday as it hosts UNLV
- Game time at The Pit is 9 p.m. and will air on FS1
- The Lobos will honor Saquan Singleton, Jordan Arroyo and Clay Patterson on Senior Night

## 2021-22 ROSTER

NO.	PLAYER	POS.	YR.	HT.	HOMETOWN	PPG	RPG	OTHER	MINUTES
0	KJ JENKINS	G	R-Jr.*	6-2	Atlanta, Ga.	9.8	3.1	55 3FG	22.3
• Had 26 points at UNLV, most by a Lobo off the bench in six years (Jan. 11)									
1	SAQUAN SINGLETON (SAY-qwan)	G	Sr.*	6-6	Bronx, N.Y.	4.6	2.9	1.4 apg	19.6
• Matched a Mountain West career high with 14 points (6-7 FG) at Nevada (Jan. 1)									
2	SAFI FINO-A-LASELF (saw-FEE fee-NO-ah-la-SELF)	G	Jr.*	5-11	Las Cruces, N.M.	3.0	3.0	-	3.0
• Had three points and three rebounds in Lobo debut vs. Northern New Mexico (Feb. 11)									
3	SEBASTIAN FORSLING	C	Fr.	7-0	Floda, Sweden	1.9	2.4	0.4 bpg	13.8
• Season-high seven points vs. Denver (Dec. 9)									
4	EMMANUEL KUAC (kwatch)	F	Jr.*	6-7	Calgary, Alb.	4.2	4.3	1.5 bpg	17.8
• Will miss the rest of the season after suffering a leg injury vs. Utah State (Jan. 8)									
5	JAMAL MASHBURN, JR.	G	So.*	6-2	Miami, Fla.	17.9	2.8	2.2 apg	33.9
• Five 25-point games this season									
10	JAELEN HOUSE	G	Jr.*	6-0	Phoenix, Ariz.	16.5	3.5	4.4 apg	32.0
• First career double-double with 18 points and 13 assists vs. San Jose State (Jan. 28)									
13	JAVONTÉ JOHNSON (juh-VAHN-tay)	G	So.*	6-6	Colorado Springs, Colo.	7.6	4.4	46% 3FG	27.9
• Career-high 23 points (7-9 3FG) vs. Utah State (Jan. 8)									
20	CLAY PATTERSON	G	R-Sr.*	6-1	Rio Rancho, N.M.	4.5	0.0	-	6.0
• Career-high five points vs. Western New Mexico (Nov. 22)									
21	JAY ALLEN-TOVAR (toe-VAR)	F	Jr.*	6-9	San Jose, Calif.	8.6	5.2	1.5 bpg	24.2
• Scored career-high 25 points (10-14 FG) at Wyoming (Jan. 22)									
24	TARYN TODD	G	R-So.*	6-5	Vaughan, Ont.	4.7	2.4	0.8 spg	16.4
• Career-high 16 points and four blocks vs. Grambling State (Nov. 15)									
30	JEREMIAH FRANCIS III	G	Jr.*	6-1	Columbus, Ohio	1.8	0.9	1.5 apg	8.4
• Career-high 19 points vs. Fresno State in '21 Mountain West Tournament									
33	JORDAN ARROYO	F	Sr.*	6-7	Albuquerque, N.M.	0.2	1.0	0.3 bpg	6.8
• Three career starts over his first three seasons									
34	BIRIMA SECK (bir-EE-ma)	F	Fr.	6-11	Dakar, Senegal	0.6	2.6	0.3 bpg	9.3
• Mountain West highs of four points and five rebounds at Utah State (Feb. 22)									

Head Coach	Richard Pitino	1st Season / Providence, 2005
Assistant Coach	Andy Hill	1st Season / Eastern Washington, 2000
Assistant Coach	Isaac Chew	1st Season / Avila, 1999
Assistant Coach	Eric Brown	1st Season / CSUN, 1998
Special Assistant to the Head Coach	Dan McHale	3rd Season / Kentucky, 2001
Strength & Conditioning Coach	Matthew Flores	1st Season / Arizona State, 2012
Video Coordinator	Robert Edwards	2nd Season / Nebraska, 2016
Administrative Assistant	Peyton Stephens	1st Season / Texas A&M, 2019
Sports Medicine	Aaron Estes	2nd Season / Alabama, 2020
Communications	Steve Kirkland	1st Season / Penn State, 2001

\* has a super senior year available due to COVID

## THE LAST TIME

### A NEW MEXICO PLAYER...

- **Scored 30 points:** Jaelen House (34) vs. Wyoming (2/15/22)
- **Scored 35 points:** Jaelen House (42) at Air Force (2/5/22)
- **Scored 40 points:** Jaelen House (42) at Air Force (2/5/22)
- **Two players with 20 points:** Jaelen House (42) and Jamal Mashburn, Jr. (20), at Air Force (2/5/22)
- **Two players with 25 points:** Vance Jackson (25) & JaQuan Lyle (25) at San Jose State (1/1/20)
- **Three players with 20 points:** Corey Manigault (28), Zane Martin (23) & Vance Jackson (20) vs. Wyoming (2/8/20)
- **20-point game off the bench:** KJ Jenkins (26) at UNLV (1/11/22)
- **20-points in one half:** Jaelen House (22<sup>2</sup>) vs. Wyoming (2/15/22)
- **A player with back-to-back 30-point games:** Ruben Douglas (2/24/03-3/1/03)
- **One player scored in double figures:** at Air Force (2/24/21)
- **No players scored in double figures:** at Boise State (12/23/20)
- **Five players scored in double figures:** vs. San Jose State (1/28/22)
- **All five starters scored in double figures:** at UNLV (1/18/20)
- **Six players scored in double figures:** Wyoming (1/19/19)
- **Had 15 rebounds:** Carlton Bragg (17) vs. New Mexico State (12/14/19)
- **Had 20 rebounds:** Carlton Bragg (20) at Wyoming (3/9/19)
- **Two players with 10 rebounds:** Gethro Muscadin (11) & Jay Allen-Tovar (10) vs. Denver (12/6/21)
- **Double-Double:** Jaelen House vs. San Jose State (1/28/22)
- **Two players had a double-double:** Makuach Maluach & Bayron Matos vs. LeTourneau (12/17/20)
- **Three players had a double-double:** Corey Manigault, Zane Martin & Vance Jackson (20) vs. Wyoming (2/8/20)
- **Double-Double with points and assists:** Jaelen House vs. San Jose State (1/28/22)
- **Four Double-Doubles in a row:** Joe Furstinger (12/19/17-12/30/17)
- **Triple-Double:** Luc Longley vs. Penn State (3/28/90) *NIT*
- **20 points and 20 rebounds:** Carlton Bragg (22/20) at Wyoming (3/9/19)
- **10 assists:** Jaelen House (13) vs. San Jose State (1/28/22)
- **5 Blocked Shots:** Joe Furstinger (5) vs. Boise State (2/18/17)
- **5 Steals:** Jaelen House (6) vs. Colorado State (2/17/22)
- **Led UNM in Points, Rebounds and Assists:** Makuach Malauch at Fresno State (1/30/21)
- **Hit a last second shot to win a game (1.0 or later):** Anthony Mathis at CSUN (11/6/18), 3-pointer with 0.3 left to win 87-84
- **Played the entire game:** Jaelen House at Air Force (2/5/22)
- **Played 40 or more minutes:** Jaelen House (40) at Air Force (2/5/22)

### NEW MEXICO TEAM...

- **Won in Overtime:** 95-86 vs. Fresno State (3/3/18)
- **Lost in Overtime:** 87-90 vs. Utah State (1/8/22)
- **Played Two Overtimes:** W, 97-73 (2ot) vs. UAB (11/21/13)
- **Played Three Overtimes:** W, 104-99 (3ot) vs. Fresno State (3/8/96) *WAC*
- **Shot 70 percent for a Half:** 73.3 (22-30)<sup>2</sup>, vs. Houston Baptist (12/22/19)
- **Shot 60 percent in a Game:** 64.1 (41-64) vs. Houston Baptist (12/22/19)
- **Shot less than 30 percent in a Game:** 26.8 (15-56) vs. Utah State (1/6/21)
- **Shot 90 percent from the free throw line:** 100.0 (9-9) vs. Northern NM (2/11/22)
- **Shot 50 percent from 3-point line:** 50.0 (8-16) at Air Force (2/5/22)
- **Shot less than 30 percent in a half:** 27.6 (8-29)<sup>1</sup>, vs. Air Force (2/26/22)
- **Shot less than 20 percent in a half:** 19.2 (5-26)<sup>1</sup>, vs. Utah State (1/6/21)
- **Shot 55 percent or better and lost:** 59.6 (31-52) vs. New Mexico State (11/17/18)
- **Attempted 50 FTs:** 52 at UTEP (1/2/08)
- **Made 30 FTs:** 35 at New Mexico State (11/30/21)
- **Made 10 3-pt FGs:** 10, vs. San Jose State (1/28/22)
- **Failed to make a 3-pt FG:** vs. Washington State (12/25/15)
- **Had 50 rebounds:** 79, vs. LeTourneau (12/17/20)
- **Had 25 assists:** 26, vs. San Jose State (1/23/21)
- **Had 15 steals:** 17, vs. McNeese (11/16/19)
- **Had 10 blocks:** 10, vs. Western New Mexico (11/22/21)
- **Scored 50 pts in a half:** 57<sup>2</sup>, at Wyoming (1/22/22)
- **Scored 60 pts in a half:** 61<sup>2</sup>, vs. Houston Baptist (12/22/19)
- **Scored 100 pts (MW):** 108, at Colorado State (2/28/18)
- **Scored 100 pts (non-conf):** 101, at New Mexico State (11/30/21)
- **Scored under 20 pts in 1st half:** 19, at Fresno State (1/28/21)
- **Scored under 20 pts in 2nd half:** 18, at UNLV (1/18/21)
- **Scored under 50 pts in a game:** 46, at UNLV (1/18/21)
- **Never trailed:** at Air Force (2/5/22)

### AN OPPOSING PLAYER...

- **Scored 30 points:** David Roddy (31), Colorado State (2/17/22)
- **Scored 35 points:** Bryce Hamilton (35), UNLV (1/18/20)
- **Scored 40 points:** Jordan Caroline (45), Nevada (1/7/17)
- **Two players with 20 points:** Souley Boum (26) & Keonte Kennedy (22), UTEP (12/12/21)
- **Two players with 25 points:** Graham Ike (29) & Hunter Maldonado (25), at Wyoming (1/22/22)
- **Three players with 20 points:** Louis Adams (31), Justin James (23) & Hayden Dalton (21), Wyoming (2/20/18)
- **20-point game off the bench:** Max Rice (22), Boise State (12/23/20)
- **One player scored in double figures:** Our Lady of the Lake (12/15/20)
- **No players scored in double figures:** ULM (12/13/14)
- **Five players scored in double figures:** at Colorado State (1/19/22)
- **All five starters scored in double figures:** Utah State (1/8/22)
- **Six players scored in double figures:** Utah State (1/8/22)
- **Had 15 rebounds:** Graham Ike (15), at Wyoming (1/22/22)
- **Had 20 rebounds:** Ryan Watkins (22), Boise State (1/21/14)
- **Two players with 10 rebounds:** Warren Washington (11) & Will Baker (11), at Nevada (1/1/22)
- **Double-Double:** Justin Bean, at Utah State (2/22/22)
- **Two players had a double-double:** Warren Washington, Will Baker & Grant Sherfield, at Nevada (1/1/22)
- **Double-Double with points and assists:** Omari Moore, at San Jose State (2/20/22)
- **Triple-Double:** Omari Moore, at San Jose State (2/20/22)
- **10 assists:** Omari Moore (10), at San Jose State (2/20/22)
- **5 Blocked Shots:** Neemas Queta (5), Utah State (1/6/21)
- **5 Steals:** Nathan Mensah (5), at San Diego State (1/31/22)
- **Hit a last second shot to win a game (1.0 or later):** Nate Pryor, New Mexico State (12/6/21), layup as time expired in overtime to win 78-76

### OPPONENT TEAM...

- **Shot 70 percent for a Half:** 74.1 (20-27)<sup>2</sup>, at San Jose State (2/20/22)
- **Shot 60 percent in a Game:** 60.0 (36-60) at Boise State (12/23/20)
- **Shot less than 30 percent in a Game:** 27.8 (22-79), LeTourneau (12/17/20)
- **Shot 90 percent from the free throw line:** 90.0 (9-10), at Utah State (2/22/22)
- **Shot 50 percent from 3-point line:** 53.8 (7-13), Fresno State (1/25/22)
- **Shot less than 30 percent in a half:** 28.6 (10-35)<sup>2</sup>, Northern New Mexico (2/11/22)
- **Shot less than 20 percent in a half:** 18.5 (5-27)<sup>1</sup>, at Fresno State (1/28/21)
- **Shot 55 percent or better and lost:** 57.8 (37-64) at Wyoming (2/20/18)
- **Attempted 50 FTs:** 50, New Mexico State (12/11/82)
- **Made 30 FTs:** 35, Utah State (3/14/19)
- **Made 10 3-pt FGs:** 13, Wyoming (2/17/21)
- **Failed to make a 3-pt FG:** New Mexico State (12/16/15)
- **Had 50 rebounds:** 52, Boise State (1/15/22)
- **Had 25 assists:** 27, at Colorado State (3/3/21)
- **Had 15 steals:** 15, UAB (11/25/21)
- **Had 10 blocks:** 10, Utah State (1/6/21)
- **Scored 50 pts in a half:** 52<sup>2</sup>, at Wyoming (1/22/22)
- **Scored 60 pts in a half:** 61<sup>2</sup>, at Wyoming (2/20/18)
- **Scored 100 pts (MW):** 105, at Colorado State (1/15/20)
- **Scored 100 pts (non-conf):** 100, at New Mexico State (12/4/18)
- **Scored under 20 pts in 1st half:** 19, at Fresno State (1/28/21)
- **Scored under 20 pts in 2nd half:** 19, New Mexico State (12/3/14)
- **Scored under 50 pts in a game:** 46, Northern New Mexico (2/11/22)
- **Never trailed:** at San Diego State (1/31/22)





# 2021-22 LOBO BASKETBALL



## NEW MEXICO NM HIGHLANDS

101  
72

GAME #0 - exhibition  
Nov. 5, 2021  
The Pit (7,182)  
Albuquerque, NM

NMHU	FG	3FG	FT	O-D-T	PF	TP	A	TO	BS	S	MP
4 Sanchius*	0-3	0-2	1-3	1-4-5	2	1	1	1	0	1	24
13 Adams*	4-8	0-0	0-0	2-1-3	4	8	1	2	0	0	16
0 Brown*	5-17	1-7	2-3	1-0-1	3	13	0	2	0	1	29
1 Carpenter*	1-7	1-4	0-0	1-2-3	3	3	2	1	0	1	24
55 Barnes-Thompkins*	7-15	5-9	3-4	0-4-4	2	22	4	4	0	1	26
5 Archuleta	3-5	2-3	0-0	0-2-2	2	8	1	0	0	1	10
10 Ilesiji	0-1	0-1	0-0	0-0-0	0	0	0	0	0	0	7
11 Christmas	1-6	0-2	1-2	0-3-3	0	3	2	0	0	1	14
21 Domina-Lovato	3-3	0-0	0-0	1-0-1	3	6	3	0	0	0	13
23 Johnson	2-4	0-0	0-0	2-4-6	0	4	2	3	0	0	18
33 Rodgers	2-3	0-1	0-0	1-2-3	0	4	1	1	2	0	10
35 Harrison	0-1	0-0	0-0	0-0-0	2	0	0	1	0	0	10
TEAM				0-2-2							
Totals	28-73	9-29	7-12	9-24-33	21	72	17	15	2	6	200
UNM	FG	3FG	FT	O-D-T	PF	TP	A	TO	BS	S	MP
21 Allen-Tovar*	7-9	1-3	2-2	0-2-2	1	17	0	0	3	0	21
34 Seck*	3-6	0-1	0-0	3-5-8	2	6	1	0	0	1	24
5 Mashburn*	4-7	1-3	2-3	0-2-2	0	11	0	0	0	1	18
10 House*	5-10	2-4	0-0	0-2-2	0	12	8	2	0	1	16
24 Todd*	2-4	0-0	2-2	2-2-4	1	6	1	0	2	0	17
0 Jenkins	6-14	2-7	4-4	0-5-5	2	18	3	2	0	1	20
3 Forsling	1-2	0-1	0-0	1-1-2	4	2	0	0	0	0	14
4 Kuac	4-9	0-5	0-0	2-4-6	2	8	0	3	0	0	15
13 Johnson	6-9	2-4	4-4	2-9-11	2	18	2	1	0	3	22
20 Patterson	0-2	0-2	0-0	0-0-0	0	0	0	0	0	0	3
30 Francis	1-4	0-0	1-3	0-2-2	1	3	5	4	0	0	22
33 Arroyo	0-1	0-0	0-0	1-2-3	0	0	1	0	0	0	7
TEAM				2-3-5							
Totals	39-77	8-30	15-18	13-39-52	15	101	21	12	5	7	200
	1st	2nd	Total								
NM Highlands	33	39	72								
New Mexico	58	43	101								

Points in the Paint-NMHU 26, UNM 48; Points off Turnovers-NMHU 10, UNM 14  
2nd Chance Points-NMHU 8, UNM 17; Fast Break Points-NMHU 22, UNM 40  
Bench Points-NMHU 25, UNM 49; Score Tied-0 times. Lead changed-0 times.  
Largest lead-NMHU none, UNM by 36 2nd-3-40.  
NMHU led for 0:00, UNM led for 39:22, Game tied 0:38.  
Officials: Larry Spaulding, Brad Ferrie, Ryan McDaniel  
Technical: NMHU-Adams; UNM-Allen-Tovar

## NEW MEXICO FAU

99  
92

GAME #1  
Nov. 10, 2021  
The Pit (8,553)  
Albuquerque, NM

FAU (0-1)	FG	3FG	FT	O-D-T	PF	TP	A	TO	BS	S	MP
50 Goldin*	3-6	0-0	4-5	2-2-4	3	10	1	1	0	0	21
2 Winchester*	3-6	0-0	2-2	1-1-2	5	8	6	4	0	2	29
11 Forrest*	8-14	4-10	6-7	0-6-6	3	26	4	4	0	0	28
15 Martin*	2-9	1-5	0-1	1-5-6	2	5	0	3	0	1	23
20 Baruti*	5-9	2-5	3-3	3-6-9	4	15	1	0	0	0	26
1 Niang	6-8	0-0	2-2	2-1-3	2	14	0	0	0	1	19
3 Rosado	2-4	0-0	2-2	3-0-3	1	6	0	3	0	0	8
10 Davis	0-1	0-1	0-0	1-2-3	1	0	0	1	0	0	11
21 Ralat	1-2	1-2	0-0	1-0-1	3	3	4	0	0	0	17
23 Weatherspoon	2-6	0-3	1-1	0-1-1	0	5	0	1	0	0	17
35 Kuciti	0-0	0-0	0-0	0-0-0	0	0	0	0	0	0	1
TEAM				3-1-4							
Totals	32-65	8-26	20-23	17-25-42	24	92	16	17	0	4	200
UNM (1-0)	FG	3FG	FT	O-D-T	PF	TP	A	TO	BS	S	MP
21 Allen-Tovar*	7-14	3-8	1-1	3-5-8	1	18	0	2	3	0	33
34 Seck*	0-0	0-0	0-0	1-1-2	3	0	2	0	0	1	10
5 Mashburn*	6-16	2-5	0-0	0-2-2	1	14	3	0	0	1	34
10 House*	10-19	3-5	7-10	0-3-3	3	30	6	3	0	2	37
24 Todd*	0-1	0-0	2-2	0-1-1	1	2	2	0	0	0	18
0 Jenkins	4-6	2-3	0-0	1-2-3	1	10	0	1	0	1	25
3 Forsling	0-0	0-0	0-0	1-2-3	2	0	1	1	0	0	4
13 Johnson	2-2	1-1	2-4	0-2-2	3	7	0	1	0	0	17
35 Muscadin	6-8	1-1	5-6	0-2-2	5	18	1	2	2	2	22
TEAM				1-0-1							
Totals	35-66	12-23	17-23	7-18-25	20	99	15	10	5	7	200
	1st	2nd	Total								
FAU	41	51	92								
New Mexico	43	56	99								
	FG%	3FG%	FT%								
FAU	49.2	30.8	87.0								
New Mexico	53.0	52.2	73.9								

Points in the Paint-FAU 38, UNM 36; Points off Turnovers-FAU 12, UNM 24  
2nd Chance Points-FAU 19, UNM 15; Fast Break Points-FAU 10, UNM 19  
Bench Points-FAU 28, UNM 35; Score Tied-10 times. Lead changed-13 times.  
Largest lead-FAU by 5 2nd-13:39, UNM by 16 2nd-2:41.  
FAU led for 8:09, UNM led for 25:56, Game tied 5:55.  
Officials: David Hall, Verne Harris, Eric Curry  
Technical: UNM-Team (top warning)

## COLORADO NEW MEXICO

87  
76

GAME #2  
Nov. 13, 2021  
CU Events Center (7,115)  
Boulder, CO

UNM (1-1)	FG	3FG	FT	O-D-T	PF	TP	A	TO	BS	S	MP
21 Allen-Tovar*	1-5	0-3	1-2	1-1-2	2	3	1	1	1	0	20
35 Muscadin*	1-4	0-0	3-4	2-3-5	3	5	1	4	1	1	23
5 Mashburn*	8-16	1-6	3-4	1-4-5	1	20	1	4	0	0	35
10 House*	7-15	3-7	5-5	0-1-1	5	22	4	1	0	2	31
24 Todd*	4-6	0-0	4-5	0-0-0	5	12	0	0	0	7	20
0 Jenkins	0-6	0-4	0-0	0-0-0	1	0	0	1	0	1	16
3 Forsling	2-2	0-0	0-0	0-0-0	2	4	0	0	0	0	7
13 Johnson	3-5	2-3	2-2	0-3-3	3	10	0	1	0	1	23
33 Arroyo	0-2	0-0	0-0	2-0-2	0	0	0	0	0	0	6
34 Seck	0-1	0-0	0-0	1-5-6	5	0	0	1	0	0	20
TEAM				1-2-3							
Totals	26-62	6-23	18-22	8-19-27	27	76	7	13	2	12	200
CU (2-0)	FG	3FG	FT	O-D-T	PF	TP	A	TO	BS	S	MP
12 Walker*	4-10	0-4	9-12	2-8-10	3	17	0	2	1	1	29
21 Battey*	7-10	2-2	0-0	1-5-6	2	16	1	2	0	0	30
23 da Silva*	2-5	0-1	0-0	2-2-4	3	4	2	1	0	1	22
3 Barthelemy*	5-10	3-4	7-8	0-1-1	2	20	3	7	0	2	28
24 Parquet*	3-5	1-2	3-4	2-1-3	4	10	3	0	1	2	32
0 O'Brien	0-1	0-0	0-2	1-0-1	1	0	0	0	0	1	5
2 Simpson	2-5	1-2	1-3	2-6-8	2	6	3	2	0	0	18
32 Clifford	2-6	0-2	4-4	2-5-7	2	8	1	1	2	0	25
34 Lovering	3-5	0-0	0-0	0-1-1	2	6	1	3	0	0	10
TEAM				3-3-6							
Totals	28-57	7-17	24-33	15-32-47	21	87	14	18	4	7	200
	1st	2nd	Total								
New Mexico	36	40	76								
Colorado	42	45	87								
	FG%	3FG%	FT%								
New Mexico	41.9	26.1	81.8								
Colorado	49.1	41.2	72.7								

Points in the Paint-UNM 32, CU 36; Points off Turnovers-UNM 18, CU 12  
2nd Chance Points-UNM 8, CU 13; Fast Break Points-UNM 14, CU 22  
Bench Points-UNM 14, CU 20; Score Tied-5 times. Lead changed-5 times.  
Largest lead-UNM by 4 1st-17:39, CU by 13 2nd-0:29.  
UNM led for 6:18, CU led for 28:45, Game tied 4:57.  
Officials: Mike Reed, Deidre Carr, Kelly Pfeiffer  
Technical: UNM-Todd; CU-Walker

## NEW MEXICO GRAMBLING ST

86  
61

GAME #3  
Nov. 15, 2021  
The Pit (8,010)  
Albuquerque, NM

GSU (0-3)	FG	3FG	FT	O-D-T	PF	TP	A	TO	BS	S	MP
32 Lamin*	1-2	0-0	1-2	2-7-9	2	3	2	0	2	1	29
11 Christon*	5-14	2-6	2-2	2-3-5	3	14	1	3	1	0	29
3 Kingsby*	7-14	1-5	5-6	0-2-2	4	20	3	4	0	0	35
10 Cowart*	1-5	0-0	0-1	0-2-2	1	2	2	4	0	2	24
14 Taylor*	3-7	1-2	1-2	3-4-7	3	8	0	3	2	0	21
2 Munford*	0-1	0-0	0-0	0-0-0	1	0	0	1	0	0	5
5 Moton*	1-10	0-2	1-2	1-5-6	3	3	4	6	0	1	23
22 Moss	4-9	1-1	2-2	2-3-5	3	11	1	1	0	2	30
23 Murrell	0-0	0-0	0-0	0-1-1	0	0	0	0	0	0	5
TEAM				4-2-6							
Totals	22-62	5-12	12-17	14-29-43	20	61	13	23	5	7	200
UNM (2-1)	FG	3FG	FT	O-D-T	PF	TP	A	TO	BS	S	MP
34 Seck*	0-1	0-0	0-0	0-2-2	1	0	2	0	1	0	11
3 Forsling*	0-0	0-0	0-0	0-0-0	0	0	0	0	0	0	3
5 Mashburn*	7-14	2-5	2-2	1-4-5	4	18	2	3	1	0	34
10 House*	7-16	1-8	3-5	0-2-2	3	18	7	5	1	8	38
24 Todd*	6-12	2-4	2-2	1-2-3	1	16	1	1	4	1	33
0 Jenkins	2-5	2-4	0-0	0-1-1	4	6	0	0	0	0	10
13 Johnson	5-6	3-4	3-4	1-9-10	0	16	1	2	0	0	29
21 Allen-Tovar	0-2	0-2	0-0	0-2-2	2	0	1	0	1	2	13
30 Francis	0-1	0-1	0-0	0-0-0	0	0	0	1	0	0	5
35 Muscadin	4-11	0-0	4-4	3-5-8	1	12	0	0	1	0	24
TEAM				4-0-4							
Totals	31-68	10-28	14-17	10-27-37	16	86	14	12	9	11	200
	1st	2nd	Total								
Grambling State	33	28	61								
New Mexico	37	49	86								
	FG%	3FG%	FT%								
Grambling State	35.5	41.7	70.6								
New Mexico	45.6	35.7	82.4								





# 2021-22 LOBO BASKETBALL



## UAB NEW MEXICO

86  
73

GAME #6  
Nov. 25, 2021  
Orleans Arena (452)  
Las Vegas, NV

UAB (5-1)	FG	3FG	FT	O-D-T	PF	TP	A	TO	BS	S	MP
5 Buffen*	3-4	0-0	2-2	2-4-6	4	8	2	2	2	1	20
55 Jemison*	3-5	0-0	5-6	6-6-12	3	11	0	2	2	2	21
3 Lovan*	5-7	0-0	2-3	2-2-4	3	12	0	1	1	2	23
10 Walker*	9-19	4-9	4-4	0-3-3	1	26	6	8	0	2	35
13 Jackson*	2-7	0-1	0-0	0-2-2	2	4	3	0	0	3	23
0 Lucure	0-1	0-1	0-0	0-0-0	0	0	0	2	0	2	3
2 Ertel	3-10	1-6	0-0	0-0-0	1	7	3	0	0	1	21
4 Brown	2-4	2-4	0-0	2-0-2	0	6	0	0	0	0	18
11 Johnson	2-4	2-4	0-0	0-3-3	2	6	0	1	0	2	16
23 LeBlanc	1-2	0-0	0-0	2-2-4	5	2	0	2	1	0	11
25 Gordon	2-2	0-0	0-0	2-2-4	2	4	0	1	0	0	8
TEAM				0-1-1							
Totals	32-65	9-25	13-15	16-25-41	23	86	14	19	6	15	200
UNM (4-2)	FG	3FG	FT	O-D-T	PF	TP	A	TO	BS	S	MP
35 Muscadin*	1-6	0-0	2-4	0-4-4	3	4	2	2	1	2	26
5 Mashburn*	9-15	2-7	6-6	0-2-2	1	26	3	5	0	1	36
10 House*	4-15	2-6	2-3	1-4-5	3	12	5	7	0	0	36
13 Johnson*	5-6	3-3	0-0	0-2-2	4	13	1	2	0	0	33
24 Todd*	2-4	0-0	2-2	2-2-4	4	6	2	2	1	1	26
0 Jenkins	0-2	0-2	0-0	0-0-0	1	0	0	0	0	0	4
1 Singleton	2-3	1-1	3-9	2-1-3	0	8	1	1	0	2	18
21 Allen-Tovar	1-1	0-0	0-0	0-1-1	0	2	0	1	0	0	14
34 Seck	1-1	0-0	0-0	0-1-1	0	2	0	0	0	0	7
TEAM				4-1-5							
Totals	25-53	8-19	15-24	9-18-27	16	73	14	20	2	6	200
UAB		1st	2nd	Total		FG%	3FG%	FT%			
New Mexico		42	44	86		49.2	36.0	86.7			
		37	36	73		47.2	42.1	62.5			

Points in the Paint-UAB 34, UNM 28; Points off Turnovers-UAB 25, UNM 19  
2nd Chance Points-UAB 13, UNM 8; Fast Break Points-UAB 21, UNM 11  
Bench Points-UAB 25, UNM 12. Score Tied-11 times. Lead changed-12 times.  
Largest lead-UAB by 14 2nd-0:35, UNM by 2 2nd-8:35.  
UAB led for 31:40, UNM led for 3:10, Game tied 5:10.  
Officials: Shawn Lehigh, Thomas Sawyer, John Paul Guerrero  
Technical: none

## TOWSON NEW MEXICO

73  
58

GAME #7  
Nov. 26, 2021  
Orleans Arena (459)  
Las Vegas, NV

TOW (4-3)	FG	3FG	FT	O-D-T	PF	TP	A	TO	BS	S	MP
32 Thompson*	2-3	0-0	3-4	2-7-9	1	7	0	1	1	0	28
55 Holden*	4-9	1-2	7-9	3-7-10	3	16	2	2	1	2	38
1 Nolan*	6-18	2-9	1-5	2-2-4	2	15	5	3	0	3	38
10 Hicks*	0-2	0-1	0-0	0-8-8	2	0	3	0	0	1	34
25 Timberlake*	8-14	6-10	3-3	0-5-5	2	25	2	3	0	0	40
13 Paar	3-3	0-0	2-2	2-1-3	0	8	0	1	0	0	12
23 Jones	1-2	0-0	0-0	2-0-2	1	2	0	0	0	0	9
35 Bielek	0-0	0-0	0-0	0-1-1	2	0	0	1	0	0	2
TEAM				1-2-3							
Totals	24-51	9-22	16-23	12-33-45	13	73	12	13	2	6	200
UNM (4-3)	FG	3FG	FT	O-D-T	PF	TP	A	TO	BS	S	MP
35 Muscadin*	1-4	0-0	0-0	0-0-0	5	2	0	2	0	0	10
5 Mashburn*	9-18	4-8	4-4	0-3-3	0	26	1	1	0	1	39
10 House*	2-8	2-6	2-2	1-3-4	3	8	4	0	0	1	36
13 Johnson*	1-9	0-5	2-4	3-5-8	1	4	1	2	0	0	26
24 Todd*	5-12	2-5	2-3	3-1-4	3	14	1	1	2	1	31
1 Singleton	0-3	0-1	0-0	1-0-1	5	0	1	2	0	0	17
4 Kuac	0-0	0-0	0-0	1-0-1	0	0	0	0	0	0	4
21 Allen-Tovar	2-6	0-0	0-0	1-2-3	2	4	0	2	1	1	30
34 Seck	0-2	0-0	0-0	1-1-2	2	0	1	0	0	0	7
TEAM				1-4-5							
Totals	20-62	8-25	10-13	12-19-31	21	58	9	10	3	4	200
Towson		1st	2nd	Total		FG%	3FG%	FT%			
New Mexico		42	31	73		47.1	40.9	69.6			
		29	29	58		32.3	32.0	76.9			

Points in the Paint-TOW 26, UNM 22; Points off Turnovers-TOW 13, UNM 13  
2nd Chance Points-TOW 10, UNM 10; Fast Break Points-TOW 7, UNM 2  
Bench Points-TOW 10, UNM 4. Score Tied-0 times. Lead changed-0 times.  
Largest lead-TOW by 20 1st-8:49, UNM none.  
TOW led for 39:56, UNM led for 0:00, Game tied 0:04.  
Officials: Ruben Ramos, Thomas Sawyer, Tony Thomas  
Technical: none

## NEW MEXICO NEW MEXICO ST.

101  
94

GAME #8  
Nov. 30, 2021  
Pan American Center (6,208)  
Las Cruces, NM

UNM (5-3)	FG	3FG	FT	O-D-T	PF	TP	A	TO	BS	S	MP
35 Muscadin*	4-6	0-0	0-1	2-3-5	4	8	0	3	1	0	16
5 Mashburn*	6-13	2-4	5-6	0-1-1	2	19	3	1	0	0	28
10 House*	9-19	3-6	10-11	0-4-4	3	31	5	1	0	0	36
13 Johnson*	2-6	2-3	6-6	2-3-5	3	12	2	0	0	1	37
24 Todd*	0-3	0-1	8-10	2-2-4	3	8	3	0	0	2	17
1 Singleton	1-2	0-1	0-0	1-1-2	1	2	1	0	0	1	12
4 Kuac	2-2	0-0	2-4	0-3-3	3	6	0	2	2	0	23
21 Allen-Tovar	5-11	1-5	4-4	2-9-11	3	15	1	2	0	1	31
TEAM				1-3-4							
Totals	29-62	8-20	35-42	10-29-39	22	101	15	9	4	4	200
NMSU (5-2)	FG	3FG	FT	O-D-T	PF	TP	A	TO	BS	S	MP
2 Tillman*	1-3	0-0	1-4	1-1-2	5	3	0	2	0	0	27
13 McNair*	6-10	0-1	2-4	1-7-8	2	14	0	0	3	0	35
35 McCants*	2-2	0-0	0-0	0-2-2	5	4	0	0	0	0	13
0 Allen*	8-16	3-9	12-12	2-7-9	4	31	1	5	1	0	38
10 Rice*	5-8	2-11	9-11	1-3-4	4	21	8	2	0	2	38
1 Avery	3-4	1-2	1-2	1-1-2	3	8	0	0	0	0	15
3 Pryor	0-0	0-0	0-0	0-1-1	0	0	0	0	0	0	2
4 McKinney	1-3	0-2	0-0	0-0-0	2	2	0	0	0	0	4
15 Peake	1-2	1-2	0-0	0-0-0	3	3	0	0	0	0	9
23 Williams	2-3	2-3	2-2	0-1-1	1	8	1	0	0	0	14
42 Alok	0-1	0-1	0-0	0-2-2	0	0	0	0	0	0	5
TEAM				3-3-6							
Totals	29-62	9-31	27-35	8-27-35	29	94	10	9	4	2	200
New Mexico		1st	2nd	Total		FG%	3FG%	FT%			
New Mexico State		49	52	101		46.8	40.0	83.3			
		42	52	94		46.8	29.0	77.1			

Points in the Paint-UNM 28, NMSU 36; Points off Turnovers-UNM 13, NMSU 15  
2nd Chance Points-UNM 13, NMSU 8; Fast Break Points-UNM 25, NMSU 4  
Bench Points-UNM 23, NMSU 21. Score Tied-6 times. Lead changed-9 times.  
Largest lead-UNM by 11 2nd-1:36, NMSU by 4 1st-13:29.  
UNM led for 30:15, NMSU led for 7:43, Game tied 2:02.  
Officials: Michael Greenstein, Chris Rastatter, Mike Scypers  
Technical: UNM-Muscadin, Team (flop warning); NMSU-McCants, Peake

## NEW MEXICO ST NEW MEXICO

78 OT  
76

GAME #9  
Dec. 6, 2021  
The Pit (13,019)  
Albuquerque, NM

NMSU (7-2)	FG	3FG	FT	O-D-T	PF	TP	A	TO	BS	S	MP
13 McNair*	2-7	0-0	0-0	0-4-4	0	4	0	0	2	1	20
35 McCants*	6-9	0-1	0-1	1-3-4	4	12	4	2	1	0	25
0 Allen*	10-21	0-5	0-0	1-10-11	4	20	4	3	0	1	43
4 McKinney*	1-3	0-0	0-0	0-2-2	1	2	0	0	0	0	6
10 Rice*	2-7	1-4	1-2	1-6-7	1	6	6	2	0	1	41
1 Avery	0-1	0-0	0-0	0-1-1	1	0	0	0	0	0	4
3 Pryor	4-7	0-0	0-0	0-7-7	0	8	4	2	0	1	34
15 Peake	3-4	1-2	0-0	2-2-4	4	7	1	0	1	0	20
23 Williams	0-2	0-2	0-0	0-0-0	2	0	2	0	0	1	13
42 Alok	9-13	0-1	1-2	2-2-4	3	19	0	0	1	0	18
TEAM				0-1-1							
Totals	37-74	2-15	2-5	7-38-45	20	78	21	14	5	5	225
UNM (5-4)	FG	3FG	FT	O-D-T	PF	TP	A	TO	BS	S	MP
35 Muscadin*	2-6	0-0	1-2	1-5-6	4	5	2	2	2	1	25
5 Mashburn*	10-17	3-3	3-3	1-2-3	2	26	3	0	0	0	42
10 House*	7-17	2-6	5-5	0-2-2	1	21	2	4	1	1	38
13 Johnson*	1-5	0-1	1-3	4-4-8	1	3	2	1	0	1	39
24 Todd*	0-2	0-1	0-2	0-3-3	1	0	0	0	0	0	13
0 Jenkins	3-8	1-5	0-0	0-2-2	3	7	0	1	0	0	22
1 Singleton	2-6	0-0	4-7	3-4-7	2	8	1	2	2	2	22
21 Allen-Tovar	3-10	0-6	0-1	0-4-4	1	6	0	0	2	0	23
TEAM				1-5-6							
Totals	28-71	6-22	14-23	10-31-41	15	76	10	10	7	5	225
New Mexico State		1st	2nd	Total		FG%	3FG%	FT%			
New Mexico		27	41	68		50.0	13.3	40.0			
		31	37	68		39.4	27.3	60.9			

Points in the Paint-NMSU 66, UNM 32; Points off Turnovers-NMSU 8, UNM 12  
2nd Chance Points-NMSU 6, UNM 8; Fast Break Points-NMSU 11, UNM 14  
Bench Points-NMSU 34, UNM 21. Score Tied-5 times. Lead changed-15 times.  
Largest lead-NMSU by 5 2nd-7:40, UNM by 10 1st-8:01.  
NMSU led for 11:13, UNM led for 28:13, Game tied 5:34.  
Officials: David Hall, Keith Kimble, Michael Irving  
Technical: NMSU-Team (flop warning)

## NEW MEXICO DENVER

87  
67

GAME #10  
Dec. 9, 2021  
The Pit (8,046)  
Albuquerque, NM

DU (3-8)	FG	3FG	FT	O-D-T	PF	TP	A	TO	BS	S	MP
24 Henn*	4-13	1-5	0-0	0-6-6	3	9	1	0	0	0	21
25 Tainamo*	1-5	0-0	0-0	0-3-3	2	2	0	0	0	0	17
1 Smith*	1-3	0-1	2-7	0-1-1	2	4	2	0	2	0	21
2 Hunt*	4-10	0-1	2-3	0-5-5	4	10	7	3	0	2	33
11 Johnson*	5-12	2-4	0-0	0-0-0	1	12	2	2	0	0	30
0 Moore	2-5	0-0	0-1	4-1-5	2	4	1	0	0	0	16
3 Hess	0-0	0-0	0-0	0-0-0	0	0	0	1	0	0	20
4 Gailin	0-4	0-2	2-2	0-3-3	0	0	0	1	0	0	20
5 Porter	6-8	4-5	2-3	0-1-1	2	19	0	1	0	0	21
15 Lopez-Sanvicente	1-2	0-0	1-1	2-1-3	2	3	2	0	0	0	15
22 Green	1-1	0-0	0-0	0-0-0	0	2	0	0	0	1	2
42 Bickham	0-1	0-1	0-0	0-1-1	0	0	0	1	0	0	2
TEAM				2-2-4							
Totals	25-64	7-19	10-17	8-24-32	18	67	15	8	2	4	200
UNW (6-4)	FG	3FG	FT	O-D-T	PF	TP	A	TO	BS	S	MP
35 Muscadin*	2-6	1-2	5-6	5-6-11	2	12	2	0	1	0	22
5 Mashburn*	3-11	0-4	6-8	1-3-3	2	10	2	2	0	0	22
10 House*	3-10	0-3	3-3	0-2-2	1	9	2	0	0	3	21
13 Johnson*	1-3	1-3	2-2	0-5-5	1	5	1	0	1	0	21
24 Todd*	3-5	0-0	0-0	2-2-4	3	6	1	0	1	0	22
0 Jenkins	7-14	5-11	2-2	0-1-1	3	21	2	0	0	0	25
1 Singleton	2-5	0-0	2-4	0-3-3	1	6	2	0	1	0	23
3 Forsling	3-5	0-0	1-1	1-1-2	2	7	1	2	1	0	18
21 Allen-Tovar	2-2	0-0	5-5	2-8-10	0	9	0	2	3	0	17
30 Francis	1-1	0-0	0-0	0-2-2	0	2	2	0	0	0	7
34 Seck	0-0	0-0	0-0	0-1-1	0	0	0	0	0	0	3
TEAM				2-2-4							
Totals	27-62	7-23	26-31	13-35-48	14	87	15	6	8	3	200
	1st	2nd	Total			FG%	3FG%	FT%			
Denver	27	40	67			39.1	36.8	58.8			
New Mexico	41	46	87			43.5	30.4	83.9			



# 2021-22 LOBO BASKETBALL



## SMU NEW MEXICO

90  
72

GAME #12  
Dec. 19, 2021  
The Pit (8,394)  
Albuquerque, NM

SMU (9-3)	FG	3FG	FT	O-D-T	PF	TP	A	TO	BS	S	MP
22 Jasey*	2-3	0-0	0-0	1-3-4	2	4	0	1	1	0	17
2 Smith*	3-6	3-6	0-0	0-2-2	2	9	2	0	0	0	29
3 Davis*	11-21	2-9	9-9	1-4-5	1	33	3	0	0	1	35
5 Bandomuel*	3-5	0-1	0-0	1-1-2	4	6	1	3	0	0	12
10 Nutall*	4-9	3-7	0-0	1-4-5	2	11	1	1	0	0	25
1 Phelps	0-1	0-1	0-0	1-1-2	0	0	2	1	0	0	9
13 Todorovic	0-0	0-0	0-0	0-0-0	0	0	0	0	0	0	3
23 Weathers	3-9	0-1	3-4	2-8-10	3	9	1	2	2	1	26
25 Clark	2-4	0-0	1-3	2-4-6	2	5	3	1	1	0	17
33 Aguanne	0-0	0-0	0-0	1-0-1	0	0	0	0	0	0	6
50 Weathers	4-6	1-1	4-6	3-4-7	2	13	0	2	0	1	21
TEAM				2-2-4							
Totals	32-64	9-26	17-22	15-33-48	18	90	13	12	4	3	200
UNM (6-6)	FG	3FG	FT	O-D-T	PF	TP	A	TO	BS	S	MP
3 Forsling*	2-4	0-1	0-1	2-1-3	1	4	0	0	0	1	14
5 Mashburn*	9-21	1-5	6-8	1-1-2	2	25	3	4	0	0	36
10 House*	4-16	1-9	7-8	0-3-3	3	16	7	2	1	1	38
13 Johnson*	1-5	1-2	1-1	2-2-4	1	4	0	0	0	0	30
24 Todd*	1-2	0-0	0-0	2-3-5	0	2	1	0	0	0	14
0 Jenkins	4-10	2-7	0-0	1-1-2	1	10	0	0	0	0	22
1 Singleton	2-2	0-0	0-0	1-1-2	4	4	0	1	0	1	11
4 Kuac	0-2	0-1	0-0	1-2-3	4	0	1	0	1	1	18
21 Allen-Tovar	1-2	0-0	1-2	0-1-1	0	3	0	0	1	0	10
35 Muscadin	2-5	0-1	0-0	0-2-2	1	4	0	0	2	0	8
TEAM				3-2-5							
Totals	26-69	5-26	15-20	13-19-32	17	72	12	7	5	4	200
1st	46	44	90								
2nd	30	42	72								
FG%	37.7	3FG%	77.3								
FT%	37.7		75.0								

Points in the Paint-SMU 42, UNM 28; Points off Turnovers-SMU 9, UNM 18  
2nd Chance Points-SMU 18, UNM 11; Fast Break Points-SMU 18, UNM 11  
Bench Points-SMU 27, UNM 21; Score Tied-0 times. Lead changed-0 times.  
Largest lead-SMU by 18 2nd-0:38, UNM none.  
SMU led for 38:52, UNM led for 0:00, Game tied 1:08.  
Officials: Terry Oglesby, Pat Adams, K.B. Burdett  
Technical: SMU-Weathers, Nutall; UNM-Singleton

## NEW MEXICO NORFOLK STATE

68  
54

GAME #12  
Dec. 21, 2021  
The Pit (8,105)  
Albuquerque, NM

NSU (9-4)	FG	3FG	FT	O-D-T	PF	TP	A	TO	BS	S	MP
21 Tate*	5-13	2-7	1-1	0-6-6	1	13	2	1	0	1	34
30 Bankston*	3-6	0-0	1-2	2-6-8	4	7	0	0	1	0	28
0 Ings*	3-7	0-0	2-2	3-2-5	1	8	1	3	0	0	24
4 Bryant*	6-14	1-5	3-3	1-5-6	3	16	4	2	0	2	33
5 Jenkins*	2-5	1-4	1-1	1-5-6	2	6	3	0	1	0	28
1 Chambers	0-3	0-0	1-2	2-1-3	2	1	0	0	0	0	8
2 Jones	0-2	0-2	0-0	0-1-1	0	0	0	2	0	0	7
3 Hawkins	1-7	1-3	0-0	0-2-2	1	3	0	3	0	0	17
13 Anderson	0-2	0-1	0-0	0-0-0	2	0	1	0	0	0	10
31 Brown	0-4	0-1	0-0	0-1-1	1	0	0	0	0	1	7
32 Ford	0-0	0-0	0-0	0-0-0	1	0	0	1	1	0	4
TEAM				2-3-5							
Totals	20-63	5-23	9-11	11-32-43	18	54	11	12	3	4	200
UNM (7-6)	FG	3FG	FT	O-D-T	PF	TP	A	TO	BS	S	MP
3 Forsling*	0-1	0-0	1-2	2-0-2	2	1	0	0	1	0	17
5 Mashburn*	5-19	3-11	0-0	0-5-5	0	13	0	2	0	1	30
10 House*	4-8	2-5	6-8	0-3-3	3	16	6	1	0	4	27
13 Johnson*	2-5	2-4	0-1	1-3-4	1	6	0	0	0	0	14
24 Todd*	3-6	0-2	0-0	1-2-3	1	6	0	0	1	0	24
0 Jenkins	1-10	0-8	2-2	0-2-2	1	4	0	0	0	1	12
1 Singleton	1-10	0-0	0-0	1-5-6	1	2	3	2	0	1	21
4 Kuac	5-7	0-1	1-2	3-6-9	2	11	2	0	3	0	23
21 Allen-Tovar	2-8	0-2	2-2	4-6-10	0	6	1	1	3	0	16
30 Francis	1-4	1-2	0-0	1-1-2	1	3	2	0	1	0	13
TEAM				2-1-3							
Totals	24-69	8-35	12-17	15-34-49	12	68	14	6	9	7	200
1st	21	33	54								
2nd	37	31	68								
FG%	31.7	3FG%	81.8								
FT%	34.8		70.6								

Points in the Paint-NSU 28, UNM 28; Points off Turnovers-NSU 5, UNM 7  
2nd Chance Points-NSU 10, UNM 14; Fast Break Points-NSU 11, UNM 9  
Bench Points-NSU 4, UNM 26; Score Tied-1 time. Lead changed-0 times.  
Largest lead-NSU none, UNM by 19 1st-1:07.  
NSU led for 0:00, UNM led for 39:20, Game tied 0:40.  
Officials: Michael Irving, Tommy Johnson, Justin Shamion  
Technical: none

## NEVADA NEW MEXICO

79  
70

GAME #14  
Jan. 1, 2022  
Lawlor Events Center (7,224)  
Reno, NV

UNM (7-7, 0-1)	FG	3FG	FT	O-D-T	PF	TP	A	TO	BS	S	MP
3 Forsling*	0-3	0-0	1-2	2-1-3	2	1	1	1	0	0	16
1 Singleton*	6-7	1-1	1-1	1-3-4	4	14	3	2	0	1	18
5 Mashburn*	6-17	3-8	2-3	0-3-3	1	17	1	2	0	1	34
10 House*	4-16	1-5	9-10	0-1-1	2	18	6	3	0	3	32
13 Johnson*	0-2	0-2	0-0	0-3-3	3	5	0	1	0	2	18
0 Jenkins	2-3	1-2	0-0	0-0-0	3	5	0	2	0	0	12
4 Kuac	1-5	1-3	0-0	1-8-9	3	3	0	1	2	1	23
21 Allen-Tovar	2-6	1-4	0-1	5-3-8	0	5	2	1	0	0	22
24 Todd	1-4	0-0	2-4	2-2-4	3	4	0	1	0	0	20
30 Francis	1-1	1-1	0-0	0-0-0	0	3	0	1	0	0	4
TEAM				4-0-4							
Totals	23-64	9-26	15-21	15-24-39	22	70	13	17	2	8	200
NEV (7-5, 1-0)	FG	3FG	FT	O-D-T	PF	TP	A	TO	BS	S	MP
5 Washington*	4-8	0-0	4-6	7-4-11	2	12	3	3	4	1	26
50 Baker*	6-11	0-0	0-2	5-6-11	1	12	1	1	0	0	24
1 Blackshear*	3-6	1-4	2-2	0-5-5	3	9	2	3	0	1	29
4 Cambridge*	6-20	1-11	5-5	1-4-5	0	18	0	2	1	3	36
25 Sheffield*	2-8	1-3	5-6	0-6-6	2	10	10	3	0	0	36
3 Huseynovic	1-1	1-1	2-3	0-0-0	1	5	1	0	0	0	6
14 Coleman	4-7	2-4	3-4	0-4-4	3	13	0	1	0	1	33
20 Foster	0-0	0-0	0-0	0-0-0	4	0	1	2	0	0	11
TEAM				1-0-1							
Totals	26-61	6-23	21-28	14-29-43	16	79	18	15	5	6	200
1st	36	34	70								
2nd	35	44	79								
FG%	42.6	3FG%	75.0								
FT%	42.6		75.0								

Points in the Paint-UNM 22, NEV 38; Points off Turnovers-UNM 20, NEV 23  
2nd Chance Points-UNM 13, NEV 19; Fast Break Points-UNM 13, NEV 16  
Bench Points-UNM 20, NEV 18; Score Tied-3 times. Lead changed-6 times.  
Largest lead-UNM by 9 1st-10:10, NEV by 19 2nd-5:34.  
UNM led for 16:14, NEV led for 22:53, Game tied 0:57.  
Officials: Randy McCall, Tommy Nunez, Jim Schipper  
Technical: NEV-Washington

## UTAH STATE NEW MEXICO

90  
87 OT

GAME #15  
Jan. 8, 2022  
The Pit (8,338)  
Albuquerque, NM

USU (10-5, 1-1)	FG	3FG	FT	O-D-T	PF	TP	A	TO	BS	S	MP
4 Horvath*	4-9	1-3	2-4	1-5-6	5	11	2	2	0	1	25
34 Bean*	10-17	1-2	2-3	2-9-11	3	23	2	5	0	4	43
2 Baird*	5-8	0-2	2-2	0-2-2	1	12	0	2	0	1	36
5 Eytyle-Rock*	6-8	0-1	6-7	0-1-1	2	18	1	0	0	0	36
15 Jones*	4-9	0-3	2-2	1-2-3	0	10	8	2	0	1	33
3 Ashworth	3-5	2-3	4-5	0-2-2	2	12	1	1	0	0	20
11 Shulga	0-1	0-1	0-0	0-1-1	0	0	0	0	0	1	12
24 Hamoda	0-1	0-1	0-0	0-0-0	0	0	0	0	0	1	5
32 Doris	1-2	0-0	2-2	0-4-4	3	4	0	0	0	1	15
TEAM				0-1-1							
Totals	33-60	4-16	20-25	4-27-31	16	90	14	13	0	10	225
UNM (7-8, 0-2)	FG	3FG	FT	O-D-T	PF	TP	A	TO	BS	S	MP
1 Singleton*	4-6	1-2	1-1	1-3-4	2	10	1	2	1	3	34
4 Kuac*	2-4	1-2	0-0	0-1-1	4	5	0	3	1	0	15
5 Mashburn*	8-16	4-6	9-12	0-2-2	3	29	8	3	0	0	38
10 House*	3-14	2-7	0-0	0-6-6	5	8	6	1	0	1	38
13 Johnson*	8-12	7-9	0-0	2-4-6	2	23	1	2	0	0	37
0 Jenkins	2-9	2-6	0-0	1-1-2	0	6	1	2	0	0	14
3 Forsling	0-1	0-1	2-4	1-0-1	1	2	0	3	0	0	18
21 Allen-Tovar	1-2	0-1	0-0	0-3-3	1	2	1	0	1	0	20
24 Todd	1-1	0-0	0-0	2-2-4	1	2	1	0	0	1	10
TEAM				3-3-6							
Totals	29-65	17-34	12-17	10-25-35	19	87	19	17	3	5	225
1st	27	49	14	90							
2nd	42	34	11	87							
FG%	44.6	3FG%	80.0								
FT%	44.6		70.6								

Points in the Paint-USU 54, UNM 20; Points off Turnovers-USU 13, UNM 16  
2nd Chance Points-USU 8, UNM 5; Fast Break Points-USU 23, UNM 2  
Bench Points-USU 16, UNM 12; Score Tied-8 times. Lead changed-7 times.  
Largest lead-USU by 4 2nd-4:52, UNM by 17 2nd-19:38.  
USU led for 5:50, UNM led for 31:43, Game tied 7:27.  
Officials: Verne Harris, Shawn Lehigh, Rob Kruger  
Technical: none

## UNLV NEW MEXICO

85  
56

GAME #16  
Jan. 11, 2022  
Thomas & Mack Center (3,860)  
Las Vegas, NV

UNM (7-9, 0-3)	FG	3FG	FT	O-D-T	PF	TP	A	TO	BS	S	MP
3 Forsling*	0-2	0-0	0-0	0-2-2	3	0	0	5	0	0	24
1 Singleton*	1-1	0-0	0-4	0-4-4	2	2	0	1	0	0	17
5 Mashburn*	3-11	1-6	4-4	0-2-2	3	11	2	2	0	0	20
10 House*	4-10	4-11	2-5-7	0-4-3	4	8	3	4	0	0	33
13 Johnson*	2-6	1-4	2-3	0-3-3	1	7	1	0	0	0	31
0 Jenkins	8-17	5-13	5-5	0-4-4	1	26	1	2	0	1	30
21 Allen-Tovar	1-4	0-1	0-0	0-3-3	1	2	0	0	0	0	10
24 Todd	0-3	0-2	0-0	0-1-1	1	0	0	1	1	0	15
30 Francis	0-1	0-1	0-0	0-0-0	0	0	2	0	0	0	4
33 Arroyo	0-0	0-0	0-0	0-1-1	2	0	0	0	0	1	6
34 Seck	0-0	0-0	0-0	1-1-2	3	0	0	0	0	0	9
TEAM				0-1-1							
Totals	19-55	7-31	11-17	3-27-30	21	56	9	15	1	4	200
UNLV (9-6, 1-1)	FG	3FG	FT	O-D-T	PF	TP	A	TO	BS	S	MP
3 Williams*	10-22	12-22	7-11	1-1-2	3	29	0	0	0	1	24
14 Hammt*	2-5	0-1	7-8	4-9-13	4	10	6	1	0	0	25
5 McCabe*	1-2	1-1	0-0	0-3-3	1	3	5	2	0	1	28
13 Hamilton*	5-17	1-5	6-7	1-5-6	2	17	3	1	0	1	28
22 Baker*	2-4	1-1	0-0	0-0-0	1	5	2	1	0	2	22
0 Iwuakor	0-2	0-2	0-0	0-0-0	2	0	0	0	0	0	8
1 Nuga	1-4	0-1	2-2	0-1-1	1	4	1	0	0	0	12
2 Webster	1-3	0-2	0-0	0-2-2	1	2	0	1	0	1	10
10 Gilbert	2-3	1-1	1-1	2-3-5	1	6	2	1	0	0	16
12 Muoka	1-2	0-0	0-0	3-5-8	1	2	1	0	0	0	10
15 Brown	0-0	0-0	0-0	0-0-0	0	0	0	0	0	0	2
24 Hurlburt	0-1	0-1	0-0	0-0-0	0	0	0	0	0	0	1
31 Coleman	3-7	0-4	0-0	1-2-3	1	6	2	0	0	2	15
34 Burist	0-0	0-0	0-0	0-0-0	0	0	0	0	0	0	1
TEAM				0-5-5							
Totals	28-62	6-21	23-29	12-36-48	18	85	16	12	1	9	200
New Mexico	30	26	56			34.5	22.6		64.7		
UNLV	40	45	85			45.2	28.6		79.3		



# 2021-22 LOBO BASKETBALL



## #23 COLORADO ST 80 NEW MEXICO 74

GAME #18  
Jan. 19, 2022  
Moby Arena (6,516)  
Fort Collins, CO

UNM (7-11, 0-5)	FG	3FG	FT	O-D-T	PF	TP	A	TO	BS	S	MP
21 Allen-Tovar*	2-5	1-2	0-0	0-3-3	3	5	1	0	0	1	28
3 Forsling*	0-1	0-1	0-0	0-2-2	4	0	1	0	0	0	26
5 Mashburn*	6-18	1-8	0-0	0-4-4	1	13	0	1	0	1	36
10 House*	8-14	2-6	0-0	0-4-4	2	18	7	6	0	3	36
13 Johnson*	7-8	4-5	0-1	0-2-2	5	18	0	0	1	0	30
0 Jenkins	5-9	5-9	2-3	2-3-5	4	17	0	0	0	0	27
24 Todd	1-3	1-2	0-0	0-1-1	2	3	0	1	1	0	14
34 Seck	0-0	0-0	0-0	0-0-0	0	0	0	0	0	0	3
TEAM				2-2-4							
Totals	29-58	14-33	2-4	4-21-25	21	74	9	10	2	5	200
CSU (14-1, 4-1)	FG	3FG	FT	O-D-T	PF	TP	A	TO	BS	S	MP
11 Thomas*	4-6	2-4	2-2	2-3-5	1	12	1	2	1	0	19
21 Roddy*	7-11	1-3	6-11	2-4-6	2	21	7	3	0	1	33
31 Thistlewood*	1-2	0-1	0-0	0-1-1	0	2	2	0	0	0	11
3 Moore*	0-3	0-2	0-0	0-1-1	0	0	2	0	0	2	20
4 Stevens*	7-10	1-2	1-1	0-3-3	4	16	3	1	0	1	34
1 Tonje	3-8	2-4	2-2	1-4-5	1	10	0	0	0	0	22
5 Hebb	0-0	0-0	0-0	0-0-0	0	0	0	0	0	0	3
10 Moors	0-0	0-0	0-0	0-3-3	0	0	0	0	0	0	7
13 Jacobs	3-8	0-2	6-6	4-6-10	1	12	0	1	1	1	26
15 Lake	2-4	0-2	2-2	0-2-2	1	6	0	0	0	2	22
23 Rivera	0-0	0-0	1-2	0-0-0	0	1	0	0	0	0	4
TEAM				0-0-0							
Totals	27-52	6-20	20-26	9-27-36	10	80	15	8	2	7	200
New Mexico	32	42	74								
Colorado State	37	43	80								

Points in the Paint-UNM 30, CSU 36; Points off Turnovers-UNM 14, CSU 14  
2nd Chance Points-UNM 8, CSU 11; Fast Break Points-UNM 7, CSU 12  
Bench Points-UNM 20, CSU 29. Score Tied 3 times. Lead changed 9 times.  
Largest lead-UNM by 6 1st-15:41, CSU by 10 2nd-16:56.  
UNM led for 6:40, CSU led for 30:29, Game tied 2:51.  
Officials: Randy McCall, Eric Curry, Nate Harris  
Technical: none

## WYOMING 93 NEW MEXICO 91

GAME #19  
Jan. 22, 2022  
Arena-Auditorium (5,368)  
Laramie, WY

UNM (7-12, 0-6)	FG	3FG	FT	O-D-T	PF	TP	A	TO	BS	S	MP
21 Allen-Tovar*	10-14	4-7	1-2	0-6-6	2	25	0	1	1	1	38
3 Forsling*	1-3	0-1	0-0	1-1-2	3	2	0	0	0	1	12
5 Mashburn*	10-17	2-3	0-0	0-3-3	4	22	4	3	0	4	36
10 House*	7-14	0-2	4-4	0-1-1	4	18	4	2	2	1	30
13 Johnson*	4-4	2-2	1-2	0-1-1	5	11	2	0	0	0	32
0 Jenkins	1-7	0-5	3-3	0-3-3	1	5	0	0	0	0	15
24 Todd	3-7	2-6	0-0	0-1-1	1	8	2	1	0	0	26
30 Francis	0-0	0-0	0-0	0-0-0	1	0	0	0	0	0	0+
33 Arroyo	0-1	0-0	0-0	0-1-1	2	0	0	0	0	0	11
TEAM				4-1-5							
Totals	36-67	10-26	9-11	5-18-23	24	91	12	7	3	8	200
WV (15-2, 4-0)	FG	3FG	FT	O-D-T	PF	TP	A	TO	BS	S	MP
25 Oden*	3-6	0-3	0-0	1-4-5	1	6	0	1	0	0	26
33 Ike*	9-14	0-1	11-13	2-13-15	4	29	1	3	0	0	37
0 Jeffries*	3-5	3-5	5-6	1-5-6	1	14	1	2	0	0	38
5 Wenzel*	4-8	4-8	1-2	0-1-1	2	13	0	3	1	1	33
24 Maldonado*	9-16	1-2	6-9	2-4-6	3	25	7	0	0	0	38
10 Thompson	0-0	0-0	0-0	0-0-0	0	0	1	0	0	0	3
21 Reynolds	1-1	0-0	4-5	0-0-0	5	6	1	1	1	0	26
TEAM				1-0-1							
Totals	29-50	8-19	27-35	7-27-34	16	93	11	13	2	1	200
New Mexico	1st	2nd	Total	FG%	3FG%	FT%					
Wyoming	34	57	91	53.7	38.5	81.8					
	41	52	93	58.0	42.1	77.1					

Points in the Paint-UNM 38, UW 40; Points off Turnovers-UNM 19, UW 11  
2nd Chance Points-UNM 2, UW 11; Fast Break Points-UNM 4, UW 5  
Bench Points-UNM 13, UW 6. Score Tied 6 times. Lead changed 9 times.  
Largest lead-UNM by 3 1st-16:36, UW by 10 2nd-18:22.  
UNM led for 3:40, UW led for 31:09, Game tied 5:11.  
Officials: Brent Meaux, Mike O'Neill, Ryan McDaniel  
Technical: UNM-Coach

## FRESNO STATE 65 NEW MEXICO 60

GAME #20  
Jan. 25, 2022  
The Pit (8,033)  
Albuquerque, NM

FSU (14-5, 4-2)	FG	3FG	FT	O-D-T	PF	TP	A	TO	BS	S	MP
10 Robinson*	4-7	0-0	3-4	1-3-4	1	11	3	1	0	1	15
3 Hill*	4-9	2-4	0-1	0-1-1	1	10	2	4	1	2	34
5 Campbell*	1-2	0-0	0-0	0-1-1	2	2	0	1	0	0	8
23 Colimero	3-4	0-0	0-0	1-4-5	2	6	0	0	0	1	33
25 Holland*	6-13	3-6	7-9	3-5-8	1	22	0	1	0	2	39
11 Yap	1-5	1-2	2-2	0-0-0	1	5	1	3	0	1	24
13 Stroud	2-3	1-1	0-0	0-1-1	2	5	0	1	0	0	11
22 Whitaker	0-1	0-0	0-0	0-0-0	4	0	2	0	0	0	12
30 Vaihola	0-1	0-0	1-4	2-8-10	2	1	2	0	0	0	21
34 Meah	1-1	0-0	1-2	0-1-1	1	3	0	1	0	0	5
TEAM				0-1-1							
Totals	22-46	7-13	14-22	7-25-32	17	65	10	12	1	7	200
UNM (7-13, 0-7)	FG	3FG	FT	O-D-T	PF	TP	A	TO	BS	S	MP
21 Allen-Tovar*	3-6	2-4	2-2	1-6-7	3	10	0	1	0	1	32
3 Forsling*	2-4	0-1	0-0	4-1-5	4	4	1	1	0	1	21
5 Mashburn*	4-12	0-2	7-9	0-1-1	2	15	1	2	0	0	38
10 House*	6-12	1-4	6-6	1-4-5	0	19	5	5	1	2	36
13 Johnson*	2-9	0-6	0-0	1-0-1	1	4	0	1	0	0	24
0 Jenkins	3-11	2-7	0-0	2-4-6	5	8	0	0	0	0	29
24 Todd	0-1	0-0	0-0	0-1-1	1	0	0	0	1	3	9
33 Arroyo	0-0	0-0	0-0	0-2-2	2	0	0	0	1	0	11
TEAM				1-2-3							
Totals	20-55	5-24	15-17	10-21-31	18	60	7	10	4	6	200
Fresno State	1st	2nd	Total	FG%	3FG%	FT%					
New Mexico	41	24	65	47.8	53.8	63.6					
	26	34	60	36.4	20.8	88.2					

Points in the Paint-FSU 24, UNM 22; Points off Turnovers-FSU 15, UNM 5  
2nd Chance Points-FSU 9, UNM 10; Fast Break Points-FSU 2, UNM 13  
Bench Points-FSU 14, UNM 8. Score Tied 0 times. Lead changed 1 time.  
Largest lead-FSU by 17 1st-10:48, UNM by 3 1st-19:41.  
FSU led for 38:33, UNM led for 1:08, Game tied 0:19.  
Officials: Eric Curry, Brad Ferrie, Shawn Lehig  
Technical: none

## NEW MEXICO 86 SAN JOSE ST 70

GAME #21  
Jan. 28, 2022  
The Pit (8,277)  
Albuquerque, NM

SJSU (7-12, 0-7)	FG	3FG	FT	O-D-T	PF	TP	A	TO	BS	S	MP
15 Anderson*	6-10	2-4	0-0	1-1-2	4	14	1	1	0	0	30
31 Gorener*	1-9	1-9	0-0	0-2-2	1	3	0	0	1	0	24
10 Moore*	4-6	1-1	5-7	0-7-7	2	14	7	5	0	1	33
13 Cardenas*	2-4	0-2	0-0	0-0-0	4	4	3	1	0	1	19
44 Smith*	2-7	2-5	0-0	0-2-2	1	6	0	0	0	0	28
0 Arney	6-10	0-1	0-2	1-1-2	0	12	0	2	0	2	15
1 Simmons	0-2	0-2	0-0	0-0-0	0	0	0	0	0	1	15
2 Robinson	7-10	0-2	3-3	1-6-7	2	17	1	0	3	1	25
42 O'Garro	0-1	0-1	0-0	0-0-0	0	0	2	0	0	0	10
TEAM				0-1-1							
Totals	28-59	6-27	8-12	3-20-23	14	70	14	9	4	6	200
UNM (8-13, 1-7)	FG	3FG	FT	O-D-T	PF	TP	A	TO	BS	S	MP
21 Allen-Tovar*	8-12	2-2	0-2	1-3-4	3	18	0	3	2	0	34
3 Forsling*	1-3	0-0	0-0	1-0-1	2	2	1	0	0	0	14
5 Mashburn*	9-12	3-5	2-2	0-6-6	1	23	1	1	0	1	38
10 House*	5-10	2-4	6-6	2-5-7	1	18	13	3	0	1	38
13 Johnson*	4-8	0-2	2-2	1-7-8	2	10	3	2	1	2	35
0 Jenkins	4-12	3-9	2-2	1-6-7	3	13	3	0	0	0	31
1 Singleton	1-1	0-0	0-0	0-0-0	0	2	0	0	0	0	3
34 Seck	0-1	0-0	0-0	1-1-2	0	0	0	1	0	0	8
TEAM				1-2-3							
Totals	32-59	10-22	12-14	8-30-38	12	86	21	10	3	4	200
San Jose State	1st	2nd	Total	FG%	3FG%	FT%					
New Mexico	32	38	70	45.7	22.2	66.7					
	43	43	86	54.2	45.5	85.7					

Points in the Paint-SJSU 44, UNM 36; Points off Turnovers-SJSU 10, UNM 9  
2nd Chance Points-SJSU 2, UNM 14; Fast Break Points-SJSU 8, UNM 6  
Bench Points-SJSU 29, UNM 15. Score Tied 0 times. Lead changed 0 times.  
Largest lead-SJSU none, UNM by 18 2nd-1:53.  
SJSU led for 0:00, UNM led for 39:38, Game tied 0:22.  
Officials: Chris Rastatter, D.G. Nelson, Glen Mayberry  
Technical: UNM-Allen-Tovar

## SAN DIEGO ST. 72 NEW MEXICO 47

GAME #22  
Jan. 31, 2022  
Viejas Arena (10,951)  
San Diego, CA

UNM (8-14, 1-8)	FG	3FG	FT	O-D-T	PF	TP	A	TO	BS	S	MP
21 Allen-Tovar*	1-6	1-3	0-0	0-3-3	0	3	1	1	1	0	26
3 Forsling*	1-3	0-0	0-0	1-5-6	2	2	1	3	0	0	21
5 Mashburn*	3-11	1-5	3-4	0-2-2	2	10	3	4	0	1	29
10 House*	1-4	1-3	0-0	0-2-2	3	3	0	5	0	1	19
13 Johnson*	1-4	1-2	0-0	0-2-2	1	3	1	0	0	0	19
0 Jenkins	6-13	3-8	1-1	0-9-9	1	16	0	2	0	1	28
1 Singleton	0-3	0-0	0-0	0-2-2	4	0	0	1	0	2	20
24 Todd	2-4	0-0	4-5	0-1-1	0	8	0	0	0	1	10
30 Francis	1-2	0-1	0-0	1-0-1	0	2	1	0	0	0	7
33 Arroyo	0-0	0-0	0-0	1-0-1	2	0	0	0	2	1	8
34 Seck	0-2	0-0	0-0	1-1-2	1	0	1	1	0	0	13
TEAM				2-0-2							
Totals	16-52	7-22	8-10	6-27-33	16	47	8	19	3	7	200
SDSU (12-5, 4-2)	FG	3FG	FT	O-D-T	PF	TP	A	TO	BS	S	MP
0 Johnson*	6-10	0-1	2-3	4-6-3	1	14	2	1	0	1	26
31 Mensah*	1-4	0-0	3-4	1-2-1	2	5	1	3	4	5	20
3 Bradley*	6-13	2-5	0-0	0-5-5	1	14	3	3	0	1	26
4 Pulliam*	1-3	1-2	0-0	0-4-4	0	3	6	1	1	0	28
5 Butler*	4-8	1-2	0-0	1-5-6	3	9	4	1	0	2	27
2 Seiko	2-5	2-4	1-1	0-0-0	0	7	1	1	0	0	16
10 Dinwiddie	0-1	0-1	0-0	0-0-0	0	0	0	0	0	0	9
14 Alger	0-1	0-0	0-0	0-0-0	0	0	0	0	0	0	3
20 Baker-Mazara	2-3	0-0	0-2-2	2	8	0	2	0	0	3	11
21 Barnett	1-1	0-0	0-0	0-0-0	0	2	1	0	0	0	3
22 Diabate	1-3	0-0	3-4	0-3-4	4	5	0	0	1	0	15
23 Tomaic	1-3	1-2	2-2	0-2-2	2	5	1	0	2	0	14
24 Ty. Broughton	0-0	0-0	0-0	0-0-0	0	0	0	0	0	0	1
42 Tr. Broughton	0-0	0-0	0-0	0-0-0	0	0	0	0	0	0	1
TEAM				0-1-1							
Totals	26-58	9-20	11-14	6-30-36	15	72	19	12	8	12	200
	1st	2nd	Total			FG%	3FG%	FT%			
New Mexico	22	25	47			30.8	31.8	80.0			
San Diego State	36	36	72			44.8	45.0	78.6			



# 2021-22 LOBO BASKETBALL



## NEW MEXICO NORTHERN NM

78  
46

GAME #24  
Feb. 11, 2022  
The Pit (8,214)  
Albuquerque, NM

NMNC (12-3)	FG	3FG	FT	O-D-T	PF	TP	A	TO	BS	S	MP
11 Weaver*	8-16	1-5	1-2	2-5-7	1	18	1	2	1	1	35
23 Jafari*	2-5	0-2	0-0	2-2-4	1	4	1	1	0	3	25
30 Thomas*	1-8	0-2	0-0	0-3-3	0	2	1	3	0	0	16
24 Zambrano*	3-5	2-4	2-2	0-4-4	0	10	1	2	1	1	28
25 Perez*	0-3	0-1	0-0	0-1-1	3	0	2	2	0	1	25
3 Harris	1-6	0-2	2-2	0-1-1	1	4	0	4	0	0	18
5 Saterfield	3-11	0-2	0-0	1-5-6	3	6	1	1	0	0	21
13 Keys	0-0	0-0	0-0	0-2-2	3	0	0	3	0	0	13
33 Guedes	0-0	0-0	0-0	1-0-1	1	0	1	0	0	0	5
42 Herrera	0-4	0-2	0-0	0-1-1	0	0	0	0	0	0	10
50 Hernandez	1-1	0-0	0-0	0-0-0	1	2	0	0	0	0	2
TEAM	19-59	3-20	5-6	8-26-34	14	46	8	20	2	6	200
UNM (10-14)	FG	3FG	FT	O-D-T	PF	TP	A	TO	BS	S	MP
21 Allen-Tovar*	5-9	0-1	0-0	0-3-3	1	10	0	1	1	1	18
1 Singleton*	0-2	0-1	0-0	0-2-2	1	0	3	2	0	1	17
5 Mashburn*	8-13	2-4	3-3	0-0-0	1	21	2	2	0	1	25
10 House*	3-8	2-3	2-2	1-2-3	0	10	5	3	0	1	20
13 Johnson*	2-4	1-3	0-0	1-3-4	0	5	2	1	0	1	21
0 Jenkins	3-11	1-6	0-0	0-2-2	4	7	1	0	0	1	15
3 Forsling	2-4	0-0	0-0	0-4-10	1	4	2	0	0	1	17
20 Patterson	2-4	0-0	0-0	0-0-0	0	4	0	0	0	1	7
23 Fino-A-Lasell*	1-1	0-0	0-3-3	0-3-3	0	3	0	1	0	0	3
24 Todd	1-6	0-3	4-4	0-3-3	1	6	1	1	1	1	20
30 Francis	2-4	0-2	0-0	0-2-2	0	4	1	0	0	1	12
33 Arroyo	1-1	0-0	0-0	0-0-0	0	2	0	1	0	0	7
34 Seck	1-2	0-0	0-0	2-5-7	2	2	1	0	0	0	18
TEAM	31-69	7-26	9-9	12-33-45	11	78	18	13	2	10	200
Totals	1st	2nd	Total	FG%	3FG%	FT%					
Northern NM	22	24	46	32.2	15.0	83.3					
New Mexico	32	46	78	44.9	26.9	100.0					

Points in the Paint-NMNC 20, UNM 40; Points off Turnovers-NMNC 7, UNM 15  
2nd Chance Points-NMNC 6, UNM 6; Fast Break Points-NMNC 4, UNM 16  
Bench Points-NMNC 12, UNM 32. Score Tied-2 times. Lead changed-3 times.  
Largest lead-NMNC by 5 1st-17:51, UNM by 32 2nd-0:50.  
NMNC led for 5:55, UNM led for 32:15, Game tied 2:50.  
Officials: Michael Irving, James Ford, Tommy Johnson  
Technical: none

## NEW MEXICO #22 WYOMING

75  
66

GAME #25  
Feb. 15, 2022  
The Pit (8,389)  
Albuquerque, NM

UNW (21-4, 10-2)	FG	3FG	FT	O-D-T	PF	TP	A	TO	BS	S	MP
25 Oden*	5-5	1-1	3-3	3-1-4	1	14	0	0	1	1	30
33 Ike*	10-20	0-0	6-8	2-5-7	4	26	1	4	1	1	32
0 Jeffries*	2-10	1-9	0-0	0-4-4	1	5	4	0	0	3	40
5 Wenzel*	3-6	3-5	0-0	0-3-3	1	9	2	0	0	0	33
24 Maldonado*	2-12	0-1	5-8	2-3-5	2	9	4	8	0	0	40
10 Thompson	1-2	1-2	0-0	1-0-1	1	3	0	0	0	0	8
21 Reynolds	0-1	0-0	0-0	0-1-1	1	0	1	1	0	0	5
53 DuSell	0-1	0-1	0-0	0-0-0	4	0	0	1	0	0	13
TEAM	23-57	6-19	14-19	12-20-32	15	66	12	15	2	5	200
UNM (11-14, 3-8)	FG	3FG	FT	O-D-T	PF	TP	A	TO	BS	S	MP
21 Allen-Tovar*	5-9	2-5	3-5	2-6-8	3	15	1	2	2	1	34
3 Forsling*	0-0	0-0	0-0	0-2-2	5	0	0	0	3	0	17
5 Mashburn*	7-13	1-2	3-4	0-2-2	1	18	2	3	0	0	38
10 House*	12-23	4-8	6-6	1-3-4	4	34	6	7	1	2	37
13 Johnson*	0-0	0-0	0-0	0-4-4	1	0	0	0	0	3	30
0 Jenkins	1-2	1-1	0-0	4-3-7	0	3	0	1	0	0	20
1 Singleton	2-4	0-1	1-2	0-2-2	4	5	0	2	0	1	19
24 Todd	0-1	0-1	0-0	0-0-0	1	0	0	0	0	0	1
33 Arroyo	0-0	0-0	0-1	0-2-2	1	0	0	0	0	1	5
TEAM	27-52	8-18	13-18	9-24-33	20	75	9	16	6	8	200
Totals	1st	2nd	Total	FG%	3FG%	FT%					
Wyoming	33	33	66	40.4	31.6	73.7					
New Mexico	30	45	75	51.9	44.4	72.2					

Points in the Paint-UNW 34, UNM 26; Points off Turnovers-UNW 19, UNM 11  
2nd Chance Points-UNW 10, UNM 8; Fast Break Points-UNW 6, UNM 15  
Bench Points-UNW 3, UNM 8. Score Tied-8 times. Lead changed-8 times.  
Largest lead-UNW by 7 2nd-17:24, UNM by 10 2nd-0:16.  
UNW led for 13:22, UNM led for 21:08, Game tied 5:30.  
Officials: Gregory Nixon, Gerry Pollard, Kevin Brill  
Technical: none

## COLORADO ST. NEW MEXICO

83  
68

GAME #26  
Feb. 17, 2022  
The Pit (8,404)  
Albuquerque, NM

CSU (21-3, 11-3)	FG	3FG	FT	O-D-T	PF	TP	A	TO	BS	S	MP
11 Thomas*	2-3	1-1	2-2	0-3-3	0	7	2	0	0	0	11
21 Roddy*	14-20	1-3	2-3	4-5-9	3	31	2	1	0	3	33
1 Tonje*	4-7	0-2	3-4	0-1-1	2	11	0	2	0	1	33
3 Moore*	2-6	1-4	0-0	0-2-2	2	5	4	3	0	1	28
4 Stevens*	5-9	2-2	0-0	0-3-3	1	12	7	2	0	2	39
10 Moors	1-1	0-0	2-2	1-4-5	2	4	0	1	0	0	15
13 Jacobs	2-6	0-2	1-1	1-5-6	2	5	0	1	1	1	24
15 Lake	3-10	2-7	0-0	2-0-2	1	8	1	0	0	0	12
23 Rivera	0-1	0-1	0-0	0-1-1	1	0	0	0	0	0	4
TEAM	33-63	7-22	10-12	10-26-36	14	83	16	10	1	8	200
UNM (11-15, 3-9)	FG	3FG	FT	O-D-T	PF	TP	A	TO	BS	S	MP
21 Allen-Tovar*	7-9	3-4	0-0	1-6-7	1	17	0	3	2	0	34
3 Forsling*	1-1	0-0	0-0	2-1-3	3	2	0	1	0	0	14
5 Mashburn*	5-16	1-5	6-8	0-6-6	0	17	4	1	0	1	37
10 House*	3-11	1-5	6-6	1-1-2	3	13	2	5	0	6	39
13 Johnson*	3-6	1-4	0-0	0-2-2	4	7	1	0	3	1	30
0 Jenkins	4-9	1-4	0-0	0-3-3	1	9	1	0	0	1	27
1 Singleton	1-2	0-0	1-2	0-1-1	2	3	2	1	0	0	18
TEAM	24-54	7-22	13-16	5-22-27	14	68	10	11	5	9	200
Totals	1st	2nd	Total	FG%	3FG%	FT%					
Colorado State	40	43	83	52.4	31.8	83.3					
New Mexico	42	26	68	44.4	31.8	81.3					

Points in the Paint-CSU 44, UNM 22; Points off Turnovers-CSU 18, UNM 15  
2nd Chance Points-CSU 10, UNM 7; Fast Break Points-CSU 14, UNM 10  
Bench Points-CSU 17, UNM 12. Score Tied-8 times. Lead changed-19 times.  
Largest lead-CSU by 3 1st-5:46, UNM by 3 1st-5:46.  
CSU led for 21:38, UNM led for 6:50, Game tied 3:52.  
Officials: Chris Rastatter, Glen Mayberry, Scott Brown  
Technical: none

## SAN JOSE ST NEW MEXICO

71  
55

GAME #27  
Feb. 20, 2022  
Providence CU Events (1,682)  
San Jose, CA

UNM (11-16, 3-10)	FG	3FG	FT	O-D-T	PF	TP	A	TO	BS	S	MP
21 Allen-Tovar*	5-11	0-2	1-2	2-2-4	2	11	0	2	0	2	28
0 Jenkins*	2-8	2-4	0-0	0-5-5	0	6	0	1	0	0	26
5 Mashburn*	6-14	0-1	5-8	0-3-3	3	17	2	1	0	1	36
10 House*	3-15	2-7	6-6	1-3-4	2	14	1	4	1	2	35
13 Johnson*	0-2	0-0	0-0	1-2-3	2	0	0	0	0	0	26
1 Singleton	2-4	0-0	1-4	1-2-3	3	5	3	1	0	2	28
3 Forsling	1-1	0-0	0-0	1-1-2	1	2	0	0	1	0	15
24 Todd	0-0	0-0	0-0	0-0-0	0	0	0	0	0	0	5
34 Seck	0-0	0-0	0-0	0-1-1	1	0	0	0	0	0	1
TEAM	19-55	4-14	13-20	10-20-30	14	55	6	9	2	7	200
SJSU (8-19, 1-14)	FG	3FG	FT	O-D-T	PF	TP	A	TO	BS	S	MP
15 Anderson*	5-8	3-5	0-0	0-3-3	3	13	0	1	1	0	29
23 Kuath*	4-5	0-0	0-0	0-4-4	1	8	0	2	1	0	18
31 Gorenar*	2-8	2-8	0-0	0-6-6	1	6	1	0	0	0	40
10 Moore*	7-14	1-3	3-3	4-6-10	2	18	10	4	2	2	36
13 Cardenas*	4-7	2-3	0-1	0-1-1	4	10	3	1	0	2	31
1 Simmons	0-3	0-1	0-0	0-0-0	1	0	0	0	0	0	7
2 Robinson	1-1	0-0	0-0	2-6-8	1	2	1	1	2	0	19
5 Diallo	7-11	0-0	0-1	2-3-5	4	14	0	3	1	0	18
42 O'Garro	0-0	0-0	0-0	0-0-0	0	0	0	1	0	0	2
TEAM	30-57	8-20	3-5	9-29-38	17	71	15	13	7	4	200
Totals	1st	2nd	Total	FG%	3FG%	FT%					
New Mexico	25	30	55	34.5	28.6	65.0					
San Jose State	25	46	71	52.6	40.0	60.0					

Points in the Paint-UNM 30, SJSU 40; Points off Turnovers-UNM 14, SJSU 12  
2nd Chance Points-UNM 4, SJSU 8; Fast Break Points-UNM 13, SJSU 2  
Bench Points-UNM 7, SJSU 16. Score Tied-7 times. Lead changed-6 times.  
Largest lead-UNM by 6 1st-7:45, SJSU by 16 2nd-0:35.  
UNM led for 8:33, SJSU led for 26:05, Game tied 5:22.  
Officials: Rick Batsell, Ryan Holmes, Chad Shepherd  
Technical: none

## UTAH STATE NEW MEXICO

81  
56

GAME #28  
Feb. 22, 2022  
Smith Spectrum (7,102)  
Logan, UT

UNM (11-17, 3-11)	FG	3FG	FT	O-D-T	PF	TP	A	TO	BS	S	MP
21 Allen-Tovar*	5-8	1-2	0-2	2-4-6	1	11	0	1	1	1	25
1 Singleton*	2-5	0-1	0-0	1-1-2	1	4	0	2	0	2	19
5 Mashburn*	5-15	1-3	2-4	0-2-2	0	13	3	0	0	0	28
10 House*	1-8	0-1	0-0	0-4-4	2	2	1	2	0	1	26
13 Johnson*	1-3	1-1	0-0	2-3-5	0	3	1	0	0	0	20
0 Jenkins	5-12	2-7	0-0	0-2-2	1	12	2	0	0	0	24
3 Forsling	0-0	0-0	0-2	0-0-0	3	0	2	1	1	0	16
24 Todd	3-8	0-0	1-2	1-4-5	5	7	1	2	1	1	20
30 Francis	0-4	0-1	0-0	1-1-2	0	0	1	0	1	0	7
34 Seck	2-3	0-1	0-0	1-4-5	2	4	0	0	0	0	14
TEAM				0-1-1							
Totals	24-66	5-17	3-10	8-26-34	15	56	11	8	4	5	200
USU (16-13, 7-9)	FG	3FG	FT	O-D-T	PF	TP	A	TO	BS	S	MP
4 Horvath*	8-10	2-3	1-1	0-3-3	1	19	3	2	0	0	24
2 Bean*	9-13	2-3	1-1	0-10-10	2	21	5	2	1	2	32
3 Baird*	5-8	0-2	2-3	0-4-4	0	12	3	1	0	0	24
3 Ashworth*	4-5	2-3	0-0	1-4-5	2	10	6	2	0	0	28
5 Eytel-Rock*	2-6	0-3	1-1	0-4-4	1	5	1	1	1	0	20
1 Wagstaff	0-0	0-0	2-2	0-0-0	0	2	1	0	0	0	11
11 Shulga	1-4	0-1	0-0	1-0-1	0	2	0	1	0	0	2
12 Odom	1-3	0-0	0-0	1-5-6	1	2	0	1	2	0	10
14 Zapala	0-1	0-0	0-0	0-0-0	0	0	0	0	0	0	2
15 Jones	0-1	0-1	0-0	0-0-0	3	0	3	0	0	2	16
21 Thelissen	0-1	0-0	0-0	0-1-1	0	0	0	0	0	0	2
22 Miller	1-3	1-3	0-0	0-1-1	0	3	0	0	0	0	12
24 Hamoda	1-4	1-3	0-0	0-4-4	2	3	1	0	0	1	11
32 Dorius	0-2	0-0	2-2	0-1-1	0	2	0	1	0	5	5
TEAM				1-1-2			1				
Totals	32-61	8-22	9-10	4-38-42	12	81	23	11	5	5	200
	1st	2nd		3FG%		3FG%		FT%			
New Mexico	21	35	56	36.4		29.4		30.0			
Utah State	38	43	81	52.5		36.4		90.0			





# 2021-22 LOBO BASKETBALL



## SUPERLATIVES...

LARGEST LEAD AT ANY TIME:	33 (77-44) vs. Western New Mexico (Nov. 22)
LARGEST DEFICIT AT ANY TIME:	30 (53-83) at UNLV (Jan. 11)
LARGEST DEFICIT OVERCOME TO WIN:	8, vs. Air Force (Feb. 26)
LARGEST LEAD SURRENDERED IN A LOSS:	17, vs. Utah State (Jan. 8)
LARGEST HALFTIME LEAD:	18 (45-27), vs. Western New Mexico (Nov. 22)
LARGEST HALFTIME DEFICIT:	17 (21-38), at Utah State (Feb. 22)
LARGEST HALFTIME DEFICIT OVERCOME TO WIN:	8 (24-32), vs. Air Force (Feb. 26)
LARGEST HALFTIME LEAD SURRENDERED IN A LOSS:	15 (42-27), vs. Utah State (Jan. 8)
MOST CONSECUTIVE POINTS SCORED:	20, Western New Mexico (Nov. 22)
MOST CONSECUTIVE POINTS ALLOWED:	17, at UNLV (Jan. 11)

## SPECIALTY STATS...

POINTS OFF TURNOVERS	NEW MEXICO	OPPONENT
Average	13.8	13.8
High	29 vs. Grambling State (Nov. 15)	25 vs. UAB (Nov. 25)
Low	3 vs. Boise State (Jan. 15)	5 vs. Norfolk State (Dec. 21)

2ND CHANCE POINTS	NEW MEXICO	OPPONENT
Average	9.1	10.0
High	23 vs. Denver (Dec. 9)	20, vs. Boise State (Jan. 15)
Low	2, twice	2, twice

POINTS IN THE PAINT	NEW MEXICO	OPPONENT
Average	28.5	37.0
High	40, twice	66 vs. New Mexico State (Dec. 6)
Low	16 at San Diego State (Jan. 31)	20 vs. Northern NM (Feb. 11)

FAST BREAK POINTS	NEW MEXICO	OPPONENT
Average	11.6	11.6
High	25 at NM State (Nov. 30)	25 at San Diego State (Jan. 31)
Low	1 at San Diego State (Jan. 31)	2, twice

BENCH POINTS	NEW MEXICO	OPPONENT
Average	20.4	18.8
High	45 vs. Denver (Dec. 9)	34 vs. New Mexico State (Dec. 6)
Low	4 vs. Towson (Nov. 26)	3 vs. Wyoming (Feb. 15)

## LOBO LEADERS...

POINTS	2021-22	CAREER
Jamal Mashburn, Jr.	13	13
Jaelen House	11	11
KJ Jenkins	4	4
Javonte Johnson	2	2
Jay Allen-Tovar	2	2
Saquan Singleton	-	3
Jeremiah Francis III	-	1

ASSISTS	2021-22	CAREER
Jaelen House	20	20
Jamal Mashburn, Jr.	9	9
Saquan Singleton	4	16
Jeremiah Francis III	2	7
KJ Jenkins	1	1
Javonte Johnson	1	1
Gethro Muscadin	1	1

BLOCKS	2021-22	CAREER
Jay Allen-Tovar	13	13
Taryn Todd	8	8
Gethro Muscadin	6	6
Emmanuel Kuac	4	6
Jaelen House	3	3
Sebastian Forsling	3	3
Saquan Singleton	2	8
Javonte Johnson	2	2
Jordan Arroyo	2	2
Birima Seck	1	1
Jeremiah Francis III	1	1

REBOUNDS	2021-22	CAREER
Jay Allen-Tovar	10	10
Javonte Johnson	6	7
Jaelen House	3	3
KJ Jenkins	3	3
Birima Seck	2	2
Gethro Muscadin	2	2
Sebastian Forsling	2	2
Saquan Singleton	1	4
Emmanuel Kuac	1	3
Taryn Todd	1	1

STEALS	2021-22	CAREER
Jaelen House	16	16
Saquan Singleton	8	16
Taryn Todd	5	5
Javonte Johnson	3	3
Jamal Mashburn, Jr.	3	3
Jay Allen-Tovar	3	3
Sebastian Forsling	2	2
KJ Jenkins	2	2
Jeremiah Francis III	1	6
Emmanuel Kuac	1	4
Clay Patterson	1	1

## NEW MEXICO'S RECORD...

Home.....	10-7
Road .....	2-8
Neutral .....	0-2
Ranked Opponent (either AP or Coaches).....	1-1
Unranked Opponent.....	11-16
Leads at halftime .....	10-4
Trails at halftime .....	2-12
Tied at halftime .....	0-1
Goes into overtime.....	0-1
Leads by 10 or more points.....	10-2
Trails by 10 or more points.....	0-15
Shoots 50% or better .....	5-2
Shoots less than 50% .....	7-15
Shoots less than 45% .....	4-13
Shoots less than 40% .....	2-10
Opponent shoots 50% or better.....	0-8
Opponent shoots less than 50%.....	12-9
Opponent shoots less than 45%.....	6-4
Opponent shoots less than 40%.....	5-1
Has higher FG% than opponent .....	9-1
Has lower FG% than opponent.....	2-16
Has same FG% as opponent.....	1-0
Outrebounds its opponent .....	10-2
Outrebounded by opponent.....	2-15
Has same rebounds as opponent .....	0-0
Has more offensive rebounds than opponent.....	7-7
Has fewer offensive rebounds than opponent.....	5-8
Has same offensive rebounds as opponent .....	0-2
Has fewer turnovers than opponent.....	7-8
Has more turnovers than opponent .....	3-9
Has same turnovers as opponent.....	2-0
Has fewer than 10 turnovers .....	4-4
Opponent has fewer than 10 turnovers.....	3-2
Shoots more FTs than opponent .....	8-4
Shoots fewer FTs than opponent.....	2-12
Shoots the same FTs as opponent.....	2-1
Has game decided by 10 points or less or OT .....	5-7
Has game decided by 5 points or less or OT .....	2-4
Scores <60 points .....	0-5
Scores 60-69 points .....	2-4
Scores 70-79 points .....	2-6
Scores 80-89 points .....	5-1
Scores 90+ points .....	3-1
Allows <60 points.....	2-0
Allows 60-69 points.....	5-1
Allows 70-79 points.....	3-7
Allows 80-89 points.....	0-6
Allows 90+ points.....	2-3
Wins the tip .....	5-9
Loses the tip.....	7-8
White uniforms.....	9-7
Red uniforms .....	2-8
Turquoise uniforms .....	1-2



## KJ JENKINS

Guard | 6-2 | Atlanta, Ga.

Creekview HS | North Georgia | Kilgore College

0

**9.8 PPG | 3.1 RPG | 22.3 MPG**

### SEASON HIGHLIGHTS

- Tri-Captain
- Had 16 points and a season-high nine rebounds at San Diego State (Jan. 31)
- Scored 17 points (5-9 3FG) at No. 23 Colorado State (Jan. 19)
- Scored a career-high 26 points at UNLV (Jan. 11)
- Scored all of his 21 points in the second half vs. Denver (Dec. 9)
- Missed the Towson and at New Mexico State games due to injury
- Had 20 points and five assists vs. Western New Mexico (Nov. 22)
- Scored 17 points (4-5 3FG) vs. Montana State (Nov. 20)

### GAME-BY-GAME STATS

Opponent	MP	FG-A	3G-A	FT-A	O-D-T	PF	A	TO	BS	ST	TP
FAU	25	4-6	2-3	0-0	1-2-3	1	0	1	0	1	10
at Colorado	16	0-6	0-4	0-0	0-0-0	1	0	1	0	1	0
Grambling State	10	2-5	2-4	0-0	0-1-1	4	0	0	0	0	6
Montana State	27	4-8	4-5	5-7	2-1-3	3	3	0	0	1	17
Western NM	25	7-10	4-7	2-2	0-1-1	2	5	2	0	3	20
vs. UAB	4	0-2	0-2	0-0	0-0-0	1	0	0	0	0	0
vs. Towson					-DNP-						
at NM State					-DNP-						
NM State	22	3-8	1-5	0-0	0-2-2	3	0	1	0	0	7
Denver	25	7-14	5-11	2-2	0-1-1	3	2	0	0	0	21
UTEP	23	2-5	2-4	5-5	0-5-5	1	0	1	0	1	11
SMU	22	4-10	2-7	0-0	1-1-2	1	0	0	0	0	10
Norfolk State	12	1-10	0-8	2-2	0-2-2	1	0	0	0	1	4
at Nevada	12	2-3	1-2	0-0	0-0-0	3	0	2	0	0	5
Utah State	14	2-9	2-6	0-0	1-1-2	0	1	2	0	0	6
at UNLV	30	8-17	5-13	5-5	0-4-4	1	1	2	0	1	26
Boise State	29	5-11	4-7	1-2	0-1-1	4	2	2	0	0	15
at Colorado State	27	5-9	5-9	2-3	2-3-5	4	0	0	0	0	17
at Wyoming	26	1-7	0-5	3-3	0-3-3	1	0	0	0	1	5
Fresno State	29	3-11	2-7	0-0	2-4-6	5	0	0	0	0	8
San Jose State	31	4-12	3-9	2-2	1-6-7	3	3	0	0	0	13
at San Diego State	28	6-13	3-8	1-1	0-9-9	1	0	2	0	1	16
at Air Force*	24	2-6	1-3	0-0	0-3-3	5	1	1	0	0	5
Northern NM	15	3-11	1-6	0-0	0-2-2	4	1	0	0	1	7
Wyoming	20	1-2	1-1	0-0	4-3-7	0	0	1	0	0	3
Colorado State	27	4-9	1-4	0-0	0-3-3	1	1	0	0	1	9
at San Jose State*	26	2-8	2-4	0-0	0-5-5	0	0	1	0	0	6
at Utah State	24	5-12	2-7	0-0	0-2-2	1	2	0	0	0	12
Air Force*	27	1-4	0-3	4-4	0-6-6	4	0	0	0	0	6

\* game started

### SINGLE GAME HIGHS (NCAA)

#### POINTS

CAREER: 26 at UNLV (Jan. 11)  
SEASON: 26 at UNLV (Jan. 11)

#### REBOUNDS

CAREER: 11 at Columbus State (2/12/20)<sup>NG</sup>  
SEASON: 9 at San Diego State (1/31/22)

#### FIELD GOALS

CAREER: 8 three times  
SEASON: 8 at UNLV (Jan. 11)

#### FIELD GOAL ATTEMPTS

CAREER: 19 at Clayton State (2/29/20)<sup>NG</sup>  
SEASON: 17 at UNLV (Jan. 11)

#### 3-POINTERS

CAREER: 5 four times  
SEASON: 5 three times

#### 3-POINT ATTEMPTS

CAREER: 13 at UNLV (Jan. 11)  
SEASON: 13 at UNLV (Jan. 11)

#### FREE THROWS

CAREER: 8 at Georgia College (2/22/20)<sup>NG</sup>  
SEASON: 5 three times

#### FREE THROW ATTEMPTS

CAREER: 8 twice  
SEASON: 7 vs. Montana State (11/20/21)

#### ASSISTS

CAREER: 7 at Clayton State (2/29/20)<sup>NG</sup>  
SEASON: 5 vs. Western New Mexico (11/22/21)

#### BLOCKS

CAREER: 1 vs. Georgia Southwestern (2/5/20)<sup>NG</sup>  
SEASON: --

#### STEALS

CAREER: 3 twice  
SEASON: 3 vs. Western New Mexico (11/22/21)

#### MINUTES

CAREER: 33 at Georgia College (2/22/20)<sup>NG</sup>  
SEASON: 31 vs. San Jose State (1/28/22)

### CAREER STATISTICS

Year	G-GS	Min-Avg.	FG-FGA	Pct.	3FG-3FGA	Pct.	FT-FTA	Pct.	Off-Def.	Reb-Avg.	PF-DQ	Ast	TO	Blk	Stl	Pts-Avg
2019-20%	20-0	483-24.2	91-225	.404	46-126	.365	59-69	.855	8-73	81-4.1	41-1	43	21	1	19	287-14.4
Conf	19-0	462-24.3	87-213	.408	43-119	.361	59-69	.855	8-72	80-4.2	40-0	41	18	1	19	276-14.5
2020-21^	23-23	686-29.8	116-269	.431	85-181	.470	47-54	.870	8-85	93-4.0	29-0	62	37	0	21	364-15.8
Conf	20-20	593-29.6	98-233	.421	70-153	.458	34-38	.895	6-68	74-3.7	24-0	56	30	0	17	300-15.0
2021-22	27-3	602-22.3	88-228	.386	55-154	.357	34-38	.895	14-71	85-3.1	58-2	22	19	0	13	265-9.8
Conf	15-3	375-25.0	51-133	.383	32-88	.364	18-20	.900	10-53	63-4.2	33-2	11	13	0	4	152-10.1
NCAA Total	47-3	1085-23.1	179-453	.395	101-280	.361	93-107	.869	22-144	166-3.5	99-3	65	40	1	32	552-11.7

% at North Georgia; ^ at Kilgore



## SAQUAN SINGLETON

Guard | 6-6 | Bronx, N.Y.

Monsignor Scanlan HS | Hutchinson CC

# 1

**4.6 PPG | 2.9 RPG | 19.6 MPG**

### SEASON HIGHLIGHTS

- Tri-Captain
- Missed three games due to a toe injury before returning vs. San Jose State (Jan. 28)
- Scored 10 points vs. Utah State (Jan. 8)
- Had a season-high 14 points in first start of season at Nevada (Jan. 1)
- Had 11 points, nine rebounds and five assists vs. UTEP (Dec. 12)
- Had eight points and seven rebounds vs. New Mexico State (Dec. 6)
- Had eight points vs. UAB in season debut (Nov. 25)
- Missed the start of the season after having a heart abnormality discovered when returning from illness in October

### GAME-BY-GAME STATS

Opponent	MP	FG-A	3G-A	FT-A	O-D-T	PF	A	TO	BS	ST	TP
FAU					-DNP-						
at Colorado					-DNP-						
Grambling St					-DNP-						
Montana State					-DNP-						
Western NM					-DNP-						
vs. UAB	18	2-3	1-1	3-9	2-1-3	0	1	1	0	2	8
vs. Towson	17	0-3	0-1	0-0	1-0-1	5	1	2	0	0	0
at NM State	12	1-2	0-1	0-0	1-1-2	1	1	0	1	0	2
NM State	22	2-6	0-0	4-7	3-4-7	2	1	2	2	2	8
Denver	23	2-5	0-0	2-4	0-3-3	1	2	0	1	0	6
UTEP	28	5-7	0-0	1-4	3-6-9	2	5	1	0	0	11
SMU	11	2-2	0-0	0-0	1-1-2	4	0	1	0	1	4
Norfolk State	21	1-1	0-0	0-0	1-5-6	1	3	2	0	1	2
at Nevada*	18	6-7	1-1	1-1	1-3-4	4	3	2	0	1	14
Utah State*	34	4-6	1-2	1-1	1-3-4	2	1	2	1	3	10
at UNLV*	17	1-1	0-0	0-4	0-4-4	2	0	1	0	0	2
Boise State*	24	0-3	0-1	0-4	0-3-3	4	1	2	1	0	0
at Colorado State					-DNP-						
at Wyoming					-DNP-						
Fresno State					-DNP-						
San Jose State	3	1-1	0-0	0-0	0-0-0	0	0	0	0	0	2
at San Diego State	20	0-3	0-0	0-0	0-2-2	4	0	1	0	2	0
at Air Force	19	3-3	0-0	1-1	0-0-0	4	2	0	1	0	7
Northern NM*	17	0-2	0-1	0-0	0-2-2	1	3	2	0	1	0
Wyoming	19	2-4	0-1	1-2	0-2-2	4	0	2	0	1	5
Colorado State	19	1-2	0-0	1-2	0-1-1	2	2	1	0	0	3
at San Jose State	28	2-4	0-0	1-4	1-2-3	3	3	1	0	2	5
at Utah State*	19	2-5	0-1	0-0	1-1-2	1	0	2	0	2	4
Air Force	22	1-1	0-0	1-2	0-1-1	3	1	1	0	1	3

\* game started

### SINGLE GAME HIGHS (NCAA)

#### POINTS

CAREER: 17 at Dixie State (1/13/21)  
SEASON: 14 at Nevada (1/1/22)

#### REBOUNDS

CAREER: 10 twice  
SEASON: 9 vs. UTEP (12/12/21)

#### FIELD GOALS

CAREER: 7 vs. San Jose State (1/23/21)  
SEASON: 6 at Nevada (1/1/22)

#### FIELD GOAL ATTEMPTS

CAREER: 9 seven times  
SEASON: 7 twice

#### 3-POINTERS

CAREER: 2 vs. Wyoming (2/17/21)  
SEASON: 1 three times

#### 3-POINT ATTEMPTS

CAREER: 4 vs. Wyoming (2/17/21)  
SEASON: 2 vs. Utah State (1/8/21)

#### FREE THROWS

CAREER: 7 twice  
SEASON: 4 vs. New Mexico State (12/6/21)

#### FREE THROW ATTEMPTS

CAREER: 10 twice  
SEASON: 9 vs. UAB (11/25/21)

#### ASSISTS

CAREER: 13 at Air Force (2/22/21)  
SEASON: 5 vs. UTEP (12/12/21)

#### BLOCKS

CAREER: 3 at Colorado State (3/3/21)  
SEASON: 2 vs. New Mexico State (12/6/21)

#### STEALS

CAREER: 4 at UNLV (1/18/21)  
SEASON: 3 vs. Utah State (1/8/21)

#### MINUTES

CAREER: 36 at Dixie State (1/13/21)  
SEASON: 34 vs. Utah State (1/8/21)

### CAREER STATISTICS

Year	G-GS	Min-Avg.	FG-FGA	Pct.	3FG-3FGA	Pct.	FT-FTA	Pct.	Off-Def.	Reb-Avg.	PF-DQ	Ast	TO	Blk	Stl	Pts-Avg
2018-19 <sup>A</sup>	34-30	801-23.6	119-228	.522	1-9	.111	62-134	.463	40-156	196-5.8	101-5	96	74	20	48	301-8.9
2019-20 <sup>A</sup>	32-32	990-30.9	153-282	.543	0-1	.000	70-130	.538	65-168	233-7.3	77-3	154	100	27	47	376-11.8
JUOCO Total	66-62	1791-27.1	272-510	.533	1-10	.100	132-264	.500	105-324	429-6.5	178-8	250	174	47	95	677-10.3
2020-21	22-22	566-25.7	59-142	.415	2-12	.167	57-111	.514	32-67	99-4.5	51-2	75	51	15	20	177-8.0
Conf	17-17	436-25.6	42-111	.378	2-11	.182	43-84	.512	22-48	70-4.1	41-2	60	44	10	19	129-7.6
2021-22	21-6	412-19.6	38-71	.535	3-10	.300	17-45	.378	16-45	61-2.9	50-1	30	26	7	19	96-4.6
Conf	12-5	242-20.2	23-40	.575	2-6	.333	7-21	.333	4-22	26-2.2	33-0	13	15	3	12	55-4.6
NCAA Total	43-28	981-22.8	97-213	.455	5-22	.227	74-156	.474	48-112	160-3.7	101-3	105	77	22	39	273-6.3

<sup>A</sup> at Hutchinson CC



## SEBASTIAN FORSLING

Center | 7-0 | Floda, Sweden  
RIG Mark

# 3

1.9 PPG | 2.4 RPG | 13.8 MPG

### SEASON HIGHLIGHTS

- Had four points and a career-high 10 rebounds vs. Northern New Mexico (Feb. 11)
- Had four points and five rebounds vs. Fresno State (Jan. 25)
- Had four points and eight rebounds vs. Boise State (Jan. 15)
- Had four points and three rebounds vs. SMU (Dec. 19)
- Scored a season-high seven points vs. Denver (Dec. 9)
- Made first career start vs. Grambling State (Nov. 15)
- Scored his first collegiate points (four) at Colorado (Nov. 13)
- Played four minutes vs. FAU in collegiate debut (Nov. 10)

### GAME-BY-GAME STATS

Opponent	MP	FG-A	3G-A	FT-A	O-D-T	PF	A	TO	BS	ST	TP
FAU	4	0-0	0-0	0-0	1-0-1	2	1	1	0	0	0
at Colorado	7	2-2	0-0	0-0	0-0-0	2	0	0	0	0	4
Grambling State*	3	0-0	0-0	0-0	0-0-0	0	0	0	0	0	0
Montana State					-DNP-						
Western NM	10	1-1	0-0	0-0	0-1-1	1	0	0	0	1	2
vs. UAB					-DNP-						
vs. Towson					-DNP-						
at NM State					-DNP-						
NM State					-DNP-						
Denver	18	3-5	0-0	1-1	1-1-2	2	1	2	1	0	7
UTEP	2	0-0	0-0	0-0	0-0-0	0	0	0	0	0	0
SMU*	14	2-4	0-1	0-1	2-1-3	1	0	0	0	1	4
Norfolk State*	17	0-1	0-0	1-2	2-0-2	2	0	0	1	0	1
at Nevada*	16	0-3	0-0	1-2	2-1-3	2	1	1	0	0	1
Utah State	18	0-1	0-1	2-4	1-0-1	1	0	3	0	0	2
at UNLV*	24	0-2	0-0	0-0	0-2-2	3	0	5	0	0	0
Boise State*	16	2-3	0-1	0-0	3-5-8	4	0	0	1	0	4
at Colorado State*	26	0-1	0-1	0-0	0-2-2	4	1	0	0	0	0
at Wyoming*	12	1-3	0-1	0-0	1-1-2	3	0	0	0	1	2
Fresno State*	21	2-4	0-1	0-0	4-1-5	4	1	1	0	1	4
San Jose State*	14	1-3	0-0	0-0	1-0-1	2	1	0	0	0	2
at San Diego State*	21	1-3	0-0	0-0	1-5-6	2	1	3	0	0	2
at Air Force	2	0-0	0-0	1-2	0-0-0	1	0	0	1	0	1
Northern NM	17	2-4	0-0	0-0	6-4-10	1	2	0	0	1	4
Wyoming*	17	0-0	0-0	0-0	0-2-2	5	0	0	3	0	0
Colorado State*	14	1-1	0-0	0-0	2-1-3	3	0	1	0	0	2
at San Jose State	15	1-1	0-0	0-0	1-1-2	1	0	0	1	0	2
at Utah State	16	0-0	0-0	0-2	0-0-0	3	2	1	1	0	0
Air Force	5	1-1	0-0	0-0	2-0-2	1	0	0	0	0	2

\* game started

### SINGLE GAME HIGHS

#### POINTS

CAREER: 7 vs. Denver (12/9/21)  
SEASON: 7 vs. Denver (12/9/21)

#### REBOUNDS

CAREER: 10 vs. Northern New Mexico (2/11/22)  
SEASON: 10 vs. Northern New Mexico (2/11/22)

#### FIELD GOALS

CAREER: 3 vs. Denver (12/9/21)  
SEASON: 3 vs. Denver (12/9/21)

#### FIELD GOAL ATTEMPTS

CAREER: 5 vs. Denver (12/9/21)  
SEASON: 5 vs. Denver (12/9/21)

#### 3-POINTERS

CAREER: --  
SEASON: --

#### 3-POINT ATTEMPTS

CAREER: 1 six times  
SEASON: 1 six times

#### FREE THROWS

CAREER: 2 vs. Utah State (1/8/21)  
SEASON: 2 vs. Utah State (1/8/21)

#### FREE THROW ATTEMPTS

CAREER: 4 vs. Utah State (1/8/21)  
SEASON: 4 vs. Utah State (1/8/21)

#### ASSISTS

CAREER: 2 twice  
SEASON: 2 twice

#### BLOCKS

CAREER: 3 vs. Wyoming (2/15/22)  
SEASON: 3 vs. Wyoming (2/15/22)

#### STEALS

CAREER: 1 five times  
SEASON: 1 five times

#### MINUTES

CAREER: 26 at Colorado State (1/19/22)  
SEASON: 26 at Colorado State (1/19/22)

### CAREER STATISTICS

Year	G-GS	Min-Avg.	FG-FGA	Pct.	3FG-3FGA	Pct.	FT-FTA	Pct.	Off-Def.	Reb-Avg.	PF-DQ	Ast	TO	Blk	Stl	Pts-Avg
2021-22	24-13	331-13.8	20-43	.465	0-6	.000	6-14	.429	30-28	58-2.4	50-1	11	18	9	5	46-1.9
Conf	15-10	238-15.8	10-26	.385	0-5	.000	4-10	.400	18-21	39-2.6	39-1	7	15	7	2	24-1.6





## EMMANUEL KUAC

Guard | 6-7 | Calgary, Alb.  
Kearns HS

# 4

**4.2 PPG | 4.3 RPG | 17.8 MPG**

### SEASON HIGHLIGHTS

- Will miss the rest of the season after suffering lower leg fractures in the Utah State game (Jan. 8)
- Missed nine of the first 11 games this season due to injury
- Had five points vs. Utah State in his first start of the season (Jan. 8)
- Set career highs with 11 points, nine rebounds, three blocks and two assists vs. Norfolk State (Dec. 21)
- Had six points, three rebounds and two blocks at New Mexico State (Nov. 30)
- Made season debut vs. Towson (Nov. 26)
- Had eight points and six rebounds in the exhibition vs. New Mexico Highlands (Nov. 5)

### GAME-BY-GAME STATS

Opponent	MP	FG-A	3G-A	FT-A	O-D-T	PF	A	TO	BS	ST	TP
FAU					-DNP-						
at Colorado					-DNP-						
Grambling State					-DNP-						
Montana State					-DNP-						
Western NM					-DNP-						
vs. UAB					-DNP-						
vs. Towson	4	0-0	0-0	0-0	1-0-1	0	0	0	0	0	0
at NM State	23	2-2	0-0	2-4	0-3-3	3	0	2	2	0	6
NM State					-DNP-						
Denver					-DNP-						
UTEP					-DNP-						
SMU	18	0-2	0-1	0-0	1-2-3	4	1	0	1	1	0
Norfolk State	23	5-7	0-1	1-2	3-6-9	2	2	0	3	0	11
at Nevada	23	1-5	1-3	0-0	1-8-9	3	0	1	2	1	3
Utah State*	15	2-4	1-2	0-0	0-1-1	4	0	3	1	0	5
at UNLV					-DNP-						
Boise State					-DNP-						
at Colorado State					-DNP-						
at Wyoming					-DNP-						
Fresno State					-DNP-						
San Jose State					-DNP-						
at San Diego State					-DNP-						
at Air Force					-DNP-						
Northern NM					-DNP-						
Wyoming					-DNP-						
Colorado State					-DNP-						
at San Jose State					-DNP-						
at Utah State					-DNP-						
Air Force					-DNP-						

\* game started

### SINGLE GAME HIGHS

#### POINTS

CAREER: 11 vs. Norfolk State (12/21/21)  
SEASON: 11 vs. Norfolk State (12/21/21)

#### REBOUNDS

CAREER: 9 twice  
SEASON: 9 twice

#### FIELD GOALS

CAREER: 5 vs. Norfolk State (12/21/21)  
SEASON: 5 vs. Norfolk State (12/21/21)

#### FIELD GOAL ATTEMPTS

CAREER: 8 at Air Force (2/24/21)  
SEASON: 7 vs. Norfolk State (12/21/21)

#### 3-POINTERS

CAREER: 3 vs. Our Lady of the Lake (12/15/20)  
SEASON: 1 twice

#### 3-POINT ATTEMPTS

CAREER: 7 at Air Force (2/24/21)  
SEASON: 3 at Nevada (1/1/22)

#### FREE THROWS

CAREER: 3 vs. Wyoming (2/17/21)  
SEASON: 2 at New Mexico State (11/30/21)

#### FREE THROW ATTEMPTS

CAREER: 4 three times  
SEASON: 4 at New Mexico State (11/30/21)

#### ASSISTS

CAREER: 2 five times  
SEASON: 2 vs. Norfolk State (12/21/21)

#### BLOCKS

CAREER: 3 twice  
SEASON: 3 vs. Norfolk State (12/21/21)

#### STEALS

CAREER: 3 vs. Wyoming (2/19/21)  
SEASON: 1 twice

#### MINUTES

CAREER: 25 vs. San Jose State (1/21/21)  
SEASON: 23 three times

### CAREER STATISTICS

Year	G-GS	Min-Avg.	FG-FGA	Pct.	3FG-3FGA	Pct.	FT-FTA	Pct.	Off-Def.	Reb-Avg.	PF-DQ	Ast	TO	Blk	Stl	Pts-Avg
2019-20	19-0	118-6.2	12-23	.522	3-9	.333	1-6	.167	8-17	25-1.3	17-0	5	4	4	3	28-1.5
Conf	10-2	111-11.1	7-33	.212	1-11	.091	4-6	.667	1-12	13-1.3	10-0	10	12	0	4	19-1.9
2020-21	21-5	350-16.7	26-84	.310	14-54	.259	6-11	.545	16-52	68-3.2	46-1	11	24	8	12	72-3.4
Conf	17-3	275-16.2	16-62	.258	10-43	.233	5-8	.625	12-39	51-3.0	36-0	6	17	6	10	47-2.8
2021-22	6-1	107-17.8	10-20	.500	2-7	.286	3-6	.500	6-20	26-4.3	16-0	3	6	9	2	25-4.2
Conf	2-1	38-19.0	3-9	.333	2-5	.400	0-0	.000	1-9	10-5.0	7-0	0	4	3	1	8-4.0
CAREER	46-6	570-12.4	48-127	.378	19-70	.271	10-23	.435	30-89	119-2.6	79-1	19	34	21	17	125-2.7



## JAMAL MASHBURN, Jr.

Guard | 6-2 | Miami, Fla.  
Brewster Academy | Minnesota

# 5

**17.9 PPG | 2.8 RPG | 33.9 MPG**

### SEASON HIGHLIGHTS

- Tri-Captain
- Had 24 points vs. Air Force (Feb. 26)
- Had 23 points (9-12 FG) and a career-high six rebounds vs. San Jose State (Jan. 28)
- Set career highs of 29 points and eight assists vs. Utah State (Jan. 8)
- Had 25 points vs. SMU (Dec. 19)
- Had 26 points vs. New Mexico State (Dec. 6)
- Had 26 points vs. Towson (Nov. 26)
- Scored 26 points vs. UAB (Nov. 25)

### GAME-BY-GAME STATS

Opponent	MP	FG-A	3G-A	FT-A	O-D-T	PF	A	TO	BS	ST	TP
FAU*	34	6-16	2-5	0-0	0-2-2	1	3	0	0	1	14
at Colorado*	35	8-16	1-6	3-4	1-4-5	1	1	4	0	0	20
Grambling State*	34	7-14	2-5	2-2	1-4-5	4	2	3	1	0	18
Montana State*	37	8-13	1-2	4-7	0-1-1	1	4	1	0	2	21
Western NM*	26	7-11	0-1	5-7	0-4-4	1	1	3	1	0	19
vs. UAB*	36	9-15	2-7	6-6	0-2-2	1	3	5	0	1	26
vs. Towson*	39	9-18	4-8	4-4	0-3-3	0	1	1	0	1	26
at NM State*	28	6-13	2-4	5-6	0-1-1	2	3	1	0	0	19
NM State*	42	10-17	3-3	3-3	1-2-3	2	3	0	0	0	26
Denver*	21	2-11	0-4	6-8	1-2-3	1	2	2	0	0	10
UTEP*	30	1-12	0-5	0-1	0-1-1	3	1	4	1	0	2
SMU*	36	9-21	1-5	6-8	1-1-2	2	3	4	0	0	25
Norfolk State*	30	5-19	3-11	0-0	0-5-5	0	0	2	0	1	13
at Nevada*	34	6-17	3-8	2-3	0-3-3	1	1	2	0	1	17
Utah State*	38	8-16	4-6	9-12	0-2-2	3	8	3	0	0	29
at UNLV*	30	3-11	1-6	4-4	0-2-2	3	2	2	0	0	11
Boise State*	35	4-12	2-3	0-0	0-0-0	5	0	2	0	0	10
at Colorado State*	36	6-18	1-8	0-0	0-4-4	1	0	1	0	1	13
at Wyoming*	36	10-17	2-3	0-0	0-3-3	4	4	3	0	4	22
Fresno State*	38	4-12	0-2	7-9	0-1-1	2	1	2	0	0	15
San Jose State*	38	9-12	3-5	2-2	0-6-6	1	1	1	0	1	23
at San Diego State*	27	3-11	1-5	3-4	0-2-2	2	3	4	0	1	10
at Air Force*	39	7-14	1-1	5-7	1-3-4	3	1	1	0	0	20
Northern NM*	25	8-13	2-4	3-3	0-0-0	1	2	2	0	1	21
Wyoming*	38	7-13	1-2	3-4	0-2-2	1	2	3	0	0	18
Colorado State*	37	5-16	1-5	6-8	0-6-6	0	4	1	0	1	17
at San Jose State*	36	6-14	0-1	5-8	0-3-3	3	2	1	0	1	17
at Utah State*	28	5-15	1-3	2-4	0-2-2	0	3	0	0	0	13
Air Force*	37	7-20	0-4	10-12	1-3-4	2	2	2	1	0	24

\* game started

### SINGLE GAME HIGHS

#### POINTS

CAREER: 29 vs. Utah State (1/8/21)  
SEASON: 29 vs. Utah State (1/8/21)

#### REBOUNDS

CAREER: 6 four times  
SEASON: 6 twice

#### FIELD GOALS

CAREER: 10 twice  
SEASON: 10 twice

#### FIELD GOAL ATTEMPTS

CAREER: 22 vs. Ohio State (3/11/21) <sup>UM</sup>  
SEASON: 21 vs. SMU (12/19/21)

#### 3-POINTERS

CAREER: 4 twice  
SEASON: 4 twice

#### 3-POINT ATTEMPTS

CAREER: 11 vs. Norfolk State (12/21/21)  
SEASON: 11 vs. Norfolk State (12/21/21)

#### FREE THROWS

CAREER: 10 vs. Air Force (2/26/22)  
SEASON: 10 vs. Air Force (2/26/22)

#### FREE THROW ATTEMPTS

CAREER: 12 twice  
SEASON: 12 twice

#### ASSISTS

CAREER: 8 vs. Utah State (1/8/22)  
SEASON: 8 vs. Utah State (1/8/22)

#### BLOCKS

CAREER: 1 seven times  
SEASON: 1 four times

#### STEALS

CAREER: 4 at Wyoming (1/22/22)  
SEASON: 4 at Wyoming (1/22/22)

#### MINUTES

CAREER: 42 vs. New Mexico State (12/6/21)  
SEASON: 42 vs. New Mexico State (12/6/21)

### CAREER STATISTICS

Year	G-GS	Min-Avg.	FG-FGA	Pct.	3FG-3FGA	Pct.	FT-FTA	Pct.	Off-Def.	Reb-Avg.	PF-DQ	Ast	TO	Blk	Stl	Pts-Avg
2020-21 <sup>^</sup>	29-8	641-22.1	85-243	.350	24-87	.276	43-54	.796	7-38	45-1.6	42-0	45	30	3	12	237-8.2
Conf	20-6	489-24.5	62-182	.341	9-67	.284	33-40	.825	4-35	39-2.0	33-0	29	24	2	8	176-8.8
2021-22	29-29	982-33.9	185-427	.433	44-132	.333	105-136	.772	7-74	81-2.8	51-1	63	60	4	17	519-17.9
Conf	15-15	528-35.2	90-218	.413	21-62	.339	58-79	.753	2-42	44-2.9	31-1	34	28	1	10	259-17.3
CAREER	58-37	1622-28.0	270-670	.403	68-219	.311	148-190	.779	14-112	126-2.2	93-1	108	90	7	29	756-13.0

<sup>^</sup> at Minnesota



## JAELEN HOUSE

Guard | 6-0 | Phoenix, Ariz.

Shadow Mountain HS | Arizona State

# 10

**16.5 PPG | 4.4 APG | 32.0 MPG**

### SEASON HIGHLIGHTS

- Had 34 points and six assists vs. No. 22 Wyoming (Feb. 15)
- Set career highs of 42 points (15-22 FG) and eight rebounds at Air Force (Feb. 5)
- First career double-double with 18 points and a career-high 13 assists vs. San Jose State (Jan. 28)
- Had 21 points and seven assists vs. Boise State (Jan. 15)
- Scored a career-high 31 points at New Mexico State (Nov. 30)
- Had 18 points, seven assists and a career-high eight steals vs. Grambling State (Nov. 15)
- Had a team-high 22 points at Colorado (Nov. 13)
- Had 30 points in the season-opener vs. FAU (Nov. 10), the 2nd-most points by a Lobo in their UNM debut

### GAME-BY-GAME STATS

Opponent	MP	FG-A	3G-A	FT-A	O-D-T	PF	A	TO	BS	ST	TP
FAU*	37	10-19	3-5	7-10	0-3-3	3	6	3	0	2	30
at Colorado*	31	7-15	3-7	5-5	0-1-1	5	4	1	0	2	22
Grambling State*	38	7-16	1-8	3-5	0-2-2	3	7	5	1	8	18
Montana State*	18	3-7	0-2	2-2	0-2-2	4	1	4	0	1	8
Western NM					-DNP-						
vs. UAB*	36	4-15	2-6	2-3	1-4-5	3	5	7	0	0	12
vs. Towson*	36	2-8	2-6	2-2	1-3-4	3	4	0	0	1	8
at NM State*	36	9-19	3-6	10-11	0-4-4	3	5	1	0	0	31
NM State*	38	7-17	2-6	5-5	0-2-2	1	2	4	1	1	21
Denver*	21	3-10	0-3	3-3	0-2-2	1	2	0	0	3	9
UTEP*	22	2-7	1-2	3-3	0-2-2	4	4	4	0	3	8
SMU*	38	4-16	1-9	7-8	0-3-3	3	7	2	1	1	16
Norfolk State*	27	4-8	2-5	6-8	0-3-3	3	6	1	0	4	16
at Nevada*	32	4-16	1-5	9-10	0-1-1	2	6	3	0	3	18
Utah State*	39	3-14	2-7	0-0	0-6-6	5	6	1	0	1	8
at UNLV*	23	4-10	0-4	0-1	2-5-7	4	3	4	0	2	8
Boise State*	32	8-13	1-3	4-7	0-3-3	4	7	4	1	2	21
at Colorado State*	36	8-14	2-6	0-0	0-4-4	2	7	6	0	3	18
at Wyoming*	30	7-14	0-2	4-4	0-1-1	4	4	2	2	1	18
Fresno State*	36	6-12	1-4	6-6	1-4-5	0	5	5	1	2	19
San Jose State*	38	5-10	2-4	6-6	2-5-7	1	13	3	0	1	18
at San Diego State*	19	1-4	1-3	0-0	0-2-2	3	0	5	0	1	3
at Air Force*	40	15-22	4-7	8-9	1-7-8	2	2	6	0	4	42
Northern NM*	20	3-8	2-3	2-2	1-2-3	0	5	3	0	1	10
Wyoming*	37	12-23	4-8	6-6	1-3-4	4	6	7	1	2	34
Colorado State*	39	3-11	1-5	6-6	1-1-2	3	2	5	0	6	13
at San Jose State*	35	3-15	2-7	6-6	1-3-4	2	1	4	1	2	14
at Utah State*	26	1-8	0-1	0-0	0-4-4	2	1	2	0	1	2
Air Force*	37	4-8	1-3	7-7	1-3-4	4	2	2	0	2	16

\* game started

### SINGLE GAME HIGHS

#### POINTS

CAREER: 42 at Air Force (2/5/22)  
SEASON: 42 at Air Force (2/5/22)

#### REBOUNDS

CAREER: 8 at Air Force (2/5/22)  
SEASON: 8 at Air Force (2/5/22)

#### FIELD GOALS

CAREER: 15 at Air Force (2/5/22)  
SEASON: 15 at Air Force (2/5/22)

#### FIELD GOAL ATTEMPTS

CAREER: 23 vs. Wyoming (2/15/22)  
SEASON: 23 vs. Wyoming (2/15/22)

#### 3-POINTERS

CAREER: 5 vs. Texas Southern (12/28/19)<sup>ASU</sup>  
SEASON: 4 twice

#### 3-POINT ATTEMPTS

CAREER: 9 vs. SMU (12/19/21)  
SEASON: 9 vs. SMU (12/19/21)

#### FREE THROWS

CAREER: 10 at New Mexico State (11/30/21)  
SEASON: 10 at New Mexico State (11/30/21)

#### FREE THROW ATTEMPTS

CAREER: 11 at New Mexico State (11/30/21)  
SEASON: 11 at New Mexico State (11/30/21)

#### ASSISTS

CAREER: 13 vs. San Jose State (1/28/22)  
SEASON: 13 vs. San Jose State (1/28/22)

#### BLOCKS

CAREER: 2 at Wyoming (1/22/22)  
SEASON: 2 at Wyoming (1/22/22)

#### STEALS

CAREER: 8 vs. Grambling State (11/15/21)  
SEASON: 8 vs. Grambling State (11/15/21)

#### MINUTES

CAREER: 40 at Air Force (2/5/22)  
SEASON: 40 at Air Force (2/5/22)

### CAREER STATISTICS

Year	G-GS	Min-Avg.	FG-FGA	Pct.	3FG-3FGA	Pct.	FT-FTA	Pct.	Off-Def.	Reb-Avg.	PF-DQ	Ast	TO	Blk	Stl	Pts-Avg
2019-20 ^	30-0	481-16.0	34-123	.276	16-60	.267	33-43	.767	11-46	57-1.9	52-0	35	25	2	38	117-3.9
Conf	18-0	238-13.2	7-50	.140	4-25	.160	13-20	.650	4-17	21-1.2	28-0	11	9	1	16	31-1.7
2020-21 ^	21-0	393-18.7	40-103	.388	23-59	.390	9-13	.692	4-38	42-2.0	33-0	31	26	0	34	112-5.3
Conf	14-0	275-19.6	30-72	.417	17-42	.405	5-9	.556	2-25	27-1.9	23-0	18	17	0	20	82-5.9
2021-22	28-28	897-32.0	149-359	.415	44-137	.321	119-135	.881	13-85	98-3.5	78-2	123	94	9	60	461-16.5
Conf	15-15	499-33.3	84-194	.433	22-69	.319	62-68	.912	10-52	62-4.1	42-1	65	59	6	33	252-16.8
CAREER	79-27	1767-22.4	223-585	.381	83-256	.324	161-191	.843	28-169	197-2.5	163-2	189	145	11	132	690-8.7

^ at Arizona State



## JAVONTÈ JOHNSON

Guard | 6-6 | Colorado Springs, Colo.  
Cheyenne Mountain HS

# 13

**7.6 PPG | 4.4 RPG | 27.9 MPG**

### SEASON HIGHLIGHTS

- Scored 10 points vs. Air Force (Feb. 26)
- Had 11 points (4-4 FG) at Wyoming (Jan. 22)
- Had 18 points (7-8 FG, 4-5 3FG) at No. 23 Colorado State (Jan. 19)
- Had 23 points (7-9 3FGs) for first career 20-point game vs. Utah State (Jan. 8)
- Had 16 points and nine rebounds vs. UTEP (Dec. 12)
- Had 12 points (2-3 3FG, 6-6 FT) in a career-high 37 minutes at New Mexico State (Nov. 30)
- Had 13 points (5-6 FG, 3-3 3FG) vs. UAB (Nov. 25)
- Set career highs of 16 points and 10 rebounds for first career double-double vs. Grambling St. (Nov. 15)

### GAME-BY-GAME STATS

Opponent	MP	FG-A	3G-A	FT-A	O-D-T	PF	A	TO	BS	ST	TP
FAU	17	2-2	1-1	2-4	0-2-2	3	0	1	0	0	7
at Colorado	23	3-5	2-3	2-2	0-3-3	3	0	1	0	1	10
Grambling State	29	5-6	3-4	3-4	1-9-10	0	1	2	0	0	16
Montana State*	34	3-9	2-6	0-1	2-5-7	0	0	0	0	0	8
Western NM*	21	3-7	2-4	2-2	0-6-6	1	1	0	0	2	10
vs. UAB*	33	5-6	3-3	0-0	0-2-2	4	1	2	0	0	13
vs. Towson*	26	1-9	0-5	2-4	3-5-8	1	1	2	0	0	4
at NM State*	37	2-6	2-3	6-6	2-3-5	3	2	0	0	1	12
NM State*	39	1-5	0-1	1-3	4-4-8	1	2	1	0	1	3
Denver*	21	1-3	1-3	2-2	0-5-5	1	1	0	1	0	5
UTEP*	31	6-11	1-2	3-3	3-6-9	1	0	0	0	0	16
SMU*	30	1-5	1-2	1-1	2-2-4	1	0	0	0	0	4
Norfolk State*	24	2-5	2-4	0-1	1-3-4	1	0	0	0	0	6
at Nevada*	18	0-2	0-2	0-0	0-3-3	4	0	1	0	2	0
Utah State*	37	8-12	7-9	0-0	2-4-6	2	1	2	0	0	23
at UNLV*	31	2-6	1-4	2-3	0-3-3	1	1	0	0	0	7
Boise State*	28	0-0	0-0	0-1	0-4-4	3	0	0	1	1	0
at Colorado State*	30	7-8	4-5	0-1	0-2-2	5	0	0	1	0	18
at Wyoming*	32	4-4	2-2	1-2	0-1-1	5	2	0	0	0	11
Fresno State*	24	2-9	0-6	0-0	1-0-1	1	0	1	0	0	4
San Jose State*	35	4-8	0-2	2-2	1-7-8	2	3	2	1	2	10
at San Diego State*	19	1-4	1-2	0-0	0-2-2	1	1	0	0	0	3
at Air Force*	31	2-6	2-5	0-0	0-3-3	4	1	1	1	0	6
Northern NM*	21	2-4	1-3	0-0	1-3-4	0	2	1	0	1	5
Wyoming*	30	0-0	0-0	0-0	0-4-4	1	0	0	0	3	0
Colorado State*	30	3-6	1-4	0-0	0-2-2	4	1	0	3	1	7
at San Jose State*	26	0-2	0-0	0-0	1-2-3	2	0	0	0	0	0
at Utah State*	20	1-3	1-1	0-0	2-3-5	0	1	0	0	0	3
Air Force*	33	4-10	1-4	1-1	1-2-3	1	2	0	1	1	10

\* game started

### SINGLE GAME HIGHS

#### POINTS

CAREER: 23 vs. Utah State (1/8/21)  
SEASON: 23 vs. Utah State (1/8/21)

#### REBOUNDS

CAREER: 10 vs. Grambling State (11/15/21)  
SEASON: 10 vs. Grambling State (11/15/21)

#### FIELD GOALS

CAREER: 8 vs. Utah State (1/8/21)  
SEASON: 8 vs. Utah State (1/8/21)

#### FIELD GOAL ATTEMPTS

CAREER: 12 vs. Utah State (1/8/21)  
SEASON: 12 vs. Utah State (1/8/21)

#### 3-POINTERS

CAREER: 7 vs. Utah State (1/8/21)  
SEASON: 7 vs. Utah State (1/8/21)

#### 3-POINT ATTEMPTS

CAREER: 9 vs. Utah State (1/8/21)  
SEASON: 9 vs. Utah State (1/8/21)

#### FREE THROWS

CAREER: 6 at New Mexico State (11/30/21)  
SEASON: 6 at New Mexico State (11/30/21)

#### FREE THROW ATTEMPTS

CAREER: 6 twice  
SEASON: 6 at New Mexico State (11/30/21)

#### ASSISTS

CAREER: 3 vs. San Jose State (1/28/22)  
SEASON: 3 vs. San Jose State (1/28/22)

#### BLOCKS

CAREER: 3 vs. Colorado State (2/17/22)  
SEASON: 3 vs. Colorado State (2/17/22)

#### STEALS

CAREER: 3 vs. Wyoming (2/15/22)  
SEASON: 3 vs. Wyoming (2/15/22)


#### MINUTES

CAREER: 39 vs. New Mexico State (12/6/21)  
SEASON: 39 vs. New Mexico State (12/6/21)

### CAREER STATISTICS

Year	G-GS	Min-Avg.	FG-FGA	Pct.	3FG-3FGA	Pct.	FT-FTA	Pct.	Off-Def.	Reb-Avg.	PF-DQ	Ast	TO	Blk	Stl	Pts-Avg
2020-21	22-3	276-12.5	21-73	.288	6-34	.176	16-22	.727	14-21	35-1.6	21-0	7	4	2	7	64-2.9
Conf	17-2	197-11.6	12-50	.240	4-26	.154	10-13	.769	9-13	22-1.3	19-0	4	4	2	4	38-2.2
2021-22	29-26	810-27.9	75-163	.460	41-90	.456	30-43	.698	27-100	127-4.4	56-2	24	17	9	16	221-7.6
Conf	15-15	424-28.3	38-80	.475	20-46	.435	6-10	.600	8-42	50-3.3	36-2	13	7	8	10	102-6.8
CAREER	51-29	1085-21.3	96-236	.407	47-124	.379	46-65	.708	41-121	162-3.2	77-2	31	21	11	23	285-5.6





## JAY ALLEN-TOVAR

Forward | 6-9 | San Jose, Calif.  
Valley Christian HS | Salt Lake CC

# 21

**8.6 PPG | 5.2 RPG | 24.2 MPG**

### SEASON HIGHLIGHTS

- Had 17 points (7-9 FG, 3-4 3FG) and seven rebounds vs. Colorado State (Feb. 17)
- Had 15 points and eight rebounds vs. No. 22 Wyoming (Feb. 15)
- Had 10 points (4-5 FG), nine rebounds and a career-high four blocks at Air Force (Feb. 5)
- Had 18 points (8-12 FG) vs. San Jose State (Jan. 28)
- Scored a career-high 25 points (10-14 FG) and had six rebounds at Wyoming (Jan. 22)
- Had 15 points and 11 rebounds for first career double-double at New Mexico State (Nov. 30)
- Scored 14 points vs. Western New Mexico (Nov. 22)
- Had 18 points, eight rebounds and three blocks in the season-opener vs. FAU (Nov. 10)

### GAME-BY-GAME STATS

Opponent	MP	FG-A	3G-A	FT-A	O-D-T	PF	A	TO	BS	ST	TP
FAU*	33	7-14	3-8	1-1	3-5-8	1	0	2	3	0	18
at Colorado*	20	1-5	0-3	1-2	1-1-2	2	1	1	1	0	3
Grambling State	13	0-2	0-2	0-0	0-2-2	2	1	0	1	2	0
Montana State	9	0-1	0-1	2-2	1-0-1	1	0	0	1	0	2
Western NM	20	5-8	2-3	2-4	1-3-4	1	0	1	3	1	14
vs. UAB	14	1-1	0-0	0-0	0-1-1	0	0	1	0	0	2
vs. Towson	30	2-6	0-0	0-0	1-2-3	2	0	2	1	1	4
at NM State	31	5-11	1-5	4-4	2-9-11	3	1	2	0	1	15
NM State	23	3-10	0-6	0-1	0-4-4	1	0	0	2	0	6
Denver	17	2-2	0-0	5-5	2-8-10	0	0	2	3	0	9
UTEP	21	2-7	0-3	1-2	2-3-5	3	1	1	2	0	5
SMU	10	1-2	0-0	1-2	0-1-1	0	0	0	1	0	3
Norfolk State	16	2-8	0-2	2-2	4-6-10	0	1	1	3	0	6
at Nevada	22	2-6	1-4	0-1	5-3-8	0	2	1	0	0	5
Utah State	20	1-2	0-1	0-0	0-3-3	1	1	0	1	0	2
at UNLV	10	1-4	0-1	0-0	0-3-3	1	0	0	0	0	2
Boise State	30	4-6	3-4	0-0	0-4-4	2	0	2	3	0	11
at Colorado State*	28	2-5	1-2	0-0	0-3-3	3	1	0	0	1	5
at Wyoming*	38	10-14	4-7	1-2	0-6-6	2	0	1	1	1	25
Fresno State*	32	3-6	2-4	2-2	1-6-7	3	0	0	1	0	10
San Jose State*	34	8-12	2-2	0-2	1-3-4	3	0	3	2	0	18
at San Diego State*	26	1-6	1-3	0-0	0-3-3	0	1	1	1	0	3
at Air Force*	35	4-5	0-0	2-2	1-8-9	3	1	2	4	1	10
Northern NM*	18	5-9	0-1	0-0	0-3-3	1	0	1	1	1	10
Wyoming*	34	5-9	2-5	3-5	2-6-8	3	1	2	2	1	15
Colorado State*	34	7-9	3-4	0-0	1-6-7	1	0	3	2	0	17
at San Jose State*	28	5-11	0-2	1-2	2-2-4	2	0	2	0	2	11
at Utah State*	25	5-8	1-2	0-2	2-4-6	1	0	1	1	1	11
Air Force*	31	3-9	0-2	1-2	5-7-12	1	0	2	3	0	7

\* game started

### SINGLE GAME HIGHS (NCAA)

#### POINTS

CAREER: 25 at Wyoming (1/22/22)  
SEASON: 25 at Wyoming (1/22/22)

#### REBOUNDS

CAREER: 12 vs. Air Force (2/26/22)  
SEASON: 12 vs. Air Force (2/26/22)

#### FIELD GOALS

CAREER: 10 at Wyoming (1/22/22)  
SEASON: 10 at Wyoming (1/22/22)

#### FIELD GOAL ATTEMPTS

CAREER: 14 twice  
SEASON: 14 twice

#### 3-POINTERS

CAREER: 4 at Wyoming (1/22/22)  
SEASON: 4 at Wyoming (1/22/22)

#### 3-POINT ATTEMPTS

CAREER: 8 vs. FAU (11/10/21)  
SEASON: 8 vs. FAU (11/10/21)

#### FREE THROWS

CAREER: 5 vs. Denver (12/9/21)  
SEASON: 5 vs. Denver (12/9/21)

#### FREE THROW ATTEMPTS

CAREER: 5 twice  
SEASON: 5 twice

#### ASSISTS

CAREER: 2 at Nevada (1/1/22)  
SEASON: 2 at Nevada (1/1/22)

#### BLOCKS

CAREER: 4 at Air Force (2/5/22)  
SEASON: 4 at Air Force (2/5/22)

#### STEALS

CAREER: 2 twice  
SEASON: 2 twice

#### MINUTES

CAREER: 38 at Wyoming (1/22/22)  
SEASON: 38 at Wyoming (1/22/22)

### CAREER STATISTICS

Year	G-GS	Min-Avg.	FG-FGA	Pct.	3FG-3FGA	Pct.	FT-FTA	Pct.	Off-Def.	Reb-Avg.	PF-DQ	Ast	TO	Blk	Stl	Pts-Avg
2019-20 <sup>^</sup>	31-1	378-12.2	61-113	.540	11-37	.297	32-44	.727	18-65	83-2.7	28-0	19	23	20	6	165-5.3
2020-21 <sup>^</sup>	24-17	530-22.1	99-163	.607	12-47	.255	45-65	.692	44-112	156-6.5	31-0	25	23	30	16	255-10.6
JUOCO Total	55-18	908-16.5	160-276	.580	23-84	.274	77-109	.706	62-177	239-4.3	59-0	44	56	50	22	420-7.6
2021-22	29-14	702-24.2	97-198	.490	26-77	.338	29-45	.644	37-115	152-5.2	43-0	12	34	43	13	249-8.6
Conf	15-11	426-28.4	61-112	.545	20-43	.465	10-20	.500	20-67	87-5.8	26-0	7	20	21	7	152-10.1

<sup>^</sup> at Salt Lake CC



## TARYN TODD

Guard | 6-5 | Vaughan, Ont.  
Findlay Prep | TCU

# 24

**4.7 PPG | 2.4 RPG | 16.4 MPG**

### SEASON HIGHLIGHTS

- Had seven points and five rebounds at Utah State (Feb. 22)
- Scored eight points at San Diego State (Jan. 31)
- Had eight points and two assists at Wyoming (Jan. 22)
- Scored eight points (8-10 FT) at New Mexico State (Nov. 30)
- Had 14 points vs. Towson (Nov. 26)
- Set career highs of 16 points and four blocks vs. Grambling State (Nov. 15)
- Set career highs of 12 points and seven steals at Colorado (Nov. 13)
- Scored two points in the season opener vs. FAU (Nov. 10)

### GAME-BY-GAME STATS

Opponent	MP	FG-A	3G-A	FT-A	O-D-T	PF	A	TO	BS	ST	TP
FAU*	18	0-1	0-0	2-2	0-1-1	1	2	0	0	0	2
at Colorado*	20	4-6	0-0	4-5	0-0-0	5	0	0	0	7	12
Grambling State*	33	6-12	2-4	2-2	1-2-3	1	1	1	4	1	16
Montana State*	35	1-4	0-1	5-6	1-4-5	3	2	3	1	1	7
Western NM*	18	1-1	0-0	0-0	0-2-2	4	1	4	0	1	2
vs. UAB*	26	2-4	0-0	2-2	2-2-4	4	2	2	1	1	6
vs. Towson*	31	5-12	2-5	2-3	3-1-4	3	1	1	2	1	14
at NM State*	17	0-3	0-1	8-10	2-2-4	3	3	0	0	2	8
NM State*	13	0-2	0-1	0-2	0-3-3	1	0	0	0	0	0
Denver*	22	3-5	0-0	0-0	2-2-4	3	1	0	1	0	6
UTEP*	16	1-3	0-1	0-0	0-1-1	5	1	1	0	1	2
SMU*	14	1-2	0-0	0-0	2-3-5	0	1	0	0	0	2
Norfolk State*	17	3-6	0-2	0-0	1-2-3	1	0	0	1	0	6
at Nevada	20	1-4	0-0	2-4	2-2-4	3	0	1	0	0	4
Utah State	10	1-1	0-0	0-0	2-2-4	1	1	0	0	1	2
at UNLV	14	0-3	0-2	0-0	0-1-1	1	0	1	1	0	0
Boise State					-DNP-						
at Colorado State	14	1-3	1-2	0-0	0-1-1	2	0	1	1	0	3
at Wyoming	15	3-7	2-6	0-0	0-1-1	1	2	1	0	0	8
Fresno State	9	0-1	0-0	0-0	0-1-1	1	0	0	1	3	0
San Jose State					-DNP-						
at San Diego State	10	2-4	0-0	4-5	0-1-1	0	0	0	0	1	8
at Air Force	5	0-0	0-0	0-0	0-1-1	2	1	0	0	0	0
Northern NM	20	1-6	0-3	4-4	0-3-3	1	1	1	1	1	6
Wyoming	1	0-1	0-1	0-0	0-0-0	1	0	0	0	0	0
Colorado State					-DNP-						
at San Jose State	5	0-0	0-0	0-0	0-0-0	0	0	0	0	0	0
at Utah State	20	3-8	0-0	1-2	1-4-5	5	1	2	1	1	7
Air Force	4	0-0	0-0	0-0	0-1-1	0	0	0	0	0	0

\* game started

### SINGLE GAME HIGHS

#### POINTS

CAREER: 16 vs. Grambling State (11/15/21)  
SEASON: 16 vs. Grambling State (11/15/21)

#### REBOUNDS

CAREER: 5 four times  
SEASON: 5 three times

#### FIELD GOALS

CAREER: 6 vs. Grambling State (11/15/21)  
SEASON: 6 vs. Grambling State (11/15/21)

#### FIELD GOAL ATTEMPTS

CAREER: 12 three times  
SEASON: 12 twice

#### 3-POINTERS

CAREER: 2 eight times  
SEASON: 2 three times

#### 3-POINT ATTEMPTS

CAREER: 6 at Wyoming (1/22/22)  
SEASON: 6 at Wyoming (1/22/22)

#### FREE THROWS

CAREER: 8 at New Mexico State (11/30/21)  
SEASON: 8 at New Mexico State (11/30/21)

#### FREE THROW ATTEMPTS

CAREER: 10 at New Mexico State (11/30/21)  
SEASON: 10 at New Mexico State (11/30/21)

#### ASSISTS

CAREER: 4 twice  
SEASON: 3 at New Mexico State (11/30/21)

#### BLOCKS

CAREER: 4 vs. Grambling State (11/15/21)  
SEASON: 4 vs. Grambling State (11/15/21)

#### STEALS

CAREER: 7 at Colorado (11/13/21)  
SEASON: 7 at Colorado (11/13/21)

#### MINUTES

CAREER: 35 vs. Montana State (11/20/21)  
SEASON: 35 vs. Montana State (11/20/21)

### CAREER STATISTICS

Year	G-GS	Min-Avg.	FG-FGA	Pct.	3FG-3FGA	Pct.	FT-FTA	Pct.	Off-Def.	Reb-Avg.	PF-DQ	Ast	TO	Blk	Stl	Pts-Avg
2020-21 ^	26-5	460-17.7	43-104	.413	18-47	.383	13-23	.565	7-32	39-1.5	42-1	34	34	5	14	117-4.5
Conf	16-2	300-18.8	24-59	.407	10-24	.417	8-12	.667	4-28	32-2.0	28-1	23	25	3	7	66-4.1
2021-22	26-13	426-16.4	39-99	.394	7-29	.241	36-47	.766	19-43	62-2.4	52-3	21	19	15	22	121-4.7
Conf	12-0	127-10.5	11-32	.344	3-11	.273	7-11	.636	5-15	20-1.7	17-1	5	6	4	6	32-2.7
CAREER	52-18	886-17.0	82-203	.404	25-76	.329	49-70	.700	26-75	101-1.9	94-4	55	53	20	36	238-4.6

^ at TCU



## JEREMIAH FRANCIS III

Guard | 6-1 | Columbus, Ohio  
Pickerington Central HS | North Carolina

# 30

1.8 PPG | 1.5 APG | 8.4 MPG

### SEASON HIGHLIGHTS

- Had four points vs. Northern New Mexico (Feb. 11)
- Scored two points at San Diego State (Jan. 31)
- Had three points and two assists vs. Norfolk State (Dec. 21)
- Had two points and two assists vs. Denver (Dec. 9)
- Had six points and a career-high seven assists vs. Western New Mexico (Nov. 22)
- Made season debut vs. Grambling State (Nov. 15)
- Had three points and five assists in the exhibition vs. New Mexico Highlands (Nov. 5)

### GAME-BY-GAME STATS

Opponent	MP	FG-A	3G-A	FT-A	O-D-T	PF	A	TO	BS	ST	TP
FAU					-DNP-						
at Colorado					-DNP-						
Grambling State	5	0-1	0-1	0-0	0-0-0	0	0	1	0	0	0
Montana State	3	0-0	0-0	0-0	0-0-0	0	0	0	0	0	0
Western NM*	29	3-7	0-1	0-1	0-1-1	1	7	0	0	0	6
vs. UAB					-DNP-						
vs. Towson					-DNP-						
at NM State					-DNP-						
NM State					-DNP-						
Denver	7	1-1	0-0	0-0	0-2-2	0	2	0	0	0	2
UTEP					-DNP-						
SMU					-DNP-						
Norfolk State	13	1-4	1-2	0-0	1-1-2	1	2	0	1	0	3
at Nevada	4	1-1	1-1	0-0	0-0-0	0	0	1	0	0	3
Utah State					-DNP-						
at UNLV	4	0-1	0-1	0-0	0-0-0	0	2	0	0	0	0
Boise State					-DNP-						
at Colorado State					-DNP-						
at Wyoming	0+	0-0	0-0	0-0	0-0-0	1	0	0	0	0	0
Fresno State					-DNP-						
San Jose State					-DNP-						
at San Diego State	7	1-2	0-1	0-0	1-0-1	0	1	0	0	0	2
at Air Force					-DNP-						
Northern NM	12	2-4	0-2	0-0	0-2-2	0	1	0	0	1	4
Wyoming					-DNP-						
Colorado State					-DNP-						
at San Jose State					-DNP-						
at Utah State	7	0-4	0-1	0-0	1-1-2	0	1	0	1	0	0
Air Force					-DNP-						

\* game started

### SINGLE GAME HIGHS

#### POINTS

CAREER: 19 vs. Fresno State (3/10/21)  
SEASON: 6 vs. Western New Mexico (11/22/21)

#### REBOUNDS

CAREER: 5 vs. Nevada (12/31/20)  
SEASON: 2 four times

#### FIELD GOALS

CAREER: 6 vs. Fresno State (3/10/21)  
SEASON: 3 vs. Western New Mexico (11/22/21)

#### FIELD GOAL ATTEMPTS

CAREER: 13 twice  
SEASON: 7 vs. Western New Mexico (11/22/21)

#### 3-POINTERS

CAREER: 4 vs. Fresno State (3/10/21)  
SEASON: 1 twice

#### 3-POINT ATTEMPTS

CAREER: 7 twice  
SEASON: 2 twice

#### FREE THROWS

CAREER: 9 vs. UCLA (12/21/19) <sup>UNC</sup>  
SEASON: --

#### FREE THROW ATTEMPTS

CAREER: 10 vs. UCLA (12/21/19) <sup>UNC</sup>  
SEASON: 1 vs. Western New Mexico (11/22/21)

#### ASSISTS

CAREER: 7 vs. Western New Mexico (11/22/21)  
SEASON: 7 vs. Western New Mexico (11/22/21)

#### BLOCKS

CAREER: 1 twice  
SEASON: 1 twice

#### STEALS

CAREER: 3 at Rice (12/13/20)  
SEASON: 1 vs. Northern New Mexico (2/11/22)

#### MINUTES

CAREER: 35 twice  
SEASON: 29 vs. Western New Mexico (11/22/21)

### CAREER STATISTICS

Year	G-GS	Min-Avg.	FG-FGA	Pct.	3FG-3FGA	Pct.	FT-FTA	Pct.	Off-Def.	Reb-Avg.	PF-DQ	Ast	TO	Blk	Stl	Pts-Avg
2019-20 %	16-3	217-13.6	15-66	.227	4-20	.200	18-26	.692	1-19	20-1.3	18-0	26	19	0	7	52-3.3
Conf	10-2	111-11.1	7-33	.212	1-11	.091	4-6	.667	1-12	13-1.3	10-0	10	12	0	4	19-1.9
2020-21	21-11	477-22.7	46-140	.329	14-59	.237	28-38	.737	8-35	43-2.0	23-0	46	39	0	15	134-6.4
Conf	16-6	360-22.5	35-100	.350	9-38	.237	20-27	.741	6-23	29-1.8	17-0	33	30	0	8	99-6.2
2021-22	11-1	93-8.4	9-25	.360	2-10	.200	0-1	.000	3-7	10-0.9	3-0	16	2	2	1	20-1.8
Conf	5-0	23-4.7	2-8	.250	1-4	.250	0-0	.000	2-1	3-0.6	1-0	4	1	1	0	5-1.0
CAREER	48-15	785-16.4	70-231	.303	20-89	.225	46-65	.708	12-61	73-1.5	44-0	88	60	2	23	206-4.3

% at North Carolina



## JORDAN ARROYO

Forward | 6-7 | Albuquerque, N.M.  
Atrisco Heritage Academy

# 33

**0.2 PPG | 1.0 RPG | 6.8 MPG**

### SEASON HIGHLIGHTS

- Scored his first points of the season with a layup vs. Northern New Mexico (Feb. 11)
- Tied a career high with two blocks at San Diego State (Jan. 31)
- Had two rebounds in season debut at Colorado (Nov. 13)
- Had three rebounds in the exhibition vs. New Mexico Highlands (Nov. 5)

### GAME-BY-GAME STATS

Opponent	MP	FG-A	3G-A	FT-A	O-D-T	PF	A	TO	BS	ST	TP
FAU*					-DNP-						
at Colorado	6	0-2	0-0	0-0	2-0-2	0	0	0	0	0	0
Grambling State*					-DNP-						
Montana State					-DNP-						
Western NM	5	0-1	0-1	0-0	0-0-0	0	0	1	0	0	0
vs. UAB					-DNP-						
vs. Towson					-DNP-						
at NM State					-DNP-						
NM State					-DNP-						
Denver					-DNP-						
UTEP					-DNP-						
SMU					-DNP-						
Norfolk State					-DNP-						
at Nevada					-DNP-						
Utah State					-DNP-						
at UNLV	6	0-0	0-0	0-0	0-1-1	2	0	0	0	1	0
Boise State					-DNP-						
at Colorado State					-DNP-						
at Wyoming	11	0-1	0-0	0-0	0-1-1	2	0	0	0	0	0
Fresno State	11	0-0	0-0	0-0	0-2-2	2	0	0	1	0	0
San Jose State					-DNP-						
at San Diego State	8	0-0	0-0	0-0	1-0-1	2	0	0	2	1	0
at Air Force	3	0-0	0-0	0-0	0-0-0	0	0	0	0	0	0
Northern NM	7	1-1	0-0	0-0	0-0-0	0	0	1	0	0	2
Wyoming	5	0-0	0-0	0-1	0-2-2	1	0	0	0	1	0
Colorado State					-DNP-						
at San Jose State					-DNP-						
at Utah State					-DNP-						
Air Force					-DNP-						

\* game started

### SINGLE GAME HIGHS

#### POINTS

CAREER: 6 at Univ. of the Southwest (12/30/18)  
SEASON: 2 vs. Northern New Mexico (2/11/22)

#### REBOUNDS

CAREER: 7 vs. San Diego State (1/29/20)  
SEASON: 2 three times

#### FIELD GOALS

CAREER: 3 at Univ. of the Southwest (12/30/18)  
SEASON: 1 vs. Northern New Mexico (2/11/22)

#### FIELD GOAL ATTEMPTS

CAREER: 4 vs. San Diego State (1/29/20)  
SEASON: 2 at Colorado (11/13/21)

#### 3-POINTERS

CAREER: --  
SEASON: --

#### 3-POINT ATTEMPTS

CAREER: 1 twice  
SEASON: 1 vs. Western New Mexico (11/22/21)

#### FREE THROWS

CAREER: 2 three times  
SEASON: --

#### FREE THROW ATTEMPTS

CAREER: 4 at New Mexico State (12/4/18)  
SEASON: 1 vs. Wyoming (2/15/22)

#### ASSISTS

CAREER: 1 vs. San Diego State (1/29/20)  
SEASON: --

#### BLOCKS

CAREER: 2 twice  
SEASON: 2 at San Diego State (1/31/22)

#### STEALS

CAREER: 1 six times  
SEASON: 1 three times

#### MINUTES

CAREER: 22 at Air Force (2/26/20)  
SEASON: 11 twice

### CAREER STATISTICS

Year	G-GS	Min-Avg.	FG-FGA	Pct.	3FG-3FGA	Pct.	FT-FTA	Pct.	Off-Def.	Reb-Avg.	PF-DQ	Ast	TO	Blk	Stl	Pts-Avg
2018-19	12-2	71-5.9	7-9	.778	0-0	.000	3-9	.333	7-6	13-1.1	8-0	0	2	3	2	17-1.4
Conf	4-0	10-2.5	0-0	.000	0-0	.000	1-2	.500	2-0	2-0.5	2-0	0	0	1	1	1-0.3
2019-20	14-1	105-7.5	5-12	.417	0-1	.000	4-6	.667	7-10	17-1.2	10-0	1	3	4	1	14-1.0
Conf	10-1	97-9.7	4-10	.400	0-1	.000	4-4	1.000	7-9	16-1.6	8-0	1	3	3	1	12-1.2
2020-21	2-0	4-2.0	0-0	.000	0-0	.000	0-0	.000	1-0	1-0.5	0-0	0	0	0	0	0-0.0
Conf	2-0	4-2.0	0-0	.000	0-0	.000	0-0	.000	1-0	1-0.5	0-0	0	0	0	0	0-0.0
2021-22	9-0	62-6.8	1-5	.200	0-1	.000	0-1	.000	3-6	9-1.0	9-0	0	2	3	3	2-0.2
Conf	6-0	43-7.2	0-1	.000	0-0	.000	0-1	.000	1-6	7-1.2	9-0	0	0	3	3	0-0.0
CAREER	37-3	243-6.6	13-26	.500	0-2	.000	7-16	.438	18-22	40-1.1	27-0	1	7	10	6	33-0.9





## BIRIMA SECK

Forward | 6-11 | Dakar, Senegal  
Dream City Christian

# 34

**0.6 PPG | 2.6 RPG | 9.3 MPG**

### SEASON HIGHLIGHTS

- Had four points and five assists at Utah State (Feb. 22)
- Had two points and seven rebounds vs. Northern New Mexico (Feb. 11)
- Had two points vs. Boise State (Jan. 15)
- Scored first career points (two) vs. UAB (Nov. 25)
- Set career highs of 10 rebounds and four blocks vs. Western New Mexico (Nov. 22)
- Had a team-high six rebounds at Colorado (Nov.13)
- Had two rebounds and two assists in season-opener vs. FAU (Nov. 10)
- Had six points and eight rebounds in the exhibition vs. New Mexico Highlands (Nov. 5)

### GAME-BY-GAME STATS

Opponent	MP	FG-A	3G-A	FT-A	O-D-T	PF	A	TO	BS	ST	TP
FAU*	10	0-0	0-0	0-0	1-1-2	3	2	0	0	1	0
at Colorado	20	0-1	0-0	0-0	1-5-6	5	0	1	0	0	0
Grambling State*	11	0-1	0-0	0-0	0-2-2	1	2	0	1	0	0
Montana State	6	0-0	0-0	0-0	0-1-1	2	0	0	0	0	0
Western NM	25	0-1	0-1	0-0	0-10-10	3	1	1	4	1	0
vs. UAB	7	1-1	0-0	0-0	0-1-1	0	0	0	0	0	2
vs. Towson	7	0-2	0-0	0-0	1-1-2	2	1	0	0	0	0
at NM State					-DNP-						
NM State					-DNP-						
Denver	3	0-0	0-0	0-0	0-1-1	0	0	0	0	0	0
UTEP					-DNP-						
SMU					-DNP-						
Norfolk State					-DNP-						
at Nevada					-DNP-						
Utah State					-DNP-						
at UNLV	9	0-0	0-0	0-0	1-1-2	3	0	0	0	0	0
Boise State	7	1-1	0-0	0-0	0-1-1	2	0	0	0	0	2
at Colorado State	3	0-0	0-0	0-0	0-0-0	0	0	0	0	0	0
at Wyoming					-DNP-						
Fresno State					-DNP-						
San Jose State	8	0-1	0-0	0-0	1-1-2	0	0	1	0	0	0
at San Diego State	13	0-2	0-0	0-0	1-1-2	1	1	1	0	0	0
at Air Force	3	0-0	0-0	0-0	0-0-0	1	0	1	0	0	0
Northern NM	18	1-2	0-0	0-0	2-5-7	2	1	0	0	0	2
Wyoming					-DNP-						
Colorado State					-DNP-						
at San Jose State	1	0-0	0-0	0-0	0-1-1	1	0	0	0	0	0
at Utah State	14	2-3	0-1	0-0	1-4-5	2	0	0	0	0	4
Air Force	4	0-1	0-0	1-2	1-1-2	4	0	1	0	0	1

\* game started

### SINGLE GAME HIGHS

#### POINTS

CAREER: 4 at Utah State (2/22/22)  
SEASON: 4 at Utah State (2/22/22)

#### REBOUNDS

CAREER: 10 vs. Western New Mexico (11/22/21)  
SEASON: 10 vs. Western New Mexico (11/22/21)

#### FIELD GOALS

CAREER: 2 at Utah State (2/22/22)  
SEASON: 2 at Utah State (2/22/22)

#### FIELD GOAL ATTEMPTS

CAREER: 3 at Utah State (2/22/22)  
SEASON: 3 at Utah State (2/22/22)

#### 3-POINTERS

CAREER: --  
SEASON: --

#### 3-POINT ATTEMPTS

CAREER: 1 twice  
SEASON: 1 twice

#### FREE THROWS

CAREER: 1 vs. Air Force (2/26/22)  
SEASON: 1 vs. Air Force (2/26/22)

#### FREE THROW ATTEMPTS

CAREER: 2 vs. Air Force (2/26/22)  
SEASON: 2 vs. Air Force (2/26/22)

#### ASSISTS

CAREER: 2 twice  
SEASON: 2 twice

#### BLOCKS

CAREER: 4 vs. Western New Mexico (11/22/21)  
SEASON: 4 vs. Western New Mexico (11/22/21)

#### STEALS

CAREER: 1 twice  
SEASON: 1 twice

#### MINUTES

CAREER: 25 vs. Western New Mexico (11/22/21)  
SEASON: 25 vs. Western New Mexico (11/22/21)

### CAREER STATISTICS

Year	G-GS	Min-Avg.	FG-FGA	Pct.	3FG-3FGA	Pct.	FT-FTA	Pct.	Off-Def.	Reb-Avg.	PF-DQ	Ast	TO	Blk	Stl	Pts-Avg
2021-22	18-2	167-9.3	5-16	.313	0-2	.000	1-2	.500	10-37	47-2.6	32-1	8	6	5	2	11-0.6
Conf	9-0	61-6.8	3-8	.375	0-1	.000	1-2	.500	5-10	15-1.7	14-0	1	4	0	0	7-0.8



2021-22 New Mexico Men's Basketball  
Extended Season Box Score  
All games

Game Records

Record	Overall			Home			Away			Neutral
ALL GAMES				12-17			10-7			0-2
CONFERENCE				4-11			3-4			0-0
NON-CONFERENCE				8-6			7-3			0-2

Team Box Score Extended

No.	Player	GP-GS			Total			3-Point			F-Throw			Rebounds			PF			A			TO			TO/G			A/TO			BLK/G			STL/G			PTS			AVG		
		GP	GS	MIN	AVG	FG-FGA	FG%	3FG-3FGA	3FG%	FT-FTA	FT%	OFF	DEF	TOT	AVG	DQ	A	A/G	TO	TO/G	A/TO	BLK	BLK/G	STL	STL/G	PTS	PTS	AVG															
5	MASHBURN, JR., Jamal	29-29		982:05	33.9	185-427	.433	44-132	.333	105-136	.772	7	74	81	2.8	51	1	63	2.17	60	2.07	1.05	4	0.14	17	0.59	519	17.9															
10	HOUSE, Jaelen	28-28		896:53	32.0	149-359	.415	44-137	.321	119-135	.881	13	85	98	3.5	78	2	123	4.39	94	3.36	1.31	9	0.32	60	2.14	461	16.5															
0	JENKINS, KJ	27-3		601:36	22.3	88-228	.386	55-154	.357	34-38	.895	14	71	85	3.1	58	2	22	0.81	19	0.70	1.16	0	0.00	13	0.48	265	9.8															
35	MUSCADIN, Gethro	12-9		245:34	20.5	40-82	.488	2-5	.400	30-39	.769	21	43	64	5.3	35	2	11	0.92	24	2.00	0.46	19	1.58	9	0.75	112	9.3															
21	ALLEN-TOVAR, Jay	29-14		701:39	24.2	97-198	.490	26-77	.338	29-45	.644	37	115	152	5.2	43	0	12	0.41	34	1.17	0.35	43	1.48	13	0.45	249	8.6															
13	JOHNSON, Javonté	29-26		809:44	27.9	75-163	.460	41-90	.456	30-43	.698	27	100	127	4.4	56	2	24	0.83	17	0.59	1.41	9	0.31	16	0.55	221	7.6															
24	TODD, Taryn	26-13		426:29	16.4	39-99	.394	7-29	.241	36-47	.766	19	43	62	2.4	52	3	21	0.81	19	0.73	1.11	15	0.58	22	0.85	121	4.7															
1	SINGLETON, Sequan	21-6		411:54	19.6	38-71	.535	3-10	.300	17-45	.378	16	45	61	2.9	50	1	30	1.43	26	1.24	1.15	7	0.33	19	0.90	96	4.6															
20	PATTERSON, Clay	2-0		12:27	6.2	4-7	.571	1-3	.333	0-0	.000	0	0	0	0.0	1	0	0	0.00	1	0.50	0.00	0	0.00	1	0.50	9	4.5															
4	KUAC, Emmanuel	6-1		106:34	17.8	10-20	.500	2-7	.286	3-6	.500	6	20	26	4.3	16	0	3	0.50	6	1.00	0.50	9	1.50	2	0.33	25	4.2															
2	FINO-A-LASELF, Safi	1-0		02:37	2.6	1-1	1.000	1-1	1.000	0-0	.000	0	3	3	3.0	0	0	0	0.00	1	1.00	0.00	0	0.00	0	0.00	3	3.0															
3	FORSLING, Sebastian	24-13		330:59	13.8	20-43	.465	0-6	.000	6-14	.429	30	28	58	2.4	50	1	11	0.46	18	0.75	0.61	9	0.38	5	0.21	46	1.9															
30	FRANCIS, Jeremiah	11-1		92:44	8.4	9-25	.360	2-10	.200	0-1	.000	3	7	10	0.9	3	0	16	1.45	2	0.18	8.00	2	0.18	1	0.09	20	1.8															
34	SECK, Birima	18-2		167:13	9.3	5-16	.313	0-2	.000	1-2	.500	10	37	47	2.6	32	1	8	0.44	6	0.33	1.33	5	0.28	2	0.11	11	0.6															
33	ARROYO, Jordan	9-0		61:31	6.8	1-5	.200	0-1	.000	0-1	.000	3	6	9	1.0	9	0	0	0.00	2	0.22	0.00	3	0.33	3	0.33	2	0.2															
Total		29		5850		761-1744	.436	228-664	.343	410-552	.743	259	728	987	34.0	534	15	344	11.86	342	11.79	1.01	134	4.62	183	6.31	2160	74.5															
Opponents		29		5850		786-1725	.456	189-584	.324	433-589	.735	296	802	1098	37.9	513	9	410	14.14	382	13.17	1.07	95	3.28	175	6.03	2194	75.7															

Score by Periods

Team	1st	2nd	OT	TOT
New Mexico	985	1156	19	2160
Opponents	995	1175	24	2194



# 2021-22 New Mexico Men's Basketball Team Game-by-Game All games

Page 1/1  
as of Feb 26, 2022

				Total		3-Pointers		Free throws		Rebounds											
Opponent	Date	Score		FG-FGA	PCT	3FG-3FGA	PCT	FT-FTA	PCT	OFF	DEF	TOT	AVG	PF	A	TO	BLK	STL	PTS	AVG	
Fla. Atlantic	11/10/2021	99-92	W	35-66	.530	12-23	.522	17-23	.739	7	18	25	25.0	20	15	10	5	7	99	99.0	
at Colorado	11/13/2021	76-87	L	26-62	.419	6-23	.261	18-22	.818	8	19	27	26.0	27	7	13	2	12	76	87.5	
Grambling	11/15/2021	86-61	W	31-68	.456	10-28	.357	14-17	.824	10	27	37	29.7	16	14	12	9	11	86	87.0	
Montana St.	11/20/2021	81-78	W	26-55	.473	7-17	.412	22-29	.759	10	23	33	30.5	18	11	12	5	8	81	85.5	
Western N.M.	11/22/2021	88-63	W	34-57	.596	9-19	.474	11-16	.688	5	34	39	32.2	15	16	15	10	9	88	86.0	
vs UAB	11/25/2021	73-86	L	25-53	.472	8-19	.421	15-24	.625	9	18	27	31.3	16	14	20	2	6	73	83.8	
vs Towson	11/26/2021	58-73	L	20-62	.323	8-25	.320	10-13	.769	12	19	31	31.3	21	9	10	3	4	58	80.1	
at New Mexico St.	11/30/2021	101-94	W	29-62	.468	8-20	.400	35-42	.833	10	29	39	32.3	22	15	9	4	4	101	82.8	
New Mexico St.	12/06/2021	76-78	Lot	28-71	.394	6-22	.273	14-23	.609	10	31	41	33.2	15	10	10	7	5	76	82.0	
Denver	12/09/2021	87-67	W	27-62	.435	7-23	.304	26-31	.839	13	35	48	34.7	14	15	6	8	3	87	82.5	
UTEP	12/12/2021	69-77	L	23-58	.397	4-18	.222	19-26	.731	13	28	41	35.3	22	14	16	6	5	69	81.3	
SMU	12/19/2021	72-90	L	26-69	.377	5-26	.192	15-20	.750	13	19	32	35.0	17	12	7	5	4	72	80.5	
Norfolk St.	12/21/2021	68-54	W	24-69	.348	8-35	.229	12-17	.706	15	34	49	36.1	12	14	6	9	7	68	79.5	
at Nevada	01/01/2022	70-79	L	23-64	.359	9-26	.346	15-21	.714	15	24	39	36.3	22	13	17	2	8	70	78.9	
Utah St.	01/08/2022	87-90	Lot	29-65	.446	17-34	.500	12-17	.706	10	25	35	36.2	19	19	17	3	5	87	79.4	
at UNLV	01/11/2022	56-85	L	19-55	.345	7-31	.226	11-17	.647	3	27	30	35.8	21	9	15	1	4	56	77.9	
Boise St.	01/15/2022	63-71	L	24-49	.490	10-19	.526	5-14	.357	3	25	28	35.4	28	10	13	7	3	63	77.1	
at Colorado St.	01/19/2022	74-80	L	29-58	.500	14-33	.424	2-4	.500	4	21	25	34.8	21	9	10	2	5	74	76.9	
at Wyoming	01/22/2022	91-93	L	36-67	.537	10-26	.385	9-11	.818	5	18	23	34.2	23	12	7	3	8	91	77.6	
Fresno St.	01/25/2022	60-65	L	20-55	.364	5-24	.208	15-17	.882	10	21	31	34.0	18	7	10	4	6	60	76.8	
San Jose St.	01/28/2022	86-70	W	32-59	.542	10-22	.455	12-14	.857	8	30	38	34.2	12	21	10	3	4	86	77.2	
at San Diego St.	01/31/2022	47-72	L	16-52	.308	7-22	.318	8-10	.800	6	27	33	34.1	16	8	19	3	7	47	75.8	
at Air Force	02/05/2022	91-77	W	33-56	.589	8-16	.500	17-21	.810	4	26	30	34.0	25	9	12	7	5	91	76.5	
Northern N.M.	02/11/2022	78-46	W	31-69	.449	7-26	.269	9-9	1.000	12	33	45	34.4	11	18	13	2	10	78	76.5	
Wyoming	02/15/2022	75-66	W	27-52	.519	8-18	.444	13-18	.722	9	24	33	34.4	20	9	16	6	8	75	76.5	
Colorado St.	02/17/2022	68-83	L	24-54	.444	7-22	.318	13-16	.813	5	22	27	34.1	14	10	11	5	9	68	76.2	
at San Jose St.	02/20/2022	55-71	L	19-55	.345	4-14	.286	13-20	.650	10	20	30	33.9	14	6	9	2	7	55	75.4	
at Utah St.	02/22/2022	56-81	L	24-66	.364	5-17	.294	3-10	.300	8	26	34	33.9	15	11	8	4	5	56	74.7	
Air Force	02/26/2022	69-65	W	21-54	.389	2-16	.125	25-30	.833	12	25	37	34.0	20	7	9	5	4	69	74.5	
Total		2160		761-1744	.436	228-664	.343	410-552	.743	259	728	987	34.0	534	344	342	134	183	2160	74.5	
Opponents		2194		786-1725	.456	189-584	.324	433-589	.735	296	802	1098	37.9	513	410	382	95	175	2194	75.7	

## New Mexico Averages

Games Played	Points/game	FG Pct	3FG Pct	FT Pct	Rebounds/game	Assists/game	Turnovers/game	Assist/Turnover ratio	Steals/game	Blocks/game
29	74.5	43.6	34.3	74.3	34.0	11.9	11.8	1.0	6.3	4.6



# 2021-22 New Mexico Men's Basketball Opponents Game-by-Game All games

Page 1/1  
as of Feb 26, 2022

				Total		3-Pointers		Free throws		Rebounds											
Opponent	Date	Score		FG-FGA	PCT	3FG-3FGA	PCT	FT-FTA	PCT	OFF	DEF	TOT	AVG	PF	A	TO	BLK	STL	PTS	AVG	
Fla. Atlantic	11/10/2021	99-92	W	32-65	.492	8-26	.308	20-23	.870	17	25	42	42.0	24	16	17	0	4	92	92.0	
at Colorado	11/13/2021	76-87	L	28-57	.491	7-17	.412	24-33	.727	15	32	47	44.5	21	14	18	4	7	87	89.5	
Grambling	11/15/2021	86-61	W	22-62	.355	5-12	.417	12-17	.706	14	29	43	44.0	20	13	23	5	7	61	80.0	
Montana St.	11/20/2021	81-78	W	28-59	.475	6-18	.333	16-19	.842	8	24	32	41.0	23	18	15	4	8	78	79.5	
Western N.M.	11/22/2021	88-63	W	24-64	.375	7-17	.412	8-12	.667	9	21	30	38.8	17	13	15	6	9	63	76.2	
vs UAB	11/25/2021	73-86	L	32-65	.492	9-25	.360	13-15	.867	16	25	41	39.2	23	14	19	6	15	86	77.8	
vs Towson	11/26/2021	58-73	L	24-51	.471	9-22	.409	16-23	.696	12	33	45	40.0	13	12	13	2	6	73	77.1	
at New Mexico St.	11/30/2021	101-94	W	29-62	.468	9-31	.290	27-35	.771	8	27	35	39.4	29	10	9	4	2	94	79.3	
New Mexico St.	12/06/2021	76-78	Lot	37-74	.500	2-15	.133	2-5	.400	7	38	45	40.0	20	21	14	5	5	78	79.1	
Denver	12/09/2021	87-67	W	25-64	.391	7-19	.368	10-17	.588	8	24	32	39.2	18	15	8	2	4	67	77.9	
UTEP	12/12/2021	69-77	L	25-58	.431	5-13	.385	22-29	.759	8	26	34	38.7	23	8	9	6	5	77	77.8	
SMU	12/19/2021	72-90	L	32-64	.500	9-26	.346	17-22	.773	15	33	48	39.5	18	13	12	4	3	90	78.8	
Norfolk St.	12/21/2021	68-54	W	20-63	.317	5-23	.217	9-11	.818	11	32	43	39.8	18	11	12	3	4	54	76.9	
at Nevada	01/01/2022	70-79	L	26-61	.426	6-23	.261	21-28	.750	14	29	43	40.0	16	18	15	5	6	79	77.1	
Utah St.	01/08/2022	87-90	Lot	33-60	.550	4-16	.250	20-25	.800	4	27	31	39.4	16	14	13	0	10	90	77.9	
at UNLV	01/11/2022	56-85	L	28-62	.452	6-21	.286	23-29	.793	12	36	48	39.9	18	16	12	1	9	85	78.4	
Boise St.	01/15/2022	63-71	L	22-62	.355	6-20	.300	21-38	.553	25	27	52	40.6	13	12	11	2	3	71	77.9	
at Colorado St.	01/19/2022	74-80	L	27-52	.519	6-20	.300	20-26	.769	9	27	36	40.4	10	15	8	2	7	80	78.1	
at Wyoming	01/22/2022	91-93	L	29-50	.580	8-19	.421	27-35	.771	7	27	34	40.1	16	11	13	2	1	93	78.8	
Fresno St.	01/25/2022	60-65	L	22-46	.478	7-13	.538	14-22	.636	7	25	32	39.7	17	10	12	1	7	65	78.2	
San Jose St.	01/28/2022	86-70	W	28-59	.475	6-27	.222	8-12	.667	3	20	23	38.9	14	14	9	4	6	70	77.8	
at San Diego St.	01/31/2022	47-72	L	26-58	.448	9-20	.450	11-14	.786	6	30	36	38.7	15	19	12	8	12	72	77.5	
at Air Force	02/05/2022	91-77	W	26-57	.456	7-21	.333	18-24	.750	7	21	28	38.3	18	14	11	2	3	77	77.5	
Northern N.M.	02/11/2022	78-46	W	19-59	.322	3-20	.150	5-6	.833	8	26	34	38.1	14	8	20	2	6	46	76.2	
Wyoming	02/15/2022	75-66	W	23-57	.404	6-19	.316	14-19	.737	12	20	32	37.8	15	12	15	2	5	66	75.8	
Colorado St.	02/17/2022	68-83	L	33-63	.524	7-22	.318	10-12	.833	10	26	36	37.8	14	16	10	1	8	83	76.0	
at San Jose St.	02/20/2022	55-71	L	30-57	.526	8-20	.400	3-5	.600	9	29	38	37.8	17	15	13	7	4	71	75.9	
at Utah St.	02/22/2022	56-81	L	32-61	.525	8-22	.364	9-10	.900	4	38	42	37.9	12	23	11	5	5	81	76.0	
Air Force	02/26/2022	69-65	W	24-53	.453	4-17	.235	13-23	.565	11	25	36	37.9	21	15	13	0	4	65	75.7	
Total		2194		786-1725	.456	189-584	.324	433-589	.735	296	802	1098	37.9	513	410	382	95	175	2194	75.7	
New Mexico		2160		761-1744	.436	228-664	.343	410-552	.743	259	728	987	34.0	534	344	342	134	183	2160	74.5	

## Opponents Averages

Games Played	Points/game	FG Pct	3FG Pct	FT Pct	Rebounds/game	Assists/game	Turnovers/game	Assist/Turnover ratio	Steals/game	Blocks/game
29	75.7	45.6	32.4	73.5	37.9	14.1	13.2	1.1	6.0	3.3





2021-22 New Mexico Men's Basketball  
Points-rebounds-assists  
All games

Page 1/2  
as of Feb 26, 2022

Opponent	Date	Score	0	1	2	3	4	5	10	13	20	21	24
Fla. Atlantic	11/10/2021	99-92	W	JENKINS,KJ 10-3-0	DNP	FORSLING,S 0-1-1	DNP	MASHBURN, 14-2-3	HOUSE,JAEL 30-3-6	7-2-0	DNP	ALLEN-TOVA 18-8-0	TODD,TARYN 2-1-2
at Colorado	11/13/2021	76-87	L	0-0-0	DNP	4-0-0	DNP	20-5-1	22-1-4	10-3-0	DNP	3-2-1	12-0-0
Grambling	11/15/2021	86-61	W	6-1-0	DNP	0-0-0	DNP	18-5-2	18-2-7	16-10-1	DNP	0-2-1	16-3-1
Montana St.	11/20/2021	81-78	W	17-3-3	DNP	DNP	DNP	21-1-4	8-2-1	8-7-0	DNP	2-1-0	7-5-2
Western N.M.	11/22/2021	88-63	W	20-1-5	DNP	2-1-0	DNP	19-4-1	DNP	10-6-1	5-0-0	14-4-0	2-2-1
vs UAB	11/25/2021	73-86	L	0-0-0	DNP	DNP	DNP	26-2-3	12-5-5	13-2-1	DNP	2-1-0	6-4-2
vs Towson	11/26/2021	58-73	L	DNP	0-1-1	DNP	0-1-0	26-3-1	8-4-4	4-8-1	DNP	4-3-0	14-4-1
at New Mexico St.	11/30/2021	101-94	W	DNP	2-2-1	DNP	6-3-0	19-1-3	31-4-5	12-5-2	DNP	15-11-1	8-4-3
New Mexico St.	12/06/2021	76-78	Lot	7-2-0	DNP	DNP	DNP	26-3-3	21-2-2	3-8-2	DNP	6-4-0	0-3-0
Denver	12/09/2021	87-67	W	21-1-2	DNP	7-2-1	DNP	10-3-2	9-2-2	5-5-1	DNP	9-10-0	6-4-1
UTEP	12/12/2021	69-77	L	11-5-0	DNP	0-0-0	DNP	2-1-1	8-2-4	16-9-0	DNP	5-5-1	2-1-1
SMU	12/19/2021	72-90	L	10-2-0	DNP	4-3-0	0-3-1	25-2-3	16-3-7	4-4-0	DNP	3-1-0	2-5-1
Norfolk St.	12/21/2021	68-54	W	4-2-0	DNP	1-2-0	11-9-2	13-5-0	16-3-6	6-4-0	DNP	6-10-1	6-3-0
at Nevada	01/01/2022	70-79	L	5-0-0	DNP	1-3-1	3-9-0	17-3-1	18-1-6	0-3-0	DNP	5-8-2	4-4-0
Utah St.	01/08/2022	87-90	Lot	6-2-1	DNP	2-1-0	5-1-0	29-2-8	8-6-6	23-6-1	DNP	2-3-1	2-4-1
at UNLV	01/11/2022	56-85	L	26-4-1	DNP	0-2-0	DNP	11-2-2	8-7-3	7-3-1	DNP	2-3-0	0-1-0
Boise St.	01/15/2022	63-71	L	15-1-2	DNP	4-8-0	DNP	10-0-0	21-3-7	0-4-0	DNP	11-4-0	DNP
at Colorado St.	01/19/2022	74-80	L	17-5-0	DNP	0-2-1	DNP	13-4-0	18-4-7	18-2-0	DNP	5-3-1	3-1-0
at Wyoming	01/22/2022	91-93	L	5-3-0	DNP	2-2-0	DNP	22-3-4	18-1-4	11-1-2	DNP	25-6-0	8-1-2
Fresno St.	01/25/2022	60-65	L	8-6-0	DNP	4-5-1	DNP	15-1-1	19-5-5	4-1-0	DNP	10-7-0	0-1-0
San Jose St.	01/28/2022	86-70	W	13-7-3	2-0-0	2-1-1	DNP	23-6-1	18-7-13	10-8-3	DNP	18-4-0	DNP
at San Diego St.	01/31/2022	47-72	L	16-9-0	0-2-0	2-6-1	DNP	10-2-3	3-2-0	3-2-1	DNP	3-3-1	8-1-0
at Air Force	02/05/2022	91-77	W	5-3-1	7-0-2	1-0-0	DNP	20-4-1	42-8-2	6-3-1	DNP	10-9-1	0-1-1
Northern N.M.	02/11/2022	78-46	W	7-2-1	0-2-3	4-10-2	DNP	21-0-2	10-3-5	5-4-2	4-0-0	10-3-0	6-3-1
Wyoming	02/15/2022	75-66	W	3-7-0	5-2-0	0-2-0	DNP	18-2-2	34-4-6	0-4-0	DNP	15-8-1	0-0-0
Colorado St.	02/17/2022	68-83	L	9-3-1	3-1-2	2-3-0	DNP	17-6-4	13-2-2	7-2-1	DNP	17-7-0	DNP
at San Jose St.	02/20/2022	55-71	L	6-5-0	5-3-3	2-2-0	DNP	17-3-2	14-4-1	0-3-0	DNP	11-4-0	0-0-0
at Utah St.	02/22/2022	56-81	L	12-2-2	4-2-0	0-0-2	DNP	13-2-3	2-4-1	3-5-1	DNP	11-6-0	7-5-1
Air Force	02/26/2022	69-65	W	6-6-0	3-1-1	2-2-0	DNP	24-4-2	16-4-2	10-3-2	DNP	7-12-0	0-1-0



2021-22 New Mexico Men's Basketball  
Points-rebounds-assists  
All games

Opponent	Date	Score	30 FRANCIS,JE	33 ARROYO,JOR	34 SECK,BIRIM	35 MUSCADIN,G
Fla. Atlantic	11/10/2021	99-92	W	DNP	0-2-2	18-2-1
at Colorado	11/13/2021	76-87	L	DNP	0-6-0	5-5-1
Grambling	11/15/2021	86-61	W	0-0-0	DNP	12-8-0
Montana St.	11/20/2021	81-78	W	0-0-0	DNP	0-1-0
Western N.M.	11/22/2021	88-63	W	6-1-7	0-0-0	0-10-1
vs UAB	11/25/2021	73-86	L	DNP	DNP	2-1-0
vs Towson	11/26/2021	58-73	L	DNP	DNP	0-2-1
at New Mexico St.	11/30/2021	101-94	W	DNP	DNP	8-5-0
New Mexico St.	12/06/2021	76-78	Lot	DNP	DNP	5-6-2
Denver	12/09/2021	87-67	W	2-2-2	DNP	0-1-0
UTEP	12/12/2021	69-77	L	DNP	DNP	14-6-2
SMU	12/19/2021	72-90	L	DNP	DNP	4-2-0
Norfolk St.	12/21/2021	68-54	W	3-2-2	DNP	DNP
at Nevada	01/01/2022	70-79	L	3-0-0	DNP	DNP
Utah St.	01/08/2022	87-90	Lot	DNP	DNP	DNP
at UNLV	01/11/2022	56-85	L	0-0-2	0-1-0	0-2-0
Boise St.	01/15/2022	63-71	L	DNP	DNP	2-1-0
at Colorado St.	01/19/2022	74-80	L	DNP	DNP	0-0-0
at Wyoming	01/22/2022	91-93	L	0-0-0	0-1-0	DNP
Fresno St.	01/25/2022	60-65	L	DNP	0-2-0	DNP
San Jose St.	01/28/2022	86-70	W	DNP	DNP	0-2-0
at San Diego St.	01/31/2022	47-72	L	2-1-1	0-1-0	0-2-1
at Air Force	02/05/2022	91-77	W	DNP	0-0-0	DNP
Northern N.M.	02/11/2022	78-46	W	4-2-1	2-0-0	2-7-1
Wyoming	02/15/2022	75-66	W	DNP	0-2-0	DNP
Colorado St.	02/17/2022	68-83	L	DNP	DNP	DNP
at San Jose St.	02/20/2022	55-71	L	DNP	DNP	0-1-0
at Utah St.	02/22/2022	56-81	L	0-2-1	DNP	4-5-0
Air Force	02/26/2022	69-65	W	DNP	DNP	1-2-0



# 2021-22 New Mexico Men's Basketball Combined Team Statistics In Conference games

Page 1/1  
as of Feb 26, 2022

## Game Records

Record	Overall	Home	Away	Neutral
ALL GAMES	4-11	3-4	1-7	0-0
CONFERENCE	4-11	3-4	1-7	0-0
NON-CONFERENCE	0-0	0-0	0-0	0-0

## Score by Periods

Team	1st	2nd	OT	TOT
New Mexico	472	565	11	1048
Opponents	517	617	14	1148

## Team Box Score

No.	Player				Total		3-Point		F-Throw		Rebounds															
		GP-GS	MIN	AVG	FG-FGA	FG%	3FG-3FGA	3FG%	FT-FTA	FT%	OFF	DEF	TOT	AVG	PF	DQ	A	TO	BLK	STL	PTS	AVG				
5	MASHBURN, JR., Jamal	15-15	528:24	35.2	90-218	.413	21-62	.339	58-77	.753	2	42	44	2.9	31	1	34	28	1	10	259	17.3				
10	HOUSE, Jaelen	15-15	498:56	33.3	84-194	.433	22-69	.319	62-68	.912	10	52	62	4.1	42	1	65	59	6	33	252	16.8				
0	JENKINS, KJ	15-3	375:24	25.0	51-133	.383	32-88	.364	18-20	.900	10	53	63	4.2	33	2	11	13	0	4	152	10.1				
21	ALLEN-TOVAR, Jay	15-11	425:33	28.4	61-112	.545	20-43	.465	10-20	.500	20	67	87	5.8	26	0	7	20	21	7	152	10.1				
13	JOHNSON, Javonté	15-15	424:16	28.3	38-80	.475	20-46	.435	6-10	.600	8	42	50	3.3	36	2	13	7	8	10	102	6.8				
1	SINGLETON, Saquan	12-5	241:49	20.2	23-40	.575	2-6	.333	7-21	.333	4	22	26	2.2	33	0	13	15	3	12	55	4.6				
4	KUAC, Emmanuel	2-1	38:15	19.1	3-9	.333	2-5	.400	0-0	.000	1	9	10	5.0	7	0	0	4	3	1	8	4.0				
24	TODD, Taryn	12-0	126:35	10.5	11-32	.344	3-11	.273	7-11	.636	5	15	20	1.7	17	1	5	6	4	6	32	2.7				
3	FORSLING, Sebastian	15-10	237:42	15.8	10-26	.385	0-5	.000	4-10	.400	18	21	39	2.6	39	1	7	15	7	2	24	1.6				
30	FRANCIS, Jeremiah	5-0	23:29	4.7	2-8	.250	1-4	.250	0-0	.000	2	1	3	0.6	1	0	4	1	1	0	5	1.0				
34	SECK, Birima	9-0	61:11	6.8	3-8	.375	0-1	.000	1-2	.500	5	10	15	1.7	14	0	1	4	0	0	7	0.8				
33	ARROYO, Jordan	6-0	43:23	7.2	0-1	.000	0-0	.000	0-1	.000	1	6	7	1.2	9	0	0	0	3	3	0	0.0				
Team											26	21	47					11								
Total		15	3025		376-861	.437	123-340	.362	173-240	.721	112	361	473	31.5	288	8	160	183	57	88	1048	69.9				
Opponents		15	3025		409-858	.477	98-300	.327	232-322	.720	140	407	547	36.5	232	4	224	178	42	90	1148	76.5				

## Team Statistics

	UNM	OPP
<b>Scoring</b>	<b>1048</b>	<b>1148</b>
Points per game	69.9	76.5
Scoring margin	-6.7	-
<b>Field goals-att</b>	<b>376-861</b>	<b>409-858</b>
Field goal pct	.437	.477
<b>3 point fg-att</b>	<b>123-340</b>	<b>98-300</b>
3-point FG pct	.362	.327
3-pt FG made per game	8.2	6.5
<b>Free throws-att</b>	<b>173-240</b>	<b>232-322</b>
Free throw pct	.721	.720
F-Throws made per game	11.5	15.5
<b>Rebounds</b>	<b>473</b>	<b>547</b>
Rebounds per game	31.5	36.5
Rebounding margin	-4.9	-
<b>Assists</b>	<b>160</b>	<b>224</b>
Assists per game	10.7	14.9
<b>Turnovers</b>	<b>183</b>	<b>178</b>
Turnovers per game	12.2	11.9
Turnover margin	-0.3	-
Assist/turnover ratio	0.9	1.3
<b>Steals</b>	<b>88</b>	<b>90</b>
Steals per game	5.9	6.0
<b>Blocks</b>	<b>57</b>	<b>42</b>
Blocks per game	3.8	2.8
<b>Winning streak</b>	<b>1</b>	<b>-</b>
Home win streak	1	-
<b>Attendance</b>	<b>58628</b>	<b>45426</b>
Home games-Avg/Game	7-8375	8-5678
Neutral site-Avg/Game	-	0-0

## Team Results

Date	Opponent		Score	Att.
01/01/2022	at Nevada	L	70-79	7224
01/08/2022	Utah St.	Lot	87-90	8338
01/11/2022	at UNLV	L	56-85	3860
01/15/2022	Boise St.	L	63-71	8279
01/19/2022	at Colorado St.	L	74-80	6516
01/22/2022	at Wyoming	L	91-93	5368
01/25/2022	Fresno St.	L	60-65	8033
01/28/2022	San Jose St.	W	86-70	8277
01/31/2022	at San Diego St.	L	47-72	10951
02/05/2022	at Air Force	W	91-77	2723
02/15/2022	Wyoming	W	75-66	8208
02/17/2022	Colorado St.	L	68-83	8404
02/20/2022	at San Jose St.	L	55-71	1682
02/22/2022	at Utah St.	L	56-81	7102
02/26/2022	Air Force	W	69-65	9089



# 2021-22 New Mexico Men's Basketball Combined Team Statistics All games

Page 1/1  
as of Feb 26, 2022

## Game Records

Record	Overall	Home	Away	Neutral
ALL GAMES	12-17	10-7	2-8	0-2
CONFERENCE	4-11	3-4	1-7	0-0
NON-CONFERENCE	8-6	7-3	1-1	0-2

## Score by Periods

Team	1st	2nd	OT	TOT
New Mexico	985	1156	19	2160
Opponents	995	1175	24	2194

## Team Box Score

No.	Player				Total		3-Point		F-Throw		Rebounds													
		GP-GS	MIN	AVG	FG-FGA	FG%	3FG-3FGA	3FG%	FT-FTA	FT%	OFF	DEF	TOT	AVG	PF	DQ	A	TO	BLK	STL	PTS	AVG		
5	MASHBURN, JR., Jamal	29-29	982:05	33.9	185-427	.433	44-132	.333	105-136	.772	7	74	81	2.8	51	1	63	60	4	17	519	17.9		
10	HOUSE, Jaelen	28-28	896:53	32.0	149-359	.415	44-137	.321	119-135	.881	13	85	98	3.5	78	2	123	94	9	60	461	16.5		
0	JENKINS, KJ	27-3	601:36	22.3	88-228	.386	55-154	.357	34-38	.895	14	71	85	3.1	58	2	22	19	0	13	265	9.8		
35	MUSCADIN, Gethro	12-9	245:34	20.5	40-82	.488	2-5	.400	30-39	.769	21	43	64	5.3	35	2	11	24	19	9	112	9.3		
21	ALLEN-TOVAR, Jay	29-14	701:39	24.2	97-198	.490	26-77	.338	29-45	.644	37	115	152	5.2	43	0	12	34	43	13	249	8.6		
13	JOHNSON, Javonté	29-26	809:44	27.9	75-163	.460	41-90	.456	30-43	.698	27	100	127	4.4	56	2	24	17	9	16	221	7.6		
24	TODD, Taryn	26-13	426:29	16.4	39-99	.394	7-29	.241	36-47	.766	19	43	62	2.4	52	3	21	19	15	22	121	4.7		
1	SINGLETON, Saquan	21-6	411:54	19.6	38-71	.535	3-10	.300	17-45	.378	16	45	61	2.9	50	1	30	26	7	19	96	4.6		
20	PATTERSON, Clay	2-0	12:27	6.2	4-7	.571	1-3	.333	0-0	.000	0	0	0	0.0	1	0	0	1	0	1	9	4.5		
4	KUAC, Emmanuel	6-1	106:34	17.8	10-20	.500	2-7	.286	3-6	.500	6	20	26	4.3	16	0	3	6	9	2	25	4.2		
2	FINO-A-LASELF, Safi	1-0	02:37	2.6	1-1	1.000	1-1	1.000	0-0	.000	0	3	3	3.0	0	0	0	1	0	0	3	3.0		
3	FORSLING, Sebastian	24-13	330:59	13.8	20-43	.465	0-6	.000	6-14	.429	30	28	58	2.4	50	1	11	18	9	5	46	1.9		
30	FRANCIS, Jeremiah	11-1	92:44	8.4	9-25	.360	2-10	.200	0-1	.000	3	7	10	0.9	3	0	16	2	2	1	20	1.8		
34	SECK, Birima	18-2	167:13	9.3	5-16	.313	0-2	.000	1-2	.500	10	37	47	2.6	32	1	8	6	5	2	11	0.6		
33	ARROYO, Jordan	9-0	61:31	6.8	1-5	.200	0-1	.000	0-1	.000	3	6	9	1.0	9	0	0	2	3	3	2	0.2		
Team											53	51	104					13						
Total		29	5850		761-1744	.436	228-664	.343	410-552	.743	259	728	987	34.0	534	15	344	342	134	183	2160	74.5		
Opponents		29	5850		786-1725	.456	189-584	.324	433-589	.735	296	802	1098	37.9	513	9	410	382	95	175	2194	75.7		

## Team Statistics

	UNM	OPP
<b>Scoring</b>	<b>2160</b>	<b>2194</b>
Points per game	74.5	75.7
Scoring margin	-1.2	-
<b>Field goals-att</b>	<b>761-1744</b>	<b>786-1725</b>
Field goal pct	.436	.456
<b>3 point fg-att</b>	<b>228-664</b>	<b>189-584</b>
3-point FG pct	.343	.324
3-pt FG made per game	7.9	6.5
<b>Free throws-att</b>	<b>410-552</b>	<b>433-589</b>
Free throw pct	.743	.735
F-Throws made per game	14.1	14.9
<b>Rebounds</b>	<b>987</b>	<b>1098</b>
Rebounds per game	34.0	37.9
Rebounding margin	-3.8	-
<b>Assists</b>	<b>344</b>	<b>410</b>
Assists per game	11.9	14.1
<b>Turnovers</b>	<b>342</b>	<b>382</b>
Turnovers per game	11.8	13.2
Turnover margin	+1.4	-
Assist/turnover ratio	1.0	1.1
<b>Steals</b>	<b>183</b>	<b>175</b>
Steals per game	6.3	6.0
<b>Blocks</b>	<b>134</b>	<b>95</b>
Blocks per game	4.6	3.3
<b>Winning streak</b>	<b>1</b>	<b>-</b>
Home win streak	1	-
<b>Attendance</b>	<b>147144</b>	<b>58749</b>
Home games-Avg/Game	17-8656	10-5875
Neutral site-Avg/Game	-	2-0

## Team Results

Date	Opponent		Score	Att.
11/10/2021	Fla. Atlantic	W	99-92	8553
11/13/2021	at Colorado	L	76-87	7115
11/15/2021	Grambling	W	86-61	8010
11/20/2021	Montana St.	W	81-78	9084
11/22/2021	Western N.M.	W	88-63	8047
11/25/2021	vs UAB	L	73-86	0
11/26/2021	vs Towson	L	58-73	0
11/30/2021	at New Mexico St.	W	101-94	6208
12/06/2021	New Mexico St.	Lot	76-78	13019
12/09/2021	Denver	W	87-67	8046
12/12/2021	UTEP	L	69-77	9044
12/19/2021	SMU	L	72-90	8394
12/21/2021	Norfolk St.	W	68-54	8105
01/01/2022	at Nevada	L	70-79	7224
01/08/2022	Utah St.	Lot	87-90	8338
01/11/2022	at UNLV	L	56-85	3860
01/15/2022	Boise St.	L	63-71	8279
01/19/2022	at Colorado St.	L	74-80	6516
01/22/2022	at Wyoming	L	91-93	5368
01/25/2022	Fresno St.	L	60-65	8033
01/28/2022	San Jose St.	W	86-70	8277
01/31/2022	at San Diego St.	L	47-72	10951
02/05/2022	at Air Force	W	91-77	2723
02/11/2022	Northern N.M.	W	78-46	8214
02/15/2022	Wyoming	W	75-66	8208
02/17/2022	Colorado St.	L	68-83	8404
02/20/2022	at San Jose St.	L	55-71	1682
02/22/2022	at Utah St.	L	56-81	7102
02/26/2022	Air Force	W	69-65	9089