

NEW MEXICO LOBOS

2021-22 MEN'S BASKETBALL



2021-22 SCHEDULE/RESULTS

NOVEMBER

5	NM HIGHLANDS (ex)	W, 101-72
10	FAU	W, 99-92
13	at Colorado	L, 76-87
15	GRAMBLING STATE	W, 86-61
20	MONTANA STATE	W, 81-78
22	WESTERN NEW MEXICO	W, 88-63
25	vs. UAB ^	L, 73-86
26	vs. Towson ^	L, 58-73
30	at New Mexico State	W, 101-94

DECEMBER

6	NEW MEXICO STATE	L, 76-78 (ot)
9	DENVER	W, 87-67
12	UTEP	L, 69-77
19	SMU	L, 72-90
21	NORFOLK STATE	W, 68-54
28	#20 COLORADO STATE *	PPD

JANUARY

1	at Nevada *	L, 70-79
8	UTAH STATE *	L, 87-90 (ot)
11	at UNLV *	L, 56-85
15	SAN DIEGO STATE *	PPD
15	BOISE STATE *	L, 63-71
19	at #23 Colorado State *	L, 74-80
22	at Wyoming *	L, 91-93
25	FRESNO STATE *	L, 60-65
28	SAN JOSE STATE *	W, 86-70
31	at San Diego State *	L, 47-72

FEBRUARY

5	at Air Force *	W, 91-77
11	NORTHERN NEW MEXICO	W, 78-46
15	#22 WYOMING *	W, 75-66
17	COLORADO STATE *	L, 68-83
20	at San José State *	L, 55-71
22	at Utah State *	L, 56-81
26	AIR FORCE *	Stadium 2:00
28	at Fresno State *	FS1 8:00

MARCH

5	UNLV *	FS1 9:00
9-12	at Mountain West Tournament %	

All times Mountain and subject to change

^ Continental Tires Las Vegas Invitational (Las Vegas, NV)




% Las Vegas, NV

COMMUNICATIONS

Steve Kirkland - Men's Basketball Contact

(434) 825-5241 cell
kirkland@unm.edu email
@skirkland14

GAME #29 | FEB. 26, 2022 | THE PIT | ALBUQUERQUE, NM

	NEW MEXICO LOBOS 11-17 3-11 MW	RICHARD PITINO Providence '05		96.3 NEWS RADIO KKB
	AIR FORCE FALCONS 10-16 3-12 MW	JOE SCOTT Princeton '87	STADIUM/MW NETWORK LOBO RADIO NETWORK	Play by Play: Robert Portnoy Analyst: Hunter Greene
		Overall: 170-154 10th School: 11-17 1st		
		Overall: 250-276 10th School: 66-99 6th		

GOLOBOS.COM



@UNMLOBOBMB

#GOLOBOS

LOBOS RETURN HOME IN SEARCH OF SWEEP OF AIR FORCE

- New Mexico return home to host Air Force on Saturday
- The Lobos are looking to sweep the season series with the Falcons, their first season sweep since 2019-20 (Wyoming) and their first sweep of the Falcons since 2012
- With a win, the Lobos would double its win total from last season (six), the first time UNM would double its previous season's win total since 1963 (16 wins after six in 1962)
- With a win, the Lobos would also double its Mountain West win total from last season (two), the first time UNM would double its previous season's MW win total since 2008 (11 wins after four in '07)

SERIES HISTORY

- New Mexico leads the series 63-25
- The Lobos lead 36-4 in Albuquerque, including 36-2 at The Pit
- UNM has won the last 11 meetings at The Pit, with the Falcons' last road win in the series coming in 2007
- The teams have split the last four games, all at Clune Arena

LOBOS VS. FALCONS

Overall:	63-25
Home:	36-4 (36-2 Pit)
Streak:	W1
Last Game:	W, 91-77^ (2/5/22)
Last Home:	W, 84-78 (1/11/20)

THE FIRST MEETING

- New Mexico led wire-to-wire to down Air Force 91-77 on Feb. 5 in Colorado Springs
- Jaelen House scored a career-high 42 points, the most allowed by Air Force since 1995
- The Lobos' 91 points are a season-high for an Air Force opponent

UPCOMING MILESTONES

- Jamal Mashburn, Jr. is five points away from 500 this season (last Lobo-Elijah Brown-2017)
- Jaelen House is two steals away from 60 this season (last Lobo-Mark Walters-2006)
- Jaelen House is eight free throws away from 120 this season (last Lobo-Elijah Brown-2017)
- Jay Allen-Tovar is five blocks away from 45 this season (last Lobo-Joe Furstinger-2018)

POSSIBLE STARTERS

No.	Pos.	Name	Yr.	Ht. / Wt.	PPG	RPG	Of Note
5	G	Jamal Mashburn, Jr.	So.*	6-2 / 185	17.7	2.8	11 20-point games this season
10	G	Jaelen House	Jr.*	6-0 / 165	16.5	3.5	Four 30-point games this season
21	F	Jay Allen-Tovar	Jr.*	6-9 / 220	8.6	5.0	Career-high 25 pts (10-14 FG) at Wyoming
13	G	Javontè Johnson	So.*	6-6 / 200	7.5	4.4	Career-high 23 pts (7-9 3FG) vs Utah State
1	G	Saquan Singleton	Sr.*	6-6 / 190	4.7	3.0	14 pts (6-7 FG) at Nevada

KEY RESERVES

No.	Pos.	Name	Yr.	Ht. / Wt.	PPG	RPG	Of Note
0	G	K.J. Jenkins	R-Jr.*	6-2 / 175	10.0	3.0	Career-high 26 points at UNLV
24	G	Taryn Todd	R-So.*	6-5 / 180	4.8	2.4	16 points and four blocks vs. Grambling
3	C	Sebastian Forsling	Fr.	7-0 / 250	1.9	2.4	Career-high seven points vs. Denver
30	G	Jeremiah Francis III	Jr.*	6-1 / 200	1.8	0.9	Career-high 19p vs. Fresno St in '21 MWT
34	F	Birima Seck	Fr.	6-11 / 200	0.6	2.6	MW highs of four points & five rebs. at USU
33	F	Jordan Arroyo	Sr.*	6-7 / 225	0.2	1.0	Three career starts

* has a super senior year available due to COVID

HEAD COACH RICHARD PITINO



1st Season at New Mexico

COACHING RECORD

Year	School	Overall	Conf.
2013	FIU	18-14	11-9
2014	Minnesota	25-13	8-10
2015	Minnesota	18-15	6-12
2016	Minnesota	8-23	2-16
2017	Minnesota	24-10	11-7
2018	Minnesota	15-17	4-14
2019	Minnesota	22-14	9-11
2020	Minnesota	15-16	8-12
2021	Minnesota	14-15	6-14
2022	New Mexico	11-17	3-11
TOTALS		170-154	68-116

NOTABLE

- Led Minnesota to the 2014 NIT Championship
- Led Minnesota to two NCAA Tournament appearances
- 2017 Big Ten Coach of the Year
- 2017 NABC District 7 Coach of the Year
- 18 wins over ranked teams in eight seasons at Minnesota
- Led FIU to 10-win improvement and first winning seasons in 12 years in 2012-13 in first season as a head coach
- Five NCAA appearances in seven years as an assistant coach
- While on his father's staff at Louisville, the Cardinals reached the 2012 Final Four, the Elite Eight in 2008 and 2009 and won two Big East Championships
- While on Billy Donovan's staff at Florida, the Gators reached the Elite Eight in 2011 and won one SEC Regular Season Title
- He and father, Rick (Iona), are the only father-son duo to be current Division I head coaches

COACHES WITH AT LEAST ONE AP RANKED WIN IN EACH YEAR SINCE 2015

Dana Altman • Rick Barnes • Chris Beard
 Tony Bennett • Mick Cronin • Scott Drew
 Mark Few • Greg Gard • Leonard Hamilton
 Chris Holtmann • Bob Huggins • Tom Izzo
 Mike Krzyzewski • Greg McDermott • Matt Painter
Richard Pitino • Bill Self • Bruce Weber
 Mike White • Jay Wright

STATISTICAL IMPROVEMENT

- New Mexico has not only improved its record this season, it has improved its NET, KenPom Adjusted Offensive Rating and most other offensive categories, including all three shooting percentages (FG, 3FG, FT) and its turnover margin
- UNM only had one player average double figure scoring last season in conference play (Makuach Maluach - 15.6 ppg), but have four this season (Jaelen House - 16.9 ppg; Jamal Mashburn, Jr. - 16.8 ppg; KJ Jenkins - 10.4 ppg, Jay Allen-Tovar - 10.4 ppg)

SEASON COMPARISON

Stat	2020-21	2021-22
Record	6-16	11-17
NET	303	165
PPG	65.3	74.7
KenPom AdjO	91.6	107.7
FG%	.413	.438
3FG%	.275	.349
FT%	.599	.738
TO Margin	-1.27	+1.29

LAST TIME OUT

- The Lobos suffered an 81-56 loss at Utah State on Tuesday
- Jamal Mashburn, Jr. scored 13 points to lead the Lobos, while KJ Jenkins had 12 points and Jay Allen-Tovar had 11 points
- UNM shot 30% (3-10) from the free throw line, the third-lowest percentage in program history

FIVE FOR 20

- The Lobos have five players (Allen-Tovar, House, Jenkins, Johnson, Mashburn) that have posted a 20-point game in Mountain West play this season
- UNM is tied with Boise State for the most players to accomplish the feat this season

MOVING ON UP!

- The Lobos enter the game ranked No. 159 in KenPom, up 128 spots from their preseason rank of No. 287
- New Mexico is the eighth highest mover in KenPom from the preseason ranking to current ranking
- The Lobos have moved up 65 spots (from 224) since the start of Mountain West play
- In the NET, the Lobos are No. 165 after finishing last season at No. 303 in the NET

TOP KENPOM MOVERS UP

Towson	+174	(73/247)
Middle Tenn.	+174	(98/272)
Portland	+145	(185/330)
Long Beach St.	+144	(150/294)
South Alabama	+139	(128/267)
Wyoming	+132	(51/183)
Southern	+132	(187/319)
New Mexico	+128	(159/287)
Norfolk State	+122	(184/306)

LOBOS FROM DEEP

- In Mountain West play, the Lobos lead the conference by shooting 37.3 percent from deep in Mountain West games and are second in the league at 8.6 3-pointers per game
- The Lobos have made at least 10 3-pointers in five Mountain West games after reaching that mark just twice in 14 non-conference games
- New Mexico made double-digit threes in three straight games (Boise State, at Colorado State, at Wyoming) for the first time since 2018-19
- UNM has shot at least 40 percent from deep in 11 games this season (only twice last season)
- Against Utah State on Jan. 8, UNM shot 17-of-34 from 3-point range, T-5th most threes in a game in program history
- Last season Makuach Maluach led UNM with 24 3-pointers, but five Lobos have already eclipsed that mark this season (Jenkins-55, Mashburn-44, House-43, Johnson-40, Allen-Tovar-26)

LIFE IN THE FAST LANE

- New Mexico ranks 23rd in the nation in adjusted tempo per KenPom at 71.4 possessions per game
- UNM has had at least 70 possessions in 19 of 28 games this season
- The Lobos' have had at least 75 possessions in 10 games this season

MEDIA SCHEDULE

FEB. 26 Saturday	FEB. 27 Sunday	FEB. 28 Monday	MAR. 1 Tuesday	MAR. 2 Wednesday	MAR. 3 Thursday	MAR. 4 Friday
GAMEDAY vs. Air Force 2:00 pm		GAMEDAY at Fresno St 8:00 pm MT	GAMEDAY at Utah State 8:00 pm		LOBO TALK 7-8 pm KKOB Radio Revel	



RANKINGS

ASSOCIATED PRESS (2/21)

1	Gonzaga (61)	23-2	1525
2	Arizona	24-2	1461
3	Auburn	24-3	1313
4	Purdue	24-4	1299
5	Kansas	22-4	1297
6	Kentucky	22-5	1248
7	Duke	23-4	1146
8	Villanova	21-6	1071
9	Texas Tech	21-6	1066
10	Baylor	22-5	984
11	Providence	22-3	910
12	UCLA	19-5	802
13	Wisconsin	21-5	735
14	Houston	22-4	734
15	Illinois	19-7	666
16	USC	23-4	586
17	Tennessee	19-7	580
18	Arkansas	21-6	502
19	Murray State	26-2	371
20	Texas	19-8	349
21	UConn	19-7	340
22	Ohio State	16-7	320
23	Saint Mary's	22-6	148
24	Alabama	17-10	63
25	Iowa	18-8	59

Others receiving votes: Michigan State 58, Rutgers 35, **Wyoming 24**, **Boise State 22**, Davidson 19, **San Diego State 14**, South Dakota State 13, LSU 13, Marquette 12, Wake Forest 11, **Colorado State 10**, Belmont 5, Notre Dame 4, **SMU 3**, Xavier 2, North Texas 2, Wagner 1, Vermont 1, Creighton 1

COACHES (2/21)

1	Gonzaga (32)	23-2	800
2	Arizona	24-2	757
3	Kentucky	22-5	682
4	Auburn	24-3	669
5	Kansas	22-4	658
6	Duke	23-4	652
7	Purdue	24-4	643
8	Villanova	21-6	546
9	Texas Tech	21-6	534
10	Providence	22-3	511
11	Baylor	22-5	509
12	Wisconsin	21-5	434
13	UCLA	19-5	394
14	Illinois	19-7	375
15	Houston	22-4	333
16	USC	23-4	325
17	Tennessee	19-7	311
18	Arkansas	21-6	211
19	Ohio State	16-7	179
20	UConn	19-7	170
21	Murray State	26-2	163
22	Texas	19-8	151
23	Saint Mary's	22-6	75
24	Michigan State	18-8	72
25	Alabama	17-10	46

Others receiving votes: **Wyoming 34**, Marquette 31, Wake Forest 26, Iowa 19, Rutgers 17, Notre Dame 17, Creighton 12, **Boise State 12**, **Colorado State 11**, **SMU 5**, Davidson 4, **San Diego State 4**, Miami 3, Seton Hall 2, North Texas 2, San Francisco 1

2021-22 Opponents in Bold

MASHBURN'S 25 GAMES

- Jamal Mashburn, Jr. had four 25-point games in non-conference play, becoming the fifth Lobo in the last 40 years to post at least four 25-point games in a season in non-conference play
- His five 25-point games this season overall are the most by a Lobo since Elijah Brown had seven in 2016-17

MASHBURN LEADING BY EXAMPLE

- Jamal Mashburn, Jr. leads the team in scoring at 17.7 points per game and has scored in double-figures in 27 of 28 games this season
- Mashburn has 11 20-point games this season, the most by a Lobo since Elijah Brown had 13 in 2016-17
- He is one of two Mountain West players to score in double figures in every conference game this season (Bryce Hamilton-UNLV)

30 FOR HOUSE

- Jaelen House has four 30-point games this year, most by a Lobo since Elijah Brown had six in 2015-16
- With 42 at Air Force (Feb. 5) and 34 vs. Wyoming (Feb. 15), he became the second Lobo in history to have at least 30 points in consecutive Mountain West games (Ruben Douglas - 2003)
- His 76 points in those contests were the most by a Mountain West player in consecutive conference games since 2011 when BYU's Jimmer Fredette had a combined 82 in the semifinals and finals of the conference tournament

WHEN THE HOUSE IS ON FIRE

- Jaelen House has had the Mountain West season-best performance in four different categories this season
- His 42 points at Air Force on Feb. 5 is tied for the highest scoring game in the MW this season, as he made a MW-high 15 FGs
- His 13 assists vs. San Jose State on Jan. 28 are the most by a MW player this year
- His eight steals vs. Grambling State on Nov. 15 are the most by a MW player this year

HOUSE SCORES ... HOUSE PASSES

- Jaelen House is one of two players in the nation this season with a 42-point scoring game and a 13-assist game this season (Tavian Dunn-Martin of Florida Gulf Coast)
- He is one of six players nationally to reach both those marks in the same season over the past decade (Dunn-Martin this season, Jalen Pickett-Siena, 2018-19; Trae Young-Oklahoma, 2017-18; A.J. English-Iona, 2015-16; Russ Smith-Louisville, 2013-14)
- House had his first career double-double with 18 points and a career-high 13 assists vs. San Jose State on Jan. 28 (The first time in New Mexico history a player has had at least 18 points with 13 assists)

THAT'S HOW YOU MAKE AN ENTRANCE

- Jaelen House made a statement in his first game as a Lobo, scoring 30 points in the season opener vs. FAU on Nov. 10
- House's 30 points are tied for second most by a player in his first game for the Lobos
- He becomes the seventh Lobo in history to score 30 points in a season opener, the first to accomplish the feat since Lamont Long had 31 points in the 1997-98 season-opening win over USC
- House shot 10-19 from the floor, including 3-5 from deep, and was 7-10 from the line

25-PT GAMES - NON-CONF (LAST 40 YR)

7	Ruben Douglas (2002-03)
5	Lamont Long (1998-99)
4	Jamal Mashburn, Jr. (2021-22)
4	Hunter Greene (1987-88)
4	Kelvin Scarborough (1986-87)

HOUSE'S MW SEASON-BESTS

Pts (tied)	42 at Air Force (2/5/22)
FGs	15 at Air Force (2/5/22)
Assists	13 vs. SJSU (1/28/22)
Steals	8 vs. Grambling (11/15/21)

MOST PTS IN UNM DEBUT

35	Vladimir McCrary vs. UTA, 11/23/90
30	Jaelen House vs. FAU, 11/10/21
30	Canonchet Neves vs. NM Highlands 12/1/92
30	Steve Logan vs. Idaho St, 11/22/91

MOST PTS IN SEASON OPENER

35	Vladimir McCrary vs. UTA, 11/23/90
31	Lamont Long vs. USC, 11/11/97
31	Ron Becker vs. CSUN, 12/1/69
30	Jaelen House vs. FAU, 11/10/21
30	Canonchet Neves vs. NM Highlands 12/1/92
30	Steve Logan vs. Idaho St, 11/22/91
30	Mel Daniels vs. Midwestern St, 12/1/65

QUICK FACTS

THE UNIVERSITY OF NEW MEXICO

Location	Albuquerque, N.M.
Founded	1889 by Territorial Legislature
Enrollment	22,225
Nickname	Lobos
Colors	Cherry (PMS 200) & Silver (PMS 428)
Conference	Mountain West
National Affiliation	NCAA Division I

President	Dr. Garnett S. Stokes
Director of Athletics	Eddie Nuñez
Deputy A.D. for External	Dave Williams
Deputy A.D. for Internal/SWA	Janice Ruggiero
Faculty Representative	Karen Gaudreault, Ph.D
Facility	The Pit
Capacity	15,411
Age	Built in 1966 (Renovated in 2009-10)

DOUBLE TIME

DOUBLE-DOUBLES

	2021-22	CAREER	STREAK
Jay Allen-Tovar	1	1	-
Javonte Johnson	1	1	-
Jaelen House	1	1	-
Saquan Singleton	-	3	-

DOUBLE FIGURE POINTS

	2021-22	CAREER	STREAK
Jamal Mashburn, Jr.	27	39%	17
Jaelen House	19	26	-
Jay Allen-Tovar	13	13	6
KJ Jenkins	12	12	1
Javonte Johnson	10	11	-
Saquan Singleton	3	10	-
Taryn Todd	3	5	-
Emmanuel Kuac	1	1	-
Jeremiah Francis III	-	8%	-

DOUBLE FIGURE REBOUNDS

	2021-22	CAREER	STREAK
Jay Allen-Tovar	3	3	-
Sebastian Forsling	1	1	-
Javonte Johnson	1	1	-
Birima Seck	1	1	-
Saquan Singleton	-	2	-

BIG TIME PERFORMANCES

20-POINT GAMES

	2021-22	CAREER	STREAK
Jamal Mashburn, Jr.	11	11	-
Jaelen House	7	9%	-
KJ Jenkins	3	3	-
Javonte Johnson	1	1	-
Jay Allen-Tovar	1	1	-

30-POINT GAMES (40 Point Games)

	2021-22	CAREER	STREAK
Jaelen House	4 (1)	4 (1)	-

10-ASSIST GAMES

	2021-22	CAREER	STREAK
Jaelen House	1	1	-
Saquan Singleton	-	2	-

% Career totals include games at previous schools
(NCAA Division I)

COUNT IT ... AND THE FOUL!

AND ONES...

	2021-22	CAREER ^A
Jaelen House	11	11
Jamal Mashburn, Jr.	8	8
Saquan Singleton	5	10
Jay Allen-Tovar	4	4
Javonte Johnson	3 (1)	5 (1)
Taryn Todd	3	3
KJ Jenkins	2 (1)	2 (1)
Sebastian Forsling	1	1
Jeremiah Francis III	-	2

* made FG while fouled, followed by a made FT
(#) four-point plays

^A UNM career only

KJ THE SUPER SUB

- KJ Jenkins is averaging 10.0 points per game this season
- He is the only player in the Mountain West this season to score at least 200 points off the bench
- Jenkins has three 20-point games off the bench (leads the Mountain West)
- His 26-point game at UNLV was the most points by a Lobo off the bench since Elijah Brown scored 33 off the bench at San Jose State in 2016
- He leads the Lobos with 55 3-pointers this season

THREE AND D FROM JAT

- Jay Allen-Tovar is the only Mountain West player and one of 14 players nationally to have at least 40 blocks and make at least 25 3-pointers this season
- He is just the third Lobo to accomplish that feat, joining Danny Granger (2004-05) and Kenny Thomas (1997-98 & 1998-99)

ALLEN-TOVAR FROM THE START

- In the last 11 games since entering the starting lineup, Jay Allen-Tovar is averaging 12.3 points per game, shooting 58.5% (55-94) from the floor and 50.0% (16-32) from deep
- Allen-Tovar had a career-high 25 points at Wyoming on Jan. 22 and career-high four blocks at Air Force on Feb. 5

JAVONTE EN FUEGO

- Sophomore wing Javonte Johnson leads the Lobos in 3-point percentage (.465) this season
- He is shooting 45.2 percent (19-42) from deep in Mountain West play
- Against Utah State on Jan. 8, he made 7-of-9 3-pointers, the most threes in a game by a Lobo since 2018-19 (Anthony Mathis vs. Colorado) and the most made in a conference game this year

SINGLETON RETURNS

- Senior guard Saquan Singleton, the Lobos' top returning scorer/rebounder/assist leader, returned to lineup on Nov. 25 against UAB after missing eight weeks when a heart abnormality was discovered in October upon returning from an illness
- Singleton was one of two Lobos to start every game last season, averaging 8.0 points and 4.5 rebounds per game, while leading the team with 75 assists
- At Nevada, he scored a season-high 14 points on 6-7 FGs, matching his conference career high
- He missed three games with a toe injury before returning against San Jose State on Jan. 28

WIN TOTAL ECLIPSED

- The Lobos have already had a five-win improvement this season from last (11 wins after six)
- Richard Pitino has eclipsed the previous year's win total in his first season at each school of his career (FIU, Minnesota, UNM)
- At FIU, he led a 10-win improvement in his first season as a head coach
- At Minnesota, he led a four-win improvement in his first season at the school

MAKE IT 80s NIGHT

- 80 has been the magic number for the Lobos this season
- UNM is 8-2 this season when scoring at least 80 points (8-1 when scoring 80 in regulation) and 3-15 this season when scoring less than 80 points

BLOCK PARTY

- New Mexico is second in the Mountain West with 4.6 blocks per game
- Individually, Jay Allen-Tovar is third in the conference at 1.4 per game
- The school record for blocks/game for a season is 4.1, set in 2015-16

MISSING LOBOS

- UNM has had 33 man-games lost due to injury/illness this season (Kuac-22, Singleton-8, Jenkins-2, House-1)
- Emmanuel Kuac suffered a season-ending leg injury on Jan. 8 against Utah State
- The Lobos have missed at least one player due to injury in all but four games this season

SEASON RECORD BOOK

SEASON STEAL LEADERS

Rk.	Player	Year	Stl
1.	Hunter Greene	1986-87	84
2.	Kelvin Scarborough	1984-85	80
3.	Kelvin Scarborough	1986-87	78
4.	Phil Smith	1983-84	77
5.	Hunter Greene	1987-88	70
6.	Gabe Nava	1973-74	69
7.	Charles Smith	1995-96	66
8.	Danny Granger	2004-05	63
9.	Mark Walters	2005-06	62
	Willie Banks	1991-92	62
11.	Mont Long	1999-00	61
	Willie Banks	1990-91	61
13.	Jaelen House	2021-22	58
14.	Wayland White	2000-01	57
15.	Steve Logan	1992-93	56
	Darrell McGee	1988-89	56

SEASON FT% LEADERS (min 2FT/G)

Rk.	Player	Year	FT-FTA	Avg.
1.	Rob Robbins	1989-90	101-108	.935
2.	Rob Robbins	1988-89	77-84	.917
3.	Anthony Mathis	2018-19	87-98	.888
4.	Jaelen House	2021-22	112-128	.875
5.	Tommy Roberts	1971-72	118-135	.874
6.	Elijah Brown	2015-16	217-255	.851
7.	Rob Robbins	1990-91	73-86	.849
8.	Marlow White	1994-95	93-110	.845
9.	Tony Snell	2012-13	86-102	.843
10.	Pat King	1974-75	91-108	.843
11.	Ruben Douglas	2002-03	253-301	.841
12.	Ruben Douglas	2001-02	140-167	.838
13.	Dan Darrow	1952-53	141-169	.834
14.	Javin Tindall	2003-04	64-77	.831
15.	Elijah Brown	2016-17	182-220	.827
16.	Jamaal Smith	2006-07	66-80	.825
17.	Jim Howard	1965-66	70-85	.824
	Chad Toppert	2008-09	75-91	.824
19.	Ron Nelson	1967-68	120-146	.822
20.	Luc Longley	1989-90	161-196	.821
	Bob Martin	1956-57	101-123	.821

SEASON 3FG% LEADERS (min 13FG/G)

Rk.	Player	Year	3FG-3FGA	Avg.
1.	Royce Olney	1997-98	80-156	.513
2.	Rob Robbins	1988-89	83-169	.491
3.	Tim Lightfoot	2001-02	39-80	.488
4.	Jamaal Smith	2007-08	38-78	.487
5.	Chad Toppert	2007-08	85-177	.480
6.	Anthony Mathis	2017-18	98-207	.473
7.	Javonte Johnson	2021-22	40-86	.465
8.	Chad Toppert	2006-07	85-183	.464
9.	Ike Williams	1992-93	71-155	.458
10.	Troy DeVries	2004-05	93-206	.451
11.	Ruben Douglas	2001-02	66-147	.449
12.	Troy DeVries	2003-04	54-121	.446
13.	Phillip McDonald	2011-12	47-107	.439
14.	Royce Olney	1995-96	38-87	.437
15.	Canonchet Neves	1992-93	47-108	.435
16.	Willie Banks	1991-92	33-76	.434
17.	Danny Granger	2004-05	45-104	.433
18.	Greg Brown	1992-93	51-119	.429
19.	Kelly Graves	1986-87	71-166	.428
20.	Kevin Henry	1998-99	102-239	.427

PITINO IN YEAR ONE

- Richard Pitino has continued a trend of successful first seasons at a school
- In his first season at FIU in 2012-13, the Panthers had a 10-win improvement from the previous year and their first winning season in 12 years
- In his first season at Minnesota in 2013-14, the Golden Gophers won the NIT and posted their first 25-win season in 17 years
- Pitino has already led the Lobos to more five wins this season than the program had last year

THREE CAPTAINS FOR 2021-22

- Three Lobos were voted tri-captains for the 2021-22 season: Saquan Singleton, Jamal Mashburn, Jr., and KJ Jenkins
- Singleton is the Lobos' top-returning scorer and rebounder, while Mashburn and Jenkins are in their first season at UNM after transferring from Minnesota and Kilgore College, respectively

ARROYO AND PATTERSON AWARDED SCHOLARSHIPS

- Seniors Jordan Arroyo and Clay Patterson were awarded scholarships for the remainder of the 2022 season, Richard Pitino announced on Feb. 24
- Each has been a walk-on in the program since the 2018-19 season and are natives of the Albuquerque area (Arroyo-Atrisco Heritage Academy; Patterson-Rio Rancho HS)

HISTORIC OPENING NIGHT LINEUP

- In the season-opener against FAU, the Lobos started five newcomers in Jamal Mashburn, Jr., Jaelen House, Jay Allen-Tovar, Taryn Todd and Birima Seck
- It was the first time in school history that UNM's starting lineup in the season opener was comprised of five players who were not on the roster the year before

YOU CAN GO HOME AGAIN

- The season opener against FAU was UNM's first regular season game in The Pit since Feb. 29, 2020, a span of 621 days
- It was the longest gap between home games for New Mexico since a 727 day gap from February 5, 1920 to Feb. 1, 1922 when the Lobos didn't field a team during the 1921 season
- The Lobos did not play a single game in the state of New Mexico during the 2020-21 season due to the COVID-19 pandemic, playing 11 road games and 11 neutral site games
- New Mexico will play 18 regular season games this season at The Pit

LOBOS SIGN THREE FOR 2022

- New Mexico signed three players to its 2022 recruiting class
- Guards Braden Appelhans (Blue Springs, Mo.) and Donovan Dent (Corona, Calif.) and forward Quinton Webb (San Bernardino, Calif.) will join the Lobos this summer
- All three players are three-star recruits by 247Sports and Rivals and ranked among the top 300 players in this year's class

UP NEXT

- New Mexico plays their final regular season road game on Monday as it visits Fresno State
- Game time at Save Mart Center is 8 p.m. MT (7 p.m. PT) and will air on FS1

2021-22 ROSTER

NO.	PLAYER	POS.	YR.	HT.	HOMETOWN	PPG	RPG	OTHER	MINUTES
0	KJ JENKINS	G	R-Jr.*	6-2	Atlanta, Ga.	10.0	3.0	55 3FG	22.1
• Had 26 points at UNLV, most by a Lobo off the bench in six years (Jan. 11)									
1	SAQUAN SINGLETON (SAY-qwan)	G	Sr.*	6-6	Bronx, N.Y.	4.7	3.0	1.5 apg	19.5
• Matched a Mountain West career high with 14 points (6-7 FG) at Nevada (Jan. 1)									
2	SAFI FINO-A-LASELF (saw-FEE fee-NO-ah-la-SELF)	G	Jr.*	5-11	Las Cruces, N.M.	3.0	3.0	-	3.0
• Had three points and three rebounds in Lobo debut vs. Northern New Mexico (Feb. 11)									
3	SEBASTIAN FORSLING	C	Fr.	7-0	Floda, Sweden	1.9	2.4	0.4 bpg	14.2
• Season-high seven points vs. Denver (Dec. 9)									
4	EMMANUEL KUAC (kwatch)	F	Jr.*	6-7	Calgary, Alb.	4.2	4.3	1.5 bpg	17.8
• Will miss the rest of the season after suffering a leg injury vs. Utah State (Jan. 8)									
5	JAMAL MASHBURN, JR.	G	So.*	6-2	Miami, Fla.	17.7	2.8	2.2 apg	33.7
• Five 25-point games this season									
10	JAELEN HOUSE	G	Jr.*	6-0	Phoenix, Ariz.	16.5	3.5	4.5 apg	31.8
• First career double-double with 18 points and 13 assists vs. San Jose State (Jan. 28)									
13	JAVONTÉ JOHNSON (juh-VAHN-tay)	G	So.*	6-6	Colorado Springs, Colo.	7.5	4.4	47% 3FG	27.8
• Career-high 23 points (7-9 3FG) vs. Utah State (Jan. 8)									
20	CLAY PATTERSON	G	R-Sr.*	6-1	Rio Rancho, N.M.	4.5	0.0	-	6.0
• Career-high five points vs. Western New Mexico (Nov. 22)									
21	JAY ALLEN-TOVAR (toe-VAR)	F	Jr.*	6-9	San Jose, Calif.	8.6	5.0	1.4 bpg	24.0
• Scored career-high 25 points (10-14 FG) at Wyoming (Jan. 22)									
24	TARYN TODD	G	R-So.*	6-5	Vaughan, Ont.	4.8	2.4	0.9 spg	16.9
• Career-high 16 points and four blocks vs. Grambling State (Nov. 15)									
30	JEREMIAH FRANCIS III	G	Jr.*	6-1	Columbus, Ohio	1.8	0.9	1.5 apg	8.4
• Career-high 19 points vs. Fresno State in '21 Mountain West Tournament									
33	JORDAN ARROYO	F	Sr.*	6-7	Albuquerque, N.M.	0.2	1.0	0.3 bpg	6.8
• Three career starts over his first three seasons									
34	BIRIMA SECK (birr-EE-ma)	F	Fr.	6-11	Dakar, Senegal	0.6	2.6	0.3 bpg	9.6
• Mountain West highs of four points and five rebounds at Utah State (Feb. 22)									

Head Coach	Richard Pitino	1st Season / Providence, 2005
Assistant Coach	Andy Hill	1st Season / Eastern Washington, 2000
Assistant Coach	Isaac Chew	1st Season / Avila, 1999
Assistant Coach	Eric Brown	1st Season / CSUN, 1998
Special Assistant to the Head Coach	Dan McHale	3rd Season / Kentucky, 2001
Strength & Conditioning Coach	Matthew Flores	1st Season / Arizona State, 2012
Video Coordinator	Robert Edwards	2nd Season / Nebraska, 2016
Administrative Assistant	Peyton Stephens	1st Season / Texas A&M, 2019
Sports Medicine	Aaron Estes	2nd Season / Alabama, 2020
Communications	Steve Kirkland	1st Season / Penn State, 2001

* has a super senior year available due to COVID

THE LAST TIME

A NEW MEXICO PLAYER...

- **Scored 30 points:** Jaelen House (34) vs. Wyoming (2/15/22)
- **Scored 35 points:** Jaelen House (42) at Air Force (2/5/22)
- **Scored 40 points:** Jaelen House (42) at Air Force (2/5/22)
- **Two players with 20 points:** Jaelen House (42) and Jamal Mashburn, Jr. (20), at Air Force (2/5/22)
- **Two players with 25 points:** Vance Jackson (25) & JaQuan Lyle (25) at San Jose State (1/1/20)
- **Three players with 20 points:** Corey Manigault (28), Zane Martin (23) & Vance Jackson (20) vs. Wyoming (2/8/20)
- **20-point game off the bench:** KJ Jenkins (26) at UNLV (1/11/22)
- **20-points in one half:** Jaelen House (22²) vs. Wyoming (2/15/22)
- **A player with back-to-back 30-point games:** Ruben Douglas (2/24/03-3/1/03)
- **One player scored in double figures:** at Air Force (2/24/21)
- **No players scored in double figures:** at Boise State (12/23/20)
- **Five players scored in double figures:** vs. San Jose State (1/28/22)
- **All five starters scored in double figures:** at UNLV (1/18/20)
- **Six players scored in double figures:** Wyoming (1/19/19)
- **Had 15 rebounds:** Carlton Bragg (17) vs. New Mexico State (12/14/19)
- **Had 20 rebounds:** Carlton Bragg (20) at Wyoming (3/9/19)
- **Two players with 10 rebounds:** Gethro Muscadin (11) & Jay Allen-Tovar (10) vs. Denver (12/6/21)
- **Double-Double:** Jaelen House vs. San Jose State (1/28/22)
- **Two players had a double-double:** Makuach Maluach & Bayron Matos vs. LeTourneau (12/17/20)
- **Three players had a double-double:** Corey Manigault, Zane Martin & Vance Jackson (20) vs. Wyoming (2/8/20)
- **Double-Double with points and assists:** Jaelen House vs. San Jose State (1/28/22)
- **Four Double-Doubles in a row:** Joe Furstinger (12/19/17-12/30/17)
- **Triple-Double:** Luc Longley vs. Penn State (3/28/90) NIT
- **20 points and 20 rebounds:** Carlton Bragg (22/20) at Wyoming (3/9/19)
- **10 assists:** Jaelen House (13) vs. San Jose State (1/28/22)
- **5 Blocked Shots:** Joe Furstinger (5) vs. Boise State (2/18/17)
- **5 Steals:** Jaelen House (6) vs. Colorado State (2/17/22)
- **Led UNM in Points, Rebounds and Assists:** Makuach Malauch at Fresno State (1/30/21)
- **Hit a last second shot to win a game (1.0 or later):** Anthony Mathis at CSUN (11/6/18), 3-pointer with 0.3 left to win 87-84
- **Played the entire game:** Jaelen House at Air Force (2/5/22)
- **Played 40 or more minutes:** Jaelen House (42) at Air Force (2/5/22)

NEW MEXICO TEAM...

- **Won in Overtime:** 95-86 vs. Fresno State (3/3/18)
- **Lost in Overtime:** 87-90 vs. Utah State (1/8/22)
- **Played Two Overtimes:** W, 97-73 (2ot) vs. UAB (11/21/13)
- **Played Three Overtimes:** W, 104-99 (3ot) vs. Fresno State (3/8/96) WAC
- **Shot 70 percent for a Half:** 73.3 (22-30)², vs. Houston Baptist (12/22/19)
- **Shot 60 percent in a Game:** 64.1 (41-64) vs. Houston Baptist (12/22/19)
- **Shot less than 30 percent in a Game:** 26.8 (15-56) vs. Utah State (1/6/21)
- **Shot 90 percent from the free throw line:** 100.0 (9-9) vs. Northern NM (2/11/22)
- **Shot 50 percent from 3-point line:** 50.0 (8-16) at Air Force (2/5/22)
- **Shot less than 30 percent in a half:** 28.6 (8-28)¹, at San Jose State (2/20/22)
- **Shot less than 20 percent in a half:** 19.2 (5-26)¹, vs. Utah State (1/6/21)
- **Shot 55 percent or better and lost:** 59.6 (31-52) vs. New Mexico State (11/17/18)
- **Attempted 50 FTs:** 52 at UTEP (1/2/08)
- **Made 30 FTs:** 35 at New Mexico State (11/30/21)
- **Made 10 3-pt FGs:** 10, vs. San Jose State (1/28/22)
- **Failed to make a 3-pt FG:** vs. Washington State (12/25/15)
- **Had 50 rebounds:** 79, vs. LeTourneau (12/17/20)
- **Had 25 assists:** 26, vs. San Jose State (1/23/21)
- **Had 15 steals:** 17, vs. McNeese (11/16/19)
- **Had 10 blocks:** 10, vs. Western New Mexico (11/22/21)
- **Scored 50 pts in a half:** 57², at Wyoming (1/22/22)
- **Scored 60 pts in a half:** 61², vs. Houston Baptist (12/22/19)
- **Scored 100 pts (MW):** 108, at Colorado State (2/28/18)
- **Scored 100 pts (non-conf):** 101, at New Mexico State (11/30/21)
- **Scored under 20 pts in 1st half:** 19, at Fresno State (1/28/21)
- **Scored under 20 pts in 2nd half:** 18, at UNLV (1/18/21)
- **Scored under 50 pts in a game:** 46, at UNLV (1/18/21)
- **Never trailed:** at Air Force (2/5/22)

AN OPPOSING PLAYER...

- **Scored 30 points:** David Roddy (31), Colorado State (2/17/22)
- **Scored 35 points:** Bryce Hamilton (35), UNLV (1/18/20)
- **Scored 40 points:** Jordan Caroline (45), Nevada (1/7/17)
- **Two players with 20 points:** Souley Boum (26) & Keonte Kennedy (22), UTEP (12/12/21)
- **Two players with 25 points:** Graham Ike (29) & Hunter Maldonado (25), at Wyoming (1/22/22)
- **Three players with 20 points:** Louis Adams (31), Justin James (23) & Hayden Dalton (21), Wyoming (2/20/18)
- **20-point game off the bench:** Max Rice (22), Boise State (12/23/20)
- **One player scored in double figures:** Our Lady of the Lake (12/15/20)
- **No players scored in double figures:** ULM (12/13/14)
- **Five players scored in double figures:** at Colorado State (1/19/22)
- **All five starters scored in double figures:** Utah State (1/8/22)
- **Six players scored in double figures:** Utah State (1/8/22)
- **Had 15 rebounds:** Graham Ike (15), at Wyoming (1/22/22)
- **Had 20 rebounds:** Ryan Watkins (22), Boise State (1/21/14)
- **Two players with 10 rebounds:** Warren Washington (11) & Will Baker (11), at Nevada (1/1/22)
- **Double-Double:** Justin Bean, at Utah State (2/22/22)
- **Two players had a double-double:** Warren Washington, Will Baker & Grant Sherfield, at Nevada (1/1/22)
- **Double-Double with points and assists:** Omari Moore, at San Jose State (2/20/22)
- **Triple-Double:** Omari Moore, at San Jose State (2/20/22)
- **10 assists:** Omari Moore (10), at San Jose State (2/20/22)
- **5 Blocked Shots:** Neemas Queta (5), Utah State (1/6/21)
- **5 Steals:** Nathan Mensah (5), at San Diego State (1/31/22)
- **Hit a last second shot to win a game (1.0 or later):** Nate Pryor, New Mexico State (12/6/21), layup as time expired in overtime to win 78-76

OPPONENT TEAM...

- **Shot 70 percent for a Half:** 74.1 (20-27)², at San Jose State (2/20/22)
- **Shot 60 percent in a Game:** 60.0 (36-60) at Boise State (12/23/20)
- **Shot less than 30 percent in a Game:** 27.8 (22-79), LeTourneau (12/17/20)
- **Shot 90 percent from the free throw line:** 90.0 (9-10), at Utah State (2/22/22)
- **Shot 50 percent from 3-point line:** 53.8 (7-13), Fresno State (1/25/22)
- **Shot less than 30 percent in a half:** 28.6 (10-35)², Northern New Mexico (2/11/22)
- **Shot less than 20 percent in a half:** 18.5 (5-27)¹, at Fresno State (1/28/21)
- **Shot 55 percent or better and lost:** 57.8 (37-64) at Wyoming (2/20/18)
- **Attempted 50 FTs:** 50, New Mexico State (12/11/82)
- **Made 30 FTs:** 35, Utah State (3/14/19)
- **Made 10 3-pt FGs:** 13, Wyoming (2/17/21)
- **Failed to make a 3-pt FG:** New Mexico State (12/16/15)
- **Had 50 rebounds:** 52, Boise State (1/15/22)
- **Had 25 assists:** 27, at Colorado State (3/3/21)
- **Had 15 steals:** 15, UAB (11/25/21)
- **Had 10 blocks:** 10, Utah State (1/6/21)
- **Scored 50 pts in a half:** 52², at Wyoming (1/22/22)
- **Scored 60 pts in a half:** 61², at Wyoming (2/20/18)
- **Scored 100 pts (MW):** 105, at Colorado State (1/15/20)
- **Scored 100 pts (non-conf):** 100, at New Mexico State (12/4/18)
- **Scored under 20 pts in 1st half:** 19, at Fresno State (1/28/21)
- **Scored under 20 pts in 2nd half:** 19, New Mexico State (12/3/14)
- **Scored under 50 pts in a game:** 46, Northern New Mexico (2/11/22)
- **Never trailed:** at San Diego State (1/31/22)



2021-22 LOBO BASKETBALL



NEW MEXICO NM HIGHLANDS

101
72

GAME #0 - exhibition
Nov. 5, 2021
The Pit (7,182)
Albuquerque, NM

NMHU	FG	3FG	FT	O-D-T	PF	TP	A	TO	BS	S	MP
4 Sanchius*	0-3	0-2	1-3	1-4-5	2	1	1	1	0	1	24
13 Adams*	4-8	0-0	0-0	2-1-3	4	8	1	2	0	0	16
0 Brown*	5-17	1-7	2-3	1-0-1	3	13	0	2	0	1	29
1 Carpenter*	1-7	1-4	0-0	1-2-3	3	3	2	1	0	1	24
55 Barnes-Thompkins*	7-15	5-9	3-4	0-4-4	2	22	4	4	0	1	26
5 Archuleta	3-5	2-3	0-0	0-2-2	2	8	1	0	0	1	10
10 Ilesiji	0-1	0-1	0-0	0-0-0	0	0	0	0	0	0	7
11 Christmas	1-6	0-2	1-2	0-3-3	0	3	2	0	0	1	14
21 Domina-Lovato	3-3	0-0	0-0	1-0-1	3	6	3	0	0	0	13
23 Johnson	2-4	0-0	0-0	2-4-6	0	4	2	3	0	0	18
33 Rodgers	2-3	0-1	0-0	1-2-3	0	4	1	1	2	0	10
35 Harrison	0-1	0-0	0-0	0-0-0	2	0	0	1	0	0	10
TEAM				0-2-2							
Totals	28-73	9-29	7-12	9-24-33	21	72	17	15	2	6	200
UNM	FG	3FG	FT	O-D-T	PF	TP	A	TO	BS	S	MP
21 Allen-Tovar*	7-9	1-3	2-2	0-2-2	1	17	0	0	3	0	21
34 Seck*	3-6	0-1	0-0	3-5-8	2	6	1	0	0	1	24
5 Mashburn*	4-7	1-3	2-3	0-2-2	0	11	0	0	0	1	18
10 House*	5-10	2-4	0-0	0-2-2	0	12	8	2	0	1	16
24 Todd*	2-4	0-0	2-2	2-2-4	1	6	1	0	2	0	17
0 Jenkins	6-14	2-7	4-4	0-5-5	2	18	3	2	0	1	20
3 Forsling	1-2	0-1	0-0	1-1-2	4	2	0	0	0	0	14
4 Kuac	4-9	0-5	0-0	2-4-6	2	8	0	3	0	0	15
13 Johnson	6-9	2-4	4-4	2-9-11	2	18	2	1	0	3	22
20 Patterson	0-2	0-2	0-0	0-0-0	0	0	0	0	0	0	3
30 Francis	1-4	0-0	1-3	0-2-2	1	3	5	4	0	0	22
33 Arroyo	0-1	0-0	0-0	1-2-3	0	0	1	0	0	0	7
TEAM				2-3-5							
Totals	39-77	8-30	15-18	13-39-52	15	101	21	12	5	7	200
	1st	2nd	Total		FG%	3FG%	FT%				
NM Highlands	33	39	72		38.4	31.0	58.3				
New Mexico	58	43	101		50.6	26.7	83.3				

Points in the Paint-NMHU 26, UNM 48; Points off Turnovers-NMHU 10, UNM 14
2nd Chance Points-NMHU 8, UNM 17; Fast Break Points-NMHU 22, UNM 40
Bench Points-NMHU 25, UNM 49; Score Tied-0 times. Lead changed-0 times.
Largest lead-NMHU none, UNM by 36 2nd-3-40.
NMHU led for 0:00, UNM led for 39:22, Game tied 0:38.
Officials: Larry Spaulding, Brad Ferrie, Ryan McDaniel
Technical: NMHU-Adams; UNM-Allen-Tovar

NEW MEXICO FAU

99
92

GAME #1
Nov. 10, 2021
The Pit (8,553)
Albuquerque, NM

FAU (0-1)	FG	3FG	FT	O-D-T	PF	TP	A	TO	BS	S	MP
50 Goldin*	3-6	0-0	4-5	2-2-4	3	10	1	1	0	0	21
2 Winchester*	3-6	0-0	2-2	1-1-2	5	8	6	4	0	2	29
11 Forrest*	8-14	4-10	6-7	0-6-6	3	26	4	4	0	0	28
15 Martin*	2-9	1-5	0-1	1-5-6	2	5	0	3	0	1	23
20 Baruti*	5-9	2-5	3-3	3-6-9	4	15	1	0	0	0	26
1 Niang	6-8	0-0	2-2	2-1-3	2	14	0	0	0	1	19
3 Rosado	2-4	0-0	2-2	3-0-3	1	6	0	3	0	0	8
10 Davis	0-1	0-1	0-0	1-2-3	1	0	0	1	0	0	11
21 Ralat	1-2	1-2	0-0	1-0-1	3	3	4	0	0	0	17
23 Weatherspoon	2-6	0-3	1-1	0-1-1	0	5	0	1	0	0	17
35 Kuciti	0-0	0-0	0-0	0-0-0	0	0	0	0	0	0	1
TEAM				3-1-4							
Totals	32-65	8-26	20-23	17-25-42	24	92	16	17	0	4	200
UNM (1-0)	FG	3FG	FT	O-D-T	PF	TP	A	TO	BS	S	MP
21 Allen-Tovar*	7-14	3-8	1-1	3-5-8	1	18	0	2	3	0	33
34 Seck*	0-0	0-0	0-0	1-1-2	3	0	2	0	0	1	10
5 Mashburn*	6-16	2-5	0-0	0-2-2	1	14	3	0	0	1	34
10 House*	10-19	3-5	7-10	0-3-3	3	30	6	3	0	2	37
24 Todd*	0-1	0-0	2-2	0-1-1	1	2	2	0	0	0	18
0 Jenkins	4-6	2-3	0-0	1-2-3	1	10	0	1	0	1	25
3 Forsling	0-0	0-0	0-0	1-2-3	2	0	1	1	0	0	4
13 Johnson	2-2	1-1	2-4	0-2-2	3	7	0	1	0	0	17
35 Muscadin	6-8	1-1	5-6	0-2-2	5	18	1	2	2	2	22
TEAM				1-0-1							
Totals	35-66	12-23	17-23	7-18-25	20	99	15	10	5	7	200
	1st	2nd	Total		FG%	3FG%	FT%				
FAU	41	51	92		49.2	30.8	87.0				
New Mexico	43	56	99		53.0	52.2	73.9				

Points in the Paint-FAU 38, UNM 36; Points off Turnovers-FAU 12, UNM 24
2nd Chance Points-FAU 19, UNM 15; Fast Break Points-FAU 10, UNM 19
Bench Points-FAU 28, UNM 35; Score Tied-10 times. Lead changed-13 times.
Largest lead-FAU by 5 2nd-13:39, UNM by 16 2nd-2:41.
FAU led for 8:09, UNM led for 25:56, Game tied 5:55.
Officials: David Hall, Verne Harris, Eric Curry
Technical: UNM-Team (top warning)

COLORADO NEW MEXICO

87
76

GAME #2
Nov. 13, 2021
CU Events Center (7,115)
Boulder, CO

UNM (1-1)	FG	3FG	FT	O-D-T	PF	TP	A	TO	BS	S	MP
21 Allen-Tovar*	1-5	0-3	1-2	1-1-2	2	3	1	1	1	0	20
35 Muscadin*	1-4	0-0	3-4	2-3-5	3	5	1	4	1	1	23
5 Mashburn*	8-16	1-6	3-4	1-4-5	1	20	1	4	0	0	35
10 House*	7-15	3-7	5-5	0-1-1	5	22	4	1	0	2	31
24 Todd*	4-6	0-0	4-5	0-0-0	5	12	0	0	0	7	20
0 Jenkins	0-6	0-4	0-0	0-0-0	1	0	0	1	0	1	16
3 Forsling	2-2	0-0	0-0	0-0-0	2	4	0	0	0	0	7
13 Johnson	3-5	2-3	2-2	0-3-3	3	10	0	1	0	1	23
33 Arroyo	0-2	0-0	0-0	2-0-2	0	0	0	0	0	0	6
34 Seck	0-1	0-0	0-0	1-5-6	5	0	0	1	0	0	20
TEAM				1-2-3							
Totals	26-62	6-23	18-22	8-19-27	27	76	7	13	2	12	200
CU (2-0)	FG	3FG	FT	O-D-T	PF	TP	A	TO	BS	S	MP
12 Walker*	4-10	0-4	9-12	2-8-10	3	17	0	2	1	1	29
21 Battey*	7-10	2-2	0-0	1-5-6	2	16	1	2	0	0	30
23 da Silva*	2-5	0-1	0-0	2-2-4	3	4	2	1	0	1	22
3 Barthelemy*	5-10	3-4	7-8	0-1-1	2	20	3	7	0	2	28
24 Parquet*	3-5	1-2	3-4	2-1-3	4	10	3	0	1	2	32
0 O'Brien	0-1	0-0	0-2	1-0-1	1	0	0	0	0	1	5
2 Simpson	2-5	1-2	1-3	2-6-8	2	6	3	2	0	0	18
32 Clifford	2-6	0-2	4-4	2-5-7	2	8	1	1	2	0	25
34 Lovering	3-5	0-0	0-0	0-1-1	2	6	1	3	0	0	10
TEAM				3-3-6							
Totals	28-57	7-17	24-33	15-32-47	21	87	14	18	4	7	200
	1st	2nd	Total		FG%	3FG%	FT%				
New Mexico	36	40	76		41.9	26.1	81.8				
Colorado	42	45	87		49.1	41.2	72.7				

Points in the Paint-UNM 32, CU 36; Points off Turnovers-UNM 18, CU 12
2nd Chance Points-UNM 8, CU 13; Fast Break Points-UNM 14, CU 22
Bench Points-UNM 14, CU 20; Score Tied-5 times. Lead changed-5 times.
Largest lead-UNM by 4 1st-17:39, CU by 13 2nd-0:29.
UNM led for 6:18, CU led for 28:45, Game tied 4:57.
Officials: Mike Reed, Deidre Carr, Kelly Pfeiffer
Technical: UNM-Todd; CU-Walker

NEW MEXICO GRAMBLING ST

86
61

GAME #3
Nov. 15, 2021
The Pit (8,010)
Albuquerque, NM

GSU (0-3)	FG	3FG	FT	O-D-T	PF	TP	A	TO	BS	S	MP
32 Lamin*	1-2	0-0	1-2	2-7-9	2	3	2	0	2	1	29
11 Christin*	5-14	2-6	2-2	2-3-5	3	14	1	3	1	0	29
3 Kingsby*	7-14	1-1	5-6	0-2-2	4	20	3	4	0	0	35
10 Cowart*	1-5	0-0	0-1	0-2-2	1	2	2	4	0	2	24
14 Taylor*	3-7	1-2	1-2	3-4-7	3	8	0	3	2	1	21
2 Munford*	0-1	0-0	0-0	0-0-0	1	0	0	1	0	0	5
5 Moton*	1-10	0-2	1-2	1-5-6	3	3	4	6	0	1	23
22 Moss	4-9	1-1	2-2	2-3-5	3	11	1	1	0	2	30
23 Murrell	0-0	0-0	0-0	0-1-1	0	0	0	0	0	0	5
TEAM				4-2-6							
Totals	22-62	5-12	12-17	14-29-43	20	61	13	23	5	7	200
UNM (2-1)	FG	3FG	FT	O-D-T	PF	TP	A	TO	BS	S	MP
34 Seck*	0-1	0-0	0-0	0-2-2	1	0	2	0	1	0	11
3 Forsling*	0-0	0-0	0-0	0-0-0	0	0	0	0	0	0	3
5 Mashburn*	7-14	2-5	2-2	1-4-5	4	18	2	3	1	0	34
10 House*	7-16	1-8	3-5	0-2-2	3	18	7	5	1	8	38
24 Todd*	6-12	2-4	2-2	1-2-3	1	16	1	1	4	1	33
0 Jenkins	2-5	2-4	0-0	0-1-1	4	6	0	0	0	0	10
13 Johnson	5-6	3-4	3-4	1-9-10	0	16	1	2	0	0	29
21 Allen-Tovar	0-2	0-2	0-0	0-2-2	2	0	1	0	1	2	13
30 Francis	0-1	0-1	0-0	0-0-0	0	0	0	1	0	0	5
35 Muscadin	4-11	0-0	4-4	3-5-8	1	12	0	0	1	0	24
TEAM				4-0-4							
Totals	31-68	10-28	14-17	10-27-37	16	86	14	12	9	11	200
	1st	2nd	Total		FG%	3FG%	FT%				
Grambling State	33	28	61		35.5	41.7	70.6				
New Mexico	37	49	86		45.6	35.7	82.4				

Points in the Paint-GSU 28, UNM 34; Points off Turnovers-GSU 15, UNM 29
2nd Chance Points-GSU 9, UNM 11; Fast Break Points-GSU 10, UNM 18
Bench Points-GSU 14, UNM 34; Score Tied-4 times. Lead changed-1 time.
Largest lead-GSU by 6 1st-14:37, UNM by 25 2nd-0:45.
GSU led for 6:49, UNM led for 30:56, Game tied 2:15.
Officials: Randy McCall, Tommy Nunez, Ruben Ramos
Technical: GSU-Taylor

NEW MEXICO MONTANA ST

81
78

GAME #4



2021-22 LOBO BASKETBALL



UAB NEW MEXICO

86
73

GAME #6
Nov. 25, 2021
Orleans Arena (452)
Las Vegas, NV

UAB (5-1)	FG	3FG	FT	O-D-T	PF	TP	A	TO	BS	S	MP
5 Buffen*	3-4	0-0	2-2	2-4-6	4	8	2	2	2	1	20
55 Jemison*	3-5	0-0	5-6	6-6-12	3	11	0	2	2	2	21
3 Lovan*	5-7	0-0	2-3	2-2-4	3	12	0	1	1	2	23
10 Walker*	9-19	4-9	4-4	0-3-3	1	26	6	8	0	2	35
13 Jackson*	2-7	0-1	0-0	0-2-2	2	4	3	0	0	3	23
0 Lucure	0-1	0-1	0-0	0-0-0	0	0	0	2	0	2	3
2 Ertel	3-10	1-6	0-0	0-0-0	1	7	3	0	0	1	21
4 Brown	2-4	2-4	0-0	2-0-2	0	6	0	0	0	0	18
11 Johnson	2-4	2-4	0-0	0-3-3	2	6	0	1	0	2	16
23 LeBlanc	1-2	0-0	0-0	2-2-4	5	2	0	2	1	0	11
25 Gordon	2-2	0-0	0-0	2-2-4	2	4	0	1	0	0	8
TEAM				0-1-1							
Totals	32-65	9-25	13-15	16-25-41	23	86	14	19	6	15	200
UNM (4-2)	FG	3FG	FT	O-D-T	PF	TP	A	TO	BS	S	MP
35 Muscadin*	1-6	0-0	2-4	0-4-4	3	4	2	2	1	2	26
5 Mashburn*	9-15	2-7	6-6	0-2-2	1	26	3	5	0	1	36
10 House*	4-15	2-6	2-3	1-4-5	3	12	5	7	0	0	36
13 Johnson*	5-6	3-3	0-0	0-2-2	4	13	1	2	0	0	33
24 Todd*	2-4	0-0	2-2	2-2-4	4	6	2	2	1	1	26
0 Jenkins	0-2	0-2	0-0	0-0-0	1	0	0	0	0	0	4
1 Singleton	2-3	1-1	3-9	2-1-3	0	8	1	1	0	2	18
21 Allen-Tovar	1-1	0-0	0-0	0-1-1	0	2	0	1	0	0	14
34 Seck	1-1	0-0	0-0	0-1-1	0	2	0	0	0	0	7
TEAM				4-1-5							
Totals	25-53	8-19	15-24	9-18-27	16	73	14	20	2	6	200
UAB		1st	2nd	Total		FG%	3FG%	FT%			
New Mexico		42	44	86		49.2	36.0	86.7			
		37	36	73		47.2	42.1	62.5			

Points in the Paint-UAB 34, UNM 28; Points off Turnovers-UAB 25, UNM 19
2nd Chance Points-UAB 13, UNM 8; Fast Break Points-UAB 21, UNM 11
Bench Points-UAB 25, UNM 12; Score Tied-11 times; Lead changed-12 times.
Largest lead-UAB by 14 2nd-0:35, UNM by 2 2nd-8:35.
UAB led for 31:40, UNM led for 3:10, Game tied 5:10.
Officials: Shawn Lehigh, Thomas Sawyer, John Paul Guerrero
Technical: none

TOWSON NEW MEXICO

73
58

GAME #7
Nov. 26, 2021
Orleans Arena (459)
Las Vegas, NV

TOW (4-3)	FG	3FG	FT	O-D-T	PF	TP	A	TO	BS	S	MP
32 Thompson*	2-3	0-0	3-4	2-7-9	1	7	0	1	1	0	28
55 Holden*	4-9	1-2	7-9	3-7-10	3	16	2	2	1	2	38
1 Nolan*	6-18	2-9	1-5	2-2-4	2	15	5	3	0	3	38
10 Hicks*	0-2	0-1	0-0	0-8-8	2	0	3	0	0	1	34
25 Timberlake*	8-14	6-10	3-3	0-5-5	2	25	2	3	0	0	40
13 Paar	3-3	0-0	2-2	2-1-3	0	8	0	1	0	0	12
23 Jones	1-2	0-0	0-0	2-0-2	1	2	0	0	0	0	9
35 Bielek	0-0	0-0	0-0	0-1-1	2	0	0	1	0	0	2
TEAM				1-2-3							
Totals	24-51	9-22	16-23	12-33-45	13	73	12	13	2	6	200
UNM (4-3)	FG	3FG	FT	O-D-T	PF	TP	A	TO	BS	S	MP
35 Muscadin*	1-4	0-0	0-0	0-0-0	5	2	0	2	0	0	10
5 Mashburn*	9-18	4-8	4-4	0-3-3	0	26	1	1	0	1	39
10 House*	2-8	2-6	2-2	1-3-4	3	8	4	0	0	1	36
13 Johnson*	1-9	0-5	2-4	3-5-8	1	4	1	2	0	0	26
24 Todd*	5-12	2-5	2-3	3-1-4	3	14	1	1	2	1	31
1 Singleton	0-3	0-1	0-0	1-0-1	5	0	1	2	0	0	17
4 Kuac	0-0	0-0	0-0	1-0-1	0	0	0	0	0	0	4
21 Allen-Tovar	2-6	0-0	0-0	1-2-3	2	4	0	2	1	1	30
34 Seck	0-2	0-0	0-0	1-1-2	2	0	1	0	0	0	7
TEAM				1-4-5							
Totals	20-62	8-25	10-13	12-19-31	21	58	9	10	3	4	200
Towson		1st	2nd	Total		FG%	3FG%	FT%			
New Mexico		42	31	73		47.1	40.9	69.6			
		29	29	58		32.3	32.0	76.9			

Points in the Paint-TOW 26, UNM 22; Points off Turnovers-TOW 13, UNM 13
2nd Chance Points-TOW 10, UNM 10; Fast Break Points-TOW 7, UNM 2
Bench Points-TOW 10, UNM 4; Score Tied-0 times; Lead changed-0 times.
Largest lead-TOW by 20 1st-8:49, UNM none.
TOW led for 39:56, UNM led for 0:00, Game tied 0:04.
Officials: Ruben Ramos, Thomas Sawyer, Tony Thomas
Technical: none

NEW MEXICO NEW MEXICO ST.

101
94

GAME #8
Nov. 30, 2021
Pan American Center (6,208)
Las Cruces, NM

UNM (5-3)	FG	3FG	FT	O-D-T	PF	TP	A	TO	BS	S	MP
35 Muscadin*	4-6	0-0	0-1	2-3-5	4	8	0	3	1	0	16
5 Mashburn*	6-13	2-4	5-6	0-1-1	2	19	3	1	0	0	28
10 House*	9-19	3-6	10-11	0-4-4	3	31	5	1	0	0	36
13 Johnson*	2-6	2-3	6-6	2-3-5	3	12	2	0	0	1	37
24 Todd*	0-3	0-1	8-10	2-2-4	3	8	3	0	0	2	17
1 Singleton	1-2	0-1	0-0	1-1-2	1	2	1	0	0	1	12
4 Kuac	2-2	0-0	2-4	0-3-3	3	6	0	2	2	0	23
21 Allen-Tovar	5-11	1-5	4-4	2-9-11	3	15	1	2	0	1	31
TEAM				1-3-4							
Totals	29-62	8-20	35-42	10-29-39	22	101	15	9	4	4	200
NMSU (5-2)	FG	3FG	FT	O-D-T	PF	TP	A	TO	BS	S	MP
2 Tillman*	1-3	0-0	1-4	1-1-2	5	3	0	2	0	0	27
13 McNair*	6-10	0-1	2-4	1-7-8	2	14	0	0	3	0	35
35 McCants*	2-2	0-0	0-0	0-2-2	5	4	0	0	0	0	13
0 Allen*	8-16	3-9	12-12	2-7-9	4	31	1	5	1	0	38
10 Rice*	5-8	2-11	9-11	1-3-4	4	21	8	2	0	2	38
1 Avery	3-4	1-2	1-2	1-1-2	3	8	0	0	0	0	15
3 Pryor	0-0	0-0	0-0	0-1-1	0	0	0	0	0	0	2
4 McKinney	1-3	0-2	0-0	0-0-0	2	2	0	0	0	0	4
15 Peake	1-2	1-2	0-0	0-0-0	3	3	0	0	0	0	9
23 Williams	2-3	2-3	2-2	0-1-1	1	8	1	0	0	0	14
42 Alok	0-1	0-1	0-0	0-2-2	0	0	0	0	0	0	5
TEAM				3-3-6							
Totals	29-62	9-31	27-35	8-27-35	29	94	10	9	4	2	200
New Mexico		1st	2nd	Total		FG%	3FG%	FT%			
New Mexico State		49	52	101		46.8	40.0	83.3			
		42	52	94		46.8	29.0	77.1			

Points in the Paint-UNM 28, NMSU 36; Points off Turnovers-UNM 13, NMSU 15
2nd Chance Points-UNM 13, NMSU 8; Fast Break Points-UNM 25, NMSU 4
Bench Points-UNM 23, NMSU 21; Score Tied-6 times; Lead changed-9 times.
Largest lead-UNM by 11 2nd-1:36, NMSU by 4 1st-13:29.
UNM led for 30:15, NMSU led for 7:43, Game tied 2:02.
Officials: Michael Greenstein, Chris Rastatter, Mike Scypers
Technical: UNM-Muscadin, Team (flop warning); NMSU-McCants, Peake

NEW MEXICO ST NEW MEXICO

78 OT
76

GAME #9
Dec. 6, 2021
The Pit (13,019)
Albuquerque, NM

NMSU (7-2)	FG	3FG	FT	O-D-T	PF	TP	A	TO	BS	S	MP
13 McNair*	2-7	0-0	0-0	0-4-4	0	4	0	0	2	1	20
35 McCants*	6-9	0-1	0-1	1-3-4	4	12	4	2	1	0	25
0 Allen*	10-21	0-5	0-0	1-10-11	4	20	4	3	0	1	43
4 McKinney*	1-3	0-0	0-0	0-2-2	1	2	0	0	0	0	6
10 Rice*	2-7	1-4	1-2	1-6-7	1	6	6	2	0	1	41
1 Avery	0-1	0-0	0-0	0-1-1	1	0	0	0	0	0	4
3 Pryor	4-7	0-0	0-0	0-7-7	0	8	4	2	0	1	34
15 Peake	3-4	1-2	0-0	2-2-4	4	7	1	0	1	0	20
23 Williams	0-2	0-2	0-0	0-0-0	2	0	2	0	0	1	13
42 Alok	9-13	0-1	1-2	2-2-4	3	19	0	0	1	0	18
TEAM				0-1-1							
Totals	37-74	2-15	2-5	7-38-45	20	78	21	14	5	5	225
UNM (5-4)	FG	3FG	FT	O-D-T	PF	TP	A	TO	BS	S	MP
35 Muscadin*	2-6	0-0	1-2	1-5-6	4	5	2	2	2	1	25
5 Mashburn*	10-17	3-3	3-3	1-2-3	2	26	3	0	0	0	42
10 House*	7-17	2-6	5-5	0-2-2	1	21	2	4	1	1	38
13 Johnson*	1-5	0-1	1-3	4-4-8	1	3	2	1	0	1	39
24 Todd*	0-2	0-1	0-2	0-3-3	1	0	0	0	0	0	13
0 Jenkins	3-8	1-5	0-0	0-2-2	3	7	0	1	0	0	22
1 Singleton	2-6	0-0	4-7	3-4-7	2	8	1	2	2	2	22
21 Allen-Tovar	3-10	0-6	0-1	0-4-4	1	6	0	0	2	0	23
TEAM				1-5-6							
Totals	28-71	6-22	14-23	10-31-41	15	76	10	10	7	5	225
New Mexico State		1st	2nd	Total		FG%	3FG%	FT%			
New Mexico		27	41	68		50.0	13.3	40.0			
		31	37	68		39.4	27.3	60.9			

Points in the Paint-NMSU 66, UNM 32; Points off Turnovers-NMSU 8, UNM 12
2nd Chance Points-NMSU 6, UNM 8; Fast Break Points-NMSU 11, UNM 14
Bench Points-NMSU 34, UNM 21; Score Tied-5 times; Lead changed-15 times.
Largest lead-NMSU by 5 2nd-7:40, UNM by 10 1st-8:01.
NMSU led for 11:13, UNM led for 28:13, Game tied 5:34.
Officials: David Hall, Keith Kimble, Michael Irving
Technical: NMSU-Team (flop warning)

NEW MEXICO DENVER

87
67

GAME #10
Dec. 9, 2021
The Pit (8,046)
Albuquerque, NM

DU (3-8)	FG	3FG	FT	O-D-T	PF	TP	A	TO	BS	S	MP
24 Henn*	4-13	1-5	0-0	0-6-6	3	9	1	0	0	0	21
25 Tainamo*	1-5	0-0	0-0	0-3-3	2	2	0	0	0	0	17
1 Smith*	1-3	0-1	2-7	0-1-1	2	4	2	0	2	0	21
2 Hunt*	4-10	0-1	2-3	0-5-5	4	10	7	3	0	2	33
11 Johnson*	5-12	2-4	0-0	0-0-0	1	12	2	2	0	0	30
0 Moore	2-5	0-0	0-1	4-1-5	2	4	1	0	0	0	16
3 Hess	0-0	0-0	0-0	0-0-0	0	0	0	0	0	0	0
4 Gatlin	0-4	0-2	2-2	0-3-3	0	2	0	0	1	0	20
5 Porter	6-8	4-5	3-3	0-1-1	2	19	0	1	0	1	21
15 Lopez-Sanvicente	1-2	0-0	1-1	2-1-3	3	2	2	0	0	0	15
22 Green	1-1	0-0	0-0	0-0-0	0	2	0	0	0	1	2
42 Bickham	0-1	0-1	0-0	0-1-1	0	0	0	1	0	0	2
TEAM				2-2-4							
Totals	25-64	7-19	10-17	8-24-32	18	67	15	8	2	4	200
UNM (6-4)	FG	3FG	FT	O-D-T	PF	TP	A	TO	BS	S	MP
35 Muscadin*	3-6	1-2	5-6	5-6-11	2	12	2	0	1	0	22
5 Mashburn*	2-11	0-4	6-8	1-2-3	1	10	2	2	0	0	22
10 House*	3-10	0-3	3-2	0-2-2	1	9	2	0	0	3	22
13 Johnson*	1-3	1-3	2-2	0-5-5	1	5	1	1	0	1	21
24 Todd*	3-5	0-0	0-2	0-2-4	3	6	1	1	0	1	22
0 Jenkins	7-14	5-11	2-2	1-1-3	3	21	2	0	0	0	22
1 Singleton	2-5	0-0	2-4	0-3-3	1	6	2	0	1	0	23
3 Forsling	3-5	0-0	1-1	1-1-2	2	7	1	2	1	0	18
21 Allen-Tovar	2-2	0-0	5-5	2-8-10	0	9	0	2	2	3	17
30 Francis	1-1	0-0	0-0	0-2-2	0	2	2	0	0	0	7
34 Seck	0-0	0-0	0-0	0-1-1	0	0	0	0	0	0	3
TEAM				2-2-4							
Totals	27-62	7-23	26-31	13-35-48	14	87	15	6	8	3	200
	1st	2nd	Total			FG%	3FG%		FT%		
Denver	27	40	67			39.1	36.8		58.8		
New Mexico	41	46	87			43.5	30.4		83.9		



2021-22 LOBO BASKETBALL



SMU NEW MEXICO

90
72

GAME #12
Dec. 19, 2021
The Pit (8,394)
Albuquerque, NM

SMU (9-3)	FG	3FG	FT	O-D-T	PF	TP	A	TO	BS	S	MP
22 Jasey*	2-3	0-0	0-0	1-3-4	2	4	0	1	1	0	17
2 Smith*	3-6	3-6	0-0	0-2-2	2	9	2	0	0	0	29
3 Davis*	11-21	2-9	9-9	1-4-5	1	33	3	0	0	1	35
5 Bandomuel*	3-5	0-1	0-0	1-1-2	4	6	1	3	0	0	12
10 Nutall*	4-9	3-7	0-0	1-4-5	2	11	1	1	0	0	25
1 Phelps	0-1	0-1	0-0	1-1-2	0	0	2	1	0	0	9
13 Todorovic	0-0	0-0	0-0	0-0-0	0	0	0	0	0	0	3
23 Weathers	3-9	0-1	3-4	2-8-10	3	9	1	2	2	1	26
25 Clark	2-4	0-0	1-3	2-4-6	2	5	3	1	1	0	17
33 Aguanne	0-0	0-0	0-0	1-0-1	0	0	0	0	0	0	6
50 Weathers	4-6	1-1	4-6	3-4-7	2	13	0	2	0	1	21
TEAM				2-2-4							
Totals	32-64	9-26	17-22	15-33-48	18	90	13	12	4	3	200
UNM (6-6)	FG	3FG	FT	O-D-T	PF	TP	A	TO	BS	S	MP
3 Forsling*	2-4	0-1	0-1	2-1-3	1	4	0	0	0	1	14
5 Mashburn*	9-21	1-5	6-8	1-1-2	2	25	3	4	0	0	36
10 House*	4-16	1-9	7-8	0-3-3	3	16	7	2	1	1	38
13 Johnson*	1-5	1-2	1-1	2-2-4	1	4	0	0	0	0	30
24 Todd*	1-2	0-0	0-0	2-3-5	0	2	1	0	0	0	14
0 Jenkins	4-10	2-7	0-0	1-1-2	1	10	0	0	0	0	22
1 Singleton	2-2	0-0	0-0	1-1-2	4	4	0	1	0	1	11
4 Kuac	0-2	0-1	0-0	1-2-3	4	0	1	0	1	1	18
21 Allen-Tovar	1-2	0-0	1-2	0-1-1	0	3	0	0	1	0	10
35 Muscadin	2-5	0-1	0-0	0-2-2	1	4	0	0	2	0	8
TEAM				3-2-5							
Totals	26-69	5-26	15-20	13-19-32	17	72	12	7	5	4	200
1st	46	44	90								
2nd	30	42	72								
FG%	37.7	3FG%	77.3								
FT%	37.7		75.0								

Points in the Paint-SMU 42, UNM 28; Points off Turnovers-SMU 9, UNM 18
2nd Chance Points-SMU 18, UNM 11; Fast Break Points-SMU 18, UNM 11
Bench Points-SMU 27, UNM 21; Score Tied-0 times. Lead changed-0 times.
Largest lead-SMU by 18 2nd-0:38, UNM none.
SMU led for 38:52, UNM led for 0:00, Game tied 1:08.
Officials: Terry Oglesby, Pat Adams, K.B. Burdett
Technical: SMU-Weathers, Nutall; UNM-Singleton

NEW MEXICO NORFOLK STATE

68
54

GAME #12
Dec. 21, 2021
The Pit (8,105)
Albuquerque, NM

NSU (9-4)	FG	3FG	FT	O-D-T	PF	TP	A	TO	BS	S	MP
21 Tate*	5-13	2-7	1-1	0-6-6	1	13	2	1	0	1	34
30 Bankston*	3-6	0-0	1-2	2-6-8	4	7	0	0	1	0	28
0 Ings*	3-7	0-0	2-2	3-2-5	1	8	1	3	0	0	24
4 Bryant*	6-14	1-5	3-3	1-5-6	3	16	4	2	0	2	33
5 Jenkins*	2-5	1-4	1-1	1-5-6	2	6	3	0	1	0	28
1 Chambers	0-3	0-0	1-2	2-1-3	2	1	0	0	0	0	8
2 Jones	0-2	0-2	0-0	0-1-1	0	0	0	2	0	0	7
3 Hawkins	1-7	1-3	0-0	0-2-2	1	3	0	3	0	0	17
13 Anderson	0-2	0-1	0-0	0-0-0	2	0	1	0	0	0	10
31 Brown	0-4	0-1	0-0	0-1-1	1	0	0	0	0	1	7
32 Ford	0-0	0-0	0-0	0-0-0	1	0	0	1	1	0	4
TEAM				2-3-5							
Totals	20-63	5-23	9-11	11-32-43	18	54	11	12	3	4	200
UNM (7-6)	FG	3FG	FT	O-D-T	PF	TP	A	TO	BS	S	MP
3 Forsling*	0-1	0-0	1-2	2-0-2	2	1	0	0	1	0	17
5 Mashburn*	5-19	3-11	0-0	0-5-5	0	13	0	2	0	1	30
10 House*	4-8	2-5	6-8	0-3-3	3	16	6	1	0	4	27
13 Johnson*	2-5	2-4	0-1	1-3-4	1	6	0	0	0	0	14
24 Todd*	3-6	0-2	0-0	1-2-3	1	6	0	0	1	0	24
0 Jenkins	1-10	0-8	2-2	0-2-2	1	4	0	0	0	1	12
1 Singleton	1-10	0-0	0-0	1-5-6	1	2	3	2	0	1	21
4 Kuac	5-7	0-1	1-2	3-6-9	2	11	2	0	3	0	23
21 Allen-Tovar	2-8	0-2	2-2	4-6-10	0	6	1	1	3	0	16
30 Francis	1-4	1-2	0-0	1-1-2	1	3	2	0	1	0	13
TEAM				2-1-3							
Totals	24-69	8-35	12-17	15-34-49	12	68	14	6	9	7	200
1st	21	33	54								
2nd	37	31	68								
FG%	31.7	3FG%	81.8								
FT%	34.8		70.6								

Points in the Paint-NSU 28, UNM 28; Points off Turnovers-NSU 5, UNM 7
2nd Chance Points-NSU 10, UNM 14; Fast Break Points-NSU 11, UNM 9
Bench Points-NSU 4, UNM 26; Score Tied-1 time. Lead changed-0 times.
Largest lead-NSU none, UNM by 19 1st-1:07.
NSU led for 0:00, UNM led for 39:20, Game tied 0:40.
Officials: Michael Irving, Tommy Johnson, Justin Shamion
Technical: none

NEVADA NEW MEXICO

79
70

GAME #14
Jan. 1, 2022
Lawlor Events Center (7,224)
Reno, NV

UNM (7-7, 0-1)	FG	3FG	FT	O-D-T	PF	TP	A	TO	BS	S	MP
3 Forsling*	0-3	0-0	1-2	2-1-3	2	1	1	1	0	0	16
1 Singleton*	6-7	1-1	1-1	1-3-4	4	14	3	2	0	1	18
5 Mashburn*	6-17	3-8	2-3	0-3-3	1	17	1	2	0	1	34
10 House*	4-16	1-5	9-10	0-1-1	2	18	6	3	0	3	32
13 Johnson*	0-2	0-2	0-0	0-3-3	3	5	0	1	0	2	18
0 Jenkins	2-3	1-2	0-0	0-0-0	3	5	0	2	0	0	12
4 Kuac	1-5	1-3	0-0	1-8-9	3	3	0	1	2	1	23
21 Allen-Tovar	2-6	1-4	0-1	5-3-8	0	5	2	1	0	0	22
24 Todd	1-4	0-0	2-4	2-2-4	3	4	0	1	0	0	20
30 Francis	1-1	1-1	0-0	0-0-0	0	3	0	1	0	0	4
TEAM				4-0-4							
Totals	23-64	9-26	15-21	15-24-39	22	70	13	17	2	8	200
NEV (7-5, 1-0)	FG	3FG	FT	O-D-T	PF	TP	A	TO	BS	S	MP
5 Washington*	4-8	0-0	4-6	7-4-11	2	12	3	3	4	1	26
50 Baker*	6-11	0-0	0-2	5-6-11	1	12	1	1	0	0	24
1 Blackshear*	3-6	1-4	2-2	0-5-5	3	9	2	3	0	1	29
4 Cambridge*	6-20	1-11	5-5	1-4-5	0	18	0	2	1	3	36
25 Sheffield*	2-8	1-3	5-6	0-6-6	2	10	10	3	0	0	36
3 Huseynovic	1-1	1-1	2-3	0-0-0	1	5	1	0	0	0	6
14 Coleman	4-7	2-4	3-4	0-4-4	3	13	0	1	0	1	33
20 Foster	0-0	0-0	0-0	0-0-0	4	0	1	2	0	0	11
TEAM				1-0-1							
Totals	26-61	6-23	21-28	14-29-43	16	79	18	15	5	6	200
1st	36	34	70								
2nd	35	44	79								
FG%	42.6	3FG%	75.0								
FT%	26.1		75.0								

Points in the Paint-UNM 22, NEV 38; Points off Turnovers-UNM 20, NEV 23
2nd Chance Points-UNM 13, NEV 19; Fast Break Points-UNM 13, NEV 16
Bench Points-UNM 20, NEV 18; Score Tied-3 times. Lead changed-6 times.
Largest lead-UNM by 9 1st-10:10, NEV by 19 2nd-5:34.
UNM led for 16:14, NEV led for 22:53, Game tied 0:57.
Officials: Randy McCall, Tommy Nunez, Jim Schipper
Technical: NEV-Washington

UTAH STATE NEW MEXICO

90
87 OT

GAME #15
Jan. 8, 2022
The Pit (8,338)
Albuquerque, NM

USU (10-5, 1-1)	FG	3FG	FT	O-D-T	PF	TP	A	TO	BS	S	MP
4 Horvath*	4-9	1-3	2-4	1-5-6	5	11	2	2	0	1	25
34 Bean*	10-17	1-2	2-3	2-9-11	3	23	2	5	0	4	43
2 Baird*	5-8	0-2	2-2	0-2-2	1	12	0	2	0	1	36
5 Eytyle-Rock*	6-8	0-1	6-7	0-1-1	2	18	1	0	0	0	36
15 Jones*	4-9	0-3	2-2	1-2-3	0	10	8	2	0	1	33
3 Ashworth	3-5	2-3	4-5	0-2-2	2	12	1	1	0	0	20
11 Shulga	0-1	0-1	0-0	0-1-1	0	0	0	0	0	1	12
24 Hamoda	0-1	0-1	0-0	0-0-0	0	0	0	0	0	1	5
32 Dorius	1-2	0-0	2-2	0-4-4	3	4	0	0	0	1	15
TEAM				0-1-1							
Totals	33-60	4-16	20-25	4-27-31	16	90	14	13	0	10	225
UNM (7-8, 0-2)	FG	3FG	FT	O-D-T	PF	TP	A	TO	BS	S	MP
1 Singleton*	4-6	1-2	1-1	1-3-4	2	10	1	2	1	3	34
4 Kuac*	2-4	1-2	0-0	0-1-1	4	5	0	3	1	0	15
5 Mashburn*	8-16	4-6	9-12	0-2-2	3	29	8	3	0	0	38
10 House*	3-14	2-7	0-0	0-6-6	5	8	6	1	0	1	38
13 Johnson*	8-12	7-9	0-0	2-4-6	2	23	1	2	0	0	37
0 Jenkins	2-9	2-6	0-0	1-1-2	0	6	1	2	0	0	14
3 Forsling	0-1	0-1	2-4	1-0-1	1	2	0	3	0	0	18
21 Allen-Tovar	1-2	0-1	0-0	0-3-3	1	2	1	0	1	0	20
24 Todd	1-1	0-0	0-0	2-2-4	1	2	1	0	0	1	10
TEAM				3-3-6							
Totals	29-65	17-34	12-17	10-25-35	19	87	19	17	3	5	225
1st	27	49	14	90							
2nd	42	34	11	87							
FG%	44.6	3FG%	80.0								
FT%	44.6		70.6								

Points in the Paint-USU 54, UNM 20; Points off Turnovers-USU 13, UNM 16
2nd Chance Points-USU 8, UNM 5; Fast Break Points-USU 23, UNM 2
Bench Points-USU 16, UNM 12; Score Tied-8 times. Lead changed-7 times.
Largest lead-USU by 4 2nd-4:52, UNM by 17 2nd-19:38.
USU led for 5:50, UNM led for 31:43, Game tied 7:27.
Officials: Verne Harris, Shawn Lehigh, Rob Kruger
Technical: none

UNLV NEW MEXICO

85
56

GAME #16
Jan. 11, 2022
Thomas & Mack Center (3,860)
Las Vegas, NV

UNM (7-9, 0-3)	FG	3FG	FT	O-D-T	PF	TP	A	TO	BS	S	MP
3 Forsling*	0-2	0-0	0-0	0-2-2	3	0	0	5	0	0	24
1 Singleton*	1-1	0-0	0-4	0-4-4	2	2	0	1	0	0	17
5 Mashburn*	3-11	1-6	4-4	0-2-2	3	11	2	2	0	0	20
10 House*	4-10	4-10	1-1	2-5-7	4	8	3	4	0	0	33
3 Johnson*	2-6	1-4	2-3	0-3-3	1	7	1	0	0	0	31
0 Jenkins	8-17	5-13	5-5	0-4-4	1	26	1	2	0	1	30
21 Allen-Tovar	1-4	0-1	0-0	0-3-3	1	2	0	0	0	0	10
24 Todd	0-3	0-2	0-0	0-1-1	1	0	0	1	1	0	15
30 Francis	0-1	0-1	0-0	0-0-0	0	0	2	0	0	0	4
33 Arroyo	0-0	0-0	0-0	0-1-1	2	0	0	0	0	1	6
34 Seck	0-0	0-0	0-0	1-1-2	3	0	0	0	0	0	9
TEAM				0-1-1							
Totals	19-55	7-31	11-17	3-27-30	21	56	9	15	1	4	200
UNLV (9-6, 1-1)	FG	3FG	FT	O-D-T	PF	TP	A	TO	BS	S	MP
3 Williams*	10-22	12-22	7-11	1-1-2	3	29	0	0	0	1	24
14 Hammt*	2-5	0-1	7-8	4-9-13	4	10	6	1	0	0	25
5 McCabe*	1-2	1-1	0-0	0-3-3	1	3	5	2	0	1	28
13 Hamilton*	1-17	1-5	6-7	1-5-6	2	17	3	1	0	1	28
22 Baker*	2-4	1-1	0-0	0-0-0	1	5	2	1	0	2	22
0 Iwuakor	0-2	0-2	0-0	0-0-0	2	0	0	0	0	0	8
1 Nuga	1-4	0-1	2-2	0-1-1	1	4	1	0	0	0	12
2 Webster	1-3	0-2	0-0	0-2-2	1	2	0	1	0	1	10
10 Gilbert	2-3	1-1	1-1	2-3-5	1	6	2	1	0	0	16
12 Muoka	1-2	0-0	0-0	3-5-8	1	2	1	0	0	0	10
15 Brown	0-0	0-0	0-0	0-0-0	0	0	0	0	0	0	2
24 Hurlburt	0-1	0-1	0-0	0-0-0	0	0	0	0	0	0	1
31 Coleman	3-7	0-4	0-0	1-2-3	1	6	2	0	0	2	15
34 Burist	0-0	0-0	0-0	0-0-0	0	0	0	0	0	0	1
TEAM				0-5-5							
Totals	28-62	6-21	23-29	12-36-48	18	85	16	12	1	9	200
	1st	2nd	Total			FG%	3FG%	FT%			
New Mexico	30	26	56			34.5	22.6	64.7			
UNLV	40	45	85			45.2	28.6	79.3			

GAME #18
Jan. 19, 2022
Moby Arena (6,516)
Fort Collins, CO

UNM (7-11, 0-5)	FG	3FG	FT	O-D-T	PF	TP	A	TO	BS	S	MP
21 Allen-Tovar	2-5	1-2	0-0	0-3-3	3	5	1	0	0	1	28
3 Forsling*	0-1	0-0	0-0	0-2-2	4	0	0	0	0	0	26
5 Mashburn*	6-18	0-3	0-0	0-4-4	1	13	0	1	0	1	36
10 House*	8-14	2-6	0-0	0-4-2	2	18	7	6	0	3	36
13 Johnson*	7-8	4-5	0-1	0-2-2	5	18	0	0	0	0	30
0 Jenkins	5-9	5-9	2-3	2-3-5	4	17	0	0	0	0	27
24 Todd	1-3	1-2	0-0	1-1-1	2	3	0	1	1	0	14
34 Seok	0-0	0-0	0-0	0-0-0	0	0	0	0	0	0	3
TEAM				2-2-4			2				
Totals	29-58	14-33	2-4	21-21	25	74	9	10	2	5	200
CSU (14-1, 4-1)	FG	3FG	FT	O-D-T	PF	TP	A	TO	BS	S	MP
11 Thomas*	4-6	2-4	2-2	2-3-5	1	12	1	2	1	0	19
21 Roddy*	7-11	1-3	6-11	2-4-6	2	21	7	3	0	1	33
31 Thistlewood*	1-2	0-1	0-0	0-1-1	0	2	2	0	0	0	11
3 Moore*	0-3	0-2	0-0	0-1-1	0	0	2	0	0	2	20
4 Stevens*	7-10	1-2	1-1	0-3-3	4	16	3	1	0	1	34
1 Tonje	3-8	2-4	2-2	1-4-5	1	10	0	0	0	0	22
5 Hebb	0-0	0-0	0-0	0-0-0	0	0	0	0	0	0	3
10 Moors	0-0	0-0	0-0	0-3-3	0	0	0	0	0	0	7
13 Jacobs	3-8	0-2	6-6	4-6-10	1	12	0	1	1	1	26
15 Lake	2-4	0-2	2-2	0-2-2	1	6	0	0	2	2	22
23 Rivera	0-0	0-0	1-2	0-0-0	0	1	0	0	0	0	4
TEAM				0-0-0			1				
Totals	27-52	6-20	20-26	9-27-36	10	80	15	8	2	7	200
	1st	2nd	Total			FG%	3FG%	FT%			
New Mexico	32	42	74			50.0	42.4	50.0			
Colorado State	37	43	80			51.9	30.0	76.9			

Points in the Paint-UNM 20, CSU 36; Points off Turnovers-UNM 14, CSU 14
2nd Chance Points-UNM 8, CSU 11; Fast Break Points-UNM 7, CSU 12
Bench Points-UNM 20, CSU 29. Score Tied-3 times. Lead changed-9 times.
Largest lead-UNM by 6 1st-15:41, CSU by 10 2nd-16:56.
UNM led for 6:40, CSU led for 30:29, Game tied 2:51.
Officials: Randy McCall, Eric Curry, Nate Harris
Technical: none

93
91

GAME #19
Jan. 22, 2022
Arena-Auditorium (5,368)
Laramie, WY

UNIV	TEAM	FG	3FG	FT	O-D-T	PF	TP	A	TO	BS	S	MP
21	Allan-Tovar*	10-14	4-7	1-2	0-6-6	2	25	0	1	1	1	38
3	Forsling*	1-3	0-1	0-0	1-1-2	3	2	0	0	0	0	12
5	Mashburn*	10-17	2-3	0-0	0-3-3	4	22	4	3	0	4	36
10	Huse*	7-14	0-2	4-4	0-1-1	4	18	4	2	2	1	30
13	Johnson*	4-4	2-2	1-2	0-1-1	5	11	2	0	0	0	32
0	Jenkins	1-7	0-5	3-3	0-3-3	1	5	0	0	0	0	26
24	Todd	3-7	2-6	0-0	0-1-1	1	8	2	1	0	0	15
30	Francis	0-0	0-0	0-0	0-0-0	1	0	0	0	0	0	0
33	Arroyo	0-1	0-0	0-0	0-0-1	2	0	0	0	0	0	11
TEAM		4-1-5										
Totals		36-67	10-26	9-11	5-18-23	24	91	12	7	3	8	200
UNW	TEAM	FG	3FG	FT	O-D-T	PF	TP	A	TO	BS	S	MP
25	Oden*	3-6	0-3	0-0	1-4-5	1	6	0	1	0	0	26
33	Ike*	9-14	0-1	11-13	2-13-15	4	19	1	3	0	0	37
0	Jeffries*	3-5	3-5	5-6	1-5-6	1	14	1	2	0	0	38
5	Wenzel*	4-8	4-8	1-2	0-1-1	2	13	0	3	1	1	33
24	Maldonado*	9-16	1-2	6-9	2-4-6	3	25	7	3	0	0	38
10	Thompson	0-0	0-0	0-0	0-0-0	0	0	1	0	0	0	3
21	Reynolds	1-1	0-0	4-5	0-0-0	5	6	1	1	1	1	26
TEAM		1-0-1										
Totals		29-50	8-19	27-35	7-27-34	16	93	11	13	2	1	200
		1st 2nd Total					FG%	3FG%	FT%			
New Mexico		34	57	91			53.7	38.5	81.8			
Wyoming...		41	52	93			58.0	42.1	77.1			

Points in the Paint-UNM 38, UW 40; Points off Turnovers-UNM 19, UW 11
2nd Chance Points-UNM 2, UW 11; Fast Break Points-UNM 4, UW 5
Bench Points-UNM 13, UW 6. Score Tied 6-times. Lead changed-9 times.
Largest lead-UNM by 3 1st-16:36, UW by 10 2nd-18:22.
UNM led for 3:40, UW led for 31:09, Game tied 5:11.
Officials: Brent Meaux, Mike O'Neill, Ryan McDaniel
Technical: UNM-Coach

65
60

GAME #20
Jan. 25, 2022
The Pit (8,033)
Albuquerque, NM

FSU (14-5, 4-2)	FG	3FG	FT	O-D-T	PF	TP	A	TO	BS	S	MP
10 Robinson*	4-7	0-0	3-4	1-3-4	1	11	3	4	1	1	15
3 Hill*	4-9	2-4	0-1	0-1-1	1	2	1	0	1	2	34
5 Campbell*	1-2	0-0	0-0	0-1-1	2	2	0	1	0	0	8
23 Colimeno	3-4	0-0	0-0	1-4-5	2	6	0	0	0	1	33
25 Holland*	6-13	3-6	7-9	3-5-8	1	22	0	1	0	2	39
11 Paye	1-5	1-2	2-2	0-0-0	1	5	1	3	0	1	24
13 Stroud	2-3	1-1	0-0	0-1-1	2	5	0	1	0	0	11
22 Whitaker	0-1	0-0	0-0	0-0-0	4	0	2	0	0	0	12
30 Valhola	0-1	0-0	1-4	2-8-10	2	1	2	0	0	0	21
34 Meah	1-1	0-0	1-2	0-1-1	1	3	0	1	0	0	5
TEAM				0-1-1							
Totals	22-46	7-13	14-22	7-25-32	17	65	10	12	1	7	200
UNM (7-13, 0-7)	FG	3FG	FT	O-D-T	PF	TP	A	TO	BS	S	MP
21 Allen-Tovar*	3-6	2-4	2-2	1-6-7	3	10	0	0	1	0	32
3 Forsling*	2-4	0-1	0-0	0-1-5	4	4	1	1	0	1	21
5 Mashburn*	4-12	0-2	7-9	0-1-1	2	15	1	2	0	0	38
10 House*	6-12	1-4	6-6	1-4-5	0	19	5	5	1	2	36
13 Johnson*	2-9	0-6	0-0	1-0-1	1	4	0	1	0	0	24
0 Jenkins	3-1	2-7	0-0	2-4-6	5	8	0	0	0	0	29
24 Todd	0-1	0-0	0-0	0-1-1	1	0	0	0	1	3	9
33 Arroyo	0-0	0-0	0-0	0-2-2	2	0	0	0	1	0	11
TEAM				1-2-3				1			
Totals	20-55	5-24	10-21	10-21-31	18	60	7	10	4	6	200
		1st	2nd	Total		FG%	3FG%	FT%			
Fresno State	41	24	65			47.8	53.8	63.6			
New Mexico	26	34	60			36.4	20.8	88.2			

Points in the Paint-FSU 24, UNM 22; Points off Turnovers-FSU 15, UNM 5
2nd Chance Points-FSU 9, UNM 10; Fast Break Points-FSU 2, UNM 13
Bench Points-FSU 14, UNM 8. Score Tied 0 times. Lead changed-1 time.
Largest lead-FSU by 17 1st-10:48, UNM by 3 1st-19:41.
FSU led for 38:33, UNM led for 1:08, Game tied 0:19.
Officials: Eric Curry, Brad Ferrie, Shawn Lehig
Technical: none

86
70

GAME #21
Jan. 28, 2022
The Pit (8,277)
Albuquerque, NM

JSU (7-12, 0-7)	FG	3FG	FT	O-D-T	PF	TP	A	TO	BS	S	MP
15 Anderson*	6-10	2-4	0-0	1-1-2	4	14	1	0	0	0	30
31 Goren*	1-9	1-9	0-0	0-2-2	1	3	0	0	1	0	24
10 Moore*	4-6	1-1	5-7	0-7-7	2	14	7	5	0	1	33
13 Cardenas*	2-4	0-1	0-0	0-0-0	4	4	3	1	0	1	19
44 Smith*	2-7	2-5	0-0	0-2-2	1	6	0	0	0	0	28
0 Amej	6-10	0-1	0-2	1-1-2	0	12	0	2	0	2	15
1 Simmons	0-2	0-2	0-0	0-0-0	0	0	0	0	0	1	25
2 Robinson	7-10	0-2	3-3	1-6-7	2	17	1	0	3	1	25
0 Garro	0-1	0-1	0-0	0-0-0	0	0	2	0	0	0	10
TEAM				0-1-1							
Totals	28-59	6-27	8-12	3-20-23	14	70	14	9	4	6	200
UNM (8-13, 1-7)	FG	3FG	FT	O-D-T	PF	TP	A	TO	BS	S	MP
21 Allen-Tovar*	8-12	2-2	0-2	1-3-4	3	18	0	3	2	0	34
3 Forsling*	1-3	0-0	0-0	1-0-1	2	2	1	0	0	0	14
5 Mashburn*	9-12	3-5	2-2	0-6-6	1	23	1	1	0	1	38
10 House*	5-10	2-4	6-6	2-5-7	1	18	13	3	0	1	38
13 Johnson*	4-8	0-2	2-2	1-7-8	2	10	3	2	1	2	35
0 Jenkins	4-12	3-9	2-2	1-6-7	3	13	3	0	0	0	31
1 Singleton	1-1	0-0	0-0	0-0-0	0	2	0	0	0	0	3
34 Seck	0-1	0-0	0-0	1-1-2	0	0	0	1	0	0	8
TEAM				1-2-3							
Totals	32-59	10-22	12-14	8-30-38	12	86	21	10	3	4	200
		1st	2nd	Total		FG%	3FG%	FT%			
San Jose State		32	38	70		45.7	22.2	66.7			
New Mexico		43	43	86		54.2	45.5	85.7			

Points in the Paint-SJSU 44, UNM 36; Points off Turnovers-SJSU 10, UNM 9
2nd Chance Points-SJSU 2, UNM 14; Fast Break Points-SJSU 8, UNM 6
Bench Points-SJSU 29, UNM 15. Score Tied-0 times. Lead changed-0 times.
Largest lead-SJSU none, UNM by 18 2nd-1:53.
SJSU led for 0:00, UNM led for 39:38, Game tied 0:22.
Officials: Chris Rastatter, D.G. Nelson, Glen Mayberry
Technical: UNM-Allen-Tovar

72
47

GAME #22
Jan. 31, 2022
Viejas Arena (10,951)
San Diego, CA

UNM (8-14, 1-8)	FG	3FG	FT	O-D-T	PF	TP	A	TO	BS	S	MP
21 Allen-Tovar*	1-6	1-3	0-0	0-3-3	0	3	1	1	1	0	26
3 Forsling*	1-3	0-0	0-0	1-5-6	2	2	1	3	0	0	21
5 Mashburn*	3-11	1-5	3-4	0-2-2	2	10	3	4	0	1	29
10 House*	1-4	1-3	0-0	0-2-2	3	3	0	5	0	1	19
13 Johnson*	1-4	1-2	0-0	0-2-2	1	3	1	0	0	0	19
0 Jenkins	6-13	3-8	1-1	0-9-9	1	16	0	2	0	1	28
1 Singleton	0-3	0-0	0-0	0-2-2	4	0	0	1	0	2	20
24 Todd	2-4	0-0	4-5	0-1-1	0	8	0	0	0	1	10
30 Francis	1-2	0-1	0-0	1-0-1	0	2	1	0	0	0	7
33 Arroyo	0-0	0-0	0-0	1-0-1	2	0	0	0	2	1	8
34 Seck	0-2	0-0	0-0	1-1-2	1	0	1	1	0	0	13
TEAM				2-0-2				2			
Totals	16-52	7-22	8-10	6-27-33	16	47	8	19	3	7	200
SDSU (12-5, 4-2)	FG	3FG	FT	O-D-T	PF	TP	A	TO	BS	S	MP
0 Johnson*	6-10	0-1	2-3	4-6-10	1	14	2	1	0	1	26
31 Mensah*	1-4	0-0	3-4	1-2-3	2	5	1	3	4	5	20
3 Bradley*	6-13	2-5	0-0	0-5-5	1	14	3	3	0	1	26
4 Pulliam*	1-3	1-2	0-0	0-4-4	0	3	6	1	1	0	28
5 Butler*	4-8	1-2	0-0	1-5-6	3	9	4	1	0	2	27
2 Seiko	2-5	2-4	1-1	0-0-0	0	7	1	1	0	0	16
10 Dinwiddie	0-1	0-1	0-0	0-0-0	0	0	0	0	0	0	9
14 Alger	0-1	0-0	0-0	0-0-0	0	0	0	0	0	0	3
20 Baker-Mazara	2-3	0-0	0-2-2	0-2-2	2	8	0	2	0	3	11
21 Barnett	1-1	0-0	0-0	0-0-0	0	2	1	0	0	0	3
22 Diabate	1-3	0-0	3-4	0-3-4	4	5	0	0	1	0	15
23 Tomaic	1-3	1-2	2-2	0-2-2	2	5	1	0	2	0	14
24 Ty. Broughton	0-0	0-0	0-0	0-0-0	0	0	0	0	0	0	1
42 Tr. Broughton	0-0	0-0	0-0	0-0-0	0	0	0	0	0	0	1
TEAM				0-1-1							
Totals	26-58	9-20	11-14	6-30-36	15	72	19	12	8	12	200
	1st	2nd	Total			FG%	3FG%	FT%			
New Mexico	22	25	47			30.8	31.8	80.0			
San Diego State	36	36	72			44.8	45.0	78.6			

Points in the Paint-UNM 16, SDSU 30; Points off Turnovers-UNM 6, SDSU 17
2nd Chance Points-UNM 7, SDSU 4; Fast Break Points-UNM 1, SDSU 25
Bench Points-UNM 26, SDSU 27. Score Tied-1 time. Lead changed-0 times.
Largest lead-UNM none, SDSU by 28:2nd-4:27.
UNM led for 0:00, SDSU led for 39:25, Game tied 0:35.
Officials: Verne Harris, David Hall, Nate Harris
Technicals: UNM-Singleton; SDSU-Baker-Mazara

91
77

GAME #23
Feb. 5, 2022
Clune Arena (2,723)
USAFA, CO

UNM (9-14, 2-8)	FG	3FG	FT	O-D-T	PF	TP	A	TO	BS	S	MP
21 Allen-Tovar*	4-5	0-0	2-2	1-8-9	3	1	2	4	1	1	35
0 Jenkins*	2-6	1-3	0-0	1-3-3	5	5	1	1	0	0	24
0 Hashburn*	7-14	1-1	5-7	1-3-4	3	20	1	1	0	0	39
10 Masbuh*	15-22	4-7	8-9	1-7-8	2	42	2	6	0	4	40
3 Johnson*	2-6	2-5	0-0	0-3-3	4	6	1	1	1	0	31
1 Singleton	3-3	0-0	1-1	0-0-0	4	7	2	0	1	1	19
3 Forsling	0-0	0-0	1-2	0-0-0	1	1	0	0	1	0	2
24 Todd	0-0	0-0	0-0	0-1-1	2	0	1	0	0	0	5
3 Arroyo	0-0	0-0	0-0	0-0-0	0	0	0	0	0	0	3
34 Seck	0-0	0-0	0-0	0-0-0	1	0	0	1	0	0	3
TEAM				1-1-2							
Totals	33-56	8-16	17-21	4-26-30	25	91	9	12	7	5	200
AFA (10-11, 3-7)	FG	3FG	FT	O-D-T	PF	TP	A	TO	BS	S	MP
35 Moerman*	1-3	0-1	0-0	1-1-2	0	2	0	0	0	0	10
0 Octave*	7-11	0-2	0-1	2-1-3	1	14	0	1	0	1	20
3 Heidbreder*	7-10	3-4	3-3	0-6-6	4	20	3	1	0	1	40
10 Walker*	6-12	2-6	4-4	0-0-0	5	18	2	4	0	0	39
24 Mills*	0-2	0-0	0-2	0-0-0	0	0	0	1	0	0	14
4 Murphy	0-3	0-3	0-0	0-1-1	4	0	1	0	0	0	17
22 Jackson	1-10	0-3	7-10	2-8-10	3	9	7	1	2	0	30
30 Vander Zwaag	4-6	2-2	4-4	2-2-2	1	14	1	1	0	1	30
TEAM				2-2-4							
Totals	26-57	7-21	18-24	7-21-28	18	77	14	11	2	3	200
		1st	2nd	Total		FG%	3FG%		FT%		
New Mexico		43	48	91		58.9	50.0		81.0		
Air Force		30	47	77		45.6	33.3		75.0		

Points in the Paint-UNM 40, AFA 36; Points off Turnovers-UNM 13, AFA 12
2nd Chance Points-UNM 4, AFA 7; Fast Break Points-UNM 10, AFA 11
Bench Points-UNM 8, AFA 23. Score Tied 0-times. Lead changed 0-times.
Largest lead-UNM by 21 2nd-6:09, AFA none.
UNM led for 39:40, AFA led for 0:00, Game tied 0:20.
Officials: Tommy Nunez, Mark Riggs, Jeff Malham
Technical: none



2021-22 LOBO BASKETBALL



NEW MEXICO NORTHERN NM

78
46

GAME #24
Feb. 11, 2022
The Pit (8,214)
Albuquerque, NM

NMNC (12-3)	FG	3FG	FT	O-D-T	PF	TP	A	TO	BS	S	MP
11 Weaver*	8-16	1-5	1-2	2-5-7	1	18	1	2	1	1	35
23 Jafari*	2-5	0-2	0-0	2-2-4	1	4	1	1	0	3	25
30 Thomas*	1-8	0-2	0-0	0-3-3	0	2	1	3	0	0	16
24 Zambrano*	3-5	2-4	2-2	0-4-4	0	10	1	2	1	1	28
25 Perez*	0-3	0-1	0-0	0-1-1	3	0	2	2	0	1	25
3 Harris	1-6	0-2	2-2	0-1-1	1	4	0	4	0	0	18
5 Saterfield	3-11	0-2	0-0	1-5-6	3	6	1	1	0	0	21
13 Keys	0-0	0-0	0-0	0-2-2	3	0	0	3	0	0	13
33 Guedes	0-0	0-0	0-0	1-0-1	1	0	1	0	0	0	5
42 Herrera	0-4	0-2	0-0	0-1-1	0	0	0	0	0	0	10
50 Hernandez	1-1	0-0	0-0	0-0-0	1	2	0	0	0	0	2
TEAM	19-59	3-20	5-6	8-26-34	14	46	8	20	2	6	200
UNM (10-14)	FG	3FG	FT	O-D-T	PF	TP	A	TO	BS	S	MP
21 Allen-Tovar*	5-9	0-1	0-0	0-3-3	1	10	0	1	1	1	18
1 Singleton*	0-2	0-1	0-0	0-2-2	1	0	3	2	0	1	17
5 Mashburn*	8-13	2-4	3-3	0-0-0	1	21	2	2	0	1	25
10 House*	3-8	2-3	2-2	1-2-3	0	10	5	3	0	1	20
13 Johnson*	2-4	1-3	0-0	1-3-4	0	5	2	1	0	1	21
0 Jenkins	3-11	1-6	0-0	0-2-2	4	7	1	0	0	1	15
3 Forsling	2-4	0-0	0-0	0-4-10	1	4	2	0	0	1	17
20 Patterson	2-4	0-2	0-0	0-0-0	0	4	0	0	0	1	7
23 Fino-A-Lasell	1-1	0-1	0-0	0-3-3	0	3	0	1	0	0	3
24 Todd	1-6	0-3	4-4	0-3-3	1	6	1	1	1	1	20
30 Francis	2-4	0-2	0-0	0-2-2	0	4	1	0	0	1	12
33 Arroyo	1-1	0-0	0-0	0-0-0	0	2	0	1	0	0	7
34 Seck	1-2	0-0	0-0	2-5-7	2	2	1	0	0	0	18
TEAM	31-69	7-26	9-9	12-33-45	11	78	18	13	2	10	200
Totals	1st	2nd	Total	FG%	3FG%	FT%					
Northern NM	22	24	46	32.2	15.0	83.3					
New Mexico	32	46	78	44.9	26.9	100.0					

Points in the Paint-NMNC 20, UNM 40; Points off Turnovers-NMNC 7, UNM 15
2nd Chance Points-NMNC 6, UNM 6; Fast Break Points-NMNC 4, UNM 16
Bench Points-NMNC 12, UNM 32. Score Tied-2 times. Lead changed-3 times.
Largest lead-NMNC by 5 1st-17:51, UNM by 32 2nd-0:50.
NMNC led for 5:55, UNM led for 32:15, Game tied 2:50.
Officials: Michael Irving, James Ford, Tommy Johnson
Technical: none

NEW MEXICO #22 WYOMING

75
66

GAME #25
Feb. 15, 2022
The Pit (8,389)
Albuquerque, NM

UNW (21-4, 10-2)	FG	3FG	FT	O-D-T	PF	TP	A	TO	BS	S	MP
25 Oden*	5-5	1-1	3-3	3-1-4	1	14	0	0	1	1	30
33 Ike*	10-20	0-0	6-8	2-5-7	4	26	1	4	1	1	32
0 Jeffries*	2-10	1-9	0-0	0-4-4	1	5	4	0	0	3	40
5 Wenzel*	3-6	3-5	0-0	0-3-3	1	9	2	0	0	0	33
24 Maldonado*	2-12	0-1	5-8	2-3-5	2	9	4	8	0	0	40
10 Thompson	1-2	1-2	0-0	1-0-1	1	3	0	0	0	0	8
21 Reynolds	0-1	0-0	0-0	0-1-1	1	0	1	1	0	0	5
53 DuSell	0-1	0-1	0-0	0-0-0	4	0	0	1	0	0	13
TEAM	23-57	6-19	14-19	12-20-32	15	66	12	15	2	5	200
UNM (11-14, 3-8)	FG	3FG	FT	O-D-T	PF	TP	A	TO	BS	S	MP
21 Allen-Tovar*	5-9	2-5	3-5	2-6-8	3	15	1	2	2	1	34
3 Forsling*	0-0	0-0	0-0	0-2-2	5	0	0	0	3	0	17
5 Mashburn*	7-13	1-2	3-4	0-2-2	1	18	2	3	0	0	38
10 House*	12-23	4-8	6-6	1-3-4	4	34	6	7	1	2	37
13 Johnson*	0-0	0-0	0-0	0-4-4	1	0	0	0	0	3	30
0 Jenkins	1-2	1-1	0-0	0-3-7	0	3	0	1	0	0	20
1 Singleton	2-4	0-1	1-2	0-2-2	4	5	0	2	0	1	19
24 Todd	0-1	0-1	0-0	0-0-0	1	0	0	0	0	0	1
33 Arroyo	0-0	0-0	0-1	0-2-2	1	0	0	0	0	1	5
TEAM	27-52	8-18	13-18	9-24-33	20	75	9	16	6	8	200
Totals	1st	2nd	Total	FG%	3FG%	FT%					
Wyoming	33	33	66	40.4	31.6	73.7					
New Mexico	30	45	75	51.9	44.4	72.2					

Points in the Paint-UNW 34, UNM 26; Points off Turnovers-UNW 19, UNM 11
2nd Chance Points-UNW 10, UNM 8; Fast Break Points-UNW 6, UNM 15
Bench Points-UNW 3, UNM 8. Score Tied-8 times. Lead changed-8 times.
Largest lead-UNW by 7 2nd-17:24, UNM by 10 2nd-0:16.
UNW led for 13:22, UNM led for 21:08, Game tied 5:30.
Officials: Gregory Nixon, Gerry Pollard, Kevin Brill
Technical: none

COLORADO ST. NEW MEXICO

83
68

GAME #26
Feb. 17, 2022
The Pit (8,404)
Albuquerque, NM

CSU (21-3, 11-3)	FG	3FG	FT	O-D-T	PF	TP	A	TO	BS	S	MP
11 Thomas*	2-3	1-1	2-2	0-3-3	0	7	2	0	0	0	11
21 Roddy*	14-20	1-3	2-3	4-5-9	3	31	2	1	0	3	33
1 Tonje*	4-7	0-2	3-4	0-1-1	2	11	0	2	0	1	33
3 Moore*	2-6	1-4	0-0	0-2-2	2	5	4	3	0	1	28
4 Stevens*	5-9	2-2	0-0	0-3-3	1	12	7	2	0	2	39
10 Moors	1-1	0-0	2-2	1-4-5	2	4	0	1	0	0	15
13 Jacobs	2-6	0-2	1-1	1-5-6	2	5	0	1	1	1	24
15 Lake	3-10	2-7	0-0	2-0-2	1	8	1	0	0	0	12
23 Rivera	0-1	0-1	0-0	0-1-1	1	0	0	0	0	0	4
TEAM	33-63	7-22	10-12	10-26-36	14	83	16	10	1	8	200
UNM (11-15, 3-9)	FG	3FG	FT	O-D-T	PF	TP	A	TO	BS	S	MP
21 Allen-Tovar*	7-9	3-4	0-0	1-6-7	1	17	0	3	2	0	34
3 Forsling*	1-1	0-0	0-0	2-1-3	3	2	0	1	0	0	14
5 Mashburn*	5-16	1-5	6-8	0-6-6	0	17	4	1	0	1	37
10 House*	3-11	1-5	6-6	1-1-2	3	13	2	5	0	6	39
13 Johnson*	3-6	1-4	0-0	0-2-2	4	7	1	0	3	1	30
0 Jenkins	4-9	1-4	0-0	0-3-3	1	9	1	0	0	1	27
1 Singleton	1-2	0-0	1-2	0-1-1	2	3	2	1	0	0	18
TEAM	24-54	7-22	13-16	5-22-27	14	68	10	11	5	9	200
Totals	1st	2nd	Total	FG%	3FG%	FT%					
Colorado State	40	43	83	52.4	31.8	83.3					
New Mexico	42	26	68	44.4	31.8	81.3					

Points in the Paint-CSU 44, UNM 22; Points off Turnovers-CSU 18, UNM 15
2nd Chance Points-CSU 10, UNM 7; Fast Break Points-CSU 14, UNM 10
Bench Points-CSU 17, UNM 12. Score Tied-8 times. Lead changed-19 times.
Largest lead-CSU by 17 2nd-1:00, UNM by 3 1st-5:46.
CSU led for 29:18, UNM led for 6:50, Game tied 3:52.
Officials: Chris Rastatter, Glen Mayberry, Scott Brown
Technical: none

SAN JOSE ST NEW MEXICO

71
55

GAME #27
Feb. 20, 2022
Providence CU Events (1,682)
San Jose, CA

UNM (11-16, 3-10)	FG	3FG	FT	O-D-T	PF	TP	A	TO	BS	S	MP
21 Allen-Tovar*	5-11	0-2	1-2	2-2-4	2	11	0	2	0	2	28
0 Jenkins*	2-8	2-4	0-0	0-5-5	0	6	0	1	0	0	26
5 Mashburn*	6-14	0-1	5-8	0-3-3	3	17	2	1	0	1	36
10 House*	3-15	2-7	6-6	1-3-4	2	14	1	4	1	2	35
13 Johnson*	0-2	0-0	0-0	1-2-3	2	0	0	0	0	0	26
1 Singleton	2-4	0-0	1-4	1-2-3	3	5	3	1	0	2	28
3 Forsling	1-1	0-0	0-0	1-1-2	1	2	0	0	1	0	15
24 Todd	0-0	0-0	0-0	0-0-0	0	0	0	0	0	0	5
34 Seck	0-0	0-0	0-0	0-1-1	1	0	0	0	0	0	1
TEAM	19-55	4-14	13-20	10-20-30	14	55	6	9	2	7	200
SJSU (8-19, 1-14)	FG	3FG	FT	O-D-T	PF	TP	A	TO	BS	S	MP
15 Anderson*	5-8	3-5	0-0	0-3-3	3	13	0	1	1	0	29
23 Kuath*	4-5	0-0	0-0	0-4-4	1	8	0	2	1	0	18
31 Gorenar*	2-8	2-8	0-0	0-6-6	1	6	1	0	0	0	40
10 Moore*	7-14	1-3	3-3	4-6-10	2	18	10	4	2	2	36
13 Cardenas*	4-7	2-3	0-1	0-1-1	4	10	3	1	0	2	31
1 Simmons	0-3	0-1	0-0	0-0-0	1	0	0	0	0	0	7
2 Robinson	1-1	0-0	0-0	2-6-8	1	2	1	1	2	0	19
5 Diallo	7-11	0-0	0-1	2-3-5	4	14	0	3	1	0	18
42 O'Garro	0-0	0-0	0-0	0-0-0	0	0	0	1	0	0	2
TEAM	30-57	8-20	3-5	9-29-38	17	71	15	13	7	4	200
Totals	1st	2nd	Total	FG%	3FG%	FT%					
New Mexico	25	30	55	34.5	28.6	65.0					
San Jose State	25	46	71	52.6	40.0	60.0					

Points in the Paint-UNM 30, SJSU 40; Points off Turnovers-UNM 14, SJSU 12
2nd Chance Points-UNM 4, SJSU 8; Fast Break Points-UNM 13, SJSU 2
Bench Points-UNM 7, SJSU 16. Score Tied-7 times. Lead changed-6 times.
Largest lead-UNM by 6 1st-7:45, SJSU by 16 2nd-0:35.
UNM led for 8:33, SJSU led for 26:05, Game tied 5:22.
Officials: Rick Batsell, Ryan Holmes, Chad Shepherd
Technical: none

UTAH STATE NEW MEXICO

81
56

GAME #28
Feb. 22, 2022
Smith Spectrum (7,102)
Logan, UT

UNM (11-17, 3-11)	FG	3FG	FT	O-D-T	PF	TP	A	TO	BS	S	MP
21 Allen-Tovar*	5-8	1-2	0-2	2-4-6	1	11	0	1	1	1	25
1 Singleton*	2-5	0-1	0-0	1-1-2	1	4	0	2	0	2	19
5 Mashburn*	5-15	1-3	2-4	0-2-2	0	13	3	0	0	0	28
10 House*	1-8	0-1	0-0	0-4-4	2	2	1	2	0	1	26
13 Johnson*	1-3	1-1	0-0	2-3-5	0	3	1	0	0	0	20
0 Jenkins	5-12	2-7	0-0	0-2-2	1	12	2	1	1	0	24
3 Forsling	0-0	0-0	0-2	0-0-0	3	0	2	1	1	0	16
24 Todd	3-8	0-0	1-2	1-4-5	5	7	1	2	1	1	20
30 Francis	0-4	0-1	0-0	1-1-2	0	0	1	0	1	0	7
34 Seck	2-3	0-1	0-0	1-4-5	2	4	0	0	0	0	14
TEAM											
Totals	24-66	5-17	3-10	8-26-34	15	56	11	8	4	5	200
USU (11-17, 7-9)	FG	3FG	FT	O-D-T	PF	TP	A	TO	BS	S	MP
4 Horvath*	8-10	2-3	1-1	0-3-3	1	19	3	2	0	0	24
34 Beirson*	9-13	2-3	1-1	0-10-10	2	21	5	2	1	2	32
2 Bairstow*	5-8	0-2	2-3	0-4-4	0	12	3	1	0	0	24
3 Ashworth*	4-5	2-3	0-0	1-4-5	2	10	6	2	0	0	28
5 Elyte-Rock*	2-6	0-3	1-1	0-4-4	1	5	1	1	1	0	20
1 Wagstaff	0-0	0-0	2-2	0-0-0	0	2	1	0	0	0	11
11 Shulga	1-4	0-1	0-0	1-0-1	0	2	0	1	0	0	2
12 Zapala	1-3	0-0	0-0	1-5-6	1	2	0	1	2	0	10
14 Odum	0-1	0-0	0-0	0-0-0	0	0	0	0	0	0	2
15 Jones	0-1	0-1	0-0	0-0-0	3	0	3	0	0	2	16
21 Thelissen	0-1	0-0	0-0	0-1-1	0	0	0	0	0	0	2
22 Miller	1-3	1-3	0-0	0-1-1	0	3	0	0	0	0	12
24 Hamoda	1-4	1-3	0-0	0-4-4	2	3	1	0	0	1	11
32 Dorius	0-2	0-0	0-2	1-1-1	0	2	0	0	1	0	5
TEAM											
Totals	32-61	8-22	9-10	4-38-42	12	81	23	11	5	5	200
New Mexico	1st	2nd	3rd	4th		FG%	3FG%	FT%			
Utah State	38	43	56	81		36.4	29.4	30.0			
						52.5	36.4	90.0			



2021-22 LOBO BASKETBALL



SUPERLATIVES...

LARGEST LEAD AT ANY TIME:	33 (77-44) vs. Western New Mexico (Nov. 22)
LARGEST DEFICIT AT ANY TIME:	30 (53-83) at UNLV (Jan. 11)
LARGEST DEFICIT OVERCOME TO WIN:	7, vs. Wyoming (Feb. 15)
LARGEST LEAD SURRENDERED IN A LOSS:	17, vs. Utah State (Jan. 8)
LARGEST HALFTIME LEAD:	18 (45-27), vs. Western New Mexico (Nov. 22)
LARGEST HALFTIME DEFICIT:	17 (21-38), at Utah State (Feb. 22)
LARGEST HALFTIME DEFICIT OVERCOME TO WIN:	3 (30-33), vs. Wyoming (Feb. 15)
LARGEST HALFTIME LEAD SURRENDERED IN A LOSS:	15 (42-27), vs. Utah State (Jan. 8)
MOST CONSECUTIVE POINTS SCORED:	20, Western New Mexico (Nov. 22)
MOST CONSECUTIVE POINTS ALLOWED:	17, at UNLV (Jan. 11)

SPECIALTY STATS...

POINTS OFF TURNOVERS	NEW MEXICO	OPPONENT
Average	13.9	14.0
High	29 vs. Grambling State (Nov. 15)	25 vs. UAB (Nov. 25)
Low	3 vs. Boise State (Jan. 15)	5 vs. Norfolk State (Dec. 21)

2ND CHANCE POINTS	NEW MEXICO	OPPONENT
Average	9.1	9.9
High	23 vs. Denver (Dec. 9)	20, vs. Boise State (Jan. 15)
Low	2, twice	2, twice

POINTS IN THE PAINT	NEW MEXICO	OPPONENT
Average	28.4	36.9
High	40, twice	66 vs. New Mexico State (Dec. 6)
Low	16 at San Diego State (Jan. 31)	20 vs. Northern NM (Feb. 11)

FAST BREAK POINTS	NEW MEXICO	OPPONENT
Average	11.4	11.4
High	25 at NM State (Nov. 30)	25 at San Diego State (Jan. 31)
Low	1 at San Diego State (Jan. 31)	2, twice

BENCH POINTS	NEW MEXICO	OPPONENT
Average	20.9	19.2
High	45 vs. Denver (Dec. 9)	34 vs. New Mexico State (Dec. 6)
Low	4 vs. Towson (Nov. 26)	3 vs. Wyoming (Feb. 15)

LOBO LEADERS...

POINTS	2021-22	CAREER
Jamal Mashburn, Jr.	12	12
Jaelen House	11	11
KJ Jenkins	4	4
Javonte Johnson	2	2
Jay Allen-Tovar	2	2
Saquan Singleton	-	3
Jeremiah Francis III	-	1

ASSISTS	2021-22	CAREER
Jaelen House	19	19
Jamal Mashburn, Jr.	8	8
Saquan Singleton	4	16
Jeremiah Francis III	2	7
KJ Jenkins	1	1
Gethro Muscadin	1	1

BLOCKS	2021-22	CAREER
Jay Allen-Tovar	12	12
Taryn Todd	8	8
Gethro Muscadin	6	6
Emmanuel Kuac	4	6
Jaelen House	3	3
Sebastian Forsling	3	3
Saquan Singleton	2	8
Javonte Johnson	2	2
Jordan Arroyo	2	2
Birima Seck	1	1
Jeremiah Francis III	1	1

REBOUNDS	2021-22	CAREER
Jay Allen-Tovar	9	9
Javonte Johnson	6	7
Jaelen House	3	3
KJ Jenkins	3	3
Birima Seck	2	2
Gethro Muscadin	2	2
Sebastian Forsling	2	2
Saquan Singleton	1	4
Emmanuel Kuac	1	3
Taryn Todd	1	1

STEALS	2021-22	CAREER
Jaelen House	15	15
Saquan Singleton	8	16
Taryn Todd	5	5
Javonte Johnson	3	3
Jamal Mashburn, Jr.	3	3
Jay Allen-Tovar	3	3
Sebastian Forsling	2	2
KJ Jenkins	2	2
Jeremiah Francis III	1	6
Emmanuel Kuac	1	4
Clay Patterson	1	1

NEW MEXICO'S RECORD...

Home.....	9-7
Road	2-8
Neutral	0-2
Ranked Opponent (either AP or Coaches).....	1-1
Unranked Opponent.....	10-16
Leads at halftime	10-4
Trails at halftime	1-12
Tied at halftime.....	0-1
Goes into overtime.....	0-1
Leads by 10 or more points.....	10-2
Trails by 10 or more points.....	0-15
Shoots 50% or better	5-2
Shoots less than 50%	6-15
Shoots less than 45%	3-13
Shoots less than 40%	1-10
Opponent shoots 50% or better.....	0-8
Opponent shoots less than 50%.....	11-9
Opponent shoots less than 45%.....	6-4
Opponent shoots less than 40%.....	5-1
Has higher FG% than opponent	9-1
Has lower FG% than opponent.....	1-16
Has same FG% as opponent.....	1-0
Outrebounds its opponent	9-2
Outrebounded by opponent.....	2-15
Has same rebounds as opponent	0-0
Has more offensive rebounds than opponent.....	6-7
Has fewer offensive rebounds than opponent.....	5-8
Has same offensive rebounds as opponent	0-2
Has fewer turnovers than opponent.....	6-8
Has more turnovers than opponent	3-9
Has same turnovers as opponent.....	2-0
Has fewer than 10 turnovers	3-4
Opponent has fewer than 10 turnovers.....	3-2
Shoots more FTs than opponent.....	7-4
Shoots fewer FTs than opponent.....	2-12
Shoots the same FTs as opponent.....	2-1
Has game decided by 10 points or less or OT	4-7
Has game decided by 5 points or less or OT	1-4
Scores <60 points	0-5
Scores 60-69 points	1-4
Scores 70-79 points	2-6
Scores 80-89 points	5-1
Scores 90+ points	3-1
Allows <60 points.....	2-0
Allows 60-69 points.....	4-1
Allows 70-79 points.....	3-7
Allows 80-89 points.....	0-6
Allows 90+ points.....	2-3
Wins the tip	5-9
Loses the tip.....	6-8
White uniforms.....	8-7
Red uniforms	2-8
Turquoise uniforms	1-2



KJ JENKINS

Guard | 6-2 | Atlanta, Ga.

Creekview HS | North Georgia | Kilgore College



10.0 PPG | 3.0 RPG | 22.1 MPG

SEASON HIGHLIGHTS

- Tri-Captain
- Had 16 points and a season-high nine rebounds at San Diego State (Jan. 31)
- Scored 17 points (5-9 3FG) at No. 23 Colorado State (Jan. 19)
- Scored a career-high 26 points at UNLV (Jan. 11)
- Scored all of his 21 points in the second half vs. Denver (Dec. 9)
- Missed the Towson and at New Mexico State games due to injury
- Had 20 points and five assists vs. Western New Mexico (Nov. 22)
- Scored 17 points (4-5 3FG) vs. Montana State (Nov. 20)

GAME-BY-GAME STATS

Opponent	MP	FG-A	3G-A	FT-A	O-D-T	PF	A	TO	BS	ST	TP
FAU	25	4-6	2-3	0-0	1-2-3	1	0	1	0	1	10
at Colorado	16	0-6	0-4	0-0	0-0-0	1	0	1	0	1	0
Grambling State	10	2-5	2-4	0-0	0-1-1	4	0	0	0	0	6
Montana State	27	4-8	4-5	5-7	2-1-3	3	3	0	0	1	17
Western NM	25	7-10	4-7	2-2	0-1-1	2	5	2	0	3	20
vs. UAB	4	0-2	0-2	0-0	0-0-0	1	0	0	0	0	0
vs. Towson					DNP-						
at NM State					DNP-						
NM State	22	3-8	1-5	0-0	0-2-2	3	0	1	0	0	7
Denver	25	7-14	5-11	2-2	0-1-1	3	2	0	0	0	21
UTEP	23	2-5	2-4	5-5	0-5-5	1	0	1	0	1	11
SMU	22	4-10	2-7	0-0	1-1-2	1	0	0	0	0	10
Norfolk State	12	1-10	0-8	2-2	0-2-2	1	0	0	0	1	4
at Nevada	12	2-3	1-2	0-0	0-0-0	3	0	2	0	0	5
Utah State	14	2-9	2-6	0-0	1-1-2	0	1	2	0	0	6
at UNLV	30	8-17	5-13	5-5	0-4-4	1	1	2	0	1	26
Boise State	29	5-11	4-7	1-2	0-1-1	4	2	2	0	0	15
at Colorado State	27	5-9	5-9	2-3	2-3-5	4	0	0	0	0	17
at Wyoming	26	1-7	0-5	3-3	0-3-3	1	0	0	0	1	5
Fresno State	29	3-11	2-7	0-0	2-4-6	5	0	0	0	0	8
San Jose State	31	4-12	3-9	2-2	1-6-7	3	3	0	0	0	13
at San Diego State	28	6-13	3-8	1-1	0-9-9	1	0	2	0	1	16
at Air Force*	24	2-6	1-3	0-0	0-3-3	5	1	1	0	0	5
Northern NM	15	3-11	1-6	0-0	0-2-2	4	1	0	0	1	7
Wyoming	20	1-2	1-1	0-0	4-3-7	0	0	1	0	0	3
Colorado State	27	4-9	1-4	0-0	0-3-3	1	1	0	0	1	9
at San Jose State*	26	2-8	2-4	0-0	0-5-5	0	0	1	0	0	6
at Utah State	24	5-12	2-7	0-0	0-2-2	1	2	0	0	0	12

* game started

SINGLE GAME HIGHS (NCAA)

POINTS

CAREER: 26 at UNLV (Jan. 11)
SEASON: 26 at UNLV (Jan. 11)

REBOUNDS

CAREER: 11 at Columbus State (2/12/20)^{NG}
SEASON: 9 at San Diego State (1/31/22)

FIELD GOALS

CAREER: 8 three times
SEASON: 8 at UNLV (Jan. 11)

FIELD GOAL ATTEMPTS

CAREER: 19 at Clayton State (2/29/20)^{NG}
SEASON: 17 at UNLV (Jan. 11)

3-POINTERS

CAREER: 5 four times
SEASON: 5 three times

3-POINT ATTEMPTS

CAREER: 13 at UNLV (Jan. 11)
SEASON: 13 at UNLV (Jan. 11)

FREE THROWS

CAREER: 8 at Georgia College (2/22/20)^{NG}
SEASON: 5 three times

FREE THROW ATTEMPTS

CAREER: 8 twice
SEASON: 7 vs. Montana State (11/20/21)

ASSISTS

CAREER: 7 at Clayton State (2/29/20)^{NG}
SEASON: 5 vs. Western New Mexico (11/22/21)

BLOCKS

CAREER: 1 vs. Georgia Southwestern (2/5/20)^{NG}
SEASON: --

STEALS

CAREER: 3 twice
SEASON: 3 vs. Western New Mexico (11/22/21)

MINUTES

CAREER: 33 at Georgia College (2/22/20)^{NG}
SEASON: 31 vs. San Jose State (1/28/22)

CAREER STATISTICS

Year	G-GS	Min-Avg.	FG-FGA	Pct.	3FG-3FGA	Pct.	FT-FTA	Pct.	Off-Def.	Reb-Avg.	PF-DQ	Ast	TO	Blk	Stl	Pts-Avg
2019-20%	20-0	483-24.2	91-225	.404	46-126	.365	59-69	.855	8-73	81-4.1	41-1	43	21	1	19	287-14.4
Conf	19-0	462-24.3	87-213	.408	43-119	.361	59-69	.855	8-72	80-4.2	40-0	41	18	1	19	276-14.5
2020-21^	23-23	686-29.8	116-269	.431	85-181	.470	47-54	.870	8-85	93-4.0	29-0	62	37	0	21	364-15.8
Conf	20-20	593-29.6	98-233	.421	70-153	.458	34-38	.895	6-68	74-3.7	24-0	56	30	0	17	300-15.0
2021-22	26-2	575-22.1	87-224	.388	55-151	.364	30-34	.882	14-65	79-3.0	54-2	22	19	0	13	259-10.0
Conf	14-2	348-24.9	50-129	.388	32-85	.376	14-16	.875	10-47	57-4.1	29-2	11	13	0	4	146-10.4
NCAA Total	46-2	1058-23.0	178-449	.396	101-277	.365	89-103	.864	22-138	160-3.5	95-3	65	40	1	32	546-11.9

% at North Georgia; ^ at Kilgore



SAQUAN SINGLETON

Guard | 6-6 | Bronx, N.Y.

Monsignor Scanlan HS | Hutchinson CC

1

4.7 PPG | 3.0 RPG | 19.5 MPG

SEASON HIGHLIGHTS

- Tri-Captain
- Missed three games due to a toe injury before returning vs. San Jose State (Jan. 28)
- Scored 10 points vs. Utah State (Jan. 8)
- Had a season-high 14 points in first start of season at Nevada (Jan. 1)
- Had 11 points, nine rebounds and five assists vs. UTEP (Dec. 12)
- Had eight points and seven rebounds vs. New Mexico State (Dec. 6)
- Had eight points vs. UAB in season debut (Nov. 25)
- Missed the start of the season after having a heart abnormality discovered when returning from illness in October

GAME-BY-GAME STATS

Opponent	MP	FG-A	3G-A	FT-A	O-D-T	PF	A	TO	BS	ST	TP
FAU					-DNP-						
at Colorado					-DNP-						
Grambling St					-DNP-						
Montana State					-DNP-						
Western NM					-DNP-						
vs. UAB	18	2-3	1-1	3-9	2-1-3	0	1	1	0	2	8
vs. Towson	17	0-3	0-1	0-0	1-0-1	5	1	2	0	0	0
at NM State	12	1-2	0-1	0-0	1-1-2	1	1	0	1	0	2
NM State	22	2-6	0-0	4-7	3-4-7	2	1	2	2	2	8
Denver	23	2-5	0-0	2-4	0-3-3	1	2	0	1	0	6
UTEP	28	5-7	0-0	1-4	3-6-9	2	5	1	0	0	11
SMU	11	2-2	0-0	0-0	1-1-2	4	0	1	0	1	4
Norfolk State	21	1-1	0-0	0-0	1-5-6	1	3	2	0	1	2
at Nevada*	18	6-7	1-1	1-1	1-3-4	4	3	2	0	1	14
Utah State*	34	4-6	1-2	1-1	1-3-4	2	1	2	1	3	10
at UNLV*	17	1-1	0-0	0-4	0-4-4	2	0	1	0	0	2
Boise State*	24	0-3	0-1	0-4	0-3-3	4	1	2	1	0	0
at Colorado State					-DNP-						
at Wyoming					-DNP-						
Fresno State					-DNP-						
San Jose State	3	1-1	0-0	0-0	0-0-0	0	0	0	0	0	2
at San Diego State	20	0-3	0-0	0-0	0-2-2	4	0	1	0	2	0
at Air Force	19	3-3	0-0	1-1	0-0-0	4	2	0	1	0	7
Northern NM*	17	0-2	0-1	0-0	0-2-2	1	3	2	0	1	0
Wyoming	19	2-4	0-1	1-2	0-2-2	4	0	2	0	1	5
Colorado State	19	1-2	0-0	1-2	0-1-1	2	2	1	0	0	3
at San Jose State	28	2-4	0-0	1-4	1-2-3	3	3	1	0	2	5
at Utah State*	19	2-5	0-1	0-0	1-1-2	1	0	2	0	2	4

* game started

SINGLE GAME HIGHS (NCAA)

POINTS

CAREER: 17 at Dixie State (1/13/21)
SEASON: 14 at Nevada (1/1/22)

REBOUNDS

CAREER: 10 twice
SEASON: 9 vs. UTEP (12/12/21)

FIELD GOALS

CAREER: 7 vs. San Jose State (1/23/21)
SEASON: 6 at Nevada (1/1/22)

FIELD GOAL ATTEMPTS

CAREER: 9 seven times
SEASON: 7 twice

3-POINTERS

CAREER: 2 vs. Wyoming (2/17/21)
SEASON: 1 three times

3-POINT ATTEMPTS

CAREER: 4 vs. Wyoming (2/17/21)
SEASON: 2 vs. Utah State (1/8/21)

FREE THROWS

CAREER: 7 twice
SEASON: 4 vs. New Mexico State (12/6/21)

FREE THROW ATTEMPTS

CAREER: 10 twice
SEASON: 9 vs. UAB (11/25/21)

ASSISTS

CAREER: 13 at Air Force (2/22/21)
SEASON: 5 vs. UTEP (12/12/21)

BLOCKS

CAREER: 3 at Colorado State (3/3/21)
SEASON: 2 vs. New Mexico State (12/6/21)

STEALS

CAREER: 4 at UNLV (1/18/21)
SEASON: 3 vs. Utah State (1/8/21)

MINUTES

CAREER: 36 at Dixie State (1/13/21)
SEASON: 34 vs. Utah State (1/8/21)

CAREER STATISTICS

Year	G-GS	Min-Avg.	FG-FGA	Pct.	3FG-3FGA	Pct.	FT-FTA	Pct.	Off-Def.	Reb-Avg.	PF-DQ	Ast	TO	Blk	Stl	Pts-Avg
2018-19 ^A	34-30	801-23.6	119-228	.522	1-9	.111	62-134	.463	40-156	196-5.8	101-5	96	74	20	48	301-8.9
2019-20 ^A	32-32	990-30.9	153-282	.543	0-1	.000	70-130	.538	65-168	233-7.3	77-3	154	100	27	47	376-11.8
JUICO Total	66-62	1791-27.1	272-510	.533	1-10	.100	132-264	.500	105-324	429-6.5	178-8	250	174	47	95	677-10.3
2020-21	22-22	566-25.7	59-142	.415	2-12	.167	57-111	.514	32-67	99-4.5	51-2	75	51	15	20	177-8.0
Conf	17-17	436-25.6	42-111	.378	2-11	.182	43-84	.512	22-48	70-4.1	41-2	60	44	10	19	129-7.6
2021-22	20-6	390-19.5	37-70	.529	3-10	.300	16-43	.372	16-44	60-3.0	47-1	29	25	7	18	93-4.7
Conf	11-5	220-20.0	22-39	.564	2-6	.333	6-19	.316	4-21	25-2.3	30-0	12	14	3	11	52-4.7
NCAA Total	42-28	958-22.8	96-212	.453	5-22	.227	73-154	.474	48-111	159-3.8	98-3	104	76	22	38	270-6.4

^A at Hutchinson CC



SEBASTIAN FORSLING

Center | 7-0 | Floda, Sweden
RIG Mark

3

1.9 PPG | 2.4 RPG | 14.2 MPG

SEASON HIGHLIGHTS

- Had four points and a career-high 10 rebounds vs. Northern New Mexico (Feb. 11)
- Had four points and five rebounds vs. Fresno State (Jan. 25)
- Had four points and eight rebounds vs. Boise State (Jan. 15)
- Had four points and three rebounds vs. SMU (Dec. 19)
- Scored a season-high seven points vs. Denver (Dec. 9)
- Made first career start vs. Grambling State (Nov. 15)
- Scored his first collegiate points (four) at Colorado (Nov. 13)
- Played four minutes vs. FAU in collegiate debut (Nov. 10)

GAME-BY-GAME STATS

Opponent	MP	FG-A	3G-A	FT-A	O-D-T	PF	A	TO	BS	ST	TP
FAU	4	0-0	0-0	0-0	1-0-1	2	1	1	0	0	0
at Colorado	7	2-2	0-0	0-0	0-0-0	2	0	0	0	0	4
Grambling State*	3	0-0	0-0	0-0	0-0-0	0	0	0	0	0	0
Montana State					-DNP-						
Western NM	10	1-1	0-0	0-0	0-1-1	1	0	0	0	1	2
vs. UAB					-DNP-						
vs. Towson					-DNP-						
at NM State					-DNP-						
NM State					-DNP-						
Denver	18	3-5	0-0	1-1	1-1-2	2	1	2	1	0	7
UTEP	2	0-0	0-0	0-0	0-0-0	0	0	0	0	0	0
SMU*	14	2-4	0-1	0-1	2-1-3	1	0	0	0	1	4
Norfolk State*	17	0-1	0-0	1-2	2-0-2	2	0	0	1	0	1
at Nevada*	16	0-3	0-0	1-2	2-1-3	2	1	1	0	0	1
Utah State	18	0-1	0-1	2-4	1-0-1	1	0	3	0	0	2
at UNLV*	24	0-2	0-0	0-0	0-2-2	3	0	5	0	0	0
Boise State*	16	2-3	0-1	0-0	3-5-8	4	0	0	1	0	4
at Colorado State*	26	0-1	0-1	0-0	0-2-2	4	1	0	0	0	0
at Wyoming*	12	1-3	0-1	0-0	1-1-2	3	0	0	0	1	2
Fresno State*	21	2-4	0-1	0-0	4-1-5	4	1	1	0	1	4
San Jose State*	14	1-3	0-0	0-0	1-0-1	2	1	0	0	0	2
at San Diego State*	21	1-3	0-0	0-0	1-5-6	2	1	3	0	0	2
at Air Force	2	0-0	0-0	1-2	0-0-0	1	0	0	1	0	1
Northern NM	17	2-4	0-0	0-0	6-4-10	1	2	0	0	1	4
Wyoming*	17	0-0	0-0	0-0	0-2-2	5	0	0	3	0	0
Colorado State*	14	1-1	0-0	0-0	2-1-3	3	0	1	0	0	2
at San Jose State	15	1-1	0-0	0-0	1-1-2	1	0	0	1	0	2
at Utah State	16	0-0	0-0	0-2	0-0-0	3	2	1	1	0	0

* game started

SINGLE GAME HIGHS

POINTS

CAREER: 7 vs. Denver (12/9/21)
SEASON: 7 vs. Denver (12/9/21)

REBOUNDS

CAREER: 10 vs. Northern New Mexico (2/11/22)
SEASON: 10 vs. Northern New Mexico (2/11/22)

FIELD GOALS

CAREER: 3 vs. Denver (12/9/21)
SEASON: 3 vs. Denver (12/9/21)

FIELD GOAL ATTEMPTS

CAREER: 5 vs. Denver (12/9/21)
SEASON: 5 vs. Denver (12/9/21)

3-POINTERS

CAREER: --
SEASON: --

3-POINT ATTEMPTS

CAREER: 1 six times
SEASON: 1 six times

FREE THROWS

CAREER: 2 vs. Utah State (1/8/21)
SEASON: 2 vs. Utah State (1/8/21)

FREE THROW ATTEMPTS

CAREER: 4 vs. Utah State (1/8/21)
SEASON: 4 vs. Utah State (1/8/21)

ASSISTS

CAREER: 2 twice
SEASON: 2 twice

BLOCKS

CAREER: 3 vs. Wyoming (2/15/22)
SEASON: 3 vs. Wyoming (2/15/22)

STEALS

CAREER: 1 five times
SEASON: 1 five times

MINUTES

CAREER: 26 at Colorado State (1/19/22)
SEASON: 26 at Colorado State (1/19/22)

CAREER STATISTICS

Year	G-GS	Min-Avg.	FG-FGA	Pct.	3FG-3FGA	Pct.	FT-FTA	Pct.	Off-Def.	Reb-Avg.	PF-DQ	Ast	TO	Blk	Stl	Pts-Avg
2021-22	23-13	326-14.2	19-42	.452	0-6	.000	6-14	.429	28-28	56-2.4	49-1	11	18	9	5	44-1.9
Conf	14-10	233-16.6	9-25	.360	0-5	.000	4-10	.400	16-21	37-2.6	38-1	7	15	7	2	22-1.6



EMMANUEL KUAC

Guard | 6-7 | Calgary, Alb.
Kearns HS

4

4.2 PPG | 4.3 RPG | 17.8 MPG

SEASON HIGHLIGHTS

- Will miss the rest of the season after suffering lower leg fractures in the Utah State game (Jan. 8)
- Missed nine of the first 11 games this season due to injury
- Had five points vs. Utah State in his first start of the season (Jan. 8)
- Set career highs with 11 points, nine rebounds, three blocks and two assists vs. Norfolk State (Dec. 21)
- Had six points, three rebounds and two blocks at New Mexico State (Nov. 30)
- Made season debut vs. Towson (Nov. 26)
- Had eight points and six rebounds in the exhibition vs. New Mexico Highlands (Nov. 5)

GAME-BY-GAME STATS

Opponent	MP	FG-A	3G-A	FT-A	O-D-T	PF	A	TO	BS	ST	TP
FAU					-DNP-						
at Colorado					-DNP-						
Grambling State					-DNP-						
Montana State					-DNP-						
Western NM					-DNP-						
vs. UAB					-DNP-						
vs. Towson	4	0-0	0-0	0-0	1-0-1	0	0	0	0	0	0
at NM State	23	2-2	0-0	2-4	0-3-3	3	0	2	2	0	6
NM State					-DNP-						
Denver					-DNP-						
UTEP					-DNP-						
SMU	18	0-2	0-1	0-0	1-2-3	4	1	0	1	1	0
Norfolk State	23	5-7	0-1	1-2	3-6-9	2	2	0	3	0	11
at Nevada	23	1-5	1-3	0-0	1-8-9	3	0	1	2	1	3
Utah State*	15	2-4	1-2	0-0	0-1-1	4	0	3	1	0	5
at UNLV					-DNP-						
Boise State					-DNP-						
at Colorado State					-DNP-						
at Wyoming					-DNP-						
Fresno State					-DNP-						
San Jose State					-DNP-						
at San Diego State					-DNP-						
at Air Force					-DNP-						
Northern NM					-DNP-						
Wyoming					-DNP-						
Colorado State					-DNP-						
at San Jose State					-DNP-						
at Utah State					-DNP-						

* game started

SINGLE GAME HIGHS

POINTS

CAREER: 11 vs. Norfolk State (12/21/21)
SEASON: 11 vs. Norfolk State (12/21/21)

REBOUNDS

CAREER: 9 twice
SEASON: 9 twice

FIELD GOALS

CAREER: 5 vs. Norfolk State (12/21/21)
SEASON: 5 vs. Norfolk State (12/21/21)

FIELD GOAL ATTEMPTS

CAREER: 8 at Air Force (2/24/21)
SEASON: 7 vs. Norfolk State (12/21/21)

3-POINTERS

CAREER: 3 vs. Our Lady of the Lake (12/15/20)
SEASON: 1 twice

3-POINT ATTEMPTS

CAREER: 7 at Air Force (2/24/21)
SEASON: 3 at Nevada (1/1/22)

FREE THROWS

CAREER: 3 vs. Wyoming (2/17/21)
SEASON: 2 at New Mexico State (11/30/21)

FREE THROW ATTEMPTS

CAREER: 4 three times
SEASON: 4 at New Mexico State (11/30/21)

ASSISTS

CAREER: 2 five times
SEASON: 2 vs. Norfolk State (12/21/21)

BLOCKS

CAREER: 3 twice
SEASON: 3 vs. Norfolk State (12/21/21)

STEALS

CAREER: 3 vs. Wyoming (2/19/21)
SEASON: 1 twice

MINUTES

CAREER: 25 vs. San Jose State (1/21/21)
SEASON: 23 three times

CAREER STATISTICS

Year	G-GS	Min-Avg.	FG-FGA	Pct.	3FG-3FGA	Pct.	FT-FTA	Pct.	Off-Def.	Reb-Avg.	PF-DQ	Ass	TO	Blk	Stl	Pts-Avg
2019-20	19-0	118-6.2	12-23	.522	3-9	.333	1-6	.167	8-17	25-1.3	17-0	5	4	4	3	28-1.5
Conf	10-2	111-11.1	7-33	.212	1-11	.091	4-6	.667	1-12	13-1.3	10-0	10	12	0	4	19-1.9
2020-21	21-5	350-16.7	26-84	.310	14-54	.259	6-11	.545	16-52	68-3.2	46-1	11	24	8	12	72-3.4
Conf	17-3	275-16.2	16-62	.258	10-43	.233	5-8	.625	12-39	51-3.0	36-0	6	17	6	10	47-2.8
2021-22	6-1	107-17.8	10-20	.500	2-7	.286	3-6	.500	6-20	26-4.3	16-0	3	6	9	2	25-4.2
Conf	2-1	38-19.0	3-9	.333	2-5	.400	0-0	.000	1-9	10-5.0	7-0	0	4	3	1	8-4.0
CAREER	46-6	570-12.4	48-127	.378	19-70	.271	10-23	.435	30-89	119-2.6	79-1	19	34	21	17	125-2.7



JAMAL MASHBURN, Jr.

Guard | 6-2 | Miami, Fla.

Brewster Academy | Minnesota

5

17.7 PPG | 2.8 RPG | 33.7 MPG

SEASON HIGHLIGHTS

- Tri-Captain
- Had 23 points (9-12 FG) and a career-high six rebounds vs. San Jose State (Jan. 28)
- Set career highs of 29 points and eight assists vs. Utah State (Jan. 8)
- Had 25 points vs. SMU (Dec. 19)
- Had 26 points vs. New Mexico State (Dec. 6)
- Scored 15 of his 19 points in the second half at New Mexico State (Nov. 30)
- Had 26 points vs. Towson (Nov. 26)
- Scored 26 points vs. UAB (Nov. 25)

GAME-BY-GAME STATS

Opponent	MP	FG-A	3G-A	FT-A	O-D-T	PF	A	TO	BS	ST	TP
FAU*	34	6-16	2-5	0-0	0-2-2	1	3	0	0	1	14
at Colorado*	35	8-16	1-6	3-4	1-4-5	1	1	4	0	0	20
Grambling State*	34	7-14	2-5	2-2	1-4-5	4	2	3	1	0	18
Montana State*	37	8-13	1-2	4-7	0-1-1	1	4	1	0	2	21
Western NM*	26	7-11	0-1	5-7	0-4-4	1	1	3	1	0	19
vs. UAB*	36	9-15	2-7	6-6	0-2-2	1	3	5	0	1	26
vs. Towson*	39	9-18	4-8	4-4	0-3-3	0	1	1	0	1	26
at NM State*	28	6-13	2-4	5-6	0-1-1	2	3	1	0	0	19
NM State*	42	10-17	3-3	3-3	1-2-3	2	3	0	0	0	26
Denver*	21	2-11	0-4	6-8	1-2-3	1	2	2	0	0	10
UTEP*	30	1-12	0-5	0-1	0-1-1	3	1	4	1	0	2
SMU*	36	9-21	1-5	6-8	1-1-2	2	3	4	0	0	25
Norfolk State*	30	5-19	3-11	0-0	0-5-5	0	0	2	0	1	13
at Nevada*	34	6-17	3-8	2-3	0-3-3	1	1	2	0	1	17
Utah State*	38	8-16	4-6	9-12	0-2-2	3	8	3	0	0	29
at UNLV*	30	3-11	1-6	4-4	0-2-2	3	2	2	0	0	11
Boise State*	35	4-12	2-3	0-0	0-0-0	5	0	2	0	0	10
at Colorado State*	36	6-18	1-8	0-0	0-4-4	1	0	1	0	1	13
at Wyoming*	36	10-17	2-3	0-0	0-3-3	4	4	3	0	4	22
Fresno State*	38	4-12	0-2	7-9	0-1-1	2	1	2	0	0	15
San Jose State*	38	9-12	3-5	2-2	0-6-6	1	1	1	0	1	23
at San Diego State*	27	3-11	1-5	3-4	0-2-2	2	3	4	0	1	10
at Air Force*	39	7-14	1-1	5-7	1-3-4	3	1	1	0	0	20
Northern NM*	25	8-13	2-4	3-3	0-0-0	1	2	2	0	1	21
Wyoming*	38	7-13	1-2	3-4	0-2-2	1	2	3	0	0	18
Colorado State*	37	5-16	1-5	6-8	0-6-6	0	4	1	0	1	17
at San Jose State*	36	6-14	0-1	5-8	0-3-3	3	2	1	0	1	17
at Utah State*	28	5-15	1-3	2-4	0-2-2	0	3	0	0	0	13

* game started

SINGLE GAME HIGHS

POINTS

CAREER: 29 vs. Utah State (1/8/21)
SEASON: 29 vs. Utah State (1/8/21)

REBOUNDS

CAREER: 6 four times
SEASON: 6 twice

FIELD GOALS

CAREER: 10 twice
SEASON: 10 twice

FIELD GOAL ATTEMPTS

CAREER: 22 vs. Ohio State (3/11/21) ^{UM}
SEASON: 21 vs. SMU (12/19/21)

3-POINTERS

CAREER: 4 twice
SEASON: 4 twice

3-POINT ATTEMPTS

CAREER: 11 vs. Norfolk State (12/21/21)
SEASON: 11 vs. Norfolk State (12/21/21)

FREE THROWS

CAREER: 9 vs. Utah State (1/8/21)
SEASON: 9 vs. Utah State (1/8/21)

FREE THROW ATTEMPTS

CAREER: 12 vs. Utah State (1/8/21)
SEASON: 12 vs. Utah State (1/8/21)

ASSISTS

CAREER: 8 vs. Utah State (1/8/21)
SEASON: 8 vs. Utah State (1/8/21)

BLOCKS

CAREER: 1 six times
SEASON: 1 three times

STEALS

CAREER: 4 at Wyoming (1/22/22)
SEASON: 4 at Wyoming (1/22/22)

MINUTES

CAREER: 42 vs. New Mexico State (12/6/21)
SEASON: 42 vs. New Mexico State (12/6/21)

CAREER STATISTICS

Year	G-GS	Min-Avg.	FG-FGA	Pct.	3FG-3FGA	Pct.	FT-FTA	Pct.	Off-Def.	Reb-Avg.	PF-DQ	Ast	TO	Blk	Stl	Pts-Avg
2020-21 [^]	29-8	641-22.1	85-243	.350	24-87	.276	43-54	.796	7-38	45-1.6	42-0	45	30	3	12	237-8.2
Conf	20-6	489-24.5	62-182	.341	9-67	.284	33-40	.825	4-35	39-2.0	33-0	29	24	2	8	176-8.8
2021-22	28-28	945-33.7	178-407	.437	44-128	.344	95-124	.766	6-71	77-2.8	49-1	61	58	3	17	495-17.7
Conf	14-14	491-35.1	83-198	.419	21-58	.362	48-65	.738	1-39	40-2.9	29-1	32	26	0	10	235-16.8
CAREER	57-36	1585-27.8	263-650	.405	68-215	.316	138-178	.775	13-109	122-2.1	91-1	106	88	6	29	732-12.8

[^] at Minnesota



JAELEN HOUSE

Guard | 6-0 | Phoenix, Ariz.

Shadow Mountain HS | Arizona State

10

16.5 PPG | 4.5 APG | 31.8 MPG

SEASON HIGHLIGHTS

- Had 34 points and six assists vs. No. 22 Wyoming (Feb. 15)
- Set career highs of 42 points (15-22 FG) and eight rebounds at Air Force (Feb. 5)
- First career double-double with 18 points and a career-high 13 assists vs. San Jose State (Jan. 28)
- Had 21 points and seven assists vs. Boise State (Jan. 15)
- Scored a career-high 31 points at New Mexico State (Nov. 30)
- Had 18 points, seven assists and a career-high eight steals vs. Grambling State (Nov. 15)
- Had a team-high 22 points at Colorado (Nov. 13)
- Had 30 points in the season-opener vs. FAU (Nov. 10), the 2nd-most points by a Lobo in their UNM debut

GAME-BY-GAME STATS

Opponent	MP	FG-A	3G-A	FT-A	O-D-T	PF	A	TO	BS	ST	TP
FAU*	37	10-19	3-5	7-10	0-3-3	3	6	3	0	2	30
at Colorado*	31	7-15	3-7	5-5	0-1-1	5	4	1	0	2	22
Grambling State*	38	7-16	1-8	3-5	0-2-2	3	7	5	1	8	18
Montana State*	18	3-7	0-2	2-2	0-2-2	4	1	4	0	1	8
Western NM					-DNP-						
vs. UAB*	36	4-15	2-6	2-3	1-4-5	3	5	7	0	0	12
vs. Towson*	36	2-8	2-6	2-2	1-3-4	3	4	0	0	1	8
at NM State*	36	9-19	3-6	10-11	0-4-4	3	5	1	0	0	31
NM State*	38	7-17	2-6	5-5	0-2-2	1	2	4	1	1	21
Denver*	21	3-10	0-3	3-3	0-2-2	1	2	0	0	3	9
UTEP*	22	2-7	1-2	3-3	0-2-2	4	4	4	0	3	8
SMU*	38	4-16	1-9	7-8	0-3-3	3	7	2	1	1	16
Norfolk State*	27	4-8	2-5	6-8	0-3-3	3	6	1	0	4	16
at Nevada*	32	4-16	1-5	9-10	0-1-1	2	6	3	0	3	18
Utah State*	39	3-14	2-7	0-0	0-6-6	5	6	1	0	1	8
at UNLV*	23	4-10	0-4	0-1	2-5-7	4	3	4	0	2	8
Boise State*	32	8-13	1-3	4-7	0-3-3	4	7	4	1	2	21
at Colorado State*	36	8-14	2-6	0-0	0-4-4	2	7	6	0	3	18
at Wyoming*	30	7-14	0-2	4-4	0-1-1	4	4	2	2	1	18
Fresno State*	36	6-12	1-4	6-6	1-4-5	0	5	5	1	2	19
San Jose State*	38	5-10	2-4	6-6	2-5-7	1	13	3	0	1	18
at San Diego State*	19	1-4	1-3	0-0	0-2-2	3	0	5	0	1	3
at Air Force*	40	15-22	4-7	8-9	1-7-8	2	2	6	0	4	42
Northern NM*	20	3-8	2-3	2-2	1-2-3	0	5	3	0	1	10
Wyoming*	37	12-23	4-8	6-6	1-3-4	4	6	7	1	2	34
Colorado State*	39	3-11	1-5	6-6	1-1-2	3	2	5	0	6	13
at San Jose State*	35	3-15	2-7	6-6	1-3-4	2	1	4	1	2	14
at Utah State*	26	1-8	0-1	0-0	0-4-4	2	1	2	0	1	2

* game started

SINGLE GAME HIGHS

POINTS

CAREER: 42 at Air Force (2/5/22)
SEASON: 42 at Air Force (2/5/22)

REBOUNDS

CAREER: 8 at Air Force (2/5/22)
SEASON: 8 at Air Force (2/5/22)

FIELD GOALS

CAREER: 15 at Air Force (2/5/22)
SEASON: 15 at Air Force (2/5/22)

FIELD GOAL ATTEMPTS

CAREER: 23 vs. Wyoming (2/15/22)
SEASON: 23 vs. Wyoming (2/15/22)

3-POINTERS

CAREER: 5 vs. Texas Southern (12/28/19)^{ASU}
SEASON: 4 twice

3-POINT ATTEMPTS

CAREER: 9 vs. SMU (12/19/21)
SEASON: 9 vs. SMU (12/19/21)

FREE THROWS

CAREER: 10 at New Mexico State (11/30/21)
SEASON: 10 at New Mexico State (11/30/21)

FREE THROW ATTEMPTS

CAREER: 11 at New Mexico State (11/30/21)
SEASON: 11 at New Mexico State (11/30/21)

ASSISTS

CAREER: 13 vs. San Jose State (1/28/22)
SEASON: 13 vs. San Jose State (1/28/22)

BLOCKS

CAREER: 2 at Wyoming (1/22/22)
SEASON: 2 at Wyoming (1/22/22)

STEALS

CAREER: 8 vs. Grambling State (11/15/21)
SEASON: 8 vs. Grambling State (11/15/21)

MINUTES

CAREER: 40 at Air Force (2/5/22)
SEASON: 40 at Air Force (2/5/22)

CAREER STATISTICS

Year	G-GS	Min-Avg.	FG-FGA	Pct.	3FG-3FGA	Pct.	FT-FTA	Pct.	Off-Def.	Reb-Avg.	PF-DQ	Ast	TO	Blk	Stl	Pts-Avg
2019-20 ^	30-0	481-16.0	34-123	.276	16-60	.267	33-43	.767	11-46	57-1.9	52-0	35	25	2	38	117-3.9
Conf	18-0	238-13.2	7-50	.140	4-25	.160	13-20	.650	4-17	21-1.2	28-0	11	9	1	16	31-1.7
2020-21 ^	21-0	393-18.7	40-103	.388	23-59	.390	9-13	.692	4-38	42-2.0	33-0	31	26	0	34	112-5.3
Conf	14-0	275-19.6	30-72	.417	17-42	.405	5-9	.556	2-25	27-1.9	23-0	18	17	0	20	82-5.9
2021-22	27-27	860-31.8	145-351	.413	43-134	.321	112-128	.875	12-82	94-3.5	74-2	121	92	9	58	445-16.5
Conf	14-14	462-33.0	80-186	.430	21-66	.318	55-61	.902	9-49	58-4.1	38-1	63	57	6	31	236-16.9
CAREER	78-27	1730-22.2	219-577	.380	82-253	.324	154-184	.837	27-166	193-2.5	159-2	187	143	11	130	674-8.6

^ at Arizona State



JAVONTÈ JOHNSON

Guard | 6-6 | Colorado Springs, Colo.
Cheyenne Mountain HS

13

7.5 PPG | 4.4 RPG | 27.8 MPG

SEASON HIGHLIGHTS

- Had 11 points (4-4 FG) at Wyoming (Jan. 22)
- Had 18 points (7-8 FG, 4-5 3FG) at No. 23 Colorado State (Jan. 19)
- Had 23 points (7-9 3FGs) for first career 20-point game vs. Utah State (Jan. 8)
- Had 16 points and nine rebounds vs. UTEP (Dec. 12)
- Had 12 points (2-3 3FG, 6-6 FT) in a career-high 37 minutes at New Mexico State (Nov. 30)
- Had 13 points (5-6 FG, 3-3 3FG) vs. UAB (Nov. 25)
- Had eight points and seven rebounds in first start of the season vs Montana State (Nov. 20)
- Set career highs of 16 points and 10 rebounds for first career double-double vs. Grambling St. (Nov. 15)

GAME-BY-GAME STATS

Opponent	MP	FG-A	3G-A	FT-A	O-D-T	PF	A	TO	BS	ST	TP
FAU	17	2-2	1-1	2-4	0-2-2	3	0	1	0	0	7
at Colorado	23	3-5	2-3	2-2	0-3-3	3	0	1	0	1	10
Grambling State	29	5-6	3-4	3-4	1-9-10	0	1	2	0	0	16
Montana State*	34	3-9	2-6	0-1	2-5-7	0	0	0	0	0	8
Western NM*	21	3-7	2-4	2-2	0-6-6	1	1	0	0	2	10
vs. UAB*	33	5-6	3-3	0-0	0-2-2	4	1	2	0	0	13
vs. Towson*	26	1-9	0-5	2-4	3-5-8	1	1	2	0	0	4
at NM State*	37	2-6	2-3	6-6	2-3-5	3	2	0	0	1	12
NM State*	39	1-5	0-1	1-3	4-4-8	1	2	1	0	1	3
Denver*	21	1-3	1-3	2-2	0-5-5	1	1	0	1	0	5
UTEP*	31	6-11	1-2	3-3	3-6-9	1	0	0	0	0	16
SMU*	30	1-5	1-2	1-1	2-2-4	1	0	0	0	0	4
Norfolk State*	24	2-5	2-4	0-1	1-3-4	1	0	0	0	0	6
at Nevada*	18	0-2	0-2	0-0	0-3-3	4	0	1	0	2	0
Utah State*	37	8-12	7-9	0-0	2-4-6	2	1	2	0	0	23
at UNLV*	31	2-6	1-4	2-3	0-3-3	1	1	0	0	0	7
Boise State*	28	0-0	0-0	0-1	0-4-4	3	0	0	1	1	0
at Colorado State*	30	7-8	4-5	0-1	0-2-2	5	0	0	1	0	18
at Wyoming*	32	4-4	2-2	1-2	0-1-1	5	2	0	0	0	11
Fresno State*	24	2-9	0-6	0-0	1-0-1	1	0	1	0	0	4
San Jose State*	35	4-8	0-2	2-2	1-7-8	2	3	2	1	2	10
at San Diego State*	19	1-4	1-2	0-0	0-2-2	1	1	0	0	0	3
at Air Force*	31	2-6	2-5	0-0	0-3-3	4	1	1	1	0	6
Northern NM*	21	2-4	1-3	0-0	1-3-4	0	2	1	0	1	5
Wyoming*	30	0-0	0-0	0-0	0-4-4	1	0	0	0	3	0
Colorado State*	30	3-6	1-4	0-0	0-2-2	4	1	0	3	1	7
at San Jose State*	26	0-2	0-0	0-0	1-2-3	2	0	0	0	0	0
at Utah State*	20	1-3	1-1	0-0	2-3-5	0	1	0	0	0	3

* game started

SINGLE GAME HIGHS

POINTS

CAREER: 23 vs. Utah State (1/8/21)
SEASON: 23 vs. Utah State (1/8/21)

REBOUNDS

CAREER: 10 vs. Grambling State (11/15/21)
SEASON: 10 vs. Grambling State (11/15/21)

FIELD GOALS

CAREER: 8 vs. Utah State (1/8/21)
SEASON: 8 vs. Utah State (1/8/21)

FIELD GOAL ATTEMPTS

CAREER: 12 vs. Utah State (1/8/21)
SEASON: 12 vs. Utah State (1/8/21)

3-POINTERS

CAREER: 7 vs. Utah State (1/8/21)
SEASON: 7 vs. Utah State (1/8/21)

3-POINT ATTEMPTS

CAREER: 9 vs. Utah State (1/8/21)
SEASON: 9 vs. Utah State (1/8/21)

FREE THROWS

CAREER: 6 at New Mexico State (11/30/21)
SEASON: 6 at New Mexico State (11/30/21)

FREE THROW ATTEMPTS

CAREER: 6 twice
SEASON: 6 at New Mexico State (11/30/21)

ASSISTS

CAREER: 3 vs. San Jose State (1/28/22)
SEASON: 3 vs. San Jose State (1/28/22)

BLOCKS

CAREER: 3 vs. Colorado State (2/17/22)
SEASON: 3 vs. Colorado State (2/17/22)

STEALS


CAREER: 3 vs. Wyoming (2/15/22)
SEASON: 3 vs. Wyoming (2/15/22)

MINUTES

CAREER: 39 vs. New Mexico State (12/6/21)
SEASON: 39 vs. New Mexico State (12/6/21)

CAREER STATISTICS

Year	G-GS	Min-Avg.	FG-FGA	Pct.	3FG-3FGA	Pct.	FT-FTA	Pct.	Off-Def.	Reb-Avg.	PF-DQ	Ast	TO	Blk	Stl	Pts-Avg
2020-21	22-3	276-12.5	21-73	.288	6-34	.176	16-22	.727	14-21	35-1.6	21-0	7	4	2	7	64-2.9
Conf	17-2	197-11.6	12-50	.240	4-26	.154	10-13	.769	9-13	22-1.3	19-0	4	4	2	4	38-2.2
2021-22	28-25	777-27.8	71-153	.464	40-86	.465	29-42	.690	26-98	124-4.4	55-2	22	17	8	15	211-7.5
Conf	14-14	392-28.0	34-70	.486	19-42	.452	5-9	.556	7-40	47-3.4	35-2	11	7	7	9	92-6.6
CAREER	50-28	1052-21.0	92-226	.407	46-120	.383	45-64	.703	40-119	159-3.2	76-2	29	21	10	22	275-5.5



JAY ALLEN-TOVAR

Forward | 6-9 | San Jose, Calif.
Valley Christian HS | Salt Lake CC

21

8.6 PPG | 5.0 RPG | 24.0 MPG

SEASON HIGHLIGHTS

- Had 17 points (7-9 FG, 3-4 3FG) and seven rebounds vs. Colorado State (Feb. 17)
- Had 15 points and eight rebounds vs. No. 22 Wyoming (Feb. 15)
- Had 10 points (4-5 FG), nine rebounds and a career-high four blocks at Air Force (Feb. 5)
- Had 18 points (8-12 FG) vs. San Jose State (Jan. 28)
- Scored a career-high 25 points (10-14 FG) and had six rebounds at Wyoming (Jan. 22)
- Had 15 points and 11 rebounds for first career double-double at New Mexico State (Nov. 30)
- Scored 14 points vs. Western New Mexico (Nov. 22)
- Had 18 points, eight rebounds and three blocks in the season-opener vs. FAU (Nov. 10)

GAME-BY-GAME STATS

Opponent	MP	FG-A	3G-A	FT-A	O-D-T	PF	A	TO	BS	ST	TP
FAU*	33	7-14	3-8	1-1	3-5-8	1	0	2	3	0	18
at Colorado*	20	1-5	0-3	1-2	1-1-2	2	1	1	1	0	3
Grambling State	13	0-2	0-2	0-0	0-2-2	2	1	0	1	2	0
Montana State	9	0-1	0-1	2-2	1-0-1	1	0	0	1	0	2
Western NM	20	5-8	2-3	2-4	1-3-4	1	0	1	3	1	14
vs. UAB	14	1-1	0-0	0-0	0-1-1	0	0	1	0	0	2
vs. Towson	30	2-6	0-0	0-0	1-2-3	2	0	2	1	1	4
at NM State	31	5-11	1-5	4-4	2-9-11	3	1	2	0	1	15
NM State	23	3-10	0-6	0-1	0-4-4	1	0	0	2	0	6
Denver	17	2-2	0-0	5-5	2-8-10	0	0	2	3	0	9
UTEP	21	2-7	0-3	1-2	2-3-5	3	1	1	2	0	5
SMU	10	1-2	0-0	1-2	0-1-1	0	0	0	1	0	3
Norfolk State	16	2-8	0-2	2-2	4-6-10	0	1	1	3	0	6
at Nevada	22	2-6	1-4	0-1	5-3-8	0	2	1	0	0	5
Utah State	20	1-2	0-1	0-0	0-3-3	1	1	0	1	0	2
at UNLV	10	1-4	0-1	0-0	0-3-3	1	0	0	0	0	2
Boise State	30	4-6	3-4	0-0	0-4-4	2	0	2	3	0	11
at Colorado State*	28	2-5	1-2	0-0	0-3-3	3	1	0	0	1	5
at Wyoming*	38	10-14	4-7	1-2	0-6-6	2	0	1	1	1	25
Fresno State*	32	3-6	2-4	2-2	1-6-7	3	0	0	1	0	10
San Jose State*	34	8-12	2-2	0-2	1-3-4	3	0	3	2	0	18
at San Diego State*	26	1-6	1-3	0-0	0-3-3	0	1	1	1	0	3
at Air Force*	35	4-5	0-0	2-2	1-8-9	3	1	2	4	1	10
Northern NM*	18	5-9	0-1	0-0	0-3-3	1	0	1	1	1	10
Wyoming*	34	5-9	2-5	3-5	2-6-8	3	1	2	2	1	15
Colorado State*	34	7-9	3-4	0-0	1-6-7	1	0	3	2	0	17
at San Jose State*	28	5-11	0-2	1-2	2-2-4	2	0	2	0	2	11
at Utah State*	25	5-8	1-2	0-2	2-4-6	1	0	1	1	1	11

* game started

SINGLE GAME HIGHS (NCAA)

POINTS

CAREER: 25 at Wyoming (1/22/22)
SEASON: 25 at Wyoming (1/22/22)

REBOUNDS

CAREER: 11 at New Mexico State (11/30/21)
SEASON: 11 at New Mexico State (11/30/21)

FIELD GOALS

CAREER: 10 at Wyoming (1/22/22)
SEASON: 10 at Wyoming (1/22/22)

FIELD GOAL ATTEMPTS

CAREER: 14 twice
SEASON: 14 twice

3-POINTERS

CAREER: 4 at Wyoming (1/22/22)
SEASON: 4 at Wyoming (1/22/22)

3-POINT ATTEMPTS

CAREER: 8 vs. FAU (11/10/21)
SEASON: 8 vs. FAU (11/10/21)

FREE THROWS

CAREER: 5 vs. Denver (12/9/21)
SEASON: 5 vs. Denver (12/9/21)

FREE THROW ATTEMPTS

CAREER: 5 twice
SEASON: 5 twice

ASSISTS

CAREER: 2 at Nevada (1/1/22)
SEASON: 2 at Nevada (1/1/22)

BLOCKS

CAREER: 4 at Air Force (2/5/22)
SEASON: 4 at Air Force (2/5/22)

STEALS

CAREER: 2 twice
SEASON: 2 twice

MINUTES

CAREER: 38 at Wyoming (1/22/22)
SEASON: 38 at Wyoming (1/22/22)

CAREER STATISTICS

Year	G-GS	Min-Avg.	FG-FGA	Pct.	3FG-3FGA	Pct.	FT-FTA	Pct.	Off-Def.	Reb-Avg.	PF-DQ	Ast	TO	Blk	Stl	Pts-Avg
2019-20 [^]	31-1	378-12.2	61-113	.540	11-37	.297	32-44	.727	18-65	83-2.7	28-0	19	23	20	6	165-5.3
2020-21 [^]	24-17	530-22.1	99-163	.607	12-47	.255	45-65	.692	44-112	156-6.5	31-0	25	23	30	16	255-10.6
JUOCO Total	55-18	908-16.5	160-276	.580	23-84	.274	77-109	.706	62-177	239-4.3	59-0	44	56	50	22	420-7.6
2021-22	28-13	671-24.0	94-189	.497	26-75	.347	28-43	.651	32-108	140-5.0	42-0	12	32	40	13	242-8.6
Conf	14-10	395-28.2	58-103	.563	20-41	.488	9-18	.500	15-60	75-5.4	25-0	7	18	18	7	145-10.4

[^] at Salt Lake CC



TARYN TODD

Guard | 6-5 | Vaughan, Ont.
Findlay Prep | TCU

24

4.8 PPG | 2.4 RPG | 16.9 MPG

SEASON HIGHLIGHTS

- Had seven points and five rebounds at Utah State (Feb. 22)
- Scored eight points at San Diego State (Jan. 31)
- Had eight points and two assists at Wyoming (Jan. 22)
- Scored eight points (8-10 FT) at New Mexico State (Nov. 30)
- Had 14 points vs. Towson (Nov. 26)
- Set career highs of 16 points and four blocks vs. Grambling State (Nov. 15)
- Set career highs of 12 points and seven steals at Colorado (Nov. 13)
- Scored two points in the season opener vs. FAU (Nov. 10)

GAME-BY-GAME STATS

Opponent	MP	FG-A	3G-A	FT-A	O-D-T	PF	A	TO	BS	ST	TP
FAU*	18	0-1	0-0	2-2	0-1-1	1	2	0	0	0	2
at Colorado*	20	4-6	0-0	4-5	0-0-0	5	0	0	0	7	12
Grambling State*	33	6-12	2-4	2-2	1-2-3	1	1	1	4	1	16
Montana State*	35	1-4	0-1	5-6	1-4-5	3	2	3	1	1	7
Western NM*	18	1-1	0-0	0-0	0-2-2	4	1	4	0	1	2
vs. UAB*	26	2-4	0-0	2-2	2-2-4	4	2	2	1	1	6
vs. Towson*	31	5-12	2-5	2-3	3-1-4	3	1	1	2	1	14
at NM State*	17	0-3	0-1	8-10	2-2-4	3	3	0	0	2	8
NM State*	13	0-2	0-1	0-2	0-3-3	1	0	0	0	0	0
Denver*	22	3-5	0-0	0-0	2-2-4	3	1	0	1	0	6
UTEP*	16	1-3	0-1	0-0	0-1-1	5	1	1	0	1	2
SMU*	14	1-2	0-0	0-0	2-3-5	0	1	0	0	0	2
Norfolk State*	17	3-6	0-2	0-0	1-2-3	1	0	0	1	0	6
at Nevada	20	1-4	0-0	2-4	2-2-4	3	0	1	0	0	4
Utah State	10	1-1	0-0	0-0	2-2-4	1	1	0	0	1	2
at UNLV	14	0-3	0-2	0-0	0-1-1	1	0	1	1	0	0
Boise State					-DNP-						
at Colorado State	14	1-3	1-2	0-0	0-1-1	2	0	1	1	0	3
at Wyoming	15	3-7	2-6	0-0	0-1-1	1	2	1	0	0	8
Fresno State	9	0-1	0-0	0-0	0-1-1	1	0	0	1	3	0
San Jose State					-DNP-						
at San Diego State	10	2-4	0-0	4-5	0-1-1	0	0	0	0	1	8
at Air Force	5	0-0	0-0	0-0	0-1-1	2	1	0	0	0	0
Northern NM	20	1-6	0-3	4-4	0-3-3	1	1	1	1	1	6
Wyoming	1	0-1	0-1	0-0	0-0-0	1	0	0	0	0	0
Colorado State					-DNP-						
at San Jose State	5	0-0	0-0	0-0	0-0-0	0	0	0	0	0	0
at Utah State	20	3-8	0-0	1-2	1-4-5	5	1	2	1	1	7

* game started

SINGLE GAME HIGHS

POINTS

CAREER: 16 vs. Grambling State (11/15/21)
SEASON: 16 vs. Grambling State (11/15/21)

REBOUNDS

CAREER: 5 four times
SEASON: 5 three times

FIELD GOALS

CAREER: 6 vs. Grambling State (11/15/21)
SEASON: 6 vs. Grambling State (11/15/21)

FIELD GOAL ATTEMPTS

CAREER: 12 three times
SEASON: 12 twice

3-POINTERS

CAREER: 2 eight times
SEASON: 2 three times

3-POINT ATTEMPTS

CAREER: 6 at Wyoming (1/22/22)
SEASON: 6 at Wyoming (1/22/22)

FREE THROWS

CAREER: 8 at New Mexico State (11/30/21)
SEASON: 8 at New Mexico State (11/30/21)

FREE THROW ATTEMPTS

CAREER: 10 at New Mexico State (11/30/21)
SEASON: 10 at New Mexico State (11/30/21)

ASSISTS

CAREER: 4 twice
SEASON: 3 at New Mexico State (11/30/21)

BLOCKS

CAREER: 4 vs. Grambling State (11/15/21)
SEASON: 4 vs. Grambling State (11/15/21)

STEALS

CAREER: 7 at Colorado (11/13/21)
SEASON: 7 at Colorado (11/13/21)

MINUTES

CAREER: 35 vs. Montana State (11/20/21)
SEASON: 35 vs. Montana State (11/20/21)

CAREER STATISTICS

Year	G-GS	Min-Avg.	FG-FGA	Pct.	3FG-3FGA	Pct.	FT-FTA	Pct.	Off-Def.	Reb-Avg.	PF-DQ	Ast	TO	Blk	Stl	Pts-Avg
2020-21 ^	26-5	460-17.7	43-104	.413	18-47	.383	13-23	.565	7-32	39-1.5	42-1	34	34	5	14	117-4.5
Conf	16-2	300-18.8	24-59	.407	10-24	.417	8-12	.667	4-28	32-2.0	28-1	23	25	3	7	66-4.1
2021-22	25-13	423-16.9	39-99	.394	7-29	.241	36-47	.766	19-42	61-2.4	52-3	21	19	15	22	121-4.8
Conf	11-0	123-11.2	11-32	.344	3-11	.273	7-11	.636	5-14	19-1.7	17-1	5	6	4	6	32-2.9
CAREER	51-18	882-17.3	82-203	.404	25-76	.329	49-70	.700	26-74	100-2.0	94-4	55	53	20	36	238-4.7

^ at TCU



JEREMIAH FRANCIS III

Guard | 6-1 | Columbus, Ohio
Pickerington Central HS | North Carolina

30

1.8 PPG | 1.5 APG | 8.4 MPG

SEASON HIGHLIGHTS

- Had four points vs. Northern New Mexico (Feb. 11)
- Scored two points at San Diego State (Jan. 31)
- Had three points and two assists vs. Norfolk State (Dec. 21)
- Had two points and two assists vs. Denver (Dec. 9)
- Had six points and a career-high seven assists vs. Western New Mexico (Nov. 22)
- Made season debut vs. Grambling State (Nov. 15)
- Had three points and five assists in the exhibition vs. New Mexico Highlands (Nov. 5)

GAME-BY-GAME STATS

Opponent	MP	FG-A	3G-A	FT-A	O-D-T	PF	A	TO	BS	ST	TP
FAU					-DNP-						
at Colorado					-DNP-						
Grambling State	5	0-1	0-1	0-0	0-0-0	0	0	1	0	0	0
Montana State	3	0-0	0-0	0-0	0-0-0	0	0	0	0	0	0
Western NM*	29	3-7	0-1	0-1	0-1-1	1	7	0	0	0	6
vs. UAB					-DNP-						
vs. Towson					-DNP-						
at NM State					-DNP-						
NM State					-DNP-						
Denver	7	1-1	0-0	0-0	0-2-2	0	2	0	0	0	2
UTEP					-DNP-						
SMU					-DNP-						
Norfolk State	13	1-4	1-2	0-0	1-1-2	1	2	0	1	0	3
at Nevada	4	1-1	1-1	0-0	0-0-0	0	0	1	0	0	3
Utah State					-DNP-						
at UNLV	4	0-1	0-1	0-0	0-0-0	0	2	0	0	0	0
Boise State					-DNP-						
at Colorado State					-DNP-						
at Wyoming	0+	0-0	0-0	0-0	0-0-0	1	0	0	0	0	0
Fresno State					-DNP-						
San Jose State					-DNP-						
at San Diego State	7	1-2	0-1	0-0	1-0-1	0	1	0	0	0	2
at Air Force					-DNP-						
Northern NM	12	2-4	0-2	0-0	0-2-2	0	1	0	0	1	4
Wyoming					-DNP-						
Colorado State					-DNP-						
at San Jose State					-DNP-						
at Utah State	7	0-4	0-1	0-0	1-1-2	0	1	0	1	0	0

* game started

SINGLE GAME HIGHS

POINTS

CAREER: 19 vs. Fresno State (3/10/21)
SEASON: 6 vs. Western New Mexico (11/22/21)

REBOUNDS

CAREER: 5 vs. Nevada (12/31/20)
SEASON: 2 four times

FIELD GOALS

CAREER: 6 vs. Fresno State (3/10/21)
SEASON: 3 vs. Western New Mexico (11/22/21)

FIELD GOAL ATTEMPTS

CAREER: 13 twice
SEASON: 7 vs. Western New Mexico (11/22/21)

3-POINTERS

CAREER: 4 vs. Fresno State (3/10/21)
SEASON: 1 twice

3-POINT ATTEMPTS

CAREER: 7 twice
SEASON: 2 twice

FREE THROWS

CAREER: 9 vs. UCLA (12/21/19) ^{UNC}
SEASON: --

FREE THROW ATTEMPTS

CAREER: 10 vs. UCLA (12/21/19) ^{UNC}
SEASON: 1 vs. Western New Mexico (11/22/21)

ASSISTS

CAREER: 7 vs. Western New Mexico (11/22/21)
SEASON: 7 vs. Western New Mexico (11/22/21)

BLOCKS

CAREER: 1 twice
SEASON: 1 twice

STEALS

CAREER: 3 at Rice (12/13/20)
SEASON: 1 vs. Northern New Mexico (2/11/22)

MINUTES

CAREER: 35 twice
SEASON: 29 vs. Western New Mexico (11/22/21)

CAREER STATISTICS

Year	G-GS	Min-Avg.	FG-FGA	Pct.	3FG-3FGA	Pct.	FT-FTA	Pct.	Off-Def.	Reb-Avg.	PF-DQ	Ast	TO	Blk	Stl	Pts-Avg
2019-20 %	16-3	217-13.6	15-66	.227	4-20	.200	18-26	.692	1-19	20-1.3	18-0	26	19	0	7	52-3.3
Conf	10-2	111-11.1	7-33	.212	1-11	.091	4-6	.667	1-12	13-1.3	10-0	10	12	0	4	19-1.9
2020-21	21-11	477-22.7	46-140	.329	14-59	.237	28-38	.737	8-35	43-2.0	23-0	46	39	0	15	134-6.4
Conf	16-6	360-22.5	35-100	.350	9-38	.237	20-27	.741	6-23	29-1.8	17-0	33	30	0	8	99-6.2
2021-22	11-1	93-8.4	9-25	.360	2-10	.200	0-1	.000	3-7	10-0.9	3-0	16	2	2	1	20-1.8
Conf	5-0	23-4.7	2-8	.250	1-4	.250	0-0	.000	2-1	3-0.6	1-0	4	1	1	0	5-1.0
CAREER	48-15	785-16.4	70-231	.303	20-89	.225	46-65	.708	12-61	73-1.5	44-0	88	60	2	23	206-4.3

% at North Carolina



JORDAN ARROYO

Forward | 6-7 | Albuquerque, N.M.
Atrisco Heritage Academy

33

0.2 PPG | 1.0 RPG | 6.8 MPG

SEASON HIGHLIGHTS

- Scored his first points of the season with a layup vs. Northern New Mexico (Feb. 11)
- Tied a career high with two blocks at San Diego State (Jan. 31)
- Had two rebounds in season debut at Colorado (Nov. 13)
- Had three rebounds in the exhibition vs. New Mexico Highlands (Nov. 5)

GAME-BY-GAME STATS

Opponent	MP	FG-A	3G-A	FT-A	O-D-T	PF	A	TO	BS	ST	TP
FAU*					-DNP-						
at Colorado	6	0-2	0-0	0-0	2-0-2	0	0	0	0	0	0
Grambling State*					-DNP-						
Montana State					-DNP-						
Western NM	5	0-1	0-1	0-0	0-0-0	0	0	1	0	0	0
vs. UAB					-DNP-						
vs. Towson					-DNP-						
at NM State					-DNP-						
NM State					-DNP-						
Denver					-DNP-						
UTEP					-DNP-						
SMU					-DNP-						
Norfolk State					-DNP-						
at Nevada					-DNP-						
Utah State					-DNP-						
at UNLV	6	0-0	0-0	0-0	0-1-1	2	0	0	0	1	0
Boise State					-DNP-						
at Colorado State					-DNP-						
at Wyoming	11	0-1	0-0	0-0	0-1-1	2	0	0	0	0	0
Fresno State	11	0-0	0-0	0-0	0-2-2	2	0	0	1	0	0
San Jose State					-DNP-						
at San Diego State	8	0-0	0-0	0-0	1-0-1	2	0	0	2	1	0
at Air Force	3	0-0	0-0	0-0	0-0-0	0	0	0	0	0	0
Northern NM	7	1-1	0-0	0-0	0-0-0	0	0	1	0	0	2
Wyoming	5	0-0	0-0	0-1	0-2-2	1	0	0	0	1	0
Colorado State					-DNP-						
at San Jose State					-DNP-						
at Utah State					-DNP-						

* game started

SINGLE GAME HIGHS

POINTS

CAREER: 6 at Univ. of the Southwest (12/30/18)
SEASON: 2 vs. Northern New Mexico (2/11/22)

REBOUNDS

CAREER: 7 vs. San Diego State (1/29/20)
SEASON: 2 three times

FIELD GOALS

CAREER: 3 at Univ. of the Southwest (12/30/18)
SEASON: 1 vs. Northern New Mexico (2/11/22)

FIELD GOAL ATTEMPTS

CAREER: 4 vs. San Diego State (1/29/20)
SEASON: 2 at Colorado (11/13/21)

3-POINTERS

CAREER: --
SEASON: --

3-POINT ATTEMPTS

CAREER: 1 twice
SEASON: 1 vs. Western New Mexico (11/22/21)

FREE THROWS

CAREER: 2 three times
SEASON: --

FREE THROW ATTEMPTS

CAREER: 4 at New Mexico State (12/4/18)
SEASON: 1 vs. Wyoming (2/15/22)

ASSISTS

CAREER: 1 vs. San Diego State (1/29/20)
SEASON: --

BLOCKS

CAREER: 2 twice
SEASON: 2 at San Diego State (1/31/22)

STEALS

CAREER: 1 six times
SEASON: 1 three times

MINUTES

CAREER: 22 at Air Force (2/26/20)
SEASON: 11 twice

CAREER STATISTICS

Year	G-GS	Min-Avg.	FG-FGA	Pct.	3FG-3FGA	Pct.	FT-FTA	Pct.	Off-Def.	Reb-Avg.	PF-DQ	Ast	TO	Blk	Stl	Pts-Avg
2018-19	12-2	71-5.9	7-9	.778	0-0	.000	3-9	.333	7-6	13-1.1	8-0	0	2	3	2	17-1.4
Conf	4-0	10-2.5	0-0	.000	0-0	.000	1-2	.500	2-0	2-0.5	2-0	0	0	1	1	1-0.3
2019-20	14-1	105-7.5	5-12	.417	0-1	.000	4-6	.667	7-10	17-1.2	10-0	1	3	4	1	14-1.0
Conf	10-1	97-9.7	4-10	.400	0-1	.000	4-4	1.000	7-9	16-1.6	8-0	1	3	3	1	12-1.2
2020-21	2-0	4-2.0	0-0	.000	0-0	.000	0-0	.000	1-0	1-0.5	0-0	0	0	0	0	0-0.0
Conf	2-0	4-2.0	0-0	.000	0-0	.000	0-0	.000	1-0	1-0.5	0-0	0	0	0	0	0-0.0
2021-22	9-0	62-6.8	1-5	.200	0-1	.000	0-1	.000	3-6	9-1.0	9-0	0	2	3	3	2-0.2
Conf	6-0	43-7.2	0-1	.000	0-0	.000	0-1	.000	1-6	7-1.2	9-0	0	0	3	3	0-0.0
CAREER	37-3	243-6.6	13-26	.500	0-2	.000	7-16	.438	18-22	40-1.1	27-0	1	7	10	6	33-0.9



BIRIMA SECK

Forward | 6-11 | Dakar, Senegal
Dream City Christian

34

0.6 PPG | 2.6 RPG | 9.6 MPG

SEASON HIGHLIGHTS

- Had four points and five assists at Utah State (Feb. 22)
- Had two points and seven rebounds vs. Northern New Mexico (Feb. 11)
- Had two points vs. Boise State (Jan. 15)
- Scored first career points (two) vs. UAB (Nov. 25)
- Set career highs of 10 rebounds and four blocks vs. Western New Mexico (Nov. 22)
- Had a team-high six rebounds at Colorado (Nov. 13)
- Had two rebounds and two assists in season-opener vs. FAU (Nov. 10)
- Had six points and eight rebounds in the exhibition vs. New Mexico Highlands (Nov. 5)

GAME-BY-GAME STATS

Opponent	MP	FG-A	3G-A	FT-A	O-D-T	PF	A	TO	BS	ST	TP
FAU*	10	0-0	0-0	0-0	1-1-2	3	2	0	0	1	0
at Colorado	20	0-1	0-0	0-0	1-5-6	5	0	1	0	0	0
Grambling State*	11	0-1	0-0	0-0	0-2-2	1	2	0	1	0	0
Montana State	6	0-0	0-0	0-0	0-1-1	2	0	0	0	0	0
Western NM	25	0-1	0-1	0-0	0-10-10	3	1	1	4	1	0
vs. UAB	7	1-1	0-0	0-0	0-1-1	0	0	0	0	0	2
vs. Towson	7	0-2	0-0	0-0	1-1-2	2	1	0	0	0	0
at NM State					DNP-						
NM State					DNP-						
Denver	3	0-0	0-0	0-0	0-1-1	0	0	0	0	0	0
UTEP					DNP-						
SMU					DNP-						
Norfolk State					DNP-						
at Nevada					DNP-						
Utah State					DNP-						
at UNLV	9	0-0	0-0	0-0	1-1-2	3	0	0	0	0	0
Boise State	7	1-1	0-0	0-0	0-1-1	2	0	0	0	0	2
at Colorado State	3	0-0	0-0	0-0	0-0-0	0	0	0	0	0	0
at Wyoming					DNP-						
Fresno State					DNP-						
San Jose State	8	0-1	0-0	0-0	1-1-2	0	0	1	0	0	0
at San Diego State	13	0-2	0-0	0-0	1-1-2	1	1	1	0	0	0
at Air Force	3	0-0	0-0	0-0	0-0-0	1	0	1	0	0	0
Northern NM	18	1-2	0-0	0-0	2-5-7	2	1	0	0	0	2
Wyoming					DNP-						
Colorado State					DNP-						
at San Jose State	1	0-0	0-0	0-0	0-1-1	1	0	0	0	0	0
at Utah State	14	2-3	0-1	0-0	1-4-5	2	0	0	0	0	4

* game started

SINGLE GAME HIGHS

POINTS

CAREER: 4 at Utah State (2/22/22)
SEASON: 4 at Utah State (2/22/22)

REBOUNDS

CAREER: 10 vs. Western New Mexico (11/22/21)
SEASON: 10 vs. Western New Mexico (11/22/21)

FIELD GOALS

CAREER: 2 at Utah State (2/22/22)
SEASON: 2 at Utah State (2/22/22)

FIELD GOAL ATTEMPTS

CAREER: 3 at Utah State (2/22/22)
SEASON: 3 at Utah State (2/22/22)

3-POINTERS

CAREER: --
SEASON: --

3-POINT ATTEMPTS

CAREER: 1 twice
SEASON: 1 twice

FREE THROWS

CAREER: --
SEASON: --

FREE THROW ATTEMPTS

CAREER: --
SEASON: --

ASSISTS

CAREER: 2 twice
SEASON: 2 twice

BLOCKS

CAREER: 4 vs. Western New Mexico (11/22/21)
SEASON: 4 vs. Western New Mexico (11/22/21)

STEALS

CAREER: 1 twice
SEASON: 1 twice

MINUTES

CAREER: 25 vs. Western New Mexico (11/22/21)
SEASON: 25 vs. Western New Mexico (11/22/21)

CAREER STATISTICS

Year	G-GS	Min-Avg.	FG-FGA	Pct.	3FG-3FGA	Pct.	FT-FTA	Pct.	Off-Def.	Reb-Avg.	PF-DQ	Ast	TO	Blk	Stl	Pts-Avg
2021-22	17-2	163-9.6	5-15	.333	0-2	.000	0-0	.000	9-36	45-2.6	28-1	8	5	5	2	10-0.6
Conf	8-0	57-7.1	3-7	.429	0-1	.000	0-0	.000	4-9	13-1.6	10-0	1	3	0	0	6-0.8



2021-22 New Mexico Men's Basketball
Extended Season Box Score
All games

Game Records

Record	Overall	Home	Away	Neutral
ALL GAMES	11-17	9-7	2-8	0-2
CONFERENCE	3-11	2-4	1-7	0-0
NON-CONFERENCE	8-6	7-3	1-1	0-2

Team Box Score Extended

No.	Player	GP-GS			Total			3-Point			F-Throw			Rebounds			PF	DQ	A	A/G	TO	TO/G	A/TO	BLK	BLK/G	STL	STL/G	PTS	AVG
		GP	GS	MIN	AVG	FG-FGA	FG%	3FG-3FGA	3FG%	FT-FTA	FT%	OFF	DEF	TOT	AVG														
5	MASHBURN, JR., Jamal	28-28		944:42	33.7	178-407	.437	44-128	.344	95-124	.766	6	71	77	2.8	49	1	61	2.18	58	2.07	1.05	3	0.11	17	0.61	495	17.7	
10	HOUSE, Jaelen	27-27		859:51	31.8	145-351	.413	43-134	.321	112-128	.875	12	82	94	3.5	74	2	121	4.48	92	3.41	1.32	9	0.33	58	2.15	445	16.5	
0	JENKINS, KJ	26-2		574:40	22.1	87-224	.388	55-151	.364	30-34	.882	14	65	79	3.0	54	2	22	0.85	19	0.73	1.16	0	0.00	13	0.50	259	10.0	
35	MUSCADIN, Gethro	12-9		245:34	20.5	40-82	.488	2-5	.400	30-39	.769	21	43	64	5.3	35	2	11	0.92	24	2.00	0.46	19	1.58	9	0.75	112	9.3	
21	ALLEN-TOVAR, Jay	28-13		671:02	24.0	94-189	.497	26-75	.347	28-43	.651	32	108	140	5.0	42	0	12	0.43	32	1.14	0.38	40	1.43	13	0.46	242	8.6	
13	JOHNSON, Javonté	28-25		777:10	27.8	71-153	.464	40-86	.465	29-42	.690	26	98	124	4.4	55	2	22	0.79	17	0.61	1.29	8	0.29	15	0.54	211	7.5	
24	TODD, Taryn	25-13		422:38	16.9	39-99	.394	7-29	.241	36-47	.766	19	42	61	2.4	52	3	21	0.84	19	0.76	1.11	15	0.60	22	0.88	121	4.8	
1	SINGLETON, Saquan	20-6		389:40	19.5	37-70	.529	3-10	.300	16-43	.372	16	44	60	3.0	47	1	29	1.45	25	1.25	1.16	7	0.35	18	0.90	93	4.7	
20	PATTERSON, Clay	2-0		12:27	6.2	4-7	.571	1-3	.333	0-0	.000	0	0	0	0.0	1	0	0	0.00	1	0.50	0.00	0	0.00	1	0.50	9	4.5	
4	KUAC, Emmanuel	6-1		106:34	17.8	10-20	.500	2-7	.286	3-6	.500	6	20	26	4.3	16	0	3	0.50	6	1.00	0.50	9	1.50	2	0.33	25	4.2	
2	FINO-A-LASELF, Safi	1-0		02:37	2.6	1-1	1.000	1-1	1.000	0-0	.000	0	3	3	3.0	0	0	0	0.00	1	1.00	0.00	0	0.00	0	0.00	3	3.0	
3	FORSLING, Sebastian	23-13		325:59	14.2	19-42	.452	0-6	.000	6-14	.429	28	28	56	2.4	49	1	11	0.48	18	0.78	0.61	9	0.39	5	0.22	44	1.9	
30	FRANCIS, Jeremiah	11-1		92:44	8.4	9-25	.360	2-10	.200	0-1	.000	3	7	10	0.9	3	0	16	1.45	2	0.18	8.00	2	0.18	1	0.09	20	1.8	
34	SECK, Birima	17-2		162:50	9.6	5-15	.333	0-2	.000	0-0	.000	9	36	45	2.6	28	1	8	0.47	5	0.29	1.60	5	0.29	2	0.12	10	0.6	
33	ARROYO, Jordan	9-0		61:31	6.8	1-5	.200	0-1	.000	0-1	.000	3	6	9	1.0	9	0	0	0.00	2	0.22	0.00	3	0.33	3	0.33	2	0.2	
Total		28		5650		740-1690	.438	226-648	.349	385-522	.738	247	703	950	33.9	514	15	337	12.04	333	11.89	1.01	129	4.61	179	6.39	2091	74.7	
Opponents		28		5650		762-1672	.456	185-567	.326	420-566	.742	285	777	1062	37.9	492	8	395	14.11	369	13.18	1.07	95	3.39	171	6.11	2129	76.0	

Score by Periods

Team	1st	2nd	OT	TOT
New Mexico	961	1111	19	2091
Opponents	965	1140	24	2129



**2021-22 New Mexico Men's Basketball
Team Game-by-Game
All games**

Page 1/1
as of Feb 23, 2022

				Total		3-Pointers		Free throws		Rebounds											
Opponent	Date	Score		FG-FGA	PCT	3FG-3FGA	PCT	FT-FTA	PCT	OFF	DEF	TOT	AVG	PF	A	TO	BLK	STL	PTS	AVG	
Fla. Atlantic	11/10/2021	99-92	W	35-66	.530	12-23	.522	17-23	.739	7	18	25	25.0	20	15	10	5	7	99	99.0	
at Colorado	11/13/2021	76-87	L	26-62	.419	6-23	.261	18-22	.818	8	19	27	26.0	27	7	13	2	12	76	87.5	
Grambling	11/15/2021	86-61	W	31-68	.456	10-28	.357	14-17	.824	10	27	37	29.7	16	14	12	9	11	86	87.0	
Montana St.	11/20/2021	81-78	W	26-55	.473	7-17	.412	22-29	.759	10	23	33	30.5	18	11	12	5	8	81	85.5	
Western N.M.	11/22/2021	88-63	W	34-57	.596	9-19	.474	11-16	.688	5	34	39	32.2	15	16	15	10	9	88	86.0	
vs UAB	11/25/2021	73-86	L	25-53	.472	8-19	.421	15-24	.625	9	18	27	31.3	16	14	20	2	6	73	83.8	
vs Towson	11/26/2021	58-73	L	20-62	.323	8-25	.320	10-13	.769	12	19	31	31.3	21	9	10	3	4	58	80.1	
at New Mexico St.	11/30/2021	101-94	W	29-62	.468	8-20	.400	35-42	.833	10	29	39	32.3	22	15	9	4	4	101	82.8	
New Mexico St.	12/06/2021	76-78	Lot	28-71	.394	6-22	.273	14-23	.609	10	31	41	33.2	15	10	10	7	5	76	82.0	
Denver	12/09/2021	87-67	W	27-62	.435	7-23	.304	26-31	.839	13	35	48	34.7	14	15	6	8	3	87	82.5	
UTEP	12/12/2021	69-77	L	23-58	.397	4-18	.222	19-26	.731	13	28	41	35.3	22	14	16	6	5	69	81.3	
SMU	12/19/2021	72-90	L	26-69	.377	5-26	.192	15-20	.750	13	19	32	35.0	17	12	7	5	4	72	80.5	
Norfolk St.	12/21/2021	68-54	W	24-69	.348	8-35	.229	12-17	.706	15	34	49	36.1	12	14	6	9	7	68	79.5	
at Nevada	01/01/2022	70-79	L	23-64	.359	9-26	.346	15-21	.714	15	24	39	36.3	22	13	17	2	8	70	78.9	
Utah St.	01/08/2022	87-90	Lot	29-65	.446	17-34	.500	12-17	.706	10	25	35	36.2	19	19	17	3	5	87	79.4	
at UNLV	01/11/2022	56-85	L	19-55	.345	7-31	.226	11-17	.647	3	27	30	35.8	21	9	15	1	4	56	77.9	
Boise St.	01/15/2022	63-71	L	24-49	.490	10-19	.526	5-14	.357	3	25	28	35.4	28	10	13	7	3	63	77.1	
at Colorado St.	01/19/2022	74-80	L	29-58	.500	14-33	.424	2-4	.500	4	21	25	34.8	21	9	10	2	5	74	76.9	
at Wyoming	01/22/2022	91-93	L	36-67	.537	10-26	.385	9-11	.818	5	18	23	34.2	23	12	7	3	8	91	77.6	
Fresno St.	01/25/2022	60-65	L	20-55	.364	5-24	.208	15-17	.882	10	21	31	34.0	18	7	10	4	6	60	76.8	
San Jose St.	01/28/2022	86-70	W	32-59	.542	10-22	.455	12-14	.857	8	30	38	34.2	12	21	10	3	4	86	77.2	
at San Diego St.	01/31/2022	47-72	L	16-52	.308	7-22	.318	8-10	.800	6	27	33	34.1	16	8	19	3	7	47	75.8	
at Air Force	02/05/2022	91-77	W	33-56	.589	8-16	.500	17-21	.810	4	26	30	34.0	25	9	12	7	5	91	76.5	
Northern N.M.	02/11/2022	78-46	W	31-69	.449	7-26	.269	9-9	1.000	12	33	45	34.4	11	18	13	2	10	78	76.5	
Wyoming	02/15/2022	75-66	W	27-52	.519	8-18	.444	13-18	.722	9	24	33	34.4	20	9	16	6	8	75	76.5	
Colorado St.	02/17/2022	68-83	L	24-54	.444	7-22	.318	13-16	.813	5	22	27	34.1	14	10	11	5	9	68	76.2	
at San Jose St.	02/20/2022	55-71	L	19-55	.345	4-14	.286	13-20	.650	10	20	30	33.9	14	6	9	2	7	55	75.4	
at Utah St.	02/22/2022	56-81	L	24-66	.364	5-17	.294	3-10	.300	8	26	34	33.9	15	11	8	4	5	56	74.7	
Total		2091		740-1690	.438	226-648	.349	385-522	.738	247	703	950	33.9	514	337	333	129	179	2091	74.7	
Opponents		2129		762-1672	.456	185-567	.326	420-566	.742	285	777	1062	37.9	492	395	369	95	171	2129	76.0	

New Mexico Averages

Games Played	Points/game	FG Pct	3FG Pct	FT Pct	Rebounds/game	Assists/game	Turnovers/game	Assist/Turnover ratio	Steals/game	Blocks/game
28	74.7	43.8	34.9	73.8	33.9	12.0	11.9	1.0	6.4	4.6



2021-22 New Mexico Men's Basketball Opponents Game-by-Game All games

Page 1/1
as of Feb 23, 2022

				Total		3-Pointers		Free throws		Rebounds											
Opponent	Date	Score		FG-FGA	PCT	3FG-3FGA	PCT	FT-FTA	PCT	OFF	DEF	TOT	AVG	PF	A	TO	BLK	STL	PTS	AVG	
Fla. Atlantic	11/10/2021	99-92	W	32-65	.492	8-26	.308	20-23	.870	17	25	42	42.0	24	16	17	0	4	92	92.0	
at Colorado	11/13/2021	76-87	L	28-57	.491	7-17	.412	24-33	.727	15	32	47	44.5	21	14	18	4	7	87	89.5	
Grambling	11/15/2021	86-61	W	22-62	.355	5-12	.417	12-17	.706	14	29	43	44.0	20	13	23	5	7	61	80.0	
Montana St.	11/20/2021	81-78	W	28-59	.475	6-18	.333	16-19	.842	8	24	32	41.0	23	18	15	4	8	78	79.5	
Western N.M.	11/22/2021	88-63	W	24-64	.375	7-17	.412	8-12	.667	9	21	30	38.8	17	13	15	6	9	63	76.2	
vs UAB	11/25/2021	73-86	L	32-65	.492	9-25	.360	13-15	.867	16	25	41	39.2	23	14	19	6	15	86	77.8	
vs Towson	11/26/2021	58-73	L	24-51	.471	9-22	.409	16-23	.696	12	33	45	40.0	13	12	13	2	6	73	77.1	
at New Mexico St.	11/30/2021	101-94	W	29-62	.468	9-31	.290	27-35	.771	8	27	35	39.4	29	10	9	4	2	94	79.3	
New Mexico St.	12/06/2021	76-78	Lot	37-74	.500	2-15	.133	2-5	.400	7	38	45	40.0	20	21	14	5	5	78	79.1	
Denver	12/09/2021	87-67	W	25-64	.391	7-19	.368	10-17	.588	8	24	32	39.2	18	15	8	2	4	67	77.9	
UTEP	12/12/2021	69-77	L	25-58	.431	5-13	.385	22-29	.759	8	26	34	38.7	23	8	9	6	5	77	77.8	
SMU	12/19/2021	72-90	L	32-64	.500	9-26	.346	17-22	.773	15	33	48	39.5	18	13	12	4	3	90	78.8	
Norfolk St.	12/21/2021	68-54	W	20-63	.317	5-23	.217	9-11	.818	11	32	43	39.8	18	11	12	3	4	54	76.9	
at Nevada	01/01/2022	70-79	L	26-61	.426	6-23	.261	21-28	.750	14	29	43	40.0	16	18	15	5	6	79	77.1	
Utah St.	01/08/2022	87-90	Lot	33-60	.550	4-16	.250	20-25	.800	4	27	31	39.4	16	14	13	0	10	90	77.9	
at UNLV	01/11/2022	56-85	L	28-62	.452	6-21	.286	23-29	.793	12	36	48	39.9	18	16	12	1	9	85	78.4	
Boise St.	01/15/2022	63-71	L	22-62	.355	6-20	.300	21-38	.553	25	27	52	40.6	13	12	11	2	3	71	77.9	
at Colorado St.	01/19/2022	74-80	L	27-52	.519	6-20	.300	20-26	.769	9	27	36	40.4	10	15	8	2	7	80	78.1	
at Wyoming	01/22/2022	91-93	L	29-50	.580	8-19	.421	27-35	.771	7	27	34	40.1	16	11	13	2	1	93	78.8	
Fresno St.	01/25/2022	60-65	L	22-46	.478	7-13	.538	14-22	.636	7	25	32	39.7	17	10	12	1	7	65	78.2	
San Jose St.	01/28/2022	86-70	W	28-59	.475	6-27	.222	8-12	.667	3	20	23	38.9	14	14	9	4	6	70	77.8	
at San Diego St.	01/31/2022	47-72	L	26-58	.448	9-20	.450	11-14	.786	6	30	36	38.7	15	19	12	8	12	72	77.5	
at Air Force	02/05/2022	91-77	W	26-57	.456	7-21	.333	18-24	.750	7	21	28	38.3	18	14	11	2	3	77	77.5	
Northern N.M.	02/11/2022	78-46	W	19-59	.322	3-20	.150	5-6	.833	8	26	34	38.1	14	8	20	2	6	46	76.2	
Wyoming	02/15/2022	75-66	W	23-57	.404	6-19	.316	14-19	.737	12	20	32	37.8	15	12	15	2	5	66	75.8	
Colorado St.	02/17/2022	68-83	L	33-63	.524	7-22	.318	10-12	.833	10	26	36	37.8	14	16	10	1	8	83	76.0	
at San Jose St.	02/20/2022	55-71	L	30-57	.526	8-20	.400	3-5	.600	9	29	38	37.8	17	15	13	7	4	71	75.9	
at Utah St.	02/22/2022	56-81	L	32-61	.525	8-22	.364	9-10	.900	4	38	42	37.9	12	23	11	5	5	81	76.0	
Total		2129		762-1672	.456	185-567	.326	420-566	.742	285	777	1062	37.9	492	395	369	95	171	2129	76.0	
New Mexico		2091		740-1690	.438	226-648	.349	385-522	.738	247	703	950	33.9	514	337	333	129	179	2091	74.7	

Opponents Averages

Games Played	Points/game	FG Pct	3FG Pct	FT Pct	Rebounds/game	Assists/game	Turnovers/game	Assist/Turnover ratio	Steals/game	Blocks/game
28	76.0	45.6	32.6	74.2	37.9	14.1	13.2	1.1	6.1	3.4



2021-22 New Mexico Men's Basketball
Points-rebounds-assists
All games

Page 1/2
as of Feb 23, 2022

Opponent	Date	Score	JENKINS,KJ	SINGLETON,FINO	A-LAS	2	3	4	5	HOUSE,JAEL	JOHNSON,JA	20	21	24
Fla. Atlantic	11/10/2021	99-92	W	10-3-0	DNP	DNP	0-1-1	DNP	14-2-3	30-3-6	7-2-0	DNP	18-8-0	2-1-2
at Colorado	11/13/2021	76-87	L	0-0-0	DNP	DNP	4-0-0	DNP	20-5-1	22-1-4	10-3-0	DNP	3-2-1	12-0-0
Grambling	11/15/2021	86-61	W	6-1-0	DNP	DNP	0-0-0	DNP	18-5-2	18-2-7	16-10-1	DNP	0-2-1	16-3-1
Montana St.	11/20/2021	81-78	W	17-3-3	DNP	DNP	DNP	DNP	21-1-4	8-2-1	8-7-0	DNP	2-1-0	7-5-2
Western N.M.	11/22/2021	88-63	W	20-1-5	DNP	DNP	2-1-0	DNP	19-4-1	DNP	10-6-1	5-0-0	14-4-0	2-2-1
vs UAB	11/25/2021	73-86	L	0-0-0	DNP	DNP	DNP	DNP	26-2-3	12-5-5	13-2-1	DNP	2-1-0	6-4-2
vs Towson	11/26/2021	58-73	L	DNP	0-1-1	DNP	DNP	0-1-0	26-3-1	8-4-4	4-8-1	DNP	4-3-0	14-4-1
at New Mexico St.	11/30/2021	101-94	W	DNP	2-2-1	DNP	DNP	6-3-0	19-1-3	31-4-5	12-5-2	DNP	15-11-1	8-4-3
New Mexico St.	12/06/2021	76-78	Lot	7-2-0	DNP	DNP	DNP	DNP	26-3-3	21-2-2	3-8-2	DNP	6-4-0	0-3-0
Denver	12/09/2021	87-67	W	21-1-2	DNP	DNP	7-2-1	DNP	10-3-2	9-2-2	5-5-1	DNP	9-10-0	6-4-1
UTEP	12/12/2021	69-77	L	11-5-0	DNP	DNP	0-0-0	DNP	2-1-1	8-2-4	16-9-0	DNP	5-5-1	2-1-1
SMU	12/19/2021	72-90	L	10-2-0	DNP	DNP	4-3-0	0-3-1	25-2-3	16-3-7	4-4-0	DNP	3-1-0	2-5-1
Norfolk St.	12/21/2021	68-54	W	4-2-0	DNP	DNP	1-2-0	11-9-2	13-5-0	16-3-6	6-4-0	DNP	6-10-1	6-3-0
at Nevada	01/01/2022	70-79	L	5-0-0	DNP	DNP	1-3-1	3-9-0	17-3-1	18-1-6	0-3-0	DNP	5-8-2	4-4-0
Utah St.	01/08/2022	87-90	Lot	6-2-1	DNP	DNP	2-1-0	5-1-0	29-2-8	8-6-6	23-6-1	DNP	2-3-1	2-4-1
at UNLV	01/11/2022	56-85	L	26-4-1	DNP	DNP	0-2-0	DNP	11-2-2	8-7-3	7-3-1	DNP	2-3-0	0-1-0
Boise St.	01/15/2022	63-71	L	15-1-2	DNP	DNP	4-8-0	DNP	10-0-0	21-3-7	0-4-0	DNP	11-4-0	DNP
at Colorado St.	01/19/2022	74-80	L	17-5-0	DNP	DNP	0-2-1	DNP	13-4-0	18-4-7	18-2-0	DNP	5-3-1	3-1-0
at Wyoming	01/22/2022	91-93	L	5-3-0	DNP	DNP	2-2-0	DNP	22-3-4	18-1-4	11-1-2	DNP	25-6-0	8-1-2
Fresno St.	01/25/2022	60-65	L	8-6-0	DNP	DNP	4-5-1	DNP	15-1-1	19-5-5	4-1-0	DNP	10-7-0	0-1-0
San Jose St.	01/28/2022	86-70	W	13-7-3	2-0-0	DNP	2-1-1	DNP	23-6-1	18-7-13	10-8-3	DNP	18-4-0	DNP
at San Diego St.	01/31/2022	47-72	L	16-9-0	0-2-0	DNP	2-6-1	DNP	10-2-3	3-2-0	3-2-1	DNP	3-3-1	8-1-0
at Air Force	02/05/2022	91-77	W	5-3-1	7-0-2	DNP	1-0-0	DNP	20-4-1	42-8-2	6-3-1	DNP	10-9-1	0-1-1
Northern N.M.	02/11/2022	78-46	W	7-2-1	0-2-3	DNP	4-10-2	DNP	21-0-2	10-3-5	5-4-2	4-0-0	10-3-0	6-3-1
Wyoming	02/15/2022	75-66	W	3-7-0	5-2-0	DNP	0-2-0	DNP	18-2-2	34-4-6	0-4-0	DNP	15-8-1	0-0-0
Colorado St.	02/17/2022	68-83	L	9-3-1	3-1-2	DNP	2-3-0	DNP	17-6-4	13-2-2	7-2-1	DNP	17-7-0	DNP
at San Jose St.	02/20/2022	55-71	L	6-5-0	5-3-3	DNP	2-2-0	DNP	17-3-2	14-4-1	0-3-0	DNP	11-4-0	0-0-0
at Utah St.	02/22/2022	56-81	L	12-2-2	4-2-0	DNP	0-0-2	DNP	13-2-3	2-4-1	3-5-1	DNP	11-6-0	7-5-1



2021-22 New Mexico Men's Basketball
Points-rebounds-assists
All games

Opponent	Date	Score	30 FRANCIS,JE	33 ARROYO,JOR	34 SECK,BIRIM	35 MUSCADIN,G
Fla. Atlantic	11/10/2021	99-92 W	DNP	DNP	0-2-2	18-2-1
at Colorado	11/13/2021	76-87 L	DNP	0-2-0	0-6-0	5-5-1
Grambling	11/15/2021	86-61 W	0-0-0	DNP	0-2-2	12-8-0
Montana St.	11/20/2021	81-78 W	0-0-0	DNP	0-1-0	18-10-1
Western N.M.	11/22/2021	88-63 W	6-1-7	0-0-0	0-10-1	10-5-0
vs UAB	11/25/2021	73-86 L	DNP	DNP	2-1-0	4-4-2
vs Towson	11/26/2021	58-73 L	DNP	DNP	0-2-1	2-0-0
at New Mexico St.	11/30/2021	101-94 W	DNP	DNP	DNP	8-5-0
New Mexico St.	12/06/2021	76-78 Lot	DNP	DNP	DNP	5-6-2
Denver	12/09/2021	87-67 W	2-2-2	DNP	0-1-0	12-11-2
UTEP	12/12/2021	69-77 L	DNP	DNP	DNP	14-6-2
SMU	12/19/2021	72-90 L	DNP	DNP	DNP	4-2-0
Norfolk St.	12/21/2021	68-54 W	3-2-2	DNP	DNP	DNP
at Nevada	01/01/2022	70-79 L	3-0-0	DNP	DNP	DNP
Utah St.	01/08/2022	87-90 Lot	DNP	DNP	DNP	DNP
at UNLV	01/11/2022	56-85 L	0-0-2	0-1-0	0-2-0	DNP
Boise St.	01/15/2022	63-71 L	DNP	DNP	2-1-0	DNP
at Colorado St.	01/19/2022	74-80 L	DNP	DNP	0-0-0	DNP
at Wyoming	01/22/2022	91-93 L	0-0-0	0-1-0	DNP	DNP
Fresno St.	01/25/2022	60-65 L	DNP	0-2-0	DNP	DNP
San Jose St.	01/28/2022	86-70 W	DNP	DNP	0-2-0	DNP
at San Diego St.	01/31/2022	47-72 L	2-1-1	0-1-0	0-2-1	DNP
at Air Force	02/05/2022	91-77 W	DNP	0-0-0	0-0-0	DNP
Northern N.M.	02/11/2022	78-46 W	4-2-1	2-0-0	2-7-1	DNP
Wyoming	02/15/2022	75-66 W	DNP	0-2-0	DNP	DNP
Colorado St.	02/17/2022	68-83 L	DNP	DNP	DNP	DNP
at San Jose St.	02/20/2022	55-71 L	DNP	DNP	0-1-0	DNP
at Utah St.	02/22/2022	56-81 L	0-2-1	DNP	4-5-0	DNP



2021-22 New Mexico Men's Basketball Combined Team Statistics In Conference games

Page 1/1
as of Feb 23, 2022

Game Records

Record	Overall	Home	Away	Neutral
ALL GAMES	3-11	2-4	1-7	0-0
CONFERENCE	3-11	2-4	1-7	0-0
NON-CONFERENCE	0-0	0-0	0-0	0-0

Score by Periods

Team	1st	2nd	OT	TOT
New Mexico	448	520	11	979
Opponents	487	582	14	1083

Team Box Score

No.	Player				Total		3-Point		F-Throw		Rebounds														
		GP-GS	MIN	AVG	FG-FGA	FG%	3FG-3FGA	3FG%	FT-FTA	FT%	OFF	DEF	TOT	AVG	PF	DQ	A	TO	BLK	STL	PTS	AVG			
10	HOUSE, Jaelen	14-14	461:54	33.0	80-186	.430	21-66	.318	55-61	.902	9	49	58	4.1	38	1	63	57	6	31	236	16.9			
5	MASHBURN, JR., Jamal	14-14	491:01	35.1	83-198	.419	21-58	.362	48-65	.738	1	39	40	2.9	29	1	32	26	0	10	235	16.8			
0	JENKINS, KJ	14-2	348:28	24.9	50-129	.388	32-85	.376	14-16	.875	10	47	57	4.1	29	2	11	13	0	4	146	10.4			
21	ALLEN-TOVAR, Jay	14-10	394:56	28.2	58-103	.563	20-41	.488	9-18	.500	15	60	75	5.4	25	0	7	18	18	7	145	10.4			
13	JOHNSON, Javonté	14-14	391:42	28.0	34-70	.486	19-42	.452	5-9	.556	7	40	47	3.4	35	2	11	7	7	9	92	6.6			
1	SINGLETON, Saquan	11-5	219:35	20.0	22-39	.564	2-6	.333	6-19	.316	4	21	25	2.3	30	0	12	14	3	11	52	4.7			
4	KUAC, Emmanuel	2-1	38:15	19.1	3-9	.333	2-5	.400	0-0	.000	1	9	10	5.0	7	0	0	4	3	1	8	4.0			
24	TODD, Taryn	11-0	122:43	11.2	11-32	.344	3-11	.273	7-11	.636	5	14	19	1.7	17	1	5	6	4	6	32	2.9			
3	FORSLING, Sebastian	14-10	232:42	16.6	9-25	.360	0-5	.000	4-10	.400	16	21	37	2.6	38	1	7	15	7	2	22	1.6			
30	FRANCIS, Jeremiah	5-0	23:29	4.7	2-8	.250	1-4	.250	0-0	.000	2	1	3	0.6	1	0	4	1	1	0	5	1.0			
34	SECK, Birima	8-0	56:48	7.1	3-7	.429	0-1	.000	0-0	.000	4	9	13	1.6	10	0	1	3	0	0	6	0.8			
33	ARROYO, Jordan	6-0	43:23	7.2	0-1	.000	0-0	.000	0-1	.000	1	6	7	1.2	9	0	0	0	3	3	0	0.0			
Team											25	20	45					10							
Total		14	2825		355-807	.440	121-324	.373	148-210	.705	100	336	436	31.1	268	8	153	174	52	84	979	69.9			
Opponents		14	2825		385-805	.478	94-283	.332	219-299	.732	129	382	511	36.5	211	3	209	165	42	86	1083	77.4			

Team Statistics

	UNM	OPP
Scoring	979	1083
Points per game	69.9	77.4
Scoring margin	-7.4	-
Field goals-att	355-807	385-805
Field goal pct	.440	.478
3 point fg-att	121-324	94-283
3-point FG pct	.373	.332
3-pt FG made per game	8.6	6.7
Free throws-att	148-210	219-299
Free throw pct	.705	.732
F-Throws made per game	10.6	15.6
Rebounds	436	511
Rebounds per game	31.1	36.5
Rebounding margin	-5.4	-
Assists	153	209
Assists per game	10.9	14.9
Turnovers	174	165
Turnovers per game	12.4	11.8
Turnover margin	-0.6	-
Assist/turnover ratio	0.9	1.3
Steals	84	86
Steals per game	6.0	6.1
Blocks	52	42
Blocks per game	3.7	3.0
Winning streak	0	-
Home win streak	0	-
Attendance	49539	45426
Home games-Avg/Game	6-8257	8-5678
Neutral site-Avg/Game	-	0-0

Team Results

Date	Opponent		Score	Att.
01/01/2022	at Nevada	L	70-79	7224
01/08/2022	Utah St.	Lot	87-90	8338
01/11/2022	at UNLV	L	56-85	3860
01/15/2022	Boise St.	L	63-71	8279
01/19/2022	at Colorado St.	L	74-80	6516
01/22/2022	at Wyoming	L	91-93	5368
01/25/2022	Fresno St.	L	60-65	8033
01/28/2022	San Jose St.	W	86-70	8277
01/31/2022	at San Diego St.	L	47-72	10951
02/05/2022	at Air Force	W	91-77	2723
02/15/2022	Wyoming	W	75-66	8208
02/17/2022	Colorado St.	L	68-83	8404
02/20/2022	at San Jose St.	L	55-71	1682
02/22/2022	at Utah St.	L	56-81	7102



2021-22 New Mexico Men's Basketball Combined Team Statistics All games

Page 1/1
as of Feb 23, 2022

Game Records

Record	Overall	Home	Away	Neutral
ALL GAMES	11-17	9-7	2-8	0-2
CONFERENCE	3-11	2-4	1-7	0-0
NON-CONFERENCE	8-6	7-3	1-1	0-2

Score by Periods

Team	1st	2nd	OT	TOT
New Mexico	961	1111	19	2091
Opponents	965	1140	24	2129

Team Box Score

No.	Player				Total		3-Point		F-Throw		Rebounds													
		GP-GS	MIN	AVG	FG-FGA	FG%	3FG-3FGA	3FG%	FT-FTA	FT%	OFF	DEF	TOT	AVG	PF	DQ	A	TO	BLK	STL	PTS	AVG		
5	MASHBURN, JR., Jamal	28-28	944:42	33.7	178-407	.437	44-128	.344	95-124	.766	6	71	77	2.8	49	1	61	58	3	17	495	17.7		
10	HOUSE, Jaalen	27-27	859:51	31.8	145-351	.413	43-134	.321	112-128	.875	12	82	94	3.5	74	2	121	92	9	58	445	16.5		
0	JENKINS, KJ	26-2	574:40	22.1	87-224	.388	55-151	.364	30-34	.882	14	65	79	3.0	54	2	22	19	0	13	259	10.0		
35	MUSCADIN, Gethro	12-9	245:34	20.5	40-82	.488	2-5	.400	30-39	.769	21	43	64	5.3	35	2	11	24	19	9	112	9.3		
21	ALLEN-TOVAR, Jay	28-13	671:02	24.0	94-189	.497	26-75	.347	28-43	.651	32	108	140	5.0	42	0	12	32	40	13	242	8.6		
13	JOHNSON, Javonté	28-25	777:10	27.8	71-153	.464	40-86	.465	29-42	.690	26	98	124	4.4	55	2	22	17	8	15	211	7.5		
24	TODD, Taryn	25-13	422:38	16.9	39-99	.394	7-29	.241	36-47	.766	19	42	61	2.4	52	3	21	19	15	22	121	4.8		
1	SINGLETON, Saquan	20-6	389:40	19.5	37-70	.529	3-10	.300	16-43	.372	16	44	60	3.0	47	1	29	25	7	18	93	4.7		
20	PATTERSON, Clay	2-0	12:27	6.2	4-7	.571	1-3	.333	0-0	.000	0	0	0	0.0	1	0	0	1	0	1	9	4.5		
4	KUAC, Emmanuel	6-1	106:34	17.8	10-20	.500	2-7	.286	3-6	.500	6	20	26	4.3	16	0	3	6	9	2	25	4.2		
2	FINO-A-LASELF, Safi	1-0	02:37	2.6	1-1	1.000	1-1	1.000	0-0	.000	0	3	3	3.0	0	0	0	1	0	0	3	3.0		
3	FORSLING, Sebastian	23-13	325:59	14.2	19-42	.452	0-6	.000	6-14	.429	28	28	56	2.4	49	1	11	18	9	5	44	1.9		
30	FRANCIS, Jeremiah	11-1	92:44	8.4	9-25	.360	2-10	.200	0-1	.000	3	7	10	0.9	3	0	16	2	2	1	20	1.8		
34	SECK, Birima	17-2	162:50	9.6	5-15	.333	0-2	.000	0-0	.000	9	36	45	2.6	28	1	8	5	5	2	10	0.6		
33	ARROYO, Jordan	9-0	61:31	6.8	1-5	.200	0-1	.000	0-1	.000	3	6	9	1.0	9	0	0	2	3	3	2	0.2		
Team											52	50	102					12						
Total		28	5650		740-1690	.438	226-648	.349	385-522	.738	247	703	950	33.9	514	15	337	333	129	179	2091	74.7		
Opponents		28	5650		762-1672	.456	185-567	.326	420-566	.742	285	777	1062	37.9	492	8	395	369	95	171	2129	76.0		

Team Statistics

	UNM	OPP
Scoring	2091	2129
Points per game	74.7	76.0
Scoring margin	-1.4	-
Field goals-att	740-1690	762-1672
Field goal pct	.438	.456
3 point fg-att	226-648	185-567
3-point FG pct	.349	.326
3-pt FG made per game	8.1	6.6
Free throws-att	385-522	420-566
Free throw pct	.738	.742
F-Throws made per game	13.8	15.0
Rebounds	950	1062
Rebounds per game	33.9	37.9
Rebounding margin	-4.0	-
Assists	337	395
Assists per game	12.0	14.1
Turnovers	333	369
Turnovers per game	11.9	13.2
Turnover margin	+1.3	-
Assist/turnover ratio	1.0	1.1
Steals	179	171
Steals per game	6.4	6.1
Blocks	129	95
Blocks per game	4.6	3.4
Winning streak	0	-
Home win streak	0	-
Attendance	138055	58749
Home games-Avg/Game	16-8628	10-5875
Neutral site-Avg/Game	-	2-0

Team Results

Date	Opponent		Score	Att.
11/10/2021	Fla. Atlantic	W	99-92	8553
11/13/2021	at Colorado	L	76-87	7115
11/15/2021	Grambling	W	86-61	8010
11/20/2021	Montana St.	W	81-78	9084
11/22/2021	Western N.M.	W	88-63	8047
11/25/2021	vs UAB	L	73-86	0
11/26/2021	vs Towson	L	58-73	0
11/30/2021	at New Mexico St.	W	101-94	6208
12/06/2021	New Mexico St.	Lot	76-78	13019
12/09/2021	Denver	W	87-67	8046
12/12/2021	UTEP	L	69-77	9044
12/19/2021	SMU	L	72-90	8394
12/21/2021	Norfolk St.	W	68-54	8105
01/01/2022	at Nevada	L	70-79	7224
01/08/2022	Utah St.	Lot	87-90	8338
01/11/2022	at UNLV	L	56-85	3860
01/15/2022	Boise St.	L	63-71	8279
01/19/2022	at Colorado St.	L	74-80	6516
01/22/2022	at Wyoming	L	91-93	5368
01/25/2022	Fresno St.	L	60-65	8033
01/28/2022	San Jose St.	W	86-70	8277
01/31/2022	at San Diego St.	L	47-72	10951
02/05/2022	at Air Force	W	91-77	2723
02/11/2022	Northern N.M.	W	78-46	8214
02/15/2022	Wyoming	W	75-66	8208
02/17/2022	Colorado St.	L	68-83	8404
02/20/2022	at San Jose St.	L	55-71	1682
02/22/2022	at Utah St.	L	56-81	7102