

NEW MEXICO LOBOS

2021-22 MEN'S BASKETBALL



2021-22 SCHEDULE/RESULTS

NOVEMBER

5	NM HIGHLANDS (ex)	W, 101-72
10	FAU	W, 99-92
13	at Colorado	L, 76-87
15	GRAMBLING STATE	W, 86-61
20	MONTANA STATE	W, 81-78
22	WESTERN NEW MEXICO	W, 88-63
25	vs. UAB ^	L, 73-86
26	vs. Towson ^	L, 58-73
30	at New Mexico State	W, 101-94

DECEMBER

6	NEW MEXICO STATE	L, 76-78 (ot)
9	DENVER	W, 87-67
12	UTEP	L, 69-77
19	SMU	L, 72-90
21	NORFOLK STATE	W, 68-54
28	#20 COLORADO STATE *	PPD

JANUARY

1	at Nevada *	L, 70-79
8	UTAH STATE *	L, 87-90 (ot)
11	at UNLV *	L, 56-85
15	SAN DIEGO STATE *	PPD
15	BOISE STATE *	L, 63-71
19	at #23 Colorado State *	L, 74-80
22	at Wyoming *	L, 91-93
25	FRESNO STATE *	L, 60-65
28	SAN JOSE STATE *	W, 86-70
31	at San Diego State *	L, 47-72

FEBRUARY

5	at Air Force *	W, 91-77
11	NORTHERN NEW MEXICO	W, 78-46
15	#22 WYOMING *	Stadium 7:00
17	COLORADO STATE *	MW Network 7:00
20	at San José State *	CBSSN 2:00
22	at Utah State *	FS1 8:00
26	AIR FORCE *	Stadium 2:00
28	at Fresno State *	FS1 8:00

MARCH

5	UNLV *	FS1 9:00
9-12	at Mountain West Tournament %	

All times Mountain and subject to change

^ Continental Tires Las Vegas Invitational (Las Vegas, NV)




% Las Vegas, NV

COMMUNICATIONS

Steve Kirkland - Men's Basketball Contact

(434) 825-5241 cell
kirkland@unm.edu email
@skirkland14

GAME #25 | FEB. 15, 2022 | THE PIT | ALBUQUERQUE, NM

	NEW MEXICO LOBOS 10-14 2-8 MW	RICHARD PITINO Providence '05 Overall: 169-151^{10th} School: 10-14^{1st}	 96.3 NEWS RADIO KKB
	#22 WYOMING COWBOYS 21-3 10-1 MW	JEFF LINDER Western State '03 Overall: 115-64^{6th} School: 35-14^{2nd}	STADIUM LOBO RADIO NETWORK Play by Play: Robert Portnoy Analyst: Hunter Greene

GOLOBOS.COM



@UNMLOBOMB

#GOLOBOS

LOBOS WELCOME FIRST NATIONALLY RANKED OPPONENT TO THE PIT IN WYOMING

- New Mexico hosts its first nationally ranked opponent at The Pit in two seasons as it welcomes No. 22 Wyoming, the Mountain West conference leader with a 10-1 league record
- After opening Mountain West play by facing each of the other 10 teams for the first time, tonight's game begins a seven-game stretch of rematches for the remainder of the regular season
- The Lobos are looking for their first three-game win streak in February since 2017-18

SERIES HISTORY

- New Mexico leads the series 75-71
- The Lobos lead 45-24 in Albuquerque, including 39-15 at The Pit
- Wyoming has won the last three meetings, including a 93-91 win in Laramie earlier this season
- New Mexico has won the last four meetings at The Pit and 16 of the last 17 meetings in Albuquerque, dating back to 2004

LOBOS VS. COWBOYS

Overall:	75-71
Home:	45-24 (39-15 The Pit)
Streak:	L3
Last Game:	L, 91-93 (1/22/22)
Last Home:	W, 97-68 (2/8/20)

AGAINST RANKED OPPONENTS

- Wyoming is the second ranked opponent the Lobos have played this season (lost 80-74 at No. 23 Colorado State on Feb. 19)
- The Lobos' last win over a ranked opponent was a 85-58 victory over No. 6 Nevada in 2018-19 at The Pit
- A ranked Cowboy team hasn't visited The Pit since 1988, when the Lobos upset No. 5 Wyoming 85-72 behind 27 points from Charlie Thomas and 16 points from Hunter Greene

THE FIRST MEETING

- Wyoming downed the Lobos 93-91 in Laramie on Jan. 22
- Jay Allen-Tovar had a career-high 25 points and Jamal Mashburn, Jr. scored 22 to lead UNM
- The Lobos shot 65.6% from the floor in the second half as they almost rallied from 10 down

POSSIBLE STARTERS

No.	Pos.	Name	Yr.	Ht. / Wt.	PPG	RPG	Of Note
5	G	Jamal Mashburn, Jr.	So.*	6-2 / 185	17.9	2.7	Career-high 29 points vs. Utah State
10	G	Jaalen House	Jr.*	6-0 / 165	16.6	3.5	Only D1 player with 42pt game & 13asst game
13	G	Javontè Johnson	So.*	6-6 / 200	8.4	4.6	Career-high 23 pts (7-9 3FG) vs Utah State
21	F	Jay Allen-Tovar	Jr.*	6-9 / 220	7.8	4.8	Career-high 25 pts (10-14 FG) at Wyoming
1	G	Saquan Singleton	Sr.*	6-6 / 190	4.8	3.3	14 pts (6-7 FG) at Nevada

KEY RESERVES

No.	Pos.	Name	Yr.	Ht. / Wt.	PPG	RPG	Of Note
0	G	K.J. Jenkins	R-Jr.*	6-2 / 175	10.4	2.8	Career-high 26 points at UNLV
24	G	Taryn Todd	R-So.*	6-5 / 180	5.2	2.5	16 points and four blocks vs. Grambling
3	C	Sebastian Forsling	Fr.	7-0 / 250	2.1	2.6	Career-high seven points vs. Denver
30	G	Jeremiah Francis III	Jr.*	6-1 / 200	2.0	0.8	Career-high 19p vs. Fresno St in '21 MWT
34	F	Birima Seck	Fr.	6-11 / 200	0.4	2.6	Shot 70% FG in final high school season
33	F	Jordan Arroyo	Sr.*	6-7 / 225	0.3	0.9	Three career starts

* has a super senior year available due to COVID

HEAD COACH RICHARD PITINO



1st Season at New Mexico

COACHING RECORD

Year	School	Overall	Conf.
2013	FIU	18-14	11-9
2014	Minnesota	25-13	8-10
2015	Minnesota	18-15	6-12
2016	Minnesota	8-23	2-16
2017	Minnesota	24-10	11-7
2018	Minnesota	15-17	4-14
2019	Minnesota	22-14	9-11
2020	Minnesota	15-16	8-12
2021	Minnesota	14-15	6-14
2022	New Mexico	10-14	2-8
TOTALS		169-151	67-113

NOTABLE

- Led Minnesota to the 2014 NIT Championship
- Led Minnesota to two NCAA Tournament appearances
- 2017 Big Ten Coach of the Year
- 2017 NABC District 7 Coach of the Year
- 18 wins over ranked teams in eight seasons at Minnesota
- Led FIU to 10-win improvement and first winning seasons in 12 years in 2012-13 in first season as a head coach
- Five NCAA appearances in seven years as an assistant coach
- While on his father's staff at Louisville, the Cardinals reached the 2012 Final Four, the Elite Eight in 2008 and 2009 and won two Big East Championships
- While on Billy Donovan's staff at Florida, the Gators reached the Elite Eight in 2011 and won one SEC Regular Season Title
- He and father, Rick (Iona), are the only father-son duo to be current Division I head coaches

STATISTICAL IMPROVEMENT

- New Mexico has not only improved its record this season, it has improved its NET, KenPom Adjusted Offensive Rating and most other offensive categories, including all three shooting percentages (FG, 3FG, FT) and its turnover margin
- UNM only had one player average double figure scoring last season (Makuach Maluach - 15.9 ppg), but have three this season (Jamal Mashburn, Jr. - 17.7 ppg; Jaelen House - 15.7 ppg; KJ Jenkins - 10.9 ppg)

SEASON COMPARISON

Stat	2020-21	2021-22
Record	6-16	10-14
NET	303	153
PPG	65.3	76.5
KenPom AdjO	91.6	108.3
FG%	.413	.442
3FG%	.275	.350
FT%	.599	.749
TO Margin	-1.27	+1.29

LAST TIME OUT

- The Lobos topped Northern New Mexico 78-46 in their first February non-conference game since 2001
- Jamal Mashburn, Jr. had 21 points to lead UNM, including 17 in the first half
- The Eagles' 46 points were the fewest by a Lobo opponent since 2016-17
- The Lobos had their first perfect FT game (9-9) since the 2020 Mountain West Tournament

FIVE FOR 20

- The Lobos have five players (Allen-Tovar, House, Jenkins, Johnson, Mashburn) that have posted a 20-point game in Mountain West play this season
- UNM is tied with Boise State for the most players to accomplish the feat this season

MOVING ON UP!

- The Lobos enter the game ranked No. 144 in KenPom, up 143 spots from their preseason rank of No. 287
- New Mexico is the fourth highest mover in KenPom from the preseason ranking to current ranking
- In the NET, the Lobos are No. 153 after finishing last season at No. 303 in the NET

WIN TOTAL ECLIPSED

- The Lobos have already eclipsed last year's win total of six
- Richard Pitino has eclipsed the previous year's win total in his first season at each school of his career (FIU, Minnesota, UNM)
- At FIU, he led a 10-win improvement in his first season as a head coach
- At Minnesota, he led a four-win improvement in his first season at the school

TOP KENPOM MOVERS UP

Middle Tenn.	+164	(108/272)
Towson	+163	(84/247)
South Alabama	+157	(110/267)
Wyoming	+152	(31/183)
Long Beach St.	+148	(146/294)
New Mexico	+143	(144/287)
Southern	+129	(190/319)
Portland	+125	(205/330)
Utah Valley	+106	(116/222)
Norfolk State	+105	(201/306)
George Mason	+103	(109/212)
Murray State	+102	(26/128)

LOBOS FROM DEEP

- In Mountain West play, the Lobos lead the conference by making 9.7 3-pointers per game and shooting 38.3 percent from deep in Mountain West games
- The Lobos have made at least 10 3-pointers in five of their 10 Mountain West games after reaching that mark just twice in 14 non-conference games
- New Mexico made double-digit threes in three straight games (Boise State, at Colorado State, at Wyoming) for the first time since 2018-19
- UNM has shot at least 40 percent from deep in 10 games this season (only twice last season)
- Against Utah State on Jan. 8, UNM shot 17-of-34 from 3-point range, T-5th most threes in a game in program history
- Last season Makuach Maluach led the Lobos with 24 3-pointers, but four Lobos have already eclipsed that mark this season (Jenkins-49, Mashburn-41, Johnson-38, House-36)

MEDIA SCHEDULE

FEB. 15 Tuesday	FEB. 16 Wednesday	FEB. 17 Thursday	FEB. 18 Friday	FEB. 19 Saturday	FEB. 20 Sunday	FEB. 21 Monday
GAMEDAY vs. Wyoming 7:00 pm		GAMEDAY vs. Colorado St 7:00 pm			GAMEDAY at San Jose St 2:00 pm MT	

RANKINGS

ASSOCIATED PRESS (2/14)

1	Gonzaga (56)	21-2	1496
2	Auburn (4)	23-2	1413
3	Arizona	22-2	1370
4	Kentucky	21-4	1350
5	Purdue	22-4	1163
6	Kansas	20-4	1151
7	Baylor	21-4	1148
8	Providence	21-2	1093
9	Duke	21-4	1073
10	Villanova	19-6	911
11	Texas Tech	19-6	858
12	Illinois	18-6	778
13	UCLA	17-5	711
14	Houston	20-4	700
15	Wisconsin	19-5	631
16	Tennessee	18-6	595
17	USC	21-4	554
18	Ohio State	15-6	503
19	Michigan State	18-6	485
20	Texas	18-7	410
21	Murray State	24-2	290
22	Wyoming	21-3	190
23	Arkansas	19-6	158
24	UConn	17-7	112
25	Alabama	16-9	80

Others receiving votes: Marquette 77, Xavier 51, **Colorado State 29**, Saint Mary's 22, LSU 18, Iowa 17, Notre Dame 17, **SMU 14**, Rutgers 10, Virginia 4, Toledo 3, South Dakota State 3, Miami 3, **Boise State 3**, San Francisco 2, Belmont 2, Vermont 1, Wake Forest 1

COACHES (2/14)

1	Gonzaga (30)	21-2	798
2	Auburn (2)	23-2	734
3	Kentucky	21-4	731
4	Arizona	22-2	725
5	Duke	21-4	631
6	Kansas	20-4	603
7	Purdue	22-4	596
8	Baylor	21-4	583
9	Providence	21-2	577
10	Villanova	19-6	475
11	Texas Tech	19-6	451
12	Illinois	18-6	441
13	Tennessee	18-6	360
14	UCLA	17-5	358
15	Houston	20-4	351
16	Wisconsin	19-5	328
17	USC	21-4	288
18	Ohio State	15-6	278
19	Michigan State	18-6	244
20	Texas	18-7	170
21	Murray State	24-2	105
22	Wyoming	21-3	94
23	Marquette	16-9	87
24	UConn	17-7	68
	Arkansas	19-6	68

Others receiving votes: Alabama 55, Saint Mary's 45, **Colorado State 33**, Xavier 20, Notre Dame 18, Wake Forest 16, Miami 14, LSU 8, **SMU 7**, Loyola Chicago 7, Seton Hall 6, Rutgers 6, **Boise State 6**, Davidson 4, San Francisco 3, Iowa 2, North Carolina 2, Iowa State 2, TCU 1, Missouri State 1

2021-22 Opponents in Bold

MASHBURN'S 25 GAMES

- Jamal Mashburn, Jr. had four 25-point games in non-conference play, becoming the fifth Lobo in the last 40 years to post at least four 25-point games in a season in non-conference play
- His five 25-point games this season overall are the most by a Lobo since Elijah Brown had seven in 2016-17

MASHBURN LEADING BY EXAMPLE

- Jamal Mashburn, Jr. leads the team in scoring at 17.9 points per game and has scored in double-figures in 22 of 23 games this season
- Mashburn has 11 20-point games this season, the most by a Lobo since Elijah Brown had 13 in 2016-17
- He was the first Lobo to score double figures in each of the first 10 games of the season since Kendall Williams in 2013-14

WHEN THE HOUSE IS ON FIRE

- Jaelen House has had the Mountain West season-best performance in four different categories this season
- His 42 points at Air Force on Feb. 5 is tied for the highest scoring game in the MW this season, as he made a MW-high 15 FGs
- His 13 assists vs. San Jose State on Jan. 28 are the most by a MW player this year
- His eight steals vs. Grambling State on Nov. 15 are the most by a MW player this year
- He is the only player in the nation to have his conference's single-game high in points, assists and steals this season

HOUSE SCORES ... HOUSE PASSES

- Jaelen House is the only player in the nation this season with a 42-point scoring game and a 13-assist game this season
- He is one of five players nationally to reach both those marks in the same season over the past decade (Jalen Pickett-Siena, 2018-19; Trae Young-Oklahoma, 2017-18; A.J. English-Iona, 2015-16; Russ Smith-Louisville, 2013-14)
- House had his first career double-double with 18 points and a career-high 13 assists vs. San Jose State on Jan. 28 (The first time in New Mexico history a player has had at least 18 points with 13 assists)
- He has three 30-point games this year, most by a Lobo since Elijah Brown had six in 2015-16

THAT'S HOW YOU MAKE AN ENTRANCE

- Jaelen House made a statement in his first game as a Lobo, scoring 30 points in the season opener vs. FAU on Nov. 10
- House's 30 points are tied for second most by a player in his first game for the Lobos
- He becomes the seventh Lobo in history to score 30 points in a season opener, the first to accomplish the feat since Lamont Long had 31 points in the 1997-98 season-opening win over USC
- House shot 10-19 from the floor, including 3-5 from deep, and was 7-10 from the line
- He drew 12 fouls in the game, the most by a Lobo in the three seasons that the NCAA has officially tracked the stat

25-PT GAMES - NON-CONF (LAST 40 YR)

7	Ruben Douglas (2002-03)
5	Lamont Long (1998-99)
4	Jamal Mashburn, Jr. (2021-22)
4	Hunter Greene (1987-88)
4	Kelvin Scarborough (1986-87)

HOUSE'S MW SEASON-BESTS

Pts (tied)	42 at Air Force (2/5/22)
FGs	15 at Air Force (2/5/22)
Assists	13 vs. SJSU (1/28/22)
Steals	8 vs. Grambling (11/15/21)

MOST PTS IN UNM DEBUT

35	Vladimir McCrary vs. UTA, 11/23/90
30	Jaelen House vs. FAU, 11/10/21
30	Canonchet Neves vs. NM Highlands 12/1/92
30	Steve Logan vs. Idaho St, 11/22/91

MOST PTS IN SEASON OPENER

35	Vladimir McCrary vs. UTA, 11/23/90
31	Lamont Long vs. USC, 11/11/97
31	Ron Becker vs. CSUN, 12/1/69
30	Jaelen House vs. FAU, 11/10/21
30	Canonchet Neves vs. NM Highlands 12/1/92
30	Steve Logan vs. Idaho St, 11/22/91
30	Mel Daniels vs. Midwestern St, 12/1/65

QUICK FACTS

THE UNIVERSITY OF NEW MEXICO

Location	Albuquerque, N.M.
Founded	1889 by Territorial Legislature
Enrollment	22,225
Nickname	Lobos
Colors	Cherry (PMS 200) & Silver (PMS 428)
Conference	Mountain West
National Affiliation	NCAA Division I

President	Dr. Garnett S. Stokes
Director of Athletics	Eddie Nuñez
Deputy A.D. for External	Dave Williams
Deputy A.D. for Internal/SWA	Janice Ruggiero
Faculty Representative	Karen Gaudreault, Ph.D
Facility	The Pit
Capacity	15,411
Age	Built in 1966 (Renovated in 2009-10)

DOUBLE TIME

DOUBLE-DOUBLES

	2021-22	CAREER	STREAK
Jay Allen-Tovar	1	1	-
Javonte Johnson	1	1	-
Jaelen House	1	1	-
Saquan Singleton	-	3	-

DOUBLE FIGURE POINTS

	2021-22	CAREER	STREAK
Jamal Mashburn, Jr.	23	35%	13
Jaelen House	16	23	2
KJ Jenkins	11	11	-
Javonte Johnson	10	11	-
Jay Allen-Tovar	9	9	2
Saquan Singleton	3	10	-
Taryn Todd	3	5%	-
Emmanuel Kuac	1	1	-
Jeremiah Francis III	-	8%	-

DOUBLE FIGURE REBOUNDS

	2021-22	CAREER	STREAK
Jay Allen-Tovar	3	3	-
Sebastian Forsling	1	1	1
Javonte Johnson	1	1	-
Birima Seck	1	1	-
Saquan Singleton	-	2	-

BIG TIME PERFORMANCES

20-POINT GAMES

	2021-22	CAREER	STREAK
Jamal Mashburn, Jr.	11	11	2
Jaelen House	6	8%	-
KJ Jenkins	3	3	-
Javonte Johnson	1	1	-
Jay Allen-Tovar	1	1	-

30-POINT GAMES (40 Point Games)

	2021-22	CAREER	STREAK
Jaelen House	3 (1)	3 (1)	-

10-ASSIST GAMES

	2021-22	CAREER	STREAK
Jaelen House	1	1	-
Saquan Singleton	-	2	-

% Career totals include games at previous schools
(NCAA Division I)

COUNT IT ... AND THE FOUL!

AND ONES...

	2021-22	CAREER ^A
Jaelen House	11	11
Jamal Mashburn, Jr.	8	8
Saquan Singleton	5	10
Javonte Johnson	3 (1)	5 (1)
Jay Allen-Tovar	3	3
Taryn Todd	3	3
KJ Jenkins	2 (1)	2 (1)
Sebastian Forsling	1	1
Jeremiah Francis III	-	2

* made FG while fouled, followed by a made FT
(#) four-point plays
^A UNM career only

KJ THE SUPER SUB

- KJ Jenkins is averaging 10.4 points per game this season
- He is the only player in the Mountain West this season to score at least 200 points off the bench
- Jenkins has three 20-point games off the bench (leads the Mountain West)
- His 26-point game at UNLV was the most points by a Lobo off the bench since Elijah Brown scored 33 off the bench at San Jose State in 2016
- He leads the Lobos with 49 3-pointers this season

JAVONTE EN FUEGO

- Sophomore wing Javonte Johnson leads the Lobos in 3-point percentage (.469) this season
- He is shooting 45.9 percent (17-37) from deep in Mountain West play
- Against Utah State on Jan. 8, he made 7-of-9 3-pointers, the most threes in a game by a Lobo since 2018-19 (Anthony Mathis vs. Colorado) and the most made in a conference game this year

ALLEN-TOVAR FROM THE START

- In the last seven games since entering the starting lineup, Jay Allen-Tovar is averaging 11.6 points per game, shooting 57.9% (33-57) from the floor and 52.6% (10-19) from deep
- Allen-Tovar had a career-high 25 points at Wyoming on Jan. 22 and career-high four blocks at Air Force on Feb. 5

LIFE IN THE FAST LANE

- New Mexico ranks 18th in the nation in adjusted tempo per KenPom at 71.7 possessions per game
- UNM has had at least 70 possessions in 18 of 24 games this season
- The Lobos' have had at least 75 possessions in 10 games this season

MAKE IT 80s NIGHT

- 80 has been the magic number for the Lobos this season
- UNM is 8-2 this season when scoring at least 80 points (8-1 when scoring 80 in regulation) and 2-12 this season when scoring less than 80 points

BLOCK PARTY

- New Mexico is second in the Mountain West with 4.7 blocks per game
- Individually, Jay Allen-Tovar is second in the conference at 1.5 per game
- The school record for blocks/game for a season is 4.1, set in 2015-16

MISSING LOBOS

- UNM has had 229 man-games lost due to injury/illness this season (Kuac-18, Singleton-8, Jenkins-2, House-1)
- Emmanuel Kuac suffered a season-ending leg injury on Jan. 8 against Utah State
- The Lobos have missed at least one player due to injury in all but four games this season

PITINO IN YEAR ONE

- Richard Pitino is looking to continue a trend of successful first seasons at a school
- In his first season at FIU in 2012-13, the Panthers had a 10-win improvement from the previous year and their first winning season in 12 years
- In his first season at Minnesota in 2013-14, the Golden Gophers won the NIT and posted their first 25-win season in 17 years
- Pitino has already led the Lobos to more three wins this season than the program had last year

LOBOS SIGN THREE FOR 2022

- New Mexico signed three players to its 2022 recruiting class
- Guards Braden Appelhans (Blue Springs, Mo.) and Donovan Dent (Corona, Calif.) and forward Quinton Webb (San Bernardino, Calif.) will join the Lobos this summer
- All three players are three-star recruits by 247Sports and Rivals and ranked among the top 300 players in this year's class

UP NEXT

- New Mexico concludes the homestand on Thursday by hosting Colorado State
- The game was rescheduled from Dec. 28
- The Rams won the first meeting, 80-74, on Jan. 19 in Fort Collins

2021-22 ROSTER

NO.	PLAYER	POS.	YR.	HT.	HOMETOWN	PPG	RPG	OTHER	MINUTES
0	KJ JENKINS	G	R-Jr.*	6-2	Atlanta, Ga.	10.4	2.8	36% 3FG	21.7
• Had 26 points at UNLV, most by a Lobo off the bench in six years (Jan. 11)									
1	SAQUAN SINGLETON (SAY-qwan)	G	Sr.*	6-6	Bronx, N.Y.	4.8	3.3	1.5 apg	19.1
• Matched a Mountain West career high with 14 points (6-7 FG) at Nevada (Jan. 1)									
2	SAFI FINO-A-LASELF (saw-FEE fee-NO-ah-la-SELF)	G	Jr.*	5-11	Las Cruces, N.M.	3.0	3.0	-	3.0
• Had three points and three rebounds in Lobo debut vs. Northern New Mexico (Feb. 11)									
3	SEBASTIAN FORSLING	C	Fr.	7-0	Floda, Sweden	2.1	2.6	-	13.9
• Season-high seven points vs. Denver (Dec. 9)									
4	EMMANUEL KUAC (kwatch)	F	Jr.*	6-7	Calgary, Alb.	4.2	4.3	1.5 bpg	17.8
• Will miss the rest of the season after suffering a leg injury vs. Utah State (Jan. 8)									
5	JAMAL MASHBURN, JR.	G	So.*	6-2	Miami, Fla.	17.9	2.7	2.1 apg	33.6
• Five 25-point games this season									
10	JAELEN HOUSE	G	Jr.*	6-0	Phoenix, Ariz.	16.6	3.5	4.8 apg	31.4
• First career double-double with 18 points and 13 assists vs. San Jose State (Jan. 28)									
13	JAVONTÉ JOHNSON (juh-VAHN-tay)	G	So.*	6-6	Colorado Springs, Colo.	8.4	4.6	47% 3FG	28.0
• Career-high 23 points (7-9 3FG) vs. Utah State (Jan. 8)									
20	CLAY PATTERSON	G	R-Sr.*	6-1	Rio Rancho, N.M.	4.5	0.0	-	6.0
• Career-high five points vs. Western New Mexico (Nov. 22)									
21	JAY ALLEN-TOVAR (toe-VAR)	F	Jr.*	6-9	San Jose, Calif.	7.8	4.8	1.5 bpg	22.9
• Scored career-high 25 points (10-14 FG) at Wyoming (Jan. 22)									
24	TARYN TODD	G	R-So.*	6-5	Vaughan, Ont.	5.2	2.5	1.0 spg	18.0
• Career-high 16 points and four blocks vs. Grambling State (Nov. 15)									
30	JEREMIAH FRANCIS III	G	Jr.*	6-1	Columbus, Ohio	2.0	0.8	1.5 apg	8.6
• Career-high 19 points vs. Fresno State in '21 Mountain West Tournament									
33	JORDAN ARROYO	F	Sr.*	6-7	Albuquerque, N.M.	0.3	0.9	0.4 bpg	7.1
• Three career starts over his first three seasons									
34	BIRIMA SECK (bir-EE-ma)	F	Fr.	6-11	Dakar, Senegal	0.4	2.6	0.3 bpg	9.8
• Shot 70% FG in final high school season									

Head Coach	Richard Pitino	1st Season / Providence, 2005
Assistant Coach	Andy Hill	1st Season / Eastern Washington, 2000
Assistant Coach	Isaac Chew	1st Season / Avila, 1999
Assistant Coach	Eric Brown	1st Season / CSUN, 1998
Special Assistant to the Head Coach	Dan McHale	3rd Season / Kentucky, 2001
Strength & Conditioning Coach	Matthew Flores	1st Season / Arizona State, 2012
Video Coordinator	Robert Edwards	2nd Season / Nebraska, 2016
Administrative Assistant	Peyton Stephens	1st Season / Texas A&M, 2019
Sports Medicine	Aaron Estes	2nd Season / Alabama, 2020
Communications	Steve Kirkland	1st Season / Penn State, 2001

* has a super senior year available due to COVID

THE LAST TIME

A NEW MEXICO PLAYER...

- **Scored 30 points:** Jaelen House (42) at Air Force (2/5/22)
- **Scored 35 points:** Jaelen House (42) at Air Force (2/5/22)
- **Scored 40 points:** Jaelen House (42) at Air Force (2/5/22)
- **Two players with 20 points:** Jaelen House (42) and Jamal Mashburn, Jr. (20), at Air Force (2/5/22)
- **Two players with 25 points:** Vance Jackson (25) & JaQuan Lyle (25) at San Jose State (1/1/20)
- **Three players with 20 points:** Corey Manigault (28), Zane Martin (23) & Vance Jackson (20) vs. Wyoming (2/8/20)
- **20-point game off the bench:** KJ Jenkins (26) at UNLV (1/11/22)
- **20-points in one half:** Jaelen House (28²) at Air Force (2/5/22)
- **A player with back-to-back 30-point games:** Ruben Douglas (2/24/03-3/1/03)
- **One player scored in double figures:** at Air Force (2/24/21)
- **No players scored in double figures:** at Boise State (12/23/20)
- **Five players scored in double figures:** vs. San Jose State (1/28/22)
- **All five starters scored in double figures:** at UNLV (1/18/20)
- **Six players scored in double figures:** Wyoming (1/19/19)
- **Had 15 rebounds:** Carlton Bragg (17) vs. New Mexico State (12/14/19)
- **Had 20 rebounds:** Carlton Bragg (20) at Wyoming (3/9/19)
- **Two players with 10 rebounds:** Gethro Muscadin (11) & Jay Allen-Tovar (10) vs. Denver (12/6/21)
- **Double-Double:** Jaelen House vs. San Jose State (1/28/22)
- **Two players had a double-double:** Makuach Maluach & Bayron Matos vs. LeTourneau (12/17/20)
- **Three players had a double-double:** Corey Manigault, Zane Martin & Vance Jackson (20) vs. Wyoming (2/8/20)
- **Double-Double with points and assists:** Jaelen House vs. San Jose State (1/28/22)
- **Four Double-Doubles in a row:** Joe Furstinger (12/19/17-12/30/17)
- **Triple-Double:** Luc Longley vs. Penn State (3/28/90) *NIT*
- **20 points and 20 rebounds:** Carlton Bragg (22/20) at Wyoming (3/9/19)
- **10 assists:** Jaelen House (13) vs. San Jose State (1/28/22)
- **5 Blocked Shots:** Joe Furstinger (5) vs. Boise State (2/18/17)
- **5 Steals:** Jaelen House (8) vs. Grambling State (11/15/21)
- **Led UNM in Points, Rebounds and Assists:** Makuach Malauch at Fresno State (1/30/21)
- **Hit a last second shot to win a game (1.0 or later):** Anthony Mathis at CSUN (11/6/18), 3-pointer with 0.3 left to win 87-84
- **Played the entire game:** Jaelen House at Air Force (2/5/22)
- **Played 40 or more minutes:** Jaelen House (42) at Air Force (2/5/22)

NEW MEXICO TEAM...

- **Won in Overtime:** 95-86 vs. Fresno State (3/3/18)
- **Lost in Overtime:** 87-90 vs. Utah State (1/8/22)
- **Played Two Overtimes:** W, 97-73 (2ot) vs. UAB (11/21/13)
- **Played Three Overtimes:** W, 104-99 (3ot) vs. Fresno State (3/8/96) *WAC*
- **Shot 70 percent for a Half:** 73.3 (22-30)², vs. Houston Baptist (12/22/19)
- **Shot 60 percent in a Game:** 64.1 (41-64) vs. Houston Baptist (12/22/19)
- **Shot less than 30 percent in a Game:** 26.8 (15-56) vs. Utah State (1/6/21)
- **Shot 90 percent from the free throw line:** 100.0 (9-9) vs. Northern NM (2/11/22)
- **Shot 50 percent from 3-point line:** 50.0 (8-16) at Air Force (2/5/22)
- **Shot less than 30 percent in a half:** 29.6 (8-27)², at San Diego State (1/31/22)
- **Shot less than 20 percent in a half:** 19.2 (5-26)¹, vs. Utah State (1/6/21)
- **Shot 55 percent or better and lost:** 59.6 (31-52) vs. New Mexico State (11/17/18)
- **Attempted 50 FTs:** 52 at UTEP (1/2/08)
- **Made 30 FTs:** 35 at New Mexico State (11/30/21)
- **Made 10 3-pt FGs:** 10, vs. San Jose State (1/28/22)
- **Failed to make a 3-pt FG:** vs. Washington State (12/25/15)
- **Had 50 rebounds:** 79, vs. LeTourneau (12/17/20)
- **Had 25 assists:** 26, vs. San Jose State (1/23/21)
- **Had 15 steals:** 17, vs. McNeese (11/16/19)
- **Had 10 blocks:** 10, vs. Western New Mexico (11/22/21)
- **Scored 50 pts in a half:** 57², at Wyoming (1/22/22)
- **Scored 60 pts in a half:** 61², vs. Houston Baptist (12/22/19)
- **Scored 100 pts (MW):** 108, at Colorado State (2/28/18)
- **Scored 100 pts (non-conf):** 101, at New Mexico State (11/30/21)
- **Scored under 20 pts in 1st half:** 19, at Fresno State (1/28/21)
- **Scored under 20 pts in 2nd half:** 18, at UNLV (1/18/21)
- **Scored under 50 pts in a game:** 46, at UNLV (1/18/21)
- **Never trailed:** at Air Force (2/5/22)

AN OPPOSING PLAYER...

- **Scored 30 points:** Kendric Davis (33), SMU (12/19/21)
- **Scored 35 points:** Bryce Hamilton (35), UNLV (1/18/20)
- **Scored 40 points:** Jordan Caroline (45), Nevada (1/7/17)
- **Two players with 20 points:** Souley Boum (26) & Keonte Kennedy (22), UTEP (12/12/21)
- **Two players with 25 points:** Graham Ike (29) & Hunter Maldonado (25), at Wyoming (1/22/22)
- **Three players with 20 points:** Louis Adams (31), Justin James (23) & Hayden Dalton (21), Wyoming (2/20/18)
- **20-point game off the bench:** Max Rice (22), Boise State (12/23/20)
- **One player scored in double figures:** Our Lady of the Lake (12/15/20)
- **No players scored in double figures:** ULM (12/13/14)
- **Five players scored in double figures:** at Colorado State (1/19/22)
- **All five starters scored in double figures:** Utah State (1/8/22)
- **Six players scored in double figures:** Utah State (1/8/22)
- **Had 15 rebounds:** Graham Ike (15), at Wyoming (1/22/22)
- **Had 20 rebounds:** Ryan Watkins (22), Boise State (1/21/14)
- **Two players with 10 rebounds:** Warren Washington (11) & Will Baker (11), at Nevada (1/1/22)
- **Double-Double:** Keshad Johnson, at San Diego State (1/31/22)
- **Two players had a double-double:** Warren Washington, Will Baker & Grant Sherfield, at Nevada (1/1/22)
- **Double-Double with points and assists:** Grant Sherfield, at Nevada (1/1/22)
- **Triple-Double:** Marvin Coleman, at UNLV (1/18/20)
- **10 assists:** Grant Sherfield (10), at Nevada (1/1/22)
- **5 Blocked Shots:** Neemias Queta (5), Utah State (1/6/21)
- **5 Steals:** Nathan Mensah (5), at San Diego State (1/31/22)
- **Hit a last second shot to win a game (1.0 or later):** Nate Pryor, New Mexico State (12/6/21), layup as time expired in overtime to win 78-76

OPPONENT TEAM...

- **Shot 70 percent for a Half:** 72.7 (16-22)², at Wyoming (1/22/22)
- **Shot 60 percent in a Game:** 60.0 (36-60) at Boise State (12/23/20)
- **Shot less than 30 percent in a Game:** 27.8 (22-79), LeTourneau (12/17/20)
- **Shot 90 percent from the free throw line:** 90.9 (10-11), at Colorado State (1/15/20)
- **Shot 50 percent from 3-point line:** 53.8 (7-13), Fresno State (1/25/22)
- **Shot less than 30 percent in a half:** 28.6 (10-35)², Northern New Mexico (2/11/22)
- **Shot less than 20 percent in a half:** 18.5 (5-27)¹, at Fresno State (1/28/21)
- **Shot 55 percent or better and lost:** 57.8 (37-64) at Wyoming (2/20/18)
- **Attempted 50 FTs:** 50, New Mexico State (12/11/82)
- **Made 30 FTs:** 35, Utah State (3/14/19)
- **Made 10 3-pt FGs:** 13, Wyoming (2/17/21)
- **Failed to make a 3-pt FG:** New Mexico State (12/16/15)
- **Had 50 rebounds:** 52, Boise State (1/15/22)
- **Had 25 assists:** 27, at Colorado State (3/3/21)
- **Had 15 steals:** 15, UAB (11/25/21)
- **Had 10 blocks:** 10, Utah State (1/6/21)
- **Scored 50 pts in a half:** 52², at Wyoming (1/22/22)
- **Scored 60 pts in a half:** 61², at Wyoming (2/20/18)
- **Scored 100 pts (MW):** 105, at Colorado State (1/15/20)
- **Scored 100 pts (non-conf):** 100, at New Mexico State (12/4/18)
- **Scored under 20 pts in 1st half:** 19, at Fresno State (1/28/21)
- **Scored under 20 pts in 2nd half:** 19, New Mexico State (12/3/14)
- **Scored under 50 pts in a game:** 46, Northern New Mexico (2/11/22)
- **Never trailed:** at San Diego State (1/31/22)



2021-22 LOBO BASKETBALL



NEW MEXICO NM HIGHLANDS

101
72

GAME #0 - exhibition
Nov. 5, 2021
The Pit (7,182)
Albuquerque, NM

NMHU	FG	3FG	FT	O-D-T	PF	TP	A	TO	BS	S	MP
4 Sanchius*	0-3	0-2	1-3	1-4-5	2	1	1	1	0	1	24
13 Adams*	4-8	0-0	0-0	2-1-3	4	8	1	2	0	0	16
0 Brown*	5-17	1-7	2-3	1-0-1	3	13	0	2	0	1	29
1 Carpenter*	1-7	1-4	0-0	1-2-3	3	3	2	1	0	1	24
55 Barnes-Thompkins*	7-15	5-9	3-4	0-4-4	2	22	4	4	0	1	26
5 Archuleta	3-5	2-3	0-0	0-2-2	2	8	1	0	0	1	10
10 Ilesleji	0-1	0-1	0-0	0-0-0	0	0	0	0	0	0	7
11 Christmas	1-6	0-2	1-2	0-3-3	0	3	2	0	0	1	14
21 Domina-Lovato	3-3	0-0	0-0	1-0-1	3	6	3	0	0	0	13
23 Johnson	2-4	0-0	0-0	2-4-6	0	4	2	3	0	0	18
33 Rodgers	2-3	0-1	0-0	1-2-3	0	4	1	1	2	0	10
35 Harrison	0-1	0-0	0-0	0-0-0	2	0	0	1	0	0	10
TEAM				0-2-2							
Totals	28-73	9-29	7-12	9-24-33	21	72	17	15	2	6	200
UNM	FG	3FG	FT	O-D-T	PF	TP	A	TO	BS	S	MP
21 Allen-Tovar*	7-9	1-3	2-2	0-2-2	1	17	0	0	3	0	21
34 Seck*	3-6	0-1	0-0	3-5-8	2	6	1	0	0	1	24
5 Mashburn*	4-7	1-3	2-3	0-2-2	0	11	0	0	0	1	18
10 House*	5-10	2-4	0-0	0-2-2	0	12	8	2	0	1	16
24 Todd*	2-4	0-0	2-2	2-2-4	1	6	1	0	2	0	17
0 Jenkins	6-14	2-7	4-4	0-5-5	2	18	3	2	0	1	20
3 Forsling	1-2	0-1	0-0	1-1-2	4	2	0	0	0	0	14
4 Kuac	4-9	0-5	0-0	2-4-6	2	8	0	3	0	0	15
13 Johnson	6-9	2-4	4-4	2-9-11	2	18	2	1	0	3	22
20 Patterson	0-2	0-2	0-0	0-0-0	0	0	0	0	0	0	3
30 Francis	1-4	0-0	1-3	0-2-2	1	3	5	4	0	0	22
33 Arroyo	0-1	0-0	0-0	1-2-3	0	0	1	0	0	0	7
TEAM				2-3-5							
Totals	39-77	8-30	15-18	13-39-52	15	101	21	12	5	7	200
	1st	2nd	Total		FG%	3FG%	FT%				
NM Highlands	33	39	72		38.4	31.0	58.3				
New Mexico	58	43	101		50.6	26.7	83.3				

Points in the Paint-NMHU 26, UNM 48; Points off Turnovers-NMHU 10, UNM 14
2nd Chance Points-NMHU 8, UNM 17; Fast Break Points-NMHU 22, UNM 40
Bench Points-NMHU 25, UNM 49. Score Tied-0 times. Lead changed-0 times.
Largest lead-NMHU none, UNM by 36 2nd-3-40.
NMHU led for 0:00, UNM led for 39:22, Game tied 0:38.
Officials: Larry Spaulding, Brad Ferrie, Ryan McDaniel
Technical: NMHU-Adams; UNM-Allen-Tovar

NEW MEXICO FAU

99
92

GAME #1
Nov. 10, 2021
The Pit (8,553)
Albuquerque, NM

FAU (0-1)	FG	3FG	FT	O-D-T	PF	TP	A	TO	BS	S	MP
50 Goldin*	3-6	0-0	4-5	2-2-4	3	10	1	1	0	0	21
2 Winchester*	3-6	0-0	2-2	1-1-2	5	8	6	4	0	2	29
11 Forrest*	8-14	4-10	6-7	0-6-6	3	26	4	4	0	0	28
15 Martin*	2-9	1-5	0-1	1-5-6	2	5	0	3	0	1	23
20 Baruti*	5-9	2-5	3-3	3-6-9	4	15	1	0	0	0	26
1 Niang	6-8	0-0	2-2	2-1-3	2	14	0	0	0	1	19
3 Rosado	2-4	0-0	2-2	3-0-3	1	6	0	3	0	0	8
10 Davis	0-1	0-1	0-0	1-2-3	1	0	0	1	0	0	11
21 Ralat	1-2	1-2	0-0	1-0-1	3	3	4	0	0	0	17
23 Weatherspoon	2-6	0-3	1-1	0-1-1	0	5	0	1	0	0	17
35 Kuciti	0-0	0-0	0-0	0-0-0	0	0	0	0	0	0	1
TEAM				3-1-4							
Totals	32-65	8-26	20-23	17-25-42	24	92	16	17	0	4	200
UNM (1-0)	FG	3FG	FT	O-D-T	PF	TP	A	TO	BS	S	MP
21 Allen-Tovar*	7-14	3-8	1-1	3-5-8	1	18	0	2	3	0	33
34 Seck*	0-0	0-0	0-0	1-1-2	3	0	2	0	0	1	10
5 Mashburn*	6-16	2-5	0-0	0-2-2	1	14	3	0	0	1	34
10 House*	10-19	3-5	7-10	0-3-3	3	30	6	3	0	2	37
24 Todd*	0-1	0-0	2-2	0-1-1	1	2	2	0	0	0	18
0 Jenkins	4-6	2-3	0-0	1-2-3	1	10	0	1	0	1	25
3 Forsling	0-0	0-0	0-0	1-2-3	2	0	1	1	0	0	4
13 Johnson	2-2	1-1	2-4	0-2-2	3	7	0	1	0	0	17
35 Muscadin	6-8	1-1	5-6	0-2-2	5	18	1	2	2	2	22
TEAM				1-0-1							
Totals	35-66	12-23	17-23	7-18-25	20	99	15	10	5	7	200
	1st	2nd	Total		FG%	3FG%	FT%				
FAU	41	51	92		49.2	30.8	87.0				
New Mexico	43	56	99		53.0	52.2	73.9				

Points in the Paint-FAU 38, UNM 36; Points off Turnovers-FAU 12, UNM 24
2nd Chance Points-FAU 19, UNM 15; Fast Break Points-FAU 10, UNM 19
Bench Points-FAU 28, UNM 35. Score Tied-10 times. Lead changed-13 times.
Largest lead-FAU by 5 2nd-13:39, UNM by 16 2nd-2:41.
FAU led for 8:09, UNM led for 25:56, Game tied 5:55.
Officials: David Hall, Verne Harris, Eric Curry
Technical: UNM-Team (top warning)

COLORADO NEW MEXICO

87
76

GAME #2
Nov. 13, 2021
CU Events Center (7,115)
Boulder, CO

UNM (1-1)	FG	3FG	FT	O-D-T	PF	TP	A	TO	BS	S	MP
21 Allen-Tovar*	1-5	0-3	1-2	1-1-2	2	3	1	1	1	0	20
35 Muscadin*	1-4	0-0	3-4	2-3-5	3	5	1	4	1	1	23
5 Mashburn*	8-16	1-6	3-4	1-4-5	1	20	1	4	0	0	35
10 House*	7-15	3-7	5-5	0-1-1	5	22	4	1	0	2	31
24 Todd*	4-6	0-0	4-5	0-0-0	5	12	0	0	0	0	20
0 Jenkins	0-6	0-4	0-0	0-0-0	1	0	0	1	0	1	16
3 Forsling	2-2	0-0	0-0	0-0-0	2	4	0	0	0	0	7
13 Johnson	3-5	2-3	2-2	0-3-3	3	10	0	1	0	1	23
33 Arroyo	0-2	0-0	0-0	2-0-2	0	0	0	0	0	0	6
34 Seck	0-1	0-0	0-0	1-5-6	5	0	0	1	0	0	20
TEAM				1-2-3							
Totals	26-62	6-23	18-22	8-19-27	27	76	7	13	2	12	200
CU (2-0)	FG	3FG	FT	O-D-T	PF	TP	A	TO	BS	S	MP
12 Walker*	4-10	0-4	9-12	2-8-10	3	17	0	2	1	1	29
21 Battey*	7-10	2-2	0-0	1-5-6	2	16	1	2	0	0	30
23 da Silva*	2-5	0-1	0-0	2-2-4	3	4	2	1	0	1	22
3 Barthelemy*	5-10	3-4	7-8	0-1-1	2	20	3	7	0	2	28
24 Parquet*	3-5	1-2	3-4	2-1-3	4	10	3	0	1	2	32
0 O'Brien	0-1	0-0	0-2	1-0-1	1	0	0	0	0	1	5
2 Simpson	2-5	1-2	1-3	2-6-8	2	6	3	2	0	0	18
32 Clifford	2-6	0-2	4-4	2-5-7	2	8	1	1	2	0	25
34 Lovring	3-5	0-0	0-0	0-1-1	2	6	1	3	0	0	10
TEAM				3-3-6							
Totals	28-57	7-17	24-33	15-32-47	21	87	14	18	4	7	200
	1st	2nd	Total		FG%	3FG%	FT%				
New Mexico	36	40	76		41.9	26.1	81.8				
Colorado	42	45	87		49.1	41.2	72.7				

Points in the Paint-UNM 32, CU 36; Points off Turnovers-UNM 18, CU 12
2nd Chance Points-UNM 8, CU 13; Fast Break Points-UNM 14, CU 22
Bench Points-UNM 14, CU 20. Score Tied-5 times. Lead changed-5 times.
Largest lead-UNM by 4 1st-17:39, CU by 13 2nd-0:29.
UNM led for 6:18, CU led for 28:45, Game tied 4:57.
Officials: Mike Reed, Deidre Carr, Kelly Pfeiffer
Technical: UNM-Todd; CU-Walker

NEW MEXICO GRAMBLING ST

86
61

GAME #3
Nov. 15, 2021
The Pit (8,010)
Albuquerque, NM

GSU (0-3)	FG	3FG	FT	O-D-T	PF	TP	A	TO	BS	S	MP
32 Lamin*	1-2	0-0	1-2	2-7-9	2	3	2	0	2	1	29
13 Christin*	5-14	2-6	2-2	2-3-5	3	14	1	3	1	0	29
3 Kingsby*	7-14	1-1	5-6	0-2-2	4	20	3	4	0	0	35
10 Cowart*	1-5	0-0	1-1	0-2-2	1	2	2	4	0	2	24
14 Taylor*	3-7	1-2	1-2	3-4-7	3	8	0	3	2	1	21
2 Munford*	0-1	0-0	0-0	0-0-0	1	0	0	1	0	0	5
5 Moton*	1-10	0-2	1-2	1-5-6	3	3	4	6	0	1	23
22 Moss	4-9	1-1	2-2	2-3-5	3	11	1	1	0	2	30
23 Murrell	0-0	0-0	0-0	0-1-1	0	0	0	0	0	0	5
TEAM				4-2-6							
Totals	22-62	5-12	12-17	14-29-43	20	61	13	23	5	7	200
UNM (2-1)	FG	3FG	FT	O-D-T	PF	TP	A	TO	BS	S	MP
34 Seck*	0-1	0-0	0-0	0-2-2	1	0	2	0	1	0	11
3 Forsling*	0-0	0-0	0-0	0-0-0	0	0	0	0	0	0	3
5 Mashburn*	7-14	2-5	2-2	1-4-5	4	18	2	3	1	0	34
10 House*	7-16	1-8	3-5	0-2-2	3	18	7	5	1	8	38
24 Todd*	6-12	2-4	2-2	1-2-3	1	16	1	1	4	1	33
0 Jenkins	2-5	2-4	0-0	0-1-1	4	6	0	0	0	0	10
13 Johnson	5-6	3-4	3-4	1-9-10	0	16	1	2	0	0	29
21 Allen-Tovar	0-2	0-2	0-0	0-2-2	2	0	1	0	1	2	13
30 Francis	0-1	0-1	0-0	0-0-0	0	0	0	1	0	0	5
35 Muscadin	4-11	0-0	4-4	3-5-8	1	12	0	0	1	0	24
TEAM				4-0-4							
Totals	31-68	10-28	14-17	10-27-37	16	86	14	12	9	11	200
	1st	2nd	Total		FG%	3FG%	FT%				
Grambling State	33	28	61		35.5	41.7	70.6				
New Mexico	37	49	86		45.6	35.7	82.4				

Points in the Paint-GSU 28, UNM 34; Points off Turnovers-GSU 15, UNM 29
2nd Chance Points-GSU 9, UNM 11; Fast Break Points-GSU 10, UNM 18
Bench Points-GSU 14, UNM 34. Score Tied-4 times. Lead changed-1 time.
Largest lead-GSU by 6 1st-14:37, UNM by 25 2nd-0:45.
GSU led for 6:49, UNM led for 30:56, Game tied 2:15.
Officials: Randy McCall, Tommy Nunez, Ruben Ramos
Technical: GSU-Taylor

NEW MEXICO MONTANA ST

81
78

GAME #4



2021-22 LOBO BASKETBALL



UAB NEW MEXICO

86
73

GAME #6
Nov. 25, 2021
Orleans Arena (452)
Las Vegas, NV

UAB (5-1)	FG	3FG	FT	O-D-T	PF	TP	A	TO	BS	S	MP
5 Buffen*	3-4	0-0	2-2	2-4-6	4	8	2	2	2	1	20
55 Jemison*	3-5	0-0	5-6	6-6-12	3	11	0	2	2	2	21
3 Lovan*	5-7	0-0	2-3	2-2-4	3	12	0	1	1	2	23
10 Walker*	9-19	4-9	4-4	0-3-3	1	26	6	8	0	2	35
13 Jackson*	2-7	0-1	0-0	0-2-2	2	4	3	0	0	3	23
0 Lucure	0-1	0-1	0-0	0-0-0	0	0	0	2	0	2	3
2 Ertel	3-10	1-6	0-0	0-0-0	1	7	3	0	0	1	21
4 Brown	2-4	2-4	0-0	2-0-2	0	6	0	0	0	0	18
11 Johnson	2-4	2-4	0-0	0-3-3	2	6	0	1	0	2	16
23 LeBlanc	1-2	0-0	0-0	2-2-4	5	2	0	2	1	0	11
25 Gordon	2-2	0-0	0-0	2-2-4	2	4	0	1	0	0	8
TEAM				0-1-1							
Totals	32-65	9-25	13-15	16-25-41	23	86	14	19	6	15	200
UNM (4-2)	FG	3FG	FT	O-D-T	PF	TP	A	TO	BS	S	MP
35 Muscadin*	1-6	0-0	2-4	0-4-4	3	4	2	2	1	2	26
5 Mashburn*	9-15	2-7	6-6	0-2-2	1	26	3	5	0	1	36
10 House*	4-15	2-6	2-3	1-4-5	3	12	5	7	0	0	36
13 Johnson*	5-6	3-3	0-0	0-2-2	4	13	1	2	0	0	33
24 Todd*	2-4	0-0	2-2	2-2-4	4	6	2	2	1	1	26
0 Jenkins	0-2	0-2	0-0	0-0-0	1	0	0	0	0	0	4
1 Singleton	2-3	1-1	3-9	2-1-3	0	8	1	1	0	2	18
21 Allen-Tovar	1-1	0-0	0-0	0-1-1	0	2	0	1	0	0	14
34 Seck	1-1	0-0	0-0	0-1-1	0	2	0	0	0	0	7
TEAM				4-1-5							
Totals	25-53	8-19	15-24	9-18-27	16	73	14	20	2	6	200
UAB		1st	2nd	Total		FG%	3FG%	FT%			
New Mexico		42	44	86		49.2	36.0	86.7			
		37	36	73		47.2	42.1	62.5			

Points in the Paint-UAB 34, UNM 28; Points off Turnovers-UAB 25, UNM 19
2nd Chance Points-UAB 13, UNM 8; Fast Break Points-UAB 21, UNM 11
Bench Points-UAB 25, UNM 12. Score Tied-11 times. Lead changed-12 times.
Largest lead-UAB by 14 2nd-0:35, UNM by 2 2nd-8:35.
UAB led for 31:40, UNM led for 3:10, Game tied 5:10.
Officials: Shawn Lehigh, Thomas Sawyer, John Paul Guerrero
Technical: none

TOWSON NEW MEXICO

73
58

GAME #7
Nov. 26, 2021
Orleans Arena (459)
Las Vegas, NV

TOW (4-3)	FG	3FG	FT	O-D-T	PF	TP	A	TO	BS	S	MP
32 Thompson*	2-3	0-0	3-4	2-7-9	1	7	0	1	1	0	28
55 Holden*	4-9	1-2	7-9	3-7-10	3	16	2	2	1	2	38
1 Nolan*	6-18	2-9	1-5	2-2-4	2	15	5	3	0	3	38
10 Hicks*	0-2	0-1	0-0	0-8-8	2	0	3	0	0	1	34
25 Timberlake*	8-14	6-10	3-3	0-5-5	2	25	2	3	0	0	40
13 Paar	3-3	0-0	2-2	2-1-3	0	8	0	1	0	0	12
23 Jones	1-2	0-0	0-0	2-0-2	1	2	0	0	0	0	9
35 Bielek	0-0	0-0	0-0	0-1-1	2	0	0	1	0	0	2
TEAM				1-2-3							
Totals	24-51	9-22	16-23	12-33-45	13	73	12	13	2	6	200
UNM (4-3)	FG	3FG	FT	O-D-T	PF	TP	A	TO	BS	S	MP
35 Muscadin*	1-4	0-0	0-0	0-0-0	5	2	0	2	0	0	10
5 Mashburn*	9-18	4-8	4-4	0-3-3	0	26	1	1	0	1	39
10 House*	2-8	2-6	2-2	1-3-4	3	8	4	0	0	1	36
13 Johnson*	1-9	0-5	2-4	3-5-8	1	4	1	2	0	0	26
24 Todd*	5-12	2-5	2-3	3-1-4	3	14	1	1	2	1	31
1 Singleton	0-3	0-1	0-0	1-0-1	5	0	1	2	0	0	17
4 Kuac	0-0	0-0	0-0	1-0-1	0	0	0	0	0	0	4
21 Allen-Tovar	2-6	0-0	0-0	1-2-3	2	4	0	2	1	1	30
34 Seck	0-2	0-0	0-0	1-1-2	2	0	1	0	0	0	7
TEAM				1-4-5							
Totals	20-62	8-25	10-13	12-19-31	21	58	9	10	3	4	200
Towson		1st	2nd	Total		FG%	3FG%	FT%			
New Mexico		42	31	73		47.1	40.9	69.6			
		29	29	58		32.3	32.0	76.9			

Points in the Paint-TOW 26, UNM 22; Points off Turnovers-TOW 13, UNM 13
2nd Chance Points-TOW 10, UNM 10; Fast Break Points-TOW 7, UNM 2
Bench Points-TOW 10, UNM 4. Score Tied-0 times. Lead changed-0 times.
Largest lead-TOW by 20 1st-8:49, UNM none.
TOW led for 39:56, UNM led for 0:00, Game tied 0:04.
Officials: Ruben Ramos, Thomas Sawyer, Tony Thomas
Technical: none

NEW MEXICO NEW MEXICO ST.

101
94

GAME #8
Nov. 30, 2021
Pan American Center (6,208)
Las Cruces, NM

UNM (5-3)	FG	3FG	FT	O-D-T	PF	TP	A	TO	BS	S	MP
35 Muscadin*	4-6	0-0	0-1	2-3-5	4	8	0	3	1	0	16
5 Mashburn*	6-13	2-4	5-6	0-1-1	2	19	3	1	0	0	28
10 House*	9-19	3-6	10-11	0-4-4	3	31	5	1	0	0	36
13 Johnson*	2-6	2-3	6-6	2-3-5	3	12	2	0	0	1	37
24 Todd*	0-3	0-1	8-10	2-2-4	3	8	3	0	0	2	17
1 Singleton	1-2	0-1	0-0	1-1-2	1	2	1	0	0	1	12
4 Kuac	2-2	0-0	2-4	0-3-3	3	6	0	2	2	0	23
21 Allen-Tovar	5-11	1-5	4-4	2-9-11	3	15	1	2	0	1	31
TEAM				1-3-4							
Totals	29-62	8-20	35-42	10-29-39	22	101	15	9	4	4	200
NMSU (5-2)	FG	3FG	FT	O-D-T	PF	TP	A	TO	BS	S	MP
2 Tillman*	1-3	0-0	1-4	1-1-2	5	3	0	2	0	0	27
13 McNair*	6-10	0-1	2-4	1-7-8	2	14	0	0	3	0	35
35 McCants*	2-2	0-0	0-0	0-2-2	5	4	0	0	0	0	13
0 Allen*	8-16	3-9	12-12	2-7-9	4	31	1	5	1	0	38
10 Rice*	5-8	2-11	9-11	1-3-4	4	21	8	2	0	2	38
1 Avery	3-4	1-2	1-2	1-1-2	3	8	0	0	0	0	15
3 Pryor	0-0	0-0	0-0	0-1-1	0	0	0	0	0	0	2
4 McKinney	1-3	0-2	0-0	0-0-0	2	2	0	0	0	0	4
15 Peake	1-2	1-2	0-0	0-0-0	3	3	0	0	0	0	9
23 Williams	2-3	2-3	2-2	0-1-1	1	8	1	0	0	0	14
42 Alok	0-1	0-1	0-0	0-2-2	0	0	0	0	0	0	5
TEAM				3-3-6							
Totals	29-62	9-31	27-35	8-27-35	29	94	10	9	4	2	200
New Mexico		1st	2nd	Total		FG%	3FG%	FT%			
New Mexico State		49	52	101		46.8	40.0	83.3			
		42	52	94		46.8	29.0	77.1			

Points in the Paint-UNM 28, NMSU 36; Points off Turnovers-UNM 13, NMSU 15
2nd Chance Points-UNM 13, NMSU 8; Fast Break Points-UNM 25, NMSU 4
Bench Points-UNM 23, NMSU 21. Score Tied-6 times. Lead changed-9 times.
Largest lead-UNM by 11 2nd-1:36, NMSU by 4 1st-13:29.
UNM led for 30:15, NMSU led for 7:43, Game tied 2:02.
Officials: Michael Greenstein, Chris Rastatter, Mike Scypers
Technical: UNM-Muscadin, Team (flop warning); NMSU-McCants, Peake

NEW MEXICO ST NEW MEXICO

78 OT
76

GAME #9
Dec. 6, 2021
The Pit (13,019)
Albuquerque, NM

NMSU (7-2)	FG	3FG	FT	O-D-T	PF	TP	A	TO	BS	S	MP
13 McNair*	2-7	0-0	0-0	0-4-4	0	4	0	0	2	1	20
35 McCants*	6-9	0-1	0-1	1-3-4	4	12	4	2	1	0	25
0 Allen*	10-21	0-5	0-0	1-10-11	4	20	4	3	0	1	43
4 McKinney*	1-3	0-0	0-0	0-2-2	1	2	0	0	0	0	6
10 Rice*	2-7	1-4	1-2	1-6-7	1	6	6	2	0	1	41
1 Avery	0-1	0-0	0-0	0-1-1	1	0	0	0	0	0	4
3 Pryor	4-7	0-0	0-0	0-7-7	0	8	4	2	0	1	34
15 Peake	3-4	1-2	0-0	2-2-4	4	7	1	0	1	0	20
23 Williams	0-2	0-2	0-0	0-0-0	2	0	2	0	0	1	13
42 Alok	9-13	0-1	1-2	2-2-4	3	19	0	0	1	0	18
TEAM				0-1-1							
Totals	37-74	2-15	2-5	7-38-45	20	78	21	14	5	5	225
UNM (5-4)	FG	3FG	FT	O-D-T	PF	TP	A	TO	BS	S	MP
35 Muscadin*	2-6	0-0	1-2	1-5-6	4	5	2	2	2	1	25
5 Mashburn*	10-17	3-3	3-3	1-2-3	2	26	3	0	0	0	42
10 House*	7-17	2-6	5-5	0-2-2	1	21	2	4	1	1	38
13 Johnson*	1-5	0-1	1-3	4-4-8	1	3	2	1	0	1	39
24 Todd*	0-2	0-1	0-2	0-3-3	1	0	0	0	0	0	13
0 Jenkins	3-8	1-5	0-0	0-2-2	3	7	0	1	0	0	22
1 Singleton	2-6	0-0	4-7	3-4-7	2	8	1	2	2	2	22
21 Allen-Tovar	3-10	0-6	0-1	0-4-4	1	6	0	0	2	0	23
TEAM				1-5-6							
Totals	28-71	6-22	14-23	10-31-41	15	76	10	10	7	5	225
New Mexico State		1st	2nd	Total		FG%	3FG%	FT%			
New Mexico		27	41	68		50.0	13.3	40.0			
		31	37	68		39.4	27.3	60.9			

Points in the Paint-NMSU 66, UNM 32; Points off Turnovers-NMSU 8, UNM 12
2nd Chance Points-NMSU 6, UNM 8; Fast Break Points-NMSU 11, UNM 14
Bench Points-NMSU 34, UNM 21. Score Tied-5 times. Lead changed-15 times.
Largest lead-NMSU by 5 2nd-7:40, UNM by 10 1st-8:01.
NMSU led for 11:13, UNM led for 28:13, Game tied 5:34.
Officials: David Hall, Keith Kimble, Michael Irving
Technical: NMSU-Team (flop warning)

NEW MEXICO DENVER

87
67

GAME #10
Dec. 9, 2021
The Pit (8,046)
Albuquerque, NM

DU (3-8)	FG	3FG	FT	O-D-T	PF	TP	A	TO	BS	S	MP
24 Henn*	4-13	1-5	0-0	0-6-6	3	9	1	0	0	0	21
25 Tainamo*	1-5	0-0	0-0	0-3-3	2	2	0	0	0	0	17
1 Smith*	1-3	0-1	2-7	0-1-1	2	4	2	0	2	0	21
2 Hunt*	4-10	0-1	2-3	0-5-5	4	10	7	3	0	2	33
11 Johnson*	5-12	2-4	0-0	0-0-0	1	12	2	2	0	0	30
0 Moore	2-5	0-0	0-1	4-1-5	2	4	1	0	0	0	16
3 Hess	0-0	0-0	0-0	0-0-0	0	0	0	0	0	0	16
4 Gatlin	0-4	0-2	2-2	0-3-3	0	2	0	0	0	0	20
3 Porter	6-8	4-5	3-3	1-1-1	2	19	0	1	0	1	21
15 Lopez-Sanchez	1-2	0-0	1-1	2-1-3	2	3	2	0	0	0	15
22 Green	1-1	0-0	0-0	0-0-0	0	2	0	0	0	1	8
42 Bickham	0-1	0-1	0-0	0-1-1	0	0	0	1	0	0	4
TEAM				2-2-4							
UNM (6-4)	FG	3FG	FT	O-D-T	PF	TP	A	TO	BS	S	MP
35 Muscadin*	3-6	1-2	5-6	5-6-11	2	12	2	0	1	0	22
5 Mashburn*	2-11	0-4	6-8	1-2-3	1	10	2	2	0	0	22
10 House*	3-10	0-3	3-3	0-2-2	1	9	2	0	0	3	21
13 Johnson*	1-3	1-3	2-2	0-5-5	1	5	1	0	1	0	21
24 Todd*	3-5	0-0	0-0	2-2-4	3	6	1	0	1	0	22
0 Jenkins	7-14	5-11	2-2	0-1-3	3	21	2	0	0	0	25
1 Singleton	2-5	0-0	2-4	0-3-3	1	6	2	0	1	0	23
3 Forsling	3-5	0-0	1-1	1-1-2	2	7	1	2	1	0	18
21 Allen-Tovar	2-2	0-0	5-5	2-8-10	0	9	0	2	3	0	17
30 Francis	1-1	0-0	0-0	0-2-2	0	2	2	0	0	0	7
34 Seck	0-0	0-0	0-0	0-1-1	0	0	0	0	0	0	3
TEAM				2-2-4							
Totals	27-62	7-23	26-31	13-35-48	14	87	15	6	8	3	200
	1st	2nd	Total			FG%	3FG%	FT%			
Denver	27	40	67			39.1	36.8	58.8			
New Mexico	41	46	87			43.5	30.4	83.9			

Points in the Paint-BSU 30, UNM 26; Points off Turnovers-BSU 12, UNM 3
2nd Chance Points-BSU 20, UNM 4; Fast Break Points-BSU 19, UNM 13
Bench Points-BSU 20, UNM 28. Score Tied-1 time. Lead changed-4 times.
Largest lead-BSU by 16 2nd-7:02, UNM by 1 1st-17:37.
BSU led for 37:49, UNM led for 0:48, Game tied 1:23.
Officials: John Higgins, Kevin Brill, Kelly Pfeifer
Technical: none



2021-22 LOBO BASKETBALL



#23 COLORADO ST 80 NEW MEXICO 74

GAME #18
Jan. 19, 2022
Moby Arena (6,516)
Fort Collins, CO

UNM (7-11, 0-5)	FG	3FG	FT	O-D-T	PF	TP	A	TO	BS	S	MP
21 Allen-Tovar*	2-5	1-2	0-0	0-3-3	3	5	1	0	0	1	28
3 Forsling*	0-1	0-1	0-0	0-2-2	4	0	1	0	0	0	26
5 Mashburn*	6-18	1-8	0-0	0-4-4	1	13	0	1	0	1	36
10 House*	8-14	2-6	0-0	0-4-4	2	18	7	6	0	3	36
13 Johnson*	7-8	4-5	0-1	0-2-2	5	18	0	0	1	0	30
0 Jenkins	5-9	5-9	2-3	2-3-5	4	17	0	0	0	0	27
24 Todd	1-3	1-2	0-0	0-1-1	2	3	0	1	1	0	14
34 Seck	0-0	0-0	0-0	0-0-0	0	0	0	0	0	0	3
TEAM				2-2-4							
Totals	29-58	14-33	2-4	4-21-25	21	74	9	10	2	5	200
CSU (14-1, 4-1)	FG	3FG	FT	O-D-T	PF	TP	A	TO	BS	S	MP
11 Thomas*	4-6	2-4	2-2	2-3-5	1	12	1	2	1	0	19
21 Roddy*	7-11	1-3	6-11	2-4-6	2	21	7	3	0	1	33
31 Thistlewood*	1-2	0-1	0-0	0-1-1	0	2	2	0	0	0	11
3 Moore*	0-3	0-2	0-0	0-1-1	0	0	2	0	0	2	20
4 Stevens*	7-10	1-2	1-1	0-3-3	4	16	3	1	0	1	34
1 Tonje	3-8	2-4	2-2	1-4-5	1	10	0	0	0	0	22
5 Hebb	0-0	0-0	0-0	0-0-0	0	0	0	0	0	0	3
10 Moors	0-0	0-0	0-0	0-3-3	0	0	0	0	0	0	7
13 Jacobs	3-8	0-2	6-6	4-6-10	1	12	0	1	1	1	26
15 Lake	2-4	0-2	2-2	0-2-2	1	6	0	0	0	2	22
23 Rivera	0-0	0-0	1-2	0-0-0	0	1	0	0	0	0	4
TEAM				0-0-0							
Totals	27-52	6-20	20-26	9-27-36	10	80	15	8	2	7	200
	1st	2nd	Total			FG%	3FG%	FT%			
New Mexico	32	42	74			50.0	42.4	50.0			
Colorado State	37	43	80			51.9	30.0	76.9			

Points in the Paint-UNM 20, CSU 36; Points off Turnovers-UNM 14, CSU 14
2nd Chance Points-UNM 8, CSU 11; Fast Break Points-UNM 7, CSU 12
Bench Points-UNM 20, CSU 29. Score Tied 3 times. Lead changed 9 times.
Largest lead-UNM by 6 1st-15:41, CSU by 10 2nd-16:56.
UNM led for 6:40, CSU led for 30:29, Game tied 2:51.
Officials: Randy McCall, Eric Curry, Nate Harris
Technical: none

WYOMING 93 NEW MEXICO 91

GAME #19
Jan. 22, 2022
Arena-Auditorium (5,368)
Laramie, WY

UNM (7-12, 0-6)	FG	3FG	FT	O-D-T	PF	TP	A	TO	BS	S	MP
21 Allen-Tovar*	10-14	4-7	1-2	0-6-6	2	25	0	1	1	1	38
3 Forsling*	1-3	0-1	0-0	1-1-2	3	2	0	0	0	1	12
5 Mashburn*	10-17	2-3	0-0	0-3-3	4	22	4	3	0	4	36
10 House*	7-14	0-2	4-4	0-1-1	4	18	4	2	2	1	30
13 Johnson*	4-4	2-2	1-2	0-1-1	5	11	2	0	0	0	32
0 Jenkins	1-7	0-5	3-3	0-3-3	1	5	0	0	0	0	15
24 Todd	3-7	2-6	0-0	0-1-1	1	8	2	1	0	0	26
30 Francis	0-0	0-0	0-0	0-0-0	1	0	0	0	0	0	0+
33 Arroyo	0-1	0-0	0-0	0-1-1	2	0	0	0	0	0	11
TEAM				4-1-5							
Totals	36-67	10-26	9-11	5-18-23	24	91	12	7	3	8	200
WY (15-2, 4-0)	FG	3FG	FT	O-D-T	PF	TP	A	TO	BS	S	MP
25 Oden*	3-6	0-3	0-0	1-4-5	1	6	0	1	0	0	26
33 Ike*	9-14	0-1	11-13	2-13-15	4	29	1	3	0	0	37
0 Jeffries*	3-5	3-5	5-5	1-5-6	1	14	1	2	0	0	38
5 Wenzel*	4-8	4-8	1-2	0-1-1	2	13	0	3	1	1	33
24 Maldonado*	9-16	1-2	6-9	2-4-6	3	25	7	0	0	0	38
10 Thompson	0-0	0-0	0-0	0-0-0	0	0	1	0	0	0	3
21 Reynolds	1-1	0-0	4-5	0-0-0	5	6	1	1	1	0	26
TEAM				1-0-1							
Totals	29-50	8-19	27-35	7-27-34	16	93	11	13	2	1	200
	1st	2nd	Total			FG%	3FG%	FT%			
New Mexico	34	57	91			53.7	38.5	81.8			
Wyoming	41	52	93			58.0	42.1	77.1			

Points in the Paint-UNM 38, UW 40; Points off Turnovers-UNM 19, UW 11
2nd Chance Points-UNM 2, UW 11; Fast Break Points-UNM 4, UW 5
Bench Points-UNM 13, UW 6. Score Tied 6 times. Lead changed 9 times.
Largest lead-UNM by 3 1st-16:36, UW by 10 2nd-18:22.
UNM led for 3:40, UW led for 31:09, Game tied 5:11.
Officials: Brent Meaux, Mike O'Neill, Ryan McDaniel
Technical: UNM-Coach

FRESNO STATE 65 NEW MEXICO 60

GAME #20
Jan. 25, 2022
The Pit (8,033)
Albuquerque, NM

FSU (14-5, 4-2)	FG	3FG	FT	O-D-T	PF	TP	A	TO	BS	S	MP
10 Robinson*	4-7	0-0	3-4	1-3-4	1	11	3	1	0	1	15
3 Hill*	4-9	2-4	0-1	0-1-1	1	10	2	4	1	2	34
5 Campbell*	1-2	0-0	0-0	0-1-1	2	2	0	1	0	0	8
23 Colimero	3-4	0-0	0-0	1-4-5	2	6	0	0	0	1	33
25 Holland*	6-13	3-6	7-9	3-5-8	1	22	0	1	0	2	39
11 Yap	1-5	1-2	2-2	0-0-0	1	5	1	3	0	1	24
13 Stroud	2-3	1-1	0-0	0-1-1	2	5	0	1	0	0	11
22 Whitaker	0-1	0-0	0-0	0-0-0	4	0	2	0	0	0	12
30 Vaihola	0-1	0-0	1-4	2-8-10	2	1	2	0	0	0	21
34 Meah	1-1	0-0	1-2	0-1-1	1	3	0	1	0	0	5
TEAM				0-1-1							
Totals	22-46	7-13	14-22	7-25-32	17	65	10	12	1	7	200
UNM (7-13, 0-7)	FG	3FG	FT	O-D-T	PF	TP	A	TO	BS	S	MP
21 Allen-Tovar*	3-6	2-4	2-2	1-6-7	3	10	0	1	0	1	32
3 Forsling*	2-4	0-1	0-0	4-1-5	4	4	1	1	0	1	21
5 Mashburn*	4-12	0-2	7-9	0-1-1	2	15	1	2	0	0	38
10 House*	6-12	1-4	6-6	1-4-5	0	19	5	5	1	2	36
13 Johnson*	2-9	0-6	0-0	1-0-1	1	4	0	1	0	0	24
0 Jenkins	3-11	2-7	0-0	2-4-6	5	8	0	0	0	0	29
24 Todd	0-1	0-0	0-0	0-1-1	1	0	0	0	1	3	9
33 Arroyo	0-0	0-0	0-0	0-2-2	2	0	0	0	1	0	11
TEAM				1-2-3							
Totals	20-55	5-24	15-17	10-21-31	18	60	7	10	4	6	200
	1st	2nd	Total			FG%	3FG%	FT%			
Fresno State	41	24	65			47.8	53.8	63.6			
New Mexico	26	34	60			36.4	20.8	88.2			

Points in the Paint-FSU 24, UNM 22; Points off Turnovers-FSU 15, UNM 5
2nd Chance Points-FSU 9, UNM 10; Fast Break Points-FSU 2, UNM 13
Bench Points-FSU 14, UNM 8. Score Tied 0 times. Lead changed 1 time.
Largest lead-FSU by 17 1st-10:48, UNM by 3 1st-19:41.
FSU led for 38:33, UNM led for 1:08, Game tied 0:19.
Officials: Eric Curry, Brad Ferrie, Shawn Leigh
Technical: none

NEW MEXICO 86 SAN JOSE ST 70

GAME #21
Jan. 28, 2022
The Pit (8,277)
Albuquerque, NM

SJSU (7-12, 0-7)	FG	3FG	FT	O-D-T	PF	TP	A	TO	BS	S	MP
15 Anderson*	6-10	2-4	0-0	1-1-2	4	14	1	1	0	0	30
31 Gorener*	1-9	1-9	0-0	0-2-2	1	3	0	0	1	0	24
10 Moore*	4-6	1-1	5-7	0-7-7	2	14	7	5	0	1	33
13 Cardenas*	2-4	0-2	0-0	0-0-0	4	4	3	1	0	1	19
44 Smith*	2-7	2-5	0-0	0-2-2	1	6	0	0	0	0	28
0 Arney	6-10	0-1	0-2	1-1-2	0	12	0	2	0	2	15
1 Simmons	0-2	0-2	0-0	0-0-0	0	0	0	0	0	1	15
2 Robinson	7-10	0-2	3-3	1-6-7	2	17	1	0	3	1	25
42 O'Garro	0-1	0-1	0-0	0-0-0	0	0	2	0	0	0	10
TEAM				0-1-1							
Totals	28-59	6-27	8-12	3-20-23	14	70	14	9	4	6	200
UNM (8-13, 1-7)	FG	3FG	FT	O-D-T	PF	TP	A	TO	BS	S	MP
21 Allen-Tovar*	8-12	2-2	0-2	1-3-4	3	18	0	3	2	0	34
3 Forsling*	1-3	0-0	0-0	1-0-1	2	2	1	0	0	0	14
5 Mashburn*	9-12	3-5	2-2	0-6-6	1	23	1	1	0	1	38
10 House*	5-10	2-4	6-6	2-5-7	1	18	13	3	0	1	38
13 Johnson*	4-8	0-2	2-2	1-7-8	2	10	3	2	1	2	35
0 Jenkins	4-12	3-9	2-2	1-6-7	3	13	3	0	0	0	31
1 Singleton	1-1	0-0	0-0	0-0-0	0	2	0	0	0	0	3
34 Seck	0-1	0-0	0-0	1-1-2	0	0	0	1	0	0	8
TEAM				1-2-3							
Totals	32-59	10-22	12-14	8-30-38	12	86	21	10	3	4	200
	1st	2nd	Total			FG%	3FG%	FT%			
San Jose State	32	38	70			45.7	22.2	66.7			
New Mexico	43	43	86			54.2	45.5	85.7			

Points in the Paint-SJSU 44, UNM 36; Points off Turnovers-SJSU 10, UNM 9
2nd Chance Points-SJSU 2, UNM 14; Fast Break Points-SJSU 8, UNM 6
Bench Points-SJSU 29, UNM 15. Score Tied 0 times. Lead changed 0 times.
Largest lead-SJSU none, UNM by 18 2nd-1:53.
SJSU led for 0:00, UNM led for 39:38, Game tied 0:22.
Officials: Chris Rastatter, D.G. Nelson, Glen Mayberry
Technical: UNM-Allen-Tovar

SAN DIEGO ST. 72 NEW MEXICO 47

GAME #22
Jan. 31, 2022
Viejas Arena (10,951)
San Diego, CA

UNM (8-14, 1-8)	FG	3FG	FT	O-D-T	PF	TP	A	TO	BS	S	MP
21 Allen-Tovar*	1-6	1-3	0-0	0-3-3	0	3	1	1	1	0	26
3 Forsling*	1-3	0-0	0-0	1-5-6	2	2	1	3	0	0	21
5 Mashburn*	3-11	1-5	3-4	0-2-2	2	10	3	4	0	1	29
10 House*	1-4	1-3	0-0	0-2-2	3	3	0	5	0	1	19
13 Johnson*	1-4	1-2	0-0	0-2-2	1	3	1	0	0	0	19
0 Jenkins	6-13	3-8	1-1	0-9-9	1	16	0	2	0	1	28
1 Singleton	0-3	0-0	0-0	0-2-2	4	0	0	1	0	2	20
24 Todd	2-4	0-0	4-5	0-1-1	0	8	0	0	0	1	10
30 Francis	1-2	0-1	0-0	1-0-1	0	2	1	0	0	0	7
33 Arroyo	0-0	0-0	0-0	1-0-1	2	0	0	0	2	1	8
34 Seck	0-2	0-0	0-0	1-1-2	1	0	1	1	0	0	13
TEAM				2-0-2							
Totals	16-52	7-22	8-10	6-27-33	16	47	8	19	3	7	200
SDSU (12-5, 4-2)	FG	3FG	FT	O-D-T	PF	TP	A	TO	BS	S	MP
0 Johnson*	6-10	0-1	2-3	4-6-10	1	14	2	1	0	1	26
31 Mensah*	1-4	0-0	3-4	1-2-3	2	5	1	3	4	5	20
3 Bradley*	6-13	2-5	0-0	0-5-5	1	14	3	3	0	1	26
4 Pulliam*	1-3	1-2	0-0	0-4-0	0	3	6	1	1	0	28
5 Butler*	4-8	1-2	0-0	1-5-6	3	9	4	1	0	2	27
2 Seiko	2-5	2-4	1-1	0-0-0	0	7	1	1	0	0	16
10 Dinwiddie	0-1	0-1	0-0	0-0-0	0	0	0	0	0	0	9
14 Alger	0-1	0-0	0-0	0-0-0	0	0	0	0	0	0	3
20 Baker-Mazara	2-3	0-0	0-2-2	2	8	0	2	0	3	11	16
21 Barnett	1-1	0-0	0-0	0-0-0	0	2	1	0	0	0	3
22 Diabate	1-3	0-0	3-4	0-3-4	4	5	0	0	1	0	15
23 Tomaic	1-3	1-2	2-2	0-2-2	2	5	1	0	2	0	14
24 Ty. Broughton	0-0	0-0	0-0	0-0-0	0	0	0	0	0	0	1
42 Ty. Broughton	0-0	0-0	0-0	0-0-0	0	0	0	0	0	0	1
TEAM				0-1-1							
Totals	26-58	9-20	11-14	6-30-36	15	72	19	12	8	12	200
	1st	2nd		Total		FG%	3FG%		FT%		
New Mexico	22	25	47			30.8	31.8		80.0		
San Diego State	36	36	72			44.8	45.0		78.6		



2021-22 LOBO BASKETBALL



**NEW MEXICO
NORTHERN NM**

**78
46**

GAME #24
Feb. 11, 2022
The Pit (8,214)
Albuquerque, NM

NNMC (12-3)	FG	3FG	FT	O-D-T	PF	TP	A	TO	BS	S	MP
11 Weaver*	8-16	1-5	1-2	2-5-7	1	18	1	2	1	1	35
23 Jafari*	2-5	0-2	0-0	2-2-4	1	4	1	1	0	3	25
30 Thomas*	1-8	0-2	0-0	0-3-3	0	2	1	3	0	0	16
24 Zambrano*	3-5	2-4	2-2	0-4-4	0	10	1	2	1	1	28
25 Perez*	0-3	0-1	0-0	0-1-1	3	0	2	2	0	1	25
3 Harris	1-6	0-2	2-2	0-1-1	1	4	0	4	0	0	18
5 Saterfield	3-11	0-2	0-0	1-5-6	3	6	1	1	0	0	21
13 Keys	0-0	0-0	0-0	0-2-2	3	0	0	3	0	0	13
33 Guedes	0-0	0-0	0-0	1-0-1	1	0	1	0	0	0	5
42 Herrera	0-4	0-2	0-0	0-1-1	0	0	0	0	0	0	10
50 Hernandez	1-1	0-0	0-0	0-0-0	1	2	0	0	0	0	2
TEAM				2-2-4							
Totals	19-59	3-20	5-6	8-26-34	14	46	8	20	2	6	200
UNM (10-14)	FG	3FG	FT	O-D-T	PF	TP	A	TO	BS	S	MP
21 Allen-Tovar*	5-9	0-1	0-0	0-3-3	1	10	0	1	1	1	18
1 Singleton*	0-2	0-1	0-0	0-2-2	1	0	3	2	0	1	17
5 Mashburn*	8-13	2-4	3-3	0-0-0	1	21	2	2	0	1	25
10 House*	3-8	2-3	2-2	1-2-3	0	10	5	3	0	1	20
13 Johnson*	2-4	1-3	0-0	1-3-4	0	5	2	1	0	1	21
0 Jenkins	3-11	1-6	0-0	0-2-2	4	7	1	0	0	1	15
3 Forsling	2-4	0-0	0-0	6-4-10	1	4	2	0	0	1	17
20 Patterson	2-4	0-2	0-0	0-0-0	0	4	0	0	0	1	7
23 Fino-A-Lasell	1-1	1-1	0-0	0-3-3	0	3	0	1	0	0	3
24 Todd	1-6	0-3	4-4	0-3-3	1	6	1	1	1	1	20
30 Francis	2-4	0-2	0-0	0-2-2	0	4	1	0	0	1	12
33 Arroyo	1-1	0-0	0-0	0-0-0	0	2	0	1	0	0	7
34 Seck	1-2	0-0	0-0	2-5-7	2	2	1	0	0	0	18
TEAM				2-4-6							
Totals	31-69	7-26	9-9	12-33-45	11	78	18	13	2	10	200
		1st	2nd	Total		FG%	3FG%	FT%			
Northern NM		22	24	46		32.2	15.0	83.3			
New Mexico		32	46	78		44.9	26.9	100.0			

Points in the Paint-NNMC 20, UNM 40; Points off Turnovers-NNMC 7, UNM 15
2nd Chance Points-NNMC 6, UNM 6; Fast Break Points-NNMC 4, UNM 16
Bench Points-NNMC 12, UNM 32. Score Tied-2 times. Lead changed-3 times.
Largest lead-NNMC by 5 1st-17:51, UNM by 32 2nd-0:50.
NNMC led for 5:55, UNM led for 32:15, Game tied 2:50.
Officials: Michael Irving, James Ford, Tommy Johnson
Technical: none



2021-22 LOBO BASKETBALL



SUPERLATIVES...

LARGEST LEAD AT ANY TIME:	33 (77-44) vs. Western New Mexico (Nov. 22)
LARGEST DEFICIT AT ANY TIME:	30 (53-83) at UNLV (Jan. 11)
LARGEST DEFICIT OVERCOME TO WIN:	6, vs. Grambling State (Nov. 15)
LARGEST LEAD SURRENDERED IN A LOSS:	17, vs. Utah State (Jan. 8)
LARGEST HALFTIME LEAD:	18 (45-27), vs. Western New Mexico (Nov. 22)
LARGEST HALFTIME DEFICIT:	16 (30-46), vs. SMU (Dec. 19)
LARGEST HALFTIME DEFICIT OVERCOME TO WIN:	--
LARGEST HALFTIME LEAD SURRENDERED IN A LOSS:	15 (42-27), vs. Utah State (Jan. 8)
MOST CONSECUTIVE POINTS SCORED:	20, Western New Mexico (Nov. 22)
MOST CONSECUTIVE POINTS ALLOWED:	17, at UNLV (Jan. 11)

SPECIALTY STATS...

POINTS OFF TURNOVERS	NEW MEXICO	OPPONENT
Average	14.0	13.8
High	29 vs. Grambling State (Nov. 15)	25 vs. UAB (Nov. 25)
Low	3 vs. Boise State (Jan. 15)	5 vs. Norfolk State (Dec. 21)

2ND CHANCE POINTS	NEW MEXICO	OPPONENT
Average	9.4	10.3
High	23 vs. Denver (Dec. 9)	20, vs. Boise State (Jan. 15)
Low	2, twice	2, vs. San Jose State (Jan. 28)

POINTS IN THE PAINT	NEW MEXICO	OPPONENT
Average	28.7	36.3
High	40, twice	66 vs. New Mexico State (Dec. 6)
Low	16 at San Diego State (Jan. 31)	20 vs. Northern NM (Feb. 11)

FAST BREAK POINTS	NEW MEXICO	OPPONENT
Average	11.7	12.0
High	25 at NM State (Nov. 30)	25 at San Diego State (Jan. 31)
Low	1 at San Diego State (Jan. 31)	2 vs Fresno State (Jan. 25)

BENCH POINTS	NEW MEXICO	OPPONENT
Average	22.3	20.3
High	45 vs. Denver (Dec. 9)	34 vs. New Mexico State (Dec. 6)
Low	4 vs. Towson (Nov. 26)	4 vs. Norfolk St (Dec. 21)

LOBO LEADERS...

POINTS	2021-22	CAREER
Jaelen House	10	10
Jamal Mashburn, Jr.	9	9
KJ Jenkins	4	4
Javonte Johnson	2	2
Jay Allen-Tovar	1	1
Saquan Singleton	-	3
Jeremiah Francis III	-	1

ASSISTS	2021-22	CAREER
Jaelen House	18	18
Jamal Mashburn, Jr.	6	6
Saquan Singleton	3	15
Jeremiah Francis III	2	7
KJ Jenkins	1	1
Gethro Muscadin	1	1

BLOCKS	2021-22	CAREER
Jay Allen-Tovar	11	11
Taryn Todd	7	7
Gethro Muscadin	6	6
Emmanuel Kuac	4	6
Saquan Singleton	2	8
Jaelen House	2	2
Jordan Arroyo	2	2
Birima Seck	1	1
Javonte Johnson	1	1

REBOUNDS	2021-22	CAREER
Javonte Johnson	6	7
Jay Allen-Tovar	6	6
Jaelen House	3	3
Birima Seck	2	2
Gethro Muscadin	2	2
KJ Jenkins	2	2
Sebastian Forsling	2	2
Saquan Singleton	1	4
Emmanuel Kuac	1	3
Taryn Todd	1	1

STEALS	2021-22	CAREER
Jaelen House	13	13
Saquan Singleton	6	14
Taryn Todd	5	5
Jamal Mashburn, Jr.	3	3
Jay Allen-Tovar	2	2
Sebastian Forsling	2	2
KJ Jenkins	2	2
Javonte Johnson	2	2
Jeremiah Francis III	1	6
Emmanuel Kuac	1	4
Clay Patterson	1	1

NEW MEXICO'S RECORD...

Home.....	8-6
Road	2-6
Neutral	0-2
Ranked Opponent (either AP or Coaches).....	0-1
Unranked Opponent.....	10-13
Leads at halftime	10-3
Trails at halftime	0-11
Tied at halftime	0-0
Goes into overtime.....	0-1
Leads by 10 or more points.....	9-2
Trails by 10 or more points.....	0-12
Shoots 50% or better	4-2
Shoots less than 50%	6-12
Shoots less than 45%	3-10
Shoots less than 40%	1-8
Opponent shoots 50% or better.....	0-5
Opponent shoots less than 50%.....	10-9
Opponent shoots less than 45%.....	5-4
Opponent shoots less than 40%.....	5-1
Has higher FG% than opponent	8-1
Has lower FG% than opponent.....	1-13
Has same FG% as opponent.....	1-0
Outrebounds its opponent	8-2
Outrebounded by opponent.....	2-12
Has same rebounds as opponent	0-0
Has more offensive rebounds than opponent.....	6-5
Has fewer offensive rebounds than opponent.....	4-7
Has same offensive rebounds as opponent	0-2
Has fewer turnovers than opponent.....	6-6
Has more turnovers than opponent	2-8
Has same turnovers as opponent.....	2-0
Has fewer than 10 turnovers	3-2
Opponent has fewer than 10 turnovers.....	3-2
Shoots more FTs than opponent.....	7-2
Shoots fewer FTs than opponent.....	1-12
Shoots the same FTs as opponent.....	2-0
Has game decided by 10 points or less or OT	3-7
Has game decided by 5 points or less or OT	1-4
Scores <60 points	0-3
Scores 60-69 points	1-3
Scores 70-79 points	1-6
Scores 80-89 points	5-1
Scores 90+ points	3-1
Allows <60 points.....	2-0
Allows 60-69 points.....	3-1
Allows 70-79 points.....	3-6
Allows 80-89 points.....	0-4
Allows 90+ points.....	2-3
Wins the tip	5-7
Loses the tip.....	5-7
White uniforms.....	7-6
Red uniforms	2-7
Turquoise uniforms	1-1



KJ JENKINS

Guard | 6-2 | Atlanta, Ga.

Creekview HS | North Georgia | Kilgore College



10.4 PPG | 2.8 RPG | 21.7 MPG

SEASON HIGHLIGHTS

- Tri-Captain
- Had 16 points and a season-high nine rebounds at San Diego State (Jan. 31)
- Scored 17 points (5-9 3FG) at No. 23 Colorado State (Jan. 19)
- Scored a career-high 26 points at UNLV (Jan. 11)
- Scored all of his 21 points in the second half vs. Denver (Dec. 9)
- Missed the Towson and at New Mexico State games due to injury
- Had 20 points and five assists vs. Western New Mexico (Nov. 22)
- Scored 17 points (4-5 3FG) vs. Montana State (Nov. 20)

GAME-BY-GAME STATS

Opponent	MP	FG-A	3G-A	FT-A	O-D-T	PF	A	TO	BS	ST	TP
FAU	25	4-6	2-3	0-0	1-2-3	1	0	1	0	1	10
at Colorado	16	0-6	0-4	0-0	0-0-0	1	0	1	0	1	0
Grambling State	10	2-5	2-4	0-0	0-1-1	4	0	0	0	0	6
Montana State	27	4-8	4-5	5-7	2-1-3	3	3	0	0	1	17
Western NM	25	7-10	4-7	2-2	0-1-1	2	5	2	0	3	20
vs. UAB	4	0-2	0-2	0-0	0-0-0	1	0	0	0	0	0
vs. Towson					-DNP-						
at NM State					-DNP-						
NM State	22	3-8	1-5	0-0	0-2-2	3	0	1	0	0	7
Denver	25	7-14	5-11	2-2	0-1-1	3	2	0	0	0	21
UTEP	23	2-5	2-4	5-5	0-5-5	1	0	1	0	1	11
SMU	22	4-10	2-7	0-0	1-1-2	1	0	0	0	0	10
Norfolk State	12	1-10	0-8	2-2	0-2-2	1	0	0	0	1	4
at Nevada	12	2-3	1-2	0-0	0-0-0	3	0	2	0	0	5
Utah State	14	2-9	2-6	0-0	1-1-2	0	1	2	0	0	6
at UNLV	30	8-17	5-13	5-5	0-4-4	1	1	2	0	1	26
Boise State	29	5-11	4-7	1-2	0-1-1	4	2	2	0	0	15
at Colorado State	27	5-9	5-9	2-3	2-3-5	4	0	0	0	0	17
at Wyoming	26	1-7	0-5	3-3	0-3-3	1	0	0	0	1	5
Fresno State	29	3-11	2-7	0-0	2-4-6	5	0	0	0	0	8
San Jose State	31	4-12	3-9	2-2	1-6-7	3	3	0	0	0	13
at San Diego State	28	6-13	3-8	1-1	0-9-9	1	0	2	0	1	16
at Air Force*	24	2-6	1-3	0-0	0-3-3	5	1	1	0	0	5
Northern NM	15	3-11	1-6	0-0	0-2-2	4	1	0	0	1	7

* game started

SINGLE GAME HIGHS (NCAA)

POINTS

CAREER: 26 at UNLV (Jan. 11)
SEASON: 26 at UNLV (Jan. 11)

REBOUNDS

CAREER: 11 at Columbus State (2/12/20)^{NG}
SEASON: 9 at San Diego State (1/31/22)

FIELD GOALS

CAREER: 8 three times
SEASON: 8 at UNLV (Jan. 11)

FIELD GOAL ATTEMPTS

CAREER: 19 at Clayton State (2/29/20)^{NG}
SEASON: 17 at UNLV (Jan. 11)

3-POINTERS

CAREER: 5 four times
SEASON: 5 three times

3-POINT ATTEMPTS

CAREER: 13 at UNLV (Jan. 11)
SEASON: 13 at UNLV (Jan. 11)

FREE THROWS

CAREER: 8 at Georgia College (2/22/20)^{NG}
SEASON: 5 three times

FREE THROW ATTEMPTS

CAREER: 8 twice
SEASON: 7 vs. Montana State (11/20/21)

ASSISTS

CAREER: 7 at Clayton State (2/29/20)^{NG}
SEASON: 5 vs. Western New Mexico (11/22/21)

BLOCKS

CAREER: 1 vs. Georgia Southwestern (2/5/20)^{NG}
SEASON: --

STEALS

CAREER: 3 twice
SEASON: 3 vs. Western New Mexico (11/22/21)

MINUTES

CAREER: 33 at Georgia College (2/22/20)^{NG}
SEASON: 31 vs. San Jose State (1/28/22)

CAREER STATISTICS

Year	G-GS	Min-Avg.	FG-FGA	Pct.	3FG-3FGA	Pct.	FT-FTA	Pct.	Off-Def.	Reb-Avg.	PF-DQ	Ast	TO	Blk	Stl	Pts-Avg
2019-20%	20-0	483-24.2	91-225	.404	46-126	.365	59-69	.855	8-73	81-4.1	41-1	43	21	1	19	287-14.4
Conf	19-0	462-24.3	87-213	.408	43-119	.361	59-69	.855	8-72	80-4.2	40-0	41	18	1	19	276-14.5
2020-21 ^A	23-23	686-29.8	116-269	.431	85-181	.470	47-54	.870	8-85	93-4.0	29-0	62	37	0	21	364-15.8
Conf	20-20	593-29.6	98-233	.421	70-153	.458	34-38	.895	6-68	74-3.7	24-0	56	30	0	17	300-15.0
2021-22	22-1	478-21.7	75-193	.389	49-135	.363	30-34	.882	10-52	62-2.8	52-2	19	17	0	12	229-10.4
Conf	10-1	251-25.1	38-98	.388	26-69	.377	14-16	.875	6-34	40-4.0	27-2	8	11	0	3	116-11.6
NCAA Total	42-1	961-22.9	166-418	.397	95-261	.364	89-103	.864	18-125	143-3.4	93-3	62	38	1	31	516-12.4

% at North Georgia; ^A at Kilgore



SAQUAN SINGLETON

Guard | 6-6 | Bronx, N.Y.
Monsignor Scanlan HS | Hutchinson CC

1

4.8 PPG | 3.3 RPG | 19.1 MPG

SEASON HIGHLIGHTS

- Tri-Captain
- Missed three games due to a toe injury before returning vs. San Jose State (Jan. 28)
- Scored 10 points vs. Utah State (Jan. 8)
- Had a season-high 14 points in first start of season at Nevada (Jan. 1)
- Had 11 points, nine rebounds and five assists vs. UTEP (Dec. 12)
- Had eight points and seven rebounds vs. New Mexico State (Dec. 6)
- Had eight points vs. UAB in season debut (Nov. 25)
- Missed the start of the season after having a heart abnormality discovered when returning from illness in October

GAME-BY-GAME STATS

Opponent	MP	FG-A	3G-A	FT-A	O-D-T	PF	A	TO	BS	ST	TP
FAU					-DNP-						
at Colorado					-DNP-						
Grambling St					-DNP-						
Montana State					-DNP-						
Western NM					-DNP-						
vs. UAB	18	2-3	1-1	3-9	2-1-3	0	1	1	0	2	8
vs. Towson	17	0-3	0-1	0-0	1-0-1	5	1	2	0	0	0
at NM State	12	1-2	0-1	0-0	1-1-2	1	1	0	1	0	2
NM State	22	2-6	0-0	4-7	3-4-7	2	1	2	2	2	8
Denver	23	2-5	0-0	2-4	0-3-3	1	2	0	1	0	6
UTEP	28	5-7	0-0	1-4	3-6-9	2	5	1	0	0	11
SMU	11	2-2	0-0	0-0	1-1-2	4	0	1	0	1	4
Norfolk State	21	1-1	0-0	0-0	1-5-6	1	3	2	0	1	2
at Nevada*	18	6-7	1-1	1-1	1-3-4	4	3	2	0	1	14
Utah State*	34	4-6	1-2	1-1	1-3-4	2	1	2	1	3	10
at UNLV*	17	1-1	0-0	0-4	0-4-4	2	0	1	0	0	2
Boise State*	24	0-3	0-1	0-4	0-3-3	4	1	2	1	0	0
at Colorado State					-DNP-						
at Wyoming					-DNP-						
Fresno State					-DNP-						
San Jose State	3	1-1	0-0	0-0	0-0-0	0	0	0	0	0	2
at San Diego State	20	0-3	0-0	0-0	0-2-2	4	0	1	0	2	0
at Air Force	19	3-3	0-0	1-1	0-0-0	4	2	0	1	0	7
Northern NM*	17	0-2	0-1	0-0	0-2-2	1	3	2	0	1	0

* game started

SINGLE GAME HIGHS (NCAA)

POINTS

CAREER: 17 at Dixie State (1/13/21)
SEASON: 14 at Nevada (1/1/22)

REBOUNDS

CAREER: 10 twice
SEASON: 9 vs. UTEP (12/12/21)

FIELD GOALS

CAREER: 7 vs. San Jose State (1/23/21)
SEASON: 6 at Nevada (1/1/22)

FIELD GOAL ATTEMPTS

CAREER: 9 seven times
SEASON: 7 twice

3-POINTERS

CAREER: 2 vs. Wyoming (2/17/21)
SEASON: 1 three times

3-POINT ATTEMPTS

CAREER: 4 vs. Wyoming (2/17/21)
SEASON: 2 vs. Utah State (1/8/21)

FREE THROWS

CAREER: 7 twice
SEASON: 4 vs. New Mexico State (12/6/21)

FREE THROW ATTEMPTS

CAREER: 10 twice
SEASON: 9 vs. UAB (11/25/21)

ASSISTS

CAREER: 13 at Air Force (2/22/21)
SEASON: 5 vs. UTEP (12/12/21)

BLOCKS

CAREER: 3 at Colorado State (3/3/21)
SEASON: 2 vs. New Mexico State (12/6/21)

STEALS

CAREER: 4 at UNLV (1/18/21)
SEASON: 3 vs. Utah State (1/8/21)

MINUTES

CAREER: 36 at Dixie State (1/13/21)
SEASON: 34 vs. Utah State (1/8/21)

CAREER STATISTICS

Year	G-GS	Min-Avg.	FG-FGA	Pct.	3FG-3FGA	Pct.	FT-FTA	Pct.	Off-Def.	Reb-Avg.	PF-DQ	Ast	TO	Blk	Stl	Pts-Avg
2018-19 [^]	34-30	801-23.6	119-228	.522	1-9	.111	62-134	.463	40-156	196-5.8	101-5	96	74	20	48	301-8.9
2019-20 [^]	32-32	990-30.9	153-282	.543	0-1	.000	70-130	.538	65-168	233-7.3	77-3	154	100	27	47	376-11.8
JUCO Total	66-62	1791-27.1	272-510	.533	1-10	.100	132-264	.500	105-324	429-6.5	178-8	250	174	47	95	677-10.3
2020-21	22-22	566-25.7	59-142	.415	2-12	.167	57-111	.514	32-67	99-4.5	51-2	75	51	15	20	177-8.0
Conf	17-17	436-25.6	42-111	.378	2-11	.182	43-84	.512	22-48	70-4.1	41-2	60	44	10	19	129-7.6
2021-22	16-4	305-19.1	30-55	.545	3-8	.375	13-35	.371	14-38	52-3.3	37-1	24	19	7	13	76-4.8
Conf	7-4	135-19.3	15-24	.625	2-4	.500	3-11	.273	2-15	17-2.4	20-0	7	8	3	6	35-5.0
NCAA Total	38-27	874-23.0	89-197	.452	5-20	.250	70-146	.479	46-105	151-4.0	88-3	99	70	22	33	253-6.7

[^] at Hutchinson CC



SEBASTIAN FORSLING

Center | 7-0 | Floda, Sweden
RIG Mark

3

2.1 PPG | 2.6 RPG | 13.9 MPG

SEASON HIGHLIGHTS

- Had four points and a career-high 10 rebounds vs. Northern New Mexico (Feb. 11)
- Had four points and five rebounds vs. Fresno State (Jan. 25)
- Had four points and eight rebounds vs. Boise State (Jan. 15)
- Had four points and three rebounds vs. SMU (Dec. 19)
- Scored a season-high seven points vs. Denver (Dec. 9)
- Made first career start vs. Grambling State (Nov. 15)
- Scored his first collegiate points (four) at Colorado (Nov. 13)
- Played four minutes vs. FAU in collegiate debut (Nov. 10)

GAME-BY-GAME STATS

Opponent	MP	FG-A	3G-A	FT-A	O-D-T	PF	A	TO	BS	ST	TP
FAU	4	0-0	0-0	0-0	1-0-1	2	1	1	0	0	0
at Colorado	7	2-2	0-0	0-0	0-0-0	2	0	0	0	0	4
Grambling State*	3	0-0	0-0	0-0	0-0-0	0	0	0	0	0	0
Montana State					-DNP-						
Western NM	10	1-1	0-0	0-0	0-1-1	1	0	0	0	1	2
vs. UAB					-DNP-						
vs. Towson					-DNP-						
at NM State					-DNP-						
NM State					-DNP-						
Denver	18	3-5	0-0	1-1	1-1-2	2	1	2	1	0	7
UTEP	2	0-0	0-0	0-0	0-0-0	0	0	0	0	0	0
SMU*	14	2-4	0-1	0-1	2-1-3	1	0	0	0	1	4
Norfolk State*	17	0-1	0-0	1-2	2-0-2	2	0	0	1	0	1
at Nevada*	16	0-3	0-0	1-2	2-1-3	2	1	1	0	0	1
Utah State	18	0-1	0-1	2-4	1-0-1	1	0	3	0	0	2
at UNLV*	24	0-2	0-0	0-0	0-2-2	3	0	5	0	0	0
Boise State*	16	2-3	0-1	0-0	3-5-8	4	0	0	1	0	4
at Colorado State*	26	0-1	0-1	0-0	0-2-2	4	1	0	0	0	0
at Wyoming*	12	1-3	0-1	0-0	1-1-2	3	0	0	0	1	2
Fresno State*	21	2-4	0-1	0-0	4-1-5	4	1	1	0	1	4
San Jose State*	14	1-3	0-0	0-0	1-0-1	2	1	0	0	0	2
at San Diego State*	21	1-3	0-0	0-0	1-5-6	2	1	3	0	0	2
at Air Force	2	0-0	0-0	1-2	0-0-0	1	0	0	1	0	1
Northern NM	17	2-4	0-0	0-0	6-4-10	1	2	0	0	1	4

* game started

SINGLE GAME HIGHS

POINTS

CAREER: 7 vs. Denver (12/9/21)
SEASON: 7 vs. Denver (12/9/21)

REBOUNDS

CAREER: 10 vs. Northern New Mexico (2/11/22)
SEASON: 10 vs. Northern New Mexico (2/11/22)

FIELD GOALS

CAREER: 3 vs. Denver (12/9/21)
SEASON: 3 vs. Denver (12/9/21)

FIELD GOAL ATTEMPTS

CAREER: 5 vs. Denver (12/9/21)
SEASON: 5 vs. Denver (12/9/21)

3-POINTERS

CAREER: --
SEASON: --

3-POINT ATTEMPTS

CAREER: 1 six times
SEASON: 1 six times

FREE THROWS

CAREER: 2 vs. Utah State (1/8/21)
SEASON: 2 vs. Utah State (1/8/21)

FREE THROW ATTEMPTS

CAREER: 4 vs. Utah State (1/8/21)
SEASON: 4 vs. Utah State (1/8/21)

ASSISTS

CAREER: 2 vs. Northern New Mexico (2/11/22)
SEASON: 2 vs. Northern New Mexico (2/11/22)

BLOCKS

CAREER: 1 four times
SEASON: 1 four times

STEALS

CAREER: 1 five times
SEASON: 1 five times

MINUTES

CAREER: 26 at Colorado State (1/19/22)
SEASON: 26 at Colorado State (1/19/22)

CAREER STATISTICS

Year	G-GS	Min-Avg.	FG-FGA	Pct.	3FG-3FGA	Pct.	FT-FTA	Pct.	Off-Def.	Reb-Avg.	PF-DQ	Ast	TO	Blk	Stl	Pts-Avg
2021-22	19-11	264-13.9	17-40	.425	0-6	.000	6-12	.500	25-24	49-2.6	37-0	9	16	4	5	40-2.1
Conf	10-8	171-17.1	7-23	.304	0-5	.000	4-8	.500	13-17	30-3.0	26-0	5	13	2	2	18-1.8



JAMAL MASHBURN, Jr.

Guard | 6-2 | Miami, Fla.
Brewster Academy | Minnesota

5

17.9 PPG | 2.7 RPG | 33.6 MPG

SEASON HIGHLIGHTS

- Tri-Captain
- Had 23 points (9-12 FG) and a career-high six rebounds vs. San Jose State (Jan. 28)
- Set career highs of 29 points and eight assists vs. Utah State (Jan. 8)
- Had 25 points vs. SMU (Dec. 19)
- Had 26 points vs. New Mexico State (Dec. 6)
- Scored 15 of his 19 points in the second half at New Mexico State (Nov. 30)
- Had 26 points vs. Towson (Nov. 26)
- Scored 26 points vs. UAB (Nov. 25)

GAME-BY-GAME STATS

Opponent	MP	FG-A	3G-A	FT-A	O-D-T	PF	A	TO	BS	ST	TP
FAU*	34	6-16	2-5	0-0	0-2-2	1	3	0	0	1	14
at Colorado*	35	8-16	1-6	3-4	1-4-5	1	1	4	0	0	20
Grambling State*	34	7-14	2-5	2-2	1-4-5	4	2	3	1	0	18
Montana State*	37	8-13	1-2	4-7	0-1-1	1	4	1	0	2	21
Western NM*	26	7-11	0-1	5-7	0-4-4	1	1	3	1	0	19
vs. UAB*	36	9-15	2-7	6-6	0-2-2	1	3	5	0	1	26
vs. Towson*	39	9-18	4-8	4-4	0-3-3	0	1	1	0	1	26
at NM State*	28	6-13	2-4	5-6	0-1-1	2	3	1	0	0	19
NM State*	42	10-17	3-3	3-3	1-2-3	2	3	0	0	0	26
Denver*	21	2-11	0-4	6-8	1-2-3	1	2	2	0	0	10
UTEP*	30	1-12	0-5	0-1	0-1-1	3	1	4	1	0	2
SMU*	36	9-21	1-5	6-8	1-1-2	2	3	4	0	0	25
Norfolk State*	30	5-19	3-11	0-0	0-5-5	0	0	2	0	1	13
at Nevada*	34	6-17	3-8	2-3	0-3-3	1	1	2	0	1	17
Utah State*	38	8-16	4-6	9-12	0-2-2	3	8	3	0	0	29
at UNLV*	30	3-11	1-6	4-4	0-2-2	3	2	2	0	0	11
Boise State*	35	4-12	2-3	0-0	0-0-0	5	0	2	0	0	10
at Colorado State*	36	6-18	1-8	0-0	0-4-4	1	0	1	0	1	13
at Wyoming*	36	10-17	2-3	0-0	0-3-3	4	4	3	0	4	22
Fresno State*	38	4-12	0-2	7-9	0-1-1	2	1	2	0	0	15
San Jose State*	38	9-12	3-5	2-2	0-6-6	1	1	1	0	1	23
at San Diego State*	27	3-11	1-5	3-4	0-2-2	2	3	4	0	1	10
at Air Force*	39	7-14	1-1	5-7	1-3-4	3	1	1	0	0	20
Northern NM*	25	8-13	2-4	3-3	0-0-0	1	2	2	0	1	21

* game started

SINGLE GAME HIGHS

POINTS

CAREER: 29 vs. Utah State (1/8/21)
SEASON: 29 vs. Utah State (1/8/21)

REBOUNDS

CAREER: 6 three times
SEASON: 6 vs. San Jose State (1/28/22)

FIELD GOALS

CAREER: 10 twice
SEASON: 10 twice

FIELD GOAL ATTEMPTS

CAREER: 22 vs. Ohio State (3/11/21)^{UM}
SEASON: 21 vs. SMU (12/19/21)

3-POINTERS

CAREER: 4 twice
SEASON: 4 twice

3-POINT ATTEMPTS

CAREER: 11 vs. Norfolk State (12/21/21)
SEASON: 11 vs. Norfolk State (12/21/21)

FREE THROWS

CAREER: 9 vs. Utah State (1/8/21)
SEASON: 9 vs. Utah State (1/8/21)

FREE THROW ATTEMPTS

CAREER: 12 vs. Utah State (1/8/21)
SEASON: 12 vs. Utah State (1/8/21)

ASSISTS

CAREER: 8 vs. Utah State (1/8/21)
SEASON: 8 vs. Utah State (1/8/21)

BLOCKS

CAREER: 1 six times
SEASON: 1 three times

STEALS

CAREER: 4 at Wyoming (1/22/22)
SEASON: 4 at Wyoming (1/22/22)

MINUTES

CAREER: 42 vs. New Mexico State (12/6/21)
SEASON: 42 vs. New Mexico State (12/6/21)

CAREER STATISTICS

Year	G-GS	Min-Avg.	FG-FGA	Pct.	3FG-3FGA	Pct.	FT-FTA	Pct.	Off-Def.	Reb-Avg.	PF-DQ	Ast	TO	Blk	Stl	Pts-Avg
2020-21 ^	29-8	641-22.1	85-243	.350	24-87	.276	43-54	.796	7-38	45-1.6	42-0	45	30	3	12	237-8.2
Conf	20-6	489-24.5	62-182	.341	9-67	.284	33-40	.825	4-35	39-2.0	33-0	29	24	2	8	176-8.8
2021-22	24-24	806-33.6	155-349	.444	41-117	.350	79-100	.790	6-58	64-2.7	45-1	50	53	3	15	430-17.9
Conf	10-10	352-35.2	60-140	.429	18-47	.383	32-41	.780	1-26	27-2.7	25-1	21	21	0	8	170-17.0
CAREER	53-32	1446-27.3	240-592	.405	65-204	.319	122-154	.792	13-96	109-2.1	87-1	95	83	6	27	667-12.6

^ at Minnesota



JAELEN HOUSE

Guard | 6-0 | Phoenix, Ariz.
Shadow Mountain HS | Arizona State

10

16.6 PPG | 4.8 APG | 31.4 MPG

SEASON HIGHLIGHTS

- Set career highs of 42 points (15-22 FG) and eight rebounds at Air Force (Feb. 5)
- First career double-double with 18 points and a career-high 13 assists vs. San Jose State (Jan. 28)
- Had 18 points and seven assists at No. 23 Colorado State (Jan. 19)
- Had 21 points and seven assists vs. Boise State (Jan. 15)
- Scored a career-high 31 points at New Mexico State (Nov. 30)
- Had 18 points, seven assists and a career-high eight steals vs. Grambling State (Nov. 15)
- Had a team-high 22 points at Colorado (Nov. 13)
- Had 30 points in the season-opener vs. FAU (Nov. 10), the 2nd-most points by a Lobo in their UNM debut

GAME-BY-GAME STATS

Opponent	MP	FG-A	3G-A	FT-A	O-D-T	PF	A	TO	BS	ST	TP
FAU*	37	10-19	3-5	7-10	0-3-3	3	6	3	0	2	30
at Colorado*	31	7-15	3-7	5-5	0-1-1	5	4	1	0	2	22
Grambling State*	38	7-16	1-8	3-5	0-2-2	3	7	5	1	8	18
Montana State*	18	3-7	0-2	2-2	0-2-2	4	1	4	0	1	8
Western NM					-DNP-						
vs. UAB*	36	4-15	2-6	2-3	1-4-5	3	5	7	0	0	12
vs. Towson*	36	2-8	2-6	2-2	1-3-4	3	4	0	0	1	8
at NM State*	36	9-19	3-6	10-11	0-4-4	3	5	1	0	0	31
NM State*	38	7-17	2-6	5-5	0-2-2	1	2	4	1	1	21
Denver*	21	3-10	0-3	3-3	0-2-2	1	2	0	0	3	9
UTEP*	22	2-7	1-2	3-3	0-2-2	4	4	4	0	3	8
SMU*	38	4-16	1-9	7-8	0-3-3	3	7	2	1	1	16
Norfolk State*	27	4-8	2-5	6-8	0-3-3	3	6	1	0	4	16
at Nevada*	32	4-16	1-5	9-10	0-1-1	2	6	3	0	3	18
Utah State*	39	3-14	2-7	0-0	0-6-6	5	6	1	0	1	8
at UNLV*	23	4-10	0-4	0-1	2-5-7	4	3	4	0	2	8
Boise State*	32	8-13	1-3	4-7	0-3-3	4	7	4	1	2	21
at Colorado State*	36	8-14	2-6	0-0	0-4-4	2	7	6	0	3	18
at Wyoming*	30	7-14	0-2	4-4	0-1-1	4	4	2	2	1	18
Fresno State*	36	6-12	1-4	6-6	1-4-5	0	5	5	1	2	19
San Jose State*	38	5-10	2-4	6-6	2-5-7	1	13	3	0	1	18
at San Diego State*	19	1-4	1-3	0-0	0-2-2	3	0	5	0	1	3
at Air Force*	40	15-22	4-7	8-9	1-7-8	2	2	6	0	4	42
Northern NM*	20	3-8	2-3	2-2	1-2-3	0	5	3	0	1	10

* game started

SINGLE GAME HIGHS

POINTS

CAREER: 42 at Air Force (2/5/22)
SEASON: 42 at Air Force (2/5/22)

REBOUNDS

CAREER: 8 at Air Force (2/5/22)
SEASON: 8 at Air Force (2/5/22)

FIELD GOALS

CAREER: 15 at Air Force (2/5/22)
SEASON: 15 at Air Force (2/5/22)

FIELD GOAL ATTEMPTS

CAREER: 22 at Air Force (2/5/22)
SEASON: 22 at Air Force (2/5/22)

3-POINTERS

CAREER: 5 vs. Texas Southern (12/28/19)^{ASU}
SEASON: 4 at Air Force (2/5/22)

3-POINT ATTEMPTS

CAREER: 9 vs. SMU (12/19/21)
SEASON: 9 vs. SMU (12/19/21)

FREE THROWS

CAREER: 10 at New Mexico State (11/30/21)
SEASON: 10 at New Mexico State (11/30/21)

FREE THROW ATTEMPTS

CAREER: 11 at New Mexico State (11/30/21)
SEASON: 11 at New Mexico State (11/30/21)

ASSISTS

CAREER: 13 vs. San Jose State (1/28/22)
SEASON: 13 vs. San Jose State (1/28/22)

BLOCKS

CAREER: 2 at Wyoming (1/22/22)
SEASON: 2 at Wyoming (1/22/22)

STEALS

CAREER: 8 vs. Grambling State (11/15/21)
SEASON: 8 vs. Grambling State (11/15/21)

MINUTES

CAREER: 40 at Air Force (2/5/22)
SEASON: 40 at Air Force (2/5/22)

CAREER STATISTICS

Year	G-GS	Min-Avg.	FG-FGA	Pct.	3FG-3FGA	Pct.	FT-FTA	Pct.	Off-Def.	Reb-Avg.	PF-DQ	Ast	TO	Blk	Stl	Pts-Avg
2019-20 ^	30-0	481-16.0	34-123	.276	16-60	.267	33-43	.767	11-46	57-1.9	52-0	35	25	2	38	117-3.9
Conf	18-0	238-13.2	7-50	.140	4-25	.160	13-20	.650	4-17	21-1.2	28-0	11	9	1	16	31-1.7
2020-21 ^	21-0	393-18.7	40-103	.388	23-59	.390	9-13	.692	4-38	42-2.0	33-0	31	26	0	34	112-5.3
Conf	14-0	275-19.6	30-72	.417	17-42	.405	5-9	.556	2-25	27-1.9	23-0	18	17	0	20	82-5.9
2021-22	23-23	723-31.4	126-294	.429	36-113	.319	94-110	.855	9-71	80-3.5	63-2	111	74	7	47	382-16.6
Conf	10-10	325-32.5	61-129	.473	14-45	.311	37-43	.860	6-38	44-4.4	27-1	53	39	4	20	173-17.3
CAREER	74-23	1593-21.5	200-520	.385	75-232	.323	136-166	.819	24-155	179-2.4	148-2	177	125	9	119	611-8.3

^ at Arizona State



JAVONTÈ JOHNSON

Guard | 6-6 | Colorado Springs, Colo.
Cheyenne Mountain HS

13

8.4 PPG | 4.6 RPG | 28.0 MPG

SEASON HIGHLIGHTS

- Had 11 points (4-4 FG) at Wyoming (Jan. 22)
- Had 18 points (7-8 FG, 4-5 3FG) at No. 23 Colorado State (Jan. 19)
- Had 23 points (7-9 3FGs) for first career 20-point game vs. Utah State (Jan. 8)
- Had 16 points and nine rebounds vs. UTEP (Dec. 12)
- Had 12 points (2-3 3FG, 6-6 FT) in a career-high 37 minutes at New Mexico State (Nov. 30)
- Had 13 points (5-6 FG, 3-3 3FG) vs. UAB (Nov. 25)
- Had eight points and seven rebounds in first start of the season vs Montana State (Nov. 20)
- Set career highs of 16 points and 10 rebounds for first career double-double vs. Grambling St. (Nov. 15)

GAME-BY-GAME STATS

Opponent	MP	FG-A	3G-A	FT-A	O-D-T	PF	A	TO	BS	ST	TP
FAU	17	2-2	1-1	2-4	0-2-2	3	0	1	0	0	7
at Colorado	23	3-5	2-3	2-2	0-3-3	3	0	1	0	1	10
Grambling State	29	5-6	3-4	3-4	1-9-10	0	1	2	0	0	16
Montana State*	34	3-9	2-6	0-1	2-5-7	0	0	0	0	0	8
Western NM*	21	3-7	2-4	2-2	0-6-6	1	1	0	0	2	10
vs. UAB*	33	5-6	3-3	0-0	0-2-2	4	1	2	0	0	13
vs. Towson*	26	1-9	0-5	2-4	3-5-8	1	1	2	0	0	4
at NM State*	37	2-6	2-3	6-6	2-3-5	3	2	0	0	1	12
NM State*	39	1-5	0-1	1-3	4-4-8	1	2	1	0	1	3
Denver*	21	1-3	1-3	2-2	0-5-5	1	1	0	1	0	5
UTEP*	31	6-11	1-2	3-3	3-6-9	1	0	0	0	0	16
SMU*	30	1-5	1-2	1-1	2-2-4	1	0	0	0	0	4
Norfolk State*	24	2-5	2-4	0-1	1-3-4	1	0	0	0	0	6
at Nevada*	18	0-2	0-2	0-0	0-3-3	4	0	1	0	2	0
Utah State*	37	8-12	7-9	0-0	2-4-6	2	1	2	0	0	23
at UNLV*	31	2-6	1-4	2-3	0-3-3	1	1	0	0	0	7
Boise State*	28	0-0	0-0	0-1	0-4-4	3	0	0	1	1	0
at Colorado State*	30	7-8	4-5	0-1	0-2-2	5	0	0	1	0	18
at Wyoming*	32	4-4	2-2	1-2	0-1-1	5	2	0	0	0	11
Fresno State*	24	2-9	0-6	0-0	1-0-1	1	0	1	0	0	4
San Jose State*	35	4-8	0-2	2-2	1-7-8	2	3	2	1	2	10
at San Diego State*	19	1-4	1-2	0-0	0-2-2	1	1	0	0	0	3
at Air Force*	31	2-6	2-5	0-0	0-3-3	4	1	1	1	1	6
Northern NM*	21	2-4	1-3	0-0	1-3-4	0	2	1	0	1	5

* game started

SINGLE GAME HIGHS

POINTS

CAREER: 23 vs. Utah State (1/8/21)
SEASON: 23 vs. Utah State (1/8/21)

REBOUNDS

CAREER: 10 vs. Grambling State (11/15/21)
SEASON: 10 vs. Grambling State (11/15/21)

FIELD GOALS

CAREER: 8 vs. Utah State (1/8/21)
SEASON: 8 vs. Utah State (1/8/21)

FIELD GOAL ATTEMPTS

CAREER: 12 vs. Utah State (1/8/21)
SEASON: 12 vs. Utah State (1/8/21)

3-POINTERS

CAREER: 7 vs. Utah State (1/8/21)
SEASON: 7 vs. Utah State (1/8/21)

3-POINT ATTEMPTS

CAREER: 9 vs. Utah State (1/8/21)
SEASON: 9 vs. Utah State (1/8/21)

FREE THROWS

CAREER: 6 at New Mexico State (11/30/21)
SEASON: 6 at New Mexico State (11/30/21)

FREE THROW ATTEMPTS

CAREER: 6 twice
SEASON: 6 at New Mexico State (11/30/21)

ASSISTS

CAREER: 3 vs. San Jose State (1/28/22)
SEASON: 3 vs. San Jose State (1/28/22)

BLOCKS

CAREER: 1 six times
SEASON: 1 four times

STEALS


CAREER: 2 four times
SEASON: 2 three times

MINUTES

CAREER: 39 vs. New Mexico State (12/6/21)
SEASON: 39 vs. New Mexico State (12/6/21)

CAREER STATISTICS

Year	G-GS	Min-Avg.	FG-FGA	Pct.	3FG-3FGA	Pct.	FT-FTA	Pct.	Off-Def.	Reb-Avg.	PF-DQ	Ast	TO	Blk	Stl	Pts-Avg
2020-21	22-3	276-12.5	21-73	.288	6-34	.176	16-22	.727	14-21	35-1.6	21-0	7	4	2	7	64-2.9
Conf	17-2	197-11.6	12-50	.240	4-26	.154	10-13	.769	9-13	22-1.3	19-0	4	4	2	4	38-2.2
2021-22	24-21	671-28.0	67-142	.472	38-81	.469	29-42	.690	23-87	110-4.6	48-2	20	17	5	11	201-8.4
Conf	10-10	286-28.6	30-59	.508	17-37	.459	5-9	.556	4-29	33-3.3	28-2	9	7	4	5	82-8.2
CAREER	46-24	946-20.6	88-215	.409	44-115	.383	45-64	.703	37-108	145-3.2	69-2	27	21	7	18	265-5.8



JAY ALLEN-TOVAR

Forward | 6-9 | San Jose, Calif.
Valley Christian HS | Salt Lake CC

21

7.8 PPG | 4.8 RPG | 22.9 MPG

SEASON HIGHLIGHTS

- Had 10 points (4-5 FG), nine rebounds and a career-high four blocks at Air Force (Feb. 5)
- Had 18 points (8-12 FG) vs. San Jose State (Jan. 28)
- Had 10 points and seven rebounds vs. Fresno State (Jan. 25)
- Scored a career-high 25 points (10-14 FG) and had six rebounds at Wyoming (Jan. 22)
- Had 11 points (3-4 3FG) and three blocks vs. Boise State (Jan. 15)
- Had 15 points and 11 rebounds for first career double-double at New Mexico State (Nov. 30)
- Scored 14 points vs. Western New Mexico (Nov. 22)
- Had 18 points, eight rebounds and three blocks in the season-opener vs. FAU (Nov. 10)

GAME-BY-GAME STATS

Opponent	MP	FG-A	3G-A	FT-A	O-D-T	PF	A	TO	BS	ST	TP
FAU*	33	7-14	3-8	1-1	3-5-8	1	0	2	3	0	18
at Colorado*	20	1-5	0-3	1-2	1-1-2	2	1	1	1	0	3
Grambling State	13	0-2	0-2	0-0	0-2-2	2	1	0	1	2	0
Montana State	9	0-1	0-1	2-2	1-0-1	1	0	0	1	0	2
Western NM	20	5-8	2-3	2-4	1-3-4	1	0	1	3	1	14
vs. UAB	14	1-1	0-0	0-0	0-1-1	0	0	1	0	0	2
vs. Towson	30	2-6	0-0	0-0	1-2-3	2	0	2	1	1	4
at NM State	31	5-11	1-5	4-4	2-9-11	3	1	2	0	1	15
NM State	23	3-10	0-6	0-1	0-4-4	1	0	0	2	0	6
Denver	17	2-2	0-0	5-5	2-8-10	0	0	2	3	0	9
UTEP	21	2-7	0-3	1-2	2-3-5	3	1	1	2	0	5
SMU	10	1-2	0-0	1-2	0-1-1	0	0	0	1	0	3
Norfolk State	16	2-8	0-2	2-2	4-6-10	0	1	1	3	0	6
at Nevada	22	2-6	1-4	0-1	5-3-8	0	2	1	0	0	5
Utah State	20	1-2	0-1	0-0	0-3-3	1	1	0	1	0	2
at UNLV	10	1-4	0-1	0-0	0-3-3	1	0	0	0	0	2
Boise State	30	4-6	3-4	0-0	0-4-4	2	0	2	3	0	11
at Colorado State*	28	2-5	1-2	0-0	0-3-3	3	1	0	0	1	5
at Wyoming*	38	10-14	4-7	1-2	0-6-6	2	0	1	1	1	25
Fresno State*	32	3-6	2-4	2-2	1-6-7	3	0	0	1	0	10
San Jose State*	34	8-12	2-2	0-2	1-3-4	3	0	3	2	0	18
at San Diego State*	26	1-6	1-3	0-0	0-3-3	0	1	1	1	0	3
at Air Force*	35	4-5	0-0	2-2	1-8-9	3	1	2	4	1	10
Northern NM*	18	5-9	0-1	0-0	0-3-3	1	0	1	1	1	10

* game started

SINGLE GAME HIGHS (NCAA)

POINTS

CAREER: 25 at Wyoming (1/22/22)
SEASON: 25 at Wyoming (1/22/22)

REBOUNDS

CAREER: 11 at New Mexico State (11/30/21)
SEASON: 11 at New Mexico State (11/30/21)

FIELD GOALS

CAREER: 10 at Wyoming (1/22/22)
SEASON: 10 at Wyoming (1/22/22)

FIELD GOAL ATTEMPTS

CAREER: 14 twice
SEASON: 14 twice

3-POINTERS

CAREER: 4 at Wyoming (1/22/22)
SEASON: 4 at Wyoming (1/22/22)

3-POINT ATTEMPTS

CAREER: 8 vs. FAU (11/10/21)
SEASON: 8 vs. FAU (11/10/21)

FREE THROWS

CAREER: 5 vs. Denver (12/9/21)
SEASON: 5 vs. Denver (12/9/21)

FREE THROW ATTEMPTS

CAREER: 5 vs. Denver (12/9/21)
SEASON: 5 vs. Denver (12/9/21)

ASSISTS

CAREER: 2 at Nevada (1/1/22)
SEASON: 2 at Nevada (1/1/22)

BLOCKS

CAREER: 4 at Air Force (2/5/22)
SEASON: 4 at Air Force (2/5/22)

STEALS

CAREER: 2 vs. Grambling State (11/15/21)
SEASON: 2 vs. Grambling State (11/15/21)

MINUTES

CAREER: 38 at Wyoming (1/22/22)
SEASON: 38 at Wyoming (1/22/22)

CAREER STATISTICS

Year	G-GS	Min-Avg.	FG-FGA	Pct.	3FG-3FGA	Pct.	FT-FTA	Pct.	Off-Def.	Reb-Avg.	PF-DQ	Ast	TO	Blk	Stl	Pts-Avg
2019-20 ^A	31-1	378-12.2	61-113	.540	11-37	.297	32-44	.727	18-65	83-2.7	28-0	19	23	20	6	165-5.3
2020-21 ^A	24-17	530-22.1	99-163	.607	12-47	.255	45-65	.692	44-112	156-6.5	31-0	25	23	30	16	255-10.6
JUCO Total	55-18	908-16.5	160-276	.580	23-84	.274	77-109	.706	62-177	239-4.3	59-0	44	56	50	22	420-7.6
2021-22	24-9	550-22.9	72-152	.474	20-62	.323	24-34	.706	25-90	115-4.8	35-0	11	24	35	9	188-7.8
Conf	10-6	274-27.4	36-66	.545	14-28	.500	5-9	.556	8-42	50-5.0	18-0	6	10	13	3	91-9.1

^A at Salt Lake CC



TARYN TODD

Guard | 6-5 | Vaughan, Ont.
Findlay Prep | TCU

24

5.2 PPG | 2.5 RPG | 18.0 MPG

SEASON HIGHLIGHTS

- Scored eight points at San Diego State (Jan. 31)
- Had eight points and two assists at Wyoming (Jan. 22)
- Scored eight points (8-10 FT) at New Mexico State (Nov. 30)
- Had 14 points vs. Towson (Nov. 26)
- Set career highs of 16 points and four blocks vs. Grambling State (Nov. 15)
- Set career highs of 12 points and seven steals at Colorado (Nov. 13)
- Scored two points in the season opener vs. FAU (Nov. 10)
- Scored six points in the exhibition vs. New Mexico Highlands (Nov. 5)

GAME-BY-GAME STATS

Opponent	MP	FG-A	3G-A	FT-A	O-D-T	PF	A	TO	BS	ST	TP
FAU*	18	0-1	0-0	2-2	0-1-1	1	2	0	0	0	2
at Colorado*	20	4-6	0-0	4-5	0-0-0	5	0	0	0	7	12
Grambling State*	33	6-12	2-4	2-2	1-2-3	1	1	1	4	1	16
Montana State*	35	1-4	0-1	5-6	1-4-5	3	2	3	1	1	7
Western NM*	18	1-1	0-0	0-0	0-2-2	4	1	4	0	1	2
vs. UAB*	26	2-4	0-0	2-2	2-2-4	4	2	2	1	1	6
vs. Towson*	31	5-12	2-5	2-3	3-1-4	3	1	1	2	1	14
at NM State*	17	0-3	0-1	8-10	2-2-4	3	3	0	0	2	8
NM State*	13	0-2	0-1	0-2	0-3-3	1	0	0	0	0	0
Denver*	22	3-5	0-0	0-0	2-2-4	3	1	0	1	0	6
UTEP*	16	1-3	0-1	0-0	0-1-1	5	1	1	0	1	2
SMU*	14	1-2	0-0	0-0	2-3-5	0	1	0	0	0	2
Norfolk State*	17	3-6	0-2	0-0	1-2-3	1	0	0	1	0	6
at Nevada	20	1-4	0-0	2-4	2-2-4	3	0	1	0	0	4
Utah State	10	1-1	0-0	0-0	2-2-4	1	1	0	0	1	2
at UNLV	14	0-3	0-2	0-0	0-1-1	1	0	1	1	0	0
Boise State					-DNP-						
at Colorado State	14	1-3	1-2	0-0	0-1-1	2	0	1	1	0	3
at Wyoming	15	3-7	2-6	0-0	0-1-1	1	2	1	0	0	8
Fresno State	9	0-1	0-0	0-0	0-1-1	1	0	0	1	3	0
San Jose State					-DNP-						
at San Diego State	10	2-4	0-0	4-5	0-1-1	0	0	0	0	1	8
at Air Force	5	0-0	0-0	0-0	0-1-1	2	1	0	0	0	0
Northern NM	20	1-6	0-3	4-4	0-3-3	1	1	1	1	1	6

* game started

SINGLE GAME HIGHS

POINTS

CAREER: 16 vs. Grambling State (11/15/21)
SEASON: 16 vs. Grambling State (11/15/21)

REBOUNDS

CAREER: 5 three times
SEASON: 5 twice

FIELD GOALS

CAREER: 6 vs. Grambling State (11/15/21)
SEASON: 6 vs. Grambling State (11/15/21)

FIELD GOAL ATTEMPTS

CAREER: 12 three times
SEASON: 12 twice

3-POINTERS

CAREER: 2 eight times
SEASON: 2 three times

3-POINT ATTEMPTS

CAREER: 6 at Wyoming (1/22/22)
SEASON: 6 at Wyoming (1/22/22)

FREE THROWS

CAREER: 8 at New Mexico State (11/30/21)
SEASON: 8 at New Mexico State (11/30/21)

FREE THROW ATTEMPTS

CAREER: 10 at New Mexico State (11/30/21)
SEASON: 10 at New Mexico State (11/30/21)

ASSISTS

CAREER: 4 twice
SEASON: 3 at New Mexico State (11/30/21)

BLOCKS

CAREER: 4 vs. Grambling State (11/15/21)
SEASON: 4 vs. Grambling State (11/15/21)

STEALS

CAREER: 7 at Colorado (11/13/21)
SEASON: 7 at Colorado (11/13/21)

MINUTES

CAREER: 35 vs. Montana State (11/20/21)
SEASON: 35 vs. Montana State (11/20/21)

CAREER STATISTICS

Year	G-GS	Min-Avg.	FG-FGA	Pct.	3FG-3FGA	Pct.	FT-FTA	Pct.	Off-Def.	Reb-Avg.	PF-DQ	Ast	TO	Blk	Stl	Pts-Avg
2020-21 ^	26-5	460-17.7	43-104	.413	18-47	.383	13-23	.565	7-32	39-1.5	42-1	34	34	5	14	117-4.5
Conf	16-2	300-18.8	24-59	.407	10-24	.417	8-12	.667	4-28	32-2.0	28-1	23	25	3	7	66-4.1
2021-22	22-13	396-18.0	36-90	.400	7-28	.250	35-45	.778	18-38	56-2.5	46-2	20	17	14	21	114-5.2
Conf	8-0	96-12.0	8-23	.348	3-10	.300	6-9	.667	4-10	14-1.8	11-0	4	4	3	5	25-3.1
CAREER	48-18	856-17.8	79-194	.407	25-75	.333	48-68	.706	25-70	95-2.0	88-3	54	51	19	35	231-4.8

^ at TCU



JEREMIAH FRANCIS III

Guard | 6-1 | Columbus, Ohio
Pickerington Central HS | North Carolina

30

2.0 PPG | 1.5 APG | 8.6 MPG

SEASON HIGHLIGHTS

- Had four points vs. Northern New Mexico (Feb. 11)
- Scored two points at San Diego State (Jan. 31)
- Had three points and two assists vs. Norfolk State (Dec. 21)
- Had two points and two assists vs. Denver (Dec. 9)
- Had six points and a career-high seven assists vs. Western New Mexico (Nov. 22)
- Made season debut vs. Grambling State (Nov. 15)
- Had three points and five assists in the exhibition vs. New Mexico Highlands (Nov. 5)

GAME-BY-GAME STATS

Opponent	MP	FG-A	3G-A	FT-A	O-D-T	PF	A	TO	BS	ST	TP
FAU					-DNP-						
at Colorado					-DNP-						
Grambling State	5	0-1	0-1	0-0	0-0-0	0	0	1	0	0	0
Montana State	3	0-0	0-0	0-0	0-0-0	0	0	0	0	0	0
Western NM*	29	3-7	0-1	0-1	0-1-1	1	7	0	0	0	6
vs. UAB					-DNP-						
vs. Towson					-DNP-						
at NM State					-DNP-						
NM State					-DNP-						
Denver	7	1-1	0-0	0-0	0-2-2	0	2	0	0	0	2
UTEP					-DNP-						
SMU					-DNP-						
Norfolk State	13	1-4	1-2	0-0	1-1-2	1	2	0	1	0	3
at Nevada	4	1-1	1-1	0-0	0-0-0	0	0	1	0	0	3
Utah State					-DNP-						
at UNLV	4	0-1	0-1	0-0	0-0-0	0	2	0	0	0	0
Boise State					-DNP-						
at Colorado State					-DNP-						
at Wyoming	0+	0-0	0-0	0-0	0-0-0	1	0	0	0	0	0
Fresno State					-DNP-						
San Jose State					-DNP-						
at San Diego State	7	1-2	0-1	0-0	1-0-1	0	1	0	0	0	2
at Air Force					-DNP-						
Northern NM	12	2-4	0-2	0-0	0-2-2	0	1	0	0	1	4

* game started

SINGLE GAME HIGHS

POINTS

CAREER: 19 vs. Fresno State (3/10/21)
SEASON: 6 vs. Western New Mexico (11/22/21)

REBOUNDS

CAREER: 5 vs. Nevada (12/31/20)
SEASON: 2 three times

FIELD GOALS

CAREER: 6 vs. Fresno State (3/10/21)
SEASON: 3 vs. Western New Mexico (11/22/21)

FIELD GOAL ATTEMPTS

CAREER: 13 twice
SEASON: 7 vs. Western New Mexico (11/22/21)

3-POINTERS

CAREER: 4 vs. Fresno State (3/10/21)
SEASON: 1 twice

3-POINT ATTEMPTS

CAREER: 7 twice
SEASON: 2 twice

FREE THROWS

CAREER: 9 vs. UCLA (12/21/19) ^{UNC}
SEASON: --

FREE THROW ATTEMPTS

CAREER: 10 vs. UCLA (12/21/19) ^{UNC}
SEASON: 1 vs. Western New Mexico (11/22/21)

ASSISTS

CAREER: 7 vs. Western New Mexico (11/22/21)
SEASON: 7 vs. Western New Mexico (11/22/21)

BLOCKS

CAREER: 1 vs. Norfolk State (12/21/21)
SEASON: 1 vs. Norfolk State (12/21/21)

STEALS

CAREER: 3 at Rice (12/13/20)
SEASON: 1 vs. Northern New Mexico (2/11/22)

MINUTES

CAREER: 35 twice
SEASON: 29 vs. Western New Mexico (11/22/21)

CAREER STATISTICS

Year	G-GS	Min-Avg.	FG-FGA	Pct.	3FG-3FGA	Pct.	FT-FTA	Pct.	Off-Def.	Reb-Avg.	PF-DQ	Ast	TO	Blk	Stl	Pts-Avg
2019-20 %	16-3	217-13.6	15-66	.227	4-20	.200	18-26	.692	1-19	20-1.3	18-0	26	19	0	7	52-3.3
Conf	10-2	111-11.1	7-33	.212	1-11	.091	4-6	.667	1-12	13-1.3	10-0	10	12	0	4	19-1.9
2020-21	21-11	477-22.7	46-140	.329	14-59	.237	28-38	.737	8-35	43-2.0	23-0	46	39	0	15	134-6.4
Conf	16-6	360-22.5	35-100	.350	9-38	.237	20-27	.741	6-23	29-1.8	17-0	33	30	0	8	99-6.2
2021-22	10-1	86-8.6	9-21	.429	2-9	.222	0-1	.000	2-6	8-0.8	3-0	15	2	1	1	20-2.0
Conf	4-0	16-4.0	2-4	.500	1-3	.333	0-0	.000	1-0	1-0.3	1-0	3	1	0	0	5-1.3
CAREER	47-15	778-16.5	70-227	.308	20-88	.227	46-65	.708	11-60	71-1.5	44-0	87	60	1	23	206-4.4

% at North Carolina



JORDAN ARROYO

Forward | 6-7 | Albuquerque, N.M.
Atrisco Heritage Academy

33

0.3 PPG | 0.9 RPG | 7.1 MPG

SEASON HIGHLIGHTS

- Scored his first points of the season with a layup vs. Northern New Mexico (Feb. 11)
- Tied a career high with two blocks at San Diego State (Jan. 31)
- Had two rebounds in season debut at Colorado (Nov. 13)
- Had three rebounds in the exhibition vs. New Mexico Highlands (Nov. 5)

GAME-BY-GAME STATS

Opponent	MP	FG-A	3G-A	FT-A	O-D-T	PF	A	TO	BS	ST	TP
FAU*					-DNP-						
at Colorado	6	0-2	0-0	0-0	2-0-2	0	0	0	0	0	0
Grambling State*					-DNP-						
Montana State					-DNP-						
Western NM	5	0-1	0-1	0-0	0-0-0	0	0	1	0	0	0
vs. UAB					-DNP-						
vs. Towson					-DNP-						
at NM State					-DNP-						
NM State					-DNP-						
Denver					-DNP-						
UTEP					-DNP-						
SMU					-DNP-						
Norfolk State					-DNP-						
at Nevada					-DNP-						
Utah State					-DNP-						
at UNLV	6	0-0	0-0	0-0	0-1-1	2	0	0	0	1	0
Boise State					-DNP-						
at Colorado State					-DNP-						
at Wyoming	11	0-1	0-0	0-0	0-1-1	2	0	0	0	0	0
Fresno State	11	0-0	0-0	0-0	0-2-2	2	0	0	1	0	0
San Jose State					-DNP-						
at San Diego State	8	0-0	0-0	0-0	1-0-1	2	0	0	2	1	0
at Air Force	3	0-0	0-0	0-0	0-0-0	0	0	0	0	0	0
Northern NM	7	1-1	0-0	0-0	0-0-0	0	0	1	0	0	2

* game started

SINGLE GAME HIGHS

POINTS

CAREER: 6 at Univ. of the Southwest (12/30/18)
SEASON: 2 vs. Northern New Mexico (2/11/22)

REBOUNDS

CAREER: 7 vs. San Diego State (1/29/20)
SEASON: 2 twice

FIELD GOALS

CAREER: 3 at Univ. of the Southwest (12/30/18)
SEASON: 1 vs. Northern New Mexico (2/11/22)

FIELD GOAL ATTEMPTS

CAREER: 4 vs. San Diego State (1/29/20)
SEASON: 2 at Colorado (11/13/21)

3-POINTERS

CAREER: --
SEASON: --

3-POINT ATTEMPTS

CAREER: 1 twice
SEASON: 1 vs. Western New Mexico (11/22/21)

FREE THROWS

CAREER: 2 three times
SEASON: --

FREE THROW ATTEMPTS

CAREER: 4 at New Mexico State (12/4/18)
SEASON: --

ASSISTS

CAREER: 1 vs. San Diego State (1/29/20)
SEASON: --

BLOCKS

CAREER: 2 twice
SEASON: 2 at San Diego State (1/31/22)

STEALS

CAREER: 1 five times
SEASON: 1 twice

MINUTES

CAREER: 22 at Air Force (2/26/20)
SEASON: 11 twice

CAREER STATISTICS

Year	G-GS	Min-Avg.	FG-FGA	Pct.	3FG-3FGA	Pct.	FT-FTA	Pct.	Off-Def.	Reb-Avg.	PF-DQ	Ast	TO	Blk	Stl	Pts-Avg
2018-19	12-2	71-5.9	7-9	.778	0-0	.000	3-9	.333	7-6	13-1.1	8-0	0	2	3	2	17-1.4
Conf	4-0	10-2.5	0-0	.000	0-0	.000	1-2	.500	2-0	2-0.5	2-0	0	0	1	1	1-0.3
2019-20	14-1	105-7.5	5-12	.417	0-1	.000	4-6	.667	7-10	17-1.2	10-0	1	3	4	1	14-1.0
Conf	10-1	97-9.7	4-10	.400	0-1	.000	4-4	1.000	7-9	16-1.6	8-0	1	3	3	1	12-1.2
2020-21	2-0	4-2.0	0-0	.000	0-0	.000	0-0	.000	1-0	1-0.5	0-0	0	0	0	0	0-0.0
Conf	2-0	4-2.0	0-0	.000	0-0	.000	0-0	.000	1-0	1-0.5	0-0	0	0	0	0	0-0.0
2021-22	8-0	57-7.1	1-5	.200	0-1	.000	0-0	.000	3-4	7-0.9	8-0	0	2	3	2	2-0.3
Conf	5-0	39-7.7	0-1	.000	0-0	.000	0-0	.000	1-4	5-1.0	8-0	0	0	3	2	0-0.0
CAREER	36-3	238-6.6	13-26	.500	0-2	.000	7-15	.467	18-20	38-1.1	26-0	1	7	10	5	33-0.9



BIRIMA SECK

Forward | 6-11 | Dakar, Senegal
Dream City Christian

34

0.4 PPG | 2.6 RPG | 9.8 MPG

SEASON HIGHLIGHTS

- Had two points and seven rebounds vs. Northern New Mexico (Feb. 11)
- Had two points vs. Boise State (Jan. 15)
- Scored first career points (two) vs. UAB (Nov. 25)
- Set career highs of 10 rebounds and four blocks vs. Western New Mexico (Nov. 22)
- Had a team-high six rebounds at Colorado (Nov. 13)
- Had two rebounds and two assists in season-opener vs. FAU (Nov. 10)
- Had six points and eight rebounds in the exhibition vs. New Mexico Highlands (Nov. 5)

GAME-BY-GAME STATS

Opponent	MP	FG-A	3G-A	FT-A	O-D-T	PF	A	TO	BS	ST	TP
FAU*	10	0-0	0-0	0-0	1-1-2	3	2	0	0	1	0
at Colorado	20	0-1	0-0	0-0	1-5-6	5	0	1	0	0	0
Grambling State*	11	0-1	0-0	0-0	0-2-2	1	2	0	1	0	0
Montana State	6	0-0	0-0	0-0	0-1-1	2	0	0	0	0	0
Western NM	25	0-1	0-1	0-0	0-10-10	3	1	1	4	1	0
vs. UAB	7	1-1	0-0	0-0	0-1-1	0	0	0	0	0	2
vs. Towson	7	0-2	0-0	0-0	1-1-2	2	1	0	0	0	0
at NM State					-DNP-						
NM State					-DNP-						
Denver	3	0-0	0-0	0-0	0-1-1	0	0	0	0	0	0
UTEP					-DNP-						
SMU					-DNP-						
Norfolk State					-DNP-						
at Nevada					-DNP-						
Utah State					-DNP-						
at UNLV	9	0-0	0-0	0-0	1-1-2	3	0	0	0	0	0
Boise State	7	1-1	0-0	0-0	0-1-1	2	0	0	0	0	2
at Colorado State	3	0-0	0-0	0-0	0-0-0	0	0	0	0	0	0
at Wyoming					-DNP-						
Fresno State					-DNP-						
San Jose State	8	0-1	0-0	0-0	1-1-2	0	0	1	0	0	0
at San Diego State	13	0-2	0-0	0-0	1-1-2	1	1	1	0	0	0
at Air Force	3	0-0	0-0	0-0	0-0-0	1	0	1	0	0	0
Northern NM	18	1-2	0-0	0-0	2-5-7	2	1	0	0	0	2

* game started

SINGLE GAME HIGHS

POINTS

CAREER: 2 three times
SEASON: 2 three times

REBOUNDS

CAREER: 10 vs. Western New Mexico (11/22/21)
SEASON: 10 vs. Western New Mexico (11/22/21)

FIELD GOALS

CAREER: 1 three times
SEASON: 1 three times

FIELD GOAL ATTEMPTS

CAREER: 2 three times
SEASON: 2 three times

3-POINTERS

CAREER: --
SEASON: --

3-POINT ATTEMPTS

CAREER: 1 vs. Western New Mexico (11/22/21)
SEASON: 1 vs. Western New Mexico (11/22/21)

FREE THROWS

CAREER: --
SEASON: --

FREE THROW ATTEMPTS

CAREER: --
SEASON: --

ASSISTS

CAREER: 2 twice
SEASON: 2 twice

BLOCKS

CAREER: 4 vs. Western New Mexico (11/22/21)
SEASON: 4 vs. Western New Mexico (11/22/21)

STEALS

CAREER: 1 twice
SEASON: 1 twice

MINUTES

CAREER: 25 vs. Western New Mexico (11/22/21)
SEASON: 25 vs. Western New Mexico (11/22/21)

CAREER STATISTICS

Year	G-GS	Min-Avg.	FG-FGA	Pct.	3FG-3FGA	Pct.	FT-FTA	Pct.	Off-Def.	Reb-Avg.	PF-DQ	Ast	TO	Blk	Stl	Pts-Avg
2021-22	15-2	148-9.8	3-12	.250	0-1	.000	0-0	.000	8-31	39-2.6	25-1	8	5	5	2	6-0.4
Conf	6-0	42-7.0	1-4	.250	0-0	.000	0-0	.000	3-4	7-1.2	7-0	1	3	0	0	2-0.3



2021-22 New Mexico Men's Basketball
Extended Season Box Score
All games

Game Records

Record	Overall	Home	Away	Neutral
ALL GAMES	10-14	8-6	2-6	0-2
CONFERENCE	2-8	1-3	1-5	0-0
NON-CONFERENCE	8-6	7-3	1-1	0-2

Team Box Score Extended

No.	Player	GP-GS			Total			3-Point			F-Throw			Rebounds			PF	DQ	A	A/G	TO	TO/G	A/TO	BLK	BLK/G	STL	STL/G	PTS	AVG
		MIN	AVG		FG-FGA	FG%	3FG-3FGA	3FG%	FT-FTA	FT%	OFF	DEF	TOT	AVG															
5	MASHBURN, JR., Jamal	24-24	806:03	33.6	155-349	.444	41-117	.350	79-100	.790	6	58	64	2.7	45	1	50	2.08	53	2.21	0.94	3	0.13	15	0.63	430	17.9		
10	HOUSE, Jaelen	23-23	722:46	31.4	126-294	.429	36-113	.319	94-110	.855	9	71	80	3.5	63	2	111	4.83	74	3.22	1.50	7	0.30	47	2.04	382	16.6		
0	JENKINS, KJ	22-1	477:37	21.7	75-193	.389	49-135	.363	30-34	.882	10	52	62	2.8	52	2	19	0.86	17	0.77	1.12	0	0.00	12	0.55	229	10.4		
35	MUSCADIN, Gethro	12-9	245:34	20.5	40-82	.488	2-5	.400	30-39	.769	21	43	64	5.3	35	2	11	0.92	24	2.00	0.46	19	1.58	9	0.75	112	9.3		
13	JOHNSON, Javonté	24-21	671:07	28.0	67-142	.472	38-81	.469	29-42	.690	23	87	110	4.6	48	2	20	0.83	17	0.71	1.18	5	0.21	11	0.46	201	8.4		
21	ALLEN-TOVAR, Jay	24-9	549:53	22.9	72-152	.474	20-62	.323	24-34	.706	25	90	115	4.8	35	0	11	0.46	24	1.00	0.46	35	1.46	9	0.38	188	7.8		
24	TODD, Taryn	22-13	396:01	18.0	36-90	.400	7-28	.250	35-45	.778	18	38	56	2.5	46	2	20	0.91	17	0.77	1.18	14	0.64	21	0.95	114	5.2		
1	SINGLETON, Saquan	16-5	305:23	19.1	30-55	.545	3-8	.375	13-35	.371	14	38	52	3.3	37	1	24	1.50	19	1.19	1.26	7	0.44	13	0.81	76	4.8		
20	PATTERSON, Clay	2-0	12:27	6.2	4-7	.571	1-3	.333	0-0	.000	0	0	0	0.0	1	0	0	0.00	1	0.50	0.00	0	0.00	1	0.50	9	4.5		
4	KUAC, Emmanuel	6-1	106:34	17.8	10-20	.500	2-7	.286	3-6	.500	6	20	26	4.3	16	0	3	0.50	6	1.00	0.50	9	1.50	2	0.33	25	4.2		
2	FINO-A-LASELF, Safi	1-0	02:37	2.6	1-1	1.000	1-1	1.000	0-0	.000	0	3	3	3.0	0	0	0	0.00	1	1.00	0.00	0	0.00	0	0.00	3	3.0		
3	FORSLING, Sebastian	19-11	264:00	13.9	17-40	.425	0-6	.000	6-12	.500	25	24	49	2.6	37	0	9	0.47	16	0.84	0.56	4	0.21	5	0.26	40	2.1		
30	FRANCIS, Jeremiah	10-1	85:32	8.6	9-21	.429	2-9	.222	0-1	.000	2	6	8	0.8	3	0	15	1.50	2	0.20	7.50	1	0.10	1	0.10	20	2.0		
34	SECK, Birima	15-2	147:44	9.8	3-12	.250	0-1	.000	0-0	.000	8	31	39	2.6	25	1	8	0.53	5	0.33	1.60	5	0.33	2	0.13	6	0.4		
33	ARROYO, Jordan	8-0	56:41	7.1	1-5	.200	0-1	.000	0-0	.000	3	4	7	0.9	8	0	0	0.00	2	0.25	0.00	3	0.38	2	0.25	2	0.3		
Total		24	4850		646-1463	.442	202-577	.350	343-458	.749	215	611	826	34.4	451	13	301	12.54	289	12.04	1.04	112	4.67	150	6.25	1837	76.5		
Opponents		24	4850		644-1434	.449	156-484	.322	384-520	.738	250	664	914	38.1	434	8	329	13.71	320	13.33	1.03	80	3.33	149	6.21	1828	76.2		

Score by Periods

Team	1st	2nd	OT	TOT
New Mexico	843	975	19	1837
Opponents	829	975	24	1828



**2021-22 New Mexico Men's Basketball
Team Game-by-Game
All games**

Page 1/1
as of Feb 12, 2022

				Total		3-Pointers		Free throws		Rebounds											
Opponent	Date	Score		FG-FGA	PCT	3FG-3FGA	PCT	FT-FTA	PCT	OFF	DEF	TOT	AVG	PF	A	TO	BLK	STL	PTS	AVG	
Fla. Atlantic	11/10/2021	99-92	W	35-66	.530	12-23	.522	17-23	.739	7	18	25	25.0	20	15	10	5	7	99	99.0	
at Colorado	11/13/2021	76-87	L	26-62	.419	6-23	.261	18-22	.818	8	19	27	26.0	27	7	13	2	12	76	87.5	
Grambling	11/15/2021	86-61	W	31-68	.456	10-28	.357	14-17	.824	10	27	37	29.7	16	14	12	9	11	86	87.0	
Montana St.	11/20/2021	81-78	W	26-55	.473	7-17	.412	22-29	.759	10	23	33	30.5	18	11	12	5	8	81	85.5	
Western N.M.	11/22/2021	88-63	W	34-57	.596	9-19	.474	11-16	.688	5	34	39	32.2	15	16	15	10	9	88	86.0	
vs UAB	11/25/2021	73-86	L	25-53	.472	8-19	.421	15-24	.625	9	18	27	31.3	16	14	20	2	6	73	83.8	
vs Towson	11/26/2021	58-73	L	20-62	.323	8-25	.320	10-13	.769	12	19	31	31.3	21	9	10	3	4	58	80.1	
at New Mexico St.	11/30/2021	101-94	W	29-62	.468	8-20	.400	35-42	.833	10	29	39	32.3	22	15	9	4	4	101	82.8	
New Mexico St.	12/06/2021	76-78	Lot	28-71	.394	6-22	.273	14-23	.609	10	31	41	33.2	15	10	10	7	5	76	82.0	
Denver	12/09/2021	87-67	W	27-62	.435	7-23	.304	26-31	.839	13	35	48	34.7	14	15	6	8	3	87	82.5	
UTEP	12/12/2021	69-77	L	23-58	.397	4-18	.222	19-26	.731	13	28	41	35.3	22	14	16	6	5	69	81.3	
SMU	12/19/2021	72-90	L	26-69	.377	5-26	.192	15-20	.750	13	19	32	35.0	17	12	7	5	4	72	80.5	
Norfolk St.	12/21/2021	68-54	W	24-69	.348	8-35	.229	12-17	.706	15	34	49	36.1	12	14	6	9	7	68	79.5	
at Nevada	01/01/2022	70-79	L	23-64	.359	9-26	.346	15-21	.714	15	24	39	36.3	22	13	17	2	8	70	78.9	
Utah St.	01/08/2022	87-90	Lot	29-65	.446	17-34	.500	12-17	.706	10	25	35	36.2	19	19	17	3	5	87	79.4	
at UNLV	01/11/2022	56-85	L	19-55	.345	7-31	.226	11-17	.647	3	27	30	35.8	21	9	15	1	4	56	77.9	
Boise St.	01/15/2022	63-71	L	24-49	.490	10-19	.526	5-14	.357	3	25	28	35.4	28	10	13	7	3	63	77.1	
at Colorado St.	01/19/2022	74-80	L	29-58	.500	14-33	.424	2-4	.500	4	21	25	34.8	21	9	10	2	5	74	76.9	
at Wyoming	01/22/2022	91-93	L	36-67	.537	10-26	.385	9-11	.818	5	18	23	34.2	23	12	7	3	8	91	77.6	
Fresno St.	01/25/2022	60-65	L	20-55	.364	5-24	.208	15-17	.882	10	21	31	34.0	18	7	10	4	6	60	76.8	
San Jose St.	01/28/2022	86-70	W	32-59	.542	10-22	.455	12-14	.857	8	30	38	34.2	12	21	10	3	4	86	77.2	
at San Diego St.	01/31/2022	47-72	L	16-52	.308	7-22	.318	8-10	.800	6	27	33	34.1	16	8	19	3	7	47	75.8	
at Air Force	02/05/2022	91-77	W	33-56	.589	8-16	.500	17-21	.810	4	26	30	34.0	25	9	12	7	5	91	76.5	
Northern N.M.	02/11/2022	78-46	W	31-69	.449	7-26	.269	9-9	1.000	12	33	45	34.4	11	18	13	2	10	78	76.5	
Total		1837		646-1463	.442	202-577	.350	343-458	.749	215	611	826	34.4	451	301	289	112	150	1837	76.5	
Opponents		1828		644-1434	.449	156-484	.322	384-520	.738	250	664	914	38.1	434	329	320	80	149	1828	76.2	

New Mexico Averages

Games Played	Points/game	FG Pct	3FG Pct	FT Pct	Rebounds/game	Assists/game	Turnovers/game	Assist/Turnover ratio	Steals/game	Blocks/game
24	76.5	44.2	35.0	74.9	34.4	12.5	12.0	1.0	6.3	4.7



2021-22 New Mexico Men's Basketball Opponents Game-by-Game All games

Page 1/1
as of Feb 12, 2022

				Total		3-Pointers		Free throws		Rebounds											
Opponent	Date	Score		FG-FGA	PCT	3FG-3FGA	PCT	FT-FTA	PCT	OFF	DEF	TOT	AVG	PF	A	TO	BLK	STL	PTS	AVG	
Fla. Atlantic	11/10/2021	99-92	W	32-65	.492	8-26	.308	20-23	.870	17	25	42	42.0	24	16	17	0	4	92	92.0	
at Colorado	11/13/2021	76-87	L	28-57	.491	7-17	.412	24-33	.727	15	32	47	44.5	21	14	18	4	7	87	89.5	
Grambling	11/15/2021	86-61	W	22-62	.355	5-12	.417	12-17	.706	14	29	43	44.0	20	13	23	5	7	61	80.0	
Montana St.	11/20/2021	81-78	W	28-59	.475	6-18	.333	16-19	.842	8	24	32	41.0	23	18	15	4	8	78	79.5	
Western N.M.	11/22/2021	88-63	W	24-64	.375	7-17	.412	8-12	.667	9	21	30	38.8	17	13	15	6	9	63	76.2	
vs UAB	11/25/2021	73-86	L	32-65	.492	9-25	.360	13-15	.867	16	25	41	39.2	23	14	19	6	15	86	77.8	
vs Towson	11/26/2021	58-73	L	24-51	.471	9-22	.409	16-23	.696	12	33	45	40.0	13	12	13	2	6	73	77.1	
at New Mexico St.	11/30/2021	101-94	W	29-62	.468	9-31	.290	27-35	.771	8	27	35	39.4	29	10	9	4	2	94	79.3	
New Mexico St.	12/06/2021	76-78	Lot	37-74	.500	2-15	.133	2-5	.400	7	38	45	40.0	20	21	14	5	5	78	79.1	
Denver	12/09/2021	87-67	W	25-64	.391	7-19	.368	10-17	.588	8	24	32	39.2	18	15	8	2	4	67	77.9	
UTEP	12/12/2021	69-77	L	25-58	.431	5-13	.385	22-29	.759	8	26	34	38.7	23	8	9	6	5	77	77.8	
SMU	12/19/2021	72-90	L	32-64	.500	9-26	.346	17-22	.773	15	33	48	39.5	18	13	12	4	3	90	78.8	
Norfolk St.	12/21/2021	68-54	W	20-63	.317	5-23	.217	9-11	.818	11	32	43	39.8	18	11	12	3	4	54	76.9	
at Nevada	01/01/2022	70-79	L	26-61	.426	6-23	.261	21-28	.750	14	29	43	40.0	16	18	15	5	6	79	77.1	
Utah St.	01/08/2022	87-90	Lot	33-60	.550	4-16	.250	20-25	.800	4	27	31	39.4	16	14	13	0	10	90	77.9	
at UNLV	01/11/2022	56-85	L	28-62	.452	6-21	.286	23-29	.793	12	36	48	39.9	18	16	12	1	9	85	78.4	
Boise St.	01/15/2022	63-71	L	22-62	.355	6-20	.300	21-38	.553	25	27	52	40.6	13	12	11	2	3	71	77.9	
at Colorado St.	01/19/2022	74-80	L	27-52	.519	6-20	.300	20-26	.769	9	27	36	40.4	10	15	8	2	7	80	78.1	
at Wyoming	01/22/2022	91-93	L	29-50	.580	8-19	.421	27-35	.771	7	27	34	40.1	16	11	13	2	1	93	78.8	
Fresno St.	01/25/2022	60-65	L	22-46	.478	7-13	.538	14-22	.636	7	25	32	39.7	17	10	12	1	7	65	78.2	
San Jose St.	01/28/2022	86-70	W	28-59	.475	6-27	.222	8-12	.667	3	20	23	38.9	14	14	9	4	6	70	77.8	
at San Diego St.	01/31/2022	47-72	L	26-58	.448	9-20	.450	11-14	.786	6	30	36	38.7	15	19	12	8	12	72	77.5	
at Air Force	02/05/2022	91-77	W	26-57	.456	7-21	.333	18-24	.750	7	21	28	38.3	18	14	11	2	3	77	77.5	
Northern N.M.	02/11/2022	78-46	W	19-59	.322	3-20	.150	5-6	.833	8	26	34	38.1	14	8	20	2	6	46	76.2	
Total		1828		644-1434	.449	156-484	.322	384-520	.738	250	664	914	38.1	434	329	320	80	149	1828	76.2	
New Mexico		1837		646-1463	.442	202-577	.350	343-458	.749	215	611	826	34.4	451	301	289	112	150	1837	76.5	

Opponents Averages

Games Played	Points/game	FG Pct	3FG Pct	FT Pct	Rebounds/game	Assists/game	Turnovers/game	Assist/Turnover ratio	Steals/game	Blocks/game
24	76.2	44.9	32.2	73.8	38.1	13.7	13.3	1.0	6.2	3.3



2021-22 New Mexico Men's Basketball
Points-rebounds-assists
All games

Page 1/2
as of Feb 12, 2022

Opponent	Date	Score	0	1	2	3	4	5	10	13	20	21	24
Fla. Atlantic	11/10/2021	99-92	W	JENKINS,KJ 10-3-0	DNP	FORSLING,S 0-1-1	DNP	MASHBURN, 14-2-3	HOUSE,JAEL 30-3-6	7-2-0	DNP	18-8-0	2-1-2
at Colorado	11/13/2021	76-87	L	0-0-0	DNP	4-0-0	DNP	20-5-1	22-1-4	10-3-0	DNP	3-2-1	12-0-0
Grambling	11/15/2021	86-61	W	6-1-0	DNP	0-0-0	DNP	18-5-2	18-2-7	16-10-1	DNP	0-2-1	16-3-1
Montana St.	11/20/2021	81-78	W	17-3-3	DNP	DNP	DNP	21-1-4	8-2-1	8-7-0	DNP	2-1-0	7-5-2
Western N.M.	11/22/2021	88-63	W	20-1-5	DNP	2-1-0	DNP	19-4-1	DNP	10-6-1	5-0-0	14-4-0	2-2-1
vs UAB	11/25/2021	73-86	L	0-0-0	DNP	DNP	DNP	26-2-3	12-5-5	13-2-1	DNP	2-1-0	6-4-2
vs Towson	11/26/2021	58-73	L	DNP	0-1-1	DNP	0-1-0	26-3-1	8-4-4	4-8-1	DNP	4-3-0	14-4-1
at New Mexico St.	11/30/2021	101-94	W	DNP	2-2-1	DNP	6-3-0	19-1-3	31-4-5	12-5-2	DNP	15-11-1	8-4-3
New Mexico St.	12/06/2021	76-78	Lot	7-2-0	DNP	DNP	DNP	26-3-3	21-2-2	3-8-2	DNP	6-4-0	0-3-0
Denver	12/09/2021	87-67	W	21-1-2	DNP	7-2-1	DNP	10-3-2	9-2-2	5-5-1	DNP	9-10-0	6-4-1
UTEP	12/12/2021	69-77	L	11-5-0	DNP	0-0-0	DNP	2-1-1	8-2-4	16-9-0	DNP	5-5-1	2-1-1
SMU	12/19/2021	72-90	L	10-2-0	DNP	4-3-0	0-3-1	25-2-3	16-3-7	4-4-0	DNP	3-1-0	2-5-1
Norfolk St.	12/21/2021	68-54	W	4-2-0	DNP	1-2-0	11-9-2	13-5-0	16-3-6	6-4-0	DNP	6-10-1	6-3-0
at Nevada	01/01/2022	70-79	L	5-0-0	DNP	1-3-1	3-9-0	17-3-1	18-1-6	0-3-0	DNP	5-8-2	4-4-0
Utah St.	01/08/2022	87-90	Lot	6-2-1	DNP	2-1-0	5-1-0	29-2-8	8-6-6	23-6-1	DNP	2-3-1	2-4-1
at UNLV	01/11/2022	56-85	L	26-4-1	DNP	0-2-0	DNP	11-2-2	8-7-3	7-3-1	DNP	2-3-0	0-1-0
Boise St.	01/15/2022	63-71	L	15-1-2	DNP	4-8-0	DNP	10-0-0	21-3-7	0-4-0	DNP	11-4-0	DNP
at Colorado St.	01/19/2022	74-80	L	17-5-0	DNP	0-2-1	DNP	13-4-0	18-4-7	18-2-0	DNP	5-3-1	3-1-0
at Wyoming	01/22/2022	91-93	L	5-3-0	DNP	2-2-0	DNP	22-3-4	18-1-4	11-1-2	DNP	25-6-0	8-1-2
Fresno St.	01/25/2022	60-65	L	8-6-0	DNP	4-5-1	DNP	15-1-1	19-5-5	4-1-0	DNP	10-7-0	0-1-0
San Jose St.	01/28/2022	86-70	W	13-7-3	DNP	2-1-1	DNP	23-6-1	18-7-13	10-8-3	DNP	18-4-0	DNP
at San Diego St.	01/31/2022	47-72	L	16-9-0	DNP	2-6-1	DNP	10-2-3	3-2-0	3-2-1	DNP	3-3-1	8-1-0
at Air Force	02/05/2022	91-77	W	5-3-1	DNP	1-0-0	DNP	20-4-1	42-8-2	6-3-1	DNP	10-9-1	0-1-1
Northern N.M.	02/11/2022	78-46	W	7-2-1	DNP	4-10-2	DNP	21-0-2	10-3-5	5-4-2	4-0-0	10-3-0	6-3-1



2021-22 New Mexico Men's Basketball
Points-rebounds-assists
All games

Page 2/2
as of Feb 12, 2022

Opponent	Date	Score	30 FRANCIS,JE	33 ARROYO,JOR	34 SECK,BIRIM	35 MUSCADIN,G
Fla. Atlantic	11/10/2021	99-92	W	DNP	0-2-2	18-2-1
at Colorado	11/13/2021	76-87	L	DNP	0-2-0	5-5-1
Grambling	11/15/2021	86-61	W	0-0-0	DNP	12-8-0
Montana St.	11/20/2021	81-78	W	0-0-0	DNP	0-1-0
Western N.M.	11/22/2021	88-63	W	6-1-7	0-0-0	10-5-0
vs UAB	11/25/2021	73-86	L	DNP	DNP	4-4-2
vs Towson	11/26/2021	58-73	L	DNP	0-2-1	2-0-0
at New Mexico St.	11/30/2021	101-94	W	DNP	DNP	8-5-0
New Mexico St.	12/06/2021	76-78	Lot	DNP	DNP	5-6-2
Denver	12/09/2021	87-67	W	2-2-2	DNP	0-1-0
UTEP	12/12/2021	69-77	L	DNP	DNP	14-6-2
SMU	12/19/2021	72-90	L	DNP	DNP	4-2-0
Norfolk St.	12/21/2021	68-54	W	3-2-2	DNP	DNP
at Nevada	01/01/2022	70-79	L	3-0-0	DNP	DNP
Utah St.	01/08/2022	87-90	Lot	DNP	DNP	DNP
at UNLV	01/11/2022	56-85	L	0-0-2	0-1-0	DNP
Boise St.	01/15/2022	63-71	L	DNP	DNP	DNP
at Colorado St.	01/19/2022	74-80	L	DNP	0-0-0	DNP
at Wyoming	01/22/2022	91-93	L	0-0-0	0-1-0	DNP
Fresno St.	01/25/2022	60-65	L	DNP	0-2-0	DNP
San Jose St.	01/28/2022	86-70	W	DNP	DNP	DNP
at San Diego St.	01/31/2022	47-72	L	2-1-1	0-1-0	DNP
at Air Force	02/05/2022	91-77	W	DNP	0-0-0	DNP
Northern N.M.	02/11/2022	78-46	W	4-2-1	2-0-0	DNP



2021-22 New Mexico Men's Basketball Combined Team Statistics In Conference games

Page 1/1
as of Feb 12, 2022

Game Records

Record	Overall	Home	Away	Neutral
ALL GAMES	2-8	1-3	1-5	0-0
CONFERENCE	2-8	1-3	1-5	0-0
NON-CONFERENCE	0-0	0-0	0-0	0-0

Score by Periods

Team	1st	2nd	OT	TOT
New Mexico	330	384	11	725
Opponents	351	417	14	782

Team Box Score

No.	Player				Total		3-Point		F-Throw		Rebounds															
		GP-GS	MIN	AVG	FG-FGA	FG%	3FG-3FGA	3FG%	FT-FTA	FT%	OFF	DEF	TOT	AVG	PF	DQ	A	TO	BLK	STL	PTS	AVG				
10	HOUSE, Jaelen	10-10	324:49	32.5	61-129	.473	14-45	.311	37-43	.860	6	38	44	4.4	27	1	53	39	4	20	173	17.3				
5	MASHBURN, JR., Jamal	10-10	352:22	35.2	60-140	.429	18-47	.383	32-41	.780	1	26	27	2.7	25	1	21	21	0	8	170	17.0				
0	JENKINS, KJ	10-1	251:25	25.1	38-98	.388	26-69	.377	14-16	.875	6	34	40	4.0	27	2	8	11	0	3	116	11.6				
21	ALLEN-TOVAR, Jay	10-6	273:47	27.4	36-66	.545	14-28	.500	5-9	.556	8	42	50	5.0	18	0	6	10	13	3	91	9.1				
13	JOHNSON, Javonté	10-10	285:39	28.6	30-59	.508	17-37	.459	5-9	.556	4	29	33	3.3	28	2	9	7	4	5	82	8.2				
1	SINGLETON, Saquan	7-4	135:18	19.3	15-24	.625	2-4	.500	3-11	.273	2	15	17	2.4	20	0	7	8	3	6	35	5.0				
4	KUAC, Emmanuel	2-1	38:15	19.1	3-9	.333	2-5	.400	0-0	.000	1	9	10	5.0	7	0	0	4	3	1	8	4.0				
24	TODD, Taryn	8-0	96:07	12.0	8-23	.348	3-10	.300	6-9	.667	4	10	14	1.8	11	0	4	4	3	5	25	3.1				
3	FORSLING, Sebastian	10-8	170:43	17.1	7-23	.304	0-5	.000	4-8	.500	13	17	30	3.0	26	0	5	13	2	2	18	1.8				
30	FRANCIS, Jeremiah	4-0	16:17	4.1	2-4	.500	1-3	.333	0-0	.000	1	0	1	0.3	1	0	3	1	0	0	5	1.3				
34	SECK, Birima	6-0	41:42	7.0	1-4	.250	0-0	.000	0-0	.000	3	4	7	1.2	7	0	1	3	0	0	2	0.3				
33	ARROYO, Jordan	5-0	38:33	7.7	0-1	.000	0-0	.000	0-0	.000	1	4	5	1.0	8	0	0	0	3	2	0	0.0				
Team											18	16	34					9								
Total		10	2025		261-580	.450	97-253	.383	106-146	.726	68	244	312	31.2	205	6	117	130	35	55	725	72.5				
Opponents		10	2025		267-567	.471	65-200	.325	183-253	.723	94	269	363	36.3	153	3	143	116	27	64	782	78.2				

Team Statistics

	UNM	OPP
Scoring	725	782
Points per game	72.5	78.2
Scoring margin	-5.7	-
Field goals-att	261-580	267-567
Field goal pct	.450	.471
3 point fg-att	97-253	65-200
3-point FG pct	.383	.325
3-pt FG made per game	9.7	6.5
Free throws-att	106-146	183-253
Free throw pct	.726	.723
F-Throws made per game	10.6	18.3
Rebounds	312	363
Rebounds per game	31.2	36.3
Rebounding margin	-5.1	-
Assists	117	143
Assists per game	11.7	14.3
Turnovers	130	116
Turnovers per game	13.0	11.6
Turnover margin	-1.4	-
Assist/turnover ratio	0.9	1.2
Steals	55	64
Steals per game	5.5	6.4
Blocks	35	27
Blocks per game	3.5	2.7
Winning streak	1	-
Home win streak	1	-
Attendance	32927	36642
Home games-Avg/Game	4-8232	6-6107
Neutral site-Avg/Game	-	0-0

Team Results

Date	Opponent		Score	Att.
01/01/2022	at Nevada	L	70-79	7224
01/08/2022	Utah St.	Lot	87-90	8338
01/11/2022	at UNLV	L	56-85	3860
01/15/2022	Boise St.	L	63-71	8279
01/19/2022	at Colorado St.	L	74-80	6516
01/22/2022	at Wyoming	L	91-93	5368
01/25/2022	Fresno St.	L	60-65	8033
01/28/2022	San Jose St.	W	86-70	8277
01/31/2022	at San Diego St.	L	47-72	10951
02/05/2022	at Air Force	W	91-77	2723



2021-22 New Mexico Men's Basketball Combined Team Statistics All games

Page 1/1
as of Feb 12, 2022

Game Records

Record	Overall	Home	Away	Neutral
ALL GAMES	10-14	8-6	2-6	0-2
CONFERENCE	2-8	1-3	1-5	0-0
NON-CONFERENCE	8-6	7-3	1-1	0-2

Score by Periods

Team	1st	2nd	OT	TOT
New Mexico	843	975	19	1837
Opponents	829	975	24	1828

Team Box Score

No.	Player				Total		3-Point		F-Throw		Rebounds				PF	DQ	A	TO	BLK	STL	PTS	AVG
		GP-GS	MIN	AVG	FG-FGA	FG%	3FG-3FGA	3FG%	FT-FTA	FT%	OFF	DEF	TOT	AVG								
5	MASHBURN, JR., Jamal	24-24	806:03	33.6	155-349	.444	41-117	.350	79-100	.790	6	58	64	2.7	45	1	50	53	3	15	430	17.9
10	HOUSE, Jaelen	23-23	722:46	31.4	126-294	.429	36-113	.319	94-110	.855	9	71	80	3.5	63	2	111	74	7	47	382	16.6
0	JENKINS, KJ	22-1	477:37	21.7	75-193	.389	49-135	.363	30-34	.882	10	52	62	2.8	52	2	19	17	0	12	229	10.4
35	MUSCADIN, Gethro	12-9	245:34	20.5	40-82	.488	2-5	.400	30-39	.769	21	43	64	5.3	35	2	11	24	19	9	112	9.3
13	JOHNSON, Javonté	24-21	671:07	28.0	67-142	.472	38-81	.469	29-42	.690	23	87	110	4.6	48	2	20	17	5	11	201	8.4
21	ALLEN-TOVAR, Jay	24-9	549:53	22.9	72-152	.474	20-62	.323	24-34	.706	25	90	115	4.8	35	0	11	24	35	9	188	7.8
24	TODD, Taryn	22-13	396:01	18.0	36-90	.400	7-28	.250	35-45	.778	18	38	56	2.5	46	2	20	17	14	21	114	5.2
1	SINGLETON, Saquan	16-5	305:23	19.1	30-55	.545	3-8	.375	13-35	.371	14	38	52	3.3	37	1	24	19	7	13	76	4.8
20	PATTERSON, Clay	2-0	12:27	6.2	4-7	.571	1-3	.333	0-0	.000	0	0	0	0.0	1	0	0	1	0	1	9	4.5
4	KUAC, Emmanuel	6-1	106:34	17.8	10-20	.500	2-7	.286	3-6	.500	6	20	26	4.3	16	0	3	6	9	2	25	4.2
2	FINO-A-LASELF, Safi	1-0	02:37	2.6	1-1	1.000	1-1	1.000	0-0	.000	0	3	3	3.0	0	0	0	1	0	0	3	3.0
3	FORSLING, Sebastian	19-11	264:00	13.9	17-40	.425	0-6	.000	6-12	.500	25	24	49	2.6	37	0	9	16	4	5	40	2.1
30	FRANCIS, Jeremiah	10-1	85:32	8.6	9-21	.429	2-9	.222	0-1	.000	2	6	8	0.8	3	0	15	2	1	1	20	2.0
34	SECK, Birima	15-2	147:44	9.8	3-12	.250	0-1	.000	0-0	.000	8	31	39	2.6	25	1	8	5	5	2	6	0.4
33	ARROYO, Jordan	8-0	56:41	7.1	1-5	.200	0-1	.000	0-0	.000	3	4	7	0.9	8	0	0	2	3	2	2	0.3
Team											45	46	91					11				
Total		24	4850		646-1463	.442	202-577	.350	343-458	.749	215	611	826	34.4	451	13	301	289	112	150	1837	76.5
Opponents		24	4850		644-1434	.449	156-484	.322	384-520	.738	250	664	914	38.1	434	8	329	320	80	149	1828	76.2

Team Statistics

	UNM	OPP
Scoring	1837	1828
Points per game	76.5	76.2
Scoring margin	+0.4	-
Field goals-att	646-1463	644-1434
Field goal pct	.442	.449
3 point fg-att	202-577	156-484
3-point FG pct	.350	.322
3-pt FG made per game	8.4	6.5
Free throws-att	343-458	384-520
Free throw pct	.749	.738
F-Throws made per game	14.3	16.0
Rebounds	826	914
Rebounds per game	34.4	38.1
Rebounding margin	-3.7	-
Assists	301	329
Assists per game	12.5	13.7
Turnovers	289	320
Turnovers per game	12.0	13.3
Turnover margin	+1.3	-
Assist/turnover ratio	1.0	1.0
Steals	150	149
Steals per game	6.3	6.2
Blocks	112	80
Blocks per game	4.7	3.3
Winning streak	2	-
Home win streak	2	-
Attendance	121443	49965
Home games-Avg/Game	14-8675	8-6246
Neutral site-Avg/Game	-	2-0

Team Results

Date	Opponent		Score	Att.
11/10/2021	Fla. Atlantic	W	99-92	8553
11/13/2021	at Colorado	L	76-87	7115
11/15/2021	Grambling	W	86-61	8010
11/20/2021	Montana St.	W	81-78	9084
11/22/2021	Western N.M.	W	88-63	8047
11/25/2021	vs UAB	L	73-86	0
11/26/2021	vs Towson	L	58-73	0
11/30/2021	at New Mexico St.	W	101-94	6208
12/06/2021	New Mexico St.	Lot	76-78	13019
12/09/2021	Denver	W	87-67	8046
12/12/2021	UTEP	L	69-77	9044
12/19/2021	SMU	L	72-90	8394
12/21/2021	Norfolk St.	W	68-54	8105
01/01/2022	at Nevada	L	70-79	7224
01/08/2022	Utah St.	Lot	87-90	8338
01/11/2022	at UNLV	L	56-85	3860
01/15/2022	Boise St.	L	63-71	8279
01/19/2022	at Colorado St.	L	74-80	6516
01/22/2022	at Wyoming	L	91-93	5368
01/25/2022	Fresno St.	L	60-65	8033
01/28/2022	San Jose St.	W	86-70	8277
01/31/2022	at San Diego St.	L	47-72	10951
02/05/2022	at Air Force	W	91-77	2723
02/11/2022	Northern N.M.	W	78-46	8214