



Officials: Randy McCall, Tony Padilla, Shawn Lehigh

New Mexico - 72

Record: 13-19

| NO. | Name | Min | FG | | 3P | | FT | | Rebounds | | | Fouls | | TP | AS | TO | ST | Blocks | | +/- |
|---------------|---------------------|---------|-------|-------|-------|-----|----|----|----------|----|----|-------|----|----|----|----|-----|--------|----|-----|
| | | | M-A | M-A | M-A | M-A | OR | DR | TOT | PF | FD | BS | BA | | | | | | | |
| 21 | Jay Allen-Tovar | F 11:57 | 0-2 | 0-1 | 0-0 | 0 | 1 | 1 | 5 | 1 | 0 | 0 | 0 | 0 | 0 | 0 | 0 | 1 | 1 | -1 |
| 1 | Saquan Singleton | G 28:30 | 1-3 | 0-0 | 1-2 | 2 | 5 | 7 | 3 | 4 | 3 | 0 | 1 | 0 | 0 | 0 | 0 | 0 | 0 | -6 |
| 5 | Jamal Mashburn, Jr. | G 31:07 | 5-15 | 3-5 | 2-2 | 0 | 2 | 2 | 2 | 2 | 15 | 2 | 2 | 1 | 0 | 1 | 0 | 1 | -8 | |
| 10 | Jaalen House | G 29:00 | 4-10 | 1-4 | 10-11 | 0 | 5 | 5 | 4 | 11 | 19 | 7 | 4 | 2 | 0 | 1 | 5 | | | |
| 13 | Javonté Johnson | G 38:24 | 5-8 | 3-6 | 1-2 | 2 | 4 | 6 | 2 | 1 | 14 | 2 | 2 | 0 | 0 | 0 | -7 | | | |
| 0 | KJ Jenkins | 24:53 | 4-13 | 2-10 | 1-1 | 0 | 3 | 3 | 5 | 1 | 11 | 1 | 4 | 1 | 0 | 0 | 6 | | | |
| 3 | Sebastian Forsling | 21:17 | 2-3 | 1-1 | 1-2 | 1 | 0 | 1 | 5 | 1 | 6 | 0 | 1 | 1 | 0 | 0 | -6 | | | |
| 33 | Jordan Arroyo | 06:17 | 2-2 | 0-0 | 0-2 | 2 | 0 | 2 | 0 | 1 | 4 | 0 | 0 | 0 | 0 | 0 | 1 | | | |
| 24 | Taryn Todd | 06:25 | 0-1 | 0-0 | 0-0 | 1 | 0 | 1 | 0 | 0 | 0 | 0 | 1 | 0 | 0 | 0 | -15 | | | |
| 30 | Jeremiah Francis | 02:10 | 0-1 | 0-0 | 0-0 | 0 | 0 | 0 | 0 | 0 | 0 | 0 | 0 | 0 | 0 | 0 | -4 | | | |
| Team | | | | | | | | | 1 | 1 | 2 | | 0 | | 1 | | | | | |
| Totals | | | 23-58 | 10-27 | 16-22 | 9 | 21 | 30 | 26 | 22 | 72 | 12 | 16 | 5 | 1 | 3 | -7 | | | |

| Shooting By Period | | |
|---------------------|-------|-------|
| 1 st FG% | 13-25 | 52.0% |
| 3PT% | 6-12 | 50.0% |
| FT% | 3-7 | 42.9% |
| 2 nd FG% | 10-33 | 30.3% |
| 3PT% | 4-15 | 26.7% |
| FT% | 13-15 | 86.7% |
| GM FG% | 23-58 | 39.7% |
| 3PT% | 10-27 | 37.0% |
| FT% | 16-22 | 72.7% |

Dead Ball Rebounds: 2, 0

Technical Fouls: House 1st 7:23

Nevada - 79

Record: 13-17

| NO. | Name | Min | FG | | 3P | | FT | | Rebounds | | | Fouls | | TP | AS | TO | ST | Blocks | | +/- |
|---------------|-----------------------|---------|-------|------|-------|-----|----|----|----------|----|----|-------|----|----|----|----|----|--------|--|-----|
| | | | M-A | M-A | M-A | M-A | OR | DR | TOT | PF | FD | BS | BA | | | | | | | |
| 51 | Tré Coleman | F 34:33 | 0-2 | 0-0 | 4-6 | 2 | 4 | 6 | 3 | 5 | 4 | 2 | 2 | 1 | 0 | 0 | 10 | | | |
| 50 | Will Baker | C 15:09 | 4-7 | 0-1 | 2-3 | 1 | 1 | 2 | 3 | 2 | 10 | 0 | 2 | 0 | 0 | 0 | 7 | | | |
| 1 | Kenan Blackshear | G 36:30 | 4-7 | 1-2 | 0-1 | 2 | 5 | 7 | 2 | 3 | 9 | 1 | 6 | 1 | 1 | 0 | 5 | | | |
| 4 | Desmond Cambridge Jr. | G 18:40 | 5-8 | 3-6 | 1-2 | 0 | 1 | 1 | 5 | 0 | 14 | 0 | 2 | 0 | 0 | 0 | 3 | | | |
| 25 | Grant Sherfield | G 38:13 | 9-17 | 1-3 | 8-9 | 0 | 10 | 10 | 1 | 8 | 27 | 5 | 2 | 1 | 0 | 1 | 8 | | | |
| 5 | Warren Washington | 24:56 | 4-9 | 0-0 | 3-3 | 3 | 5 | 8 | 2 | 3 | 11 | 2 | 2 | 0 | 1 | 0 | -2 | | | |
| 20 | Daniel Foster | 25:39 | 0-1 | 0-1 | 3-4 | 2 | 2 | 4 | 5 | 3 | 3 | 2 | 1 | 1 | 1 | 0 | 1 | | | |
| 42 | K.J. Hymes | 05:42 | 0-0 | 0-0 | 1-2 | 0 | 0 | 0 | 2 | 1 | 1 | 0 | 1 | 0 | 0 | 0 | -1 | | | |
| 3 | Alem Huseinovic | 00:38 | 0-0 | 0-0 | 0-0 | 0 | 0 | 0 | 0 | 0 | 0 | 0 | 0 | 1 | 0 | 0 | 4 | | | |
| Team | | | | | | | | | 0 | 2 | 2 | | 0 | | 0 | | | | | |
| Totals | | | 26-51 | 5-13 | 22-30 | 10 | 30 | 40 | 23 | 25 | 79 | 12 | 18 | 5 | 3 | 1 | 7 | | | |

| Shooting By Period | | |
|---------------------|-------|-------|
| 1 st FG% | 12-26 | 46.2% |
| 3PT% | 0-4 | 0.0% |
| FT% | 10-14 | 71.4% |
| 2 nd FG% | 14-25 | 56.0% |
| 3PT% | 5-9 | 55.6% |
| FT% | 12-16 | 75% |
| GM FG% | 26-51 | 51.0% |
| 3PT% | 5-13 | 38.5% |
| FT% | 22-30 | 73.3% |

Dead Ball Rebounds: 2, 0

Technical Fouls: Cambridge Jr. 1st 7:23

| | UNM | Nevada |
|------------------|---------------------------|---------------------------|
| Biggest lead | 9 (1 st 6:01) | 10 (2 nd 4:10) |
| Best Scoring Run | 6 (1 st 12:11) | 8 (2 nd 13:12) |
| Lead Changes | 6 | |
| Times Tied | 4 | |
| Time with Lead | 15:36 | 22:38 |

| | UNM | Nevada |
|---------------|-----|--------|
| Points from | | |
| Turnovers | 16 | 20 |
| Paint | 20 | 40 |
| Second Chance | 7 | 5 |
| Fast Breaks | 6 | 11 |
| Bench | 21 | 15 |

| | Period by Period Scoring | | |
|--------|--------------------------|-----|-----|
| | 1st | 2nd | TOT |
| UNM | 35 | 37 | 72 |
| Nevada | 34 | 45 | 79 |



Period 1

Quarter Starters:

| | | | | | |
|---------------|----------------|-------------------|--------------|----------------|------------------|
| Nevada | 1 Blackshear K | 4 Cambridge Jr. D | 51 Coleman T | 25 Sherfield G | 50 Baker W |
| UNM | 1 Singleton S | 5 Mashburn, Jr. J | 10 House J | 13 Johnson J | 21 Allen-Tovar J |

| Game Time | Nevada | Score | Diff | UNM |
|-----------|--|------------|----------|--|
| 20:00 | 50 BAKER W jumpball lost | | | 21 ALLEN-TOVAR J jumpball won |
| 19:48 | 1 BLACKSHEAR K foul drawn (1) | | | 5 MASHBURN, JR. J foul offensive (1 - 1) |
| 19:48 | | | | 5 MASHBURN, JR. J turnover offensive (1) |
| 19:40 | 50 BAKER W foul drawn (1) | | | 21 ALLEN-TOVAR J foul shooting (1 - 2) |
| 19:40 | 50 BAKER W free throw 1 - 2 made (1) | 1-0 | 1 | |
| 19:40 | 50 BAKER W free throw 2 - 2 made (2) | 2-0 | 2 | |
| 19:19 | 4 CAMBRIDGE JR. D foul shooting (1 - 1) | | | 10 HOUSE J foul drawn (1) |
| 19:19 | | 2-1 | 1 | 10 HOUSE J free throw 1 - 2 made (1) |
| 19:19 | | | | 10 HOUSE J free throw 2 - 2 missed |
| 19:18 | 51 COLEMAN T defensive rebound (1) | | | |
| 18:56 | 4 CAMBRIDGE JR. D 2pt FG in the paint, layup made (2) | 4-1 | 3 | |
| 18:32 | | 4-3 | 1 | 13 JOHNSON J 2pt FG in the paint, layup made (2) |
| 18:32 | | | | 5 MASHBURN, JR. J assist (1) |
| 18:15 | 50 BAKER W foul offensive (1 - 2) | | | 10 HOUSE J foul drawn (2) |
| 18:15 | 50 BAKER W turnover offensive (1) | | | |
| 17:57 | | | | 10 HOUSE J 3pt FG from turnover, jump shot missed |
| 17:53 | 25 SHERFIELD G defensive rebound (1) | | | |
| 17:42 | 1 BLACKSHEAR K 2pt FG in the paint, jump shot missed | | | |
| 17:40 | | | | 10 HOUSE J defensive rebound (1) |
| 17:35 | 51 COLEMAN T steal (1) | | | 10 HOUSE J turnover bad pass (1) |
| 17:23 | 50 BAKER W 2pt FG from turnover in the paint, hook shot missed | | | |
| 17:20 | | | | 5 MASHBURN, JR. J defensive rebound (1) |
| 17:15 | | | | 5 MASHBURN, JR. J turnover bad pass (2) |
| 17:15 | 50 BAKER W substitution out | | | |
| 17:15 | 5 WASHINGTON W substitution in | | | |
| 16:49 | 25 SHERFIELD G 2pt FG from turnover in the paint, jump shot missed | | | |
| 16:43 | 5 WASHINGTON W offensive rebound (1) | | | |
| 16:30 | 5 WASHINGTON W 2pt FG from turnover second chance in the paint, layup made (2) | 6-3 | 3 | |
| 16:20 | | | | 1 SINGLETON S turnover bad pass (1) |
| 16:13 | | | | 1 SINGLETON S substitution out |
| 16:13 | | | | 21 ALLEN-TOVAR J substitution out |
| 16:13 | | | | 0 JENKINS K substitution in |
| 16:13 | | | | 3 FORSLING S substitution in |
| 16:10 | 4 CAMBRIDGE JR. D 3pt FG from turnover, jump shot missed | | | |
| 16:06 | | | | defensive rebound (3) |
| 16:05 | | 6-5 | 1 | 3 FORSLING S 2pt FG in the paint, layup made (2) |
| 16:05 | | | | 10 HOUSE J assist (1) |
| 15:47 | 1 BLACKSHEAR K turnover travel (1) | | | |
| 15:47 | Timeout media | | | |
| 15:44 | | | | 5 MASHBURN, JR. J 2pt FG from turnover outside the paint, jump shot missed |



New Mexico at Nevada

03/09/22 Thomas & Mack Center, Las Vegas
2021-22 Men's Basketball

Officials: Randy McCall, Tony Padilla, Shawn Lehigh

| Game Time | Nevada | Score | Diff | UNM |
|-----------|---|--------------|-----------|--|
| 15:42 | | | | 13 JOHNSON J offensive rebound (1) |
| 15:28 | | | | 13 JOHNSON J turnover travel (1) |
| 15:13 | 5 WASHINGTON W 2pt FG from turnover in the paint, layup made (4) | 8-5 | 3 | |
| 14:59 | | | | 0 JENKINS K 3pt FG , jump shot missed |
| 14:57 | defensive rebound (4) | | | |
| 14:46 | 1 BLACKSHEAR K turnover travel (2) | | | |
| 14:46 | 1 BLACKSHEAR K substitution out | | | |
| 14:46 | 20 FOSTER D substitution in | | | |
| 14:46 | | | | 13 JOHNSON J substitution out |
| 14:46 | | | | 1 SINGLETON S substitution in |
| 14:36 | | 8-8 | 0 | 5 MASHBURN, JR. J 3pt FG from turnover, jump shot made (3) |
| 14:24 | 25 SHERFIELD G turnover lost ball (1) | | | 5 MASHBURN, JR. J steal (1) |
| 14:10 | | 8-10 | -2 | 5 MASHBURN, JR. J 2pt FG from turnover outside the paint, jump shot made (5) |
| 13:56 | 51 COLEMAN T foul drawn (1) | | | 1 SINGLETON S foul personal (1 - 3) |
| 13:48 | 4 CAMBRIDGE JR. D 2pt FG outside the paint, jump shot made (4) | 10-10 | 0 | |
| 13:48 | 5 WASHINGTON W assist (1) | | | |
| 13:35 | 25 SHERFIELD G steal (1) | | | 0 JENKINS K turnover lost ball (1) |
| 13:31 | 25 SHERFIELD G 2pt FG fast break from turnover in the paint, layup made (2) | 12-10 | 2 | |
| 13:11 | 20 FOSTER D foul drawn (1) | | | 3 FORSLING S foul offensive (1 - 4) |
| 13:11 | | | | 3 FORSLING S turnover offensive (1) |
| 13:11 | | | | 0 JENKINS K substitution out |
| 13:11 | | | | 13 JOHNSON J substitution in |
| 12:56 | 25 SHERFIELD G 2pt FG from turnover in the paint, jump shot missed | | | |
| 12:53 | | | | 1 SINGLETON S defensive rebound (1) |
| 12:46 | | 12-13 | -1 | 13 JOHNSON J 3pt FG , jump shot made (5) |
| 12:46 | | | | 10 HOUSE J assist (2) |
| 12:37 | 4 CAMBRIDGE JR. D 3pt FG , jump shot missed | | | |
| 12:34 | | | | 10 HOUSE J defensive rebound (2) |
| 12:26 | 51 COLEMAN T substitution out | | | |
| 12:26 | 1 BLACKSHEAR K substitution in | | | |
| 12:26 | | | | 3 FORSLING S substitution out |
| 12:26 | | | | 21 ALLEN-TOVAR J substitution in |
| 12:11 | | 12-16 | -4 | 5 MASHBURN, JR. J 3pt FG , jump shot made (8) |
| 12:11 | | | | 13 JOHNSON J assist (1) |
| 11:56 | 25 SHERFIELD G foul drawn (1) | | | 5 MASHBURN, JR. J foul personal (2 - 5) |
| 11:56 | | | | Timeout media |
| 11:56 | 4 CAMBRIDGE JR. D substitution out | | | |
| 11:56 | 5 WASHINGTON W substitution out | | | |
| 11:56 | 42 HYMES K substitution in | | | |
| 11:56 | 50 BAKER W substitution in | | | |
| 11:56 | | | | 5 MASHBURN, JR. J substitution out |
| 11:56 | | | | 0 JENKINS K substitution in |
| 11:48 | 50 BAKER W 2pt FG in the paint, layup made (4) | 14-16 | -2 | |
| 11:48 | 20 FOSTER D assist (1) | | | |
| 11:48 | 50 BAKER W foul drawn (2) | | | 21 ALLEN-TOVAR J foul shooting (2 - 6) |
| 11:48 | | | | 21 ALLEN-TOVAR J substitution out |



New Mexico at Nevada

03/09/22 Thomas & Mack Center, Las Vegas
2021-22 Men's Basketball

Officials: Randy McCall, Tony Padilla, Shawn Lehigh

| Game Time | Nevada | Score | Diff | UNM |
|-----------|--|--------------|-----------|---|
| 11:48 | | | | 3 FORSLING S substitution in |
| 11:48 | 50 BAKER W free throw 1 - 1 missed | | | |
| 11:47 | | | | 13 JOHNSON J defensive rebound (2) |
| 11:32 | | | | 0 JENKINS K 3pt FG , jump shot missed |
| 11:28 | 25 SHERFIELD G defensive rebound (2) | | | |
| 11:21 | 25 SHERFIELD G 2pt FG in the paint, layup made (4) | 16-16 | 0 | |
| 11:03 | | 16-19 | -3 | 13 JOHNSON J 3pt FG , jump shot made (8) |
| 11:03 | | | | 0 JENKINS K assist (1) |
| 10:40 | 20 FOSTER D turnover travel (1) | | | |
| 10:40 | 20 FOSTER D substitution out | | | |
| 10:40 | 4 CAMBRIDGE JR. D substitution in | | | |
| 10:18 | 1 BLACKSHEAR K foul drawn (2) | | | 0 JENKINS K foul offensive (1 - 7) |
| 10:18 | | | | 0 JENKINS K turnover offensive (2) |
| 10:09 | 25 SHERFIELD G foul drawn (2) | | | 10 HOUSE J foul personal (1 - 8) |
| 10:09 | 25 SHERFIELD G 1&1 free throw 1 made (5) | 17-19 | -2 | |
| 10:09 | 25 SHERFIELD G 1&1 free throw 2 made (6) | 18-19 | -1 | |
| 09:52 | | | | 1 SINGLETON S 2pt FG in the paint, layup missed |
| 09:49 | | | | 1 SINGLETON S offensive rebound (2) |
| 09:49 | 50 BAKER W foul personal (2 - 3) | | | 1 SINGLETON S foul drawn (1) |
| 09:49 | 50 BAKER W substitution out | | | |
| 09:49 | 5 WASHINGTON W substitution in | | | |
| 09:38 | 1 BLACKSHEAR K foul personal (1 - 4) | | | 1 SINGLETON S foul drawn (2) |
| 09:30 | | 18-21 | -3 | 1 SINGLETON S 2pt FG second chance in the paint, layup made (2) |
| 09:30 | | | | 13 JOHNSON J assist (2) |
| 09:10 | 1 BLACKSHEAR K turnover travel (3) | | | |
| 09:10 | 25 SHERFIELD G substitution out | | | |
| 09:10 | 51 COLEMAN T substitution in | | | |
| 08:44 | | 18-24 | -6 | 3 FORSLING S 3pt FG from turnover, jump shot made (5) |
| 08:44 | | | | 10 HOUSE J assist (3) |
| 08:28 | 1 BLACKSHEAR K foul drawn (3) | | | 3 FORSLING S foul personal (2 - 9) |
| 08:28 | 1 BLACKSHEAR K 1&1 free throw 1 missed | | | |
| 08:27 | | | | 1 SINGLETON S defensive rebound (3) |
| 08:17 | | | | 0 JENKINS K 3pt FG , jump shot missed |
| 08:13 | 5 WASHINGTON W defensive rebound (2) | | | |
| 07:57 | 5 WASHINGTON W 2pt FG in the paint, layup made (6) | 20-24 | -4 | |
| 07:31 | | | | 1 SINGLETON S 2pt FG in the paint, jump shot missed |
| 07:27 | 4 CAMBRIDGE JR. D defensive rebound (1) | | | |
| 07:23 | 4 CAMBRIDGE JR. D turnover dribbling violation (1) | | | |
| 07:23 | Timeout media | | | |
| 07:23 | | | | 10 HOUSE J foul class A technical (2 - 10) |
| 07:23 | 4 CAMBRIDGE JR. D foul class A technical (2 - 5) | | | |
| 07:23 | 4 CAMBRIDGE JR. D substitution out | | | |
| 07:23 | 25 SHERFIELD G substitution in | | | |
| 07:23 | | | | 3 FORSLING S substitution out |
| 07:23 | | | | 33 ARROYO J substitution in |
| 06:57 | 42 HYMES K foul shooting (1 - 6) | | | 33 ARROYO J foul drawn (1) |
| 06:57 | | | | 33 ARROYO J free throw 1 - 2 missed |
| 06:57 | | | | offensive dead ball rebound (1) |



New Mexico at Nevada

03/09/22 Thomas & Mack Center, Las Vegas
2021-22 Men's Basketball

Officials: Randy McCall, Tony Padilla, Shawn Lehigh

| Game Time | Nevada | Score | Diff | UNM |
|-----------|--|--------------|-----------|--|
| 06:57 | | | | 33 ARROYO J free throw 2 - 2 missed |
| 06:56 | 5 WASHINGTON W defensive rebound (3) | | | |
| 06:40 | 42 HYMES K foul drawn (1) | | | 13 JOHNSON J foul shooting (1 - 11) |
| 06:40 | 42 HYMES K free throw 1 - 2 made (1) | 21-24 | -3 | |
| 06:40 | 42 HYMES K free throw 2 - 2 missed | | | |
| 06:39 | | | | 1 SINGLETON S defensive rebound (4) |
| 06:27 | | 21-26 | -5 | 10 HOUSE J 2pt FG outside the paint, jump shot made (3) |
| 06:14 | 42 HYMES K foul offensive (2 - 7) | | | 1 SINGLETON S foul drawn (3) |
| 06:14 | 42 HYMES K turnover offensive (1) | | | |
| 06:14 | 42 HYMES K substitution out | | | |
| 06:14 | 20 FOSTER D substitution in | | | |
| 06:01 | | 21-29 | -8 | 10 HOUSE J 3pt FG from turnover, jump shot made (6) |
| 06:01 | 51 COLEMAN T foul shooting (1 - 8) | | | 10 HOUSE J foul drawn (3) |
| 06:01 | | 21-30 | -9 | 10 HOUSE J free throw 1 - 1 made (7) |
| 05:47 | 5 WASHINGTON W 2pt FG in the paint, hook shot missed | | | |
| 05:45 | 1 BLACKSHEAR K offensive rebound (1) | | | |
| 05:45 | 1 BLACKSHEAR K turnover out of bounds (4) | | | |
| 05:26 | jump ball situation | | | |
| 05:26 | 20 FOSTER D steal (1) | | | 10 HOUSE J turnover lost ball (2) |
| 05:13 | 5 WASHINGTON W turnover travel (1) | | | |
| 05:13 | | | | 0 JENKINS K substitution out |
| 05:13 | | | | 33 ARROYO J substitution out |
| 05:13 | | | | 3 FORSLING S substitution in |
| 05:13 | | | | 5 MASHBURN, JR. J substitution in |
| 05:13 | 5 WASHINGTON W substitution out | | | |
| 05:13 | 50 BAKER W substitution in | | | |
| 05:03 | | | | 5 MASHBURN, JR. J 2pt FG from turnover outside the paint, jump shot missed |
| 05:00 | 25 SHERFIELD G defensive rebound (3) | | | |
| 04:52 | 51 COLEMAN T 2pt FG in the paint, layup missed | | | |
| 04:49 | 51 COLEMAN T offensive rebound (2) | | | |
| 04:49 | 51 COLEMAN T 2pt FG second chance in the paint, layup missed | | | |
| 04:48 | 51 COLEMAN T offensive rebound (3) | | | |
| 04:46 | 25 SHERFIELD G 3pt FG second chance, jump shot missed | | | |
| 04:42 | 50 BAKER W offensive rebound (1) | | | |
| 04:41 | 51 COLEMAN T foul drawn (2) | | | 10 HOUSE J foul personal (3 - 12) |
| 04:41 | 51 COLEMAN T substitution out | | | |
| 04:41 | 4 CAMBRIDGE JR. D substitution in | | | |
| 04:41 | 4 CAMBRIDGE JR. D free throw 1 - 2 missed | | | |
| 04:41 | offensive dead ball rebound (1) | | | |
| 04:41 | | | | 10 HOUSE J substitution out |
| 04:41 | | | | 0 JENKINS K substitution in |
| 04:41 | 4 CAMBRIDGE JR. D free throw 2 - 2 made (5) | 22-30 | -8 | |
| 04:18 | | | | 0 JENKINS K 3pt FG , jump shot missed |
| 04:14 | 1 BLACKSHEAR K defensive rebound (2) | | | |
| 04:08 | 50 BAKER W 2pt FG in the paint, jump shot missed | | | |
| 04:04 | | | | 0 JENKINS K defensive rebound (1) |
| 04:02 | | | | 0 JENKINS K turnover bad pass (3) |
| 03:53 | 4 CAMBRIDGE JR. D 3pt FG from turnover, jump shot missed | | | |



New Mexico at Nevada

03/09/22 Thomas & Mack Center, Las Vegas
2021-22 Men's Basketball

Officials: Randy McCall, Tony Padilla, Shawn Lehigh

| Game Time | Nevada | Score | Diff | UNM |
|-----------|---|--------------|-----------|---|
| 03:50 | 20 FOSTER D offensive rebound (1) | | | |
| 03:50 | 20 FOSTER D foul drawn (2) | | | 0 JENKINS K foul personal (2 - 13) |
| 03:50 | Timeout media | | | |
| 03:50 | 4 CAMBRIDGE JR. D substitution out | | | |
| 03:50 | 50 BAKER W substitution out | | | |
| 03:50 | 5 WASHINGTON W substitution in | | | |
| 03:50 | 51 COLEMAN T substitution in | | | |
| 03:50 | 20 FOSTER D free throw 1 - 2 made (1) | 23-30 | -7 | |
| 03:50 | 20 FOSTER D free throw 2 - 2 made (2) | 24-30 | -6 | |
| 03:34 | | | | 0 JENKINS K turnover travel (4) |
| 03:34 | | | | 0 JENKINS K substitution out |
| 03:34 | | | | 24 TODD T substitution in |
| 03:17 | 1 BLACKSHEAR K 2pt FG from turnover in the paint, layup made (2) | 26-30 | -4 | |
| 02:40 | | | | turnover shot clock (12) |
| 02:26 | 5 WASHINGTON W 2pt FG from turnover in the paint, layup missed | | | |
| 02:23 | | | | 1 SINGLETON S defensive rebound (5) |
| 02:10 | 20 FOSTER D foul personal (1 - 9) | | | 1 SINGLETON S foul drawn (4) |
| 02:10 | | | | 3 FORSLING S substitution out |
| 02:10 | | | | 33 ARROYO J substitution in |
| 02:10 | | 26-31 | -5 | 1 SINGLETON S 1&1 free throw 1 made (3) |
| 02:10 | | | | 5 MASHBURN, JR. J substitution out |
| 02:10 | | | | 30 FRANCIS J substitution in |
| 02:10 | | | | 1 SINGLETON S 1&1 free throw 2 missed |
| 02:08 | 5 WASHINGTON W defensive rebound (4) | | | |
| 02:00 | 25 SHERFIELD G 2pt FG in the paint, layup made (8) | 28-31 | -3 | |
| 02:00 | 20 FOSTER D assist (2) | | | |
| 01:41 | 1 BLACKSHEAR K steal (1) | | | 24 TODD T turnover lost ball (1) |
| 01:37 | 1 BLACKSHEAR K 2pt FG fast break from turnover in the paint, layup made (4) | 30-31 | -1 | |
| 01:36 | | | | Timeout 30 Sec |
| 01:10 | | | | 30 FRANCIS J 2pt FG in the paint, jump shot missed |
| 01:07 | | | | 33 ARROYO J offensive rebound (1) |
| 01:07 | | 30-33 | -3 | 33 ARROYO J 2pt FG second chance in the paint, layup made (2) |
| 00:57 | 25 SHERFIELD G 2pt FG in the paint, layup made (10) | 32-33 | -1 | |
| 00:45 | | | | 13 JOHNSON J 3pt FG , jump shot missed |
| 00:41 | | | | 24 TODD T offensive rebound (1) |
| 00:38 | | | | 24 TODD T 2pt FG second chance in the paint, layup missed |
| 00:35 | | | | 33 ARROYO J offensive rebound (2) |
| 00:35 | | 32-35 | -3 | 33 ARROYO J 2pt FG second chance in the paint, layup made (4) |
| 00:34 | Timeout 30 Sec | | | |
| 00:31 | 25 SHERFIELD G foul drawn (3) | | | 1 SINGLETON S foul personal (2 - 14) |
| 00:31 | 25 SHERFIELD G free throw fast break 1 - 2 made (11) | 33-35 | -2 | |
| 00:31 | 25 SHERFIELD G free throw fast break 2 - 2 made (12) | 34-35 | -1 | |
| 00:05 | | | | 13 JOHNSON J turnover travel (2) |
| 00:01 | 25 SHERFIELD G 2pt FG from turnover in the paint, jump shot missed | | | |
| 00:00 | 20 FOSTER D offensive rebound (2) | | | |



Official Basketball Play by Play - First Half

New Mexico at Nevada

03/09/22 Thomas & Mack Center, Las Vegas
2021-22 Men's Basketball

Game Time: 11:00 AM
Game Duration: 2:02

Officials: Randy McCall, Tony Padilla, Shawn Lehigh

| Game Time | Nevada | Score | Diff | UNM |
|------------------|--------|-------|------|-----|
| END OF PERIOD | | | | |
| Nevada 34-35 UNM | | | | |



New Mexico at Nevada

03/09/22 Thomas & Mack Center, Las Vegas
2021-22 Men's Basketball

Game Time: 11:00 AM
Game Duration: 2:02

Officials: Randy McCall, Tony Padilla, Shawn Lehigh

New Mexico - 35

| NO. | Name | Min | FG | 3P | FT | Rebounds | | | Fouls | | TP | AS | TO | ST | Blocks | | +/- |
|---------------|---------------------|---------|-------|------|-----|----------|----|-----|-------|----|----|----|----|----|--------|----|-----|
| | | | M-A | M-A | M-A | OR | DR | TOT | PF | FD | | | | | BS | BA | |
| 21 | Jay Allen-Tovar | F 04:25 | 0-0 | 0-0 | 0-0 | 0 | 0 | 0 | 2 | 0 | 0 | 0 | 0 | 0 | 0 | 0 | -2 |
| 1 | Saquan Singleton | G 18:33 | 1-3 | 0-0 | 1-2 | 1 | 4 | 5 | 2 | 4 | 3 | 0 | 1 | 0 | 0 | 0 | 1 |
| 5 | Jamal Mashburn, Jr. | G 11:07 | 3-5 | 2-2 | 0-0 | 0 | 1 | 1 | 2 | 0 | 8 | 1 | 2 | 1 | 0 | 0 | 0 |
| 10 | Jaelen House | G 15:19 | 2-3 | 1-2 | 2-3 | 0 | 2 | 2 | 3 | 3 | 7 | 3 | 2 | 0 | 0 | 0 | 9 |
| 13 | Javonté Johnson | G 18:25 | 3-4 | 2-3 | 0-0 | 1 | 1 | 2 | 1 | 0 | 8 | 2 | 2 | 0 | 0 | 0 | 0 |
| 0 | KJ Jenkins | 10:52 | 0-4 | 0-4 | 0-0 | 0 | 1 | 1 | 2 | 0 | 0 | 1 | 4 | 0 | 0 | 0 | 3 |
| 3 | Sebastian Forsling | 11:15 | 2-2 | 1-1 | 0-0 | 0 | 0 | 0 | 2 | 0 | 5 | 0 | 1 | 0 | 0 | 0 | 1 |
| 33 | Jordan Arroyo | 04:20 | 2-2 | 0-0 | 0-2 | 2 | 0 | 2 | 0 | 1 | 4 | 0 | 0 | 0 | 0 | 0 | 2 |
| 24 | Taryn Todd | 03:34 | 0-1 | 0-0 | 0-0 | 1 | 0 | 1 | 0 | 0 | 0 | 0 | 1 | 0 | 0 | 0 | -5 |
| 30 | Jeremiah Francis | 02:10 | 0-1 | 0-0 | 0-0 | 0 | 0 | 0 | 0 | 0 | 0 | 0 | 0 | 0 | 0 | 0 | -4 |
| Team | | | | | | 0 | 1 | 1 | | | 0 | | 1 | | | | |
| Totals | | | 13-25 | 6-12 | 3-7 | 5 | 10 | 15 | 14 | 8 | 35 | 7 | 14 | 1 | 0 | 0 | 1 |

| Shooting By Period | | |
|---------------------|-------|-------|
| 1 st FG% | 13-25 | 52.0% |
| 3PT% | 6-12 | 50.0% |
| FT% | 3-7 | 42.9% |
| GM FG% | 13-25 | 52.0% |
| 3PT% | 6-12 | 50.0% |
| FT% | 3-7 | 42.9% |

Dead Ball Rebounds: 1, 0

Technical Fouls:House 1st7:23

Nevada - 34

| NO. | Name | Min | FG | 3P | FT | Rebounds | | | Fouls | | TP | AS | TO | ST | Blocks | | +/- |
|---------------|-----------------------|---------|-------|-----|-------|----------|----|-----|-------|----|----|----|----|----|--------|----|-----|
| | | | M-A | M-A | M-A | OR | DR | TOT | PF | FD | | | | | BS | BA | |
| 51 | Tré Coleman | F 15:53 | 0-2 | 0-0 | 0-0 | 2 | 1 | 3 | 1 | 2 | 0 | 0 | 0 | 1 | 0 | 0 | 0 |
| 50 | Will Baker | C 06:15 | 1-3 | 0-0 | 2-3 | 1 | 0 | 1 | 2 | 2 | 4 | 0 | 1 | 0 | 0 | 0 | 5 |
| 1 | Kenan Blackshear | G 17:40 | 2-3 | 0-0 | 0-1 | 1 | 1 | 2 | 1 | 3 | 4 | 0 | 4 | 1 | 0 | 0 | 3 |
| 4 | Desmond Cambridge Jr. | G 12:12 | 2-5 | 0-3 | 1-2 | 0 | 1 | 1 | 2 | 0 | 5 | 0 | 1 | 0 | 0 | 0 | -4 |
| 25 | Grant Sherfield | G 18:13 | 4-8 | 0-1 | 4-4 | 0 | 3 | 3 | 0 | 3 | 12 | 0 | 1 | 1 | 0 | 0 | 0 |
| 5 | Warren Washington | 13:45 | 3-5 | 0-0 | 0-0 | 1 | 3 | 4 | 0 | 0 | 6 | 1 | 1 | 0 | 0 | 0 | -6 |
| 20 | Daniel Foster | 10:20 | 0-0 | 0-0 | 2-2 | 2 | 0 | 2 | 1 | 2 | 2 | 2 | 1 | 1 | 0 | 0 | -2 |
| 42 | K.J. Hymes | 05:42 | 0-0 | 0-0 | 1-2 | 0 | 0 | 0 | 2 | 1 | 1 | 0 | 1 | 0 | 0 | 0 | -1 |
| Team | | | | | | 0 | 1 | 1 | | | 0 | | 0 | | | | |
| Totals | | | 12-26 | 0-4 | 10-14 | 7 | 10 | 17 | 9 | 13 | 34 | 3 | 10 | 4 | 0 | 0 | -1 |

| Shooting By Period | | |
|---------------------|-------|-------|
| 1 st FG% | 12-26 | 46.2% |
| 3PT% | 0-4 | 0.0% |
| FT% | 10-14 | 71.4% |
| GM FG% | 12-26 | 46.2% |
| 3PT% | 0-4 | 0.0% |
| FT% | 10-14 | 71.4% |

Dead Ball Rebounds: 1, 0

Technical Fouls:Cambridge Jr. 1st7:23

| | UNM | Nevada |
|------------------|--------------------------|---------------------------|
| Biggest lead | 9 (1 st 6:01) | 3 (1 st 18:56) |
| Best Scoring Run | 6(1 st 12:11) | 5(1 st 3:17) |
| Lead Changes | 3 | |
| Times Tied | 3 | |
| Time with Lead | 12:50 | 05:49 |

| Points from | UNM | Nevada |
|---------------|-----|--------|
| Turnovers | 12 | 16 |
| Paint | 10 | 22 |
| Second Chance | 6 | 5 |
| Fast Breaks | 0 | 6 |
| Bench | 9 | 9 |

| | Period by Period Scoring | | |
|--------|--------------------------|-----|-----|
| | 1st | 2nd | TOT |
| UNM | 35 | 37 | 72 |
| Nevada | 34 | 45 | 79 |



New Mexico at Nevada

03/09/22 Thomas & Mack Center, Las Vegas
2021-22 Men's Basketball

Officials: Randy McCall, Tony Padilla, Shawn Lehigh

Period 2

Quarter Starters:

| | | | | | |
|---------------|----------------|-------------------|--------------|-------------------|--------------|
| Nevada | 1 Blackshear K | 4 Cambridge Jr. D | 20 Foster D | 25 Sherfield G | 50 Baker W |
| UNM | 0 Jenkins K | 1 Singleton S | 3 Forsling S | 5 Mashburn, Jr. J | 13 Johnson J |

| Game Time | Nevada | Score | Diff | UNM |
|-----------|---|--------------|-----------|--|
| 20:00 | 5 WASHINGTON W substitution out | | | |
| 20:00 | 51 COLEMAN T substitution out | | | |
| 20:00 | 4 CAMBRIDGE JR. D substitution in | | | |
| 20:00 | 50 BAKER W substitution in | | | |
| 20:00 | | | | 24 TODD T substitution out |
| 20:00 | | | | 30 FRANCIS J substitution out |
| 20:00 | | | | 33 ARROYO J substitution out |
| 20:00 | | | | 0 JENKINS K substitution in |
| 20:00 | | | | 3 FORSLING S substitution in |
| 20:00 | | | | 5 MASHBURN, JR. J substitution in |
| 19:42 | | 34-37 | -3 | 0 JENKINS K 2pt FG outside the paint, jump shot made (2) |
| 19:23 | 50 BAKER W 2pt FG in the paint, hook shot made (6) | 36-37 | -1 | |
| 19:06 | | | | 5 MASHBURN, JR. J 2pt FG outside the paint, jump shot missed |
| 19:02 | 20 FOSTER D defensive rebound (3) | | | |
| 18:55 | 20 FOSTER D 3pt FG , jump shot missed | | | |
| 18:51 | | | | 5 MASHBURN, JR. J defensive rebound (2) |
| 18:45 | 4 CAMBRIDGE JR. D foul shooting (3 - 1) | | | 5 MASHBURN, JR. J foul drawn (1) |
| 18:45 | | 36-38 | -2 | 5 MASHBURN, JR. J free throw 1 - 2 made (9) |
| 18:45 | | 36-39 | -3 | 5 MASHBURN, JR. J free throw 2 - 2 made (10) |
| 18:40 | 4 CAMBRIDGE JR. D substitution out | | | |
| 18:40 | 51 COLEMAN T substitution in | | | |
| 18:39 | 50 BAKER W turnover lost ball (2) | | | |
| 18:11 | | | | 0 JENKINS K 2pt FG from turnover outside the paint, jump shot missed |
| 18:07 | 25 SHERFIELD G defensive rebound (4) | | | |
| 18:02 | 1 BLACKSHEAR K 3pt FG , jump shot made (7) | 39-39 | 0 | |
| 18:02 | 25 SHERFIELD G assist (1) | | | |
| 17:44 | | | | 5 MASHBURN, JR. J 2pt FG outside the paint, jump shot missed |
| 17:42 | 1 BLACKSHEAR K defensive rebound (3) | | | |
| 17:37 | 20 FOSTER D foul drawn (3) | | | 3 FORSLING S foul shooting (3 - 1) |
| 17:37 | 20 FOSTER D free throw fast break 1 - 2 made (3) | 40-39 | 1 | |
| 17:37 | | | | 0 JENKINS K substitution out |
| 17:37 | | | | 3 FORSLING S substitution out |
| 17:37 | | | | 10 HOUSE J substitution in |
| 17:37 | | | | 21 ALLEN-TOVAR J substitution in |
| 17:37 | 20 FOSTER D free throw fast break 2 - 2 missed | | | |
| 17:34 | | | | 13 JOHNSON J defensive rebound (3) |
| 17:09 | | | | 21 ALLEN-TOVAR J 3pt FG , jump shot missed |
| 17:05 | 25 SHERFIELD G defensive rebound (5) | | | |
| 17:00 | 25 SHERFIELD G 2pt FG outside the paint, jump shot missed | | | |
| 16:56 | | | | 21 ALLEN-TOVAR J defensive rebound (1) |
| 16:49 | | | | 10 HOUSE J 2pt FG outside the paint, jump shot missed |
| 16:45 | 25 SHERFIELD G defensive rebound (6) | | | |



New Mexico at Nevada

03/09/22 Thomas & Mack Center, Las Vegas
2021-22 Men's Basketball

Officials: Randy McCall, Tony Padilla, Shawn Lehigh

| Game Time | Nevada | Score | Diff | UNM |
|-----------|---|--------------|-----------|--|
| 16:41 | 1 BLACKSHEAR K 2pt FG in the paint, dunk, made (9) | 42-39 | 3 | |
| 16:41 | 51 COLEMAN T assist (1) | | | |
| 16:20 | | 42-41 | 1 | 5 MASHBURN, JR. J 2pt FG in the paint, layup made (12) |
| 16:04 | 51 COLEMAN T turnover bad pass (1) | | | 10 HOUSE J steal (1) |
| 16:00 | | | | 10 HOUSE J 2pt FG from turnover in the paint, layup missed |
| 15:57 | 25 SHERFIELD G defensive rebound (7) | | | |
| 15:53 | 51 COLEMAN T foul drawn (3) | | | 21 ALLEN-TOVAR J foul shooting (3 - 2) |
| 15:53 | Timeout media | | | |
| 15:53 | 50 BAKER W substitution out | | | |
| 15:53 | 5 WASHINGTON W substitution in | | | |
| 15:53 | | | | 1 SINGLETON S substitution out |
| 15:53 | | | | 0 JENKINS K substitution in |
| 15:53 | 51 COLEMAN T free throw fast break 1 - 2 missed | | | |
| 15:53 | offensive dead ball rebound (2) | | | |
| 15:53 | 51 COLEMAN T free throw fast break 2 - 2 missed | | | |
| 15:52 | | | | 0 JENKINS K defensive rebound (2) |
| 15:27 | | | | 5 MASHBURN, JR. J 3pt FG , jump shot missed |
| 15:26 | defensive rebound (24) | | | |
| 15:15 | 1 BLACKSHEAR K 2pt FG in the paint, hook shot missed | | | |
| 15:10 | | | | 13 JOHNSON J defensive rebound (4) |
| 15:02 | 1 BLACKSHEAR K foul personal (2 - 2) | | | 10 HOUSE J foul drawn (4) |
| 15:00 | | 42-43 | -1 | 13 JOHNSON J 2pt FG in the paint, layup made (10) |
| 15:00 | | | | 10 HOUSE J assist (4) |
| 14:40 | 5 WASHINGTON W foul offensive (1 - 3) | | | 21 ALLEN-TOVAR J foul drawn (1) |
| 14:40 | 5 WASHINGTON W turnover offensive (2) | | | |
| 14:22 | | | | 10 HOUSE J 3pt FG from turnover, jump shot missed |
| 14:18 | 20 FOSTER D defensive rebound (4) | | | |
| 14:12 | 5 WASHINGTON W 2pt FG in the paint, alleyoop made (8) | 44-43 | 1 | |
| 14:12 | 25 SHERFIELD G assist (2) | | | |
| 14:12 | 5 WASHINGTON W foul drawn (1) | | | 0 JENKINS K foul shooting (3 - 3) |
| 14:12 | 20 FOSTER D substitution out | | | |
| 14:12 | 4 CAMBRIDGE JR. D substitution in | | | |
| 14:12 | | | | 0 JENKINS K substitution out |
| 14:12 | | | | 24 TODD T substitution in |
| 14:12 | 1 BLACKSHEAR K substitution out | | | |
| 14:12 | 20 FOSTER D substitution in | | | |
| 14:12 | 5 WASHINGTON W free throw 1 - 1 made (9) | 45-43 | 2 | |
| 13:59 | | | | 5 MASHBURN, JR. J 2pt FG outside the paint, jump shot missed |
| 13:55 | 51 COLEMAN T defensive rebound (4) | | | |
| 13:46 | 5 WASHINGTON W foul drawn (2) | | | 13 JOHNSON J foul personal (2 - 4) |
| 13:46 | | | | 13 JOHNSON J substitution out |
| 13:46 | | | | 3 FORSLING S substitution in |
| 13:45 | 51 COLEMAN T foul drawn (4) | | | 21 ALLEN-TOVAR J foul shooting (4 - 5) |
| 13:45 | 51 COLEMAN T free throw 1 - 2 made (1) | 46-43 | 3 | |
| 13:45 | | | | 21 ALLEN-TOVAR J substitution out |
| 13:45 | | | | 13 JOHNSON J substitution in |
| 13:45 | 51 COLEMAN T free throw 2 - 2 made (2) | 47-43 | 4 | |
| 13:21 | | | | 5 MASHBURN, JR. J 3pt FG , jump shot missed |
| 13:17 | 25 SHERFIELD G defensive rebound (8) | | | |



New Mexico at Nevada

03/09/22 Thomas & Mack Center, Las Vegas
2021-22 Men's Basketball

Officials: Randy McCall, Tony Padilla, Shawn Lehigh

| Game Time | Nevada | Score | Diff | UNM |
|-----------|--|--------------|----------|--|
| 13:12 | 4 CAMBRIDGE JR. D 3pt FG , jump shot made (8) | 50-43 | 7 | |
| 13:12 | 5 WASHINGTON W assist (2) | | | |
| 13:02 | | | | Timeout 30 Sec |
| 13:02 | 20 FOSTER D substitution out | | | |
| 13:02 | 1 BLACKSHEAR K substitution in | | | |
| 12:43 | | 50-46 | 4 | 13 JOHNSON J 3pt FG , jump shot made (13) |
| 12:43 | | | | 10 HOUSE J assist (5) |
| 12:26 | 4 CAMBRIDGE JR. D 3pt FG , jump shot made (11) | 53-46 | 7 | |
| 12:26 | 25 SHERFIELD G assist (3) | | | |
| 12:03 | | | | 10 HOUSE J 2pt FG in the paint, jump shot blocked |
| 12:03 | 5 WASHINGTON W block (1) | | | |
| 12:01 | | | | offensive rebound (21) |
| 11:59 | Timeout media | | | |
| 11:59 | | | | 24 TODD T substitution out |
| 11:59 | | | | 0 JENKINS K substitution in |
| 11:53 | | | | 0 JENKINS K 3pt FG second chance, jump shot missed |
| 11:50 | | | | 13 JOHNSON J offensive rebound (5) |
| 11:43 | 51 COLEMAN T foul personal (2 - 4) | | | 5 MASHBURN, JR. J foul drawn (2) |
| 11:42 | 4 CAMBRIDGE JR. D foul personal (4 - 5) | | | 10 HOUSE J foul drawn (5) |
| 11:42 | 4 CAMBRIDGE JR. D substitution out | | | |
| 11:42 | 20 FOSTER D substitution in | | | |
| 11:38 | | | | 10 HOUSE J 3pt FG second chance, jump shot missed |
| 11:34 | 25 SHERFIELD G defensive rebound (9) | | | |
| 11:29 | 25 SHERFIELD G 2pt FG in the paint, jump shot missed | | | |
| 11:26 | 5 WASHINGTON W offensive rebound (5) | | | |
| 11:26 | 5 WASHINGTON W 2pt FG second chance in the paint, layup missed | | | |
| 11:24 | | | | 10 HOUSE J defensive rebound (3) |
| 11:15 | 5 WASHINGTON W foul shooting (2 - 6) | | | 10 HOUSE J foul drawn (6) |
| 11:15 | | 53-47 | 6 | 10 HOUSE J free throw 1 - 2 made (8) |
| 11:15 | | 53-48 | 5 | 10 HOUSE J free throw 2 - 2 made (9) |
| 10:58 | 5 WASHINGTON W 2pt FG in the paint, layup missed | | | |
| 10:55 | | | | 10 HOUSE J defensive rebound (4) |
| 10:51 | 20 FOSTER D foul personal (2 - 7) | | | 10 HOUSE J foul drawn (7) |
| 10:51 | 5 WASHINGTON W substitution out | | | |
| 10:51 | 50 BAKER W substitution in | | | |
| 10:51 | | 53-49 | 4 | 10 HOUSE J 1&1 free throw 1 made (10) |
| 10:51 | | 53-50 | 3 | 10 HOUSE J 1&1 free throw 2 made (11) |
| 10:38 | 51 COLEMAN T turnover lost ball (2) | | | 0 JENKINS K steal (1) |
| 10:26 | | | | 0 JENKINS K 3pt FG from turnover, jump shot missed |
| 10:23 | 50 BAKER W defensive rebound (2) | | | |
| 10:17 | 25 SHERFIELD G foul drawn (4) | | | 0 JENKINS K foul personal (4 - 6) |
| 10:17 | | | | 0 JENKINS K substitution out |
| 10:17 | | | | 1 SINGLETON S substitution in |
| 10:17 | | | | 3 FORSLING S substitution out |
| 10:17 | | | | 33 ARROYO J substitution in |
| 10:15 | 25 SHERFIELD G 3pt FG , jump shot made (15) | 56-50 | 6 | |
| 10:15 | 51 COLEMAN T assist (2) | | | |
| 09:44 | 20 FOSTER D foul shooting (3 - 8) | | | 13 JOHNSON J foul drawn (1) |



New Mexico at Nevada

03/09/22 Thomas & Mack Center, Las Vegas
2021-22 Men's Basketball

Officials: Randy McCall, Tony Padilla, Shawn Lehigh

| Game Time | Nevada | Score | Diff | UNM |
|-----------|--|--------------|----------|--|
| 09:44 | | 56-51 | 5 | 13 JOHNSON J free throw 1 - 2 made (14) |
| 09:44 | | | | 13 JOHNSON J free throw 2 - 2 missed |
| 09:43 | 51 COLEMAN T defensive rebound (5) | | | |
| 09:34 | 25 SHERFIELD G foul drawn (5) | | | 1 SINGLETON S foul personal (3 - 7) |
| 09:34 | 25 SHERFIELD G 1&1 free throw 1 made (16) | 57-51 | 6 | |
| 09:34 | 25 SHERFIELD G 1&1 free throw 2 made (17) | 58-51 | 7 | |
| 09:16 | | 58-54 | 4 | 5 MASHBURN, JR. J 3pt FG , jump shot made (15) |
| 09:16 | | | | 10 HOUSE J assist (6) |
| 09:03 | 50 BAKER W 3pt FG , jump shot missed | | | |
| 08:59 | | | | 1 SINGLETON S defensive rebound (6) |
| 08:53 | 25 SHERFIELD G foul drawn (6) | | | 10 HOUSE J foul offensive (4 - 8) |
| 08:53 | | | | 10 HOUSE J turnover offensive (3) |
| 08:53 | | | | 10 HOUSE J substitution out |
| 08:53 | | | | 0 JENKINS K substitution in |
| 08:42 | 50 BAKER W 2pt FG from turnover in the paint, layup made (8) | 60-54 | 6 | |
| 08:42 | 25 SHERFIELD G assist (4) | | | |
| 08:20 | | 60-56 | 4 | 0 JENKINS K 2pt FG in the paint, jump shot made (4) |
| 08:20 | 20 FOSTER D foul shooting (4 - 9) | | | 0 JENKINS K foul drawn (1) |
| 08:20 | | | | 33 ARROYO J substitution out |
| 08:20 | | | | 3 FORSLING S substitution in |
| 08:20 | | 60-57 | 3 | 0 JENKINS K free throw 1 - 1 made (5) |
| 08:08 | 50 BAKER W 2pt FG in the paint, layup made (10) | 62-57 | 5 | |
| 08:08 | 25 SHERFIELD G assist (5) | | | |
| 07:39 | | | | 3 FORSLING S 2pt FG outside the paint, jump shot missed |
| 07:35 | 1 BLACKSHEAR K defensive rebound (4) | | | |
| 07:18 | 25 SHERFIELD G 2pt FG in the paint, layup made (19) | 64-57 | 7 | |
| 06:52 | | | | 5 MASHBURN, JR. J 2pt FG in the paint, jump shot blocked |
| 06:52 | 1 BLACKSHEAR K block (1) | | | |
| 06:48 | 51 COLEMAN T defensive rebound (6) | | | |
| 06:44 | 1 BLACKSHEAR K 3pt FG , jump shot missed | | | |
| 06:39 | 1 BLACKSHEAR K offensive rebound (5) | | | |
| 06:31 | 25 SHERFIELD G 3pt FG second chance, jump shot missed | | | |
| 06:28 | | | | 0 JENKINS K defensive rebound (3) |
| 06:12 | | | | 13 JOHNSON J 3pt FG , jump shot missed |
| 06:09 | | | | 3 FORSLING S offensive rebound (1) |
| 06:09 | 50 BAKER W foul personal (3 - 10) | | | 3 FORSLING S foul drawn (1) |
| 06:09 | | | | Timeout media |
| 06:09 | 20 FOSTER D substitution out | | | |
| 06:09 | 50 BAKER W substitution out | | | |
| 06:09 | 4 CAMBRIDGE JR. D substitution in | | | |
| 06:09 | 5 WASHINGTON W substitution in | | | |
| 06:09 | | | | 3 FORSLING S free throw 1 - 2 missed |
| 06:09 | | | | offensive dead ball rebound (2) |
| 06:09 | | 64-58 | 6 | 3 FORSLING S free throw 2 - 2 made (6) |
| 05:57 | 1 BLACKSHEAR K turnover lost ball (5) | | | 3 FORSLING S steal (1) |
| 05:48 | | | | 5 MASHBURN, JR. J 2pt FG from turnover outside the paint, jump shot missed |
| 05:44 | | | | 1 SINGLETON S offensive rebound (7) |
| 05:41 | | | | 0 JENKINS K 3pt FG from turnover second chance, jump shot missed |



New Mexico at Nevada

03/09/22 Thomas & Mack Center, Las Vegas
2021-22 Men's Basketball

Officials: Randy McCall, Tony Padilla, Shawn Lehigh

| Game Time | Nevada | Score | Diff | UNM |
|-----------|--|--------------|-----------|--|
| 05:37 | 1 BLACKSHEAR K defensive rebound (6) | | | |
| 05:21 | 4 CAMBRIDGE JR. D 3pt FG , jump shot made (14) | 67-58 | 9 | |
| 05:21 | 1 BLACKSHEAR K assist (1) | | | |
| 04:59 | | 67-61 | 6 | 0 JENKINS K 3pt FG , jump shot made (8) |
| 04:57 | | | | Timeout 30 Sec |
| 04:57 | | | | 1 SINGLETON S substitution out |
| 04:57 | | | | 10 HOUSE J substitution in |
| 04:48 | 25 SHERFIELD G 2pt FG in the paint, layup made (21) | 69-61 | 8 | |
| 04:48 | 25 SHERFIELD G foul drawn (7) | | | 3 FORSLING S foul shooting (4 - 9) |
| 04:48 | 25 SHERFIELD G free throw 1 - 1 missed | | | |
| 04:47 | | | | 13 JOHNSON J defensive rebound (6) |
| 04:32 | | | | 0 JENKINS K 3pt FG , jump shot missed |
| 04:29 | 5 WASHINGTON W defensive rebound (6) | | | |
| 04:10 | 5 WASHINGTON W foul drawn (3) | | | 3 FORSLING S foul personal (5 - 10) |
| 04:10 | | | | 3 FORSLING S substitution out |
| 04:10 | | | | 21 ALLEN-TOVAR J substitution in |
| 04:10 | 5 WASHINGTON W free throw 1 - 2 made (10) | 70-61 | 9 | |
| 04:10 | 5 WASHINGTON W free throw 2 - 2 made (11) | 71-61 | 10 | |
| 03:54 | | | | 5 MASHBURN, JR. J 2pt FG outside the paint, jump shot missed |
| 03:51 | 5 WASHINGTON W defensive rebound (7) | | | |
| 03:31 | 4 CAMBRIDGE JR. D foul offensive (5 - 11) | | | 10 HOUSE J foul drawn (8) |
| 03:31 | 4 CAMBRIDGE JR. D turnover offensive (2) | | | |
| 03:31 | 4 CAMBRIDGE JR. D substitution out | | | |
| 03:31 | 20 FOSTER D substitution in | | | |
| 03:31 | Timeout media | | | |
| 03:23 | | | | 21 ALLEN-TOVAR J 2pt FG from turnover in the paint, layup blocked |
| 03:23 | 20 FOSTER D block (1) | | | |
| 03:18 | 25 SHERFIELD G defensive rebound (10) | | | |
| 03:04 | 25 SHERFIELD G 2pt FG in the paint, layup blocked | | | |
| 03:04 | | | | 21 ALLEN-TOVAR J block (1) |
| 02:59 | 5 WASHINGTON W offensive rebound (8) | | | |
| 02:59 | 5 WASHINGTON W 2pt FG second chance in the paint, layup missed | | | |
| 02:57 | | | | 10 HOUSE J defensive rebound (5) |
| 02:52 | | 71-64 | 7 | 0 JENKINS K 3pt FG , jump shot made (11) |
| 02:52 | | | | 10 HOUSE J assist (7) |
| 02:24 | 25 SHERFIELD G 2pt FG in the paint, hook shot made (23) | 73-64 | 9 | |
| 02:14 | 51 COLEMAN T foul personal (3 - 12) | | | 10 HOUSE J foul drawn (9) |
| 02:14 | | 73-65 | 8 | 10 HOUSE J free throw 1 - 2 made (12) |
| 02:14 | | 73-66 | 7 | 10 HOUSE J free throw 2 - 2 made (13) |
| 01:47 | 25 SHERFIELD G foul offensive (1 - 13) | | | 10 HOUSE J foul drawn (10) |
| 01:47 | 25 SHERFIELD G turnover offensive (2) | | | |
| 01:42 | | 73-68 | 5 | 10 HOUSE J 2pt FG from turnover in the paint, layup made (15) |
| 01:42 | | | | 5 MASHBURN, JR. J assist (2) |
| 01:38 | Timeout 60 Sec | | | |
| 01:14 | 1 BLACKSHEAR K turnover lost ball (6) | | | 10 HOUSE J steal (2) |
| 01:10 | | 73-70 | 3 | 10 HOUSE J 2pt FG fast break from turnover in the paint, layup made (17) |
| 00:45 | 25 SHERFIELD G 2pt FG in the paint, jump shot made (25) | 75-70 | 5 | |



New Mexico at Nevada

03/09/22 Thomas & Mack Center, Las Vegas
2021-22 Men's Basketball

Officials: Randy McCall, Tony Padilla, Shawn Lehigh

| Game Time | Nevada | Score | Diff | UNM |
|-------------------------|--|--------------|----------|--|
| 00:42 | 20 FOSTER D foul shooting (5 - 14) | | | 10 HOUSE J foul drawn (11) |
| 00:42 | 20 FOSTER D substitution out | | | |
| 00:42 | 50 BAKER W substitution in | | | |
| 00:42 | | 75-71 | 4 | 10 HOUSE J free throw fast break 1 - 2 made (18) |
| 00:42 | | 75-72 | 3 | 10 HOUSE J free throw fast break 2 - 2 made (19) |
| 00:38 | 51 COLEMAN T foul drawn (5) | | | 0 JENKINS K foul personal (5 - 11) |
| 00:38 | 50 BAKER W substitution out | | | |
| 00:38 | 3 HUSEINOVIC A substitution in | | | |
| 00:38 | | | | 0 JENKINS K substitution out |
| 00:38 | | | | 24 TODD T substitution in |
| 00:38 | 51 COLEMAN T free throw fast break 1 - 2 made (3) | 76-72 | 4 | |
| 00:38 | | | | Timeout 60 Sec |
| 00:38 | 51 COLEMAN T free throw fast break 2 - 2 made (4) | 77-72 | 5 | |
| 00:35 | 3 HUSEINOVIC A steal (1) | | | 10 HOUSE J turnover lost ball (4) |
| 00:30 | 25 SHERFIELD G foul drawn (8) | | | 21 ALLEN-TOVAR J foul personal (5 - 12) |
| 00:30 | | | | 21 ALLEN-TOVAR J substitution out |
| 00:30 | | | | 1 SINGLETON S substitution in |
| 00:30 | 25 SHERFIELD G free throw fast break 1 - 2 made (26) | 78-72 | 6 | |
| 00:30 | 25 SHERFIELD G free throw fast break 2 - 2 made (27) | 79-72 | 7 | |
| 00:23 | | | | 13 JOHNSON J 3pt FG , jump shot missed |
| 00:18 | 1 BLACKSHEAR K defensive rebound (7) | | | |
| END OF GAME | | | | |
| Nevada 79-72 UNM | | | | |



New Mexico at Nevada

03/09/22 Thomas & Mack Center, Las Vegas
2021-22 Men's Basketball

Officials: Randy McCall, Tony Padilla, Shawn Lehigh

New Mexico - 37

| NO. | Name | Min | FG | | | Rebounds | | | Fouls | | TP | AS | TO | ST | Blocks | | +/- |
|---------------|---------------------|---------|-------|------|-------|----------|----|-----|-------|----|----|----|----|----|--------|----|-----|
| | | | M-A | M-A | M-A | OR | DR | TOT | PF | FD | | | | | BS | BA | |
| 21 | Jay Allen-Tovar | F 07:32 | 0-2 | 0-1 | 0-0 | 0 | 1 | 1 | 3 | 1 | 0 | 0 | 0 | 0 | 1 | 1 | 1 |
| 1 | Saquan Singleton | G 09:57 | 0-0 | 0-0 | 0-0 | 1 | 1 | 2 | 1 | 0 | 0 | 0 | 0 | 0 | 0 | 0 | -7 |
| 5 | Jamal Mashburn, Jr. | G 20:00 | 2-10 | 1-3 | 2-2 | 0 | 1 | 1 | 0 | 2 | 7 | 1 | 0 | 0 | 0 | 1 | -8 |
| 10 | Jaelen House | G 13:41 | 2-7 | 0-2 | 8-8 | 0 | 3 | 3 | 1 | 8 | 12 | 4 | 2 | 2 | 0 | 1 | -4 |
| 13 | Javonté Johnson | G 19:59 | 2-4 | 1-3 | 1-2 | 1 | 3 | 4 | 1 | 1 | 6 | 0 | 0 | 0 | 0 | 0 | -7 |
| 30 | Jeremiah Francis | 00:00 | 0-0 | 0-0 | 0-0 | 0 | 0 | 0 | 0 | 0 | 0 | 0 | 0 | 0 | 0 | 0 | 0 |
| 0 | KJ Jenkins | 14:01 | 4-9 | 2-6 | 1-1 | 0 | 2 | 2 | 3 | 1 | 11 | 0 | 0 | 1 | 0 | 0 | 3 |
| 3 | Sebastian Forsling | 10:02 | 0-1 | 0-0 | 1-2 | 1 | 0 | 1 | 3 | 1 | 1 | 0 | 0 | 1 | 0 | 0 | -7 |
| 24 | Taryn Todd | 02:51 | 0-0 | 0-0 | 0-0 | 0 | 0 | 0 | 0 | 0 | 0 | 0 | 0 | 0 | 0 | 0 | -10 |
| 33 | Jordan Arroyo | 01:57 | 0-0 | 0-0 | 0-0 | 0 | 0 | 0 | 0 | 0 | 0 | 0 | 0 | 0 | 0 | 0 | -1 |
| Team | | | | | | 1 | 0 | 1 | | | 0 | | 0 | | | | |
| Totals | | | 10-33 | 4-15 | 13-15 | 4 | 11 | 15 | 12 | 14 | 37 | 5 | 2 | 4 | 1 | 3 | -8 |

| Shooting By Period | | |
|---------------------|-------|-------|
| 2 nd FG% | 10-33 | 30.3% |
| 3PT% | 4-15 | 26.7% |
| FT% | 13-15 | 86.7% |
| GM FG% | 10-33 | 30.3% |
| 3PT% | 4-15 | 26.7% |
| FT% | 13-15 | 86.7% |

Dead Ball Rebounds: 1, 0

Technical Fouls::NONE

Nevada - 45

| NO. | Name | Min | FG | | | Rebounds | | | Fouls | | TP | AS | TO | ST | Blocks | | +/- |
|---------------|-----------------------|---------|-------|-----|-------|----------|----|-----|-------|----|----|----|----|----|--------|----|-----|
| | | | M-A | M-A | M-A | OR | DR | TOT | PF | FD | | | | | BS | BA | |
| 51 | Tré Coleman | F 18:40 | 0-0 | 0-0 | 4-6 | 0 | 3 | 3 | 2 | 3 | 4 | 2 | 2 | 0 | 0 | 0 | 10 |
| 50 | Will Baker | C 08:54 | 3-4 | 0-1 | 0-0 | 0 | 1 | 1 | 1 | 0 | 6 | 0 | 1 | 0 | 0 | 0 | 2 |
| 1 | Kenan Blackshear | G 18:50 | 2-4 | 1-2 | 0-0 | 1 | 4 | 5 | 1 | 0 | 5 | 1 | 2 | 0 | 1 | 0 | 2 |
| 4 | Desmond Cambridge Jr. | G 06:28 | 3-3 | 3-3 | 0-0 | 0 | 0 | 0 | 3 | 0 | 9 | 0 | 1 | 0 | 0 | 0 | 7 |
| 25 | Grant Sherfield | G 20:00 | 5-9 | 1-2 | 4-5 | 0 | 7 | 7 | 1 | 5 | 15 | 5 | 1 | 0 | 0 | 1 | 8 |
| 5 | Warren Washington | 11:11 | 1-4 | 0-0 | 3-3 | 2 | 2 | 4 | 2 | 3 | 5 | 1 | 1 | 0 | 1 | 0 | 4 |
| 20 | Daniel Foster | 15:19 | 0-1 | 0-1 | 1-2 | 0 | 2 | 2 | 4 | 1 | 1 | 0 | 0 | 0 | 1 | 0 | 3 |
| 3 | Alem Huseinovic | 00:38 | 0-0 | 0-0 | 0-0 | 0 | 0 | 0 | 0 | 0 | 0 | 0 | 0 | 1 | 0 | 0 | 4 |
| Team | | | | | | 0 | 1 | 1 | | | 0 | | 0 | | | | |
| Totals | | | 14-25 | 5-9 | 12-16 | 3 | 20 | 23 | 14 | 12 | 45 | 9 | 8 | 1 | 3 | 1 | 8 |

| Shooting By Period | | |
|---------------------|-------|-------|
| 2 nd FG% | 14-25 | 56.0% |
| 3PT% | 5-9 | 55.6% |
| FT% | 12-16 | 75% |
| GM FG% | 14-25 | 56.0% |
| 3PT% | 5-9 | 55.6% |
| FT% | 12-16 | 75.0% |

Dead Ball Rebounds: 1, 0

Technical Fouls::NONE

| | UNM | Nevada |
|------------------|---------------------------|---------------------------|
| Biggest lead | 3 (2 nd 19:42) | 10 (2 nd 4:10) |
| Best Scoring Run | 6(2 nd 1:10) | 8(2 nd 13:12) |
| Lead Changes | 3 | |
| Times Tied | 1 | |
| Time with Lead | 02:28 | 16:49 |

| Points from | UNM | Nevada |
|---------------|-----|--------|
| Turnovers | 4 | 4 |
| Paint | 10 | 18 |
| Second Chance | 1 | 0 |
| Fast Breaks | 6 | 5 |
| Bench | 12 | 6 |

| | Period by Period Scoring | | |
|--------|--------------------------|-----|-----|
| | 1st | 2nd | TOT |
| UNM | 35 | 37 | 72 |
| Nevada | 34 | 45 | 79 |



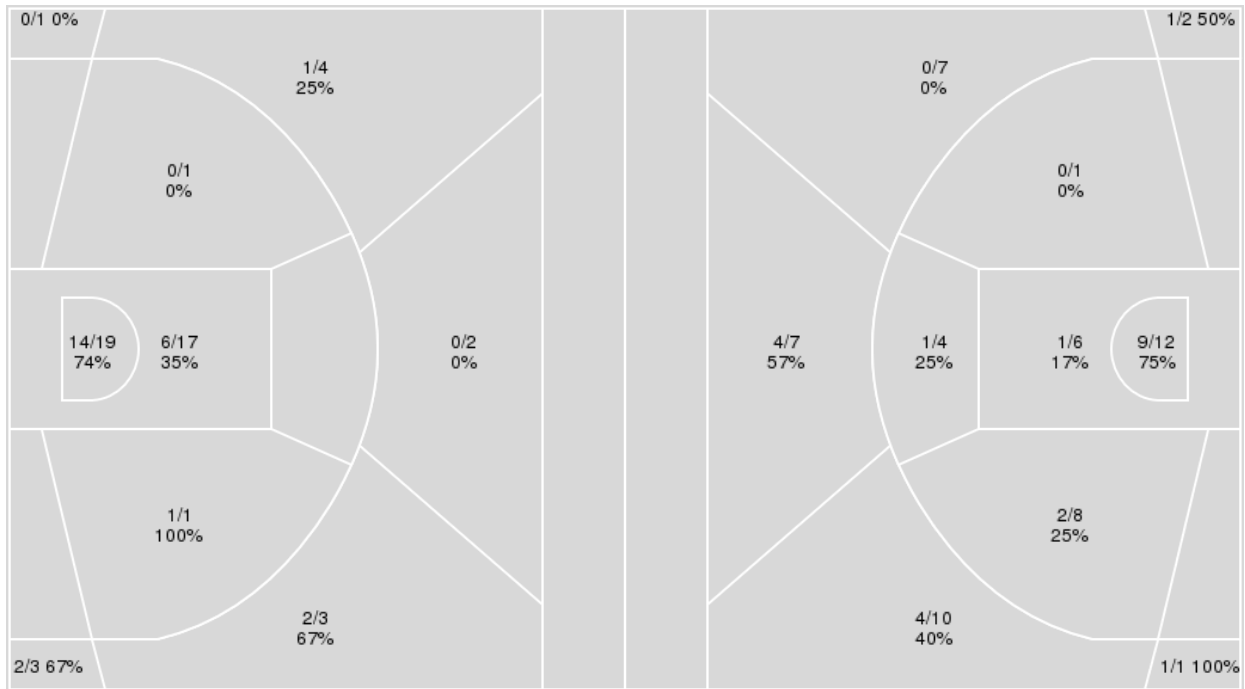
Officials: Randy McCall, Tony Padilla, Shawn Lehigh

{ Players => 0, 1, 2, 3, 4, 5, 11, 15, 20, 21, 25, 30, 42, 51, 50; } FG
 Types => All; Results => All;

{ Players => 0, 1, 3, 4, 5, 10, 13, 20, 21, 23, 24, 30, 33, 34, 35; } FG
 Types => All; Results => All;

Nevada

New Mexico



| Nevada | M/A | % |
|-------------|-------|----|
| Field Goals | 26/51 | 51 |
| 2 Points | 21/38 | 55 |
| 3 Points | 5/13 | 38 |
| Free Throws | 22/30 | 73 |

| New Mexico | M/A | % |
|-------------|-------|----|
| Field Goals | 23/58 | 40 |
| 2 Points | 13/31 | 42 |
| 3 Points | 10/27 | 37 |
| Free Throws | 16/22 | 73 |

**New Mexico at Nevada**03/09/22 Thomas & Mack Center, Las Vegas
2021-22 Men's Basketball

Officials: Randy McCall, Tony Padilla, Shawn Lehigh

New Mexico

| No | Name | Mins | | Score | | Points Diff | | Points per Min | | Assists | | Rebounds | | Steals | | Turnovers | |
|----|---------------------|-------|-------|---------|---------|-------------|-----|----------------|------|---------|-----|----------|-----|--------|-----|-----------|-----|
| | | On | Off | On | Off | On | Off | On | Off | On | Off | On | Off | On | Off | On | Off |
| 0 | KJ Jenkins | 24:53 | 15:07 | 49 - 43 | 23 - 36 | 6 | -13 | 1.97 | 1.52 | 7 | 5 | 18 | 12 | 4 | 1 | 7 | 9 |
| 1 | Saquan Singleton | 28:30 | 11:30 | 50 - 56 | 22 - 23 | -6 | -1 | 1.75 | 1.91 | 7 | 5 | 20 | 10 | 3 | 2 | 14 | 2 |
| 3 | Sebastian Forsling | 21:17 | 18:43 | 34 - 40 | 38 - 39 | -6 | -1 | 1.60 | 2.03 | 6 | 6 | 18 | 12 | 3 | 2 | 7 | 9 |
| 5 | Jamal Mashburn, Jr. | 31:07 | 08:53 | 54 - 62 | 18 - 17 | -8 | 1 | 1.74 | 2.03 | 9 | 3 | 23 | 7 | 5 | 0 | 12 | 4 |
| 10 | Jaelen House | 29:00 | 11:00 | 56 - 51 | 16 - 28 | 5 | -12 | 1.93 | 1.45 | 12 | 0 | 21 | 9 | 4 | 1 | 11 | 5 |
| 13 | Javonté Johnson | 38:24 | 01:36 | 67 - 74 | 5 - 5 | -7 | 0 | 1.74 | 3.13 | 12 | 0 | 30 | 0 | 4 | 1 | 14 | 2 |
| 21 | Jay Allen-Tovar | 11:57 | 28:03 | 21 - 22 | 51 - 57 | -1 | -6 | 1.76 | 1.82 | 5 | 7 | 7 | 23 | 2 | 3 | 5 | 11 |
| 24 | Taryn Todd | 06:25 | 33:35 | 8 - 23 | 64 - 56 | -15 | 8 | 1.25 | 1.91 | 1 | 11 | 5 | 25 | 0 | 5 | 4 | 12 |
| 30 | Jeremiah Francis | 02:10 | 37:50 | 4 - 8 | 68 - 71 | -4 | -3 | 1.85 | 1.80 | 0 | 12 | 3 | 27 | 0 | 5 | 2 | 14 |
| 33 | Jordan Arroyo | 06:17 | 33:43 | 17 - 16 | 55 - 63 | 1 | -8 | 2.71 | 1.63 | 1 | 11 | 5 | 25 | 0 | 5 | 4 | 12 |

Nevada

| No | Name | Mins | | Score | | Points Diff | | Points per Min | | Assists | | Rebounds | | Steals | | Turnovers | |
|----|-----------------------|-------|-------|---------|---------|-------------|-----|----------------|------|---------|-----|----------|-----|--------|-----|-----------|-----|
| | | On | Off | On | Off | On | Off | On | Off | On | Off | On | Off | On | Off | On | Off |
| 1 | Kenan Blackshear | 36:30 | 03:30 | 69 - 64 | 10 - 8 | 5 | 2 | 1.89 | 2.86 | 10 | 2 | 38 | 2 | 4 | 1 | 17 | 1 |
| 3 | Alem Huseinovic | 00:38 | 39:22 | 4 - 0 | 75 - 72 | 4 | 3 | 6.32 | 1.91 | 0 | 12 | 1 | 39 | 1 | 4 | 0 | 18 |
| 4 | Desmond Cambridge Jr. | 18:40 | 21:20 | 35 - 32 | 44 - 40 | 3 | 4 | 1.88 | 2.06 | 4 | 8 | 14 | 26 | 2 | 3 | 8 | 10 |
| 5 | Warren Washington | 24:56 | 15:04 | 49 - 51 | 30 - 21 | -2 | 9 | 1.97 | 1.99 | 6 | 6 | 20 | 20 | 4 | 1 | 13 | 5 |
| 20 | Daniel Foster | 25:39 | 14:21 | 52 - 51 | 27 - 21 | 1 | 6 | 2.03 | 1.88 | 10 | 2 | 29 | 11 | 3 | 2 | 10 | 8 |
| 25 | Grant Sherfield | 38:13 | 01:47 | 77 - 69 | 2 - 3 | 8 | -1 | 2.01 | 1.12 | 12 | 0 | 38 | 2 | 5 | 0 | 17 | 1 |
| 42 | K.J. Hymes | 05:42 | 34:18 | 9 - 10 | 70 - 62 | -1 | 8 | 1.58 | 2.04 | 1 | 11 | 4 | 36 | 0 | 5 | 4 | 14 |
| 50 | Will Baker | 15:09 | 24:51 | 30 - 23 | 49 - 49 | 7 | 0 | 1.98 | 1.97 | 6 | 6 | 20 | 20 | 1 | 4 | 5 | 13 |
| 51 | Tré Coleman | 34:33 | 05:27 | 70 - 60 | 9 - 12 | 10 | -3 | 2.03 | 1.65 | 11 | 1 | 36 | 4 | 5 | 0 | 16 | 2 |

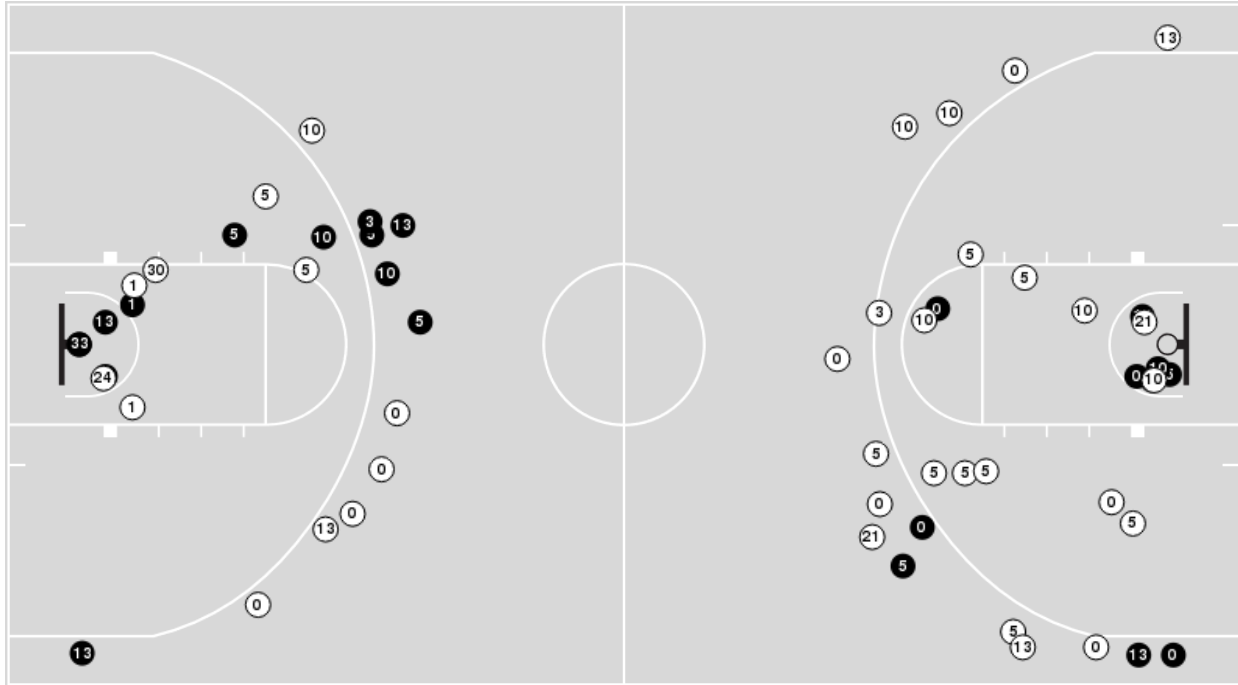


Officials: Randy McCall, Tony Padilla, Shawn Lehigh

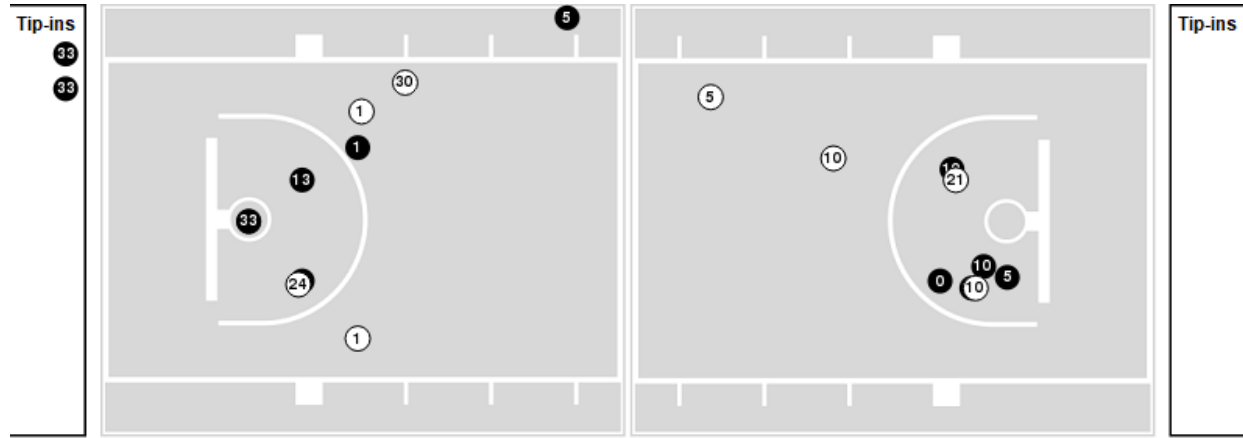
Players => 0, 1, 3, 4, 5, 10, 13, 20, 21, 23, 24, 30, 33, 34, 35FG Types=>AllResults=>All

New Mexico

All Field Goals



Blow Up Chart



● Made ○ Missed N - Player Number

| New Mexico | M/A | % |
|-------------|-------|----|
| Field Goals | 23/58 | 40 |
| 2 Points | 13/31 | 42 |
| 3 Points | 10/27 | 37 |
| Free Throws | 16/22 | 73 |

| New Mexico | M/A | % |
|----------------------|--------------|-----|
| Points in the Paint | 20 (10 / 18) | 56 |
| Fast Break Points | 6 (5/5) | 100 |
| Second Chance Points | 7 (4/9) | 44 |
| Effective FG% | 48 | |

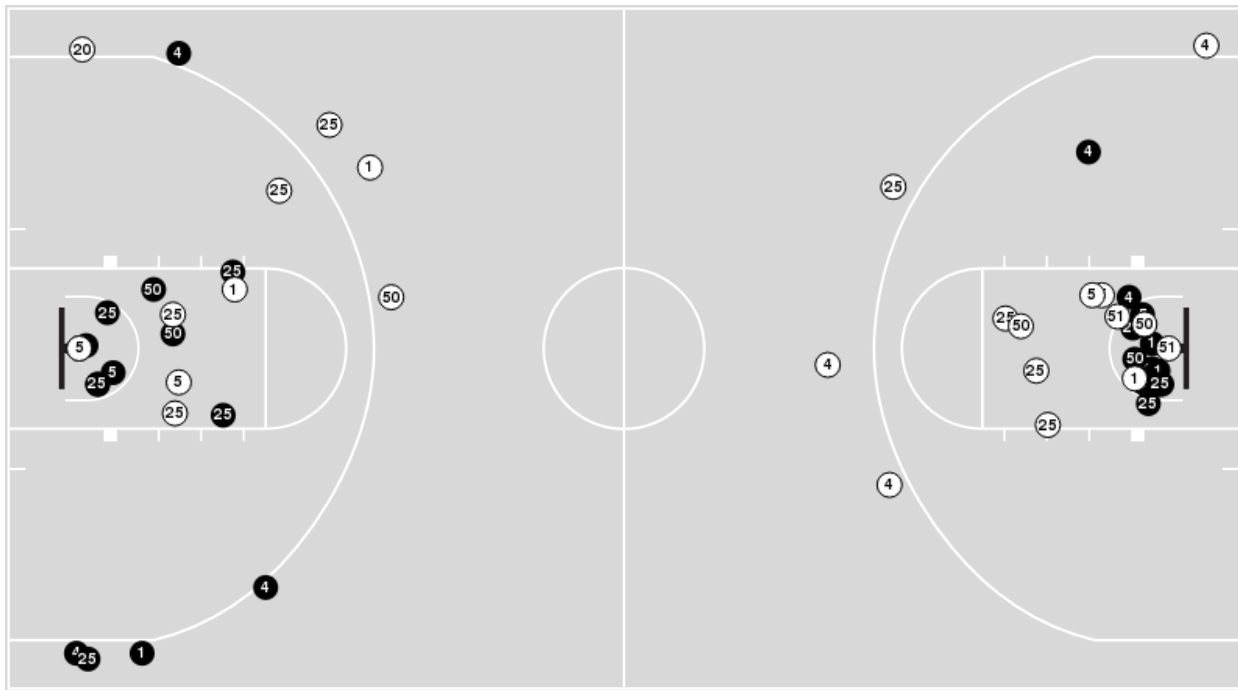


Officials: Randy McCall, Tony Padilla, Shawn Lehigh

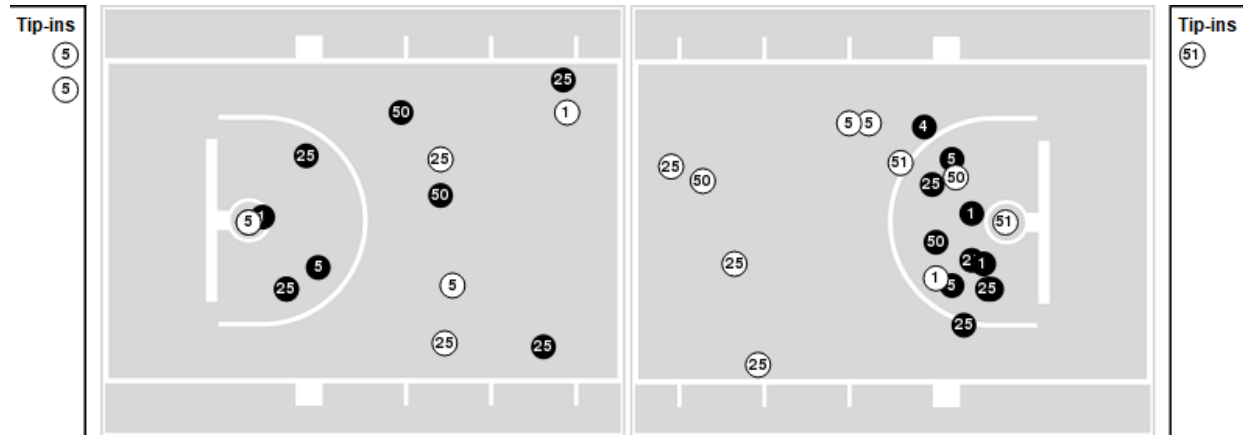
Players => 0, 1, 2, 3, 4, 5, 11, 15, 20, 21, 25, 30, 42, 51, 50FG Types=>AllResults=>All

Nevada

All Field Goals



Blow Up Chart



N Made **O** Missed N - Player Number

| Nevada | M/A | % |
|-------------|-------|----|
| Field Goals | 26/51 | 51 |
| 2 Points | 21/38 | 55 |
| 3 Points | 5/13 | 38 |
| Free Throws | 22/30 | 73 |

| Nevada | M/A | % |
|----------------------|--------------|----|
| Points in the Paint | 40 (20 / 36) | 56 |
| Fast Break Points | 11 (9/12) | 75 |
| Second Chance Points | 5 (4/10) | 40 |
| Effective FG% | 56 | |



New Mexico at Nevada

03/09/22 Thomas & Mack Center, Las Vegas
2021-22 Men's Basketball

Officials: Randy McCall, Tony Padilla, Shawn Lehigh

New Mexico

| Lineup | Quarter On | Time On | Quarter Off | Time Off | Time on Court | Score | Score Diff | Reb | Stl | Tov | Ass | PPP |
|--|------------|---------|-------------|----------|---------------|-------|------------|-----|-----|-----|-----|--------|
| 1- Singleton S/ 5- Mashburn, Jr. J/ 10- House J/ 13- Johnson J/ 21- Allen-Tovar J/ | 1 | 20:00 | 1 | 16:13 | 03:47 | 3-6 | -3 | 2 | 0 | 4 | 1 | 0.4360 |
| 0- Jenkins K/ 3- Forsling S/ 5- Mashburn, Jr. J/ 10- House J/ 13- Johnson J/ | 1 | 16:13 | 1 | 14:46 | 01:27 | 2-2 | 0 | 2 | 0 | 1 | 1 | 0.6667 |
| 0- Jenkins K/ 1- Singleton S/ 3- Forsling S/ 5- Mashburn, Jr. J/ 10- House J/ | 1 | 14:46 | 1 | 13:11 | 01:35 | 5-4 | 1 | 0 | 1 | 2 | 0 | 1.2500 |
| 1- Singleton S/ 3- Forsling S/ 5- Mashburn, Jr. J/ 10- House J/ 13- Johnson J/ | 1 | 13:11 | 1 | 12:26 | 00:45 | 3-0 | 3 | 2 | 0 | 0 | 1 | 3.0000 |
| 1- Singleton S/ 5- Mashburn, Jr. J/ 10- House J/ 13- Johnson J/ 21- Allen-Tovar J/ | 1 | 12:26 | 1 | 11:56 | 00:30 | 3-0 | 3 | 0 | 0 | 0 | 1 | 3.0000 |
| 0- Jenkins K/ 1- Singleton S/ 10- House J/ 13- Johnson J/ 21- Allen-Tovar J/ | 1 | 11:56 | 1 | 11:48 | 00:08 | 0-2 | -2 | 0 | 0 | 0 | 0 | 0.0000 |
| 0- Jenkins K/ 1- Singleton S/ 3- Forsling S/ 10- House J/ 13- Johnson J/ | 1 | 11:48 | 1 | 07:23 | 04:25 | 8-6 | 2 | 3 | 0 | 1 | 3 | 1.1429 |
| 0- Jenkins K/ 1- Singleton S/ 10- House J/ 13- Johnson J/ 33- Arroyo J/ | 1 | 07:23 | 1 | 05:13 | 02:10 | 6-1 | 5 | 1 | 0 | 1 | 0 | 1.3889 |
| 1- Singleton S/ 3- Forsling S/ 5- Mashburn, Jr. J/ 10- House J/ 13- Johnson J/ | 1 | 05:13 | 1 | 04:41 | 00:32 | 0-0 | 0 | 0 | 0 | 0 | 0 | 0.0000 |
| 0- Jenkins K/ 1- Singleton S/ 3- Forsling S/ 5- Mashburn, Jr. J/ 13- Johnson J/ | 1 | 04:41 | 1 | 03:34 | 01:07 | 0-3 | -3 | 1 | 0 | 2 | 0 | 0.0000 |
| 1- Singleton S/ 3- Forsling S/ 5- Mashburn, Jr. J/ 13- Johnson J/ 24- Todd T/ | 1 | 03:34 | 1 | 02:10 | 01:24 | 0-2 | -2 | 1 | 0 | 1 | 0 | 0.0000 |
| 1- Singleton S/ 5- Mashburn, Jr. J/ 13- Johnson J/ 24- Todd T/ 33- Arroyo J/ | 1 | 02:10 | 1 | 02:10 | 00:00 | 1-0 | 1 | 0 | 0 | 0 | 0 | 2.2727 |
| 1- Singleton S/ 13- Johnson J/ 24- Todd T/ 30- Francis J/ 33- Arroyo J/ | 1 | 02:10 | 2 | 20:00 | 02:10 | 4-8 | -4 | 3 | 0 | 2 | 0 | 0.9009 |
| 0- Jenkins K/ 1- Singleton S/ 3- Forsling S/ 5- Mashburn, Jr. J/ 13- Johnson J/ | 2 | 20:00 | 2 | 17:37 | 02:23 | 4-6 | -2 | 1 | 0 | 0 | 0 | 0.8197 |
| 1- Singleton S/ 5- Mashburn, Jr. J/ 10- House J/ 13- Johnson J/ 21- Allen-Tovar J/ | 2 | 17:37 | 2 | 15:53 | 01:44 | 2-2 | 0 | 2 | 1 | 0 | 0 | 0.5000 |
| 0- Jenkins K/ 5- Mashburn, Jr. J/ 10- House J/ 13- Johnson J/ 21- Allen-Tovar J/ | 2 | 15:53 | 2 | 14:12 | 01:41 | 2-2 | 0 | 2 | 0 | 0 | 1 | 0.6667 |
| 5- Mashburn, Jr. J/ 10- House J/ 13- Johnson J/ 21- Allen-Tovar J/ 24- Todd T/ | 2 | 14:12 | 2 | 13:46 | 00:26 | 0-1 | -1 | 0 | 0 | 0 | 0 | 0.0000 |
| 3- Forsling S/ 5- Mashburn, Jr. J/ 10- House J/ 21- Allen-Tovar J/ 24- Todd T/ | 2 | 13:46 | 2 | 13:45 | 00:01 | 0-1 | -1 | 0 | 0 | 0 | 0 | 0.0000 |
| 3- Forsling S/ 5- Mashburn, Jr. J/ 10- House J/ 13- Johnson J/ 24- Todd T/ | 2 | 13:45 | 2 | 11:59 | 01:46 | 3-7 | -4 | 1 | 0 | 0 | 1 | 1.5000 |
| 0- Jenkins K/ 3- Forsling S/ 5- Mashburn, Jr. J/ 10- House J/ 13- Johnson J/ | 2 | 11:59 | 2 | 10:17 | 01:42 | 4-0 | 4 | 3 | 1 | 0 | 0 | 1.0638 |
| 1- Singleton S/ 3- Forsling S/ 5- Mashburn, Jr. J/ 10- House J/ 13- Johnson J/ | 2 | 10:17 | 2 | 10:17 | 00:00 | 0-0 | 0 | 0 | 0 | 0 | 0 | 0.0000 |
| 1- Singleton S/ 5- Mashburn, Jr. J/ 10- House J/ 13- Johnson J/ 33- Arroyo J/ | 2 | 10:17 | 2 | 08:53 | 01:24 | 4-5 | -1 | 1 | 0 | 1 | 1 | 1.3889 |
| 0- Jenkins K/ 1- Singleton S/ 5- Mashburn, Jr. J/ 13- Johnson J/ 33- Arroyo J/ | 2 | 08:53 | 2 | 08:20 | 00:33 | 2-2 | 0 | 0 | 0 | 0 | 0 | 2.0000 |
| 0- Jenkins K/ 1- Singleton S/ 3- Forsling S/ 5- Mashburn, Jr. J/ 13- Johnson J/ | 2 | 08:20 | 2 | 04:57 | 03:23 | 5-7 | -2 | 3 | 1 | 0 | 0 | 0.9398 |
| 0- Jenkins K/ 3- Forsling S/ 5- Mashburn, Jr. J/ 10- House J/ 13- Johnson J/ | 2 | 04:57 | 2 | 04:10 | 00:47 | 0-2 | -2 | 1 | 0 | 0 | 0 | 0.0000 |
| 0- Jenkins K/ 5- Mashburn, Jr. J/ 10- House J/ 13- Johnson J/ 21- Allen-Tovar J/ | 2 | 04:10 | 2 | 00:38 | 03:32 | 11-6 | 5 | 1 | 1 | 0 | 2 | 1.6272 |
| 5- Mashburn, Jr. J/ 10- House J/ 13- Johnson J/ 21- Allen-Tovar J/ 24- Todd T/ | 2 | 00:38 | 2 | 00:30 | 00:08 | 0-2 | -2 | 0 | 0 | 1 | 0 | 0.0000 |
| 1- Singleton S/ 5- Mashburn, Jr. J/ 10- House J/ 13- Johnson J/ 24- Todd T/ | 2 | 00:30 | 2 | 00:00 | 00:30 | 0-2 | -2 | 0 | 0 | 0 | 0 | 0.0000 |



New Mexico at Nevada

03/09/22 Thomas & Mack Center, Las Vegas
2021-22 Men's Basketball

Game Time: 11:00 AM
Game Duration: 2:02

Officials: Randy McCall, Tony Padilla, Shawn Lehigh

Nevada

| Lineup | Quarter On | Time On | Quarter Off | Time Off | Time on Court | Score | Score Diff | Reb | Stl | Tov | Ass | PPP |
|--|------------|---------|-------------|----------|---------------|-------|------------|-----|-----|-----|-----|--------|
| 1- Blakshear K/ 4- Cambridge Jr. D/ 25- Sherfield G/ 51- Coleman T/ 50- Baker W/ | 1 | 20:00 | 1 | 17:15 | 02:45 | 4-3 | 1 | 2 | 1 | 1 | 0 | 0.8197 |
| 1- Blakshear K/ 4- Cambridge Jr. D/ 5- Washington W/ 25- Sherfield G/ 51- Coleman T/ | 1 | 17:15 | 1 | 14:46 | 02:29 | 4-2 | 2 | 2 | 0 | 2 | 0 | 0.8000 |
| 4- Cambridge Jr. D/ 5- Washington W/ 20- Foster D/ 25- Sherfield G/ 51- Coleman T/ | 1 | 14:46 | 1 | 12:26 | 02:20 | 4-8 | -4 | 0 | 1 | 1 | 1 | 0.8000 |
| 1- Blakshear K/ 4- Cambridge Jr. D/ 5- Washington W/ 20- Foster D/ 25- Sherfield G/ | 1 | 12:26 | 1 | 11:56 | 00:30 | 0-3 | -3 | 0 | 0 | 0 | 0 | 0.0000 |
| 1- Blakshear K/ 20- Foster D/ 25- Sherfield G/ 42- Hymes K/ 50- Baker W/ | 1 | 11:56 | 1 | 10:40 | 01:16 | 4-3 | 1 | 1 | 0 | 1 | 1 | 1.1628 |
| 1- Blakshear K/ 4- Cambridge Jr. D/ 25- Sherfield G/ 42- Hymes K/ 50- Baker W/ | 1 | 10:40 | 1 | 09:49 | 00:51 | 2-0 | 2 | 0 | 0 | 0 | 0 | 2.2727 |
| 1- Blakshear K/ 4- Cambridge Jr. D/ 5- Washington W/ 25- Sherfield G/ 42- Hymes K/ | 1 | 09:49 | 1 | 09:10 | 00:39 | 0-2 | -2 | 0 | 0 | 1 | 0 | 0.0000 |
| 1- Blakshear K/ 4- Cambridge Jr. D/ 5- Washington W/ 42- Hymes K/ 51- Coleman T/ | 1 | 09:10 | 1 | 07:23 | 01:47 | 2-3 | -1 | 2 | 0 | 1 | 0 | 0.8197 |
| 1- Blakshear K/ 5- Washington W/ 25- Sherfield G/ 42- Hymes K/ 51- Coleman T/ | 1 | 07:23 | 1 | 06:14 | 01:09 | 1-2 | -1 | 1 | 0 | 1 | 0 | 0.5319 |
| 1- Blakshear K/ 5- Washington W/ 20- Foster D/ 25- Sherfield G/ 51- Coleman T/ | 1 | 06:14 | 1 | 05:13 | 01:01 | 0-4 | -4 | 1 | 1 | 2 | 0 | 0.0000 |
| 1- Blakshear K/ 20- Foster D/ 25- Sherfield G/ 51- Coleman T/ 50- Baker W/ | 1 | 05:13 | 1 | 04:41 | 00:32 | 0-0 | 0 | 4 | 0 | 0 | 0 | 0.0000 |
| 1- Blakshear K/ 4- Cambridge Jr. D/ 20- Foster D/ 25- Sherfield G/ 50- Baker W/ | 1 | 04:41 | 1 | 03:50 | 00:51 | 1-0 | 1 | 2 | 0 | 0 | 0 | 0.5319 |
| 1- Blakshear K/ 5- Washington W/ 20- Foster D/ 25- Sherfield G/ 51- Coleman T/ | 1 | 03:50 | 2 | 20:00 | 03:50 | 12-5 | 7 | 2 | 1 | 0 | 1 | 1.7751 |
| 1- Blakshear K/ 4- Cambridge Jr. D/ 20- Foster D/ 25- Sherfield G/ 50- Baker W/ | 2 | 20:00 | 2 | 18:40 | 01:20 | 2-4 | -2 | 1 | 0 | 0 | 0 | 1.0000 |
| 1- Blakshear K/ 20- Foster D/ 25- Sherfield G/ 51- Coleman T/ 50- Baker W/ | 2 | 18:40 | 2 | 15:53 | 02:47 | 6-2 | 4 | 5 | 0 | 2 | 2 | 1.0204 |
| 1- Blakshear K/ 5- Washington W/ 20- Foster D/ 25- Sherfield G/ 51- Coleman T/ | 2 | 15:53 | 2 | 14:12 | 01:41 | 2-2 | 0 | 2 | 0 | 1 | 1 | 0.5155 |
| 1- Blakshear K/ 4- Cambridge Jr. D/ 5- Washington W/ 25- Sherfield G/ 51- Coleman T/ | 2 | 14:12 | 2 | 14:12 | 00:00 | 0-0 | 0 | 0 | 0 | 0 | 0 | 0.0000 |
| 4- Cambridge Jr. D/ 5- Washington W/ 20- Foster D/ 25- Sherfield G/ 51- Coleman T/ | 2 | 14:12 | 2 | 13:02 | 01:10 | 6-0 | 6 | 2 | 0 | 0 | 1 | 2.5862 |
| 1- Blakshear K/ 4- Cambridge Jr. D/ 5- Washington W/ 25- Sherfield G/ 51- Coleman T/ | 2 | 13:02 | 2 | 11:42 | 01:20 | 3-3 | 0 | 0 | 0 | 0 | 1 | 3.0000 |
| 1- Blakshear K/ 5- Washington W/ 20- Foster D/ 25- Sherfield G/ 51- Coleman T/ | 2 | 11:42 | 2 | 10:51 | 00:51 | 0-2 | -2 | 2 | 0 | 0 | 0 | 0.0000 |
| 1- Blakshear K/ 20- Foster D/ 25- Sherfield G/ 51- Coleman T/ 50- Baker W/ | 2 | 10:51 | 2 | 06:09 | 04:42 | 11-9 | 2 | 5 | 0 | 1 | 3 | 1.3959 |
| 1- Blakshear K/ 4- Cambridge Jr. D/ 5- Washington W/ 25- Sherfield G/ 51- Coleman T/ | 2 | 06:09 | 2 | 03:31 | 02:38 | 7-4 | 3 | 3 | 0 | 2 | 1 | 1.3158 |
| 1- Blakshear K/ 5- Washington W/ 20- Foster D/ 25- Sherfield G/ 51- Coleman T/ | 2 | 03:31 | 2 | 00:42 | 02:48 | 4-9 | -5 | 2 | 0 | 2 | 0 | 0.8000 |
| 1- Blakshear K/ 5- Washington W/ 25- Sherfield G/ 51- Coleman T/ 50- Baker W/ | 2 | 00:42 | 2 | 00:38 | 00:05 | 0-2 | -2 | 0 | 0 | 0 | 0 | 0.0000 |
| 1- Blakshear K/ 3- Huseinovic A/ 5- Washington W/ 25- Sherfield G/ 51- Coleman T/ | 2 | 00:38 | 2 | 00:00 | 00:38 | 4-0 | 4 | 1 | 1 | 0 | 0 | 2.2727 |



New Mexico at Nevada

03/09/22 Thomas & Mack Center, Las Vegas
2021-22 Men's Basketball

Game Time: 11:00 AM
Game Duration: 2:02

Officials: Randy McCall, Tony Padilla, Shawn Lehigh

New Mexico

| Lineup | Time | Score | Score Diff | Pts/Min | Reb | Stl | Tov | Ass | PPP |
|--|-------|-------|------------|---------|-----|-----|-----|-----|--------|
| 0- Jenkins K/ 1- Singleton S/ 3- Forsling S/ 5- Mashburn, Jr. J/ 13- Johnson J/ | 06:53 | 9-16 | -7 | 1.3075 | 5 | 1 | 2 | 0 | 0.6818 |
| 1- Singleton S/ 5- Mashburn, Jr. J/ 10- House J/ 13- Johnson J/ 21- Allen-Tovar J/ | 06:01 | 8-8 | 0 | 1.3296 | 4 | 1 | 4 | 2 | 0.6734 |
| 0- Jenkins K/ 5- Mashburn, Jr. J/ 10- House J/ 13- Johnson J/ 21- Allen-Tovar J/ | 05:13 | 13-8 | 5 | 2.4920 | 3 | 1 | 0 | 3 | 1.3320 |
| 0- Jenkins K/ 1- Singleton S/ 3- Forsling S/ 10- House J/ 13- Johnson J/ | 04:25 | 8-6 | 2 | 1.8113 | 3 | 0 | 1 | 3 | 1.1429 |
| 0- Jenkins K/ 3- Forsling S/ 5- Mashburn, Jr. J/ 10- House J/ 13- Johnson J/ | 03:56 | 6-4 | 2 | 1.5254 | 6 | 1 | 1 | 1 | 0.7732 |
| 0- Jenkins K/ 1- Singleton S/ 10- House J/ 13- Johnson J/ 33- Arroyo J/ | 02:10 | 6-1 | 5 | 2.7692 | 1 | 0 | 1 | 0 | 1.3889 |
| 1- Singleton S/ 13- Johnson J/ 24- Todd T/ 30- Francis J/ 33- Arroyo J/ | 02:10 | 4-8 | -4 | 1.8462 | 3 | 0 | 2 | 0 | 0.9009 |
| 3- Forsling S/ 5- Mashburn, Jr. J/ 10- House J/ 13- Johnson J/ 24- Todd T/ | 01:46 | 3-7 | -4 | 1.6981 | 1 | 0 | 0 | 1 | 1.5000 |
| 0- Jenkins K/ 1- Singleton S/ 3- Forsling S/ 5- Mashburn, Jr. J/ 10- House J/ | 01:35 | 5-4 | 1 | 3.1579 | 0 | 1 | 2 | 0 | 1.2500 |
| 1- Singleton S/ 3- Forsling S/ 5- Mashburn, Jr. J/ 13- Johnson J/ 24- Todd T/ | 01:24 | 0-2 | -2 | 0.0000 | 1 | 0 | 1 | 0 | 0.0000 |
| 1- Singleton S/ 5- Mashburn, Jr. J/ 10- House J/ 13- Johnson J/ 33- Arroyo J/ | 01:24 | 4-5 | -1 | 2.8571 | 1 | 0 | 1 | 1 | 1.3889 |
| 1- Singleton S/ 3- Forsling S/ 5- Mashburn, Jr. J/ 10- House J/ 13- Johnson J/ | 01:17 | 3-0 | 3 | 2.3377 | 2 | 0 | 0 | 1 | 1.5000 |
| 5- Mashburn, Jr. J/ 10- House J/ 13- Johnson J/ 21- Allen-Tovar J/ 24- Todd T/ | 00:34 | 0-3 | -3 | 0.0000 | 0 | 0 | 1 | 0 | 0.0000 |
| 0- Jenkins K/ 1- Singleton S/ 5- Mashburn, Jr. J/ 13- Johnson J/ 33- Arroyo J/ | 00:33 | 2-2 | 0 | 3.6364 | 0 | 0 | 0 | 0 | 2.0000 |
| 1- Singleton S/ 5- Mashburn, Jr. J/ 10- House J/ 13- Johnson J/ 24- Todd T/ | 00:30 | 0-2 | -2 | 0.0000 | 0 | 0 | 0 | 0 | 0.0000 |
| 0- Jenkins K/ 1- Singleton S/ 10- House J/ 13- Johnson J/ 21- Allen-Tovar J/ | 00:08 | 0-2 | -2 | 0.0000 | 0 | 0 | 0 | 0 | 0.0000 |
| 3- Forsling S/ 5- Mashburn, Jr. J/ 10- House J/ 21- Allen-Tovar J/ 24- Todd T/ | 00:01 | 0-1 | -1 | 0.0000 | 0 | 0 | 0 | 0 | 0.0000 |
| 1- Singleton S/ 5- Mashburn, Jr. J/ 13- Johnson J/ 24- Todd T/ 33- Arroyo J/ | 00:00 | 1-0 | 1 | ∞ | 0 | 0 | 0 | 0 | 2.2727 |



New Mexico at Nevada

03/09/22 Thomas & Mack Center, Las Vegas
2021-22 Men's Basketball

Game Time: 11:00 AM
Game Duration: 2:02

Officials: Randy McCall, Tony Padilla, Shawn Lehigh

Nevada

| Lineup | Time | Score | Score Diff | Pts/Min | Reb | Stl | Tov | Ass | PPP |
|---|-------|-------|------------|---------|-----|-----|-----|-----|--------|
| 1- Blackshear K/ 5- Washington W/ 20- Foster D/ 25- Sherfield G/ 51- Coleman T/ | 10:11 | 18-22 | -4 | 1.7676 | 9 | 2 | 5 | 2 | 0.9165 |
| 1- Blackshear K/ 20- Foster D/ 25- Sherfield G/ 51- Coleman T/ 50- Baker W/ | 08:01 | 17-11 | 6 | 2.1206 | 14 | 0 | 3 | 5 | 1.2355 |
| 1- Blackshear K/ 4- Cambridge Jr. D/ 5- Washington W/ 25- Sherfield G/ 51- Coleman T/ | 06:27 | 14-9 | 5 | 2.1705 | 5 | 0 | 4 | 2 | 1.2367 |
| 4- Cambridge Jr. D/ 5- Washington W/ 20- Foster D/ 25- Sherfield G/ 51- Coleman T/ | 03:30 | 10-8 | 2 | 2.8571 | 2 | 1 | 1 | 2 | 1.3661 |
| 1- Blackshear K/ 4- Cambridge Jr. D/ 25- Sherfield G/ 51- Coleman T/ 50- Baker W/ | 02:45 | 4-3 | 1 | 1.4545 | 2 | 1 | 1 | 0 | 0.8197 |
| 1- Blackshear K/ 4- Cambridge Jr. D/ 20- Foster D/ 25- Sherfield G/ 50- Baker W/ | 02:11 | 3-4 | -1 | 1.3740 | 3 | 0 | 0 | 0 | 0.7732 |
| 1- Blackshear K/ 4- Cambridge Jr. D/ 5- Washington W/ 42- Hymes K/ 51- Coleman T/ | 01:47 | 2-3 | -1 | 1.1215 | 2 | 0 | 1 | 0 | 0.8197 |
| 1- Blackshear K/ 20- Foster D/ 25- Sherfield G/ 42- Hymes K/ 50- Baker W/ | 01:16 | 4-3 | 1 | 3.1579 | 1 | 0 | 1 | 1 | 1.1628 |
| 1- Blackshear K/ 5- Washington W/ 25- Sherfield G/ 42- Hymes K/ 51- Coleman T/ | 01:09 | 1-2 | -1 | 0.8696 | 1 | 0 | 1 | 0 | 0.5319 |
| 1- Blackshear K/ 4- Cambridge Jr. D/ 25- Sherfield G/ 42- Hymes K/ 50- Baker W/ | 00:51 | 2-0 | 2 | 2.3529 | 0 | 0 | 0 | 0 | 2.2727 |
| 1- Blackshear K/ 4- Cambridge Jr. D/ 5- Washington W/ 25- Sherfield G/ 42- Hymes K/ | 00:39 | 0-2 | -2 | 0.0000 | 0 | 0 | 1 | 0 | 0.0000 |
| 1- Blackshear K/ 3- Huseinovic A/ 5- Washington W/ 25- Sherfield G/ 51- Coleman T/ | 00:38 | 4-0 | 4 | 6.3158 | 1 | 1 | 0 | 0 | 2.2727 |
| 1- Blackshear K/ 4- Cambridge Jr. D/ 5- Washington W/ 20- Foster D/ 25- Sherfield G/ | 00:30 | 0-3 | -3 | 0.0000 | 0 | 0 | 0 | 0 | 0.0000 |
| 1- Blackshear K/ 5- Washington W/ 25- Sherfield G/ 51- Coleman T/ 50- Baker W/ | 00:05 | 0-2 | -2 | 0.0000 | 0 | 0 | 0 | 0 | 0.0000 |