























  
 @UNMLOBOWBB  






*Lobos*  
**2021-22**  
 WOMEN'S BASKETBALL

**HOME**

 <b>10.31</b> WESTERN COLORADO	 <b>11.4</b> EASTERN NEW MEXICO	 <b>11.9</b> LAMAR	 <b>11.12</b> NORTHERN NEW MEXICO	 <b>11.16</b> PRAIRIE VIEW A&M	 <b>11.23</b> HOUSTON BAPTIST	 <b>11.30</b> GRAMBLING STATE	 <b>12.3</b> NEW MEXICO STATE	 <b>12.19</b> UTEP
 <b>12.28</b> SAN JOSÉ STATE	 <b>1.3</b> UNLV	 <b>1.9</b> SAN DIEGO STATE	 <b>1.22</b> FRESNO STATE	 <b>2.2</b> COLORADO STATE	 <b>2.5</b> WYOMING	 <b>2.9</b> AIR FORCE	 <b>2.16</b> UTAH STATE	 <b>2.19</b> BOISE STATE

**MEDIA GUIDE**

**THE UNIVERSITY OF NEW MEXICO**

Location ..... Albuquerque, N.M.  
 Founded ..... 1889 by Territorial Legislature  
 Enrollment ..... 22,225  
 Nickname ..... Lobos  
 Colors ..... Cherry (PMS 200) & Silver (PMS Cool Gray 6)  
 Conference ..... Mountain West Conference  
 National Affiliation ..... NCAA Division I  
 President ..... Dr. Garnett Stokes  
 Director of Athletics ..... Eddie Nuñez  
 Deputy A.D. for External Affairs ..... David Williams  
 Deputy A.D. for Internal Affairs/SWA ..... Janice Ruggiero  
 Faculty Representative ..... Karen Gaudreault, Ph.D

**HISTORY**

First Season ..... 1974-75  
 Overall Record ..... 693-561 (.553) in 43 seasons  
 Overall MW Record ..... 205-145 (.586) in 22 seasons  
 Postseason Tournament Appearances ..... 18  
 NCAA Tournament Appearances ..... 8  
 Last NCAA Postseason Appearance ..... 2020-21 (WNIT)  
 Last NCAA Postseason Opponent ..... California Baptist  
 Last NCAA Postseason Result ..... L, 90-85  
 MW Regular Season Championships ..... 3  
 ..... (2003-04, 2004-05, 2020-21)  
 MW Tournament Championships ..... 5  
 ..... (2002-03, 2003-04, 2004-05, 2006-07, 2007-08)

**FACILITY**

Facility ..... The Pit  
 Capacity ..... 15,411  
 Age ..... Built in 1966 (Renovated in 2009-10)  
 All-Time Home Record ..... 431-216 (.666)

**STAFF**

Head Coach: Mike Bradbury (Chattanooga, 1993)  
 Record at UNM (Years): 94-55 (6th season)  
 Career Record (Years): 272-172 (15th season)  
 Head Coach Phone: 505-925-5770  
 Women's Basketball Fax: 505-925-5779  
 Assistant Coach: Valerie King (6th season)  
 Alma Mater: Cincinnati, 2004  
 Assistant Coach: Kabrina Merriweather (1st season)  
 Alma Mater: Georgia Southwestern St., 2015  
 Assistant Coach: Symone Denham (4th season)  
 Alma Mater: Wright State, 2016  
 Special Asst. to the Head Coach: Ryan Freeman (1st season)  
 Dir. of Player Development: Nike McClure (1st season)  
 Athletic Trainer: Lexi Smith (1st season)  
 Strength Coach: Brett Nakashima (3rd season)  
 Academic Adviser: Joe DeBonis

**TEAM INFORMATION**

2020-21 Overall Record ..... 15-5  
 2020-21 Mountain West Record ..... 11-3  
 2020-21 Mountain West Season Finish ..... 1st  
 2020-21 MW Tournament Finish ..... Semifinal  
 Letterwinners Returning | Lost ..... 7 | 5  
 Starters Returning | Lost ..... 4 | 1

**2021-22 SCHEDULE**

Date	Opponent	Time
10/31	Western Colorado <sup>^</sup>	2 p.m.
11/4	Eastern New Mexico <sup>^</sup>	7 p.m.
11/9	Lamar	7 p.m.
11/12	Northern New Mexico	7 p.m.
11/16	Prairie View A&M	7 p.m.
11/20	Houston	3 p.m.
11/23	Houston Baptist	7 p.m.
11/26	Stephen F. Austin%	5:30 p.m.
11/27	Louisiana Monroe%	5:30 p.m.
11/28	Texas Tech%	3 p.m.
11/30	Grambling State	7 p.m.
12/3	New Mexico State	7 p.m.
12/5	New Mexico State	2 p.m.
12/12	Arizona	1 p.m.
12/19	UTEP	6 p.m.
12/28	San José State*	2 p.m.
12/31	Boise State*	2 p.m.
1/3	UNLV*	7 p.m.
1/6	Utah State*	6 p.m.
1/9	San Diego State*	2 p.m.
1/13	Wyoming*	6:30 p.m.
1/15	Colorado State*	1 p.m.
1/22	Fresno State*	2 p.m.
1/27	UNLV*	7 p.m.
1/29	San Diego State*	1 p.m.
2/2	Colorado State*	7 p.m.
2/5	Wyoming*	2 p.m.
2/9	Air Force*	7 p.m.
2/12	Nevada*	3 p.m.
2/16	Utah State*	7 p.m.
2/19	Boise State*	1 p.m.
2/23	Fresno State*	7 p.m.
2/25	San José State	7 p.m.
3/6-3/9	MW Tournament	TBA

**BOLD- Home Game**

<sup>^</sup> - Exhibition Game

% - Van Chancellor Classic

\* - Mountain West Game

All times are Mountain Time and subject to change

**TABLE OF CONTENTS**

QUICK FACTS/SCHEDULE ..... 2  
 ROSTER ..... 3-4

**COACHING STAFF & PLAYERS**

HEAD COACH MIKE BRADBURY ..... 6-7  
 ASSISTANT COACH VALERIE KING ..... 8  
 ASSISTANT COACH SYMONE DENHAM ..... 9  
 ASSISTANT COACH KABRINA MERRIWEATHER ..... 10  
 SPEC. ASST. TO THE H.C. RYAN FREEMAN ..... 11  
 DIR. OF PLAYER DEVELOPMENT NIKE MCCLURE ..... 12  
 PLAYER PAGES ..... 13-24  
 INDIVIDUAL 2020-21 GAME-BY-GAME STATS ..... 25  
 INDIVIDUAL CAREER GAME-BY-GAME STATS ..... 26-28

**RECORDS**

CAREER RECORDS ..... 30-53  
 1,000-POINT CLUB ..... 54-55

**HISTORY**

ALL-TIME HONORS ..... 57-59  
 LEADERS ..... 60-64  
 POSTSEASON HISTORY ..... 65-79  
 ALL-TIME SERIES VS. OPPONENTS ..... 80-89  
 YEAR-BY-YEAR RESULTS ..... 90-96  
 ALL-TIME COACHING RECORDS ..... 97

**LETTERWINNERS**

ALL-TIME LETTERWINNERS ..... 99-104

**THIS IS UNM**

THE PIT ..... 105  
 THIS IS NEW MEXICO ..... 106-108

**CONTACT**

All interviews with UNM student-athletes and coaches should be coordinated through the athletics communications office. Interviews may be arranged by contacting Allison Weiss in the athletics communications office (allisonweiss@unm.edu). All interview requests should be made at least 24 hours in advance.

**GOLOBOS.COM**

You can find all the updated statistics, releases, bios and history of Lobo women's basketball at [www.GoLobos.com](http://www.GoLobos.com)

**SOCIAL MEDIA**

Fans can keep up with the team and Lobo Athletics by following the accounts on Twitter, Instagram and Facebook.



Official UNM Accounts  
 @UNMLoboWBB | @UNMLoboAthletics



Official UNM Accounts  
 @UNMLoboWBB | @UNMLoboAthletics



Official UNM Accounts  
 @UNMLoboWBB | @NewMexicoLobos



**1**  
**Rebeka Renczes**  
 PG | 5-7 | FR.  
 Szekszard, Hungary



**4**  
**LaTascya Duff**  
 G | 5-7 | SR.  
 Samson, Ala.



**5**  
**LaTora Duff**  
 G | 5-7 | SR.  
 Samson, Ala.



**10**  
**Kath van Bennekom**  
 G | 5-9 | SO.  
 Gorinchem, The Netherlands



**11**  
**Zeyno Şeren**  
 G | 5-10 | FR.  
 Ankara, Turkey



**12**  
**Aniyah Augmon**  
 G | 5-8 | FR.  
 San José, Calif.



**13**  
**Shaiquel McGruder**  
 F | 6-0 | SR.  
 Trotwood, Ohio



**21**  
**Mackenzie Curtis**  
 G | 5-9 | FR.  
 Lakeside, Calif.



**23**  
**Jaedyn De La Cerda**  
 G | 5-7 | SR.  
 Roswell, N.M.



**30**  
**Paula Reus**  
 F | 6-1 | FR.  
 Palma de Mallorca,  
 Spain



**32**  
**Antonia Anderson**  
 G/F | 6-2 | SR.  
 Cibolo, Texas



**33**  
**Vianè Cumber**  
 G | 5-10 | FR.  
 Albuquerque, N.M.



**34**  
**Nevaeh Parkinson**  
 F/C | 6-3 | SO.  
 Dallas, Texas



**Mike Bradbury**  
 Head Coach




**Valerie King**  
 Assistant Coach



**Symone Denham**  
 Assistant Coach



**Kabrina Merriweather**  
 Assistant Coach



**Ryan Freeman**  
 Special Assistant to the  
 Head Coach



**Nike McClure**  
 Director of Player  
 Development

### NUMERICAL

#	NAME	POS	HT	YR	HOMETOWN (PREVIOUS SCHOOL)
1	Rebeka Renczes	PG	5-7	Fr.	Szekszard, Hungary/ Garay Janos Secondary School
4	LaTascya Duff	G	5-7	Sr.	Samson, Ala. / Shelton State CC
5	LaTora Duff	G	5-7	Sr.	Samson, Ala. / Shelton State CC
10	Kath van Bennekom	G	5-9	So.	Gorinchem, The Netherlands / Lyceum Oudehoven
11	Zeyno Seren	G	5-10	Fr.	Ankara, Turkey/ TED Ankara College Private High School
12	Aniyah Augmon	G	5-8	Fr.	San José, Calif. / Woodside Priory School
13	Shaiquell McGruder	F	6-0	Sr.	Trotwood, Ohio / Trotwood-Madison HS
21	Mackenzie Curtis	G	5-9	Fr.	Lakeside, Calif. / El Capitan HS
23	Jaedyn De La Cerda	G	5-6	Sr.	Roswell, N.M. / Roswell HS
30	Paula Reus	F	6-1	Fr.	Palma de Mallorca, Spain/ IES Joaquim Blume
32	Antonia Anderson	G/F	6-2	Sr.	Cibolo, Texas / Byron P. Steele II HS
33	Vianè Cumber	G	5-10	Fr.	Albuquerque, N.M./ Sandia HS
34	Nevaeh Parkinson	F/C	6-3	So.	Dallas, Texas / John Paul II HS

### ALPHABETICAL

#	NAME	POS	HT	YR	HOMETOWN (PREVIOUS SCHOOL)
32	Antonia Anderson	G/F	6-2	Sr.	Cibolo, Texas / Byron P. Steele II HS
12	Aniyah Augmon	G	5-8	Fr.	San José, Calif. / Woodside Priory School
33	Vianè Cumber	G	5-10	Fr.	Albuquerque, N.M./ Sandia HS
21	Mackenzie Curtis	G	5-9	Fr.	Lakeside, Calif. / El Capitan HS
23	Jaedyn De La Cerda	G	5-6	Sr.	Roswell, N.M. / Roswell HS
4	LaTascya Duff	G	5-7	Sr.	Samson, Ala. / Shelton State CC
5	LaTora Duff	G	5-7	Sr.	Samson, Ala. / Shelton State CC
11	Zeyno Seren	G	5-10	Fr.	Ankara, Turkey/ TED Ankara College Private High School
13	Shaiquell McGruder	F	6-0	Sr.	Trotwood, Ohio / Trotwood-Madison HS
34	Nevaeh Parkinson	F/C	6-3	So.	Dallas, Texas / John Paul II HS
1	Rebeka Renczes	PG	5-7	Fr.	Szekszard, Hungary/ Garay Janos Secondary School
30	Paula Reus	F	6-1	Fr.	Palma de Mallorca, Spain/ IES Joaquim Blume
10	Kath van Bennekom	G	5-9	So.	Gorinchem, The Netherlands / Lyceum Oudehoven

### PRONUNCIATION GUIDE

1	Rebeka RENCZES.....	WREN-sesh
4	LATASCYA Duff.....	La-TAY-see-uh
10	Kath VAN BENNEKOM.....	van-ben-neck-um
11	ZEYNO SEREN.....	ZAY-no (like say no) SHA-wren
13	SHAIQUEL McGruder.....	Shy-kwell
23	JAEDYN De La Cerda.....	JAY-den
30	Paula REUS.....	Rey-OOSE
34	NEVAEH Parkinson.....	Nuh-VAY-uh

### BY ELIGIBILITY

#### Seniors (5)

4	LaTascya Duff.....	G
5	LaTora Duff.....	G
13	Shaiquell McGruder.....	F
23	Jaedyn De La Cerda.....	G
32	Antonia Anderson.....	G/F

#### Sophomores (2)

15	Kath van Bennekom.....	G
34	Nevaeh Parkinson.....	F/C

#### Freshmen (6)

1	Rebeka Renczes.....	PG
11	Zeyno Seren.....	G
12	Aniyah Augmon.....	G
21	Mackenzie Curtis.....	G
30	Paula Reus.....	F
33	Vianè Cumber.....	G

### HOME STATE

#### Alabama (2)

4	LaTascya Duff.....	G
5	LaTora Duff.....	G

#### California (2)

12	Aniyah Augmon.....	G
21	Mackenzie Curtis.....	G

#### New Mexico (2)

23	Jaedyn De La Cerda.....	G
33	Vianè Cumber.....	G

#### Ohio (1)

13	Shaiquell McGruder.....	F
----	-------------------------	---

#### Texas (2)

32	Antonia Anderson.....	G/F
34	Nevaeh Parkinson.....	F/C

### INTERNATIONAL

1	Rebeka Renczes (Hungary).....	PG
10	Kath van Bennekom (The Netherlands).....	G
11	Zeyno Seren (Turkey).....	G
30	Paula Reus (Spain).....	F

### STARTERS RETURNING (4)

No.	Name	Pos.	Cls.	Pts.	Reb.	Ast.	FG%	3FG%
5	LaTora Duff	G	Sr.	8.0	3.4	78	.445	.333
13	Shaiquell McGruder	F	Sr.	9.1	6.0	15	.606	.368
23	Jaedyn De La Cerda	G	Sr.	15.0	5.2	47	.437	.323
32	Antonia Anderson	F	Sr.	12.1	6.2	37	.490	.328

### OTHER LETTERWINNERS RETURNING (3)

No.	Name	Pos.	Cls.	Pts.	Reb.	Ast.	FG%	3FG%
4	LaTascya Duff	G	Sr.	14.9	3.0	39	.445	.400
10	Kath van Bennekom	G	So.	1.6	1.8	4	.250	.167
34	Nevaeh Parkinson	F/C	So.	0.6	0.8	0	.222	.200

### STARTERS LOST (1)

No.	Name	Pos.	Class	Pts.	Ast.	FG%	3-FG%	FT%
3	Ahlise Hurst	G/F	Jr.	12.4	49	.376	.338	.771

### OTHER LETTERWINNERS LOST (5)

No.	Name	Pos.	Class
1	Corina Carter	PG	So.
3	Ahlise Hurst	G/F	Jr.
10	Celine Dupont	F/C	R-Fr.
14	Azaria Robinson	F	So.
24	Autumn Watts	F	So.

### NEWCOMERS (6)

No.	Name	Pos.	Class
1	Rebeka Renczes	PG	Fr.
11	Zeyno Seren	G	Fr.
12	Aniyah Augmon	G	Fr.
21	Mackenzie Curtis	G	Fr.
30	Paula Reus	F	Fr.
33	Vianè Cumber	G	Fr.



## HEAD COACH | MIKE BRADBURY

Mike Bradbury enters his sixth season as head coach for The University of New Mexico women's basketball team. In his previous five seasons at the helm, Bradbury has guided the Lobos to a 94-55 (.631) overall record. Twice in his tenure, in 2017-18 and 2018-19, the Lobos eclipsed the 20-win mark and totaled 49 victories over that time. The consecutive 20-plus win seasons under Bradbury are the first for the program since the 2007-08 – 2008-09 seasons.

In his most recent season at the helm of the Lobos, Bradbury led the Lobos to a Mountain West regular season championship, the first outright in program history and the first regular season title since the 2004-05 season. In addition, the Lobos were selected for the WNIT for the third time in four years.

The Lobos produced one of the most prolific offenses not only in the conference, but in the country, finishing among the top 25 in several categories. Among them, UNM finished fourth in the NCAA in made three-pointers per game (10.2), sixth in assist-turnover ratio (1.40), ninth in scoring offense (81.2 points per game), 14th in fewest turnovers per game (12.0) and assists per game (16.8) and 22nd in scoring margin (12.7). The Lobos led the Mountain West in scoring offense, scoring margin, assists per game, turnover margin, assist-turnover ratio and made three-pointers as well as second in field-goal percentage and steals per game.

UNM set a program record in scoring with 120 points against Arkansas-Pine Bluff on Dec. 17, 2020 and in the process, made 17 three-pointers, falling just one short of tying the program record. Further, the Lobos registered 90-plus points in five games and 80-plus points in 11 of the 20 games on the season.

Four Lobos finished the 2020-21 season averaging double figures in points per game with six players finishing in double figures in scoring in two games (the only times it has been accomplished in program history), five players in five games and four in seven games.

As a result of UNM's successful season, five players were named to the All-Mountain West Team with LaTascya Duff also earning the superlative of Sixth Person of the Year. Duff was just the second Lobo to win the sixth person award. Making the all-conference team for the first time were Duff, Jaedyn De La Cerda and Antonia Anderson, as well as Shaiquel McGruder earning all-defensive and Ahlise Hurst earning the honorable mention distinction.

In his third year at the helm, Bradbury continued to put his mark on the program while also continuing to bring Lobo women's basketball back to national prominence. Overall, Bradbury's 2018-19 team went 24-7 and earned a bid to the WNIT for a second-straight season. It marked the first time since the 2008-09 – 2009-10 seasons that the program made consecutive trips to the postseason.

After dropping a one-possession game to Auburn in the preseason WNIT, the 2018-19 Lobos ripped off 11-straight wins to tie the program record and were on the cusp of cracking the national top-25 rankings as well by receiving votes from the WBCA during that stretch. Bradbury would also receive an individual plaudit from the WBCA last season as he was named as one of 13 finalists for the 2019 United States Marine Corps/WBCA National Coach of the Year Award. Impressively, Bradbury was the only coach from a non-Power 5 conference to be a finalist.

In his time at UNM, Bradbury has coached 13 All-Mountain West performers with Cherise Beynon, Jayla Everett, Jaisa Nunn, Aisia Robertson and Richelle van der Keijl joining De La Cerda, Duff, McGruder, Hurst and Anderson in making the All-Mountain West Team. Tesha Buck, Mykiel Bureson and Nike McClure have also earned MW recognition with Buck being the 2017-18 Newcomer of the Year, Bureson being named to the All-Freshman team in 2016-17 and McClure landing on the All-Defensive team in 2018-19.

In terms of major individual awards, Bradbury has coached the league's Newcomer of the Year each of his first three seasons in charge of the Lobos with van der Keijl earning the award in 2016-17, Buck in 2017-18 and Robertson in 2018-19. Additionally, Bradbury has coached the MW Player of the Year in Nunn (2018-19) and the Freshman of the Year in Everett (2018-19) as well as Sixth Person of the Year in Duff (2020-21). Further, a Lobo has been named Mountain West Player of the Week 11 times during his tenure.

In year two under Bradbury the Lobos had a breakout season, especially offensively as they ended the 2017-18 season averaging 80.4 points per game while also posting an impressive +9.7 scoring margin. Both marks led the Mountain West and the point-per-game total was 16th-best in NCAA DI last season.

A significant reason for the jump in offensive production was the fact that the Lobos were one of the most potent three-point shooting threats in the country. For the season, the Lobos attempted the eighth-most overall trifectas in DI hoisting 932 long distance shots. Successful 34% of the time, the Lobos made the 11th most 3's burying 319.

Prior to coming to Albuquerque, Bradbury built a successful nine year run as a Division-I head coach with stops at Morehead State (Morehead, Ky.) and Wright State (Dayton, Ohio). Most recently with the Raiders, Bradbury led his squad to five 20-win seasons, including each of his final three seasons. During that time, Wright State has amassed a 75-28 record, the best amongst the 13 Division I programs in the state of Ohio. Overall at Wright State, Bradbury had five winning seasons, all of which were 20-plus win seasons, in six years- a feat made all the more remarkable as Wright State had just one winning season in the previous 22 before his arrival. In the previous 37 seasons of women's basketball at Wright State, the Raider program had tallied 20 wins just once before Bradbury led the team to 20 wins in five of his six seasons.

His most prominent three-year run at Wright State started in 2013-14, when the Raiders won a school-record 26 games on the way to a 26-9 season and the program's first-ever appearance in the NCAA Tournament. That season saw the Raiders finish second in the Horizon League and win its first Horizon League Tournament. It also featured the program's first road win at perennial league power Wisconsin-Green Bay. Kim Demmings was named the Horizon League Player of the Year and Tournament MVP, and it marked the first time in school history the program had a pair of first team All-Conference selections.

He followed up that by earning Horizon League Coach of the Year in 2014-15 after a 25-9 season that saw his squad lose its Horizon League Preseason Player of the Year less than two minutes into the season opener. The Raiders just missed a second straight NCAA Tournament appearance, falling in overtime in the conference championship game. The team did make its first appearance in the Women's NIT as the league's automatic qualifier, and in 2015-16, the team made it back-to-back WNIT appearances after a 24-11 season, earning the program's first at-large bid.

Those three seasons are the three winningest seasons in the history of Wright State women's basketball.

In his first two seasons at Wright State, he led the team to a 20-13 campaign and a 21-13 mark and berths in the Women's Basketball Invi-

tational, the first NCAA Division I postseason berths for the program. Overall, Bradbury has coached three Horizon League Players of the Year (all in his last three seasons), six first-team All-Horizon League players, three second-team members and four All-Freshman team members.

Prior to his time at Wright State, Bradbury was the head coach at Morehead State where he led the Division I program to a 50-44 mark in three seasons, including a watershed 22-11 season, which was the second-most wins in Morehead State history and the most wins by the Eagles in the previous 38 years.

At Morehead State he coached one Ohio Valley Conference Player of the Year, along with one first-team All-OVC pick (two seasons) and three second-team All-OVC picks.

Bradbury also spent time as an assistant coach at Xavier (2002-06), Cincinnati (1996-02), VCU (1995-96), East Tennessee State (1994-95) and Chattanooga (1991-94). In his 28 seasons as an assistant and as a head coach, Bradbury has had 26 winning seasons.

Years	School	Overall Record	Conference Record	Postseason		
1991-92	Chattanooga (SA)	18-12	.600			NCAA First Round
1992-93	Chattanooga (SA)	18-12	.600			
1993-94	Chattanooga (AC)	15-13	.536			
1994-95	East Tennessee (AC)	21-9	.700			
1995-96	VCU (AC)	14-14	.500			
1996-97	Cincinnati (AC)	17-11	.607			
1997-98	Cincinnati (AC)	21-9	.700			WNIT First Round
1998-99	Cincinnati (AC)	22-9	.710			NCAA First Round
1999-00	Cincinnati (AC)	18-13	.581			WNIT Second Round
2000-01	Cincinnati (AC)	22-10	.688			WNIT First Round
2001-02	Cincinnati (AC)	27-5	.844			NCAA Second Round
2002-03	Xavier (AC)	20-10	.667			NCAA First Round
2003-04	Xavier (AC)	17-13	.567			WNIT First Round
2004-05	Xavier (AC)	22-10	.688			WNIT Quarterfinals
2005-06	Xavier (AC)	21-9	.700			WNIT Second Round
2006-07	Xavier (AC)	26-8	.765			NCAA First Round
2007-08	Morehead State (HC)	11-19	.367	9-11	.450	T-6th
2008-09	Morehead State (HC)	17-14	.548	11-7	.611	4th
2009-10	Morehead State (HC)	22-11	.667	14-4	.778	2nd WBI First Round
2010-11	Wright State (HC)	20-13	.606	11-7	.611	4th WBI Second Round
2011-12	Wright State (HC)	21-13	.618	12-6	.667	3rd WBI Second Round
2012-13	Wright State (HC)	12-18	.400	6-10	.375	5th
2013-14	Wright State (HC)	26-9	.743	12-4	.750	2nd NCAA First Round
2014-15	Wright State (HC)	25-9	.735	12-4	.750	2nd WNIT First Round
2015-16	Wright State (HC)	24-11	.686	12-6	.667	T-2nd WNIT First Round
2016-17	New Mexico (HC)	15-15	.500	10-8	.556	5th
2017-18	New Mexico (HC)	25-11	.694	10-8	.556	6th WNIT Third Round
2018-19	New Mexico (HC)	24-7	.774	14-4	.778	2nd WNIT First Round
2019-20	New Mexico (HC)	15-17	.469	6-12	.333	T-9th
2020-21	New Mexico (HC)	15-5	.750	11-3	.786	1st WNIT First Round
Chattanooga (AC)		51-37	.580			
East Tennessee (AC)		21-9	.700			
VCU (AC) 14-14		.500				
Cincinnati (AC)		127-57	.690			
Xavier (AC)		106-50	.679			
Morehead State (HC)		50-44	.532	34-22	.607	
Wright State (HC)		128-73	.637	65-37	.637	
New Mexico (HC)		94-55	.631	51-35	.593	
Assistant Coach Total		319-167	.656			
Head Coach Total		272-172	.613			
Overall Coach Total		591-339	.635			
Denotes advanced to NCAA Tournament						
Denotes advanced to WNIT						
Denotes advanced to WBI						

## **ASSISTANT COACH | SYMONE DENHAM**

Symone Denham enters her second year as an assistant coach with the women's basketball program at The University of New Mexico. Prior to being promoted to assistant coach in May of 2018, Denham served as the program's video coordinator for the 2017-18 season. As an assistant coach, Denham assists head coach Mike Bradbury in all facets of coaching, from practice planning, recruiting, in-game coaching as well as various social media aspects.

In her first season on the coaching staff, Denham helped guide the Lobos to their second-straight 20-plus win season with a 24-7 overall record. The Lobos, who finished second in the regular season Mountain West standings after a 14-4 league record also advanced to the WNIT for a second-consecutive season.

Prior to coming to UNM as the video coordinator, Denham spent 2016-17 as a graduate assistant at Lourdes University in Sylvania, Ohio. The year before, Denham was putting the finishing touches on her collegiate career at Wright State where she played for current UNM head coach Mike Bradbury 2013-16 (she started her college career at Michigan before transferring to Wright State).

While at Wright State, Denham was part of the winningest team in school history and helped the team win the 2014 Horizon League championship. In 2015 she was named to the Horizon League All-Tournament Team. As a senior in 2015-16, Denham was the team captain and the SAAC representative. She later graduated with a Bachelor of Science in business finance and economics from Wright State and earned her MBA in December of 2017 from Lourdes University.



## ASSISTANT COACH | VALERIE KING

Valerie King heads into her sixth season as an assistant coach with The University of New Mexico women's basketball program. Prior to coming to New Mexico, King spent six seasons as current UNM head coach Mike Bradbury's assistant coach at Wright State. Additionally, King was on his staff during his three-year tenure at Morehead State.

In her time at UNM, King has helped the Lobos to a 94-55 (.631) record over the past five seasons. In two of those four campaigns, the Lobos have eclipsed the 20-win mark and totaled 49 victories over that time and in three of the last four seasons have made the postseason. The consecutive 20-plus win seasons with King on staff are the first for the program since the 2007-08 – 2008-09 seasons.

In the most recent campaign, King was instrumental in UNM's Mountain West regular season championship, the first outright in program history and the first regular season title since the 2004-05 season.

Overseeing the guard development, the Lobos produced one of the most prolific offenses not only in the conference, but in the country, finishing among the top 25 in several categories. Among them, UNM finished fourth in the NCAA in made three-pointers per game (10.2), sixth in assist-turnover ratio (1.40), ninth in scoring offense (81.2 points per game), 14th in fewest turnovers per game (12.0) and assists per game (16.8) and 22nd in scoring margin (12.7). The Lobos led the Mountain West in scoring offense, scoring margin, assists per game, turnover margin, assist-turnover ratio and made three-pointers as well as second in field-goal percentage and steals per game.

UNM set a program record in scoring with 120 points against Arkansas-Pine Bluff on Dec. 17, 2020 and in the process, made 17 three-pointers, falling just one short of tying the program record. Further, the Lobos registered 90-plus points in five games and 80-plus points in 11 of the 20 games on the season.

Four Lobos finished the 2020-21 season averaging double figures in points per game with six players finishing in double figures in scoring in two games (the only times it has been accomplished in program history), five players in five games and four in seven games.

As a result of UNM's successful season, five players were named to the All-Mountain West Team with guard LaTascya Duff also earning the superlative of Sixth Person of the Year. Duff was just the second Lobo to win the sixth person award. Making the all-conference team for the first time were Duff, Jaedyn De La Cerda and Antonia Anderson, as well as Ahlise Hurst earning the honorable mention distinction.

In 2018-19, the Lobos went 24-7 overall and returned to the WNIT for a second-straight year. The return trip to the WNIT marked the first time that program had made consecutive postseason trips since the 2008-09 – 2009-10 seasons.

A Lobo has earned Mountain West Player of the Week seven times during King's five years at UNM.

Prior to her time at UNM, King, alongside Bradbury, helped Wright State reach new heights in 2010-11 as the Raiders played in its first Division I postseason tournament with two games in the Women's Basketball Invitational (WBI) and secured the program's first 20-win season in Division I. All told, with King on staff, the Raiders made five postseason appearances with WBI seasons in 2010-11 & 2011-12, WNIT appearances in 2014-15 & 2015-16 and the program's lone NCAA Tournament appearance in 2013-14.

With an expertise in outside shooting, King helped turn Morehead State into one of the nation's top 3-point shooting teams. In 2009-10, the Eagles led the NCAA Division I in 3-pointers made with 10.3 per game. During the 2008-09 campaign, MSU led all NCAA and NAIA teams in 3-pointers attempted. King also helped build junior guard Chynna Boze-man into the individual national leader with 3.7 threes made per contest.

That expertise has translated to New Mexico as the Lobos attempted the eighth-most 3-pointers in DI in 2017-18, hoisting 932 attempts from long range. Successful 34% of the time, UNM ranking in the Top-15 in DI in 3-point makes as they ranked 11th overall with 319 makes.

As a player, King was a four-year starter for Cincinnati from 2000-01 through 2003-04 and ended her career as the UC and Conference USA all-time leader in 3-pointers with 338. King is also Cincinnati's all-time career leader in games played (126), 3-pointers attempted (847), 3-point percentage (39.9) and free-throw percentage (86.6).

For her career, King scored 2,156 points to rank second all-time at Cincinnati and is just one of three Bearcats to score 2,000 or more points in a career. A Conference-USA All-Decade selection, her point total ranks fourth in league history. Additionally, King was named First Team All-Conference in 2001-02 and 2002-03, Second Team All-Conference in 2003-04 and earned C-USA Tournament MVP honors in 2001.

She was a five-time Player of the Week honoree during her career and was named Honorable Mention All-America by Basketball Times in 2002. She was signed as a free agent by the Sacramento Monarchs of the WNBA after her collegiate career and spent a short time playing professionally.

In her four years with the Bearcats, the team appeared in postseason in each of King's four seasons, including NCAA tournament appearances in 2002 and 2003. King was inducted into the school's Athletics Hall of Fame on Oct. 27, 2010.

King, a native of Washington Court House, Ohio, graduated from Cincinnati with a degree in communication and earned a master's degree from the University of Louisville in sports administration. King and her husband Brandon welcomed their first child, Camden, in July of 2021.

## ASSISTANT COACH | KABRINA MERRIWEATHER

Kabrina Merriweather enters her second season with the Lobos, but her first as an assistant coach, after serving as the director of operations during the 2020-21 season.

In her previous role, Merriweather played a vital part in the ever-changing season, handling the logistics, including travel for the team.

“I am so grateful and honored to be serving UNM Women’s Basketball for another season, now as an assistant coach,” Merriweather stated. “Coach Bradbury has given me the opportunity of a lifetime and I can’t wait to get started with this staff and these young ladies working toward more successes.”

As a former forward in college, Merriweather will work primarily with the post players.

Merriweather played college basketball at Florida A&M University and at Georgia Southwestern State University from 2011-2015 and earned a bachelor’s degree in psychology with a minor in education in 2015.

Prior to joining the Lobos, Merriweather was a teacher and basketball coach at Tindley High School in Indianapolis, Ind. for four years. There she was responsible for developing practice itineraries and training sessions, recording and analyzing statistics, managing video databases, handling breakdown of film, tracking community service hours and more.

She brings eight years of professional experience around basketball to the Lobos in various capacities including serving as a coach for The Family Inc., an AAU powerhouse in Indianapolis, Ind.

Despite a collegiate career stunted by injury, Merriweather was a highly-decorated basketball student-athlete while in high school. She finished her high school career with 1,500 points and 1,000 rebounds. While in college, she remained a member of the basketball team throughout her injuries and spent three years as a member of the Student Athlete Advisory Committee (SAAC).

“I came to New Mexico to work for one of the best in the business,” Merriweather said. “I’ve known Coach Bradbury for a long time and I am completely humbled and thankful that he took a chance on me to work at a phenomenal institution alongside this amazing staff.”

Daughter of Kevin and Roxanne, Merriweather also has two sisters, Katrina and Kristina Merriweather. Katrina is currently the head women’s basketball coach at Memphis after previously coaching at Wright State University, moving into the top position with the Raiders when current Lobo head coach Mike Bradbury left to join the Lobos after serving as an assistant under Bradbury.

## SPECIAL ASSISTANT TO THE HEAD COACH | RYAN FREEMAN

Ryan Freeman enters his fourth season, but the first as special assistant to the head coach, after serving the past three as the video coordinator for The University of New Mexico women's basketball team.

Freeman will be responsible for scheduling, team operations and travel, and camps for the Lobos as part of his new role.

"I am incredibly excited to start my new role with Coach Bradbury's staff here at UNM," Freeman said. "Growing up in New Mexico, it was beyond my wildest dreams that I would be able to do what I love every day here at The Pit. I know that this is the best opportunity for an aspiring coach like myself to continue to learn and develop."

He is no stranger to the program, however, having also spent a season serving as a graduate assistant.

As the team's GA, Freeman worked with the video coordinator and director of basketball operations to help complete various job tasks. He assisted with the Lobo coaching staff with personnel scouting and individual/group workouts. Freeman also designed and created content for social media and recruiting purposes. Additionally, Freeman assisted in cutting and editing games and practices.

Prior to coming to UNM, Freeman completed his undergraduate degree at the University of Florida. While at Florida, Freeman served in several roles with the women's basketball program. Most-recently, Freeman was the student manager for the program during the 2017-18 season. Prior to that, Freeman got his start with the program as a student video room assistant. In addition to his experiences at the collegiate level, Freeman has also prior experience as a basketball referee for the Mid Florida Officials Association and as a support staff member for USA Basketball back in 2014.

## DIRECTOR OF PLAYER DEVELOPMENT | NIKE MCCLURE

Nike McClure, Director of Player Development  
Although the newest member of the coaching staff, Nike McClure will have plenty of knowledge and experience to pass on to current and future Lobos both as a former player under head coach Mike Bradbury and as the new director of player development.

"Coming back to Albuquerque was a no-brainer," McClure stated. "I am feeling humbled to join a staff with individuals who have the basketball minds of juggernauts. Having played for Mike Bradbury two years ago, I have a strong sense of loyalty to him and this program. Now I will take much pride in becoming a custodian of this institution. I hope to serve this team well while sharing and growing my knowledge of the game. I cannot wait to see familiar faces in The Pit... there is no place like home."

Well known to Lobo fans, McClure was named to the Mountain West All-Defensive Team during the 2018-19 season after leading the conference with 67 blocked shots and an average of 2.2 a game, while adding 6.8 rebounds per game. McClure's 67 blocks ranks fifth all-time in single-season blocks at UNM.

Furthermore, McClure accounted for nine of UNM's 14 team blocks against Oklahoma on Nov. 28, 2018, with the 14 tying the second-highest total in program history. McClure's nine blocks ranked third all-time in single-game blocks for an individual.

After graduating from UNM, McClure went on to play overseas in Portugal for CAB Madeira as well as the Anorthosis Basketball Club in Cyprus, where she averaged 16.3 ppg, 17.4 rpg, 3.8 apg, 2.2 spg, 2.3 bpg.

"Nike was a natural fit for anything that has to do with the players and player development," Bradbury stated upon her hiring. "Her personality and enthusiasm are infectious for everybody that she's around and it's great that we were able to get her to come back."



# 1 REBEKA RENCZES

FRESHMAN • POINT GUARD  
SZEKSZARD, HUNGARY  
GARAY JANOS SECONDARY



**HIGH SCHOOL:** Graduated from Garay Janos Secondary School in 2021 ... averaged 22.1 points, 9.0 assists and 6.3 steals during the 2019 season and 17.3 points, 6.1 assists and 2.9 steals during the 2021 season ... won the Hungarian School Sport Federation championship in 2020 after finishing third in 2019.

**INTERNATIONAL EXPERIENCE:** Played on the U16 Hungary National Team and competed in the 2019 FIBA U16 Women's European Championship ... averaged 6.0 points, 2.9 assists, 2.3 rebounds, 1.1 steals while averaging 21.5 minute with the national team ... played for Atomer m KSC Szekszárd, winning the national championship in 2019 and finishing third in 2018 with the team.

**PERSONAL:** Born March 8 in Szekszard ... parents are Laszlo Renczes and Renata Zsobrak Renczesne ... has one sibling, Laszlo.

**Coach Bradbury on Renczes:** "Rebeka brings us some depth at the point guard, which was something we were looking for this spring. Her ability to pass and see the floor will make her a great addition to our offense."

**Why She Chose New Mexico:** "I chose UNM because I'd like to grow as a player and as a person. The coaching staff was professional and friendly during the recruitment process and I like the way the team plays. I can't wait to play in The Pit and be a part of the Lobo family."

## CAREER HIGHS

**POINTS**

MW  
Career

**REBOUNDS**

MW  
Career

**FG MADE**

MW  
Career

**FG ATTEMPTED**

MW  
Career

**3FG MADE**

MW  
Career

**3FG ATTEMPTED**

MW  
Career

**FT MADE**

MW  
Career

**FT ATTEMPTED**

MW  
Career

**ASSISTS**

MW  
Career

**STEALS**

MW  
Career

**BLOCKS**

MW  
Career

**MINUTES**

MW  
Career



# 4 LATASCYA DUFF

SENIOR • GUARD  
SAMSON, ALA.  
SHELTON STATE CC



**JUNIOR (2020-21):** Mountain West Sixth Person of the Year, Preseason Newcomer of the Year and All-Conference ... played in all 20 games, starting in four ... averaged 24.8 minutes per game, 14.9 points per game, 3.0 rebounds per game, 2.0 assists per game, 0.9 steals per game and 0.2 blocks per game ... made 52 three-pointers on the season, registering six made threes in four games ... finished in double figures in 15 games, scoring 20-plus in six and posted a season-high 31 points at Air Force on Feb. 23 ... scored 20-plus points in four-straight games (Feb. 23, Feb. 24, Feb. 28 and March 1) ... led the Lobos in scoring in seven games and tied for the team high in a game ... went 10-for-11 against Arkansas-Pine Bluff, 9-for-12 at Utah State and made 11 shots at Air Force on Feb. 23 ... second on the team in points (297), points per game, attempted field goals, and free-throw percentage (.819) ... led the team in made threes, three-point field-goal percentage (.400), made free throws (59) and attempted free throws (72) ... twice named the Mountain West Player of the Week (Dec. 21 and March 2) ... led the MW in three-point field-goal percentage, was fourth in free-throw percentage and seventh in points per game.

**SOPHOMORE (2019-20 AT SHELTON STATE):** Started all 31 contests ... named a WBCA All-American ... led her team with 17.0 points per game ... also averaged 4.6 rebounds, 3.1 assists,

1.7 steals and 0.5 blocks per game ... scored in double figures in all but two games on the season for a total of 29 games scoring in double figures, including 25 games straight ... scored a career-high 30 points twice including on March 6 against Wallace State to lead the Bucs to victory in the ACCC Tournament Championship ... Duff and her sister LaTora led the team to the championship title with a combined 55 points ... helped her team to a 29-2 overall record and a perfect 13-0 record in conference play before the season came to a halt due to the Covid-19 pandemic.

**FRESHMAN (2018-19 AT SHELTON STATE):** Saw action in all 33 games for the Bucs as a freshman, starting in four ... averaged 13.4 points, 4.0 rebounds, 2.5 assists and 1.5 steals in 20.2 minutes per game ... shot 43.8 percent from the field and 38.2 percent from behind the arc ... registered double figures 24 times including a career-high 27 points on Feb. 4 in a 115-58 win over Southern Union State CC.

## CAREER HIGHS

### POINTS

MW: 31, at Air Force (2/31/21)

Career: Same

### REBOUNDS

MW: 7, at Air Force (2/24/21)

Career: 7, 2x

### FG MADE

MW: 11, at Air Force (2/23/21)

Career: Same

### FG ATTEMPTED

MW: 20, at Air Force (2/23/21)

Career: Same

### 3FG MADE

MW: 6, at Utah State

Career: 6, 4x

### 3FG ATTEMPTED

MW: 12, at Air Force (2/23/21)

Career: 12, 2x

### FT MADE

MW: 6, Fresno State (1/28/21)

Career: 8, 2x

### FT ATTEMPTED

MW: 7, Fresno State (1/28/21)

Career: 10, at Sam Houston St. (12/6/20)

### ASSISTS

MW: 4, 3x

Career: 6, Midwestern St. (12/4/20)

### STEALS

MW: 5, at Air Force (2/23/21)

Career: Same

### BLOCKS

MW: 2, Colorado State (3/5/21)

Career: Same

### MINUTES

MW: 37, at Air Force (2/23/21)

Career: Same

## CAREER STATISTICS

SEASON	GP-GS	MIN.	AVG.	FG-FGA	PCT.	3FG-FGA	PCT.	FT-FTA	PCT.	OFF-DEF	TOT-AVG.	A	TO	BLK	STL	PTS.	AVG.
2020-21	20-4	495	24.8	93-209	.445	52-130	.400	59-72	.819	13-47	60-3.0	39	22	4	17	297	14.9
TOTAL	20-4	495	24.8	93-209	.445	52-130	.400	59-72	.819	13-47	60-3.0	39	22	4	17	297	14.9



# 5 LATORA DUFF

SENIOR • GUARD  
SAMSON, ALA.  
SHELTON STATE CC



**JUNIOR (2020-21):** Started all 20 games, averaging 27.1 minutes, 8.0 points per game, 3.4 rebounds per game, 3.9 assists per game, 1.3 steals per game and 0.2 blocks per game ... scored double figures in eight games, scoring a season-high 15 points in two games ... tallied a season-high nine assists in the win over Utah State on March 1 and twice grabbed seven rebounds (at Nevada, vs. Fresno State) for a season high ... led the Lobos with 78 assists on the season and was third in steals with 25 ... third in the MW in assist/turnover ratio (2.0) and fifth in the MW in assists per game.

**SOPHOMORE (2019-20 AT SHELTON STATE):** Competed and started in all 31 contests for the Bucs averaging 23.7 minutes per game ... named a WBCA All-American ... finished second on the team averaging 12.5 points per game ... also averaged 4.9 rebounds, 3.8 assists and 2.4 steals per game ... scored in double fig-

ures in 25 games, including two games with 20 or more points ... scored a career-high 25 points on March 6 in the ACCC Tournament Championship against Wallace State ... Duff and her sister LaTascya led the team to the championship title with a combined 55 points .. helped her team to a 29-2 overall record and a perfect 13-0 record in conference play before the season came to a halt due to the Covid-19 pandemic.

**FRESHMAN (2018-19 AT SHELTON STATE):** Saw action in 27 games as a freshman, averaging 14.3 minutes per game ... averaged 6.6 points, 3.6 rebounds, 2.8 assists and 1.2 steals per game ... scored in double figures in eight contests including a career-high 15 points twice.

## CAREER HIGHS

### POINTS

MW: 15, at UNLV (1/17/21)

Career: 15, 2x

### REBOUNDS

MW: 7, 2x

Career: Same

### FG MADE

MW: 6, at UNLV (1/17/21)

Career: Same

### FG ATTEMPTED

MW: 11, at UNLV (1/17/21)

Career: Same

### 3FG MADE

MW: 3, 3x

Career: 3, 4x

### 3FG ATTEMPTED

MW: 7, at UNLV (1/17/21)

Career: 7, 2x

### FT MADE

MW: 2, Fresno State (1/30/21)

Career: 6, Midwestern St. (12/4/20)

### FT ATTEMPTED

MW: 2, 3x

Career: 9, Midwestern St. (12/4/20)

### ASSISTS

MW: 9, at Utah St. (3/1/21)

Career: Same

### STEALS

MW: 3, 4x

Career: 4, Midwestern St. (12/4/20)

### BLOCKS

MW: 1, at Nevada (12/31/20)

Career: 1, 3x

### MINUTES

MW: 36, Fresno State (3/9/21)

Career: Same

## CAREER STATISTICS

SEASON	GP-GS	MIN.	AVG.	FG-FGA	PCT.	3FG-FGA	PCT.	FT-FTA	PCT.	OFF-DEF	TOT-AVG.	A	TO	BLK	STL	PTS.	AVG.
2020-21	20-20	542	27.1	61-137	.445	22-66	.333	16-24	.667	6-62	68-3.4	78	39	3	25	160	8.0
TOTAL	20-20	542	27.1	61-137	.445	22-66	.333	16-24	.667	6-62	68-3.4	78	39	3	25	160	8.0



# 10 KATH VAN BENNEKOM

SOPHOMORE • GUARD  
GORINCHEM, THE NETHERLANDS  
LYCEUM OUDEHOVEN



**FRESHMAN (2020-21):** Played in 16 games, averaging 7.4 minutes per game, 1.6 points per game, 1.8 rebounds per game, 0.1 steals per game ... scored in seven games with a season-high nine points in the season opener at Northwestern State ... collected a season-high seven rebounds at San Diego State on Feb. 5 ... credited with two steals at Utah State on Feb. 28.

**HIGH SCHOOL:** Competed for Lyceum Oudehoven and also for the club team Binneland where she helped her team to the U16 Championship in 2016 ... also led her U20 team to the semi-finals and the Final Four in 2017, 2018, 2019 and 2020 ... helped her team to the U20 Cup Finals twice (2017, 2020).

**PERSONAL:** Born Dec. 16 in Gorinchem, The Netherlands to parents Frank and Cora ... has two siblings, Jordi and Madelon ... plans to study education to be a primary school teacher ... hobbies include watching Netflix, running, playing the guitar and reading ... favorite athlete is Nikola Jokic ... favorite food is sushi ... favorite movies include Coach Carter and the entire Harry Potter collection.

## CAREER HIGHS

### POINTS

MW: 3, 2x

Career: 9, Northwestern St. (12/4/20)

### REBOUNDS

MW: 7, San Diego St. (2/5/21)

Career: Same

### FG MADE

MW: 1, 3x

Career: 1, 5x

### FG ATTEMPTED

MW: 2, 2x

Career: 5, Northwestern St. (12/4/20)

### 3FG MADE

MW: 1, San Diego St. (2/3/21)

Career: 1, 2x

### 3FG ATTEMPTED

MW: 1, 4x

Career: 4, Northwestern St. (12/4/20)

### FT MADE

MW: 1, 2x

Career: 6, Northwestern St. (12/4/20)

### FT ATTEMPTED

MW: 2, 3x

Career: 8, Northwestern St. (12/4/20)

### ASSISTS

MW: 1, 3x

Career: 1, 4x

### STEALS

MW: 2, Utah St. (2/28/21)

Career: Same

### BLOCKS

MW:

Career:

### MINUTES

MW: 12, at Utah State (2/28/21)

Career: 19, Northwestern St. (12/4/20)

## CAREER STATISTICS

SEASON	GP-GS	MIN.	AVG.	FG-FGA	PCT.	3FG-FGA	PCT.	FT-FTA	PCT.	OFF-DEF	TOT-AVG.	A	TO	BLK	STL	PTS.	AVG.
2020-21	16-0	118	7.4	5-20	.250	2-12	.167	13-20	.650	10-19	29-1.8	4	4	0	2	25	1.6
TOTAL	16-0	118	7.4	5-20	.250	2-12	.167	13-20	.650	10-19	29-1.8	4	4	0	2	25	1.6



# 11 ZEYNO SEREN

FRESHMAN • GUARD  
ANKARA, TURKEY  
TED ANKARA COLLEGE PRIVATE HS



**HIGH SCHOOL:** Graduated from TED Ankara College Private High School in 2021 ... named athlete of the year ... averaged 16.2 points, 5.1 assists, 7.0 rebounds and 3.0 steals.

**INTERNATIONAL EXPERIENCE:** Played for BOTAS Sports Club ... Ankara champion twice ... competed for Turkey at the U16 European Championship in 2019 and the Baku Youth Olympics ... averaged 23.2 minutes on the court, 4.0 rebounds per game, 1.6 assists per game and 1.4 steals per game with the national team.

**PERSONAL:** Born Oct. 8 in Ankara ... parents are Çağla and Ozan ... has a twin brother, Can, and sister, Ela.

**Coach Bradbury on Seren:** “Zeyno brings a lot of versatility to our perimeter game, being able to play any guard spot,” Bradbury commented. “She can score at every level and has the ability to make tough shots.”

**Why She Chose New Mexico:** “I picked UNM because the staff helped me feel the family environment in their communication during the recruitment process. Besides that, I’m super excited to play in front of New Mexico’s great fans at The Pit. Go Lobos!”

## CAREER HIGHS

### POINTS

MW

Career

### REBOUNDS

MW

Career

### FG MADE

MW

Career

### FG ATTEMPTED

MW

Career

### 3FG MADE

MW

Career

### 3FG ATTEMPTED

MW

Career

### FT MADE

MW

Career

### FT ATTEMPTED

MW

Career

### ASSISTS

MW

Career

### STEALS

MW

Career

### BLOCKS

MW

Career

### MINUTES

MW

Career





# 12 ANIYAH AUGMON

FRESHMAN • GUARD  
SAN JOSÉ, CALIF.  
WOODSIDE PRIORY SCHOOL



**HIGH SCHOOL:** Graduated from Woodside Priory School, but previously attended Silver Creek High School from 2016-17 ... helped lead her teams to three CCS Championships (2017, 2018, 2019) ... averaged 14.0 points, 7.0 rebounds, 4.0 assists and 3.0 steals throughout her high school career ... first team all-league in 2019, honorable mention in 2018 and second team all-league in 2017 ... attended the Adidas All-American Camp ... named the Dream Big Player of the Game in the Martin Luther King Classic.

**PERSONAL:** Born December 29 in Santa Clara, Calif. ... parents are Demetrius and Meagen Augmon ... has six siblings: Tina, Adrianna, Emerald, Leilani, Kris and Joshua ... cousin, Stacey Augmon, played in the NBA from 1991 to 2006 with Atlanta (1991-96), Detroit (1995-96), Portland (1996-2001), Charlotte (2001-02), New Orleans (2002-04), Orlando (2004-06).

**Coach Bradbury on Augmon:**

“Aniyah is a very good defender who has a chance to become an elite defender. Also, she has the ability to score in a variety of ways. Aniya will add athleticism in the backcourt. This is a great addition to our team.”

**Why She Chose New Mexico:**

“I chose UNM because I got a real family feel while I was in constant communication with the coaching staff during my recruitment. The Lobos have an up-tempo style which is the perfect fit for me. UNM checked every box on my checklist!”

## CAREER HIGHS

**POINTS**

MW

Career

**REBOUNDS**

MW

Career

**FG MADE**

MW

Career

**FG ATTEMPTED**

MW

Career

**3FG MADE**

MW

Career

**3FG ATTEMPTED**

MW

Career

**FT MADE**

MW

Career

**FT ATTEMPTED**

MW

Career

**ASSISTS**

MW

Career

**STEALS**

MW

Career

**BLOCKS**

MW

Career

**MINUTES**


MW

Career



# 13 SHAIQUEL McGRUDER

SENIOR • FORWARD  
TROTWOOD, OHIO  
TROTWOOD-MADISON HS



**JUNIOR (2020-21):** Started in all 20 games, averaging 23.6 minutes per game, 9.1 points per game, 6.0 rebounds per game, 1.5 steals per game and 1.2 blocks per game ... scored in double figures in nine games, with a season-high 17 at Sam Houston State ... twice recorded double-digit rebounds in a game (13 at Sam Houston State and 15 against Colorado State) ... recorded a double-double against Sam Houston State with 17 points and 13 rebounds, and also had five blocks and three steals ... registered a career-high four assists against Fresno State on Jan. 28 and five blocks at Sam Houston State ... second on the team in total rebounds (119) and rebounds per game, steals per game, but tied for the team high in total steals (30) ... led the team in blocked shots with 23 ... sixth in the MW in blocked shots per game ... named to the Mountain West All-Defensive Team.

**SOPHOMORE (2019-20):** Competed in 31 contests for the Lobos as a sophomore including eight starts ... averaged 6.9 points, 5.6 rebounds, 1.2 steals and 0.8 blocks per game ... shot .595 from the field (97-163) and .741 from the free throw line

(20-27) ... scored in double figures 10 times on the season including a career-high 18 points on Dec. 10 vs. Northern NM ... posted a career-high 17 rebounds in the Mountain West First Round against Nevada.

**FRESHMAN (2018-19):** Appeared in 26 games, all off the bench, for the Lobos in her true freshman campaign ... shot 57% overall from the floor (33-of-58) and averaged 2.8 points per game ... hauled in 71 total rebounds and averaged 2.7 rebounds per game ... pulled down a game-high 13 rebounds in her collegiate debut against Texas State (11/9/18) ... had her best overall game against Air Force (1/2/19) as she narrowly missed out on a double-double after having nine points on 4-of-4 shooting from the floor and nine rebounds ... had seven games with five or more rebounds.

## CAREER HIGHS

### POINTS

MW: 16, Colorado St. (3/4/21)  
Career: 18, Northern N.M. (12/10/19)

### REBOUNDS

MW: 17, Nevada (3/1/20)  
Career: Same

### FG MADE

MW: 7, 3x  
Career: 9, Northern N.M. (12/10/19)

### FG ATTEMPTED

MW: 12, San Diego St. (2/12/20)  
Career: Same

### 3FG MADE

MW: 1, 5x  
Career: 2, Sam Houston St. (12/6/20)

### 3FG ATTEMPTED

MW: 4, Colorado St. (3/4/21)  
Career: Same

### FT MADE

MW: 3, Colorado St. (3/4/21)  
Career: 3, 2x

### FT ATTEMPTED

MW: 3, Colorado State (3/4/21)  
Career: 4, 2x

### ASSISTS

MW: 4, Fresno St. (1/28/21)  
Career: Same

### STEALS

MW: 4, Fresno St. (1/28/21)  
Career: 8, West Virginia (11/29/19)

### BLOCKS

MW: 4, at UNLV (1/15/21)  
Career: 5, Sam Houston St. (12/6/20)

### MINUTES

MW: 33, Nevada (2/19/20)  
Career: 34, Sam Houston St. (12/6/20)

## CAREER STATISTICS

SEASON	GP-GS	MIN.	AVG.	FG-FGA	PCT.	3FG-FGA	PCT.	FT-FTA	PCT.	OFF-DEF	TOT-AVG.	A	TO	BLK	STL	PTS.	AVG.
2018-19	26-0	212	8.1	33-58	.569	0-0	.000	7-18	.389	32-39	71-2.7	3	7	14	24	73	2.8
2019-20	31-8	558	18.0	97-163	.595	1-10	.100	20-27	.741	66-108	174-5.6	8	29	26	38	215	6.9
2020-21	20-20	471	23.6	80-132	.606	7-19	.368	15-22	.682	42-77	119-6.0	15	30	23	30	182	9.1
TOTAL	77-28	1241	16.1	210-353	.595	8-29	.276	42-67	.627	140-224	364-4.7	26	66	63	92	470	6.1



# 21 MACKENZIE CURTIS

FRESHMAN • GUARD  
LAKESIDE, CALIF.  
EL CAPITAN HS



**HIGH SCHOOL:** League champion in 2018 ... four-time team MVP, three-time league MVP, four-time San Diego Union Tribune Scholar-Athlete, San Diego Union Tribune All-Academic Team Captain, three-time WBCA National Player of the Week and was named to the So-Cal Holiday Prep Classic All-Tournament Team ... averaged 22.2 points, 9.5 rebounds, 3.3 assists, 3.5 steals and 1.0 blocks per game ... named First-Team All-CIF in 2020 and Second Team All-CIF in 2019 ... no. 1 scorer in San Diego for two years , no. 3 in California for scoring in the class of 2021.

**PERSONAL:** Born April 26 in San Diego, Calif. ... parents are Kelly and Darin Curtis ... has three siblings: Dylan, Andrew and Jessica ... intends to major in education.

**Coach Bradbury on Curtis:**

“The signing of Kenzie will add a tremendous scoring punch from the wing spot. She is one of the leading scorers in the entire

country and she is one of the best shooters I’ve ever seen.”

**Why She Chose New Mexico:**

“I picked UNM because of the women’s basketball fan base, the coaching staff, the drive to win while building a great team environment, and lastly for the opportunity to call The PIT home!”

## CAREER HIGHS

**POINTS**

MW

Career

**REBOUNDS**

MW

Career

**FG MADE**

MW

Career

**FG ATTEMPTED**

MW

Career

**3FG MADE**

MW

Career

**3FG ATTEMPTED**

MW

Career

**FT MADE**

MW

Career

**FT ATTEMPTED**

MW

Career

**ASSISTS**

MW

Career

**STEALS**

MW

Career

**BLOCKS**

MW

Career

**MINUTES**


MW

Career



# 23 JAEDYN DE LA CERDA

SENIOR • GUARD  
ROSWELL, N.M.  
ROSWELL HS



**SENIOR (2020-21):** Started all 20 games, averaging 28.1 minutes per game, 15.0 points per game, 5.2 rebounds per game, 0.9 steals per game and 0.2 blocks per game ... scored in double figures in 17 games, with 20-plus points in six games including the last two games of the season ... twice finished with 28 points (at UNLV and against California Baptist) ... recorded her first double-double with 13 points and 11 rebounds at Arkansas-Pine Bluff, finishing with a career high in rebounds ... led the Lobos in scoring in four games and tied for the team high in one game ... led the team in rebounding in five games ... made five three-pointers in two separate games (at UNLV, vs. Fresno State) ... led the team in scoring with 300 points and in points per game, in field-goal attempts (245) and made field goals (107), and in free-throw percentage (.857) ... third on the team in made three-pointers (32) and in rebounds (104) and rebounds per game ... fifth in the MW in points per game and in field-goal percentage (.437), but led the conference in free-throw percentage ... named to the Mountain West All-Conference Team and MW All-Tournament Team.

**JUNIOR (2019-20):** Saw action in 31 contests with 14 starts as a junior, including the final 13 games of the season ... one of just four Lobos to average scoring in double figures with 11.0 points per game ... posted 2.8 rebounds, 1.9 assists and 1.4 steals in 26.4 minutes per game ... shot .372 from the floor (121-325) including

.326 from behind the arc (47-144) ... finished third on the team from the free throw line at 81.3 percent (52-64) ... scored in double figures 15 times including seven games in which she scored 20 points or more ... tallied her season-high 26 points on Nov. 17 at NM State ... made a season-most five threes at UNLV on Feb. 15.

**SOPHOMORE (2018-19):** Played in 30 games and made five starts for the Lobos as a sophomore ... a scoring catalyst off the bench, De La Cerda set a program record for points off the bench as she scored 31 points vs. San José State (2/27/19) ... in the game against San José State, De La Cerda buried seven three-points to set a personal game-best ... tied as the team's fourth-leading scorer on the season averaging 7.6 points per game ... overall shot 37% from the field (82-of-221) with nearly half of her field goal makes coming from beyond the three-point line ... also averaged 2.9 rebounds per game and 1.5 assists per game.

**FRESHMAN (2017-18):** Appeared in 13 games off the bench for the Lobos as a freshman ... scored a season-high seven points in the season-opener against Northern New Mexico (11/15/17) ...also registered three rebounds, a block, and two assists in that game - all are single-game career bests.

## CAREER HIGHS

### POINTS

MW: 31, San José St. (2/27/19)  
Career: Same

### REBOUNDS

MW: 9, Nevada (12/31/20)  
Career: 11, at Arkansas-PB (12/17/20)

### FG MADE

MW: 12, San José St. (2/27/19)  
Career: Same

### FG ATTEMPTED

MW: 22, Fresno State (1/30/21)  
Career: 26, Cal. Baptist (3/19/21)

### 3FG MADE

MW: 7, San José St. (2/27/19)  
Career: Same

### 3FG ATTEMPTED

MW: 13, 2x  
Career: Same

### FT MADE

MW: 6, UNLV (2/15/20)  
Career: 14, at Sam Houston St. (12/6/20)

### FT ATTEMPTED

MW: 7, UNLV (2/15/20)  
Career: 15, at Sam Houston St. (12/6/20)

### ASSISTS

MW: 5, Nevada (12/31/20)  
Career: 8, NMSU (11/17/19)

### STEALS

MW: 4, 2x, both Air Force  
Career: Same

### BLOCKS

MW: 1, 2x  
Career: 1, 7x

### MINUTES

MW: 44, San Diego State (3/11/19)  
Career: Same

## CAREER STATISTICS

SEASON	GP-GS	MIN.	AVG.	FG-FGA	PCT.	3FG-FGA	PCT.	FT-FTA	PCT.	OFF-DEF	TOT-AVG.	A	TO	BLK	STL	PTS.	AVG.
2017-18	13-0	35	2.7	8-20	.400	2-10	.200	5-6	.833	2-5	7-0.5	2	4	1	5	23	1.8
2018-19	30-5	557	18.6	82-221	.371	40-135	.296	25-32	.781	12-75	87-2.9	44	30	1	30	229	7.6
2019-20	31-14	814	26.3	121-325	.372	47-144	.326	52-64	.813	28-59	87-2.8	60	37	1	42	341	11.0
2020-21	20-20	562	28.1	107-245	.437	32-99	.323	54-63	.857	34-70	104-5.2	47	36	4	18	300	15.0
TOTAL	115-52	2323	20.2	327-700	.467	63-202	.312	110-166	.663	137-370	507-4.4	115	154	123	95	827	7.2



# 30 PAULA REUS

FRESHMAN • FORWARD  
PALMA DE MALLORCA, SPAIN  
IES JOAQUIM BLUME



**HIGH SCHOOL:** Graduated from IES Joaquim Blume.

**INTERNATIONAL EXPERIENCE:** Played on the U16 Spanish national team at the U16 FIBA 2019 European Championship, finishing third ... averaged 11.7 minutes, 3.5 points, 2.8 rebounds, 0.8 assists and 0.7 steals per game ... best performance came against Sweden, scoring nine points and grabbed seven rebounds to go along with two steals and an assist ... played for Barça CBS LF2, winning the regular season championship, and qualified for the finals ... Balearic selection five of six years ... also played for Bahía San Agustín and Segle XXI ... played in 25 games and averaging 4.7 points per game with Segle XXI.

**PERSONAL:** Born Nov. 30 in Palma de Mallorca ... parents are Maria Teresa and Guillermo ... has one sibling, Alex ... undecided on major.

**Coach Bradbury on Reus:**

“We are excited about the addition of Paula to our program. She will provide depth at the forward position and her international experience will be an added bonus to our team.”

**Why She Chose New Mexico:**

“I chose UNM because I feel I can grow as a person and a player,” Reus commented. “The University is really good academically and I can get a quality education while playing basketball. The coaching staff has been really supportive during my recruitment process, and I felt wanted. Being far away from home, I feel I can have my family away from home here.”

## CAREER HIGHS

**POINTS**

MW

Career

**REBOUNDS**

MW

Career

**FG MADE**

MW

Career

**FG ATTEMPTED**

MW

Career

**3FG MADE**

MW

Career

**3FG ATTEMPTED**

MW

Career

**FT MADE**

MW

Career

**FT ATTEMPTED**

MW

Career

**ASSISTS**

MW

Career

**STEALS**

MW

Career

**BLOCKS**

MW

Career

**MINUTES**

MW

Career



# 32 ANTONIA ANDERSON

SENIOR • GUARD/FORWARD  
CIBOLO, TEXAS  
BYRON P. STEELE II HS



**SENIOR (2020-21):** Named to the Mountain West All-Conference Team ... started in all 20 games, averaging 12.1 points per game, 6.2 rebounds per game, 1.9 assists per game, 1.0 steals per game and 1.0 blocks per game ... scored 10-plus points in 13 games with a career-high 29 points in the win over UNLV on Jan. 17 ... made a career-high 12 baskets at UNLV ... led the team in rebounds (123) and rebounds per game ... twice led the Lobos in scoring and six times in rebounding ... recorded two double-doubles with 14 points and 10 rebounds at Air Force and 10 points and 11 rebounds against Colorado State (tied a career high) ... went 22-for-67 from behind the arc, making a career-high four at UNLV on Jan. 17 ... registered five assists against Fresno State in the MW semi-final to tie a career high ... led the team in rebounds per game and total rebounds, was second in made field goals (98) and blocked shots (19) and was third in total points (242).

**JUNIOR (2019-20):** Competed in all 32 games for the Lobos, starting 31 ... averaged 8.8 points, 5.3 rebounds, 1.7 assists, 1.3 blocks and 1.2 steals per game ... finished the season ranked second in the Mountain West in blocked shots per game (1.34) ... shot .418 from the floor and .315 from behind the arc ... also shot 71.8 percent from the free throw line (28-39) ... scored in double figures 14 times on the season ... registered a career-high 23 points on Jan. 1 against San Jose State ... posted three double-doubles on the season ... collected 10 or more rebounds five times ... named 2020 Mountain West Academic All-Conference.

**SOPHOMORE (2018-19):** Continued to be an integral role player for the Lobos coming off the bench as she played in all 31 games for the Lobos as a sophomore ... averaging 17.9 minutes per game, Anderson was a 46% shooter overall from the floor (65-of-141) and a 74% shooter from the free throw line (34-of-46) ... also averaged 5.6 points per game and 3.8 rebounds per game ... scored in double figures in five of her final 12 games ... matched her career-high in points scored with 13 against Utah State (2/20/19) ... had 13 games with five or more rebounds ... set a new single-game high of eight rebounds against Auburn (11/11/18) ... matched that later in the season against Oklahoma (11/28/18)

**FRESHMAN (2017-18):** Appeared in 32 games and made one start as a freshman for the Lobos ... averaged 4.1 points per game and 3.0 rebounds ... shot .571 (52-of-91) overall from the floor and converted 60% of free throw attempts (24-of-40) ... led the team and ranked third in the Mountain West in blocked shots with 34 ... scored a season-high 13 points on a perfect 5-of-5 shooting from the floor and 3-of-4 from the free throw line against Boise State ... registered five or more rebounds in eight games and hauled in a season-high seven rebounds on three occasions (12/10 vs. Navy, 12/28 at Air Force, 2/14 at Utah State) ... was selected to compete in the 2018 USA Basketball 3 3 Open National Championships along with teammates Jaisa Nunn, Aisia Robertson and Madi Washington.

## CAREER HIGHS

### POINTS

MW: 29, at UNLV (1/17/21)

Career: Same

### REBOUNDS

MW: 11, 2x

Career: 11, 3x

### FG MADE

MW: 12, at UNLV (1/17/21)

Career: Same

### FG ATTEMPTED

MW: 19, Fresno St. (3/9/21)

Career: Same

### 3FG MADE

MW: 4, at UNLV (1/17/21)

Career: Same

### 3FG ATTEMPTED

MW: 11, Colorado St. (3/4/21)

Career: Same

### FT MADE

MW: 6, San Diego St. (2/12/20)

Career: Same

### FT ATTEMPTED

MW: 6, 2x

Career: 6, 4x

### ASSISTS

MW: 5, 2x

Career: Same

### STEALS

MW: 4, Fresno St. (2/1/20)

Career: Same

### BLOCKS

MW: 4, 2x

Career: 6, UC Riverside (11/5/19)

### MINUTES

MW: 37, 2x

Career: Same

## CAREER STATISTICS

SEASON	GP-GS	MIN.	AVG.	FG-FGA	PCT.	3FG-FGA	PCT.	FT-FTA	PCT.	OFF-DEF	TOT-AVG.	A	TO	BLK	STL	PTS.	AVG.
2017-18	32-1	417	13.0	52-91	.571	2-10	.200	24-40	.600	31-65	96-3.0	5	17	34	13	130	4.1
2018-19	31-0	555	17.9	65-141	.461	10-33	.303	34-46	.739	45-72	117-3.8	19	36	27	24	174	5.6
2019-20	32-31	865	27.0	112-268	.418	29-92	.315	28-39	.718	35-136	171-5.3	54	64	43	39	281	8.8
2020-21	20-20	486	24.3	98-200	.490	22-67	.328	24-41	.585	26-97	123-6.2	37	37	19	19	242	12.1
TOTAL	115-52	2323	20.2	327-700	.467	63-202	.312	110-166	.663	137-370	507-4.4	115	154	123	95	827	7.2



# 33 VIANÈ CUMBER

FRESHMAN • GUARD  
ALBUQUERQUE, N.M.  
SANDIA HS



**HIGH SCHOOL:** Albuquerque native who played at Sandia High School ... 2019-20 and 2021-21 New Mexico Gatorade Girls Basketball Player of the Year ... twice named MaxPreps New Mexico High School Girls Basketball Player of the Year ... averaged 26.5 points, 9.3 rebounds, 2.2 assists and 1.5 steals her senior season and 22.4 points, 10.6 rebounds, 2.5 assists and 3.3 steals as a junior ... led her team to a pair of district championships in 2018 and 2019 ... first team All-Metro and District Player of the Year in 2019 ... named the best high school basketball player in New Mexico by MaxPreps ... named Sandia Female Athlete of the Year.

**PERSONAL:** Born Oct. 4 in Albuquerque ... parents are Serena and John Cumber ... has two siblings: Dion and Adam ... Adam was a former walk-on with the men's basketball team ... intends to major in exercise science.

**Coach Bradbury on Cumber:** "I'm elated with the signing of Vianè. To add the Gatorade Player of the Year from New Mexico in this class is exciting. She brings versatility and size to the guard spot and her ability to score is tremendous. Her character and work ethic is also a huge asset."

**Why She Chose New Mexico:** "I'm super excited to play in front of my hometown and in front of the people and city who helped me grow and be the player I am today! I'm excited to continue making the Lobos great and I can't wait to get started!"

## CAREER HIGHS

**POINTS**

MW

Career

**REBOUNDS**

MW

Career

**FG MADE**

MW

Career

**FG ATTEMPTED**

MW

Career

**3FG MADE**

MW

Career

**3FG ATTEMPTED**

MW

Career

**FT MADE**

MW

Career

**FT ATTEMPTED**

MW

Career

**ASSISTS**

MW

Career

**STEALS**

MW

Career

**BLOCKS**

MW

Career

**MINUTES**


MW

Career



# 34 NEVAEH PARKINSON

SOPHOMORE • FORWARD/CENTER  
DALLAS, TEXAS  
JOHN PAUL II HS



### FRESHMAN (2020-21):

Appeared in eight games ... scored a season-high five points at Arkansas-Pine Bluff for her first collegiate points and finished with a block and two rebounds ... twice finished with two rebounds (also at Utah State).

**HIGH SCHOOL:** Competed for John Paul II High School in Long Beach, Calif. ... also played for Parish Episcopal School in Texas where she helped her team to the state championship in the 2017-18 season ... 2x First Team All-District ... 2x First Team All-State honoree ... named Defensive Player of the Year ... earned First Team All-Tournament honors twice ... averaged 18.3 points, 10.1 rebounds and 1.4 blocks per game ... also competed for DWF Elite, Sophia Young and Blue Star Dallas ... named to the National Honor Society ... an Academic Honor recipient.

**PERSONAL:** Born April 29 In Inglewood, Calif. to parents Paige and Timothy ... has three siblings, Mekhi, Vincent and Aria ... hobbies include playing basketball, listening to music, going to concerts and watching movies ... favorite athletes are Blake Griffin and Kalani Brown ... favorite food is seafood ... favorite movie is The Grinch Who Stole Christmas.

### CAREER HIGHS

#### POINTS

MW:

Career: 5, at Arkansas-PB (12/17/20)

#### REBOUNDS

MW: 2, at Utah State (3/1/21)

Career: 2, 2x

#### FG MADE

MW:

Career: 2, at Arkansas-PB (12/17/20)

#### FG ATTEMPTED

MW: 2, 2x

Career: 2, 3x

#### 3FG MADE

MW:

Career: 1, at Arkansas-PB (12/17/20)

#### 3FG ATTEMPTED

MW: 1, 4x

Career: 1, 5x

#### FT MADE

MW:

Career:

#### FT ATTEMPTED

MW:

Career: 2, at Midwestern St. (12/4/20)

#### ASSISTS

MW:

Career:

#### STEALS

MW:

Career:

#### BLOCKS

MW:

Career: 1, at Arkansas-PB (12/17/20)

#### MINUTES

MW: 3, 2x

Career: 7, at Arkansas-PB (12/17/20)

### CAREER STATISTICS

SEASON	GP-GS	MIN.	AVG.	FG-FGA	PCT.	3FG-FGA	PCT.	FT-FTA	PCT.	OFF-DEF	TOT-AVG.	A	TO	BLK	STL	PTS.	AVG.
2020-21	8-0	21	2.7	2-9	.222	1-5	.200	0-2	.000	0-6	6-0.8	0	1	1	0	5	0.6
TOTAL	8-0	21	2.7	2-9	.222	1-5	.200	0-2	.000	0-6	6-0.8	0	1	1	0	5	0.6



# INDIVIDUAL 2020-21 GAME-BY-GAME STATISTICS

## LATASYA DUFF'S GAME-BY-GAME STATISTICS

### 2020-21 - JUNIOR

Date	Opponent	S	MP	FG-A	3P-A	FT-A	O-D-R	PF	A	TO	B	S	PTS
12/4	at Midwestern St.	31	4-13	3-10	5-7	3-2-5	4	6	0	1	2	16	
12/6	at Sam Houston St.	20	3-7	1-4	8-10	0-0-0	2	0	3	0	0	15	
12/17	at Arkansas-PB	25	10-11	4-5	4-5	1-6-7	1	3	1	0	0	28	
12/31	at Nevada	21	4-9	3-7	2-2	0-2-2	3	0	1	0	0	13	
1/2	at Nevada	23	4-10	1-4	1-3	1-2-3	1	1	0	0	0	10	
1/15	at UNLV	25	5-10	4-8	3-3	0-4-4	2	2	0	0	1	17	
1/17	at UNLV	16	2-7	0-4	0-2	3-3-6	0	4	1	0	1	4	
1/28	vs Fresno St.	21	3-11	1-7	6-7	0-1-1	4	2	2	0	0	13	
1/30	vs Fresno St.	22	2-9	1-6	0-0	2-2-4	1	1	1	0	0	5	
2/3	at San Diego St.	22	6-9	6-9	1-2	0-2-2	3	0	0	0	0	19	
2/5	at San Diego St.	22	1-9	1-8	2-2	0-3-3	2	0	2	0	0	5	
2/23	at Air Force	* 38	11-20	6-12	3-5	1-2-3	1	1	1	0	5	31	
2/24	at Air Force	* 37	6-16	3-6	5-5	1-6-7	0	3	1	0	2	20	
2/28	at Utah St.	* 23	9-12	6-9	4-4	0-2-2	3	4	1	0	1	28	
3/1	at Utah St.	* 28	8-13	6-7	3-3	0-4-4	2	4	1	0	1	25	
3/4	vs Colorado St.	22	0-5	0-3	0-0	0-3-3	2	3	1	0	2	0	
3/5	vs Colorado St.	23	1-6	0-2	2-2	1-1-2	3	3	1	2	0	4	
3/8	vs Air Force	20	5-6	2-2	2-2	0-2-2	2	0	1	0	1	14	
3/9	vs. Fresno St.	24	4-9	2-5	0-0	0-0-0	1	1	3	0	0	10	
3/19	vs. Calif. Baptist	32	5-17	2-12	8-8	0-0-0	0	1	1	1	1	20	

## LATORA DUFF'S GAME-BY-GAME STATISTICS

### 2020-21 - JUNIOR

Date	Opponent	S	MP	FG-A	3P-A	FT-A	O-D-R	PF	A	TO	B	S	PTS
12/4	at Midwestern St.	* 34	4-8	0-1	6-9	0-4-4	1	5	2	1	4	14	
12/6	at Sam Houston St.	* 27	5-10	1-2	4-6	2-2-4	3	5	5	1	1	15	
12/17	at Arkansas-PB	* 25	4-9	3-7	2-2	1-3-4	1	4	1	0	1	13	
12/31	at Nevada	* 25	5-8	3-5	0-0	1-0-1	4	5	1	1	0	13	
1/2	at Nevada	* 29	5-9	0-0	0-0	0-7-7	2	4	3	0	1	10	
1/15	at UNLV	* 26	4-7	1-3	0-0	1-2-3	1	2	2	0	1	9	
1/17	at UNLV	* 33	6-11	3-7	0-0	0-3-3	0	3	8	0	3	15	
1/28	vs Fresno St.	* 23	2-8	0-3	0-0	1-6-7	1	3	0	0	1	4	
1/30	vs Fresno St.	* 25	3-6	1-3	2-2	0-4-4	1	3	1	0	3	9	
2/3	at San Diego St.	* 23	1-4	1-2	0-0	0-0-0	1	4	0	0	1	3	
2/5	at San Diego St.	* 26	1-5	1-4	0-0	0-1-1	1	2	2	0	3	3	
2/23	at Air Force	* 28	1-4	0-1	0-0	0-2-2	2	4	4	0	1	2	
2/24	at Air Force	* 28	3-9	1-6	1-2	0-4-4	0	0	3	0	1	8	
2/28	at Utah St.	* 21	4-6	3-4	0-1	0-4-4	2	5	0	0	0	11	
3/1	at Utah St.	* 29	1-3	1-3	0-0	0-4-4	2	9	0	0	0	3	
3/4	vs Colorado St.	* 31	5-7	2-4	0-0	0-4-4	2	2	2	0	1	12	
3/5	vs Colorado St.	* 21	4-8	1-2	0-0	0-3-3	1	3	1	0	0	9	
3/8	vs Air Force	* 25	1-5	0-2	0-0	0-1-1	0	3	2	0	0	2	
3/9	vs. Fresno St.	* 37	0-6	0-6	1-2	0-6-6	2	8	2	0	3	1	
3/19	vs. Calif. Baptist	* 28	2-4	0-1	0-0	0-2-2	0	4	0	0	0	4	

## McGRUDER'S GAME-BY-GAME STATISTICS

### 2020-21 - JUNIOR

Date	Opponent	S	MP	FG-A	3P-A	FT-A	O-D-R	PF	A	TO	B	S	PTS
12/4	at Midwestern St.	* 10	1-2	0-0	0-0	2-2-4	3	0	1	0	2	2	
12/6	at Sam Houston St.	* 34	7-10	2-3	1-3	4-9-13	3	0	5	3	3	17	
12/17	at Arkansas-PB	* 17	3-7	0-0	3-4	3-4-7	0	1	1	0	2	9	
12/31	at Nevada	* 23	7-11	1-2	0-0	2-4-6	3	0	0	0	3	15	
1/2	at Nevada	* 26	4-6	0-1	0-0	0-2-2	2	0	1	1	3	8	
1/15	at UNLV	* 21	1-3	0-1	0-0	0-4-4	2	0	1	4	1	2	
1/17	at UNLV	* 28	1-3	0-0	1-2	1-3-4	3	0	0	2	1	3	
1/28	vs Fresno St.	* 33	7-9	0-0	0-0	1-6-7	1	4	1	1	4	14	
1/30	vs Fresno St.	* 31	7-8	0-0	0-0	2-1-3	1	2	0	0	0	14	
2/3	at San Diego St.	* 24	6-6	1-1	2-2	6-3-9	2	0	1	1	2	15	
2/5	at San Diego St.	* 17	5-7	1-1	0-0	1-3-4	3	0	0	1	0	11	
2/23	at Air Force	* 30	2-4	0-1	0-0	0-3-3	1	2	2	1	2	4	
2/24	at Air Force	* 30	2-5	0-1	0-0	1-2-3	2	1	3	1	0	4	
2/28	at Utah St.	* 20	2-4	0-1	0-0	1-2-3	3	0	1	1	1	4	
3/1	at Utah St.	* 13	2-4	0-0	1-2	1-5-6	2	1	2	1	2	5	
3/4	vs Colorado St.	* 27	6-10	1-4	3-3	2-7-9	3	0	2	1	0	16	
3/5	vs Colorado St.	* 30	3-10	0-2	1-2	6-9-15	3	1	3	1	2	7	
3/8	vs Air Force	* 19	4-8	0-0	2-2	2-2-4	1	1	2	1	1	10	
3/9	vs. Fresno St.	* 23	6-10	0-0	1-2	4-5-9	2	1	2	1	0	13	
3/19	vs. Calif. Baptist	* 15	4-5	1-1	0-0	3-1-4	0	1	2	0	1	9	

## VANBENNEKOM GAME-BY-GAME STATISTICS

### 2020-21 - FRESHMAN

Date	Opponent	S	MP	FG-A	3P-A	FT-A	O-D-R	PF	A	TO	B	S	PTS
12/4	at Midwestern St.	19	1-5	1-4	6-8	1-2-3	3	1	1	0	0	0	9
12/6	at Sam Houston St.	14	0-2	0-2	2-2	1-2-3	2	0	0	0	0	0	2
12/17	at Arkansas-PB	13	1-3	0-2	3-4	3-2-5	3	0	0	0	0	0	5
12/31	at Nevada	6	1-2	0-1	0-0	0-1-1	0	0	0	0	0	0	2
1/2	at Nevada	5	0-0	0-0	0-0	0-0-0	0	0	0	0	0	0	0
1/15	at UNLV	6	0-0	0-0	0-0	0-1-1	1	1	1	0	0	0	0
1/30	vs Fresno St.	3	0-1	0-1	0-0	0-1-1	0	0	0	0	0	0	0
2/3	at San Diego St.	4	1-1	1-1	0-0	0-0-0	0	0	0	0	0	0	3
2/5	at San Diego St.	10	0-2	0-1	0-0	2-5-7	0	1	0	0	0	0	0
2/23	at Air Force	8	0-1	0-0	1-2	2-2-4	0	1	1	0	0	0	1
2/24	at Air Force	6	0-0	0-0	0-0	1-1-2	0	0	1	0	0	0	0
2/28	at Utah St.	12	0-1	0-0	0-2	0-0-0	3	0	0	0	2	0	0
3/1	at Utah St.	9	1-1	0-0	1-2	0-2-2	0	0	0	0	0	0	3
3/4	vs Colorado St.	1	0-0	0-0	0-0	0-0-0	0	0	0	0	0	0	0
3/8	vs Air Force	1	0-0	0-0	0-0	0-0-0	0	0	0	0	0	0	0
3/19	vs. Calif. Baptist	1	0-1	0-0	0-0	0-0-0	1	0	0	0	0	0	0

## DE LA CERDA GAME-BY-GAME STATISTICS

### 2020-21 - SENIOR

Date	Opponent	S	MP	FG-A	3P-A	FT-A	O-D-R	PF	A	TO	B	S	PTS
12/4	at Midwestern St.	* 24	5-12	3-9	3-4	2-3-5	4	3	2	1	2	16	
12/6	at Sam Houston St.	* 36	5-9	0-3	14-15	5-1-6	2	5	2	1	1	24	
12/17	at Arkansas-PB	* 25	5-15	1-5	2-2	6-5-11	2	6	0	0	3	13	
12/31	at Nevada	* 30	9-13	3-5	0-2	0-9-9	3	5	2	0	0	21	
1/2	at Nevada	* 26	4-10	0-3	4-4	2-4-6	1	1	0	0	0	12	
1/15	at UNLV	* 30	2-11	0-4	0-2	2-6-8	2	4	5	0	1	4	
1/17	at UNLV	* 30	9-13	5-9	5-5	1-4-5	0	0	3	1	2	28	
1/28	vs Fresno St.	* 30	5-15	0-5	4-4	2-4-6	1	2	2	0	0	14	
1/30	vs Fresno St.	* 35	6-22	2-9	0-0	2-6-8	3	2	3	0	3	14	
2/3	at San Diego St.	* 23	0-4	0-3	0-0	1-1-2	1	2	1	0	0	0	
2/5	at San Diego St.	* 23	3-4	2-3	2-2	0-0-0	1	0	4	0	1	10	
2/23	at Air Force	* 34	5-13	2-7	4-4	0-3-3	0	2	0	0	0	16	
2/24	at Air Force	* 32	7-8	2-3	0-0	0-3-3	3	1	1	0	0	16	
2/28	at Utah St.	* 21	4-12	1-4	2-2	3-4-7	1	2	1	0	1	11	
3/1	at Utah St.	* 25	8-15	2-4	4-4	1-2-3	2	0	0	0	1	22	
3/4	vs Colorado St.	* 26	4-12	1-2	4-5	0-4-4	1	4	2	0	0	13	
3/5	vs Colorado St.	* 27	2-6	0-1	0-0	1-5-6	2	0	2	1	1	4	
3/8	vs Air Force	* 25	5-12	1-4	0-0	1-1-2	0	1	2	0	0	11	
3/9	vs. Fresno St.	* 26	8-13	5-9	2-2	2-1-3	4	1	3	0	0	23	
3/19	vs. Calif. Baptist	* 35	11-26	2-7	4-6	3-4-7	3	6	1	0	2	28	

## ANDERSON GAME-BY-GAME STATISTICS

### 2020-21 - SENIOR

Date	Opponent	S	MP	FG-A	3P-A	FT-A	O-D-R	PF	A	TO	B	S	PTS
12/4	at Midwestern St.	* 19	5-5	0-0	3-4	1-1-2	4	1	3	1	0	13	
12/6	at Sam Houston St.	* 20	2-6	1-3	5-6	1-4-5	5	2	2	0	0	10	
12/17	at Arkansas-PB	* 19	5-6	2-3	1-2	1-3-4	2	3	2	1	0	13	
12/31	at Nevada	* 15	0-2	0-0	0-0	0-3-3	3	0	2	1	0	0	
1/2	at Nevada	* 14	3-5	0-1	2-2	0-2-2	5	0	0	0	0	8	
1/15	at UNLV	* 11	3-5	2-4	0-0	1-3-4	5	0	1	0	0	8	
1/17	at UNLV	* 36	12-17	4-6	1-1	2-6-8	4	2	3	1	0	29	
1/28	vs Fresno St.	* 37	8-12	0-2	0-1	0-5-5	1	4	2	4	0	16	
1/30	vs Fresno St.	* 25	4-7	0-0	0-0	2-3-5	4	4	2	2	0	8	
2/3	at San Diego St.	* 30	8-16	2-4	0-3	1-7-8	3	0	1	1	3	18	
2/5</													

# INDIVIDUAL CAREER GAME-BY-GAME STATISTICS

## LATASCYA DUFF'S GAME-BY-GAME STATISTICS

### 2020-21 - JUNIOR

Date	Opponent	S	MP	FG-A	3P-A	FT-A	O-D-R	PF	A	TO	B	S	PTS
12/4	at Midwestern St.	*	31	4-13	3-10	5-7	3-2-5	4	6	0	1	2	16
12/6	at Sam Houston St.	*	20	3-7	1-4	8-10	0-0-0	2	0	3	0	0	15
12/17	at Arkansas-PB	*	25	10-11	4-5	4-5	1-6-7	1	3	1	0	0	28
12/31	at Nevada	*	21	4-9	3-7	2-2	0-2-2	3	0	1	0	0	13
1/2	at Nevada	*	23	4-10	1-4	1-3	1-2-3	1	1	0	0	0	10
1/15	at UNLV	*	25	5-10	4-8	3-3	0-4-4	2	2	0	0	1	17
1/17	at UNLV	*	16	2-7	0-4	0-2	3-3-6	0	4	1	0	1	4
1/28	vs Fresno St.	*	21	3-11	1-7	6-7	0-1-1	4	2	2	0	0	13
1/30	vs Fresno St.	*	22	2-9	1-6	0-0	2-2-4	1	1	1	0	0	5
2/3	at San Diego St.	*	22	6-9	6-9	1-2	0-2-2	3	0	0	0	0	19
2/5	at San Diego St.	*	22	1-9	1-8	2-2	0-3-3	2	0	2	0	0	5
2/23	at Air Force	*	38	11-20	6-12	3-5	1-2-3	1	1	1	0	5	31
2/24	at Air Force	*	37	6-16	3-6	5-5	1-6-7	0	3	1	0	2	20
2/28	at Utah St.	*	23	9-12	6-9	4-4	0-2-2	3	4	1	0	1	28
3/1	at Utah St.	*	28	8-13	6-7	3-3	0-4-4	2	4	1	0	1	25
3/4	vs Colorado St.	*	22	0-5	0-3	0-0	0-3-3	2	3	1	0	2	0
3/5	vs Colorado St.	*	23	1-6	0-2	2-2	1-1-2	3	3	1	2	0	4
3/8	vs Air Force	*	20	5-6	2-2	2-2	0-2-2	2	0	1	0	1	14
3/9	vs Fresno St.	*	24	4-9	2-5	0-0	0-0-0	1	1	3	0	0	10
3/19	vs Calif. Baptist	*	32	5-17	2-12	8-8	0-0-0	0	1	1	1	1	20

### LATORA DUFF'S GAME-BY-GAME STATISTICS

#### 2020-21 - JUNIOR

Date	Opponent	S	MP	FG-A	3P-A	FT-A	O-D-R	PF	A	TO	B	S	PTS
12/4	at Midwestern St.	*	34	4-8	0-1	6-9	0-4-4	1	5	2	1	4	14
12/6	at Sam Houston St.	*	27	5-10	1-2	4-6	2-2-4	3	5	5	1	1	15
12/17	at Arkansas-PB	*	25	4-9	3-7	2-2	1-3-4	1	4	1	0	1	13
12/31	at Nevada	*	25	5-8	3-5	0-0	1-0-1	4	5	1	1	0	13
1/2	at Nevada	*	29	5-9	0-0	0-0	0-7-7	2	4	3	0	1	10
1/15	at UNLV	*	26	4-7	1-3	0-0	1-2-3	1	2	2	0	1	9
1/17	at UNLV	*	33	6-11	3-7	0-0	0-3-3	0	3	8	0	3	15
1/28	vs Fresno St.	*	23	2-8	0-3	0-0	1-6-7	1	3	0	0	1	4
1/30	vs Fresno St.	*	25	3-6	1-3	2-2	0-4-4	1	3	1	0	3	9
2/3	at San Diego St.	*	23	1-4	1-2	0-0	0-0-0	1	4	0	0	1	3
2/5	at San Diego St.	*	26	1-5	1-4	0-0	0-1-1	1	2	2	0	3	3
2/23	at Air Force	*	28	1-4	0-1	0-0	0-2-2	2	4	0	0	1	2
2/24	at Air Force	*	28	3-9	1-6	1-2	0-4-4	0	0	3	0	1	8
2/28	at Utah St.	*	21	4-6	3-4	0-1	0-4-4	2	5	0	0	0	11
3/1	at Utah St.	*	29	1-3	1-3	0-0	0-4-4	2	9	0	0	0	3
3/4	vs Colorado St.	*	31	5-7	2-4	0-0	0-4-4	2	2	2	0	1	12
3/5	vs Colorado St.	*	21	4-8	1-2	0-0	0-3-3	1	3	1	0	0	9
3/8	vs Air Force	*	25	1-5	0-2	0-0	0-1-1	0	3	2	0	0	2
3/9	vs Fresno St.	*	37	0-6	0-6	1-2	0-6-6	2	8	2	0	3	1
3/19	vs Calif. Baptist	*	28	2-4	0-1	0-0	0-2-2	0	4	0	0	0	4

### VANBENNEKOM GAME-BY-GAME STATISTICS

#### 2020 - FRESHMAN

Date	Opponent	S	MP	FG-A	3P-A	FT-A	O-D-R	PF	A	TO	B	S	PTS
12/4	at Midwestern St.	*	19	1-5	1-4	6-8	1-2-3	3	1	1	0	0	9
12/6	at Sam Houston St.	*	14	0-2	0-2	2-2	1-2-3	2	0	0	0	0	2
12/17	at Arkansas-PB	*	13	1-3	0-2	3-4	3-2-5	3	0	0	0	0	5
12/31	at Nevada	*	6	1-2	0-1	0-0	0-1-1	0	0	0	0	0	2
1/2	at Nevada	*	5	0-0	0-0	0-0	0-0-0	0	0	0	0	0	0
1/15	at UNLV	*	6	0-0	0-0	0-0	0-1-1	1	1	1	0	0	0
1/30	vs Fresno St.	*	3	0-1	0-1	0-0	0-1-1	0	0	0	0	0	0
2/3	at San Diego St.	*	4	1-1	1-1	0-0	0-0-0	0	0	0	0	0	3
2/5	at San Diego St.	*	10	0-2	0-1	0-0	2-5-7	0	1	0	0	0	0
2/23	at Air Force	*	8	0-1	0-0	1-2	2-2-4	0	1	1	0	0	1
2/24	at Air Force	*	6	0-0	0-0	0-0	1-1-2	0	0	1	0	0	0
2/28	at Utah St.	*	12	0-1	0-0	0-2	0-0-0	3	0	0	0	2	0
3/1	at Utah St.	*	9	1-1	0-0	1-2	0-2-2	0	0	0	0	0	3
3/4	vs Colorado St.	*	1	0-0	0-0	0-0	0-0-0	0	0	0	0	0	0
3/8	vs Air Force	*	1	0-0	0-0	0-0	0-0-0	0	0	0	0	0	0
3/19	vs Calif. Baptist	*	1	0-1	0-0	0-0	0-0-0	1	0	0	0	0	0

### McGRUDER'S GAME-BY-GAME STATISTICS

#### 2020-21 - JUNIOR

Date	Opponent	S	MP	FG-A	3P-A	FT-A	O-D-R	PF	A	TO	B	S	PTS
12/4	at Midwestern St.	*	10	1-2	0-0	0-0	2-2-4	3	0	1	0	2	2
12/6	at Sam Houston St.	*	34	7-10	2-3	1-3	4-9-13	3	0	5	3	3	17
12/17	at Arkansas-PB	*	17	3-7	0-0	3-4	3-4-7	0	1	1	0	2	9
12/31	at Nevada	*	23	7-11	1-2	0-0	2-4-6	3	0	0	0	3	15
1/2	at Nevada	*	26	4-6	0-1	0-0	0-2-2	2	0	1	1	3	8
1/15	at UNLV	*	21	1-3	0-1	0-0	0-4-4	2	0	1	4	1	2
1/17	at UNLV	*	28	1-3	0-0	1-2	1-3-4	3	0	0	2	1	3
1/28	vs Fresno St.	*	33	7-9	0-0	0-0	1-6-7	1	4	1	1	4	14
1/30	vs Fresno St.	*	31	7-8	0-0	0-0	2-1-3	1	2	0	0	0	14
2/3	at San Diego St.	*	24	6-6	1-1	2-2	6-3-9	2	0	1	1	2	15
2/5	at San Diego St.	*	17	5-7	1-1	0-0	1-3-4	3	0	0	1	0	11
2/23	at Air Force	*	30	2-4	0-1	0-0	0-3-3	1	2	2	1	2	4
2/24	at Air Force	*	30	2-5	0-1	0-0	1-2-3	2	1	3	1	0	4
2/28	at Utah St.	*	20	2-4	0-1	0-0	1-2-3	3	0	1	1	1	4
3/1	at Utah St.	*	13	2-4	0-0	1-2	1-5-6	2	1	2	1	2	5
3/4	vs Colorado St.	*	27	6-10	1-4	3-3	2-7-9	3	0	2	1	0	16
3/5	vs Colorado St.	*	30	3-10	0-2	1-2	6-9-15	3	1	3	1	2	7
3/8	vs Air Force	*	19	4-8	0-0	2-2	2-2-4	1	1	2	1	1	10
3/9	vs Fresno St.	*	23	6-10	0-0	1-2	4-5-9	2	1	2	1	0	13
3/19	vs Calif. Baptist	*	15	4-5	1-1	0-0	3-1-4	0	1	2	0	1	9

## 2019-20 - SOPHOMORE

Date	Opponent	S	MP	FG-A	3P-A	FT-A	O-D-R	PF	A	TO	B	S	PTS
11/5	UC Riverside	*	17	1-5	0-0	0-0	6-2-8	4	0	2	0	2	2
11/8	Northern Ariz.	*	21	4-6	0-0	1-2	2-3-5	3	0	1	0	1	9
11/12	Houston	*	4	1-3	0-0	0-0	2-1-3	0	0	0	1	0	2
11/17	New Mexico St.	*	16	2-3	0-1	0-0	0-8-8	2	0	0	3	0	4
11/19	UTEP	*	16	6-7	0-0	1-1	5-3-8	0	0	1	1	2	13
11/28	Missouri	*	33	2-5	0-0	1-2	5-5-10	3	1	0	1	3	5
11/29	West Virginia	*	31	7-10	0-1	2-4	3-2-5	4	1	2	0	8	16
12/4	Boise State	*	24	6-9	0-0	0-0	2-5-7	1	0	0	1	3	12
12/7	Wyoming	*	27	4-10	0-1	0-0	1-5-6	1	0	0	0	0	8
12/10	Northern N.M.	*	14	9-11	0-0	0-1	4-2-6	1	0	0	1	3	18
12/14	Arizona State	*	19	2-3	0-1	0-0	0-1-1	2	0	0	0	0	4
12/16	New Mexico State	*	21	6-9	0-0	0-0	2-4-6	0	1	0	4	1	12
12/18	Providence	*	20	4-5	0-0	2-2	2-4-6	3	0	0	1	0	10
12/19	Loyola Marymount	*	10	1-3	0-0	2-2	2-2-4	2	0	1	0	2	4
12/20	Ball State	*	28	4-6	0-0	0-0	1-7-8	1	0	0	1	2	8
1/1	San Jose State	*	6	2-2	0-0	0-0	0-2-2	0	0	1	0	0	4
1/8	Fresno State	*	14	1-4	0-0	2-2	3-0-3	2	0	3	1	0	4
1/11	Air Force	*	13	2-3	0-0	0-0	0-0-0	2	0	0	1	1	4
1/15	Colorado State	*	11	2-2	0-0	0-0	0-1-1	0	0	1	0	1	4
1/18	UNLV	*	5	1-1	0-0	0-0	0-0-0	0	0	1	1	1	2
1/22	San Jose State	*	12	6-10	0-0	0-0	3-2-5	4	0	1	0	1	12
1/29	San Diego State	*	9	0-1	0-0	0-0	1-0-1	2	0	2	0	0	0
2/1	Fresno State	*	17	3-4	0-0	1-2	2-6-8	1	1	1	0	1	7
2/8	Wyoming	*	4	5-5	1-1	2-2	1-7-8	0	0	0	1	0	13
2/12	San Diego State	*	32	6-12	0-2	0-0	2-6-8	1	0	1	1	1	12
2/15	UNLV	*	7	0-1	0-0	0-0	1-4-5	0	0	0	0	0	0
2/19	Nevada	*	36	3-5	0-1	1-1	3-8-11	1	1	4	2	1	7
2/22	Boise State	*	21	1-7	0-2	1-2	3-6-9	0	0	2	1	1	3
2/24	Air Force	*	13	0-3	0-0	0-0	0-1-1	1	1	0	1	1	0
2/27	Utah State	*	10	4-4	0-0	2-2	2-2-4	3	0	1	1	0	10
3/1	Nevada	*	30	2-4	0-0	2-2	8-9-17	0	2	4	2	2	6



1/20	San Diego State	16	2-3	0-0	1-2	0-0-0	0	0	0	2	0	5
2/10	Air Force	8	0-0	0-0	0-0	0-2-2	0	0	0	3	0	0
2/14	Utah State	20	4-6	0-0	2-2	3-4-7	1	0	2	1	2	10
2/21	Wyoming	13	1-3	0-0	0-0	0-2-2	1	0	1	2	0	2
2/24	UNLV	2	0-0	0-0	0-0	0-0-0	1	0	0	0	0	0
2/27	Colorado State	12	0-0	0-0	0-0	0-3-2	1	0	0	5	0	0
3/2	Fresno State	10	1-2	0-1	0-0	3-0-3	0	1	0	0	1	2
3/5	San Jose State	17	3-4	0-0	0-0	0-3-3	2	0	2	3	1	6
3/6	Wyoming	14	2-5	1-2	0-0	0-2-2	1	0	1	4	0	5
3/15	Saint Mary's (CA)	15	1-2	0-0	2-6	1-1-2	4	0	1	0	0	4
3/20	Rice	15	3-3	0-0	2-2	2-0-2	3	1	0	0	0	8
3/22	TCU	7	0-2	0-1	0-0	0-0-0	1	0	1	0	1	0

#### PARKINSON GAME-BY-GAME STATISTICS

##### 2020 - FRESHMAN

Date	Opponent	S	MP	FG-A	3P-A	FT-A	O-D-R	PF	A	TO	B	S	PTS
12/4	at Midwestern St.	2		0-1	0-0	0-2	0-1-1	0	0	0	0	0	0
12/17	at Arkansas-PB	7		2-2	1-1	0-0	0-2-2	4	0	1	1	0	5
1/15	at UNLV	1		0-0	0-0	0-0	0-0-0	0	0	0	0	0	0
1/30	vs Fresno St.	1		0-0	0-0	0-0	0-0-0	0	0	0	0	0	0
2/3	at San Diego St.	2		0-1	0-1	0-0	0-1-1	0	0	0	0	0	0
2/23	at Air Force	1		0-1	0-1	0-0	0-0-0	0	0	0	0	0	0
2/28	at Utah St.	3		0-2	0-1	0-0	0-0-0	0	0	0	0	0	0
3/1	at Utah St.	3		0-2	0-1	0-0	0-2-2	0	0	0	0	0	0



## GAME

### MOST POINTS | GAME

120 at Arkansas-Pine Bluff (W, 120-66).....Dec. 17, 2020

### MOST POINTS | GAME | BOTH TEAMS

207 vs. Weber State (L, 98-109).....Feb. 2, 1979

### FEWEST POINTS | GAME

22 vs. Colorado (L, 22-92).....Dec. 31, 1991

### FEWEST POINTS | GAME | BOTH TEAMS

75 vs. Fort Bliss (W, 48-27).....Feb. 26, 1975

### MOST POINTS | CONFERENCE GAME

110 vs. San Jose State (W, 110-72).....Feb. 27, 2019

### MOST POINTS | CONFERENCE GAME | BOTH TEAMS

207 vs. Weber State (L, 98-109).....Feb. 2, 1979

### FEWEST POINTS | CONFERENCE GAME

33 vs. Arizona.....Feb. 28, 1975

### FEWEST POINTS | CONFERENCE GAME | BOTH TEAMS

79 vs. BYU (L, 38-41).....Jan. 26, 2008  
79 at TCU (L, 38-41).....Feb. 25, 2009

## SEASON

### MOST POINTS SCORED | SEASON

2,893 (80.4 ppg).....2017-18

### HIGHEST AVERAGE | SEASON

82.7 ppg (2,398 pts in 29 games).....1978-79

### FEWEST POINTS SCORED | SEASON

881 (48.9 ppg).....1974-75

### LOWEST AVERAGE | SEASON

48.9 ppg (881 pts in 18 games).....1974-75

### MOST POINTS SCORED | CONFERENCE SEASON

1,374 (76.3 ppg).....2017-18

### HIGHEST AVERAGE | CONFERENCE SEASON

88.0 ppg (1,144 pts in 13 games).....1978-79

### FEWEST POINTS SCORED | CONFERENCE SEASON

641 (49.3 ppg).....1974-75

### LOWEST AVERAGE | CONFERENCE SEASON

48.3 (676 pts in 14 games).....1991-92

## NEW MEXICO 90-POINT GAMES

SCORE	OPPONENT	DATE	SCORE	OPPONENT	DATE
101-98	at Utah State (2OT)	Jan. 20, 1977	107-66	Northern New Mexico	Nov. 15, 2017
92-89	Weber State	Jan. 22, 1977	97-68	Illinois	Nov. 26, 2017
90-86	Utah State	Feb. 28, 1977	101-93	at New Mexico State	Dec. 2, 2017
98-64	Arizona	Feb. 11, 1978	90-56	Texas Tech	Dec. 6, 2017
95-59	West Texas State	Nov. 17, 1978	94-87	Navy (OT)	Dec. 10, 2017
94-71	Amarillo College	Nov. 18, 1978	90-58	Lamar	Dec. 20, 2017
91-57	UTEP	Jan. 19, 1979	100-83	Boise State	Jan. 3, 2018
103-71	New Mexico State	Jan. 20, 1979	92-62	San Jose State	Feb. 3, 2018
93-77	BYU	Jan. 25, 1979	93-89	at Fresno State	Mar. 2, 2018
98-109, L	at Weber State	Feb. 2, 1979	93-73	Rice (WNIT)	Mar. 20, 2018
103-52	Eastern New Mexico	Feb. 19, 1979	110-72	San Jose State	Feb. 27, 2019
90-62	Northern Colorado	Feb. 23, 1979	93-78	at UTEP	Nov. 19, 2019
93-73	Colorado	Feb. 24, 1979	92-44	Northern New Mexico	Dec. 10, 2019
94-65	at Arizona	Feb. 28, 1979	107-53	New Mexico State	Dec. 16, 2019
106-81	at Northern Arizona	Mar. 3, 1979	93-65	at Midwestern State	Dec. 4, 2020
103-49	at West Texas State	Nov. 17, 1979	98-89	at Sam Houston State	Dec. 6, 2020
94-72	West Texas State	Nov. 22, 1980	120-66	at Arkansas-Pine Bluff	Dec. 17, 2020
94-82	Colorado Women's College	Feb. 1, 1981	93-55	at Utah State	Feb. 28, 2021
90-74	at New Mexico State	Feb. 15, 1982	97-65	at Utah State	March 1, 2021
91-53	Colorado College	Nov. 26, 1982			
91-61	West Texas State	Feb. 3, 1983			
95-64	Colorado State	Dec. 3, 1983			
90-62	Montana State	Dec. 18, 1983			
90-79	Wyoming	Mar. 9, 1985			
94-41	at Hawaii Pacific	Jan. 7, 1986			
100-51	BYU	Feb. 1, 1996			
94-97, L	Utah	Feb. 3, 1996			
91-45	Air Force	Feb. 12, 1998			
95-57	UTEP	Dec. 28, 1999			
98-45	at UTEP	Nov. 23, 2001			
93-57	Air Force	Jan. 18, 2003			
91-85	Miami (OT)	Mar. 22, 2003			
103-41	Texas Southern	Dec. 2, 2003			
101-22	Morgan State	Jan. 4, 2005			
94-38	Alcorn State	Nov. 15, 2008			
94-64	UNLV	Feb. 2, 2008			
92-85	at New Mexico State	Dec. 2, 2009			

UNM Record: 54-2  
L - denotes games UNM scored 90+points and lost

## OPPONENT 90-POINT GAMES

SCORE	OPPONENT	DATE	SCORE	OPPONENT	DATE
98-101, W	at Utah State (2OT)	Jan. 20, 1977	95-60	San Diego State	Mar. 9, 1994
93-54	at UNLV	Feb. 19, 1977	95-66	at Oklahoma	Jan. 2, 1995
94-74	at UNLV	Dec. 12, 1978	103-54	at Baylor	Jan. 4, 1995
96-78	at UNLV	Dec. 13, 1978	97-94	Utah (OT)	Feb. 3, 1996
104-71	at Oregon	Jan. 9, 1979	92-47	at Texas	Jan. 3, 2004
109-98	at Weber State	Feb. 2, 1979	93-67	at Oregon	Mar. 23, 2010
92-70	BYU	Feb. 22, 1980	97-59	at DePaul	Nov. 16, 2014
100-78	Wayland Baptist	Nov. 21, 1980	93-101, W	at New Mexico State	Dec. 2, 2017
98-59	at Cal	Dec. 5, 1980	105-63	at Oklahoma	Dec. 16, 2017
108-62	at Missouri	Dec. 12, 1980	95-86	at San Jose State	Jan. 6, 2018
91-62	Tennessee Tech	Dec. 13, 1980	97-89	at San Diego State	Jan. 20, 2018
95-69	at BYU	Feb. 21, 1981	91-85	at Boise State	Feb. 7, 2018
97-71	Arizona State	Nov. 28, 1981	95-76	Boise State	Feb. 22, 2020
91-88	at BYU	Jan. 4, 1982	91-69	Fresno State	Jan. 30, 2021
94-63	at Penn State	Jan. 15, 1982	90-85	California Baptist	March 19, 2021
98-76	at Texas Tech	Feb. 2, 1982			
94-84	BYU	Mar. 6, 1982			
102-57	Missouri	Nov. 25, 1982			
100-61	at BYU	Feb. 24, 1983			
93-71	at BYU	Feb. 23, 1984			
93-71	at Northern Arizona	Dec. 1, 1984			
93-66	BYU	Feb. 14, 1985			
94-67	at BYU	Mar. 1, 1985			
97-79	BYU	Feb. 19, 1987			
108-45	at New Mexico State	Nov. 26, 1991			
100-46	at Arizona State	Dec. 2, 1991			
92-22	at Colorado	Dec. 31, 1991			
91-44	at San Diego State	Jan. 18, 1992			
95-48	BYU	Feb. 6, 1992			
93-62	at Colorado State	Feb. 23, 1992			
104-50	Creighton	Feb. 29, 1992			
93-61	at BYU	Mar. 7, 1992			
91-36	Arizona State	Dec. 7, 1992			
96-38	at Texas Tech	Dec. 10, 1992			
99-56	North Texas	Dec. 18, 1994			
98-52	San Diego State	Feb. 11, 1994			
96-38	at San Diego State	Feb. 20, 1994			

UNM Record: 2-50  
W - denotes games opponent scored 90+points and lost

## INDIVIDUAL

### MOST POINTS | GAME

41..... Cherise Beynon at San Diego State Jan. 20, 2018

### MOST POINTS | CONFERENCE GAME

41..... Cherise Beynon at San Diego State Jan. 20, 2018

### MOST POINTS | CONSECUTIVE GAMES

71..... Cherise Beynon Jan. 20-27, 2018  
(41 - at San Diego State | 30 - at Colorado State)

### MOST POINTS | THREE CONSECUTIVE GAMES

83..... Cherise Beynon Jan. 17-27, 2018  
(12 - vs. UNLV | 41 - at San Diego State | 30 - at Colorado State)

### MOST POINTS | FOUR CONSECUTIVE GAMES

106..... Abby Garchek Nov. 16-28, 1997  
(32 - Western Ky. | 23 - Wichita St. | 20 - NMSU | 31 - Texas So.)

### MOST POINTS | ROAD GAME

41..... Cherise Beynon at San Diego State Jan. 20, 2018

### MOST POINTS | SEASON

666.... Abby Garchek 1997-98 (33 games)

### MOST POINTS | CONFERENCE SEASON

330.... Jaisa Nunn 2017-18 (18 games)

### MOST POINTS | CAREER

1,913... Dionne Marsh 2005-08

### MOST POINTS | CONFERENCE CAREER

921..... Abby Garchek 1994-98

### HIGHEST AVERAGE | SEASON

20.3... Alison Foote 1982-83  
20.2... Abby Garchek 1997-98  
17.5..... Jaisa Nunn 2018-19  
17.5..... Abby Garchek 1995-96  
17.0.... Jaisa Nunn 2017-18  
16.8.... Alison Foote 1983-84  
16.0.... Jean Rostermundt 1978-79  
16.0.... Jordan Adams 2002-03

### HIGHEST AVERAGE | CONFERENCE SEASON

19.6.... Abby Garchek 1995-96

### HIGHEST AVERAGE | CAREER

16.2.... Alison Foote 1981-85  
15.8.... Abby Garchek 1994-98  
15.8.... Dee Weinreis 1978-79  
15.1..... Jean Rostermundt 1976-80  
14.8.... Dionne Marsh 2005-08  
14.3.... Mary Redeau 1978-80  
14.0.... Jordan Adams 1999-03  
13.6.... Yvonne McKinnon 1981-85  
13.4.... Jaisa Nunn 2015-19

### 20-POINT or MORE GAMES | SEASON

15..... Abby Garchek 1997-98  
13..... Jaisa Nunn 2018-19

### 30-POINT or MORE GAMES | SEASON

4..... Abby Garchek 1996-97, 1997-98  
3..... Jaisa Nunn 2017-18

### GAMES IN DOUBLE FIGURES | SEASON

34..... Amy Beggin 2008-09

### GAMES IN DOUBLE FIGURES | CAREER

102..... Dionne Marsh 2005-2008

### CONSECUTIVE GAMES IN DOUBLE FIGURES | CAREER

31..... Alison Foote 1982-84

## YEAR-BY-YEAR SCORING LEADERS

Year	Player	Games	Points	Avg.
1974-75	N/A	--	---	----
1975-76	Margaret Gonzales	17	175	10.3
1976-77	Jean Rostermundt	20	268	13.4
1977-78	Jean Rostermundt	24	382	15.9
1978-79	Jean Rostermundt	29	465	16.0
1979-80	Jean Rostermundt	29	426	14.7
1980-81	Sheri Moore	32	362	11.3
1981-82	Yvonne McKinnon	28	413	14.8
1982-83	Alison Foote	23	466	20.3
1983-84	Alison Foote	27	453	16.8
1984-85	Alison Foote	27	422	15.6
1985-86	Tracy Satran	29	396	13.7
1986-87	Janice Branch	27	348	12.9
1988-91	No Program	--	---	----
1991-92	Heidi Harris	28	295	10.5
1992-93	Becky Bissell	27	311	11.5
1993-94	Heidi Harris	27	316	11.7
1994-95	Tracy Aldridge	26	283	10.9
1995-96	Abby Garchek	28	491	17.5
1996-97	Abby Garchek	28	414	14.8
1997-98	Abby Garchek	33	666	20.2
1998-99	Sonya Bryant	31	350	11.3
1999-00	Jordan Adams	29	328	11.3
2000-01	Jordan Adams	35	509	14.5
2001-02	Jordan Adams	31	433	14.0
2002-03	Jordan Adams	33	528	16.0
2003-04	Lindsey Arndt	31	323	10.4
2004-05	Dionne Marsh	31	402	13.0
2005-06	Dionne Marsh	32	509	15.9
2006-07	Julie Briody	33	509	15.4
2007-08	Dionne Marsh	33	517	15.7
2008-09	Amy Beggin	36	553	15.4
2009-10	Amy Beggin	29	365	12.6
2010-11	Jasmine Patterson	31	348	11.2
2011-12	Caroline Durbin	31	465	15.0
2012-13	Caroline Durbin	31	368	11.9
2013-14	Antiesha Brown	30	428	14.3
2014-15	Antiesha Brown	34	509	15.0
2015-16	Khadijah Shumpert	32	472	14.8
2016-17	Cherise Beynon	30	473	15.8
2017-18	Jaisa Nunn	35	595	17.0
2018-19	Jaisa Nunn	31	542	17.5
2019-20	Ahlise Hurst	32	433	13.5
<b>2020-21</b>	<b>Jaedyn De La Cerda</b>	<b>20</b>	<b>300</b>	<b>15.0</b>

## GAME

Rk.	Pts.	Player	Opponent	Date
1.	41	Cherise Beynon	San Diego St.	Jan. 20, 2018
2.	40	Tesha Buck	Lamar	Dec. 20, 2017
3.	39	Ahlise Hurst	Oklahoma	Nov. 28, 2018
	39	Jaisa Nunn	Marquette	Nov. 13, 2017
5.	35	Yvonne McKinnon	Adams St.	Feb. 19, 1982
6.	34	Jayla Everett	Loyola Marymount	Dec. 19, 2019
7.	33	Cherise Beynon	^St. Mary's	Mar. 15, 2018
	33	Abby Garchek	Northern Arizona	Dec. 3, 1996
	33	Jean Rostermundt	Weber State	Jan. 22, 1977
10.	32	Jaisa Nunn	Hartford	Nov. 18, 2018
	32	Cherise Beynon	SMU	Dec. 3, 2016
	32	Abby Garchek	Western Ky.	Nov. 16, 1997
	32	Abby Garchek	Idaho	Nov. 29, 1996
	32	Tamika Stukes	Wyoming	Feb. 24, 1996
	32	Yvonne McKinnon	West Texas A&M	Nov. 20, 1981
<b>16.</b>	<b>31</b>	<b>LaTascya Duff</b>	<b>Air Force</b>	<b>Feb. 23, 2021</b>
	<b>31</b>	<b>Jaedyn De La Cerda</b>	<b>San Jose St.</b>	<b>Feb. 27, 2019</b>
	31	Jaisa Nunn	San Jose St.	Jan. 6, 2018
	31	Richelle van der Keijl	San Jose St.	Feb. 4, 2017
	31	Miranda Sanchez	Pepperdine	Mar. 12, 1999
	31	Miranda Sanchez	TCU	Mar. 3, 1999
	31	Abby Garchek	BYU	Feb. 1, 1997
	31	Taryn Bochis	UNLV	Jan. 12, 1978
23.	30	Aisia Robertson	Air Force	Feb. 24, 2020
	30	Tesha Buck	Fresno St.	Mar. 2, 2018
	30	Jaisa Nunn	San Jose St.	Feb. 3, 2018
	30	Cherise Beynon	NMSU	Dec. 2, 2017
	30	Jordan Adams	Memphis	Dec. 15, 2002
	30	Jordan Adams	Utah	Feb. 3, 2000
	30	Abby Garchek	Tulsa	Feb. 16, 1997
	30	Abby Garchek	Utah	Feb. 3, 1996
	30	Alison Foote	West Texas A&M	Jan. 18, 1985
	30	Mary Redeau	UTEP	Feb. 27, 1980
	30	Jean Rostermundt	NMSU	Mar. 3, 1978

## SEASON

Rk.	Player	Year	Games	Points	Avg.
1.	Abby Garchek	1997-98	33	666	20.2
2.	Cherise Beynon	2017-18	36	607	16.9
3.	Jaisa Nunn	2017-18	35	595	17.0
4.	Amy Beggin	2008-09	36	553	15.4
5.	Jaisa Nunn	2018-19	31	542	17.5
6.	Jordan Adams	2002-03	33	528	16.0
7.	Tesha Buck	2017-18	36	525	14.6
8.	Dionne Marsh	2007-08	33	517	15.7
9.	Jordan Adams	2000-01	35	509	14.5
	Dionne Marsh	2005-06	32	509	15.9
	Julie Brody	2006-07	33	509	15.4
	Antiesha Brown	2014-15	34	509	15.0
13.	Abby Garchek	1995-96	28	491	17.5
14.	Dionne Marsh	2006-07	33	485	14.7
15.	Cherise Beynon	2016-17	30	473	15.8
16.	Khadijah Shumpert	2015-16	32	472	14.8
17.	Alison Foote	1982-83	23	466	20.3
18.	Jean Rostermundt	1978-79	29	465	16.0
	Caroline Durbin	2011-12	31	465	15.0
20.	Dee Weinreis	1978-79	29	459	15.8
	Miranda Sanchez	2000-01	35	459	13.1
22.	Alison Foote	1983-84	27	453	16.8
23.	Ahlise Hurst	2019-20	32	433	13.5
	Jordan Adams	2001-02	31	433	14.0
	Anglea Hartill	2008-09	36	433	12.0
26.	Antiesha Brown	2013-14	30	428	14.3
27.	Jean Rostermundt	1979-80	29	426	14.7
28.	Mary Redeau	1979-80	29	423	14.6
29.	Alison Foote	1984-85	27	422	15.6

## CAREER

Rk.	Player	Years	Games	Points	Avg.
1.	Dionne Marsh	2005-08	129	1,913	14.8
2.	Abby Garchek	1994-98	116	1,836	15.8
3.	Jordan Adams	1999-03	128	1,798	14.0
4.	Cherise Beynon	2014-18	132	1,776	13.5
5.	Alison Foote	1981-85	103	1,672	16.2
6.	Jaisa Nunn	2015-19	117	1,570	13.4
6.	Jean Rostermundt	1976-80	102	1,541	15.1
7.	Amy Beggin	2006-10	131	1,428	10.9
8.	Yvonne McKinnon	1981-85	104	1,416	13.6
9.	Miranda Sanchez	1997-01	124	1,301	10.5
10.	Khadijah Shumpert	2012-16	121	1,231	10.2
11.	Sonya Bryant	1996-00	115	1,142	9.9
12.	Katie Montgomery	2003-07	127	1,135	8.9
13.	Antiesha Brown	2012-15	85	1,120	13.2
14.	Lindsey Arndt	2001-05	124	1,073	8.7
15.	Sara Halasz	2008-14	129	1,061	8.2
16.	Mandi Moore	2001-05	125	1,057	8.5
17.	Heidi Harris	1991-95	109	1,046	9.6
18.	Jessica Cunningham	1991-95	109	1,036	9.5
20.	Tracy Satran	1983-87	110	1,027	9.3
21.	Tamika Stukes	1994-98	117	1,017	8.7
22.	Caroline Durbin	2009-13	110	1,011	9.2
23.	Winifred Foster	1982-86	105	991	9.4
24.	Katie Kern	1995-99	119	974	8.2

## TOP BENCH PERFORMANCES

Rk.	Pts.	Player	Opponent	Date
1.	31	Jaedyn De La Cerda	San Jose St.	Feb. 27, 2019
2.	30	Jordan Adams	Utah	Feb. 3, 2000
3.	28	LaTascya Duff	Arkansas-Pine Bluff	Dec. 17, 2020
4.	27	Madi Washington	Northern N.M.	Nov. 15, 2017
	27	Sonya Bryant	BYU	Feb. 1, 1997
6.	26	Antiesha Brown	Air Force	Feb. 6, 2013
	26	Katie Kern	Fresno St.	Jan. 14, 1999
8.	23	Deeva Vaughn	Air Force	Mar. 9, 2013
	23	Geronika Jackson	TCU	Jan. 25, 2009
	23	Sonya Bryant	UTEP	Feb. 20, 1999
11.	22	Jaisa Nunn	Utah St.	Jan. 4, 2017
	22	Alex Lapeyrolerie	New Mexico St.	Nov. 15, 2016
	22	Jordan Adams	San Diego St.	Feb. 17, 2000
14.	21	Jaedyn De La Cerda	New Mexico St.	Dec. 15, 2018
	21	Madi Washington	UC Irvine	Nov. 25, 2017
	21	Alex Lapeyrolerie	Fairleigh Dickinson	Nov. 12, 2016
	21	Deeva Vaughn	San Jose St.	Jan. 11, 2014
	21	Antiesha Brown	UNLV	Mar. 14, 2013
19.	20	Caroline Durbin	TCU	Jan. 28, 2012
	20	Julie Briody	San Diego St.	Feb. 25, 2006
	20	Dionne Marsh	Gonzaga	Nov. 27, 2004
	20	Julie Briody	Wyoming	Feb. 7, 2004
	20	Cristal Garcia	NMSU	Dec. 3, 2002
	20	Abbie Letz	Kent State	Nov. 30, 2002
	20	Miranda Sanchez	Mississippi St.	Nov. 25, 2000
	20	Tracy Aldridge	Southern Utah	Dec. 16, 1995
27.	19	Alex Lapeyrolerie	Fresno St.	Dec. 29, 2016
	19	Amy Beggin	N.C. A&T	Nov. 27, 2009
	19	Julie Briody	Baylor	Mar. 20, 2006
	19	Dionne Marsh	UNLV	Jan. 27, 2005



**FRESHMAN SCORING LEADERS**

Rk.	Points	Player	Year
1.	417	Jayla Everett	2018-19
2.	413	Yvonne McKinnon	1981-82
3.	402	Dionne Marsh	2004-05
4.	348	Jasmine Patterson	2010-11
5.	331	Alison Foote	1981-82
6.	328	Jordan Adams	1999-00
7.	303	Cherise Beynon	2014-15
8.	295	Heidi Harris	1991-92
9.	291	Mandi Moore	2001-02
10.	284	Jessica Cunningham	1991-92
11.	268	Sonya Bryant	1996-97
	268	Jean Rostermundt	1976-77
13.	265	Abby Garchek	1994-95
14.	250	Katie Kern	1995-96
15.	239	Lindsey Arndt	2001-02
16.	235	Ahlise Hurst	2018-19
17.	232	Mykiel Burleson	2016-17
18.	217	Madi Washington	2017-18
19.	215	Jaisa Nunn	2015-16
20.	213	N'Dea Flye	2017-18
21.	203	Bryce Owens	2012-13
22.	201	Sara Halasz	2008-09
23.	199	Muff Reinert	1979-80
24.	198	Becky Bissell	1991-92
25.	180	Miranda Sanchez	1997-98
26.	171	Whitney Johnson	2012-13

**TOP FRESHMAN SCORING GAMES**

Rk.	Pts.	Player	Opponent	Date
1.	39	Ahlise Hurst	Oklahoma	Nov. 28, 2018
	35	Yvonne McKinnon	Adams St.	Feb. 19, 1982
2.	32	Yvonne McKinnon	West TX A&M	Nov. 20, 1981
3.	30	Jordan Adams	Utah	Feb. 3, 2000
5.	28	Dionne Marsh	Air Force	Feb. 10, 2005
6.	27	Madi Washington	Northern N.M.	Nov. 15, 2017
	27	Dionne Marsh	UNLV	Mar. 11, 2005
	27	Sonya Bryant	BYU	Feb. 1, 1997
	27	Abby Garchek	Utah	Jan. 26, 1995
10.	26	Dionne Marsh	Colorado St.	Mar. 3, 2005
	26	Abby Garchek	Oklahoma	Jan. 2, 1995
12.	25	Jayla Evertt	Auburn	Nov. 11, 2018
	25	Jordan Adams	BYU	Feb. 5, 2000
13.	24	Jayla Everett	Nevada	Feb. 9, 2019
	24	Jasmine Patterson	UNLV	Feb. 23, 2011
	24	Sonya Bryant	TCU	Feb. 8, 1997
	24	Alison Foote	BYU	Jan. 4, 1982
16.	23	Jayla Everett	UNLV	Jan. 23, 2019
	23	Jasmine Patterson	Colorado St.	Feb. 12, 2011
	23	Becky Bissell	Richmond	Nov. 30, 1991
18.	22	Jayla Everett	Utah St.	Jan. 26, 2019
	22	Mykiel Burleson	Texas Tech	Nov. 20, 2016
	22	Dionne Marsh	Utah	Mar. 12, 2005
	22	Jordan Adams	San Diego St.	Feb. 17, 2000
	22	Tamika Stukes	Wyoming	Feb. 23, 1995
22.	21	Madi Washington	UC Irvine	Nov. 25, 2017
	21	Cherise Beynon	Oral Roberts	Mar. 23, 2015

**FRESHMAN REBOUND LEADERS**

Rk.	Rebounds	Player	Year
1.	242	Yvonne McKinnon	1981-82
2.	233	Heidi Harris	1991-92
3.	226	Katie Kern	1995-96
4.	197	Alison Foote	1981-82
	197	Becky Bissell	1991-92
6.	196	Cherise Beynon	2014-15
7.	178	Carol Moreland	1975-76
8.	172	Dionne Marsh	2004-05
	172	Lindsey Arndt	2001-02
10.	148	Abby Garchek	1994-95
	148	Jaisa Nunn	2015-16
12.	147	Jean Rostermundt	1976-77
13.	144	Muff Reinert	1979-80
14.	140	Mandi Moore	2001-02
15.	138	Jordan Adams	1999-00

**TOP FRESHMAN REBOUNDING GAMES**

Rk.	Rebs.	Player	Opponent	Date
1.	25	Yvonne McKinnon	West Texas A&M	Nov. 20, 1981
2.	18	Alison Foote	Wyoming	Jan. 30, 1982
3.	17	Katie Kern	BYU	Feb. 8, 1996
4.	16	Katie Kern	Wyoming	Feb. 24, 1996
	16	Carol Moreland	Arizona State	Feb. 25, 1976
	16	Carol Moreland	Utah State	Jan. 29, 1976
7.	15	Katie Kern	UTEP	Feb. 17, 1996
	15	Carol Moreland	Northern Arizona	Feb. 22, 1976
	15	Carol Moreland	BYU	Feb 14, 1976

**FRESHMAN 20+ POINT GAMES**

Rk.	No.	Player	Season
1.	7	Yvonne McKinnon	1981-82
2.	5	Dionne Marsh	2004-05
3.	4	Jayla Everett	2018-19
4.	3	Jasmine Patterson	2010-11
	3	Jordan Adams	1999-00
	3	Abby Garchek	1994-95
7.	2	Madi Washington	2017-18
	2	Sonya Bryant	1996-97
	2	Alison Foote	1981-82

**FRESHMAN DOUBLE-DOUBLES**

Rk.	No.	Player	Season
1.	9	Carol Moreland	1975-76
2.	8	Heidi Harris	1991-92
3.	7	Katie Kern	1995-96
	7	Yvonne McKinnon	1981-82
5.	5	Jean Rostermundt	1976-77
6.	4	Alison Foote	1981-82
7.	3	Becky Bissell	1991-92

## FRESHMAN ASSIST LEADERS

Rk.	Assists	Player	Year
1.	146	Mandi Moore	2001-02
2.	116	Bryce Owens	2012-13
3.	114	Jayla Everett	2018-19
4.	107	Jessica Cunningham	1991-92
5.	84	N'Dea Flye	2017-18
6.	81	Tamika Stukes	1994-95
7.	69	Cherise Beynon	2014-15
8.	64	Katie Montgomery	2003-04
9.	62	Amy Beggin	2006-07
10.	56	Yvonne McKinnon	1981-82
11.	53	Mykiel Burleson	2016-17

## FRESHMAN BLOCK LEADERS

Rk.	Blocks	Player	Year
1.	61	Jordan Adams	1999-00
2.	36	Yvonne McKinnon	1981-82
3.	34	<b>Antonia Anderson</b>	<b>2017-18</b>
4.	31	Jayla Everett	2018-19
5.	30	Kianna Keller	2013-14
	30	Katie Kern	1995-96
7.	29	Dionne Marsh	2004-05
8.	25	Heidi Harris	1991-92
9.	21	Valerie Kast	2006-07
10.	19	Abby Garchek	1994-95
	19	Becky Bissell	1991-92

## FRESHMAN STEAL LEADERS

Rk.	Steals	Player	Year
1.	68	Tamika Stukes	1994-95
2.	55	Cherise Beynon	2014-15
3.	53	Mandi Moore	2001-02
4.	52	Jasmine Patterson	2010-11
5.	51	Bryce Owens	2012-13
6.	47	Jessica Cunningham	1991-92
7.	44	Becky Bissell	1991-92
8.	41	Jennifer Williams	1997-98
9.	38	Yvonne McKinnon	1981-82
10.	37	Jayla Everett	2018-19
	37	Abby Garchek	1994-95

## TOP FRESHMAN ASSIST GAMES

Rk.	Ast.	Player	Opponent	Date
1.	12	Jessica Cunningham	Southern Utah	Jan. 7, 1992
2.	10	Bryce Owens	NMSU	Nov. 20, 2012
	10	Mandi Moore	Pacific	Nov. 9, 2001
4.	9	Jessica Cunningham	Richmond	Nov. 30, 1991
5.	8	Done Nine Times		
		Last: Bryce Owens	Nevada	Feb. 2, 2013

## TOP FRESHMAN BLOCK GAMES

Rk.	Blk.	Player	Opponent	Date
1.	7	Jordan Adams	San Diego St.	Feb. 17, 2000
2.	6	Hannah Sjerven	Northern N.M.	Jan. 29, 2017
	6	Kianna Keller	Texas	Nov. 19, 2013
4.	5	Antonia Anderson	Colorado St.	Feb. 27, 2018
	5	Kianna Keller	Fresno St.	Jan. 18, 2014
	5	Jordan Adams	Wyoming	Feb. 24, 2000
	5	Jordan Adams	Texas So.	Dec. 3, 1999
7.	4	Done Six Times		
		Last: Antonia Anderson	Wyoming	Mar. 16, 2000

## TOP FRESHMAN STEAL GAMES



Rk.	Stl.	Player	Opponent	Date
1.	8	Tamika Stukes	Wyoming	Feb. 23, 1995
2.	7	Jasmine Patterson	Arizona	Dec. 7, 2010
3.	6	Bryce Owens	CS Fullerton	Dec. 4, 2012
	6	Tamika Stukes	Fresno St.	Feb. 9, 1995
	6	Yvonne McKinnon	Wayland	Nov. 21, 1981
	6	Jessica Cunningham	Wyoming	Jan. 25, 1992
7.	5	Done Five Times		
		Last: Cherise Beynon	San Jose St.	Jan. 31, 2015

## TEAM

<b>MOST REBOUNDS   GAME</b>
86..... vs. West Texas A&M.....Nov. 17, 1978
<b>MOST REBOUNDS   CONFERENCE GAME</b>
73..... vs. UTEP.....Nov. 23, 1982
<b>MOST REBOUNDS   SEASON</b>
1,513 (63.0 rpg).....1978-79
<b>HIGHEST AVERAGE   SEASON</b>
63.0 (1,513 rebounds in 24 games).....1978-79

## INDIVIDUAL

<b>MOST REBOUNDS   GAME</b>
36..... Carol Moreland vs. Oklahoma.....Jan. 14, 1978
<b>MOST REBOUNDS   CONFERENCE GAME</b>
30..... Carol Moreland vs. Wyoming .....Feb. 3, 1978
30..... Carol Moreland vs. Weber State.....Jan. 28, 1978
<b>MOST REBOUNDS   SEASON</b>
463.... Carol Moreland..... 1977-78 (24 games)
<b>MOST REBOUNDS   CONFERENCE SEASON</b>
236 .... Carol Moreland.....1977-78 (13 games)
<b>MOST REBOUNDS   CAREER</b>
982 .... Carol Moreland..... 1976-80
<b>MOST REBOUNDS   CONFERENCE CAREER</b>
543 .... Carol Moreland..... 1976-80
<b>HIGHEST AVERAGE   SEASON</b>
19.3 .... Carol Moreland.....1977-78
<b>HIGHEST AVERAGE   CONFERENCE SEASON</b>
18.2..... Carol Moreland.....1977-78
<b>HIGHEST AVERAGE   CAREER</b>
11.5..... Carol Moreland..... 1976-80
<b>HIGHEST AVERAGE   CONFERENCE CAREER</b>
11.3..... Carol Moreland..... 1976-80



## YEAR-BY-YEAR REBOUND LEADERS

Year	Player	Games	Rebs.	Avg.
19774-75	N/A	--	---	----
1975-76	Carol Moreland	17	178	10.5
1976-77	Carol Moreland	17	198	11.6
1977-78	Carol Moreland	24	463	19.3
1978-79	Dee Weinreis	29	305	10.5
1979-80	Mary Redeau	29	318	7.4
1980-81	Sheri Moore	32	314	9.8
1981-82	Yvonne McKinnon	28	242	8.6
1982-83	Alison Foote	23	198	8.6
1983-84	Alison Foote	27	225	8.3
1984-85	Yvonne McKinnon	26	218	8.4
1985-86	Winifred Foster	29	196	6.8
1986-87	Tracy Satran	27	177	6.6
1988-91	No Program	--	---	----
1991-92	Heidi Harris	28	233	8.3
1992-93	Becky Bissell	27	225	8.3
1993-94	Heidi Harris	27	175	6.5
1994-95	Abby Garchek	27	148	5.5
1995-96	Katie Kern	28	226	8.1
1996-97	Katie Kern	28	214	7.6
1997-98	Anita Vuletic	33	196	5.9
1998-99	Katie Kern	31	182	5.9
1999-00	Miranda Sanchez	29	156	5.4
2000-01	Chelsea Gear	35	196	5.6
2001-02	Chelsea Gear	31	206	6.6
2002-03	Chelsea Gear	33	221	6.7
2003-04	Lindsey Arndt	31	216	7.0
2004-05	Lindsey Arndt	31	180	5.8
2005-06	Abbie Letz	31	232	7.5
2006-07	Dionne Marsh	33	209	6.3
2007-08	Brandi Kimble	33	240	7.3
2008-09	Amanda Best	36	197	5.5
2009-10	Jessica Kielpinski	32	187	5.8
2010-11	Amanda Best	31	248	8.0
2011-12	Porche Torrance	28	258	8.9
2012-13	Deeva Vaughn	30	167	5.6
2013-14	Sara Halasz	30	178	5.9
2014-15	Khadijah Shumpert	33	191	5.8
2015-16	Khadijah Shumpert	32	191	6.0
2016-17	Richelle van der Keijl	30	298	9.9
2017-18	Jaisa Nunn	35	358	10.2
2018-19	Jaisa Nunn	31	296	9.6
2019-20	Jordan Hosey	30	248	8.3
<b>2020-21</b>	<b>Antonia Anderson</b>	<b>20</b>	<b>123</b>	<b>6.2</b>

### 1,000 POINTS • 500 REBOUNDS

In the history of women's basketball at the University of New Mexico, only 16 players eclipsed 1,000 points and 500 rebounds in their careers.

Player	Year	Pts.	Reb.
Jean Rostermundt	1977-80	1,541	607
Alison Foote	1982-85	1,672	800
Yvonne McKinnon	1982-85	1,420	857
Tracy Satran	1984-87	1,027	594
Heidi Harris	1992-95	1,046	669
Abby Garchek	1994-97	1,836	638
Tamika Stukes	1995-98	1,017	606
Miranda Sanchez	1998-01	1,301	556
Jordan Adams	2000-03	1,798	729
Lindsey Arndt	2002-05	1,073	701
Mandi Moore	2002-05	1,057	603
Dionne Marsh	2005-08	1,913	738
Sara Halasz	2008-14	1,061	557
Khadijah Shumpert	2012-16	1,231	612
Cherise Beynon	2014-18	1,776	788
Jaisa Nunn	2015-19	1,570	952

## GAME

Rk.	Rebs.	Player	Opponent	Date
1.	36	Carol Moreland	Oklahoma	Jan. 14, 1978
2.	34	Carol Moreland	Fort Hays	Dec. 9, 1977
3.	30	Carol Moreland	Wyoming	Feb. 3, 1978
	30	Carol Moreland	Weber State	Jan. 28, 1978
5.	26	Carol Moreland	UNLV	Dec. 2, 1977
6.	25	Debbie Leeper	UTEP	Mar. 3, 1983
	25	Yvonne McKinnon	West TX A&M	Nov. 20, 1981
	25	Carol Moreland	Texas Tech	Jan. 13, 1978
9.	23	Carol Moreland	New Mexico St.	Mar. 3, 1978
10.	21	Dionne Marsh	UNLV	Jan. 27, 2007
	21	Amanda Best	Air Force	March 5, 2011
12.	20	Richelle van der Keijl	New Mexico St.	Nov. 15, 2016
	20	Amanda Adamson	Texas Tech	Dec. 13, 2008
	20	Brandi Kimble	Western Michigan	Nov. 9, 2007
15.	19	Jaisa Nunn	San Diego St.	Mar. 11, 2019
16.	18	Jaisa Nunn	UC Irvine	Nov. 25, 2017
	18	Jourdan Erskine	North Texas	Nov. 23, 2012
	18	Porche Torrance	UTEP	Dec. 10, 2011

## CAREER

Rk.	Player	Years	Games	Rebs.	Avg.
1.	Carol Moreland	1976-80	86	982	11.4
2.	Jaisa Nunn	2015-19	117	952	8.1
3.	Yvonne McKinnon	1982-85	104	857	8.2
4.	Alison Foote	1982-85	103	800	7.8
5.	Cherise Beynon	2014-18	132	788	5.9
6.	Katie Kern	1996-99	119	752	6.3
7.	Dionne Marsh	2005-08	129	738	5.7
8.	Jordan Adams	2000-03	128	729	5.7
9.	Lindsey Arndt	2002-05	124	701	5.7
10.	Chelsea Grear	2000-03	124	679	5.5
11.	Heidi Harris	1992-95	109	669	6.1
12.	Abby Garchek	1995-98	116	638	5.5
13.	Amanda Best	2008-11	131	623	4.8
14.	Khadijah Shumpert	2012-16	121	612	5.1
15.	Jean Rostermundt	1977-80	102	607	6.0
16.	Tamika Stukes	1995-98	117	606	5.2
17.	Mandi Moore	2002-05	125	603	4.8

## SEASON

Rk.	Player	Year	Games	Rebs.	Avg.
1.	Carol Moreland	1977-78	24	463	19.3
2.	Jaisa Nunn	2017-18	35	358	10.2
3.	Sheri Moore	1980-81	32	314	9.8
4.	Dee Weinreis	1978-79	29	305	10.5
5.	Jaisa Nunn	2018-19	31	298	8.1
6.	Richelle van der Keijl	2016-17	30	298	9.9
7.	Taryn Bachis	1978-79	29	289	10.0
8.	Jordan Hosey	2019-20	30	248	8.3
	Amanda Best	2010-11	31	248	8.0
	Porche Torrance	2011-12	28	248	8.9
11.	Yvonne McKinnon	1981-82	28	242	8.6
12.	Brandi Kimble	2007-08	33	240	7.3
13.	Heidi Harris	1991-92	28	233	8.3
14.	Abbie Letz	2005-06	31	232	7.5
15.	Debie Leeper	1982-83	23	227	9.9
16.	Katie Kern	1995-96	28	226	8.1
17.	Cherise Beynon	2016-17	30	225	7.5
	Becky Bissell	1992-93	27	225	8.3
	Alison Foote	1983-84	27	225	8.3
20.	Mary Redeau	1979-80	29	221	7.6
	Chelsea Grear	2002-03	33	221	6.7

## TEAM

### MOST FIELD GOALS | GAME

46 ..... vs. Weber State.....Feb. 2, 1979

### MOST FIELD GOALS ATTEMPTED | GAME

111 ..... vs. West Texas A&M.....Nov. 17, 1979

### FIELD GOAL PERCENTAGE | GAME

64.2% (34-53) vs. Arizona State.....Feb. 2, 1979

### MOST FIELD GOALS | CONFERENCE GAME

46 ..... vs. Weber State.....Feb. 2, 1979

### MOST FIELD GOALS ATTEMPTED | CONFERENCE GAME

106 .... vs. Utah State.....Jan. 20, 1977

### FIELD GOAL PERCENTAGE | CONFERENCE GAME

59.1 % (26-44) at UNLV ..... March 4, 2008

### MOST FIELD GOALS | SEASON

1,026.....2017-18

### MOST FIELD GOALS ATTEMPTED | SEASON

2,420 .....2017-18

### HIGHEST FIELD GOAL PERCENTAGE | SEASON

44.9% (598-1333) ..... 2020-21

### MOST FIELD GOALS | CONFERENCE SEASON

500.....2019-20

### MOST FIELD GOALS ATTEMPTED | CONFERENCE SEASON

1,232 .....2019-20

### HIGHEST FIELD GOAL PERCENTAGE | CONFERENCE SEASON

45.9% (460-1,003) .....1978-79

## SINGLE-GAME FG PERCENTAGE

Rk.	Pct.	FG-FGA	Opponent	Date
1.	64.2	34-53	Arizona State	Feb. 2, 1979
2.	61.2	30-49	Pacific	Nov. 9, 2001
3.	61.1	22-36	Kent State	Dec. 6, 1997
4.	60.6	40-66	Montana State	Dec. 18, 1983
5.	60.6	43-71	Colorado State	Dec. 3, 1983
6.	60.3	41-68	Colorado College	Nov. 26, 1982
7.	59.1	26-44	UNLV	Mar. 3, 2008
8.	58.5	31-53	Nevada	Feb. 9, 2019
	58.5	31-53	San Diego State	Mar. 9, 2005
9.	57.7	30-52	Air Force	Dec. 5, 1992
10.	56.7	34-60	^Rice	Mar. 20, 2018
	56.7	34-60	UTEP	Nov. 23, 2001
	56.7	34-60	Sacramento State	Nov. 21, 2015

## INDIVIDUAL

### MOST FIELD GOALS | GAME

17 ..... Cherise Beynon at San Diego St. .... Jan. 20, 2018

### MOST FIELD GOALS ATTEMPTED | GAME

31 ..... Cherise Beynon at San Diego St. .... Jan. 20, 2018

### FIELD GOAL PERCENTAGE | GAME (Minimum 7 attempts)

100.0 (9-9) ..... Tracy Aldridge vs. Fresno St..... Feb. 9, 1995

100.0 (8-8) ..... Jasmine Ewing vs. UTEP ..... Dec. 28, 1999

100.0 (8-8) ..... Jennifer Williams vs. Montana St..... Nov. 19, 1998

93.3 (14-15) ..... Jaisa Nunn vs. Marquette ..... Nov. 13, 2017

### MOST FIELD GOALS | CONFERENCE GAME

17 ..... Cherise Beynon at San Diego St. .... Jan. 20, 2018

### MOST FIELD GOALS ATTEMPTED | CONFERENCE GAME

31 ..... Cherise Beynon at San Diego St. .... Jan. 20, 2018

### FIELD GOAL PERCENTAGE | CONFERENCE GAME (Min. 7 attempts)

100.0 (9-9) ..... Tracy Aldridge vs. Fresno St..... Feb. 9, 1995

### MOST FIELD GOALS | SEASON

224 .... Abby Garchek.....1997-98

### MOST FIELD GOALS ATTEMPTED | SEASON

569 .... Cherise Beynon .....2017-18

### HIGHEST FIELD GOAL PERCENTAGE | SEASON

63.7 (221-347) ...Jaisa Nunn .....2017-18

### MOST FIELD GOALS | CONFERENCE SEASON

121..... Jaisa Nunn.....2017-18

### MOST FIELD GOALS ATTEMPTED | CONFERENCE SEASON

303, Cherise Beynon .....2015-16

### HIGHEST FIELD GOAL PERCENTAGE | CONFERENCE SEASON

62.1 (121-195) .....Jaisa Nunn .....2017-18

## FIELD GOALS

### FIELD GOALS MADE | SEASON

Rk.	Player	Year	No.
1.	Abby Garchek	1998	224
2.	Cherise Beynon	2018	221
	Jaisa Nunn	2018	221
4.	Jordan Adams	2003	209
5.	Jaisa Nunn	2019	206
6.	Dee Weinreis	1979	188
7.	Jean Rostermundt	1979	187
8.	Alison Foote	1984	185
9.	Antiesha Brown	2015	184
10.	Tesha Buck	2018	183

### FIELD GOALS ATTEMPTED | CAREER

Rk.	Player	Years	No.
1.	Cherise Beynon	2014-18	1,837
2.	Abby Garchek	1995-98	1,565
3.	Jean Rostermundt	1977-80	1,466
4.	Jordan Adams	2000-03	1,449
5.	Alison Foote	1982-85	1,414
6.	Dionne Marsh	2005-08	1,347
7.	Yvonne McKinnon	1982-85	1,191
8.	Bryce Owens	2015-16	1,118
9.	Amy Beggin	2006-10	1,105
10.	Jessica Cunningham	1992-95	1,090

### FIELD GOALS ATTEMPTED | SEASON

Rk.	Player	Year	No.
1.	Cherise Beynon	2018	569
2.	Cherise Beynon	2017	512
3.	Abby Garchek	1998	487
4.	Cherise Beynon	2016	445
5.	Tesha Buck	2018	432
6.	Jordan Adams	2003	426
7.	Alison Foote	1984	425
9.	Antiesha Brown	2015	425
9.	Aisia Robertson	2019	412
10.	Jean Rostermundt	1979	408

### FIELD GOAL PERCENTAGE | SEASON (Min. 60 made)

Rk.	Player	Year	FG-FGA	Pct.
1.	Jaisa Nunn	2018	221-347	.637
<b>2.</b>	<b>Shaiquel McGruder</b>	<b>2020</b>	<b>80-132</b>	<b>.606</b>
3.	Richelle van der Keijl	2017	175-298	.587
4.	Jaisa Nunn	2019	206-353	.584
5.	Jordan Hosey	2020	136-235	.579
6.	Jennifer Williams	2000	88-154	.571
7.	Whitney Johnson	2013	75-136	.551
8.	Jennifer Williams	1998	135-246	.549
9.	Jennifer Williams	1999	88-162	.543
10.	Jennifer Williams	2001	60-113	.531

### FIELD GOALS MADE | CAREER

Rk.	Player	Years	No.
1.	Jordan Adams	2000-03	684
2.	Cherise Beynon	2014-18	662
3.	Alison Foote	1982-85	657
4.	Abby Garchek	1995-98	640
5.	Dionne Marsh	2005-08	632
6.	Jean Rostermundt	1977-80	625
7.	Jaisa Nunn	2015-19	607
8.	Yvonne McKinnon	1982-85	574
9.	Khadijah Shumpert	2012-16	436
10.	Amy Beggin	2006-10	426

### FIELD GOAL PERCENTAGE | CAREER (min 200 made)

Rk.	Player	Years	FG-FGA	Pct.
1.	Jaisa Nunn	2015-pres.	401-702	.571
2.	Jennifer Williams	1998-01	371-675	.550
3.	Mary Redeau	1979-80	239-487	.491
4.	Khadijah Shumpert	2012-16	436-895	.487
5.	Connie Jensen	1986-87	249-514	.484
6.	Yvonne McKinnon	1982-85	574-1191	.482
7.	Carol Moreland	1977-80	344-716	.480
8.	Jordan Adams	2000-03	684-1449	.472
9.	Tracy Satran	1984-87	415-882	.471
10.	Dionne Marsh	2005-08	632-1347	.469

## YEAR-BY-YEAR FG% LEADER

Year	Player	FGM	FGA	Pct.	Year	Player	FGM	FGA	Pct.
1974-75	N/A	---	---	---	1999-00	Jennifer Williams	88	154	.571
1975-76	Carol Moreland	66	147	.449	2000-01	Jennifer Williams	60	113	.531
1976-77	Carol Moreland	79	162	.488	2001-02	Chelsea Grear	108	216	.500
1977-78	Carol Moreland	161	315	.511	2002-03	Chelsea Grear	133	268	.496
1978-79	Mary Redeau	78	149	.523	2003-04	Fatima Maddox	61	132	.462
1979-80	Mary Redeau	161	338	.476	2004-05	Jana Francis	62	121	.512
1980-81	Deb Weinreis	115	247	.466	2005-06	Jana Francis	91	200	.455
1981-82	Alison Foote	121	242	.500	2006-07	Dionne Marsh	161	354	.455
1982-83	Alison Foote	177	344	.515	2007-08	Dionne Marsh	167	345	.484
1983-84	Yvonne McKinnon	160	306	.523	2008-09	Amanda Best	76	166	.458
1984-85	Yvonne McKinnon	152	312	.487	2009-10	Valerie Kast	60	128	.469
1985-86	Tracy Satran	155	304	.510	2010-11	Porche Torrance	98	211	.464
1986-87	Connie Jensen	127	268	.474	2011-12	Porche Torrance	129	274	.471
1988-91	No Program	---	---	---	2012-13	Whitney Johnson	75	136	.551
1991-92	Amy Clark	67	164	.409	2013-14	Khadijah Shumpert	102	224	.455
1992-93	Becky Bissell	120	267	.449	2014-15	Khadijah Shumpert	122	251	.486
1993-94	Heidi Harris	107	272	.393	2015-16	Khadijah Shumpert	165	319	.517
1994-95	Tracy Aldridge	91	204	.446	2016-17	Richelle van der Keijl	175	298	.587
1995-96	Tracy Aldridge	116	271	.428	2017-18	Jaisa Nunn	221	347	.637
1996-97	Katie Kern	96	223	.430	2018-19	Jaisa Nunn	206	353	.584
1997-98	Jennifer Williams	135	246	.549	2019-20	Jordan Hosey	136	235	.579
1998-99	Jennifer Williams	88	162	.543	<b>2020-21</b>	<b>Shaiquel McGruder</b>	<b>80</b>	<b>132</b>	<b>.606</b>

## TEAM

### **MOST 3-POINT FIELD GOALS | GAME**

18 ..... vs. Illinois.....Nov. 26, 2017

### **MOST 3-POINT FIELD GOALS ATTEMPTED | GAME**

40 ..... at UNLV..... Jan. 15, 2020  
40 ..... at Fresno State.....Mar. 2, 2018  
40 ..... vs. Lamar.....Dec. 20, 2017

### **3-POINT FIELD GOAL % | GAME**

72.7% (8-11) vs. Utah..... Mar. 10, 2010

### **MOST 3-POINT FIELD GOALS | CONFERENCE GAME**

15 ..... at Utah State .....Feb. 28, 2021  
15 ..... vs. Utah State.....Jan. 31, 2018  
15 ..... vs. BYU .....Feb. 1, 1996

### **MOST 3-POINT FIELD GOALS ATTEMPTED | CONFERENCE GAME**

40 ..... at UNLV..... Jan. 15, 2020  
40 ..... at Fresno State.....Mar. 2, 2018

### **3-POINT FIELD GOAL % | CONFERENCE GAME**

72.7% (8-11) vs. Utah..... Mar. 10, 2010

### **MOST 3-POINT FIELD GOALS | SEASON**

319 .....2017-18

### **MOST 3-POINT FIELD GOALS ATTEMPTED | SEASON**

932 .....2017-18

### **HIGHEST 3-POINT FIELD GOAL % | SEASON**

36.9% (190-515) .....2005-06

### **MOST 3-POINT FIELD GOALS | CONFERENCE SEASON**

142 ..... 2020-21  
142 .....2017-18

### **MOST 3-POINT FIELD GOALS ATTEMPTED | CONFERENCE SEASON**

459 .....2017-18

### **HIGHEST 3-POINT FIELD GOAL % | CONFERENCE SEASON**

39.6% (106-268) .....2005-06

## INDIVIDUAL

### **MOST 3-POINT FIELD GOALS | GAME**

10 ..... Tesha Buck vs. Lamar.....Dec. 20, 2017

### **MOST 3-POINT FIELD GOALS ATTEMPTED | GAME**

17 ..... Ahlise Hurst vs. Oklahoma..... Nov. 28, 2018  
17 ..... Ahlise Hurst vs San Jose State.....Jan. 1, 2020

### **3-POINT FIELD GOAL % | GAME (Minimum 5 made)**

100.0% (5-5) .....Amanda Best vs. UNLV .....Feb. 10, 2010  
100.0% (5-5) .....Miranda Sanchez vs. NMSU.....Nov. 21, 1999

### **MOST 3-POINT FIELD GOALS | CONFERENCE GAME**

8 ..... Miranda Sanchez vs. Air Force.....Feb. 12, 2000

### **MOST 3-POINT FIELD GOALS ATTEMPTED | CONFERENCE GAME**

17 ..... Ahlise Hurst vs San Jose State.....Jan. 1, 2020

### **MOST 3-POINT FIELD GOALS | SEASON**

104 ..... Tesha Buck.....2017-18

### **MOST 3-POINT FIELD GOALS ATTEMPTED | SEASON**

276 ..... Tesha Buck.....2017-18

### **HIGHEST 3-POINT FIELD GOAL % | SEASON**

47.8% (75-157) ..Katie Montgomery.....2005-06

### **MOST 3-POINT FIELD GOALS | CONFERENCE SEASON**

**47 .... Ahlise Hurst .....2019-20**

### **MOST 3-POINT FIELD GOALS ATTEMPTED | CONFERENCE SEASON**

**152 .... Ahlise Hurst .....2019-20**

### **HIGHEST 3-POINT FIELD GOAL % | CONFERENCE SEASON**

51.9% (14-27) .....Angela Hartill.....2007-08

### **CONSECUTIVE GAMES, 3-POINT SHOT MADE**

27 ..... Ahlise Hurst ..... 2019-20 to 2020-21  
23 ..... Amy Beggin.....2008-09 to 2009-10  
20 ..... Miranda Sanchez .....1998-99 to 99-00  
17 ..... Katie Montgomery ..... 2004-05 to 05-06  
14 ..... Amy Beggin.....2008-09 (Twice)  
14 ..... Miranda Sanchez ..... 2000-01  
13 ..... Abbie Letz.....2003-04 to 04-05  
13 ..... Abby Garchek.....1997-98

## 3-POINT FIELD GOALS

### THREE-POINT FIELD GOALS MADE | GAME

Rk.	No.	Player vs. Opponent	Date
1.	10	Tesha Buck vs. Lamar	Dec. 20, 2017
2.	9	Ahlise Hurst vs. Oklahoma	Nov. 28, 2018
3.	8	Miranda Sanchez vs. Air Force	Feb. 12, 2000
4.	7	Jadeyn De La Cerda vs. San Jose St.	Feb. 27, 2019
	7	Jayla Everett vs. Auburn	Nov. 11, 2018
	7	Jasmine Patterson vs. Colorado State	Feb. 12, 2011
7.	6	Done 20 times (Last: LaTascya Duff, Utah State)	March 1, 2021

### THREE-POINT FIELD GOALS ATTEMPTED | GAME

Rk.	No.	Player vs. Opponent	Date
1.	17	Ahlise Hurst vs. Oklahoma	Nov. 28, 2018
	17	Ahlise Hurst vs San Jose State	Jan. 1, 2020
3.	16	Tesha Buck vs. Lamar	Dec. 20, 2017
	16	Amy Beggin vs. William and Mary	Nov. 28, 2008
5.	15	Tesha Buck at San Jose State	Jan. 6, 2018
	15	Ahlise Hurst at Fresno State	Jan. 8, 2020
7.	14	Miranda Sanchez vs. Air Force	Feb. 12, 2000
8.	13	Ahlise Hurst at UNLV	Jan. 15, 2021
	13	Tesha Buck vs. Wichita State	Nov. 24, 2017
	13	Cherise Beynon vs. Colorado State	Jan. 14, 2017
	13	Stella Candelaria vs. Iowa State	Dec. 2, 1995
11.	12	Done 12 Times (Last: LaTascya Duff vs. California Baptist)	Mar. 19, 2021

### THREE-POINT FIELD GOALS MADE | GAME

Rk.	No.	Opponent	Date
1.	18	Illinois	Nov. 26, 2017
2.	17	Arkansas-Pine Bluff	Dec. 17, 2020
	17	New Mexico State	Dec. 16, 2019
4.	15	Utah State	Feb. 28, 2021
	15	Utah State	Jan. 31, 2018
	15	Lamar	Dec. 20, 2017
	15	New Mexico State	Dec. 2, 2017
	15	Tennessee State	Dec. 5, 2003
	15	BYU	Feb. 1, 1996
10.	14	Utah State	March 1, 2021
	14	Nevada	Dec. 31, 2020
	14	Kent State	Nov. 30, 2002
	14	TCU	Feb. 26, 2011

### THREE-POINT FIELD GOALS ATTEMPTED | GAME

Rk.	No.	Opponent	Date
1.	40	at UNLV	Jan. 15, 2021
	40	vs. Lamar	Dec. 20, 2017
3.	39	at Arkansas-Pine Bluff	Dec. 17, 2020
	39	at Midwestern State	Dec. 4, 2020
5.	37	at Utah State	Feb. 28, 2021
	37	Auburn	Nov. 11, 2018
	37	TCU	Feb. 26, 2011
	37	Texas Tech	Nov. 20, 2016
9.	36	at UTEP	Nov. 30, 2017
10.	35	at UNLV	Jan. 17, 2021
	35	Arizona	Dec. 20, 2003
12.	34	Colorado State	March 4, 2021
	34	Fresno State	Jan. 30, 2021
	34	New Mexico State	Dec. 16, 2019
	34	St. Mary's^	Mar. 15, 2018
	34	vs. Wichita State	Nov. 24, 2017
17.	33	Done 12 Times (Last: vs. San Jose St.)	Jan. 22, 2020

### THREE-POINT FIELD GOAL PERCENTAGE | GAME (Min. 10 attempts)

Rk.	Pct. (FG-FGA)	Opponent	Date
1.	72.7 (8-11)	Utah	Mar. 10, 2010
2.	68.2 (15-22)	New Mexico State	Dec. 2, 2017
3.	62.5 (10-16)	Utah	Mar. 13, 2004
4.	61.9 (13-21)	Air Force	Jan. 19, 2008
5.	61.5 (8-13)	New Mexico State	Jan. 6, 2000
6.	60.0 (12-20)	Arizona	Dec. 9, 2009
	60.0 (9-15)	Utah	Feb. 13, 2005
	60.0 (6-10)	Arizona State	Dec. 18, 2004
9.	58.3 (7-12)	Colorado State	Feb. 24, 1992
	58.3 (7-12)	Norfolk State	Dec. 7, 2007

## YEAR-BY-YEAR 3-POINT FIELD GOAL PERCENTAGE LEADER

Year	Player	FGM	FGA	Pct.	Year	Player	FGM	FGA	Pct.
1986-87	Kim Bradshaw	7	30	.233	2010-11	Jasmine Patterson	36	116	.310
1988-91	No Program	--	---	---	2011-12	Caroline Durbin	52	109	.477
1991-92	Jessica Cunningham	25	76	.329	2012-13	Caroline Durbin	49	117	.419
1992-93	Alicia Selmon	21	65	.323	2013-14	Brea Mitchell	21	57	.368
1993-94	Maggie Smith	17	39	.436	2014-15	Bryce Owens	32	116	.276
1994-95	Vanessa Hoover	16	35	.457	2015-16	Cherise Beynon	63	175	.360
1995-96	Jodi Cory	23	66	.348	2016-17	Alex Lapeyrolerie	55	182	.302
1996-97	Jodi Cory	12	35	.343	2017-18	Laneah Bryan	22	57	.386
1997-98	Abby Garchek	82	217	.378	2018-19	Jayla Everett	58	173	.335
1998-99	Nikki Heckroth	22	60	.367	2019-20	Ahlise Hurst	92	263	.350
1999-00	Miranda Sanchez	73	176	.415	<b>2020-21</b>	<b>LaTascya Duff</b>	<b>52</b>	<b>130</b>	<b>.400</b>
2000-01	Miranda Sanchez	73	178	.410					
2001-02	Mandi Moore	31	79	.392					
2002-03	Mandi Moore	42	92	.457					
2003-04	Lauren McLeod	15	33	.455					
2004-05	Katie Montgomery	45	101	.446					
2005-06	Katie Montgomery	75	157	.478					
2006-07	Katie Montgomery	73	193	.378					
2007-08	Angela Hartill	21	51	.412					
2008-09	Georonika Jackson	18	41	.439					
2009-10	Amanda Best	23	60	.383					



## 3-POINT FIELD GOALS

### 3-POINT FIELD GOALS MADE | SEASON

Rk.	Player	Year	No.
1.	Tesha Buck	2017-18	104
2.	Ahlise Hurst	2019-20	92
3.	Abby Garchek	1997-98	82
4.	Amy Beggin	2008-09	79
5.	Katie Montgomery	2005-06	75
6.	Miranda Sanchez	2000-01	73
	Miranda Sanchez	1999-00	73
	Katie Montgomery	2006-07	73
9.	Alex Lapeyrolerie	2017-18	64
	Amy Beggin	2008-09	64

### 3-POINT FIELD GOALS ATTEMPTED | CAREER

Rk.	Player	Years	No.
1.	Cherise Beynon	2014-18	633
2.	Amy Beggin	2006-10	594
3.	Katie Montgomery	2004-07	526
4.	Abby Garchek	1995-98	509
5.	Ahlise Hurst	2018-21	480
6.	Bryce Owens	2012-16	472
7.	Miranda Sanchez	1998-01	471
8.	Tamika Stukes	1995-98	444
9.	Alex Lapeyrolerie	2013-18	435
10.	Abbie Letz	2003-06	409

### 3-POINT FIELD GOALS ATTEMPTED | SEASON

Rk.	Player	Year	No.
1.	Tesha Buck	2017-18	276
2.	Ahlise Hurst	2019-20	263
3.	Abby Garchek	1997-98	217
4.	Amy Beggin	2008-09	213
5.	Cherise Beynon	2016-17	205
6.	Katie Montgomery	2006-07	193
7.	Ahlise Hurst	2018-19	183
8.	Alex Lapeyrolerie	2016-17	182
9.	Cherise Beynon	2017-18	180
10.	Miranda Sanchez	2000-01	178

### 3-POINT FIELD GOAL % | SEASON (min 20 made)

Rk.	Player	Year	FG-FGA	Pct.
1.	Katie Montgomery	2005-06	75-157	.478
2.	Caroline Durbin	2011-12	52-109	.477
3.	Mandi Moore	2002-03	42-92	.457
4.	Katie Montgomery	2004-05	45-101	.446
5.	Chelsea Grear	2002-03	23-54	.426
6.	Caroline Durbin	2012-13	49-117	.419
7.	Miranda Sanchez	1999-00	73-176	.415
8.	Miranda Sanchez	2000-01	73-178	.410
9.	Abbie Letz	2002-03	34-84	.405
10.	Molly McKinnon	2000-01	27-67	.403

### 3-POINT FIELD GOALS MADE | CAREER

Rk.	Player	Years	No.
1.	Katie Montgomery	2004-07	221
2.	Amy Beggin	2006-10	218
3.	Cherise Beynon	2014-18	186
	Miranda Sanchez	1998-01	186
5.	Abby Garchek	1995-98	164
6.	Ahlise Hurst	2018-21	149
7.	Tamika Stukes	1995-98	141
8.	Mandi Moore	2002-05	134
	Abbie Letz	2003-06	134
10.	Alex Lapeyrolerie	2013-18	128
	Bryce Owens	2012-16	124

### 3-POINT FIELD GOAL % | CAREER (min. 45 made)

Rk.	Player	Years	FG-FGA	Pct.
1.	Katie Montgomery	2004-07	148-333	.420
2.	Caroline Durbin	2009-13	119-296	.402
3.	Miranda Sanchez	1998-01	186-471	.395
4.	Mandi Moore	2002-05	134-364	.368
5.	Amy Beggin	2006-10	218-594	.367
6.	Molly McKinnon	1999-02	69-201	.343
7.	Julie Briody	2004-07	104-307	.339
8.	Brandi Kimble	2006-08	74-223	.332
9.	Abbie Letz	2003-06	134-409	.328
10.	Abby Garchek	1995-98	164-509	.322

## TEAM

### **MOST FTS | GAME**

33..... vs. Texas (41 attempts)..... Nov. 18, 2005  
33..... vs. USC (43 attempts)..... Nov. 21, 2003  
33..... vs. Wyoming (41 attempts).....Feb. 24, 1996

### **MOST FTS ATTEMPTED | GAME**

43..... vs. USC..... Nov. 21, 2003

### **FT PERCENTAGE | GAME (min 12 attempts)**

100.0 (12-12) vs. Houston.....Dec. 19, 1998

### **MOST FTS | CONFERENCE GAME**

33..... vs. Wyoming (41 attempts).....Feb. 24, 1996

### **MOST FTS ATTEMPTED | CONFERENCE GAME**

42..... vs. Colorado State.....Mar. 10, 1984

### **FT PERCENTAGE | CONFERENCE GAME (min 12 attempts)**

94.4% (17-18) vs. Fresno State .....Jan. 13, 2018  
94.4% (17-18) vs. Air Force .....Mar. 5, 2011  
94.1% (16-17) vs. Nevada .....March 1, 2020  
94.1% (16-17) vs. BYU.....Feb. 27, 2010  
94.1% (16-17) vs. San Diego State..... Feb. 17, 2000  
94.1% (16-17) vs. Wyoming.....Mar. 4, 1993

### **MOST FTS | SEASON**

574 .....2006-07

### **MOST FTS ATTEMPTED | SEASON**

786 .....2006-07

### **HIGHEST FT PERCENTAGE | SEASON**

76.5 (397-519).....2009-10

### **MOST FTS | CONFERENCE SEASON**

261 ..... 2000-01

### **MOST FTS ATTEMPTED | CONFERENCE SEASON**

353..... 2000-01

### **HIGHEST FT PERCENTAGE | CONFERENCE SEASON**

79.3% (211-266)..... 2010-11

## INDIVIDUAL

### **MOST FTS | GAME**

17 ..... Abby Garchek vs. UNLV ..... Feb. 15, 1998

### **MOST FTS ATTEMPTED | GAME**

19..... Abby Garchek vs. UNLV ..... Feb. 15, 1998

### **FT PERCENTAGE | GAME (min 10 made)**

100.0..... Antiesha Brown vs. UNLV (10-10)..... Mar. 14, 2013  
100.0..... Amy Beggin vs. Nebraska (10-10).....Nov. 29, 2008  
100.0..... Miranda Sanchez vs. Pepperdine (12-12)..... Mar. 12, 1999  
100.0..... Janice Branch vs. Texas State (13-13)..... Dec. 6, 1986  
100.0..... Jean Rostermundt vs. Weber State (10-10) ... Feb. 27, 1979

### **MOST FTS | CONFERENCE GAME**

17 ..... Abby Garchek vs. UNLV ..... Feb. 15, 1998

### **MOST FTS ATTEMPTED | CONFERENCE GAME**

19..... Abby Garchek vs. UNLV ..... Feb. 15, 1998

### **FT PERCENTAGE | CONFERENCE GAME (min 10 made)**

100.0..... Jean Rostermundt vs. Weber State (10-10).... Feb. 27, 1979

### **MOST FTS | SEASON**

179 .... Dionne Marsh .....2007-08

### **MOST FTS ATTEMPTED | SEASON**

231..... Dionne Marsh .....2007-08

### **HIGHEST FT PERCENTAGE | SEASON (min 50 made)**

93.3 (70-75) Katie Montgomery.....2006-07

### **MOST FTS | CONFERENCE SEASON**

87 ..... Jaisa Nunn.....2017-18

### **MOST FTS ATTEMPTED | CONFERENCE SEASON**

110 ..... Jaisa Nunn.....2017-18

### **HIGHEST FT % | CONFERENCE SEASON (min 30 made)**

92.0 (46-50) Julie Briody.....2005-06

### **CONSECUTIVE FTS MADE**

35..... Julie Briody .....Feb. 8-Mar. 4, 2006

## FREE THROWS

### FTS MADE | SEASON

Rk.	Player	Year	No.
1.	Dionne Marsh	2007-08	179
2.	Julie Briody	2006-07	166
3.	Dionne Marsh	2005-06	165
4.	Dionne Marsh	2006-07	161
5.	Jaisa Nunn	2017-18	152
6.	Amy Beggin	2008-09	146
7.	Khadijah Shumpert	2015-16	142
8.	Abby Garchek	1997-98	136
	Abby Garchek	1995-96	136
10.	Dionne Marsh	2004-05	133

### FTS ATTEMPTED | CAREER

Rk.	Player	Years	No.
1.	Dionne Marsh	2005-08	879
2.	Khadijah Shumpert	2012-16	551
3.	Yvonne McKinnon	1982-85	531
4.	Abby Garchek	1995-98	525
5.	Jordan Adams	2000-03	515
6.	Alison Foote	1982-85	506
7.	Jaisa Nunn	2015-19	459
8.	Amy Beggin	2006-10	437
9.	Cherise Beynon	2014-18	381
10.	Jessica Cunningham	1992-95	379

### FTS ATTEMPTED | SEASON

Rk.	Player	Year	No.
1.	Dionne Marsh	2007-08	231
2.	Dionne Marsh	2005-06	228
3.	Dionne Marsh	2006-07	227
4.	Dionne Marsh	2004-05	193
5.	Julie Briody	2006-07	189
	Khadijah Shumpert	2015-16	189
7.	Jaisa Nunn	2017-18	188
8.	Abby Garchek	1995-96	179
9.	Amy Beggin	2008-09	168
10.	Abby Garchek	1997-98	165

### FT PERCENTAGE | SEASON (Min 50 made)

Rk.	Player	Year	FT-FTA	Pct.
1.	Katie Montgomery	2006-07	70-75	.933
2.	Christy Romero	1992-93	65-70	.900
3.	Julie Briody	2005-06	77-86	.895
4.	Julie Briody	2006-07	166-189	.878
5.	Amy Beggin	2008-09	146-168	.869
	Lauren Taylor	2011-12	73-84	.869
7.	Jean Rostermundt	1978-79	91-105	.867
	Georonika Jackson	2008-09	52-60	.867
9.	Katie Montgomery	2005-06	64-74	.865
10.	<b>Jaedyn De La Cerda</b>	<b>2020-21</b>	<b>54-63</b>	<b>.857</b>

### FTS MADE | CAREER

Rk.	Player	Years	No.
1.	Dionne Marsh	2005-08	638
2.	Abby Garchek	1995-98	392
3.	Jordan Adams	2000-03	375
4.	Amy Beggin	2006-10	358
	Alison Foote	1982-85	358
	Khadijah Shumpert	2012-16	358
7.	Jaisa Nunn	2015-19	342
8.	Julie Briody	2004-07	312
9.	Jean Rostermundt	1977-80	291
10.	Miranda Sanchez	1998-01	277

### FT PERCENTAGE | CAREER (Min 100 made)

Rk.	Player	Years	FT-FTA	Pct.
1.	Julie Briody	2004-07	312-358	.872
2.	Katie Montgomery	2004-07	188-220	.855
3.	Lauren Taylor	2008-12	241-289	.834
4.	Amy Beggin	2006-10	358-437	.819
5.	Jean Rostermundt	1977-80	291-356	.817
6.	<b>Jaedyn De La Cerda</b>	<b>2017-</b>	<b>110-136</b>	<b>.809</b>
7.	Miranda Sanchez	1998-01	277-344	.805
8.	Antiesha Brown	2014-15	211-264	.799
9.	Caroline Durbin	2009-13	124-157	.790
10.	Jayla Everett	2018-20	136-173	.786

## YEAR-BY-YEAR FREE THROW LEADER (MIN. 30 ATTEMPTS)

Year	Player	FTM	FTA	Pct.	Year	Player	FTM	FTA	Pct.
1974-75	N/A	--	---	---	1999-00	Aiyana Nash	35	42	.833
1975-76	Margaret Gonzales	33	45	.733	2000-01	Miranda Sanchez	112	131	.855
1976-77	Jean Rostermundt	44	51	.863	2001-02	Lauren McLeod	29	34	.853
1977-78	Jean Rostermundt	86	109	.789	2002-03	Melissa Forest	42	55	.764
1978-79	Jean Rostermundt	91	105	.867	2003-04	Melissa Forest	59	71	.831
1979-80	Jean Rostermundt	70	91	.769	2004-05	Julie Briody	27	31	.871
1980-81	Deb Weinreis	49	61	.803	2005-06	Julie Briody	77	86	.895
1981-82	Lori McConnell	29	36	.806	2006-07	Katie Montgomery	70	75	.933
1982-83	Sally Marquez	28	35	.800	2007-08	Amy Beggin	97	115	.843
1983-84	Sally Anderson	39	54	.722	2008-09	Amy Beggin	146	168	.869
1984-85	Janice Branch	29	39	.744	2009-10	Amy Beggin	79	95	.832
1985-86	Connie Jensen	47	68	.691	2010-11	Lauren Taylor	96	113	.850
1986-87	Tammy Spangler	25	35	.714	2011-12	Nikki Nelson	29	33	.879
1988-91	No Program	--	---	---	2012-13	Caroline Durbin	53	62	.855
1991-92	Christy Romero	31	42	.738	2013-14	Deeva Vaughn	61	80	.763
1992-93	Christy Romero	63	70	.900	2014-15	Antiesha Brown	115	137	.839
1993-94	Heidi Harris	76	98	.776	2015-16	Khadijah Shumpert	142	189	.751
1994-95	Tracy Aldridge	88	111	.793	2016-17	Alex Lapeyrolerie	35	46	.761
1995-96	Stella Candelaria	29	37	.784	2017-18	Alex Lapeyrolerie	40	45	.889
1996-97	Sonya Bryant	80	114	.702	2018-19	Jayla Everett	97	121	.802
1997-98	Abby Garchek	136	165	.824	2019-20	Ahlise Hurst	57	68	.838
1998-99	Miranda Sanchez	82	96	.854	2020-21	<b>Jaedyn De La Cerda</b>	<b>54</b>	<b>63</b>	<b>.857</b>

## ASSISTS

### ASSISTS | SEASON

Rk.	Player	Year	No.
1.	Cherise Beynon	2017-18	243
2.	Mandi Moore	2002-03	212
3.	Nikki Heckroth	2000-01	200
4.	Cherise Beynon	2016-17	198
5.	Aisia Robertson	2018-19	192
6.	Lori McConnell	1980-81	169
7.	Mandi Moore	2004-05	155
8.	Mandi Moore	2001-02	146
9.	Aisia Robertson	2019-20	144
10.	Amy Beggin	2007-08	141

### ASSISTS | CAREER

Rk.	Player	Years	No.
1.	Mandi Moore	2001-05	651
2.	Cherise Beynon	2017-18	615
3.	Tamika Stukes	1994-98	469
4.	Amy Beggin	2006-10	441
5.	Nikki Heckroth	1997-01	424
6.	Katie Montgomery	2003-07	406
7.	Bryce Owens	2012-16	404
8.	Cherise Beynon	2014-18	372
9.	Jean Rostermundt	1976-80	387
10.	Jessica Cunningham	1991-95	339

## TEAM

### MOST ASSISTS | GAME

31 vs. Texas-Pan American	Feb. 18, 1986
31 vs. Adams State	Jan. 17, 1986
31 vs. Northern Arizona	Mar. 3, 1979

### MOST ASSISTS | CONFERENCE GAME

31 vs. Northern Arizona	Mar. 3, 1979
-------------------------	--------------

### MOST ASSISTS | SEASON

593	2000-01
-----	---------

### MOST ASSISTS | CONFERENCE SEASON

288	2019-20
-----	---------

## INDIVIDUAL

### MOST ASSISTS | GAME

16	Aisia Robertson vs. Oklahoma	Nov. 28, 2018
----	------------------------------	---------------

### MOST ASSISTS | CONFERENCE GAME

15	Cherise Beynon vs. Boise St.	Jan. 3, 2018
----	------------------------------	--------------

### MOST ASSISTS | SEASON

243	Cherise Beynon	2017-18
-----	----------------	---------

### MOST ASSISTS | CAREER

651	Mandi Moore	2001-05
-----	-------------	---------

### ASSIST AVERAGE | SEASON

6.75	Cherise Beynon	2017-18
------	----------------	---------

### ASSIST AVERAGE | CAREER

5.2	Mandi Moore	2001-05
-----	-------------	---------

## YEAR-BY-YEAR ASSIST LEADER

Year	Player	GMs	No.	Avg.	Year	Player	GMs	No.	Avg.
1974-75	N/A	--	---	---	1998-99	Kristy Loiselle	31	92	3.0
1975-76	Margaret Gonzales	17	37	2.2	1999-00	Nikki Heckroth	29	117	4.0
1976-77	Jean Rostermundt	20	41	2.1	2000-01	Nikki Heckroth	35	200	5.7
1977-78	Jean Rostermundt	24	103	4.3	2001-02	Mandi Moore	31	146	4.7
1978-79	Jean Rostermundt	29	123	4.2	2002-03	Mandi Moore	33	212	6.4
1979-80	Jean Rostermundt	29	120	4.1	2003-04	Mandi Moore	31	138	4.5
1980-81	Lori McConnell	32	169	5.3	2004-05	Mandi Moore	30	155	5.2
1981-82	Lori McConnell	26	84	3.2	2005-06	Katie Montgomery	32	111	3.5
1982-83	Sally Marquez	23	71	3.1	2006-07	Katie Montgomery	33	120	3.6
1983-84	Cathy Lowther	27	124	4.6	2007-08	Amy Beggin	33	141	4.2
1984-85	Cathy Lowther	20	102	5.1	2008-09	Amy Beggin	36	135	3.8
1985-86	Winifred Foster	29	100	3.4	2009-10	Amy Beggin	29	103	3.6
1986-87	Janice Branch	27	130	4.8	2010-11	Amanda Best	31	99	3.2
1988-91	No Program	--	---	---	2011-12	Lauren Taylor	28	73	2.6
1991-92	Jessica Cunningham	28	107	3.8	2012-13	Bryce Owens	31	116	3.7
1992-93	Christy Romero	27	76	2.8	2013-14	Bryce Owens	30	97	3.2
1993-94	Jessica Cunningham	27	87	3.2	2014-15	Bryce Owens	33	94	2.8
1994-95	Tamika Stukes	27	81	3.0	2015-16	Cherise Beynon	32	105	3.3
1995-96	Tamika Stukes	29	136	4.7	2016-17	Cherise Beynon	30	198	6.6
1996-97	Tamika Stukes	28	118	4.2	2017-18	Cherise Beynon	36	243	6.8
1997-98	Tamika Stukes	33	134	4.1	2018-19	Aisia Robertson	29	192	6.7
					2019-20	Aisia Robertson	27	144	5.3
					<b>2020-21</b>	<b>LaTora Duff</b>	<b>20</b>	<b>78</b>	<b>3.9</b>

**SINGLE-GAME ASSISTS (TEAM)**

Rk.	Ast.	Opponent	Date
1.	31	Texas-Pan American	Feb. 18, 1986
	31	Adams State	Jan. 17, 1986
	31	Northern Arizona	Mar. 3, 1979
4.	29	Fort Hays	Dec. 8, 1978
5.	28	Northern Colorado	Feb. 23, 1979
6.	27	Done Eight Times (Last: Illinois)	Nov. 26, 2017

**SINGLE-GAME ASSISTS (INDIVIDUAL)**

Rk.	Ast.	Player	Opponent	Date
1.	16	Aisia Robertson	Oklahoma	Nov. 28, 2018
2.	15	Cherise Beynon	Boise State	Jan. 3, 2018
	15	Cherise Beynon	NMSU	Nov. 15, 2016
	15	Janice Branch	Adams State	Jan. 23, 1987
5.	14	Cherise Beynon	Lamar	Dec. 20, 2017
	14	Cherise Beynon	Minnesota	Dec. 6, 2016
7.	12	Aisia Robertson	Hartford	Nov. 11, 2018
	12	Cherise Beynon	Air Force	Feb. 8, 2017
	12	Cherise Beynon	Utah State	Jan. 31, 2018
	12	Cherise Beynon	San Jose State	Jan. 6, 2018
	12	Mandi Moore	Air Force	Jan. 18, 2003
	12	Jessica Cunningham	Southern Utah	Jan. 8, 1992
	12	Taryn Bachis	Fort Hays	Dec. 9, 1978
14.	11	Aisia Robertson	Houston	Nov. 24, 2018
	11	Cherise Beynon	Fresno State	Mar. 2, 2018
	11	Mandi Moore	Wyoming	Mar. 4, 2004
	11	Nikki Heckroth	UCLA	Nov. 11, 2000
	11	Cathy Lowther	BYU	Jan. 28, 1984

**FRESHMAN ASSIST LEADERS**

Rk.	Assists	Player	Year
1.	146	Mandi Moore	2001-02
2.	116	Bryce Owens	2012-13
3.	114	Jayla Everett	2018-19
4.	107	Jessica Cunningham	1991-92
5.	84	N'Dea Flye	2017-18
6.	81	Tamika Stukes	1994-95
7.	69	Cherise Beynon	2014-15
8.	64	Katie Montgomery	2003-04
9.	62	Amy Beggin	2006-07
10.	56	Yvonne McKinnon	1981-82
11.	53	Mykiel Burleson	2016-17

**TOP FRESHMAN ASSIST GAMES**

Rk.	Ast.	Player	Opponent	Date
1.	12	Jessica Cunningham	Southern Utah	Jan. 7, 1992
2.	10	Bryce Owens	NMSU	Nov. 20, 2012
	10	Mandi Moore	Pacific	Nov. 9, 2001
4.	9	Jessica Cunningham	Richmond	Nov. 30, 1991
5.	8	Done Nine Times		
		Last: Bryce Owens	Nevada	Feb. 2, 2013

## BLOCKS

### BLOCKS | SEASON

Rk.	Player	Year	No.
1.	Jordan Adams	2000-01	105
2.	Jordan Adams	2001-02	92
3.	Jordan Adams	2002-03	86
4.	Porche Torrance	2011-12	81
5.	Nike McClure	2018-19	67
6.	Richelle van der Keijl	2016-17	61
	Jordan Adams	1999-00	61
8.	Porche Torrance	2010-11	50
9.	Kianna Keller	2014-15	49
10.	Yvonne McKinnon	1982-83	44

### BLOCKS | CAREER

Rk.	Player	Years	No.
1.	Jordan Adams	2000-03	344
2.	Porche Torrance	2007-12	158
3.	Kianna Keller	2012-16	149
4.	Yvonne McKinnon	1982-85	144
5.	Katie Kern	1996-99	108
7.	Dionne Marsh	2005-08	105
<b>8.</b>	<b>Antonia Anderson</b>	<b>2017-</b>	<b>104</b>
9.	Val Kast	2006-10	93
10.	Khadijah Shumpert	2012-16	90

## TEAM

### MOST BLOCKS | GAME

16	..... vs. Texas State.....	Nov. 9, 2018
14	..... vs. Tennessee State.....	Dec. 5, 2003
14	..... vs. San Diego State.....	Jan. 30, 2003

### MOST BLOCKS | CONFERENCE GAME

14	..... vs. San Diego State.....	Jan. 30, 2003
----	--------------------------------	---------------

### MOST BLOCKS | SEASON

190	.....	2018-19
-----	-------	---------

## INDIVIDUAL

### MOST BLOCKS | GAME

11	..... Carol Moreland, Oklahoma .....	Jan. 14, 1978
11	..... Carol Moreland, Texas Tech.....	Jan 13, 1978

### MOST BLOCKS | CONFERENCE GAME

8	..... Jordan Adams, Air Force .....	Feb. 7, 2002
---	-------------------------------------	--------------

### MOST BLOCKS | SEASON

105	..... Jordan Adams .....	2000-01
-----	--------------------------	---------

### MOST BLOCKS | CAREER

344	..... Jordan Adams .....	1999-03
-----	--------------------------	---------

### BLOCKS AVERAGE | SEASON

3.0	..... Jordan Adams .....	2000-01
-----	--------------------------	---------

### BLOCKS AVERAGE | CAREER

2.7	..... Jordan Adams .....	1999-03
-----	--------------------------	---------

## YEAR-BY-YEAR BLOCK LEADER

Year	Players	GMs	No.	Avg.	Year	Players	GMs	No.	Avg.
1977-78	Carol Moreland	24	43	1.8	2001-02	Jordan Adams	31	92	2.9
1978-79	N/A	--	---	---	2002-03	Jordan Adams	33	86	2.6
1979-80	Carol Moreland	28	35	1.3	2003-04	Melissa Forest	30	35	1.2
1980-81	N/A	--	---	---	2004-05	Dionne Marsh	31	29	0.9
1981-82	Yvonne McKinnon	28	36	1.3	2005-06	Dionne Marsh	32	26	0.8
1982-83	Yvonne McKinnon	23	44	1.9	2006-07	Timi E-Nunu	33	26	0.8
1983-84	Yvonne McKinnon	27	38	1.4	2007-08	Dionne Marsh	33	27	0.8
1984-85	Yvonne McKinnon	26	26	1.0	2008-09	Val Kast	36	33	0.9
1985-86	Tracy Satran	29	9	0.3	2009-10	Jessica Kielpinski	32	33	1.0
1986-87	Tracy Satran	27	12	0.4	2010-11	Porche Torrance	31	50	1.6
1988-91	No Program	--	---	---	2011-12	Porche Torrance	30	81	2.6
1991-92	Heidi Harris	28	25	0.9	2012-13	Deeva Vaughn	30	20	0.6
1992-93	Heidi Harris	27	12	0.4	2013-14	Kianna Keller	22	30	1.4
1993-94	Lupe Nava	24	22	0.9	2014-15	Kianna Keller	34	49	1.4
1994-95	Abby Garchek	27	19	0.7	2015-16	Kianna Keller	32	30	0.9
1995-96	Katie Kern	28	30	1.1	2016-17	Richelle van der Keijl	30	61	2.0
1996-97	Katie Kern	28	24	0.9	<b>2017-18</b>	<b>Antonia Anderson</b>	<b>32</b>	<b>34</b>	<b>0.4</b>
1997-98	Anita Vuletic	33	26	0.8	2018-19	Nike McClure	31	67	2.2
1998-99	Katie Kern	31	41	1.3	<b>2019-20</b>	<b>Antonia Anderson</b>	<b>32</b>	<b>43</b>	<b>1.3</b>
1999-00	Jordan Adams	29	61	2.1	<b>2020-21</b>	<b>Shaiquell McGruder</b>	<b>20</b>	<b>23</b>	<b>1.2</b>
2000-01	Jordan Adams	35	105	3.0					

**SINGLE-GAME BLOCKS (TEAM)**

Rk.	Blk.	Opponent	Date
1.	16	Texas State	Nov. 9, 2018
2.	14	Oklahoma	Nov. 28, 2018
	14	Tennessee State	Dec. 5, 2003
	14	San Diego State	Jan. 30, 2003
3.	13	Wyoming	Feb. 2, 2002
	13	Pacific	Nov. 9, 2001
	13	Texas Tech	Jan. 13, 1978
6.	12	Boise State	Mar. 9, 2012
	12	New Mexico Highlands	Jan. 12, 2004
	12	Nicholls State	Nov. 24, 2000
	12	Oklahoma	Jan. 14, 1978
10.	11	NMSU	Nov. 15, 2016
	11	Colorado State	Mar. 6, 2004

**SINGLE-GAME BLOCKS (INDIVIDUAL)**

Rk.	Blk.	Player	Opponent	Date
1.	11	Carol Moreland	Oklahoma	Jan. 14, 1978
	11	Carol Moreland	Texas Tech	Jan.13, 1978
3.	9	Nike McClure	Oklahoma	Nov. 28, 2018
4.	8	Jordan Adams	Miami	Mar. 22, 2003
	8	Jordan Adams	Air Force	Feb. 7, 2002
6.	7	Done Nine Times		
		Last: Porche Torrance	Wyoming	Jan. 14, 2012

**FRESHMAN BLOCK LEADERS**

Rk.	Blocks	Player	Year
1.	61	Jordan Adams	1999-00
2.	36	Yvonne McKinnon	1981-82
<b>3.</b>	<b>34</b>	<b>Antonia Anderson</b>	<b>2017-18</b>
4.	31	Jayla Everett	2018-19
5.	30	Kianna Keller	2013-14
	30	Katie Kern	1995-96
7.	29	Dionne Marsh	2004-05
8.	25	Heidi Harris	1991-92
9.	21	Valerie Kast	2006-07
10.	19	Abby Garchek	1994-95
	19	Becky Bissell	1991-92

**TOP FRESHMAN BLOCK GAMES**

Rk.	Blk.	Player	Opponent	Date
1.	7	Jordan Adams	San Diego St.	Feb. 17, 2000
2.	6	Hannah Sjerven	Northern N.M.	Jan. 29, 2017
	6	Kianna Keller	Texas	Nov. 19, 2013
<b>4.</b>	<b>5</b>	<b>Antonia Anderson</b>	<b>Colorado St.</b>	<b>Feb. 27, 2018</b>
	5	Kianna Keller	Fresno St.	Jan. 18, 2014
	5	Jordan Adams	Wyoming	Feb. 24, 2000
	5	Jordan Adams	Texas So.	Dec. 3, 1999
7.	4	Done Six Times		
		Last: Antonia Anderson	Wyoming	Mar. 16, 2000

## STEALS

### STEALS | SEASON

Rk.	Player	Year	No.
1.	Tamika Stukes	1997-98	115
2.	Tamika Stukes	1995-96	95
3.	Cherise Beynon	2014-18	85
4.	Abby Garchek	1997-98	83
4.	Tamika Stukes	1996-97	76
5.	Lori McConnell	1980-81	70
7.	Aisia Robertson	2018-19	68
	Anita Vuletic	1997-98	68
	Tamika Stukes	1994-95	68
10.	Cathy Lowther	1983-84	64
	Brandi Kimble	2006-07	64
	Amy Beggin	2008-09	64

### STEALS | CAREER

Rk.	Player	Years	No.
1.	Tamika Stukes	1995-98	354
2.	Cherise Beynon	2014-18	261
3.	Mandi Moore	2002-05	208
4.	Abby Garchek	1995-98	191
	Amy Beggin	2006-10	191
6.	Bryce Owens	2012-16	174
7.	Jessica Cunningham	1992-95	167
8.	Katie Montgomery	2004-07	165
9.	Nikki Heckroth	1998-01	156
10.	Brandi Kimble	2005-08	155

### TEAM

#### MOST STEALS | GAME

27 ..... vs. Texas Southern.....Nov. 28, 1997

#### MOST STEALS | CONFERENCE GAME

24 ..... vs. UTEP.....Jan. 24, 1998

#### MOST STEALS | SEASON

434.....1997-98

#### MOST STEALS | CONFERENCE SEASON

195 .....1997-98

### INDIVIDUAL

#### MOST STEALS | GAME

9 ..... Tamika Stukes vs. Tulsa.....Jan. 16, 1997

#### MOST STEALS | CONFERENCE GAME

9 ..... Tamika Stukes vs. Tulsa.....Jan. 16, 1997

#### MOST STEALS | SEASON

115..... Tamika Stukes.....1997-98

#### MOST STEALS | CAREER

354 .... Tamika Stukes..... 1994-98

#### STEAL AVERAGE | SEASON

3.5..... Tamika Stukes.....1997-98

#### STEAL AVERAGE | CAREER

3.0..... Tamika Stukes..... 1994-98

## YEAR-BY-YEAR STEALS LEADER

Year	Player	GMs	No.	Avg.	Year	Player	GMs	No.	Avg.
1980-81	Lori McConnell	32	70	2.2	2004-05	Mandi Moore	30	54	1.8
1981-82	Yvonne McKinnon	28	38	1.4	2005-06	Katie Montgomery	32	43	1.3
1982-83	Yvonne McKinnon	23	32	1.4	2006-07	Brandi Kimble	33	64	1.9
1983-84	Cathy Lowther	27	64	2.4	2007-08	Amy Beggin	33	53	1.6
1984-85	Cathy Lowther	20	47	2.4	2008-09	Amy Beggin	36	64	1.7
1985-86	Winifred Foster	29	58	2.0	2009-10	Jessica Kielpinski	32	57	1.8
1986-87	Tracy Satran	27	52	1.9	2010-11	Porche Torrance	31	58	1.9
1988-91	No Program	---	---	---	2011-12	Porche Torrance	31	57	1.8
1991-92	Becky Bissell	28	49	1.8	2012-13	Bryce Owens	31	51	1.6
1992-93	Jessica Cunningham	27	42	1.6	2013-14	Antiesha Brown	30	45	1.5
1993-94	Jessica Cunningham	27	43	1.6	2014-15	Cherise Beynon	34	55	1.6
1994-95	Tamika Stukes	27	68	2.5	2015-16	Cherise Beynon	32	63	2.0
1995-96	Tamika Stukes	29	95	3.3	2016-17	Cherise Beynon	30	58	1.9
1996-97	Tamika Stukes	28	76	2.7	2017-18	Cherise Beynon	36	85	2.4
1997-98	Tamika Stukes	33	115	3.5	2018-19	Aisia Robertson	29	68	2.4
1998-99	Sonya Bryant	27	33	1.2	2019-20	Ahlise Hurst	32	58	1.8
1999-00	N. Heckroth/M. McKinnon	29	41	1.4	2020-21	Ahlise Hurst	18	30	1.7
2000-01	Nikki Heckroth	35	59	1.7					
2001-02	Mandi Moore	31	53	1.7					
2002-03	Mandi Moore	33	54	1.6					
2003-04	Mandi Moore	31	47	1.5					



**SINGLE-GAME STEALS (TEAM)**

Rk.	Stl.	Opponent	Date
1.	27	Texas Southern	Nov. 28, 1997
2.	24	UTEP	Jan. 24, 1998
3.	23	Air Force	Feb. 12, 1998
4.	22	Wyoming	Feb. 5, 1998
	22	Cal State Fullerton	Dec. 5, 1997
6.	20	Tulsa	Jan. 16, 1997
7.	19	Air Force	Jan. 2, 2019
	19	Fort Lewis	Dec. 17, 1995
8.	18	Northern New Mexico	Nov. 15, 2017
	18	Wyoming	Feb. 23, 1995
	18	New Mexico State	Dec. 30, 1992

**SINGLE-GAME STEALS (INDIVIDUAL)**

Rk.	Stl.	Player	Opponent	Date
1.	9	Tamika Stukes	Tulsa	Jan. 16, 1997
2.	8	Tamika Stukes	Colorado State	Feb. 8, 1998
	8	Tamika Stukes	Wyoming	Feb. 5, 1998
	8	Tamika Stukes	Air Force	Dec. 1, 1995
	8	Tamika Stukes	Wyoming	Feb. 23, 1995
	8	Cathy Lowther	Adams State	Jan. 13, 1984
7.	7	Done Six Times		
		Last: Cherise Beynon	Rice^	Mar. 20, 2018

**FRESHMAN STEALS LEADERS**

Rk.	Steals	Player	Year
1.	68	Tamika Stukes	1994-95
2.	55	Cherise Beynon	2014-15
3.	53	Mandi Moore	2001-02
4.	52	Jasmine Patterson	2010-11
5.	51	Bryce Owens	2012-13
6.	47	Jessica Cunningham	1991-92
7.	44	Becky Bissell	1991-92
8.	41	Jennifer Williams	1997-98
9.	38	Yvonne McKinnon	1981-82
10.	37	Jayla Everett	2018-19
	37	Abby Garchek	1994-95

**TOP FRESHMAN STEALS GAMES**

Rk.	Stl.	Player	Opponent	Date
1.	7	Jordan Adams	San Diego St.	Feb. 17, 2000
2.	6	Hannah Sjerven	Northern N.M.	Jan. 29, 2017
	6	Kianna Keller	Texas	Nov. 19, 2013
4.	5	Antonia Anderson	Colorado St.	Feb. 27, 2018
	5	Kianna Keller	Fresno St.	Jan. 18, 2014
	5	Jordan Adams	Wyoming	Feb. 24, 2000
	5	Jordan Adams	Texas So.	Dec. 3, 1999
7.	4	Done Six Times		
		Last: Antonia Anderson	Wyoming	Mar. 16, 2000

## MINUTES AND GAMES PLAYED

### MOST MINUTES | SEASON

1,304 ..... Amy Beggin ..... 2008-09

### MOST MINUTES | CONFERENCE SEASON

624 ..... Cherise Beynon ..... 2017-18

### MOST MINUTES | CAREER

4,324 ..... Mandi Moore ..... 2002-05

### MOST MINUTES | CONFERENCE CAREER

2,335 ..... Amy Beggin ..... 2006-10

### MINUTES AVERAGE | SEASON

39.2 ..... Tamika Stukes ..... 1995-98

### MINUTES AVERAGE | CAREER

35.2 ..... Tamika Stukes ..... 1995-98

### MINUTES PLAYED (TOP-10) | SEASON

Rk.	Player	Year	No.
1.	Amy Beggin	2009	1,304
2.	Katie Montgomery	2007	1,244
3.	Amy Beggin	2008	1,237
4.	Nikki Heckroth	1999	1,235
5.	Mandi Moore	2003	1,207
6.	Tesha Buck	2018	1,204
7.	Cherise Beynon	2018	1,193
8.	Tamika Stukes	1998	1,149
9.	Katie Montgomery	2006	1,140
10.	Tamika Stukes	1996	1,136

### MINUTES PLAYED (TOP-10) | CAREER

Rk.	Player	Years	No.
1.	Mandi Moore	2002-05	4,324
2.	Amy Beggin	2006-10	4,278
3.	Tamika Stukes	1995-98	4,114
4.	Cherise Beynon	2014-18	3,983
5.	Katie Montgomery	2004-07	3,832
6.	Bryce Owens	2012-16	3,766
7.	Dionne Marsh	2005-08	3,669
8.	Nikki Heckroth	1998-01	3,617
9.	Abby Garchek	1995-98	3,597
10.	Jessica Cunningham	1992-95	3,564

### MOST GAMES PLAYED | SEASON

36 ..... Cherise Beynon ..... 2017-18  
 ..... Tesha Buck ..... 2017-18  
 ..... Amanda Adamson ..... 2008-09  
 ..... Amy Beggin ..... 2008-09  
 ..... Amanda Best ..... 2008-09  
 ..... Sara Halasz ..... 2008-09  
 ..... Angela Hartill ..... 2008-09  
 ..... Geronika Jackson ..... 2008-09

### MOST GAMES PLAYED | CAREER

134 ..... Angela Hartill ..... 2006-09

### MOST GAMES PLAYED (TOP-10) | CAREER

Rk.	Player	Years	GP
1.	Angela Hartill	2005-09	134
2.	Cherise Beynon	2017-18	132
3.	Amy Beggin	2006-10	131
	Amanda Best	2007-11	131
5.	Lauren McLeod	2001-04	130
6.	Sara Halasz	2008-14	129
	Dionne Marsh	2005-08	129
8.	Jordan Adams	1999-02	128
	Nikki Heckroth	1998-01	128
10.	Katie Montgomery	2004-07	127

## YEAR-BY-YEAR MINUTES LEADER

Year	Player	Gms.	No.	Avg.	Year	Player	Gms.	No.	Avg.
1985-86	Winifred Foster	29	868	29.9	2004-05	Mandi Moore	30	1,034	34.5
1986-87	Janice Branch	27	889	32.9	2005-06	Katie Montgomery	32	1,140	35.6
1988-91	No Program	---	----	----	2006-07	Katie Montgomery	33	1,244	37.7
1991-92	Jessica Cunningham	28	966	34.5	2007-08	Amy Beggin	33	1,237	37.5
1992-93	Christy Romero	27	864	32.0	2008-09	Amy Beggin	36	1,304	36.2
1993-94	Jessica Cunningham	27	875	32.4	2009-10	Amy Beggin	29	1,041	35.9
1994-95	Jessica Cunningham	27	897	33.2	2010-11	Amanda Best	31	1,032	33.3
1995-96	Tamika Stukes	29	1,136	39.2	2011-12	Caroline Durbin	31	1,054	34.0
1996-97	Tamika Stukes	28	987	35.2	2012-13	Bryce Owens	31	944	30.5
1997-98	Tamika Stukes	33	1,149	34.8	2013-14	Bryce Owens	30	960	32.0
1998-99	Nikki Heckroth	31	938	30.3	2014-15	Antiesha Brown	34	979	28.8
1999-00	Nikki Heckroth	29	953	32.9	2015-16	Cherise Beynon	32	1,007	31.5
2000-01	Nikki Heckroth	35	1,235	35.3	2016-17	Cherise Beynon	30	977	32.6
2001-02	Mandi Moore	31	1,008	32.5	2017-18	Tesha Buck	36	1,204	33.4
2002-03	Mandi Moore	33	1,207	36.6	2018-19	Jayla Everett	31	953	30.7
2003-04	Mandi Moore	31	1,075	34.7	2019-20	Ahlise Hurst	32	1,125	35.2
					<b>2020-21</b>	<b>Jaedyn De La Cerda</b>	<b>20</b>	<b>563</b>	<b>28.2</b>

## MISCELLANEOUS

### TRIPLE DOUBLES | CAREER

2	by Cherise Beynon	
	Feb. 18, 2017 vs. Fresno State	(15 pts.   15 reb.   10 ast.)
	Feb. 8, 2017 vs Air Force	(20 pts.   12 reb.   12 ast.)
2	by Carol Moreland	
	Jan. 13, 1978 vs. Texas Tech	(20 pts.   25 reb.   11 blk.)
	Jan. 14, 1978 vs. Oklahoma	(24 pts.   36 reb.   11 blk.)
1	Aisia Robertson	
	Nov. 24, 2018 vs. Houston	(28 pts.   11 reb.   11 ast.)
1	by Jean Rostermundt	
	Jan. 19, 1979 vs. UTEP	(20 pts.   10 reb.   10 ast.)

### FEWEST TURNOVERS BY UNM | GAME

3.....at Wyoming .....Feb. 26, 2010

### MOST TURNOVERS BY UNM | GAME

46.....vs. New Mexico State.....Nov. 26, 1991

### MOST PERSONAL FOULS | SEASON

110 ..... Becky Bissell.....1991-92

### MOST PERSONAL FOULS | CAREER

365 .... Heidi Harris .....1991-95

### MOST DISQUALIFICATIONS | SEASON

13 ..... Becky Bissell.....1991-92  
8 ..... Tracy Satran .....1986-87

### MOST DISQUALIFICATIONS | CAREER

21 ..... Heidi Harris .....1991-95  
20 ..... Becky Bissell.....1991-92

### PERSONAL FOULS | SEASON

Rk.	Player	Year	No.
1.	Becky Bissell	1992	110
2.	Khadijah Shumpert	2015	108
3.	Khadijah Shumpert	2013	102
	Molly McKinnon	2001	102
5.	Khadijah Shumpert	2016	101
6.	Jennifer Williams	1998	98
7.	Cherise Beynon	2018	97
	Angela Hartill	2009	97
	Heidi Harris	1995	97
10.	Jordan Adams	2001	95

### PERSONAL FOULS | CAREER

Rk.	Player	Years	No.
1.	Khadijah Shumpert	2012-16	382
2.	Heidi Harris	1992-95	365
3.	Cherise Beynon	2014-15	350
4.	Katie Kern	1996-99	318
5.	Jennifer Williams	1998-01	305
6.	Jordan Adams	2000-03	300
7.	Winifred Foster	1983-86	294
8.	Yvonne McKinnon	1982-85	282
9.	Dionne Marsh	2005-08	272
10.	Tamika Stukes	1995-98	270

### DISQUALIFICATIONS | SEASON

Rk.	Player	Year	No.
1.	Becky Bissell	1992	13
2.	Khadijah Shumpert	2015	8
2.	Tracy Satran	1987	8
4.	Khadijah Shumpert	2013	6
	Jennifer Williams	1998	6
	Becky Bissell	1993	6
	Heidi Harris	1993	6
	Heidi Harris	1992	6
	Jessica Cunningham	1992	6
	Timi E-Nunu	2007	6

### DISQUALIFICATIONS | CAREER

Rk.	Player	Years	No.
1.	Heidi Harris	1992-95	21
2.	Becky Bissell	1992-95	20
	Khadijah Shumpert	2012-16	20
4.	Tracy Staran	1984-87	13
5.	Katie Kern	1996-99	12
6.	Kim Bradshaw	1985-87	11
	Yvonne McKinnon	1982-85	11
8.	Cherise Beynon	2017-18	9
	Winifred Foster	1983-86	9
	Angela Hartill	2006-09	9

## MISCELLANEOUS

### MOST GAMES PLAYED | SEASON

36 (25-11).....	2017-18
36 (25-11).....	2008-09

### MOST VICTORIES | SEASON

26 (26-5).....	2004-05
26 (26-7).....	1997-98

### MOST LOSSES | SEASON

26 (2-26).....	1991-92
26 (2-26).....	1993-94

### MOST WINS

Rk.	Record	Year
1.	26-5.....	2004-05
	26-7.....	1997-98
3.	25-11.....	2017-18
	25-11.....	2008-09
5.	24-7.....	2018-19
	24-9.....	2006-07
	24-7.....	2002-03
	24-9.....	1998-99
9.	23-8.....	2003-04
10.	22-10.....	2005-06
	22-9.....	2001-02
	22-13.....	2000-01

### WINNING PERCENTAGE (Min. 20 games)

Rk.	Pct.	(Record)	Year
1.	.838	26-5	2004-05
2.	.788	26-7	1997-98
3.	.774	24-7	2018-19
	.774	24-7	1998-99
5.	.750	15-5	2020-21
6.	.742	23-8	2003-04
7.	.727	24-9	2006-07
	.727	24-9	2002-03
9.	.710	22-9	2001-02
10.	.694	25-11	2017-18
	.694	25-11	2008-09

### CONSECUTIVE WINS (Start of Season)

Rk.	No.	(Final Record)	Year
1.	11.....	(25-11)	2017-18
	11.....	(23-8)	2003-04
	11.....	(16-8)	1977-78
4.	8.....	(24-9)	2002-03
	8.....	(24-9)	2002-03
	8.....	(24-7)	1998-99
	8.....	(26-7)	1997-98
8.	7.....	(26-5)	2004-05
	7.....	(18-11)	1999-00
	7.....	(26-7)	1997-98

### LONGEST WINNING STREAKS

Rk.	No.	Year(s)
1.	11.....	2018-19
	11.....	2017-18
	11.....	2003-04
	11.....	1977-78
5.	9.....	2006-07
6.	8 (Done Seven Times)	
	Last:.....	2014-15
13.	7.....	2004-05
	7.....	1999-00
	7.....	1997-98

### SINGLE-SEASON HOME WINNING STREAKS

Rk.	No.	Year(s)
1.	17.....	1998-99
2.	15.....	2018-19
	14.....	2004-05
3.	13.....	2017-18
	13.....	2014-15
5.	10.....	2002-03
6.	9.....	2005-06
	9.....	1977-78

### LONGEST HOME WINNING STREAKS

Rk.	No.	Year(s)
1.	28*	1976-79 (AIAW)**
2.	24.....	1998-99**
3.	17.....	2014-15**
4.	16.....	2006-07**
	16.....	2004-05**
6.	15.....	2018-19
7.	13.....	2017-18
	13.....	2007**
	13.....	2002**
10.	10.....	2002-03
11.	9.....	2005-06
	9.....	1984-85**

\* – UNM records indicate a 28-game home winning streak but verification is incomplete.

\*\* – Streak extended past one season

### ALL-TIME WINNINGEST LOBOS | Career

Rk.	Wins	Player	Seasons
1.	95.....	Julie Briody.....	2003-07
	95.....	Timi E-Nunu.....	2003-07
	95.....	Katie Montgomery.....	2003-07
	95.....	Janna Francis.....	2002-06
	95.....	Abbie Letz.....	2002-06
	95.....	Lindsey Arndt.....	2001-05
	95.....	Mandi Moore.....	2001-05
8.	92.....	Brandi Kimble.....	2004-08
	92.....	Dionne Marsh.....	2004-08
10.	91.....	Angela Hartill.....	2005-09
	91.....	Melissa Forest.....	2000-04
	91.....	Lauren McLeod.....	2000-04

## MISCELLANEOUS

### LARGEST VICTORY MARGINS

Rk.	Score	Margin	Opponent	Date
1.	101-22	+79	Morgan State.....	Jan. 4, 2005
2.	89-18	+71	Tennessee State.....	Dec. 5, 2003
3.	103-41	+62	Texas Southern .....	Dec. 2, 2003
4.	94-38	+56	Alcorn State.....	Nov. 15, 2008
5.	120-66	+54	Arkansas-Pine Bluff .....	Dec. 17, 2020
	107-53	+54	New Mexico State .....	Dec. 16, 2019
	103-49	+54	West Texas A&M.....	Nov. 17, 1979
8.	98-45	+53	UTEP.....	Nov. 23, 2001
	85-32	+53	Texas Southern .....	Nov. 28, 1997
	94-41	+53	Hawaii Pacific.....	Jan. 7, 1986

### LARGEST VICTORY MARGINS IN THE PIT

Rk.	Score	Margin	Opponent	Date
1.	101-22	+79	Morgan State.....	Jan. 4, 2005
2.	89-18	+71	Tennessee State.....	Dec. 5, 2003
3.	103-41	+62	Texas Southern .....	Dec. 2, 2003
5.	94-38	+56	Alcorn State.....	Nov. 15, 2008
6.	107-53	+54	New Mexico State .....	Dec. 16, 2019
7.	85-32	+53	Texas Southern .....	Nov. 28, 1997
8.	87-37	+50	UTEP.....	Nov. 30, 2000
	82-32	+50	Fort Lewis.....	Dec. 17, 1995
10.	91-45	+49	Air Force.....	Feb. 12, 1998
	100-51	+49	BYU.....	Feb. 1, 1996
	103-52	+49	Eastern New Mexico.....	Feb. 19, 1979

### LARGEST MARGIN OF DEFEAT

Rk.	Score	Margin	Opponent	Date
1.	22-92	-70	Colorado .....	Dec. 31, 1991
2.	45-108	-63	New Mexico State .....	Nov. 26, 1991
3.	38-96	-58	San Diego State .....	Feb. 20, 1994
	38-96	-58	Texas Tech.....	Dec. 10, 1992
5.	36-91	-55	Arizona State .....	Dec. 7, 1992

### LARGEST MARGIN OF DEFEAT IN THE PIT

Rk.	Score	Margin	Opponent	Date
1.	36-91	-55	Arizona State .....	Dec. 7, 1992
2.	50-104	-54	Creighton.....	Feb. 26, 1992
3.	33-83	-50	Arizona.....	Feb. 28, 1975
4.	37-86	-49	Colorado.....	Dec. 1, 1992
5.	48-95	-47	BYU.....	Feb. 6, 1992


### LARGEST VICTORY MARGINS, ROAD (ALL GAMES)

Rk.	Score	Margin	Opponent	Date
1.	120-66	+54	Arkansas-Pine Bluff .....	Dec. 17, 2020
	103-49	+54	West Texas A&M.....	Nov. 17, 1979
3.	98-45	+53	UTEP.....	Nov. 23, 2001
	94-41	+53	Hawaii Pacific.....	Jan. 7, 1986
5.	74-29	+45	Glennville State .....	Jan. 13, 1982

### LARGEST VICTORY MARGINS, ROAD (CONFERENCE GAMES)

Rk.	Score	Margin	Opponent	Date
1.	93-55	+38	Utah State .....	Feb. 28, 2021
2.	84-48	+36	San Diego State .....	Feb. 3, 2021
	81-45	+36	TCU.....	Feb. 26, 1998
3.	77-42	+35	Air Force.....	Jan. 15, 1998
4.	73-39	+34	Air Force.....	Jan. 10, 2009
5.	75-42	+33	UTEP.....	Dec. 10, 1984

**1,000-POINT CLUB**



**DIONNE MARSH (2004-08)**

**1,913 POINTS**



**ABBY GARCHEK (1994-98)**

**1,836 POINTS**



**JORDAN ADAMS (1999-03)**

**1,798 POINTS**




**CHERISE BEYNON (2014-18)**

**1,776 POINTS**



**ALISON FOOTE (1981-85)**

**1,672 POINTS**




**JAISA NUNN (2015-19)**

**1,570 POINTS**



**JEAN ROSTERMUNDT (1977-80)**

**1,541 POINTS**



**AMY BEGGIN (2006-10)**

**1,428 POINTS**



**YVONNE MCKINNON (1981-85)**

**1,416 POINTS**



**MIRANDA SANCHEZ (1998-01)**

**1,301 POINTS**



**KHADIJAH SHUMPERT (2012-16)**

**1,231 POINTS**




**SONYA BRYANT (1996-00)**

**1,142 POINTS**



**KATIE MONTGOMERY (2003-07)**

**1,135 POINTS**



**ANTIESHA BROWN (2012-15)**

**1,120 POINTS**

## 1,000-POINT CLUB



*LINDSEY ARNDT (2001-05)*

**1,073 POINTS**



*SARA HALASZ (2008-14)*

**1,061 POINTS**



*MANDI MOORE (2001-05)*

**1,057 POINTS**



*HEIDI HARRIS (1991-95)*

**1,046 POINTS**



*JESSICA CUNNINGHAM (1991-95)*

**1,036 POINTS**



*TRACY SATRAN (1983-87)*

**1,027 POINTS**



*TAMIKA STUKES (1994-98)*

**1,017 POINTS**




*CAROLINE DURBIN (2009-13)*

**1,011 POINTS**



LOBOS  
4



POOR



# ALL-TIME HONORS

## ALL-CONFERENCE

### Intermountain Conference

1978-79 Jean Rostermundt.....1st  
Mary Redeau .....1st

### High Country Conference

1982-83 Alison Foote .....1st  
Debbie Leeper .....HM  
Sally Marquez .....HM  
1983-84 Yvonne McKinnon .....1st  
Alison Foote .....2nd  
Cathy Lowther .....HM  
1984-85 Alison Foote .....2nd  
Winifred Foster .....2nd  
Yvonne McKinnon .....HM  
Cathy Lowther .....HM  
1985-86 Connie Jensen .....2nd  
Winifred Foster .....2nd  
Tracy Satran .....HM  
1986-87 Janice Branch  
Kim Bradshaw

### Western Athletic Conference

1992-93 Becky Bissell .....HM  
1993-94 Heidi Harris .....HM  
1994-95 Tracy Aldridge .....HM  
1995-96 Abby Garchek .....1st  
Tamika Stukes .....1st  
1996-97 Abby Garchek .....1st  
1997-98 Abby Garchek .....1st  
Tamika Stukes .....2nd  
1998-99 Katie Kern .....1st  
Miranda Sanchez .....2nd

### Mountain West Conference

1999-00 Miranda Sanchez .....1st  
2000-01 Miranda Sanchez .....2nd  
Jordan Adams .....2nd  
2001-02 Jordan Adams .....2nd  
Mandi Moore .....3rd  
Lindsey Arndt .....HM  
Chelsea Grear .....HM  
2002-03 Jordan Adams .....1st  
Chelsea Grear .....2nd  
Mandi Moore .....3rd  
2003-04 Lindsey Arndt .....1st  
Mandi Moore .....2nd  
Melissa Forest .....3rd  
2004-05 Lindsey Arndt .....1st  
Mandi Moore .....2nd  
Dionne Marsh .....3rd  
Katie Montgomery .....HM  
2005-06 Dionne Marsh .....1st  
Katie Montgomery .....2nd  
Abbie Letz .....3rd  
2006-07 Katie Montgomery .....1st  
Dionne Marsh .....2nd  
Julie Briody .....2nd  
2007-08 Dionne Marsh .....1st  
Amy Beggin .....3rd  
Brandi Kimble .....3rd  
2008-09 Amy Beggin .....2nd  
Angela Hartill .....3rd  
2009-10 Amy Beggin .....1st  
Amanda Best .....HM  
Jessica Kielpinski .....HM  
2010-11 Jasmine Patterson .....HM  
Amanda Best .....3rd  
2011-12 Caroline Durbin .....1st  
Porche Torrance .....3rd

2012-13 Caroline Durbin .....2nd  
Antiesha Brown<sup>(6th Person)</sup> .....HM  
2013-14 Antiesha Brown .....HM  
2014-15 Antiesha Brown .....1st  
2015-16 Cherise Beynon .....1st  
Khadijah Shumpert .....HM  
2016-17 Cherise Beynon .....1st  
Richelle van der Keijl .....1st  
2017-18 Cherise Beynon .....1st  
Jaisa Nunn .....1st  
2018-19 Jaisa Nunn .....1st  
Aisia Robertson .....1st  
Jayla Everett .....HM  
2020-21 Jaedyn De La Cerda .....1st  
LaTascya Duff .....1st, Sixth person  
Antonia Anderson .....1st  
Ahlise Hurst .....HM

## ALL-DEFENSIVE TEAM

1995-96 Tamika Stukes (WAC)  
1996-97 Tamika Stukes (WAC)  
1997-98 Tamika Stukes (WAC)  
1998-99 Katie Kern (WAC)  
2008-09 Amy Beggin (MW)  
2009-10 Amy Beggin (MW)  
2010-11 Porche Torrance (MW)  
2011-12 Porche Torrance (MW)  
2014-15 Antiesha Brown (MW)  
2015-16 Khadijah Shumpert (MW)  
2016-17 Cherise Beynon (MW)  
2017-18 Cherise Beynon (MW)  
2018-19 Nike McClure (MW)  
2020-21 Shaiquel McGruder (MW)

## ALL-NEWCOMER/FRESHMAN TEAM

1994-95 Tracy Aldridge (WAC)  
1995-96 Katie Kern (WAC)  
1996-97 Sonya Bryant (WAC)  
1997-98 Jennifer Williams (WAC)  
1998-99 Kristy Loiselle (WAC)  
1999-00 Jordan Adams (MW)  
2014-15 Cherise Beynon (MW All-FR)  
2015-16 Jaisa Nunn (MW All-FR)  
2016-17 Mykiel Burleson (MW All-FR)  
2018-19 Jayla Everett (MW All-FR)

## MW PLAYER OF THE YEAR

2018-19 Jaisa Nunn

## MW NEWCOMER OF THE YEAR

1999-00 Jordan Adams  
2001-02 Mandi Moore  
2004-05 Dionne Marsh  
2016-17 Richelle van der Keijl  
2017-18 Tesha Buck  
2018-19 Aisia Robertson

## MW FRESHMAN OF THE YEAR

2018-19 Jayla Everett

## COACH OF THE YEAR

2004-05 Don Flanagan (MW)  
2014-15 Yvonne Sanchez (MW)

## ALL-TOURNAMENT TEAM

1995-96 Abby Garchek (WAC)  
Tamika Stukes (WAC)  
1997-98 Abby Garchek (WAC) - MVP  
Katie Kern (WAC)  
2002-03 Jordan Adams (MW) - MVP

2003-04 Mandi Moore (MW)  
Lindsey Arndt (MW) - MVP  
Melissa Forest (MW)  
2004-05 Dionne Marsh (MW) - MVP  
Lindsey Arndt (MW)  
Mandi Moore (MW)  
2006-07 Dionne Marsh (MW) - MVP  
Julie Briody (MW)  
2007-08 Dionne Marsh (MW) - MVP  
Brandi Kimble (MW)  
2008-09 Amy Beggin (MW)  
2011-12 Porche Torrance (MW)  
2014-15 Antiesha Brown (MW)  
2015-16 Khadijah Shumpert (MW)  
2017-18 Jaisa Nunn (MW)  
2020-21 Jaedyn De La Cerda (MW)

## PRESEASON WNIT ALL-TOURNAMENT TEAM

2005 Katie Montgomery

## WNIT ALL-TOURNAMENT TEAM

2000-01 Jordan Adams  
Chelsea Grear

## NCAA ALL-TOURNAMENT TEAM

2002-03 Jordan Adams  
Midwest Regional

## ALL-AMERICA HONORS

1982-83 Alison Foote ..... HM  
Street & Smith's (Preseason)  
1983-84 Yvonne McKinnon ..... HM  
Fast Break Magazine (Preseason)  
2001-02 Jordan Adams ..... HM  
Kodak/WBCA

## USA BASKETBALL

1983 Yvonne McKinnon  
U.S. Olympic Committee  
Sports Festival West Team  
1985-1986 Kim Bradshaw  
US Olympic Committee  
Sports Festival West Team  
2001 Jordan Adams  
National Team Trials  
2006 Dionne Marsh  
U20 National Team Trials

## WNBA DRAFT/EXPERIENCE

2003 Jordan Adams  
Minnesota Lynx  
Rd.2 - 18 pick overall  
2008 Dionne Marsh  
Sacramento Monarchs,  
Free Agent (training camp)

## ALL-DISTRICT/REGION

2002 Jordan Adams, All-District VI

## ACADEMIC ALL-AMERICA® OF THE YEAR

2018 Cherise Beynon  
Division I WBB (CoSIDA)

## ACADEMIC ALL-AMERICA

2012 Caroline Durbin .....1st  
(Capital One)  
2013 Caroline Durbin .....2nd  
(Capital One)

## ALL-TIME HONORS

2017 Cherise Beynon.....2nd  
(Capital One)  
2018 Cherise Beynon.....1st  
(CoSIDA)

### ACADEMIC ALL-DISTRICT

2003 Melissa Forest  
All-District VI  
2007 Julie Briody.....1st  
All-District VI  
2012 Caroline Durbin.....1st  
All-District VI  
2013 Caroline Durbin.....1st  
All-District VI  
2017 Cherise Beynon.....1st  
All-District VII  
2018 Cherise Beynon.....1st  
All-District VII

### WAC ALL-ACADEMIC TEAM

1991-92 Amy Clark  
Ronica Martinez  
Terri Worden  
1992-93 Becky Bissell  
Jessica Cunningham  
Cassandra Fielder  
Heidi Harris  
1993-94 Jessica Cunningham  
Heidi Harris  
Ronica Martinez  
1996-97 Katie Kern  
1997-98 Sonya Bryant  
Jodi Cory  
Katie Kern  
Tamika Stukes  
1998-99 Sonya Bryant  
Jodi Cory  
Nikki Heckroth  
Katie Kern  
Jennifer Williams

### MW ALL-ACADEMIC TEAM

1999-00 Susan Bocock  
Sonya Bryant  
Nikki Heckroth  
Molly McKinnon  
Aiyana Nash  
Jennifer Williams  
2000-01 Nikki Heckroth  
Molly McKinnon  
Lauren McLeod  
Jennifer Williams  
2001-02 Lindsay Arndt  
Melissa Forest  
Molly McKinnon  
Lauren McLeod  
Mandi Moore  
Tiffany Scaglione  
Brittany Wolfgang  
2002-03 Daja Adams  
Jordan Adams  
Lindsey Arndt  
Melissa Forest  
Abbie Letz  
Lauren McLeod  
Mandi Moore  
Tiffany Scaglione  
2003-04 Lindsey Arndt  
Julie Briody  
Melissa Forest

Jana Francis  
Abbie Letz  
Lauren McLeod  
Katie Montgomery  
Mandi Moore  
Judy Vogt  
2004-05 Lindsay Arndt  
Julie Briody  
Timiyen E-nunu  
Jana Francis  
Abbie Letz  
Dionne Marsh  
Katie Montgomery  
Mandi Moore  
Jennifer Shettters  
Jody Vogt  
2005-06 Julie Briody  
Timiyen E-nunu  
Jana Francis  
Angela Hartill  
Brandi Kimble  
Abbie Letz  
Dionne Marsh  
Katie Montgomery  
Olawande Olude  
Judy Vogt  
2006-07 Amy Beggin  
Julie Briody  
Timiyen E-nunu  
Angela Hartill  
Valerie Kast  
Brandi Kimble  
Dionne Marsh  
Katie Montgomery  
2007-08 Amanda Adamson  
Kelsey Ansley  
Amy Beggin  
Amanda Best  
Angela Hartill  
Jessica Kielpinski  
Brandi Kimble  
Dionne Marsh  
2008-09 Amanda Adamson  
Amy Beggin  
Amanda Best  
Sara Halasz  
Angela Hartill  
Jessica Kielpinski  
Nikki Nelson  
Lauren Taylor  
Eileen Weissman  
2009-10 Amy Beggin  
Amanda Best  
Caroline Durbin  
Jourdan Erskine  
Sara Halasz  
Jessica Kielpinski  
Nikki Nelson  
Lauren Taylor  
Eileen Weissman  
2010-11 Amanda Best  
Erin Boettcher  
Caroline Durbin  
Jourdan Erskine  
Nikki Nelson  
Chinyere Nnaji  
Jasmine Patterson  
Lauren Taylor  
Morgan Toben  
Jordan Unverzagt

2011-12 Caroline Durbin  
Jourdan Erskine  
Jayme Jackson  
Nikki Nelson  
Chinyere Nnaji  
Ashley Rhoades  
Emily Stark  
Lauren Taylor  
2012-13 Caroline Durbin  
Jourdan Erskine  
Sara Halasz  
Jayme Jackson  
Whitney Johnson  
Brea Mitchell  
Chinyere Nnaji  
Bryce Owens  
Jordyn Peacock  
Khadijah Shumpert  
2013-14 Brooke Allemand  
Antiesha Brown  
Josie Greenwood  
Sara Halasz  
Kianna Keller  
Alex Lapeyrolerie  
Bryce Owens  
Khadijah Shumpert  
2014-15 Brooke Allemand  
Cherise Beynon  
Antiesha Brown  
Laneah Bryan  
Alexa Chavez  
Josie Greenwood  
Kianna Keller  
Bryce Owens  
Kenya Pye  
Khadijah Shumpert  
2015-16 Cherise Beynon  
Laneah Bryan  
Alexa Chavez  
Josie Greenwood  
Whitney Johnson  
Kianna Keller  
Alex Lapeyrolerie  
Emily Lines  
Jaisa Nunn  
Jannon Otto  
Bryce Owens  
Kenya Pye  
Khadijah Shumpert  
2016-17 Cherise Beynon  
Laneah Bryan  
Mykiel Burseson  
Kianna Keller  
Emily Lines  
Richelle Van der Keijl  
2017-18 Cherise Beynon  
Laneah Bryan  
Alex Lapeyrolerie  
Emily Lines  
Madison Washington  
2018-19 Nike McClure  
Aisia Robertson  
Emily Lines  
Madison Washington  
2019-20 Antonia Anderson  
Corina Carter  
Aisia Robertson

## ALL-TIME HONORS

Autumn Watts			
<b>MW SCHOLAR-ATHLETE</b>			
2000-01	Nikki Heckroth Molly McKinnon	2015-16	Laneah Bryan Kianna Keller Madeline Muriada Cherise Beynon Laneah Bryan Whitney Johnson
2001-02	Melissa Forest Lauren McLeod Mandi Moore Tiffany Scaglione	2016-17	Kianna Keller Emily Lines Jannon Otto Cherise Beynon Kianna Keller Emily Lines
2002-03	Melissa Forest Abbie Letz Lauren McLeod Mandi Moore Tiffany Scaglione	2017-18	Cherise Beynon Alex Lapeyrolerie Emily Lines
2003-04	Timiyan E-Nunu Melissa Forest Abbie Letz Lauren McLeod Mandi Moore Wande Olude Judy Vogt	2018-19	Nike McClure Emily Lines Madison Washington
2004-05	Brandi Kimble Mandi Moore Judy Vogt		
2005-06	Jana Francis Angela Hartill Brandi Kimble Abbie Letz Katie Montgomery Judy Vogt		
2006-07	Stephanie Baldwin Amy Beggin Julie Briody Timiyn E-Nunu Katie Montgomery		
2007-08	Amy Beggin Amanda Best Brandi Kimble		
2008-09	Amy Beggin Amanda Best Nikki Nelson Lauren Taylor		
2009-10	Amy Beggin Amanda Best Caroline Durbin Nikki Nelson Emily Stark Lauren Taylor		
2010-11	Jordan Unverzagt Amanda Best Caroline Durbin Nikki Nelson Chinyere Nnaji Emily Stark Lauren Taylor		
2011-12	Caroline Durbin Lauren Taylor Nikki Nelson Chinyere Nnaji Emily Stark Whitney Johnson		
2012-13	Caroline Durbin Whitney Johnson Chinyere Nnaji		
2013-14	Brooke Allemmand Antiesha Brown Sara Halasz Kianna Keller Madeline Muriada		
2014-15	Brooke Allemmand Cherise Beynon		

## CONFERENCE STAT LEADERS

### INDIVIDUAL STATISTICS SCORING

YEAR	PLAYER (Rank)	G	PTS.	AVG.
1995-96	Abby Garchek (2nd)	28	491	17.5
1996-97	Abby Garchek (10th)	28	414	14.8
1997-98	Abby Garchek (2nd)	33	666	20.2
1999-00	Jordan Adams (1st)	29	328	11.3
2000-01	Jordan Adams (3rd)	35	509	14.5
	Miranda Sanchez (5th)	35	459	13.1
2001-02	Jordan Adams (6th)	31	433	14.0
2002-03	Jordan Adams (4th)	33	528	16.0
2004-05	Dionne Marsh (8th)	31	402	13.0
2005-06	Dionne Marsh (3rd)	32	509	15.9
2006-07	Julie Briody (3rd)	33	509	15.4
	Dionne Marsh (4th)	33	485	14.5
2007-08	Dionne Marsh (4th)	33	517	15.7
2008-09	Amy Beggin (5th)	36	553	15.4
	Angela Hartill (10th)	36	433	12.0
2009-10	Amy Beggin (12th)	29	365	12.6
2011-12	Caroline Durbin (2nd)	31	465	15.0
	Porche Torrance (13th)	31	363	11.7
2012-13	Caroline Durbin (13th)	31	368	11.9
2013-14	Antiesha Brown (8th)	30	428	14.3
2014-15	Antiesha Brown (7th)	34	509	15.0
2015-16	Khadijah Shumpert (4th)	32	472	14.8
2016-17	Cherise Beynon (3rd)	30	473	15.8
	Richelle van der Keijl (9th)	30	415	13.8
2017-18	Jaisa Nunn (2nd)	35	595	17.0
	Cherise Beynon (3rd)	36	607	16.9
	Tesha Buck (9th)	36	525	14.6
2018-19	Jaisa Nunn (2nd)	31	542	17.5
	Aisia Robertson (6th)	29	414	14.3
	Jayla Everett (11th)	31	417	13.5
2019-20	Ahlise Hurst (13th)	32	433	13.5
	Jordan Hosey (18th)	30	353	11.8
2020-21	Jaedyn De La Cerda (6th)	20	300	15.0
	LaTascya Duff (7th)	20	297	14.9
	Ahlise Hurst (13th)	18	223	12.4
	Antonia Anderson (14th)	20	242	12.1

2017-18	Jaisa Nunn (1st)	35	359	10.2
2018-19	Jaisa Nunn (2nd)	31	298	9.6
	Nike McClure (7th)	31	211	6.8
	Aisia Robertson (14th)	29	148	5.1
2019-20	Jordan Hosey (4th)	30	248	8.3
	Shaiquell McGruder (12th)	31	175	5.6
	Antonia Anderson (17th)	32	171	5.3
2020-21	Antonia Anderson (15th)	20	123	6.2
	Shaiquell McGruder (17th)	20	119	6.0
	Jaedyn De La Cerda (24th)	20	104	5.2

### FIELD GOAL PERCENTAGE

YEAR	PLAYER (Rank)	G	FGM-FGA	FG%
1995-96	Abby Garchek (7th)	28	162-400	.405
1996-97	Abby Garchek (10th)	28	160-390	.410
1997-98	Abby Garchek (10th)	33	224-487	.460
1999-00	Jennifer Williams (1st)	29	88-154	.571
2000-01	Jordan Adams (8th)	35	182-371	.491
	Molly McKinnon (10th)	35	120-247	.486
2001-02	Chelsea Gear (5th)	31	108-216	.500
2002-03	Chelsea Gear (4th)	33	133-268	.496
2003-04	Melissa Forest (10th)	30	112-260	.431
2004-05	Dionne Marsh (5th)	31	134-271	.494
	Lindsey Arndt (10th)	31	133-298	.446
2005-06	Katie Montgomery (8th)	32	104-229	.454
	Dionne Marsh	32	170-377	.451
2006-07	Dionne Marsh (4th)	33	161-354	.455
2007-08	Dionne Marsh (4th)	33	167-345	.484
2008-09	Angela Hartill (9th)	36	162-375	.432
2009-10	No Top-15 Qualifiers	--	---	----
2010-11	Porche Torrance (7th)	31	98-211	.464
2011-12	Porche Torrance (4th)	31	147-310	.474
	Caroline Durbin (8th)	31	180-393	.458
2012-13	Deeva Vaughn (7th)	30	118-272	.434
	Caroline Durbin (14th)	31	133-320	.416
2013-14	Khadijah Shumpert (9th)	26	102-224	.455
	Antiesha Brown (15th)	30	171-388	.441
2014-15	Antiesha Brown (3rd)	34	184-425	.433
2015-16	Jaisa Nunn (1st)	32	93-172	.541
2016-17	Richelle van der Keijl (1st)	30	175-298	.587
2017-18	Jaisa Nunn (1st)	35	221-347	.637
2018-19	Jaisa Nunn (1st)	31	206-353	.584
2019-20	No Top-15 Qualifiers	--	---	----
2020-21	Jaedyn De La Cerda	20	107-245	.437

### 3-POINT FIELD GOALS

YEAR	PLAYER (Rank)	G	3FG	AVG.
1995-96	Stella Candelaria (6th)	29	45	1.6
1999-00	Miranda Sanchez (5th)	29	73	2.5
2000-01	Miranda Sanchez (3rd)	35	73	2.0
2002-03	Mandi Moore (10th)	33	42	1.3
2004-05	Katie Montgomery (10th)	31	45	1.5
2005-06	Katie Montgomery (2nd)	32	75	2.3
2006-07	Katie Montgomery (4th)	33	73	2.2
	Julie Briody (7th)	33	53	1.6
2007-08	Amy Beggin (7th)	33	57	1.7
	Brandi Kimble (9th)	33	52	1.5
2008-09	Amy Beggin (4th)	36	79	2.2
2009-10	Amy Beggin (2nd)	29	64	2.2
2010-11	Jasmine Patterson (13th)	31	36	1.2
2011-12	Caroline Durbin (5th)	31	52	1.7
2012-13	No Top-15 Qualifiers	--	---	----
2013-14	No Top-15 Qualifiers	--	---	----
2014-15	No Top-15 Qualifiers	--	---	----
2015-16	Cherise Beynon (15th)	32	63	2.0
2016-17	Alex Lapeyrolerie (4th)	26	55	2.1
	Cherise Beynon (8th)	30	53	1.8
2017-18	Tesha Buck (2nd)	36	104	2.9
	Alex Lapeyrolerie (3rd)	27	64	2.4

### REBOUNDING

YEAR	PLAYER (Rank)	G	REB.	AVG.
1995-96	Abby Garchek (10th)	28	176	6.3
	Katie Kern (2nd)	28	226	8.1
1996-97	Katie Kern (6th)	28	214	7.6
	Anita Vuletic (T3rd)	25	205	8.2
2000-01	Jordan Adams (10th)	35	193	5.5
	Chelsea Gear (8th)	35	196	5.6
2001-02	Jordan Adams (8th)	31	180	5.8
	Chelsea Gear (5th)	31	206	6.6
2002-03	Chelsea Gear (3rd)	33	221	6.7
	Jordan Adams (4th)	33	218	6.6
2003-04	Lindsey Arndt (6th)	31	216	7.0
	Melissa Forest (7th)	30	206	6.9
2004-05	Lindsey Arndt (10th)	31	180	5.8
2005-06	Abbie Letz (4th)	31	232	7.5
2007-08	Brandi Kimble (3rd)	33	240	7.3
	Dionne Marsh (10th)	33	204	6.2
2008-09	Amanda Best (15th)	36	197	5.5
2009-10	Jessica Kielpinski (14th)	32	187	5.8
2010-11	Porche Torrance (15th)	31	189	6.1
2011-12	Porche Torrance (1st)	31	277	8.9
	Jourdan Erskine (10th)	25	152	6.1
2012-13	No Top-15 Qualifiers	--	---	----
2013-14	No Top-15 Qualifiers	--	---	----
2014-15	Khadijah Shumpert (15th)	33	191	5.8
2015-16	Khadijah Shumpert (T9th)	32	191	6.0
2016-17	Richelle van der Keijl (2nd)	30	298	9.9
	Cherise Beynon (8th)	30	225	7.5

## CONFERENCE STAT LEADERS

2018-19	Jayla Everertt (9th)	31	58	1.9	LaTascya Duff (4th)	20	59-72	.819
	Ahlise Hurst (14th)	31	49	1.6				
2019-20	Ahlise Hurst (2nd)	32	92	2.9				
	Jaedyn De La Cerda (12th)	32	47	1.5				
2020-21	LaTascya Duff (2nd)	20	52	2.6				
	Ahlise Hurst (3rd)	18	44	2.4				
	Jaedyn De La Cerda (11th)	20	32	1.6				

### 3-POINT FIELD GOAL PERCENTAGE (min. 20 made)

YEAR	PLAYER (Rank)	G	FGM-FGA	3FG%
1995-96	Stella Canderlaria	29	45-146	.308
1997-98	Abby Garchek (9th)	33	82-217	.378
1999-00	Miranda Sanchez (5th)	29	73-176	.415
2000-01	Miranda Sanchez (2nd)	35	73-178	.410
2001-02	Mandi Moore (5th)	31	31-79	.392
2002-03	Mandi Moore (1st)	33	42-92	.457
	Abbie Letz (4th)	33	34-48	.405
	Cristal Garcia (9th)	33	38-114	.333
2004-05	Katie Montgomery (1st)	31	45-101	.466
2005-06	Katie Montgomery (2nd)	32	75-157	.478
2006-07	Katie Montgomery (4th)	33	73-193	.378
	Julie Briody (5th)	33	53-142	.373
2007-08	Brandi Kimble (6th)	33	52-135	.385
	Amy Beggin (10th)	33	57-153	.373
2008-09	Amy Beggin (7th)	36	79-213	.371
2009-10	Amy Beggin (5th)	29	64-176	.364
2010-11	Morgan Toben (7th)	27	30-86	.349
2011-12	Caroline Durbin (1st)	31	52-109	.477
2012-13	Caroline Durbin (1st)	31	49-117	.419
2014-15	No Top-15 Qualifiers	--	---	----
2015-16	Cherise Beynon	32	63-175	.360
2016-17	No Top-15 Qualifiers	--	---	----
2017-18	Tesha Buck (3rd)	36	104-276	.377
	Alex Laperlyrolierie (5th)	27	64-176	.364
2018-19	Jayla Everett (6th)	31	58-173	.335
2019-20	Ahlise Hurst (2nd)	32	92-263	.350
2020-21	LaTascya Duff (1st)	20	52-130	.400

### FREE THROW PERCENTAGE

YEAR	PLAYER (Rank)	G	FTM-FTA	FT%
1995-96	Tracy Aldridge (9th)	29	86-123	.699
	Abby Garchek (4th)	28	136-179	.760
1997-98	Abby Garchek (3rd)	33	136-165	.824
1998-99	Miranda Sanchez (3rd)	31	82-96	.854
1999-00	Molly McKinnon (10th)	29	60-85	.706
2000-01	Jordan Adams (7th)	35	129-163	.791
	Molly McKinnon (5th)	35	90-108	.833
	Miranda Sanchez (4th)	35	112-131	.855
2003-04	Lindsey Arndt (1st)	31	67-81	.827
2005-06	Julie Briody (1st)	29	77-86	.895
	Katie Montgomery (2nd)	32	64-74	.865
2006-07	Katie Montgomery (1st)	33	70-75	.933
	Julie Briody (3rd)	33	166-189	.878
2007-08	Amy Beggin (2nd)	33	97-115	.843
	Dionne Marsh (7th)	33	179-231	.775
2008-09	Amy Beggin (3rd)	36	146-168	.869
	Angela Hartill (10th)	36	82-103	.796
2009-10	Amy Beggin (2nd)	29	79-95	.832
2010-11	Lauren Taylor (4th)	30	96-113	.850
2011-12	Lauren Taylor (2nd)	28	73-84	.869
2012-13	No Top-15 Qualifiers	--	---	----
2013-14	Deeva Vaughn (15th)	25	61-80	.763
2014-15	Antiesha Brown (1st)	34	115-137	.839
2015-16	Khadijah Shumpert (5th)	32	142-189	.751
2016-17	Mykiel Burleson (15th)	24	58-85	.682
2017-18	Jaisa Nunn (5th)	35	152-188	.808
	Cherise Beynon (10th)	36	111-146	.760
2018-19	Jayla Everett (5th)	31	97-121	.802
	Jaisa Nunn (9th)	31	123-158	.778
2019-20	Jordan Hosey (6th)	30	78-106	.736
2020-21	Jaedyn De La Cerda (1st)	20	54-63	.857

### ASSISTS

YEAR	PLAYER (Rank)	G	AST.	AVG.
1995-96	Tamika Stukes (3rd)	29	136	4.7
1996-97	Tamika Stukes (6th)	28	118	4.2
1997-98	Tamika Stukes (7th)	33	134	4.1
1999-00	Nikki Heckroth (T3rd)	29	117	4.0
	Molly McKinnon (8th)	29	104	3.5
2000-01	Nikki Heckroth (1st)	35	200	5.7
	Molly McKinnon (6th)	35	126	3.6
2001-02	Mandi Moore (1st)	31	146	4.7
2002-03	Mandi Moore (1st)	33	212	6.4
2003-04	Mandi Moore (3rd)	31	138	4.5
2004-05	Mandi Moore (2nd)	30	155	5.2
	Katie Montgomery (7th)	31	111	3.6
2005-06	Katie Montgomery (4th)	32	111	3.5
2006-07	Katie Montgomery (4th)	33	120	3.6
2007-08	Amy Beggin (3rd)	33	141	4.2
2008-09	Amy Beggin (3rd)	36	135	3.8
2009-10	Amy Beggin (9th)	29	103	3.6
2010-11	Amanda Best (10th)	31	99	3.2
2011-12	Lauren Taylor (8th)	28	73	2.6
	Nikki Nelson (10th)	28	67	2.4
	Porche Torrance (11th)	31	67	2.2
	Caroline Durbin (14th)	31	62	2.0
2012-13	Bryce Owens (5th)	31	116	3.7
	Sara Halasz (15th)	31	69	2.2
2013-14	No Top-15 Qualifiers	--	---	----
2014-15	Bryce Owens (11th)	33	94	2.8
2015-16	Cherise Beynon (7th)	32	105	3.3
2016-17	Cherise Beynon (1st)	30	198	6.6
2017-18	Cherise Beynon (1st)	36	243	6.8
	Tesha Buck (14th)	36	117	3.3
2018-19	Aisia Robertson (1st)	29	192	6.6
	Jayla Everett (7th)	31	114	3.7
2019-20	Aisia Robertson (2nd)	27	144	5.3
2020-21	LaTora Duff (5th)	20	78	3.9
	Ahlise Hurst (14th)	18	49	2.7
	Corina Carter (15th)	19	48	2.5
	Jaedyn De La Cerda (19th)	20	47	2.4
	LaTascya Duff (24th)	20	39	2.0

### STEALS

YEAR	PLAYER (Rank)	G	STL.	AVG.
1995-96	Tamika Stukes (2nd)	29	95	3.3
1996-97	Tamika Stukes (T4th)	28	76	2.7
1997-98	Tamika Stukes (1st)	33	115	3.5
2000-01	Nikki Heckroth (8th)	35	59	1.6
2001-02	Mandi Moore (9th)	31	53	1.7
2002-03	Mandi Moore (8th)	33	54	1.8
2003-04	Mandi Moore (9th)	31	47	1.5
2004-05	Mandi Moore (7th)	30	54	1.8
2006-07	Brandi Kimble (5th)	33	64	1.9
	Julie Briody (9th)	33	53	1.6
2007-08	Amy Beggin (9th)	33	53	1.6
2008-09	Amy Beggin (6th)	36	64	1.8
2009-10	Jessica Kielpinski (7th)	32	57	1.8
2010-11	Porche Torrance (4th)	31	58	1.9
2011-12	Porche Torrance (6th)	31	57	1.8
2012-13	Bryce Owens (10th)	31	51	1.6
2013-14	No Top-10 Qualifiers	--	---	----
2014-15	Cherise Beynon (10th)	34	55	1.6
	Bryce Owens (11th)	33	51	1.5
	Antiesha Brown (12th)	34	52	1.5
2015-16	Cherise Beynon (T2nd)	32	63	2.0
2016-17	Cherise Beynon (2nd)	30	58	1.9
2017-18	Cherise Beynon (2nd)	36	85	2.4
	Tesha Buck (6th)	36	62	1.7
2018-19	Aisia Robertson (1st)	29	68	2.3
2019-20	Aisia Robertson (3rd)	27	57	2.1

## CONFERENCE STAT LEADERS

2020-21	Ahlise Hurst (7th)	32	58	1.81	2016-17	3rd	2,013	67.1
	Ahlise Hurst (9th)	18	30	1.7	2017-18	1st	2,948	79.7
	Shaiquel McGruder (14th)	20	30	1.5	2018-19	1st	2,337	75.4
	LaTora Duff (18th)	20	25	1.3	2019-20	2nd	2,397	74.9
					2020-21	1st	1,624	81.2

### BLOCKED SHOTS

YEAR	PLAYER (Rank)	G	BLK.	AVG.
1995-96	Abby Garchek (5th)	28	28	1.0
	Katie Kern (T3rd)	29	30	1.1
1996-97	Anita Vuletic (T7th)	25	23	0.9
1997-98	Anita Vuletic (10th)	33	26	0.8
1998-99	Katie Kern (T4th)	31	41	5.9
1999-00	Jordan Adams (1st)	29	61	2.1
2000-01	Jordan Adams (1st)	35	105	3.0
2001-02	Jordan Adams (1st)	31	92	2.9
2002-03	Jordan Adams (1st)	33	86	2.6
2003-04	Melissa Forest (3rd)	30	35	1.2
	Lindsey Arndt (8th)	31	21	0.7
	Jana Francis (9th)	29	14	0.5
	Judy Vogt (10th)	28	13	0.5
2004-05	Dionne Marsh (5th)	31	29	0.9
	Lindsey Arndt (9th)	31	24	0.8
2005-06	Dionne Marsh (10th)	32	26	0.8
2008-09	Val Kast (6th)	33	33	1.0
2009-10	Jessica Kielpinski (7th)	32	33	1.0
2010-11	Porche Torrance (4th)	31	50	1.6
2011-12	Porche Torrance (1st)	31	81	2.6
	Jourdan Erskine (15th)	25	14	0.6
2012-13	Deeva Vaughn (11th)	30	20	0.7
	Jourdan Erskine (12th)	31	20	0.6
2013-14	Khadijah Shumpert (7th)	26	28	1.1
	Deeva Vaughn (9th)	25	22	0.9
2014-15	Kianna Keller (5th)	34	49	1.5
	Khadijah Shmupert (10th)	33	33	1.0
2015-16	Kianna Keller (7th)	32	30	0.9
2016-17	Richelle van der Keijl (2nd)	30	61	2.0
	Kianna Keller (5th)	30	40	1.3
2017-18	Antonia Anderson (3rd)	32	34	1.1
	Jaisa Nunn (13th)	35	26	0.7
2018-19	Nike McClure (1st)	31	67	2.2
	Jayla Everett (7th)	31	31	1.0
	Antonia Anderson (11th)	31	27	0.9
	Jaisa Nunn (14th)	31	28	0.8
2019-20	Antonia Anderson (2nd)	32	43	1.3
	Jordan Hosey (4th)	30	39	1.3
	Shaiquel McGruder (12th)	31	26	0.8
2020-21	Shaiquel McGruder (6th)	20	23	1.2
	Antonia Anderson (10th)	20	19	1.0
	Autumn Watts (17th)	20	13	0.7

### SCORING DEFENSE

YEAR	RANK	PTS.	AVG.
1999-00	2nd	1,707	58.9
2000-01	2nd	2,082	59.5
2001-02	1st	1,768	57.0
2002-03	2nd	1,865	56.5
2003-04	1st	1,584	51.1
2004-05	1st	1,641	52.9
2005-06	4th	1,867	58.3
2006-07	1st	1,813	54.9
2007-08	1st	1,754	53.2
2008-09	1st	1,967	54.6
2009-10	5th	1,899	59.3
2010-11	7th	1,932	62.3
2011-12	3rd	1,755	56.6
2012-13	4th	1,849	59.6
2013-14	4th	1,973	63.7
2014-15	2nd	2,029	59.7
2015-16	2nd	1,844	57.6
2016-17	6th	1,863	62.1
2017-18	10th	2,615	70.7
2018-19	6th	1,984	64.0
2019-20	11th	2,302	71.9
2020-21	9th	1,370	68.5

### SCORING MARGIN

YEAR	RANK	UNM - OPP	DIFF.
1999-00	4th	65.4 - 58.9	+6.5
2000-01	2nd	68.5 - 59.5	+9.0
2001-02	3rd	65.8 - 57.0	+8.8
2002-03	2nd	66.8 - 56.5	+10.3
2003-04	1st	61.7 - 51.1	+10.6
2004-05	1st	65.4 - 52.9	+12.5
2005-06	3rd	66.7 - 58.3	+8.4
2006-07	1st	65.5 - 54.9	+10.6
2007-08	4th	62.7 - 53.2	+9.5
2008-09	1st	65.4 - 54.6	+10.8
2009-10	5th	64.1 - 59.3	+4.8
2010-11	7th	60.7 - 70.1	-1.6
2011-12	7th	54.3 - 56.6	-2.4
2012-13	4th	58.9 - 59.6	-0.7
2013-14	8th	63.4 - 65.8	-2.4
2014-15	5th	61.4 - 59.7	+1.7
2015-16	3rd	61.3 - 57.6	+3.7
2016-17	4th	67.1 - 62.1	+5.0
2017-18	1st	79.7 - 70.7	+9.0
2018-19	1st	75.4 - 64.0	+11.4
2019-20	5th	74.9 - 71.9	+2.3
2020-21	1st	81.2 - 68.5	+12.7

### TEAM STATISTICS

#### SCORING OFFENSE

YEAR	RANK	PTS.	AVG.
1999-00	5th	1,896	65.4
2000-01	2nd	2,398	68.5
2001-02	5th	2,040	65.8
2002-03	1st	2,204	66.8
2003-04	5th	1,914	61.7
2004-05	3rd	2,027	65.4
2005-06	3rd	2,135	66.7
2006-07	3rd	2,163	65.5
2007-08	5th	2,068	62.7
2008-09	2nd	2,356	65.4
2009-10	5th	2,051	64.1
2010-11	T5th	1,883	60.7
2011-12	7th	1,682	54.3
2012-13	7th	1,827	58.9
2013-14	10th	1,901	63.4
2014-15	8th	2,087	61.4
2015-16	7th	1,963	61.3

#### 3-POINT FG MADE PER GAME

YEAR	RANK	3FG-3GA	AVG.
1999-00	5th	175-259	6.0
2002-03	3rd	198-571	6.0
2003-04	3rd	190-560	6.1
2004-05	3rd	166-486	5.4
2005-06	4th	190-515	5.9
2006-07	5th	171-512	5.2
2007-08	4th	183-534	5.5
2008-09	2nd	223-669	6.2
2009-10	4th	216-646	6.8
2010-11	5th	173-579	5.6
2011-12	6th	127-360	4.1
2012-13	6th	145-477	4.7

## CONFERENCE STAT LEADERS

2013-14	10th	129-452	4.3	2011-12	5th	634-1,616	.392
2014-15	9th	111-389	3.3	2012-13	4th	712-1,748	.407
2015-16	9th	137-494	4.2	2013-14	8th	710-1,798	.395
2016-17	6th	195-697	6.5	2014-15	7th	766-1,941	.395
2017-18	1st	324-949	8.8	2015-16	8th	725-1,925	.377
2018-19	4th	222-744	7.1	2016-17	7th	737-1,904	.387
2019-20	1st	254-835	7.9	2017-18	3rd	1,044-2,475	.422
2020-21	1st	203-608	10.2	2018-19	4th	853-2,042	.418
				2019-20	7th	884-2,230	.396
				2020-21	2nd	598-1,333	.449

### 3-POINT FIELD GOAL PERCENTAGE

YEAR	RANK	FGM-FGA	PER.
1999-00	5th	175-259	.331
2000-01	5th	192-596	.322
2001-02	5th	132-407	.324
2002-03	4th	198-571	.347
2003-04	3rd	190-560	.339
2004-05	2nd	166-486	.342
2005-06	2nd	190-515	.369
2006-07	3rd	171-512	.334
2007-08	3rd	183-534	.343
2008-09	3rd	223-669	.333
2009-10	5th	216-646	.334
2010-11	7th	173-579	.299
2011-12	1st	127-360	.353
2012-13	4th	122-397	.307
2013-14	8th	129-452	.285
2014-15	7th	111-389	.285
2015-16	9th	137-494	.277
2016-17	11th	195-697	.280
2017-18	5th	324-949	.341
2018-19	9th	221-744	.297
2019-20	8th	254-835	.304
2020-21	4th	203-608	.334

### 3-POINT FG PERCENTAGE DEFENSE

YEAR	RANK	FGM-FGA	PER.
2001-02	2nd	142-464	.306
2002-03	1st	160-565	.283
2003-04	2nd	151-549	.275
2004-05	4th	146-473	.309
2005-06	2nd	151-519	.291
2006-07	2nd	138-465	.271
2007-08	4th	159-510	.312
2008-09	8th	194-586	.331
2009-10	6th	183-589	.311
2010-11	8th	202-581	.348
2011-12	5th	134-431	.311
2012-13	2nd	145-477	.304
2013-14	4th	129-417	.309
2014-15	10th	153-471	.325
2015-16	4th	172-560	.307
2016-17	6th	215-698	.308
2017-18	9th	262-781	.335
2018-19	1st	204-700	.291
2019-20	11th	231-635	.364
2020-21	3rd	123-401	.307

### FIELD GOAL PERCENTAGE

YEAR	RANK	FGM-FGA	PER.
2000-01	3rd	819-1,897	.432
2001-02	5th	733-1,782	.411
2002-03	4th	793-1,869	.424
2003-04	5th	686-1,699	.404
2004-05	2nd	709-1,667	.425
2005-06	5th	726-1,746	.416
2006-07	4th	709-1,759	.403
2007-08	5th	718-1,802	.398
2008-09	4th	814-2,054	.396
2009-10	6th	719-1,865	.386
2010-11	8th	631-1,800	.351

### FIELD GOAL PERCENTAGE DEFENSE

YEAR	RANK	FGM-FGA	PER.
1999-00	2nd	657-1,802	.365
2000-01	2nd	723-1,967	.368
2001-02	2nd	624-1,732	.360
2002-03	1st	695-1,947	.357
2003-04	1st	569-1,710	.333
2004-05	1st	587-1,661	.353
2005-06	3rd	705-1,830	.385
2006-07	3rd	670-1,762	.380
2007-08	3rd	630-1,720	.366
2008-09	1st	693-2,016	.344
2009-10	5th	666-1,752	.380
2010-11	6th	681-1,779	.383
2011-12	3rd	640-1,734	.369
2012-13	4th	661-1,749	.378
2013-14	9th	707-1,675	.422
2014-15	4th	712-1,845	.386
2015-16	3rd	636-1,706	.373
2016-17	2nd	699-2,010	.348
2017-18	6th	980-2,396	.409
2018-19	2nd	736-2,001	.368
2019-20	8th	845-2,053	.412
2020-21	8th	508-1,252	.406

### FREE THROW PERCENTAGE

YEAR	RANK	FTM-FTA	PER.
2000-01	3rd	568-784	.724
2001-02	4th	442-601	.735
2003-04	1st	352-484	.727
2004-05	2nd	443-614	.721
2005-06	2nd	493-660	.747
2006-07	3rd	574-786	.730
2007-08	3rd	449-630	.713
2008-09	4th	505-673	.750
2009-10	1st	397-519	.765
2010-11	2nd	448-602	.744
2011-12	7th	287-420	.683
2012-13	9th	281-467	.602
2013-14	9th	352-544	.647
2014-15	8th	444-658	.675
2015-16	9th	376-578	.651
2016-17	11th	342-551	.621
2017-18	2nd	536-709	.756
2018-19	8th	410-598	.686
2019-20	5th	375-509	.737
2020-21	4th	225-310	.726

### REBOUND MARGIN

YEAR	RANK	UNM-OPP	DIFF.
1999-00	2nd	38.2 - 35.5	+2.7
2001-02	1st	40.7 - 34.6	+6.1
2002-03	1st	40.8 - 35.4	+5.3
2003-04	2nd	39.4 - 35.3	+4.1
2004-05	4th	37.7 - 32.8	+4.9
2005-06	5th	36.7 - 35.6	+1.0
2006-07	2nd	1243 - 1115	+3.9
2007-08	2nd	37.8 - 33.5	+4.4
2008-09	2nd	40.0 - 36.1	+3.9

HISTORY

## CONFERENCE STAT LEADERS

2009-10	4th	37.5 - 36.5	+0.9	2009-10	3rd	136	4.3
2010-11	8th	38.9 - 39.4	-0.5	2010-11	6th	126	4.1
2011-12	6th	35.8 - 36.4	-0.6	2011-12	2nd	166	5.4
2012-13	3rd	38.4 - 35.2	+3.1	2012-13	7th	94	3.0
2013-14	2nd	39.8 - 35.2	+4.5	2013-14	5th	109	3.6
2014-15	5th	37.8 - 35.4	+2.4	2014-15	5th	132	3.9
2015-16	3rd	39.2 - 35.9	+3.3	2015-16	6th	93	2.9
2016-17	2nd	45.5 - 41.1	+4.3	2016-17	3rd	141	4.7
2017-18	6th	39.6 - 40.8	-1.2	2017-18	6th	112	3.0
2018-19	2nd	43.5 - 40.5	+2.9	2018-19	1st	190	6.1
2019-20	10th	38.8 - 44.6	-5.8	2019-20	1st	153	4.8
2020-21	9th	38.3-40.0	-1.7	2020-21	4th	79	3.9

ASSISTS			
YEAR	RANK	ASSISTS	AVG.
1999-00	4th	467	16.1
2000-01	1st	593	16.9
2001-02	3rd	465	15.0
2002-03	1st	541	16.3
2003-04	4th	447	14.4
2004-05	2nd	493	15.9
2005-06	3rd	458	14.3
2006-07	6th	413	12.5
2007-08	5th	451	13.6
2008-09	3rd	509	14.1
2009-10	5th	431	13.5
2010-11	8th	377	12.2
2011-12	2nd	410	13.2
2012-13	3rd	420	13.5
2013-14	10th	380	12.7
2014-15	10th	392	11.5
2015-16	5th	433	13.5
2016-17	3rd	445	14.8
2017-18	1st	604	16.3
2018-19	2nd	486	15.7
2019-20	4th	482	15.1
2020-21	1st	336	16.8

TURNOVER MARGIN			
YEAR	RANK	TO	DIFF.
1999-00	2nd	510	+1.6
2003-04	3rd	463	+0.9
2004-05	4th	510	+1.9
2005-06	5th	446	+0.9
2006-07	2nd	478	+2.5
2007-08	4th	490	+1.8
2008-09	4th	492	+2.14
2009-10	2nd	403	+2.81
2010-11	3rd	479	+1.77
2011-12	7th	535	-3.03
2012-13	8th	553	-2.16
2013-14	7th	489	-0.80
2014-15	6th	541	+0.56
2015-16	2nd	476	+2.50
2016-17	9th	414	-1.4
2017-18	1st	452	+4.0
2018-19	3rd	491	+2.0
2019-20	1st	454	+6.3
2020-21	1st	240	+4.25

STEALS			
YEAR	RANK	STEALS	AVG.
2003-04	3rd	240	7.7
2005-06	8th	207	6.5
2006-07	4th	283	8.6
2007-08	7th	229	6.9
2008-09	5th	260	7.2
2009-10	6th	239	7.5
2010-11	3rd	254	8.2
2011-12	7th	202	6.5
2012-13	5th	259	8.4
2013-14	8th	208	6.9
2014-15	4th	283	8.3
2015-16	2nd	280	8.8
2016-17	9th	193	6.4
2017-18	2nd	295	7.9
2018-19	2nd	306	9.9
2019-20	3rd	333	10.4
2020-21	2nd	175	8.8

BLOCKED SHOTS			
YEAR	RANK	BLK.	AVG.
1999-00	2nd	120	6.0
2000-01	1st	166	4.7
2001-02	1st	157	5.0
2002-03	1st	139	4.2
2003-04	1st	146	4.7
2004-05	1st	125	4.0
2005-06	6th	99	3.1
2006-07	2nd	131	3.9
2007-08	4th	113	3.4
2008-09	3rd	150	4.2



## CONFERENCE TOURNAMENT HISTORY

**1992 WAC - Salt Lake City, Utah  
(March 12-14) | No. 8-Seed**  
Creighton 89, New Mexico 50

**1993 WAC - Salt Lake City, Utah  
(March 10-13) | No. 8-Seed**  
Brigham Young 82, New Mexico 61

**1994 WAC - Salt Lake City, Utah  
(March 9-12) | No. 8-Seed**  
San Diego State 95, New Mexico 60

**1995 WAC - Albuquerque, N.M.  
(March 8-11) | No. 8-Seed**  
San Diego State 57, New Mexico 39

**1996 WAC - Albuquerque, N.M.  
(March 6-9) | No. 5-Seed**  
New Mexico 76, Wyoming 59  
New Mexico 55, Utah 53  
CSU 72, New Mexico 65 (Championship)

**1997 WAC - Las Vegas, Nev.  
(March 3-8) | No. 4-Seed (Mountain)**  
New Mexico 70, Fresno State 59  
San Diego State 57, New Mexico 50

**1998 WAC - Las Vegas, Nev.  
(March 2-7) | No. 4-Seed (Mountain)**  
New Mexico 64, Tulsa 54  
New Mexico 79, Hawai'i 65  
New Mexico 76, Colorado State 60  
New Mexico 69, Rice 48 (Championship)

**1999 WAC - Las Vegas, Nev.  
(March 1-6) | No. 1-Seed (Pacific)**  
New Mexico 74, TCU 62  
SMU 53, New Mexico 45

**2000 MW - Las Vegas, Nev.  
(March 9-12) | No. 4-Seed**  
UNLV 52, New Mexico 50

**2001 MW - Las Vegas, Nev.  
(March 7-10) | No. 4-Seed**  
New Mexico 55, San Diego State 49  
Colorado State 70, New Mexico 65

**2002 MW - Las Vegas, Nev.  
(March 6-9) | No. 2-Seed**  
New Mexico 65, San Diego State 52  
BYU 71, New Mexico 58

**2003 MW - Las Vegas, Nev.  
(March 11-15) | No. 2-Seed**  
New Mexico 54, San Diego State 49  
New Mexico 65, Colorado State 51  
New Mexico 52, BYU 46 (Championship)

**2004 MW - Denver, Colo.  
(March 10-13) | No. 1-Seed**  
New Mexico 63, Air Force 50  
New Mexico 51, Wyoming 44  
New Mexico 71, Utah 50 (Championship)

**2005 MW - Denver, Colo.  
(March 9-12) | No. 1-Seed**  
New Mexico 81, San Diego State 52  
New Mexico 70, UNLV 67

New Mexico 47, Utah 37 (Championship)

**2006 MW - Denver, Colo.  
(March 9-13) | No. 3-Seed**  
UNLV 57, New Mexico 45  
**2007 MW - Las Vegas, Nev.  
(March 6-10) | No. 3-Seed**  
New Mexico 80, UNLV 52  
New Mexico 65, Wyoming 53  
New Mexico 63, BYU 49 (Championship)

**2008 MW - Las Vegas, Nev.  
(March 11-15) | No. 4-Seed**  
New Mexico 59, BYU 41  
New Mexico 65, Colorado State 41  
New Mexico 62, SDSU 59 (Championship)

**2009 MW - Las Vegas, Nev.  
(March 10-14) | No. 4-Seed**  
New Mexico 84, Air Force 41  
New Mexico 62, Colorado State 48  
Utah 56, New Mexico 55

**2010 MW - Las Vegas, Nev.  
(March 9-13) | No. 5-Seed**  
New Mexico 67, Colorado State 54  
Utah 51, New Mexico 45 (OT)

**2011 MW - Las Vegas, Nev.  
(March 8-12) | No. 7-Seed**  
New Mexico 65, San Diego St. 57  
New Mexico 67, Wyoming 61  
TCU 61, New Mexico 40

HISTORY

### CONFERENCE TOURNAMENT RECORD BREAKDOWN

	ALL	MW		ALL	MW
Overall:	38-24	30-16	at Albuquerque:	2-2	0-0
Opening Round:	6-3	4-2	at Denver:	6-1	6-1
Quarterfinals:	17-11	14-6	at Las Vegas:	28-16	22-14
Semifinals:	9-8	7-7	at Salt Lake City:	0-3	0-0
Championship:	6-3	5-2			
Western Athletic:	8-7	---	as No. 1 seed:	8-3	7-2
vs. Air Force	3-0	3-0	as No. 2 seed:	6-3	6-3
vs. Boise State	1-2	1-2	as No. 3 seed:	3-1	3-1
vs. BYU:	3-2	3-1	as No. 4 seed:	12-4	7-3
vs. Colorado State:	5-3	4-3	as No. 5 seed:	4-4	2-3
vs. Creighton:	0-1	---	as No. 7 seed:	4-2	4-2
vs. Hawai'i:	1-0	---	as No. 6 seed:	1-1	1-1
vs. Fresno State:	2-1	1-1	as No. 8 seed:	0-4	0-0
vs. Nevada:	0-1	0-1	as No. 9 seed:	0-2	0-2
vs. UNLV:	4-2	4-2			
vs. Rice:	1-0	---			
vs. San Diego State:	7-6	7-3			
vs. San Jose State:	2-0	2-0			
vs. SMU:	0-1	---			
vs. TCU:	1-1	0-1			
vs. Tulsa:	1-0	---			
vs. Utah:	3-2	2-2			
vs. Utah State:	0-1	0-1			
vs. Wyoming:	4-1	3-1			

## CONFERENCE TOURNAMENT HISTORY

**2012 MW - Las Vegas, Nev.**  
**(March 6-10) | No. 7-Seed**  
New Mexico 61, UNLV 58  
New Mexico 51, Boise State 50  
San Diego St. 57, New Mexico 43

**2013 MW - Las Vegas, Nev.**  
**(March 14-16) | No. 5-Seed**  
New Mexico 72, UNLV 59  
San Diego St. 67, New Mexico 39

**2014 MW - Las Vegas, Nev.**  
**(March 10-15) | No. 9-Seed**  
New Mexico 66, Utah State 69

**2015 MW - Las Vegas, Nev.**  
**(March 8-13) | No. 2-Seed**  
New Mexico 57, San Diego State 56  
New Mexico 64, Fresno State 53  
Boise State 66, New Mexico 60

**2016 MW - Las Vegas, Nev.**  
**(March 7-11) | No. 5-Seed**  
New Mexico 65, San Jose State 51  
Colorado State 60, New Mexico 42  
Boise State 66, New Mexico 60

**2017 MW - Las Vegas, Nev.**  
**(March 6-10) | No. 5-Seed**  
Boise State 64, New Mexico 62

**2018 MW - Las Vegas, Nev.**  
**(March 5-9) | No. 6-Seed**  
New Mexico 84, San Jose State 54  
Wyoming 69, New Mexico 66

**2019 MW - Las Vegas, Nev.**  
**(March 10-13) | No. 2-Seed**  
San Diego St. 70, New Mexico 61

**2020 MW - Las Vegas, Nev.**  
**(March 1-4) | No. 9-Seed**  
Nevada 74, New Mexico 64

**2021 MW - Las Vegas, Nev.**  
**(March 7-10) | No. 1-Seed**  
New Mexico 67, Air Force 51  
Fresno State 77, New Mexico 72

## CONFERENCE TOURNAMENT RECORDS

### MOST POINTS IN A TOURNAMENT GAME | TEAM

Rk.	Points	Versus	Date
1.	84	San Jose State	Mar. 5, 2018
	84	Air Force	Mar. 10, 2009
3.	81	San Diego State	Mar. 9, 2005
4.	80	UNLV	Mar. 7, 2007
5.	79	Hawai'i	Mar. 4, 1997

### FEWEST POINTS ALLOWED IN A TOURNAMENT GAME

Rk.	Points	Opponent	Date
1.	37	Utah	Mar. 12, 2005
2.	41	Air Force	Mar. 10, 2009
	41	Colorado State	Mar. 14, 2008
	41	BYU	Mar. 12, 2007
5.	44	Wyoming	Mar. 12, 2004

### MOST MADE FIELD GOALS | TEAM

Rk.	FG	Versus	Date
1.	32	San Jose State	Mar. 5, 2018
	32	UNLV	Mar. 7, 2007
3.	31	Air Force	Mar. 10, 2009

### MOST MADE THREE-POINT FIELD GOALS | TEAM

Rk.	3FG	Versus	Date
1.	11	Colorado State	Mar. 9, 2001
2.	10	Utah	Mar. 13, 2004
	10	Wyoming	Mar. 6, 2018
	10	Fresno State	Mar. 9, 2021

### MOST MADE FREE THROWS | TEAM

Rk.	FT	Versus	Date
1.	25	Boise State	Mar. 13, 2015
2.	22	San Diego State	Mar. 8, 2011
	22	Colorado State	Mar. 14, 2003

### HIGHEST FREE THROW PERCENTAGE | TEAM

Rk.	FT	Versus	Date
1.	25-28 (89.3%)	Boise State	Mar. 13, 2015
2.	14-16 (87.5%)	Air Force	Mar. 10, 2009
	3. 13-15 (86.7%)	San Jose State	Mar. 5, 2016

### MOST REBOUNDS | TEAM

Rk.	REB	Versus	Date
1.	59	San Jose State	Mar. 5, 2018
2.	46	Utah	Mar. 12, 2005
3.	45	Utah	Mar. 10, 2010
	45	Colorado State	Mar. 11, 2009

### MOST BLOCKS | TEAM

Rk.	BLK	Versus	Date
1.	12	Boise State	Mar. 9, 2012
2.	10	Air Force	Mar. 10, 2004
3.	7	Done Five Times	
		Last: vs. San Diego St.	Mar. 11, 2019

### MOST ASSISTS | TEAM

Rk.	AST	Versus	Date
1.	20	UNLV	Mar. 7, 2007
	20	UNLV	Mar. 11, 2005
3.	19	Fresno State	Mar. 9, 2021
	19	Colorado State	Mar. 9, 2001

### MOST STEALS | TEAM

Rk.	STL	Versus	Date
1.	14	San Jose State	Mar. 5, 2018
	14	UNLV	Mar. 1, 2007
3.	11	Fresno State	Mar. 9, 2021
	11	Boise State	Mar. 13, 2015
	11	Fresno State	Mar. 11, 2015

### TOP SCORING GAMES | INDIVIDUAL

Rk.	Pts.	Player	Opponent	Date
1.	27	Dionne Marsh	UNLV	Mar. 11, 2005
	27	Melissa Forest	Air Force	Mar. 10, 2004
3.	26	Khadijah Shumpert	San Jose State	Mar. 8, 2016
4.	24	Jaisa Nunn	San Diego State	Mar. 11, 2019
5.	23	Jaedyn De La Cerda	Fresno State	Mar. 9, 2021
	23	Antiesha Brown	Boise State	Mar. 13, 2015
7.	22	Brandi Kimble	San Diego State	Mar. 15, 2008
	22	Dionne Marsh	Utah	Mar. 12, 2005
9.	21	Antiesha Brown	UNLV	Mar. 14, 2013
	21	Jasmine Patterson	San Diego State	Mar. 8, 2011
	21	Dionne Marsh	San Diego State	Mar. 15, 2008
	21	Julie Briody	Wyoming	Mar. 9, 2007

### TOP REBOUNDING GAMES | INDIVIDUAL

Rk.	Reb.	Player	Opponent	Date
1.	19	Jaisa Nunn	San Diego State	Mar. 11, 2019
2.	17	Richelle van der Keijl	Boise State	Mar. 7, 2017
3.	14	Jaisa Nunn	Wyoming	Mar. 6, 2018
4.	13	Mandi Moore	Utah	Mar. 12, 2005
	13	Melissa Forest	Wyoming	Mar. 12, 2004
6.	12	Porche Torrance	Boise State	Mar. 9, 2012
	12	Mandi Moore	UNLV	Mar. 11, 2005
	12	Bryce Owens	San Jose State	Mar. 8, 2016
9.	11	Done Eight Times		
		Last: Cherise Beynon	San Jose State	Mar. 5, 2018

### TOP BLOCK GAMES | INDIVIDUAL

Rk.	Ast.	Player	Opponent	Date
1.	6	Porche Torrance	Boise St.	Mar. 9, 2012
2.	5	Jordan Adams	San Diego St.	Mar. 12, 2003
3.	4	Done Eight Times		
		Last: Antonia Anderson	San Diego St.	Mar. 11, 2019

### TOP ASSIST GAMES | INDIVIDUAL

Rk.	Ast.	Player	Opponent	Date
1.	8	LaTora Duff	Fresno State	Mar. 9, 2021
	8	Amanda Best	Wyoming	Mar. 9, 2011
	8	Katie Montgomery	UNLV	Mar. 7, 2007
	8	Nikki Heckroth	Colorado State	Mar. 9, 2001
5.	7	Done Four Times		
		Last: Cherise Beynon	Wyoming	Mar. 6, 2018

### TOP STEAL GAMES | INDIVIDUAL

Rk.	Stl.	Player	Opponent	Date
1.	7	Brandi Kimble	UNLV	Mar. 7, 2007
2.	5	Ahlise Hurst	Fresno State	Mar. 9, 2021
	5	Tesha Buck	San Jose St.	Mar. 5, 2018
4.	4	Cherise Beynon	Boise St.	Mar. 7, 2017
	4	Antiesha Brown	Boise St.	Mar. 13, 2015
	4	Dionne Marsh	BYU	Mar. 10, 2007
	4	Chelsea Gear	Colorado St.	Mar. 14, 2003
	4	Nikki Heckroth	San Diego St.	Mar. 7, 2001
	4	Nikki Heckroth	Colorado St.	Mar. 9, 2001
	4	Nikki Heckroth	UNLV	Mar. 8, 2000

### TOP MW TOURNAMENT SCORERS | CAREER

Rk.	Player	Points	Years
1.	Dionne Marsh	183	2005-08
2.	Amy Beggin	111	2007-10
3.	Lindsey Arndt	102	2002-05
4.	Antiesha Brown	99	2013-15
5.	Jordan Adams	92	2000-03
6.	Khadijah Shumpert	92	2013-16
7.	Sara Halasz	80	2008-14
	Katie Montgomery	80	2004-07
9.	Brandi Kimble	79	2005-08
10.	Mandi Moore	75	2002-05

HISTORY

## **CONFERENCE TOURNAMENT RECORDS**

### TOP MW TOURNAMENT REBOUNDERS | CAREER

Rk.	Player	Rebounds	Years
1.	Mandi Moore	73	2002-05
2.	Dionne Marsh	70	2005-08
3.	Amanda Best	56	2008-11
	Lindsey Arndt	56	2002-05
5.	Chelsea Gear	54	2000-03
6.	Abbie Letz	53	2003-06
7.	Porche Torrance	50	2009-12
8.	Jaisa Nunn	47	2016-19
	Brandi Kimble	47	2005-08
10.	Melissa Forest	42	2001-04

### MOST BLOCKS IN MW TOURNAMENTS | CAREER

Rk.	Player	Blocks	Years
1.	Jordan Adams	17	2000-03
2.	Porche Torrance	16	2009-12
3.	Antonia Anderson	8	2017-pres.
	Dionne Marsh	8	2005-08
4.	Caroline Durbin	7	2010-13
	Melissa Forest	7	2001-04
	Khadijah Shumpert	7	2013-16
7.	Sara Halasz	6	2008-14
	Valerie Kast	6	2007-10
9.	Lindsey Arndt	5	2002-05
10.	Kianna Keller	4	2014-17
	Timi E-Nunu	4	2004-07
	Katie Montgomery	4	2004-07

### MOST ASSISTS IN MW TOURNAMENTS | CAREER

Rk.	Player	Assists	Years
1.	Mandi Moore	55	2002-05
2.	Katie Montgomery	36	2004-07
3.	Cherise Beynon	32	2014-18
4.	Angela Hartill	25	2006-09
5.	Lauren Taylor	23	2009-12
6.	Bryce Owens	22	2013-16
7.	Amy Beggan	20	2007-10
8.	Dionne Marsh	16	2005-08
	Molly McKinnon	16	2001-02
10.	Jessica Kielpinski	15	2008-11

### MOST STEALS IN MW TOURNAMENT | CAREER

Rk.	Player	Steals	Years
1.	Mandi Moore	17	2002-05
2.	Jessica Kielpinski	15	2008-11
	Brandi Kimble	15	2005-08
4.	Antiesha Brown	14	2013-15
5.	Amanda Best	14	2008-11
	Amy Beggan	14	2007-10
	Nikki Heckroth	14	2000-01
8.	Jessica Kielpinski	13	2008-11
	Dionne Marsh	13	2005-08
	Katie Montgomery	13	2004-07

## SCORING LEADERS

### 1974-75

N/A.....

### 1975-76

Margaret Gonzales .....10.3  
 Carol Moreland.....8.9  
 Beth Born.....8.8  
 Patty Howell.....6.7  
 Jane Cottner .....6.4

### 1976-77

Jean Rostermundt .....13.4  
 Carol Moreland.....10.2

### 1977-78

Jean Rostermundt .....15.9  
 Carol Moreland.....15.5  
 Taryn Bachis .....10.5  
 Cindy Fischer .....10.0  
 Kelly Sparr .....7.3

### 1978-79

Jean Rostermundt .....16.0  
 Dee Weinreis.....15.8  
 Taryn Bachis .....14.0  
 Mary Redeau .....13.8  
 Cindy Fischer .....10.1

### 1979-80

Jean Rostermundt .....14.7  
 Mary Redeau .....14.6  
 Muff Reinert.....6.9  
 Kelly Sparr .....6.9  
 Deb Weinreis .....6.4

### 1980-81

Deb Weinreis .....12.1  
 Lisa Wedekind.....11.8  
 Muff Reinert.....11.7  
 Sheri Moore .....11.3  
 Lori McConnell .....9.4

### 1981-82

Yvonne McKinnon .....14.8  
 Alison Foote.....12.7  
 Muff Reinert.....11.4  
 Lori McConnell .....7.0  
 Debie Leeper .....6.7

### 1982-83

Allison Foote.....F.....So.....20.3  
 Muff Reinert.....F.....Sr.....14.0  
 Debie Leeper .....F.....Sr.....11.7  
 Yvonne McKinnon .....C.....So.....10.4  
 Sally Marquez .....G.....Sr.....5.1

### 1983-84

Allison Foote.....F.....Jr.....16.8  
 Yvonne McKinnon .....C.....Jr.....14.7  
 Sally Anderson .....F.....Jr.....9.1  
 Winifred Foster.....F.....So.....6.3  
 Tracy Satran.....F.....Fr.....6.1

### 1984-85

Allison Foote.....F.....Sr.....15.7  
 Yvonne McKinnon .....C.....Sr.....14.2  
 Winifred Foster.....F.....Jr.....13.5  
 Cathy Lowther .....G.....Sr.....6.3  
 Tracy Satran.....F.....So.....5.

### 1985-86

Tracy Satran.....F.....Jr.....13.7  
 Winifred Foster.....F.....Sr.....12.9  
 Connie Jensen .....F.....Jr.....10.1  
 Janice Branch.....G.....So.....7.4  
 Brenda Perry .....G.....Jr.....6.2

### 1986-87

Janice Branch.....G.....Jr.....12.9  
 Connie Jensen .....F.....Sr.....11.8  
 Tracy Satran.....F.....Sr.....11.4  
 Kim Bradshaw .....G.....Jr.....9.5  
 Suzanne McKeen.....G.....Jr.....6.8

### 1987-91

No Program.....

### 1991-92

Christy Romero.....G.....Fr.....10.8  
 Heidi Harris.....F/C.....Fr.....10.5  
 Jessica Cunningham..G.....Fr.....10.1  
 Becky Bissell .....F.....Fr.....7.1  
 Amy Clark .....F.....Jr.....5.3

### 1992-93

Becky Bissell .....F.....So.....11.5  
 Christy Romero.....G.....So.....11.2  
 Jessica Cunningham..G.....So.....7.6  
 Heidi Harris.....F/C.....So.....7.2  
 Alicia Selmon.....G.....Fr.....6.3

### 1993-94

Heidi Harris.....F/C.....Jr.....11.7  
 Jessica Cunningham..G.....Jr.....10.4  
 Maggie Smith.....G.....So.....7.8  
 Alicia Selmon.....G.....So.....6.6  
 Jill Schaefer.....F.....Fr.....5.7

### 1994-95

Tracy Aldridge .....F.....Jr.....10.9  
 Jessica Cunningham..G.....Sr.....10.0  
 Abby Garchek .....G.....Fr.....9.8  
 Heidi Harris.....F/C.....Sr.....8.9  
 Tamika Stukes .....G.....Fr.....6.6

### 1995-96

Abby Garchek .....G.....So.....17.5  
 Tracy Aldridge .....F.....Sr.....11.7  
 Tamika Stukes .....G.....So.....11.4  
 Katie Kern .....C.....Fr.....8.9  
 Stella Candelaria.....G.....Fr.....6.9

### 1996-97

Abby Garchek .....G.....Jr.....14.8  
 Sonya Bryant .....G.....Fr.....9.6  
 Katie Kern .....C.....So.....8.5  
 Anita Vuletic .....C.....Jr.....8.2  
 Tamika Stukes .....G.....Jr.....7.6

### 1997-98

Abby Garchek .....G.....Sr.....20.2  
 Sonya Bryant .....G.....So.....10.6  
 Jennifer Williams.....C.....Fr.....9.7  
 Tamika Stukes .....G.....Sr.....8.9  
 Anita Vuletic .....C.....Sr.....6.5

### 1998-99

Sonya Bryant .....G.....Jr.....11.3  
 Miranda Sanchez.....F.....Jr.....10.8  
 Katie Kern .....C.....Sr.....9.9

Jennifer Williams.....C.....So.....8.0  
 Nikki Heckroth.....G.....So.....5.8

### 1999-00

Jordan Adams.....C.....Fr.....11.3  
 Miranda Sanchez.....F.....Jr.....11.3  
 Sonya Bryant .....G.....Sr.....8.2  
 Molly McKinnon.....G.....Jr.....7.8  
 Jennifer Williams.....C.....Jr.....7.6

### 2000-01

Jordan Adams.....C.....So.....14.5  
 Miranda Sanchez.....F.....Sr.....13.1  
 Molly McKinnon.....G.....Jr.....10.2  
 Chelsea Grear .....F/G.....So.....6.1  
 Nikki Heckroth.....G.....Sr.....5.0

### 2001-02

Jordan Adams.....C.....Jr.....14.0  
 Chelsea Grear .....F/G.....Jr.....9.5  
 Mandi Moore .....G.....Fr.....9.4  
 Molly McKinnon.....G.....Sr.....7.9  
 Lindsey Arndt.....F.....Fr.....7.7

### 2002-03

Jordan Adams.....C.....Sr.....16.0  
 Chelsea Grear .....G/F.....Sr.....10.5  
 Mandi Moore .....G.....So.....9.1  
 Cristal Garcia .....G.....Sr.....7.1  
 Melissa Forest.....F.....Jr.....6.6

### 2003-04

Lindsey Arndt.....F.....Jr.....10.4  
 Melissa Forest.....F.....Sr.....10.4  
 Mandi Moore .....G.....Jr.....8.0  
 Abbie Letz .....G.....So.....5.5  
 Katie Montgomery.....G.....Fr.....5.2

### 2004-05

Dionne Marsh.....F.....Fr.....13.0  
 Lindsey Arndt.....F.....Sr.....10.7  
 Katie Montgomery.....G.....So.....7.3  
 Mandi Moore .....G.....Sr.....7.3  
 Abbie Letz .....G.....Jr.....6.8

### 2005-06

Dionne Marsh.....F.....So.....15.9  
 Katie Montgomery.....G.....Jr.....10.8  
 Abbie Letz .....G.....Sr.....10.3  
 Julie Briody.....G.....Jr.....7.6  
 Jana Francis.....C.....Sr.....7.4

### 2006-07

Julie Briody.....G.....Sr.....15.4  
 Dionne Marsh.....F.....Jr.....14.7  
 Katie Montgomery.....G.....Sr.....12.2  
 Brandi Kimble.....G.....Jr.....7.2  
 Angela Hartill.....P.....So.....4.5  
 Amy Beggin .....G.....Fr.....4.5

### 2007-08

Dionne Marsh.....F.....Sr.....15.7  
 Amy Beggin .....G.....So.....10.9  
 Brandi Kimble.....G.....Sr.....10.5  
 Angela Hartill.....P.....Jr.....6.4  
 Jessica Kielpinski.....P.....Fr.....5.0

### 2008-09

Amy Beggin .....G.....Jr.....15.4  
 Angela Hartill.....C.....Sr.....12.0

HISTORY

## **SCORING LEADERS**

Amanda Adamson.....G.....Sr.....7.0  
 Sara Halasz.....G.....Fr.....5.6  
 Eileen Weissmann.....G.....Jr.....5.6

### **2009-10**

Amy Beggin.....G.....Sr.....12.6  
 Sara Halasz.....G.....So.....10.2  
 Amanda Best.....F.....Jr.....8.9  
 Lauren Taylor.....G.....So.....8.4  
 Jessica Kielpinski.....C.....Jr.....6.5

### **2010-11**

Amanda Best.....G.....Sr.....11.2  
 Jasmine Patterson.....G.....Fr.....11.2  
 Lauren Taylor.....G.....Jr.....8.3  
 Porche Torrance.....F.....Jr.....8.0  
 Jessica Kielpinski.....C.....Sr.....7.3

### **2011-12**

Caroline Durbin.....G.....Jr.....15.0  
 Porche Torrance.....F.....Sr.....11.7  
 Lauren Taylor.....G.....Sr.....7.7  
 Jayme Jackson.....G.....Jr.....5.6  
 Nikki Nelson.....G.....Sr.....5.1

### **2012-13**

Caroline Durbin.....G.....Sr.....11.9  
 Deeva Vaughn.....F.....Sr.....10.1  
 Antiesha Brown.....G.....So.....8.7  
 Sara Halasz.....G.....Jr.....7.4  
 Bryce Owens.....G.....Fr.....6.5

### **2013-14**

Antiesha Brown.....G.....Jr.....14.3  
 Khadijah Shumpert.....F.....So.....10.9  
 Sara Halasz.....G.....Sr.....10.1  
 Deeva Vaughn.....F.....Sr.....9.8  
 Bryce Owens.....G.....So.....6.7

### **2014-15**

Antiesha Brown.....G.....Sr.....15.0  
 Khadijah Shumpert.....F.....Jr.....10.8  
 Cherise Beynon.....G.....Fr.....8.9  
 Bryce Owens.....G.....Jr.....8.0  
 Alexa Chavez.....F.....Fr.....5.7

### **2015-16**

Khadijah Shumpert.....F.....Sr.....14.8  
 Cherise Beynon.....G.....So.....12.3  
 Bryce Owens.....G.....Sr.....8.1  
 Jaisa Nunn.....F.....Fr.....7.2  
 Whitney Johnson.....F.....Jr.....4.0

### **2016-17**

Cherise Beynon.....G.....Jr.....15.8  
 Richelle van der Keijl.....C.....Sr.....13.8  
 Alex Lapeyrolerie.....G.....RsJr.....11.4  
 Jaisa Nunn.....C.....So.....10.4  
 Mykiel Burleson.....G.....Fr.....9.7

### **2017-18**

Jaisa Nunn.....C.....Jr.....17.0  
 Cherise Beynon.....G.....Sr.....16.9  
 Tesha Buck.....G.....RsSr.....14.6  
 Alex Lapeyrolerie.....G.....RsSr.....10.8  
 Madi Washington.....PG.....Fr.....6.4

### **2018-19**

Jaisa Nunn.....C.....Sr.....17.5  
 Aisia Robertson.....PG.....Jr.....14.3

Jayla Everett.....G.....Fr.....13.5  
 Ahlise Hurst.....G.....Fr.....7.6  
 Jaedyn De La Cerda...G.....So.....7.3

### **2019-20**

Ahlise Hurst.....G.....So.....13.5  
 Jordan Hosey.....F.....Sr.....11.8  
 Jaedyn De La Cerda...G.....Jr.....11.0  
 Aisia Robertson.....PG.....Sr.....8.9  
 Antonia Anderson.....F.....Jr.....8.8

### **2020-21**

Jaedyn De La Cerda...G.....Sr.....15.0  
 LaTascya Duff.....G.....Jr.....14.9  
 Ahlise Hurst.....G.....So.....12.4  
 Antonia Anderson.....F.....Sr.....12.1  
 Shaiquel McGruder.....F.....Jr.....9.1

## ALL-TIME POSTSEASON RESULTS

The University of New Mexico has made eight appearances in the NCAA Tournament, including seven consecutive trips from 2002-08. In 2003, the Lobos advanced to the Sweet Sixteen for the first time in school history. UNM has also had the privilege to be a host site for the NCAA Tournament in 2003, 2004, 2006, 2008 and 2009.

**1998 NCAA**  
(at Norfolk, Va.)  
Nebraska 76, New Mexico 59

**1999 WNIT**  
(at Albuquerque)  
New Mexico 81, Pepperdine 69  
New Mexico 68, Washington 63  
Drake 73, New Mexico 60

**2000 WNIT**  
(at Albuquerque)  
Long Beach State 87, New Mexico 63

**2001 WNIT**  
(at Albuquerque)  
New Mexico 72, Houston 49  
New Mexico 75, Arizona 62  
New Mexico 77, UAB 55  
New Mexico 68, Hawaii 43  
Ohio State 62, New Mexico 61

**2002 NCAA**  
(at Knoxville, Tenn.)  
Notre Dame 58, New Mexico 44

**2003 NCAA**  
(at Albuquerque)  
New Mexico 91, Miami 85 OT  
New Mexico 73, Mississippi State 61  
Texas Tech 71, New Mexico 48

**2004 NCAA**  
(at Albuquerque)  
Florida 68, New Mexico 56

**2005 NCAA**  
(at Knoxville, Tenn.)  
Purdue 68, New Mexico 56

**2006 NCAA**  
(at Tucson, Ariz.)  
New Mexico 83, Florida 59  
Baylor 87, New Mexico 67

**2007 NCAA**  
(at Hartford, Conn.)  
UW-Green Bay 59, New Mexico 52

**2008 NCAA**  
(at Albuquerque)  
West Virginia 61, New Mexico 60

**2009 WNIT**  
(at Albuquerque)  
New Mexico 72, Southern 44  
(at Rio Rancho)  
New Mexico 54, Nebraska 43  
New Mexico 61, Oregon State 56  
Kansas 78, New Mexico 69

**2010 WNIT**  
(at Albuquerque)  
New Mexico 66, Southern 51  
(at Eugene, Ore.)  
Oregon 93, New Mexico 67

**2015 WBI**  
(at Albuquerque)  
New Mexico 54, North Dakota 51  
Oral Roberts 63, New Mexico 61


**2016 WBI**  
(at Albuquerque)  
Weber State 75, New Mexico 67

**2018 WNIT**  
(at Albuquerque)  
New Mexico 82, Saint Mary's 80\*  
New Mexico 93, Rice 73  
TCU 81, New Mexico 72

**2019 WNIT**  
(at Albuquerque)  
Denver 83, New Mexico 75

\*Played in Johnson Center

HISTORY



## POSTSEASON TOURNAMENT RECORDS - INDIVIDUAL

Points	
<b>New Mexico</b>	
33	Cherise Beynon..... vs. St. Mary's (2018)
28	Jaisa Nunn.....vs. Rice (2018)
27	Jordan Adams ..... vs. Miami (2003)
26	Jaisa Nunn.....vs. Denver (2019)
25	Dionne Marsh .....vs. Baylor (2006)
25	Jana Francis .....vs. Florida (2006)
24	Tesha Buck .....vs. TCU (2018)
21	Cherise Beynon vs. Oral Roberts (2015)
	Katie Montgomery ....vs. Florida (2006)
	Abby Garchek .....vs. Nebraska (1998)
20	Cherise Beynon.....vs. TCU (2018)
	Cherise Beynon.....vs. Rice (2018)
	Jordan Adams ... vs. Texas Tech (2003)
<b>19</b>	<b>Jaedyn De La Cerda vs. Denver (2019)</b>
	Brandi Kimble .....vs. West Va. (2008)
	Julie Briody .....vs. Baylor (2006)
	Mandi Moore .....vs. Miss. State (2003)
	Jordan Adams .....vs. Miss. State (2003)

Opponent	
31	Erica Ogwumike ..... Rice (2018)
29	Stella Beck .....St. Mary's (2018)
	LaToya Thomas ..... Miss. State (2003)
27	Madison Nelson.....Denver (2019)
22	Chakhia Cole ..... West Va. (2008)
22	Erin Lawless .....Purdue (2004)
23	Tamara James .....Miami (2003)
21	Lauren Loven.....Denver (2019)
	Sophia Young .....Baylor (2006)
20	Yalonda McCormick ..... Miami (1998)
20	Deeshyra Thomas ..... Weber St. (2016)

FG Made	
<b>New Mexico</b>	
11	Jaisa Nunn.....vs. Rice (2018)
10	Jaisa Nunn.....vs. Denver (2019)
	Cherise Beynon..... vs. St. Mary's (2018)
	Dionne Marsh .....vs. Baylor (2006)
	Jana Francis .....vs. Florida (2006)
	Jordan Adams ..... vs. Miami (2003)

Opponent	
11	Madison Nelson.....Denver (2019)
	Erica Ogwumike ..... Rice (2018)
	LaToya Thomas ..... Miss. State (2003)
10	Stella Beck .....St. Mary's (2018)

FG Attempts	
<b>New Mexico</b>	
26	Cherise Beynon..... vs. St. Mary's (2018)
22	Cherise Beynon.....vs. TCU (2018)
19	Antiesha Brown vs. Oral Roberts (2015)
	Dionne Marsh .....vs. Baylor (2006)

Opponent	
29	LaToya Thomas ..... Miss. State (2003)

FG% (Min. 5 made)	
<b>New Mexico</b>	
77.8 (7-8).....	Jaisa Nunn vs. St. Mary's (2018)
71.4 (10-14).....	Jaisa Nunn vs. Denver (2019)
71.4 (10-14)...	Jana Francis vs. Florida (2006)

Opponent	
85.7 (6-7) -	Jolee Ayers .Texas Tech (2003)

3FG Made	
<b>New Mexico</b>	
5	Cherise Beynon..... vs. St. Mary's (2018)
	Brandi Kimble vs. West Virginia (2008)
	Mandi Moore .....vs. Miss. State (2003)

Opponent	
4	Madison Nelson.....Denver (2019)
	Erica Ogwumike ..... Rice (2018)
	Rachel Allison .....Baylor (2006)
	Natashia Morehaed ..... Florida (2004)
	Kallie Quinn ..... Weber State (2016)
	Emily Drake ..... Weber State (2016)

3FG Attempts	
<b>New Mexico</b>	
10	Tesha Buck .....vs. TCU (2018)
	Cherise Beynon..... vs. St. Mary's (2018)
<b>9</b>	<b>Jaedyn De La Cerda vs. Denver (2019)</b>
	Brandi Kimble .....vs. West Va. (2008)
	Katie Montgomery .... vs. UWGB (2007)

Opponent	
18	Lauren Loven .....Denver (2019)

FT Made	
<b>New Mexico</b>	
8	Cherise Beynon.....vs. Rice (2018)
	Cherise Beynon..... vs. St. Mary's (2018)
	Julie Briody .....vs. Baylor (2006)
	Dionne Marsh .....vs. Florida (2006)

Opponent	
10	Dalila Eshe ..... Florida (2006)

FT Attempts	
<b>New Mexico</b>	
12	Jordan Adams ..... vs. Miami (2003)

Opponent	
13	Stella Beck .....St. Mary's (2018)
10	Dalila Eshe..... Florida (2006)

FT% (Min. 5 made)	
<b>New Mexico</b>	
1.000 (8-8)	Julie Briody.....vs. Baylor (2006)
1.000 (6-6)	Jaisa Nunn .....vs. Denver (2019)

Opponent	
1.000 (10-10) .....	Dalila Eshe, Florida (2006)
1.000 (5-5).....	Tishona Gregory, Fla. (2004)
1.000 (6-6).....	Brooke Schwartz, Neb. (1998)

Rebounds	
<b>New Mexico</b>	
13	Cherise Beynon..... vs. ORU (2015)
12	Jaisa Nunn.....vs. Denver (2019)
11	Jaisa Nunn.....vs. TCU (2018)
10	Cherise Beynon.....vs. TCU (2018)
	Brandi Kimble .....vs. West Va. (2008)
	Melissa Forest .....vs. Florida (2004)
	Jordan Adams .....vs. Miss. State (2003)
9	Jaisa Nunn.....vs. Rice (2018)
	Katie Montgomery ....vs. Purdue (2005)
	Chelsea Grear ....vs. Texas Tech (2003)
8	Cherise Beynon.....vs. Rice (2018)
	Cherise Beynon..... vs. St. Mary's (2018)

Opponent	
16	LaToya Thomas ..Mississippi St. (2003)
15	Anna Deforge .....Nebraska (1998)

Assists	
<b>New Mexico</b>	
8	Judy Vogt .....vs. Florida (2006)

Opponent	
10	Angela Tisdale .....Baylor (2006)

Blocks	
<b>New Mexico</b>	
8	Jordan Adams ..... vs. Miami (2003)

Opponent	
7	Vicky McIntyre ..... Oral Roberts (2015)

Steals	
<b>New Mexico</b>	
7	Cherise Beynon.....vs. Rice (2018)
5	Jaisa Nunn.....vs. TCU (2018)
	Tesha Buck .....vs. TCU (2018)
	Brandi Kimble ..... vs. UWGB (2007)

Opponent	
5	Jia Perkins ..... Texas Tech (2003)
5	Jami Kubik ..... Nebraska (1998)
5	Nicole Kubik ..... Nebraska (1998)



## POSTSEASON TOURNAMENT RECORDS - TEAM

### Points

**New Mexico**  
 93 ..... vs. Rice (2018)  
 91 ..... vs. Miami (2003)

### Opponent

90 ..... California Baptist (2021)

### FG Made

**New Mexico**  
 34 ..... vs. Rice (2018)  
 ..... vs. Miami (2003)

### Opponent

36 ..... California Baptist (2021)

### FG Attempts

**New Mexico**  
 76 ..... vs. California Baptist (2021)  
 74 ..... vs. Denver (2019)  
 73 ..... vs. St. Mary's (2018)  
 70 ..... vs. North Dakota (2015)  
 65 ..... vs. Purdue (2005)

### Opponent

82 ..... Texas Tech (2003)  
 81 ..... Miami (2003)  
 79 ..... Denver (2019)

### FG Pct.

**New Mexico**  
 56.7 (34-60) ..... vs. Rice (2018)  
 54.8 (34-62) ..... vs. Miami (2003)

### Opponent

5.37 (36-67) ..... California Baptist (2021)

### 3FG Made

**New Mexico**  
 13 ..... vs. Mississippi State (2003)

### Opponent

11 ..... California Baptist (2021)  
 11 ..... Weber State (2016)

### 3FG Attempts

**New Mexico**  
 34 ..... vs. St. Mary's (2018)  
 31 ..... vs. California Baptist (2021)

### Opponent

28 ..... California Baptist (2021)  
 28 ..... Weber State (2016)

### 3FG Pct. (Min. 5 made)

**New Mexico**  
 60.0 (6-10) ..... vs. Baylor (2006)

### Opponent

50.0 (9-19) ..... Baylor (2006)

### FT Made

**New Mexico**  
 23 ..... vs. Florida (2006)

### Opponent

22 ..... St. Mary's (2018)  
 21 ..... Nebraska (1998)

### FT Attempts

**New Mexico**  
 31 ..... vs. North Dakota (2015)

### Opponent

33 ..... vs. St. Mary's (2018)  
 ..... Nebraska (1998)

### FT% (Min. 10 made)

**New Mexico**  
 85.7 (18-21) ..... vs. Rice (2018)  
 82.1 (23-28) ..... vs. Florida (2006)

### Opponent

85.7 (12-14) ..... Baylor (2006)

### Rebounds

**New Mexico**  
 50 ..... vs. Mississippi State (2003)  
 45 ..... vs. Denver (2019)  
 44 ..... vs. Miami (2003)

### Opponent

55 ..... St. Mary's (2018)  
 55 ..... Nebraska (1998)  
 51 ..... Denver (2019)  
 50 ..... Mississippi State (2003)

### Assists

**New Mexico**  
 23 ..... vs. Rice (2018)  
 21 ..... vs. Florida (2006)

### Opponent

30 ..... California Baptist (2021)

### Blocks

**New Mexico**  
 8 ..... vs. Miami (2003)  
 7 ..... vs. North Dakota (2015)

### Opponent

6 ..... Notre Dame (2002)

### Steals

**New Mexico**  
 13 ..... vs. California Baptist (2021)

### Opponent

14 ..... Nebraska (1998)

**#1 (25) Nebraska 76**  
**NEW MEXICO 59**

March 13, 1998 | Norfolk, Va.  
 NCAA | First Round

Nebraska Name	MP	FG-A	3P-A	FT-A	REB	PF	A	TO	B	S	TP
Schwartz	35	3-10	0-2	6-6	5	2	3	5	1	0	16
Kubik, J.	33	4-7	0-0	5-8	11	4	2	4	1	5	13
Thompson	31	4-10	0-0	1-4	9	2	0	0	0	1	9
DeFonse	39	5-23	1-6	2-2	15	3	6	5	0	2	13
Kubik, N.	35	6-14	0-0	5-7	7	3	4	3	0	5	17
Gusso	1	0-1	0-1	0-0	0	0	0	0	0	0	0
Jurgens	1	0-0	0-0	0-0	0	0	0	0	0	0	0
McDill	9	1-3	0-0	2-4	4	2	0	0	0	1	4
Williams	2	0-0	0-0	0-0	0	1	0	0	0	0	0
Rogers	5	1-1	0-0	0-2	0	1	0	0	1	0	2
Gilmore	8	1-2	0-0	0-0	3	2	0	1	0	0	2
Benson	1	0-0	0-0	0-0	0	0	0	0	0	0	0
Team					1						
<b>TOTALS</b>	<b>200</b>	<b>27-71</b>	<b>1-9</b>	<b>21-33</b>	<b>55</b>	<b>20</b>	<b>15</b>	<b>18</b>	<b>4</b>	<b>14</b>	<b>76</b>
Game percentages		(38.0)	(11.1)	(63.6)							

New Mexico Name	MP	FG-A	3P-A	FT-A	REB	PF	A	TO	B	S	TP
Vuletic	15	0-3	0-0	1-2	3	5	1	2	0	2	1
Williams	32	6-9	0-0	0-0	7	3	0	4	0	0	12
Kern	18	2-3	0-0	0-0	1	4	0	1	0	3	4
Stukes	29	2-7	1-4	0-0	0	1	1	4	0	0	5
Garchek	39	6-10	4-5	5-7	4	1	5	6	2	2	21
Heckroth	27	2-7	1-4	0-0	0	1	1	4	0	0	5
Vaske	3	0-0	0-0	2-2	0	1	0	0	0	0	2
Sanchez	24	3-8	0-2	0-1	1	2	0	1	0	0	6
Cory	6	0-1	0-1	0-0	0	1	2	0	0	0	0
Learson	3	1-1	0-0	0-0	0	0	0	0	0	0	2
Nash	2	0-0	0-0	1-2	0	1	0	1	0	0	1
Reierson	1	0-0	0-0	0-0	0	0	0	0	0	0	0
Allison	1	0-1	0-1	0-0	0	0	1	0	0	0	0
Team					7						
<b>TOTALS</b>	<b>200</b>	<b>22-50</b>	<b>6-17</b>	<b>9-14</b>	<b>27</b>	<b>22</b>	<b>16</b>	<b>26</b>	<b>2</b>	<b>8</b>	<b>59</b>
Game percentages		(44.0)	(35.3)	(64.3)							

Attendance: 4,855 Officials: Morninstar, Smith, Zentz  
 Technical Fouls: None

Nebraska	37	39	-	76
New Mexico	24	34	-	59

**#4 Drake 73**  
**NEW MEXICO 60**

March 17, 1999 | Albuquerque  
 WNIT | Quarterfinals

Drake Name	MP	FG-A	3P-A	FT-A	REB	PF	A	TO	B	S	TP
Blackstone	31	10-14	0-0	3-6	9	4	2	0	5	1	23
Santa	37	3-10	2-7	3-6	7	3	4	3	0	2	11
Schmitz	34	3-11	0-4	7-8	3	3	5	2	0	2	13
Stribe	17	1-2	0-0	0-0	6	1	0	0	0	1	2
Glazerbrook	3	0-0	0-0	0-0	0	0	1	0	0	0	0
Richards	33	4-10	2-6	1-2	3	1	2	2	0	1	11
Sames	35	3-11	0-0	2-2	8	4	3	1	0	0	8
Wright	9	2-4	1-2	0-0	5	4	0	2	2	0	5
Nelson	1	0-0	0-0	0-0	0	0	0	0	0	0	0
Team					3						
<b>TOTALS</b>	<b>200</b>	<b>26-62</b>	<b>5-19</b>	<b>16-24</b>	<b>44</b>	<b>20</b>	<b>17</b>	<b>10</b>	<b>7</b>	<b>8</b>	<b>73</b>
Game percentages		(41.9)	(26.3)	(66.7)							

New Mexico Name	MP	FG-A	3P-A	FT-A	REB	PF	A	TO	B	S	TP
Loiselle	17	2-6	1-1	0-0	8	2	1	1	0	1	5
McKinnon	20	0-2	0-1	2-4	3	1	2	0	0	2	2
Sanchez	27	1-6	1-3	6-6	7	2	1	4	0	2	9
Cory	18	3-7	2-3	1-2	3	2	1	0	0	1	9
Bryant	22	2-9	1-3	0-0	1	1	1	1	0	1	5
Learson	1	0-1	0-0	0-0	0	1	0	0	0	0	0
Nash	10	1-3	0-2	0-0	1	1	2	1	0	2	2
Kern	34	6-15	0-1	0-0	7	2	3	1	2	1	12
Williams	7	2-3	0-0	1-4	1	1	0	1	0	0	5
Bocock	11	0-1	0-0	0-0	2	2	0	1	0	0	0
Heckroth	33	4-8	0-0	3-3	3	2	3	4	0	0	11
Team					5						
<b>TOTALS</b>	<b>200</b>	<b>21-61</b>	<b>5-14</b>	<b>13-19</b>	<b>41</b>	<b>17</b>	<b>14</b>	<b>14</b>	<b>2</b>	<b>10</b>	<b>60</b>
Game percentages		(34.4)	(35.7)	(68.4)							

Attendance: 11,213 Officials: Jones, Summers, Perlman  
 Technical Fouls: None

Drake	37	36	-	73
New Mexico	40	20	-	60

**#2 Pepperdine 69**  
**NEW MEXICO 81**

March 12, 1999 | Albuquerque  
 WNIT | First Round

Pepperdine Name	MP	FG-A	3P-A	FT-A	REB	PF	A	TO	B	S	TP
Braxton	5	0-0	0-0	0-0	0	0	0	0	0	0	1
Crane	36	9-20	0-3	1-2	15	4	1	5	0	5	19
Clark	38	3-16	1-4	4-6	4	2	7	4	0	1	11
Sulenski	6	0-0	0-0	0-0	0	1	0	0	0	0	0
Rigley	27	2-6	1-4	0-0	4	5	2	5	0	0	5
Lembke	23	4-6	0-0	6-6	5	3	0	1	0	0	14
Sackville	0+	0-0	0-0	0-2	0	1	0	0	0	0	0
Richen	6	2-3	0-0	2-2	1	1	0	0	0	0	6
Fields	13	0-1	0-1	0-0	3	1	1	2	0	0	0
Thomas	15	1-1	0-0	0-0	4	3	1	1	0	2	0
Morgan	15	4-11	0-0	0-0	6	4	0	1	0	0	8
Frank	16	1-4	0-0	2-2	0	1	1	0	0	2	4
Team					2						
<b>TOTALS</b>	<b>200</b>	<b>26-68</b>	<b>2-12</b>	<b>15-20</b>	<b>44</b>	<b>26</b>	<b>13</b>	<b>19</b>	<b>1</b>	<b>9</b>	<b>69</b>
Game percentages		(38.2)	(16.7)	(75.0)							

New Mexico Name	MP	FG-A	3P-A	FT-A	REB	PF	A	TO	B	S	TP
Loiselle	19	1-4	0-2	0-0	1	0	0	1	0	0	2
McKinnon	24	0-2	0-1	4-6	4	2	1	3	0	3	4
Sanchez	30	8-10	3-3	12-12	8	3	0	0	1	1	31
Cory	4	1-2	1-2	0-0	0	1	0	0	0	0	3
Bryant	27	4-11	0-4	3-5	4	4	0	0	0	1	11
Learson	2	0-0	0-0	0-0	0	0	0	0	0	0	0
Nash	27	2-5	2-4	2-2	0	1	3	2	0	0	8
Kern	22	4-9	0-0	0-1	5	2	7	3	2	2	8
Williams	13	1-5	0-0	2-2	1	1	0	2	0	1	4
Bocock	13	2-6	0-0	0-0	5	3	1	4	0	0	4
Heckroth	19	2-4	0-0	2-2	2	2	1	0	0	0	6
Team					5						
<b>TOTALS</b>	<b>200</b>	<b>28-58</b>	<b>6-16</b>	<b>25-30</b>	<b>35</b>	<b>19</b>	<b>13</b>	<b>15</b>	<b>4</b>	<b>8</b>	<b>81</b>
Game percentages		(43.1)	(37.5)	(83.3)							

Attendance: 9,254 Officials: Castle, Johnson, Petty  
 Technical Fouls: None

Pepperdine	39	30	-	69
New Mexico	37	44	-	81

**#5 Long Beach St. 87**  
**NEW MEXICO 63**

March 16, 2000 | Albuquerque  
 WNIT | First Round

Long Beach State Name	MP	FG-A	3P-A	FT-A	REB	PF	A	TO	B	S	TP
Givens	16	2-2	0-0	4-4	3	4	1	1	1	2	8
Bailey	12	3-4	0-0	2-2	5	5	0	1	0	2	8
Smith	27	8-16	0-0	9-11	10	3	0	1	4	2	25
Cooper	22	2-6	0-1	2-2	1	0	4	0	1	6	6
Inoue	18	1-3	0-1	0-0	1	4	5	2	0	2	2
Wade	18	3-4	0-0	2-4	1	0	2	0	0	3	8
Sula	21	7-9	4-4	0-0	4	3	3	3	0	1	18
Starks	4	0-0	0-0	0-0	1	0	1	5	0	0	0
Sanchez	9	2-3	0-0	0-0	1	0	0	1	0	0	4
Hogan	15	0-1	0-1	0-0	4	2	3	0	0	1	0
Legaux	5	0-1	0-0	0-0	1	0	1	3	0	0	0
Costello	12	0-2	0-1	0-2	0	1	0	2	0	1	0
Moore	21	4-10	0-0	0-0	6	1	2	0	0	1	8
Team					2						
<b>TOTALS</b>	<b>200</b>	<b>32-61</b>	<b>4-8</b>	<b>19-25</b>	<b>40</b>	<b>23</b>	<b>22</b>	<b>23</b>	<b>5</b>	<b>16</b>	<b>87</b>
Game percentages		(52.5)	(50.0)	(76.0)							

New Mexico Name	MP	FG-A	3P-A	FT-A	REB	PF	A	TO	B	S	TP
Sanchez	17	2-8	0-5	1-2	3	0	1	1	0	2	5
Grear	26	1-2	0-0	3-6	3	1	1	4	0	4	5
Adams	24	4-9	1-3	2-2	7	3	0	2	4	0	11
McKinnon	14	0-3	0-0	2-5	0	1	0	6	0	1	2
Heckroth	26	1-2	1-1	0-1	1	1	1	0	0	0	3
Roberts	4	1-1	0-0	0-1	1	1	0	0	0	0	2
Ewing	9	1-4	0-2	3-4	4	1	0	0	0	1	5
Bryant	19	1-6	0-0	3-4	5	3	0	2	0	0	5
Garcia	11	3-7	2-5	0-2	0	1	1	3	0	2	8
Nash	15	2-4	1-3	2-2	0	1	2	5	0	0	7
Williams	12	1-2	0-0	0-2	2	4	0	0	1	1	2
Bocock	23	4-6	0-0	0-0	8	3	4	0	0	1	8
Team					2						
<b>TOTALS</b>	<b>200</b>	<b>21-54</b>	<b>5-19</b>	<b>16-31</b>	<b>36</b>	<b>20</b>	<b>11</b>	<b>29</b>	<b>5</b>	<b>14</b>	<b>63</b>
Game percentages		(38.9)	(26.3)	(51.6)							

**#7 Arizona 62**  
**NEW MEXICO 75**

March 17, 2001 | Albuquerque  
WNIT | Second Round

Name	MP	FG-A	3P-A	FT-A	REB	PF	A	TO	B	S	TP
Arizona											
James	30	8-9	0-0	3-4	9	5	0	3	3	2	19
Pickney	33	5-7	0-0	4-6	4	3	1	3	1	2	14
Allen	38	3-15	1-6	3-3	2	4	1	2	0	3	10
Bristol	36	4-15	1-9	0-0	5	2	6	4	0	3	9
Gryzb	35	2-6	1-5	0-0	2	4	5	1	0	0	5
Chesney	6	0-3	0-1	0-0	2	0	1	0	0	0	0
Taylor	11	0-3	0-0	1-2	4	3	0	3	0	0	1
Mitchell	11	2-2	0-0	0-1	2	3	1	0	0	0	4
Team					2						
<b>TOTALS</b>	<b>200</b>	<b>24-60</b>	<b>3-21</b>	<b>11-16</b>	<b>33</b>	<b>22</b>	<b>14</b>	<b>16</b>	<b>4</b>	<b>10</b>	<b>62</b>
Game percentages		(40.0)	(14.3)	(68.8)							

Name	MP	FG-A	3P-A	FT-A	REB	PF	A	TO	B	S	TP
New Mexico											
Sanchez	32	4-9	4-8	1-2	4	1	1	4	1	0	13
Great	32	7-10	1-1	4-5	7	1	0	1	0	2	18
Adams	30	6-15	1-1	4-7	11	4	3	0	1	2	17
McKinnon	26	2-4	1-1	7-8	5	3	5	2	0	0	12
Heckroth	33	2-6	0-2	3-4	3	2	4	5	0	2	7
Ewing	1	0-0	0-0	2-2	1	0	0	1	0	0	2
Garcia	8	0-2	0-0	1-0	1	0	3	0	0	1	1
Forest	2	0-0	0-0	0-0	0	1	0	0	0	0	0
Bocock	7	0-1	0-0	0-0	1	1	0	0	0	0	0
Williams	18	1-5	0-0	1-2	2	2	1	0	0	0	3
McLeod	11	0-0	0-0	2-3	1	1	3	0	0	0	2
Team					3						
<b>TOTALS</b>	<b>200</b>	<b>22-52</b>	<b>6-15</b>	<b>25-35</b>	<b>38</b>	<b>16</b>	<b>18</b>	<b>17</b>	<b>2</b>	<b>7</b>	<b>75</b>
Game percentages		(42.3)	(40.0)	(71.4)							

Attendance: 5,938 Officials: Castle, Ruybalid, Johnson  
Technical Fouls: None

Arizona	32	30	-	62
New Mexico	38	37	-	75

**#10 Ohio State 62**  
**NEW MEXICO 61**

March 28, 2001 | Albuquerque  
WNIT | Championship Game

Name	MP	FG-A	3P-A	FT-A	REB	PF	A	TO	B	S	TP
Ohio State											
Shackleford	22	0-3	0-0	4-4	5	3	0	1	1	1	4
Coleman	27	5-9	0-0	3-4	9	3	1	2	0	2	13
Brown	23	1-8	0-0	0-1	2	2	1	0	0	1	2
Lewis	40	7-17	4-11	1-2	6	3	6	4	0	5	19
Shenk	29	2-8	0-4	2-2	2	6	1	1	0	0	6
Bale	6	0-1	0-0	0-0	0	1	0	0	0	0	0
Stanhope	8	0-1	0-0	0-0	1	1	0	1	0	0	0
Matter	19	3-6	1-2	2-2	1	1	0	0	0	0	3
Reynolds	16	1-7	0-2	1-2	3	1	0	0	0	0	3
Haynam	10	1-2	0-0	4-4	2	1	0	0	0	0	6
Team					4						
<b>TOTALS</b>	<b>200</b>	<b>20-62</b>	<b>5-19</b>	<b>17-21</b>	<b>35</b>	<b>18</b>	<b>9</b>	<b>10</b>	<b>1</b>	<b>10</b>	<b>62</b>
Game percentages		(32.3)	(26.3)	(81.0)							

Name	MP	FG-A	3P-A	FT-A	REB	PF	A	TO	B	S	TP
New Mexico											
Sanchez	35	4-10	3-7	2-3	11	3	3	1	1	1	13
Great	33	4-8	0-1	0-0	15	2	3	4	2	1	8
Adams	30	7-10	1-2	5-6	3	3	1	1	7	1	20
McKinnon	10	1-6	0-0	2-2	3	5	2	1	0	0	4
Heckroth	39	1-5	0-1	3-4	2	1	6	7	0	3	5
Ewing	7	0-4	0-2	0-0	0	0	1	0	0	1	0
Garcia	4	0-1	0-0	0-0	0	1	0	0	0	0	0
Bocock	8	0-0	0-0	2-2	0	1	0	0	2	0	2
Williams	9	2-2	0-0	0-0	2	1	0	0	0	0	4
McLeod	25	2-4	0-1	1-1	2	2	0	4	0	0	5
Team					2						
<b>TOTALS</b>	<b>200</b>	<b>21-50</b>	<b>4-14</b>	<b>15-18</b>	<b>40</b>	<b>19</b>	<b>16</b>	<b>19</b>	<b>12</b>	<b>7</b>	<b>61</b>
Game percentages		(42.0)	(28.6)	(83.3)							

Attendance: 18,018 Officials: Adams, Fujimoto, Enterline  
Technical Fouls: None

Ohio State	24	38	-	62
New Mexico	32	29	-	61

**#8 UAB 55**  
**NEW MEXICO 77**

March 21, 2001 | Albuquerque  
WNIT | Quarterfinals

Name	MP	FG-A	3P-A	FT-A	REB	PF	A	TO	B	S	TP
UAB											
Thrash	31	5-12	1-3	2-4	2	4	2	2	0	0	13
Jackson	39	5-19	1-5	5-6	9	2	0	4	0	0	16
Rhodes	29	4-8	0-0	2-2	5	3	1	1	2	1	10
Stallings	19	0-3	0-3	0-0	1	3	0	0	0	0	0
Jeter	38	2-4	0-1	0-0	3	3	3	1	0	1	4
White	5	0-0	0-0	0-0	0	0	1	0	0	0	0
Graham	6	0-3	0-3	0-0	0	0	0	0	0	0	1
Thomas	18	2-5	0-1	3-4	5	2	3	3	0	0	7
Smith	13	2-3	0-0	1-1	3	2	0	1	0	0	5
Brown	2	0-1	0-0	0-0	1	0	0	0	0	0	2
Team					4						
<b>TOTALS</b>	<b>200</b>	<b>20-58</b>	<b>2-16</b>	<b>13-17</b>	<b>33</b>	<b>19</b>	<b>10</b>	<b>13</b>	<b>2</b>	<b>3</b>	<b>55</b>
Game percentages		(34.5)	(12.5)	(76.5)							

Name	MP	FG-A	3P-A	FT-A	REB	PF	A	TO	B	S	TP
New Mexico											
Sanchez	35	2-8	1-7	4-4	9	0	1	1	2	1	9
Great	32	6-7	1-1	0-1	8	3	1	3	1	1	13
Adams	22	8-17	0-2	4-4	3	4	2	0	1	0	20
McKinnon	28	5-8	1-3	4-4	3	1	9	0	0	2	15
Heckroth	28	3-4	1-2	0-0	2	1	6	1	0	2	7
Ewing	6	0-3	0-1	0-2	2	1	0	0	0	0	0
Garcia	5	1-2	1-1	0-0	1	1	0	1	0	0	3
Forest	2	0-1	0-0	0-0	0	0	0	0	0	0	0
Bocock	7	0-1	0-0	0-0	2	0	1	1	0	0	0
Williams	13	0-0	0-0	4-6	2	1	2	1	0	1	4
McLeod	12	2-3	2-2	0-0	0	4	1	0	0	1	6
Team					4						
<b>TOTALS</b>	<b>200</b>	<b>27-54</b>	<b>7-19</b>	<b>16-21</b>	<b>36</b>	<b>15</b>	<b>24</b>	<b>8</b>	<b>4</b>	<b>8</b>	<b>77</b>
Game percentages		(50.0)	(36.8)	(76.2)							

Attendance: 6,796 Officials: Campbell, Contreras, Miller  
Technical Fouls: None

UAB	26	29	-	55
New Mexico	34	43	-	77

**#11 Norte Dame 58**  
**NEW MEXICO 44**

March 15, 2002 | Knoxville, Tenn.  
NCAA | First Round

Name	MP	FG-A	3P-A	FT-A	REB	PF	A	TO	B	S	TP
New Mexico											
Great	34	1-2	0-0	2-6	6	3	0	5	0	2	4
Arndt	27	2-7	0-0	2-2	4	1	0	3	0	0	6
Adams	13	3-8	1-1	0-0	1	1	1	3	1	0	7
McKinnon	17	2-4	1-1	0-0	5	3	1	0	0	2	5
Moore	37	5-11	0-2	0-0	4	3	4	4	0	3	10
Shaw	25	0-6	0-1	0-1	1	2	1	0	0	0	0
Forest	20	5-10	2-3	0-0	5	2	0	2	0	1	12
Adams	21	0-3	0-1	0-0	4	3	0	1	2	0	0
McLeod	6	0-0	0-0	0-0	0	0	0	0	0	0	0
Team					5						
<b>TOTALS</b>	<b>200</b>	<b>18-51</b>	<b>4-9</b>	<b>4-9</b>	<b>35</b>	<b>18</b>	<b>7</b>	<b>18</b>	<b>3</b>	<b>8</b>	<b>44</b>
Game percentages		(35.3)	(44.4)	(44.4)							

Name	MP	FG-A	3P-A	FT-A	REB	PF	A	TO	B	S	TP
Notre Dame											
Haney	23	0-3	0-0	0-3	6	3	0	2	1	0	0
Fleeky	19	2-4	0-0	1-2	5	0	2	0	1	2	5
Barksdale	16	1-3	0-0	2-2	5	2	0	0	2	0	4
Severe	31	1-4	0-0	7-8	4	1	3	2	0	3	9
Ratay	38	6-16	2-6	0-0	5	0	1	2	0	0	14
Joyce	12	1-3	1-2	0-0	1	0	0	0	0	1	3
Krause	1	0-0	0-0	0-0	0	0	0	0	0	0	0
Swanson	1	0-0	0-0	0-0	0	0	0	0	0	0	0
Borton	19	4-5	0-0	0-0	2	3	2	2	1	1	8
Batteast	27	6-12	1-4	0-4	5	3	1	4	1	2	13
Wicks	10	0-0	0-0	0-0	0	1	1	1	0	0	0
Bustamante	3	1-1	0-0	0-0	0	0	0	0	0	0	2
Team					1						
<b>TOTALS</b>	<b>200</b>	<b>22-51</b>	<b>4-12</b>	<b>10-19</b>	<b>34</b>	<b>13</b>	<b>10</b>	<b>13</b>	<b>6</b>	<b>9</b>	<b>58</b>
Game percentages		(43.1)	(33.3)	(52.6)							

Officials: McKinney, Watford, Riordan  
Technical Fouls: None

New Mexico	33	11	-	44
Notre Dame	30	28	-	58

**#9 Hawaii 43**  
**NEW MEXICO 68**

March 24, 2001 | Albuquerque  
WNIT | Semifinal Round

Name	MP	FG-A	3P-A	FT-A	REB	PF	A	TO	B	S	TP
Hawaii											
Roper	17	1-2	0-0	0-0	2	4	0	2	3	1	2
Lee	36	4-12	2-6	5-8	4	1	1	3	0	3	15
Puida	29	4-11	1-4	2-2	2</						



**#19 UW-Green Bay 59**  
**NEW MEXICO 52**  
 March 18, 2007 | Hartford, Conn.  
 NCAA | First Round

UW-Green Bay (29-3)

Name	MP	FG-A	3P-A	FT-A	REB	PF	A	TO	B	S	TP
Souls	27	6-10	0-2	3-4	5	2	0	3	2	4	15
Groh	37	1-6	0-3	6-8	2	2	4	2	0	0	8
Berglin	32	3-11	1-6	4-4	7	2	4	1	0	1	11
Porath	36	1-3	0-1	0-0	4	2	2	3	0	1	2
Popp	24	6-9	2-4	0-0	5	3	1	2	1	0	14
Harty	12	1-4	0-1	0-0	1	2	0	1	0	0	2
Glover	13	2-5	0-0	0-2	4	2	0	1	0	0	4
Templin	19	1-6	1-3	0-2	7	2	1	0	1	1	3
Team					5						
<b>TOTALS</b>	<b>200</b>	<b>21-54</b>	<b>4-20</b>	<b>13-20</b>	<b>40</b>	<b>17</b>	<b>12</b>	<b>13</b>	<b>4</b>	<b>7</b>	<b>59</b>

Game percentages (38.9) (20.0) (65.0)

New Mexico (24-9)

Name	MP	FG-A	3P-A	FT-A	REB	PF	A	TO	B	S	TP
E-Nunu	12	0-2	0-0	0-0	1	4	0	1	1	0	0
Marsh	30	3-9	0-0	4-8	3	0	0	2	1	1	10
Montgomery	34	3-10	3-9	2-2	5	2	2	4	0	3	11
Briody	26	3-8	2-5	3-5	6	2	0	6	1	0	11
Kimble	37	3-11	1-6	1-2	8	1	0	1	0	5	8
Beggin	26	1-5	0-2	1-2	2	4	2	0	0	1	3
Shelter	9	2-5	1-2	0-0	3	2	0	0	0	0	5
Kast	2	0-0	0-0	0-0	1	1	1	0	0	0	0
Hartill	24	2-4	0-0	0-0	3	1	1	2	0	0	4
Team					4						
<b>TOTALS</b>	<b>200</b>	<b>17-54</b>	<b>7-24</b>	<b>11-19</b>	<b>36</b>	<b>17</b>	<b>6</b>	<b>16</b>	<b>3</b>	<b>10</b>	<b>52</b>

Game percentages (31.5) (29.2) (57.9)

Attendance: N/A Officials: DeMayo, Vaszily, Aliberti  
 Technical Fouls: None

UW-Green Bay	26	33	-	59
New Mexico	29	23	-	52

**#20 West Virginia 61**  
**NEW MEXICO 60**  
 March 22, 2008 | Albuquerque  
 NCAA | First Round

New Mexico (20-13)

Name	MP	FG-A	3P-A	FT-A	REB	PF	A	TO	B	S	TP
Marsh	33	3-13	0-0	6-7	7	3	2	1	1	0	12
Kimble	40	6-15	5-9	2-2	10	3	3	1	0	1	19
Hartill	31	2-6	1-4	2-2	2	2	3	0	2	2	7
Weissmann	12	0-1	0-1	0-0	3	1	0	1	0	0	0
Beggin	40	3-10	2-9	3-4	4	2	5	0	0	2	11
Adamson	14	2-3	0-1	0-1	0	0	0	0	1	0	4
Jackson	9	2-3	1-2	0-0	0	0	0	0	2	0	5
Torrance	1	0-0	0-0	0-0	0	0	0	0	0	0	0
Best	4	0-0	0-0	0-0	0	0	0	0	0	0	0
Kielpinski	16	1-1	0-0	0-0	1	3	0	1	0	0	2
Team					1						
<b>TOTALS</b>	<b>200</b>	<b>19-52</b>	<b>9-26</b>	<b>13-16</b>	<b>28</b>	<b>14</b>	<b>13</b>	<b>11</b>	<b>4</b>	<b>5</b>	<b>60</b>

Game percentages (36.5) (34.6) (81.3)

West Virginia (25-7)

Name	MP	FG-A	3P-A	FT-A	REB	PF	A	TO	B	S	TP
Bulger	27	4-13	1-5	0-0	2	4	2	2	0	1	9
Cole	37	9-12	1-3	3-3	11	3	3	3	2	1	22
Sanni	20	4-9	0-0	0-2	8	4	1	3	0	0	8
Owens	36	4-12	1-6	4-4	5	2	1	3	0	3	13
Powell	31	0-1	0-0	0-0	1	2	2	1	0	2	0
Davis	24	2-8	2-4	2-2	1	0	1	2	0	1	8
Goodley	7	0-0	0-0	0-0	0	1	1	0	0	0	0
Repella	4	0-1	0-1	1-2	1	0	0	0	0	0	1
Smith	0+	0-0	0-0	0-0	0	0	0	0	0	0	0
Joye	14	0-0	0-0	0-0	1	3	2	1	0	0	0
Team					11						
<b>TOTALS</b>	<b>200</b>	<b>23-56</b>	<b>5-19</b>	<b>10-13</b>	<b>41</b>	<b>19</b>	<b>13</b>	<b>15</b>	<b>2</b>	<b>8</b>	<b>61</b>

Game percentages (41.1) (26.3) (76.9)

Attendance: 9,613 Officials: Courteau, Small, Caudle  
 Technical Fouls: None

New Mexico	29	31	-	60
West Virginia	36	25	-	61

**#21 Southern 44**  
**NEW MEXICO 72**  
 March 18, 2009 | Albuquerque  
 WNIT | First Round

Southern (16-14)

Name	MP	FG-A	3P-A	FT-A	REB	PF	A	TO	B	S	TP
Floyd	26	3-6	0-0	0-0	7	1	0	1	1	1	6
Griffin	17	1-4	0-0	0-0	4	3	2	0	0	0	2
Jackson	33	4-17	0-3	0-0	5	2	1	2	1	0	8
Brown	19	2-6	2-4	0-0	1	2	2	5	0	0	6
Foster	30	4-14	0-0	0-0	6	3	0	1	1	1	8
Henderson	6	0-0	0-0	0-0	0	0	0	0	0	0	0
Augerson	25	2-5	2-3	1-2	2	1	2	5	0	5	7
Kador	20	1-7	1-4	0-0	1	3	0	1	0	0	3
Hicks	9	0-1	0-0	0-0	0	1	0	0	0	0	0
Scott	15	2-6	0-0	0-0	7	3	1	0	2	1	4
Team					5						
<b>TOTALS</b>	<b>200</b>	<b>19-66</b>	<b>5-14</b>	<b>1-2</b>	<b>28</b>	<b>18</b>	<b>9</b>	<b>15</b>	<b>5</b>	<b>9</b>	<b>44</b>

Game percentages (28.8) (35.7) (50.0)

New Mexico (23-10)

Name	MP	FG-A	3P-A	FT-A	REB	PF	A	TO	B	S	TP
Weissman	11	1-4	0-1	0-0	2	0	2	1	0	0	2
Best	14	1-2	0-0	0-0	5	0	0	2	0	1	2
Hartill	27	5-11	1-3	0-1	8	0	3	1	0	0	11
Beggin	31	3-8	0-4	9-9	4	1	5	3	0	3	15
Adamson	23	6-9	2-2	0-0	2	0	1	0	0	0	14
Taylor	13	2-4	2-3	0-0	2	0	0	0	0	1	6
Nelson	12	0-2	0-1	1-3	3	1	1	1	0	2	1
Halasz	18	1-3	0-0	2-2	5	1	3	2	0	1	4
Jackson	21	4-5	2-2	0-0	3	0	0	0	0	0	10
Kast	13	2-3	0-0	0-0	2	1	2	0	1	0	4
Kielpinski	17	0-6	0-0	3-4	5	1	1	1	0	1	3
Team					3						
<b>TOTALS</b>	<b>200</b>	<b>25-57</b>	<b>7-16</b>	<b>15-19</b>	<b>44</b>	<b>5</b>	<b>18</b>	<b>11</b>	<b>1</b>	<b>9</b>	<b>72</b>

Game percentages (43.9) (43.8) (78.9)

Attendance: 3,105 Officials: Hill, Williams, Martinez  
 Technical Fouls: None

Southern	15	29	-	44
New Mexico	38	34	-	72

**#22 Nebraska 43**  
**NEW MEXICO 54**  
 March 25, 2009 | Rio Rancho  
 WNIT | Second Round

Nebraska (15-16)

Name	MP	FG-A	3P-A	FT-A	REB	PF	A	TO	B	S	TP
Montgomery	34	5-17	3-6	4-4	7	1	0	3	0	1	17
Redmon	26	2-5	0-0	1-3	7	1	1	1	5	1	5
Turner	21	1-6	0-3	1-2	5	4	1	1	1	1	3
Kelley	30	1-4	1-2	2-4	2	1	1	2	0	1	6
Hester	16	0-3	0-0	2-2	1	4	1	3	0	1	2
Burke	15	1-2	1-1	0-0	3	1	1	3	0	1	3
Neals	22	1-4	1-4	0-0	2	0	3	1	0	1	3
Kuhlmann	20	0-2	0-1	4-4	1	1	0	2	0	1	4
Whittaker	2	0-2	0-1	0-0	0	0	0	0	0	0	0
Periago	14	0-2	0-1	0-0	4	1	0	1	1	0	0
Team					4						
<b>TOTALS</b>	<b>200</b>	<b>11-47</b>	<b>6-19</b>	<b>15-19</b>	<b>36</b>	<b>14</b>	<b>8</b>	<b>17</b>	<b>7</b>	<b>9</b>	<b>43</b>

Game percentages (23.4) (31.6) (78.9)

New Mexico (24-10)

Name	MP	FG-A	3P-A	FT-A	REB	PF	A	TO	B	S	TP
Weissman	20	2-6	0-0	3-4	5	1	1	1	2	3	7
Adamson	33	0-6	0-2	0-0	7	3	3	2	1	3	0
Hartill	38	6-11	3-4	3-4	4	4	2	3	0	1	18
Beggin	40	10-19	3-8	2-4	6	1	3	2	1	0	25
Best	26	0-6	0-1	0-0	11	2	3	1	0	0	3
Taylor	3	0-0	0-0	0-0	0	2	0	0	0	0	0
Nelson	6	0-0	0-0	0-0	0	1	0	1	0	1	0
Halasz	14	0-8	0-3	0-0	3	1	0	1	1	1	0
Jackson	11	1-2	0-0	0-0	1	1	2	1	0	0	2
Kast	3	1-2	0-0	0-0	0	0	0	1	0	0	2
Kielpinski	6	0-1	0-0	0-0	2	0	0	0	0	0	0
Team					6						
<b>TOTALS</b>	<b>200</b>	<b>20-61</b>	<b>6-18</b>	<b>8-12</b>	<b>45</b>	<b>16</b>	<b>14</b>	<b>13</b>	<b>5</b>	<b>12</b>	<b>54</b>

Game percentages (32.8) (33.3) (66.7)

Attendance: 4,499 Officials: Campbell, Jones, Hall  
 Technical Fouls: None

Nebraska	23	20	-	43
New Mexico	28	26	-	54

**#23 Oregon State 56**  
**NEW MEXICO 61**  
 March 27, 2009 | Rio Rancho  
 WNIT | Third Round

Oregon State (20-12)

Name	MP	FG-A	3P-A	FT-A	REB	PF	A	TO	B	S	TP
Tillerman	32	2-4	0-0	0-0	10	2	4	2	3	0	2
Ducker	20	4-8	0-0	3-4	7	4	1	2	1	0	11
Fox-Griffin	40	3-7	0-0	2-2	4	2	1	0	0	1	8
Rhea	27	4-10	0-3	0-0	1	3	4	2	0	0	8
Davis	37	7-21	3-9	2-2	1	2	3	4	0	1	19
Mitchell	17	2-6	0-0	0-0	2	5	0	3	0	0	4
Futch	1	0-0	0-0	0-0	0	0	0	0	0	0	0
Kennedy	17	0-3	0-0	0-0	2	3	2	1	1	1	0
Burdick	9	1-2	0-0	0-0	3	1	0	0	1	0	2
Nichols	0	0-0	0-0	0-0	0	0	0	0	1	0	0
Team					5						
<b>TOTALS</b>	<b>200</b>	<b>23-61</b>	<b>3-12</b>	<b>7-8</b>	<b>35</b>	<b>22</b>	<b>13</b>	<b>15</b>	<b>4</b>	<b>5</b>	<b>56</b>

Game percentages (37.7) (25.0) (87.5)

New Mexico (25-10)

Name	MP	FG-A	3P-A	FT-A	REB	PF	A	TO	B	S
------	----	------	------	------	-----	----	---	----	---	---

**#25 SMU** **51**  
**NEW MEXICO** **66**  
 March 17, 2010 | Albuquerque  
 WNIT | First Round

SMU (20-11)												
Name	MP	FG-A	3P-A	FT-A	REB	PF	A	TO	B	S	TP	
Elliott	30	4-10	0-0	3-4	11	1	0	2	1	1	11	
Severin	32	1-1	0-0	1-2	6	0	0	4	0	0	6	
Gilliam	34	4-15	0-5	6-6	7	2	6	4	1	2	14	
Day	25	6-12	0-1	0-0	4	3	0	2	0	0	12	
Samuels	37	2-11	0-5	7-7	1	1	0	1	0	1	11	
Brandenburg	7	0-2	0-1	0-0	1	0	0	0	0	0	0	
Filmore	16	0-4	0-2	0-0	3	1	1	0	0	0	0	
Mahnesmith	13	0-3	0-3	0-0	1	0	0	1	0	0	0	
Shelton	6	0-1	0-0	0-0	1	2	0	2	0	0	0	
Team					6							
<b>TOTALS</b>	<b>200</b>	<b>17-59</b>	<b>0-17</b>	<b>17-19</b>	<b>41</b>	<b>10</b>	<b>7</b>	<b>16</b>	<b>2</b>	<b>4</b>	<b>51</b>	
Game percentages	(28.8)	(0.0)	(89.5)									

New Mexico (19-12)												
Name	MP	FG-A	3P-A	FT-A	REB	PF	A	TO	B	S	TP	
Weissmann	17	0-1	0-1	0-0	1	1	2	0	0	0	0	
Kielpinski	23	1-6	1-2	0-0	4	3	1	1	2	4	3	
Beggin	37	4-11	2-7	0-0	4	1	6	0	0	2	10	
Halasz	28	7-14	0-0	3-4	5	0	2	2	2	0	17	
Best	23	3-5	1-1	0-0	3	0	2	3	0	1	7	
Taylor	15	4-5	2-2	3-3	3	1	1	1	0	0	13	
Nelson	5	0-0	0-0	0-0	1	2	0	2	0	0	0	
Erskine	4	0-0	0-0	0-0	1	0	0	0	1	0	0	
Jackson	10	0-3	0-1	0-0	1	0	2	1	0	0	0	
Torrance	19	1-3	1-1	0-2	5	0	3	2	2	1	3	
Durbin	2	0-1	0-0	0-0	1	0	0	0	0	0	0	
Kast	16	6-9	1-2	0-0	3	2	1	0	1	0	13	
Stark	1	0-0	0-0	0-0	0	0	0	0	0	0	0	
Team					3							
<b>TOTALS</b>	<b>200</b>	<b>26-58</b>	<b>8-17</b>	<b>6-9</b>	<b>35</b>	<b>10</b>	<b>20</b>	<b>12</b>	<b>6</b>	<b>9</b>	<b>66</b>	
Game percentages	(44.8)	(47.1)	(66.7)									

Attendance: 1,944 Officials: Parrish, Foutz, Martinez  
 Technical Fouls: None

SMU	27	24	-	51
New Mexico	32	34	-	66

**#26 Oregon** **93**  
**NEW MEXICO** **67**  
 March 23, 2010 | Eugene, Ore.  
 WNIT | Second Round

New Mexico (19-13)												
Name	MP	FG-A	3P-A	FT-A	REB	PF	A	TO	B	S	TP	
Weissmann	10	0-3	0-2	0-0	3	3	0	0	0	0	0	
Best	30	6-16	1-3	5-6	3	2	2	2	1	0	18	
Kielpinski	28	3-8	0-0	0-0	6	1	2	1	0	1	6	
Beggin	25	3-7	2-5	0-0	6	2	0	0	0	0	8	
Halasz	21	3-7	0-0	5-6	7	3	1	5	0	0	11	
Taylor	17	1-5	0-2	2-3	2	1	1	3	0	0	4	
Nelson	21	4-5	3-4	0-0	1	0	0	0	0	0	11	
Erskine	9	1-2	0-0	2-2	0	1	1	0	1	0	4	
Jackson	11	1-2	0-0	0-0	1	0	1	1	1	0	2	
Torrance	14	0-2	0-0	0-0	4	1	2	3	1	2	0	
Durbin	6	0-1	0-1	1-2	1	0	0	0	0	0	1	
Kast	7	1-4	0-0	0-0	1	1	0	0	0	0	2	
Stark	1	0-0	0-0	0-0	0	1	0	0	0	0	0	
Team					4							
<b>TOTALS</b>	<b>200</b>	<b>23-62</b>	<b>6-17</b>	<b>15-19</b>	<b>39</b>	<b>16</b>	<b>10</b>	<b>15</b>	<b>4</b>	<b>3</b>	<b>67</b>	
Game percentages	(37.1)	(35.3)	(85.7)									

Oregon (18-15)												
Name	MP	FG-A	3P-A	FT-A	REB	PF	A	TO	B	S	TP	
Cocks	27	0-4	0-2	1-2	3	3	5	1	0	0	1	
Kenyon	27	5-11	4-6	4-5	4	2	0	2	0	0	18	
Johnson	27	9-16	1-5	3-3	13	3	1	2	4	1	22	
Lilley	31	12-25	7-18	7-8	5	0	2	0	3	2	38	
Jackson	24	1-5	0-1	0-0	8	1	8	4	0	1	2	
Stanulis	0+	0-0	0-0	0-0	0	1	0	0	0	0	0	
Fallin	4	1-2	0-1	0-0	2	0	0	0	0	0	2	
Ironmonger	2	1-1	0-0	0-1	1	0	0	0	0	0	2	
Flynn	2	0-1	0-0	0-0	0	0	0	0	0	0	0	
Thomas	12	0-3	0-0	0-0	0	1	0	0	1	1	0	
Holliday	23	0-2	0-0	0-0	5	1	0	1	0	1	0	
Canepa	21	4-7	0-0	0-0	5	4	0	2	1	1	8	
Team					3							
<b>TOTALS</b>	<b>200</b>	<b>33-17</b>	<b>12-33</b>	<b>15-19</b>	<b>50</b>	<b>16</b>	<b>16</b>	<b>12</b>	<b>9</b>	<b>7</b>	<b>93</b>	
Game percentages	(42.9)	(36.4)	(78.9)									

Attendance: 2,317 Officials: Davis, Krzesnik, Lasuik  
 Technical Fouls: None

New Mexico	36	31	-	67
Oregon	41	52	-	93

**#27 North Dakota** **51**  
**NEW MEXICO** **54**  
 March 18, 2015 | Albuquerque  
 WBI | First Round

North Dakota (17-15)												
Name	MP	FG-A	3P-A	FT-A	REB	PF	A	TO	B	S	TP	
Loyd	28	4-9	0-0	0-0	4	3	1	1	1	1	0	8
Lauck	30	4-10	1-4	6-7	5	1	0	2	2	2	15	
Szabla	33	4-8	0-1	1-3	3	3	4	3	0	2	9	
Knox	23	1-3	0-0	0-1	1	0	1	4	0	1	2	
Evers	22	3-8	0-0	0-4	10	3	1	2	2	2	6	
Burck	27	1-3	1-2	0-0	5	2	0	0	0	1	3	
Dyer	5	0-1	0-0	0-2	3	0	0	0	2	1	0	
Erskine	23	2-7	0-1	4-4	5	2	0	5	2	1	8	
Sawatzke	6	0-2	0-0	0-0	0	2	1	2	0	0	0	
Kiser	3	0-0	0-0	0-0	0	0	0	0	0	0	0	
Team					2							
<b>TOTALS</b>	<b>200</b>	<b>19-51</b>	<b>2-8</b>	<b>11-21</b>	<b>38</b>	<b>14</b>	<b>8</b>	<b>20</b>	<b>9</b>	<b>10</b>	<b>51</b>	
Game percentages	(37.3)	(25.0)	(52.4)									

New Mexico (21-12)												
Name	MP	FG-A	3P-A	FT-A	REB	PF	A	TO	B	S	TP	
Chavez	26	2-9	0-0	2-2	7	1	1	2	2	0	6	
Shumpert	22	3-9	0-0	2-2	5	3	0	2	0	3	8	
Beynon	20	3-7	0-2	0-0	5	2	4	3	0	1	6	
Owens	30	4-7	1-1	0-1	2	2	3	3	0	1	9	
Brown	20	5-8	1-3	1-2	1	4	1	5	2	1	12	
Allemand	3	0-0	0-0	0-0	1	0	0	1	0	0	0	
Pye	22	2-5	2-3	1-1	2	1	1	0	0	1	6	
Greenwood	14	2-8	0-0	0-0	2	0	1	1	0	0	4	
Bovero	12	0-1	0-1	0-0	4	2	1	0	0	0	0	
Bryan	13	1-1	0-0	0-0	0	0	0	0	0	1	2	
Keller	18	0-0	0-0	1-2	2	3	0	0	3	0	1	
Team					1							
<b>TOTALS</b>	<b>200</b>	<b>22-55</b>	<b>4-10</b>	<b>6-10</b>	<b>32</b>	<b>18</b>	<b>12</b>	<b>17</b>	<b>7</b>	<b>8</b>	<b>54</b>	
Game percentages	(40.0)	(40.0)	(60.0)									

Attendance: 1,471 Officials: Scofield, Jones, Stevens  
 Technical Fouls: None

North Dakota	24	27	-	51
New Mexico	33	21	-	54

**#28 Oral Roberts** **63**  
**NEW MEXICO** **61**  
 March 23, 2015 | Albuquerque  
 WBI | Second Round

Oral Roberts (18-15)												
Name	MP	FG-A	3P-A	FT-A	REB	PF	A	TO	B	S	TP	
Ihim	31	5-8	0-0	0-1	8	2	0	3	0	1	10	
McIntyre	28	5-13	0-0	5-8	14	5	2	2	7	0	15	
Jackson	34	3-11	1-4	5-5	5	3	1	2	0	1	12	
Doyle	18	2-3	1-2	2-2	4	5	1	1	0	0	7	
Balla, D	29	1-6	0-4	5-6	4	2	1	1	0	0	7	
Oliver	17	1-2	1-2	0-0	1	0	0	1	0	0	3	
Manuel	11	0-0	0-0	0-0	0	1	1	0	0	0	0	
Lopez	3	0-0	0-0	2-2	0	1	1	0	0	0	2	
Gilbert	19	1-3	0-0	2-4	2	3	2	3	0	1	4	
Balla, B	10	1-2	0-0	1-1	2	4	2	3	0	1	3	
Team					5							
<b>TOTALS</b>	<b>200</b>	<b>19-48</b>	<b>3-12</b>	<b>22-29</b>	<b>45</b>	<b>26</b>	<b>7</b>	<b>19</b>	<b>7</b>	<b>3</b>	<b>63</b>	
Game percentages	(39.6)	(25.0)	(75.9)									

New Mexico (21-13)												
Name	MP	FG-A	3P-A	FT-A	REB	PF	A	TO	B	S	TP	
Shumpert	29	3-11	0-0	7-10	5	1	0	0	0	1	13	
Keller	28	1-5	0-0	0-0	3	4	0	0	4	0	2	
Beynon	31	7-14	1-2	6-10	13	5	1	2	0	2	21	
Owens	32	1-11	0-3	0-1	3	2	7	0	0	3	2	
Brown	31	6-19	1-5	4-6	8	4	1	3	0	2	17	
Pye	7	0-0	0-0	0-2	1	0	0	0	0	0	1	
Greenwood	4	0-0	0-0	2-2	2	0	0	0	0	0	2	
Chavez	16	1-5	0-0	0-0	2	3	0	0	0	0	2	
Bovero	9	1-4	0-0	0-0	2	2	0	0	1	1	2	
Bryan	13	0-1	0-0	0-0	0	1	1	1	0	1	0	
Team					2							
<b>TOTALS</b>	<b>200</b>	<b>20-70</b>	<b>2-11</b>	<b>19-31</b>	<b>41</b>	<b>22</b>	<b>10</b>	<b>6</b>	<b>5</b>	<b>11</b>	<b>61</b>	
Game												

**#31 Rice** **73**  
**NEW MEXICO** **93**

March 20, 2018 | Albuquerque  
WNIT | Second Round

Rice (23-10)												
Name	MP	FG-A	3P-A	FT-A	REB	PF	A	TO	B	S	TP	
Ogwumike	35	11-19	4-8	5-7	10	3	2	4	0	1	31	
Knight	37	3-7	0-1	1-1	2	1	0	1	0	0	7	
Stanton	21	2-3	2-2	0-0	1	1	0	3	0	0	6	
Iademarco	31	2-14	1-8	0-0	4	3	8	4	0	1	5	
Chrisman	20	2-3	0-0	0-0	2	4	0	4	1	0	4	
Ozoude	9	3-5	0-0	2-3	4	1	0	3	0	0	8	
Wiggins	25	2-7	1-4	0-0	2	0	2	1	0	1	5	
Grigsby	18	1-3	0-1	2-2	3	2	0	1	0	0	4	
Bennett	4	1-1	1-1	0-0	1	2	0	1	0	0	3	
Team					3							
<b>TOTALS</b>	<b>200</b>	<b>27-62</b>	<b>9-25</b>	<b>10-13</b>	<b>32</b>	<b>17</b>	<b>12</b>	<b>22</b>	<b>1</b>	<b>3</b>	<b>73</b>	
Game percentages		(39.1)	(46.2)	(43.5)								

New Mexico (25-10)												
Name	MP	FG-A	3P-A	FT-A	REB	PF	A	TO	B	S	TP	
Nunn	29	11-15	0-0	6-6	8	4	0	1	2	0	28	
Beynon	35	6-13	0-3	8-10	5	1	4	6	0	7	20	
Buck	33	7-10	4-7	0-0	0	2	4	1	1	5	18	
Bryan	33	2-5	0-1	2-3	5	3	3	3	0	2	6	
Flye	23	0-3	0-1	0-0	2	2	6	0	0	0	0	
Washington	27	4-9	3-6	0-0	5	2	4	1	0	0	11	
Anderson	15	3-3	0-0	2-2	2	3	1	0	0	0	8	
De La Cerda	1	1-1	0-0	0-0	0-0	0	0	0	0	0	1	
Lines	2	0-1	0-1	0-0	0	0	1	0	0	0	0	
Smith	1	0-0	0-0	0-0	0	0	0	0	0	0	0	
Burleson	1	0-0	0-0	0-0	0	0	0	0	0	0	0	
Team					4							
<b>TOTALS</b>	<b>200</b>	<b>34-60</b>	<b>7-19</b>	<b>18-21</b>	<b>31</b>	<b>17</b>	<b>23</b>	<b>12</b>	<b>3</b>	<b>15</b>	<b>93</b>	
Game percentages		(31.5)	(29.2)	(57.9)								

Attendance: 3,302 Officials: Hall, Muench, Jones  
Technical Fouls: None

Rice	14	11	26	22	73
New Mexico	21	20	28	24	93

**#34 California Baptist** **90**  
**NEW MEXICO** **85**

March 19, 2021 | Fort Worth, Texas  
WNIT | First Round

California Baptist (25-0)												
Name	MP	FG-A	3P-A	FT-A	REB	PF	A	TO	B	S	TP	
Wu, D.	7	0-3	0-0	0-0	2	0	1	1	0	0	0	
Olaeta	36	5-12	0-3	1-2	7	2	14	5	0	1	11	
Dale	11	1-1	1-1	0-0	2	1	1	1	0	2	3	
Neale	29	3-5	3-4	0-0	2	1	5	1	1	1	9	
Palma	16	1-3	0-1	0-0	2	1	1	2	1	0	2	
Wu, T.	26	3-6	2-5	1-4	3	2	1	1	0	0	9	
Klaman	30	3-11	3-10	0-0	4	2	5	3	0	0	9	
Thomas	21	10-11	0-0	2-2	10	2	1	2	1	0	22	
Harper	24	10-15	2-4	3-3	9	2	1	1	2	0	25	
Team					4							
<b>TOTALS</b>	<b>200</b>	<b>36-67</b>	<b>11-28</b>	<b>7-11</b>	<b>45</b>	<b>13</b>	<b>30</b>	<b>17</b>	<b>5</b>	<b>4</b>	<b>90</b>	
Game percentages		(53.7)	(39.3)	(63.6)								

New Mexico (15-5)												
Name	MP	FG-A	3P-A	FT-A	REB	PF	A	TO	B	S	TP	
Carter	20	1-3	0-2	1-4	4	0	2	1	1	0	3	
Hurst	34	3-8	2-5	0-0	4	2	3	0	2	2	8	
Duff, LaTay	32	5-17	2-12	8-8	0	0	1	1	1	1	20	
Duff, LaTor	28	2-4	0-1	0-0	2	0	4	0	0	0	4	
McGruder	15	4-5	1-1	0-0	4	0	1	2	0	1	9	
Robinson	7	1-2	0-0	0-2	4	4	0	1	0	0	2	
van Bennekom	1	0-1	0-0	0-0	0	1	0	0	0	0	0	
De La Cerda	35	11-26	2-7	4-6	7	3	6	1	0	2	28	
Watts	22	3-5	0-2	0-0	4	4	0	0	0	5	6	
Anderson	6	2-5	1-1	0-0	2	0	1	0	0	2	5	
Team					3							
<b>TOTALS</b>	<b>200</b>	<b>32-76</b>	<b>8-31</b>	<b>13-20</b>	<b>34</b>	<b>14</b>	<b>18</b>	<b>6</b>	<b>4</b>	<b>13</b>	<b>85</b>	
Game percentages		(42.1)	(25.8)	(65.0)								

Attendance: 72 Officials: Blow, Vidal, Sherry  
Technical Fouls: None

California Baptist	16	22	30	22	90
New Mexico	21	22	22	20	85

**#32 TCU** **81**  
**NEW MEXICO** **72**

March 22, 2018 | Albuquerque  
WNIT | Third Round

TCU (22-12)												
Name	MP	FG-A	3P-A	FT-A	REB	PF	A	TO	B	S	TP	
Moore	33	7-9	0-0	1-2	9	3	0	0	2	4	15	
Woods	22	5-8	0-0	4-5	1	1	4	5	0	0	14	
Ray	35	4-8	2-3	2-2	6	2	2	5	1	1	12	
Akomolafe	14	3-5	0-0	0-0	2	3	0	0	0	1	6	
Heard	22	1-4	0-0	2-2	4	3	4	5	0	4	4	
Okonkwo	20	6-11	0-2	1-3	9	1	0	0	0	0	13	
Vann	16	2-3	1-2	2-2	5	3	2	3	0	2	7	
Ramirez	14	2-6	1-3	0-0	1	0	4	1	0	0	5	
Coleman	5	1-2	0-0	1-2	1	2	0	0	0	0	3	
Thompson	19	1-7	0-3	0-0	0	2	0	0	0	0	2	
Team					4							
<b>TOTALS</b>	<b>200</b>	<b>32-63</b>	<b>4-13</b>	<b>13-18</b>	<b>42</b>	<b>20</b>	<b>16</b>	<b>19</b>	<b>3</b>	<b>12</b>	<b>81</b>	
Game percentages		(41.9)	(59.4)	(50.8)								

New Mexico (25-11)												
Name	MP	FG-A	3P-A	FT-A	REB	PF	A	TO	B	S	TP	
Buck	38	7-15	4-10	6-6	2	3	2	6	0	2	24	
Beynon	33	8-22	1-5	3-7	10	4	5	4	0	4	20	
Nunn	37	4-4	0-0	6-8	11	2	0	1	1	5	14	
Bryan	29	2-5	1-2	0-0	1	1	0	1	2	2	5	
Flye	24	0-3	0-0	1-2	2	1	3	4	0	1	1	
Washington	32	2-4	1-3	3-4	1	3	1	1	0	0	8	
Anderson	7	0-2	0-1	0-0	0	1	0	1	0	1	0	
Smith	0+	0-0	0-0	0-0	0	0	0	0	0	0	0	
De La Cerda	0+	0-0	0-0	0-0	0	0	0	0	0	0	0	
Team					3							
<b>TOTALS</b>	<b>200</b>	<b>23-55</b>	<b>7-21</b>	<b>19-27</b>	<b>30</b>	<b>15</b>	<b>11</b>	<b>18</b>	<b>3</b>	<b>15</b>	<b>72</b>	
Game percentages		(50.0)	(32.0)	(41.8)								

Attendance: 3,938 Officials: Gubeyan, Krommenhoek, Larence  
Technical Fouls: None

TCU	15	18	29	19	81
New Mexico	22	18	16	16	72

**#33 Denver** **83**  
**NEW MEXICO** **75**

March 21, 2019 | Albuquerque  
WNIT | First Round

Denver (18-13)												
Name	MP	FG-A	3P-A	FT-A	REB	PF	A	TO	B	S	TP	
Nelson	38	11-20	1-3	4-4	12	1	1	1	2	2	27	
Loven	34	8-21	5-18	0-0	1	0	5	1	0	0	21	
Romanowski	35	5-9	3-4	0-0	4	4	9	3	0	0	13	
Gritt	35	3-8	1-3	2-2	5	3	5	3	0	3	9	
Jeffcoat	13	1-4	0-0	0-0	6	5	0	1	0	1	2	
Smith	15	3-8	0-1	2-2	3	2	1	0	0	1	8	
Simental	5	1-2	1-2	0-0	2	0	0	1	0	0	3	
Mech	13	0-3	0-1	0-0	2	0	2	0	1	1	0	
Curtin	7	0-4	0-1	0-0	0	1	1	1	0	0	0	
White	5	0-0	0-0	0-0	4	1	0	2	0	0	0	
Team					12							
<b>TOTALS</b>	<b>200</b>	<b>32-79</b>	<b>11-33</b>	<b>8-8</b>	<b>51</b>	<b>17</b>	<b>24</b>	<b>13</b>	<b>3</b>	<b>8</b>	<b>83</b>	
Game percentages		(39.5)	(41.5)	(40.5)								

New Mexico (24-7)												
Name	MP	FG-A	3P-A	FT-A	REB	PF	A	TO	B	S	TP	
Nunn	29	10-14	0-1	6-6	12	4	0	3	1	0	26	
De La Cerda	40	6-17	3-9	4-4	7	0	4	1	0	1	19	
Everett	34	5-16	0-4	2-3	3	3	6	2	1	3	12	
Hurst	23	1-8	1-6	0-2	1	0	1	1	0	0	3	
McClure	22	1-2	0-0	0-2	8	2	1	1	2	0	2	
Anderson	11	3-5	0-0	0-0	1	1	0	1	0	1	6	
Washington	17	1-6	1-5	0-0	2	1	1	0	0	2	3	
McGruder	18	1-3	0-0	0-2	8	0	0	2	1	2	2	
Lines	1	1-1	0-0	0-0	1	0	0	0	0	0	2	
Noble	5	0-2	0-2	0-0	0	0	0	0	0	0	0	
Mathews	0+	0-0	0-0	0-0	0	0	0	0	0	0	0	
Team					2							
<b>TOTALS</b>	<b>200</b>	<b>29-74</b>	<b>5-27</b>	<b>12-19</b>	<b>45</b>	<b>11</b>	<b>13</b>	<b>12</b>	<b>5</b>	<b>9</b>	<b>75</b>	
Game percentages		(39.0)	(39.4)	(39.2)								

Attendance: 2,875 Officials: Willis, Martinez, Jones  
Technical Fouls: None

Denver	22	19	23	19	83
New Mexico	21	15	18	21	75

HISTORY

# ALL-TIME HEAD-TO-HEAD RESULTS

## ALL-TIME HEAD-TO-HEAD RECORDS

School	All-Time Record	School	All-Time Record	School	All-Time Record
Abilene Christian	0-1	Kentucky	0-1	Southern Illinois	0-1
Adams State	4-0	Lamar	2-0	Southern Utah	4-2
Air Force	44-3	Long Beach State	0-1	Southwest Missouri State	0-1
Alaska-Fairbanks	1-0	Louisiana-Monroe	1-0	Southwest Texas State	1-2
Alcorn State	1-0	Louisiana Tech	0-1	Stanford	0-4
Amarillo College	2-1	Loyola Marymount	6-4	Stephen F. Austin	1-1
American University	1-0	LSU	0-1	TCU	9-12
Arizona	8-10	Marist	1-0	Temple	1-0
Arizona State	8-10	Marquette	2-1	Tennessee State	1-0
Arkansas	1-1	Memphis	1-0	Tennessee Tech	0-3
Arkansas-Pine Bluff	1-0	Metro State	1-0	Texas	3-5
Auburn	0-2	Miami (Fla.)	1-1	Texas A&M	0-3
Ball State	0-1	Midwestern State	1-0	Texas Southern	3-0
Baylor	1-3	Minnesota	2-4	Texas State	2-2
Binghamton	0-1	Mississippi State	1-1	Texas Tech	4-15
Boise State	7-14	Missouri	2-2	Toledo	0-1
Boston University	1-1	Montana State	4-1	Towson	1-0
Bowling Green	1-0	Morehead State	1-0	Tulsa	3-1
BYU	29-38	Morgan State	1-0	UAB	1-0
California	3-2	Navy	1-0	UCLA	2-0
California Baptist	0-1	Nebraska	3-3	UC Irvine	2-0
Cal Poly (Pomona)	0-1	Nebraska-Omaha	1-0	UC Riverside	2-1
Cal Poly (San Luis Obispo)	1-0	Nevada	14-5	UC Santa Barbara	0-1
Cal State Fullerton	4-0	New Mexico Highlands	5-2	UMKC	0-1
Cal State Los Angeles	1-0	New Mexico State	54-26	UNLV	26-38
Central Michigan	1-1	Nicholls State	3-0	USC	1-1
Cheney State	0-1	Norfolk State	1-0	US International	0-1
Cleveland State	1-0	North Carolina A&T	1-0	Utah	17-52
Colorado	6-8	North Dakota	1-0	Utah State	22-6
Colorado College	2-0	North Dakota State	1-0	Utah Valley	2-0
Colorado State	46-38	Northern Arizona	22-6	UT-Arlington	1-4
Colorado Women's College	2-0	Northern Colorado	4-4	UTEP	35-17
Cornell	0-1	Northern New Mexico	3-0	UTPA	1-1
Creighton	0-3	North Texas	3-3	UTSA	2-0
Dartmouth	1-0	Northwestern	2-0	Villanova	0-1
Dayton	1-0	Northwestern State	0-1	Washington	1-0
Denver	1-1	Notre Dame	0-1	Washington State	0-1
DePaul	1-1	Ohio	1-0	Wayland Baptist	0-5
Duquesne	0-1	Ohio State	0-1	Weber State	8-3
Drake	0-2	Oklahoma	3-10	Western Carolina	1-0
Eastern New Mexico	6-2	Oklahoma State	3-3	Western Illinois	1-0
Eastern Washington	0-1	Oral Roberts	3-3	Western Kentucky	0-1
Fairleigh Dickinson	1-0	Oregon	2-3	Western Michigan	2-0
Florida	1-2	Oregon State	1-4	West Texas A&M	5-2
Florida Atlantic	1-0	Pacific	1-1	West Virginia	0-3
Florida Gulf Coast	1-0	Penn State	0-2	Wichita State	3-0
Florida International	1-0	Pepperdine	2-2	William & Mary	2-0
Fort Bliss	1-0	Portland	0-2	Wisconsin-Green Bay	0-1
Fort Hays	2-0	Portland State	2-0	Wisconsin-Milwaukee	2-0
Fort Lewis	2-0	Providence	1-0	Wyoming	42-37
Fresno State	15-15	Purdue	0-2	Yale	1-0
Gallup	1-2	Rice	4-1	Youngstown State	1-0
Georgia	0-1	Richmond	0-1		
Georgia Southern	1-0	Sacramento State	2-0		
Glennville State	1-0	Saint Bonaventure	1-0		
Gonzaga	1-0	Saint Joseph's	0-1		
Hardin Simmons	2-0	Saint Mary's (Ca.)	2-0		
Hartford	1-0	Sam Houston State	2-0		
Hawai'i	5-3	San Diego	1-2		
Hawai'i-Pacific	1-0	San Diego State	36-32		
Houston	5-3	San Francisco	2-1		
Houston Baptist	3-0	San José State	12-4		
Idaho	1-0	Santa Clara	1-0		
Idaho State	1-0	Seattle University	0-1		
Illinois	1-2	Siena	1-0		
Iowa State	0-1	SMU	4-2		
Kansas	0-1	South Carolina	0-1		
Kansas State	2-3	Southeast Missouri	1-0		
Kent State	2-0	Southern	1-0		



**ABILENE CHRISTIAN (0-1)**

H: 0-1; A: 0-0; N: 0-0  
 12/3/85 L 76-74 H

**ADAMS STATE (4-0)**

H: 4-0; A: 0-0; N: 0-0  
 2/19/82 W 79-64 H  
 1/12/84 W 87-61 H  
 1/17/86 W 89-55 H  
 1/23/87 W 70-58 H

**AIR FORCE (44-3)**

H: 21-1; A: 19-3; N: 3-0  
 1/2/92 L 61-41 A  
 12/5/92 W 76-61 H  
 12/1/95 W 63-60 H  
 1/15/98 W 77-42 A  
 2/12/98 W 91-45 H  
 1/15/00 W 72-53 A  
 2/12/00 W 84-42 H  
 1/13/01 W 68-44 A  
 2/10/01 W 65-52 H  
 1/12/02 W 64-43 A  
 2/7/02 W 78-48 H  
 1/18/03 W 93-57 H  
 2/15/03 W 71-40 A  
 1/17/04 W 65-43 A  
 2/14/04 W 79-31 H  
 3/10/04 W 63-50 N  
 1/15/05 W 72-58 H  
 2/10/05 W 77-69 A  
 1/21/06 W 59-54 A  
 2/22/06 W 79-53 H  
 1/18/07 W 60-46 H  
 2/17/07 W 57-47 A  
 1/19/08 W 75-45 A  
 2/20/08 W 79-40 H  
 1/10/09 W 73-39 A  
 2/11/09 W 79-33 H  
 3/10/09 W 84-41 N  
 1/20/10 W 62-42 H  
 2/20/10 W 65-46 A  
 2/2/11 W 64-59 H  
 3/5/11 W 73-70 (OT) A  
 1/31/12 W 67-44 H  
 2/29/12 L 52-47 A  
 2/6/13 W 72-67 A  
 3/9/13 W 65-59 H  
 3/4/14 W 76-62 A  
 1/14/15 W 70-47 A  
 2/4/15 W 69-46 H  
 1/27/16 W 63-33 A  
 2/20/16 W 58-36 H  
 2/8/17 W 81-64 H  
 12/28/17 W 88-59 A  
 2/10/18 W 57-49 H  
 1/2/19 W 57-78 H  
 1/11/20 W 75-53 A  
 2/24/20 L 66-79 H  
 2/23/21 W 80-66 A  
 2/24/21 L 75-73 A  
 3/8/21 W 67-51 N

**ALASKA FAIRBANKS (1-0)**

H: 0-0; A: 1-0; N: 0-0  
 3/21/81 W 88-73 A

**ALCORN STATE (1-0)**

H: 1-0; A: 0-0; N: 0-0  
 11/15/08 W 94-38 H

**AMARILLO COLLEGE (2-1)**

H: 1-1; A: 1-0; N: 0-0  
 11/18/78 W 94-71 H  
 11/16/79 W 66-40 A  
 11/6/80 L 74-65 H

**AMERICAN (1-0)**

H: 1-0; A: 0-0; N: 0-0  
 12/4/99 W 63-59 H

**ARIZONA (8-10)**

H: 4-5; A: 4-4; N: 0-1  
 2/28/75 L 83-33 H  
 2/20/76 W 58-51 A  
 2/10/77 W 81-65 H  
 2/11/78 W 98-64 H  
 2/28/79 W 94-65 A  
 11/29/91 L 82-53 A  
 11/27/94 L 77-58 N  
 11/27/99 L 74-63 A  
 3/17/01 W 75-62 H  
 11/27/01 W 75-67 H  
 12/18/02 L 70-61 A  
 12/20/03 L 50-49 H  
 12/5/06 W 76-63 A  
 12/15/07 L 44-36 H  
 12/9/09 W 81-61 A  
 12/7/10 L 84-60 H  
 12/21/11 L 59-50 A  
 12/8/12 L 58-53 H

**ARIZONA STATE (8-10)**

H: 5-2; A: 3-6; N: 0-2  
 3/2/75 W 55-42 H  
 2/25/76 L 50-49 A  
 2/12/77 W 82-66 H  
 2/24/78 W 74-54 H  
 3/2/79 W 78-68 A  
 11/28/81 L 97-71 H  
 1/7/84 L 67-59 N  
 11/23/84 W 79-75 A  
 12/2/91 L 100-46 A  
 12/7/92 L 91-36 H  
 1/1/94 L 85-71 N  
 12/11/96 W 68-55 A  
 12/10/97 W 67-39 H  
 12/18/04 W 61-45 H  
 12/6/05 L 73-61 A  
 11/12/06 L 67-49 A  
 12/4/10 L 55-40 A  
 12/14/19 L 47-84 A

**ARKANSAS (1-1)**

H: 1-1; A: 0-0; N: 0-0  
 1/10/81 L 69-50 H  
 12/21/99 W 71-66 H

**ARKANSAS-PINE BLUFF (1-0)**

H: 0-0; A: 1-0; N: 0-0  
 12/17/20 W 120-66 A

**AUBURN (0-2)**

H: 0-1; A: 0-0; N: 0-1  
 1/3/86 L 69-41 N  
 11/11/88 L 76-79 H

**BALL STATE (0-1)**

H: 0-1; A: 0-0; N: 0-0  
 12/20/19 L 57-70 H

**BAYLOR (1-3)**

H: 1-1; A: 0-1; N: 0-1  
 11/24/78 W 80-61 H

12/9/93 L 81-58 H  
 1/4/95 L 103-54 A  
 3/20/06 L 87-68 N

**BINGHAMTON (0-1)**

H: 0-1; A: 0-0; N: 0-0  
 11/29/13 L 53-58 H

**BOISE STATE (7-14)**

H: 4-4; A: 2-8; N: 1-2  
 12/19/83 L 83-72 A  
 1/11/12 L 65-45 A  
 2/4/12 L 68-64 H  
 3/9/12 W 51-50 N  
 1/16/13 W 58-53 H  
 2/16/13 W 66-58 A  
 1/22/14 L 74-60 A  
 2/12/14 L 86-80 H  
 1/17/15 L 86-65 A  
 2/25/15 W 63-50 H  
 3/13/15 L 66-60 N  
 1/30/16 L 81-60 H  
 2/17/16 W 70-60 A  
 1/18/17 W 75-68 H  
 2/15/17 L 64-62 A  
 3/7/17 L 64-62 N  
 1/3/18 W 100-83 H  
 2/7/18 L 85-91 A  
 3/4/19 L 66-70 A  
 12/4/19 L (OT) 82-83 A  
 2/22/20 L 76-95 H

**BOSTON UNIVERSITY (1-1)**

H: 1-0; A: 0-0; N: 0-1  
 1/16/82 L 66-60 N  
 11/28/14 W 56-49 H

**BOWLING GREEN (1-0)**

H: 1-0; A: 0-0; N: 0-0  
 12/10/04 W 73-43 H

**BRIGHAM YOUNG (29-38)**

H: 18-13; A: 8-23; N: 3-2  
 2/22/75 L 60-36 A  
 2/14/76 W 63-61 H  
 2/5/77 L 83-79 A  
 3/5/77 L 75-73 H  
 1/19/78 L 57-49 A  
 1/25/79 W 93-77 H  
 2/2/80 L 75-62 A  
 2/22/80 L 92-70 H  
 1/16/81 L 87-83 H  
 2/21/81 L 95-69 A  
 1/4/82 L 91-88 A  
 3/6/82 L 94-84 H  
 1/29/83 L 85-82 A  
 2/24/83 L 100-61 H  
 1/28/84 W 83-79 H  
 2/23/84 L 93-71 A  
 2/14/85 W 93-66 H  
 3/1/85 L 94-76 A  
 1/30/86 L 78-40 A  
 3/1/86 W 68-66 H  
 1/31/87 L 70-56 H  
 2/19/87 L 97-79 A  
 2/6/92 L 95-48 H  
 3/7/92 L 93-61 A  
 1/14/93 L 60-48 A  
 2/13/93 L 70-64 (OT) H  
 3/10/93 L 82-61 N  
 1/27/94 L 73-50 H  
 2/5/94 L 73-45 A  
 1/28/95 W 63-60 H

2/2/95	L	75-68	A
2/1/96	W	100-51	H
2/8/96	L	85-73	A
1/2/97	W	63-45	H
2/1/97	L	83-77	A
1/1/98	W	67-64	A
1/31/98	W	75-63	H
1/30/99	L	73-55	A
2/25/99	W	68-60	H
2/5/00	W	65-59	H
3/4/00	L	60-45	A
2/3/01	L	79-72	H
3/1/01	W	78-70	A
1/17/02	W	58-52	H
2/16/02	W	71-64	A
3/8/02	L	71-58	N
2/6/03	L	57-46	A
3/8/03	W	63-44	H
3/15/03	W	52-46	N
1/22/04	W	58-52	A
2/21/04	W	60-59	H
1/20/05	W	64-51	H
2/19/05	L	55-46	A
2/2/06	L	60-55	A
3/4/06	W	74-49	H
1/10/07	L	63-59	H
2/10/07	W	80-75	A
3/10/07	W	63-49	N
1/26/08	L	41-38	H
2/26/08	W	55-45	A
3/12/08	W	59-41	N
1/17/09	W	61-57	A
2/17/09	W	52-37	H
1/27/10	W	60-57	A
2/27/10	W	62-30	H
1/29/11	L	76-64	A
3/1/11	L	65-49	H

**CALIFORNIA (3-2)**

H: 2-0; A: 1-2; N: 0-0

11/29/79	W	69-57	A
12/5/80	L	98-59	A
11/13/05	W	55-46	H
11/18/07	L	52-44	A
11/20/10	W	63-54	(2OT) H

**CALIFORNIA BAPTIST (0-1)**

H: 0-0; A: 0-0; N: 0-1

3/19/21	L	90-85	N
---------	---	-------	---

**CAL POLY (POMONA) (0-1)**

H: 0-0; A: 0-0; N: 0-1

1/6/84	L	76-54	N
--------	---	-------	---

**CAL POLY (SLO) (1-0)**

H: 1-0; A: 0-0; N: 0-0

12/18/14	W	84-68	H
----------	---	-------	---

**CAL STATE FULLERTON (4-0)**

H: 2-0; A: 1-0; N: 0-0

12/5/97	W	89-52	H
11/25/02	W	80-55	A
11/25/03	W	59-52	H
12/12	W	52-43	H

**CAL STATE LOS ANGELES (1-0)**

H: 0-0; A: 0-0; N: 1-0

12/4/80	W	72-62	N
---------	---	-------	---

**CENTRAL MICHIGAN (1-1)**

H: 1-0; A: 0-0; N: 0-1

11/30/85	L	77-52	N
12/22/01	W	71-40	H

**CHENEY STATE (0-1)**

H: 0-0; A: 0-0; N: 0-1

1/26/80	L	62-51	N
---------	---	-------	---

**CLEVELAND STATE (1-0)**

H: 1-0; A: 0-0; N: 0-0

1/20/86	W	64-62	H
---------	---	-------	---

**COLORADO (6-8)**

H: 3-3; A: 3-3; N: 0-0

1/25/75	W	55-38	H
1/16/76	W	66-63	A
2/26/77	W	74-57	H
11/25/77	W	77-64	A
2/17/78	W	72-65	A
2/24/79	W	93-73	H
3/7/79	L	79-77	A
11/23/83	L	79-66	H
11/28/84	L	71-69	A
12/31/91	L	92-22	A
12/1/92	L	86-37	H
11/11/01	L	78-63	H

**COLORADO COLLEGE (2-0)**

H: 0-0; A: 0-0; N: 2-0

11/26/82	W	91-53	N
11/27/82	W	71-55	N

**COLORADO STATE (46-38)**

H: 28-13; A: 12-23; N: 6-2

1/24/75	L	55-52	H
1/15/76	W	69-47	A
2/24/77	W	86-69	H
2/4/78	W	85-50	H
2/9/79	W	78-49	A
1/12/80	W	79-61	A
2/8/80	W	81-65	H
2/14/81	L	66-61	H
2/24/81	L	66-58	A
1/29/82	L	83-58	H
2/13/82	W	57-54	A
2/12/83	L	70-57	A
3/12/83	W	68-61	H
12/3/83	W	95-64	N
2/9/84	L	70-56	A
3/10/84	W	68-54	H
2/9/85	L	70-56	A
3/7/85	W	71-65	H
2/8/86	L	75-60	H
3/6/86	W	53-42	A
2/7/87	L	57-49	A
2/26/87	W	60-49	H
1/23/92	L	83-57	H
2/23/92	L	93-62	A
2/4/93	L	73-48	A
3/6/93	W	74-73	H
1/13/94	L	59-54	A
2/25/94	L	74-47	H
1/12/95	L	71-63	H
2/25/95	L	65-58	A
1/11/96	L	74-45	A
2/22/96	L	71-59	H
3/9/96	L	72-65	H
1/6/98	L	66-63	H
2/8/98	L	83-72	A
3/6/98	W	76-60	N
1/29/00	L	79-51	A
2/26/00	W	67-59	H
1/27/01	L	68-65	A
2/22/01	W	72-68	H
3/9/01	L	70-65	N
1/31/02	W	56-50	H
3/2/02	L	58-54	A

1/23/03	L	66-53	A
2/22/03	W	74-54	H
3/14/03	W	65-51	N
2/5/04	L	72-57	A
3/6/04	W	59-52	H
2/5/05	W	75-49	H
3/3/05	W	71-63	A
1/7/06	W	73-57	A
2/8/06	W	85-51	H
1/13/07	W	73-42	A
2/14/07	W	77-66	H
2/6/08	W	74-47	A
3/8/08	W	76-45	H
3/14/08	W	65-41	N
1/28/09	W	76-68	A
2/28/09	W	78-56	H
3/11/09	W	62-48	N
1/23/10	L	67-60	A
2/24/10	W	65-50	H
3/9/10	W	67-54	N
1/12/11	L	71-60	A
2/12/11	W	86-53	H
1/25/12	L	61-54	A
2/22/12	W	53-45	H
1/23/13	W	68-54	A
2/23/13	W	71-56	H
1/5/14	L	62-50	A
1/25/14	L	62-57	H
1/3/15	L	44-38	A
2/11/15	W	67-40	H
2/24/16	L	49-48	H
3/9/16	L	60-42	N
1/14/17	L	78-63	H
2/22/17	L	58-55	A
1/27/18	L	71-74	A
2/27/18	W	54-48	H
1/12/19	W	70-58	H
3/2/19	W	79-56	A
1/15/20	W	73-62	H
3/4/21	W	68-55	H
3/5/21	W	71-62	H

**COLORADO WOMEN'S COLLEGE (2-0)**

H: 2-0; A: 0-0; N: 0-0

2/1/81	W	94-82	H
12/18/81	W	77-58	H

**CORNELL (0-1)**

H: 0-0; A: 0-0; N: 0-1

1/5/86	L	54-53	N
--------	---	-------	---

**CREIGHTON (0-3)**

H: 0-1; A: 0-1; N: 0-1

1/30/92	L	88-44	A
2/29/92	L	104-50	H
3/10/92	L	89-50	N

**DARTMOUTH (1-0)**

H: 1-0; A: 0-0; N: 0-0

12/14/02	W	69-43	H
----------	---	-------	---

**DAYTON (1-0)**

H: 1-0; A: 0-0; N: 0-0

11/10/07	W	72-64	H
----------	---	-------	---

**DENVER (1-1)**

H: 1-1; A: 0-0; N: 0-0

12/6/96	W	55-38	H
3/21/19	L	75-83	H

**DEPAUL (1-1)**

H: 1-0; A: 0-1; N: 0-0

11/17/08	W	68-66	H
----------	---	-------	---

11/16/14	L	97-59	A
<b>DUQUESNE (0-1)</b>			
H: 0-1; A: 0-0; N: 0-0			
11/28/15	L	78-69	H
<b>DRAKE (0-2)</b>			
H: 0-1; A: 0-0; N: 0-1			
11/24/84	L	68-65	N
3/17/99	L	73-60	H
<b>EASTERN NEW MEXICO (6-2)</b>			
H: 6-2; A: 0-0; N: 0-0			
2/16/75	L	60-41	H
1/9/76	W	48-37	H
1/10/76	L	47-43	H
2/7/76	W	56-53	H
2/19/79	W	103-52	H
2/23/82	W	68-64	H
12/9/86	W	61-59	H
11/22/11	W	54-33	H
<b>EASTERN WASHINGTON (0-1)</b>			
H: 0-0; A: 0-1; N: 0-0			
1/1/83	L	73-64	A
<b>FARLEIGH DICKINSON (1-0)</b>			
H: 1-0; A: 0-0; N: 0-0			
11/12/16	W	83-56	H
<b>FLORIDA (0-2)</b>			
H: 0-1; A: 0-0; N: 1-1			
12/17/00	L	79-58	N
3/20/04	L	68-56	H
3/18/06	W	83-59	N
<b>FLORIDA ATLANTIC (1-0)</b>			
H: 1-0; A: 0-0; N: 0-0			
11/10/06	W	74-44	H
<b>FLORIDA GULF COAST (1-0)</b>			
H: 1-0; A: 0-0; N: 0-0			
11/15/09	W	80-64	H
<b>FLORIDA INTERNATIONAL (1-0)</b>			
H: 1-0; A: 0-0; N: 0-0			
12/12/99	W	64-55	H
<b>FORT BLISS (1-0)</b>			
H: 1-0; A: 0-0; N: 0-0			
2/26/75	W	48-27	H
<b>FORT HAYS (2-0)</b>			
H: 2-0; A: 0-0; N: 0-0			
12/9/77	W	74-57	H
12/8/78	W	87-68	H
<b>FORT LEWIS (2-0)</b>			
H: 2-0; A: 0-0; N: 0-0			
11/21/84	W	76-48	H
12/17/95	W	82-32	H
<b>FRESNO STATE (15-15)</b>			
H: 9-4; A: 3-9; N: 3-2			
1/22/93	W	71-58	H
2/20/93	L	64-60	A
2/13/94	W	57-53	H
2/18/94	L	70-53	A
1/21/95	L	75-58	A
2/9/95	W (OT)	85-76	H
1/20/96	W	70-47	H
1/25/96	L	66-60	A
3/3/97	W	70-59	N
1/14/99	W	71-62	H

2/13/99	W	71-59	A
1/12/13	L	69-65	A
2/13/13	L	51-50	H
1/18/14	L	75-73	H
12/31/14	L	71-65	A
2/28/15	W	63-60	H
3/11/15	W	64-53	N
1/2/16	L (2OT)	69-65	H
2/27/16	L	51-43	A
12/29/16	W	80-54	A
2/18/16	W	66-57	H
1/13/18	W	88-75	H
3/2/18	W	93-89	A
2/2/19	W	82-73	H
2/16/19	L	70-77	A
1/8/20	L (OT)	81-84	A
2/1/20	L	78-84	H
1/28/21	W	82-80	N
1/30/21	L	91-69	N
3/9/21	L	77-72	N
<b>GALLUP (1-2)</b>			
H: 1-2; A: 0-0; N: 0-0			
1/10/75	L	79-45	H
1/11/75	L	70-42	H
2/27/76	W	73-69	H
<b>GEORGIA (0-1)</b>			
H: 0-1; A: 0-0; N: 0-0			
11/24/12	L	72-42	H
<b>GEORGIA SOUTHERN (1-0)</b>			
H: 1-0; A: 0-0; N: 0-0			
11/24/06	W	64-43	H
<b>GLENNVILLE STATE (1-0)</b>			
H: 0-0; A: 1-0; N: 0-0			
1/13/82	W	74-29	A
<b>GONZAGA (1-0)</b>			
H: 1-0; A: 0-0; N: 0-0			
11/27/04	W	76-54	H
<b>HARDIN SIMMONS (2-0)</b>			
H: 2-0; A: 0-0; N: 0-0			
12/16/83	W	71-59	H
12/15/84	W	89-67	H
<b>HARTFORD (1-0)</b>			
H: 1-0; A: 0-0; N: 0-0			
11/18/18	W	72-65	H
<b>HAWAI'I (5-3)</b>			
H: 2-1; A: 2-1; N: 1-1			
3/20/81	L	59-52	N
11/25/94	L	82-61	A
2/22/97	W	52-51	A
2/28/97	L	53-44	H
3/4/98	W	79-65	N
1/9/99	W	71-66	A
2/7/99	W	69-55	H
3/24/01	W	68-43	H
<b>HAWAI'I PACIFIC (1-0)</b>			
H: 0-0; A: 1-0; N: 0-0			
1/7/86	W	94-41	A
<b>HOUSTON (5-3)</b>			
H: 4-0; A: 1-2; N: 0-1			
12/5/81	L	85-68	N
12/19/98	W	77-61	H
11/29/99	L	72-51	A
3/15/01	W	72-49	H

1/2/12	W	70-54	H
11/30/12	L	77-62	A
11/24/18	W (2OT)	89-84	A
11/12/19	W	86-67	H
<b>HOUSTON BAPTIST (3-0)</b>			
H: 3-0; A: 0-0; N: 0-0			
12/18/11	W	65-38	H
11/18/12	W	63-46	H
11/13/15	W	65-57	H
<b>IDAHO (1-0)</b>			
H: 0-0; A: 0-0; N: 1-0			
11/29/96	W	69-68	N
<b>IDAHO STATE (1-0)</b>			
H: 1-0; A: 0-0; N: 0-0			
11/16/08	W	82-47	H
<b>ILLINOIS (1-2)</b>			
H: 1-2; A: 0-0; N: 0-0			
11/29/80	L	58-52	H
1/9/81	L	84-61	H
11/26/17	W	97-68	H
<b>IOWA STATE (0-1)</b>			
H: 0-1; A: 0-0; N: 0-0			
12/2/95	L	59-48	H
<b>KANSAS (0-1)</b>			
H: 0-1; A: 0-0; N: 0-0			
3/30/09	L	78-69	H
<b>KANSAS STATE (2-3)</b>			
H: 1-1; A: 0-1; N: 1-1			
12/10/77	L	79-60	A
11/25/78	W	80-68	H
11/24/79	L	65-60	H
1/5/80	W	68-57	N
1/25/80	L	61-58	N
<b>KENT STATE (2-0)</b>			
H: 2-0; A: 0-0; N: 0-0			
12/6/97	W	66-43	H
11/30/02	W	88-46	H
<b>KENTUCKY (0-1)</b>			
H: 0-1; A: 0-0; N: 0-0			
12/6/99	L	62-56	H
<b>LAMAR (2-0)</b>			
H: 1-0; A: 0-0; N: 1-0			
12/3/10	W	64-58	N
12/20/17	W	90-58	H
<b>LONG BEACH STATE (0-1)</b>			
H: 0-1; A: 0-0; N: 0-0			
3/16/00	L	87-63	H
<b>LOUISIANA-MONROE (1-0)</b>			
H: 1-0; A: 0-0; N: 0-0			
12/5/98	W	64-50	H
<b>LOUISIANA TECH (0-1)</b>			
H: 0-1; A: 0-0; N: 0-0			
12/21/02	L	67-54	H
<b>LOYOLA MARYMOUNT (6-4)</b>			
H: 4-2; A: 2-2; N: 0-0			
1/12/85	W	71-63	A
1/8/87	W	66-39	A
12/21/91	W	74-66	H
1/8/93	L	60-53	A

12/22/93	L	52-43	A
12/22/94	W	71-70	H
1/2/02	W	71-61	H
12/12/09	W	74-55	H
12/1/11	L	57-54	H
12/19/19	L	72-73	H

**LSU (0-1)**

H: 0-1; A: 0-0; N: 0-0			
11/10/00	L	54-49	H

**MARIST (1-0)**

H: 1-0; A: 0-0; N: 0-0			
11/25-05	W	61-54	H

**MARQUETTE (2-1)**

H: 1-0; A: 1-1; N: 0-0			
12/31/95	W	73-71	A
12/21/16	L	62-52	A
11/13/17	W	88-87	H

**MEMPHIS (1-0)**

H: 1-0; A: 0-0; N: 0-0			
12/15/02	W	78-42	H

**METRO STATE (1-0)**

H: 1-0; A: 0-0; N: 0-0			
1/2/87	W	62-51	H

**MIAMI (1-1)**

H: 1-0; A: 0-1; N: 0-0			
3/22/03	W	91-85	(OT) H
12/19/13	L	50-67	A

**MINNESOTA (2-4)**

H: 1-2; A: 1-2; N: 0-0			
1/8/81	L	73-53	H
11/29/85	L	68-57	A
1/9/05	L	75-35	A
11/30/05	W	62-44	H
12/16/15	W	72-53	A
12/6/16	L	69-65	H

**MISSISSIPPI STATE (1-1)**

H: 1-1; A: 0-0; N: 0-0			
11/25/00	L	66-59	H
3/24/03	W	73-61	H

**MISSOURI (2-2)**

H: 1-0; A: 0-1; N: 1-1			
12/12/80	L	108-62	A
11/25/82	L	102-57	N
11/26/04	W	67-48	H
11/28/19	W	71-68	N

**MISSOURI STATE (0-1)**

H: 0-1; A: 0-0; N: 0-0			
12/12/86	L	70-66	H

**MONTANA STATE (4-1)**

H: 2-0; A: 1-1; N: 1-0			
12/18/83	W	90-62	N
12/31/93	L	76-50	A
12/2/94	W	66-64	H
12/29/97	W	75-69	A
11/19/98	W	56-39	H

**MOREHEAD STATE (1-0)**

H: 1-0; A: 0-0; N: 0-0			
11/25/11	W	69-52	H

**MORGAN STATE (1-0)**

H: 1-0; A: 0-0; N: 0-0			
1/4/05	W	101-22	H

**NAVY (1-0)**

H: 1-0; A: 0-0; N: 0-0			
12/10/17	W	94-87	H

**NEBRASKA (3-3)**

H: 2-1; A: 0-0; N: 1-2			
12/1/79	W	74-56	N
12/6/80	L	88-63	N
1/4/84	W	85-79	H
3/13/98	L	76-59	N
11/13/06	L	66-59	H
11/29/08	W	62-51	H

**NEBRASKA-OMAHA (1-0)**

H: 0-0; A: 0-0; N: 1-0			
1/3/80	W	73-67	N

**NEVADA (14-5)**

H: 7-1; A: 7-3; N: 0-1			
1/10/79	W	78-60	A
1/12/87	L	70-61	A
2/2/13	W	69-66	A
3/6/13	W	66-43	H
2/15/14	L	75-73	A
3/1/14	L	60-55	H
2/14/15	W	63-45	H
12/30/15	W	51-47	A
3/4/16	W	66-42	H
1/7/17	W	69-63	A
1/28/17	W	59-50	H
12/30/17	W	72-68	H
1/5/19	W	66-64	A
2/9/19	W	85-74	H
1/25/20	W	87-67	H
2/19/20	L (OT)	78-86	A
3/1/20	L	64-74	N
12/31/20	W	88-69	A
1/2/21	W	78-67	A

**NEW MEXICO HIGHLANDS (5-2)**

H: 5-1; A: 0-1; N: 0-0			
1/20/83	W	87-49	H
1/31/84	W	77-61	H
1/15/92	L	70-62	H
2/23/93	L	68-55	A
1/8/94	W	68-59	H
12/10/94	W	89-82	H
1/12/04	W	78-35	H

**NEW MEXICO STATE (54-26)**

H: 29-12; A: 25-14; N: 0-0			
2/15/75	W	60-58	A
2/28/76	W	74-65	H
1/27/77	L	59-57	A
1/6/78	W	63-54	H
3/3/78	W	77-69	H
12/6/78	W	73-62	A
1/20/79	W	103-71	H
11/14/79	W	66-50	A
2/11/80	W	76-62	H
3/5/80	L	73-71	H
1/31/81	L	73-71	A
2/16/81	L	79-65	H
11/23/81	L	60-59	H
2/15/82	W	90-74	A
2/5/83	W	81-73	H
3/5/83	W	69-61	A
2/18/84	W	57-41	H
3/3/84	W	51-46	A
1/26/85	L	62-60	A

2/23/85	L	65-56	H
1/25/86	L	66-49	H
2/22/86	L	68-65	A
2/14/87	L	75-59	A
3/3/87	L	78-74	H
11/26/91	L	108-45	A
1/13/92	L	83-57	H
12/3/92	L	77-56	A
12/30/92	L	63-49	H
11/27/93	L	70-55	H
12/4/93	L	76-60	A
12/7/94	L	75-50	A
12/17/94	L	73-58	H
12/5/95	L	69-56	(OT) A
12/22/95	L	78-73	(2OT) H
11/28/96	W	48-47	A
12/21/96	W	63-44	H
11/26/97	W	81-50	H
11/30/97	W	73-57	A
12/12/98	W	57-43	H
1/3/99	W	55-54	A
11/21/99	W	59-46	A
1/6/00	W	71-47	H
11/28/00	W	82-53	H
12/19/00	W	87-68	A
11/20/01	W	80-74	A
12/18/01	W	82-55	H
12/3/02	W	86-75	H
12/30/02	W	76-58	A
12/14/03	W	62-39	H
12/30/03	W	68-44	A
11/20/04	W	57-44	A
12/21/04	W	56-27	H
12/21/05	W	79-77	(3OT) A
1/1/06	W	55-42	H
12/2/06	W	81-47	H
12/19/06	W	65-45	A
12/2/07	L	58-42	A
12/21/07	W	62-56	H
12/4/08	W	80-48	H
12/20/08	W	78-64	A
12/2/09	W	92-85	A
12/20/09	W	81-64	H
12/1/10	W	58-49	A
12/30/10	W	65-60	H
12/4/11	W	54-43	H
12/30/11	W	59-58	A
11/20/12	W	60-37	H
12/18/12	W	68-44	A
12/7/13	W	65-55	H
12/7/14	L	70-59	A
11/17/15	L	78-59	A
12/20/15	L	52-47	H
11/15/16	W	84-55	H
11/30/16	L	77-70	A
11/18/17	W	86-75	H
12/2/17	W	101-93	A
12/1/18	W	83-58	H
12/15/18	W	75-50	A
11/17/19	W	86-67	A
12/16/19	W	107-53	H

**NICHOLLS STATE (3-0)**

H: 3-0; A: 0-0; N: 0-0			
11/24/00	W	83-41	H
11/23/07	W	79-49	H
11/24/15	W	83-43	H

**NORFOLK STATE (1-0)**

H: 1-0; A: 0-0; N: 0-0			
12/7/07	W	83-36	H

<b>NORTH CAROLINA A&amp;T (1-0)</b>			
H: 1-0; A: 0-0; N: 0-0			
11/27/09	W	77-55	H
<b>NORTH DAKOTA (1-0)</b>			
H: 1-0; A: 0-0; N: 0-0			
3/18/15	W	54-51	H
<b>NORTH DAKOTA STATE (1-0)</b>			
H: 1-0; A: 0-0; N: 0-0			
12/10/05	W	75-59	H
<b>NORTHERN ARIZONA (22-6)</b>			
H: 16-2; A: 6-4; N: 0-0			
2/13/75	W	65-37	H
2/22/76	W	49-46	A
2/11/77	W	69-54	H
2/25/78	W	79-64	H
3/3/79	W	106-81	A
11/28/80	W	84-72	H
11/27/81	W	84-71	H
1/21/82	W	80-72	A
12/3/82	W	74-52	H
1/22/83	W	70-60	A
11/26/83	W	72-70	(OT) A
1/21/84	W	80-74	H
12/1/84	L	93-71	A
1/19/85	W	68-60	H
1/11/86	L	41-37	H
11/23/91	L	81-56	A
1/2/93	W	86-66	H
11/29/93	L	74-52	A
1/7/95	L	75-65	H
1/6/96	L	73-70	A
12/3/96	W	71-61	H
11/14/98	W	67-49	H
12/21/06	W	62-51	H
11/24/09	W	72-40	H
11/9/12	W	68-57	H
12/21/14	W	56-37	H
12/8/18	W	84-55	A
11/8/19	W	83-76	H
<b>NORTHERN COLORADO (4-4)</b>			
H: 2-2; A: 2-2; N: 0-0			
1/31/75	L	57-52	A
1/22/76	L	62-54	H
1/13/77	L	56-55	A
11/26/77	W	65-56	A
2/18/78	W	74-55	A
2/23/79	W	90-62	H
11/13/09	W	81-59	H
12/15/11	L	61-54	H
<b>NORTHERN NEW MEXICO (3-0)</b>			
H: 3-0; A: 0-0; N: 0-0			
1/29/17	W	87-47	H
11/15/17	W	107-66	H
12/10/19	W	92-44	H
<b>NORTH TEXAS (3-3)</b>			
H: 3-1; A: 0-2; N: 0-0			
12/18/93	L	99-56	H
11/24/95	L	63-59	A
12/09/08	W	66-63	H
12/4/98	W	66-53	H
11/14/11	L	63-50	A
11/23/12	W	81-59	H
<b>NORTHWESTERN (2-0)</b>			
H: 1-0; A: 0-0; N: 0-0			
11/15/98	W	73-68	H
11/10/07	W	67-38	H

<b>NORTHWESTERN STATE (0-1)</b>			
H: 0-0; A: 0-0; N: 0-1			
11/28/98	L	66-59	N
<b>NOTRE DAME (0-1)</b>			
H: 0-0; A: 0-0; N: 0-1			
3/15/02	L	58-44	N
<b>OHIO (1-0)</b>			
H: 0-0; A: 1-0; N: 0-0			
1/11/82	W	70-65	A
<b>OHIO STATE (0-1)</b>			
H: 0-1; A: 0-0; N: 0-0			
3/28/01	L	62-61	H
<b>OKLAHOMA (3-10)</b>			
H: 2-4; A: 1-5; N: 0-1			
1/14/78	L	75-74	N
12/2/78	W	70-67	A
12/9/85	L	73-61	H
12/1/86	L	87-51	A
1/2/95	L	95-66	A
11/28/95	W	82-75	H
11/16/05	L	74-63	H
12/30/05	L	83-70	H
12/30/06	L	80-58	A
12/12/10	L	63-60	A
11/19/11	L	58-56	H
12/16/17	L	63-105	A
11/28/18	W	84-80	H
<b>OKLAHOMA STATE (3-3)</b>			
H: 1-0; A: 1-0; N: 0-1			
1/4/86	L	58-54	N
12/13/97	W	65-44	H
11/23/04	W	60-56	A
11/26/05	W	56-52	H
11/18/09	L	70-56	H
11/27/10	L	74-65	(2OT) H
<b>ORAL ROBERTS (3-3)</b>			
H: 2-0; A: 0-1; N: 0-1			
11/30/78	L	76-64	A
11/23/79	W	80-58	H
12/2/84	L	84-70	N
1/1/00	W	65-48	H
11/11/05	W	69-52	H
3/23/15	L	63-61	H
<b>OREGON (2-3)</b>			
H: 0-1; A: 0-1; N: 1-0			
1/9/79	L	104-71	A
1/4/80	W	83-79	N
1/2/85	L	79-49	H
11/24/07	W	65-46	H
3/23/10	L	93-67	A
<b>OREGON STATE (1-4)</b>			
H: 1-2; A: 0-2; N: 0-0			
1/6/83	L	77-53	A
12/19/86	L	75-60	H
12/28/00	L	75-64	A
12/2/01	L	77-61	H
3/27/09	W	61-56	H
<b>PACIFIC (1-1)</b>			
H: 1-1; A: 0-1; N: 0-0			
12/20/93	L	85-58	A
11/9/01	W	81-54	H

<b>PENN STATE (0-2)</b>			
H: 0-1; A: 0-1; N: 0-0			
12/19/80	L	87-67	H
1/15/82	L	94-63	A
<b>PEPPERDINE (2-2)</b>			
H: 2-1; A: 0-0; N: 0-1			
11/30/79	L	80-72	N
3/12/99	W	81-69	H
11/26/11	L	59-50	(OT) H
12/12/15	W	60-52	H
<b>PORTLAND (0-2)</b>			
H: 0-1; A: 0-1; N: 0-0			
1/4/94	L	63-48	A
12/3/95	L	64-46	A
<b>PORTLAND STATE (2-0)</b>			
H: 1-0; A: 1-0; N: 0-0			
12/30/00	W	72-52	A
12/15/01	W	82-41	H
<b>PROVIDENCE (1-0)</b>			
H: 1-0; A: 0-0; N: 0-0			
12/18/19	W	86-68	H
<b>PURDUE (0-2)</b>			
H: 0-0; A: 0-0; N: 0-2			
3/22/81	L	62-51	N
3/20/05	L	68-56	N
<b>RICE (4-1)</b>			
H: 3-0; A: 0-1; N: 1-0			
12/17/82	W	86-72	H
1/18/97	W	60-57	(OT) H
2/13/97	L	74-48	A
3/7/98	W	69-48	N
3/20/18	W	93-73	H
<b>RICHMOND (0-1)</b>			
H: 0-0; A: 0-0; N: 0-1			
11/30/91	L	70-57	N
<b>SACRAMENTO STATE (2-0)</b>			
H: 2-0; A: 0-0; N: 0-0			
11/21/15	W	84-71	H
12/19/18	W	85-53	H
<b>SAINT BONAVENTURE (1-0)</b>			
H: 1-0; A: 0-0; N: 0-0			
12/21/01	W	56-46	H
<b>SAINT JOSEPH'S (0-1)</b>			
H: 0-1; A: 0-0; N: 0-0			
11/26/16	L	79-67	H
<b>SAINT MARY'S, CALIF. (2-0)</b>			
H: 1-0; A: 1-0; N: 0-0			
11/30/96	W	71-60	(OT) A
3/15/18	W	84-54	H
<b>SAM HOUSTON STATE (1-0)</b>			
H: 0-0; A: 1-0; N: 0-0			
12/8/06	W	71-60	(OT) A
<b>SAN DIEGO (1-2)</b>			
H: 1-1; A: 0-1; N: 0-0			
1/9/87	L	75-48	A
12/22/92	L	66-43	H
12/11/04	W	58-50	H

**SAN DIEGO STATE (36-32)**

H: 15-11 A: 14-16; N: 7-5

1/18/92	L	91-44	A
2/15/92	L	74-52	A
1/24/93	L	55-44	H
2/18/93	L	78-51	A
2/11/94	L	98-52	H
2/20/94	L	96-38	A
3/9/94	L	95-60	N
1/19/95	L	85-61	A
2/11/95	L	75-47	H
3/8/95	L	57-39	H
1/18/96	W	62-56	H
1/27/96	L	74-52	A
3/5/97	L	57-50	N
1/7/99	W	66-53	A
2/4/99	W	75-51	H
1/20/00	W	65-47	H
2/17/00	W	66-60	A
1/20/01	W	86-66	H
2/15/01	L	56-53	A
3/7/01	W	55-49	N
1/23/02	W	58-49	A
2/23/02	W	63-53	H
3/6/02	W	65-52	N
1/30/03	W	75-42	H
3/1/03	W	64-46	A
3/12/03	W	54-49	N
1/29/04	W	76-42	H
2/28/04	W	47-44	A
1/29/05	W	72-53	A
2/24/05	W	78-58	H
3/9/05	W	81-52	N
1/25/06	W	76-45	H
2/25/06	W	75-48	A
1/31/07	W	76-46	H
3/3/07	W	67-48	A
1/12/08	W	60-47	A
2/13/08	W	63-54	H
3/15/08	W	62-59	N
1/21/09	L	57-52	H
2/21/09	L	75-64	A
1/6/10	L	61-39	H
2/6/10	W	65-58	A
1/15/11	L	56-53	A
2/15/11	L	50-44	H
3/8/11	W	65-57	N
1/18/12	L	77-47	A
2/15/12	L	57-44	H
3/10/12	L	57-43	N
1/26/13	L	63-39	H
2/27/13	L	72-44	A
3/15/13	L	67-39	N
2/22/14	L	53-48	A
3/7/14	W	62-46	H
1/7/15	W	62-53	H
2/18/15	W	63-47	A
3/10/15	W	57-56	N
2/6/16	L	51-46	H
3/1/16	W	64-45	A
12/31/16	W	85-42	H
3/3/17	L	63-51	A
1/20/18	L	89-97	A
1/16/19	W	70-62	H
2/6/19	L	59-61	A
3/11/19	L	61-70	N
1/29/20	L	74-75	A
2/12/20	L	58-67	H
2/3/21	W	84-48	A
2/5/21	W	65-48	A

**SAN FRANCISCO (2-1)**

H: 2-0; A: 0-1; N: 0-0

12/11/03	L	43-37	A
12/31/04	W	63-52	H
11/26/10	W	73-38	H

**SAN JOSE STATE (12-4)**

H: 5-1; A: 5-3; N: 2-0

1/16/99	W	66-43	H
2/11/99	W	58-49	A
1/11/14	W	80-68	H
2/1/14	W	76-73	A
1/31/15	W	64-62	A
1/23/16	W	71-57	H
2/13/16	L	59-58	A
3/8/16	W	65-51	N
2/4/17	W	82-72	A
1/6/18	L	86-95	A
2/3/18	W	92-62	H
3/5/18	W	84-54	N
2/13/19	W	79-60	A
2/27/19	W	110-72	H
1/1/20	L	80-81	H
1/22/20	L	85-89	A

**SANTA CLARA (1-0)**

H: 1-0; A: 0-0; N: 0-0

11/14/97	W	69-62	H
----------	---	-------	---

**SEATTLE UNIVERSITY (0-1)**

H: 0-0; A: 0-1; N: 0-0

1/6/79	L	67-65	(OT) A
--------	---	-------	--------

**SIENA (1-0)**

H: 1-0; A: 0-1; N: 0-0

11/25/06	W	78-39	H
----------	---	-------	---

**SMU (4-2)**

H: 3-0; A: 1-1; N: 0-1

1/12/97	L	66-45	A
2/6/97	W	68-61	H
3/5/99	L	53-45	N
3/17/10	W	66-51	H
12/5/15	W	63-58	A
12/3/16	W	64-49	H

**SOUTH CAROLINA (0-1)**

H: 0-1; A: 0-0; N: 0-0

12/6/03	L	69-52	A
---------	---	-------	---

**SOUTHEAST MISSOURI (1-0)**

H: 1-0; A: 0-0; N: 0-0

11/30/14	W	73-55	H
----------	---	-------	---

**SOUTHERN (1-0)**

H: 1-0; A: 0-0; N: 0-0

3/18/09	W	72-44	W
---------	---	-------	---

**SOUTHERN ILLINOIS (0-1)**

H: 0-1; A: 0-0; N: 0-0

12/14/85	L	67-45	H
----------	---	-------	---

**SOUTHERN UTAH (4-2)**

H: 4-1; A: 0-1; N: 0-0

1/22/87	L	81-74	H
1/7/92	W	76-66	H
1/6/93	L	64-53	A
12/16/95	W	59-46	H
12/14/96	W	62-54	H
11/27/15	W	70-48	H

**STANFORD (0-4)**

H: 0-2; A: 0-2; N: 0-0

12/18/07	L	73-54	H
11/20/08	L	46-84	A
12/16/13	L	75-41	A
11/24/14	L	70-65	H

**STEPHEN F. AUSTIN (1-1)**

H: 1-0; A: 0-1; N: 0-0

2/7/81	L	67-51	A
12/20/18	W	74-33	H

**TCU (9-12)**

H: 6-4; A: 2-7; N: 1-1

1/10/97	L	77-55	A
2/8/97	W	69-57	H
2/21/98	W	74-55	H
2/26/98	W	81-45	A
3/3/99	W	74-62	N
1/11/05	L	76-67	A
2/12/05	W	87-63	H
1/24/07	L	67-43	A
2/25/07	W	75-54	H
1/15/08	L	57-54	H
2/17/08	L	59-51	(OT) A
1/25/09	W	75-63	H
2/25/09	L	41-38	A
1/30/10	W	60-53	H
3/2/10	L	66-54	A
1/26/11	W	65-54	A
2/26/11	L	84-71	H
3/11/11	L	61-40	N
1/28/12	L	63-56	A
2/25/12	L	63-52	H
3/22/18	L	72-81	H

**TEMPLE (1-0)**

H: 1-0; A: 0-0; N: 0-0

12/22/00	W	78-59	H
----------	---	-------	---

**TENNESSEE STATE (1-0)**

H: 1-0; A: 0-0; N: 0-0

12/5/03	W	89-18	H
---------	---	-------	---

**TENNESSEE TECH (0-3)**

H: 0-1; A: 0-0; N: 0-2

2/15/80	L	79-60	H
12/13/80	L	91-62	N
11/26/94	L	79-66	N

**TEXAS (3-5)**

H: 2-2; A: 1-3; N: 0-0

12/6/01	L	71-58	A
12/7/02	W	77-70	H
1/3/04	L	97-74	A
12/4/04	L	73-56	H
11/18/05	W	76-68	A
11/17/06	W	63-60	H
11/19/13	L	67-52	H
12/03/14	L	86-37	A

**TEXAS A&M (0-3)**

H: 0-2; A: 0-0; N: 0-1

12/30/08	L	83-51	H
12/30/09	L	84-69	H
11/15/14	L	66-52	N

**TEXAS SOUTHERN (3-0)**

H: 3-0; A: 0-0; N: 0-0

11/28/97	W	85-32	H
12/3/99	W	78-39	H
12/2/03	W	103-41	H

**TEXAS STATE (2-2)**

H: 2-1; A: 0-1; N: 0-0

1/14/86	W	61-57	H
12/6/86	L	62-44	A
12/21/86	L	65-64	H
11/9/18	W	82-51	H

**TEXAS TECH (4-15)**

H: 4-5; A: 0-9; N: 0-1

1/13/78	L	64-53	N
2/2/82	L	98-76	A
12/7/91	L	83-42	H
12/10/92	L	96-38	A
12/28/96	L	66-35	A
12/20/97	L	65-62	H
12/29/98	L	87-46	A
12/8/99	L	66-59	H
12/4/00	L	80-56	A
11/30/01	W	74-65	H
3/29/03	L	71-48	H
12/13/08	W	63-54	H
12/5/09	L	65-55	A
11/12/10	L	80-53	H
11/11/11	L	69-43	A
11/15/12	W	65-61	H
11/13/13	L	64-56	A
11/20/16	L	69-58	A
12/6/17	W	90-56	H

**TOLEDO (0-1)**

H: 0-1; A: 0-0; N: 0-0

11/28/09	L	62-56	H
----------	---	-------	---

**TOWSON (1-0)**

H: 1-0; A: 0-0; N: 0-0

12/8/08	W	76-63	H
---------	---	-------	---

**TULSA (3-1)**

H: 1-1; A: 1-0; N: 1-0

1/16/97	W	78-43	H
2/15/97	W	65-58	A
3/2/98	W	64-54	N
11/25/16	L	67-64	H

**UAB (1-0)**

H: 1-0; A: 0-0; N: 0-0

3/21/01	W	77-55	H
---------	---	-------	---

**UCLA (2-0)**

H: 2-0; A: 0-0; N: 0-0

11/11/00	W	75-54	H
12/9/06	W	72-63	H

**UC IRVINE (2-0)**

H: 2-0; A: 0-0; N: 0-0

11/15/10	W	71-59	H
11/25/17	W	83-61	H

**UC RIVERSIDE (2-1)**

H: 1-1; A: 1-0; N: 0-0

1/18/85	W	71-66	A
11/29/15	L	70-62	H
11/5/19	W	80-70	H

**UC SANTA BARBARA (0-1)**

H: 0-1; A: 0-0; N: 0-0

1/10/86	L	65-62	H
---------	---	-------	---

**UMKC (0-1)**

H: 0-0; A: 0-0; N: 0-1

11/27/98	L	71-61	N
----------	---	-------	---

**UNLV (26-38)**

H: 15-11; A: 10-26; N: 1-1

1/20/75	L	71-64	A
2/18/77	L	72-53	A
2/19/77	L	93-54	A
12/2/77	L	94-74	A
12/3/77	L	96-78	A
1/12/79	L	91-81	A
2/14/79	L	77-69	H
12/13/79	W	83-72	H
2/17/80	L	70-55	H
2/6/81	L	75-69	A
12/12/81	W	81-71	H
1/5/84	L	79-39	A
1/17/98	W	77-60	A
2/15/98	W	89-69	H
1/22/00	L	55-51	H
2/19/00	L	65-50	A
3/8/00	L	52-50	A
1/18/01	W	79-51	H
2/17/01	L	75-70	A
1/6/02	L	62-53	H
1/26/02	L	72-60	A
2/1/03	W	65-60	H
2/27/03	L	68-45	A
1/31/04	W	70-66	H
2/24/04	W	59-54	A
1/27/05	L	63-60	A
2/26/05	W	68-65	H
3/11/05	W	70-67	N
1/28/06	W	60-47	H
3/2/06	L	65-63	A
3/8/06	L	57-45	N
1/27/07	W	77-56	H
3/1/07	L	70-59	A
3/7/07	W	80-52	A
2/2/08	W	94-64	H
3/4/08	W	68-65	A
1/7/09	W	75-49	H
2/7/09	L	57-51	A
1/9/10	W	63-54	A
2/10//10	L	65-59	H
1/22/11	L	59-51	H
2/23/11	W	68-60	A
1/21/12	L	64-50	H
2/18/12	L	65-60	A
3/7/12	W	61-58	A
1/9/13	L	68-57	A
2/9/13	L	58-57	H
3/14/13	W	72-59	A
1/15/14	L	78-56	A
2/19/14	W	65-58	H
1/21/15	W	63-60	H
2/21/15	L	79-73	A
1/13/16	W	67-53	H
2/3/16	L	57-48	A
1/11/17	L	56-42	A
2/1/17	L	61-52	H
1/17/18	L	66-68	H
2/24/18	L	62-74	A
1/9/19	L	57-66	A
1/23/19	W	80-77	(OT) H
1/18/20	L	51-68	H
2/15/20	W	80-64	A
1/15/21	L	78-60	A
1/17/21	W	81-73	A

**USC (1-1)**

H: 1-0; A: 0-1; N: 0-0

11/23/02	L	55-48	A
11/21/03	W	77-75	H

**U.S. INTERNATIONAL UNIVERSITY (0-1)**

H: 0-0; A: 0-1; N: 0-0

1/10/85	L	54-53	A
---------	---	-------	---

**UTAH (17-52)**

H: 13-18; A: 2-30; N: 2-2

2/21/75	L	45-38	A
2/12/76	L	57-43	H
12/11/76	L	79-52	A
2/3/77	L	64-52	A
3/4/77	L	71-46	A
1/21/78	L	69-64	A
3/10/78	L	70-67	N
1/26/79	L	84-81	H
2/1/80	L	77-59	A
2/23/80	L	67-63	H
1/17/81	L	77-72	H
2/19/81	L	71-43	A
1/2/82	L	68-57	A
3/4/82	W	73-60	H
1/27/83	L	72-62	H
2/26/83	L	71-58	A
1/26/84	W	60-55	H
2/25/84	L	66-59	A
2/2/85	W	72-66	H
2/27/85	L	66-65	A
2/1/86	L	63-54	A
2/27/86	L	68-49	H
2/17/87	L	60-40	A
3/7/87	W	73-61	H
2/8/92	L	76-42	H
3/5/92	L	86-34	A
1/16/93	L	68-41	A
2/11/93	L	68-48	H
1/29/94	L	65-56	H
2/3/94	L	64-42	A
1/26/95	L	83-73	H
2/4/95	L	87-53	A
2/3/96	L	97-94	(OT) H
2/10/96	L	73-55	A
3/8/96	W	55-53	H
1/4/97	L	53-49	(OT) H
1/30/97	L	64-42	A
1/3/98	L	57-48	A
1/29/98	W	76-59	H
1/28/99	L	61-50	A
2/27/99	W	52-45	H
2/3/00	W	74-70	(OT) H
3/2/00	L	67-59	A
1/7/01	L	76-73	H
3/3/01	L	64-59	A
1/19/02	W	66-55	H
2/14/02	L	67-59	A
2/8/03	L	64-61	(OT) A
3/6/03	W	51-48	H
1/25/04	L	52-43	A
2/19/04	W	49-46	H
3/13/04	W	71-50	N
1/22/05	W	61-55	H
2/13/05	W	70-63	A
3/12/05	W	47-37	N
1/5/06	W	59-42	H
2/4/06	L	75-62	A
1/7/07	L	49-48	H
2/8/07	W	73-65	A
1/23/08	L	60-57	A
2/23/08	L	57-53	H
2/1/09	L	53-50	H
3/4/09	L	57-54	A
3/13/09	L	56-55	N
1/12/10	L	46-40	A
2/13/10	L	52-49	H
3/10/10	L	51-45	(OT) N

1/19/11	L	56-53	H
2/19/11	L	61-58	A
<b>UTAH STATE (22-6)</b>			
H: 10-2; A: 12-3; N: 0-1			
2/8/75	L	62-46	H
1/29/76	L	73-53	A
1/20/77	W	101-98	(2OT) A
2/28/77	W	90-86	H
1/27/78	W	68-64	H
2/3/79	W	86-69	A
1/31/85	W	70-49	H
3/2/85	W	79-77	A
1/28/86	W	62-45	A
2/15/86	W	72-45	H
1/29/87	W	62-55	H
2/21/87	W	65-54	A
1/29/14	L	75-69	H
2/26/14	L	67-65	A
3/10/14	L	69-66	N
1/10/15	W	60-59	H
2/7/15	W	56-51	A
1/9/16	L	72-59	A
2/10/16	W	73-70	H
1/4/17	W	78-67	H
1/25/17	W	68-58	A
1/31/18	W	80-47	H
2/14/18	W	74-50	A
1/26/19	W	68-64	A
2/20/19	W	74-56	H
2/27/20	W	54-52	A
2/28/21	W	93-55	A
3/1/21	W	97-65	A
<b>UTAH VALLEY (2-0)</b>			
H: 2-0; A: 0-0; N: 0-0			
1/13/05	W	69-29	H
11/25/08	W	84-70	H
<b>UT ARLINGTON (1-4)</b>			
H: 1-2; A: 0-2; N: 0-0			
12/13/91	L	75-55	H
12/9/92	L	64-47	A
12/7/93	L	61-54	H
11/26/95	L	69-64	(OT) A
12/7/96	W	52-38	H
<b>UTEP (35-17)</b>			
H: 22-5; A: 13-12; N: 0-0			
2/14/75	W	45-42	H
2/6/76	W	65-46	H
1/28/77	W	65-55	A
3/4/78	W	42-38	A
1/19/79	W	91-57	H
1/18/80	W	76-60	A
2/27/80	W	77-50	H
1/20/81	W	68-51	H
2/10/81	L	77-65	A
1/23/82	W	69-50	A
2/6/82	W	78-67	H
11/23/82	W	81-54	H
3/3/83	W	67-51	A
11/29/83	W	75-72	A
12/10/83	W	75-42	A
1/14/85	W	69-63	H
2/21/85	W	64-54	A
1/16/86	W	67-60	H
2/11/86	L	80-63	A
11/29/86	W	61-58	H
2/12/87	L	72-65	A
2/1/92	L	76-41	A
2/27/92	L	47-42	H
1/30/93	L	60-45	A

2/27/93	W	73-70	(OT) H
1/22/94	L	67-49	H
3/5/94	L	66-43	A
2/18/95	L	75-45	A
3/1/95	L	52-37	H
2/17/96	W	59-51	H
2/28/96	W	64-55	A
1/25/97	L	73-51	A
2/20/97	W	60-43	H
1/24/98	W	61-56	(OT) H
2/19/98	L	77-65	A
1/23/99	W	64-61	H
2/20/99	W	68-56	A
11/19/99	W	79-48	H
12/28/99	W	95-57	H
11/30/00	W	87-37	H
11/23/01	W	98-45	A
12/30/07	L	57-53	H
12/16/08	W	66-43	H
12/20/10	L	64-62	A
12/10/11	L	53-43	H
12/20/12	L	60-45	A
12/14/14	W	72-57	H
12/2/15	L	70-62	A
12/11/16	W	79-66	H
11/30/17	W	59-35	A
12/5/18	W	69-51	H
11/19/19	W	93-78	A
<b>UTPA (1-1)</b>			
H: 1-1; A: 0-0; N: 0-1			
2/18/86	W	84-69	H
11/14/14	L	61-59	N
<b>UTSA (2-0)</b>			
H: 1-0; A: 1-0; N: 0-0			
12/8/01	W	55-38	A
12/8/02	W	66-49	H
<b>VILLANOVA (0-1)</b>			
H: 0-1; A: 0-0; N: 0-0			
11/29/03	L	70-57	H
<b>WASHINGTON (1-0)</b>			
H: 1-0; A: 0-0; N: 0-0			
3/14/99	W	68-63	H
<b>WASHINGTON STATE (0-1)</b>			
H: 0-0; A: 0-1; N: 0-0			
1/3/83	L	68-61	A
<b>WAYLAND BAPTIST (0-5)</b>			
H: 0-2; A: 0-2; N: 0-1			
2/17/79	L	71-67	A
12/11/79	L	84-69	H
11/21/80	L	100-78	N
11/21/81	L	79-48	N
1/16/84	L	62-59	H
<b>WEBER STATE (8-3)</b>			
H: 7-1; A: 1-2; N: 0-0			
2/7/75	W	59-55	H
1/31/76	L	58-52	A
12/10/76	W	68-64	H
1/22/77	W	92-89	H
1/28/78	W	86-74	H
3/11/78	W	78-72	A
2/2/79	L	109-98	A
11/20/00	W	62-44	H
1/11/03	W	70-57	H
11/27/12	W	67-44	H
3/16/16	L	75-67	H

<b>WESTERN CAROLINA (1-0)</b>			
H: 0-0; A: 0-0; N: 1-0			
12/28/14	W	56-37	N
<b>WESTERN ILLINOIS (1-0)</b>			
H: 1-0; A: 0-0; N: 0-0			
12/23/00	W	58-57	H
<b>WESTERN KENTUCKY (0-1)</b>			
H: 0-1; A: 0-0; N: 0-0			
11/16/97	L	77-76	H
<b>WESTERN MICHIGAN (2-0)</b>			
H: 2-0   A: 0-0   N: 0-0			
11/9/07	W	85-62	H
11/10/17	W	88-76	H
<b>WEST TEXAS A&amp;M (5-2)</b>			
H: 2-0; A: 3-2; N: 0-0			
11/17/78	W	95-59	H
11/17/79	W	103-49	A
11/22/80	W	94-72	A
11/20/81	W	81-66	A
2/3/83	W	91-61	H
1/18/84	L	77-74	A
1/17/85	L	81-54	A
<b>WEST VIRGINIA (0-3)</b>			
H: 0-1; A: 0-1; N: 0-1			
1/9/82	L	77-76	A
3/22/08	L	61-60	H
11/29/19	L	60-73	N
<b>WICHITA STATE (3-0)</b>			
H: 2-0; A: 1-0; N: 0-0			
11/22/97	W	56-44	A
11/21/98	W	71-57	H
11/24/17	W	76-62	H
<b>WILLIAM &amp; MARY (2-0)</b>			
H: 2-0; A: 0-0; N: 0-0			
11/29/02	W	79-61	H
11/28/08	W	68-51	H
<b>WISCONSIN GREEN BAY (0-1)</b>			
H: 0-0; A: 0-0; N: 0-1			
3/18/07	L	59-52	N
<b>WISCONSIN-MILWAUKEE (2-0)</b>			
H: 1-0; A: 1-0; N: 0-0			
1/2/96	W	72-48	A
11/26/13	W	72-58	H
<b>WYOMING (42-37)</b>			
H: 26-17; A: 13-25; N: 3-1			
2/1/75	L	65-45	A
1/24/76	W	63-44	H
1/15/77	W	61-58	A
2/3/78	W	70-57	H
2/10/79	L	55-53	A
1/11/80	L	65-63	A
2/9/80	W	63-60	H
1/12/81	L	82-72	A
2/13/81	W	69-66	H
1/30/82	W	79-56	H
2/11/82	L	79-71	A
2/10/83	L	76-72	A
3/8/83	W	56-55	H
2/11/84	W	62-41	A
3/7/84	W	68-62	H
2/7/85	W	68-65	A
3/9/85	W	90-79	H
2/6/86	W	64-59	H



3/8/86	L	58-57	A
2/5/87	L	68-54	A
2/28/87	W	66-60	H
1/25/92	L	74-45	H
2/25/92	L	81-54	A
2/6/93	L	69-57	A
3/4/93	L	75-52	H
1/15/94	L	69-58	A
2/27/94	L	70-54	H
1/14/95	L	78-53	H
2/23/95	L	73-67	A
1/13/96	L	70-64	A
2/24/96	W	84-74 (2OT)	H
3/6/96	W	76-59	H
1/11/98	W	72-45	H
2/5/98	W	60-46	A
1/27/00	W	76-61	A
2/24/00	W	88-52	H
1/25/01	W	57-53	A
2/24/01	W	65-54	H
2/2/02	W	56-41	H
2/28/02	W	70-61	A
1/25/03	L	71-58	A
2/20/03	W	70-37	H
2/7/04	W	61-56	A
3/4/04	W	58-39	H
3/12/04	W	51-44	N
2/3/05	W	62-49	H
3/5/05	W	65-48	A
1/15/06	W	62-39	H
2/15/06	L	59-52	A
1/4/07	L	54-51	A
2/4/07	W	50-43	H
3/9/07	W	65-53	N
1/9/08	L	58-52	H
2/10/08	L	70-55	A
2/4/09	L	54-52	A
3/7/09	W	63-45	H
1/16/10	W	74-61	H
2/17/10	L	78-55	A
1/8/11	L	63-53	H
2/8/11	L	78-65	A
3/9/11	W	67-61	N
1/14/12	L	62-50	H
2/11/12	W	60-57	A
1/30/13	L	72-54	H
3/2/13	L	72-50	A
1/8/14	W	75-65	H
2/5/14	L	79-75	A
1/24/15	W	60-54	H
3/6/15	W	66-55	A
1/16/16	L	66-48	A
1/21/17	L	68-52	A
2/25/17	L	60-58	H
1/10/18	L	55-66	A
2/21/18	L	62-63	H
3/6/18	L	66-69	N
1/19/19	W	78-75	A
3/7/19	W	57-50	H
12/7/19	L	66-73	H
2/8/20	W (OT)	74-71	A

**YALE (1-0)**

H: 0-0; A: 1-0; N: 0-0

1/4/87	W	71-70	A
--------	---	-------	---

**YOUNGSTOWN STATE (1-0)**

H: 1-0; A: 0-0; N: 0-0

11/28/03	W	54-36	H
----------	---	-------	---

## YEAR-BY-YEAR RESULTS

### 1974-75 (7-11, 5-8 Intermountain Conf.)

#### Head Coach: Kathy Marpe

1-10	Gallup	L, 45-79
1-11	Gallup	L, 42-70
1-20	at UNLV	L, 64-71
1-24	Colorado State*	L, 52-55
1-25	Colorado*	W, 55-38
1-31	at Northern Colorado*	L, 52-57
2-1	at Wyoming*	L, 45-65
2-7	Weber State*	W, 59-55
2-8	Utah State*	L, 46-62
2-13	Northern Arizona*	W, 65-37
2-14	Texas-El Paso*	W, 45-42
2-15	at New Mexico State*	W, 60-58
2-16	Eastern New Mexico	L, 41-60
2-21	at Utah*	L, 38-45
2-22	at BYU*	L, 36-60
2-26	Fort Bliss	W, 48-27
2-28	Arizona*	L, 33-83
3-2	Arizona State*	W, 55-42

\*Intermountain Conference Game

### 1975-76 (9-8, 8-5 Intermountain Conf.)

#### Head Coach: Kathy Marpe

1-9	Eastern New Mexico	W, 48-37
1-10	Eastern New Mexico	L, 43-47
1-15	at Colorado State*	W, 69-47
1-16	at Colorado*	W, 66-63
1-22	Northern Colorado*	L, 54-62
1-24	Wyoming*	W, 63-44
1-29	at Utah State*	L, 53-73
1-31	at Weber State*	L, 52-58
2-6	Texas-El Paso*	W, 65-46
2-7	Eastern New Mexico	W, 56-53
2-12	Utah*	L, 43-57
2-14	BYU*	W, 63-61
2-20	at Arizona*	W, 58-51
2-22	at Northern Arizona*	W, 49-46
2-25	at Arizona State*	L, 49-50
2-27	Gallup	W, 73-69
2-28	New Mexico State*	W, 74-65

\*Intermountain Conference Game

### 1976-77 (11-9, 9-4 Intermountain Conf.)

#### Head Coach: Kathy Marpe

12-10	Weber State	W, 68-64
12-11	at Utah	L, 52-79
1-13	at Northern Colorado*	L, 55-56
1-15	at Wyoming*	W, 61-58
1-20	at Utah State*	W, 101-98 (2 OT)
1-22	Weber State*	W, 92-89
1-27	at New Mexico State*	L, 57-59
1-28	at Texas-El Paso*	W, 65-55
2-3	at Utah*	L, 52-64
2-5	at BYU*	L, 79-83
2-10	Arizona*	W, 81-65
2-11	Northern Arizona*	W, 69-54
2-12	Arizona State*	W, 82-66
2-18	at UNLV	L, 53-72
2-19	at UNLV	L, 54-93
2-24	Colorado State*	W, 86-69
2-26	Colorado*	W, 74-57
2-28	Utah State	W, 90-86
3-4	Utah**	L, 46-71
3-5	BYU**	L, 73-75

\*Intermountain Conference Game

\*\* AIAW Regional Tournament, SLC, Utah

### 1977-78 (16-8, 11-2 Intermountain Conf.)

#### Head Coach: Kathy Marpe

11-25	at Colorado	W, 77-64
11-26	at Northern Colorado	W, 65-56
12-2	at UNLV	L, 74-94
12-3	at UNLV	L, 78-96

12-9	at Fort Hays	W, 74-57
12-10	at Kansas State	L, 60-79
1-6	New Mexico State	W, 63-54
1-13	Texas Tech!	L, 53-64
1-14	Oklahoma!	L, 74-75
1-19	at BYU*	L, 49-57
1-21	at Utah*	L, 64-69
1-27	Utah State*	W, 68-64
1-28	Weber State*	W, 86-74
2-3	Wyoming*	W, 70-57
2-4	Colorado State*	W, 85-50
2-11	Arizona*	W, 98-64
2-17	at Colorado*	W, 72-65
2-18	at Northern Colorado*	W, 74-55
2-24	Arizona State*	W, 74-54
2-25	Northern Arizona*	W, 79-64
3-3	New Mexico State*	W, 77-69
3-4	at Texas-El Paso*	W, 42-38
3-10	Utah**	L, 67-70
3-11	at Weber State**	W, 78-72

\*Intermountain Conference Game

\*\*AIAW Regional Tournament, Ogden, Utah

! - at Las Cruces, N.M.

### 1978-79 (19-10, 9-3 Intermountain Conf.)

#### Head Coach: Kathy Marpe

11-17	West Texas A&M	W, 95-59
11-18	Amarillo College	W, 94-71
11-24	Baylor	W, 80-61
11-25	Kansas State	W, 80-68
11-30	at Oral Roberts	L, 64-76
12-2	at Oklahoma	W, 70-67
12-6	at New Mexico State	W, 73-62
12-8	Fort Hays	W, 87-68
1-6	at Seattle University	L, 65-67 (OT)
1-9	at Oregon	L, 71-104
1-10	at Nevada-Reno	W, 78-60
1-12	at UNLV	L, 81-91
1-19	Texas-El Paso*	W, 91-57
1-20	New Mexico State*	W, 103-71
1-25	BYU*	W, 93-77
1-26	Utah*	L, 81-84
2-2	at Weber State*	L, 98-109
2-3	at Utah State*	W, 86-69
2-9	at Colorado State*	W, 78-49
2-10	at Wyoming*	L, 53-55
2-14	UNLV	L, 69-77
2-17	at Wayland Baptist	L, 67-71
2-19	Eastern New Mexico	W, 103-52
2-23	Northern Colorado*	W, 90-62
2-24	Colorado*	W, 93-73
2-28	at Arizona*	W, 94-65
3-2	at Arizona State*	W, 78-68
3-3	at Northern Arizona*	W, 106-81
3-7	Colorado	L, 77-79

\*Intermountain Conference Game

### 1979-80 (16-13, 5-5 Intermountain Conf.)

#### Head Coach: Kathy Marpe

11-14	at New Mexico State	W, 66-50
11-16	at Amarillo College	W, 66-40
11-17	at West Texas A&M	W, 103-49
11-23	Oral Roberts	W, 80-58
11-24	Kansas State	L, 60-65
11-29	at California	W, 69-57
11-30	Pepperdine!	L, 72-80
12-1	Nebraska!	W, 74-56
12-11	Wayland Baptist	L, 69-84
12-13	UNLV	W, 83-72
1-3	Nebraska-Omaha\$	W, 73-67
1-4	Oregon\$	W, 83-79
1-5	Kansas State\$	W, 68-57
1-11	at Wyoming*	L, 63-65
1-12	at Colorado State*	W, 79-61

1-18	at Texas-El Paso*	W, 76-60
1-25	Kansas State^	L, 58-61
1-26	Cheney State^	L, 51-62
2-1	at Utah*	L, 59-77
2-2	at BYU*	L, 62-75
2-8	Colorado State*	W, 81-65
2-9	Wyoming*	W, 63-60
2-11	New Mexico State	W, 76-62
2-15	Tennessee Tech	L, 60-79
2-17	UNLV	L, 55-70
2-22	BYU*	L, 70-92
2-23	Utah*	L, 63-67
2-27	Texas-El Paso*	W, 77-50
3-5	New Mexico State	L, 71-73

\*Intermountain Conference Game

! - at Berkley, Calif.

\$ - at Wichita, Kans.

^ - at Lawrence, Kans.

### 1980-81 (7-25, 2-8 Intermountain Conf.)

#### Head Coach: Doug Hoselton

11-6	Amarillo	L, 65-74
11-21	Wayland Baptist!	L, 78-100
11-22	West Texas A&M!	W, 94-72
11-28	Northern Arizona	W, 84-72
11-29	Illinois	L, 52-58
12-4	CS-Los Angeles\$	W, 72-62
12-5	at California	L, 59-98
12-6	Nebraska\$	W, 83-88
12-12	Missouri^	L, 62-108
12-13	Tennessee Tech^	L, 62-91
12-19	Penn State	L, 67-87
1-8	Minnesota	L, 53-73
1-9	Illinois	L, 61-84
1-10	Arkansas	L, 50-69
1-12	at Wyoming*	L, 72-82
1-16	BYU*	L, 83-87
1-17	Utah*	L, 72-77
1-20	Texas-El Paso*	W, 68-51
1-31	at New Mexico State	L, 71-73
2-1	Colo. Women's Coll.	W, 94-82
2-6	at UNLV	L, 69-75
2-7	Stephen F. Austin+	L, 51-67
2-10	at Texas-El Paso*	L, 65-77
2-13	Wyoming*	W, 69-66
2-14	Colorado State*	L, 61-66
2-16	New Mexico State	L, 65-79
2-19	at Utah*	L, 43-71
2-21	at BYU*	L, 69-95
2-24	at Colorado State*	L, 58-66
3-20	Hawaii>	L, 52-59
3-21	at Alaska-Fairbanks	W, 88-73
3-22	Purdue>	L, 51-62

\*Intermountain Conference Game

! - at Canyon, Texas

\$ - at Berkley, Calif.

^ - at Columbia, Mo.

+ - at Las Vegas, Nev.

> - at Alaska

### 1981-82 (15-13, 5-5 High Country Conf.)

#### Head Coach: Doug Hoselton

11-20	West Texas A&M!	W, 81-66
11-21	Wayland Baptist!	L, 48-79
11-23	New Mexico State	L, 59-60
11-27	Northern Arizona	W, 84-71
11-28	Arizona State	L, 71-97
12-5	Houston\$	L, 68-85
12-12	UNLV	W, 81-71
12-18	Colorado Women's Coll.	W, 77-58
1-2	at Utah*	L, 57-68
1-4	at BYU*	L, 88-91
1-9	at West Virginia	L, 56-71
1-11	at Ohio University	W, 70-65

1-13	at Glenville State	W, 74-29
1-15	at Penn State	L, 63-94
1-16	Boston^	L, 60-66
1-21	at Northern Arizona	W, 80-72
1-23	at Texas-El Paso*	W, 69-50
1-29	Colorado State*	L, 58-83
1-30	Wyoming*	W, 79-56
2-2	at Texas Tech	L, 76-98
2-6	Texas-El Paso*	W, 78-67
2-11	at Wyoming*	L, 71-79
2-13	at Colorado State*	W, 57-54
2-15	at New Mexico State	W, 90-74
2-19	Adams State	W, 79-64
2-23	Eastern New Mexico	W, 68-64
3-4	Utah*	W, 73-60
3-6	BYU*	L, 84-94

\*High Country Conference Game  
 ! - at Canyon, Texas  
 \$ - at San Diego, Calif.  
 ^ - at State College, Pa.

**1982-83 (13-10, 6-6 High Country Conf.)**

**Head Coach: Doug Hoselton**

11-23	Texas-El Paso*	W, 81-54
11-25	Missouri!	L, 57-102
11-26	Colo. College!	W, 91-53
11-27	Colo. College!	W, 71-55
12-3	Northern Arizona	W, 74-52
12-17	Rice	W, 86-72
1-1	at Eastern Washington	L, 64-73
1-3	at Washington State	L, 61-68
1-6	at Oregon State	L, 53-77
1-20	New Mexico Highlands	W, 87-49
1-22	at Northern Arizona	W, 70-60
1-27	Utah*	L, 62-72
1-29	BYU*	L, 82-85
2-3	West Texas A&M	W, 91-61
2-5	New Mexico State*	W, 81-73
2-10	at Wyoming*	L, 72-76
2-12	at Colorado State*	L, 57-70
2-24	at BYU*	L, 61-100
2-26	at Utah*	L, 58-71
3-3	at Texas-El Paso*	W, 67-51
3-5	at New Mexico State*	W, 69-61
3-8	Wyoming*	W, 56-55
3-12	Colorado State*	W, 68-61

\*High Country Conference Game  
 ! - at Plainview, Texas

**1983-84 (16-11, 9-3 High Country Conf.)**

**Head Coach: Doug Hoselton**

11-23	Colorado*	L, 66-79
11-26	at Northern Arizona	W, 72-70 (OT)
11-29	Texas-El Paso*	W, 75-72
2-2	Oral Roberts!	L, 70-84
12-3	Colorado St.!	W, 95-64
12-10	at Texas-El Paso*	W, 75-42
12-16	Hardin Simmons	W, 71-59
12-18	Montana State\$	W, 90-62
12-19	at Boise State	L, 72-83
1-5	at UNLV	L, 39-79
1-6	Cal-Poly Pomona^	L, 54-76
1-7	Arizona St.^	L, 59-67
1-12	Adams State	W, 87-61
1-16	Wayland Baptist	L, 59-62
1-18	at West Texas A&M	L, 74-77
1-21	Northern Arizona	W, 80-74
1-26	Utah*	W, 60-55
1-28	BYU*	W, 83-79
1-31	New Mexico Highlands	W, 77-61
2-9	at Colorado State*	L, 54-64
2-11	at Wyoming*	W, 62-41
2-18	New Mexico State*	W, 57-41
2-23	at BYU*	L, 71-93

2-25	at Utah*	L, 59-66
3-3	at New Mexico State*	W, 51-46
3-7	Wyoming*	W, 68-62
3-10	Colorado State*	W, 68-54

\*High Country Conference Game  
 ! - at Berkley, Calif.  
 \$ - at Boise, Idaho  
 ^ - at Las Vegas, Nev.

**1984-85 (15-12, 6-6 High Country Conf.)**

**Head Coach: Doug Hoselton**

11-21	Fort Lewis College	W, 76-48
11-23	at Arizona State	W, 79-75
11-24	Drake!	L, 65-68
11-28	at Colorado	L, 69-71
12-1	at Northern Arizona	L, 71-93
12-15	Hardin Simmons	W, 89-67
1-2	Oregon	L, 49-79
1-4	Nebraska	W, 85-79
1-8	at UC Riverside	W, 71-66
1-10	at USIU	L, 53-54
1-12	at Loyola Marymount	W, 71-63
1-14	Texas-El Paso	W, 69-63
1-17	at West Texas A&M	L, 54-81
1-19	Northern Arizona	W, 68-60
1-26	at New Mexico State*	L, 60-62
1-31	Utah State*	W, 70-49
2-2	Utah*	W, 72-66
2-7	at Wyoming*	W, 68-65
2-9	at Colorado State*	L, 56-70
2-14	BYU*	L, 66-93
2-21	at Texas-El Paso	W, 64-54
2-23	New Mexico State*	L, 56-65
2-27	at Utah*	L, 65-66
3-1	at BYU*	L, 67-94
3-2	at Utah State*	W, 79-77 (OT)
3-7	Colorado State*	W, 71-65
3-9	Wyoming*	W, 90-79

\*High Country Conference Game  
 ! - at Tempe, Ariz.

**1985-86 (11-18, 5-7 High Country Conf.)**

**Head Coach: Doug Hoselton**

11-29	at Minnesota	L, 57-68
11-30	Central Michigan!	L, 52-77
12-3	Abilene Christian	L, 74-76
12-9	Oklahoma	L, 61-73
12-14	Southern Illinois	L, 45-67
1-3	Auburn\$	L, 41-69
1-4	Oklahoma State\$	L, 54-58
1-5	Cornell\$	L, 53-54
1-7	at Hawaii-Pacific	W, 94-41
1-10	Cal-Santa Barbara	L, 62-65
1-11	Northern Arizona	L, 37-41
1-14	Southwest Texas State	W, 61-57
1-16	Texas-El Paso	W, 67-60
1-17	Adams State	W, 89-55
1-20	Cleveland State	W, 64-62
1-25	New Mexico State*	L, 49-66
1-28	at Utah State*	W, 62-45
1-30	at BYU*	L, 40-78
2-1	at Utah*	L, 54-63
2-6	Wyoming*	W, 64-59
2-8	Colorado State*	L, 60-75
2-11	at Texas-El Paso	L, 63-80
2-15	Utah State*	W, 72-45
2-18	UT-Pan American	W, 84-69
2-22	at New Mexico State*	L, 65-68
2-27	Utah*	L, 49-68
3-1	BYU*	W, 68-66
3-6	at Colorado State*	W, 53-42
3-8	at Wyoming*	L, 57-58

\*High Country Conference Game  
 ! - at Minnesota

\$ - at Hawaii

**1986-87 (11-16, 5-7 High Country Conf.)**

**Head Coach: Doug Hoselton**

11-29	Texas-El Paso	W, 61-58
12-1	at Oklahoma	L, 51-87
12-6	at Southwest Texas State	L, 44-62
12-9	Eastern New Mexico	W, 61-59
12-12	Southwest Missouri State	L, 66-70
12-19	Oregon State	L, 60-75
12-21	Southwest Texas	L, 64-65
1-2	Metro State	W, 62-51
1-4	at Yale	W, 71-70
1-8	at Loyola Marymount	W, 66-39
1-9	at San Diego	L, 48-75
1-12	at Nevada-Reno	L, 61-70
1-22	Southern Utah	L, 74-81
1-23	Adams State	W, 70-58
1-29	Utah State*	W, 62-55
1-31	BYU*	L, 56-70
2-5	at Wyoming*	L, 54-68
2-7	at Colorado State*	L, 49-57
2-12	at Texas-El Paso	L, 65-72
2-14	at New Mexico State*	L, 59-75
2-17	at Utah*	L, 40-60
2-19	BYU*	L, 79-97
2-21	at Utah State*	W, 65-54
2-26	Colorado State*	W, 60-49
2-28	Wyoming*	W, 66-60
3-3	New Mexico State*	L, 74-78
3-7	Utah*	W, 73-61

\*High Country Conference Game

**1987-88 No Program**  
**1988-89 No Program**  
**1989-90 No Program**  
**1990-91 No Program**

**1991-92 (2-26, 0-14 WAC)**

**Head Coach: Maureen "Mo" Eckroth**

11-23	at Northern Arizona	L, 56-81
11-26	at New Mexico State	L, 45-108
11-29	at Arizona	L, 53-82
11-30	Richmond!	L, 57-70
12-2	at Arizona State	L, 46-100
12-7	Texas Tech	L, 42-83
12-13	Texas-Arlington	L, 55-75
12-21	Loyola Marymount	W, 74-66
12-31	at Colorado	L, 22-92
1-2	at Air Force	L, 41-61
1-7	Southern Utah	W, 76-66
1-13	New Mexico State	L, 57-83
1-15	New Mexico Highlands	L, 62-70
1-18	at San Diego State*	L, 44-91
1-23	Colorado State*	L, 57-83
1-25	Wyoming*	L, 45-75
1-30	at Creighton*	L, 44-88
2-1	at Texas-El Paso*	L, 41-76
2-6	BYU*	L, 48-95
2-8	Utah*	L, 42-76
2-15	San Diego State*	L, 52-74
2-23	at Colorado State*	L, 62-93
2-25	at Wyoming*	L, 54-81
2-27	Texas-El Paso*	L, 42-47
2-29	Creighton*	L, 50-104
3-5	at Utah*	L, 34-86
3-7	at BYU*	L, 61-93
3-10	Creighton**	L, 50-89

\*WAC Games  
 \*\*WAC Tournament, Salt Lake City, Utah  
 ! - at Tucson, Ariz.

**1992-93 (5-22, 3-12 WAC)****Head Coach Maureen "Mo" Eckroth**

12-1	Colorado	L, 37-86
12-3	at New Mexico State	L, 56-77
12-5	Air Force	W, 76-61
12-7	Arizona State	L, 36-91
12-9	at Texas-Arlington	L, 47-64
12-10	at Texas Tech	L, 38-96
12-22	San Diego	L, 43-66
12-30	New Mexico State	L, 49-63
1-2	Northern Arizona	W, 86-66
1-6	at Southern Utah	L, 53-64
1-8	at Loyola Marymount	L, 53-60
1-14	at Brigham Young *	L, 48-60
1-16	at Utah *	L, 41-68
1-22	Fresno State *	W, 71-58
1-24	San Diego State *	L, 44-55
1-30	at Texas-El Paso*	L, 45-60
2-4	at Colorado State *	L, 48-73
2-6	at Wyoming *	L, 57-69
2-11	Utah *	L, 48-68
2-13	BYU*	L, 64-70 (OT)
2-18	at San Diego State *	L, 51-78
2-20	at Fresno State *	L, 60-64
2-23	at New Mexico Highlands	L, 55-68
2-27	Texas-El Paso *	W, 73-70 (OT)
3-4	Wyoming *	L, 52-75
3-6	Colorado State *	W, 74-73
3-10	BYU**	L, 61-82

\*WAC Games

\*\*WAC Tournament, Salt Lake City, Utah

**1993-94 (2-26, 1-13 WAC)****Head Coach: Maureen "Mo" Eckroth**

11-27	New Mexico State	L, 55-70
11-29	at Northern Arizona	L, 52-74
12-4	at New Mexico State	L, 60-76
12-7	Texas-Arlington	L, 54-61
12-9	Baylor	L, 58-81
12-18	North Texas	L, 56-99
12-20	at Pacific	L, 58-85
12-22	at Loyola Marymount	L, 43-52
12-31	at Montana State	L, 50-76
1-1	Arizona St.!	L, 71-85
1-4	at Portland	L, 48-63
1-8	New Mexico Highlands	W, 68-59
1-13	at Colorado State *	L, 54-59
1-15	at Wyoming *	L, 58-69
1-22	Texas-El Paso *	L, 49-67
1-27	BYU*	L, 50-73
1-29	Utah *	L, 56-65
2-3	at Utah *	L, 42-64
2-5	at BYU*	L, 45-73
2-11	San Diego State *	L, 52-98
2-13	Fresno State *	W, 57-53
2-18	at Fresno State *	L, 53-70
2-20	at San Diego State *	L, 38-96
2-25	Colorado State *	L, 47-74
2-27	Wyoming *	L, 54-70
3-5	at Texas-El Paso *	L, 43-66
3-9	San Diego St.**	L, 60-95

\*WAC Games

\*\*WAC Tournament, Salt Lake City, Utah

! - at Bozeman, Mont.

**1994-95 (5-22, 2-12 WAC)****Head Coach: Maureen "Mo" Eckroth**

11-25	at Hawai'i	L, 61-82
11-26	Tennessee Tech!	L, 66-79
11-27	Arizona!	L, 58-77
12-2	Montana State	W, 66-64
12-3	Portland	L, 46-64
12-7	at New Mexico State	L, 50-75
12-10	New Mexico Highlands	W, 89-82

12-17	New Mexico State	L, 58-73
12-22	Loyola Marymount	W, 71-70
1-2	at Oklahoma	L, 66-95
1-4	at Baylor	L, 54-103
1-7	Northern Arizona	L, 65-75
1-12	Colorado State *	L, 63-71
1-14	Wyoming *	L, 53-78
1-19	at San Diego State *	L, 61-85
1-21	at Fresno State *	L, 58-75
1-26	Utah *	L, 73-83
1-28	BYU*	W, 63-60
2-2	at BYU*	L, 68-75
2-4	at Utah *	L, 53-87
2-9	Fresno State *	W, 85-76 (OT)
2-11	San Diego State *	L, 47-75
2-18	at Texas-El Paso *	L, 45-75
2-23	at Wyoming *	L, 67-73
2-25	at Colorado State *	L, 58-65
3-1	Texas-El Paso *	L, 37-52
3-8	San Diego State**	L, 39-57

\*WAC Games

\*\*WAC Tournament, Albuquerque, N.M.

! - at Honolulu, Hawaii

**1995-96 (14-15, 6-8 WAC)****Head Coach: Don Flanagan**

11-24	at North Texas	L, 59-63
11-26	at Texas-Arlington	L, 64-69 (OT)
11-28	Oklahoma	W, 82-75
12-1	Air Force	W, 63-60
12-2	Iowa State	L, 48-59
12-5	at New Mexico State	L, 59-69 (OT)
12-16	Southern Utah	W, 59-46
12-17	Fort Lewis	W, 82-32
12-22	New Mexico State	L, 73-78 (2OT)
12-31	at Marquette	W, 73-71
1-2	at Wisconsin-Milwaukee	W, 72-48
1-6	at Northern Arizona	L, 70-73
1-11	at Colorado State *	L, 45-74
1-13	at Wyoming *	L, 64-70
1-18	San Diego State *	W, 62-56
1-20	Fresno State *	W, 70-47
1-25	at Fresno State *	L, 60-66
1-27	at San Diego State *	L, 52-74
2-1	BYU*	W, 100-51
2-3	Utah *	L, 94-97 (OT)
2-8	at BYU*	L, 73-85
2-10	at Utah *	L, 55-73
2-17	Texas-El Paso *	W, 59-51
2-22	Colorado State *	L, 59-71
2-24	Wyoming *	W, 84-74 (2OT)
2-28	at Texas-El Paso *	W, 64-55
3-6	Wyoming**	W, 76-59
3-8	Utah**	W, 55-53
3-9	Colorado State**	L, 65-72

\*WAC Games

\*\*WAC Tournament, Albuquerque, N.M.

**1996-97 (18-10, 8-8 WAC)****Head Coach: Don Flanagan**

11-28	at New Mexico State	W, 48-47
11-29	Idaho!	W, 69-68
11-30	at St. Mary's	W, 71-60 (OT)
12-3	Northern Arizona	W, 71-61
12-6	Denver	W, 55-38
12-7	Texas-Arlington	W, 52-38
12-11	at Arizona State	W, 68-55
12-14	Southern Utah	W, 62-54
12-21	New Mexico State	W, 63-44
12-28	at Texas Tech	L, 35-66
1-2	BYU*	W, 63-45
1-4	Utah *	L, 49-53 (OT)
1-10	at TCU *	L, 55-77
1-12	at SMU *	L, 45-66

1-16	Tulsa *	W, 78-43
1-18	Rice *	W, 60-57 (OT)
1-25	at UTEP *	L, 51-73
1-30	at Utah *	L, 42-64
2-1	at BYU*	L, 77-83
2-6	SMU *	W, 68-61
2-8	TCU *	W, 69-57
2-13	at Rice *	L, 48-74
2-15	at Tulsa *	W, 65-58
2-20	UTEP *	W, 60-43
2-22	at Hawai'i *	W, 52-51
2-28	Hawai'i *	L, 44-53
3-3	Fresno State**	W, 70-59
3-5	San Diego State**	L, 50-57

\*WAC Games

\*\*WAC Tournament, Las Vegas, Nev.

! - at Saint Mary's

**1997-98 (26-7, 10-4 WAC)****Head Coach: Don Flanagan**

11-14	Santa Clara (NIT)	W, 69-62
11-16	#16 Western Kentucky (NIT)	L, 76-77
11-22	at Wichita State	W, 56-44
11-26	New Mexico State	W, 81-50
11-28	Texas Southern	W, 85-32
11-30	at New Mexico State	W, 73-57
12-5	Cal State Fullerton	W, 89-52
12-6	Kent State University	W, 66-43
12-10	Arizona State	W, 67-39
12-13	Oklahoma State	W, 65-44
12-20	#6 Texas Tech	L, 62-65
12-29	at Montana State	W, 75-69
1-1	at BYU*	W, 67-64
1-3	at #25 Utah *	L, 48-57
1-6	Colorado State *	L, 63-66
1-11	Wyoming *	W, 72-45
1-15	at Air Force *	W, 77-42
1-17	at UNLV *	W, 77-60
1-24	Texas-El Paso *	W, 61-56 (OT)
1-29	#9 Utah *	W, 76-59
1-31	BYU*	W, 75-63
2-5	at Wyoming *	W, 60-46
2-8	at Colorado State *	L, 72-83
2-12	Air Force *	W, 91-45
2-15	UNLV *	W, 89-69
2-19	at Texas-El Paso*	L, 65-77
2-21	TCU	W, 74-55
2-26	at TCU	W, 81-45
3-2	Tulsa **	W, 64-54
3-4	#16 Hawai'i**	W, 79-65
3-6	Colorado State**	W, 76-60
3-7	Rice**	W, 69-48
3-13	#25 Nebraska***	L, 59-76

\*WAC Games

\*\*WAC Tournament, Las Vegas, Nev.

\*\*\*NCAA Tournament, Norfolk, Va.

**1998-99 (24-7, 12-2 WAC)****Head Coach: Don Flanagan**

11-14	Northern Arizona	W, 67-49
11-15	Northwestern	W, 73-68
11-19	Montana State	W, 56-39
11-21	Wichita State	W, 71-57
11-27	Missouri-Kansas City.!	L, 61-71
11-28	Northwestern St.!	L, 59-66
12-4	North Texas	W, 66-53
12-5	Northeast Louisiana	W, 64-50
12-12	New Mexico State	W, 57-43
12-19	Houston	W, 77-61
12-29	at Texas Tech	L, 46-87
1-3	at New Mexico State	W, 55-54
1-7	at San Diego State *	W, 66-53
1-9	at Hawai'i *	W, 71-66
1-14	Fresno State *	W, 71-62

1-16	San Jose State *	W, 66-43
1-23	Texas-El Paso *	W, 64-61
1-28	at Utah *	L, 50-61
1-30	at BYU*	L, 55-73
2-4	San Diego State *	W, 75-51
2-7	Hawai'i *	W, 69-55
2-11	at San Jose State *	W, 58-49
2-13	at Fresno State *	W, 71-59
2-20	at Texas-El Paso *	W, 68-56
2-25	BYU*	W, 68-60
2-27	Utah *	W, 52-45
3-3	TCU**	W, 74-62
3-5	SMU**	L, 45-53
3-12	Pepperdine***	W, 81-69
3-14	Washington***	W, 68-63
3-17	Drake ***	L, 60-73

\*WAC Games  
 \*\*WAC Tournament, Las Vegas, Nev.  
 \*\*\*WNIT, Albuquerque, N.M.  
 ! - at Stillwater, Okla.

**1999-00 (18-11, 9-5 MW)**

**Head Coach: Don Flanagan**

11-19	at Texas-El Paso	W, 79-48
11-21	at New Mexico State	W, 59-46
11-27	at #24 Arizona	L, 63-74
11-29	at Houston	L, 51-72
12-3	Texas Southern	W, 78-39
12-4	American	W, 63-59
12-6	Kentucky	L, 52-62
12-8	#12 Texas Tech	L, 59-66
12-12	Florida International	W, 64-55
12-21	Arkansas	W, 71-66
12-28	Texas-El Paso	W, 95-57
1-1	Oral Roberts	W, 65-48
1-6	New Mexico State	W, 71-47
1-15	at Air Force*	W, 72-53
1-20	San Diego State*	W, 65-47
1-22	UNLV*	L, 51-55
1-27	at Wyoming*	W, 76-61
1-29	at Colorado State*	L, 51-79
2-3	Utah*	W, 74-70 (OT)
2-5	BYU*	W, 65-59
2-12	Air Force*	W, 84-42
2-17	at San Diego State*	W, 66-60
2-19	at UNLV*	L, 50-65
2-24	Wyoming*	W, 88-52
2-26	Colorado State*	W, 67-59
3-2	at Utah*	L, 59-67
3-4	at BYU*	L, 45-60
3-8	UNLV**	L, 50-52
3-16	Long Beach State***	L, 63-87

\*MW Games  
 \*\*MW Tournament, Las Vegas, Nev.  
 \*\*\*WNIT, Albuquerque, N.M.

**2000-01 (22-13, 8-6 MW)**

**Head Coach: Don Flanagan**

11-10	#7 LSU	L, 49-54
11-11	UCLA	W, 75-54
11-20	Weber State	W, 62-44
11-24	Nicholls State	W, 83-41
11-25	#14 Mississippi State	L, 59-66
11-28	New Mexico State	W, 82-53
11-30	UTEP	W, 87-37
12-4	at #8 Texas Tech	L, 56-80
12-17	vs. #18 Florida at Miami	L, 58-79
12-19	at New Mexico State	W, 87-68
12-22	Temple	W, 78-59
12-23	Western Illinois	W, 58-57
12-28	at Oregon State	L, 64-75
12-30	at Portland State	W, 72-52
1-7	#25 Utah*	L, 73-76
1-13	at Air Force*	W, 68-44

1-18	UNLV*	W, 79-51
1-20	San Diego State*	W, 86-66
1-25	at Wyoming*	W, 57-53
1-27	at Colorado State*	L, 65-68
2-3	BYU*	W, 72-79
2-10	Air Force*	W, 65-52
2-15	at San Diego State*	L, 53-56
2-17	at UNLV*	L, 70-75
2-22	Colorado State*	W, 72-68
2-24	Wyoming*	W, 65-54
3-1	at BYU*	W, 78-70
3-3	at#13 Utah*	L, 59-64
3-7	vs. San Diego State**	W, 55-49
3-9	vs. Colorado State**	L, 65-70
3-15	Houston***	W, 72-49
3-17	Arizona***	W, 75-62
3-21	Alabama-Birmingham***	W, 77-55
3-24	Hawai'i***	W, 68-43
3-28	Ohio State***	L, 61-62

\*MW Games  
 \*\*MW Tournament, Las Vegas, Nev.  
 \*\*\*WNIT, Albuquerque, N.M.

**2001-02 (22-9, 10-4 MW)**

**Head Coach: Don Flanagan**

11-9	Pacific	W, 81-54
11-11	#12 Colorado	L, 63-78
11-20	at New Mexico State	W, 80-74
11-23	at Texas-El Paso	W, 98-45
11-27	Arizona	W, 75-67
11-30	#8 Texas Tech	W, 74-65
12-2	Oregon State	L, 61-77
12-6	#17 at Texas	L, 58-71
12-8	at UT-San Antonio	W, 55-38
12-15	Portland State	W, 82-41
12-18	New Mexico State	W, 82-55
12-21	St. Bonaventure	W, 56-46
12-22	Central Michigan	W, 71-40
1-2	Loyola Marymount	W, 71-61
1-6	UNLV*	L, 53-62
1-12	at Air Force*	W, 64-43
1-17	BYU*	W, 58-52
1-19	Utah*	W, 66-55
1-23	at San Diego State*	W, 58-49
1-26	at UNLV*	L, 60-72
1-31	#18 Colorado State*	W, 56-50
2-2	Wyoming*	W, 56-41
2-7	Air Force*	W, 78-48
2-14	at Utah*	L, 59-67
2-16	at BYU*	W, 71-64
2-23	San Diego State*	W, 63-53
2-28	at Wyoming*	W, 70-61
3-2	at #20 Colorado State*	L, 54-58
3-6	vs. San Diego State**	W, 65-52
3-8	vs. BYU**	L, 58-71
3-15	vs. Notre Dame***	L, 44-58

\*MW Games  
 \*\*MW Tournament, Las Vegas, Nev.  
 \*\*\*NCAA Tournament, Knoxville, Tenn.

**2002-03 (24-9, 9-5 MW)**

**Head Coach: Don Flanagan**

11-23	at USC	L, 48-55
11-25	at Cal State Fullerton	W, 80-55
11-29	William & Mary	W, 79-61
11-30	Kent State	W, 88-46
12-3	New Mexico State	W, 86-75
12-7	#17/16 Texas	W, 77-70
12-8	Texas-San Antonio	W, 66-49
12-14	Dartmouth	W, 69-43
12-15	Memphis	W, 78-42
12-18	at #23/24 Arizona	L, 61-70
12-21	#17/17 Louisiana Tech	L, 54-67
12-30	at New Mexico State	W, 76-58

1-11	Weber State	W, 70-57
1-18	Air Force*	W, 93-57
1-23	at Colorado State*	L, 53-66
1-25	at Wyoming*	L, 58-71
1-30	San Diego State*	W, 75-42
2-1	UNLV*	W, 65-60
2-6	at BYU*	L, 46-57
2-8	at Utah*	L, 61-64 (OT)
2-15	at Air Force*	W, 71-40
2-20	Wyoming*	W, 70-37
2-22	Colorado State*	W, 74-54
2-27	at UNLV*	L, 45-68
3-1	at San Diego State*	W, 64-46
3-6	RV/#25 Utah*	W, 51-48
3-8	BYU*	W, 63-44
3-12	vs. San Diego State**	W, 54-49
3-14	vs. Colorado State**	W, 65-51
3-15	vs. BYU**	W, 52-46
3-22	Miami***	W, 91-85 (OT)
3-24	#13/13 Mississippi St.***	W, 73-61
3-29	#7/8 Texas Tech***	L, 48-71

\*MW Games  
 \*\*MW Tournament, Las Vegas, Nev.  
 \*\*\*NCAA Tournament, Albuquerque, N.M.

**2003-04 (23-8, 12-2 MW)**

**Head Coach: Don Flanagan**

11-21	USC	W, 77-75
11-25	Cal State Fullerton	W, 59-52
11-28	Youngstown State	W, 54-36
11-29	Villanova	L, 57-70
12-2	Texas Southern	W, 103-41
12-5	Tennessee State	W, 89-18
12-6	South Carolina	L, 52-69
12-11	at San Francisco	L, 37-43
12-14	New Mexico State	W, 62-39
12-20	Arizona	L, 49-50
12-30	at New Mexico State	W, 68-44
1-3	at #3/3 Texas	L, 47-92
1-12	New Mexico Highlands	W, 78-35
1-17	at Air Force*	W, 65-43
1-22	at BYU*	W, 58-52
1-25	at Utah*	L, 43-52
1-29	San Diego State*	W, 76-42
1-31	UNLV*	W, 70-66
2-5	at Colorado State*	L, 57-72
2-7	at Wyoming*	W, 61-56
2-14	Air Force*	W, 79-31
2-19	#25/RV Utah*	W, 49-46
2-21	BYU*	W, 60-59
2-26	at UNLV*	W, 59-54
2-28	at San Diego State*	W, 47-44
3-4	Wyoming*	W, 58-39
3-6	Colorado State*	W, 59-52
3-10	vs. Air Force**	W, 63-50
3-12	vs. Wyoming**	W, 51-44
3-13	vs. Utah**	W, 71-50
3-20	Florida***	L, 56-68

\*MW Games  
 \*\*MW Tournament, Denver, Colo.  
 \*\*\*NCAA Tournament, Albuquerque, N.M.

**2004-05 (26-5, 12-2 MW)**

**Head Coach: Don Flanagan**

11-20	at New Mexico State	W, 57-44
11-23	at Oklahoma State	W, 60-56
11-26	Missouri	W, 67-48
11-27	Gonzaga	W, 76-54
12-4	No. 7/7 Texas	L, 56-73
12-10	Bowling Green	W, 73-43
12-11	San Diego	W, 58-50
12-18	No. 23/25 Arizona State	W, 61-45
12-21	New Mexico State	W, 56-27
12-31	San Francisco	W, 63-52

1-4	Morgan State	W, 101-22
1-9	at No. 11/11 Minnesota	L, 35-75
1-13	Utah Valley State	W, 69-29
1-15	Air Force*	W, 72-58
1-20	BYU*	W, 64-51
1-22	Utah*	W, 61-55
1-27	at UNLV*	L, 60-63
1-29	at San Diego State*	W, 72-53
2-3	Wyoming*	W, 62-49
2-5	Colorado State*	W, 75-49
2-10	at Air Force*	W, 77-69
2-13	at Utah*	W, 70-63
2-19	at BYU*	L, 46-55
2-24	San Diego State*	W, 78-58
2-26	UNLV*	W, 68-65
3-3	at Colorado State*	W, 71-63
3-5	at Wyoming*	W, 65-48
3-9	vs San Diego State**	W, 81-52
3-11	vs UNLV**	W, 70-67
3-12	vs Utah**	W, 47-37
3-20	vs Purdue***	L, 56-68

\*MW Games

\*\*MW Tournament, Denver, Colo.

\*\*\*NCAA Tournament, Knoxville, Tenn.

### 2005-06 (22-10, 11-5 MW)

**Head Coach: Don Flanagan**

11-11	Oral Roberts (WNIT)	W, 69-52
11-13	California (WNIT)	W, 55-46
11-16	22/25 Oklahoma (WNIT)	L, 63-74
11-18	at 12/12 Texas	W, 76-68
11-25	Marist	W, 61-54
11-26	Oklahoma State	W, 56-52
11-30	10/10 Minnesota	W, 62-44
12-6	at 15/12 Arizona State	L, 61-73
12-9	Louisiana Monroe	W, 70-57
12-10	North Dakota State	W, 75-59
12-21	at New Mexico State	W, 79-77 (3OT)
12-30	20/20 Oklahoma	L, 70-83
1-1	New Mexico State	W, 55-42
1-5	22/22 Utah*	W, 59-42
1-7	at Colorado State*	W, 73-57
1-11	at TCU*	L, 67-76
1-15	Wyoming*	W, 62-39
1-21	at Air Force*	W, 59-54
1-25	San Diego State*	W, 76-45
1-28	UNLV*	W, 60-47
2-2	at 19/19 BYU*	L, 55-60
2-4	at Utah*	L, 62-75
2-8	Colorado State*	W, 85-51
2-12	TCU*	W, 87-63
2-15	at Wyoming*	L, 52-59
2-22	Air Force*	W, 79-53
2-25	at San Diego State*	W, 75-48
3-2	at UNLV*	L, 63-65
3-4	18/16 BYU*	W, 74-49
3-8	vs. UNLV**	L, 45-57
3-18	vs. Florida***	W, 83-59
3-20	vs. 10/14 Baylor***	L, 67-87

WNIT Games in Albuquerque

\*MW Games

\*\*MW Tournament, Denver, Colo.

\*\*\*NCAA Tournament, Tucson, Ariz.

### 2006-07 (24-9, 11-5 MW)

**Head Coach: Don Flanagan**

11-10	vs. Florida Atlantic	W, 74-44
11-12	at #13/12 Arizona State	L, 49-67
11-13	vs. Nebraska	L, 59-66
11-17	#25/RV Texas	W, 63-60
11-24	Georgia Southern	W, 64-43
11-25	Siena	W, 78-39
12-2	New Mexico State	W, 81-47
12-5	at Arizona	W, 76-63

12-8	Sam Houston State	W, 77-41
12-9	UCLA	W, 72-63
12-19	at New Mexico State	W, 65-45
12-21	Northern Arizona	W, 62-51
12-30	vs. #8/7 Oklahoma	L, 58-80
1-4	at Wyoming*	L, 51-54
1-7	Utah*	L, 48-49
1-10	BYU*	L, 59-63
1-13	at Colorado State*	W, 73-42
1-18	Air Force*	W, 60-46
1-24	at TCU*	L, 43-67
1-27	UNLV*	W, 77-56
1-31	San Diego State*	W, 76-46
2-4	Wyoming*	W, 50-43
2-8	at Utah*	W, 73-65
2-10	at BYU*	W, 80-75
2-14	Colorado State*	W, 77-66
2-17	at Air Force*	W, 57-47
2-25	TCU*	W, 75-54
3-1	at UNLV*	L, 59-70
3-3	at San Diego State*	W, 67-48
3-7	vs. UNLV**	W, 80-52
3-9	vs. Wyoming**	W, 65-53
3-10	vs. BYU**	W, 63-49
3-18	vs. #21 UW Green Bay***	L, 52-59

\*MW Games

\*\*MW Tournament, Las Vegas, Nev.

\*\*\*NCAA Tournament, Hartford, Conn.

### 2007-08 (20-13, 9-7 MW)

**Head Coach: Don Flanagan**

11-9	Western Michigan	W, 85-62
11-10	Dayton	W, 72-64
11-11	Northwestern	W, 67-38
11-18	at No. 12/15 California	L, 44-52
11-23	Nicholls State	W, 79-49
11-24	Oregon	W, 65-46
12-2	at New Mexico State	L, 42-58
12-7	Norfolk State	W, 83-36
12-8	Towson	W, 76-63
12-15	Arizona	L, 36-44
12-18	No. 5/4 Stanford	L, 54-73
12-21	New Mexico State	W, 62-56
12-30	UTEP	L, 53-57
1-9	No. 21/22 Wyoming*	L, 52-58
1-12	at San Diego State*	W, 60-47
1-15	TCU*	L, 54-57
1-19	at Air Force*	W, 75-45
1-23	at Utah*	L, 57-60
1-26	BYU*	L, 38-41
2-2	UNLV*	W, 94-64
2-6	at Colorado State*	W, 74-47
2-10	at No. 22/22 Wyoming*	L, 55-70
2-13	San Diego State*	W, 63-54
2-17	at TCU*	L, 51-59 (OT)
2-20	Air Force*	W, 79-40
2-23	No. 18/18 Utah*	L, 53-57
2-26	at BYU*	W, 55-45
3-4	at UNLV*	W, 68-65
3-8	Colorado State*	W, 76-45
3-12	vs. BYU!	W, 59-41
3-14	vs. Colorado State!	W, 65-41
3-15	vs. San Diego State!	W, 62-59
3-22	No. 17/18 West Virginia#	L, 60-61

\*MW Games

! MW Tournament, Las Vegas, Nev.

#NCAA Tournament, Albuquerque, N.M.

### 2008-09 (25-11, 9-7 MW)

**Head Coach: Don Flanagan**

11-15	Alcorn State	W, 94-38
11-16	Idaho State	W, 82-47
11-17	Depaul	W, 68-66
11-20	at No. 8/8 Stanford	L, 46-84

11-25	Utah Valley	W, 84-70
11-28	William & Mary	W, 68-51
11-29	Nebraska	W, 62-51
12-4	New Mexico State	W, 80-48
12-9	North Texas	W, 66-63
12-13	Texas Tech	W, 63-54
12-16	UTEP	W, 66-43
12-20	at New Mexico State	W, 78-64
12-30	at No. 3/3 Texas A&M	L, 51-83
1-7	UNLV*	W, 75-49
1-10	at Air Force*	W, 73-39
1-17	at BYU*	W, 61-57
1-21	San Diego State*	L, 52-57
1-25	TCU*	W, 75-63
1-28	at Colorado State*	W, 76-68
2-1	Utah*	L, 50-53
2-4	at Wyoming*	L, 50-52
2-7	at UNLV*	L, 51-57
2-11	Air Force*	W, 79-33
2-17	BYU*	W, 52-37
2-21	at San Diego State*	L, 64-75
2-25	at TCU*	L, 38-41
2-28	Colorado State*	W, 78-56
3-4	at Utah*	L, 54-57
3-7	Wyoming*	W, 63-45
3-10	vs. Air Force!	W, 84-41
3-11	vs. Colorado State!	W, 62-48
3-13	vs. Utah!	L, 55-56
3-18	Southern#	W, 72-44
3-25	Nebraska#	W, 54-43
3-27	Oregon State#	W, 61-56
3-30	Kansas#	L, 69-78

\*MW Games

! MW Tournament, Las Vegas, Nev.

#WNIT Tournament, ABQ/Rio Rancho

### 2009-10 (19-13, 9-7 MW)

**Head Coach: Don Flanagan**

11-13	Northern Colorado	W, 81-59
11-15	Florida Gulf Coast	W, 80-64
11-18	Oklahoma State	L, 56-70
11-24	Northern Arizona	W, 72-40
11-27	North Carolina A&T	W, 77-55
11-28	Toledo	L, 56-62
12-2	at New Mexico State	W, 92-85
12-5	at Texas Tech	L, 55-65
12-9	at Arizona	W, 81-61
12-12	Loyola Marymount	W, 74-55
12-20	New Mexico State	W, 81-64
12-30	10/10 Texas A&M	L, 69-84
1-6	San Diego State*	L, 39-61
1-9	at UNLV*	W, 63-54
1-12	at Utah*	L, 40-46
1-16	Wyoming*	W, 74-61
1-20	Air Force*	W, 62-42
1-23	at Colorado State*	L, 60-67
1-27	at BYU*	W, 60-57
1-30	20/21 TCU*	W, 60-53
2-6	at San Diego State*	W, 65-58
2-10	UNLV*	L, 59-65
2-13	Utah*	L, 49-52
2-17	at Wyoming*	L, 55-78
2-20	at Air Force*	W, 65-46
2-24	Colorado State*	W, 65-50
2-27	BYU*	W, 62-30
3-2	at TCU*	L, 54-66
3-9	vs. Colorado State!	W, 67-54
3-10	vs. Utah!	L, 45-51 (OT)
3-17	SMU#	W, 66-51
3-23	at Oregon^	L, 67-93

\*MW Games

! MW Tournament, Las Vegas

# WNIT Tournament, Albuquerque, N.M.

^ WNIT Tournament, Eugene, Ore.

**2010-11 (13-18, 5-11 MW)****Head Coach: Don Flanagan**

11-12	vs. Texas Tech	L, 53-80
11-15	vs. UC Irvine	W, 71-59
11-20	vs. California	W, 63-54 (20T)
11-26	vs. San Francisco	W, 73-38
11-27	vs. Oklahoma State	L, 65-74 (20T)
12-01	at New Mexico State	W, 58-49
12-3	vs. Lamar!	W, 64-58
12-4	at Arizona State	L, 40-55
12-7	vs. Arizona	L, 60-84
12-12	at Oklahoma	L, 60-63
12-20	at UTEP	L, 62-64
12-30	vs. New Mexico State	W, 65-60
1-8	vs. Wyoming*	L, 53-63
1-12	at Colorado State*	L, 60-71
1-15	at San Diego State*	L, 53-56
1-19	vs. Utah*	L, 53-56
1-22	vs. UNLV*	L, 51-59
1-26	at TCU*	W, 65-54
1-29	at BYU	L, 64-76
2-2	vs. Air Force*	W, 64-59
2-8	at Wyoming*	L, 65-78
2-12	vs. Colorado State*	W, 86-53
2-15	vs. San Diego State*	L, 44-50
2-19	at Utah*	L, 58-61
2-23	at UNLV*	W, 68-60
2-26	vs. TCU*	L, 71-84
3-1	vs. BYU*	L, 49-65
3-5	at Air Force*	W, 73-70 (OT)
3-8	vs. San Diego State**	W, 65-57
3-9	vs. Wyoming**	W, 67-61
3-11	vs. TCU**	L, 40-61

\*MW Games

\*\* MW Tournament, Las Vegas, Nev.

! - at Tucson, Ariz.

**2011-12 (11-20, 3-11 MW)****Head Coach: Yvonne Sanchez**

11-11	at Texas Tech	L, 43-69
11-14	at North Texas	L, 50-63
11-19	Oklahoma	L, 56-58
11-22	Eastern New Mexico	W, 54-33
11-25	Morehead State	W, 69-52
11-26	Pepperdine	L, 56-59 (OT)
12-1	Loyola Marymount	L, 54-57
12-4	New Mexico State	W, 54-53
12-10	UTEP	L, 43-53
12-15	Northern Colorado	L, 54-61
12-18	at Houston Baptist	W, 65-38
12-21	at Arizona	L, 50-59
12-30	at New Mexico State	W, 59-58
1-2	Houston	W, 70-54
1-11	at Boise State*	L, 45-65
1-14	Wyoming*	L, 50-52
1-18	at San Diego State*	L, 47-77
1-21	UNLV*	L, 50-64
1-25	at Colorado State*	L, 54-61
1-28	at TCU*	L, 56-63
1-31	Air Force*	W, 67-44
2-4	Boise State*	L, 64-68
2-11	at Wyoming*	W, 60-57
2-15	San Diego State*	L, 44-57
2-18	at UNLV*	L, 60-65
2-22	Colorado State*	W, 53-45
2-25	TCU*	L, 52-63
2-29	at Air Force*	L, 47-52
3-7	vs. UNLV!	W, 61-58
3-9	vs. Boise State!	W, 51-50
3-10	vs. San Diego State!	L, 43-57

\*MW Games

! MW Tournament, Las Vegas

**2012-13 (17-14, 8-8 MW)****Head Coach: Yvonne Sanchez**

11-9	Northern Arizona	W, 68-57
11-15	Texas Tech	W, 65-61
11-18	Houston Baptist	W, 63-46
11-20	New Mexico State	W, 60-37
11-23	North Texas	W, 81-59
11-24	#8 Georgia	L, 42-72
11-27	Weber State	W, 67-44
11-30	at Houston	L, 62-77
12-4	Cal State Fullerton	W, 52-43
12-8	Arizona	L, 53-58
12-18	at New Mexico State	W, 68-44
12-20	at UTEP	L, 45-60
12-29	at #23 Colorado	L, 39-84
1-9	at UNLV*	L, 57-68
1-12	at Fresno State*	L, 65-69
1-16	Boise State*	W, 58-53
1-23	at Colorado State*	W, 68-54
1-26	San Diego State*	L, 39-63
1-30	Wyoming*	L, 54-72
2-2	at Nevada*	W, 69-66
2-6	at Air Force*	W, 72-67
2-9	UNLV*	L, 57-58
2-13	Fresno State*	L, 50-51
2-16	at Boise State*	W, 66-58
2-23	Colorado State*	W, 71-56
2-27	at San Diego State*	L, 44-72
3-2	at Wyoming*	L, 50-72
3-6	Nevada*	W, 66-43
3-9	Air Force*	W, 65-59
3-14	vs. UNLV!	W, 72-59
3-15	vs. San Diego State!	L, 39-67

\*MW Games

! MW Tournament, Las Vegas

**2013-14 (11-19, 6-12 MW)****Head Coach: Yvonne Sanchez**

11-9	Loyola Marymount	W, 69-65
11-13	at Texas Tech	L, 56-64
11-19	(RV) Texas	L, 52-67
11-23	#16 Colorado	L, 53-85
11-26	Wisconsin-Milwaukee	W, 72-58
11-29	Binghamton	L, 53-58
11-30	Southeast Missouri	W, 73-55
12-7	New Mexico State	W, 65-55
12-16	at #6 Stanford	L, 41-75
12-28	vs. Western Carolina\$	W, 56-37
12-29	at Miami\$	L, 50-67
1-5	at Colorado State*	L, 50-62
1-8	Wyoming*	W, 75-65
1-11	San Jose State*	W, 80-68
1-15	at UNLV*	L, 56-78
1-18	Fresno State*	L, 73-75
1-22	at Boise State*	L, 60-74
1-25	Colorado State*	L, 57-62
1-29	Utah State*	L, 69-75
2-1	vs. San Jose State**	W, 76-73
2-5	at Wyoming*	L, 75-79
2-12	Boise State*	L, 80-86
2-15	at Nevada*	L, 73-75
2-19	UNLV*	W, 65-58
2-22	at San Diego State*	L, 48-53
2-26	at Utah State*	L, 65-67
3-1	Nevada*	L, 55-60
3-4	at Air Force*	W, 76-62
3-7	San Diego State*	W, 62-46
3-10	vs. Utah State!	L, 66-69

\*MW Games

! MW Tournament, Las Vegas

\$ Miami Hurricane Holiday Tournament

^ Played at DeAnza College (Cupertino, CA)

**2014-15 (21-13, 14-4 MW)****Head Coach: Yvonne Sanchez**

11-14	vs. UTPA\$	L, 59-61
11-15	vs. 5/5 Texas A&M\$	L, 52-66
11-16	at 18/18 DePaul\$	L, 59-97
11-24	5/1 Stanford	L, 65-70
11-29	Boston U.	W, 56-49
11-30	UC Riverside	L, 62-70
12-3	at 4/4 Texas	L, 37-86
12-7	at New Mexico State	L, 59-70
12-14	UTEP	W, 72-57
12-18	Cal Poly (SLO)	W, 84-68
12-21	Northern Arizona	W, 56-37
12-31	at Fresno State*	L, 65-71
1-3	at Colorado State*	L, 38-44
1-7	San Diego State*	W, 62-53
1-10	Utah State*	W, 60-59
1-14	at Air Force*	W, 70-47
1-17	at Boise State*	L, 65-86
1-21	UNLV*	W, 63-60
1-24	Wyoming*	W, 60-54
1-31	at San José State*	W, 64-62
2-4	Air Force*	W, 69-46
2-7	at Utah State*	W, 56-51
2-11	Colorado State*	W, 67-40
2-14	Nevada*	W, 63-45
2-18	at San Diego State*	W, 63-47
2-21	at UNLV*	L, 73-79
2-25	Boise State*	W, 63-50
2-28	Fresno State*	W, 63-60
3-6	at Wyoming*	W, 66-55
3-10	vs. San Diego State!	W, 57-56
3-11	vs. Fresno State!	W, 64-53
3-13	vs. Boise State!	L, 60-66
3-18	North Dakota#	W, 54-51
3-23	Oral Roberts#	L, 61-63

\$ Maggie Dixon Classic, Chicago, Ill.

\*MW Games

! MW Tournament, Las Vegas

# WBI Tournament, ABQ (Johnson Center)

**2015-16 (17-15, 9-9 MW)****Head Coach: Yvonne Sanchez**

11-13	Houston Baptist	W, 65-57
11-17	at New Mexico State	L, 59-78
11-21	Sacramento State	W, 84-71
11-24	Nicholls State	W, 83-43
11-27	Southern Utah\$	W, 70-48
11-28	Duquesne\$	L, 69-78
12-2	UTEP	L, 62-70
12-5	at SMU	W, 63-58
12-12	Pepperdine	W, 60-52
12-16	at Minnesota	W, 72-53
12-20	New Mexico State	L, 47-52
12-30	at Nevada*	W, 51-47
1-2	Fresno State*	L, 65-69 (20T)
1-9	at Utah State*	L, 56-72
1-13	UNLV*	W, 67-53
1-16	at Wyoming*	L, 48-66
1-23	San Jose State*	W, 71-57
1-27	at Air Force*	W, 63-33
1-30	Boise State*	L, 60-81
2-3	at UNLV*	L, 48-57
2-6	San Diego State*	L, 46-51
2-10	Utah State*	W, 73-70
2-13	at San Jose State*	L, 58-59
2-17	at Boise State*	W, 70-60
2-20	Air Force*	W, 58-36
2-24	Colorado State*	L, 48-49
2-27	at Fresno State*	L, 43-51
3-1	at San Diego State*	W, 64-45
3-4	Nevada*	W, 66-42
3-8	San Jose State!	W, 65-51
3-9	Colorado State!	L, 42-60

3-16 Weber State# L, 67-75  
 \$ UNM Thanksgiving Tournament  
 \*MW Games  
 ! MW Tournament, Las Vegas  
 # WBI Tournament, ABQ (Johnson Center)

**2016-17 (15-15, 10-8 MW)**

**Head Coach: Mike Bradbury**

11-12 Fairleigh Dickinson W, 83-56  
 11-15 New Mexico State W, 84-55  
 11-20 at Texas Tech L, 58-69  
 11-25 Tulsa\$ L, 64-67  
 11-26 Saint Joseph's\$ L, 67-79  
 11-30 at New Mexico State L, 70-77  
 12-3 SMU W, 64-49  
 12-6 Minnesota L, 65-69  
 12-11 UTEP W, 79-66  
 12-21 at Marquette L, 52-62  
 12-29 at Fresno State\* W, 80-54  
 12-31 San Diego State\* W, 85-42  
 1-4 Utah State\* W, 78-67  
 1-7 at Nevada\* W, 69-63  
 1-11 at UNLV\* L, 42-56  
 1-14 Colorado State\* L, 63-78  
 1-18 Boise State\* W, 75-68  
 1-21 at Wyoming\* L, 52-68  
 1-25 at Utah State\* W, 68-58  
 1-28 Nevada\* W, 59-50  
 1-29 Northern New Mexico W, 87-47  
 2-1 UNLV\* L, 52-61  
 2-4 at San José State\* W, 82-72  
 2-8 Air Force\* W, 81-64  
 2-15 at Boise State\* L, 62-64  
 2-18 Fresno State\* W, 66-57  
 2-22 at Colorado State\* L, 55-58  
 2-25 Wyoming\* L, 58-60  
 3-3 at San Diego State\* L, 51-63  
 3-7 vs. Boise State! L, 62-64  
 \$ UNM Thanksgiving Tournament  
 \*MW Games  
 ! MW Tournament (Las Vegas, Nev.)

**2017-18 (25-11, 10-8 MW)**

**Head Coach: Mike Bradbury**

11-10 Western Michigan W, 88-76  
 11-13 Marquette W, 88-87  
 11-15 Northern New Mexico W, 107-66  
 11-18 New Mexico State W, 86-75  
 11-24 Wichita State^ W, 76-62  
 11-25 UC Irvine^ W, 83-61  
 11-26 Illinois^ W, 97-68  
 11-30 at UTEP W, 59-35  
 12-2 at New Mexico State W, 101-93  
 12-6 Texas Tech W, 90-56  
 12-10 Navy W, 94-87 (OT)  
 12-16 at Oklahoma L, 63-105  
 12-20 Lamar W, 90-58  
 12-28 at Air Force\* W, 88-59  
 12-30 Nevada\* W, 72-68  
 1-3 Boise State\* W, 100-83  
 1-6 at San Jose State\* L, 86-95  
 1-10 at Wyoming\* L, 55-66  
 1-13 Fresno State\* W, 88-75  
 1-17 UNLV\* L, 66-68  
 1-20 at San Diego State\* L, 89-97  
 1-27 at Colorado State\* L, 71-74 (OT)  
 1-31 Utah State\* W, 80-47  
 2-3 San Jose State\* W, 92-62  
 2-7 at Boise State\* L, 85-91  
 2-10 Air Force\* W, 57-49  
 2-14 at Utah State\* W, 74-50  
 2-21 Wyoming\* L, 62-63  
 2-24 at UNLV\* L, 62-74  
 2-27 Colorado State\* W, 54-48

3-2 at Fresno State\* W, 93-89 (OT)  
 3-5 vs San Jose State! W, 84-54  
 3-6 vs Wyoming! L, 66-69  
 3-15 Saint Mary's# W, 82-80  
 3-20 Rice# W, 93-73  
 3-22 TCU# L, 72-81  
 \* - MW game  
 ^ - Lobo Classic Holiday Tournament  
 ! - MW Tournament (Las Vegas, Nev.)  
 # - WNIT (Dreamstyle Arena)

**2018-19 (24-7, 14-4 MW)**

**Head Coach: Mike Bradbury**

11-9 Texas State^ W, 82-51  
 11-11 Auburn^ L, 76-79  
 11-18 Hartford^ W, 72-65  
 11-24 at Houston W, 89-84 (2OT)  
 11-28 Oklahoma W, 84-80  
 12-1 New Mexico State W, 83-58  
 12-5 UTEP W, 69-51  
 12-8 at Northern Arizona W, 84-55  
 12-15 at New Mexico State W, 75-50  
 12-19 Sacramento State% W, 85-53  
 12-20 Stephen F. Austin% W, 74-33  
 1-2 Air Force\* W, 78-57  
 1-5 at Nevada\* W, 66-64  
 1-9 at UNLV\* L, 57-66  
 1-12 Colorado State\* W, 70-58  
 1-16 San Diego State\* W, 70-62  
 1-19 at Wyoming\* W, 78-75  
 1-23 UNLV\* W, 80-77 (OT)  
 1-26 at Utah State\* W, 68-64  
 2-2 Fresno State\* W, 82-73  
 2-6 at San Diego State\* L, 59-61  
 2-9 Nevada\* W, 85-74  
 2-13 at San Jose State\* W, 79-60  
 2-16 at Fresno State\* L, 70-77  
 2-20 Utah State\* W, 74-56  
 2-27 San Jose State\* W, 110-72  
 3-2 at Colorado State\* W, 79-56  
 3-4 at Boise State\* L, 66-70  
 3-7 Wyoming\* W, 57-50  
 3-11 vs. San Diego State! L, 61-70 (OT)  
 3-21 vs. Denver# L, 75-83  
 \* - MW game  
 ^ - Preseason WNIT (Albuquerque, N.M.)  
 % - Lobo Invitational (Albuquerque, N.M.)  
 ! - MW Tournament (Las Vegas, Nev.)  
 # - WNIT (Albuquerque, N.M.)

**2019-20 (15-17, 6-12 MW)**

**Head Coach: Mike Bradbury**

11/05 UC Riverside W, 80-70  
 11/08 Northern Arizona W, 83-76  
 11/12 Houston W, 81-71  
 11/17 at New Mexico State W, 86-67  
 11/19 at UTEP W, 93-78  
 11/28 vs Missouri^ W, 71-68  
 11/29 vs West Virginia^ L, 60-73  
 12/4 at Boise State\* L, 82-83 (OT)  
 12/7 Wyoming\* L, 66-73  
 12/10 Northern N.M. W, 92-44  
 12/14 at Arizona State L, 47-84  
 12/16 New Mexico State W, 107-53  
 12/18 Providence% W, 86-68  
 12/19 Loyola Marymount% L, 72-73  
 12/20 Ball State% L, 57-70  
 1/1 San José State\* L, 80-81  
 1/8 at Fresno State\* L, 81-84 (OT)  
 1/11 at Air Force\* W, 75-53  
 1/15 Colorado State\* W, 73-62  
 1/18 UNLV\* L, 51-68  
 1/22 at San José State\* L, 85-89  
 1/25 Nevada\* W, 87-67

1/29 at San Diego State\* L, 74-75  
 2/1 Fresno State\* L, 78-84  
 2/8 at Wyoming\* W, 74-71 (OT)  
 2/12 San Diego State\* L, 58-67  
 2/15 at UNLV\* W, 80-64  
 2/19 at Nevada\* L, 78-86 (OT)  
 2/22 Boise State\* L, 76-95  
 2/24 Air Force\* L, 66-79  
 2/27 at Utah State\* W, 54-52  
 3/1 vs Nevada! L, 64-74  
 \* - MW Game  
 ^ - Cancun Classic (Cancun, Mexico)  
 % - Lobo Invitational (Albuquerque, N.M.)  
 ! - MW Tournament (Las Vegas, Nev.)

**2020-21 (15-5, 11-3 MW)**

**Head Coach: Mike Bradbury**

12/4 at Midwestern State W, 93-65  
 12/6 at Sam Houston State W, 98-89  
 12/17 at Arkansas-Pine Bluff W, 120-66  
 12/31 at Nevada\* W, 88-69  
 1/2 at Nevada\* W, 78-67  
 1/15 at UNLV\* L, 78-60  
 1/17 at UNLV\* W, 81-73  
 1/21 at San Jose State Canceled  
 1/23 at San Jose State Canceled  
 1/28 Fresno State\*% W, 82-80  
 1/30 Fresno State\*% L, 91-69  
 2/3 at San Diego State\* W, 84-48  
 2/5 at San Diego State\* W, 65-48  
 2/17 at Wyoming\* Canceled  
 2/19 at Wyoming\* Canceled  
 2/23 at Air Force\* W, 80-66  
 2/24 at Air Force\* L, 75-73  
 2/28 at Utah State\* W, 93-55  
 3/1 at Utah State\* W, 97-65  
 3/4 Colorado State\* W, 68-55  
 3/5 Colorado State\* W, 71-62  
 3/8 Air Force! W, 67-51  
 3/9 Fresno State! L, 77-72  
 3/19 California Baptist\* L, 90-85  
 \* - MW Game  
 % - Home game played in Canyon, Texas  
 ! - MW Tournament (Las Vegas, Nev.)  
 ^ - WNIT (Fort Worth, Texas)






# ALL-TIME COACHING RECORDS

Year	Coach	Overall			Conference	Conference		
		Won	Lost	Pct.		Won	Lost	Pct.
1974-75	Kathy Marpe	7	11	.389	Intermountain	5	8	.384
1975-76	Kathy Marpe	9	8	.529	Intermountain	8	5	.615
1976-66	Kathy Marpe	11	9	.550	Intermountain	9	4	.692
1977-78	Kathy Marpe	16	8	.667	Intermountain	11	2	.846
1978-79	Kathy Marpe	19	10	.655	Intermountain	9	3	.750
1979-80	Kathy Marpe	16	13	.551	Intermountain	5	5	.500
1980-81	Doug Hoselton	7	25	.218	High Country	2	8	.200
1981-82	Doug Hoselton	15	13	.535	High Country	5	5	.500
1982-83	Doug Hoselton	13	10	.583	High Country	4	6	.400
1983-84	Doug Hoselton	16	11	.592	High Country	7	3	.700
1984-85	Doug Hoselton	15	12	.556	High Country	6	6	.500
1985-86	Doug Hoselton	11	18	.379	High Country	5	7	.416
1986-87	Doug Hoselton	11	16	.407	High Country	5	7	.416
1987-91	Program was dropped	--	--	----	----	--	--	----
1991-92	Maureen Eckroth	2	26	.071	Western Athletic	0	14	.000
1992-93	Maureen Eckroth	5	22	.185	Western Athletic	3	12	.200
1993-94	Maureen Eckroth	2	26	.071	Western Athletic	1	13	.071
1994-95	Maureen Eckroth	5	22	.185	Western Athletic	2	12	.142
1995-96	Don Flanagan	14	15	.482	Western Athletic	6	8	.428
1996-97	Don Flanagan	18	10	.642	Western Athletic	8	8	.500
1997-98	Don Flanagan	26	7	.787	Western Athletic	10	4	.714
1998-99	Don Flanagan	24	7	.774	Western Athletic	12	2	.857
1999-00	Don Flanagan	18	11	.620	Mountain West	9	5	.642
2000-01	Don Flanagan	22	13	.628	Mountain West	8	6	.571
2001-02	Don Flanagan	22	9	.709	Mountain West	10	4	.714
2002-03	Don Flanagan	24	9	.727	Mountain West	9	5	.643
2003-04	Don Flanagan	23	8	.742	Mountain West	12	2	.857
2004-05	Don Flanagan	26	5	.839	Mountain West	12	2	.857
2005-06	Don Flanagan	22	10	.688	Mountain West	11	5	.688
2006-07	Don Flanagan	24	9	.727	Mountain West	11	5	.688
2007-08	Don Flanagan	20	13	.606	Mountain West	9	7	.562
2008-09	Don Flanagan	25	11	.694	Mountain West	9	7	.562
2009-10	Don Flanagan	19	13	.594	Mountain West	9	7	.562
2010-11	Don Flanagan	13	18	.419	Mountain West	5	11	.313
2011-12	Yvonne Sanchez	11	20	.355	Mountain West	3	11	.214
2012-13	Yvonne Sanchez	17	14	.548	Mountain West	8	8	.500
2013-14	Yvonne Sanchez	11	19	.367	Mountain West	6	12	.334
2014-15	Yvonne Sanchez	21	13	.618	Mountain West	14	4	.778
2015-16	Yvonne Sanchez	17	15	.531	Mountain West	9	9	.500
2016-17	Mike Bradbury	15	15	.500	Mountain West	10	8	.555
2017-18	Mike Bradbury	25	11	.694	Mountain West	10	8	.555
2018-19	Mike Bradbury	24	7	.774	Mountain West	14	4	.778
2019-20	Mike Bradbury	15	17	.469	Mountain West	6	12	.333
2020-21	Mike Bradbury	15	5	.750	Mountain West	11	3	.786
<b>Total</b>		<b>691</b>	<b>564</b>	<b>.551</b>		<b>328</b>	<b>287</b>	<b>.533</b>

HISTORY



**Kathy Marpe**  
78-59 (6 years)



**Doug Hoselton**  
88-105 (7 years)



**Maureen Eckroth**  
14-96 (4 years)



**Don Flanagan**  
340-168 (16 years)



**Yvonne Sanchez**  
77-81 (5 years)



**Mike Bradbury**  
94-55 (5 years)



# ALL-TIME LETTERWINNERS

Year	G/GS	Min.	FG-A	Pct.	3P-A	Pct.	FT-A	Pct.	Reb.	Avg.	A	TO	B	S	Pts	Avg.
01-02	22-1	138	10-26	385	0-1	0.00	1-2	0.83	41	1.9	4	7	13	4	21	11.0
02-03	28-0	127	6-24	250	0-0	0.00	5-16	313	27	1.0	3	8	9	3	17	0.6
TOTAL	50-1	265	16-50	320	0-1	0.00	6-28	214	68	1.4	7	15	22	7	38	0.8

Year	G/GS	Min.	FG-A	Pct.	3P-A	Pct.	FT-A	Pct.	Reb.	Avg.	A	TO	B	S	Pts	Avg.
99-00	29-11	554	131-271	483	7-24	292	59-97	608	138	4.8	17	49	61	22	328	11.3
00-01	35-35	895	182-371	491	16-49	327	129-163	791	193	5.5	44	76	105	22	509	14.5
01-02	31-30	846	162-381	425	17-50	340	92-120	767	180	5.8	66	70	92	11	433	14.0
2-03	33-33	975	209-426	491	15-49	306	95-135	704	218	6.6	84	88	86	29	528	16.0
TOTAL	128-109	3270	684-1449	472	55-172	320	375-515	728	729	5.7	211	283	344	84	1798	14.0

Year	G/GS	Min.	FG-A	Pct.	3P-A	Pct.	FT-A	Pct.	Reb.	Avg.	A	TO	B	S	Pts	Avg.
07-08	32-2	422	36-97	371	4-19	211	16-27	593	67	2.1	19	36	10	15	92	2.9
08-09	36/32	976	93-269	346	13-44	295	54-83	651	193	5.4	64	67	27	30	253	7.0
TOTAL	39/34	1398	129-366	353	17-63	270	70-110	636	260	6.7	83	103	37	45	345	8.8

Year	G/GS	Min.	FG-A	Pct.	3P-A	Pct.	FT-A	Pct.	Reb.	Avg.	A	TO	B	S	Pts	Avg.
94-95	26-19	621	91-204	446	13-45	289	88-111	793	124	4.8	22	55	5	20	283	10.9
95-96	29-25	802	116-271	428	20-63	317	86-123	699	133	4.6	40	65	7	42	338	11.7
TOTAL	55-44	1423	207-475	436	33-108	306	174-234	744	257	4.7	62	120	12	62	621	11.3

Year	G/GS	Min.	FG-A	Pct.	3P-A	Pct.	FT-A	Pct.	Reb.	Avg.	A	TO	B	S	Pts	Avg.
13-14	30-1	401	23-79	291	13-44	295	5-8	625	49	1.6	33	28	2	14	64	2.1
14-15	17-1	142	4-14	286	1-6	167	9-12	750	17	1.0	12	9	0	3	18	1.1
TOTAL	47-2	543	27-93	280	14-50	280	14-20	700	66	1.4	45	37	2	17	82	1.7

Year	G/GS	Min.	FG-A	Pct.	3P-A	Pct.	FT-A	Pct.	Reb.	Avg.	A	TO	B	S	Pts	Avg.
97-98	2-0	3	0-1	0.00	0-1	0.00	0-0	0.00	1	0.5	1	1	0	0	0	0.0
TOTAL	2-0	3	0-1	0.00	0-1	0.00	0-0	0.00	1	0.5	1	1	0	0	0	0.0

Year	G/GS	Min.	FG-A	Pct.	3P-A	Pct.	FT-A	Pct.	Reb.	Avg.	A	TO	B	S	Pts	Avg.
17-18	32-1	417	52-91	571	2-10	200	24-40	600	96	3.0	5	17	34	13	130	4.1
18-19	31-0	556	65-141	461	10-33	303	34-46	739	117	3.8	19	36	27	24	174	5.6
19-20	32-31	867	112-268	418	29-92	315	28-39	718	171	5.3	54	64	43	39	281	8.8
20-21	20-20	466	98-200	490	22-67	328	24-41	585	123	6.2	37	19	19	242	12.1	
TOTAL	115-52	2323	527-700	467	63-202	312	110-166	663	507	4.4	115	154	123	95	827	7.2

Year	G/GS	Min.	FG-A	Pct.	3P-A	Pct.	FT-A	Pct.	Reb.	Avg.	A	TO	B	S	Pts	Avg.
81-82	23-0	--	8-39	205	--	--	11-13	846	23	1.0	3	9	0	7	27	1.2
82-83	22-1	--	19-54	352	--	--	10-15	667	32	1.5	9	19	1	5	48	2.2
83-84	21-21	--	76-173	439	--	--	39-54	722	102	4.9	19	32	5	15	91	9.1
84-85	24-8	--	27-78	346	--	--	13-20	650	45	1.9	12	25	2	5	67	2.8
TOTAL	90-30	--	130-344	378	--	--	73-102	716	202	2.2	43	85	8	32	333	2.7

Year	G/GS	Min.	FG-A	Pct.	3P-A	Pct.	FT-A	Pct.	Reb.	Avg.	A	TO	B	S	Pts	Avg.
07-08	24/0	137	13-42	310	4-10	400	7-13	538	28	1.2	10	13	3	11	37	1.5
TOTAL	24/0	137	13-42	310	4-10	400	7-13	538	28	1.2	10	13	3	11	37	1.5

Year	G/GS	Min.	FG-A	Pct.	3P-A	Pct.	FT-A	Pct.	Reb.	Avg.	A	TO	B	S	Pts	Avg.
01-02	31-30	839	90-251	359	10-37	270	49-64	766	172	5.5	49	57	10	25	239	7.7
02-03	31-30	712	73-186	392	11-34	324	22-33	667	133	4.3	47	55	8	14	179	5.8
03-04	31-30	928	123-297	414	10-40	250	67-81	827	216	7.0	44	55	21	28	323	10.4
04-05	31-31	927	93-298	446	22-67	367	44-66	667	180	5.8	59	68	24	35	332	10.7
TOTAL	124-121	3406	419-1032	406	53-171	310	182-244	746	701	5.7	199	235	63	102	1073	8.7

Year	G/GS	Min.	FG-A	Pct.	3P-A	Pct.	FT-A	Pct.	Reb.	Avg.	A	TO	B	S	Pts	Avg.
19-20	9-0	49	8-26	308	3-16	188	7-9	778	6	0.7	1	5	3	2	26	2.9
TOTAL	9-0	49	8-26	308	3-16	188	7-9	778	6	0.7	1	5	3	2	26	2.9

Year	G/GS	Min.	FG-A	Pct.	3P-A	Pct.	FT-A	Pct.	Reb.	Avg.	A	TO	B	S	Pts	Avg.
77-78	11-0	--	49-114	430	--	--	17-20	850	73	6.6	5	13	0	0	115	10.5
78-79	29-0	--	169-402	420	--	--	69-93	742	289	10.0	104	0	0	0	407	14.0
TOTAL	40-0	--	218-516	422	--	--	86-113	761	362	9.1	109	13	0	0	522	13.1

Year	G/GS	Min.	FG-A	Pct.	3P-A	Pct.	FT-A	Pct.	Reb.	Avg.	A	TO	B	S	Pts	Avg.
06-07	9-0	15	1-2	500	--	--	--	2	0.2	0	0	0	1	2	0.2	
TOTAL	9-0	15	1-2	500	--	--	--	2	0.2	0	0	0	1	2	0.2	

Year	G/GS	Min.	FG-A	Pct.	3P-A	Pct.	FT-A	Pct.	Reb.	Avg.	A	TO	B	S	Pts	Avg.
06-07	33-3	696	48-128	375	18-52	346	36-59	610	56	1.7	62	41	2	27	150	4.5
07-08	33-23	1237	103-291	354	57-153	373	97-115	843	117	3.5	141	70	4	53	360	10.9
08-09	36-36	1304	164-389	422	79-213	371	146-168	869	160	4.4	135	73	9	64	553	15.4
09-10	29-27	1041	111-297	374	64-176	364	79-95	832	119	4.1	103	36	7	47	365	12.6
TOTAL	131-98	4278	426-1105	385	218-594	367	358-437	819	452	3.4	441	220	22	191	1428	10.9

Year	G/GS	Min.	FG-A	Pct.	3P-A	Pct.	FT-A	Pct.	Reb.	Avg.	A	TO	B	S	Pts	Avg.
07-08	32-0	267	16-50	320	5-23	217	11-18	611	30	0.9	20	18	4	10	48	1.5
08-09	36-31	807	76-166	458	5-17	294	39-61	639	197	5.5	47	42	15	22	196	5.4
09-10	32-30	809	103-254	406	23-60	383	56-74	757	148	4.6	65	68	12	22	285	8.9
10-11	31-31	1032	108-308	351	20-61	328	111-140	793	248	8.0	99	98	13	37	347	11.2
TOTAL	131-92	2915	303-778	389	53-161	329	217-293	741	623	4.8	231	226	44	91	876	6.7

Year	G/GS	Min.	FG-A	Pct.	3P-A	Pct.	FT-A	Pct.	Reb.	Avg.	A	TO	B	S	Pts	Avg.
14-15	34-34	806	121-311	359	16-73	219	45-71	634	196	5.8	69	80	10	55	195	8.9
15-16	32-32	1007	144-445	324	63-175	360	42-62	677	156	4.9	105	93	8	63	393	12.5
16-17	30-30	977	176-514	344	53-205	259	68-102	667	225	7.5	198	139	6	58	473	15.8
17-18	36-36	1193	221-569	388	54-180	300	111-146	760	211	5.9	243	146	12	85	607	16.9
TOTAL	132-132	3983	662-1837	360	186-633	294	266-381	698	788	6.0	615	458	36	261	1776	13.5

Clark, Amy																
Year	G/GS	Min.	FG-A	Pct.	3P-A	Pct.	FT-A	Pct.	Reb.	Avg.	A	TO	B	S	Pts	Avg.
91-92	29-6	605	67-164	.409	0-2	.000	14-32	.438	129	4.6	5	49	21	20	148	5.3
92-93	23-0	139	8-35	.229	0-2	.000	3-7	.429	18	0.8	2	16	2	2	19	0.8
TOTAL	51-6	744	75-199	.377	0-4	.000	17-39	.436	147	2.9	7	65	23	22	167	3.3

Collins, Betsy																
Year	G/GS	Min.	FG-A	Pct.	3P-A	Pct.	FT-A	Pct.	Reb.	Avg.	A	TO	B	S	Pts	Avg.
82-83	13-0	--	10-29	.345	--	--	1-5	.200	21	1.6	6	7	3	3	21	1.6
TOTAL	13-0	--	10-29	.345	--	--	1-5	.200	21	1.6	6	7	3	3	21	1.6

**Conway, Colleen 1974-75**

Cordova, Sharon																
Year	G/GS	Min.	FG-A	Pct.	3P-A	Pct.	FT-A	Pct.	Reb.	Avg.	A	TO	B	S	Pts	Avg.
77-78	8-0	--	2-6	.333	--	--	1-2	.500	1	0.1	3	5	0	0	5	0.6
TOTAL	8-0	--	2-6	.333	--	--	1-2	.500	1	0.1	3	5	0	0	5	0.6

Cory, Jodi																
Year	G/GS	Min.	FG-A	Pct.	3P-A	Pct.	FT-A	Pct.	Reb.	Avg.	A	TO	B	S	Pts	Avg.
95-96	27-11	522	32-99	.323	23-66	.348	11-17	.647	62	2.3	38	35	0	30	98	3.6
96-97	27-11	286	13-45	.289	12-35	.343	2-4	.500	31	1.1	19	21	1	15	40	1.5
97-98	30-1	260	19-64	.297	16-55	.291	7-9	.778	31	1.0	17	17	0	16	61	2.0
98-99	29-2	307	34-99	.343	24-82	.293	19-29	.655	37	1.3	18	13	0	14	111	3.8
TOTAL	113-25	1365	98-307	.319	75-238	.315	39-59	.661	161	1.4	92	86	1	75	310	2.7

Cottner, Jane																
Year	G/GS	Min.	FG-A	Pct.	3P-A	Pct.	FT-A	Pct.	Reb.	Avg.	A	TO	B	S	Pts	Avg.
74-75	N/A															
75-76	17-0	--	50-163	.307	--	--	9-15	.600	29	1.7	18	45	0	0	109	6.4
TOTAL	N/A															

Cunningham, Jessica																
Year	G/GS	Min.	FG-A	Pct.	3P-A	Pct.	FT-A	Pct.	Reb.	Avg.	A	TO	B	S	Pts	Avg.
91-92	28-28	966	89-291	.306	25-76	.329	81-123	.659	108	3.9	107	212	2	47	284	10.1
92-93	27-26	826	67-202	.332	12-49	.245	60-77	.779	94	3.5	73	137	0	42	206	7.6
93-94	27-27	875	89-301	.296	24-86	.279	74-99	.747	100	3.7	87	134	0	43	276	10.2
94-95	27-27	897	95-296	.321	26-84	.310	54-80	.675	143	5.3	72	104	2	35	270	10.0
TOTAL	109-39	3564	340-1090	.312	87-295	.295	269-379	.710	445	4.1	339	587	4	167	1036	9.5

Davis, Debbie																
Year	G/GS	Min.	FG-A	Pct.	3P-A	Pct.	FT-A	Pct.	Reb.	Avg.	A	TO	B	S	Pts	Avg.
75-76	16-0	--	19-54	.352	--	--	7-25	.280	60	3.8	7	16	0	0	45	2.8
76-77	N/A															
TOTAL	N/A															

De La Cerda, Jaedyn																
Year	G/GS	Min.	FG-A	Pct.	3P-A	Pct.	FT-A	Pct.	Reb.	Avg.	A	TO	B	S	Pts	Avg.
17-18	13-0	35	8-20	.400	2-10	.200	5-6	.833	7	0.5	2	4	1	5	23	1.8
18-19	30-5	558	82-221	.371	40-135	.296	25-32	.781	87	2.9	44	30	3	30	229	7.6
19-20	31-14	817	121-325	.372	47-144	.326	52-64	.813	87	2.8	60	37	1	42	341	11.0
20-21	20-20	562	107-245	.437	32-99	.323	54-63	.857	104	5.2	47	36	4	18	300	15.0
TOTAL	94-39	1967	318-811	.392	121-388	.312	136-165	.824	285	3.0	153	107	7	95	893	9.5

Doughty, Tina																
Year	G/GS	Min.	FG-A	Pct.	3P-A	Pct.	FT-A	Pct.	Reb.	Avg.	A	TO	B	S	Pts	Avg.
10-11	27-11	454	29-117	.248	14-65	.215	6-8	.750	34	1.3	35	34	1	8	78	2.9
TOTAL	27-11	454	29-117	.248	14-65	.215	6-8	.750	34	1.3	35	34	1	8	78	2.9

Dow, Dee																
Year	G/GS	Min.	FG-A	Pct.	3P-A	Pct.	FT-A	Pct.	Reb.	Avg.	A	TO	B	S	Pts	Avg.
74-75	N/A															
75-76	15-0	--	22-76	.289	--	--	4-20	.200	71	4.7	9	14	0	0	48	3.2
76-77	N/A															
77-78	8-0	--	6-18	.333	--	--	2-2	1.000	12	1.5	3	2	0	0	14	1.8
TOTAL	N/A															

Duff, LaTascya																
Year	G/GS	Min.	FG-A	Pct.	3P-A	Pct.	FT-A	Pct.	Reb.	Avg.	A	TO	B	S	Pts	Avg.
20-21	20-4	495	93-209	.445	52-130	.400	59-72	.819	60	3.0	39	22	4	17	297	14.9
TOTAL	20-4	495	93-209	.445	52-130	.400	59-72	.819	60	3.0	39	22	4	17	297	14.9

Duff, LaToRa																
Year	G/GS	Min.	FG-A	Pct.	3P-A	Pct.	FT-A	Pct.	Reb.	Avg.	A	TO	B	S	Pts	Avg.
20-21	20-20	542	61-137	.445	22-66	.333	16-24	.667	68	3.4	78	39	3	25	160	8.0
TOTAL	20-20	542	61-137	.445	22-66	.333	16-24	.667	68	3.4	78	39	3	25	160	8.0

Dupont, Celine																
Year	G/GS	Min.	FG-A	Pct.	3P-A	Pct.	FT-A	Pct.	Reb.	Avg.	A	TO	B	S	Pts	Avg.
19-20	10-0	40	0-11	.000	0-8	.000	0-0	.000	1	0.1	1	2	0	1	0	0.0
TOTAL	10-0	40	0-11	.000	0-8	.000	0-0	.000	1	0.1	1	2	0	1	0	0.0

Durbinn, Caroline																
Year	G/GS	Min.	FG-A	Pct.	3P-A	Pct.	FT-A	Pct.	Reb.	Avg.	A	TO	B	S	Pts	Avg.
09-10	17-0	76	6-18	.333	2-8	.250	3-4	.750	15	0.9	3	2	2	2	17	1.0
10-11	31-14	518	65-188	.346	16-62	.258	15-22	.682	45	1.5	22	37	6	9	161	5.3
11-12	31-29	1054	180-393	.458	52-109	.477	53-69	.768	117	3.8	62	87	15	20	465	15.0
12-13	31-30	937	133-320	.416	49-117	.419	53-62	.855	128	4.1	60	70	15	29	368	11.9
TOTAL	110-72	2585	384-919	.418	119-296	.402	124-157	.790	305	2.8	147	196	38	60	1011	9.2

E-Numu, Timi																
Year	G/GS	Min.	FG-A	Pct.	3P-A	Pct.	FT-A	Pct.	Reb.	Avg.	A	TO	B	S	Pts	Avg.
03-04	21-0	87	5-11	.455	0-0	.000	3-11	.273	16	0.8	4	8	2	2	13	0.6
04-05	18-0	66	5-12	.417	0-0	.000	3-5	.600	18	1.0	2	6	4	3	13	0.7
05-06	26-0	155	6-24	.250	0-0	.000	11-8	.611	28	1.1	6	10	6	9	23	0.9
06-07	33-25	630	33-93	.355	0-1	.000	23-41	.561	137	4.2	31	55	26	27	89	2.7
TOTAL	98-25	938	49-140	.350	0-1	.000	40-75	.533	199	2.0	43	79	38	41	138	1.4

Elliott, Yvonne																
Year	G/GS	Min.	FG-A	Pct.	3P-A	Pct.	FT-A	Pct.	Reb.	Avg.	A	TO	B	S	Pts	Avg.
93-94	24-0	141	4-28	.143	0-11	.000	2-5	.400	12	0.5	2	13	0	1	71	0.4
94-95	25-0	260	33-68	.485	0-4	.000	11-21	.524	47	1.9	3	19	2	7	77	3.1
95-96	12-0	75	3-10	.300	0-0	.000	4-8	.500	9	0.8	1	5	0	1	10	0.8
TOTAL	61-0	476	40-106	.377	0-15	.000	17-34	.500	68	1.1	6	37	2	9	97	1.6

Erskine, Jourdan																
Year	G/GS	Min.	FG-A	Pct.	3P-A	Pct.	FT-A	Pct.	Reb.	Avg.	A	TO	B	S	Pts	Avg.
09-10	22-0	184	6-21	.286	2-5	.400	7-8	.875	25	1.1	6	2	4	21	1.0	
10-11	37-6	404	19-58	.328	0-8	.000	6-11	.545	78	2.9	19	15	13	12	44	1.6
11-12	25-16	646	50-139	.360	4-15	.267	17-37	.459	152	6.1	41	23	14	18	121	4.8
12-13	31-19	631	41-90	.456	0-2</											

Year	G/GS	Min.	FG-A	Pct.	3P-A	Pct.	FT-A	Pct.	Reb.	Avg.	A	TO	B	S	Pts	Avg.
08-09	36-35	1010	162-375	.432	27-91	.297	82-103	.796	181	5.0	81	81	23	24	433	12.0
TOTAL	134-72	2607	346-785	.441	48-147	.327	144-195	.738	427	3.2	177	225	50	60	884	6.6

Year	G/GS	Min.	FG-A	Pct.	3P-A	Pct.	FT-A	Pct.	Reb.	Avg.	A	TO	B	S	Pts	Avg.
18-19	N/A															
19-20	17-0	--	54-159	.340	--	--	25-35	.714	80	4.7	24	37	0	0	133	7.8
TOTAL	N/A															

Year	G/GS	Min.	FG-A	Pct.	3P-A	Pct.	FT-A	Pct.	Reb.	Avg.	A	TO	B	S	Pts	Avg.
97-98	33-2	491	21-89	.236	7-47	.149	31-42	.738	48	1.5	26	41	0	24	80	2.4
98-99	31-1	939	52-135	.385	22-60	.367	53-78	.679	121	3.9	81	71	2	32	179	5.8
99-00	29-29	953	29-102	.284	12-43	.279	43-70	.614	105	3.6	117	77	1	41	113	3.9
00-01	35-34	1235	47-162	.290	18-76	.237	63-94	.670	143	4.1	200	112	4	59	175	5.0
TOTAL	128-96	3617	149-488	.305	59-226	.261	190-284	.669	417	3.3	424	301	7	156	547	4.3

Year	G/GS	Min.	FG-A	Pct.	3P-A	Pct.	FT-A	Pct.	Reb.	Avg.	A	TO	B	S	Pts	Avg.
93-94	26-6	440	35-92	.380	6-25	.240	13-16	.813	49	1.9	27	64	4	29	89	3.4
94-95	27-0	267	24-55	.436	16-35	.457	7-15	.467	25	0.9	17	31	2	10	71	2.6
95-96	21-1	185	9-30	.300	3-17	.176	7-11	.636	20	1.0	7	14	2	5	28	1.3
96-97	21-1	110	4-30	.133	0-16	.000	6-9	.667	13	0.6	5	7	2	4	14	0.7
TOTAL	95-8	1002	72-207	.348	25-93	.269	33-51	.647	107	1.1	56	116	10	48	202	2.1

Year	G/GS	Min.	FG-A	Pct.	3P-A	Pct.	FT-A	Pct.	Reb.	Avg.	A	TO	B	S	Pts	Avg.
80-81	32-22	--	99-296	.334	--	--	68-123	.553	219	6.8	34	100	0	46	266	8.3
81-82	25-2	--	36-76	.474	--	--	40-74	.541	82	3.3	17	42	3	13	112	4.5
TOTAL	57-24	--	135-372	.363	--	--	108-197	.548	301	5.3	51	142	3	59	378	6.6

Year	G/GS	Min.	FG-A	Pct.	3P-A	Pct.	FT-A	Pct.	Reb.	Avg.	A	TO	B	S	Pts	Avg.
19-20	30-24	701	136-235	.579	3-12	.250	78-106	.736	248	8.3	10	35	39	25	353	11.8
TOTAL	30-24	701	136-235	.579	3-12	.250	78-106	.736	248	8.3	10	35	39	25	353	11.8

Year	G/GS	Min.	FG-A	Pct.	3P-A	Pct.	FT-A	Pct.	Reb.	Avg.	A	TO	B	S	Pts	Avg.
18-19	8-8	165	21-61	.344	1-13	.077	36-34	.765	35	4.4	12	12	0	7	69	8.6
TOTAL	8-8	165	21-61	.344	1-13	.077	36-34	.765	35	4.4	12	12	0	7	69	8.6

Year	G/GS	Min.	FG-A	Pct.	3P-A	Pct.	FT-A	Pct.	Reb.	Avg.	A	TO	B	S	Pts	Avg.
74-75	N/A															
75-76	13-0	--	30-118	.254	--	--	27-39	.692	68	5.2	12	18	0	0	87	6.7
1976-77	N/A															
77-78	24-0	--	64-213	.300	--	--	34-54	.630	68	2.8	15	53	0	0	162	6.8
TOTAL	N/A															

Year	G/GS	Min.	FG-A	Pct.	3P-A	Pct.	FT-A	Pct.	Reb.	Avg.	A	TO	B	S	Pts	Avg.
83-84	15-0	--	4-14	.286	--	--	4-10	.400	14	0.9	1	6	0	1	12	0.8
84-85	10-0	--	3-6	.500	--	--	6-8	.750	4	0.4	0	6	0	1	12	1.2
85-86	26-1	--	21-39	.538	--	--	12-21	.571	33	1.3	5	24	0	4	54	2.1
TOTAL	51-1	--	28-59	.475	--	--	22-39	.564	51	1.0	6	36	0	6	78	1.5

Year	G/GS	Min.	FG-A	Pct.	3P-A	Pct.	FT-A	Pct.	Reb.	Avg.	A	TO	B	S	Pts	Avg.
18-19	31-28	915	85-258	.329	49-183	.268	16-27	.593	73	2.6	32	46	6	34	235	7.6
19-20	32-31	1125	142-392	.362	92-263	.350	57-68	.838	83	2.5	51	41	11	58	433	13.5
20-21	18-16	549	76-202	.376	44-130	.338	27-35	.771	52	2.9	49	28	8	30	223	12.4
TOTAL	81-75	2589	303-852	.356	185-576	.321	100-135	.769	212	2.6	132	115	25	122	891	11.0

Year	G/GS	Min.	FG-A	Pct.	3P-A	Pct.	FT-A	Pct.	Reb.	Avg.	A	TO	B	S	Pts	Avg.
80-81	28-1	--	13-61	.213	--	--	7-13	.538	22	0.8	17	16	0	10	33	1.2
TOTAL	28-1	--	13-61	.213	--	--	7-13	.538	22	0.8	17	16	0	10	33	1.2

Year	G/GS	Min.	FG-A	Pct.	3P-A	Pct.	FT-A	Pct.	Reb.	Avg.	A	TO	B	S	Pts	Avg.
06-07	10-0	30	3-7	.429	0-1	--	5-8	.625	3	0.3	2	6	0	1	11	1.1
07-08	26-0	267	21-66	.318	9-27	.333	19-30	.633	31	1.2	20	15	0	4	70	2.7
08-09	36-1	405	43-121	.355	18-41	.439	13-20	.650	60	1.7	15	23	4	7	117	3.3
09-10	32-9	546	53-167	.317	12-52	.231	52-60	.867	56	1.8	25	30	8	18	170	5.3
TOTAL	104-10	1248	120-361	.332	39-121	.322	89-118	.754	150	1.4	62	74	12	30	368	3.5

Year	G/GS	Min.	FG-A	Pct.	3P-A	Pct.	FT-A	Pct.	Reb.	Avg.	A	TO	B	S	Pts	Avg.
11-12	31-21	824	77-222	.347	2-14	.143	17-37	.459	70	2.3	60	89	9	39	173	5.6
12-13	31-1	492	36-99	.364	1-14	.071	10-19	.526	45	1.5	30	53	3	16	83	2.7
TOTAL	62-22	1316	113-321	.352	3-28	.107	27-56	.482	115	1.9	90	142	12	55	256	4.1

Year	G/GS	Min.	FG-A	Pct.	3P-A	Pct.	FT-A	Pct.	Reb.	Avg.	A	TO	B	S	Pts	Avg.
85-86	29-22	688	122-246	.496	--	--	47-68	.691	184	6.3	37	73	5	30	291	10.0
86-87	26-23	764	127-268	.474	--	--	52-75	.693	168	6.5	30	79	5	24	306	11.8
TOTAL	55-45	1452	249-514	.484	--	--	99-143	.692	352	6.4	67	152	10	54	597	10.9

Year	G/GS	Min.	FG-A	Pct.	3P-A	Pct.	FT-A	Pct.	Reb.	Avg.	A	TO	B	S	Pts	Avg.
02-03	19-0	59	7-17	.412	0-6	.000	6-7	.857	7	0.4	5	7	1	2	20	1.1
TOTAL	19-0	59	7-17	.412	0-6	.000	6-7	.857	7	0.4	5	7	1	2	20	1.1

Year	G/GS	Min.	FG-A	Pct.	3P-A	Pct.	FT-A	Pct.	Reb.	Avg.	A	TO	B	S	Pts	Avg.	
11-12	12-13	31-18	555	75-136	.551	0-0	.000	21-49	.429	89	2.9	28	32	10	18	171	5.5
13-14	15-16	32-14	428	54-129	.419	0-0	.000	19-41	.463	98	3.1	20	27	3	21	127	4.0
TOTAL	65-33	1025	134-280	.479	0-0	.000	4-93	.452	194	3.0	51	63	13	39	310	4.8	

Year	G/GS	Min.	FG-A	Pct.	3P-A	Pct.	FT-A	Pct.	Reb.	Avg.	A	TO	B	S	Pts	Avg.
06-07	26-0	141	30-55	.545	0-2	--	11-27	.407	27	1.0	10	13	21	0	71	2.7
07-08	22-0	106	20-47	.426	2-3	.667	9-13	.692	23	1.0	10	12	8	2	51	2.3
08-09	33-0	231	44-99	.444	2-4	.500	21-29	.724	44	1.3	14	27	33	5	111	3.4
09-10	29-2	259	60-128	.469	3-5	.600	16-21	.762	51	1.8	13	30	31	2	139	4.8
TOTAL	110-2	737	154-329	.468	7-14	.500	57-90	.633	145	1.3	47	82	93	9	372	3.3

Year	G/GS	Min.	FG-A	Pct.	3P-A	Pct.	FT-A	Pct.	Reb.	Avg.	A	TO	B	S	Pts	Avg.
74-75	N/A															
75-76	15-0	--	9-42	.214	--	--	8-13	.615	19	1.2	4	21	0	0	26	1.6
76-77	N/A															
TOTAL	16-0	--	9-42	.214	--	--	8-13	.615	19	1.2	4	21	0	0	26	1.6

Year	G/GS	Min.	FG-A	Pct.	3P-A	Pct.	FT-A	Pct.	Reb
------	------	------	------	------	------	------	------	------	-----

91-92	20-19	426	20-68	.294	0-1	.000	12-27	.444	57	2.9	5	46	2	15	52	2.6
93-94	22-11	113	8-19	.421	0-0	.000	2-6	.333	15	0.7	4	7	1	1	18	0.8
TOTAL	42-20	539	28-87	.322	0-1	.000	14-33	.424	72	1.7	9	53	3	16	70	1.7

**Mathews, Bre'Asijah**

Year	G/GS	Min.	FG-A	Pct.	3P-A	Pct.	FT-A	Pct.	Reb.	Avg.	A	TO	B	S	Pts	Avg.
2018-19	13-0	70	7-17	.412	0-1	.000	8-14	.571	30	2.3	1	2	1	4	22	1.7
Total	13-0	70	7-17	.412	0-1	.000	8-14	.571	30	2.3	1	2	1	4	22	1.7

**Matsumoto, Maureen**

Year	G/GS	Min.	FG-A	Pct.	3P-A	Pct.	FT-A	Pct.	Reb.	Avg.	A	TO	B	S	Pts	Avg.
79-80	7-0	--	12-21	.571	--	--	4-8	.500	5	0.7	2	3	0	0	28	4.0
TOTAL	7-0	--	12-21	.571	--	--	4-8	.500	5	0.7	2	3	0	0	28	4.0

**Maxwell, Frederique**

Year	G/GS	Min.	FG-A	Pct.	3P-A	Pct.	FT-A	Pct.	Reb.	Avg.	A	TO	B	S	Pts	Avg.
80-81	26-0	--	9-26	.346	--	--	15-21	.714	20	0.8	20	27	0	5	33	1.3
TOTAL	26-0	--	9-26	.346	--	--	15-21	.714	20	0.8	20	27	0	5	33	1.3

**McClure, Nike**

Year	G/GS	Min.	FG-A	Pct.	3P-A	Pct.	FT-A	Pct.	Reb.	Avg.	A	TO	B	S	Pts	Avg.
18-19	31-31	717	43-97	.443	0-6	.000	12-38	.316	211	6.8	35	38	67	23	98	3.2
TOTAL	31-31	717	43-97	.443	0-6	.000	12-38	.316	211	6.8	35	38	67	23	98	3.2

**McConnell, Lori**

Year	G/GS	Min.	FG-A	Pct.	3P-A	Pct.	FT-A	Pct.	Reb.	Avg.	A	TO	B	S	Pts	Avg.
80-81	32-29	--	130-324	.401	--	--	40-53	.755	61	1.9	169	183	0	70	300	9.4
81-82	26-21	--	76-183	.415	--	--	29-36	.806	41	1.6	84	91	0	30	181	7.0
TOTAL	58-50	--	206-507	.406	--	--	69-89	.775	102	1.8	253	274	0	100	481	8.3

**McGruder, Shaiquel**

Year	G/GS	Min.	FG-A	Pct.	3P-A	Pct.	FT-A	Pct.	Reb.	Avg.	A	TO	B	S	Pts	Avg.
18-19	26-0	213	33-58	.569	--	--	7-18	.389	71	2.7	3	7	14	24	73	2.8
19-20	31-8	556	97-163	.595	1-10	.100	20-27	.741	174	5.6	8	29	26	38	215	6.9
20-21	20-20	471	80-132	.606	7-19	.368	15-22	.682	119	6.0	15	30	23	30	182	9.1
TOTAL	77-28	1241	210-353	.595	8-29	.276	42-67	.627	364	4.7	26	66	63	92	470	6.1

**McKeen, Suzanne**

Year	G/GS	Min.	FG-A	Pct.	3P-A	Pct.	FT-A	Pct.	Reb.	Avg.	A	TO	B	S	Pts	Avg.
86-87	27-15	591	86-212	.406	0-0	.000	12-14	.857	93	3.4	40	48	1	14	184	6.8
TOTAL	27-15	591	86-212	.406	0-0	.000	12-14	.857	93	3.4	40	48	1	14	184	6.8

**McKinnon, Molly**

Year	G/GS	Min.	FG-A	Pct.	3P-A	Pct.	FT-A	Pct.	Reb.	Avg.	A	TO	B	S	Pts	Avg.
98-99	30-14	430	36-121	.298	8-37	.216	16-30	.533	65	2.2	34	33	2	24	96	3.2
99-00	29-28	728	74-175	.423	18-46	.391	60-85	.706	131	4.5	104	87	2	41	226	7.8
00-01	35-32	897	120-247	.486	27-67	.403	90-108	.833	136	3.9	126	102	1	55	357	10.2
01-02	31-31	695	84-207	.406	16-51	.314	60-75	.800	86	2.8	67	54	3	31	244	7.9
TOTAL	125-105	2750	314-750	.419	69-201	.343	226-298	.758	419	3.4	331	276	8	151	923	7.4

**McKinnon, Yvonne**

Year	G/GS	Min.	FG-A	Pct.	3P-A	Pct.	FT-A	Pct.	Reb.	Avg.	A	TO	B	S	Pts	Avg.
81-82	28-28	--	167-347	.481	--	--	79-154	.513	242	8.6	56	56	38	38	413	14.8
82-83	23-20	--	95-226	.420	--	--	49-93	.527	179	7.8	25	46	44	32	239	10.4
83-84	27-27	--	160-306	.523	--	--	76-150	.507	218	8.1	41	60	38	38	396	14.7
84-85	26-23	--	152-312	.487	--	--	64-134	.478	218	8.4	37	52	26	22	368	14.2
TOTAL	104-98	--	574-1191	.482	--	--	268-531	.505	857	8.2	159	216	144	130	1416	13.6

**McLeod, Lauren**

Year	G/GS	Min.	FG-A	Pct.	3P-A	Pct.	FT-A	Pct.	Reb.	Avg.	A	TO	B	S	Pts	Avg.
00-01	35-11	625	53-141	.376	19-66	.288	31-49	.633	77	2.2	45	63	4	14	156	4.5
01-02	31-0	388	33-91	.363	7-37	.189	29-34	.853	44	1.4	13	35	3	10	102	3.3
02-03	33-1	358	24-63	.381	7-21	.333	20-25	.800	35	1.1	18	22	2	6	75	2.3
03-04	31-12	371	36-77	.468	15-33	.455	20-29	.690	48	1.5	16	31	4	15	107	3.5
TOTAL	130-24	1742	146-372	.392	48-157	.306	100-137	.730	204	1.6	92	151	13	45	440	3.4

**Michelson, Aimee**

Year	G/GS	Min.	FG-A	Pct.	3P-A	Pct.	FT-A	Pct.	Reb.	Avg.	A	TO	B	S	Pts	Avg.
98-99	5-0	17	1-5	.200	0-2	.000	2-2	1.000	6	1.2	2	2	0	0	4	0.8
TOTAL	5-0	17	1-5	.200	0-2	.000	2-2	1.000	6	1.2	2	2	0	0	4	0.8

**Mitchell, Brea**

Year	G/GS	Min.	FG-A	Pct.	3P-A	Pct.	FT-A	Pct.	Reb.	Avg.	A	TO	B	S	Pts	Avg.
12-13	16-0	81	5-18	.278	1-5	.200	2-2	1.000	10	0.6	5	5	1	1	13	0.8
13-14	30-0	281	36-99	.364	21-57	.368	4-9	.444	41	1.4	16	19	0	7	97	3.2
14-15	31-0	286	46-133	.346	15-63	.238	2-4	.500	58	1.9	6	18	1	8	109	3.5
TOTAL	77-0	648	87-250	.348	37-125	.296	8-15	.533	109	1.4	27	42	2	15	219	2.8

**Montgomery, Katie**

Year	G/GS	Min.	FG-A	Pct.	3P-A	Pct.	FT-A	Pct.	Reb.	Avg.	A	TO	B	S	Pts	Avg.
03-04	31-12	617	55-144	.382	28-75	.373	22-27	.815	81	2.6	64	25	11	34	160	5.2
04-05	31-13	831	74-178	.416	45-101	.446	32-44	.727	118	3.8	11	56	8	37	225	7.3
05-06	32-32	1140	104-229	.454	75-157	.478	67-74	.905	145	4.5	11	42	2	43	347	10.8
06-07	33-33	1244	130-322	.404	73-193	.378	70-75	.933	134	4.1	120	65	17	51	403	12.2
TOTAL	127-90	3632	363-873	.416	221-526	.420	188-220	.855	478	3.8	406	188	38	165	1135	8.9

**Moore, Betsy**

Year	G/GS	Min.	FG-A	Pct.	3P-A	Pct.	FT-A	Pct.	Reb.	Avg.	A	TO	B	S	Pts	Avg.
81-82	26-0	--	15-39	.385	--	--	7-9	.778	28	1.1	10	16	5	6	37	1.4
TOTAL	26-0	--	15-39	.385	--	--	7-9	.778	28	1.1	10	16	5	6	37	1.4

**Moore, Erica**

Year	G/GS	Min.	FG-A	Pct.	3P-A	Pct.	FT-A	Pct.	Reb.	Avg.	A	TO	B	S	Pts	Avg.
16-17	9-0	30	3-5	.600	--	--	1-1	1.000	4	0.4	0	1	4	1	7	0.8
17-18	9-0	10	1-2	.500	--	--	1-3	.333	1	0.2	0	1	0	1	3	0.6
TOTAL	14-0	40	4-7	.571	--	--	2-4	.500	5	0.4	0	2	4	2	10	0.7

**Moore, Mandi**

Year	G/GS	Min.	FG-A	Pct.	3P-A	Pct.	FT-A	Pct.	Reb.	Avg.	A	TO	B	S	Pts	Avg.
01-02	31-31	1008	104-230	.452	31-79	.392	52-66	.788	140	4.5	146	83	4	53	291	9.4
02-03	33-33	1207	98-238	.412	42-92	.457	63-88	.716	173	5.2	212	110	2	54	301	9.1
03-04	31-31	1075	85-245	.347	34-109	.312	43-55	.782	133	4.3	138	56	4	47	247	8.0
04-05	30-30	1034	72-187	.385	27-84	.321	47-59	.797	157	5.2	155	72	0	54	218	7.3
TOTAL	125-125	4324	334-864	.368	205-568	.365	603	4.8	651	5.2	651	321	10	208	1057	8.5

**Moore, Sheri**

Year	G/GS	Min.	FG-A	Pct.	3P-A	Pct.	FT-A	Pct.	Reb.	Avg.	A	TO	B	S	Pts	Avg.
80-81	32-31	--	148-327	.453	--	--	66-130	.508	314	9.8	41	76	0	52	362	11.3
81-82	28-24	--	55-153	.359	--	--	36-79	.456	156	5.6	18	63	7	34	146	5.2
TOTAL	60-55	--	203-480	.423	--	--	102-209	.488	470	7.8	59	139	7	86	508	8.5

**Moreland, Carol**

Year	G/GS	Min.	FG-A	Pct.	3P-A	Pct.	FT-A	Pct.	Reb.	Avg.	A	TO	B	S	Pts	Avg.
75-76	17-N/A	--	66-147	.449	--	--	19-43	.442	178	10.5	5	34	0	0	151	8.9
76-77	17-N/A	--	79-162	.488	--	--	16-46	.348	198	11.6	0	0	0	0	174	10.2
77-78	24-N/A	--	161-315	.511	--	--	50-103	.485	473	19.7	13	70	43	0	372	15.5
79-80	28-N/A	--	38-92	.413	--	--	9-22	.409	143	5.1	6	35	35	0	85	3.0



TOTAL	42-0	--	23-66	.348	--	--	15-39	.385	77	1.8	15	37	6	16	61	1.5
-------	------	----	-------	------	----	----	-------	------	----	-----	----	----	---	----	----	-----

**Taylor, Briana**

Year	G/GS	Min.	FG-A	Pct.	3P-A	Pct.	FT-A	Pct.	Reb.	Avg.	A	TO	B	S	Pts	Avg.
10-11	6-0	27	1-4	.250	0-0	.000	1-4	.250	2	0.3	3	4	0	1	3	0.5
TOTAL	6-0	27	1-4	.250	0-0	.000	1-4	.250	2	0.3	3	4	0	1	3	0.5

**Taylor, Lauren**

Year	G/GS	Min.	FG-A	Pct.	3P-A	Pct.	FT-A	Pct.	Reb.	Avg.	A	TO	B	S	Pts	Avg.
08-09	33-0	297	32-91	.352	16-48	.333	12-20	.600	40	1.2	21	33	1	10	92	2.8
09-10	27-12	606	68-186	.366	30-92	.326	60-72	.833	77	2.9	55	42	3	13	226	8.4
10-11	30-15	682	60-194	.309	34-111	.306	96-113	.850	63	2.1	51	56	2	21	250	8.3
11-12	28-5	688	57-175	.326	28-95	.295	73-84	.869	50	1.8	73	64	4	13	215	7.7
TOTAL	118-32	2273	217-646	.336	108-346	.303	241-289	.834	230	1.9	200	195	10	57	568	6.6

**Toben, Morgan**

Year	G/GS	Min.	FG-A	Pct.	3P-A	Pct.	FT-A	Pct.	Reb.	Avg.	A	TO	B	S	Pts	Avg.
10-11	27-3	378	37-106	.349	30-86	.349	3-12	.250	61	2.3	13	23	7	7	107	4.0
TOTAL	27-3	378	37-106	.349	30-86	.349	3-12	.250	61	2.3	13	23	7	7	107	4.0

**Torrance, Porche**

Year	G/GS	Min.	FG-A	Pct.	3P-A	Pct.	FT-A	Pct.	Reb.	Avg.	A	TO	B	S	Pts	Avg.
07-08	30-0	148	8-20	.400	1-2	.500	10-20	.500	45	1.5	7	11	10	6	27	0.9
08-09							Injury Redshirt									
09-10	32-2	457	38-86	.442	8-26	.308	9-15	.600	98	3.1	42	24	17	23	93	2.9
10-11	31-26	830	98-211	.464	7-24	.292	46-76	.605	189	6.1	35	68	50	58	249	8.0
11-12	31-30	979	147-310	.474	5-16	.313	64-96	.667	277	8.9	67	101	81	57	363	11.7
TOTAL	124-58	2414	291-627	.464	21-568	.309	129-207	.623	609	4.9	151	204	158	144	732	5.9

**Traille, Liz**

Year	G/GS	Min.	FG-A	Pct.	3P-A	Pct.	FT-A	Pct.	Reb.	Avg.	A	TO	B	S	Pts	Avg.
95-96	20-0	253	22-49	.449	0-0	.000	19-34	.559	47	2.4	3	14	1	5	63	3.2
96-97	28-1	385	23-73	.315	0-0	.000	15-30	.500	78	2.8	5	22	5	15	61	2.2
97-98	6-0	37	1-5	.200	0-0	.000	1-4	.250	4	0.7	1	2	0	3	3	0.5
TOTAL	54-1	675	46-127	.362	0-0	.000	35-68	.515	129	2.4	9	38	6	23	127	2.4

**Trujillo, Kathy**

Year	G/GS	Min.	FG-A	Pct.	3P-A	Pct.	FT-A	Pct.	Reb.	Avg.	A	TO	B	S	Pts	Avg.
81-82	8-0	--	0-0	.000	--	--	4-6	.667	0	0.0	1	2	0	0	4	0.5
82-83	14-1	--	5-21	.238	--	--	4-6	.667	5	0.4	9	17	0	10	14	1.0
84-85	19-2	--	5-18	.278	--	--	7-12	.583	8	0.4	18	22	0	13	17	0.9
TOTAL	41-3	--	10-39	.256	--	--	15-24	.625	13	0.3	28	41	0	23	35	0.9

**Uecke, Jennifer**

Year	G/GS	Min.	FG-A	Pct.	3P-A	Pct.	FT-A	Pct.	Reb.	Avg.	A	TO	B	S	Pts	Avg.
86-87	12-0	105/8.8	12-35	.343	0-0	.000	7-13	.538	17	1.4	1	11	7	3	31	2.6
TOTAL	12-0	105/8.8	12-35	.343	0-0	.000	7-13	.538	17	1.4	1	11	7	3	31	2.6

**Unverzagt, Jordan**

Year	G/GS	Min.	FG-A	Pct.	3P-A	Pct.	FT-A	Pct.	Reb.	Avg.	A	TO	B	S	Pts	Avg.
09-10	6-0	10	0-1	.000	0-0	.000	0-0	.000	1	0.2	0	3	1	0	0	0.0
10-11	5-0	17	1-3	.333	1-1	1.000	5-6	.833	1	0.2	1	1	0	1	8	1.6
TOTAL	11-0	27	1-4	.250	1-1	1.000	5-6	.833	2	0.2	1	4	1	1	8	0.7

**van Bennekom, Kath**

Year	G/GS	Min.	FG-A	Pct.	3P-A	Pct.	FT-A	Pct.	Reb.	Avg.	A	TO	B	S	Pts	Avg.
20-21	16-0	118	5-20	.250	2-12	.167	13-20	.650	29	1.8	4	4	0	2	25	1.6
TOTAL	16-0	118	5-20	.250	2-12	.167	13-20	.650	29	1.8	4	4	0	2	25	1.6

**van der Keijl, Richelle**

Year	G/GS	Min.	FG-A	Pct.	3P-A	Pct.	FT-A	Pct.	Reb.	Avg.	A	TO	B	S	Pts	Avg.
16-17	30-30	885	175-298	.587	0-1	.000	65-120	.542	298	9.9	28	48	61	9	415	13.8
TOTAL	30-30	885	175-298	.587	0-1	.000	65-120	.542	298	9.9	28	48	61	9	415	13.8

**Vaske, Dee**

Year	G/GS	Min.	FG-A	Pct.	3P-A	Pct.	FT-A	Pct.	Reb.	Avg.	A	TO	B	S	Pts	Avg.
94-95	27-8	317	33-106	.311	0-2	.000	37-65	.569	42	1.6	11	32	2	10	103	3.8
96-97	21-1	110	4-18	.222	3-10	.300	5-10	.500	6	0.3	3	19	1	8	16	0.8
97-98	17-0	86	5-26	.192	0-11	.000	5-6	.833	8	0.5	4	2	0	6	15	0.9
98-99	18-0	77	5-19	.263	0-8	.000	3-6	.500	13	0.7	4	10	0	3	13	0.7
TOTAL	83-9	590	47-169	.278	3-31	.097	50-87	.575	69	0.8	22	63	3	27	147	1.8

**Vaughn, Deeva**

Year	G/GS	Min.	FG-A	Pct.	3P-A	Pct.	FT-A	Pct.	Reb.	Avg.	A	TO	B	S	Pts	Avg.
11-12	9-2	145	21-54	.389	1-8	.125	13-15	.867	40	4.4	2	9	11	4	56	6.2
12-13	30-20	672	118-272	.434	23-62	.371	43-68	.632	167	5.6	35	71	20	29	302	10.1
13-14	25-21	658	85-195	.436	14-55	.255	61-80	.763	139	5.6	40	52	22	18	245	9.8
TOTAL	64-43	1475	224-521	.430	38-125	.304	117-163	.718	346	5.4	77	132	53	51	603	9.4

**Viramontes, Melanie**

Year	G/GS	Min.	FG-A	Pct.	3P-A	Pct.	FT-A	Pct.	Reb.	Avg.	A	TO	B	S	Pts	Avg.
91-92	28-5	448	12-50	.240	7-34	.206	11-16	.688	47	1.7	62	140	0	15	42	1.5
92-93	16-0	72	3-10	.300	0-2	.000	9-13	.692	9	0.6	4	31	0	3	15	0.9
TOTAL	44-5	520	15-60	.250	7-36	.194	20-29	.690	56	1.3	66	171	0	18	57	1.3

**Vogt, Judy**

Year	G/GS	Min.	FG-A	Pct.	3P-A	Pct.	FT-A	Pct.	Reb.	Avg.	A	TO	B	S	Pts	Avg.
03-04	28-11	316	17-44	.386	7-23	.304	11-13	.846	29	1.0	32	24	13	4	52	1.9
04-05	31-7	604	48-114	.421	20-53	.377	26-33	.788	65	2.1	58	33	14	16	142	4.6
05-06	32-8	639	31-93	.333	14-51	.275	26-33	.788	61	1.9	58	52	6	11	102	3.2
TOTAL	91-26	1559	96-251	.382	41-127	.323	63-79	.797	155	1.7	148	109	33	31	296	3.3

**Vuletic, Anita**

Year	G/GS	Min.	FG-A	Pct.	3P-A	Pct.	FT-A	Pct.	Reb.	Avg.	A	TO	B	S	Pts	Avg.
96-97	25-20	681	82-206	.398	1-2	.500	41-66	.621	205	8.2	68	72	23	47	206	8.2
97-98	33-26	789	85-210	.405	3-10	.300	43-72	.597	196	5.9	74	60	26	68	216	6.5
TOTAL	58-46	1470	167-416	.401	4-12	.333	84-138	.609	401	6.9	142	132	49	115	422	7.3

**Walker, Ebony**

Year	G/GS	Min.	FG-A	Pct.	3P-A	Pct.	FT-A	Pct.	Reb.	Avg.	A	TO	B	S	Pts	Avg.
12-13							Redshirt									
13-14	3-0	66	12-25	.480	2-5	.400	5-9	.556	17	5.7	1	11	0	1	31	10.3
TOTAL	3-0	66	12-25	.480	2-5	.400	5-9	.556	17	5.7	1	11	0	1	31	10.3

**Walsh, Sue**





## THE UNIVERSITY OF NEW MEXICO

Founded in 1889 as New Mexico's flagship institution, The University of New Mexico now occupies nearly 800 acres near old Route 66 in the heart of Albuquerque, a metropolitan area of more than 500,000 people. From the magnificent mesas to the west, past the banks of the historic Rio Grande to the Sandia Mountains to the east, Albuquerque is a blend of culture and cuisine, styles and stories, people, pursuits and panoramas. Offering a distinctive campus environment with a Pueblo Revival architectural theme, the campus buildings echo nearby Pueblo Indian villages. The nationally recognized campus arboretum and the popular duck pond offer an outstanding botanical experience in the midst of one of New Mexico's great public open spaces.

### The People

As a Hispanic-Serving Institution, the University represents a cross-section of cultures and backgrounds. In fall of 2017, 25,015 students attended main campus with another 7,609 students at branch campuses and education centers.

UNM boasts an outstanding faculty that includes a Nobel Laureate, two MacArthur Fellows, 35 Fulbright scholars and several members of national academies. Faculty publish in many professional journals including *Scientific American*, *The New England Journal of Medicine* and *Nature*. UNM professors have been quoted in *Newsweek*, *Los Angeles Times*, *Business Week*, *People Magazine*, *Parade Magazine*, *U.S. News and World Report*, and *The New Yorker*, among others. They have shared their expertise on CNN, the *Today Show*, *Good Morning America*, *Nova National Geographic* and other news shows.

UNM employs more than 20,000 people statewide, including employees of University Hospital. It has more than 159,000 active alumni, with Lobos in every state and more than 1,400 alumni outside the U.S. More than half of UNM's alumni choose to remain in New Mexico.

### The Places


The University has branch campuses in Gallup, Los Alamos, Taos and Valencia County, plus UNM West, an extension campus in Rio Rancho. UNM offers bachelor and graduate degree completion programs throughout the state via Extended Learning and has education centers located at the four branch campus locations as well as in Santa Fe, Farmington, and at Kirtland Air Force Base. UNM's libraries, museums, galleries and performance spaces are a rich cultural resources for the state. Home to the Lobos and contenders in the Mountain West, UNM athletics draws fans from all over. Dreamstyle Arena is one of college basketball's most famous and recognizable buildings. In fact, The Pit was ranked 8th by USA Today as one of the best arenas to watch college basketball.



### The Programs

UNM is a place where cutting-edge research and creative endeavors flourish. UNM research injects millions of dollars into New Mexico's economy, funds new advancements in healthcare, and augments teaching – giving students valuable hands-on training in state-of-the-art laboratories.

The Health Sciences Center is the state's largest integrated health care treatment, research and education organization. U.S. News and World Report's 2015 edition of "America's Best Graduate Schools" ranks the UNM



School of Medicine 40th in primary care and 83rd in research, while specific areas also rank again among the top 10 – rural medicine, second, and family medicine, ninth. Additionally, in health disciplines, UNM's nursing/midwifery program is ranked fifth. UNM School of Law is ranked 72th, while ranking ninth in clinical training. UNM College of Fine Arts is ranked 53rd, with its photography program ranked fifth in the nation. The engineering program is ranked 87th nationally, with electrical engineering coming in at 53rd, and Chemical Engineering ranking at 58th.

UNM is the only Hispanic-Serving Institution in the U.S. that is also classified a Carnegie Research University with Very High Activity. Recently, *Hispanic Business Magazine* ranked four University schools among the top 10. The list included: UNM School of Law, seventh; UNM Anderson School of Management, fourth; UNM School of Medicine, seventh; and the UNM School of Engineering, sixth.

Among the University's outstanding research units are the Center for Advanced Research Computing, Cancer Center, New Mexico Engineering Research Institute, Center for High Technology Materials, Design Planning Assistance Center, and the Mind Research Network.

### UNM Traditions-The Lobo Nickname

A number of legends have arisen over the years as to how The University of New Mexico got "Lobo" as its official nickname. When the university began playing football in 1892, the team was simply referred to as "The University Boys" or "Varsities" to distinguish themselves from the prep school kids.

The student body, at least as early as 1917, began to seriously explore the possibilities for both a mascot and a new name for the student newspaper, which was then called simply the "U.N.M. Weekly." Several names for the paper were suggested, including The Rattler, the Sand Devil, the Ki-yo-te and the Cherry and Silver. However, there was no single name that struck a responsive chord among the students and when school opened in the Fall of 1920 the U.N.M. Weekly was still there.

On Sept. 22, 1920, sophomore George S. Bryan, editor of the U.N.M. Weekly and student manager of the football team, was present at a Student Council meeting for the purpose of suggesting that the University teams be given a mascot name as at that time many universities had mascot names for their teams. Bryan suggested Lobo, the Spanish word for wolf, as the nickname. The name was enthusiastically received. The Oct. 1 issue of the student paper said, "The Lobo is respected for his cunning, feared for his prowess, and is the leader of the pack. It is the ideal name for the

## THE UNIVERSITY OF NEW MEXICO

Varsity boys who go forth to battle for the glory of the school. All together now; fifteen rahs for the LOBOS.”

From that beginning, the Lobo nickname has remained with The University of New Mexico for over almost 100 years.



### UNM Traditions - The Lobo Mascot

After “Lobo” was adopted as the school’s nickname in 1920, it was not long thereafter that a real Lobo became the mascot.

Bruno Dieckmann, class of 1902, and by 1920 a successful Albuquerque insurance and real estate agent, acquired the first Lobo for the University at his own expense. At the time he was treasurer of the Athletic Association and “one of the most admired men in town.”

Elsie Ruth Chant, class of 1923, recalled, “All of the girls on campus wanted to be seen with him. He was an accomplished concert violinist as well as being a successful businessman, and he was rich. He drove a Stutz Bearcat convertible around town and all of the girls would compete to get rides with him. Sometimes he had five or six girls in the car, and when he finally got married, he left broken hearts all over campus. Anyway, he either caught it himself or he paid to have a wolf captured in the Mount Taylor area. The wolf was brought into the school and a student by the name of Bowman would take it on a leash to the football practice area.”

Apparently, a government trapper named Jim Young caught a wolf pup on the Floyd Lee Ranch near Mount Taylor in western part of the state. The cub became the responsibility of the cheerleaders and it appeared in harness at every football game. However, in the late 20s, a child teased the wolf and the child was bitten at one of the games. UNM officials were forced to dispose of the wolf, as one historian put it, “for fear other ill-bred brats might become tempted to play with the wolf and bring a damage suit.”

A live wolf was not a part of the scene for over 90 years, but recently, Zoerro the Wolf from the Wild Spirit Wolf Sanctuary has been at events for photo opportunities and to educate UNM fans on the wolves and to “educate the public about wolves, wolf-dogs, and other related species, our eco-system and how we all play a part in it, and the excellent, ethical care and treatment of all animals domestic and wild.” In the early 1960s a human mascot named “Lobo Louie” was created. A second mascot, “Lobo Lucy” was created in the early 1980s. Both are now members of the school’s cheerleading squad.

### UNM Traditions - Cherry and Silver

The most common origin of New Mexico’s school colors dates back nearly 100 years. Apparently, the school colors in the early

1890s were black and gold. Ms. Harriet Jenness, a faculty member who taught drawing, delsarte (drama), penmanship, and music, suggested a change in school colors because black and gold did not give a true feeling of New Mexico. She suggested the crimson evening glow of the majestic Sandia mountains to the east. The silver came from when students and faculty took picnics in the Sandias and noted the Rio Grande looked like a silver ribbon winding through the valley below. Her ideas were enthusiastically adopted by the faculty and staff. The crimson was later changed to cherry, the color of a Sandia sunset. Miss Jenness died in 1895, two years before the colors were adopted as “official.” From 1973-79, turquoise was integrated into the official school colors, at least, for the athletics teams. The football team wore turquoise jerseys at home during those years. Cherry and silver returned as the predominant colors in 1980, and teams will now wear turquoise as an alternate or throwback jersey.

### UNM Traditions - The Alma Mater

The Alma Mater (in Latin means “Nourishing” or “Dear Mother”) was a source of contention at UNM in 1947. The original Alma Mater was set to the tune of “Annie Lyle,” which was an unpopular tune with the student body for a long period of time. The student body voted in a general election to change the Alma Mater and found Glee Club Director Craig Summers to oblige. Actually Mr. Summers and his father wrote the present Alma Mater three years before and called it “The New Mexico Hymn.”

New Mexico, New Mexico

We sing to honor thee.

This golden haze of college days

Will live in memory.

This praise we sing will ever ring

With truth and loyalty New Mexico, your fame we know Will last eternally.

### UNM Traditions - The Fight Song

The UNM fight Song was written in 1930. The music to the Fight Song was written by Dean Lena Clauve, who served the University for 32 years as a professor of music education and as the Dean of Women. Dr. George St. Clair, professor in the English Department, wrote the lyrics.

Hail to thee, New Mexico,

Thy loyal sons are we. Marching down the field we go,

Fighting for thee.

RAH! RAH! RAH!

Now we pledge our faith to thee,

Never shall we fail.

Fighting ever, yielding never.

HAIL! HAIL! HAIL!



## CENTER FOR STUDENT-ATHLETE SUCCESS



### MISSION

The Lobo Center for Student-Athlete Success, in conjunction with the University of New Mexico, provides support services for prospective, current, as well as former student-athletes in an effort to increase academic and personal success. Student-athletes are encouraged to develop personal responsibility, intelligent decision making, and leadership skills through the provision of educational experiences both inside and outside of the classroom. The Lobo Center also celebrates the academic and civic achievements by our student-athletes.

### SERVICES OFFERED

#### Study Hall

The study halls are sport specific and designed to accommodate each athletic team in a structured and professional academic setting. The atmosphere is intended to foster an environment that is conducive to learning and group facilitation.

Each team study hall is staffed and monitored by at least one study hall monitor. The study hall monitors are proficient in a myriad of subjects and provide assistance to the student-athletes when needed **Athletic Computer Labs**

The athletic computer lab is an academic aid to student-athletes, and its primary purpose is to facilitate the scholastic pursuits of student athletes at the University of New Mexico.

#### Laptop Computers

Laptop computers are available to all student-athletes on a first come, first serve basis. The laptops are for student-athletes to use when they are on the road traveling for competition.



#### Learning Strategist

The Center also has an in-house Learning Strategist devoted to providing support to student-athletes who have been diagnosed with a learning disability as well as those who need additional instruction in specific content areas and general study skills. The Learning Strategist also provides workshops that address study skills and time management. Individual appointments can be made as needed as well as class specific reviews can be coordinated.

#### Books on Loan

A benefit of being a student-athlete on scholarship is an in-house bookroom where student-athletes can get their textbooks for their classes. Our bookroom administrator can look up student's class schedules to determine the necessary textbooks, which eliminates the time-consuming tasks of going to the bookstore to research the books for each class and then standing in long lines to purchase them!



#### Academic Monitoring

Student-athlete progress is monitored by the Student Support Staff, housed in the Lobo Center. Three times a semester instructors will provide feedback on student-athletes academic progress. Progress forms are sent at the 4th, 8th, and 12th week during the academic semester. The information provided in these forms are forwarded to coaches and used to help student-athletes with their academic progression.

#### Academic Advisement

Each student-athlete at UNM is required to meet with their athletic academic advisor at least once a semester for class registration advisement. Once a major is declared, the student athlete is required to meet their assigned major advisor at least once per semester and then return a completed pre-enrollment form to their assigned athletic advisor. An athletic academic advisor is always available to answer any and all questions.

#### University 101

University 101 is a three (3) credit hour course that is designed to help freshmen student-athletes successfully transition into life and learning at the university. This course provides freshman student-athletes with a special orientation to the university community, the UNM athletics program, and the NCAA rules and regulations. Although the course does not fulfill core curriculum requirements, it is applicable towards elective credit. Furthermore, it is required for all incoming freshmen scholarship student-athletes.