



Lobos

f t i
@UNMLOBOFB



#WINS

HOME **2022** AWAY

											
9.3	9.9	9.17	9.24	9.30	10.8	10.15	10.22	11.5	11.12	11.18	11.25

MEDIA GUIDE



General Information

Name of School University of New Mexico
 City/Zip Albuquerque, N.M. 87106
 Founded 1889 by Territorial Legislature
 Enrollment 21,638
 Nickname Lobos
 School Colors Cherry and Silver
 Stadium University Stadium
 Capacity 39,224
 Conference Mountain West
 Affiliation NCAA I
 President Dr. Garnett Stokes
 Athletic Director Eddie Nuñez
 Athletic Dept. Phone 505-925-5501
 Ticket Office Phone 505-925-LOBO

Coaching Staff

Head Coach Danny Gonzales
 Alma Mater, Year New Mexico, 1999
 Record at School (years) 5-14, 3rd season
 Career Record (years) 5-14, 3rd season
 Football Office Phone 505-925-5700
 Best Time of Day to Reach Coach Contact SID
 Assistant Coaches
 Derek Warehime Off. Coord./TEs
 Brandon Blackmon WRs
 Jamie Christian RBs/STC
 Jason Lenzmeier OL
 Heath Ridenour QBs
 Byron Bell GA (OL)
 Matt Clarke GA (TE)
 Rocky Long Def. Coord
 Jerome Haywood DL
 David Howes S
 Troy Reffett CB
 Jake Rothschilder LB
 Dante Caro GA (DL)
 Trey Lomax GA (DB)
 Gavin Bevis Director of Operations
 Geno Ramsey, Jr. Director of Recruiting
 Jalen Harvey Director of Player Development
 Paul Kasero Video Coordinator
 Derrick Baker Athletic Performance
 Tim Gray Asst. Athletic Performance

Team Information

2021 Overall Record 3-9
 2021 Mountain West Record/Finish 1-7/6th Mtn

History

First Year of Football 1892
 Overall All-Time Record 493-621-31
 Number of Bowls/last 13/2016
 Bowl Record 4-8-1
 NFL Draft Picks 65

Communications

Press Box Phone 505-925-5805
 SID Mailing Address New Mexico Athletics
 Colleen J. Maloof Administration Building
 1 University of New Mexico
 MSC04 2680
 Albuquerque, NM 87131-0001
 Overnight Address New Mexico Athletics
 Colleen J. Maloof Administration Building
 1414 University Boulevard SE
 Albuquerque, NM 87106
 Frank Mercogliano Asst. A.D. for Communications
 Cell 505-410-4844

2022 Schedule

Date	Opponent (TV)	Time (MT)
9/3	Maine (My50)	6 pm
9/9	*Boise State (CBS Sports Network)	7 pm
9/17	UTEP (My50)	6 pm
9/24	at LSU (ESPN+)	5:30 pm
9/30	*at UNLV (CBS Sports Network)	9 pm
10/8	*Wyoming (CBS Sports Network)	5 pm
10/15	at New Mexico State	TBA
10/22	*Fresno State (Fox/FS1/FS2)	TBA
11/5	*at Utah State (CBS Sports Network)	1:30 pm
11/12	*at Air Force (CBS Sports Network)	1:30 pm
11/18	*San Diego State (FS1)	TBA
11/25	*at Colorado State (CBS Sports Network)	1:30 pm

2022 Roster Breakdown

STARTERS/LETTERWINNERS RETURNING

Letterwinners Returning/Lost: 35/28
 Offensive Letterwinners Returning/Lost: 13/14
 Defensive Letterwinners Returning/Lost: 19/11
 Specialist Letterwinners Returning/Lost 4/2
 Offensive Starters Returning/Lost: 4/7
 Other Off. Returners with Career Starts: 9
 Defensive Starters Returning/Lost: 6/5
 Other Def. Returners with Career Starts: 5
 Specialists Starters Returning/Lost: 3/0

ON THE INSIDE

Quick Facts/Schedule	1
Roster Breakdown/Policies & Procedures	2
University of New Mexico	3-4
Center for Student-Athlete Success	5
Academic Success/Support	6-7
Lobos in the NFL	8-15
Lobos in the NFL Draft	16
University Stadium	17
New Mexico Mutual Champions Training Center	18
Athletic Performance Center	19
Famous Alumni	20-21

COACHING STAFF & PLAYERS

Head Coach Danny Gonzales	22-25
Assistant Coaches and Support Staff	26-45
2022 Rosters	46-47
Where the Lobos are From	48
Returning Player Pages	49-80
Newcomer Player Pages	81-88

2021 SEASON REVIEW

2021 Statistics	89-100
Career Statistics	101-106
What They Wore	107
Last Time It Happened	108
2021 Game-By-Game Boxscores/Recaps	109-114
2021 Honors/Final Standings	115-116

RECORDS

Records	117-148
Offensive Year-By-Year	149
Offensive Year-By-Year	150
Honors/Players of the Week	151-154
Attendance Records	155
Home Openers	156
Season Openers	157
Homecoming	158
NCAA Rankings	159
End of Season Honors	160-161
Bowl History	162-167
All-Time Lettermen	168-175
All-Time Season Results	176-187

ADMINISTRATION/MEDIA INFORMATION

President Garnett T. Stokes	188
Athletic Director Eddie Nuñez	188
Board of Regents	189
Media Outlets	189
Media Information	190
Mountain West	191-192

New Mexico Athletics

Mission

DEVELOPING LOBOS FOR LIFE!

Vision Statement

The University of New Mexico athletics aspires to be the premier athletic program in our Conference and recognized as a national leader in inter-collegiate athletics with an international reputation for excellence.

Core Values

Student Athlete Experience - We provide an environment that promotes personal, academic, athletic, and social development. We prepare Lobos for Life!

Integrity - We are honest, respectful, and accountable.

Excellence - We maximize our efforts and talents to ensure success of the Lobos.

Respect - We value the importance of diversity, fairness, goodwill and sportsmanship.

Lobo Pride - We support an atmosphere that embraces school spirit, honors tradition, and develops Lobos for Life!



2022 Media Policies

New Mexico Media Junket

In the fall, the New Mexico Media Luncheons are Tuesday, and the time alters based on when practice and where other sports are in its seasons, but generally they are anywhere from noon to 1 p.m. Coach Danny Gonzales is available after the other fall sport coaches. Audio and video clips are available from the UNM communications office, and also at www.golobos.com. The press conferences are also streamed on GoLobos.com by LoboTV. Please note that the Mountain West no longer conducts a football coaches teleconference. The junket is on the third floor of the Tow Diehm Football Complex.

Danny Gonzales Interview Opportunities

Coach Gonzales is available after practice on Tuesday, Wednesday and Thursday during game week. After road games, Coach Gonzales will be available via ZOOM (links will be sent to participating media).

New Mexico Player Interview Opportunities

All player interviews must be arranged through the UNM athletics communications office. In the fall, the main time for interviews is after practice. Interviews are generally on Tuesday and Wednesday, and Wednesday is the last day for player interviews. For lengthier interviews, please call the communications office to arrange a better time that is more conducive to the interview. Generally, players are not off-limits unless they have done something that would cause them to well, be off limits. If interviews are needed on Monday, those can be arranged as long as the student-athletes aren't in class and we know ahead of time. Our goal is to get you the interviews that you need, not to say no, so please, ask and we will try to make it happen.

Postgame: The UNM locker room is closed. Requested players will be brought to the weight room in the Tow Diehm football building and outside the locker room for road games. UNM communications will have coach Gonzales and two players address the media, and other players that are needed for one-on-ones may be requested. The student-athletes will be available after the press conferences for one-on-one opportunities. For road games, we will have ZOOM press conferences. UNM media that isn't in the stadium, ZOOM links will be sent day of the game.

Wireless in the Press Box

The press box at University Stadium is fully equipped for wireless connections. Access is free, but those wanting access need their own internal or external wireless cards. Phone lines are available. The new wifi installed in 2019 has worked great and the password is located on the name cards in the press box.

www.collegepressbox.com

CollegePressBox.com gives the media one-stop access to updated contact information, media guides, game books, photos, quotes, links and more for each of the league's schools and the Mountain West office. Log-in information will be provided by the MW office to accredited media, or you can apply for a password by sending an e-mail to password@collegepressbox.com.

Live Stats

The University of New Mexico will utilize StatBroadcast in 2022. Media members for any game can go to www.golobos.com/fbstats.

Ticket Information

- online at www.golobos.com/tickets
- by calling 925-5858 or toll-free at 800-955-HOWL.
- Lobo Ticket Office inside the Pit at the NW corner of University & Cesar Chavez boulevards from 8:30-5 Monday-Friday
- UNM Bookstore (Bookstore Ticket Office is closed on Mondays) For more information call the New Mexico Athletics Ticket Office at (505) 925-5626 or 1-800-955-HOWL (4695). Call (505) 925-5500 for group tickets and ask to speak to a customer service representative.

On Game Day, the northeast box office at University Stadium opens four hours prior to kickoff, and the Lobo Ticket Office at University Arena opens three hours before game time. The northwest University Stadium box office opens 90 minutes before kickoff.

Lobo Talk & The Lobo Coaches Show

In the fall, host Robert Portnoy and coach Danny Gonzales discuss UNM football at Lobo Talk on Thursdays. The show airs from 7-8 p.m. from Revel Entertainment and the Draft Day Sports Bar. Fans can call 866-350-4309 to ask coach Gonzales a question. Also in the fall, the Lobo Coaches Show will be produced by LoboTV, with distribution channels to be announced in.

Game Credentials

Regular UNM media will receive game credentials prior to the start of the season. Media members with season credentials will also serve as a parking pass for the Baseball East lot across from the stadium (the one-year experiment of Baseball South for 2019 was mercifully ended)

Visiting team media should request single-game credentials through their team's media relations office. Media passes work as parking passes for the Baseball South lots.

Media members not associated directly with a team can email requests via our media request link, which is located near the top of the football page on GoLobos.com.

For media members picking up credentials at will call without parking passes, it is located in the Northeast corner of the stadium by Gate 7 or 8. With parking passes credentials will be located at the University Drive entrance to the Baseball South lot with the parking attendant. This should allow you to get your credential without having to wait in line or deal with parking on the north side of the stadium.

Parking

Media parking is located across and just south of the stadium off University Drive. Media members can park in the Baseball East lot which is located next to University Drive. The Baseball East lot entrance is off University Drive south directly across from the Stadium West lot entrance, and it's the driveway between Santa Ana Star Field and the Davalos Practice Center.

Visiting Radio

The visiting radio booth is located on the fourth level of the main press box, next to the main media area.



The University of New Mexico

Founded in 1889 as New Mexico's flagship institution, The University of New Mexico now occupies nearly 800 acres near old Route 66 in the heart of Albuquerque, a metropolitan area of more than 500,000 people. From the magnificent mesas to the west, past the banks of the historic Rio Grande to the Sandia Mountains to the east, Albuquerque is a blend of culture and cuisine, styles and stories, people, pursuits and panoramas.

Offering a distinctive campus environment with a Pueblo Revival architectural theme, the campus buildings echo nearby Pueblo Indian villages. The nationally recognized campus arboretum and the popular duck pond offer an outstanding botanical experience in the midst of one of New Mexico's great public open spaces.

The People

As a Hispanic-Serving Institution, the University represents a cross-section of cultures and backgrounds. In spring of 2019, 22,225 students attended main campus with another 6,752 students at branch campuses and education centers.



UNM boasts an outstanding faculty that includes a Nobel Laureate, two MacArthur Fellows, 35 Fulbright scholars and several members of national academies. Faculty publish in many professional journals including Scientific American and The New England Journal of Medicine and Nature. UNM professors have been quoted in Newsweek, the Los Angeles Times, Business Week, People Magazine, Parade Magazine, U.S. News and World Report, and The New Yorker, among others. They have shared their expertise on CNN, the Today Show, Good Morning America, Nova National Geographic and other news shows.

UNM employs more than 20,000 people statewide, including employees of University Hospital. It has more than 159,000 active alumni, with Lobos in every state and more than 1,400 alumni outside the U.S. More than half of UNM's alumni choose to remain in New Mexico.

The Places

The University has branch campuses in Gallup, Los Alamos, Taos and Valencia County, as well as the extension UNM Health Sciences Rio Rancho Campus. UNM offers bachelor and graduate degree completion programs throughout the state via Extended Learning and has education centers located at the four branch campus locations as well as in Santa Fe, Farmington, and at Kirtland Air Force Base. UNM's libraries, museums, galleries and performance spaces are a rich cultural resources for the state. Home to the Lobos and contenders in the Mountain West, UNM athletics draw fans from all over. University Arena or "The Pit" is one of college basketball's most famous and recognizable buildings. In fact, The Pit was ranked 5th by the Travel Channel as one of the best college basketball venues.

The Programs

UNM is a place where cutting-edge research and creative endeavors flourish. UNM research injects millions of dollars into New Mexico's economy, funds new advancements in health-care, and augments teaching – giving students valuable hands-on training in state-of-the-art laboratories.

The Health Sciences Center is the state's largest integrated health care treatment, research and education organization. U.S. News and World Report's 2018 edition of "America's Best Graduate Schools" ranks the UNM School of Medicine 20th in primary care and 72nd in research. Additionally, in health disciplines, UNM's nursing-midwifery program is ranked seventh. UNM School of Law is ranked 88th, while ranking 14th in clinical training. UNM College of Fine Arts is ranked 48th, with its photography program ranked fifth in the nation. The engineering program is ranked 83rd nationally, with electrical engineering coming in at 75th, and Chemical Engineering ranking at 72nd.

UNM is one of only a dozen Hispanic-Serving Institution in the U.S. that are also classified by the Carnegie Commission on Higher Education as a R1: Doctoral Universities with very high research activity.



Among the University's outstanding research units are the Center for Advanced Research Computing, Cancer Center, New Mexico Engineering Research Institute, Center for High Technology Materials, Design Planning Assistance Center, Innovation Academy and the Mind Research Network.

UNM Traditions-The Lobo Nickname

A number of legends have arisen over the years as to how The University of New Mexico got "Lobo" as its official nickname. When the university began playing football in 1892, the team was simply referred to as "The University Boys" or "Varsities" to distinguish themselves from the prep school kids.

The student body, at least as early as 1917, began to seriously explore the possibilities for both a mascot and a new name for the student newspaper, which was then called simply the "U.N.M. Weekly." Several names for the paper were suggested, including The Rattler, the Sand Devil, the Ki-yo-te and the Cherry and Silver. However, there was no single name that struck a responsive chord among the students and when school opened in the Fall of 1920 the U.N.M. Weekly was still there.

On Sept. 22, 1920, sophomore George S. Bryan, editor of the U.N.M. Weekly and football team student manager, was present at a Student Council meeting for the purpose of suggesting that the University teams be given a mascot name as at that time many universities had them. Bryan suggested Lobo, the Spanish word for wolf, as the nickname. The name was enthusiastically received. The Oct. 1 issue of the student paper said, "The Lobo is respected for his cunning, feared for his prowess, and is the leader of the pack. It is the ideal name for the Varsity boys who go forth to battle for the glory of the school. All together now; fifteen rahs for the LOBOS."



The University of New Mexico

From that beginning, the Lobo nickname has remained with The University of New Mexico for 100 years.

UNM Traditions - The Lobo Mascot

After "Lobo" was adopted as the school's nickname in 1920, it was not long thereafter that a real Lobo became the mascot.

Bruno Dieckmann, class of 1902, and by 1920 a successful Albuquerque insurance and real estate agent, acquired the first Lobo for the University at his own expense. At the time he was treasurer of the Athletic Association and "one of the most admired men in town."

Elsie Ruth Chant, class of 1923, recalled, "All of the girls on campus wanted to be seen with him. He was an accomplished concert violinist as well as being a successful businessman, and he was rich. He drove a Stutz Bearcat convertible around town and all of the girls would compete to get rides with him. Sometimes he had five or six girls in the car, and when he finally got married, he left broken hearts all over campus. Anyway, he either caught it himself or he paid to have a wolf captured in the Mount Taylor area. The wolf was brought into the school and a student by the name of Bowman would take it on a leash to the football practice area."

Apparently, a government trapper named Jim Young caught a wolf pup on the Floyd Lee Ranch near Mount Taylor in western part of the state. The cub became the responsibility of the cheerleaders and it appeared in harness at every football game. However, in the late 20s, a child teased the wolf and the child was bitten at one of the games. UNM officials were forced to dispose of the wolf, as one historian put it, "for fear other ill-bred brats might become tempted to play with the wolf and bring a damage suit."

A live wolf has really never been a part of the athletics scene since. In the early 1960s a human mascot named "Lobo Louie" was created. A second mascot, "Lobo Lucy" was created in the early 1980s. Both are now members of the school's cheerleading squad.

UNM Traditions - Cherry and Silver

The most common origin of New Mexico's school colors dates back over 100 years. Apparently, the school colors in the early 1890s were black and gold. Ms. Harriet Jenness, a faculty member who taught drawing, eldarte (drama), penmanship and music, suggested a change in school colors because black and gold did not give a true feeling of New Mexico. She suggested the crimson evening glow of the majestic Sandia mountains to the east. The silver came from when students and faculty took picnics in the Sandias and noted the Rio Grande

looked like a silver ribbon winding through the valley below. Her ideas were enthusiastically adopted by the faculty and staff. The crimson was later changed to cherry, the color of a Sandia sunset. Miss Jenness died in 1895, two years before the colors were adopted as "official." From 1973-79, turquoise was integrated into the official school colors, at least, for the athletics teams. The football team wore turquoise jerseys at home during those years. Cherry and silver returned as the predominant colors in 1980.

UNM Traditions - The Alma Mater

The Alma Mater (in Latin means "Nourishing" or "Dear Mother") was a source of contention at UNM in 1947. The original Alma Mater was set to the tune of "Annie Lyle," which was an unpopular tune with the student body for a long period of time. The student body voted in a general election to change the Alma Mater and found Glee Club Director Craig Summers to oblige. Actually Mr. Summers and his father wrote the present Alma Mater three years before and called it "The New Mexico Hymn."


New Mexico, New Mexico
We sing to honor thee.
This golden haze of college days
Will live in memory.
This praise we sing will ever ring
With truth and loyalty New Mexico, your fame we know

Will last eternally.

UNM Traditions - The Fight Song

The UNM fight Song was written in 1930. The music to the Fight Song was written by Dean Lena Clauve, who served the University for 32 years as a professor of music education and as the Dean of Women. Dr. George St. Clair, professor in the English Department, wrote the lyrics.

Hail to thee, New Mexico,
Thy loyal sons are we. Marching down the field we go,
Fighting for thee.
RAH! RAH! RAH!
Now we pledge our faith to thee,
Never shall we fail.
Fighting ever, yielding never.
HAIL! HAIL! HAIL!





Center for Student-Athlete Success



Mission

The Lobo Center for Student-Athlete Success, in conjunction with the University of New Mexico, provides support services for prospective, current, as well as former student-athletes in an effort to increase academic and personal success. Student athletes are encouraged to develop personal responsibility, intelligent decision making, and leadership skills through the provision of educational experiences both inside and outside of the classroom. The Lobo Center also celebrates the academic and civic achievements by our student-athletes.

Services Offered Study Hall

The study halls are sport specific and designed to accommodate each athletic team in a structured and professional academic setting. The atmosphere is intended to foster an environment that is conducive to learning and group facilitation.

Each team study hall is staffed and monitored by at least one study hall monitor. The study hall monitors are proficient in a myriad of subjects and provide assistance to the student-athletes when needed

Athletic Computer Labs

The athletic computer lab is an academic aid to student-athletes, and its primary purpose is to facilitate the scholastic pursuits of student athletes at the University of New Mexico.

Laptop Computers

Laptop computers are available to all student-athletes on a first come, first serve basis. The laptops are for student-athletes to use when they are on the road traveling for competition.

Learning Strategist

The Center also has an in-house Learning Strategist devoted to providing support to student-athletes who have been diagnosed with a learning disability as well as those who need additional instruction in specific content areas and general study skills. The Learning Strategist also provides workshops that address study skills and time management. Individual appointments can be made as needed as well as class specific reviews can be coordinated.

Books on Loan

A benefit of being a student-athlete on scholarship is an in-house bookroom where student-athletes can get their textbooks for their classes. Our bookroom administrator can look up student's class schedules to determine the necessary textbooks, which eliminates the time-consuming tasks of going to the bookstore to research the books for each class and then standing in long lines to purchase them!

Academic Monitoring

Student-athlete progress is monitored by the Student Support Staff, housed in the Lobo Center. Three times a semester instructors will provide feedback on student-athletes academic progress. Progress forms are sent at the 4th, 8th, and 12th week during the academic semester. The information provided in these forms are forwarded to coaches and used to help student-athletes with their academic progression.



Academic Advisement

Each student-athlete at UNM is required to meet with their athletic academic advisor at least once a semester for class registration advisement. Once a major is declared, the student-athlete is required to meet their assigned major advisor at least once per semester and then return a completed pre-enrollment form to their assigned athletic advisor. An athletic academic advisor is always available to answer any and all questions.

University 101

University 101 is a three (3) credit hour course that is designed to help freshmen student-athletes successfully transition into life and learning at the university. This course provides freshman student-athletes with a special orientation to the university community, the UNM athletics program, and the NCAA rules and regulations. Although the course does not fulfill core curriculum requirements, it is applicable towards elective credit. Furthermore, it is required for all incoming freshmen scholarship student-athletes.



2021 Mountain West All-Academic



O.J. Bartley
Pre-Criminology



Trace Bruckler
Pre-Business Administration



Tavian Combs
Pre-Exercise Science



Ben Davis
Public Administration



Andrew Erickson
Mechanical Engineering



Isaak Gutierrez
Undecided



Langston Murray
Business Administration



Isaiah Perez
Liberal Arts



Syaire Riley
Journalism/Mass Comm



Aaron Rodriguez
Psychology



Jake Saltonstall
Business Administration



Bryce Santana
Pre-Mechanical Engineering



Andrew Shelley
Mechanical Engineering



George Steinkamp
Business Administration



Blake Wells
Liberal Arts



Connor Witthoft
Pre-Biology



Bobby Wooden
Pre-Criminology



Luke Wysong
Undecided



Academic Support



ACADEMIC SERVICES OFFERED

STUDY HALL

The study halls are sport specific and designed to accommodate each athletic team in a structured and professional academic setting. The atmosphere is intended to foster an environment that is conducive to learning and group facilitation.

ATHLETIC COMPUTER LABS

The athletic computer lab is an academic aid to student-athletes, and its primary purpose is to facilitate the scholastic pursuits of student-athletes at the University of New Mexico. Laptop computers are available to all student-athletes when they are on the road traveling for competition.

LEARNING DISABILITIES SUPPORT LEARNING STRATEGIST

The Center also has an in-house Learning Strategist devoted to providing support to student-athletes who have been diagnosed with a learning disability as well as those who need additional instruction in specific content areas and general study skills.

BOOKS ON LOAN

A benefit of being a student-athlete on scholarship is an in-house book room where student-athletes can get their textbooks for their classes.

ACADEMIC MONITORING

Student-athlete progress is monitored by the Center. Three times a semester instructors will provide feedback on student-athletes academic progress.

ACADEMIC ADVISEMENT

Each student-athlete at UNM is required to meet with their athletic academic advisor at least once a semester for class registration advisement.



Lobos In the NFL



Ben Agajanian

Height: 6' 0" Weight: 195

Born: 8/28/1919, in Santa Ana, CA, USA


High School: San Pedro (CA)

		FGM	FGA	XPM	XPA
1945	Philadelphia Eagles	0	0	0	0
1945	Pittsburgh Steelers	0	0	0	0
1947	Los Angeles Dons	0	0	0	0
1948	Los Angeles Dons	0	0	0	0
1949	New York Giants	8	13	35	36
1953	Los Angeles Rams	10	24	36	37
1954	New York Giants	13	25	35	35
1955	New York Giants	10	15	32	33
1956	New York Giants	5	13	23	23
1957	New York Giants	10	18	32	32
1960	Los Angeles Chargers	13	24	46	47
1961	Dallas Texans	1	2	8	8
1961	Green Bay Packers	1	2	8	8
1962	Oakland Raiders	5	14	10	11
1964	San Diego Chargers	2	4	8	8
Career Totals:		78	154	273	278

(2 AAFC Seasons)

(4 AFL Seasons)

(8 NFL Seasons)



Ben Agajanian is one of only two players in the history of professional football to play in the AAFC, the NFL, and the AFL, joining Hardy Brown. Agajanian has the distinction of scoring the first points in the inaugural AFL Championship game, a 38-yard field goal.

Walt Arnold

Position: TE

Height: 6' 3" Weight: 225

Born: 8/31/1958, in Galveston, TX, USA

High School: Los Alamos (NM)

		REC	YDS	AVG	TDLNG
1980	Los Angeles Rams	5	75	15.0	1 33
1981	Los Angeles Rams	20	212	10.6	2 24
1982	Houston Oilers	0	0	0.0	0 0
1983	Houston Oilers	12	137	11.4	1 37
1984	Kansas City Chiefs	11	95	8.6	1 15
1984	Washington Redskins	0	0	0.0	0 0
1985	Kansas City Chiefs	28	339	12.1	1 38
1986	Kansas City Chiefs	20	169	8.5	1 27
1987	Kansas City Chiefs	3	26	8.7	0 10
Career Totals:		99	1053	10.6	7 38

(8 NFL Seasons)

Billy Austin

Position: DB/S

Height: 5' 10" Weight: 195

Born: 3/8/1975, in Washington, DC, USA

High School: Kempner (Sugar Land, TX)

		TKL	AST
1998	Indianapolis Colts	1	0
1999	Indianapolis Colts	12	3
2000	Indianapolis Colts	7	2
Career Totals:		20	5

(3 NFL Seasons)

Charlie Baker

Position: LB

Height: 6' 2" Weight: 230

Born: 9/26/1957, in Mount Pleasant, TX, USA

High School: Ector (Odessa, TX)

Drafted: 1980, Round 3, Pick 25 (81 Overall) by St. Louis Cardinals

		GP	GS	SCK	FR
1980	St. Louis Cardinals	16	1	0	0
1981	St. Louis Cardinals	14	8	0	1
1982	St. Louis Cardinals	9	9	0	2
1983	St. Louis Cardinals	16	16	0	0
1984	St. Louis Cardinals	9	6	0	0
1985	St. Louis Cardinals	15	3	0	0
1986	St. Louis Cardinals	16	16	3.5	1
1987	St. Louis Cardinals	14	3	0	0
Career Totals:		109	62	3.5	4

(8 NFL Seasons)

Hank Baskett


Position: WR

Height: 6' 4" Weight: 220

Born: 9/4/1982, in Clovis, NM, USA

		REC	YDS	AVG	TD	LNG
2006	Philadelphia Eagles	22	464	21.2	2	89T
2007	Philadelphia Eagles	16	142	8.9	1	25
2008	Philadelphia Eagles	33	440	13.3	3	90T
2009	Philadelphia Eagles	1	6	6.0	0	6
2009	Indianapolis Colts	4	28	7.0	0	9
2010	Minnesota Vikings	1	18	18.0	0	18
2010	Philadelphia Eagles	0	0	0.0	0	0
Career Totals:		77	1098	14.3	6	90T

(5 NFL Seasons)



Hank Baskett played seven seasons after starring at UNM and Clovis High School. Baskett was named the 2007 Philadelphia Eagles' Special Teams MVP.

Jarrod Baxter

Position: RB

Height: 6' 0" Weight: 245

Born: 3/9/1979, in Dayton, OH, USA

High School: Highland (Albuquerque, NM)

Drafted: 2002, Round 5, Pick 1 (136 Overall) by Houston Texans

		ATTYDS	AVG	TD	REC	YDS	AVG	TD
2002	Houston Texans	7	14	2.0	0	5	33	6.6
2004	Houston Texans	2	1	0.5	0	1	3	3.0
2005	Arizona Cardinals	0	0	0	0	1	4	4.0
Career Totals:		9	15	1.7	0	7	40	5.7

(3 NFL Seasons)

Byron Bell

Position: LT

Height: 6' 5" Weight: 340

Born: 1/17/1989, in Greenville, TX, USA

High School: Greenville (Greenville, TX)

		GP	GS
2011	Carolina Panthers	16	12
2012	Carolina Panthers	15	15
2013	Carolina Panthers	16	14
2014	Carolina Panthers	15	15
2015	Tennessee Titans	16	16
2016	Tennessee Titans	0	0
2017	Dallas Cowboys	12	2
2018	Green Bay Packers	12	9
Career Totals:		102	83

(8 NFL Seasons)

Walter Bernard

Position: CB

Height: 6' 2" Weight: 200

Born: 5/3/1978, in San Diego, CA, USA

High School: Rancho Buena Vista (San Diego, CA)

		GP	GS	TKL
2002	Seattle Seahawks	1	0	0

(1 NFL Season)




Quincy Black

Position: LB
Height: 6' 3" Weight: 227
Born: 2/28/1984, in Chicago, IL, USA
Drafted: 2007, Round 3, Pick 4, (68 Overall) by Tampa Bay Buccaneers

	TKL	SCK	INT	FF
2007 Tampa Bay Buccaneers	18	0	0	2
2008 Tampa Bay Buccaneers	12	0	0	0
2009 Tampa Bay Buccaneers	69	1.5	1	0
2010 Tampa Bay Buccaneers	54	2.0	1	1
2011 Tampa Bay Buccaneers	48	0	1	1
2012 Tampa Bay Buccaneers	28	0	0	0
Career Totals:	283	3.5	3	4

(6 NFL Seasons)



Quincy Black was one of the top linebackers in the 2007 draft according to Mel Kiper, and he had a productive six year NFL career.

Corey Bojorquez

Position: P
Height: 6' 0" Weight: 208
Born: 9/13/1996, in Bellflower, CA, USA

	GP	Punts	YDS	LNG	AVG
2018 Buffalo Bills	8	45	2028	60	45.1
2019 Buffalo Bills	16	79	3313	67	41.9
2020 Buffalo Bills	16	41	2082	72	50.8
2021 Green Bay Packers	17	53	2467	82	46.5
Career Totals:	57	218	9890	82	45.4

(4 NFL Seasons)

Ken Brown

Position: C/OG
Height: 6' 1" Weight: 245
Born: 4/19/1954, in Saginaw, MI, USA
High School: Ganesha (Pomona, CA)

	GP	GS	FR
1979 Denver Broncos	16	0	1
1980 Green Bay Packers	7	0	0
Career Totals:	23	0	1

(2 NFL Seasons)

Marquis Bundy

Position: WR
Height: 6' 4" Weight: 215
Born: 8/5/1994, in Phoenix, AZ, USA
High School: Boulder Creek (Anthem, AZ)

	REC	YDS	AVG	TD	LNG
2016 Arizona Cardinals	0	0	0.0	0	0
2017 New York Giants	0	0	0.0	0	0

(2 NFL Seasons)

Jimmie Carter

Position: LB
Height: 6' 1" Weight: 220
Born: 7/26/1961, in Weimar, TX, USA
High School: Reagan (Austin, TX)

	GP	GS
1987 St. Louis Cardinals	1	0


(1 NFL Season)

Stoney Case

Position: QB
Height: 6' 2" Weight: 206
Born: 7/7/1972, in Odessa, TX, USA
High School: Permian (Odessa, TX)
Drafted: 1995, Round 3, Pick 16 (80 Overall) by Arizona Cardinals

	ATT	CMP	YDS	TD	INT
1995 Arizona Cardinals	2	1	19	0	1
1996 Arizona Cardinals	0	0	0	0	0
1997 Arizona Cardinals	55	29	316	0	2
1998 Arizona Cardinals	0	0	0	0	0
1999 Baltimore Ravens	170	77	988	3	8
2000 Detroit Lions	91	56	503	1	4
Career Totals:	318	163	1826	4	15

(6 NFL Seasons)



Stoney Case, who was the back-up quarterback at Permian "Friday Night Lights", and spent six seasons in the NFL

Devin Clark

Position: OL
Height: 6' 4" Weight: 305
Born: 5/22/1986, in Austin, TX, USA
High School: Mountain View HS (Mesa, AZ)

	GP	GS
2008 Washington Redskins	2	0


(1 NFL Season)

Robin Cole

Position: LB
Height: 6' 2" Weight: 225
Born: 9/11/1955, in Los Angeles, CA, USA
High School: Compton (CA)
Drafted: 1977, Round 1, Pick 21 (21 Overall) by Pittsburgh Steelers

	SCK	INT	FF	FR
1977 Pittsburgh Steelers	0	0	0	2
1978 Pittsburgh Steelers	0	0	0	0
1979 Pittsburgh Steelers	0	0	0	1
1980 Pittsburgh Steelers	0	1	0	1
1981 Pittsburgh Steelers	0	1	0	1
1982 Pittsburgh Steelers	5.0	0	0	0
1983 Pittsburgh Steelers	5.0	0	0	2
1984 Pittsburgh Steelers	2.0	1	0	1
1985 Pittsburgh Steelers	3.0	1	0	3
1986 Pittsburgh Steelers	0.5	0	0	2
1987 Pittsburgh Steelers	1.0	1	0	1
1988 New York Jets	3.0	0	0	1
Career Totals:	19.5	5	0	15

(12 NFL Seasons)



A member of the Steel Curtain defense, Robin Cole started at linebacker in Super Bowl XIV, a 31-19 win by the Steelers over the Los Angeles Rams



Lobos In the NFL

Chris Combs

Position: TE
Height: 6' 4" Weight: 238
Born: 3/17/1958, in National City, CA, USA
High School: Sweetwater (National City, CA)
College: University of New Mexico

	REC	YDS	AVG	TD	LNG
1980 St. Louis Cardinals	2	52	26.0	1	38T
1981 St. Louis Cardinals	5	54	10.8	0	13
Career Totals:	7	106	15.1	1	38T
(2 NFL Seasons)					

Erik Cook


Position: C
Height: 6' 6" Weight: 308
Born: 7/5/1987, in Albuquerque, NM, USA
Drafted: 2010, Round 7, Pick 22, (229 Overall) by Washington Redskins

	GP	GS
2010 Washington Redskins	0	0
2011 Washington Redskins	6	2
Career Totals:	6	2
(2 NFL Seasons)		

Ryan Cook

Position: C
Height: 6' 6" Weight: 328
Born: 5/8/1983, in Albuquerque, NM, USA
Drafted: 2006, Round 2, Pick 19, (51 Overall) by Minnesota Vikings


	GP	GS
2006 Minnesota Vikings	6	3
2007 Minnesota Vikings	16	16
2008 Minnesota Vikings	16	14
2009 Minnesota Vikings	16	0
2010 Minnesota Vikings	16	7
2011 Miami Dolphins	7	0
2012 Dallas Cowboys	13	11
Career Totals:	90	51
(8 NFL Seasons)		



Preston Dennard

Position: WR
Height: 6' 1" Weight: 184
Born: 11/28/1955, in Cordele, GA, USA
High School: South Mountain (Phoenix, AZ)/Marcos de Niza (Tempe, AZ)

	REC	YDS	AVG	TD	LNG
1978 Los Angeles Rams	3	35	11.7	0	15
1979 Los Angeles Rams	43	776	17.8	4	50
1980 Los Angeles Rams	36	596	16.6	6	44
1981 Los Angeles Rams	49	821	16.8	4	64
1982 Los Angeles Rams	25	383	15.3	2	39
1983 Los Angeles Rams	33	465	14.1	5	61T
1984 Buffalo Bills	30	417	13.9	7	68T
1985 Green Bay Packers	13	182	14.0	2	34
Career Totals:	232	3665	15.8	30	68T
(8 NFL Seasons)					



Preston Dennard also started in Super Bowl XIV opposite his former teammate Robin Cole, catching two passes for 32 yards.

John Duff

Position: DE/TE
Height: 6' 7" Weight: 250
Born: 7/31/1967, in Columbus, OH, USA
High School: Tustin (CA)

	GP	GS
1993 Los Angeles Raiders	1	0
1994 Los Angeles Raiders	4	0
1995 Jacksonville Jaguars	0	0
Career Totals:	5	0
(3 NFL Seasons)		

SanQwan Edwards

Position: CB
Height: 6' 0" Weight: 200
Born: 5/13/1992, in Houston, TX, USA
High School: Manvel (TX)

	TKL	SCK	INT	FF
2015 Oakland Raiders	0	0	0	0
Career Totals:	0	0	0	0
(1 NFL Season)				

Dillon Farrell

Position: C
Height: 6' 5" Weight: 303
Born: 9/7/1990, in Baton Rouge, LA, USA
High School: Christian Life (Baton Rouge, LA)

	GP	GS
2014 San Francisco 49ers	8	0
Career Totals:	8	0
(1 NFL Seasons)		

Andy Frederick

Position: OT/T
Height: 6' 6" Weight: 265
Born: 7/25/1954, in Oak Park, IL, USA
High School: St. Joseph (Westchester, IL)
Drafted: 1977, Round 5, Pick 25 (137 Overall) by Dallas Cowboys

	GP	GS
1977 Dallas Cowboys	13	0
1978 Dallas Cowboys	16	0
1979 Dallas Cowboys	16	0
1980 Dallas Cowboys	16	0
1981 Dallas Cowboys	16	0
1982 Cleveland Browns	7	0
1983 Chicago Bears	16	0
1984 Chicago Bears	16	0
1985 Chicago Bears	16	0
Career Totals:	132	0
(9 NFL Seasons)		

Frank Giddens

Position: OT
Height: 6' 7" Weight: 300
Born: 1/20/1959, in Lubbock, TX, USA
High School: Craldsbad (NM)

	GP	GS
1981 Philadelphia Eagles	16	0
1982 Philadelphia Eagles	9	0
Career Totals:	25	0
(2 NFL Seasons)		

Lennox Gordon

Position: RB
Height: 6' 0" Weight: 201
Born: 9/9/1978, in Higley, AZ, USA
High School: Red Mountain (Mesa, AZ)

	ATT	YDS	AVG	TD	LNG
1999 Buffalo Bills	11	38	3.5	0	13
2000 Indianapolis Colts	4	13	3.3	0	6
Career Totals:	15	51	3.4	0	13
(2 NFL Seasons)					

Bruce Herron

Position: LB
Height: 6' 2" Weight: 220
Born: 4/14/1954, in Victoria, TX, USA
High School: Bloomington (TX)

	GP	GS	SCK
1978 Chicago Bears	15	0	0
1979 Chicago Bears	16	0	0
1980 Chicago Bears	15	0	0
1981 Chicago Bears	16	0	0
1982 Chicago Bears	9	0	1.0
Career Totals:	71	0	1.0
(5 NFL Seasons)			



Lobos In the NFL

Dave Hettema

Position: T
Height: 6' 4" Weight: 249
Born: 11/7/1942, in Pasadena, CA, USA
High School: Pasadena (CA)

	GP	GS
1967 San Francisco 49er's	7	0
1970 Atlanta Falcons	6	0
Career Totals:	13	0
(2 NFL Seasons)		

Shawn Hollingsworth

Position: T
Height: 6' 2" Weight: 260
Born: 12/4/1961, in Brownwood, TX, USA
High School: Brownwood (TX)

	GP	GS
1983 Denver Broncos	5	0
Career Totals:	5	0
(1 NFL Season)		

Eric Jack

Position: CB
Height: 5' 10" Weight: 177
Born: 4/19/1972, in Dallas, TX, USA
High School: Eastwood (El Paso, TX)

	GP	GS
1994 Atlanta Falcons	16	0
1995 Atlanta Falcons	0	0
Career Totals:	16	0
(2 NFL Seasons)		

Joe Maese

Position: C
Height: 6' 0" Weight: 241
Born: 12/2/1978, in Morenci, AZ, USA
High School: Cortez (Phoenix, AZ)
Drafted: 2001, Round 6, Pick 31 (194 Overall) by Baltimore Ravens


	GP	GS
2001 Baltimore Ravens	15	0
2002 Baltimore Ravens	16	0
2003 Baltimore Ravens	16	0
2004 Baltimore Ravens	15	0
2005 Detroit Lions	3	0
Career Totals:	65	0
(5 NFL Seasons)		

Terance Mathis

Position: WR
Height: 5' 10" Weight: 185
Born: 6/7/1967, in Detroit, MI, USA
High School: Redan (Stone Mountain, GA)
Drafted: 1990, Round 6, Pick 3 (140 Overall) by New York Jets

	REC	YDS	AVG	TD	LNG
1990 New York Jets	19	245	12.9	0	23
1991 New York Jets	28	329	11.8	1	39
1992 New York Jets	22	316	14.4	3	55T
1993 New York Jets	24	352	14.7	0	46
1994 Atlanta Falcons	111	1342	12.1	11	81
1995 Atlanta Falcons	78	1039	13.3	9	54T
1996 Atlanta Falcons	69	771	11.2	7	55

1997 Atlanta Falcons	62	802	12.9	6	49
1998 Atlanta Falcons	64	1136	17.8	11	78T
1999 Atlanta Falcons	81	1016	12.5	6	52
2000 Atlanta Falcons	57	679	11.9	5	44T
2001 Atlanta Falcons	51	564	11.1	2	34
2002 Pittsburgh Steelers	23	218	9.5	2	22
Career Totals:	689	8809	12.8	63	81
(12 NFL Seasons)					



Terance Mathis had a superb 12-year career. He caught a TD in Super Bowl XXXIII and lead Atlanta in receiving in that game. He is second on the Falcons' career list for catches and yards.

Ramos McDonald

Position: CB/DB
Height: 5' 11" Weight: 198
Born: 4/30/1976, in Dallas, TX, USA
High School: Liberty Elyau (Texarkana, TX)
Drafted: 1998, Round 3, Pick 19 (80 Overall) by Minnesota Vikings

	GP	GS	INT
1998 Minnesota Vikings	15	0	0
1999 Minnesota Vikings	5	5	0
1999 San Francisco 49er's	9	7	1
2000 New York Giants	3	0	0
Career Totals:	32	12	1
(3 NFL Seasons)			

Scott McGarrahan

Position: DB
Height: 6' 1" Weight: 198
Born: 2/12/1974, in Arlington, TX, USA
High School: Lamar (Arlington, TX)
Drafted: 1998, Round 6, Pick 3 (156 Overall) by Green Bay Packers

	TKL	INT	SCK
1998 Green Bay Packers	0	0	0
1999 Green Bay Packers	0	0	0
2000 Green Bay Packers	0	0	0.5
2001 Miami Dolphins	8	0	0
2002 Miami Dolphins	8	0	1.0
2003 Tennessee Titans	47	0	1.0

2004 Tennessee Titans	40	1	0.5
2005 San Diego Chargers	1	0	0
2005 Detroit Lions	0	0	0
Career Totals:	104	1	3.0
(8 NFL Seasons)			

Avery Monfort

Position: HB
Height: 5' 10" Weight: 178
Born: 12/19/1918, in Copan, OK, USA

	ATT	YDS	AVG	TD	LNG
1942 Chicago Cardinals	3	8	2.7	0	11
Career Totals:	3	8	2.7	0	11
(1 NFL Season)					

Bobby Morgan

Position: DB
Height: 6' 0" Weight: 205
Born: 8/7/1940, in Warnago, KS, USA
High School: Warnago (KS)

	GP	GS
1967 Pittsburgh Steelers	5	0
Career Totals:	5	0
(1 NFL Season)		

Steve Myer

Position: QB
Height: 6' 2" Weight: 191
Born: 7/17/1954, in Covina, CA, USA
High School: West Covina (CA)

	ATT	CMP	YDS	TD	INT
1976 Seattle Seahawks	0	0	0	0	0
1977 Seattle Seahawks	130	70	729	6	12
1978 Seattle Seahawks	22	11	94	0	2
1979 Seattle Seahawks	8	2	28	0	0
Career Totals:	160	83	851	6	14
(4 NFL Seasons)					

Winslow Oliver

Position: RB
Height: 5' 7" Weight: 180
Born: 3/3/1973, in Houston, TX, USA
High School: Clements (Sugar Land, TX)/Kempner (Houston, TX)
Drafted: 1996, Round 3, Pick 12 (73 Overall) by Carolina Panthers

	ATT	YDS	AVG	TD	LNG
1996 Carolina Panthers	47	183	3.9	0	16
1997 Carolina Panthers	1	0	0.0	0	0
1998 Carolina Panthers	0	0	0.0	0	0
1999 Atlanta Falcons	8	32	4.0	0	10
2000 Atlanta Falcons	0	0	0.0	0	0
Career Totals:	56	215	3.8	0	16
(5 NFL Seasons)					

Lobos In the NFL



Winslow Oliver carved out a nice five-year career in the NFC South with the Carolina Panthers and the Atlanta Falcons. His biggest NFL play came in 1996 when he recorded an 84-yard punt return for a touchdown against the New Orleans Saints.

Chris Pane

Position: DB

Height: 5' 11" Weight: 184

Born: 5/19/1953, in Berkeley, CA, USA

High School: Livermore (CA)

	GP	GS
2006 Buffalo Bills	11	0
2007 Atlanta Falcons	5	0
Career Totals:	16	0
(2 NFL Seasons)		

Terrance Pennington

Position: OT

Height: 6' 7" Weight: 319

Born: 9/25/1983, in Los Angeles, CA, USA

Drafted: 2006, Round 7, Pick 8 (216 Overall) by Buffalo Bills

High School: Verbum Dei (CA), Bishop Montgomery (CA)

	GP	GS
2006 Buffalo Bills	11	0
2007 Atlanta Falcons	5	0
Career Totals:	16	0
(2 NFL Seasons)		

Don Perkins

Position: FB/HB/OHB/RB


Height: 5' 10" Weight: 200

Born: 3/4/1938, in Waterloo, IA, USA

High School: West (Waterloo, IA)

	ATT	YDS	AVG	TD	LNG
1961 Dallas Cowboys	200	815	4.1	4	47
1962 Dallas Cowboys	222	945	4.3	7	35
1963 Dallas Cowboys	149	614	4.1	7	19T
1964 Dallas Cowboys	174	768	4.4	6	59
1965 Dallas Cowboys	177	690	3.9	0	43
1966 Dallas Cowboys	186	726	3.9	8	24

1967 Dallas Cowboys	201	823	4.1	6	30
1968 Dallas Cowboys	191	836	4.4	4	28T
Career Totals:	1500	6217	4.1	42	59
(8 NFL Seasons)					



Perkins was the NFL Rookie of the Year for Dallas in 1961, and he finished in the top-10 in the NFL in rushing in all eight of his seasons. He was the first Cowboy to ever rush for 100 yards in a game. He was the second inductee to the Cowboys Ring of Honor.

Glover Quin

Position: DB

Height: 6' 0" Weight: 207

Born: 1/15/86, in McComb, Mississippi, USA

High School: Summit North Pike (McComb, Miss.)

Drafted: 2009, Round 4, Pick 12 (112 Overall) by Houston Texans

	GP	GS	TKL	SCK	INT	PD	FF
2009 Houston Texans	15	12	68	0.0	0	11	0
2010 Houston Texans	16	16	85	0.0	3	14	1
2011 Houston Texans	16	16	77	0.0	0	9	0
2012 Houston Texans	16	16	84	1.0	2	14	2
2013 Detroit Lions	16	16	57	2.0	3	8	1
2014 Detroit Lions	16	16	73	0.0	7	10	0
2015 Detroit Lions	16	16	67	0.0	4	5	1
2016 Detroit Lions	16	16	68	0.0	2	5	0
2017 Detroit Lions	16	16	84	0.0	3	6	0
2018 Detroit Lions	16	16	74	0.0	0	3	0
Career Totals:	159	156	737	3.0	24	85	5
(10 NFL Seasons)							



Glover Quin has quickly become one of the best in the NFL. He was named one of the Top 100 players in the NFL for the 2014 season after a career-best seven interceptions.

Randy Rich

Position: CB/DB/S

Height: 5' 10" Weight: 178

Born: 12/28/1953, in Bakersfield, CA, USA

High School: Bakersfield (CA)

	GP	GS
1977 Detroit Lions	2	0
1978 Cleveland Browns	9	0
1978 Oakland Raiders	1	0
1979 Cleveland Browns	16	0
Career Totals:	28	0
(3 NFL Seasons)		

D'Angelo Ross

Position: CB

Height: 5' 9" Weight: 190

Born: 10/29/1996, in La Puente, CA, USA

High School: South Hills (CA)

	GP	GS	INT
2021 New England Patriots	3	1	0
Career Totals:	3	1	0
(3 NFL Seasons)			

Jason Sanders

Position: K


Height: 5' 11" Weight: 186

Born: 11/16/1995, in Orange, CA, USA

	FGM	FGA	LNG	XP	XPA	PTS
2018 Miami Dolphins	18	20	50	35	36	89
2019 Miami Dolphins	23	30	54	29	30	98
2020 Miami Dolphins	36	39	56	36	36	144
2021 Miami Dolphins	23	31	51	34	35	103
Career Totals:	100	120	56	134	137	434
(4 NFL Seasons)						



Lobos In the NFL



Sanders is the owner of the longest walk-off field goal in UNM history, and his touchdown catch in 2019 was named the NFL Play of the Year.

Sam Scarber

Position: RB
Height: 6' 2" Weight: 232
Born: 6/24/1949, in St. Louis, MO, USA
High School: O'Fallon Technical (St. Louis, MO)

	ATT	YDS	AVG	TD	LNG
1975 San Diego Chargers	15	68	4.5	1	18
1976 San Diego Chargers	61	236	3.9	1	14
Career Totals:	76	304	4.0	2	18
(2 NFL Seasons)					

David Sloan

Position: TE
Height: 6' 6" Weight: 258
Born: 6/8/1972, in Fresno, CA, USA
High School: Sierra (Tollhouse, CA)
College: Fresno City College, University of New Mexico
Drafted: 1995, Round 3, Pick 6 (70 Overall) by Detroit Lions

	REC	YDS	AVG	TD	LNG
1995 Detroit Lions	17	184	10.8	1	24
1996 Detroit Lions	7	51	7.3	0	18
1997 Detroit Lions	29	264	9.1	0	25
1998 Detroit Lions	11	146	13.3	1	33
1999 Detroit Lions	47	591	12.6	4	74T
2000 Detroit Lions	32	379	11.8	2	59
2001 Detroit Lions	37	409	11.1	7	27
2002 New Orleans Saints	12	127	10.6	0	29
2003 New Orleans Saints	0	0	0.0	0	0
Career Totals:	192	2151	11.2	15	74T
(9 NFL Seasons)					

Ken Smith

Position: TE
Height: 6' 4" Weight: 225
Born: 7/25/1951, in Houston, TX, USA
High School: Malakoff (TX)
College: Navarro Junior College, University of New Mexico

	GP	GS
1973 Cleveland Browns	13	0
Career Totals:		
(1 NFL Season)		

Marcus Smith


Position: WR
Height: 6' 1" Weight: 215
Born: 1/11/1985, in San Diego, CA, USA
High School: Samuel F.B. Morse HS (San Diego, CA)

	GP	GS
2008 Baltimore Ravens	7	0
2009 Baltimore Ravens	0	0
2010 Baltimore Ravens	14	0
Career Totals:	21	0
(3 NFL Seasons)		

Paul Smith

Position: DE/DT
Height: 6' 3" Weight: 254
Born: 8/13/1945, in Ada, OK, USA
High School: Roswell (NM)
Drafted: 1968, Round 9, Pick 3 (222 Overall) by Denver Broncos

	GP	GS	FR	TD
1968 Denver Broncos	12	3	0	0
1969 Denver Broncos	14	1	1	0
1970 Denver Broncos	14	14	0	0
1971 Denver Broncos	14	14	1	0
1972 Denver Broncos	14	14	0	0
1973 Denver Broncos	14	14	1	0
1974 Denver Broncos	4	2	0	0
1975 Denver Broncos	13	12	2	1
1976 Denver Broncos	11	10	0	0
1977 Denver Broncos	12	2	1	0
1978 Denver Broncos	11	0	1	0
1979 Washington Redskins	15	2	0	0
1980 Washington Redskins	16	7	0	0
Career Totals:	164	95	7	1
(2 AFL Seasons)				
(11 NFL Seasons)				



Paul Smith had a distinguished AFL and NFL career after being drafted by the Denver Broncos. The two-time Pro Bowl pick grew up in Roswell, New Mexico. In 1986 he was inducted into the Denver Broncos Ring of Honor. He was a part of Denver's Super Bowl XII squad that lost to Dallas 27-10.

Nick Speegle

Position: LB
Height: 6' 6" Weight: 241
Born: 11/29/1981, in Albuquerque, NM, USA
High School: La Cueva (NM)
Drafted: 2005, Round 6, Pick 2 (176 Overall) by Cleveland Browns

	GP	GS	TKL
2005 Cleveland Browns	14	0	10
2006 Cleveland Browns	2	0	0
Career Totals:	16	0	10
(2 NFL Seasons)			

Billy Strother

Position: LB
Height: 6' 0" Weight: 230
Born: 1/8/1982,
High School: Harrison (Evansville, IN)

	GP	GS
2004 Miami Dolphins	1	0
2004 Washington Redskins	2	0
Career Totals:	3	0
(2 NFL Season)		

Jon Sutton

Position: CB
Height: 6' 1" Weight: 195
Born: 1/1/1957, in New Orleans, LA, USA
High School: Morningside (Inglewood, CA)

	GP	GS
1987 New Orleans Saints	2	0
Career Totals:	2	0
(1 NFL Season)		

Claude Terrell

Position: OG
Height: 6' 2" Weight: 343
Born: 4/20/1982, in Texas City, TX, USA
High School: La Marque (TX)
Drafted: 2005, Round 4, Pick 33 (134 Overall) by St. Louis Rams

	GP	GS
2005 St. Louis Rams	14	10
2007 St. Louis Rams	6	3
Career Totals:	20	13
(2 NFL Seasons)		

Lamar Thomas

Position: WR
Height: 6' 30" Weight: 185
Born: 4/23/1990, in Fort Washington, MD, USA
High School: Friendly (Fort Washington, MD)

	ATT	YDS	REC	YDS	TD
2013 Jacksonville Jaguars	0	0	2	21	0
Career Totals:	0	0	2	21	0
(1 NFL Season)					



Lobos In the NFL

Robert Turner

Position: OT
Height: 6' 4" Weight: 308
Born: 8/20/1984, in Austin, TX, USA

	GP	GS
2007 New York Jets	2	0
2008 New York Jets	10	0
2009 New York Jets	13	2
2010 New York Jets	16	0
2011 New York Jets	0	0
2012 St. Louis Rams	16	16
2013 Tennessee Titans	6	6
Career Totals:	63	24
(8 NFL Seasons)		

Willie Turrall

Position: RB
Height: 5' 10" Weight: 190
Born: 2/1/1964, in Tallahassee, FL, USA
High School: Amos P. Godby (Tallahassee, FL)

	GP	GS
1987 Philadelphia Eagles	1	0
Career Totals:	1	0
(1 NFL Season)		

Brian Urlacher


Position: LB
Height: 6' 3" Weight: 250
Born: 5/25/1978, in Pasco, WA, USA
High School: Lovington (NM)
College: University of New Mexico
Drafted: 2000, Round 1, Pick 9, (9 Overall) by Chicago Bears

	TKL	SCK	INT	FR
2000 Chicago Bears	101	8.0	2	1
2001 Chicago Bears	89	6.0	3	2
2002 Chicago Bears	115	4.5	1	2
2003 Chicago Bears	87	2.5	0	0
2004 Chicago Bears	52	5.5	1	0
2005 Chicago Bears	97	6.0	0	0
2006 Chicago Bears	92	0.0	3	1
2007 Chicago Bears	92	5.0	5	2
2008 Chicago Bears	79	0.0	2	1
2009 Chicago Bears	3	0.0	0	0
2010 Chicago Bears	96	4.0	1	2
2011 Chicago Bears	84	0.0	3	2
2012 Chicago Bears	53	0.0	1	2
Career Totals:	1040	41.5	22	15
(13 NFL Seasons)				

Emilio Vallez

Position: LB/TE
Height: 6' 2" Weight: 210
Born: 4/30/1946, in Vegvita, NM, USA
High School: Belen (NM)
Drafted: 1968, Round 12, Pick 16 (316 Overall) by Chicago Bears

	GP	GS
1968 Chicago Bears	6	0
1969 Chicago Bears	2	0
Career Totals:	8	0
(2 NFL Seasons)		



The list of Urlacher's accomplishments in the NFL are numerous. An eight-time Pro Bowl pick, five-time All-Pro, AP NFL Defensive Rookie of the Year, AP NFL Defensive Player of the Year (2005), and a member of the 2000 All-Decade team, Urlacher is UNM's most accomplished NFL alum.

Rod Wallace

Position: DT/G
Height: 6' 5" Weight: 255
Born: 2/10/1949, in Pueblo, CO, USA
High School: Central (Pueblo, CO)
Drafted: 1971, Round 10, Pick 25 (259 Overall) by Dallas Cowboys

	GP	GS
1971 Dallas Cowboys	11	0
1972 Dallas Cowboys	14	1
1973 Dallas Cowboys	12	3
Career Totals:	37	4
(3 NFL Seasons)		

Dave Ward

Position: E
Height: 5' 10" Weight: 195
Born: 3/10/1907,

	GP	GS
1933 Boston Redskins	1	0
Career Totals:	1	0
(1 NFL Season)		

Derwin Williams

Position: WR
Height: 6' 1" Weight: 185
Born: 5/6/1961, in Bronwood, TX, USA
High School: Brownwood (TX)

	REC	YDS	AVG	TD	LNG
1985 New England Patriots	9	163	18.1	0	30
1986 New England Patriots	2	35	17.5	0	26
1987 New England Patriots	3	30	10.0	0	12
Career Totals:	14	228	16.3	0	30
(3 NFL Seasons)					

Mike Williams

Position: FB/TE
Height: 6' 3" Weight: 222
Born: 10/14/1957, in New Kingston, PA, USA
High School: Parkland (El Paso, TX)
Drafted: 1979, Round 8, Pick 3 (195 Overall) by Kansas City Chiefs

	ATT	YDS	REC	YDS	TD
1979 Kansas City Chiefs	69	261	16	129	3
1980 Kansas City Chiefs	0	0	2	9	1
1981 Kansas City Chiefs	2	0	1	3	0
Career Totals:	71	261	19	141	4
(3 NFL Seasons)					

Ray Wilson

Position: S
Height: 6' 2" Weight: 202
Born: 8/26/1971, in Panama City, FL, USA
High School: A. Crawford Mosley (Panama City, FL)

	GP	GS
1994 Green Bay Packers	3	0
1994 New Orleans Saints	3	0
Career Totals:	6	0
(2 NFL Seasons)		

John Woodcock

Position: DE/DT
Height: 6' 3" Weight: 252
Born: 3/19/1954, in Eureka, CA, USA
High School: Washington (Fremont, CA)
Drafted: 1976, Round 3, Pick 16 (76 Overall) by Detroit Lions

	GP	GS
1976 Detroit Lions	14	0
1977 Detroit Lions	14	0
1978 Detroit Lions	16	0
1980 Detroit Lions	8	0
1981 San Diego Chargers	12	0
1982 San Diego Chargers	6	0
Career Totals:	70	0
(6 NFL Seasons)		

Don Woods

Position: RB
Height: 6' 1" Weight: 209
Born: 2/17/1951, in Denton, TX, USA
High School: Fred Moore (Denton, TX)

	ATT	YDS	REC	YDS	TD
1974 San Diego Chargers	227	1162	26	349	10
1975 San Diego Chargers	87	317	13	101	2
1976 San Diego Chargers	126	450	34	224	4
1977 San Diego Chargers	118	405	18	218	2
1978 San Diego Chargers	151	514	34	295	3
1979 San Diego Chargers	0	0	0	0	0
1980 San Diego Chargers	4	10	0	0	0
1980 San Francisco 49ers	50	229	20	171	0
Career Totals:	763	3087	145	1358	21
(7 NFL Seasons)					



Lobos In the NFL Draft



Year drafted	Round	Pick in round	Overall Pick	Player	Team	Position
2018	7	15	229	Jason Sanders	Dolphins	K
2010	7	22	229	Erik Cook	Redskins	G
2009	4	12	112	Glover Quin	Texans	DB
2009	6	27	200	DeAndre Wright	Giants	DB
2008	4	7	106	Marcus Smith	Ravens	WR
2007	3	4	68	Quincy Black	Buccaneers	LB
2006	2	19	51	Ryan Cook	Vikings	C
2006	7	8	216	Terrance Pennington	Bills	T
2005	4	33	134	Claude Terrell	Rams	G
2005	6	2	176	Nick Speegle	Browns	LB
2002	5	1	136	Jarrold Baxter	Texans	RB
2001	6	31	194	Joe Maese	Ravens	C
2000	1	9	9	Brian Urlacher	Bears	LB
2000	7	20	226	Casey Tisdale	Patriots	LB
1998	3	19	80	Ramos McDonald	Vikings	DB
1998	6	3	156	Scott McGarrahan	Packers	DB
1996	3	12	73	Winslow Oliver	Panthers	RB
1996	6	6	173	Chris Griffin	Patriots	TE
1995	3	6	70	David Sloan	Lions	TE
1995	3	16	80	Stoney Case	Cardinals	QB
1991	12	23	329	Ron Shipley	Chiefs	G
1990	6	3	140	Terance Mathis	Jets	WR
1985	10	17	269	Buddy Funck	Broncos	QB
1984	7	10	178	Jimmie Carter	Lions	LB
1984	7	24	192	Derwin Williams	Patriots	WR
1981	4	13	96	Brad Wright	Dolphins	QB
1981	5	16	127	Ricky Martin	Steelers	WR
1981	12	12	316	Bob Shupryt	Bears	LB
1980	3	25	81	Charles Baker	Cardinals	LB
1980	4	23	106	Chris Combs	Oilers	TE
1979	8	3	195	Mike Williams	Chiefs	RB
1977	1	21	21	Robin Cole	Steelers	LB
1977	5	25	137	Andy Frederick	Cowboys	T
1977	7	13	180	Bruce Herron	Dolphins	LB
1977	9	11	234	Dave Green	Chiefs	T
1976	4	1	93	Steve Myer	Seahawks	QB
1976	17	18	477	Bob Berg	Bills	K
1974	6	4	134	Don Woods	Packers	RB
1973	9	13	221	Larry Dibbles	Vikings	DE
1973	17	11	427	Fred Henry	Rams	RB
1971	3	17	69	Sam Scarber	Cowboys	RB
1971	10	25	259	Rodney Wallace	Cowboys	DT
1970	11	22	282	David Bookert	Rams	RB
1969	13	19	336	Rene Matison	Cowboys	WR
1968	9	3	222	Paul Smith	Broncos	LB
1968	12	16	316	Emilio Vallez	Bears	LB
1967	12	19	309	Ben Monroe	Eagles	QB
1966	11	7	162	Stan Quintana	Vikings	DB
1965	16	2	212	Dave Hettema	49ers	T
1964	15	9	205	Cliff Stallings	Cardinals	B
1963	15	4	200	George Heard	Eagles	E
1960	7	1	73	Ron Morrison	Rams	T
1960	9	10	106	Don Perkins	Colts	B
1958	29	4	341	Glen Hakes	Bears	G
1955	12	12	145	Jack Eaton	Browns	T
1955	17	1	194	Larry White	Cardinals	C
1953	14	12	169	Jack Barger	Lions	T
1953	28	2	327	Mike Prokopiak	Cardinals	B
1952	27	4	317	Chuck Hill	Eagles	B
1949	12	1	112	Virgil Boeler	Lions	C
1948	19	9	174	Rudy Krall	Eagles	B
1946	13	3	113	George Poppin	Steelers	T
1945	27	9	283	Bill Thompson (tackle)	Eagles	T
1939	7	1	51	Bill Dwyer (American football)	Cardinals	B
1939	18	7	167	Dutch Niemant	Lions	B



University Stadium



Entering its 62nd season, University Stadium is the home of the New Mexico Lobos. The stadium complex has seen plenty of upgrades over previous seasons, including a new athletic performance center in the Tow Diehm Football Building, the largest scoreboard and video board in the Mountain West, and a new synthetic playing surface installed in 2021. The latest addition is the New Mexico Mutual Champions Training Center, which will be located inside the south end of the stadium.

The stadium opened its gates Sept. 17, 1960, when UNM hosted the National University of Mexico. The Lobos thumped their foreign visitors, 77-6, UNM's biggest margin of victory at University Stadium.

Prior to 1960, UNM played its home games at Zimmerman Field (1938-59) and University Field (1892-1937), where Ortega Hall, the Humanities building and Woodward Hall presently stand.

DIRECTIONS

Located on the southeast corner of Avenida Cesar Chavez and University Boulevard, University Stadium can be easily accessed by exiting off I-25, just south of the Big-I, at Avenida Cesar Chavez. Head east on Avenida Cesar Chavez. After crossing University Boulevard, University Stadium is located on the right.



LARGEST HOME CROWDS

ATTEN.	DATE	OPPONENT	SCORE
44,760	Sept. 17, 2005	New Mexico State	W, 38-21
44,075	Sept. 27, 2003	New Mexico State	W, 24-7
41,771	Sept. 1, 2001	UTEP	W, 26-6
41,003	Sept. 8, 2007	New Mexico State	W, 44-34
40,182	Oct. 1, 2004	Utah	L, 28-7
39,233	Oct. 8, 2005	BYU	L, 27-24
38,746	Sept. 11, 2004	Texas Tech	W, 27-24
37,533	Sept. 5, 2005	UNLV	W, 24-22
37,287	Oct. 23, 2004	San Diego State	W, 19-9
37,156	Oct. 18, 1997	Rice	L, 35-23

YEAR-BY-YEAR AT UNIVERSITY STADIUM

Year	G	Record	Attendance	Average
1960.....	6	3-3	101,776	16,963
1961.....	6	5-1	102,111	17,019
1962.....	5	5-0	118,648	23,730
1963.....	6	4-2	125,822	20,970
1964.....	6	5-1	132,463	22,077
1965.....	6	2-4	122,762	20,460
1966.....	5	1-4	85,305	17,061
1967.....	6	1-5	72,972	14,504
1968.....	5	0-5	58,884	11,777
1969.....	5	2-3	72,972	14,594
1970.....	5	4-1	67,636	13,527
1971.....	6	3-2-1	120,389	20,064
1972.....	5	1-4	88,554	17,710
1973.....	5	3-2	77,766	15,553
1974.....	6	2-3-1	102,956	17,159
1975.....	6	4-2	98,624	17,437
1976.....	5	2-3	104,653	20,930
1977.....	5	3-2	87,858	17,571
1978.....	6	3-3	99,504	16,584
1979.....	6	4-2	125,443	20,907
1980.....	5	2-3	89,242	17,848
1981.....	5	2-2-1	82,014	16,402
1982.....	6	5-1	139,414	23,236
1983.....	5	4-1	95,621	19,124
1984.....	6	3-3	128,587	21,431
1985.....	5	1-4	98,762	19,752
1986.....	5	3-2	79,845	15,969
1987.....	4	0-4	62,515	15,629
1988.....	6	1-5	68,305	11,384
1989.....	5	2-3	103,628	20,726
1990.....	5	1-4	78,233	15,647
1991.....	5	2-3	79,112	15,822
1992.....	6	3-3	115,479	19,247
1993.....	6	4-2	151,844	25,307
1994.....	5	2-3	134,239	26,848
1995.....	7	3-4	177,683	25,383
1996.....	6	4-2	147,982	23,585
1997.....	6	5-1	183,972	30,662
1998.....	6	2-4	158,838	26,473
1999.....	6	3-3	150,664	25,111
2000.....	6	3-3	141,935	23,656
2001.....	6	4-2	187,608	31,268
2002.....	6	5-1	183,074	30,512
2003.....	7	5-2	245,891	35,127
2004.....	5	3-2	186,408	37,282
2005.....	5	2-3	191,707	38,341
2006.....	8	3-5	234,542	29,318
2007.....	7	6-1	208,259	29,751
2008.....	6	3-3	178,275	29,712
2009.....	6	1-5	161,661	26,944
2010.....	6	1-5	125,330	20,888
2011.....	6	1-5	120,160	20,027
2012.....	6	2-4	133,840	22,307
2013.....	6	2-4	141,220	23,537
2014.....	6	1-5	131,624	21,937
2015.....	8	5-3	188,224	23,528
2016.....	7	6-1	141,938	20,277
2017.....	6	2-4	127,161	21,194
2018.....	6	1-5	99,523	16,587
2019.....	6	2-4	94,483	15,747
2020.....	0	0-0	0	0
2021.....	6	2-4	97,992	16,332
Totals (62 yrs)	352	169-180-3	7,615,904	21,636





L.F. "Tow" Diehm Football Facility

Lobo Football is housed in the L.F. "Tow" Diehm Football Facility, a large all-emcompassing building in the south end of University Stadium. Named for former trainer Tow Diehm and completed in 1995, the facility houses UNM's locker room, athletic performance center, training room and medical areas, team offices and meeting rooms, and a hospitality area. On game days, the third floor hospitality area serves as a premium seating area on the U.S. Bank Club Level, with indoor and outdoor seating, climate control, carving stations and a full bar.

The facility is named in honor of Tow Diehm, who did as much for Lobo athletics as anyone. He came to UNM in 1957 to serve as the school's athletics trainer, a position he would hold for 31 years. It was during that time that Diehm treated and befriended thousands of student-athletes. In 1988, he was elevated to associate athletics director where he began lobbying efforts with the state legislature to help fund a desperately needed athletics training facility.

His endless trips to Santa Fe resulted in the construction of the magnificent facility that now bears his name. Diehm was also instrumental in prompting legislators to pass a tuition waiver bill for out-of-state student-athletes, which provides a huge savings to all of the state's four-year institutions. Although he officially semi-retired in 1992, Diehm continued to work the legislature on behalf of UNM until his death in 1998.





New Mexico Mutual Champions Training Center



The New Mexico Mutual Champions Training Center broke ground in the spring of 2022 with a plan to open in late 2022/early 2023. It will provide a superior strength and conditioning space for the university's 400+ student-athletes spanning 18 women's and men's athletics programs.

The New Mexico Mutual Champions Training Center started with a bold vision back in 2016. Knowing that UNM was facing a dire need to elevate the strength and conditioning facilities available to Lobo student-athletes, New Mexico Mutual took the key step of committing \$1 Million to name a new training center and to inspire other private donors to contribute to the cause.

The New Mexico Mutual Champions Training Center is located between the existing L.F. "Tow" Diehm Athletics Facility and the south end zone of University Stadium. The space will feature a full array of cardio fitness, weight training and nutrition stations. Athletes from all UNM sports teams will benefit from using this facility. It will be the newest facility for the UNM Athletics Department. The last latest facility is the R.D. and Joan Dale Hubbard Clubhouse, completed in 2016.

The New Mexico Mutual Champions Training Center will be 11,312 square feet under roof with a future roof deck of 3,664 square feet. The Center will consist of three ground floor training areas of 6,993 square feet and a mezzanine aerobic training area of 1,538 square feet.

The project which has an estimated budget of \$4,380,978.56 and it will also provide a terrific backdrop for UNM's game day football experience.



Athletic Performance Center

The 2014 season saw the debut of perhaps one of the most important pieces in the facility puzzle for the University of New Mexico football team. The new Athletic Performance Center for Football opened for business in August of 2014, giving the Lobo football team a state of the art athletic performance and training center for year-round dedicated use.

The New Mexico football team never had the chance to see the center being constructed, as it was locked away from the players and prying eyes. The team got to see the facility for the first time after the completion of fall camp in Ruidoso, and the team was stunned at what they saw. Along with brand new flooring and branding with the Lobo shield everywhere, racks and racks of dumbbells, machines, and every other piece of strength equipment you can imagine was there at their disposal (including a 40-yard turf sprinting area). Every single thing brand new, gleaming and sparkling under all-new lighting as well.



"There was so much energy going through my body as soon as I walked through the door," said then-captain LaMar Bratton, one of the first players through the door to the new facility. "When I came here as a freshman, I could never imagine a weight room like it is now." The Athletic Performance Center reveal video made the national rounds on sites like SI.com and FootballScoop.com, and it remained the most viewed UNM football video for the program for four years.

The new Athletic Performance Center for Football is one of many major facility upgrade for the program, joining the FieldTurf installation in 2021, the Mountain West's largest scoreboard at the time in 2013 and a state-of-the-art sound system for the stadium in 2015 and refurbishing the office space, including all meeting rooms, in Tow Diehm in 2017. The 2018 season saw a refurbished locker room, the first locker room renovation in over 30 years.

For Lobo Football, getting bigger, stronger and faster is a definitive goal of head coach Danny Gonzales, and Lobo football can take that to another level with the equipment and facility at the teams' disposal.

"Having a weight room that is a major conference quality weight room will allow for our athletic performance team to really work properly with our student-athletes," said Gonzales. "We have so many machines and such a large area at our disposal that we can really cater to the needs of our different positional needs."





Famous Alumni



Tim Herron has been on the PGA Tour since the 1993, and he owns four PGA victories. He finished sixth in the 1999 U.S. Open Championships and to date has won \$19.6 million in prize money over his career.




Kathleen Kennedy Townsend was the Sixth Lieutenant Governor of Maryland from 1995-2003. She is the oldest daughter of Robert F. and Ethel Kennedy, and she is the oldest grandchild of Joseph Kennedy, Sr. and Rose Kennedy.



Tony Booth was a part of the “Bakersfield Sound” movement in country music in the 1970s, and he boasts five top 30 albums and 10 top-50 country songs on the Country Music charts from 1970-77 as well as four American Country Music Awards, including 1971’s Most Promising Male Vocalist



Shirley Hufstede was at one time the only female on a federal Court of Appeals when she served the U.S. Court of Appeals for the Ninth Circuit in 1968, appointed by President Lyndon B. Johnson. She served on the Court of Appeals for 11 years until President Jimmy Carter appointed her as the first United States Secretary of Education. She was even featured on a “Supersisters” trading card set that celebrated 72 important women in the United States in 1979.



Luc Longley played 11 years in the NBA, the first Australian to play in the league. He was the starting center for the Chicago Bulls during the final three championships of their six in eight years, from 1996-98. He played alongside Michael Jordan, and was the starting center for Chicago’s 72-10 season, at the time a record for wins in a season. Longley was originally drafted seventh overall by the Minnesota Timberwolves, and he also saw time later in his career with the Phoenix Suns and New York Knicks.



Penny Marshall gained fame on television as Laverne DeFazio on *Laverne and Shirley*, which ran for seven seasons and saw Marshall earn three Golden Globe nominations. She moved on to become an accomplished director. “Big”, directed by Marshall and starring Tom Hanks, became the first film directed by a woman to top the \$100 million mark. She later would direct “A League of Their Own” (also starring Hanks along with Geena Davis, Rosie O’Donnell and Madonna among others), a movie about the All-American Girls Professional Baseball League. That movie in 2012 was selected for preservation by the U.S. National Film Registry by the Library of Congress.



Holly Holm, who attended UNM in the early 2000s, went 33-2-3 as a professional boxer from 2002-13 with 18 World Titles in three weight classes. Holm has since switched to Mixed Martial Arts, defeating Rhonda Rousey to become the UFC Bantamweight World Champion.

Now retired after a distinguished 37-year career in the Marine Corps, William L. “Spyder” Nyland was a four-star general and Assistant Commander of the Marine Corps from 2002-05. Nyland was commissioned as a Second Lieutenant after serving in the Naval ROTC Program at UNM. He flew 122 combat missions in the Vietnam War, and earned the Defense Distinguished Service Medal and Distinguished Service Medal Legion of Merit. After retirement from the military, Nyland served as Deputy Director for Defense Research and Development for the Florida Institute for Human and Machine Cognition. He also spent time as Chairman of Toys for Tots.



Other Notable Alumni

Edward Abbey	Writer of <i>The Monkey Wrench Gang</i>
John Adair	Pioneer of Navajo and Zuni cultural studies. In 1948, the university’s first doctoral candidate in anthropology.
Ania Ahlborn	Top-selling horror novelist in Amazon
James Anaya	United Nations Special Rapporteur for Indigenous Human Rights
Christopher Andronikos	Geologist
Jerry Apodaca	The 24th Governor of New Mexico
Charlie Beljan	PGA Tour winner
Gary Berntsen	Former CIA Senior Operations Officer
Robert W. Bigelow	Attorney/Television Commentator
Sarah Bird	Novelist, screenwriter, and journalist
Charles W. Blackwell	First Ambassador of the Chickasaw Nation to the United States (1995–2013)
Paul Bloom	Former lawyer working as a special counsel for the United States Department of Energy
Timothy Braun	Author
Kirk Bryan	Geologist
Gregory R. Bryant	Rear Admiral U.S. Navy
Terry Calvani	Commissioner of the U.S. Federal Trade Commission
Michael Cooper	Former NBA player
Barbara Degenevieve	Photographer
Diane Dimond	Journalist, author, TV anchor
John Dodson	current mixed martial artist competing for the Ultimate Fighting Championship
Jack Dongarra	Mathematician and Computer Scientist, Distinguished Professor, University of Tennessee
James G. Ellis	Dean of USC Marshall School of Business
Mitch Garver	Major League Baseball player
Julio Gea-Banacloche	Quantum physics expert
J.R. Giddens	Former NBA Player
Janice Gould	Koyangk’auwi Maidu writer and scholar
Danny Granger	Former NBA player/current broadcaster
Eddie Guerrero	WWE wrestler
James Haskins	Award-winning children’s author
Bashirul Haq	Prominent architect and educator
Donald L. Ivers	Former judge of the United States Court of Appeals for Veterans Claims
Gary Johnson	The 29th Governor of New Mexico and 2012 presidential candidate
George Johnson	Science author
Brian Jay Jones	New York Times bestselling biographer of Washington Irving and Jim Henson
Kathy Lueders	First woman to head NASA’s human spaceflight program as the Associate Administrator of the Human Exploration and Operations Mission Directorate
L. Luis Lopez	American poet.
Michelle Lujan Grisham	The 32nd Governor of New Mexico.
Miguel Marquez	ABC News correspondent
John H. Morrison	Lawyer and former President of the Association of American Rhodes Scholars
Lori Ostlund	American short story writer
Antoine Predock	Architect
V.B. Price	Journalist, poet, author, scholar and New Mexico historian
Devon Sandoval	Soccer player for New Mexico United
Caswell Silver	Geologist and CEO of Sundance Oil Company, endowed Caswell Silver Foundation at UNM
Leon Silver	Professor of Geology, California Institute of Technology, member National Academy of Sciences, winner of NASA Scientific Achievement Medal, trained Apollo astronauts in field geology for their lunar mission
Carol Jean Vigil	First Native American woman to be state district judge in the U.S.
John Wertheim	Former member of the Executive Committee of the Democratic National Committee
Cody Willard	Fox Business Network anchor

Coaching Staff



Danny Gonzales Head Coach

3rd season as head coach
13th season at New Mexico
New Mexico, 1999
Albuquerque, N.M.



@LoboCoachGonz

Danny Gonzales, a native of Albuquerque who played football at Valley High School before playing for UNM and then serving as an assistant coach, has come home.

Gonzales, who has taken part in bowl games in 14 of the past 16 seasons, enters his third season as the head coach of The University of New Mexico. Gonzales was hired on December 17, 2019. The announcement was made by Director of Athletics Eddie Nuñez at halftime of a Lobo men's basketball game, and then he was formally introduced at a press conference the next day in The Pit.

The new Lobo head coach is certainly familiar with UNM, as a player, staff

member and as a Lobo assistant coach, as well as through his time coaching against UNM. He joined his mentor and former coach Rocky Long as Lobo football players returning to coach their alma mater. In a 2006 article in the Albuquerque Journal, Long predicted that Gonzales would one day be the head coach of the Lobos.

Last year, Gonzales for the second straight season increased UNM's win total, including a win in his inaugural matchup with New Mexico State, winning 34-25. The Lobo defense made huge strides in 2021 as Gonzales works to get UNM back to the Lobo defenses of the 2000s. The Lobos ranked 44th overall in total defense, a 57-spot improvement from 2020.

Overall, UNM allowed 363.1 yards per game, and that was the lowest total in 13 seasons, since the 2008 team allowed 335.8 yards per game. UNM ranked 44th overall, and the 2008 team ranked 45th. The 2021 teams' ranking was the best since 2007, when UNM ranked 13th in total defense at 319.9 yards per game.

The Lobos rushing defense stood at 143.2 yards per game, better than a 20-yard per game improvement from 2020, and it was the best rushing defense since 2008 when UNM ranked 26th at 122.3 yards per game.

Passing-wise, UNM allowed just 219.8 passing yards per game to rank 54th, an incredible adjustment from 2019 when the passing defense allowed 321.4 yards per game and ranked 130th (last) in the FBS. It was UNM's best passing defense since 2010 when the unit ranked 53rd at 218.8 yards per game.

And UNM's passing defense goes back further than just the 2021 season. If you count the final four games of the 2020 season, when UNM allowed just 750 passing yards (a 187.5 average after allowing 1,231 yards, or 410.3 per game over the first three), the Lobos have allowed just 211.8 yards through the air over the last 16 games. The 2021 season also saw UNM deal with adversity that most teams have never seen, losing so many quarterbacks during the year that the Lobos were forced to start a graduate manager at quarterback in the final game of the season.

Gonzales' first season in 2020 was like no other in the history of college football, and while sometimes that type of sentence can be hyperbole ... it's not. Gonzales, without a full spring season and coaching a team that spent what little time in the preseason practicing in groups of five or 10, was also faced with no home games in 2020 due to the global COVID-19 pandemic and the state of New Mexico health order that wouldn't allow for games. Gonzales was able to lead his team through the 2021 season, going 2-5 overall and in the Mountain West. Those two wins, despite the odds stacked against the Lobos, equaled the number of Mountain West wins over the previous three seasons combined.

The 2020 season saw UNM go through four starting quarterbacks, and a fifth who was injured prior to the start of the season. Gonzales proved his coaching mettle, utilizing 21 true freshmen during the season including a true freshman starting walk-on quarterback, just the third true freshman starting quarterback to start an FBS game since 2013. Gonzales also coached Lobo Football's first national award winner as Teton Saltes was named the winner of the Wuerffel Trophy for athletic, academics and community service.



HC

NEW MEXICO LOBOS
DANNY GONZALES



Coaching Staff

The Lobos quickly established a reputation as a team that never takes plays off and has a hard-hitting, hard-nosed defense. He was rated an "A" hire for UNM by several preseason publications.

Gonzales came to UNM after spending the past two seasons at Arizona State as defensive coordinator, and the previous seven before that as safeties coach and defensive coordinator at San Diego State. In 2018, he was a nominee for the Broyles Award, given to the most outstanding assistant coach in college football.

Gonzales came to UNM as a walk-on safety and punter after playing for the Valley Vikings. Gonzales lettered three times with the Lobos and was the 1998 winner of the Chuck Cummings Memorial Award, which is given for morale and spirit, and was the Lobo Club First Team Award winner for unselfish devotion to the team. At UNM, Gonzales played under Dennis Franchione and the aforementioned Long. Gonzales was a part of UNM's 1997 WAC division championship team that went 9-4 and played in the 1997 Insight.com Bowl against Arizona.

After his playing career, he served as a graduate assistant for Long, helping UNM start a school-record seven consecutive bowl eligible seasons from 2001-07. In 2003, Gonzales moved over a few offices to become video coordinator, a role he held from 2003-05. From 2006-08, he coached safeties and special teams, and he was a part of the coaching staff for UNM's 2007 squad that went 9-4 and won the New Mexico Bowl 23-0 over the Colin Kaepernick-led Nevada Wolf Pack. That win ended a 46-year bowl victory drought for the university.



Under Gonzales' watch in 2007, former walk-on placekicker John Sullivan became UNM's third consensus All-America selection, hitting a school-record 29 field goals. Sullivan did that despite a torn ACL. Sullivan was just one of many specialists that excelled under the tutelage of Gonzales, a former punter and defensive back. In addition, placekicker Kenny Byrd was a first team All-MW pick, punter Jordan Scott was honorable mention, and kicker James Aho was named a Freshman All-America.

Future NFL draft picks Glover Quin (Houston Texans) and Quincy Black (Tampa Bay Buccaneers) also earned all-conference honors at safety under Gonzales.

Overall, Lobo safeties had 55 pass breakups over the 2007-08 seasons, and

What they are saying about ... Danny Gonzales



"I would like to thank Danny for all that he has done for this program in just these last two seasons. We had a vision in mind when we arrived in Tempe and he was pivotal in helping turn that vision toward fruition. He is obviously one of the great young defensive minds in the country and when you have that kind of talent on your staff, you have to accept other places will take notice. We want all of our assistant coaches to succeed, because that means that our program is succeeding. I will always put our coaches in a situation where they have the best opportunity achieve that level success for themselves and for their families. I know that Danny will represent us well in Albuquerque and embody everything that he excelled at here while he was a Sun Devil."

--- Herm Edwards, head coach, Arizona State



"I'm very happy for coach Gonzales to be named the next head coach at UNM. This is great for our university to have someone who is from Albuquerque and cares about our school. I know he will get our program back where it should be. He is a great coach who cares about the kids he coaches. He is a good man and good friend. UNM is lucky to have a coach of his caliber leading our football program. Go Lobos!!"

--- Brian Urlacher, College Football and Pro Football Hall of Fame Member
Former Lobo, 1996-99



"Danny Gonzales is a bright mind and an amazing person. He is the perfect fit for The University of New Mexico. We knew as a player and as a graduate assistant when we were together at UNM that he would end up in that position. It was clear from the beginning what he was preparing to do and what his life's work was. The fact that it has come to fruition is magical for both Coach Gonzales and for The University of New Mexico."

---Bronco Mendenhall, former head coach, Virginia 2016-21

Coaching Staff

Danny Gonzales Profile

Full Name: Daniel Ray Gonzales

Born: January 13, 1976

Birthplace: Albuquerque, N.M.

Alma Mater: New Mexico, 1999, B.A., Business Administration/General Management. New Mexico, 2002, M.A., Physical Education and Recreation

Playing Experience: New Mexico, 1995-98

Family: Wife, Sandra, children Cole, Jake, Chloe and Abby.

the 2007 New Mexico squad ranked 13th nationally in total defense, 14th in scoring defense and 20th in passing defense.

In 2018 and 2019, Gonzales served on Herm Edwards' staff at Arizona State, where the Sun Devils have made it to back-to-back bowls and won two straight Territorial Cup games over Arizona.

In his first season in Tempe, Gonzales oversaw a Sun Devil defense that allowed the fewest points (332) since the 2012 season. ASU held nine of its opponents under 30 points, including seven consecutive games to start the season. ASU was one of seven teams to accomplish this, a feat that has only been done five times at the school in the Pac-10/12 era.

Despite having one of the nation's youngest defenses, Gonzales managed to significantly improve that side of the ball. Sun Devil freshmen (true or red-shirt) combined for 3,300+ snaps on defense in 2018. Comparatively, freshmen combined for just 918 total defensive snaps played in 2017 and 1,035 in 2016.

Under Gonzales' tutelage, Merlin Robertson was named the Pac-12 Freshman Defensive Player of the Year after becoming the first Sun Devil freshman to lead the team in tackles since Jason Shivers in 2001. Aashari Crosswell also earned All-Pac-12 Honorable Mention for a campaign in which he led ASU in interceptions (four) and pass breakups (nine) and was seventh in the nation with 127 yards on interception returns.

During the regular season, ASU held opponents to just 3.5 points per fourth quarter, the fifth-lowest total in FBS. For comparison, the defense ranked



112th, 124th, and 121st in the same category over the past three seasons. Additionally, ASU allowed just 4.9 points per first quarter in the regular season, moving its national rank from 82nd in 2017 to 36th nationally in 2018. The Sun Devils allowed 25.1 points per game in the regular season, good for 49th nationally compared with 103rd (32.8 ppg) in 2017.

ASU finished the regular season tied for 20th nationally in fewest passing plays over 40 yards allowed, giving up just five. ASU ranked 90th in the category in 2017, allowing 12 such plays and 127th in 2016, allowing 22 passing plays over 40 yards allowed. Additionally, the Sun Devils finished 60th in the regular season



allowing 5.63 yards per play this year, moving up over 50 spots from the team's 111th place finish in the category in 2017 (6.33 yards per play). ASU had finished 109th or worse in the category in three consecutive seasons prior to the current campaign.

In 2019, it was more of the same as the Sun Devils ranked 22nd in rushing defense, and 19th in yards per carry against at just 3.40 yards per carry. The Sun Devils once again lowered their points allowed per game to 23.1 (41st) from 25.5 (50th) in 2018. Prior to Gonzales' arrival, Arizona State allowed 32.8 points in 2017 (103rd), 39.8 points in 2016 (123rd), and 33.5 points in 2015 (99th).

Furthermore, in 2019 the Sun Devils picked up 22 takeaways (13 fumbles and nine interceptions), good for a tie for 18th in the FBS. The Sun Devil defense continued to limit big plays, ranking tied for 14th nationally with just eight plays of 40 yards or more against them. The Sun Devils allowed just one rush of 30 yards or more (tying for third nationally) and none of 40 yards or more (one of five teams to make that claim). The two years with Arizona State followed a seven-year stint from 2011-17 under Long at San Diego State, the first six as safeties coach and the final as defensive coordinator.

The Aztecs made seven straight bowls with Gonzales on staff, winning three Mountain West titles and three division titles along the way. In his first season as defensive coordinator in 2017, the Aztecs went 10-3, the program's third straight double-digit win season, and the team played in the Lockheed Martin Armed Forces Bowl. That year, the Aztecs ranked 21st nationally in scoring defense (20.2 points per game) and 11th nationally in total defense (314.8 yards per game). The Aztecs that year allowed the fewest plays of 10 yards or more (101) of any team in the FBS.

It was a season that saw the Aztecs pick up a pair of Pac-12 wins, defeating Stanford 20-17 and Arizona State 30-20. Four Aztecs were named All-Mountain West on defense and his defensive charges picked up three Mountain West Player of the Week awards.

From 2011-16, Gonzales served as the safeties coach, coming to the Aztecs when Long was named head coach for the 2011 season.

From 2011-16, SDSU's 100 interceptions were the third-most in the country, while its 14 interceptions returned for a touchdown were tied for the fifth-most over that span. The Aztecs' 49 interceptions in 2015 and 2016 were



Coaching Staff

the most in a two-year span in FBS play since Boston College had 51 in the 2007 and 2008 campaigns. SDSU led the country in interceptions (26) in 2016.

In 2015, the Aztecs finished among the top 10 in the four main defensive categories, including a tie for second with 23 interceptions, fifth in total defense (287.3), seventh in scoring defense (16.4) and rushing defense (108.7) and 10th in passing defense (178.6).

SDSU produced one of the best defensive efforts in school history in 2014, finishing in the top 20 nationally in nearly every defensive category, including scoring defense (13th) and total defense (16th).

Gonzales coached Nat Berhe and Eric Pinkins, both of whom were selected in the 2014 NFL Draft. Berhe was a fifth-round selection of the New York Giants, while Pinkins went in the sixth round to the defending Super Bowl champion Seattle Seahawks.

Under Gonzales' guidance, Berhe became the first Aztec safety in the Mountain West era (since 1999) to garner all-conference accolades three years in a row. Berhe, who landed on the 2013 preseason watch lists for the Jim Thorpe Award and Lott IMPACT Trophy, capped a brilliant collegiate career with first-team All-MW honors after leading the team with a career-high 99 tackles, including 60 solo stops.

As a team in 2012, the Aztec defense topped the MWC in rushing defense with 133.5 yards per game. SDSU also showed dramatic improvement in that statistic at the national level, climbing from the 78th spot in 2011 to the 28th position in 2012.

Gonzales was part of a staff that saw the Aztec defense finish 2011 with the No. 1 conference ranking in sacks (2.23/g), tackles for loss (6.54/g), interceptions (15) and turnovers gained (28).

Gonzales has a pair of degrees from The University of New Mexico, earning his bachelor's degree in business administration and general management in 1998 and a master's degree in physical education and recreation in 2002. Danny and his wife Sandra have four children: Cole, Jake, Chloe and Abby.



Danny Gonzales Year-by-Year Collegiate Coaching Record

School (Pos.)	Overall				Conference			Bowl
	Year	W	L	.PCT	W	L	.PCT	
New Mexico (G.A.)	1999	4	7	.364	3	4	.429	
New Mexico (G.A.)	2000	5	7	.417	3	4	.429	
New Mexico (G.A.)	2001	6	5	.545	4	3	.571	
New Mexico (G.A.)	2002	7	7	.500	5	2	.714	Las Vegas Bowl (L)
New Mexico (Video Coord.)	2003	8	5	.615	5	2	.714	Las Vegas Bowl (L)
New Mexico (Video Coord.)	2004	7	5	.583	5	2	.714	Emerald Bowl (L)
New Mexico (Video Coord.)	2005	6	5	.545	4	4	.500	
New Mexico (Saf./Special Teams)	2006	6	7	.462	4	4	.500	New Mexico Bowl (L)
New Mexico (Saf./Special Teams)	2007	9	4	.692	5	3	.625	New Mexico Bowl (W)
New Mexico (Saf./Special Teams)	2008	4	8	.333	2	6	.333	
San Diego State (Safeties)	2011	8	5	.615	4	3	.571	New Orleans (L)
San Diego State (Safeties)	2012	9	4	.692	7	1	.825*	Poinsettia (L)
San Diego State (Safeties)	2013	8	5	.615	6	2	.750	Famous Idaho Potato (W)
San Diego State (Safeties)	2014	7	6	.538	5	3	.625^	Poinsettia (L)
San Diego State (Safeties)	2015	11	3	.786	8	0	1.000*^	Hawai'i (W)
San Diego State (Safeties)	2016	11	3	.786	6	2	.750*^	Las Vegas (W)
San Diego State (Def. Coord./Saf.)	2017	10	3	.769	6	2	.750	Armed Forces (L)
Arizona State (Defensive Coordinator)	2018	7	6	.538	5	4	.556	Las Vegas (L)
Arizona State (Defensive Coordinator)	2019	7	5	.583	3	6	.333	Sun
New Mexico (Head Coach)	2020	2	5	.286	2	5	.286	
New Mexico (Head Coach)	2021	3	9	.250	1	7	.125	
Totals (20 seasons)		145	114	.560	93	69	.574	

Coaching Staff



Derek Warehime Off. Coord./TEs

**5th season as New Mexico
Tulsa, 2006
Choctaw, Okla.**



@CoachDWarehime



Derek Warehime returned to The University of New Mexico in 2020, and is the offensive coordinator and tight ends coach for the program. He previously was on staff from 2012-14 serving as the tight ends coach, adding the duties of run-game coordinator in 2014. He came to Duke City after a three-season stint with the University of Texas, where he helped the Longhorns win three straight bowl games.

The 2021 season was a challenge offensively as UNM started four quarterbacks during the season in-

cluding a graduate manager in the final game of the season. One of those quarterbacks was Terry Wilson, who was named the Manning Star for the second week of the season when he threw for 381 yards and three touchdowns, going 26-for-37 against New Mexico State. UNM's tight ends were superb in 2021, with true freshman Trace Bruckler leading the team in touchdown catches, more of an amazing feat as he was only moved to tight end a few weeks prior to the season. Overall UNM's tight ends accounted for six of the 10 receiving touchdowns on the season.

In 2020, Warehime directed an offense that improved nearly a touchdown a game, scoring 23.9 points per contest in conference play. The Lobos moved all the way up to fourth in the Mountain West in total offense, and improving from 10th to fourth in passing offense. The Lobo offensive unit also improved in passing efficiency (up to seventh from 12th), first downs (3rd up from 7th), third down conversions (4th up from 9th), total third downs made (2nd up from 10th) and total turnovers, as UNM committed just nine in 2020 after a whopping 19 in 2019.

With the Longhorns, Warehime was with the program under Tom Herman for three seasons, coaching the offensive line in 2017, tight ends in 2018, and then adding special teams coordinator in 2019. The 2019 season saw Texas' special teams make great strides. The punt coverage team ranked 12th, allowing just 3.3 yards per return, and the 30 total return yards ranked 11th in the FBS. Kicker Cameron Kicker converted 77.8 percent of his field goals, the best

percentage for a Texas placekicker in seven seasons. Dicker earned honorable mention All-Big XII honors.

Also in 2019, Warehime's tight ends group was young, but they were a strength. Cade Brewer ranked third on the Longhorns in yards per catch.

He made the switch to mentor the tight ends in 2018, and his group excelled behind fifth-year senior Andrew Beck, who garnered first team All-Big 12 honors. Beck, who was known as one of the best run-blocking tight ends in the nation, had a career year catching the ball, as well, with 28 receptions for 281 yards and two scores. Behind Beck, sophomore Cade Brewer and true freshman Reese Leitao contributed both offensively and on special teams in 2018.

Warehime's offensive line group dealt with injuries for much of 2017, including one to All-American left tackle Connor Williams, who missed most of eight games. No Longhorn started all 13 games, with Warehime having to use eight different starting combinations throughout the season. Junior left guard Patrick Vahe led the way with 12 starts, while true freshman Derek Kerstetter started the final 10 games of the season at right tackle and sophomore Zach Shackelford started eight at center.

Derek Warehime Profile

Born: January 6, 1983

Hometown: Choctaw, Okla.

Alma Mater: Tulsa, 2006 (B.S., History and Education)

Playing Experience: Tulsa, 2001-2004

Family: Married to Kelly. Children are Kaysen, Kylee and Miller Hayes

Coaching Experience:

2020-present	New Mexico (Offensive Coordinator)
2019	Texas (Special Teams Coordinator/Tight Ends)
2018	Texas (Tight Ends)
2017	Texas (Offensive Line)
2015-16	Houston (Offensive Line)
2014	New Mexico (Run Game Coordinator/Tight Ends)
2012-13	New Mexico (Tight Ends)
2010-11	Sam Houston State (Offensive Line)
2009	Arkansas-Monticello (Offensive Coordinator)
2008	Arkansas-Monticello (Offensive Line/Tight Ends)
2006-07	Rice (Graduate Assistant)
2005	Tulsa (Student Assistant)

Postseason Coached (corresponding to the season, not the actual year of the bowl game):

2015	Chick-Fil-A Peach Bowl
2011	FCS Playoffs
2006	New Orleans Bowl
2005	Liberty Bowl



Coaching Staff

In his second season with the Cougars, Warehime helped UH to a 9-3 record prior to joining Herman on the 40 Acres. UH had two top-five wins, was the only program to defeat two top-five teams and joined Alabama as one of two programs nationally to beat two top-10 teams by double digits.

The Cougars' offense finished the regular season ranked 36th nationally and ranked as one of the least penalized teams in the country. The Houston offensive line allowed just 30 sacks on nearly 500 pass attempts in 2016. UH ranked 15th in third down conversions, ninth in first downs and 21st in scoring offense during the regular season.

Under Warehime in 2015, the Houston offensive line used 11 different starting lineups in 14 games due to injury. Despite the injuries, the line led a team that finished the regular season ranked 13th nationally in rushing offense with 235.8 yards per game. Under his leadership, two linemen earned season honors from The American. Both Alex Cooper, who started at three different positions along the line, and Will Noble, a true freshman who had his redshirt removed six games into the season, were recognized by the AAC. The two honorees under Warehime were part of a group that lost three starters to season-ending injuries and endured a total of 34 games lost due to injuries.

Warehime joined the Houston staff after three seasons with New Mexico as the Lobos' tight ends coach, adding the title of run game coordinator in his final season. In all three seasons with Warehime on staff, the New Mexico offense finished fifth or better in rushing nationally. With him serving as run game coordinator in 2014, the Lobos finished the year ranked fourth nationally in rushing with an average of 310.4 yards per game on the ground. Along with its power on the ground, New Mexico ranked fourth nationally allowing just 11 sacks during the season.

In 2013, Warehime was integral to the offensive line blocking schemes, as the unit paved the way for UNM to average 308 yards per game to rank fourth in the country. It was the second year in a row that New Mexico finished the season in the top five nationally in rushing. His tight ends also became a bigger part of the passing game in 2013, more than doubling their receiving yards from the season prior.

During his first season in Albuquerque, Warehime helped New Mexico become one of the most improved rushing attacks in the country. After finishing 103rd in the nation in rushing in 2011, the Lobos finished fifth in 2012 averaging over 300 yards per game. Under his mentorship, tight end Lucas Reed earned an invitation to the East-West Shrine Game following the 2012 season.

Prior to his time at UNM, Warehime spent two seasons as the offensive line coach at Sam Houston State. In 2011, the Bearkats featured the No. 6 rushing offense in the Football Championship Subdivision, averaging 255.9 yards per game en route to the FCS National Championship Game. SHSU averaged nearly 40 points per game. C Travis Watson and OT Chris Crockett earned 2011 Sports Network/Fathead.com All-America honors under Warehime's tutelage. In his first season, the Kats led the Southland Conference in rushing and had three players earn All-League honors.

Warehime worked for two seasons as the offensive line and tight ends coach, as well as the strength and conditioning coordinator, at the University of Arkansas at Monticello. He was the offensive coordinator in 2009. UAM led the Gulf South Conference in total offense (499.3 ypg) and rushing offense (244.4 ypg).

A 2006 graduate of Tulsa, Warehime started 34 games at center from 2001-04. He played on the Golden Hurricane's 2003 Humanitarian Bowl team and was named first team All-Western Athletic Conference in 2004. He spent one season playing professionally with the Tulsa Talons of the Arena Football League.

The Choctaw, Okla. native began his coaching career as a student assistant for the offensive line at Tulsa in 2005. The Golden Hurricane won the 2005 Conference USA Championship and defeated Fresno State in the Liberty Bowl.

Warehime spent the 2006 and 2007 seasons as a graduate assistant for the offensive line at Rice. He was also the assistant video coordinator during that time. The Owls made their first postseason appearance in 45 years and were runners-up in CUSA's West Division, setting 40 new school records on offense.

Warehime and his wife Kelly have three children: daughters Kaysen and Kylee and son, Miller Hayes.



Coaching Staff



Rocky Long Defensive Coordinator

18th season as New Mexico

New Mexico, 1971

Provo, Utah



@CoachLongUNM

Rocky Long rejoined The University of New Mexico in January of 2020, as he will serve as the defensive coordinator. He has a long and storied history with The University of New Mexico, dating back to 1969 as a player with the Lobos, through his 11-year stint as head coach of the Lobos. His first two seasons back with the program he also served as the linebackers position coach, but in 2022 he ceded his day-to-day positional responsibilities, allowing him to oversee the entire defense, although he still helps with the linebacker position.

The hiring is a role reversal of sorts as Gonzales spent the 2017 season as defensive coordinator at San Diego State under Long. Gonzales and Long's association dates to 1998, Gonzales' senior season at UNM and Long's first as head coach.

The Lobo defense made huge strides in 2021, ranking 44th overall in total defense, a 57-spot improvement from 2020. Overall, UNM allowed 363.1 yards per game, and that was the lowest total in 13 seasons, since the 2008 team allowed 335.8 yards per game. UNM ranked 44th overall, and the 2008 team ranked 45th. The 2021 teams' ranking was the best since 2007, when UNM

ranked 13th in total defense at 319.9 yards per game.

The Lobos rushing defense stood at 143.2 yards per game, better than a 20-yard per game improvement from 2020, and it was the best rushing defense since 2008 when UNM ranked 26th at 122.3 yards per game. Passing-wise, UNM allowed just 219.8 passing yards per game to rank 54th, an incredible adjustment from 2019 when the passing defense allowed 321.4 yards per game and ranked 130th (last) in the FBS. It was UNM's best passing defense since 2010 when the unit ranked 53rd at 218.8 yards per game.

And UNM's passing defense goes back further than just the 2021 season. If you count the final four games of the 2020 season, when UNM allowed just 750 passing yards (a 187.5 average after allowing 1,231 yards, or 410.3 per game over the first three), the Lobos have allowed just 211.8 yards through the air over the last 16 games. The 2021 season also saw UNM deal with adversity that most teams have never seen, losing so many quarterbacks during the year that the Lobos were forced to start a graduate manager at quarterback in the final game of the season.





Coaching Staff



In 2020, the Lobo defense regained its reputation as a hard-nosed, hard-hitting unit, nearly tying a long-standing record for sacks in a game, as the unit had eight in the final game of the season against Fresno State. The defense under Long racked up 13 takeaways in just seven games, more than the previous season's total of 11 accomplished in 12 games. The Lobo defense led the Mountain West, allowing just eight touchdowns on 19 red zone chances (42.1%), a mark that was fifth in the FBS (after ranking 115th in

2019). The unit also improved in total defense, first downs allowed and third-down defense. UNM picked up its first Mountain West First Team All-Conference selection in four years on defense as Jerrick Reed earned the honor.

Additionally, linebacker Brandon Shook earned Second Team All-MW honors under Long.

Long played quarterback at UNM from 1969-71, earning WAC Player of the Year honors in 1971. He then played professionally in both Canada and with the Detroit Wheels of the short-lived World Football League.

The coaching stint will be his fourth at his alma mater. Long was a graduate assistant from 1972-73 and the offensive back field coach and then defensive backs coach from 1978-80 with New Mexico before becoming defensive coordinator at Wyoming, Oregon State and UCLA. He was named UNM's head coach January 12, 1998 and coached the Lobos from 1998-2008, winning a school record 65 games.

Long has UNM bowl eligible for a school record seven straight seasons, and UNM played in back-to-back-to-back bowl games from 2002-04, a first in school history. Long led UNM to a 23-0 win over Nevada in the 2007 New Mexico Bowl, ending a 46-year bowl victory drought for the school. Long is the all-time winningest coach in UNM history, and he is second in all-time wins at San Diego State behind Don Coryell.

Throughout is time as UNM's head coach, Gonzales was a player (1998) or on staff with Long. Gonzales was a graduate assistant from (1999-02), video coordinator (2003-05) and safeties and special teams coordinator (2006-08).

Long left UNM after the 2008 season and became San Diego State's defensive coordinator for the 2009 and 2010 seasons before replacing Brady Hoke for the 2011 season. Long remained as defensive coordinator from 2011-16, bringing Gonzales on staff to coach safeties. In 2017, he stepped aside from serving as his own coordinator and Gonzales stepped in.

Long won 81 games over his nine seasons with San Diego State, never suffering a losing season and winning double digits in four of the last five years. He also led San Diego State to three Mountain West titles and nine bowl games. His final head coaching win was a 48-11 win over Central Michigan in the 2019 New Mexico Bowl, in the same stadium he used to coach and play on.

Long is a three-time Mountain West Coach of the Year and he is the winningest coach in the history of the league, with 143 of his 146 win coming since the league's inception in 1999. Long and his wife Debby have two daughters, Roxanne (a former college women's basketball head coach and current professor at North Texas) and Hannah (head women's volleyball coach at Queens University in Charlotte, N.C.)

Rocky Long Profile

Born: January 27, 2020

Hometown: Provo, Utah

Alma Mater: New Mexico, 1971 (B.A., Education)

Playing Exp.: New Mexico, 1969-71 (WAC Offensive Player of the Year)

Family: Married to Debby. Daughters are Roxanne, Hannah

Coaching Experience:

2020-present	New Mexico (Defensive Coordinator)
2011-19	San Diego State (Head Coach)
2009-10	San Diego State (Defensive Coordinator)
1999-08	New Mexico (Head Coach)
1996-97	UCLA (Defensive Coordinator)
1991-95	Oregon State (Defensive Coordinator)
1988-90	TCU (Defensive Backs)
1986-87	B.C. Lions (Linebackers)
1981-85	Wyoming (Defensive Coordinator/Defensive Backs)
1979-80	New Mexico (Defensive Backs)
1978	New Mexico (Offensive Backfield)
1974-75	Eldorado HS (Assistant)
1972-73	New Mexico (Graduate Assistant)

Postseason Coached (corresponding to the season, not the actual year of the bowl game):

2019	New Mexico Bowl
2018	DXL Frisco Bowl
2017	Lockheed Martin Armed Forces Bowl
2016	Las Vegas Bowl
2015	Hawai'i Bowl
2014	Poinsettia Bowl
2013	Famous Idaho Potato
2012	Poinsettia Bowl
2011	New Orleans Bowl
2010	Poinsettia Bowl
2007	New Mexico Bowl
2006	New Mexico Bowl
2004	Emerald Bowl
2003	Las Vegas Bowl
2002	Las Vegas Bowl
1997	Cotton Bowl

Coaching Staff



Jamie Christian Spec. Teams Coord./RBs

**3rd season as New Mexico
Central Washington, 1999
Milpitas, Calif.**



@CoachJChristian

Jamie Christian joined The University of New Mexico as special teams coordinator in January of 2020, and he serves in that capacity, and as running backs coach. He was named running backs coach in January of 2022. He came to the university after a three season stint at fellow Mountain West foe Fresno State.

In 2021, Lobo special teams once again excelled. UNM returned a punt for a touchdown for just the second time in the last 22 seasons, and on the play, UNM had seven freshmen on the field. Overall UNM finished the season ranked No. 17 in punt returns and No. 21 in kickoff returns. In his first season with the Lobos, special teams improved across the board. The Lobos went from the worst team in the league in 2019 in extra point percentage to first. UNM also excelled on its coverage units, allowing the third-fewest punt return yards in the league after residing in the bottom half in 2019. The Lobos kickoff coverage unit also improved from 11th to fourth.

In 2019 with Fresno State, he oversaw another solid position group as Fresno State finished tied for second in the Mountain West in rushing touchdowns, and under his tutelage, Ronnie Rivers tied for the Mountain West lead in rushing touchdowns with 13. Rivers also finished fifth in the league in rushing yards per game. On special teams, Fresno State led the Mountain West in punt return average, and the Bulldogs blocked a pair of kicks as well.

In 2018 the Bulldogs gained more than 2,000 yards on the ground, marking the first back-to-back seasons of 2,000 yards rushing since the 2008-09 seasons.

The 'Dogs registered 2,161 yards rushing aided by four different ball carriers producing 250 or more yards apiece. Despite missing three games and starting just seven due to a spring football injury, sophomore Ronnie Rivers led the team with 743 yards and 10 touchdowns, which included a breakout performance in the Las Vegas Bowl that earned him MVP honors. Rivers accounted for the fourth-most all-purpose yards in school history with 286 in the contest, 212 of those being rushing yards.

With his top three running backs entering

his first season being two true freshmen and one true sophomore, Christian helped the Bulldogs eclipse the 2,000-yard rushing mark for the first time since 2014. True freshmen Jordan Mims and Ronnie Rivers accounted for 1,082 yards and 11 touchdowns in 10 starts to help pile up a team total of 2,170 yards.

Previous to Fresno State, Christian spent two seasons as the running backs coach at UNLV. In his time there the Rebels rushing offense dramatically improved from ranking 102nd (129.2 yards/game) in the FBS before he arrived, to 36th (193.7 yards/game) in his first year, and 15th (241.5 yards/game) in 2016.

Christian arrived in Las Vegas after serving as the special teams coordinator and inside receivers and tight ends coach at Houston.

In Christian's final season at UH before the Tom Herman regime took over, the Cougars had a passing offense that produced 230.2 yards per game and

Jamie Christian Profile

Born: February 10, 1972

Hometown: Milpitas, Calif.

Alma Mater: Central Washington, 1999 (B.S., Law and Justice)

Playing Experience: Fresno State, 1991-93; Central Washington, 1995 (NAIA National Champions)

Family: Married to Deja. Daughter is Cree, granddaughter is Akari

Coaching Experience:

2020-present	New Mexico (Special Teams Coordinator)
2017-19	Fresno State (Special Teams Coordinator/Running Backs)
2015-16	UNLV (Running Backs)
2012-14	Houston (Special Teams Coord./TEs/Slot Receivers)
2007-11	Arizona State (Special Teams Coord./TEs/Running Backs)
2006	Idaho (Running Backs)
2005	Sacramento State (Running Backs)
2003-04	San Francisco 49ers (Defensive Quality Control)
2002	Northern Arizona (Cornerbacks)
2000-01	Oregon State (Defensive Graduate Assistant)

Postseason Coached (corresponding to the season, not the actual year of the bowl game):

2018	Mitsubishi Motors Las Vegas Bowl
2017	Hawai'i Bowl
2014	Lockheed Martin Armed Forces Bowl
2013	BBVA Compass Bowl
2011	Las Vegas Bowl
2007	Holiday Bowl
2000	Fiesta Bowl



STC

RB

**NEW MEXICO LOBOS
JAMIE CHRISTIAN**



Coaching Staff

was led by Fresno native (Washington Union HS) Deontay Greenberry, who was named a second-team All-American Athletic Conference wide receiver in 2014.

Greenberry led the team with 841 yards receiving, with the next closest teammate trailing him by 302 yards. He left the program with the ninth-most receiving yards in school history (2,612) and eighth on the all-time list for career receptions (201).

In 2013, Christian's special teams at UH earned three honors from the American Athletic Conference as freshman Demarcus Ayers was named the league's Co-Special Teams Player of the Year and was named to the American's first-team while Richie Leone was named second-team.

Christian's other unit, inside receivers, received postseason accolades in 2013 as well. Greenberry was named to the American's first-team as he led the league with an average of 100.2 receiving yards per game and was second with 11 receiving touchdowns. Greenberry was second in the American with five 100-yard games.

Noted as a strong recruiter with ties to California, Houston and Louisiana, he was named to Rivals' top recruiters list in 2013.

Before joining the Cougars in 2012, Christian spent five seasons coaching the special teams, running backs, tight ends and inside receivers at Arizona State of the Pac-12 Conference, including mentoring 2007 Lou Groza Award winner Thomas Weber. Christian also tutored ASU's Gerell Robinson, one of college football's top pass-catchers in 2011, making 77 receptions for 1,397 yards and seven scores.

Prior to his time at Arizona State, Christian spent five seasons with Dennis Erickson (his uncle) at the University of Idaho (2006), the San Francisco 49ers (2003, 2004) and at Oregon State (2000, 2001). Christian has also coached at Northern Arizona (2002) and at Sacramento State (2005).

Christian was a fullback at Fresno State (1991-93) before transferring to Central Washington to finish out his collegiate career as a running back. In Christian's sophomore season in 1992, Jeff Tedford arrived to Fresno State as a first-year assistant coach. Christian switched to running back as a senior at Central Washington and was its leader in rushing yards and touchdowns and helped lead the Wildcats to the 1995 NAIA National Championship.



Brandon Blackmon Wide Receivers

3rd season as New Mexico Tennessee State, 2008



Fullerton, Calif.

@CoachBBlackmon

Brandon Blackmon joined The University of New Mexico staff in 2020 as wide receivers coach. He came to the Duke City after a season in Macomb, Illinois as the defensive backs coach for the Western Illinois Leathernecks.

In 2021, Lobo receivers will stellar, led by freshman Luke Wysong, who was one of two freshmen that was named Honorable Mention All-Mountain

West. Wysong led UNM with 24 receptions and 224 yards, both totals which were second in the Mountain West among all freshmen. In 2020, Lobo receivers stepped up big. Redshirt freshman Andrew Erickson tied for the UNM lead in touchdown receptions, and senior Mannie Logan-Greene led the team with 30 receptions in just seven games, and it was the most receptions per game for a team leader in the last 10 years.

Blackmon joined the Western Illinois staff as the defensive backs coach in the spring of 2019 after two seasons as a gradu-

ate assistant at Arizona State. He coached defensive back Marquis Smith, who finished the season 20th in the FCS and third in the Missouri Valley Football Conference with 12 passes broken up, adding an interception.

Brandon Blackmon Profile

Born: July 25, 1985

Hometown: Fullerton, Calif.

Alma Mater: Tennessee State, 2008 (B.S., Africana Studies)

Playing Experience: Mt. San Antonio, 2004-2005, Purdue, 2006; Tennessee State, 2007-2008


Family: Married to Charis. Daughter is Aubrey

Coaching Experience:

2020	New Mexico (Cornerbacks)
2019	Western Illinois (Defensive Backs)
2018	Arizona State (Graduate Assistant/Defense)
2017	Arizona State (Graduate Assistant/Tight Ends)
2014-16	Orange Coast College (Recruiting Coordinator/Defensive Backs)
2013-14	Texas Revolution (Defensive Coordinator)
2010	Augustana (Defensive Backs)

Postseason Coached (corresponding to the season, not the actual year of game):

2018	Mitsubishi Motors Las Vegas Bowl
2017	Hyundai Sun Bowl



Coaching Staff

Prior to Western Illinois, he served as a tight ends coach during his first year in Tempe before sliding over to the other side as a defensive graduate assistant during his final year with the Sun Devils.

Blackmon's specialty is defense, having played defensive back in college for Purdue and Tennessee State. He landed his first college coaching job at Augustana College during the 2010 season, and had a two-year stint as a high school assistant coach, before stepping up to the professional level as the defensive co-

ordinator for the Texas Revolution of Champions Indoor Football from 2013-14.

Before arriving at Arizona State, Blackmon spent three seasons as the defensive backs coach and recruiting coordinator at Orange Coast College. He earned his bachelor's degree in Africana studies from Tennessee State University.

He and his wife Charis have a daughter, Aubrey.



Jerome Haywood

Defensive Line

3rd season as New Mexico

San Diego State, 2002

Los Angeles, Calif.



@JHaywoodUNM

Jerome Haywood joined The University of New Mexico in February of 2020. He came to UNM from San Diego State, where he spent two years on the staff under Rocky Long as a defensive quality control coach and assistant on-campus Recruiting Coordinator.

In 2021, the Lobo defensive line was superb. Headed up by Joey Noble, who ended up in a minicamp with the Saints, the Lobo line accounted for 16.5 sacks and 35.5 tackles for loss. Noble himself racked up 18.5 TFLs, placing him fourth in the country and putting him 10th on the all-time UNM list. It was the most by a Lobo since the NCAA started to account for half-tackles for loss in 2003. The Lobo defensive line under Haywood excelled in 2020, with Joey Noble earning Honorable Mention All-Mountain West honors. The Lobos defensive line helped UNM sack Fresno State quarterbacks eight times in the season finale. The Lobos recorded 14 sacks in its seven games, an average of 2.0 per game.

With the Aztecs, he helped break down game film and handled a variety of tasks with the Aztecs defense. Prior to his time on staff with San Diego State, Haywood spent as the athletic director for the San Diego Center for Children.

That followed a successful eight-year career in the Canadian Football League

with the Ottawa Renegades (2002-05), the Montreal Alouettes (2006, 2009), the Winnipeg Blue Bombers (2007-08) and the Edmonton Eskimos (2009).

With Ottawa, he started 64 of 72 games, and was twice named the CFL's defensive lineman of the week. He played on a pair of Eastern Conference title winning teams in 2006 and 2007.

Haywood starred as a defensive tackle at San Diego State, where he was a three-time second team All-Mountain West selection. In 1998, he was named the WAC Pacific Division Freshman of the Year.

Haywood graduated from SDSU in 2002 with a bachelor's degree in criminal justice. He and his wife Talia have four children.

Jerome Haywood Profile

Born: June 7, 1978

Hometown: Los Angeles, Calif.

Alma Mater: San Diego State, 2002 (B.S., Criminal Justice)

Playing Experience: San Diego State, 1998-01; Ottawa Renegades 2002-05, Montreal Alouettes 2006, Winnipeg Blue Bombers 2007-08, Edmonton Eskimos 2009.

Family: Married to Talia and they have four children.

Coaching Experience:


2020-present New Mexico (Defensive Line)

2018-19 San Diego State (Recruiting Coord/Defensive Quality Control)

Postseason Coached (corresponding to the season, not the actual year of game):

2019 New Mexico Bowl

2018 DXL Frisco Bowl



AC

DL

NEW MEXICO LOBOS
JEROME HAYWOOD



Coaching Staff



David Howes Safeties

**3rd season as New Mexico
New Mexico, 1997
Albuquerque, N.M.**



@DavidHowes5



David Howes joined The University of New Mexico staff in January of 2020 after a stellar prep coaching career that saw him teach in the Duke City and surrounding areas for 25 years. He serves as safeties coach at UNM.

The Lobo safety crew was once again stellar in 2021, Ronald Wilson, Jr. turned into a valuable starter and led all Mountain West freshmen in interceptions and passes broken up and true sophomore Tavian Combs and senior Jerick Reed II both earned honorable mention All-Mountain West

honors. Reed, Combs and Wilson finished first, second and fourth on the squad in tackles, accounting for five of the teams' nine interceptions on the year. In 2020 despite having to use six different starters including a true freshman at Lobo back, Lobo safeties turned in a terrific campaign. Safeties accounted to 83% of all Lobo interceptions in 2020, and just the safeties recorded more interceptions than the entire team did in 2019. Jerick Reed was named First Team All-MW and he finished tied for eighth nationally in interceptions. Reed was named First Team All-Mountain West in 2020, and preseason All-Mountain West in 2021 and he was named to the 2021 preseason Jim Thorpe Award Watch List.

Howes won a pair of state titles as the head coach of the Rio Rancho Rams, going undefeated in both 2014 and 2016, 13-0 each season. In 2014, his Rams entered the 6A playoffs as the top seed, and they rolled, taking out Las Cruces 41-23 in the quarterfinals and then Eldorado 64-43 in the semifinals. Rio Rancho then defeated Mayfield 33-31 for the school's first state football title.

Two years later, Rio Rancho did it again under Howes, going 13-0. His squad once again hit the 6A bracket as the top seed, and this time Howes' Rams were absolutely dominant. They won 48-0 over Oñate in the quarterfinals and 35-7 over Monzano in the semifinals. In the championship game, Rio Rancho cruised to a 39-17 over Las Cruces for a second undefeated season in three years.

In 2019, Howes nearly won a third championship, advancing all the way to the championship game out of the No. 4 seed line, taking down No. 1 Volcano

Vista in the semifinals before losing by eight in the finals.

Howes in his 11 years with Rio Rancho led the team to a 90-41 record as a head coach. Prior to being elevated to the head coaching position, he served as an assistant coach from 2003-08 at Rio Rancho. That following assistant coaching stints at Cibola High School (2000-02) and West Mesa High School (1994-99).

Howes graduated from New Mexico in 1997 with a degree in education, and also from UNM with a masters in education. He walked on to the NMSU Aggie football team in the Spring of 1993, and stayed with the program through the summer. Howes and his wife Tami have three children, Cailon (a U.S. Marine), Hailey (who attends UNM's Nursing school) and Josh (a freshman on the football team).

David Howes Profile

Born: September 13, 1972

Hometown: Albuquerque, N.M.

Alma Mater: New Mexico, 1997 (B.S., Education); New Mexico, 1999 (M.A., Education)

Playing Experience: New Mexico State, 1993

Family: Married to Tami. Children are Cailon, Hailey and Joshua


Coaching Experience:

2020-present	New Mexico (Safeties)
2009-19	Rio Rancho High School (Head Coach)
2003-08	Rio Rancho High School (Assistant)
2000-02	Cibola High School (Assistant)
1994-99	West Mesa High School (Assistant)

Postseason Coached (corresponding to the season, not the actual year of the bowl game):

2019	New Mexico 6A State Runner Up
2018	New Mexico 6A First Round
2017	New Mexico 6A Quarterfinals
2016	New Mexico 6A State Champions (Undefeated)
2015	New Mexico 6A Quarterfinals
2014	New Mexico 6A State Champions (Undefeated)
2013	New Mexico 5A Quarterfinals
2012	New Mexico 5A Quarterfinals
2011	New Mexico 5A Semifinals
2010	New Mexico 5A First Round
2009	New Mexico 5A First Round

Coaching Staff



Jason Lenzmeier Offensive Line


9th season as New Mexico

New Mexico, 2005

Frisco, Texas



@CoachLenz



Jason Lenzmeier re-joined The University of New Mexico in January of 2020, and he is in his third tour of duty as offensive line coach of the Lobos. In his previous stints with UNM, his unit became one of the most dominant run-game units in the Mountain West.

Kyle Stapley anchored UNM's offensive line in 2021, earning honorable mention All-Mountain West. Injuries and position shuffling showcased Lenzmeier's coaching and adaptability in what was a tough year with 10 different players starting along the line,

and a total of 13 different positional starters. There was an immediate impact upon Lenz's return to the Duke City, as the 2020 Lobos featured one of the top lines in the Mountain West. A pair of linemen in Kyle Stapley and Teton Saltes were named honorable mention All-Mountain West, and Saltes was twice named to the national team of the week by Pro Football Focus. Saltes also became UNM's first major award winner when he was named the 2020 Wuerffel Trophy winner.

In his second stint with UNM, his Lobos ranked ninth, fifth, fourth and fifth nationally in rushing over his four seasons (2015, 2014, 2013 and 2012, respectively).

In 2015, Lenzmeier's big men up front plowed the way towards a school record-tying 42 rushing touchdowns with 10 different players rushing for touchdowns. Including among those 10 was Reno Henderson, who scored the first rushing touchdown by an offensive lineman in at least the last 44 years. UNM had three different players hit the 800-yard mark for the season and Eden Mahina was named All-Conference.

The Lobos did all that despite having lost two starters prior to the season to season ending injuries and then a third that got hurt in game two. In their place, UNM and Lenzmeier turned to a pair of fifth-year seniors who had zero career starts between them and got a combined 23 starts, allowing UNM's rushing attack to continue.

In 2014, the Lobos averaged 310.4 yards per game on the ground, finishing

JASON LENZMEIER PROFILE

Born: February 2, 1981

Hometown: Frisco, Texas

Alma Mater: New Mexico, 2005 (B.S., University Studies)

Playing Experience: New Mexico, 2000-2003

Family: Married to Kelsey. Children are Brooks, George

Coaching Experience:

2020-present	New Mexico (Offense)
2012-15	New Mexico (Offensive Line)
2009-11	New Mexico State (Offensive Line)
2007-08	New Mexico (Offensive Line)
2006	New Mexico (Graduate Assistant)

Postseason Coached (corresponding to the season, not the actual year of the bowl game):

2015	Gildan New Mexico Bowl
2007	New Mexico Bowl
2006	New Mexico Bowl

fourth in the NCAA. UNM is the only team in the FBS to finish in the top five and average 300 or more yards on the ground in each of the last three seasons.

The anchor of that line was four-year starter LaMar Bratton, who was a team captain, the center, and a first team All-Mountain West selection in 2014. Bratton started 49 consecutive games. Lenzmeier's offensive line paved the way for UNM to finish third in the NCAA in yards per carry, averaging 6.4 yards per tote.

New Mexico averaged 308.8 rushing yards per game in 2013 to rank fourth in the country. The total also was the best in the Mountain West and ended Air Force's monopoly on the team rushing crown. The Falcons had been MW rushing champions every season since the Mountain West's inception in 1999.

The Lobos' 40 rushing touchdowns ranked eighth in the NCAA in 2013 and were the second most in UNM history.

UNM has had a 1,000-yard rusher in each of Lenzmeier's five seasons as offensive line coach (2007-08, 2012-14).

He made an immediate impact during his return to New Mexico in 2012. The Lobos rushed for 301.5 yards per game, which ranked fifth in the nation and was the most by a New Mexico team since 1971 rushed for 384.3 yards per game.

UNM set a school record with 10 300-yard rushing games in 2012, tying the 1971 team with nine straight games of 300 yards. Its 34 rushing touchdowns in '12 rank as the second most in school history.

Under Lenzmeier, the Lobos surrendered just 12 sacks in 2012 after allowing 30 sacks in 2011.

Three Lobos earned honorable mention All-Mountain West honors in 2012:



Coaching Staff

junior left tackle Darryl Johnson, sophomore left guard LaMar Bratton and junior center Dillon Farrell.

Lenzmeier, who began his coaching career at UNM in 2006, spent three seasons at rival New Mexico State (2009-11) prior to returning to the Lobos in 2012.

In 2011, sophomore Davonte Wallace earned second-team All-Western Athletic Conference honors under Lenzmeier's tutelage.

In his first season with New Mexico State, Lenzmeier guided the offensive line as it allowed just 23 sacks on the year, a 21-sack improvement from the 44 sacks given up by the Aggies in 2008. The Aggies' offensive line also helped running back Seth Smith become the first Aggie since 2000 to rush for a 1,000 yards in a season. The Aggies ranked No. 66 in the nation in rushing offense. In 2010, the line allowed just 19 sacks on the season.

A former University of New Mexico all-conference offensive lineman, Lenzmeier spent three seasons with the Lobos, two as the offensive line coach and one as UNM's graduate assistant on offense. He helped the Lobo offense rush for 208 yards a game in 2008 and 135 yards a game in 2007.

Entering the 2007 season at the age of 26, Lenzmeier was New Mexico's youngest full-time assistant coach in 23 years, since Greg Azar, then 24, coached

the Lobo defensive line in 1984.

Lenzmeier did an outstanding job in his rookie season as a pair of seniors, offensive tackle Devin Clark and center Vince Natali were named first-team All-Mountain West Conference selections in 2007. The Lobos improved in every offensive category from the previous season.

Natali was also an Academic All-American. In 2008, Lenzmeier guided center Erik Cook to a second-team All-MWC selection. Cook went on to play in the NFL with the Washington Redskins.

A 1999 graduate of Frisco (Texas) High School, Lenzmeier was a four-year starter for UNM on the offensive line from 2000-03, earning first team All-Mountain West honors at offensive tackle as a senior. He played in 47 career games, starting 42, including 35 in a row between his sophomore and senior seasons. He remains the only lineman in Mountain West history to win a conference Offensive Player of the Week honor for his performance during UNM's 47-35 win at No. 23 Utah in 2003.

Lenzmeier signed free agent contracts with the San Diego Chargers and St. Louis Rams in 2004 before returning to Albuquerque in 2005. He graduated from UNM in the summer of 2005.

Lenzmeier and his wife Kelsey have two young sons, Brooks and George.



Troy Reffett
Cornerbacks
8th season as New Mexico
UTEP, 1990
Cynthiana, Kentucky
 **@CoachReffett**

Troy Reffett joined The University of New Mexico in 2020 as cornerbacks coach, his second stint with the university after previously serving on staff from 2004-08. Reffett came to the Duke City from the University of North Texas, where he was the defensive coordinator and safeties coach.

In 2020, the Lobo cornerback situation featured six different starters over the seven games, but UNM's passing defense might have been the most improved from the start of the season to the end. The Lobos over the last half of the season allowed just 187.5 yards per game in the air, and that total would have ranked 16th nationally.

Reffett joined the Mean Green ahead of the 2016 season as the co-defensive coordinator and safeties coach. He was promoted to defensive coordinator prior to the 2017 season.

In 2019, the Mean Green allowed just 410 yards per game, the second-best mark for the program in the previous five seasons. His defense also recorded 30.0 sacks and 74.0 tackles for loss. Three players were named to the All-Conference USA honorable mention squad, and a fourth was named honorable mention by Pro Football Focus.

In 2018, Reffett's defense took a major step forward, holding opponents to 10.8 points per game less than in 2017 (24.2 ppg). The defense played a key role in helping the Mean Green to their second straight nine-win season and third consecutive bowl appearance. UNT intercepted 18 passes, which ranked fifth in all of FBS (18) and forced 22 turnovers (third in Conference USA). The Mean Green also ranked fourth in the league in defensive third-down percentage, holding opponents to just a 35.0 percent success rate.

Cornerbacks Nate Brooks (6) and Kemon Hall (5) were each in the top-10

nationally in total interceptions and Hall ranked third in FBS in passes defended (1.7 per game). Linebacker E.J. Ejiya (121 tackles, 25.0 tackles for loss, 9.0 sacks, a fumble recovery, forced fumble and 11 quarterback hurries), Hall (48 tackles, five interceptions, 14 pass break-ups) and defensive end LaDarius Hamilton (33 tackles, 11 tackles for loss, 7.5 sacks and three quarterback hurries) were all named First Team All-Conference USA. Ejiya ranked third in the country in tackles for loss.

Brooks (67 tackles, six interceptions, 10 pass break-ups, a fumble recovery, forced fumbles and 4.0 tackles for loss) was a second team selection, while linebacker Brandon Garner (68 tackles, 18.0 tackles for loss, 6.5 sacks, a fumble recovery and nine quarterback hurries) and safety Khairi Muhammad (67 tackles, four interceptions, five pass break-ups, a forced fumble, fumble recovery and 1.5 tackles for loss) were each named honorable mention selections by the conference.

In 2017, Reffett's first as the defensive coordinator, North Texas won nine games and reached the Conference USA Championship Game and the R&L Carriers New Orleans Bowl. Ejiya (team-high 109 tackles, 12.0 tackles for loss and 7.0 sacks) and safety Kishawn McClain (96 tackles, 4.5 tackles for loss, two interceptions, a forced fumble and fumble recovery) were each named All-Conference USA honorable mention selections. Linebacker Joe Ozougwu was also named to the league's all-freshman team.

In his first season in Denton, Reffett helped to oversee a defense that held opponents to 8.7 points per game fewer than the 2015 team. That turnaround in scoring defense was the 13th-best mark in the country. Reffett also coached second-team All-Conference USA safety Kishawn McClain, who led the Mean

Coaching Staff



Green in tackles (91) and intercepted a career-high three passes.

He joined the Mean Green coaching staff after spending one season with Memphis as the cornerbacks coach.

At Memphis in 2015 the Tigers had 12 interceptions en route to a 9-4 season and a berth in the Birmingham Bowl. Prior to joining the Tigers, Reffett spend six years with ULM.

In his final season at ULM, Reffett's defense ranked among the top-20 nationally in passing yards allowed (189.9 ypg/14th), third-down conversion defense

(0.326/11th) quarterback sacks (3.00 pg/13th) and tackles for lost yardage (7.5 pg/10th).

All told, Louisiana-Monroe ranked in the top four in the Sun Belt Conference in 10 defensive team statistical categories. The Warhawks led the Sun Belt in total defense, allowing 373.3 yards per game. ULM also led the SBC in third down percentage defense, quarterback sacks and tackles for loss. The team's 26.3 points allowed per game ranked second in the SBC. ULM had two players named to the All-Sun Belt Conference First Team Defense at the conclusion of the 2014 season.

In addition to serving as ULM's defensive coordinator, Reffett coached the Warhawks' corners since the team's appearance in the 2012 AdvoCare V100 Independence Bowl.

In 73 games in charge of the defense, Reffett's defense forced 123 turnovers and had at least one in 67 of 73 games. The Warhawks' attacking defense also recorded 135 quarterback sacks and 364 tackles for loss during Reffett's tenure. The 2014 squad had 36 quarterback sacks and 90 tackles for lost yardage.

Louisiana-Monroe's defense led the Sun Belt and ranked 25th nationally in red zone defense (.767) in 2013. The unit also ranked second in the Sun Belt and 10th in NCAA in fourth down conversion percentage defense (.333). Against Texas State, senior safety Isaiah Newson became just the fourth player in FBS history to return two interceptions for touchdowns of 70 yards or more during the 2013 season. ULM had a player at each level of the defense earn All-Sun Belt Conference honors.

Under Reffett's direction, the 2012 Warhawk defense led the Sun Belt in interceptions (16) and ranked 20th in the NCAA. Meanwhile, ULM finished third in the conference and 39th nationally in rushing defense (142.2 ypg). The squad also finished third in the Sun Belt and 33rd nationally in turnover margin (.540). The Warhawk defense held four opponents, including No. 8 Arkansas, below 100 rushing yards during the season. Three Warhawks earned All-Sun Belt honors after the team's record setting season in 2012.

In 2011, the Warhawk defense finished ranked number one in the Sun Belt in both rushing defense (100.0 ypg) and total defense (326.2 ypg). The 100.0 rushing yards per game was a new Sun Belt record and it marked the third season in a row that ULM led the conference in rush defense. The club finished tied for third in the conference in sacks with 28. In the final NCAA rankings the Warhawk defense finished eighth in rushing defense and 21st in total defense (326.2 ypg). The squad also finished 47th in total sacks (2.08 per game). A total of four defensive players earned All-Sun Belt honors.

In Reffett's first season in charge of the Warhawk defense, the unit was the

best in the Sun Belt Conference against the run (110.1 ypg) and the second best in total defense (347.0). The Warhawks were the third-best scoring defense in the league allowing 27.3 points per game – an improvement of nearly four points per game from 2008. The Warhawks finished 20th in the NCAA against the run just one season after ranking 112th – the Reffett-led defense allowed 102.6 fewer yards per game on the ground in 2009 compared to 2008.

ULM posted the NCAA's second best defensive turnaround from 2008 to 2009 as it improved by 97.7 yards of total defense between the two seasons – only Kansas State (139.2 yards) had a better turnaround. Reffett was one of just 34 coaches in the country to be on the final nomination list for the Frank Broyles Award which is presented to the top assistant coach in the NCAA as five of his defensive players earned All-Sun Belt honors. Linebacker Cardia Jackson was named Sun Belt Defensive Player of the Year after breaking the league's career tackles record.

Reffett's second season saw a trio of all-conference selections and another solid defensive campaign. The Warhawks led the Sun Belt for the second straight year against the run (159.1) and ranked second overall (378.3), taking out a pair of games against BCS Bowl participants (Auburn & Arkansas) the Warhawks allowed just 353.6 yards per game.

Reffett spent five seasons at New Mexico beginning in 2004 where he coached the Lobos cornerbacks — he was promoted to defensive coordinator prior to the 2008 season. He mentored DeAndre Wright and Glover Quin and the pair earned first team All-MWC honors in the final two seasons under Reffett's guidance. Quin was a fourth round selection by the Houston Texans in the 2009 NFL Draft and Wright was a sixth round selection by the New York

TROY REFFETT PROFILE

Birthdate: September 7, 1967

Hometown: Cynthiana, Ky.

Alma Mater: UTEP, 1990 (B.S., Education); UTEP, 1992 (M.A., Education)

Playing Experience: UTEP, 1985-1989

Family: Married to Molly. Children are Camille, Ty

Coaching Experience:

2020-present	New Mexico (Safeties)
2017-19	North Texas (Defensive Coordinator/Safeties)
2016	North Texas (Co-Defensive Coordinator/Safeties)
2015	Memphis (Cornerbacks)
2013-14	ULM (Defensive Coordinator/Cornerbacks)
2009-12	ULM (Defensive Coordinator/Linebackers)
2008	New Mexico (Defensive Coordinator/Cornerbacks)
2004-07	New Mexico (Cornerbacks)
2002-03	UTEP (Defensive Coordinator/Safeties)
1997-01	UTEP (Recruiting Coordinator/Secondary)
1993-96	UTEP (Outside Linebackers)
1992	UTEP (Graduate Assistant/Linebackers)
1991	UTEP (Graduate Assistant/Receivers)
1990	UTEP (Graduate Assistant/Running Backs)

Postseason Coached (corresponding to the season, not the actual year of the bowl game):

2018	New Mexico Bowl
2017	R+L Carriers New Orleans Bowl
2016	Zaxby's Heart of Dallas Bowl
2015	Birmingham Bowl
2012	Independence Bowl
2007	New Mexico Bowl
2006	New Mexico Bowl
2004	Emerald Bowl
2000	Humanitarian Bowl



Coaching Staff

Giants in the same draft. In addition to Jackson and Morgan, Reffett has worked with David Terrell, who was taken in the seventh round of the 1998 NFL Draft by Washington, as well as Michael Hicks and Crance Clemons, free agent signees by Dallas and Detroit, respectively.

In his first season as the Lobos' defensive coordinator, New Mexico ranked 26th nationally in rush defense and in the top 50 in both total defense and scoring defense. His 2004 cornerback tandem was possibly one the best in school history. Brandon Payne was a second team All-America selection by the Walter Camp Football Foundation after leading the nation in passes defended (23) and tying for the league lead with six interceptions. Payne also set a school record with 17 pass deflections.

Reffett coached 14 seasons at UTEP, including 2002 and 2003 as the Miners' defensive coordinator under head coach Gary Nord. In Reffett's first year as

defensive coordinator (2002), D.J. Walker led the Western Athletic Conference in stops and ranked sixth in the country in solo tackles. UTEP ranked first in the WAC and 21st in the nation in pass defense in 2001 as opponents completed a league-low 49.6 percent of their passes. After graduating from UTEP with a bachelor's degree in education in 1990, Reffett immediately joined the UTEP coaching staff as a graduate assistant.

Reffett came to UTEP in 1985 as a walk-on and two years later, as a junior he helped the Miners to a 10-2 record, including an Independence Bowl berth. His playing career at UTEP was highlighted by academic and athletic superlatives. As a junior and senior he was named a WAC Scholar Athlete and to the WAC All-Academic team, and was recognized as the team's Defensive Back of the Year.

He and his wife, Molly, have a son, Ty Christopher, and a daughter, Camille Kay.




Heath Ridenour

Quarterbacks

1st season as New Mexico


Eastern New Mexico, 2002

Lovington, N.M.

 @Coach_Ridenour

Heath Ridenour joined Lobo Football in January of 2022, and he serves as the quarterbacks coach. He came to UNM from the New Mexico high school ranks where he served as the head coach of the Cleveland Storm, winning three state titles including the 2019 and 2021.

The hiring of Ridenour brings a second highly successful New Mexico high school coach into the fold as Ridenour joins his David Howes on staff. Howes was the head coach of the rival Rio Rancho Rams. Between the two, they won five of the last seven Class 6A titles, including two head-to-head matchups, both won by Cleveland (2015 and 2019).



A former collegiate quarterback in-state at Eastern New Mexico, Ridenour's Storm squads were well known for their offensive propensity. In his 10 seasons at the head coach of Cleveland, Ridenour's teams went 96-18 (an .842 clip), including an eye-popping 73-7 over the last seven years. Six times his teams have averaged over 40 points per game, and four times the Storm led the state in scoring offense, including the past three years.

His last squad in 2021 went a perfect

13-0 on the way to Cleveland's fourth championship, averaging 46.2 points per game. His 2015 perfect team also went 13-0 and averaged 49.6 points per

Heath Ridenour Profile

Born:

Hometown: Lovington, N.M.

Alma Mater: Eastern New Mexico, 2004, B.S in business administration; 2007, M.S. in health and physical sciences

Playing Experience: Eastern New Mexico, 1999-2002

Family: Married to Erica. Children are Brooklynn, Kinley and Cooper

Coaching Experience:

2022-present	New Mexico (Quarterbacks)
2012-21	Cleveland High School (Head Coach)
2010-11	Cleveland High School (Assistant)
2005-09	Clovis High School (Assistant)
2004	Portales High School (Assistant)

Postseason as head coach in HS:

2021	New Mexico 6A State Champions (Undefeated)
2020	New Mexico 6A State Champion (Unofficial, Undefeated)
2019	New Mexico 6A State Champion
2018	New Mexico 6A State Runner Up
2017	New Mexico 6A Semifinals
2016	New Mexico 6A Semifinals
2015	New Mexico 6A State Champions (Undefeated)
2014	New Mexico 6A First Round
2013	New Mexico 5A Semifinals
2012	New Mexico 5A First Round

Coaching Staff

game, setting the state record. Along with his three 6A state titles, Cleveland was district champions five times, and Ridenour is a five-time district coach of the year (2013, 2015, 2017, 2018, 2021). He was also named the 2015 Coach of the Year for all sports and all levels by the New Mexico Sports Hall of Fame.

Before moving into the head coaching slot, Ridenour was Cleveland's offensive coordinator in 2010 and 2011, going 22-2, winning two district titles and winning the 2011 state title with a 13-0 season. He also has served as an assistant at Clovis (2005-09), winning five district titles and finishing as the state runner-up twice. He also spent one year (2004) at Portales High School.

He played collegiately at Eastern New Mexico where he was a three-year starter at quarterback. Along with earning ENMU MVP honors in 2002, he was the Lone Star Conference and Division II National Player of the Week in 2002. A three-time All-Conference pick and a two-time team captain, Ridenour holds the Greyhounds' single-game rushing record with 294 yards. He also played basketball there from 1999-00.

A native of Lovington, New Mexico, he and his wife Erica have three children, Brooklynn 11, Kinley 9 and Cooper 6.



Jake Rothschiller Linebacker

1st season as New Mexico

New Mexico, 2018

Westlake Village, Calif.



@JRothschillerNM

Jake Rothschiller was promoted to the full-time staff in January of 2022, and he currently serves as linebackers coach. He originally joined UNM's staff as a defensive graduate assistant in 2018 after a four-year career as a safety.

Rothschiller joined the Lobos in 2015 as a walk-on and redshirted. He eventually worked his way into a starting position as a safety. He was named both defensive and team MVP in 2017, winning both the Colonel H.J. Golightly Award and the Bill Brannin Award. He also served as a captain that year, voted on by his teammates. His 91-yard interception return for a touchdown in the 2017 opener garnered him Mountain West Defensive Player of the Week honors.

Rothschiller was a two-time Burlsworth nominee, and along with being team captain he was a two-year member of the Leadership Committee.

He served as a graduate assistant for the past four seasons, a natural exten-

sion for a player that everyone from the coaching staff to even media referred to as a "coach on the field". Handling the linebackers will not be new to Rothschiller. Since 2020, he has worked hand-in-hand with Long, coaching the linebackers and breaking down film.

He is one of several UNM graduates that are currently on staff. He earned a pair of degrees from New Mexico, earning a B.A. in psychology in 2017 and a master's in sport administration in 2021.



Jake Rothschiller Profile

Born: March 8, 1995

Hometown: Westlake Village, Calif.

Alma Mater: New Mexico, 2017 (B.A., Psychology); 2021 (M.A., Sport Administration)

Playing Experience: Moorpark College, 2014; New Mexico 2015-17

Family: Single

Coaching Experience:

2022 New Mexico (Linebackers)
2018-21 New Mexico (Graduate Assistant)

Postseason Coached (corresponding to the season, not the actual year of the bowl game):

2015 Gildan New Mexico Bowl (Player)
2016 Gildan New Mexico Bowl (Player)

Coaching Staff



Derrick Baker

Dir. of Ath. Performance

1st season as New Mexico
New Mexico, 2018
Westlake Village, Calif.

Derrick Baker join The University of New Mexico in January of 2022 as the

Director of Athletic Performance, heading the strength and conditioning program for the Lobo Football team. He came to UNM after spending six years with San Diego State. With the Lobo Football program oversees all facets of athletic performance and strength and conditioning for the team.

Baker was a well-known commodity to head coach Danny Gonzales, as the two worked together at San Diego State, where Baker was the strength and conditioning coach for the Aztec track and field/cross country program along with men's golf and football. Baker



started full-time at SDSU in 2015 after spending six months as an intern with the University of California.

With the Cal Bears from January 2015 until July 2015, he assisted with football, men's rowing and men's gymnastics. Prior to his time with Cal, Baker interned for two years with San Diego State.

Baker graduated from San Diego State in 2014 with a degree in kinesiology. While a student at SDSU, he spent two years as the head student manager with SDSU football, conducting daily football operations, assisting with defensive line positions, coordinating practices and games and issuing and maintaining athletic gear and equipment. He is both NSCA and USAW certified.

Derrick Baker Profile

Born: November 1, 1990

Hometown: Columbia, S.C.

Alma Mater: San Diego State, 2014 (B.A., kinesiology)

Playing Experience: None

Family: Single

Coaching Experience:

2022-present New Mexico (Director of Athletic Performance)

2015-21 San Diego State (Assistant Coach - Sport Performance)

2015 California (Sports Performance Intern)

Postseason Coached (corresponding to the season, not the actual year of the bowl game):

2021 Frisco Bowl

2019 New Mexico Bowl

2018 Frisco Bowl

2017 Armed Forces Bowl

2016 Las Vegas Bowl

2015 Hawai'i Bowl

Certifications Earned:

20xx Strength & Conditioning Coach Certified (CSCCa)


20xx Certified Strength & Conditioning Specialist (NSCA)

Support Staff



Gavin Bevis Director of Operations

**27th season as New Mexico
Southwestern, 1977
Wichita, Kan.**



Gavin Bevis is entering his 27th season at the University of New Mexico, and his third back on staff since 2014. He is serving as the Director of Operations.

As the Director, he works behind the scenes of Lobo football with many of the outside and internal constituents to keep Lobo football moving. Bevis, who spent many of his previous years at UNM as the Director of Football Operations and as an Associate Athletic Director, helps to coordinate many of Lobo Football's First Team Booster events, as well as other community outreach events. His

vast knowledge of both the university and the community has proven invaluable for the program.

Bevis was one of the key members of the behind-the-scenes staff that allowed for Lobo Football to play the 2020 season in Las Vegas, Nevada, coordinating breakfast, lunch, dinner and snacks for 43 consecutive days and nights as UNM moved its entire base of operations to a hotel in Las Vegas. Bevis was able to coordinate everything from helping with stadium setup at Sam Boyd Stadium for football practices to getting all logistics set up for home and road games. His veteran leadership and knowledge proved invaluable for a new coaching staff.

His first two years at UNM (1992-93) were spent as the football recruiting coordinator under former head coach Dennis Franchione. Bevis began his career in intercollegiate athletics in 1988 as the outside linebackers coach at Pittsburg (Kan.) State University. He later served at Texas State for two years (1990-91) before coming to New Mexico with Franchione in December of 1991.



Bob Waller Director of Operations

**15th season as New Mexico
Chico State, 1995
Los Angeles, Calif.**

Bob Waller rejoined The University of New Mexico as the Head Athletic Trainer in 2013, overseeing the entire athletic training department at UNM. He served as the lead athletic trainer for the football program until the 2021 season. He currently serves as Associate Athletic Director for Health and Performance and he oversees the entire Athletic Training program along with the entire medical staff and athletic performance. He knows UNM well, as this is his second tour of duty with the program, having served as the associate athletic


trainer from 2003-09 under former boss Dave Binder, whom he replaced in 2013.

Waller came to UNM from fellow Mountain West rival Wyoming, where he was the athletic trainer for the Cowboy Football team, and also oversaw the athletic training unit. Waller served in that capacity from 2009-13.

In addition to serving as the associate athletic trainer at New Mexico from 2003 to 2009, Waller spent four summers, from 2002-2005, working in NFL



Support Staff



Europe. He was an assistant athletic trainer for the Rhein Fire of NFL Europe in 2002. During the summer of 2003, he was hired as the head trainer for the Barcelona Dragons. In the summer of 2004, Waller was head athletic trainer for the Scottish Claymores, and in his final year in NFL Europe he was the head trainer for the Hamburg Sea Devils.

He has served internships with ESPN's X-Games and with the Arizona Cardinals of the NFL. Waller also has worked with the Justin Sports Medicine Team

at rodeo events since 1999.

Waller holds a certification from the National Academy of Sports Medicine as a corrective exercise specialist. He has been certified by the National Athletic Trainers Board of Certification, and has completed his American Heart Association Basic Life Support Certification.

Waller was an accredited clinical instructor at the University of New Mexico, teaching among other things therapeutic modality, therapeutic rehabilitation exercises and athletic training mock/muscle testing.

A former college baseball player at California State University Chico, Waller earned his bachelor's degree in exercise physiology from Chico State in 1995. He then completed a second bachelor's degree in athletic training from New Mexico in 2001, and received his master's degree in sports administration from UNM in 2004.

After graduating from Chico State in 1995 and prior to pursuing his studies at New Mexico, Waller worked at the Kerlan-Jobe Orthopaedic clinic in Los Angeles as a research assistant from 1995-98.

Waller and his wife Addie have three children — a daughter Harlee, and twins Ashtyn and Trace.



Steven Plourde Assoc. Athletic Trainer 2nd season as New Mexico Nebraska 2013 Abilene, Texas


Steve Plourde joined The University of New Mexico in June of 2021 and serves as the Associate Athletic Trainer for the department, and he is the head athletic trainer for the Lobo Football team. He came to UNM after four years at SMU as an assistant. He is very familiar with UNM, having served as a graduate assistant with Lobo football in 2015.

With UNM, he will direct all facets of the athletic training program for Lobo Football, including prevention and treatment of injuries and working with Bob Waller and the UNM medical team on prevention, diagnosis and best practices.

He spent four years (2017-21) as an assistant athletic trainer at SMU in Dallas, Texas. Plourde's primary responsibility was football and men's golf. He also served as the Director of the SMU Internship Program and also served as a clinical preceptor in conjunction with the UTA, UI, and UNO Accredited Sports Medicine Programs.

Prior to SMU, Plourde spent two seasons as an intern athletic trainer for the Oakland Raiders from 2015-2017. He received his bachelor's degree in athletic training from the University of Nebraska in 2013. He also earned his master's degree in sports administration from the University of New Mexico in 2015, while serving as a graduate assistant athletic trainer for the football team. He also assisted with UNM golf, skiing, baseball, men's basketball and track and field.

Plourde holds two certifications from the National Academy of Sports Medicine as a Corrective Exercise Specialist and Performance Enhancement Specialist. He has an advanced certification for dry needling for orthopedic rehabilitation and sport performance. He also holds certifications in CPR and AED from the American Heart Association. Plourde is originally from Abilene, Texas. He and his wife, Amanda, have a daughter, Nora, and a dog, Nyla.



Support Staff



Ashley Nowak
Assoc. Dir. of
Equipment Ops - FB
1st year at New Mexico
Aurora, 2015
@UNMLoboEquip

Ashley Nowak joined The University of New Mexico family in March of 2022 and she serves as Associate Director of Equipment Operations – Football.

Nowak comes to UNM after spending the last four years at Southern Illinois where she served as the assistant director of equipment operations. With Southern Illinois she worked with all 16 Saluki programs including the Saluki football program.

With UNM, Nowak will work exclusively with the Lobo Football program, directing all facets of the team's equipment needs. Along with handling all of the teams' gear, uniforms and practice uniforms, Nowak will direct a student staff that is essential in helping run UNM's practices and training operations.

While at Southern Illinois, Nowak also served as the Track Office Coordinator for the Bloomington Gold Corvettes. Prior to SIU, Nowak spent a year at William & Mary as an assistant equipment manager. She earned two degrees from Aurora University earning her bachelor's in business administration and management in 2015 and her master's degree in business administration in 2017.

While at Aurora she served as Head Student Basketball Manager for the men's basketball team and she spent her postgraduate years as a football team equipment manager for two seasons.



Dante Caro
Defensive G.A.
2nd year at New Mexico
New Mexico, 2014
Las Cruces, N.M.
@dcaro_UNM

Dante Caro rejoined the Lobo family in 2021 as currently serves as a graduate assistant with the defense.

Caro will work with UNM's cornerbacks, handling practice planning, film breakdown and on-the-field coaching. He also will help with statistical analysis and film preparation.

He graduated in 2014 from UNM, where he was a four-year letterwinner at safety and kick returner, recording 53 tackles as a senior. He also was the starting QB for the 2008 Class 5A state champion Las Cruces Bulldogs.



Matt Clark
Offensive G.A.
3rd year at New Mexico
Western Illinois, 2020
Prospect, Ky.
@CoachMClark

Matt Clark joined the Lobos in 2019 as an offensive graduate assistant, coming to UNM after playing at Western Illinois, where he played for two seasons after transferring from Eastern Kentucky.

With the offense, Clark will work with UNM's tight ends, handling practice planning, film breakdown and on-the-field coaching. He also will help with statistical analysis and film preparation.

At Western Illinois, Clark caught 12 passes for 117 yards as a senior, earning the Missouri Valley Football Conference President's Council Award and being named to the MVFC Honor Roll.

Clark graduated from Eastern Kentucky in 2018 with a degree in finance, and he graduated from Western Illinois in the spring of 2020 with a master's degree in sports management. This is his first post graduate coaching position.



Byron Bell
Offensive G.A.
1st year at New Mexico
New Mexico, 2021
Greenville, Texas

Byron Bell rejoined the Lobo family in 2022 as currently serves as a graduate assistant with the offense.

Bell will work with UNM's offensive line, handling practice planning, film breakdown and on-the-field coaching. He also will help with statistical analysis and film preparation.

Bell was a terrific undergraduate player with the Lobos, earning three letters and starting 36 games and playing in 37, winning the Outstanding Lineman Award in 2010.

Bell went undrafted out of UNM, but carved out a productive eight-year NFL career, playing for Carolina, Tennes-






Support Staff

see, Dallas and Green Bay. Overall, he played in 102 NFL games, starting 83.

After leaving UNM in 2010 after his junior season, he came back after his playing career and earned his degree in liberal arts in 2021.



Trey Lomax
Defensive G.A.
1st year at New Mexico
San Diego State, 2017
San Diego, Calif.
@treyloww



Trey Lomax joined the Lobo family in 2022 as currently serves as a graduate assistant with the defense.

Lomax will work with UNM's defensive line, handling practice planning, film breakdown and on-the-field coaching. He also will help with statistical analysis and film preparation.

Lomax was familiar to head coach Danny Gonzales after a stellar career at San Diego State which saw him letter four times from 2014-17. At SDSU he was a team captain and earned the Peterson Memorial Trophy as a senior. He finished his Aztec career with 175 tackles, 8.0 TFLs, 14 pass

breakups, three interceptions, three fumble recoveries and a sack.



Paul Kasero
Video Coordinator
18th year at New Mexico
New Mexico, 19xx
Albuquerque, N.M.

Paul Kasero joined The University of New Mexico in 2005 as an assistant in the video room for the Lobo Football Team. In 2021, he was named the teams' Video Coordinator.

Kasero is responsible for all of the teams' video needs. He oversees all practice video and coordinates all filming and angles, making sure that its available as soon as practice is over. He handles many aspects of filming games and practices personally, cutting up film and coding it based on the offense, defense, down and distance. He also helps set up all of the coaches iPad on the road so that coaches can get a start on breaking down the latest game.



Tim Gray
Asst. Dir. of Ath. Performance
1st year at New Mexico
San Diego State, 2019
San Diego, Calif.



Tim Gray joined the Lobo Family in February of 2022 and he serves as an assistant director of athletic performance. He works with the football and baseball programs.

Gray came to UNM from a 10-month stint as a graduate assistant with Houston Baptist where he worked with a variety of programs, including the football team. He also spent time with the Los Angeles Chargers as an intern in the equipment area.

Gray is well known to several members of the coaching staff, having spent nearly four years at San Diego State University including two and a

half years working in the strength and conditioning area, working with football, swimming and diving, track & field, cross country and men's golf. He is certified by USA Weightlifting and he is a certified Strength and Conditioning Specialist.

Gray earned his bachelor's in kinesiology in 2019 from San Diego State.



Sukhdeep Mahein
Ath. Performance G.A.
2nd year at New Mexico
Washington State, 2021
Folsom, Calif.



Sukhdeep Mahein joined the Lobo Family in the fall of 2021 and he serves as the athletic performance graduate assistant, working with Lobo Football.

Deep handles many tasks with Lobo Football, including working with UNM's rehabing and injured players.

Mahein came to UNM from Washington State, where he served as a Kinesiology Activity Instructor, a certified personal trainer and working in the weight room.

He was familiar to head coach Danny Gonzales from his time at Arizona State, where he served as an intern in the Strength and Conditioning office,

Support Staff

where he was responsible for programming, coaching and rehabilitating injured players.

Mahein's college coaching start came at Washington State, where in his first term of service he served as an associate strength and conditioning coach and intern, working with baseball and men's basketball as well as women's soccer.

Mahein, who is on track to graduate with a master's of science in kinesiology and exercise science from UNM, earned a bachelor's of science in kinesiology and exercise science from Washington State in 2021.

He is certified as a certified personal trainer, a USAW Level 1 Coach, in mental health first aid, in first aid/CPR and as a Level 1 coach in functional moving.



Geno Ramsey, Jr.
Director of Recruiting
1st year at New Mexico
Post, 2017
Perris, Calif.
@GenoRamsey

Geno Ramsey, Jr. joined the Lobo Football Family in June, 2022 and he serves as Director of Recruiting. He came to the Duke City after 12 seasons in San Jacinto, Calif. as the Recruiting Coordinator and Wide Receiver coach for the Mt. San Jacinto College Eagles.

In 2021, Mt. San Jacinto Eagle receivers were outstanding, led by All-California Wide Receiver Rashoud Shelton, who earned All Mountain Conference and All-California post season awards. He finished the season in the top five in California for yards per game. Geno's offensive acumen mentored and enhanced Mt. San Jacinto College offense to be ranked No. 1 in the state of California for all Junior Colleges and with offensive production amassing over 500 yds offensively. Mt. San Jacinto College won the American Division Championship and Conference Championship in 2021.

Ramsey has maintained a high-level pedigree in player development and has an extensive eye for talent. Geno's offensive and defensive knowledge and strong relationships with high school head coaches in the Riverside and San Bernadino Counties helped contribute to Mt. San Jacinto's successes. More than 80 percent of MSJC's football roster can be attributed to Geno's relentless recruiting efforts.

Prior to coaching wide receivers, he served as secondary coach (2010-17) and developed over 20 players in a span of seven years to earn Division I scholarships. He produced a No. 1 Passing Defense ranking. Ramsey is no stranger to Gonzales, as his relentless work ethic and high-level attention to detail served well working alongside Coach Gonzales at San Diego State football camps.

Prior to Mt. San Jacinto College, Ramsey coached for Ron Ponciano at Citrus College in 2009 as cornerbacks coach. In a single season, Geno helped develop two defensive backs to earn Division I scholarships.

Geno began his coaching career at Paloma Valley High School and helped led the Wildcats to five consecutive league championships. He has a master's degree in Educational Technology and bachelor's degree in Computer Information Systems-Networking at Post University.

Geno played Wide Receiver at Perris High School and was part of the No. 1 offense in Riverside County in 1996. He earned a full ride scholarship to Idaho State for head coach Larry Lewis, where he was coached by position coach James Franklin, who now is Penn State's head coach. Geno has a spouse, Madie, and two kids, Ariana and Jace Ramsey.



Jalen Harvey
Dir. of Player Development
1st year at New Mexico
Arizona State, 2019
EL Cerrito, Calif.
@lamJalenHarvey

Jalen Harvey joined the Lobo family in July of 2022 and he serves as the director of player development. Harvey comes to UNM after previously serving an internship with the program and a solid playing career at Arizona State.

As Director of Player Development, Harvey will serve as a liaison for the 100+ members of the Lobo Football team, working with onboarding players into the program, and helping new members of the team to adjust to collegiate athletics.

Harvey will also serve as a central figure for the team to the various constituents around UNM's campus and the Albuquerque community, and he will handle many aspects of player relations, including helping veteran players as they transition from seniors to alums.

Harvey was well known to Gonzales having most recently served as an intern within the program for the spring of 2022, holding down a variety of administrative tasks from preparing game footage for the coaching staff to coding and logging plays into various computerized data and spreadsheets.

A former Scholar Baller at Arizona State, Harvey played defensive back and receiver with the Sun Devils from 2014 through the 2019 season. A terrific offensive player over his first four seasons (establishing career-highs of 33 catches and 558 yards as a junior), Harvey moved to the defensive side of the ball as a senior, playing safety. There, he finished second on the team in tackles with 70, despite missing three games. He earned the ASU Darren Woodson Outstanding Secondary honor after his senior season.

His work on both sides of the ball as a player, along with his history of giving back to the community as a student-athlete should serve him well in the role of director of player development. As ASU he volunteered his time, serving at schools, churches and hospitals as a part of ASU's community outreach program, and he served a 240-hour internship with two Boys & Girls Clubs as a mentor and coach.

All told, he played in 38 games for the Sun Devils. He graduated twice from the university, earning a bachelor's in interdisciplinary studies in 2019 and a master's in liberal arts in 2020.



Frank Mercogliano
Asst. A.D./Communications
13th year at New Mexico
UNC Pembroke, 1992
Massapequa, N.Y.
@fmmercogliano

Frank Mercogliano joined UNM Athletics in August of 2010 as the Assistant Athletic Director of Communications, and he oversees the entire communications office for the Lobos. He became the primary football contact in 2014 for Lobo football after spending four years publicizing UNM's nationally-ranked men's basketball program. He currently also oversees publicity for men's and women's tennis.

In 2021, Mercogliano led a communications staff that earned the department's first FWAA Super 11 Award for the top 11 FBS communications offices. It was UNM's first press box citation of any kind in 33 years.

As a member of the Lobo staff, Mercogliano has been invited to speak several times at CoSIDA/NACDA conventions on a variety of topics from student-athlete interview techniques to work-life balance to a 2019 panel on crisis communi-



Support Staff

cations. He has taken part in several hiring searches and works closely with the university's Marketing and Communications to coordinate many of UNM's releases and news items. He also oversees all press conferences and major announcements.

He came to Albuquerque after a 12-year stint at Idaho State University where he was the Assistant Athletic Director for Media Relations. At Idaho State he handled all aspects of media relations for football, men's basketball, and softball, as well as academic honors. He also oversaw all departmental publications as well as the sports of soccer and softball.


Ironically, the first football game he worked at Idaho State saw the Bengals travel to New Mexico, a 38-9 Lobo victory. While at Idaho State, Mercogliano has served as the Media Coordinator for several Big Sky Championships, and he has worked on the media operations staff for the 2005, 2009, and 2010 NCAA Men's Basketball West Regionals as well as the 2002 NCAA Women's Basketball West Regional, the 1999 NCAA Track and Field National Championships and the 2000 NCAA Gymnastics National Championships.

He has also served on the membership board of the Idaho State University Council of Professional Employees (COPE). In 2003 and 2007 he served as a panelist for the SID Town Meeting at the CoSIDA Convention, discussing current events in intercollegiate athletics as it relates to sports information. Mercogliano had spent the previous four years as the Director of Sports Information at Augusta State University, where he helped publicize the Jaguars in eight NCAA national tournament appearances. At ASU, Mercogliano was responsible for the publicity of 11 sports, 10 on the NCAA Division II level, and the Division I men's golf team, which made three national tournament appearances during his tenure.

He also served as the first full-time SID at Belmont Abbey College, where he also held the dual title of Carolinas Conference Media Relations Director. While there he also coached South Point High School's soccer team to a two-year record of 30-7-3. In 1993 he was named "Region X Coach of the Year", and was a runner-up for North Carolina Coach of the Year honors.

During his stay in Augusta, Mercogliano served as the official scorer and musical operations director for the Augusta GreenJackets, the Class A affiliate of the Pittsburgh Pirates. Twice, Mercogliano was pressed into emergency service as an umpire for the South Atlantic League when the regular umpires became too ill to work. He also served as color analyst for Augusta State basketball as well as handling play-by-play duties for the WRDW Game of the Week in football, basketball and baseball. Mercogliano is a 1992 graduate of the University of North Carolina at Pembroke, where he earned a degree in communications with an emphasis in public relations. In Albuquerque, he has continued on that path, serving as a play-by-play broadcaster for select internet broadcasts of Lobo soccer, baseball and softball. He also has served as an official scorer and datacaster for the Albuquerque Isotopes since 2011.

His wife Melissa graduated from Idaho State and currently teaches in the Rio Rancho school district. They have three daughters: Jessica, Kristina, and Angela. He earned his master's degree in athletic administration from Idaho State in the summer of 2006 after earning a bachelor's degree in English with a P.R. and communications emphasis from UNC Pembroke (then Pembroke State) in 1992, where he was a four-year letterwinner in men's soccer as a goalkeeper.



COMMS NEW MEXICO LOBOS
FRANK MERCOGLIANO



Tara Arrieta
Exec. Asst. to Head
Coach/Dir. of Nutrition
2nd year at New Mexico
New Mexico, 2005
Albuquerque, N.M.

Tara Arrieta joined the Lobo family in the summer of 2021 and she serves as the executive assistant to the head coach as well as director of nutrition and on-campus recruiting.

Arrieta works closely with the strength and conditioning and training staffs to ensure that each position group has proper nutrition before and after practice and conditioning sessions.

She also serves an important role in setting up UNM's on-campus recruiting visits and coordinating all of the activities and meetings on those visits.

Arrieta has served as an independent nutritionist and certified trainer since 2008, specializing in meal planning and customized nutrition programs.

She has also served as a community relations manager and an instructor at Cyclebar.

She earned a bachelor's of science in nutrition/dietetics in 2005 from The University of New Mexico. Tara has a daughter, Ava.



NUTR NEW MEXICO LOBOS
TARA ARRIETTA



MKTG NEW MEXICO LOBOS
DREW PATTERSON



ATC NEW MEXICO LOBOS
MICHAEL RADLE



ATC NEW MEXICO LOBOS
SASHA BELLIOTTI



ATC NEW MEXICO LOBOS
ELLIOT CRYNES



2022 Numerical Roster

No.	Name	Pos.	Ht.	Wt.	Cl-Exp.	Hometown (Last School)	Pronunciation
2	Jah'Mar Sanders	WR	5-9	160	Fr-HS#	Port Arthur, Texas (Port Arthur HS)	jah MAR
3	Jace Taylor	WR	6-5	210	Jr*-2VL#	Lake Havasu, Ariz. (Lake Havasu HS)	
4	Bobby Wooden	RB	5-11	190	Jr*-2VL#	Pearland, Texas (Dawson HS)	
4	A.J. Odums	CB	5-11	170	So-1VL#	Houston, Texas (Westfield HS)	
5	Miles Kendrick	QB	5-10	205	Sr-TR	Morgan Hill, Calif. (Kansas/Valley Christian HS)	
5	Jer' Marius Lewis	S	5-11	185	Fr-HS#	Summit, Miss. (North Pike HS)	
6	Isaiah Chavez	QB	6-0	195	So-1VL	Rio Rancho, N.M. (Rio Rancho HS)	
6	Ronald Wilson	S	5-10	185	So-1VL#	Fort Worth, Texas (North Crowley HS)	
7	CJ Montes	QB	6-2	190	Fr-RS	Pasadena, Calif. (Paraclete HS)	
7	Tavian Combs	S	6-2	200	Jr*-2VL#	Amarillo, Texas (Randall HS)	
8	Geordan Porter	WR	6-1	195	Sr*-TR	Rancho Cucamonga, Calif. (Arizona State/Etiwanda HS)	Jordan
8	Donte Martin	CB	5-10	185	Sr*-3VL-RS	Oxnard, Calif. (Rio Mesa HS)	Like the famous "Inferno"
9	Sherod White	RB	5-9	195	Jr-JC	Menifee, Calif. (Mt. San Jacinto JC/Heritage HS)	
9	Jerrick Reed II	S	5-10	195	Sr&-3VL-JC#	Olive Branch, Miss. (NW Mississippi CC/Olive Branch HS)	
10	Trae Hall	WR	6-2	185	Sr*-3VL-RS	Henderson, Texas (Henderson HS)	
10	Aaron Rodriguez	P	6-0	200	Jr*-1VL	Newhall, Calif. (Missouri/Hart HS)	
11	Andrew Erickson	WR	6-2	205	Jr*-2VL-2RS	Albuquerque, N.M. (Manzano HS)	
11	Xavier Hailey	S	5-11	175	Fr-RS	Tulare, Calif. (Tulare Union HS)	zay VEE YER
12	Justin Holaday	QB	6-3	200	So-JC	Lemoore, Calif. (Fresno City JC/Lemoore HS)	
12	Antonio Hunt	CB	5-10	175	Sr*-2VL-RS	Lancaster, Calif. (College of the Canyons/Paraclete HS)	
13	Bryson Taylor	CB	6-2	175	Fr-HS#	Hoschton, Ga. (Mill Creek HS)	
14	Duece Jones	WR	6-0	180	So-1VL-RS	Baton Rouge, La. (Broadmoor HS)	
14	Kalen Woods	S	6-3	170	Fr-HS#	Oakland, Calif. (Fremont HS)	
15	Luke Wysong	WR	5-10	180	So-1VL#	Rio Rancho, N.M. (Cleveland HS)	WHY SONG
16	Connor Genal	QB	6-5	210	Jr*-1VL-1SQ-RS	Santa Fe Springs, Calif. (St. Paul HS)	jen AL
16	Benji Johnson	S	6-4	200	Fr-RS	Hooks, Texas (Hooks HS)	
17	Josh Williamson	S	6-2	175	So-JC#	Tampa, Fla. (Reedley JC/Blake HS)	
18	Alec Marengo	LB	6-3	220	So-1VL#	El Paso, Texas (Burgess HS)	ma REN co
19	Tristan White	WR	5-9	165	Fr-HS#	Fort Worth, Texas (North Crowley HS)	
19	Bear Milacek	LB	6-3	195	Fr-RS	Anthem, Ariz. (Boulder Creek HS)	mil AH check
20	Jacob Trussell	TE	6-6	205	Fr-RS	Georgetown, Texas (Georgetown HS)	
20	Andrell Barney, Jr.	CB	5-11	175	Fr-RS	Chandler, Ariz. (Basha HS)	
21	Chad Alexander	RB	5-6	190	Jr*-2VL-RS	New Orleans, La. (Landry-Walker HS)	
21	Zach Morris	CB	6-1	185	Fr-HS#	Flower Mound, Texas (Marcus HS)	
22	Christian Washington	RB	5-10	200	Fr-HS#	San Diego, Calif. (Helix HS)	
22	Christian Ellis	S	6-1	200	Fr-HS#	Jacksonville, Fla. (Edward H. White HS)	
23	Zach Vigil	RB	5-10	185	Fr-HS#	Rio Rancho, N.M. (Rio Rancho HS)	VEE hikk
23	Hunter Sellers	DB	5-11	180	So-TR	College Park, Ga. (Pittsburgh/Woodward Academy)	
25	Nate Jones	RB	5-11	200	So*-1VL-RS	Bellflower, Calif. (St. John Bosco HS)	
26	Myron Carter	RB	5-9	190	Fr-HS#	Houston, Texas (Spring HS)	
26	Tate Zimmerman	LB	6-1	210	Fr-HS#	Irvine, Calif. (Irvine HS)	
27	Charles Steinkamp	K-P	6-5	195	Fr-HS	Los Alamos, N.M. (Los Alamos HS)	
27	Jaylen Morgan	RB	5-8	195	Jr-TR	Rio Rancho, N.M. (New Mexico Highlands/Rio Rancho HS)	
28	Jaden Hullaby	TE	6-2	240	So-TR	Dallas, Texas (Texas/Mansfield Timberview HS)	
28	A.J. Haulcy	S	5-11	220	Fr-HS#	Missouri City, Texas (Fort Bend Marshall HS)	HALL see
29	Dennis Hayden	RB	5-10	195	Sr-TR	Albuquerque, N.M. (Eastern New Mexico/Sandia HS)	
30	Ray Leutele	LB	5-11	225	Jr*-2VL#	Anaheim, Calif. (Mater Dei HS)	lay OO TELL ay
31	Jalen Washington	LB	6-0	220	Fr-TR	Rio Rancho, N.M. (New Mexico State/Cleveland HS)	
32	Ray Iwai	RB	5-5	170	Fr-HS#	Mitaka-City, Japan (Kosei-Gakuen HS)	Just say the letters E Y
33	Josh Howes	LB	5-10	195	Fr-RS	Rio Rancho, N.M. (Rio Rancho HS)	
34	Leonardo Gallegos	LB	5-10	200	So-HS	Albuquerque, N.M. (Atrisco Heritage HS)	guy YEAH ghos
35	George Steinkamp	K	6-2	195	Sr&-2VL	Los Alamos, N.M. (Los Alamos HS)	
35	Semaj Sims	LB	6-1	210	So-1SQ-RS	Oakland, Calif. (McClymonds HS)	seh MAAZH
36	Syair Riley	LB	6-0	235	Jr*-2VL#	Inglewood, Calif. (Palisades HS)	sigh AIR
37	Blaine Smith	S	5-10	175	So-JC	Albuquerque, N.M. (New Mexico Military Inst./La Cueva HS)	
38	David Murphy	S	5-11	190	Fr-HS#	Rio Rancho, N.M. (Cleveland HS)	
41	Connor Witthoft	TE	6-3	240	Jr*-2VL#	Tucson, Ariz. (Salpointe Catholic HS)	witt HOFT
41	Hunter Haemker	LB	6-2	215	Fr-HS#	Albuquerque, N.M. (La Cueva HS)	HAM ker
42	Dion Hunter	LB	6-2	225	So-1VL-RS	Rio Rancho, N.M. (Cleveland HS)	
44	Reco Hannah	LB	6-2	210	Sr&-2VL-RS	Wedowee, Ala. (Highland CC/Randolph County HS)	
45	Will Dennis	TE	6-4	240	Jr-JC	Overland Park, Kan. (Coffeyville CC/Oklahoma/Blue Valley NW HS)	REE coh
45	Kyler Drake	END	6-4	265	So-1VL-RS	San Bernardino, Calif. (Carter HS)	
46	Isaiah Perez	LS	5-11	210	Sr&-1VL	Carlsbad, N.M. (Western New Mexico/Carlsbad HS)	
47	Caleb Marra	TE	6-4	225	So-1SQ-RS	Albuquerque, N.M. (La Cueva HS)	
47	Jared Long	P	6-1	195	So-1VL-RS	Albuquerque, N.M. (Del Norte HS)	
48	Jimmy Gallegos	LB	5-10	220	So-JC	Albuquerque, N.M. (New Mexico Military Inst./Volcano Vista HS)	guy YEAH ghos
49	Marquis Jones	LB	6-1	220	Fr-HS#	Ocala, Fla. (Trinity Catholic HS)	JAY shawn
50	Ja'Shon Lowery	LB	6-5	225	Fr-RS	Albuquerque, N.M. (La Cueva HS)	



2022 Numerical Roster

No.	Name	Pos.	Ht.	Wt.	Cl-Exp.	Hometown (Last School)	Pronunciation
51	CJ James	OL	6-4	290	So-TR	Springfield, Mass. (Abilene Christian/Lackawanna JC/Springfield Central HS)	
51	Bryce Santana	END	6-3	275	So-1VL-RS	Los Lunas, N.M. (Los Lunas HS)	
52	Ian Shewell	END	6-3	250	So*-1VL-RS	Gilbert, Ariz. (Williams Field HS)	
53	Larry Allen III	DL	6-1	280	Jr-1SQ-RS	Rio Rancho, N.M. (Rio Rancho HS)	
54	Adam Gay	OL	6-5	285	Sr&-1SQ-RS	Albuquerque, N.M. (New Mexico Highlands/Volcano Vista HS)	
54	Zach Doyle	DL	6-1	275	Fr-HS#	Los Lunas, N.M. (Los Lunas HS)	
55	Radson Jang	OL	6-2	255	Sr&-2VL-2SQ-RS	Honolulu, Haw. (Army Prep/Kamehameha HS)	pronounce the j
55	JD Roberts	LB	6-2	220	Fr-RS	Scottsdale, Ariz. (Notre Dame Prep)	
56	Avery Burt	DL	6-1	250	So-JC	Oakland, Calif. (Contra Costa College/Oregon/Berkeley HS)	
57	Keith Alvarado	NT	6-2	265	So-1SQ-RS	Albuquerque, N.M. (Sandia HS)	
58	Cody Moon	LB	6-2	205	So-1VL-RS	Albuquerque, N.M. (Volcano Vista HS)	
59	CJ Henry	LB	5-11	245	Fr-RS	Lawndale, Calif. (Cathedral HS)	
60	Jacob Webb	OL	6-5	325	Fr-RS	Chino, Calif. (Diamond Ranch, Calif.)	
62	Carlos Lovato	OL	6-0	315	Fr-RS	Albuquerque, N.M. (Albuquerque HS)	
64	Donald Dixon III	OL	6-3	275	Fr-HS#	Oxnard, Calif. (Pacifica HS)	
66	Tavien Ford	OL	6-3	290	So-JC	Charlotte, N.C. (Georgia Military College/Olympic HS)	
66	Jaxon Powell	DE	6-3	250	Fr-HS#	Albuquerque, N.M. (Manzano HS)	
67	Isaak Gutierrez	OL	6-3	295	Sr*-2VL	Eureka, Calif. (Butte College/Eureka HS)	
68	Shancco "Ise" Matautia	OL	6-2	340	Fr-RS	Anaheim, California (Serve HS)	shan COE "EE SAY" MAH TAH oo TEE ya
70	Isaiah Sillemmon	OL	6-3	295	Fr-RS	Dallas, Texas (Lancaster HS)	sill IH MON
71	Jonathan Rivera	OL	6-7	270	So-HS	Albuquerque, N.M. (Sandia HS)	
72	Zaccheaus Williams	OL	6-4	300	So-JC	Jackson, Miss. (Mississippi Gulf Coast College/Callaway HS)	
73	DJ Wingfield	OL	6-4	310	Jr-JC	Los Angeles, Calif. (El Camino JC/Redondo Union HS)	
74	Greg Brown II	OL	6-1	300	So-1SQ-RS	Pearland, Texas (Shadow Creek HS)	
75	JC Davis	OL	6-5	320	So-JC	Oakland, Calif. (Contra Costa College/McClymonds HS)	
76	Vincent Santos	OL	6-4	310	So-1SQ-RS	Chula Vista, Calif. (Naval Prep/Eastlake HS)	
77	Jer' Marques Bailey	OL	6-6	330	So-1SQ-RS	Humble, Texas (Atascocita HS)	JER mar KEZ
78	Arrison Cole	OL	6-7	310	Fr-RS	Suwanee, Ga. (Lambert HS)	
79	Walter Baca	OL	6-1	285	So-1SQ-RS	Los Lunas, N.M. (Los Lunas HS)	
80	Michael Buckley	WR	5-11	175	Fr-RS	Cabo San Lucas, Mexico (Santa Margarita HS {Calif.})	
81	Elijah Queen	TE	6-5	230	Jr*-2VL#	Carson, Calif. (Narbonne HS)	
82	Austin Erickson	WR	6-0	180	So-1VL-RS	Albuquerque, N.M. (Manzano HS)	
83	Kade Zimmerman	WR	6-3	190	Fr-TR	Irvine, Calif. (Black Hills State/Irvine HS)	
85	Trace Bruckler	TE	6-3	225	So-1VL#	Frisco, Texas (Lone Star HS)	
86	Kai Jessie	WR	6-5	190	Fr-RS	San Diego, Calif. (Patrick Henry HS)	
89	Elijah Spaulding	WR	6-2	205	Fr-HS#	Albuquerque, N.M. (Cibola HS)	
89	David Rowaiye	DE	6-5	270	Fr-HS#	Oklahoma City, Okla. (Southeast HS)	row WHY yeah
90	Tyler Kiehne	DE	6-3	250	Fr-TR	Los Lunas, N.M. (UCLA/Los Lunas HS)	
91	OJ Bartley	NT	6-2	265	So-1VL-RS	Pagai, American Samoa (Edison HS)	
92	Omar Darame	END	6-3	250	Jr*-1VL-1SQ-RS	Arlington, Texas (Sam Houston HS)	duh RAH may
94	Luke Drzewiecki	K	6-0	180	Fr-HS#	Shelby Township, Mich. (Utica Eisenhower HS)	driz WICK ee
94	Landon Williams	END	6-4	225	Fr-HS#	Albuquerque, N.M. (Albuquerque HS)	
95	Jake Saltonstall	END	6-4	260	Sr*-2VL	Morgan Hill, Calif. (Foothill College/Live Oak HS)	
97	Justin Harris	END	6-6	255	Sr&-2VL-1SQ	Gonzalez, Louisiana (Hutchinson CC/Baylor/East Ascension HS)	
98	Max Elkmann	END	6-6	235	Fr-HS#	Dallas, Texas (Woodrow Wilson HS)	
99	Jaden Phillips	DL	6-2	270	So-1VL#	Clovis, N.M. (Clovis HS)	

#denotes has a redshirt year available

*denotes has a super senior year available due to the COVID 2020 season

&denotes utilizing his super senior season due to the COVID 2020 season

Coaching Staff

Head Coach: Danny Gonzales (New Mexico, 1998)

Offensive Coordinator/TEs: Derek Warehime (Tulsa, 2006)

Defensive Coordinator: Rocky Long (New Mexico, 1971)

Special Teams Coordinator/RBs: Jamie Christian (Central Washington, 1999)

Receivers: Brandon Blackmon (Tennessee State, 2008)

Defensive Line: Jerome Haywood (San Diego State, 2002)

Safeties: David Howes (New Mexico, 1997)

Offensive Line: Jason Lenzmeier (New Mexico, 2005)

Quarterbacks: Heath Ridenour (Eastern New Mexico, 2003)

Cornerbacks: Troy Reffett (UTEP, 1990)

Linebackers: Jake Rothschilder (New Mexico, 2018)

Offensive Graduate Assistants: Byron Bell, Matt Clark

Defensive Graduate Assistants: Dante Caro, Trey Lomax

Director of Operations: Gavin Bevis

Operations Graduate Assistant: Ben Maurer

Director of Athletic Performance: Derrick Baker

Asst. Director of Athletic Performance: Tim Gray

Athletic Performance Graduate Assistant: Sukhdeep Mahein

Equipment Director: Ashley Nowak

Video Coordinator: Paul Kasero

Athletic Director: Eddie Nuñez

Assistant Athletics Director/Communications (Primary Contact): Frank Mercogliano

[illegible]

Reco Hannah Wedowee

Bear Milacek..... Anthem
Andrell Barney, Jr. Chandler
Ian Shewell Gilbert
Jace Taylor Lake Havasu
Connor Witthoft Tucson
JD Roberts Scottsdale

Ray Leutele	Anaheim
Shancco "Ise" Matautia	Anaheim
Nate Jones	Bellflower
Elijah Queen	Carson
Jacob Webb	Chino
Vincent Santos	Chula Vista
Isaak Gutierrez	Eureka
Syairé Riley	Inglewood
Kade Zimmerman	Irvine
Tate Zimmerman	Irvine
Antonio Hunt	Lancaster
CJ Henry	Lawndale
Justin Holaday	Lemoore
DJ Wingfield	Los Angeles
Sherod White	Menifee
Miles Kendrick	Morgan Hill
Jake Saltonstall	Morgan Hill
Aaron Rodriguez	Newhall
Avery Burt	Oakland
JC Davis	Oakland
Semaj Sims	Oakland
Kalen Woods	Oakland
Donald Dixon III	Oxnard
Donte Martin	Oxnard
CJ Montes	Pasadena
Geordan Porter	Rancho Cucamonga
Kyler Drake	San Bernardino

Kai Jessie..... San Diego
Christian Washington San Diego
Connor Genal Santa Fe Springs
Xavier Hailey..... Tulare

Christian Ellis Jacksonville
Marquis Jones Ocala
Josh Williamson..... Tampa

Hunter Sellers..... College Park
Bryson Taylor..... Hoschton
Arrison Cole..... Suwanee

Radson Jang..... Honolulu

Will Dennis Overland Park

Duece Jones.....Baton Rouge
Justin Harris.....Gonzalez
Chad Alexander New Orleans

Collin James.....Springfield

Luke Drzewiecki Shelby Township

Zaccheaus Williams Jackson
Jerrick Reed II Olive Branch
Jer'Marius Lewis Summit

Keith Alvarado	Albuquerque
Andrew Erickson	Albuquerque
Austin Erickson	Albuquerque
Jimmy Gallegos	Albuquerque
Leonardo Gallegos	Albuquerque
Adam Gay	Albuquerque
Hunter Haemker	Albuquerque
Dennis Hayden	Albuquerque
Jared Long	Albuquerque
Carlos Lovato	Albuquerque
Ja'Shon Lowery	Albuquerque
Caleb Marra	Albuquerque
Cody Moon	Albuquerque
Jaxon Powell	Albuquerque
Jonathan Rivera	Albuquerque
Blaine Smith	Albuquerque
Elijah Spaulding	Albuquerque
Landon Williams	Albuquerque
Isaiah Perez	Carlsbad
Jaden Phillips	Clovis
Charles Steinkamp	Loa Alamos
George Steinkamp	Los Alamos
Walter Baca	Los Lunas
Zach Doyle	Los Lunas
Tyler Kiehne	Los Lunas
Bryce Santana	Los Lunas
Larry Allen III	Rio Rancho
Isaiah Chavez	Rio Rancho
Josh Howes	Rio Rancho
Dion Hunter	Rio Rancho
Jaylen Morgan	Rio Rancho
David Murphy	Rio Rancho
Zach Vigil	Rio Rancho
Jalen Washington	Rio Rancho
Luke Wysong	Rio Rancho

Tavien Ford Charlotte

David RowaiveOklahoma City

Tavian Combs.....	Amarillo
Omar Darame.....	Arlington
Max Elkman.....	Dallas
Jaden Hullaby.....	Dallas
Isaiah Sillemon.....	Dallas
Alec Marengo.....	El Paso
Zach Morris.....	Flower Mound
Tristan White.....	Ft. Worth
Ronald Wilson.....	Ft. Worth
Trace Bruckler.....	Frisco
Jacob Trussell.....	Georgetown
Trae Hall.....	Henderson
Benji Johnson.....	Hooks
Myron Carter.....	Houston
A.J. Odums.....	Houston
Jer' Marques Bailey.....	Humble
A.J. Haulcy.....	Missouri City
Greg Brown II.....	Pearland
Bobby Wooden.....	Pearland
Jah' Mar Sanders.....	Port Arthur

OJ BartleyPagai

Ray Iwai Mitika City

Michael Buckley Cabo San Lucas



Player Biographies



Chad Alexander Running Back

5-6 | 190 | Jr* | 2VL-RS
New Orleans, La.
Landry-Walker HS

21

Chad Alexander Career Statistics

Year	GP	Rec	Yards	TD	Long	Att	Yards	TD	Long
2019	4	0	0	0	0	5	25	0	7
2020	6	5	10	0	6	3	14	0	9
2021	7	6	12	0	14	9	41	0	8
Totals	17	11	22	0	14	17	80	0	9


Career Highs - Rushing: Carries - 5 vs. Air Force, 11/23/19; Yards - 25 vs. Air Force, 11/23/19; Rush - 9 vs. Nevada, 11/14/20.

Career High - Receiving: Receptions - 4 vs. Air Force, 11/23/19; Yards 11 vs. Air Force, 11/23/19; Long - 14 vs. New Mexico State, 9/21/21.

Year	PR	Yards	Avg.	TD	Long	KOR	Yards	Avg.	TD	Long
2019	0	0	0.0	0	0	4	74	18.5	0	26
2020	0	0	0.0	0	0	10	156	15.6	0	22
2021	3	27	9.0	0	10	3	53	17.7	0	20
Totals	0	0	0.0	0	0	4	74	18.5	0	26

Career Highs - Kickoff Returning: Returns - 5 at Utah State, 11/26/20; Yards - 79 at Utah State, 11/26/20; Long - 26 at San Jose State, 10/4/19.

Career Highs - Punt Returning: Returns - 2 at UTEP, 9/25/21; Yards - 18 at UTEP, 9/25/21; Long - 10 at UTEP, 9/25/21.



21

RB

**NEW MEXICO LOBOS
CHAD ALEXANDER**

*has a super senior season available.

Academics: Named Mountain West All-Academic in 2020.

2021 (Redshirt Sophomore Season): Played in the first seven games of the season, missing the final five ... rushed for 41 yards on nine carries, adding three kickoff returns for 53 yards and three punt returns for 27 yards ... also caught six passes for 12 yards ... had a season-high 19 yards rushing against UTEP, with a season-long rush of eight yards ... had two catches in three games, against New

Mexico State, Texas A&M and Air Force ... returned two punts for 18 yards against UTEP, and added a season-best kickoff return of 20 yards in that game.

2020 (Redshirt Freshman Season): Played in six games, serving as a kick returner and running back ... averaged 15.6 yards per return on 10 returns ... also rushed three times for 14 yards and caught five passes for 10 yards ... had five kickoff returns for 79 yards with a long of 21 yards against Utah State ... had two returns with a season-best 22 yarder against Fresno State ... rushed the ball twice for 11 yards against Nevada ... caught a career-high four passes against Air Force.

2019 (Freshman Season): Played in four games and redshirted the season ... saw action in three games as a kick returner, returning four kickoffs for an average of 18.5 yards per return with a long of 26 ... also rushed five times for 25 yards against Air Force with a long of seven yards.

High School: Lettered in football at Landry-Walker High School for coach Emanuel Powell, and also lettered in track ... rushed for 1,084 yards on 118 carries with 17 rushing touchdowns as a senior for Landry-Walker ... also had a 70-yard kickoff return for a touchdown ... scored double-digit touchdowns as a junior ... helped win a 5A state title as a sophomore in 2016.

Personal: Full name is Chad Terrell Alexander ... birthday is October 26, 1999 ... majoring in communications.



Larry Allen III Defensive Line

6-1 | 280 | Jr | 1SQ-RS
Rio Rancho, N.M.
Rio Rancho HS

53



53

DT

**NEW MEXICO LOBOS
LARRY ALLEN III**

2021 (Redshirt Sophomore Season): Redshirted

High School: Played for coach David Howes at Rio Rancho High School, playing on both the offensive and defensive line.

Personal: Birthday is September 6, 2000 ... is majoring in liberal arts.



Player Biographies



Keith Alvarado Nose Tackle

6-2 | 265 | So | 1SQ-RS
Albuquerque, N.M.
Sandia HS

57



Jer'Marques Bailey Offensive Line

6-6 | 330 | So | 1SQ-RS
Humble, Texas
Atascocita HS

77



57

DT

NEW MEXICO LOBOS
KEITH ALVARADO

Academics: Named Mountain West All-Academic in 2020.

2021 (Redshirt Freshman Season): Did not see any action.

2020 (Freshman Season): Redshirted.

High School: Lettered in football at Eldorado High School in Albuquerque ... recorded 25 tackles with 2.0 sacks as a senior.

Personal: Birthday is October 19, 2001 ... undecided on a major.



77

OL

NEW MEXICO LOBOS
JER'MARQUES BAILEY


2021 (Redshirt Freshman Season): Played in one game before suffering a season-ending injury ... played on special teams against New Mexico State.

2020 (Freshman Season): Saw action in three games, mostly on special teams, earning a redshirt ... did play four snaps at tackle.

High School: Lettered in football at Atascocita High School for coach Craig Stump ... helped Atascocita to a No. 51 national ranking in 2019, No. 12 in the state of Texas, going 12-2, 8-0 in district play ... also played his first

two years at Aldine Nimitz (Soph.) and Cedar Hill (Fr.) ... earned votes for VYPE Houston's Preseason Offensive Lineman of the Year ... earned First Team 22-6A All-District as a senior and Second Team 22-6A All-District as a junior.

Personal: Birthday is May 1, 2001 ... majoring in business administration.



Walter Baca Offensive Line

6-1 | 285 | So | 1SQ-RS
Los Lunas, N.M.
Los Lunas HS

79



79

OL

NEW MEXICO LOBOS
WALTER BACA

Academics: Named Mountain West All-Academic and Mountain West Scholar-Athlete in 2020.

2021 (Redshirted Freshman Season): Did not see action.

2020 (Freshman Season): Redshirted.

High School: A four-sport athlete at Los Lunas High School, lettering in football, track & field, tennis and wrestling ... named first team 5A All-State as a senior offensive lineman ... also named First Team All-Region.

Personal: Birthday is March 19, 2002 ... majoring in emergency medical services.



Player Biographies



Andrell Barney, Jr. Cornerback

5-11 | 175 | Fr | RS
Chandler, Ariz.
Basha HS

20



O.J. Bartley Nose Tackle

6-2 | 265 | So | 1VL-RS
Pagai, American Samoa
Edison HS

91

Andrell Barney, Jr. Career Statistics

Year	GP	UA	Asst	Tcks	TFLs-Yds	Sks-Yds	PBU	INT-Yds	FF	FR-Yds
2021	4	1	1	2	0.0-0	0.0-0	0	0-0	0	0-0
Totals	4	1	1	2	0.0-0	0.0-0	0	0-0	0	0-0

Career Highs: Tackles - 1 at Texas A&M, 9/18/21; at UTEP, 9/25/21.

O.J. Bartley Career Statistics

Year	GP	UA	Asst	Tcks	TFLs-Yds	Sks-Yds	PBU	INT-Yds	FF	FR-Yds
2020	2	0	0	0	0.0-0	0.0-0	0	0-0	0	0-0
2021	9	0	0	0	0.0-0	0.0-0	0	0-0	0	0-0
Totals	11	0	0	0	0.0-0	0.0-0	0	0-0	0	0-0




20

CB

NEW MEXICO LOBOS
ANDRELL BARNEY, JR.

2021 (Freshman Season): Played in four games, earning a redshirt ... recorded two tackles on the season ... had a tackle against Texas A&M, and also against UTEP.

High School: Lettered in football, baseball and track at Basha High School for coach Kenneth Harper ... named first team all-region and earned all-state honors ... recorded 59 tackles, one interception, three forced fumbles and 16 pass breakups as a senior ... also played receiver and returned punts and kickoffs and had six receiving touchdowns in 2020.



91

NT

NEW MEXICO LOBOS
OJ BARTLEY

Academics: Named Mountain West All-Academic and Mountain West Scholar-Athlete for 2020.

2021 (Redshirt Freshman Season): Saw action in nine games, mostly on special teams ... did not record any stats on the season.

2020 (Freshman Season): Saw action in the final two games of the season, earning a redshirt ... started against Wyoming ... did not record any stats on the season.

High School: Lettered in football at Edison High School for coach

Personal: Parents are Andrell Barney, Sr. and Vivian Green ... related to former Lobo women's basketball player Brandi Kimble ... birthday is February 8, 2002 ... undecided on a major.

Booker Guyton ... helped Edison go 9-2, including a league title with an undefeated 4-0 record ... recorded 60 tackles (31 solo) as a senior, including 3.0 sacks ... also carried the ball in short-yardage situations, scoring three times on three carries ... named Blackhat Athlete of the Week after scoring three TDs in the section D1 quarterfinal.

Personal: First name is Olyver ... birthday is April 21, 2002 ... is majoring in criminology.

Player Biographies



Greg Brown II Offensive Line

6-1 | 300 | So | 1SQ-RS

Pearland, Texas
Shadow Creek HS

74



Trace Bruckler Tight End

6-3 | 225 | So# | 1VL

Frisco, Texas
Lone Star HS

85

Trace Bruckler Career Statistics

Year	GP	Rec	Yards	TD	Long	Att	Yards	TD	Long
2021	11	15	194	3	43	0	0	0	0
Totals	11	15	194	3	43	0	0	0	0

Career Highs - Receiving: Receptions - 3 vs. Utah State, 11/26/21; 3 vs. UNLV, 11/6/21; Yards - 52 vs. New Mexico State, 9/11/21; Long - 43 at Wyoming 10/23/21; TDs - 1 vs. Houston Baptist, 9/2/21; 1 at Wyoming, 10/23/21; 1 vs. UNLV, 11/6/21.



Academics: Named Mountain West All-Academic in 2020.

2021 (Redshirt Freshman Season): Saw action in three games before suffering a season-ending injury ... played against Houston Baptist, New Mexico State and UTEP ... played all but three snaps on special teams.

2020 (Freshman Season): Saw action in one game, earning a redshirt ... picked up nine snaps against Fresno State in the season finale.

High School: Lettered in football at Shadow

Creek High School for coach Brad Butler ... helped Shadow Creek to a 16-0 record and the 5A Division 1 state title in just its second year of varsity football ... as a junior Shadow Creek went 15-1, losing in the state title game ... named First Team All-District 10 as an offensive lineman.

Personal: Birthday is October 30, 2001 ... majoring in computing engineering.



Academics: Named Mountain West All-Academic in 2021.

2021 (Freshman Season): Played in 11 games, starting two, all at tight end after moving there during fall camp ... was second on the team with 15 receptions and 194 yards ... led the team with three touchdown catches, and was second on the team in scoring with 18 points ... recorded a catch in eight of his 11 games, and in each of his final five ... first career catch went for a touchdown against Houston Baptist ... had two catches in each of his first two games ...

had two catches for a career-best 52 yards against New Mexico State ... added two more catches in his next outing against Texas A&M ... had his longest catch of the season, catching a 43-yard touchdown to open the scoring in a 14-3 win over Wyoming ... had a career-high three catches against UNLV with a his third touchdown grab ... had a catch against both Fresno State and Boise State ... tied his career-high with three grabs in the finale against Utah State.

High School: Lettered in football at Lone Star High School for coach Jeff Rayburn ... named all-district in 2019 ... recorded 56 receptions for 828 yards and five touchdowns in 2019 ... helped Lone State to the 2019 state semifinals

Personal: Parents are Tony and Lauren Bruckler and Leigh Brueggemeyer ... birthday is September 19, 2002 ... undecided on a major.



Player Biographies



Michael Buckley Wide Receiver

5-11 | 175 | Fr | RS
Cabo San Lucas, Mexico
Santa Margarita HS (Calif.)

80



Isaiah Chavez Quarterback

6-0 | 195 | So | 1VL-RS
Rio Rancho, N.M.
Rio Rancho HS

6

Michael Buckley Career Statistics

Year	GP	Rec	Yards	TD	Long	Att	Yards	TD	Long
2021	1	0	0	0	0	0	0	0	0
Totals	1	0	0	0	0	0	0	0	0

Year	PR	Yards	Avg.	TD	Long	KOR	Yards	Avg.	TD	Long
2021	0	0	0.0	0	0	1	32	32.0	0	32
Totals	0	0	0.0	0	0	1	32	32.0	0	32

Career Highs - Kickoff Returns: Returns - 1 vs. Utah State 11/26/21;
Yards - 32 vs. Utah State 11/26/21; Long - 32 vs. Utah State 11/26/21.

Isaiah Chavez Career Statistics

Year	GP	C-A-I	Yds	TD	Long	.PCT	Eff.	Att	Yards	TD	Long
2020	2	19-28-0	251	2	49	.679	166.7	22	111	1	54
2021	5	17-24-1	161	2	43	.708	146.4	34	82	0	21
Totals	7	36-52-1	412	4	49	.692	157.3	56	193	1	54

Career Highs - Passing: Completions - 14 vs. Fresno State, 12/12/20;
Attempts - 18 vs. Fresno State, 12/12/20; Yards - 196 vs. Fresno State,
12/12/20; Long - 49 vs. Fresno State, 12/12/20; TDs - 1 vs. Wyoming,
12/5/20; 1 vs. Fresno State, 12/12/20; 1 at Wyoming, 10/23/21; 1 vs.
UNLV, 11/6/21.

Career Highs - Rushing: 16 at Wyoming, 10/23/21; Yards - 95 vs. Fresno
State, 12/12/20; Long - 54 vs. Fresno State, 12/12/20; TDs - 1 vs. Fresno
State, 12/12/20.



2021 (Freshman Season): Played in one game, earning a redshirt ... returned a kickoff 32 yards against Utah State on his only touch.

High School: Lettered in football at Santa Margarita ... caught 35 passes for 455 yards with five touchdowns ... recorded an 82-yard touchdown reception as a senior ... also completed one pass, good for 38 yards ... also averaged 22.2 yards on 15 kickoff returns with a long of 45 yards ... also returned six punts for a 6.3-yard average.

Personal: Birthday is

July 26, 2002 ... undecided on a major.



2021 (Redshirt Freshman Season): Played in five games with four starts, throwing for 161 yards and two touchdowns with one interception ... went 17-for-24 passing on the season ... missed the first six games of the season with an injury ... went 1-for-1 against Colorado State in his first appearance of the season ... earned his first start of the season against Wyoming, leading UNM to a 14-3 win ... went 10-for-11 against Wyoming for 112 yards and a touchdown, and he rushed for 49 yards on 16 carries as well ... earned Mountain West

Freshman of the Week honors for his efforts ... set a Lobo record for completion percentage in that game at 90.9% ... was a perfect 3-for-3 against UNLV before an injury knocked him out in the second quarter ... had a season-long 21-yard rush in that game ... suffered a season-ending injury against Boise State in the second quarter.

2020 (Freshman Season): Played in two games, earning a redshirt ... became the first freshman walk-on to start a game at quarterback for New Mexico,

Player Biographies

and was the first in over two years in the FBS ... was credited with both wins ... started the season as the fifth-string quarterback, and earned the nickname "QB5" after defeating Wyoming as the last quarterback left available on the roster ... made his debut against Wyoming on some designed plays, but took over just before halftime due to an injury ... was 19-for-28 on the season with two touchdown passes and he rushed for 111 yards and another touchdown ... threw a 44-yard touchdown pass to Bobby Cole with just over seven minutes left for the winning score in a 17-16 win ... earned the start in the finale against Fresno State and led UNM to its most points of the season and most points in a conference game since 10/6/2018 (50 against UNLV) ... went 14-for-18 for 196 yards and a touchdown and rushed for 95 yards and a touchdown against Fresno State, winning Mountain West Offensive Player of the Week honors ... hit Connor Kinslow for a career-long 49 yard touchdown pass ... opened the scoring for UNM in that game with a 4-yard touchdown run ... also busted out a 54-yard run in the contest.

High School: Lettered in football at Rio Rancho High School under David Howes ... named the 2019 Gatorade Player of the Year in the state of New Mexico, leading Rio Rancho to the championship game ... passed for 2,006 yards and 22 touchdowns as a senior ... also rushed for 1,407 yards and 21 scores, including 198 yards and four touchdowns in a 48-40 loss to Cleveland High in the state title game ... also named 1-6A District Player of the Year ... for his career he threw for 4,243 yards and ran for 2,268 with 77 total touchdowns.

Personal: Majoring in engineering ... birthday is October 10, 2001.



Tavian Combs Safety

6-2 | 200 | Jr* | 2VL#
Amarillo, Texas
Randall HS

7

Tavian Combs Career Statistics

Year	GP	UA	Asst	Tcks	TFLs-Yds	Sks-Yds	PBU	INT-Yds	FF	FR-Yds
2020	7	24	27	51	0.5-1	0.0-0	1	0-0	1	0-0
2021	11	40	41	81	1.5-1	0.0-0	4	2-1	1	0-0
Totals	18	65	68	132	2.0-2	0.0-0	5	2-1	2	0-0


Career Highs: Tackles - 12 vs. Fresno State, 12/12/20; 12 vs. Houston Baptist, 9/2/21; TFLs - 1.0 at Boise State, 11/20/21; Forced Fumbles - 1 at Utah State, 11/26/20; 1 vs. Houston Baptist, 9/2/21; Interceptions - 1 vs. Houston Baptist, 9/2/21; 1 at Texas A&M, 9/18/21; INT yards - 1 vs. Houston Baptist, 9/2/21; PBUs - 1 vs. Wyoming, 12/5/20; 1 vs. Houston Baptist, 9/2/21; 1 at Texas A&M, 9/18/21; 1 at Wyoming, 10/23/21; 1 at Boise State, 11/20/21.



Arrison Cole Offensive Line

6-7 | 310 | Fr | RS
Suwanee, Ga.
Lambert HS

78



78

OL

NEW MEXICO LOBOS
ARRISON COLE

2021 (Freshman Season): Redshirted

High School: Lettered in football and wrestling at Lambert High School for coach Tommy Watson ... served as a team captain as a junior and senior ... honor roll member with a 3.6 GPA

Personal: Parents are Eric Cole and Brenda Hartsook ... birthday is November 15, 2002



7

S

NEW MEXICO LOBOS
TAVIAN COMBS

*has a super senior season available

Academics: Named Mountain West All-Academic in 2020 and 2021 and Mountain West Scholar-Athlete in 2020.

2021 (Sophomore Season): Played and started 11 games, missing only UNM's game at Fresno State ... finished second on the team with 81 tackles ... tied for the team lead with two interceptions and tied for fourth on the squad with four pass breakups ... added 1.5 TFLs ... was named Honorable Mention All-Mountain West ... had three double-digit tackle games ...

opened the season with a career-high tying 12 tackles against Houston Baptist ... also had 11 tackles against Texas A&M and San Diego State ... had an interception in the season opener against Houston Baptist, and also had a pass breakup ... forced a fumble that led to a clinching field goal in the final minutes ... had eight tackles against Boise State ... had seven tackles against both Wyoming and Air Force ... added an interception against Texas A&M along with a PBU ... had PBUs against Wyoming and Boise State ... recorded a TFL against Boise State and a half-tackle for loss against Houston Baptist.

2020 (Freshman Season): Started five and played in all seven games as the Lobo back ... was second on the team in tackles with 51 ... had a pass breakup, a half sack and a forced fumble ... had at least seven tackles in five of his seven games



Player Biographies

... opened his career with 10 tackles against San Jose State ... had a career-high 12 tackles against Fresno State including his first career half-sack and first career TFL ... broke up a pass against Wyoming ... had seven tackles and a forced fumble against Utah State ... had two tackles against both Hawai'i and Nevada.

High School: Lettered in football at Amarillo High School for coach Gaylon Selmon ... named First Team All-District 5-5A as a safety and All-District 3-5A by Amarillo.com ... bounced back his senior year after suffering a season-ending injury on the opening kickoff of his junior year ... also lettered in track and field.

Personal: Majoring in exercise science ... birthday is August 30, 2002.



Omar Darame Defensive End

6-3 | 250 | Jr* | 1VL-1SQ-RS
Arlington, Texas
Sam Houston HS

92



Omar Darame Career Statistics

Year	GP	UA	Asst	Tcks	TFLs-Yds	Sks-Yds	PBU	INT-Yds	FF	FR-Yds
2020	6	2	2	4	1.0-1	0.0-0	0	0-0	0	0-0
2021	4	2	1	3	0.0-0	0.0-0	0	0-0	0	0-0
Totals	10	4	3	7	1.0-1	0.0-0	0	0-0	0	0-0

Career Highs: Tackles - 2 at San José State, 10/31/20; TFLs - 1.0 at Hawai'i, 11/7/20.

Kyler Drake Defensive End

6-4 | 265 | So | 1VL-RS
San Bernardino, Calif.
Carter HS

45

Kyler Drake Career Statistics

Year	GP	UA	Asst	Tcks	TFLs-Yds	Sks-Yds	PBU	INT-Yds	FF	FR-Yds
2021	10	4	3	7	2.0-4	0.0-0	0	0-0	0	0-0
Totals	10	4	3	7	2.0-4	0.0-0	0	0-0	0	0-0

Career Highs: Tackles - 2 at UTEP, 9/25/21; 2 vs. Utah State, 11/26/21; TFLs - 1.0 at San Diego State, 10/9/21; 1.0 at Wyoming, 10/23/21.



2021 (Redshirt Freshman Season): Saw action in each of the last 10 games ... recorded seven tackles, two QB hurries and 2.0 TFLs for 4 yards ... had a pair of two-tackle games, coming against UTEP and Utah State ... had a TFL for three yards against San Diego State ... also had a TFL against Wyoming ... had QB hurries against UTEP and San Diego State.

2020 (Freshman Season): Redshirted.

High School: Lettered for three years at Carter High School ... as a senior he played in 12 games, recorded 101

tackles at an outside linebacker position ... also added 3.5 sacks and a fumble recovery.

Personal: Birthday is August 2, 2002 ... majoring in exercise science.



*Has a super senior season available

2020 (Redshirt Freshman Season): Saw action in six games playing in all but the finale ... recorded four tackles and one TFL on the season ... had a career-high two tackles in the opener against San Jose State ... had one tackle, a tackle for a loss of a yard, against Hawai'i ... also had a tackle against Nevada.

2019 (Freshman Season): Played in one game, recording no stats, and redshirted the season.

High School: Lettered in football at Arlington High School for coach Anthony Criss ... recorded 63 tackles, 27 solo, with 10 for loss ... also recorded a forced fumble, a fumble recovery and an interception ... also competed in track at Sam Houston, including the shot put.

Personal: Birthday is December 2, 2000 ... majoring in secondary education.

Player Biographies



Andrew Erickson Wide Receiver

6-2 | 205 | Jr* | 2VL-RS

Albuquerque, N.M.

Manzano HS


11

Andrew Erickson Career Statistics

Year	GP	Rec	Yards	TD	Long	Att	Yards	TD	Long
2020	7	18	270	2	46	0	0	0	0
2021	11	13	138	1	26	1	0	0	0
Totals	7	18	270	2	46	0	0	0	0

Career Highs - Receiving: Receptions - 5 at Utah State 11/26/20; 5 vs. New Mexico State, 9/11/21; Yards - 75 vs. New Mexico State, 9/11/21; Long - 46 at San Jose State, 10/31/20; TDs - 1 at San Jose State, 10/31/20; 1 at Utah State 11/26/20; 1 vs. New Mexico State, 9/11/21.

Career Highs - Rushing: Att: 1 vs. UNLV 11/6/21.



11

WR

NEW MEXICO LOBOS
ANDREW ERICKSON

*Has a super senior season available.

Academics: Named Mountain West All-Academic in 2020 and 2021 and Mountain West Scholar-Athlete in 2020.

2021 (Double Redshirt Sophomore Season): Started five games and played in 11 ... was fourth on the team in receptions with 13 catches for 138 yards and a touchdown ... also returned five kick-offs for 95 yards ... had his best game against New Mexico State with a season-high five catches for 75 yards, including a 22-yard touchdown on a fourth

down conversion ... caught three passes in a game twice; against Houston Baptist in the opener and against San Diego State ... had his longest catch of the season, going for 26 yards, against Air Force ... also had his longest kickoff return of the season, 23 yards, in that game ... had two returns for 38 yards against Boise State ... had a catch against Utah State in the finale.

2020 (Double Redshirt Freshman Season): Started all seven games at receiver, finishing second in receptions and yards, and tying for the team lead in touchdowns ... caught a pass in all seven games ... opened his career with three receptions for 72 yards including a season-best 46-yard catch ... caught his first touchdown in the opener against San Jose State ... followed that up with two receptions in each of the next two games, against Hawai'i and Nevada ... the Nevada game featured a wild diving 42-yard sideline grab ... had a then season-best

four catches against Air Force for 47 yards ... added a second touchdown and had a season-best five catches for 55 yards against Utah State ... caught one pass against Wyoming and one against Fresno State.

2019 (Redshirt Freshman Season): Suffered a knee injury and did not play.

2018 (Freshman Season): Redshirted

High School: Lettered in football, basketball and track and Manzano High School ... played both receiver and defensive back at Manzano, and he scored the game-winning touchdown, a 48-yard reception, with 4:17 left to lift Manzano to a 14-7 win in the 6A state title game against La Cueva ... led Manzano to a perfect 13-0 record that season.

Personal: First name is actually Robert ... birthday is March 27, 2000 ... majoring in mechanical engineering.



Austin Erickson Wide Receiver

6-0 | 180 | So | 1VL-RS

Albuquerque, N.M.

Manzano HS

82

Austin Erickson Career Statistics

Year	GP	Rec	Yards	TD	Long	Att	Yards	TD	Long
2020	1	1	-3	0	0	0	0	0	0
2021	5	3	30	0	14	2	-9	0	0
Totals	6	4	27	0	14	2	-9	0	0

Career Highs - Receiving: Receptions - 2 vs. Utah State, 11/26/21; Yards - 19 vs. Utah State, 11/26/21; Long - 14 vs. Utah State, 11/26/21.

Career Highs - Rushing: Att.- 1 vs. UNLV, 11/6/21; 1 vs. Utah State, 11/26/21.



82

WR

NEW MEXICO LOBOS
AUSTIN ERICKSON

Academics: Named Mountain West All-Academic in 2020 and 2021.

2021 (Redshirt Freshman Season): Played in five games, starting one ... caught three passes for 30 yards on the season, and also had two rushing attempts ... also served as a backup punt returner ... had a career-best two catches for 19 yards against Utah State ... also had a catch for 11 yards against Air Force.

2020 (Freshman Season): Saw action in one game, starting against Wyoming, earning a redshirt ... had



Player Biographies

one reception in that game.

High School: Lettered in football, basketball and track & field ... caught 85 career passes at Manzano for 1,514 yards and 18 touchdowns ... also rushed 85 times for 492 yards and four touchdowns ... had 10 touchdown catches as a junior, and seven as a senior, including an 80-yarder ... had a career-long rush of 55 yards as a senior ... also recorded four interceptions as a senior.

Personal: Birthday is April 4, 2002 ... majoring in communications.



Connor Genal Quarterback

6-5 | 210 | Jr* | 1VL-1SQ-RS
Santa Fe Springs, Calif.
St. Paul HS **16**

Connor Genal Career Statistics

Year	GP	C-A-I	Yds	TD	Long	.PCT	Eff.	Att	Yards	TD	Long
2020	2	11-18-2	98	0	49	.611	84.6	1	4	0	4
2021	2	5-14-1	44	0	16	.357	47.8	4	8	0	8
Totals	4	16-32-3	142	0	49	.500	68.5	5	12	0	8


Career Highs: Completions - 6 vs. Wyoming, 12/5/20; Attempts - 10 vs. Utah State, 11/26/20; Yards - 61 vs. Utah State, 11/26/20; Long - 24 vs. Utah State, 11/26/20

Career Highs, Rushing: Rushes - 4 vs. Utah State, 11/26/21; Yards - 8 vs. Utah State, 11/26/21; Long - 8 vs. Utah State, 11/26/21.



Adam Gay Offensive Line

6-5 | 285 | Sr& | 1SQ-RS
Albuquerque, N.M.
New Mexico Highlands
Volcano Vista HS **54**



&utilizing super senior season

Academics: Named Mountain West All-Academic in 2020, and named Mountain West Scholar-Athlete in 2020.

2021 (Redshirt Senior Season): Saw action in one game, recording no stats.

2020 (Senior Season): Saw action in one game after transferring from New Mexico Highlands, earning a redshirt ... played in UNM's game at Hawai'i, recording no stats.

2019 (NMHU, Junior

Season): Saw action in six games, recording eight tackles with 1.0 sacks.

2018 (NMHU, Sophomore Season): The defensive lineman had nine tackles (two for a loss) and 0.5 sacks for the Cowboys ... his shared sack came on the road against Texas A&M-Kingsville.

2017 (NMHU, Freshman Season): Played in four games and had two tackles for the Cowboys.

High School: Played football at Volcano Vista High School for coach Chad Wallin ... also lettered in swimming.

Personal: Birthday is August 21, 1999 ... currently working on his masters.



*Has a super senior season available.

Academics: Named Mountain West All-Academic in 2020 and Mountain West Scholar-Athlete in 2020.

2021 (Redshirt SophomoreSeason): Saw action in two games ... went 5-for-14 passing for 44 yards, and he rushed four times for eight yards ... threw for 16 yards in his first appearance of the season ... had a season-best 28 yards passing against Utah State, and 12 yards rushing.

2020 (Redshirt Freshman Season): Saw action in

two games, including one start ... went 11-for-18 for 98 yards with two interceptions ... also ran once for four yards ... entered in relief of Trae Hall against Utah State and led UNM to a touchdown, going 5-for-10 for 61 yards ... made his first career start, and the first by a Lobo walk-on quarterback in over 19 years, against Wyoming ... led the Lobos to a touchdown in that game but had to leave in the second quarter after breaking his wrist ... went 6-for-8 for 37 yards in that game against Wyoming.

2019 (Freshman Season): Redshirted.

High School: Lettered at St. Paul High School for coach Rick Zepeda ... served as a team captain and led his team to a Del Ray League championship ... named to



Player Biographies

the Principal's Honor Roll.

Personal: Majoring in business ... birthday September 19, 2000.



Isaak Gutierrez

Offensive Line

6-3 | 295 | Sr* | 2VL

Eureka, Calif.
Butte College
Eureka HS

67



67

OL

NEW MEXICO LOBOS
ISAAK GUTIERREZ

*Has a super senior season available.

Academics: Named Mountain West All-Academic in 2020 and 2021, and Mountain West Scholar-Athlete in 2020.

2021 (Junior Season): Started nine games and played in 11 of the season, missing just the final game of the season ... played 583 snaps, 369 at right guard, 182 at left guard and 32 at right tackle ... allowed just one sack all season, and had a PFF pass blocking efficiency of 98.2.

2020 (Sophomore Season): Started all seven

games at right guard ... did not allow a sack in 191 pass blocking assignments ... recorded a 98.7% pass blocking efficiency.

Junior College: Played at Butte College for one season for head coach Brian Snelling ... helped Butte go 8-3 and win the Gridiron Classic Bowl 38-28 over College of the Sequoias ... started at center and was named first team all-league.

High School: Lettered in football at Eureka High School for coach Jason White ... helped Eureka to back-to-back undefeated regular seasons his final two years, including a trip to the state semifinals as a senior ... earned all-conference honors as a senior.

Personal: Birthday is September 8, 2000 ... majoring in business administration.



Xavier Hailey

Safety

5-11 | 175 | Fr | RS

Tulare, Calif.

Tulare Union HS

11

Xavier Hailey Career Statistics

Year	GP	UA	Asst	Tcks	TFLs-Yds	Sks-Yds	PBU	INT-Yds	FF	FR-Yds
2021	2	0	0	0	0.0-0	0.0-0	0	0-0	0	0-0
Totals	2	0	0	0	0.0-0	0.0-0	0	0-0	0	0-0



11

S

NEW MEXICO LOBOS
XAVIER HAILEY

2021 (Freshman Season): Saw action in two games, earning a redshirt ... did not record any stats.

High School: Lettered in football, wrestling and track at Tulare Union High School for coach Darren Bennett ... four-time honor roll member ... helped Tulare to the 2017 and 2018 Valley Championship.

Personal: Parents are Lorenzo and Cheryl Hailey ... birthday is December 16, 2002.



Player Biographies



Trae Hall Wide Receiver

6-2 | 185 | Sr* | 3VL-RS
Henderson, Texas
Henderson HS

10

Trae Hall Career Statistics

Year	GP	C-A-I	Yds	TD	Long	.PCT	Eff.	Att	Yards	TD	Long
2018	1	0-0-0	0	0	0	---	---	1	6	0	6
2019	4	15-28-2	162	4	30	.536	135.0	28	163	2	22
2020	4	53-101-3	518	0	49	.525	89.6	39	102	0	17
2021	8	1-2-0	5	0	5	.500	71.0	9	27	0	21
Totals	17	69-131-5	685	4	49	.527	99.0	77	298	2	22

Year	GP	Rec	Yards	TD	Long
2018	1	0	0	0	0
2019	4	0	0	0	0
2020	4	1	16	1	16
2021	9	8	52	1	21
Totals	17	9	68	2	21

Career Highs - Passing: Completions - 23 at Air Force, 11/20/20; Attempts - 42 at Air Force, 11/20/20; Yards - 221 at Air Force, 11/20/20; Long - 49 at Air Force, 11/20/20; TDs - 2 vs. Air Force, 11/23/2019, 2 vs. Utah State, 11/30/2019.

Career Highs - Rushing: Attempts - 22 vs. Utah State, 11/30/2019; Yards - 115 vs. Utah State, 11/30/2019; Long - 22 vs. Utah State, 11/30/2019; TDs - 2 vs. Utah State, 11/30/2019.

Career Highs - Receiving: Receptions - 3 vs. Air Force, 10/2/21; 3 at San Diego State, 10/9/21; Yards - 23 vs. Air Force, 10/2/21; TDs - 1 vs. Nevada, 11/14/20; 1 vs. Air Force, 10/2/21; Long - 21 vs. Air Force, 10/2/21.

passes for 23 yards against Air Force, including a 21-yard touchdown ... had three catches against San Diego State for 18 yards ... had a season-long rush of 21 yards against UNLV, getting tackled and injured at the 1-yard line, ending his season with a broken ankle.

2020 (Redshirt Sophomore Season): Played in four games, starting three ... went 53-107 for 518 with no touchdowns and three interceptions ... also rushed 39 times for 102 yards and caught one pass for 16 yards and a touchdown ... came on in relief late against Hawai'i and threw for 398 yards and leading UNM to a late field goal ... started against Nevada and went 17-for-32 for 195 yards with an interception ... rushed 16 times for 27 yards with a long of 11 ... caught his first career touchdown pass in that game, scoring from 16 yards out on a trick play ... set career highs against Air Force for completions (23), attempts (42), yards (221) and longest pass (49) against Air Force ... was 11-for-21 for 63 yards against Utah State before suffering a season-ending injury ... rushed for 70 yards on 13 carries in that game.

2019 (Redshirt Freshman Season): Saw action in three games, including earning his first start in the season finale against Utah State ... on the season he rushed for 163 yards and two touchdowns on just 28 carries, and he went 15-for-28 passing for 162 yards with four touchdowns and two interceptions ... was responsible for six touchdowns, third-best on the team, despite only seeing significant action in two games ... went 10-for-21 passing in his first career start against Utah State with two touchdowns and two interceptions ... threw for a pair of touchdowns against Air Force in relief

2018 (Freshman Season): Redshirted, but did see action in one game, rushing once for six yards against UNLV.

High School: Lettered at Henderson High School for coach Phil Castles, and also lettered in basketball ... led the Lions to an 11-3 mark as a senior, where he played as both a quarterback and a safety ... rated a three-star recruit by 247Sports ... was named District 9-4A Offensive MVP ... one of his top games came against rival Kilgore, totaling 402 yards of offense, throwing for one touchdown and rushing for four others, accounting for all of his teams' points.

Personal: Full name is Vontraevius Deon Hall ... majoring in liberal arts ... November 29, 1999.



10

WR

NEW MEXICO LOBOS
TRAE HALL

*has a super senior season available.

2021 (Redshirt Junior Season): Opened the season as the No. 2 quarterback but eventually became a starting receiver, and was lost for the season after an injury on the opening drive against UNLV ... ended the season 1-2 passing for five yards, rushed nine times for 27 yards and caught eight passes for 52 yards with a touchdown ... opened the season at receiver, throwing a pass to quarterback Terry Wilson on the first play of the year ... in his first game at receiver, he caught three

Player Biographies



Reco Hannah Linebacker

6-2 | 210 | Sr& | 2VL-RS

Wedowee, Ala.

Highland CC

Randolph County HS

44

Reco Hannah Career Statistics

Year	GP	UA	Asst	Tcks	TFLs-Yds	Sks-Yds	PBU	INT-Yds	FF	FR-Yds
2019	12	7	5	12	0.5-1	0.0-0	0	0-0	0	0-0
2020	3	7	4	11	0.5-0	0.0-0	0	0-0	0	0-0
2021	4	9	9	18	3.0-23	2.0-16	0	0-0	0	0-0
Totals	19	23	18	41	4.0-24	2.0-16	0	0-0	0	0-0

Career Highs: Tackles - 7 vs. Wyoming, 12/5/20; TFLs - 1.0 vs. Houston Baptist, 9/2/21; 1.0 vs. Colorado State, 10/16/21; 1.0 vs. UNLV, 11/6/21. Sacks - 1.0 vs. Houston Baptist, 9/2/21; 1.0 vs. Colorado State, 10/16/21.



&utilizing his super senior season

2020 (Super Senior Season): Played in four games, starting the opener, earning a medical redshirt ... was injured in the opener and missed the next five games ... returned for three and sat the final two ... recorded a season-high tying six tackles against Houston Baptist, including a sack ... returned after five missed games to record three tackles with a sack against Colorado State ... had six tackles against Wyoming ... finished his season with three tackles against UNLV, including a tackle for loss.

2020 (Senior Season): Played in three games with one start ... recorded 11 tackles on the season ... had a career-high seven tackles, including a half-tackle for a loss, against Wyoming ... added three tackles against Hawai'i ... had one tackle in the finale against Fresno State.

2019 (Junior Season): Played in all 12 games, moving between linebacker and special teams ... recorded 12 tackles and a half-tackle for a loss ... recorded a season-high four tackles with a half-tackle for a loss against Liberty ... had two tackles in three different games, San Jose State, Nevada and Utah State.

Junior College: Lettered in football at Highland Community College for coach Aaron Arnold ... named Honorable Mention NJCAA All-America as a sophomore

linebacker as well as First Team All-KJCCC honors ... as a sophomore recorded 90 tackles, 16 for loss, 7.5 sacks, two forced fumbles, two fumble recoveries, one interception (returned 100 yards for a touchdown), six hurries and three breakups ... in his two-year career he had 153 tackles, 29.5 for loss, 13 sacks, two forced fumbles, two fumble recoveries, six hurries, seven breakups and two interceptions.

High School: Lettered in football at Randolph County High School for coach Pat Prestridge ... as a senior he recorded 102 tackles, five sacks, five interceptions, 11 breakups, one forced fumble and one fumble recovery while also rushing for 2,008 yards on 199 carries with 31 TDs along with 13 catches for 353 yards.

Personal: Full name is Reco Rashon Hannah ... majoring in liberal arts ... birthday is February 20, 1998.



Justin Harris Defensive End

6-6 | 255 | Sr& | 2VL-1SQ

Gonzalez, La.

Hutchinson CC/Baylor

East Ascension HS

97

Justin Harris Career Statistics

Year	GP	UA	Asst	Tcks	TFLs-Yds	Sks-Yds	PBU	INT-Yds	FF	FR-Yds
2019	8	4	4	8	1.0-1	0.0-0	0	0-0	0	0-0
2020	0	0	0	0	0.0-0	0.0-0	0	0-0	0	0-0
2021	12	23	10	33	5.0-19	4.0-18	3	0-0	0	0-0
Totals	20	27	14	41	6.0-20	4.0-18	3	0-0	0	0-0

Career Highs: Tackles - 5 at Texas A&M, 9/18/21; 5 at Boise State 11/20/21; TFLs - 1.0 at Notre Dame, 9/14/19; 1.0 vs. Houston Baptist, 9/2/21; 1.0 at Texas A&M, 9/18/21; 1.0 vs. Colorado State, 10/16/21; 1.0 at Fresno State, 11/13/21; 1.0 at Boise State, 11/20/21; Sacks - 1.0 vs. Houston Baptist, 9/2/21; 1.0 at Texas A&M, 9/18/21; 1.0 vs. Colorado State, 10/16/21; 1.0 at Fresno State, 11/13/21; PBUs - 1 vs. New Mexico State 9/11/21, 1 at San Diego State 10/9/21; 1 vs. Colorado State, 10/16/21.

&utilizing his super senior season.

2021 (Redshirt Senior Season): Played in 12 games, starting the opener against Houston Baptist ... recorded 33 tackles including 4.0 sacks and 5.0 TFLs ... also had three PBUs and two QB hurries ... had a career-best five tackles twice, recording five against Texas A&M and Boise State ... recorded a sack against Houston Baptist, Texas A&M, Colorado State and Fresno State ... also had a TFL against Boise State ... broke up passes against New Mexico State, San Diego State and Colorado State ... recorded at least two tackles in each of the first 11 games of the season.

2020 (Redshirt Junior Season): Did not see any game action.

2019 (Redshirt Sophomore Season): Played in eight games, recording eight tackles and a tackle for loss ... had a career-best three tackles twice, against Notre Dame and against Colorado State ... also recorded a tackle for loss against Notre Dame in his season debut.



Player Biographies



2018 (Hutchinson Community College): Played in five games, recording nine tackles, 1.5 tackles for loss and 1.0 sacks ... had four tackles against Iowa Western ... recorded 1.5 tackles for loss and a sack against RPA.

2017 (Baylor): Redshirted

High School: National top 300 recruit from East Ascension High School in Gonzales, La ... All-state defensive lineman played under head coaches Darnell Lee and Paul Bourgeois at EAHS ... Ranked No. 276 national prospect by 247Sports ... National position ranking:

No. 12 SDE by 247Sports, No. 45 DE by Scout, No. 49 WDE by Rivals and No. 83 DE by ESPN ... Rankings among Louisiana prospects: No. 9 by 247Sports, No. 26 by Rivals and No. 38 by ESPN ... Earned 2016 LSWA Class 5A All-State honorable mention following senior season ... Also named to 2016 Baton Rouge 4A-5A All-Metro team and invited to 2016 U.S. Army Red Stick Bowl all-star game ... Totaled 62 tackles, 15 sacks, one TD, three breakups, four forced fumbles and two fumble recoveries as senior (only second full season playing football) ... Named to 2015 All-Parish second-team (Gonzales Weekly Citizen) following junior season.

Personal: Son of Orshandon Harris and Lonnette Clayton ... majoring in communications ... birthday is February 14, 1999.



Josh Howes Linebacker

5-10 | 195 | Fr | RS
Rio Rancho, N.M.
Rio Rancho HS

33



2021 (Freshman Season): Redshirted

High School: Lettered in football and wrestling at Rio Rancho High School ... played football for his father David, who was his coach through his junior season ... recorded 64 tackles and a safety as a senior.

Personal: Father, David, is an assistant coach for the Lobos, and head coach Danny Gonzales is his uncle ... birthday is September 1, 2003 ... majoring in emergency medical services.

Player Biographies



Antonio Hunt Cornerback

5-10 | 175 | Sr & | 2VL-RS
Lancaster, Calif.
College of the Canyons
Paraclete HS

12

Antonio Hunt Career Statistics

Year	GP	UA	Asst	Tcks	TFLs-Yds	Sks-Yds	PBU	INT-Yds	FF	FR-Yds
2019	4	2	0	2	0.0-0	0.0-0	0	0-0	0	0-0
2020	7	5	2	7	0.0-0	0.0-0	1	0-0	0	0-0
2021	6	1	3	4	0.0-0	0.0-0	1	0-0	0	0-0
Totals	11	7	2	9	0.0-0	0.0-0	1	0-0	0	0-0

Career Highs: Tackles - 5 at San Jose State 10/31/20; PBUs - 1 at Hawai'i, 11/7/20; 1 vs. New Mexico State, 9/11/21.



12

CB

NEW MEXICO LOBOS
ANTONIO HUNT

& using his super senior season.

2021 (Redshirt Senior Season): Played in six games, recording four tackles ... also had one QB hurry and one PBU ... broke up a pass against New Mexico State ... had a season-high two tackles against Houston Baptist ... also had a tackle against New Mexico State and one against Air Force.

2020 (Redshirt Junior Season): Saw action in all seven games with one start ... recorded seven tackles on the season ... earned a start in the opener against San Jose State and turned in a

career-high five tackles ... also had two tackles against Utah State.

2019 (Junior Season): Played in four games, earning a redshirt ... recorded two tackles on the season ... recorded a tackle against Notre Dame, and against Sam Houston State.

Junior College: Lettered in football at College of the Canyons for coach Ted Iacenda ... tied for the team lead as a sophomore with four interceptions, adding 27 tackles, six breakups and a fumble recovery.

High School: Lettered in football at Paraclete High School for coach Dean Herrington ... played both ways, recording 36 tackles, one interception and 11 pass breakups as a defensive back and seven catches for 166 yards and a touchdown, with a long of 70, on offense during his senior season.

Personal: Majoring in liberal arts ... September 13, 1999.



Dion Hunter Linebacker

6-2 | 225 | So | 1VL-RS
Rio Rancho, N.M.
Cleveland HS

42

Dion Hunter Career Statistics

Year	GP	UA	Asst	Tcks	TFLs-Yds	Sks-Yds	PBU	INT-Yds	FF	FR-Yds
2020	4	5	2	7	0.5-0	0.0-0	0	0-0	0	0-0
2021	12	15	24	39	2.0-12	1.0-9	0	0-0	0	0-0
Totals	4	5	2	7	0.5-0	0.0-0	0	0-0	0	0-0

Career Highs: Tackles - 8 vs. Utah State, 11/26/21; TFLs - 1.0 vs. Houston Baptist, 9/2/21; 1.0 vs. UNLV, 11/6/21; Sacks - 1.0 vs. Houston Baptist, 9/2/21.



42

LB

NEW MEXICO LOBOS
DION HUNTER

Selected to wear No. 42, Bobby Santiago's number.

2021 (Redshirt Freshman Season): Played in all 12 games, earning his first career start in the season finale against Utah State ... was eighth on the team with 39 tackles, recording 1.0 sacks, 2.0 TFLs and three quarterback hurries ... had a career-high eight tackles against Utah State in his first career start ... opened the season with five tackles, which tied his then-career-high, adding his first career sack, this for nine yards ... also had five tackles against Colorado State ... had a TFL as part of a four-tackle game against UNLV ... recorded

quarterback hurries against Texas A&M, San Diego State and UNLV.

2020 (Freshman Season): Saw action in four games, earning a redshirt ... recorded seven tackles and 0.5 TFLs ... had a career-high five tackles against Hawai'i, and followed that up with a pair of tackles with a half-tackle for a loss against Nevada, before an injury sidelined him for much of the rest of the season ... did return for the finale, and nearly registered a safety in the game.

High School: Lettered at Cleveland High School for coach Heath Ridenour ... named First Team All-State by the NMHSCA and First Team All-Metro by the Albuquerque Journal ... also named First Team All-State by USA Today ... helped Cleveland High to a state title as a freshman in 2015 and to a finals appearance in 2018 as a senior, going 12-1.

Personal: Birthday is September 16, 2000 ... majoring in history.



Player Biographies



Radson Jang Offensive Line

6-2 | 255 | Sr& | 2VL-2SQ-RS
Honolulu, Ha.
Army Prep
Kamehameha HS

55



Kai Jessie Wide Receiver

6-5 | 190 | Fr | RS
San Diego, Calif.
Patrick Henry HS

86



55

OL

NEW MEXICO LOBOS
RADSON JANG

&utilizing his super senior season.

2021 (Redshirt Senior Season): Saw action in a career-high nine games, including six starts ... entered at right tackle after an injury and played well against San Diego State ... started the final six games of the season, four at right guard, and two at center ... played 419 snaps on offense at center, guard and tackle after entering the year with just 32 snaps total ... allowing only one sack and no hits ... had a PFF pass blocking efficiency of 97.5.

2020 (Redshirt Junior

Season): Did not see action.

2019 (Redshirt Sophomore Season): Saw action in four games playing offensive line and in the offensive backfield before getting injured against Wyoming and missing the rest of the season.

2018 (Redshirt Freshman Season): Saw action in two games, playing center against Incarnate Word and UNLV.

2017 (Freshman Season): Redshirted.

High School: Lettered at Kamehameha High School for coach Doug Cosby ... was named First Team All-ILH as a senior center ... was named Second Team All-State by the Honolulu Advertiser.

Personal: Full name is Radson Yu Sung Jang ... majoring in communications ... birthday is September 4, 1996.



86

TE

NEW MEXICO LOBOS
KAI JESSIE

2021 (Freshman Season): Redshirted

High School: Lettered in football at Patrick Henry High School for coach Seth Padgett ... recorded 65 receptions for 972 yards and 16 touchdowns as a junior, his first season of football ... attended Helix High School as a freshman and sophomore, and just played basketball.

Personal: Parents are Brandon Jessie and Harper Clark ... birthday is August 6, 2003 ... father Brandon played basketball under Rick Majerus at Utah and then in the NFL with the New York Giants, and his grandfather Ron was a pro bowl tight end with

the Los Angeles Rams.



Benji Johnson Safety

6-4 | 200 | Fr | RS
Hooks, Texas
Hooks HS

16



16

S

NEW MEXICO LOBOS
BENJI JOHNSON

2021 (Freshman Season): Redshirted

High School: Lettered in football, baseball, track and basketball at Hooks High School for coach Chris Birdwell ... named first team all-district and second team all-state ... recorded 16 touchdowns and 962 yards receiving ... was also team MVP for basketball.

Personal: Parents are Ben Johnson and Theresa Johnson ... birthday is February 21, 2003 ... full name is Benjamin Johnson II.

Player Biographies



Duece Jones Wide Receiver

6-0 | 180 | So | 1VL-RS
Baton Rouge, La.
Broadmoor HS

14

Duece Jones Career Statistics

Year	GP	UA	Asst	Tcks	TFLs-Yds	Sks-Yds	PBU	INT-Yds	FF	FR-Yds
2021	6	0	0	0	0.0-0	0.0-0	0	0-0	0	0-0
Totals	6	0	0	0	0.0-0	0.0-0	0	0-0	0	0-0



29

CB

NEW MEXICO LOBOS
DUECE JONES

2021 (Redshirt Freshman Season): Saw action in six games, mostly on special teams ... recorded no defensive stats on the year.

2020 (Freshman Season): Redshirted

High School: Lettered in football at Broadmoor High School for coach Elliott Wilkins ... also lettered in men's basketball and track and field ... was named honorable mention both as a receiver and a corner in District 5-5A ... a three-time state champion in the triple jump.

Personal: Birthday is July 2, 2001 ... majoring in film

and digital arts.



Nate Jones Running Back

5-11 | 200 | So* | 1VL-RS
Bellflower, Calif.
St. John Bosco HS

29

Nate Jones Career Statistics

Year	GP	Rec	Yards	TD	Long	Att	Yards	TD	Long
2020	6	0	0	0	0	49	232	4	41
Totals	6	0	0	0	0	49	232	4	41

Career Highs - Rushing: Carries - 13 at Hawai'i, 11/14/20; Yards - 96 at Hawai'i, 11/14/20; TDs - 2 vs. Fresno State, 12/12/20; Long - 41 at Hawai'i, 11/14/20.

Year	PR	Yards	Avg.	TD	Long	KOR	Yards	Avg.	TD	Long
2020	0	0	0.0	0	0	4	85	21.3	0	34
Totals	0	0	0.0	0	0	4	85	21.3	0	34

Career Highs - Kickoff Returning: Returns - 5 at Utah State, 11/26/20; Yards - 79 at Utah State, 11/26/20; Long - 26 at San Jose State, 10/4/19.

Career Highs - Kick Returning: Returns - 3 vs. Nevada, 11/14/20; Yards - 78 vs. Nevada, 11/14/20; Long - 34 vs. Nevada, 11/14/20.

*Has a super senior season available

2021 (Sophomore Season): Redshirted.

2020 (Freshman Season): Played in six games, and he finished second on the team in rushing with 232 yards ... finished second on the team with four rushing touchdowns ... rushed for a career-high 96 yards in his collegiate debut, at Hawai'i ... scored his first career touchdown on a 41-yard rush ... rushed for 11 yards against Nevada, but returned three kickoffs for 78 yards, including a 34-yard return ... had a big game against Wyo-



25

RB

NEW MEXICO LOBOS
NATE JONES

oming, scoring UNM's first touchdown, rushing for 55 yards in a 17-16 win ... had a career-high two rushing touchdowns against Fresno State in a 49-39 win.

High School: Lettered in football at St. John's Bosco High School for coach Jason Negro, helping it to a 13-1 record and a No. 1 state ranking ... played at prep powerhouse that won state title, with nine of 13 wins coming against Top 100 ranked schools ... rushed for 598 yards on 103 carries, scoring 5 touchdowns



Player Biographies

with a long run of 63 yards as a senior ... named Second Team All-Orange County by the Orange County Register.

Personal: Is majoring in business administration ... birthday is March 7, 2002.



Ray Leutele

Linebacker

5-11 | 225 | Jr* | 2VL
Anaheim, Calif.
Mater Dei HS

30

Ray Leutele Career Statistics

Year	GP	UA	Asst	Tcks	TFLs-Yds	Sks-Yds	PBU	INT-Yds	FF	FR-Yds
2020	7	7	4	11	2.5-4	0.0-0	0	0-0	0	0-0
2021	12	18	18	36	7.5-43	4.0-35	2	1-3	1	1-15
Totals	19	25	22	47	10.0-47	4.0-35	2	1-3	1	1-15

Career Highs: Tackles - 5 vs. Fresno State, 12/12/20; 5 vs. Air Force, 10/20/21; 5 at San Diego State, 10/20/21; TFLs - 2.0 vs. Colorado State, 10/16/21; Sacks - 1.0 at Texas A&M, 9/18/21; 1.0 at UTEP, 9/25/21; 1.0 vs. Colorado State, 10/16/21; 1.0 at Fresno State, 11/13/21; PBUs - 2 vs. Houston Baptist, 9/2/21; Interceptions - 1 vs. Houston Baptist, 9/2/21; Forced Fumbles - 1 at San Diego State, 10/9/21; Fumble Recoveries - 1 at San Diego State, 10/9/21; FR TDs - 1 (15 yards) at San Diego State, 10/9/21.



*Has a super senior season available.

2021 (Sophomore Season): Played and started in all 12 games, all at middle linebacker ... tied for ninth on the team with 36 tackles ... was tied for second on the team with 4.0 sacks and he was second on the team with 6.5 tackles for loss ... also had an interception, three PBUs, one forced fumble, one fumble recovery and three QB hurries ... twice recorded a career-high (tying) five tackles, against Air Force and against San Diego State ... scored his first career touchdown, forcing his first career

fumble, and recovering it and racing 15 yards for a touchdown against San Diego State ... recorded a tackle for loss in seven of 12 games ... had a solid game against Colorado State with four tackles, 2.0 TFLs for 12 yards with a sack for 10 yards ... recorded his first career interception, picking off a pass against Houston Baptist to end the Huskies' opening drive ... had two PBUs in that game as well ... recorded sacks against Fresno and UTEP (both 11 yards), Colorado State

and Texas A&M ... had 1.5 TFLs against Fresno State ... recorded three QB hurries against UTEP.

2020 (Freshman Season): Saw action in all seven games ... was second among all Lobo freshmen with 11 tackles ... had 2.5 tackles for loss ... had his best game in the finale, recorded five tackles and 1.5 tackles for loss ... had two tackles against Nevada and Hawai'i ... had a tackle for a loss against Nevada ... also recorded tackles against Utah State and Wyoming.

High School: Lettered in football at Mater Dei for coach Bruce Rollinson ... helped Mater Dei to a 12-1 record and a national ranking of No. 2 ... recorded 72 tackles, 6.0 sacks, 6 QB hurries and three interceptions as a senior ... named second team all-state as a linebacker by MaxPreps as well as Second Team All-Southern Section.

Personal: Birthday is July 14, 2002 ... majoring in business administration.



Jared Long

Punter

6-1 | 195 | So | 1VL-RS
Albuquerque, N.M.
Del Norte HS

47



Academics: Named Mountain West All-Academic in 2020 and Mountain West Scholar-Athlete in 2020.

2021 (Redshirt Freshman Season): Served as a holder for the season, playing in 10 games ... had a perfect season on 31 holds.

2020 (Freshman Season): Redshirted.

High School: Lettered in soccer for four years at Del Norte High School ... recorded six goals and five assists in his career.

Personal: Birthday is September 26, 2000 ...

majoring in business administration.

Player Biographies



Carlos Lovato Offensive Line

6-0 | 315 | Fr | RS

Albuquerque, N.M.

Albuquerque HS

62



Alec Marengo Linebacker

6-3 | 220 | So | 1VL

El Paso, Texas

Burges HS

18

Alec Marengo Career Statistics

Year	GP	UA	Asst	Tcks	TFLs-Yds	Sks-Yds	PBU	INT-Yds	FF	FR-Yds
2021	9	2	2	4	0.0-0	0.0-0	0	0-0	0	0-0
Totals	9	2	2	4	0.0-0	0.0-0	0	0-0	0	0-0

Career Highs: Tackles - 1 at Texas A&M, 9/18/21; 1 vs. Air Force, 10/2/21; 1 at San Diego State, 10/9/21; 1 vs. UNLV, 11/6/21.



62

OL

NEW MEXICO LOBOS
CARLOS LOVATO

2021 (Freshman Season):
Redshirted

High School: Lettered in football, baseball and wrestling at Albuquerque High School

Personal: Majoring in business administration ... birthday is October 18, 2002.




Ja'Shon Lowery Linebacker

6-5 | 225 | Fr | RS

Albuquerque, N.M.

La Cueva HS

50



50

LB

NEW MEXICO LOBOS
JASHON LOWERY

2021 (Freshman Season):
Redshirted

High School: Lettered in football and basketball at La Cueva High School for coach Brandon Back ... named second team all-district twice in both football and basketball ... won a state title in 2018, winning 33-14 over Cleveland in the 6A Finals.

Personal: Parents are Sean Lowery and Malissa Cox ... birthday is September 8, 2002.



18

LB

NEW MEXICO LOBOS
ALEC MARENGO

2021 (Freshman Season):
Played in nine games, mostly on special teams ... recorded his first career tackle at linebacker in his collegiate debut against Texas A&M ... had tackles against Air Force and San Diego State ... also had a tackle against UNLV.

High School: Lettered in football and track at Burges High School for coach James Routledge ... recorded 113 tackles and 6.0 for loss while catching 17 passes for 253 yards ... mostly a linebacker in high school but also played receiver, kicker, punter and at times, quarterback ... is a sprinter and jumper in

track ... district champions in 2019 and 2020.

Personal: Parents are Oscar and Christina Marengo ... birthday is August 13, 2003.



Player Biographies



Caleb Marra

Tight End

6-4 | 225 | So | 1SQ-RS


Albuquerque HS

La Cueva HS

47

Caleb Marra Career Statistics

Year	GP	Rec	Yards	TD	Long	Att	Yards	TD	Long
2021	2	0	0	0	0	0	0	0	0
Totals	2	0	0	0	0	0	0	0	0



47

TE

NEW MEXICO LOBOS
CALEB MARRA

2021 (Redshirt Freshman Season): Played in the first two games of the season ... did not record any stats.

2020 (Freshman Season): Redshirted.

High School: Lettered in football, basketball and track & field at La Cueva High School ... averaged 17.5 yards per catch as a senior ... also played defense, recording 55 tackles, 2.0 sacks and an interception.

Personal: Majoring in exercise science ... birthday is September 30, 2001.



Donte Martin

Cornerback

5-10 | 185 | Sr* | 3VL-RS

Oxnard, Calif.

Rio Mesa HS

8


Donte Martin Career Statistics

Year	GP	UA	Asst	Tcks	TFLs-Yds	Sks-Yds	PBU	INT-Yds	FF	FR-Yds
2018	3	0	0	0	0.0-0	0.0-0	0	0-0	0	0-0
2019	12	30	11	41	2.0-2	0.0-0	0	0-0	0	0-0
2020	5	9	0	9	1.0-2	1.0-2	3	0-0	0	0-0
2021	10	20	11	31	1.0-3	0.0-0	7	1-16	0	0-0
Totals	30	59	22	81	4.0-7	1.0-2	10	1-16	0	0-0

Career Highs: Tackles - 6 vs. New Mexico State 9/21/19; TFLs - 2.0 at Wyoming, 10/19/19; PBU - 2 vs. New Mexico State 9/11/21; 2 at UTEP 9/25/21; Interceptions - 1 at Boise State, 11/20/21.

Year	PR	Yards	Avg.	TD	Long	KOR	Yards	Avg.	TD	Long
2018	0	0	0.0	0	0	0	0	0.0	0	0
2019	0	0	0.0	0	0	2	41	20.5	0	26
2020	0	0	0.0	0	0	0	0	0.0	0	0
2021	0	0	0.0	0	0	2	75	37.5	0	47
Totals	0	0	0.0	0	0	2	41	20.5	0	26

Career Highs: Kickoff Returns - 1 vs. Sam Houston State 8/31/19, 1 at Notre Dame 9/14/19; 1 vs. Colorado State, 10/16/21; 1 vs. Utah State, 11/26/21; Yards - 47 vs. Colorado State, 10/16/21; Long - 47 vs. Colorado State, 10/16/21.



8

CB

NEW MEXICO LOBOS
DONTÉ MARTIN

*has a super senior season available

2020 (Redshirt Sophomore Season): Saw action in five games, all starts, after missing the opening two games of the season ... recorded nine tackles including one for a loss and had three pass breakups ... opposing quarterbacks completed just 35% of their throws against him, easily the best mark on the team ... recorded a season-best four tackles against Utah State ... had a tackle for loss in that game as well ... had pass breakups against Nevada, Wyoming and Fresno State.

Player Biographies

2019 (Redshirt Freshman Season): Started and played in all 12 games at cornerback ... was fourth on the team in total defensive snaps with 731 ... recorded 41 tackles, 2.0 TFLs for four yards, and he was second on the team with nine passes broken up ... had a career-best four passes broken up along with four tackles against San Jose State ... also had two passes broken up against Liberty and Utah State ... recorded a career-high six tackles against New Mexico State ... also had five tackles against Liberty and Nevada ... led all UNM defensive backs by limiting opposing quarterbacks to just a .464 completion percentage as opposing receivers caught just 39 of 84 throws.

2018 (Freshman Season): Redshirted, but did see action in the final three games of the season.

High School: Lettered in football and track at Rio Mesa High School ... as a senior he caught 56 passes for 1,079 yards and 17 TDs, including an 88-yard in the state semifinals ... added 83 yards rushing with three more TDs ... also averaged 41.8 yards per kickoff return with two touchdowns, and he added a touchdown on an interception return ... had 38 tackles on defense with three interceptions and 10 passes broken up ... runs the 60, 100 and 200-meter, and ran a personal-best of 21.95 in the 200 last year.

Personal: Full name is Donte Pierre Martin ... majoring in business administration ... birthday is January 22, 2020.



Bear Milacek Linebacker

6-3 | 195 | Fr | RS

Anthem, Ariz.

Boulder Creek HS

19

2021 (Freshman Season): Red-shirted as a quarterback

High School: Lettered in football and track at Boulder Creek High School for coach Tony Casarella ... parents are James and Becky Milacek ... named Offensive Team MVP as a junior and senior ... over 25 games on varsity, threw for 5,254 yards with 308 completions and 44 touchdowns ... a four-year Arizona All-Academic Team member ... birthday is December 6, 2002.

Personal: First name is in fact Bear ... is undecided on a major ... birthday is December 6, 2002.



Shancco "Ise" Matautia Offensive Line

6-2 | 340 | Fr | RS

Anaheim, Calif.

Servite HS

68

2021 (Freshman Season): Played in four games, starting two, earning a redshirt ... played against Texas A&M and Air Force, and started at guard against San Diego State and Colorado State ... played 87 snaps on the offensive line, all at right guard ... did not allow a sack or a hit against a quarterback this season.

High School: Lettered in football at Servite High School.

Personal: Goes by the name "Ise", pronounced "EE say" ... birthday is August 3, 2003 ... majoring in communications.



C.J. Montes Quarterback

6-2 | 190 | Fr | RS

Pasadena, Calif.

Paraclete HS

7

C.J. Montes Career Statistics

Year	GP	C-A-I	Yds	TD	Long	.PCT	Eff.	Att	Yards	TD	Long
2021	3	10-33-2	39	0	13	.303	28.1	25	-10	0	16
Totals	3	10-33-2	39	0	13	.303	28.1	25	-10	0	16

Career Highs - Passing: Completions - 7 vs. UNLV, 11/6/21; Attempts - 19 vs. Colorado State, 10/16/21; Yards - 28 vs. UNLV, 11/6/21; Long - 13 vs. UNLV, 11/6/21.

Career Highs - Rushing: 16 vs. UNLV, 11/6/21; Yards - 28 vs. UNLV, 11/6/21; Long - 16 vs. UNLV, 11/6/21.



Player Biographies



2021 (Freshman Season): Saw action in three games, earning a redshirt ... made his collegiate debut on the final drive against San Diego State, moving UNM into Aztec territory late ... made his first collegiate start against Colorado State, picking up his first career completion ... came on in relief against UNLV, going a career-best 7-for-13 passing, throwing for 28 yards and rushing for 28 yards as well.

High School: Lettered in football at Paraclete High School for coach Dean Harrington ... part of Paraclete's Division 3-AA state title team ... threw for 2,200 yards and 19 touchdowns as a junior.

Personal: First name is Cipriano ... parents are Cipriano Montes and Kiana Scott ... birthday is September 18, 2002.



Cody Moon

Linebacker

6-2 | 205 | So | 1VL-RS
Albuquerque, N.M.
Volcano Vista HS

58

Cody Moon Career Statistics

Year	GP	UA	Asst	Tcks	TFLs-Yds	Sks-Yds	PBU	INT-Yds	FF	FR-Yds
2021	12	27	17	44	1.5-10	0.5-4	1	1-0	0	1-0
Totals	12	27	17	44	1.5-10	0.5-4	1	1-0	0	1-0

Career Highs: Tackles - 8 at San Diego State, 10/9/21; TFLs - 1.0 vs. UNLV, 10/6/21; Sacks - 0.5 at Wyoming, 10/23/21; PBUs - 1 vs. New Mexico State, 9/11/21; Interceptions - 1 vs. New Mexico State, 9/11/21; Fumble Recoveries - 1 at Wyoming, 10/23/21.

2021 (Redshirted Freshman Season): Played in all 12 games ... recorded 44 tackles, the most for any player on the squad that didn't start a game ... added a half-sack, 1.5 TFLs for 10 yards, an interception, a pass breakup, a fumble recovery and two QB hurries ... record multiple tackles in each of the final 11 games ... recorded his career-high of eight tackles against San Diego State ... had a six-tackle night against Boise State ... recorded a TFL for six yards against UNLV, part of a four-tackle day ... also had four tackles against Utha State and UTEP ... had a half-sack for four yards against Wyoming ... recovered a fumble against Wyoming, setting up UNM in the red zone ... had a key interception against New Mexico State, along with a pass breakup ... recorded hurries against Colorado State and UNLV.



2020 (Freshman Season): Redshirted.

High School: Lettered in football and baseball at Volcano Vista High School ... recorded 61 tackles as a senior with 9.0 TFLs and 3.0 sacks ... also caught three passes on offense, including a touchdown.

Personal: Birthday is April 24, 2002 ... majoring in civil engineering.



A.J. Odums

Cornerback


5-11 | 170 | So | 1VL-RS
Houston, Texas
Westfield HS

4

A.J. Odums Career Statistics

Year	GP	UA	Asst	Tcks	TFLs-Yds	Sks-Yds	PBU	INT-Yds	FF	FR-Yds
2021	6	6	3	9	1.0-1	0.0-0	0	0-0	0	0-0
Totals	6	6	3	9	1.0-1	0.0-0	0	0-0	0	0-0

Career Highs: Tackles - 3 vs. Utah State, 11/26/21; TFLs - 1.0 vs. Utah State, 11/26/21.



2021 (Freshman Season): Played in six games, recording nine tackles with one TFL ... had a career-high three tackles, including 1.0 TFLs against Utah State ... had a pair of tackles against Texas A&M, UTEP and Boise State with the A&M game being his collegiate debut.

High School: Lettered in football at Westfield High School for coach Matt Meekins, helping it to a 13-2 record ... part of a defense that allowed just 172 points in 15 games in winning the District 16-6A title with an undefeated record ... named First Team All-District 16-6A

Player Biographies

as a senior ... was also named Academic All-District.

Personal: First name is Anthony ... Majoring in communications ... birthday is May 11, 2002.




Isaiah Perez
Long Snapper
5-11 | 210 | Sr & | 1VL
Carlsbad, N.M.
Western New Mexico
Carlsbad HS

46

Isaiah Perez Career Statistics

Year	GP	UA	Asst	Tcks	TFLs-Yds	Sks-Yds	PBU	INT-Yds	FF	FR-Yds
2021	9	3	0	3	0.0-0	0.0-0	0	0-0	0	0-0
Totals	9	3	0	3	0.0-0	0.0-0	0	0-0	0	0-0

Career Highs: Tackles - 2 vs. UNLV, 11/6/21.



&utilizing super senior season.

2021 (Redshirt Senior Season): Played in nine games, serving as a long snapper on all punts starting with game four ... was perfect on all 62 long snaps ... recorded three tackles as well ... had two solo tackles against UNLV ... added a solo tackle against Wyoming.

2020 (Redshirt Junior Season – Western New Mexico): WNMU did not have a season.

2019 (Redshirt Sophomore Season – Western New Mexico): Saw action in nine games at linebacker, recording 29 tackles along with an

interception, a fumble recovery and three passes broken up ... had a career-high 13 tackles against West Texas A&M ... also broke up three passes in that game ... picked off a pass against Ottawa ... recovered a fumble against Eastern New Mexico.

2018 (Redshirt Freshman Season – Western New Mexico): Appeared in four games, totaling four tackles.

2017 (Freshman Season – Western New Mexico): Redshirted.

High School: Lettered in football, baseball, and track & field and Carlsbad High School ... was a two-time All-Conference linebacker ... was named First-Team All-District defensive end in 2016 and he was Second-Team All-District defensive end in 2015 ... also was second team and honorable mention tight end ... a two-time (2014, 2016) All-State pick at long snapper.

Personal: Majoring in liberal arts ... birthday is May 6, 1998.



Jaden Phillips

Defensive Line

6-2 | 270 | So | 1VL
Clovis, N.M.
Clovis HS

99

Jaden Phillips Career Statistics

Year	GP	UA	Asst	Tcks	TFLs-Yds	Sks-Yds	PBU	INT-Yds	FF	FR-Yds
2021	11	7	8	15	2.5-7	1.5-6	0	0-0	0	0-0
Totals	11	7	8	15	2.5-7	1.5-6	0	0-0	0	0-0

Career Highs: Tackles - 4 vs. Utah State, 11/26/21; TFLs - 1.0 at UTEP, 9/25/21; 1.0 vs. Utah State, 11/26/21; Sacks - 1.0 vs. Utah State, 11/26/21.



2021 (Freshman Season): Played in 11 games, starting two (UTEP and Utah State) ... finished the season with 15 tackles, 1.5 sacks for six yards and 2.5 TFLs for seven yards ... had a career-high four tackles in the finale against Utah State, recording a sack for three yards ... had a half-sack for three yards, one of his two tackles against Boise State ... had three tackles including his first career TFL against UTEP ... had two tackles against Colorado State, Fresno State and Boise State.

High School: Lettered in football and basketball at Clovis High School for

coach Cal Fullerton ... named Second Team All-State and First Team All-District in 2019 ... caught 53 passes for 973 yards and six touchdowns while recording 52 tackles, 12 TFLs and 5.0 sacks on defense ... named Second Team All-District as a sophomore.

Personal: Parents are Bryian and Carolyn Phillips ... birthday is January 21, 2003.



Player Biographies



Elijah Queen Tight End

6-5 | 230 | Jr* | 2VL
Clovis, N.M.
Clovis HS

81

Elijah Queen Career Statistics

Year	GP	Rec	Yards	TD	Long	Att	Yards	TD	Long
2020	6	0	0	0	0	0	0	0	0
2021	10	4	56	0	28	0	0	0	0
Totals	16	4	56	0	28	0	0	0	0

Career Highs - Receiving: Receptions - 1 vs. Houston Baptist, 9/2/21; 1 vs. New Mexico State, 9/11/21; 1 at San Diego State, 10/9/21; 1 vs. UNLV, 11/6/21; Yards - 28 at San Diego State, 10/9/21; Long - 28 at San Diego State, 10/9/21.



Jerrick Reed II Safety

5-10 | 195 | Sr& | 3VL-RS
Olive Branch, Miss.
NW Mississippi CC
Olive Branch HS

9

Jerrick Reed II Career Statistics

Year	GP	UA	Asst	Tcks	TFLs-Yds	Sks-Yds	PBU	INT-Yds	FF	FR-Yds
2019	10	35	16	51	3.0-6	0.0-0	1	1-43	0	0-0
2020	7	25	8	33	1.0-1	0.0-0	3	4-58	0	1-0
2021	12	54	35	89	0.0-0	0.0-0	7	1-0	0	0-0
Totals	29	114	59	173	4.0-7	0.0-0	11	6-101	0	1-0

Career Highs: Tackles - 14 vs. Air Force, 10/2/21; TFLs - 2.0 at San Jose State 10/4/19; Interceptions - 2 at Hawai'i 11/7/20; Pass Breakups - 2 at UTEP, 9/25/21; 2 vs. UNLV, 11/6/21; Interceptions TDs - 1 vs. New Mexico State 9/21/19; Fumble Recoveries - 1 at Air Force, 11/20/20.



81

TE

NEW MEXICO LOBOS
ELIJAH QUEEN

*Has a super senior season available.

2020 (Freshman Season): Played in six of seven games, starting three ... did not record a catch on the season.

High School: Lettered in football at Norbonne High School for coach Manuel Douglas ... recorded 28 receptions for 426 yards with five touchdowns and a long of 78 yards as a senior ... helped Norbonne to the CIF Southern California Regional Division I-AA final ... also lettered in basketball at Norbonne.

Personal: Birthday is February 13, 2002 ... undecided on a major.



9

S

NEW MEXICO LOBOS
JERRICK REED II

&utilizing super senior season.

2021 (Senior Season): Started all 12 games at safety ... led the team in tackles with 89 ... tied for the team lead with seven PBUs and also recorded one interception ... named honorable mention All-Mountain West ... had three games of double-digit tackles, including a career-best 14 tackles against Air Force ... had 13 tackles against Colorado State and 12 against UTEP ... recorded two PBUs against both UNLV and UTEP ... had PBUs against Houston Baptist, New Mexico State and Fresno State ...

intercepted a pass against New Mexico State ... had eight tackles against Texas A&M and Boise State.

2020 (Junior Season): Started five games and played all seven ... named First Team All-Mountain West at safety ... finished fourth on the team in tackles with 33 and led the team in interceptions with four ... finished first in the Mountain West in interceptions and tied for eighth nationally in total interceptions ... finished fifth nationally in interceptions per game ... also broke up three passes, recorded a TFL and had one fumble recovery ... had seven tackles with a tackle for a loss in the season opener against San Jose State ... had three tackles but picked off a pair of passes in the first half against Hawai'i ... had eight tackles, an interception and a pass breakup against Nevada ... recorded a fumble recovery along with three tackles against Air Force ... had an interception against Wyo-

Player Biographies

ming, his fourth pick of the season ... finished the year with a season-high nine tackles including seven solos with a pass breakup against Fresno State.

2019 (Sophomore Season): Started and played in 10 games at safety ... recorded 51 tackles, fifth-most on the team and the most among non-seniors ... added 3.0 tackles for losses of six yards, one quarterback hurry, one pass breakup and one interception ... his interception opened up UNM's win over New Mexico State, running it back 43 yards for his first touchdown and the opening score of a 55-52 win ... Reed recorded a career-high 10 tackles against Liberty, including seven solos ... followed that up with nine tackles, again with seven solos, against San Jose State ... recorded five tackles in four different games, against Colorado State, Hawai'i, Nevada and Utah State.

Junior College: Lettered in football at Northwest Mississippi for coach Benjy Parker ... recorded 71 tackles, three for loss, one sack, one fumble recovery, two interceptions and three pass breakups ... helped NWMCC to an 8-2 record.

High School: Lettered in football at Olive Branch for coach Tyler Turner ... as a senior had 99 tackles and seven for loss as Olive Branch went 12-2 and advanced to the third round of the 6A state playoffs ... also added seven interceptions for 271 yards and eight kickoff returns for 120 yards ... named First Team All-State by The Clarion Ledger.

Personal: Full name is Jerrick Jamal Reed II ... majoring in construction management ... birthday is August 7, 2000.



Syaire Riley Linebacker

6-0 | 235 | Jr* | 2VL
Inglewood, Calif.
Palisades HS

36

Syaire Riley Career Statistics

Year	GP	UA	Asst	Tcks	TFLs-Yds	Sks-Yds	PBU	INT-Yds	FF	FR-Yds
2020	7	4	2	6	0.0-0	0.0-0	0	0-0	0	0-0
2021	12	22	23	45	4.0-20	1-13	1	0-0	0	0-0
Totals	19	26	25	51	4.0-20	1-13	1	0-0	0	0-0

Career Highs: Tackles - 7 vs. Air Force, 10/2/21; TFLs - 1.0 vs. Houston Baptist, 9/2/21; 1.0 vs. Air Force, 10/2/21; 1.0 at Fresno State, 11/13/21; Sacks - 1.0 at Fresno State, 11/13/21; PBUs - 1 vs. Houston Baptist, 9/2/21.

*Has a super senior season available

2021 (Sophomore Season): Saw action in all 12 games, starting the final 11 ... was fifth on the team in tackles with 45, including 1.0 sacks and 4.0 TFLs ... also had a QB hurry and one PBU ... had a career-high seven tackles against Air Force with 1.0 TFLs for two yards ... recorded his first career TFL in the opener against Houston Baptist, part of a three-tackle day ... had six tackles against Boise State ... recorded three tackles against Fresno State, including a sack for 13 yards ... also had half-tackles for loss against Boise State and UNLV ... had a hurry against New Mexico State and a pass breakup against Houston Baptist.

2020 (Freshman Season): Saw action in all seven games, mostly on special teams ... recorded six tackles on the season ... had a career-high three tackles



against Air Force while at linebacker ... also had two tackles against Nevada and one against Hawai'i.

High School: Lettered in football at Palisades Charter High School for coach Tim Hyde ... recorded 118 tackles (55 solo) with 0.5 sacks, three forced fumbles and one interception, helping Palisades to a 9-2 record ... earned MaxPreps Player of the Game after recording 18 tackles and forcing a fumble against Banning in the state playoffs ... earned Six MaxPreps Player of the Game honors as a senior.

Personal: Birthday is November 19, 2002 ... majoring in communications and journalism.



JD Roberts Linebacker

6-2 | 220 | Fr | RS
Scottsdale, Ariz.
Notre Dame Prep HS

55



2021 (Freshman Season): Redshirted

High School: Lettered in football at Paraclete High School for coach George Prelock ... named All-State 5A at linebacker as Notre Dame prep made back-to-back state semifinal appearances ... named 2020 5A San Tan First Team All-Region and 2019 5A First Team Northern Valley All-Region ... recorded 114 tackles and 20 rushing touchdowns over 17 games as a senior ... recorded 73 tackles as a junior with a team-leading 19.5 tackles for loss and 9.5 sacks.

Personal: Full name is James Roberts ... parents are David and Kim Roberts ... birthday is September 17, 2002.

are David and Kim Roberts ... birthday is September 17, 2002.



Player Biographies



Aaron Rodriguez Punter

6-0 | 200 | Jr* | 1VL
Newhall, Calif.
Missouri
Hart HS

10

Aaron Rodriguez Career Statistics

Year	GP	Punts	Yards	Lg	Avg	TB	FC	I20	50+	Blk
2021	12	81	3466	61	42.8	7	33	16	12	2
Totals	12	81	3466	61	42.8	7	33	16	12	2

Career Highs: Punts - 11 at Texas A&M, 9/18/21; Yards - 441 at Texas A&M, 9/18/21; Average - 52.6 (7 punts) at UTEP, 9/25/21; Long - 61 at UTEP, 9/25/21; Touchbacks - 2 at Wyoming, 10/23/21; Fair Catches - 7 at San Diego State, 10/9/21; 50-yard punts - 5 at UTEP, 9/25/21; Inside the 20 - 2 vs. Houston Baptist, 9/2/21; 2 at Texas A&M, 9/18/21; 2 at San Diego State, 10/9/21; 2 at Wyoming, 10/23/21; 2 at Boise State, 11/20/21.



2021 (Redshirt Sophomore Season): Served as the starting punter for all 12 games ... punted 81 times for an average of 42.8 yards per punt ... led the nation in total punts with 81, and he was third in total yards with 3,466 yards ... had a long of 61 yards ... forced 33 fair catches with 16 inside the 20-yard line and 12 punts 50-yard punts ... averaged at least 40 yards per punt in 11 of his 12 games ... had his best game average-wise with a 52.9-yard average against UTEP on seven punts, with a long of 61 yards ... had a career-best five 50-yard punts in that game ... punted nine times against San Diego State, forcing a season-high seven fair catches

... had 58-yard punts against both New Mexico State and Utah State ... averaged 45.6 yards per punt on five punts against UNLV ... had two punts inside the 20-yard line out of six as he averaged 43.7 yards per punt at Wyoming.

2020 (Redshirt Freshman Season-Missouri): Did not see any action.

2019 (Freshman Season-Missouri): Redshirted

High School: Lettered in football at Hart High School ... was named All-CIF at both safety and punter in 2018 and 2019 ... has won several punting camp competitions, and has taken part in several Kicking World Showcases ... finished No. 1 in his class in the punting elimination contest at the Kicking World 2017 Showcase ... 2016 Special Teams Player of the Year.

Personal: Birthday is June 17, 2001 ... majoring in psychology.



Jake Saltonstall Defensive End

6-4 | 260 | Sr* | 2VL
Morgan Hill, Calif.
Foothill College
Live Oak HS

95

JAKE SALTONSTALL CAREER STATISTICS

Year	GP	UA	Asst	Tcks	TFLs-Yds	Sks-Yds	PBU	INT-Yds	FF	FR-Yds
2020	7	5	7	12	2.0-21	2.0-21	1	0-0	0	2-0
2021	12	16	20	36	4.5-21	2.5-19	0	0-0	0	0-0
Totals	19	21	27	48	6.5-42	4.5-40	1	0-0	0	2-0

Career Highs: Tackles - 6 vs. Air Force, 10/2/21; TFLs - 1.5 at Boise State, 11/20/21; Sacks - 1.5 at Boise State, 11/20/21; PBUs - 1 at Air Force, 11/20/20; Fumble Recoveries - 1 at Utah State, 11/26/20; 1 vs. Wyoming, 12/5/20;

*denotes has a super senior season available



2021 (Junior Season): Played and started in all 12 games ... recorded 36 tackles, tying for ninth on the team ... had 2.5 sacks for 19 yards and 4.5 TFLs for 21 yards ... also had two QB hurries ... had a career-best six tackles against Air Force, including a half-tackle for a loss ... had five tackles against both Colorado State and UNLV ... added a TFL against UNLV as well ... had 1.5 sacks and TFLs against Boise State for 12 yards ... had a sack for seven yards against Houston Baptist in the opener ... had QB hurries

against New Mexico State and UTEP.

2020 (Sophomore Season): Saw action in all seven games, all starts at defensive end ... recorded 12 tackles and a team-leading two fumble recoveries ... recorded a career-best five tackles in UNM's 17-16 win over Wyoming ... helped keep Wyoming off the scoreboard by recovering a fumble in the final three minutes at the Lobo 5-yard line with UNM up just one point ... also had a fumble recovery against Utah State ... recorded his first sack against Hawai'i, a nine-yarder ... also had a 12-yard sack against Fresno State.

Junior College: Played one year at Foothills Junior College where he recorded 52 tackles, with 18.0 tackles for loss totaling 85 yards ... also had 9.5 sacks on the season for 67 yards ... blocked two kicks, forced a fumble, recovered a fumble and had one pass breakup ... named a JUCO All-America and he was also First Team All-Conference ... had 10 tackles in the season opener for Foothills,



Player Biographies

a 27-6 win over Merced in which he had 3.5 sacks and 5.5 tackles for loss ... Foothills went 10-1 and allowed just 10.6 points per game.

High School: Lettered for Mike Gemo at Live Oak High School.

Personal: Majoring in business ... birthday is October 17, 2000.



Bryce Santana Defensive End

6-3 | 275 | So | 1VL-RS

Los Lunas, N.M.


Los Lunas HS

51

Bryce Santana Career Statistics

Year	GP	UA	Asst	Tcks	TFLs-Yds	Sks-Yds	PBU	INT-Yds	FF	FR-Yds
2020	3	0	2	2	0.0-0	0.0-0	0	0-0	0	0-0
2021	6	1	5	6	0.0-0	0.0-0	0	0-0	0	0-0
Totals	9	1	7	8	0.0-0	0.0-0	0	0-0	0	0-0

Career Highs: Tackles - 2 at Utah State, 11/26/20; 2 at UTEP, 9/25/21; 2 vs. Air Force, 10/2/21; 2 vs. Utah State, 11/26/21.



2021 (Redshirt Freshman Season): Played in six games, starting three ... started against Air Force, Fresno State and Boise State ... recorded six tackles ... had two tackles each against UTEP, Air Force and Utah State.

2020 (Freshman Season): Saw action in the final three games of the season, earning a redshirt ... recorded two tackles on the season, both coming against Utah State.

High School: Lettered in football at Los Lunas High School for coach Jeremy Maupin ... named First Team All-State at defensive line and First Team All-Area by the Albuquerque Journal ... recorded 59 tackles, 10.0 sacks and forcing a fumble, as well as throwing a touchdown pass ... also lettered in basketball and track and field.

Personal: Majoring in engineering ... birthday is November 6, 2001.



Vincent Santos Offensive Line

6-4 | 310 | So | 1SQ-RS

Chula Vista, Calif.

Naval Prep/Eastlake HS

76

*denotes has a super senior season available

2021 (Redshirted Freshman Season): Did not see action.

2020 (Freshman Season): Redshirted.

High School: Lettered in football at Eastlake High School.

Personal: Is undecided on a major ... birthday is September 9, 2000.





Player Biographies



Ian Shewell Linebacker

6-3 | 250 | So* | 1VL-RS
Gilbert, Ariz.
Williams Field HS

52

Ian Shewell Career Statistics

Year	GP	UA	Asst	Tcks	TFLs-Yds	Sks-Yds	PBU	INT-Yds	FF	FR-Yds
2020	6	1	2	3	0.0-0	0.0-0	0	0-0	0	1-0
2021	0	0	0	0	0.0-0	0.0-0	0	0-0	0	0-0
Totals	6	1	2	3	0.0-0	0.0-0	0	0-0	0	1-0

Career Highs: Tackles - 2 at Hawai'i, 11/14/20; Fumble Recoveries - 1 at Hawaii, 11/14/20



52

DE

NEW MEXICO LOBOS
IAN SHEWELL

*Has a super senior season available.

High School: Lettered in football at Williams Field High School for coach Steve Campbell ... recorded 32 tackles, 6.0 sacks, a forced fumble and a fumble recovery as a senior ... named Second Team All-Region 5A San Tan by AZPreps.com.

2020 (Freshman Season): Saw action in six games, recording three tackles and a fumble recovery ... picked up a fumble recovery at Hawai'i, hustling from nearly across the field to follow up on a play and diving on a late fumble ... also had a

career-high two tackles in that game ... other tackle on the season came from San Jose State.

Personal: Majoring in exercise science ... birthday is January 13, 2002.



Isaiah Sillemmon Offensive Line

6-3 | 295 | Fr | RS
Dallas, Texas
Lancaster HS

70



70

OL

NEW MEXICO LOBOS
ISAIAH SILLEMMON

2021 (Freshman Season): Saw action in four games, earning a redshirt ... played against Wyoming and then in the final three games.

High School: Lettered in football at Lancaster High School for coach Chris Gilbert ... helped Lancaster to a 2020 District Championship ... member of the National Honor Society.

Personal: Parent is Chassidi Sillemmon ... birthday is April 22, 2003



Semaj Sims Linebacker

6-1 | 210 | Fr | RS
Oakland, Calif.
McClymonds HS

35



35

LB

NEW MEXICO LOBOS
SEMAJ SIMS

2021 (Sophomore Season): Did not see any action.

2020 (Freshman Season): Redshirted

High School: Lettered in football at McClymonds High School for coach Michael Peters, helping them to a 11-1 record ... won a state title as a sophomore and junior and lost in the finals as a senior.

Personal: Is undecided on a major ... birthday is December 6, 2001.



Player Biographies



George Steinkamp Kicker

6-2 | 195 | Sr& | 2VL
Los Alamos, N.M.
Los Alamos HS

35

George Steinkamp Career Statistics

Year	GP	XP-XPA	FG-FGA	Lg	Blk	KOs	Yards	Avg	TB	TB%	OB
2020	4	8-8	6-11	49	1	0	0	---	0	---	0
2021	12	0-0	0-1	---	0						
Totals	4	8-8	6-11	49	1	0	0	---	0	---	0

Career Highs: Field Goals - 4 at Hawai'i, 11/14/20; Attempts - 5 at Hawai'i, 11/14/20; Long - 49 at Hawai'i, 11/14/20; Extra Points - 3 at San Jose State, 10/31/20; 3 at Hawai'i, 11/7/20; Extra Point Attempts - 3 at San Jose State, 10/31/20; 3 at Hawai'i, 11/7/20.



Jace Taylor Wide Receiver


6-5 | 210 | Jr* | 2VL
Lake Havasu, Ariz.
Lake Havasu HS

3

Jace Taylor Career Statistics

Year	GP	Rec	Yards	TD	Long	Att	Yards	TD	Long
2020	6	0	0	0	0	0	0	0	0
2021	12	2	20	0	17	0	0	0	0
Totals	18	2	20	0	17	0	0	0	0

Career Highs - Receiving: Receptions - 1 at UTEP, 9/25/21; 1 at San Diego State, 10/9/21; Yards - 17 at UTEP, 9/25/21; Long - 17 at UTEP, 9/25/21.



&Utilizing super senior season.

Academics: Named Mountain West All-Academic in 2020 and 2021 and Mountain West Scholar-Athlete in 2020.

2021 (Senior Season): Served mostly as the kickoff specialist for the squad, playing in all 12 games ... attempted just one field goal, missing wide from 53 yards against New Mexico State ... kicked off 38 times, with 24 touchbacks ... opponents averaged just 21.5 yards per return on 13 return attempts ... registered one tackle on the season, that coming against San Diego State.



*Has a super senior season available.

2021 (Sophomore Season): Played in all 12 games, starting seven ... caught two passes for 20 yards on the season ... recorded his first career catch with a 17-yard grab for a first down against UTEP ... also had a short 3-yard grab against San Diego State.

2020 (Freshman Season): Played in six of seven games, but did not record an official statistic ... was a part of two touchdowns with key blocks, including a trick play halfback, throwback pass to quarterback Trae Hall.

2020 (Junior Season): Was second on the team in scoring with 26 points, and led UNM in field goals ... was UNM's starting placekicker for the seasons' first four games ... Made his debut against San Jose State in the opener, hitting all three extra points ... that game was the first organized football game he had ever played in in his life ... ended up hitting all eight extra points he attempted ... missed his first collegiate kick, missing from 46 yards against San Jose State ... bounced back with a 4-for-5 night on field goals against Hawai'i ... hit from 27, 49, 24 and 42 in that game ... the 49 yarder was the longest field goal for UNM during the season ... hit both field goals and both extra points against Nevada, including a 48-yard field goal ... went 0-for-3 against Air Force.

High School: Lettered in soccer at Los Alamos High School ... also lettered in basketball ... scored 20 goals with five assists over his career at Los Alamos ... his brother Arthur Steinkamp pitches on the Lobo baseball team.

Personal: Majoring in business management ... birthday is February 12, 1999.

High School: Lettered in football at Lake Havasu High School for coach Karl Thompson ... recorded 68 receptions for 1,034 yards with eight touchdowns, averaging 129.3 yards per game ... named Second Team All-Region 4A West Valley by AZPreps.com ... named 4A Breakout Player of the Year finalist and 4A Receiver of the Year finalist.

Personal: Full name is Jace Taylor-Stalhut ... majoring in exercise science ... January 3, 2002.



Player Biographies



Jacob Trussell Tight End

6-6 | 205 | Fr | RS
Georgetown, Texas
Georgetown HS

20



Ronald Wilson Safety

5-10 | 185 | So | 1VL
Fort Worth, Texas
North Crowley HS

6



20

TE

NEW MEXICO LOBOS
JACOB TRUSSELL

2021 (Freshman Season):
Redshirted

High School: Lettered in football, basketball and track at Florence High School for coach Chuck Griffin ... recorded 29 catches for 567 yards and six touchdowns.

Personal: Parents are Carl and Danya Trussell ... birthday is August 4, 2003.

Ronald Wilson Career Statistics

Year	GP	UA	Asst	Tcks	TFLs-Yds	Sks-Yds	PBU	INT-Yds	FF	FR-Yds
2021	10	29	26	55	2.0-5	0.0-0	1	2-0	0	1-0
Totals	10	29	26	55	2.0-5	0.0-0	1	2-0	0	1-0

Career Highs: Tackles - 12 vs. Colorado State, 10/16/21; TFLs - 1.0 at UTEP, 9/25/21; 1.0 vs. Utah State, 11/26/21; PBUs - 1 vs. UNLV, 11/6/21; Interceptions - 1 at UTEP, 9/25/21; 1 vs. UNLV, 11/6/21; Fumble Recoveries - 1 at Fresno State, 11/13/21.



6

S

NEW MEXICO LOBOS
RONALD WILSON

2021 (Freshman Season): Played in 10 games, starting the final seven games ... was fourth on the team in tackles for 55, the second-most among all Mountain West freshmen ... led all Mountain West freshmen with two interceptions, and he tied for the team lead as well ... was third in the Mountain West among all freshmen, and three passes defended ... had a career-high 12 tackles against Colorado State, including a career-best six solo tackles ... had nine tackles against Boise State ... that followed an eight-tackle game against Fresno State ... had his first career interception against UTEP, and added

a tackle for loss in that game ... also had a tackle for loss in the finale against Utah State ... picked off a pass along the sidelines against UNLV, and also had a pass breakup in that game ... recovered a fumble against Fresno State.

High School: Lettered in football and track at North Crowley High School for coach Courtney Allen ... ran the 100m and was part of North Crowley's 4x400 relay team.

Personal: Birthday is October 8, 2003 ... majoring in biology.



Jacob Webb Offensive Line

6-6 | 325 | Fr | RS
Chino, Calif.
Diamond Ranch HS

60



60

OL

NEW MEXICO LOBOS
JACOB WEBB

2021 (Freshman Season):
Redshirted

High School: Lettered in football and soccer at Diamond Ranch High School.

Personal: Birthday is August 7, 2003 ... majoring in engineering.

Player Biographies



Connor Witthoft Tight End

6-3 | 240 | Jr* | 2VL

Tucson, Ariz.

Salpointe Catholic HS


41

Connor Witthoft Career Statistics

Year	GP	Rec	Yards	TD	Long	Att	Yards	TD	Long
2020	5	0	0	0	0	0	0	0	0
2021	8	5	48	1	18	1	8	0	8
Totals	13	5	48	1	18	1	8	0	8

Career Highs - Receiving: Receptions - 2 at UTEP, 9/25/21; Yards - 27 at UTEP, 9/25/21; TDs - 1 vs. New Mexico State, 9/11/21; Long - 2 at UTEP, 9/25/21.

Career Highs - Rushing: Attempts - 1 at UTEP, 9/25/21; Yards - 8 2 at UTEP, 9/25/21; Long - 8 at UTEP, 9/25/21.



41

NEW MEXICO LOBOS

TE

CONNOR WITTHOFT

2021 (Redshirt Freshman Season): Played in eight games with one start ... played in the first seven games, but injuries kept him to just one of the last five games ... caught five passes for 48 yards and a touchdown ... also had one rush for eight yards ... his first career catch was for 15 yards and a touchdown against New Mexico State ... had a career-best two receptions for 27 yards, including a long of 18 against UTEP ... had 3-yard catches against both UNLV and San Diego State ... his lone rush went for eight yards against UTEP.

2020 (Freshman Season): Redshirted

High School: Lettered in football at Salpointe High School for coach Dennis Bene, helping them to a 10-1 record and a No. 2 state ranking ... recorded 18 receptions for 265 yards with three touchdowns as a senior ... also recorded 20 tackles on defense with one interception and 2.0 sacks ... named Second Team All-Region by AZPreps.com and First Team All-4A Kino as well.

Personal: Majoring in biology ... birthday is January 1, 2002.



Bobby Wooden Running Back

5-11 | 190 | Jr* | 2VL

Pearland, Texas

Dawson HS

4

Bobby Wooden Career Statistics

Year	GP	Rec	Yards	TD	Long	Att	Yards	TD	Long
2020	7	8	42	0	15	4	12	0	4
2021	9	7	32	0	12	22	47	0	21
Totals	16	15	74	0	15	26	59	0	21

Career Highs - Rushing: Carries - 6 at Boise State, 11/20/21; Yards - 27 at Boise State, 11/20/21; Long - 21 at Boise State, 11/20/21.

Career Highs - Receiving: Receptions - 4 vs. Utah State, 11/26/21; Yards - 16 vs. Utah State, 11/26/21; Long - 12 vs. Utah State, 11/26/21.



4

NEW MEXICO LOBOS

RB

BOBBY WOODEN

*Has a super senior season available.

2021 (Sophomore Season): Played in nine games at running back with two starts, including one at receiver ... rushed for 47 yards in limited carries and caught seven passes for 32 yards ... rushed for a season-high 27 yards against Boise State with a long of 21 yards ... had a season and career-high 11 carries against Utah State ... also caught four passes against Utah State for 16 yards, with a long of 12 yards.

2020 (Freshman Season): Caught six passes as a true freshman for 42 yards ... also

rushed four times for 12 yards ... was one of two true freshmen to start on offense in the season opener for UNM ... got his first official touch on a two-yard rush against Nevada ... caught the first two passes of his career with a pair of catches against Air Force ... had a career-high five receptions against Wyoming and added three rushes for a career-high 10 yards ... those numbers came on his birthday ... had a career-long 15 yard reception against Fresno State.

High School: Lettered in football at Dawson High School for coach Mike Allison, helping them to a 10-2 record ... rushed for 529 yards with three touchdowns as a senior, rushing for seven touchdowns and scoring 15 ... was named the 23-6A Utility Player of the Year as well as First Team All-District at receiver ... was also named to the District 23-6A All-Academic Team.

Personal: Is majoring in criminology ... birthday is December 5, 2001.



Player Biographies



Luke Wysong Wide Receiver

5-10 | 180 | So | 1VL
Rio Rancho, N.M.
Cleveland HS

15

Luke Wysong Career Statistics

Year	GP	Rec	Yards	TD	Long	Att	Yards	TD	Long
2021	11	24	224	0	37	25	112	0	17
Totals	11	24	224	0	37	25	112	0	17

Career High - Receiving: Receptions - 7 vs. Houston Baptist, 9/2/21; Yards - 70 vs. Air Force, 10/2/21; Long - 37 vs. Air Force, 10/2/21.

Career Highs - Rushing: Carries - 8 at Wyoming, 10/23/21; Yards - 46 at Wyoming, 10/23/21; Rush - 17 vs. UNLV, 11/6/21.

Year	PR	Yards	Avg.	TD	Long	KOR	Yards	Avg.	TD	Long
2021	7	77	11.0	1	63	15	304	20.3	0	36
Totals	7	77	11.0	1	63	15	304	20.3	0	36


Career Highs - Kickoff Returning: Returns - 4 vs. Colorado State, 10/16/21; Yards - 92 vs. Colorado State, 10/16/21; Long - 36 vs. Colorado State, 10/16/21.

Career Highs - Punt Returning: Returns - 2 vs. Colorado State, 10/16/21; 2 at Wyoming, 10/23/21; 2 vs. UNLV, 11/6/21; Yards - 60 vs. Colorado State, 10/16/21; TDs - 1 vs. Colorado State, 10/16/21; Long - 10 at 63 vs. Colorado State, 10/16/21.

career-high 70 receiving yards on three catches against Air Force ... had four catches for 51 yards with a long of 26 against San Diego State, and three kickoff returns for 65 yards ... added his first career punt return ... had a career-best 152 yards all-purpose against Colorado State, all on returns ... had a 63-yard punt return for a touchdown for UNM's only score in a 31-7 loss to Colorado State ... added four kickoff returns in that game for 92 yards including a career-long 36-yarder ... set career highs in rushing attempts (8) and yards (46) against Wyoming, and he also returned two punts, including a 15-yard return ... had four rushes for 26 yards against UNLV ... was injured but played against Fresno State and Boise State.

High School: Lettered in football and track at Cleveland High School for coach Heath Ridenour ... his father Adam and two uncles Ben and Daniel played football at New Mexico, and his mother Beth played volleyball at New Mexico ... was named the Albuquerque Journal 6A State Player of the Year in football and the state of New Mexico Gatorade Player of the Year ... caught 15 passes for 429 yards and six touchdowns, averaging 28.6 yards per catch in an abbreviated 2021 Spring season ... he also rushed for two touchdowns and he averaged 23.0 yards on 12 punt returns ... state champion in the 100 and 200-meter in 2021 and he was named the Gatorade State Track and Field Athlete of the Year, making him the state Player of the Year in two sports ... Second Team 6A All-State in 2019 and First Team All-Metro ... recorded 20 catches for 525 yards and two touchdowns, and also recorded two interceptions.

Personal: Parents are Adam Wysong and Beth Wysong ... birthday is May 29, 2003 ... father Ben and uncle Evan both played for the Lobos.



2021 (Freshman Season):

Played in 11 games, earning five starts ... led the Lobos with 24 receptions and 224 yards ... also was UNM's leading punt returner and leading kickoff returner ... averaged 11.0 yards per punt return on seven returns, including a 63-yard touchdown against Colorado State ... averaged 20.3 yards per return on 15 returns, with a long of 36 yards ... among Mountain West freshmen, he finished first in receiving yards, receptions, receiving yards per game, kickoff returns and all-purpose yardage, second in rushing yards opened his career with a career-high seven receptions for 46

yards, including a one-handed, juggling 22-yard catch setting up UNM's second touchdown in a 27-17 win over Houston Baptist ... had four rushes for 19 yards and three catches for 24 yards against New Mexico State ... rushed six times for 20 yards against Texas A&M, and added a reception as well ... had three catches for 27 yards against UTEP, and he had his first career kickoff return ... had a



Newcomer Player Biographies



56 Avery Burt

DL | 6-1 | 250 | So. | JC
Oakland, Calif. (Contra Costa College/
Oregon/Berkeley HS)

2021 (Redshirt Freshman Season - Contra Costa): Played in six games, recording 26 tackles, 15 of which were solo ... also added three sacks, a forced fumble and a fumble recovery... had 7.5 TFLs for 30 yards ... had

his best game tackle-wise with six tackles against Feather River ... had 2.5 TFLs for 10 yards against Yuba ... recovered a fumble against Foothill and forced one in his first game against DeAnza.

2020 (Freshman Season - Oregon): Redshirted

High School: Earned All-West Alameda County Foothill League first team honors as a senior ... Played just one season of football at Berkeley High School ... Finished with 29 tackles, three sacks, six tackles for loss and a forced fumble ... Also a standout in basketball and was named honorable mention All-West Alameda County Foothill League.

Personal: Is undecided on a major ... birthday is October 2, 1999.



26 Myron Carter

RB | 5-9 | 190 | Fr | HS
Houston, Texas (Spring HS)

High School: Lettered in football and track at Spring High School, playing football for coach Trent Miller ... was named First Team all-district in both 2021 and 2020, both times unanimously ... as a senior he rushed for 453 yards on 53 carries, adding 17 catches for 305

yards ... totaled 913 all-purpose yards ... on defense he recorded 25 tackles with an interception and two forced fumbles with one fumble recovery.

Personal: Parents are Elward and Crystal Carter ... was born in New Orleans ... birthday is October 10, 2003 ... interested in sports science as a major.



75 JC Davis

OL | 6-5 | 320 | So | JC
Oakland, Calif. (Contra Costa College/
McClymonds HS)

Junior College: Lettered in football Contra Costa College for coach Otis Yelverton ... was named

First Team All-CCCA.

High School: Lettered in football at McClymonds High School, playing football for coach Michael Peters ... was named Second Team All-League as a senior and Second Team All-City as a junior.

Personal: Parents are Levy and Greta Davis ... birthday is October 9, 2003 ... interested in majoring in business.



45 Will Dennis

TE | 6-4 | 240 | Jr | JC
Overland Park, Kan. (Coffeyville JC/
Oklahoma/Blue Valley NW HS)

Previous College: Lettered for two seasons at Coffeyville Community College,

playing for coach Jeff Leiker ... was a two-time honorable mention All-Jayhawk Conference selection ... also attended Oklahoma, where he played baseball for one season.

High School: Lettered in football and baseball at Blue Valley Northwest High School, playing football for coach Mike Zigunis ... was an honorable mention all-conference pick in football, and was a two-time honorable mention pick in baseball.

Personal: Parents are Brett and Gina Dennis ... birthday is June 13, 1999 ... interested in construction management as a major.



64 Donald Dixon III

OL | 6-3 | 275 | Fr | HS
Oxnard, Calif. (Pacifica HS)

High School: Lettered in football at Pacifica High School, playing football for coach Mike Moon ... was twice named offensive lineman of the year, and in 2021 was named County Lineman of the Year ... earned academic honors at Pacifica.

Personal: Full name is Donald Lee Dixon III ... parents are Donald Dixon, Jr. and Erica Howard ... birthday is May 9, 2004 ... interested in fashion design as a major.




54 Zach Doyle

DL | 6-1 | 275 | Fr | HS
Los Lunas N.M. (Los Lunas HS)

High School: Lettered in football and baseball at Los Lunas High School ... played both offensive and defensive line ... recorded 63 tackles with 5.0 sacks, a forced fumble, a fumble recovery and an interception ... also blocked two punts.

Personal: Birthday is December 6, 2002 ... undecided on a major.





Newcomer Player Biographies



94 Luke Drzewiecki

K | 6-0 | 180 | Fr | HS

Shelby Township, Mich. (Utica Eisenhower HS)

High School: Lettered in football in soccer at Utica Eisenhower High School.

Personal: Is undecided on a major ... birthday is October 6, 2003.



48 Jimmy Gallegos

LB | 5-10 | 220 | So | HS

Albuquerque, N.M. (New Mexico Military Inst./Volcano Vista HS)

Junior College: Lettered at New Mexico Military Institute as a running back ... rushed 18 times for 64 yards and three

touchdowns.

High School: Lettered in football and track and Volcano Vista ... rushed for 1,153 yards on 157 carries with 22 touchdowns and three 100-yard games ... had a 77-yard touchdown and a 94-yard rushing touchdown ... also added 25 receptions for 159 yards and two more touchdowns ... also scored six two-point conversions.



98 Max Elkman

DE | 6-6 | 235 | Fr | HS

Dallas, Texas (Woodrow Wilson HS)

High School: Lettered in football at Woodrow Wilson High School, playing for coach Tony Benedetto ... was twice named First Team All-District, and he was named All-State Academic ... had 40 tackles as a senior with 18.0 TFLs, 8.0 sacks, three forced fumbles, seven PBUs and an interception that he returned for a touchdown.

Personal: Parents are Scott and Aimee Elkman ... birthday is February 16, 2004 ... interested in business as a major.



22 Christian Ellis

RB | 6-1 | 200 | Fr | HS

Jacksonville, Fla. (Edward H White HS)

High School: Lettered in football and track at Edward H. White High School, playing football for coach Lawrence Jonnson ... won state titles

in 2020 in football and track ... was named All-State and All-News4Jax ... in track, he won district titles in the 100-meter and as part of the 4x100-eter relay ... recorded 50 tackles as a defensive back with 3.0 TFLs, 3.0 sacks, an interception, two forced fumbles and three fumble recoveries ... on offense he rushed for 1,457 yards and totaled 1,563 yards all-purpose ... scored 12 touchdowns as a senior ... was also named to the National Honor Society.



34 Leonardo Gallegos

LB | 5-10 | 200 | So | HS

HS

Albuquerque, N.M. (Atrisco Heritage HS)

High School: Lettered in football at Atrisco Heritage High School ... recorded 77 tackles with 2.0 sacks in 2017 as a sophomore ... also picked off a pass.

Personal: Majoring in electrical engineering ... birthday is January 2, 2002.



41 Hunter Haemker

LB | 6-2 | 215 | Fr | HS

Albuquerque, N.M. (La Cueva HS)

High School: Lettered in football at La Cueva High School, playing for coach Brandon Back ... also lettered for four years in wrestling ... was a district champion in wrestling and was the state runner-up in 2021 ... named the La Cueva Lloyd Price Outstanding Scholar/Sportsmanship Award winner.

Personal: Parents are David and Veronica Haemker ... birthday is July 19, 2003 ... interested in kinesiology as a major ... his father David was a Lobo teammate of head coach Danny Gonzales.



Newcomer Player Biographies



28 A.J. Haulcy

S | 5-11 | 220 | Fr | HS

Missouri City, Texas (Fort Bend Marshall HS)

High School: Lettered in football at Fort Bend Marshall High School, playing for coach James Williams ... was named First Team All-State and First Team All-District, as well as Team MVP ... as a senior he recorded 12 interceptions, including three pick-sixes ... also had 47 tackles, one fumble recovery that was returned for a touchdown, a blocked field goal and five PBUs.

Personal: Full name is Adari Haulcy ... parent is Tamanicia ... birthday is January 10, 2004.



29 Dennis Hayden


RB | 5-10 | 195 | Sr | TR

Albuquerque, N.M. (Eastern New Mexico/Sandia HS)

Eastern New Mexico: Played four seasons, redshirting one season.

High School: Lettered in football for three years at Sandia High School for coach Kevin Barker ... also lettered for two seasons at track and field ... was Sandia's Male Student-Athlete of the Year in 2018.

Personal: Goes by DJ ... parents are Dennis and Michelle Hayden ... birthday is December 2, 1999 ... majoring in business administration.



12 Justin Holaday

QB | 6-2 | 200 | So | JC

Leemore, Calif. (Fresno City JC/Leemore HS)

Junior College: Lettered one season at Fresno City College ... played in 11 games, completing 58.1% of his passes going 133-for-229 ... threw for 1,821 yards and 18 touchdowns with just six interceptions with a long of 75 ... also rushed for 391 yards on 102 carries with 10 touchdowns ... threw for a career-best 318 yards and two touchdowns in a 40-21 win over Reedley ... finished his season with 124 consecutive passes without an interception ... accounted for all four touchdowns, throwing for a 50-yard score and rushing for three others in a 28-27 win over Sequoia ... rushed for 102 yards against American River ... also caught a pass and punted twice during the season.

High School: Lettered in football and baseball at Leemore High School ... earned all-league honors ... named two captain ... threw for 4,008 yards in 20 games including 2,226 yards as a senior ... threw for 29 total touchdowns including a long of 88 yards ... completed 297 of 508 passes, a 58.5% clip ... also rushed for 427 yards and two touchdowns.



28 Jaden Hullaby

TE | 6-2 | 240 | So | TR

Dallas, Texas (Texas/Mansfield Timberview HS)

2021 (Redshirt Freshman Season): Did not see any action.

2020 (Freshman Season): Played in two games, earning a redshirt ... played on defense, and recorded one tackle, in the Valero Alamo Bowl against Colorado.

High School: Lettered in football at Mansfield Timberview High School ... was named all-state and all-district at Mansfield Timberview as a senior ... also named all-district as a junior attending and Bishop Dunne as a junior, winning a state title ... was ranked No. 64 overall in Texas by Rivals, No. 77 overall in Texas according to 247Sports and No. 112 overall in Texas by ESPN ... selected first-team All-District 6-5A Division 1 as a quarterback in 2019 ... rushed for 864 yards and 11 touchdowns on 96 carries (9.0 ypc), while completing 42-of-80 passes for 836 yards and nine touchdowns with five interceptions as a senior ... also caught three passes for 98 yards, including an 80-yard touchdown ... part of an offense that averaged 41.2 points per game, including five games of 49 or more points and a high of 84 ... posted three 100-yard rushing games ... opened the season with 119 yards (13.2 ypc) and two rushing touchdowns against Bixby ... rushed for 103 yards against Lake Travis ... recorded season highs of 136 rushing yards and three rushing touchdowns against Mansfield Legacy ... completed 5-of-9 passes for 194 yards and three touchdowns, while rushing three times for 79 yards (26.3 ypc) and two touchdowns against Samuell ... played at Dallas Bishop Dunne as a junior ... earned first-team TAPPS All-State Division I honors in 2018 ... tabbed first-team All-District TAPPS Division I District 2 ... rushed 229 times for 1,181 yards and 11 touchdowns, while also catching 39 passes for a 396 yards and five touchdowns ... posted four 100-yard rushing games ... pulled in a season-high eight receptions against Evangel Christian Academy ... registered 15 carries for 187 yards (12.5 ypc) and two touchdowns against Cornerstone Christian ... gained 130 yards on 21 carries with two touchdowns against Parish Episcopal ... recorded back-to-back 100-yard games with 155 yards and four touchdowns on 15 carries (10.3 ypc) against John Paul II ... rushed 24 times for 149 yards and one touchdown,



59 CJ Henry


LB | 5-11 | 245 | Fr | RS

Lawndale, Calif. (Cathedral HS)

2021 (Freshman Season): Did not play on the team.

High School: Lettered in football at Cathedral High School for coach Anthony Jefferson ... also lettered in track and field ... as a senior he was named First Team All-League and Defensive MVP ... finished the season with 55 tackles, 5.0 Sacks, 16.0 TFLs and 16 quarterback hurries ... as a junior was named Second Team All-League and Most Improved Player.

Personal: First name is Charles ... birthday is September 17, 2002 ... majoring in engineering.





Newcomer Player Biographies

while pulling in five receptions for 69 yards and two touchdowns against Parish Episcopal in the state semifinals ... tallied 95 rushing yards against Bishop Lynch in the state title game ... helped Bishop Dunne to an 11-3 overall record, including a 4-0 district mark and title, and a TAPPS Division I state title in 2018.



32 Ray Iwai
RB | 5-5 | 170 | Fr | HS
Mitika City, Japan (Kosei-Gakuen HS)

Junior College: Lettered at New Mexico Military Institute as a running back ... rushed 18 times for 64 yards and three touchdowns.

High School: Lettered in football and track and Volcano Vista ... rushed for 1,153 yards on 157 carries with 22 touchdowns and three 100-yard games ... had a 77-yard touchdown and a 94-yard rushing touchdown ... also added 25 receptions for 159 yards and two more touchdowns ... also scored six two-point conversions.

Personal: Majoring in emergency medical services ... birthday is September 9, 2001.




51 CJ James
OL | 6-4 | 290 | So | TR
Springfield, Mass. (Abilene Christian/Lackawanna JC/Springfield Central HS)

Previous College: Lettered one season at Abilene Christian

for Adam Dorrel and also redshirted for one season at Lackawanna Junior College ... at Abilene Christian, he served as the starting center for a 5-6 team that averaged 180 yards on the ground and nearly 400 yards of offense per game.

High School: Lettered in football at Springfield Central High School for coach Valdamar T. Brower ... helped his team to a 2019 Massachusetts state championship.

Personal: Name is Collin James, Jr. ... parents are Collin James, Sr. and Shannon Scott ... birthday is January 24, 2001 ... is one of seven siblings ... interested in business management as a major.



49 Marquis Jones
LB | 6-1 | 200 | Fr | HS
Ocala, Fla. (Trinity Catholic HS)

High School: Lettered in football at Trinity Catholic High School, playing for coach John Brantley ... was a four-year starter ... a two-time Honorable Mention All-State selection ... was named All-District and First Team All-Defense ... earned a 247 Sports 3-star rating ... was

a two-way player.

Personal: Parents are Willie and Martina Jones ... birthday is March 12, 2004 ... interested in sports medicine as a major.



5 Miles Kendrick
QB | 5-10 | 205 | Sr | TR
Morgan Hill, Calif. (Kansas/Valley Christian HS)

Kansas: Lettered in football three seasons at Kansas, playing

in 17 career games with four starts ... was 96-for-157 (61.1%) for his career for 853 yards with nine touchdowns and six interceptions ... added 101 yards rushing on 71 attempts with one touchdowns ... had a career-high 166 yards passing and two TDs against TCU in 2020.

JC: Lettered in football one season at San Mateo under coach Larry Owens ... saw action in 11 games, starting nine ... threw for 1,889 yards and 18 touchdowns, leading San Mateo to an 11-2 overall mark and a runner-up finish in the California Community College Athletic Association (CCCCAA) state championship game ... was 103-for-178, with a long completion of 91 yards ... added 417 rushing yards and five scores on 103 carries.

High School: Lettered in football at Valley Christian High School, playing for coach Mike Machado ... named All-CIF in 2016 and co-NorCal Quarterback of the year as a senior.

Personal: Parents are John Lee Kendrick, Jr. and Rachell Argell ... birthday is May 8, 1999 ... graduated from Kansas with a degree in communication studies.





Newcomer Player Biographies



90 Tyler Kiehne
DE | 6-3 | 250 | Fr | TR
 Los Lunas, N.M. (UCLA/Los Lunas HS)

UCLA: Redshirted his true freshman year at UCLA, not seeing any game action.

High School: Lettered in football at Los Lunas High School, playing football for coach Jeremy Maupin ... also lettered in basketball ... was the No. 1 rated recruit out of New Mexico in 2020 ... was a three-time First Team All-District selection ... was twice named First Team All-Metro, and he was the 2020 Metro Player of the Year ... earned three Academic Letters at Las Lunas ... in 2019, he recorded 56 tackles with 13.0 TFLs and 9.0 sacks, helping the Tigers to the 5A state title game.

Personal: Parent are Shawn and Ada Kiehne ... birthday is November 2, 2002 ... interested in sports science as a major ... his grandmother is a UNM graduate.



21 Zach Morris
CB | 6-1 | 185 | Fr | HS
 Flower Mound, Texas (Marcus HS)

High School: Lettered in football at Marcus High School, playing for coach Kevin Atkinson ... also lettered in baseball at Marcus ... as a senior, he recorded 46 tackles, five PBUs, one interception and 2.0 TFLs ... helped Marcus to three straight District titles.

Personal: Full name is Zachary Morris ... parent is Teresa McDaniel ... birthday is September 15, 2003 ... interested in a business major.



38 David Murphy
S | 5-11 | 190 | Fr | HS
 Rio Rancho, N.M. (Cleveland HS)

High School: Lettered in football at Cleveland under current

UNM assistant coach Heath Ridenour ... recorded 62 tackles in his final full season with three interceptions, two forced fumbles and five passes defended ... also played some receiver, catching four passes for 32 yards.

Personal: Is undecided on a major ... birthday is November 23, 2002.



5 Jer'Marius Lewis
S | 5-11 | 185 | Fr | HS
 Summit, Mass. (North Pike HS)

High School: Lettered in football at North Pike High School, playing for coach Matt Mock ... was named First Team All-State and Team MVP ... earned the Jaguar Award and was named a Bernard Blackwell All-Star ... also named North Pike Student of the Month and Mr.

North Pike ... was a member of FCA, Geek Squad and jag2jag.

Personal: Full name is Jer'marius Keonte' Lewis... parents are Christopher and Chiquita Lewis ... birthday is April 21, 2004 ... interested in a business major ... is the nephew of Lobo legend Glover Quin.



27 Jaylen Morgan
RB | 5-8 | 195 | Jr | TR
 Rio Rancho, N.M. | New Mexico Highlands/Rio Rancho HS

New Mexico Highlands: Played two seasons at New Mexico Highlands ... rushed for

25 yards in 2019 on eight carries.

High School: Letter at Rio Rancho High School ... was a State Champion in 2016 ... was a two-time All-District ... Also wrestled at Rio Rancho ... was a three-time All-Academic Team.

Personal: Birthday is January 9, 2001 ... majoring in liberal arts.



8 Geordan Porter
WR | 6-1 | 195 | Sr* | TR
 Rancho Cucamonga, Calif. (Arizona State/Etiwanda HS)

*denotes has a super senior season available.

Arizona State: Lettered three seasons and redshirted a fourth at Arizona State ... recorded 14 career catches for 250 yards and a touchdown ... recorded a career-long 63-yard catch for a touchdown against Oregon State ... averaged 27.5 yards on four career kickoff returns with a long of 37.

High School: Lettered in football at Etiwanda High School for coach Kevin Davis ... played in just six games as a senior due to injury but recorded 23 catches





Newcomer Player Biographies

for 468 yards and five TDs while averaging 39.4 yards per kickoff return ... had 56 career varsity catches for 980 yards and 10 TDs ... named First Team All-Baseline League ... rated a three-star prospect out of high school by 247Sports and ESPN.

Personal: Parents are George and Daniel Porter ... birthday is May 3, 2000 ... plans on majoring in business and communications.



23 Hunter Sellers
DB | 5-11 | 180 | So | TR
College Park, Ga. (Pittsburgh/Woodward Academy)

Pittsburgh: Played two seasons at Pittsburgh, redshirting in 2020 and not seeing game action

in 2021.

High School: Lettered in football at Woodward Academy under coach John Hunt ... named First Team All-Region 4A and All-State on defense ... recorded 38 tackles, two interceptions and two fumble recoveries as a defensive back and had 16 catches for 288 yards as a senior with four touchdowns as a receiver ... Woodward went 13-1 his senior year ... missed his junior year with an injury but recorded 67 tackles, two interceptions, two fumble recoveries and three receiving touchdowns as a sophomore.

Personal: Parents are Lisa and Lee Sellers ... birthday is September 11, 2001 ... plans on majoring in communications ... brother Trent Sellers also played at UNM.



66 Jaxon Powell
DE | 6-3 | 250 | Fr | HS
Albuquerque, N.M. (Manzano HS)

High School: Lettered in football for three years as well as basketball at Manzano High School ... helped team to a 2017 state title in football ... also is a third-degree black belt in Kempo Karate.

Personal: Parents are Robert and Leta Powell ... birthday is October 28, 2002 ... majoring in geography.




89 David Rowaiye
DE | 6-5 | 270 | Fr | HS
Oklahoma City, Okla. (Southeast HS)

High School: Lettered in football at Southeast High School, playing

for coach Kenny Blair ... also lettered in track and field ... was named Oklahoma 5A Player of the Year ... a member of the Oklahoma Super30 ... named Oklahoma All-State and All-OKC as well ... had 84 tackles with three forced fumbles and 3.0 sacks (according to MaxPreps).

Personal: Parents are Stephen and Modupe Rowaiye ... birthday is December 26, 2003 ... interested political science as a major.



37 Blaine Smith
S | 5-10 | 190 | So | JC
Albuquerque, N.M. (New Mexico Military Institute/La Cueva HS)

Junior College: Lettered two seasons at New Mexico Military ... played in 20 games over the 2019 and 2020 seasons, recording 35 tackles with 1.0 TFLs ... served as the teams' punt returner his first season, returning 18 punts for a 12.7-yard average with a 67-yard touchdown.

High School: Lettered at LaCueva High School in Albuquerque ... also lettered in baseball and wrestling ... recorded 87 tackles including 48 as a senior ... had 7.0 career TFLs ... had seven career interceptions, five as a senior ... also forced one fumble and recovered a different one ... played running back as a sophomore, scoring three rushing touchdowns.

Personal: Majoring in liberal arts ... birthday is December 14, 2000.



2 Jah'Mar Sanders
QB | 5-9 | 160 | Fr | HS
Port Arthur, Texas (Port Arthur HS)

High School: Lettered in football at Port Arthur High School, playing for coach Brian Morgan ... named a two-time district MVP ... also was twice named Beaumont Super Gold Offensive Player of the Year ... also earned a Texas Tough Player of the Week nod ... as a senior, threw

for 2,005 yards and 20 touchdowns ... also rushed for 1,481 yards on 158 carries with 19 touchdowns.

Personal: Full name is Jah'Mar Rah'Jay Sanders ... parent is Nicole Sanders ... birthday is November 12, 2003.



Newcomer Player Biographies



89 Elijah Spaulding
WR | 6-2 | 205 | Fr | RS
Albuquerque, N.M. (Cibola HS)

High School: Lettered in football at Cibola High School ... caught 60 passes for 737 yards and seven touchdowns ... had a long of 42 yards.

Personal: Is majoring in exercise science ... birthday is

June 19, 2003.



13 Bryson Taylor
CB | 6-2 | 175 | Fr | HS
Hoschton, Ga. (Mill Creek HS)

High School: Lettered in football at Mill Creek High School, playing for coach Josh Lovelady ... also lettered in basketball and track ... as a senior, he was named First Team Georgia All-Region 8-7A, and Second Team All-County, recording 47 tackles with one interception

and 20 pass breakups ... as a junior, he recorded 45 games with one interception and eight pass breakups in just six games ... as a sophomore, he recorded two varsity interceptions ... he was named the Hawk Player of the Week for Mill Creek's playoff game against Roswell.

Personal: Parents are Sylvia & Jabari Cain, and Keino Taylor ... birthday is May 15, 2004 ... interested in exercise science as a major.



23 Zach Vigil
RB | 5-10 | 185 | Fr | HS
Rio Rancho, N.M. (Rio Rancho HS)

High School: Lettered in football at Rio Rancho High School, playing for coach Gerard Pannoni ... named the 2021 New Mexico Gatorade Player of the Year ... also named the 2021 Mr. New Mexico Football ... Named First Team All-State at running back along with First

Team All-District and All-Metro ... was the District 1-6A Player of the Year ... rushed for 1,553 yards and 30 touchdowns as a senior, leading Rio Rancho to the state title game ... for his career, he scored 55 touchdowns, rushing for 3,005 yards ... named to the National Honor Society with a 4.05 GPA.

Personal: Parents are Gary and Tina Vigil ... birthday is December 4, 2003 ... sister Alyssa is a UNM graduate ... is one of five siblings.



22 Christian Washington
RB | 5-10 | 200 | Fr | HS
San Diego, Calif. (Helix HS)

High School: Lettered in football at Helix High School, playing football for coach Robbie Owens ... helped Helix win a pair of Section Open Division titles, in 2019 and 2021 ... rushed for 2,241 yards in his senior season, and he totaled 4,053 yards rushing over a 31-game varsity

career ... scored 31 touchdowns rushing as a senior ... scored 60 career varsity

touchdowns, 50 rushing, eight receiving and two on kickoffs ... his career all-purpose yardage was 5,634 yards, an average of 170.7 per game ... was a Silver Pigskin Finalist in San Diego.

Personal: Parents are Shari Washington and Jason Van ... was born in Virginia ... birthday is April 22, 2004 ... interested in business as a major.




31 Jalen Washington
LB | 6-0 | 220 | Fr | TR
Rio Rancho, N.M. (New Mexico State/Cleveland HS)

2021 (Freshman Season): Redshirted at New Mexico State.

High School: Lettered in football at Cleveland High School ... was named First Team All-State at linebacker ... won a pair of state titles at Cleveland, where his coach was current UNM quarterbacks coach Heath Ridenour ... was named first team All-State and first team All-District in 2020 ... was an honorable mention All-State selection in 2019.

Personal: Parents are Jermaine and Sheritta Washington ... majoring in business administration ... birthday is July 24, 2003.



9 Sherod White
RB | 5-9 | 195 | Jr | JC
Menifee, Calif. (Mt. San Jacinto JC/Heritage HS)

JC: Lettered two seasons at Mt. San Jacinto ... was team MVP and named a JC All-American ... in

2021, he rushed for 1,001 yards on 138 carries, averaging 7.3 yards per rush ... he scored 15 touchdowns with a long of 80 ... added 37 receptions for 483 yards and five more touchdowns ... in 2019 as a freshman he recorded 915 yards rushing on 167 carries, a 5.5 average ... added five touchdowns with a long rush of 83 yards ... caught 31 passes for 407 yards and two touchdowns.

High School: Lettered in football at Heritage High School for coach Kraig Broach ... named first team all-league and first team All-CIF.

Personal: Parents are Tiara Moore and Shamia White ... birthday is January 13, 2000 ... plans on majoring in exercise science.





Newcomer Player Biographies



19 Tristan White
WR | 5-9 | 165 | Fr | HS
Fort Worth, Texas (North Crowley HS)

High School: Lettered in football at North Crowley High School, playing football for coach Courtney Allen ... also lettered in track ... earned First Team All-District Honors as both a senior and junior ... was a top performer on the North Crowley 4x100-meter relay squad ... also ran

with the Ravens Hallmark Track Club.

Personal: Full name is Tristan Javion White ... parent is Krishonda Russell ... birthday is August 6, 2004 ... interested in sports science as a major.



94 Landon Williams
DE | 6-4 | 225 | Fr | HS
Albuquerque, N.M. (Albuquerque HS)

High School: Lettered in football at Albuquerque High School for coach Tim Johnson ... also lettered in basketball ... was named First Team All-District, First Team All-Metro and Second Team All-State ... was named to the state high school All-Star Game ... was a member of

the Black Student Union.

Personal: Parent is Lisa Meadows ... birthday is March 8, 2004 ... undecided on a major.



72 Zaccheaus Williams
OL | 6-4 | 300 | So | JC
Jackson, Miss. (Mississippi Gulf Coast College/Callaway HS)

JC: Lettered one season at Mississippi Gulf Coast College for coach Jack Wright ... saw action in five games.

High School: Lettered in football at Callaway High School ... played for coach Chadwick Germany.

Personal: Birthday is May 30, 2001 ... majoring in liberal arts.



17 Josh Williamson
S | 6-2 | 175 | So | JC
Tampa, Fla. (Reedley JC/Blake HS)

JC: Lettered in football at Reedley Junior College ... played in seven games, recording 17 tackles, three interceptions, 2.0 TFLs and one pass breakup ... had a career-high six tackles against San Joaquin Delta ... picked off two passes and recovered a fumble in a 38-6 win

over Siskiyou ... also had an interception in the season finale against Butte ... had two tackles, one for loss, and a pass breakup against Laney.

High School: Lettered in football and basketball at Blake High School ... was a quarterback in high school, throwing for 741 yards and rushing for 350 yards

... was 49-for-119 passing with seven touchdowns ... also scored three rushing touchdowns, with a long of 43 yards ... did also play on defense, recording an interception and a pass breakup along with a sack.



73 DJ Wingfield
OL | 6-4 | 310 | Jr | JC
Los Angeles, Calif. (El Camino JC/Redondo Union HS)

Previous College: Lettered for two seasons at El Camino Junior College, playing for coach Gifford Lindheim ... played all 22 games over two seasons at El Camino ... was named SCFA National Division Central League

All-Second Team on offense.

High School: Lettered in football at Redondo Union High School, playing football for coach Matt Ballard.

Personal: Full name is Dajuanye Wingfield ... parent is Ebonie Mathias ... birthday is January 13, 2001.



14 Kalen Woods
S | 6-3 | 170 | Fr | HS
Oakland, Calif. (Fremont HS)

High School: Lettered in football at Fremont High School, playing for coach Omarri Murphy ... earned First Team All-OAL honors as a senior defensive back ... turned heads with a wild performance against Oakland High late his senior season, picking off four passes, returning two for touchdowns in a 42-0 shutout win.

Personal: Parents are Leman Woods and Enrica Knapp ... birthday is February 7, 2004 ... is one of seven siblings, and is right in the middle ... is interested in social justice, African-American/ethnic studies or communications as a major.

Newcomer Player Biographies



83 Kade Zimmerman
WR | 6-3 | 190 | Fr | TR
 Irvine, Calif. (Black Hills State/Irvine HS)

Black Hills State:
 Played in eight games, catching nine passes for

108 yards and a touchdown with a long of 44 yards.

High School: Totaled 1558 yards on 110 receptions and scored 20 touchdowns during his time at Irvine High School in California ... hauled in 25 receptions for 452 yards and six touchdowns in his senior season shortened by the pandemic ... totaled 1,049 yards and eight touchdowns on 79 catches ... helped his team to win league and city championships his senior year.

Personal: Brother Tate is on the squad ... birthday is December 31, 2002 ... majoring in communications.



26 Tate Zimmerman
LB | 6-1 | 210 | Fr | HS
 Irvine, Calif. (Irvine HS)

High School: Lettered in football at Irvine High School, playing football for coach Thomas Ricci ... also lettered in baseball ... helped lead Irvine to Pacific League titles in 2020 (spring of 2021) and 2021 ... lettered four years in football ... also with earning Pacific League MVP honors

as a senior, he was named Defensive Team MVP and First Team All-League as a junior ... was the league Defensive MVP as a junior as well ... named Honorable Mention All-League and Special Teams Player of the Year as a sophomore ... recorded 236 total tackles for his career with 11 total touchdowns.

Personal: Parents are Kyle and Holiday Zimmerman ... birthday is May 23, 2004 ... brother Kade played at Black Hills State and plans on joining Tate with the Lobos.



Game-by-Game Results

	Date	Opponent		Score	Overall	Conf	Time	Attend
	09/02/2021	Houston Baptist	W	27-17	1-0	0-0	3:04	15908
	09/11/2021	New Mexico St.	W	34-25	2-0	0-0	3:36	28470
	09/18/2021	at Texas A&M	L	0-34	2-1	0-0	2:58	98780
	09/25/2021	at UTEP	L	13-20	2-2	0-0	3:14	15069
*	10/02/2021	Air Force	L	10-38	2-3	0-1	3:15	13158
*	10/09/2021	at San Diego St.	L	7-31	2-4	0-2	3:05	8387
*	10/16/2021	Colorado St.	L	7-36	2-5	0-3	3:33	15403
*	10/23/2021	at Wyoming	W	14-3	3-5	1-3	2:42	20133
*	11/06/2021	UNLV	L	17-31	3-6	1-4	3:17	14007
*	11/13/2021	at Fresno St.	L	7-34	3-7	1-5	2:57	35020
*	11/20/2021	at Boise St.	L	0-37	3-8	1-6	3:10	28542
*	11/26/2021	Utah St.	L	10-35	3-9	1-7	3:15	11046

Team Statistics

	UNM	OPP
Scoring	146	341
Points per game	12.2	28.4
Points Off Turnovers	34	57
First Downs	165	226
Rushing	87	99
Passing	59	102
Penalty	19	25
Rushing Yardage	1450	1732
Yards gained rushing	1905	2043
Yards lost rushing	455	311
Rushing attempts	464	464
Average per rush	3.1	3.7
Average per game	120.8	144.3
TDs Rushing	5	17
Passing Yardage	1369	2638
Comp-Att-Int	143-260-8	197-351-9
Average per pass	5.3	7.5
Average per catch	9.6	13.4
Average per game	114.1	219.8
TDs Passing	10	19
Total offense	2819	4370
Total plays	724	815
Average per play	3.9	5.4
Average per game	234.9	364.2
Kick returns: #-Yards	41-993	13-280
Punt returns: #-Yards	17-198	24-221
Int returns: #-Yards	9-24	8-72
Kick return average	24.2	21.5
Punt return average	11.6	9.2
Int return average	2.7	9.0



Team Statistics

Fumbles-Lost	22-12	11-4
Penalties-Yards	83-685	73-670
Average per game	57.1	55.8
Punts-Yards	83-3466	59-2659
Average per punt	41.8	45.1
Net punt average	37.2	39.7
Kickoffs-Yards	38-2378	74-4362
Average per kick	62.6	58.9
Net kick average	39%	37%
Sacks by-Yards	25-182	33-239
Misc Yards	0	0
Touchdowns scored	17	39
Field goals - attempts	9-14	22-28
On-Side kicks	0-0	0-0
Red-zone scores	(16-26) 62%	(36-40) 90%
Red-zone touchdowns	(10-26) 38%	(23-40) 58%
PAT-attempts	(17-17) 100%	(39-39) 100%
Attendance	97992	205931
Games / Avg per game	6/16332	6/34322
Neutral site games	-	0/0

Score by Periods

Team	1st	2nd	3rd	4th	OT	TOT
New Mexico	49	47	30	20	0	146
Opponents	69	142	76	54	0	341

2021 STARTING LINEUPS

OFFENSE

OPPONENT	QB	WR	WR	WR/RB*/TE#	RB/WR*	TE/WR*/RB#	LT	LG	C	RG	RT
HBU	T. Wilson	Hall	An. Erickson	Wysong	Cole	Jarvis	Briggs	Cook	Stapley	Gutierrez	Jankoviak
NMSU	T. Wilson	Scruggs, Jr.	Wysong	Bruckler#	Cole	Jarvis	Briggs	Cook	Stapley	Gutierrez	Jankoviak
@TAMU	T. Wilson	Scruggs, Jr.	Wyong	Queen	Taylor*	Bruckler	Briggs	Cook	Stapley	Gutierrez	Davis
@UTEP	T. Wilson	Taylor	Au. Erickson	Witthoft#	Cole	Jarvis	Briggs	Cook	Stapley	Gutierrez	Davis
AFA	T. Wilson	Taylor	Wysong	Boone	Cole	Jarvis	Briggs	Cook	Stapley	Gutierrez	Buford
@SDSU	T. Wilson	Lanier	An. Erickson	Hall	Dumas	Jarvis	Briggs	Cook	Stapley	Matautia	Buford
CSU	Montes	Scruggs, Jr.	An. Erickson	Bruckler#	Cole	Jarvis	Briggs	Cook	Stapley	Matautia	Davis
@WYO	Chavez	Scruggs, Jr.	Wysong	Taylor	Dumas	Jarvis	Briggs	Gutierrez	Stapley	Jang	Cook
UNLV	Chavez	Scruggs, Jr.	Wysong	Taylor	Dumas	Jarvis	Briggs	Gutierrez	Stapley	Jang	Cook
@FS	Chavez	Scruggs, Jr.	Wysong	Taylor	Dumas	Jarvis	Briggs	Gutierrez	Jang	Stapley	Cook
@BSU	Chavez	Scruggs, Jr.	Wysong	Taylor	Dumas	Jarvis	Briggs	Gutierrez	Jang	Stapley	Cook
USU	Carroll	Scruggs, Jr.	An. Erickson	Taylor	Wooden	Jarvis	Briggs	Asenuga	Jang	Stapley	Cook

DEFENSE

OPPONENT	LE	NT/MLB#	RE	LLB	MLB	RLB/NT#	LCB	LWOLF	LOBO	RWOLF	RCB
HBU	Saltonstall	Murray	Harris	Hannah	Leutele	Sanders	Hightower	Peek	Combs	Reed II	Martin
NMSU	Saltonstall	Murray	Noble	Riley	Leutele	Sanders	Hightower	Peek	Combs	Reed II	Martin
@TAMU	Saltonstall	Murray	Noble	Riley	Leutele	Sanders	Hightower	R. Wilson	Combs	Reed II	Martin
@UTEP	Saltonstall	Murray	Noble	Riley	Leutele	Phillips#	Hightower	Peek	Combs	Reed II	Martin
AFA	Saltonstall	Murray	Noble	Riley	Leutele	Santana#	Hightower	R. Wilson	Combs	Reed II	Martin
@SDSU	Saltonstall	Murray	Noble	Riley	Leutele	Sanders	Hightower	R. Wilson	Combs	Reed II	Martin
CSU	Saltonstall	Murray	Noble	Riley	Leutele	Sanders	Collier	R. Wilson	Combs	Reed II	Martin
@WYO	Saltonstall	Murray	Noble	Riley	Leutele	Sanders	Hightower	R. Wilson	Combs	Reed II	Collier
UNLV	Saltonstall	Murray	Noble	Riley	Leutele	Sanders	Hightower	R. Wilson	Combs	Reed II	Collier
@FS	Saltonstall	Santana	Noble	Riley	Leutele	Sanders	Hightower	Peek	R. Wilson	Reed II	Collier
@BSU	Saltonstall	Santana	Noble	Riley	Leutele	Sanders	Hightower	R. Wilson	Combs	Reed II	Martin
USU	Saltonstall	Phillips	Noble	Riley	Hunter	Sanders	Hightower	R. Wilson	Combs	Reed II	Martin



Individual Statistics

Rushing

Player	gp	att	gain	loss	net	avg	td	lg	avg/g
Aaron Dumas	11	136	668	10	658	4.8	2	63	59.8
Bobby Cole	11	88	379	24	355	4.0	2	75	32.3
Terry Wilson Jr.	6	51	199	152	47	0.9	1	56	7.8
Isaiah Chavez	5	34	106	24	82	2.4	0	21	16.4
Peyton Dixon	3	29	123	3	120	4.1	0	23	40.0
C.J. Montes	3	25	61	71	-10	-0.4	0	16	-3.3
Luke Wysong	11	25	123	11	112	4.5	0	17	10.2
Bobby Wooden	9	22	75	28	47	2.1	0	21	5.2
Bryson Carroll	2	21	56	65	-9	-0.4	0	18	-4.5
Trae Hall	8	9	37	10	27	3.0	0	21	3.4
Chad Alexander	7	9	41	0	41	4.6	0	8	5.9
Connor Genal	2	4	20	12	8	2.0	0	8	4.0
Mannie Logan-Greene	4	2	9	0	9	4.5	0	6	2.3
Austin Erickson	5	2	0	9	-9	-4.5	0	0	-1.8
Andrew Erickson	11	1	0	0	0	0.0	0	0	0.0
Connor Witthoft	8	1	8	0	8	8.0	0	8	1.0
Team	12	5	0	36	-36	-7.2	0	0	-3.0
Total	12	464	1905	455	1450	3.1	5	75	120.8
Opponents	12	464	2043	311	1732	3.7	17	53	144.3

Punt Returns

Player	no.	yds	avg	td	lg
Luke Wysong	7	77	11.0	1	63
Andrew Erickson	3	11	3.7	0	12
Chad Alexander	3	27	9.0	0	10
Mannie Logan-Greene	2	85	42.5	0	53
Duece Jones	1	-4	-4.0	0	0
Total	17	198	11.6	1	63
Opponents	24	221	9.2	3	44

Interceptions

Player	no.	yds	avg	td	lg
Ronald Wilson	2	0	0.0	0	0
Tavian Combs	2	1	0.5	0	1
Jerrick Reed II	1	0	0.0	0	0
Corey Hightower	1	4	4.0	0	4
Donte Martin	1	16	16.0	0	16
Ray Leutele	1	3	3.0	0	3
Cody Moon	1	0	0.0	0	0
Total	9	24	2.7	0	16
Opponents	8	72	9.0	0	24

Passing

Player	gp	effic	comp-att-int	pct	yds	td	lg	avg/g
Terry Wilson Jr.	6	117.8	101-174-4	58.0	1058	7	58	176.3
C.J. Montes	3	28.1	10-33-2	30.3	39	0	13	13.0
Isaiah Chavez	5	146.4	17-24-1	70.8	161	2	43	32.2
Connor Genal	2	47.8	5-14-1	35.7	44	0	16	22.0
Bryson Carroll	2	160.9	8-10-0	80.0	57	1	15	28.5
Trae Hall	8	71.0	1-2-0	50.0	5	0	5	0.6
Andrew Erickson	11	0.0	0-2-0	0.0	0	0	0	0.0
Joah Flores	6	142.0	1-1-0	100.0	5	0	5	0.8
Total	12	105.8	143-260-8	55.0	1369	10	58	114.1
Opponents	12	132.0	197-351-9	56.1	2638	19	78	219.8

Kick Returns

Player	no.	yds	avg	td	lg
Luke Wysong	15	304	20.3	0	36
Mannie Logan-Greene	9	299	33.2	0	45
Peyton Dixon	6	135	22.5	0	29
Andrew Erickson	5	95	19.0	0	23
Chad Alexander	3	53	17.7	0	20
Donte Martin	2	75	37.5	0	47
Total	41	993	24.2	0	47
Opponents	13	280	21.5	0	39

Receiving

Player	gp	no.	yds	avg	td	lg	avg/g
Luke Wysong	11	24	224	9.3	0	37	20.4
Trace Bruckler	11	15	194	12.9	3	43	17.6
Mannie Logan-Greene	4	14	155	11.1	1	58	38.8
Andrew Erickson	11	13	138	10.6	1	26	12.5
Kyle Jarvis	12	11	159	14.5	2	34	13.3
Zarak Scruggs, Jr.	9	11	90	8.2	0	51	10.0
Bobby Cole	11	10	29	2.9	0	12	2.6
Trae Hall	8	8	52	6.5	1	21	6.5
Bobby Wooden	9	7	32	4.6	0	12	3.6
Chad Alexander	7	6	12	2.0	0	14	1.7
Keyonta Lanier	9	5	87	17.4	1	47	9.7
Connor Witthoft	8	5	48	9.6	1	18	6.0
Elijah Queen	10	4	56	14.0	0	28	5.6
Austin Erickson	5	3	30	10.0	0	14	6.0
Jace Taylor	12	2	20	10.0	0	17	1.7
CJay Boone	6	2	26	13.0	0	15	4.3
Terry Wilson Jr.	6	2	10	5.0	0	5	1.7
Blake Wells	6	1	7	7.0	0	7	1.2
Total	12	143	1369	9.6	10	58	114.1
Opponents	12	197	2638	13.4	19	78	219.8

Fumble Returns

Player	no.	yds	avg	td	lg
Total	0	15	0.0	1	15
Opponents	0	30	0.0	0	14



Individual Statistics

Scoring

Player			PAT						pts
	td	fg	kick	rush	rcv	pass	dpx	saf	
Andrew Shelley	-	9-13	17-17	-	-	-	-	-	44
Trace Bruckler	3	-	-	-	-	-	-	-	18
Bobby Cole	2	-	-	-	-	-	-	-	12
Kyle Jarvis	2	-	-	-	-	-	-	-	12
Aaron Dumas	2	-	-	-	-	-	-	-	12
Terry Wilson Jr.	1	-	-	-	-	-	-	-	6
Trae Hall	1	-	-	-	-	-	-	-	6
Andrew Erickson	1	-	-	-	-	-	-	-	6
Mannie Logan-Greene	1	-	-	-	-	-	-	-	6
Ray Leutele	1	-	-	-	-	-	-	-	6
Connor Witthoft	1	-	-	-	-	-	-	-	6
Luke Wysong	1	-	-	-	-	-	-	-	6
Keyonta Lanier	1	-	-	-	-	-	-	-	6
Total	17	9-14	17-17	0	0	0	0	0	146
Opponents	39	22-28	39-39	0	0	0	0	1	341

Field Goals

Player	fg	pct.	01-19	20-29	30-39	40-49	50-99	lg	blk
Andrew Shelley	9-13	69.2	0-0	2-2	3-4	4-7	0-0	49	0
George Steinkamp	0-1	0.0	0-0	0-0	0-0	0-0	0-1	0	0
Opponents	22-28	78.6	0-0	6-6	5-8	10-12	1-2	51	0

FG Sequence

Team Name	New Mexico	Opponents
New Mexico St.	49	(43)
UTEP	(43),(31)	50,(33),46,(44)
Fresno St.	46	(51),(48)
Boise St.		(27)
Colorado St.		(21),(47),36,(46),(25),(21)

Note: () in parentheses indicate field goal was made

All Purpose

Player	g	rush	rcv	pr	kr	ir	total	avg/g
Luke Wysong	11	112	224	77	304	0	717	65.2
Aaron Dumas	11	658	0	0	0	0	658	59.8
Mannie Logan-Greene	4	9	155	85	299	0	548	137.0
Bobby Cole	11	355	29	0	0	0	384	34.9
Peyton Dixon	3	120	0	0	135	0	255	85.0
Andrew Erickson	11	0	138	11	95	0	244	22.2
Trace Bruckler	11	0	194	0	0	0	194	17.6
Kyle Jarvis	12	0	159	0	0	0	159	13.3
Chad Alexander	7	41	12	27	53	0	133	19.0
Donte Martin	10	0	0	0	75	16	91	9.1
Zarak Scruggs, Jr.	9	0	90	0	0	0	90	10.0
Keyonta Lanier	9	0	87	0	0	0	87	9.7
Isaiah Chavez	5	82	0	0	0	0	82	16.4
Trae Hall	8	27	52	0	0	0	79	9.9
Bobby Wooden	9	47	32	0	0	0	79	8.8
Terry Wilson Jr.	6	47	10	0	0	0	57	9.5
Elijah Queen	10	0	56	0	0	0	56	5.6
Connor Witthoft	8	8	48	0	0	0	56	7.0
CJay Boone	6	0	26	0	0	0	26	4.3
Austin Erickson	5	-9	30	0	0	0	21	4.2

Total Offense

Player	g	plays	rush	pass	total	avg/g
Terry Wilson Jr.	6	225	47	1058	1105	184.2
Aaron Dumas	11	136	658	0	658	59.8
Bobby Cole	11	88	355	0	355	32.3
Isaiah Chavez	5	58	82	161	243	48.6
Peyton Dixon	3	29	120	0	120	40.0
Luke Wysong	11	25	112	0	112	10.2
Connor Genal	2	18	8	44	52	26.0
Bryson Carroll	2	31	-9	57	48	24.0
Bobby Wooden	9	22	47	0	47	5.2
Chad Alexander	7	9	41	0	41	5.9
Trae Hall	8	11	27	5	32	4.0
C.J. Montes	3	58	-10	39	29	9.7
Mannie Logan-Greene	4	2	9	0	9	2.3
Connor Witthoft	8	1	8	0	8	1.0
Joah Flores	6	1	0	5	5	0.8
Austin Erickson	5	2	-9	0	-9	-1.8
Team	12	0	-36	0	-36	-3.0
Total	12	724	1450	1369	2819	234.9
Opponents	12	815	1732	2638	4370	364.2

Punting

Player	no.	yds	avg	lg	tb	fc	i20	50+	blk
Aaron Rodriguez	81	3466	42.8	61	7	33	16	12	0
Team	2	0	0.0	0	0	0	0	0	2
Total	83	3466	41.8	61	7	33	16	12	2
Opponents	59	2659	45.1	64	6	23	31	18	0

Kickoffs

Player	no.	yds	avg	tb	ob	retn	net	ydln
George Steinkamp	38	2378	62.6	24	0			
Total	38	2378	62.6	24	0	12	39.4	25
Opponents	74	4362	58.9	21	1	35	37.6	27

Player	g	rush	rcv	pr	kr	ir	total	avg/g
Jace Taylor	12	0	20	0	0	0	20	1.7
Connor Genal	2	8	0	0	0	0	8	4.0
Blake Wells	6	0	7	0	0	0	7	1.2
Corey Hightower	12	0	0	0	0	4	4	0.3
Ray Leutele	12	0	0	0	0	3	3	0.3
Tavian Combs	11	0	0	0	0	1	1	0.1
Duece Jones	6	0	0	-4	0	0	-4	-0.7
Bryson Carroll	2	-9	0	0	0	0	-9	-4.5
C.J. Montes	3	-10	0	0	0	0	-10	-3.3
Team	12	-36	0	2	32	0	-2	-0.2
Total	12	1450	1369	198	993	24	4034	336.2
Opponents	12	1732	2638	221	280	72	4943	411.9



Individual Statistics

Team Defense

##	Player	gp	Tackles				Sacks	Pass defense			Fumbles		blkd	
			ua	a	tot	tfl/yds		int-yds	brup	qbh	fr-yds	ff	kick	saf
9	Jerrick Reed II	12	54	35	89	.	.	1-0	7
7	Tavian Combs	11	40	41	81	1.5-1	.	2-1	4	.	.	1	.	.
98	Joey Noble	12	42	30	72	18.5-64	6.5-38	.	1	6
14	Ronald Wilson	10	29	26	55	2-5	.	2-0	1	.	1-0	.	.	.
36	Syaire Riley	12	22	23	45	4-20	1-13	.	1	1
58	Cody Moon	12	27	17	44	1.5-10	0.5-4	1-0	1	2	1-0	.	.	.
96	Corey Hightower	12	25	17	42	1.5-2	.	1-4	5
42	Dion Hunter	12	15	24	39	2-12	1-9	.	.	3
95	Jake Saltonstall	12	16	20	36	4.5-21	2.5-19	.	.	2
30	Ray Leutele	12	18	18	36	7.5-43	4-35	1-3	2	3	1-15	1	.	.
97	Justin Harris	12	23	10	33	5-19	4-18	.	3	2
3	Patrick Peek	12	18	15	33	0.5-1	.	.	4
8	Donte Martin	10	20	11	31	1-3	.	1-16	7
19	Devin Sanders	12	19	11	30	2.5-3	.	.	.	2	1-0	1	.	.
2	Tony Collier	11	22	6	28	0.5-0	.	.	2
44	Reco Hannah	4	9	9	18	3-23	2-16
93	Jaden Phillips	11	7	8	15	2.5-7	1.5-6
54	Langston Murray	9	8	7	15	3-25	2-24	1	.	.
31	Matthias Bertram	11	5	6	11	1
21	A.J. Odums	6	6	3	9	1-1
39	Kyler Drake	10	4	3	7	2-4	.	.	.	2
51	Bryce Santana	6	1	5	6
5	Kyle Jarvis	12	5	.	5
12	Antonio Hunt	6	1	3	4	.	.	.	1	1
18	Alec Morenco	9	2	2	4
46	Isaiah Perez	9	3	.	3
25	Marquae Kirkendoll	10	3	.	3
92	Omar Daramé	4	2	1	3
56	Austin Cook	12	2	.	2	1	.	.
45	Joshua Woisin	10	.	2	2
26	Nic Wilson	12	1	1	2
20	Andrell Barney, Jr.	4	1	1	2
34	Bobby Cole	11	1	.	1
35	George Steinkamp	12	1	.	1
22	Aaron Dumas	11	1	.	1
85	Trace Bruckler	11	1	.	1
27	Quinn Potts	11	1	.	1
24	Coryon Francis	3	.	1	1
Totals		12	455	356	811	64-264	25-182	9-24	39	25	4-15	5	0	0
Opponents		12	445	338	783	87-410	33-239	8-72	20	27	12-30	13	2	1



Game-By-Game Rushing/Receiving

Rushing

Player	No-Yds/TD	HBU	NMSU	TA&M	UTEP	USAFA	SDSU	CSU	UW	UNLV	Fresno	Boise	USU
Aaron Dumas	136-658/2	15-57/0	10-58/0	10-49/0	8-28/0	3-15/0	11-77/0	14-68/0	12-35/1	15-92/0	23-143/1	15-36/0	DNP
Bobby Cole	88-355/2	10-32/0	20-107/1	8-27/0	11-25/0	5-15/0	10-25/0	9-35/0	6-10/0	5-76/1	1-6/0	3-9/0	DNP
Terry Wilson Jr.	51-47/1	9-54/0	6-8/0	9-14/0	9-22/1	7-11/0	11-34/0	DNP	DNP	DNP	DNP	DNP	DNP
Isaiah Chavez	34-82/0	DNP	DNP	DNP	DNP	DNP	DNP	2-12/0	16-49/0	5-23/0	7-14/0	4-8/0	DNP
Peyton Dixon	29-120/0	DNP	DNP	DNP	DNP	DNP	DNP	DNP	DNP	DNP	5-21/0	1-4/0	23-95/0
Luke Wysong	25-112/0	-	4-19/0	6-20/0	1-9/0	-	-	-	8-46/0	4-26/0	1-5/0	1-3/0	DNP
C.J. Montes	25-10/0	DNP	DNP	DNP	DNP	DNP	1-1/0	8-37/0	DNP	16-28/0	DNP	DNP	DNP
Bobby Wooden	22-47/0	-	-	1-2/0	2-12/0	-	DNP	DNP	1-2/0	DNP	1-5/0	6-27/0	11-13/0
Bryson Carroll	21-9/0	DNP	DNP	DNP	DNP	DNP	DNP	DNP	DNP	DNP	DNP	10-7/0	11-16/0
Chad Alexander	9-41/0	1-2/0	3-11/0	-	3-19/0	2-9/0	-	-	DNP	DNP	DNP	DNP	DNP
Trae Hall	9-27/0	-	1-1/0	DNP	-	3-3/0	1-1/0	2-4/0	1-5/0	1-21/0	DNP	DNP	DNP
Connor Genal	4-8/0	DNP	DNP	DNP	DNP	DNP	DNP	DNP	DNP	DNP	DNP	2-4/0	2-12/0
Mannie Logan-Greene	2-9/0	-	-	2-9/0	DNP	-	DNP	DNP	DNP	DNP	DNP	DNP	DNP
Austin Erickson	2-9/0	DNP	DNP	DNP	-	-	DNP	-	DNP	1-6/0	DNP	DNP	1-3/0
Connor Witthoft	1-8/0	-	-	-	1-8/0	-	-	-	DNP	-	DNP	DNP	DNP
Andrew Erickson	1-0/0	-	-	-	-	-	-	-	DNP	1-0/0	-	-	-

Receiving

Player	No-Yds/TD	HBU	NMSU	TA&M	UTEP	USAFA	SDSU	CSU	UW	UNLV	Fresno	Boise	USU
Luke Wysong	24-224/0	7-46/0	3-24/0	1-4/0	3-27/0	3-70/0	4-51/0	-	2-1/0	1-1/0	-	-	DNP
Trace Bruckler	15-194/3	2-12/1	2-52/0	2-12/0	DNP	-	-	-	1-43/1	3-11/1	1-25/0	1-16/0	3-23/0
Mannie Logan-Greene	14-155/1	2-10/0	7-106/1	3-16/0	DNP	2-23/0	DNP	DNP	DNP	DNP	DNP	DNP	DNP
Andrew Erickson	13-138/1	3-5/0	5-75/1	-	-	1-26/0	3-24/0	-	DNP	-	-	-	1-8/0
Kyle Jarvis	11-159/2	2-15/1	1-25/0	-	4-59/0	-	-	-	2-46/0	-	-	1-2/0	1-12/1
Zarak Scruggs, Jr.	11-90/0	1-2/0	1-51/0	1-11/0	DNP	DNP	DNP	3-10/0	4-17/0	1-3/0	-	-	-
Bobby Cole	10-29/0	-	-	1-6/0	5-27/0	1-3/0	-	-	-	3-5/0	-	-	DNP
Trae Hall	8-52/1	-	-	DNP	-	3-23/1	3-18/0	1-6/0	1-5/0	-	DNP	DNP	DNP
Bobby Wooden	7-32/0	-	1-4/0	-	1-3/0	-	DNP	DNP	-	DNP	1-9/0	-	4-16/0
Chad Alexander	6-12/0	-	2-8/0	2-4/0	-	2-8/0	-	-	DNP	DNP	DNP	DNP	DNP
Keyonta Lanier	5-87/1	3-72/1	2-15/0	-	DNP	DNP	-	DNP	-	-	-	-	-
Connor Witthoft	5-48/1	-	1-15/1	-	2-27/0	-	1-3/0	-	DNP	1-3/0	DNP	DNP	DNP
Elijah Queen	4-56/0	1-9/0	1-6/0	-	DNP	DNP	1-28/0	-	-	1-13/0	-	-	-
Austin Erickson	3-30/0	DNP	DNP	DNP	-	1-11/0	DNP	-	DNP	-	DNP	DNP	2-19/0
Cjay Boone	2-26/0	1-11/0	-	-	-	1-15/0	DNP	DNP	-	DNP	DNP	DNP	DNP
Jace Taylor	2-20/0	-	-	-	1-17/0	-	1-3/0	-	-	-	-	-	-
Terry Wilson Jr.	2-10/0	1-5/0	-	-	1-5/0	-	-	DNP	DNP	DNP	DNP	DNP	DNP
Blake Wells	1-7/0	-	-	DNP	-	-	DNP	DNP	-	DNP	DNP	DNP	1-7/0



Game-By-Game Passing

#2 Terry Wilson Jr.	Comp	Att	Int	Pct	Yards	TD	Long	Sacked	Effic.
Houston Baptist	22	28	0	78.6	178	3	47	2-12	167.3
New Mexico St.	26	37	0	70.3	381	3	58	1-9	183.5
Texas A&M	10	23	1	43.5	33	0	11	4-29	46.8
UTEP	16	38	1	42.1	160	0	28	1-7	72.2
Air Force	14	23	1	60.9	179	1	37	3-32	131.9
San Diego St.	13	25	1	52.0	127	0	28	4-35	86.7
Totals	101	174	4	58.0	1058	7	58	15-124	117.8

#6 Isaiah Chavez	Comp	Att	Int	Pct	Yards	TD	Long	Sacked	Effic.
Colorado St.	1	1	0	100.0	5	0	5	2-12	142.0
Wyoming	10	11	0	90.9	112	1	43	0-0	206.4
UNLV	3	3	0	100.0	8	1	4	1-8	232.4
Fresno St.	2	7	1	28.6	34	0	25	0-0	40.8
Boise St.	1	2	0	50.0	2	0	2	0-0	58.4
Totals	17	24	1	70.8	161	2	43	3-20	146.4

#7 Bryson Carroll	Comp	Att	Int	Pct	Yards	TD	Long	Sacked	Effic.
Utah St.	8	10	0	80.0	57	1	15	0-0	160.9
Totals	8	10	0	80.0	57	1	15	2-13	160.9

#10 Trae Hall	Comp	Att	Int	Pct	Yards	TD	Long	Sacked	Effic.
Houston Baptist	1	1	0	100.0	5	0	5	0-0	142.0
San Diego St.	0	1	0	0.0	0	0	0	0-0	0.0
Totals	1	2	0	50.0	5	0	5	1-9	71.0

#11 C.J. Montes	Comp	Att	Int	Pct	Yards	TD	Long	Sacked	Effic.
San Diego St.	0	1	0	0.0	0	0	0	0-0	0.0
Colorado St.	3	19	2	15.8	11	0	6	4-29	-0.4
UNLV	7	13	0	53.8	28	0	13	7-32	71.9
Totals	10	33	2	30.3	39	0	13	11-61	28.1

#16 Connor Genal	Comp	Att	Int	Pct	Yards	TD	Long	Sacked	Effic.
Boise St.	1	5	1	20.0	16	0	16	1-12	6.9
Utah St.	4	9	0	44.4	28	0	9	0-0	70.6
Totals	5	14	1	35.7	44	0	16	1-12	47.8

#84 Joah Flores	Comp	Att	Int	Pct	Yards	TD	Long	Sacked	Effic.
UTEP	1	1	0	100.0	5	0	5	0-0	142.0
Totals	1	1	0	100.0	5	0	5	0-0	142.0

#87 Andrew Erickson	Comp	Att	Int	Pct	Yards	TD	Long	Sacked	Effic.
New Mexico St.	0	1	0	0.0	0	0	0	0-0	0.0
Fresno St.	0	1	0	0.0	0	0	0	0-0	0.0
Totals	0	2	0	0.0	0	0	0	0-0	0.0



Game-By-Game Tackles

Total Tackles

Player	S-A	Total	HBU	NMSU	TA&M	UTEP	USAFA	SDSU	CSU	UW	UNLV	Fresno	Boise	USU
Jerrick Reed II	54-35	89	3-1	3-1	3-5	7-5	10-4	2-3	8-5	1-1	5-1	6-0	4-4	2-5
Tavian Combs	40-41	81	8-4	1-4	6-5	1-3	3-4	5-6	3-3	4-3	4-1	DNP	4-4	1-4
Joey Noble	42-30	72	2-1	5-1	4-0	2-1	9-9	4-2	2-6	4-2	0-3	6-1	1-3	3-1
Ronald Wilson	29-26	55	DNP	DNP	2-1	2-4	1-1	2-3	6-6	2-0	2-0	7-1	2-7	3-3
Syair Riley	22-23	45	2-1	2-1	1-4	1-3	3-4	0-3	4-0	-	2-1	3-0	2-4	2-2
Cody Moon	27-17	44	-	1-2	1-1	0-4	2-1	6-2	2-0	2-3	4-0	3-0	4-2	2-2
Corey Hightower	25-17	42	2-1	2-1	1-1	1-5	3-4	0-1	4-2	2-0	3-0	2-1	3-1	2-0
Dion Hunter	15-24	39	2-3	1-2	-	0-1	-	1-3	3-2	2-1	1-3	2-0	3-1	0-8
Ray Leutele	18-18	36	0-3	1-1	2-1	1-0	2-3	3-2	2-2	2-0	1-0	3-1	0-2	1-3
Jake Saltonstall	16-20	36	1-1	0-3	2-1	1-1	3-3	1-1	1-4	1-0	1-4	2-1	2-1	1-0
Justin Harris	23-10	33	1-1	2-0	2-3	1-2	3-0	0-2	3-0	2-0	1-1	4-0	4-1	-
Patrick Peek	18-15	33	4-1	2-4	2-2	0-1	-	1-2	-	2-1	0-1	6-0	1-1	0-2
Donte Martin	20-11	31	3-2	2-0	4-1	3-2	2-0	3-1	2-3	DNP	DNP	1-0	0-2	-
Devin Sanders	19-11	30	3-1	0-2	1-2	2-0	1-0	2-3	3-0	1-1	-	2-1	2-0	2-1
Tony Collier	22-6	28	3-0	DNP	0-1	-	1-2	0-1	0-1	7-0	6-0	5-0	-	0-1
Reco Hannah	9-9	18	2-4	DNP	DNP	DNP	DNP	DNP	1-2	3-3	3-0	DNP	DNP	DNP
Langston Murray	8-7	15	2-0	2-1	-	-	1-1	0-2	-	2-1	1-2	DNP	DNP	DNP
Jaden Phillips	7-8	15	DNP	-	1-0	2-1	-	-	0-2	-	1-0	2-0	0-2	1-3
Matthias Bertram	5-6	11	DNP	-	2-1	-	-	0-1	-	1-0	-	-	2-1	0-3
A.J. Odums	6-3	9	DNP	DNP	1-1	2-0	DNP	-	-	DNP	DNP	DNP	2-0	1-2
Kyler Drake	4-3	7	DNP	DNP	-	0-2	-	1-0	-	1-0	1-0	-	-	1-1
Bryce Santana	1-5	6	-	DNP	DNP	1-1	0-2	DNP	DNP	DNP	DNP	-	-	0-2
Kyle Jarvis	5-0	5	-	-	1-0	-	-	1-0	1-0	-	1-0	1-0	-	-
Alec Morenco	2-2	4	DNP	DNP	0-1	-	1-0	1-0	-	-	0-1	-	DNP	-
Antonio Hunt	1-3	4	0-2	0-1	-	-	1-0	DNP	-	DNP	DNP	DNP	DNP	DNP
Isaiah Perez	3-0	3	DNP	DNP	DNP	-	-	-	-	1-0	2-0	-	-	-
Marquae Kirkendoll	3-0	3	-	-	-	-	-	1-0	2-0	-	-	-	DNP	DNP
Omar Darame	2-1	3	1-0	DNP	0-1	DNP	DNP	-	DNP	DNP	DNP	1-0	DNP	DNP
Austin Cook	2-0	2	-	-	1-0	-	-	-	-	-	-	-	1-0	-
Nic Wilson	1-1	2	-	1-0	-	0-1	-	-	-	-	-	-	-	-
Andreil Barney, Jr.	1-1	2	-	DNP	1-0	0-1	DNP	DNP	DNP	-	DNP	DNP	DNP	DNP
Joshua Woisin	0-2	2	-	-	DNP	DNP	-	-	-	-	-	-	-	0-2
Trace Bruckler	1-0	1	-	-	-	DNP	-	-	-	-	-	-	1-0	-
Quinn Potts	1-0	1	-	1-0	-	DNP	-	-	-	-	-	-	-	-
Aaron Dumas	1-0	1	-	-	-	-	1-0	-	-	-	-	-	-	DNP
George Steinkamp	1-0	1	-	-	-	-	-	1-0	-	-	-	-	-	-
Bobby Cole	1-0	1	-	-	-	-	-	-	-	-	-	1-0	-	DNP
Coryon Francis	0-1	1	DNP	DNP	DNP	DNP	DNP	DNP	DNP	DNP	-	-	DNP	0-1



Game-By-Game Red Zone

New Mexico Inside Opponent Red-Zone

Date	Opponent	Score	Times	Times	Total	Rush	Pass	FGs	Failed to score inside RZ						
			In RZ	Scored	Pts	TDs	TDs	TDs	Made	FGA	Down	Int	Fumb	Half	Game
09/02/2021	Houston Baptist	W 27-17	4	4	20	2	0	2	2	2	0	0	0	0	0
09/11/2021	New Mexico St.	W 34-25	7	4	24	3	1	2	1	2	2	0	0	0	0
09/18/2021	at Texas A&M	L 0-34	0	0	0	0	0	0	0	0	0	0	0	0	0
09/25/2021	at UTEP	L 13-20	3	2	10	1	1	0	1	1	1	0	0	0	0
10/02/2021	Air Force	L 10-38	2	1	3	0	0	0	1	1	0	1	0	0	0
10/09/2021	at San Diego St.	L 7-31	1	0	0	0	0	0	0	0	0	1	0	0	0
10/16/2021	Colorado St.	L 7-36	0	0	0	0	0	0	0	0	0	0	0	0	0
10/23/2021	at Wyoming	W 14-3	3	1	7	1	1	0	0	1	1	0	0	0	0
11/06/2021	UNLV	L 17-31	2	2	10	1	0	1	1	1	0	0	0	0	0
11/13/2021	at Fresno St.	L 7-34	2	1	7	1	1	0	0	1	0	0	0	0	0
11/20/2021	at Boise St.	L 0-37	0	0	0	0	0	0	0	0	0	0	0	0	0
11/26/2021	Utah St.	L 10-35	2	1	7	1	0	1	0	0	1	0	0	0	0
Totals 16 of 26 (61.5%)			26	16	88	10	4	6	6	9	5	2	0	0	0

Opponents Inside New Mexico Red-Zone

Date	Opponent	Score	Times	Times	Total	Rush	Pass	FGs	Failed to score inside RZ						
			In RZ	Scored	Pts	TDs	TDs	TDs	Made	FGA	Down	Int	Fumb	Half	Game
09/02/2021	Houston Baptist	W 27-17	2	2	10	1	0	1	1	1	0	0	0	0	0
09/11/2021	New Mexico St.	W 34-25	3	3	13	1	0	1	2	2	0	0	0	0	0
09/18/2021	Texas A&M	L 0-34	4	3	17	2	1	1	1	2	0	0	0	0	0
09/25/2021	UTEP	L 13-20	2	2	10	1	1	0	1	1	0	0	0	0	0
10/02/2021	Air Force	L 10-38	6	5	31	4	4	0	1	2	0	0	0	0	0
10/09/2021	San Diego St.	L 7-31	4	4	28	4	4	0	0	0	0	0	0	0	0
10/16/2021	Colorado St.	L 7-36	7	6	26	2	2	0	4	5	0	0	0	0	0
10/23/2021	Wyoming	W 14-3	1	1	3	0	0	0	1	1	0	0	0	0	0
11/06/2021	UNLV	L 17-31	4	4	24	3	2	1	1	1	0	0	0	0	0
11/13/2021	Fresno St.	L 7-34	3	3	21	3	1	2	0	0	0	0	0	0	0
11/20/2021	Boise St.	L 0-37	3	2	10	1	1	0	1	1	0	1	0	0	0
11/26/2021	Utah St.	L 10-35	1	1	7	1	0	1	0	0	0	0	0	0	0
Totals 36 of 40 (90.0%)			40	36	200	23	16	7	13	16	0	1	0	0	0



New Mexico Game-By-Game

Date	Opponent	Rushing				Receiving				Passing				Kick Returns				Punt Returns				tot off
		no.	yds	td	lg	no.	yds	td	lg	cmp-att-int	yds	td	lg	no.	yds	td	lg	no.	yds	td	lg	
09/02/2021	Houston Baptist	38	130	0	56	23	183	3	47	23-29-0	183	3	47	3	99	0	39	1	32	0	32	313
09/11/2021	New Mexico St.	45	188	1	16	26	381	3	58	26-38-0	381	3	58	3	95	0	36	1	53	0	53	569
09/18/2021	at Texas A&M	36	89	0	16	10	33	0	11	10-23-1	33	0	11	2	60	0	31	0	0	0	0	122
09/25/2021	at UTEP	35	123	1	13	17	165	0	28	17-39-1	165	0	28	2	43	0	23	3	20	0	10	288
10/02/2021	Air Force	20	47	0	15	14	179	1	37	14-23-1	179	1	37	4	101	0	45	0	0	0	0	226
10/09/2021	at San Diego St.	34	66	0	19	13	127	0	28	13-27-1	127	0	28	4	82	0	24	2	11	0	9	193
10/16/2021	Colorado St.	36	53	0	15	4	16	0	6	4-20-2	16	0	6	7	174	0	47	2	60	1	63	69
10/23/2021	at Wyoming	44	147	1	19	10	112	1	43	10-11-0	112	1	43	0	0	0	0	2	18	0	15	259
11/06/2021	UNLV	48	260	1	75	10	36	1	13	10-16-0	36	1	13	2	22	0	21	2	-3	0	2	296
11/13/2021	at Fresno St.	38	162	1	63	2	34	0	25	2-8-1	34	0	25	6	136	0	29	0	0	0	0	196
11/20/2021	at Boise St.	42	84	0	21	2	18	0	16	2-7-1	18	0	16	6	121	0	25	0	0	0	0	102
11/26/2021	Utah St.	48	101	0	23	12	85	1	15	12-19-0	85	1	15	2	60	0	32	4	7	0	12	186
New Mexico		464	1450	5	75	143	1369	10	58	143-260-8	1369	10	58	41	993	0	47	17	198	1	63	2819
Opponents		464	1732	17	53	197	2638	19	78	197-351-9	2638	19	78	13	280	0	39	24	221	3	44	4370

New Mexico Averages

Games	Avg/ rush	Avg/ catch	Pass effic	KR avg	PR avg	All purpose avg/game	Total offense avg/game
12	3.1	9.6	105.8	24.2	11.6	336.2	234.9

Date	Opponent	Tackles				Sacks no-yds	Fumble		Pass Defense			blkd kick	PAT attempts			off		
		ua	a	total	tfl-yds		ff	fr-yds	int-yds	qbh	brup		kick	rush	rcv	saf	t/o	pts
09/02/2021	Houston Baptist	39	26	65	10.0-49	5-39	1	1-0	2-4	1	7	0	3-3	0	0	0	10	27
09/11/2021	New Mexico St.	26	24	50	3.0-8	0-0	0	0-0	2-0	2	7	0	4-4	0	0	0	7	34
09/18/2021	at Texas A&M	38	32	70	3.0-17	3-17	0	0-0	1-0	4	3	0	0-0	0	0	0	0	0
09/25/2021	at UTEP	27	38	65	5.0-25	2-20	0	0-0	1-0	8	5	0	1-1	0	0	0	3	13
10/02/2021	Air Force	47	38	85	4.0-5	1-1	0	0-0	0-0	0	0	0	1-1	0	0	0	0	10
10/09/2021	at San Diego St.	35	38	73	4.0-8	0-0	1	1-15	0-0	4	2	0	1-1	0	0	0	7	7
10/16/2021	Colorado St.	47	38	85	7.0-26	4-23	0	0-0	0-0	3	1	0	1-1	0	0	0	0	7
10/23/2021	at Wyoming	40	16	56	4.0-26	2-24	1	1-0	1-4	0	4	0	2-2	0	0	0	7	14
11/06/2021	UNLV	39	18	57	6.0-21	0-0	0	0-0	1-0	2	5	0	2-2	0	0	0	0	17
11/13/2021	at Fresno St.	57	6	63	6.0-35	3-26	1	1-0	0-0	0	2	0	1-1	0	0	0	0	7
11/20/2021	at Boise St.	38	36	74	5.0-18	2-15	1	0-0	1-16	1	3	0	0-0	0	0	0	0	0
11/26/2021	Utah St.	22	46	68	7.0-26	3-17	0	0-0	0-0	0	0	0	1-1	0	0	0	0	10
New Mexico		455	356	811	64.0-264	25-182	5	4-15	9-24	25	39	0	17-17	0	0	0	34	146
Opponents		445	338	783	87.0-410	33-239	13	12-30	8-72	27	20	2	39-39	0	0	1	57	341

		Punting										Field Goals			Kickoffs				
Date	Opponent	no.	yds	avg	long	blkd	tb	fc	50+	i20	md-att	long	blkd	no.	yds	avg	tb	ob	
09/02/2021	Houston Baptist	7	298	42.6	51	0	0	2	1	2	2-3	37	0	6	389	64.8	4	0	
09/11/2021	New Mexico St.	3	121	40.3	58	0	1	0	1	1	2-4	45	0	8	513	64.1	6	0	
09/18/2021	at Texas A&M	11	441	40.1	49	0	0	4	0	2	0-0	0	0	1	65	65.0	0	0	
09/25/2021	at UTEP	7	370	52.9	61	0	1	0	5	1	2-2	43	0	3	187	62.3	1	0	
10/02/2021	Air Force	4	168	42.0	45	0	0	3	0	1	1-1	49	0	3	130	43.3	2	0	
10/09/2021	at San Diego St.	9	362	40.2	50	0	0	7	1	2	0-0	0	0	2	123	61.5	0	0	
10/16/2021	Colorado St.	9	376	41.8	54	0	1	3	2	1	0-0	0	0	2	130	65.0	2	0	
10/23/2021	at Wyoming	6	262	43.7	46	0	2	1	0	2	0-1	0	0	3	195	65.0	3	0	
11/06/2021	UNLV	5	228	45.6	49	0	0	1	0	0	1-1	21	0	4	260	65.0	3	0	
11/13/2021	at Fresno St.	6	247	41.2	49	0	0	4	0	1	0-1	0	0	2	126	63.0	1	0	
11/20/2021	at Boise St.	9	298	33.1	46	2	1	4	0	2	0-0	0	0	1	65	65.0	0	0	
11/26/2021	Utah St.	7	295	42.1	58	0	1	4	2	1	1-1	41	0	3	195	65.0	2	0	
New Mexico		83	3466	41.8	61	2	7	33	12	16	9-14	49	0	38	2378	62.6	24	0	
Opponents		59	2659	45.1	64	0	6	23	18	31	22-28	51	0	74	4362	58.9	21	1	



Opponent Game-By-Game

Date	Opponent	Rushing				Receiving				Passing				Kick Returns				Punt Returns				tot off
		no.	yds	td	lg	no.	yds	td	lg	cmp-att-int	yds	td	lg	no.	yds	td	lg	no.	yds	td	lg	
09/02/2021	Houston Baptist	22	-6	0	14	28	193	1	18	28-47-2	193	1	18	2	26	0	19	4	69	1	44	187
09/11/2021	New Mexico St.	23	109	0	37	18	236	2	75	18-45-2	236	2	75	2	47	0	39	1	2	0	2	345
09/18/2021	at Texas A&M	34	154	1	46	19	275	3	70	19-33-1	275	3	70	1	38	0	38	5	78	0	39	429
09/25/2021	at UTEP	33	51	1	9	15	293	1	57	15-29-1	293	1	57	2	25	0	15	1	-2	0	0	344
10/02/2021	Air Force	73	408	5	53	1	33	0	33	1-2-0	33	0	33	0	0	0	0	0	0	0	0	441
10/09/2021	at San Diego St.	43	203	4	40	12	133	0	36	12-25-0	133	0	36	2	49	0	33	2	3	0	3	336
10/16/2021	Colorado St.	54	163	2	26	16	289	1	50	16-26-0	289	1	50	0	0	0	0	2	8	0	8	452
10/23/2021	at Wyoming	36	108	0	11	14	147	0	38	14-30-1	147	0	38	0	0	0	0	2	1	0	1	255
11/06/2021	UNLV	28	77	2	14	20	227	2	75	20-33-1	227	2	75	1	23	0	23	3	21	0	20	304
11/13/2021	at Fresno St.	40	97	1	12	24	300	3	78	24-31-0	300	3	78	1	21	0	21	2	10	0	10	397
11/20/2021	at Boise St.	44	239	1	33	12	188	1	56	12-25-1	188	1	56	1	23	0	23	1	33	2	20	427
11/26/2021	Utah St.	34	129	0	36	18	324	5	76	18-25-0	324	5	76	1	28	0	28	1	-2	0	0	453
Opponents		464	1732	17	53	197	2638	19	78	197-351-9	2638	19	78	13	280	0	39	24	221	3	44	4370
New Mexico		464	1450	5	75	143	1369	10	58	143-260-8	1369	10	58	41	993	0	47	17	198	1	63	2819

Opponents Averages

Games	Avg/ rush	Avg/ catch	Pass effic	KR avg	PR avg	All purpose avg/game	Total offense avg/game
12	3.7	13.4	132.0	21.5	9.2	411.9	364.2

Date	Opponent	Tackles				Sacks	Fumble		Pass Defense			blkd	PAT attempts			off		
		ua	a	total	tfl-yds	no-yds	ff	fr-yds	int-yds	qbh	brup	kick	kick	rush	rcv	saf	t/o	pts
09/02/2021	Houston Baptist	36	34	70	7.0-26	2-12	1	1-0	0-0	0	0	0	2-2	0	0	0	0	17
09/11/2021	New Mexico St.	45	42	87	6.0-29	1-9	1	0-0	0-0	0	1	0	2-2	0	0	1	0	25
09/18/2021	at Texas A&M	35	22	57	4.0-29	4-29	0	0-0	1-4	5	3	0	4-4	0	0	0	0	34
09/25/2021	at UTEP	40	28	68	6.0-16	1-7	1	1-0	1-24	10	6	0	2-2	0	0	0	0	20
10/02/2021	Air Force	27	16	43	4.0-41	4-41	2	2-0	1-18	3	0	0	5-5	0	0	0	10	38
10/09/2021	at San Diego St.	29	38	67	10.0-43	4-35	1	1-14	1-1	3	5	0	4-4	0	0	0	0	31
10/16/2021	Colorado St.	33	24	57	8.0-46	6-41	0	1-0	2-8	3	2	0	3-3	0	0	0	13	36
10/23/2021	at Wyoming	42	24	66	4.0-8	0-0	0	0-0	0-0	0	0	0	0-0	0	0	0	0	3
11/06/2021	UNLV	51	14	65	11.0-49	8-40	4	3-4	0-0	0	0	0	4-4	0	0	0	17	31
11/13/2021	at Fresno St.	39	10	49	5.0-19	0-0	0	0-0	1-18	0	0	0	4-4	0	0	0	7	34
11/20/2021	at Boise St.	35	30	65	10.0-51	3-25	1	1-12	1--1	0	0	2	4-4	0	0	0	10	37
11/26/2021	Utah St.	33	56	89	12.0-53	0-0	2	2-0	0-0	3	3	0	5-5	0	0	0	0	35
Opponents		445	338	783	87.0-410	33-239	13	12-30	8-72	27	20	2	39-39	0	0	1	57	341
New Mexico		455	356	811	64.0-264	25-182	5	4-15	9-24	25	39	0	17-17	0	0	0	34	146

		Punting									Field Goals			Kickoffs				
Date	Opponent	no.	yds	avg	long	blkd	tb	fc	50+	i20	md-att	long	blkd	no.	yds	avg	tb	ob
09/02/2021	Houston Baptist	9	458	50.9	59	0	1	2	4	4	1-1	45	0	4	250	62.5	0	0
09/11/2021	New Mexico St.	7	300	42.9	51	0	0	4	1	3	3-3	43	0	6	383	63.8	2	0
09/18/2021	at Texas A&M	4	182	45.5	61	0	0	1	2	4	2-3	44	0	7	455	65.0	5	0
09/25/2021	at UTEP	6	268	44.7	57	0	0	2	2	2	2-4	44	0	6	336	56.0	2	0
10/02/2021	Air Force	1	42	42.0	42	0	0	1	0	1	1-2	30	0	7	418	59.7	1	0
10/09/2021	at San Diego St.	5	241	48.2	64	0	1	2	2	2	1-1	40	0	6	390	65.0	2	0
10/16/2021	Colorado St.	5	259	51.8	63	0	1	1	3	3	5-6	47	0	9	503	55.9	1	1
10/23/2021	at Wyoming	4	153	38.3	50	0	0	2	1	1	1-1	27	0	2	130	65.0	2	0
11/06/2021	UNLV	6	244	40.7	49	0	1	2	0	4	1-1	27	0	6	372	62.0	4	0
11/13/2021	at Fresno St.	3	129	43.0	49	0	0	3	0	3	2-2	51	0	7	408	58.3	0	0
11/20/2021	at Boise St.	3	119	39.7	51	0	1	2	1	2	3-3	46	0	7	445	63.6	1	0
11/26/2021	Utah St.	6	264	44.0	52	0	1	1	2	2	0-1	0	0	7	272	38.9	1	0
Opponents		59	2659	45.1	64	0	6	23	18	31	22-28	51	0	74	4362	58.9	21	1
New Mexico		83	3466	41.8	61	2	7	33	12	16	9-14	49	0	38	2378	62.6	24	0



Game-By-Game Comparison

Opponent	Score	First Downs				Rushing Number-Yards	Passing		Total Offense Plays-Yards	Return Yards	Turn- Overs
		Total	Rush	Pass	Pen		Comp-Att.-Int	Yards			
Houston Baptist	27-17	16 / 14	7 / 4	9 / 9	0 / 1	38-130 / 22--6	23-29-0 / 28-47-2	183 / 193	67-313 / 69-187	135 / 95	1 / 3
New Mexico St.	34-25	29 / 19	11 / 6	15 / 8	3 / 5	45-188 / 23-109	26-38-0 / 18-45-2	381 / 236	83-569 / 68-345	148 / 49	0 / 2
Texas A&M	0-34	9 / 21	7 / 8	2 / 12	0 / 1	36-89 / 34-154	10-23-1 / 19-33-1	33 / 275	59-122 / 67-429	60 / 120	1 / 1
UTEP	13-20	17 / 12	6 / 3	9 / 8	2 / 1	35-123 / 33-51	17-39-1 / 15-29-1	165 / 293	74-288 / 62-344	63 / 47	2 / 1
Air Force	10-38	14 / 24	4 / 20	8 / 2	2 / 2	20-47 / 73-408	14-23-1 / 1-2-0	179 / 33	43-226 / 75-441	101 / 18	3 / 0
San Diego St.	7-31	12 / 19	6 / 8	4 / 5	2 / 6	34-66 / 43-203	13-27-1 / 12-25-0	127 / 133	61-193 / 68-336	108 / 67	2 / 1
Colorado St.	7-36	11 / 21	7 / 10	0 / 11	4 / 0	36-53 / 54-163	4-20-2 / 16-26-0	16 / 289	56-69 / 80-452	234 / 16	3 / 0
Wyoming	14-3	12 / 16	7 / 7	4 / 8	1 / 1	44-147 / 36-108	10-11-0 / 14-30-1	112 / 147	55-259 / 66-255	22 / 1	0 / 2
UNLV	17-31	13 / 15	12 / 5	1 / 10	0 / 0	48-260 / 28-77	10-16-0 / 20-33-1	36 / 227	64-296 / 61-304	19 / 48	3 / 1
Fresno St.	7-34	7 / 23	5 / 8	1 / 11	1 / 4	38-162 / 40-97	2-8-1 / 24-31-0	34 / 300	46-196 / 71-397	136 / 49	1 / 1
Boise St.	0-37	9 / 24	6 / 14	1 / 8	2 / 2	42-84 / 44-239	2-7-1 / 12-25-1	18 / 188	49-102 / 69-427	137 / 67	2 / 1
Utah St.	10-35	16 / 18	9 / 6	5 / 10	2 / 2	48-101 / 34-129	12-19-0 / 18-25-0	85 / 324	67-186 / 59-453	67 / 26	2 / 0
Totals	146-341	165 / 226	87 / 99	59 / 102	19 / 25	464-1450 / 464-1732	143-260-8 / 197-351-9	1369 / 2638	724-2819 / 815-4370	1230 / 603	20 / 13

Opponents	3rd Down Conversion	4th Down Conversion	Time of Possession	TOP Margin	Avg Yds/Rush	Avg Yds/Pass	Avg Yds/Play	Punting Number-Avg	Penalties Number-Yards	Sacks
Houston Baptist	3-13 / 6-18	0-0 / 0-0	33:13 / 26:47	06:26	3.4 / -0.3	6.3 / 4.1	4.7 / 2.7	7-42.6 / 9-50.9	3-16.0 / 3-35.0	5 / 2
New Mexico St.	4-15 / 4-14	1-4 / 0-0	36:24 / 23:26	12:58	4.2 / 4.7	10.0 / 5.2	6.9 / 5.1	3-40.3 / 7-42.9	12-112.0 / 7-85.0	0 / 1
Texas A&M	6-17 / 5-14	0-0 / 1-1	29:01 / 30:59	-01:58	2.5 / 4.5	1.4 / 8.3	2.1 / 6.4	11-40.1 / 4-45.5	4-18.0 / 6-35.0	3 / 4
UTEP	5-18 / 5-17	2-4 / 2-2	29:52 / 30:08	-00:16	3.5 / 1.5	4.2 / 10.1	3.9 / 5.5	7-52.9 / 6-44.7	8-64.0 / 6-44.0	2 / 1
Air Force	2-9 / 9-15	0-1 / 3-3	18:07 / 41:30	-23:23	2.4 / 5.6	7.8 / 16.5	5.3 / 5.9	4-42.0 / 1-42.0	9-79.0 / 6-55.0	1 / 4
San Diego St.	3-16 / 3-11	1-2 / 1-2	28:59 / 31:01	-02:02	1.9 / 4.7	4.7 / 5.3	3.2 / 4.9	9-40.2 / 5-48.2	9-86.0 / 5-48.0	0 / 4
Colorado St.	2-12 / 7-17	0-1 / 0-0	25:44 / 34:16	-08:32	1.5 / 3.0	0.8 / 11.1	1.2 / 5.7	9-41.8 / 5-51.8	8-51.0 / 8-75.0	4 / 6
Wyoming	3-14 / 3-13	3-4 / 1-3	34:14 / 25:46	08:28	3.3 / 3.0	10.2 / 4.9	4.7 / 3.9	6-43.7 / 4-38.3	5-45.0 / 7-39.0	2 / 0
UNLV	4-14 / 8-16	0-2 / 0-0	31:21 / 28:35	02:46	5.4 / 2.8	2.3 / 6.9	4.6 / 5.0	5-45.6 / 6-40.7	4-29.0 / 1-15.0	0 / 8
Fresno St.	3-12 / 10-17	0-1 / 1-1	26:40 / 33:20	-06:40	4.3 / 2.4	4.3 / 9.7	4.3 / 5.6	6-41.2 / 3-43.0	9-82.0 / 10-79.0	3 / 0
Boise St.	3-14 / 3-11	0-0 / 1-2	29:24 / 30:36	-01:12	2.0 / 5.4	2.6 / 7.5	2.1 / 6.2	9-33.1 / 3-39.7	5-36.0 / 7-90.0	2 / 3
Utah St.	5-15 / 5-13	0-2 / 1-1	35:19 / 24:36	10:43	2.1 / 3.8	4.5 / 13.0	2.8 / 7.7	7-42.1 / 6-44.0	7-67.0 / 7-70.0	3 / 0
Totals	43-169 / 68-176	7-21 / 11-15	358:18 / 361:00	-02:42	3.1 / 3.7	5.3 / 7.5	3.9 / 5.4	83-41.8 / 59-45.1	83-685.0 / 73-670.0	25 / 33

Note: Game totals are displayed in the format TEAM/OPPONENT for each category



Individual Career Game-By-Game

#6 Isaiah Chavez 2020

Date	Opponent	C-A-I	Yds	TD	LG	Rush	Yds	TD	LG
Oct 24	at CSU					No Contest			
Oct 31	SJSU					Did Not Play			
Nov 7	at HAW					Did Not Play			
Nov 14	NEV					Did Not Play			
Nov 20	at AFA					Did Not Play			
Nov 26	at USU					Did Not Play			
Dec 5	WYO	5-10-0	55	1	44	7	16	0	10
Dec 12	FS	14-18-0	196	1	49	15	95	1	54
TOTAL		19-28-0	251	2	49	22	111	1	54

2021

Date	Opponent	C-A-I	Yds	TD	LG	Rush	Yds	TD	LG
Sept 2	HBU					Did Not Play			
Sept 11	NMSU					Did Not Play			
Sept 18	at TAMU					Did Not Play			
Sept 25	at UTEP					Did Not Play			
Oct 2	AFA					Did Not Play			
Oct 9	at SDSU					Did Not Play			
Oct 16	CSU	1-1-0	5	0	5	2	-12	0	0
Oct 23	at WYO	10-11-0	112	1	43	16	49	0	19
Nov 6	UNLV	3-3-0	8	1	4	5	23	0	21
Nov 13	at FS	2-7-1	34	0	25	7	14	0	6
Nov 20	at BSU	1-2-0	2	0	2	4	8	0	3
Nov 26	USU					Did Not Play			
TOTAL		17-24-1	161	2	43	34	82	0	21
CAREER		36-52-1	412	4	49	56	193	1	54

QB - #11 CJ Montes

Date	Opponent	C-A-I	Yds	TD	LG	Rush	Yds	TD	LG
Sept 2	HBU					Did Not Play			
Sept 11	NMSU					Did Not Play			
Sept 18	at TAMU					Did Not Play			
Sept 25	at UTEP					Did Not Play			
Oct 2	AFA					Did Not Play			
Oct 9	at SDSU	0-1-0	0	0	0	1	-1	0	0
Oct 16	CSU	3-19-2	11	0	6	8	-37	0	1
Oct 23	at WYO					Did Not Play			
Nov 6	UNLV	7-13-0	28	0	13	16	28	0	16
Nov 13	at FS					Did Not Play			
Nov 20	at BSU					Did Not Play			
Nov 26	USU					Did Not Play			
TOTAL		10-33-2	39	0	13	25	-10	0	16

#16 Connor Genal

Date	Opponent	C-A-I	Yds	TD	LG	Rush	Yds	TD	LG
Oct 24	at CSU					No Contest			
Oct 31	SJSU					Did Not Play			
Nov 7	at HAW					Did Not Play			
Nov 14	NEV					Did Not Play			
Nov 20	at AFA					Did Not Play			
Nov 26	at USU	5-10-1	61	0	24	1	4	0	4
Dec 5	WYO	6-8-1	37	0	14	0	0	0	0
Dec 12	FS					Did Not Play			
TOTAL		11-18-2	98	0	14	1	4	0	4

2021

Date	Opponent	C-A-I	Yds	TD	LG	Rush	Yds	TD	LG
Sept 2	HBU					Did Not Play			
Sept 11	NMSU					Did Not Play			
Sept 18	at TAMU					Did Not Play			
Sept 25	at UTEP					Did Not Play			
Oct 2	AFA					Did Not Play			
Oct 9	at SDSU					Did Not Play			
Oct 16	CSU					Did Not Play			
Oct 23	at WYO					Did Not Play			
Nov 6	UNLV					Did Not Play			
Nov 13	at FS					Did Not Play			
Nov 20	at BSU	1-5-1	16	0	16	2	-5	0	7
Nov 26	USU	4-9-0	28	0	9	2	12	0	8
TOTAL		5-14-1	44	0	16	4	7	0	8
CAREER		16-32-3	142	0	16	5	11	0	8

RB - #4 Bobby Wooden

Date	Opponent	Rush	Yds	TD	LG	Rec	Yds	TD	LG
Oct 24	at CSU					No Contest			
Oct 31	SJSU	0	0	0	0	0	0	0	0
Nov 7	at HAW	0	0	0	0	0	0	0	0
Nov 14	NEV	1	2	0	2	0	0	0	0
Nov 20	at AFA	0	0	0	0	2	11	0	7
Nov 26	at USU	0	0	0	0	0	0	0	0
Dec 5	WYO	3	10	0	4	5	16	0	6
Dec 12	FS	0	0	0	0	1	15	0	15
TOTAL		4	12	0	4	8	42	0	15

2021

Date	Opponent	Rush	Yds	TD	LG	Rec	Yds	TD	LG
Sept. 2	HBU	0	0	0	0	0	0	0	0
Sept. 11	NMSU	0	0	0	0	1	4	0	4
Sept. 18	at TAMU	1	-2	0	0	0	0	0	0
Sept. 25	at UTEP	2	12	0	8	1	3	0	3
Oct. 2	AFA	0	0	0	0	0	0	0	0
Oct. 9	at SDSU					Did Not Play			
Oct. 16	CSU					Did Not Play			
Oct. 23	at WYO					Did Not Play			
Nov. 6	UNLV					Did Not Play			
Nov. 13	at FS	1	-5	0	0	1	9	0	9
Nov. 20	at BSU	6	27	0	21	0	0	0	0
Nov. 26	USU	11	13	0	7	4	16	0	12
TOTAL		21	45	0	21	7	32	0	12
CAREER		25	57	0	21	15	74	0	15

RB - #21 Chad Alexander

Date	Opponent	Rush	Yds	TD	LG	Rec	Yds	TD	LG
Aug 31	SHSU					Did Not Play			
Sept 14	at ND					Did Not Play			
Sept 21	NMSU	0	0	0	0	0	0	0	0
Sept 28	at LIBERTY	0	0	0	0	0	0	0	0
Oct 4	at SJSU	0	0	0	0	0	0	0	0
Oct 11	CSU					Did Not Play			
Oct 19	at WYO					Did Not Play			
Oct 26	HAW					Did Not Play			
Nov 2	at NEV					Did Not Play			
Nov 16	at BSU					Did Not Play			
Nov 23	AFA	5	25	0	7	0	0	0	0
Nov 30	USU					Did Not Play			
TOTAL		5	25	0	7	0	0	0	0

2020

Date	Opponent	Rush	Yds	TD	LG	Rec	Yds	TD	LG
Oct 24	at CSU					No Contest			
Oct. 31	SJSU	0	0	0	0	0	0	0	0
Nov 7	at HAW					Did Not Play			
Nov 14	NEV	2	11	0	9	1	-1	0	0
Nov 20	at AFA	0	0	0	0	4	11	0	6
Nov 26	at USU	0	0	0	0	0	0	0	0
Dec 5	WYO	0	0	0	0	0	0	0	0
Dec 12	FS	1	3	0	3	0	0	0	0
TOTAL		3	14	0	9	5	10	0	6

2021

Date	Opponent	Rush	Yds	TD	LG	Rec	Yds	TD	LG
Sept. 2	HBU	1	2	0	2	0	0	0	0
Sept. 11	NMSU	3	11	0	5	2	8	0	14
Sept. 18	at TAMU	0	0	0	0	2	-4	0	0
Sept. 25	at UTEP	3	19	0	8	0	0	0	0
Oct. 2	AFA	2	9	0	6	2	8	0	7
Oct. 9	at SDSU	0	0	0	0	0	0	0	0
Oct. 16	CSU	0	0	0	0	0	0	0	0
Oct. 23	at WYO					Did Not Play			
Nov. 6	UNLV					Did Not Play			
Nov. 13	at FS					Did Not Play			
Nov. 20	at BSU					Did Not Play			
Nov. 26	USU					Did Not Play			
TOTAL		9	41	0	8	6	12	0	14
CAREER		17	79	0	9	11	22	0	14

RB - #25 Nate Jones

Date	Opponent	Rush	Yds	TD	LG	Rec	Yds	TD	LG
Oct 24	at CSU					No Contest			
Oct. 31	SJSU					Did Not Play			
Nov 7	at HAW	13	96	1	41	0	0	0	0
Nov 14	NEV	5	11	0	7	0	0	0	0
Nov 20	at AFA	6	29	0	9	0	0	0	0
Nov 26	at USU	6	19	0	5	0	0	0	0
Dec 5	WYO	11	55	1	21	0	0	0	0
Dec 12	FS								
TOTAL		41	210	2	41	0	0	0	0

2021

Date	Opponent	Rush	Yds	TD	LG	Rec	Yds	TD	LG
Sept. 2	HBU					Did Not Play			
Sept. 11	NMSU					Did Not Play			
Sept. 18	at TAMU					Did Not Play			
Sept. 25	at UTEP					Did Not Play			
Oct. 2	AFA					Did Not Play			
Oct. 9	at SDSU					Did Not Play			
Oct. 16	CSU					Did Not Play			
Oct. 23	at WYO					Did Not Play			
Nov. 6	UNLV					Did Not Play			
Nov. 13	at FS					Did Not Play			
Nov. 20	at BSU					Did Not Play			
Nov. 26	USU					Did Not Play			
TOTAL		0	0	0	0	0	0	0	0
CAREER		41	210	2	41	0	0	0	0

WR - #3 Jace Taylor

2020									
Date	Opponent	Rush	Yds	TD	LG	Rec	Yds	TD	LG
Oct 24	at CSU	No Contest							
Oct. 31	SJSU	0	0	0	0	0	0	0	0
Nov 7	at HAW	0	0	0	0	0	0	0	0
Nov 14	NEV	0	0	0	0	0	0	0	0
Nov 20	at AFA	0	0	0	0	0	0	0	0
Nov 26	at USU	0	0	0	0	0	0	0	0
Dec 5	WYO	0	0	0	0	0	0	0	0
Dec 12	FS	0	0	0	0	0	0	0	0
TOTAL		0	0	0	0	0	0	0	0



Individual Career Game-By-Game

2019

Date	Opponent	C-A-I	Yds	TD	LG	Rush	Yds	TD	LG
Aug 31	SHSU				Did Not Play				
Sept 14	at ND	0-0-0	0	0	0	2	15	0	11
Sept 21	NMSU				Did Not Play				
Sept 28	at LIBERTY				Did Not Play				
Oct 4	at SJISU				Did Not Play				
Oct 11	CSU				Did Not Play				
Oct 19	at WYO				Did Not Play				
Oct 26	HAW				Did Not Play				
Nov 2	at NEV				Did Not Play				
Nov 16	at BSU				Did Not Play				
Nov 23	AFA	5-7-0	55	2	27	4	33	0	16
Nov 30	USU	10-21-2	107	2	30	22	115	2	22
TOTAL		15-28-2	162	4	30	28	163	2	22

2020

Date	Opponent	C-A-I	Yds	TD	LG	Rush	Yds	TD	LG
Oct 24	at CSU				No Contest				
Oct 31	SJSU				Did Not Play				
Nov 7	at HAW	2-6-1	39	0	20	2	-8	0	0
Nov 14	NEV	17-32-1	195	0	42	16	27	0	11
Nov 20	at AFA	23-42-1	221	0	49	8	13	0	12
Nov 26	at USU	11-21-1	63	0	15	13	70	0	17
Dec 5	WYO				Did Not Play				
Dec 12	FS				Did Not Play				
TOTAL		53-91-4	508	0	49	39	102	0	17

2021

Date	Opponent	C-A-I	Yds	TD	LG	Rush	Yds	TD	LG	Rec	Yds	TD	LG
Sept 2	HBU	1-1-0	5	0	5	0	0	0	0	0	0	0	0
Sept 11	NMSU	0-0-0	0	0	1	1	0	1	0	0	0	0	0
Sept 18	at TAMU				Did Not Play								
Sept 25	at UTEP				Did Not Play								
Oct 2	AFA	0-0-0	0	0	3	-3	0	5	3	23	1	21	
Oct 9	at SDSU	0-1-0	0	0	1	-1	0	0	3	18	0	8	
Oct 16	CSU	0-0-0	0	0	2	4	0	3	1	6	0	6	
Oct 23	at WYO	0-0-0	0	0	1	5	0	5	1	5	0	5	
Nov 6	UNLV	0-0-0	0	0	1	21	0	21	0	0	0	0	
Nov 13	at FS				Did Not Play								
Nov 20	at BSU				Did Not Play								
Nov 26	USU												
TOTAL		1-1-0	5	0	5	9	27	0	21	8	52	1	21
CAREER		69-130-6	685	4	49	77	298	2	22	9	68	2	21

WR - #11 Andrew Erickson

Date	Opponent	Rush	Yds	TD	LG	Rec	Yds	TD	LG
Oct 24	at CSU				No Contest				
Oct 31	SJSU	0	0	0	0	3	72	1	46
Nov 7	at HAW	0	0	0	0	2	27	0	20
Nov 14	NEV	0	0	0	0	2	49	0	42
Nov 20	at AFA	0	0	0	0	4	47	0	14
Nov 26	at USU	0	0	0	0	5	55	1	28
Dec 5	WYO	0	0	0	0	1	14	0	14
Dec 12	FS	0	0	0	0	1	6	0	6
TOTAL		0	0	0	0	18	270	2	46

2021

Date	Opponent	Rush	Yds	TD	LG	Rec	Yds	TD	LG
Sept.2	HBU	0	0	0	0	3	5	0	9
Sept. 11	NMSU	0	0	0	0	5	75	1	22
Sept. 18	at TAMU	0	0	0	0	0	0	0	0
Sept. 25	at UTEP	0	0	0	0	0	0	0	0
Oct. 2	AFA	0	0	0	0	1	26	0	26
Oct. 9	at SDSU	0	0	0	0	3	24	0	12
Oct. 16	CSU	0	0	0	0	0	0	0	0
Oct. 23	at WYO	0	0	0	0	0	0	0	0
Nov. 6	UNLV	1	0	0	0	0	0	0	0
Nov. 13	at FS	0	0	0	0	0	0	0	0
Nov. 20	at BSU	0	0	0	0	0	0	0	0
Nov. 26	USU	0	0	0	0	1	8	0	8
TOTAL		1	0	0	0	13	138	1	26
CAREER		1	0	0	0	31	408	2	46

WR - #15 Luke Wysong

Date	Opponent	Rush	Yds	TD	LG	Rec	Yds	TD	LG
Sept.2	HBU	0	0	0	0	7	46	0	22
Sept. 11	NMSU	4	19	0	11	3	24	0	14
Sept. 18	at TAMU	6	20	0	6	1	4	0	4
Sept. 25	at UTEP	1	9	0	9	3	27	0	28
Oct. 2	AFA	0	0	0	0	3	70	0	37
Oct. 9	at SDSU	0	0	0	0	4	51	0	26
Oct. 16	CSU	0	0	0	0	0	0	0	0
Oct. 23	at WYO	8	46	0	9	2	1	0	4
Nov. 6	UNLV	4	26	0	17	1	1	0	1
Nov. 13	at FS	1	-5	0	0	0	0	0	0
Nov. 20	at BSU	1	-3	0	0	0	0	0	0
Nov. 26	USU				Did Not Play				
TOTAL		25	112	0	17	24	224	0	37

WR - #82 Austin Erickson

Date	Opponent	Rush	Yds	TD	LG	Rec	Yds	TD	LG
Oct 24	at CSU				No Contest				
Oct 31	SJSU				Did Not Play				
Nov 7	at HAW				Did Not Play				
Nov 14	NEV				Did Not Play				
Nov 20	at AFA				Did Not Play				
Nov 26	at USU				Did Not Play				
Dec 5	WYO	0	0	0	0	1	-3	0	0
Dec 12	FS				Did Not Play				
TOTAL		0	0	0	0	1	-3	0	0

2021

Date	Opponent	Rush	Yds	TD	LG	Rec	Yds	TD	LG
Sept.2	HBU				Did Not Play				
Sept. 11	NMSU				Did Not Play				
Sept. 18	at TAMU				Did Not Play				
Sept. 25	at UTEP	0	0	0	0	0	0	0	0
Oct. 2	AFA	0	0	0	0	1	11	0	11
Oct. 9	at SDSU				Did Not Play				
Oct. 16	CSU	0	0	0	0	0	0	0	0
Oct. 23	at WYO	0	0	0	0	0	0	0	0
Nov. 6	UNLV	1	-6	0	0	0	0	0	0
Nov. 13	at FS				Did Not Play				
Nov. 20	at BSU				Did Not Play				
Nov. 26	USU	1	-3	0	0	2	19	0	14
TOTAL		2	-9	0	0	3	30	0	14
CAREER		2	-9	0	0	4	27	0	14

TE - #41 Connor Withthoft

Date	Opponent	Rush	Yds	TD	LG	Rec	Yds	TD	LG
Oct 24	at CSU				No Contest				
Oct 31	SJSU				Did Not Play				
Nov 7	at HAW				Did Not Play				
Nov 14	NEV	0	0	0	0	0	0	0	0
Nov 20	at AFA	0	0	0	0	0	0	0	0
Nov 26	at USU	0	0	0	0	0	0	0	0
Dec 5	WYO	0	0	0	0	0	0	0	0
Dec 12	FS	0	0	0	0	0	0	0	0
TOTAL		0	0	0	0	0	0	0	0

2021

Date	Opponent	Rush	Yds	TD	LG	Rec	Yds	TD	LG
Sept.2	HBU	0	0	0	0	0	0	0	0
Sept. 11	NMSU	0	0	0	0	1	15	1	15
Sept. 18	at TAMU	0	0	0	0	0	0	0	0
Sept. 25	at UTEP	1	8	0	8	2	27	0	19
Oct. 2	AFA	0	0	0	0	0	0	0	0
Oct. 9	at SDSU	0	0	0	0	1	3	0	3
Oct. 16	CSU	0	0	0	0	0	0	0	0
Oct. 23	at WYO	0	0	0	0	0	0	0	0
Nov. 6	UNLV	0	0	0	0	1	3	0	3
Nov. 13	at FS				Did Not Play				
Nov. 20	at BSU				Did Not Play				
Nov. 26	USU				Did Not Play				
TOTAL		1	8	0	8	5	48	1	19
CAREER		1	8	0	8	5	48	1	19

TE - #47 Caleb Marra

2021

Date	Opponent	Rush	Yds	TD	LG	Rec	Yds	TD	LG
Sept.2	HBU	0	0	0	0	0	0	0	0
Sept. 11	NMSU	0	0	0	0	0	0	0	0
Sept. 18	at TAMU				Did Not Play				
Sept. 25	at UTEP				Did Not Play				
Oct. 2	AFA				Did Not Play				
Oct. 9	at SDSU				Did Not Play				
Oct. 16	CSU				Did Not Play				
Oct. 23	at WYO				Did Not Play				
Nov. 6	UNLV				Did Not Play				
Nov. 13	at FS				Did Not Play				
Nov. 20	at BSU				Did Not Play				
Nov. 26	USU				Did Not Play				
TOTAL		0	0	0	0	0	0	0	0
CAREER		0	0	0	0	0	0	0	0

TE - #81 Elijah Queen (played WR in 2020 and 2021)

Date	Opponent	Rush	Yds	TD	LG	Rec	Yds	TD	LG
Oct 24	at CSU				No Contest				
Oct 31	SJSU	0	0	0	0	0	0	0	0
Nov 7	at HAW	0	0	0	0	0	0	0	0
Nov 14	NEV	0	0	0	0	0	0	0	0
Nov 20	at AFA				Did Not Play				
Nov 26	at USU	0	0	0	0	0	0	0	0
Dec 5	WYO	0	0	0	0	0	0	0	0
Dec 12	FS	0	0	0	0	0	0	0	0
TOTAL		0	0	0	0	0	0	0	0

2021

Date	Opponent	Rush	Yds	TD	LG	Rec	Yds	TD</
------	----------	------	-----	----	----	-----	-----	------



Individual Career Game-By-Game

DB - #4 A.J. Odums

Date	Opponent	TKL	TFL-Yds	Sack-Yds	FF	FR-Yds	PBU	INT-yds	TD
Sept 2	HBU								
Sept. 11	NMSU								
Sept. 18	at TAMU	2	0.0-0	0.0-0	0	0-0	0	0-0	0
Sept. 25	at UTEP	2	0.0-0	0.0-0	0	0-0	0	0-0	0
Oct. 2	AFA								
Oct. 9	at SDSU	0	0.0-0	0.0-0	0	0-0	0	0-0	0
Oct. 16	CSU	0	0.0-0	0.0-0	0	0-0	0	0-0	0
Oct. 23	at WYO	0	0.0-0	0.0-0	0	0-0	0	0-0	0
Nov. 6	UNLV								
Nov. 13	at FS								
Nov. 20	at BSU	0	0.0-0	0.0-0	0	0-0	0	0-0	0
Nov. 26	USU	3	1.0-1	0.0-0	0	0-0	0	0-0	0
TOTAL		7	1.0-1	0.0-0	0	0-0	0	0-0	0

DB - #6 Ronald Wilson

Date	Opponent	TKL	TFL-Yds	Sack-Yds	FF	FR-Yds	PBU	INT-yds	TD
Sept 2	HBU								
Sept. 11	NMSU								
Sept. 18	at TAMU	3	0.0-0	0.0-0	0	0-0	0	0-0	0
Sept. 25	at UTEP	6	1.0-2	0.0-0	0	0-0	0	1-0	0
Oct. 2	AFA	2	0.0-0	0.0-0	0	0-0	0	0-0	0
Oct. 9	at SDSU	5	0.0-0	0.0-0	0	0-0	0	0-0	0
Oct. 16	CSU	12	0.0-0	0.0-0	0	0-0	0	0-0	0
Oct. 23	at WYO	2	0.0-0	0.0-0	0	0-0	0	0-0	0
Nov. 6	UNLV	2	0.0-0	0.0-0	0	0-0	1	1-0	0
Nov. 13	at FS	8	0.0-0	0.0-0	0	1-0	0	0-0	0
Nov. 20	at BSU	9	0.0-0	0.0-0	0	0-0	0	0-0	0
Nov. 26	USU	5	1.0-3	0.0-0	0	0-0	0	0-0	0
TOTAL		54	2.0-5	0.0-0	0	1-0	1	2-0	0

DB - #7 Tavian Combs

Date	Opponent	TKL	TFL-Yds	Sack-Yds	FF	FR-Yds	PBU	INT-yds	TD
Oct 24	at CSU								
Oct 31	SJSU	10	0.0-0	0.0-0	0	0-0	0	0-0	0
Nov 7	at HAW	7	0.0-0	0.0-0	0	0-0	0	0-0	0
Nov 14	NEV	7	0.0-0	0.0-0	0	0-0	0	0-0	0
Nov 20	at AFA	5	0.0-0	0.0-0	0	0-0	0	0-0	0
Nov 26	at USU	7	0.0-0	0.0-0	1	0-0	0	0-0	0
Dec 5	WYO	3	0.0-0	0.0-0	0	0-0	1	0-0	0
Dec 12	FS	12	0.5-1	0.5-1	0	0-0	0	0-0	0
TOTAL		51	0.5-1	0.5-1	1	0-0	1	0-0	0

2021

Date	Opponent	TKL	TFL-Yds	Sack-Yds	FF	FR-Yds	PBU	INT-yds	TD
Sept 2	HBU	12	0.5-0	0.0-0	1	0-0	1	1-1	0
Sept. 11	NMSU	5	0.0-0	0.0-0	0	0-0	0	0-0	0
Sept. 18	at TAMU	11	0.0-0	0.0-0	0	0-0	1	1-0	0
Sept. 25	at UTEP	4	0.0-0	0.0-0	0	0-0	0	0-0	0
Oct. 2	AFA	7	0.0-0	0.0-0	0	0-0	0	0-0	0
Oct. 9	at SDSU	11	0.0-0	0.0-0	0	0-0	0	0-0	0
Oct. 16	CSU	6	0.0-0	0.0-0	0	0-0	0	0-0	0
Oct. 23	at WYO	7	0.0-0	0.0-0	0	0-0	1	0-0	0
Nov. 6	UNLV	5	0.0-0	0.0-0	0	0-0	0	0-0	0
Nov. 13	at FS								
Nov. 20	at BSU	8	1.0-1	0.0-0	0	0-0	1	0-0	0
Nov. 26	USU	5	0.0-0	0.0-0	0	0-0	0	0-0	0
TOTAL		81	1.5-1	0.0-0	1	0-0	4	2-1	0
CAREER		132	2.0-2	0.5-1	2	0-0	5	2-1	0

DB - #8 Donte Martin

Date	Opponent	TKL	TFL-Yds	Sack-Yds	FF	FR-Yds	PBU	INT-yds	TD
Sept 1	UIW								
Sept 8	at WISC								
Sept 15	at NMSU								
Sept 29	LIBERTY								
Oct 6	at UNLV								
Oct 13	at CSU								
Oct 20	FS								
Oct 27	at USU								
Nov 3	SDSU								
Nov 10	at AFA	0	0.0-0	0.0-0	0	0-0	0	0-0	0
Nov 16	BSU	0	0.0-0	0.0-0	0	0-0	0	0-0	0
Nov 24	WYO	0	0.0-0	0.0-0	0	0-0	0	0-0	0
TOTAL		0	0.0-0	0.0-0	0	0-0	0	0-0	0

2019

Date	Opponent	TKL	TFL-Yds	Sack-Yds	FF	FR-Yds	PBU	INT-yds	TD
Aug 31	SHSU	3	0.0-0	0.0-0	0	0-0	0	0-0	0
Sept 14	at ND	1	0.0-0	0.0-0	0	0-0	1	0-0	0
Sept 21	NMSU	6	0.0-0	0.0-0	0	0-0	0	0-0	0
Sept 28	at LIBERTY	5	0.0-0	0.0-0	0	0-0	2	0-0	0
Oct 4	at SJSU	4	0.0-0	0.0-0	0	0-0	4	0-0	0
Oct 11	CSU	3	0.0-0	0.0-0	0	0-0	0	0-0	0
Oct 19	at WYO	3	2.0-2	0.0-0	0	0-0	0	0-0	0
Oct 26	HAW	2	0.0-0	0.0-0	0	0-0	0	0-0	0
Nov 2	at NEV	5	0.0-0	0.0-0	0	0-0	0	0-0	0
Nov 16	at BSU	4	0.0-0	0.0-0	0	0-0	0	0-0	0
Nov 23	AFA	2	0.0-0	0.0-0	0	0-0	0	0-0	0
Nov 30	USU	3	0.0-0	0.0-0	0	0-0	2	0-0	0
TOTAL		41	2.0-2	0.0-0	0	0-0	9	0-0	0

2020

Date	Opponent	TKL	TFL-Yds	Sack-Yds	FF	FR-Yds	PBU	INT-yds	TD
Oct 24	at CSU								
Oct 31	SJSU								
Nov 7	at HAW								
Nov 14	NEV	1	0.0-0	0.0-0	0	0-0	1	0-0	0
Nov 20	at AFA	1	0.0-0	0.0-0	0	0-0	0	0-0	0
Nov 26	at USU	4	1.0-2	1.0-2	0	0-0	0	0-0	0
Dec 5	WYO	0	0.0-0	0.0-0	0	0-0	1	0-0	0
Dec 12	FS	3	0.0-0	0.0-0	0	0-0	1	0-0	0
TOTAL		9	1.0-2	1.0-2	0	0-0	3	0-0	0

2021

Date	Opponent	TKL	TFL-Yds	Sack-Yds	FF	FR-Yds	PBU	INT-yds	TD
Sept 2	HBU	5	1.0-3	0.0-0	0	0-0	1	0-0	0
Sept. 11	NMSU	2	0.0-0	0.0-0	0	0-0	2	0-0	0
Sept. 18	at TAMU	5	0.0-0	0.0-0	0	0-0	1	0-0	0
Sept. 25	at UTEP	5	0.0-0	0.0-0	0	0-0	2	0-0	0
Oct. 2	AFA	2	0.0-0	0.0-0	0	0-0	0	0-0	0
Oct. 9	at SDSU	4	0.0-0	0.0-0	0	0-0	0	0-0	0
Oct. 16	CSU	5	0.0-0	0.0-0	0	0-0	0	0-0	0
Oct. 23	at WYO								
Nov. 6	UNLV								
Nov. 13	at FS	1	0.0-0	0.0-0	0	0-0	0	0-0	0
Nov. 20	at BSU	2	0.0-0	0.0-0	0	0-0	1	1-16	0
Nov. 26	USU	0	0.0-0	0.0-0	0	0-0	0	0-0	0
TOTAL		31	1.0-3	0.0-0	0	0-0	7	1-16	0
CAREER		81	4.0-7	1.0-2	0	0-0	19	1-16	0

DB - #9 Jerrick Reed II

Date	Opponent	TKL	TFL-Yds	Sack-Yds	FF	FR-Yds	PBU	INT-yds	TD
Aug 31	SHSU	3	0.0-0	0.0-0	0	0-0	0	0-0	0
Sept 14	at ND	3	0.0-0	0.0-0	0	0-0	0	0-0	0
Sept 21	NMSU	4	0.0-0	0.0-0	0	0-0	0	1-43	1
Sept 28	at LIBERTY	10	0.0-0	0.0-0	0	0-0	0	0-0	0
Oct 4	at SJSU	9	2.0-5	0.0-0	0	0-0	0	0-0	0
Oct 11	CSU	5	0.0-0	0.0-0	0	0-0	0	0-0	0
Oct 19	at WYO								
Oct 26	HAW	5	0.0-0	0.0-0	0	0-0	1	0-0	0
Nov 2	at NEV	5	1.0-1	0.0-0	0	0-0	0	0-0	0
Nov 16	at BSU	2	0.0-0	0.0-0	0	0-0	0	0-0	0
Nov 23	AFA								
Nov 30	USU	5	0.0-0	0.0-0	0	0-0	0	0-0	0
TOTAL		46	3.0-6	0.0-0	0	0-0	1	1-43	1

2020

Date	Opponent	TKL	TFL-Yds	Sack-Yds	FF	FR-Yds	PBU	INT-yds	TD
Oct 24	at CSU								
Oct 31	SJSU	7	1.0-1	0.0-0	0	0-0	0	0-0	0
Nov 7	at HAW	3	0.0-0	0.0-0	0	0-0	0	2-28	0
Nov 14	NEV	8	0.0-0	0.0-0	0	0-0	1	1-25	0
Nov 20	at AFA	3	0.0-0	0.0-0	0	1-0	0	0-0	0
Nov 26	at USU	2	0.0-0	0.0-0	0	0-0	1	0-0	0
Dec 5	WYO	1	0.0-0	0.0-0	0	0-0	0	1-5	0
Dec 12	FS	9	0.0-0	0.0-0	0	0-0	1	0-0	0
TOTAL		33	1.0-1	0.0-0	0	1-0	3	4-58	0

2021

Date	Opponent	TKL	TFL-Yds	Sack-Yds	FF	FR-Yds	PBU	INT-yds	TD
Sept 2	HBU	2	0.0-0	0.0-0	0	0-0	0	0-0	0
Sept. 11	NMSU	1	0.0-0	0.0-0	0	0-0	1	0-0	0
Sept. 18	at TAMU	0	0.0-0	0.0-0	0	0-0	0	0-0	0
Sept. 25	at UTEP	0	0.0-0	0.0-0	0	0-0	0	0-0	0
Oct. 2	AFA	1	0.0-0	0.0-0	0	0-0	0	0-0	0
Oct. 9	at SDSU								
Oct. 16	CSU								
Oct. 23	at WYO								
Nov. 6	UNLV								
Nov. 13	at FS								
Nov. 20	at BSU								
Nov. 26	USU								
TOTAL		4	0.0-0	0.0-0	0	0-0	1	0-0	0
CAREER		13	0.0-0	0.0-0	0	0-0	2	0-0	0

2021



Individual Career Game-By-Game

CB - #14 Duce Jones (Has Moved to WR)

Date	Opponent	TKL	TFL-Yds	Sack-Yds	FF	FR-Yds	PBU	INT-yds	TD
Sept 2	HBU	0	0.0-0	0.0-0	0	0-0	0	0-0	0
Sept. 11	NMSU			Did Not Play					
Sept. 18	at TAMU	0	0.0-0	0.0-0	0	0-0	0	0-0	0
Sept. 25	at UTEP			Did Not Play					
Oct. 2	AFA			Did Not Play					
Oct. 9	at SDSU	0	0.0-0	0.0-0	0	0-0	0	0-0	0
Oct. 16	CSU	0	0.0-0	0.0-0	0	0-0	0	0-0	0
Oct. 23	at WYO	0	0.0-0	0.0-0	0	0-0	0	0-0	0
Nov. 6	UNLV	0	0.0-0	0.0-0	0	0-0	0	0-0	0
Nov. 13	at FS			Did Not Play					
Nov. 20	at BSU			Did Not Play					
Nov. 26	USU	0	0.0-0	0.0-0	0	0-0	0	0-0	0
TOTAL		0	0.0-0	0.0-0	0	0-0	0	0-0	0
CAREER		0	0.0-0	0.0-0	0	0-0	0	0-0	0

CB - #20 Andrell Barney, Jr.

Date	Opponent	TKL	TFL-Yds	Sack-Yds	FF	FR-Yds	PBU	INT-yds	TD
Sept 2	HBU	0	0.0-0	0.0-0	0	0-0	0	0-0	0
Sept. 11	NMSU			Did Not Play					
Sept. 18	at TAMU	1	0.0-0	0.0-0	0	0-0	0	0-0	0
Sept. 25	at UTEP	1	0.0-0	0.0-0	0	0-0	0	0-0	0
Oct. 2	AFA			Did Not Play					
Oct. 9	at SDSU			Did Not Play					
Oct. 16	CSU			Did Not Play					
Oct. 23	at WYO	0	0.0-0	0.0-0	0	0-0	0	0-0	0
Nov. 6	UNLV			Did Not Play					
Nov. 13	at FS			Did Not Play					
Nov. 20	at BSU			Did Not Play					
Nov. 26	USU			Did Not Play					
TOTAL		2	0.0-0	0.0-0	0	0-0	0	0-0	0

LB - #18 Alec Morencio

Date	Opponent	TKL	TFL-Yds	Sack-Yds	FF	FR-Yds	PBU	INT-yds	TD
Sept 2	HBU			Did Not Play					
Sept. 11	NMSU			Did Not Play					
Sept. 18	at TAMU	1	0.0-0	0.0-0	0	0-0	0	0-0	0
Sept. 25	at UTEP	0	0.0-0	0.0-0	0	0-0	0	0-0	0
Oct. 2	AFA	1	0.0-0	0.0-0	0	0-0	0	0-0	0
Oct. 9	at SDSU	1	0.0-0	0.0-0	0	0-0	0	0-0	0
Oct. 16	CSU	0	0.0-0	0.0-0	0	0-0	0	0-0	0
Oct. 23	at WYO	0	0.0-0	0.0-0	0	0-0	0	0-0	0
Nov. 6	UNLV	1	0.0-0	0.0-0	0	0-0	0	0-0	0
Nov. 13	at FS	0	0.0-0	0.0-0	0	0-0	0	0-0	0
Nov. 20	at BSU	0	0.0-0	0.0-0	0	0-0	0	0-0	0
Nov. 26	USU	0	0.0-0	0.0-0	0	0-0	0	0-0	0
TOTAL		4	0.0-0	0.0-0	0	0-0	0	0-0	0

LB - #30 Ray Leutle

Date	Opponent	TKL	TFL-Yds	Sack-Yds	FF	FR-Yds	PBU	INT-yds	TD
Oct 24	at CSU			No Contest					
Oct 31	SJSU	0	0.0-0	0.0-0	0	0-0	0	0-0	0
Nov 7	at HAW	2	0.0-0	0.0-0	0	0-0	0	0-0	0
Nov 14	NEV	2	1.0-2	0.0-0	0	0-0	0	0-0	0
Nov 20	at AFA	0	0.0-0	0.0-0	0	0-0	0	0-0	0
Nov 26	at USU	1	0.0-0	0.0-0	0	0-0	0	0-0	0
Dec 5	WYO	1	0.0-0	0.0-0	0	0-0	0	0-0	0
Dec 12	FS	5	1.5-2	0.0-0	0	0-0	0	0-0	0
TOTAL		11	2.5-4	0.0-0	0	0-0	0	0-0	0

Date	Opponent	TKL	TFL-Yds	Sack-Yds	FF	FR-Yds	PBU	INT-yds	TD
Sept 2	HBU	3	0.5-1	0.0-0	0	0-0	2	1-3	0
Sept. 11	NMSU	2	0.0-0	0.0-0	0	0-0	0	0-0	0
Sept. 18	at TAMU	3	1.0-3	1.0-3	0	0-0	0	0-0	0
Sept. 25	at UTEP	1	1.0-11	1.0-11	0	0-0	0	0-0	0
Oct. 2	AFA	5	0.0-0	0.0-0	0	0-0	0	0-0	0
Oct. 9	at SDSU	5	1.0-2	0.0-0	1	1-15	0	0-0	1
Oct. 16	CSU	4	2.0-12	1.0-10	0	0-0	0	0-0	0
Oct. 23	at WYO	2	0.0-0	0.0-0	0	0-0	0	0-0	0
Nov. 6	UNLV	1	0.0-0	0.0-0	0	0-0	0	0-0	0
Nov. 13	at FS	4	1.5-13	1.0-11	0	0-0	0	0-0	0
Nov. 20	at BSU	2	0.5-1	0.0-0	0	0-0	0	0-0	0
Nov. 26	USU	4	0.0-0	0.0-0	0	0-0	0	0-0	0
TOTAL		36	7.5-42	4.0-35	1	1-15	2	1-3	1
CAREER		47	10.0-37	4.0-35	1	1-15	2	1-3	1

LB - #35 Semaj Sims

Date	Opponent	TKL	TFL-Yds	Sack-Yds	FF	FR-Yds	PBU	INT-yds	TD
Sept 2	HBU			Did Not Play					
Sept. 11	NMSU			Did Not Play					
Sept. 18	at TAMU			Did Not Play					
Sept. 25	at UTEP			Did Not Play					
Oct. 2	AFA			Did Not Play					
Oct. 9	at SDSU			Did Not Play					
Oct. 16	CSU			Did Not Play					
Oct. 23	at WYO			Did Not Play					
Nov. 6	UNLV			Did Not Play					
Nov. 13	at FS			Did Not Play					
Nov. 20	at BSU			Did Not Play					
Nov. 26	USU			Did Not Play					
TOTAL		0	0.0-0	0.0-0	0	0-0	0	0-0	0
CAREER		0	0.0-0	0.0-0	0	0-0	0	0-0	0

LB - #36 Syaia Riley

Date	Opponent	TKL	TFL-Yds	Sack-Yds	FF	FR-Yds	PBU	INT-yds	TD
Oct 24	at CSU			No Contest					
Oct 31	SJSU	0	0.0-0	0.0-0	0	0-0	0	0-0	0
Nov 7	at HAW	1	0.0-0	0.0-0	0	0-0	0	0-0	0
Nov 14	NEV	2	0.0-0	0.0-0	0	0-0	0	0-0	0
Nov 20	at AFA	3	0.0-0	0.0-0	0	0-0	0	0-0	0
Nov 26	at USU	0	0.0-0	0.0-0	0	0-0	0	0-0	0
Dec 5	WYO	0	0.0-0	0.0-0	0	0-0	0	0-0	0
Dec 12	FS	0	0.0-0	0.0-0	0	0-0	0	0-0	0
TOTAL		6	0.0-0	0.0-0	0	0-0	0	0-0	0

Date	Opponent	TKL	TFL-Yds	Sack-Yds	FF	FR-Yds	PBU	INT-yds	TD
Sept 2	HBU	3	1.0-3	0.0-0	0	0-0	1	0-0	0
Sept. 11	NMSU	3	0.0-0	0.0-0	0	0-0	0	0-0	0
Sept. 18	at TAMU	5	1.0-5	0.0-0	0	0-0	0	0-0	0
Sept. 25	at UTEP	4	0.0-0	0.0-0	0	0-0	0	0-0	0
Oct. 2	AFA	7	1.0-2	0.0-0	0	0-0	0	0-0	0
Oct. 9	at SDSU	3	0.0-0	0.0-0	0	0-0	0	0-0	0
Oct. 16	CSU	4	0.0-0	0.0-0	0	0-0	0	0-0	0
Oct. 23	at WYO	0	0.0-0	0.0-0	0	0-0	0	0-0	0
Nov. 6	UNLV	3	0.5-2	0.0-0	0	0-0	0	0-0	0
Nov. 13	at FS	4	1.0-13	1.0-13	1	0-0	0	0-0	0
Nov. 20	at BSU	6	0.5-0	0.0-0	0	0-0	0	0-0	0
Nov. 26	USU	4	0.0-0	0.0-0	0	0-0	0	0-0	0
TOTAL		46	5.0-25	1.0-13	1	0-0	1	0-0	0
CAREER		52	5.0-25	1.0-13	1	0-0	1	0-0	0

LB - #42 Dion Hunter

Date	Opponent	TKL	TFL-Yds	Sack-Yds	FF	FR-Yds	PBU	INT-yds	TD
Oct 24	at CSU			No Contest					
Oct 31	SJSU			Did Not Play					
Nov 7	at HAW	5	0.0-0	0.0-0	0	0-0	0	0-0	0
Nov 14	NEV	2	0.5-0	0.0-0	0	0-0	0	0-0	0
Nov 20	at AFA			Did Not Play					
Nov 26	at USU			Did Not Play					
Dec 5	WYO			Did Not Play					
Dec 12	FS	0	0.0-0	0.0-0	0	0-0	0	0-0	0
TOTAL		7	0.5-0	0.0-0	0	0-0	0	0-0	0

Date	Opponent	TKL	TFL-Yds	Sack-Yds	FF	FR-Yds	PBU	INT-yds	TD
Sept 2	HBU	5	1.0-9	1.0-9	0	0-0	0	0-0	0
Sept. 11	NMSU	3	0.0-0	0.0-0	0	0-0	0	0-0	0
Sept. 18	at TAMU	0	0.0-0	0.0-0	0	0-0	0	0-0	0
Sept. 25	at UTEP	1	0.0-0	0.0-0	0	0-0	0	0-0	0
Oct. 2	AFA	0	0.0-0	0.0-0	0	0-0	0	0-0	0
Oct. 9	at SDSU	4	0.0-0	0.0-0	0	0-0	0	0-0	0
Oct. 16	CSU	5	0.0-0	0.0-0	0	0-0	0	0-0	0
Oct. 23	at WYO	3	0.0-0	0.0-0	0	0-0	0	0-0	0
Nov. 6	UNLV	4	1.0-3	0.0-0	0	0-0	0	0-0	0
Nov. 13	at FS	2	0.0-0	0.0-0	0	0-0	0	0-0	0
Nov. 20	at BSU	4	0.0-0	0.0-0	0	0-0	0	0-0	0
Nov. 26	USU	7	0.0-0	0.0-0	0	0-0	0	0-0	0
TOTAL		35	2.0-12	1.0-9	0	0-0	0	0-0	0
CAREER		42	2.5-12	1.0-9	0	0-0	0	0-0	0

LB - #44 Reco Hannah

2019									
Date	Opponent	TKL	TFL-Yds	Sack-Yds	FF	FR-Yds	PBU	INT-yds	TD
Aug 31	SHSU	0	0.0-0	0.0-0	0	0-0	0	0-0	0
Sept 14	at ND	0	0.0-0	0.0-0	0	0-0	0	0-0	0
Sept 21	NMSU	0	0.0-0	0.0-0	0	0-0	0	0-0	0
Sept 28	at LIBERTY	4	0.5-1	0.0-0	0	0-0	0	0-0	0
Oct 4	at SJSU	2	0.0-0	0.0-0	0	0-0	0	0-0	0
Oct 11	CSU	0	0.0-0	0.0-0	0	0-0	0	0-0	0
Oct 19	at WYO	0	0.0-0	0.0-0	0	0-0	0	0-0	0
Oct 26	HAW	1	0.0-0	0.0-0	0	0-0	0	0-0	0
Nov 2	at NEV	2	0.0-0	0.0-0	0	0-0	0	0-0	0
Nov 16	at BSU	1	0.0-0	0.0-0	0	0-0	0	0-0	0
Nov 23	AFA	0	0.0-0	0.0-0	0	0-0	0	0-0	0
Nov 30	USU	2	0.0-0	0.0-0	0	0-0	0	0-0	0
TOTAL		12	0.5-1	0.0-0	0	0-0	0	0-0	0



Individual Career Game-By-Game

DL - #51 Bryce Santana

2020

Date	Opponent	TKL	TFL-Yds	Sack-Yds	FF	FR-Yds	PBU	INT-yds	TD
Oct 24	at CSU					No Contest			
Oct 31	SJSU					Did Not Play			
Nov 7	at HAW					Did Not Play			
Nov 14	NEV					Did Not Play			
Nov 20	at AFA					Did Not Play			
Nov 26	at USU	2	0.0-0	0.0-0	0	0-0	0	0-0	0
Dec 5	WYO	0	0.0-0	0.0-0	0	0-0	0	0-0	0
Dec 12	FS	0	0.0-0	0.0-0	0	0-0	0	0-0	0
TOTAL		2	0.0-0	0.0-0	0	0-0	0	0-0	0

2021

Date	Opponent	TKL	TFL-Yds	Sack-Yds	FF	FR-Yds	PBU	INT-yds	TD
Sept 2	HBU	0	0.0-0	0.0-0	0	0-0	0	0-0	0
Sept. 11	NMSU					Did Not Play			
Sept. 18	at TAMU					Did Not Play			
Sept. 25	at UTEP	2	0.0-0	0.0-0	0	0-0	0	0-0	0
Oct. 2	AFA	2	0.0-0	0.0-0	0	0-0	0	0-0	0
Oct. 9	at SDSU					Did Not Play			
Oct. 16	CSU					Did Not Play			
Oct. 23	at WYO					Did Not Play			
Nov. 6	UNLV					Did Not Play			
Nov. 13	at FS	0	0.0-0	0.0-0	0	0-0	0	0-0	0
Nov. 20	at BSU	0	0.0-0	0.0-0	0	0-0	0	0-0	0
Nov. 26	USU	2	0.0-0	0.0-0	0	0-0	0	0-0	0
TOTAL		4	0.0-0	0.0-0	0	0-0	0	0-0	0
CAREER		6	0.0-0	0.0-0	0	0-0	0	0-0	0

DL - #52 Ian Shewell

2020

Date	Opponent	TKL	TFL-Yds	Sack-Yds	FF	FR-Yds	PBU	INT-yds	TD
Oct 24	at CSU					No Contest			
Oct 31	SJSU	1	0.0-0	0.0-0	0	0-0	0	0-0	0
Nov 7	at HAW	2	0.0-0	0.0-0	0	1-0	0	0-0	0
Nov 14	NEV	0	0.0-0	0.0-0	0	0-0	0	0-0	0
Nov 20	at AFA	0	0.0-0	0.0-0	0	0-0	0	0-0	0
Nov 26	at USU					Did Not Play			
Dec 5	WYO	0	0.0-0	0.0-0	0	0-0	0	0-0	0
Dec 12	FS	0	0.0-0	0.0-0	0	0-0	0	0-0	0
TOTAL		3	0.0-0	0.0-0	0	1-0	0	0-0	0

2021

Date	Opponent	TKL	TFL-Yds	Sack-Yds	FF	FR-Yds	PBU	INT-yds	TD
Sept 2	HBU					Did Not Play			
Sept. 11	NMSU					Did Not Play			
Sept. 18	at TAMU					Did Not Play			
Sept. 25	at UTEP					Did Not Play			
Oct. 2	AFA					Did Not Play			
Oct. 9	at SDSU					Did Not Play			
Oct. 16	CSU					Did Not Play			
Oct. 23	at WYO					Did Not Play			
Nov. 6	UNLV					Did Not Play			
Nov. 13	at FS					Did Not Play			
Nov. 20	at BSU					Did Not Play			
Nov. 26	USU					Did Not Play			
TOTAL		0	0.0-0	0.0-0	0	0-0	0	0-0	0
CAREER		3	0.0-0	0.0-0	0	1-0	0	0-0	0

DL - #57 Keith Alvarado

2021

Date	Opponent	TKL	TFL-Yds	Sack-Yds	FF	FR-Yds	PBU	INT-yds	TD
Sept 2	HBU					Did Not Play			
Sept. 11	NMSU					Did Not Play			
Sept. 18	at TAMU					Did Not Play			
Sept. 25	at UTEP					Did Not Play			
Oct. 2	AFA					Did Not Play			
Oct. 9	at SDSU					Did Not Play			
Oct. 16	CSU					Did Not Play			
Oct. 23	at WYO					Did Not Play			
Nov. 6	UNLV					Did Not Play			
Nov. 13	at FS					Did Not Play			
Nov. 20	at BSU					Did Not Play			
Nov. 26	USU					Did Not Play			
TOTAL		0	0.0-0	0.0-0	0	0-0	0	0-0	0
CAREER		0	0.0-0	0.0-0	0	0-0	0	0-0	0

DL - #90 OJ Bartley

2020

Date	Opponent	TKL	TFL-Yds	Sack-Yds	FF	FR-Yds	PBU	INT-yds	TD
Oct 24	at CSU					No Contest			
Oct 31	SJSU					Did Not Play			
Nov 7	at HAW					Did Not Play			
Nov 14	NEV					Did Not Play			
Nov 20	at AFA					Did Not Play			
Nov 26	at USU					Did Not Play			
Dec 5	WYO	0	0.0-0	0.0-0	0	0-0	0	0-0	0
Dec 12	FS	0	0.0-0	0.0-0	0	0-0	0	0-0	0
TOTAL		0	0.0-0	0.0-0	0	0-0	0	0-0	0

2021

Date	Opponent	TKL	TFL-Yds	Sack-Yds	FF	FR-Yds	PBU	INT-yds	TD
Sept 2	HBU					Did Not Play			
Sept. 11	NMSU					Did Not Play			
Sept. 18	at TAMU					Did Not Play			
Sept. 25	at UTEP	0	0.0-0	0.0-0	0	0-0	0	0-0	0
Oct. 2	AFA	0	0.0-0	0.0-0	0	0-0	0	0-0	0
Oct. 9	at SDSU	0	0.0-0	0.0-0	0	0-0	0	0-0	0
Oct. 16	CSU	0	0.0-0	0.0-0	0	0-0	0	0-0	0
Oct. 23	at WYO	0	0.0-0	0.0-0	0	0-0	0	0-0	0
Nov. 6	UNLV	0	0.0-0	0.0-0	0	0-0	0	0-0	0
Nov. 13	at FS	0	0.0-0	0.0-0	0	0-0	0	0-0	0
Nov. 20	at BSU	0	0.0-0	0.0-0	0	0-0	0	0-0	0
Nov. 26	USU	0	0.0-0	0.0-0	0	0-0	0	0-0	0
TOTAL		0	0.0-0	0.0-0	0	0-0	0	0-0	0
CAREER		0	0.0-0	0.0-0	0	0-0	0	0-0	0

DL - #92 Omar Daramé

2019

Date	Opponent	TKL	TFL-Yds	Sack-Yds	FF	FR-Yds	PBU	INT-yds	TD
Aug 31	SHSU					Did Not Play			
Sept 14	at ND					Did Not Play			
Sept 21	NMSU					Did Not Play			
Sept 28	at LIBERTY					Did Not Play			
Oct 4	at SJSU					Did Not Play			
Oct 11	CSU					Did Not Play			
Oct 19	at WYO					Did Not Play			
Oct 26	HAW					Did Not Play			
Nov 2	at NEV					Did Not Play			
Nov 16	at BSU					Did Not Play			
Nov 23	AFA	0	0.0-0	0.0-0	0	0-0	0	0-0	0
Nov 30	USU					Did Not Play			
TOTAL		0	0.0-0	0.0-0	0	0-0	0	0-0	0

2020

Date	Opponent	TKL	TFL-Yds	Sack-Yds	FF	FR-Yds	PBU	INT-yds	TD
Oct 24	at CSU					No Contest			
Oct 31	SJSU	2	0.0-0	0.0-0	0	0-0	0	0-0	0
Nov 7	at HAW	1	1.0-1	0.0-0	0	0-0	0	0-0	0
Nov 14	NEV	1	0.0-0	0.0-0	0	0-0	0	0-0	0
Nov 20	at AFA	0	0.0-0	0.0-0	0	0-0	0	0-0	0
Nov 26	at USU	0	0.0-0	0.0-0	0	0-0	0	0-0	0
Dec 5	WYO	0	0.0-0	0.0-0	0	0-0	0	0-0	0
Dec 12	FS	0	0.0-0	0.0-0	0	0-0	0	0-0	0
TOTAL		3	1.0-1	0.0-0	0	0-0	0	0-0	0

2021

Date	Opponent	TKL	TFL-Yds	Sack-Yds	FF	FR-Yds	PBU	INT-yds	TD
Sept 2	HBU	1	0.0-0	0.0-0	0	0-0	0	0-0	0
Sept. 11	NMSU					Did Not Play			
Sept. 18	at TAMU	1	0.0-0	0.0-0	0	0-0	0	0-0	0
Sept. 25	at UTEP					Did Not Play			
Oct. 2	AFA	0	0.0-0	0.0-0	0	0-0	0	0-0	0
Oct. 9	at SDSU	0	0.0-0	0.0-0	0	0-0	0	0-0	0
Oct. 16	CSU					Did Not Play			
Oct. 23	at WYO					Did Not Play			
Nov. 6	UNLV					Did Not Play			
Nov. 13	at FS	1	0.0-0	0.0-0	0	0-0	0	0-0	0
Nov. 20	at BSU					Did Not Play			
Nov. 26	USU					Did Not Play			
TOTAL		3	0.0-0	0.0-0	0	0-0	0	0-0	0
CAREER		6	1.0-1	0.0-0	0	0-0	0	0-0	0

DL - #95 Jake Saltonstall

2020

Date	Opponent	TKL	TFL-Yds	Sack-Yds	FF	FR-Yds	PBU	INT-yds	TD
Oct 24	at CSU					No Contest			
Oct 31	SJSU	1	0.0-0	0.0-0	0	0-0	0	0-0	0
Nov 7	at HAW	1	1.0-9	1.0-9	0	0-0	0	0-0	0
Nov 14	NEV	0	0.0-0	0.0-0	0	0-0	0	0-0	0
Nov 20	at AFA	3	0.0-0	0.0-0	0	0-0	1	0-0	0
Nov 26	at USU	0	0.0-0	0.0-0	0	1-0	0	0-0	0
Dec 5	WYO	5	0.0-0	0.0-0	0	1-0	0	0-0	0
Dec 12	FS	2	1.0-12	1.0-12	0	0-0	0	0-0	0
TOTAL		12	2.0-21	2.0-21	0	2-0	1	0-0	0

2021

Date	Opponent	TKL	TFL-Yds	Sack-Yds	FF	FR-Yds	PBU	INT-yds	TD
Sept 2	HBU	2	1.0-7	1.0-7	0	0-0	0	0-0	0
Sept. 11	NMSU	3	0.0-0	0.0-0	0	0-0	0	0-0	0
Sept. 18	at TAMU	3	0.0-0	0.0-0	0	0-0	0	0-0	0
Sept. 25	at UTEP	2	0.0-0	0.0-0	0	0-0	0	0-0	0
Oct. 2	AFA	6	0.5-0	0.0-0	0	0-0	0	0-0	0
Oct. 9	at SDSU	2	0.0-0	0.0-0	0	0-0	0	0-0	0
Oct. 16	CSU	5	0.0-0	0.0-0	0	0-0	0	0-0	0
Oct. 23	at WYO	1	0.0-0	0.0-0	0	0-0	0	0-0	0
Nov. 6	UNLV	5	1.0-1	0.0-0	0	0-0	0	0-0	0
Nov. 13	at FS	3	0.5-1	0.0-0	0	0-0	0	0-0	0

Individual Career Game-By-Game

DL - #99 Jaden Phillips

2021

Date	Opponent	TKL	TFL-Yds	Sack-Yds	FF	FR-Yds	PBU	INT-yds	TD
Sept. 2	HBU								
Sept. 11	NMSU	0	0.0-0	0.0-0	0	0-0	0	0-0	0
Sept. 18	at TAMU	1	0.0-0	0.0-0	0	0-0	0	0-0	0
Sept. 25	at UTEP	3	1.0-1	0.0-0	0	0-0	0	0-0	0
Oct. 2	AFA	0	0.0-0	0.0-0	0	0-0	0	0-0	0
Oct. 9	at SDSU	0	0.0-0	0.0-0	0	0-0	0	0-0	0
Oct. 16	CSU	2	0.0-0	0.0-0	0	0-0	0	0-0	0
Oct. 23	at WYO	0	0.0-0	0.0-0	0	0-0	0	0-0	0
Nov. 6	UNLV	1	0.0-0	0.0-0	0	0-0	0	0-0	0
Nov. 13	at FS	2	0.0-0	0.0-0	0	0-0	0	0-0	0
Nov. 20	at BSU	2	0.5-3	0.5-3	0	0-0	0	0-0	0
Nov. 26	USU	4	1.0-3	1.0-3	0	0-0	0	0-0	0
TOTAL		15	2.5-7	1.5-6	0	0-0	0	0-0	0

P - #47 Jared Long

2021

Date	Opponent	No	Yds	Avg	Lg	Blkd	TB	FC	50+	i20
Sept. 2	HBU									
Sept. 11	NMSU									
Sept. 18	at TAMU									
Sept. 25	at UTEP									
Oct. 2	AFA									
Oct. 9	at SDSU									
Oct. 16	CSU									
Oct. 23	at WYO									
Nov. 6	UNLV									
Nov. 13	at FS									
Nov. 20	at BSU									
Nov. 26	at USU									
CAREER		0	0	0.0	0	0	0	0	0	0

P - #96 Aaron Rodriguez

2021

Date	Opponent	No	Yds	Avg	Lg	Blkd	TB	FC	50+	i20
Sept. 2	HBU	7	298	42.6	51	0	0	2	1	2
Sept. 11	NMSU	3	121	40.3	58	0	1	0	1	1
Sept. 18	at TAMU	11	441	40.1	49	0	0	4	0	2
Sept. 25	at UTEP	7	370	52.6	61	0	1	0	5	1
Oct. 2	AFA	4	168	42.0	45	0	0	3	0	1
Oct. 9	at SDSU	9	362	40.2	50	0	0	7	1	2
Oct. 16	CSU	9	376	41.8	54	0	1	3	2	1
Oct. 23	at WYO	5	228	45.6	49	0	2	1	0	2
Nov. 6	UNLV	5	228	45.6	49	0	0	1	0	0
Nov. 13	at FS	6	247	41.2	49	0	0	4	0	1
Nov. 20	at BSU	7	298	42.6	46	2	1	4	0	2
Nov. 26	at USU	7	295	42.1	58	0	1	4	2	1
CAREER		81	3466	42.8	61	2	7	33	12	16

K - #35 George Steinkamp

2020

Date	Opponent	FGM	FGA	LG	XPM	XPA	PTS	KO	YDS	AVG	TB	OB
Oct. 24	at CSU											
Oct. 31	SJSU	0	1	--	3	3	3	0	0	-	0	0
Nov. 7	at HAW	4	5	49	3	3	15	0	0	-	0	0
Nov. 14	NEV	2	2	48	2	2	8	0	0	-	0	0
Nov. 20	at AFA	0	3	--	0	0	0	0	0	-	0	0
Nov. 26	at USU											
Dec. 5	WYO											
Dec. 12	FS											
TOTAL		6	11	49	8	8	26	0	0	0.0	0	0

2021

Date	Opponent	FGM	FGA	LG	XPM	XPA	PTS	KO	YDS	AVG	TB	OB
Sept. 2	HBU	0	1	-	0	0	0	6	389	64.8	4	0
Sept. 11	NMSU	0	0	-	0	0	0	8	513	64.1	6	0
Sept. 18	at TAMU	0	0	-	0	0	0	1	65	65.0	0	0
Sept. 25	at UTEP	0	0	-	0	0	0	3	187	62.3	1	0
Oct. 2	AFA	0	0	-	0	0	0	3	194	64.7	2	0
Oct. 9	at SDSU	0	0	-	0	0	0	2	123	61.5	0	0
Oct. 16	CSU	0	0	-	0	0	0	2	130	65.0	2	0
Oct. 23	at WYO	0	0	-	0	0	0	3	195	65.0	3	0
Nov. 6	UNLV	0	0	-	0	0	0	4	260	65.0	3	0
Nov. 13	at FS	0	0	-	0	0	0	2	130	65.0	1	0
Nov. 20	at BSU	0	0	-	0	0	0	1	65	65.0	0	0
Nov. 26	USU	0	0	-	0	0	0	3	195	65.0	2	0
TOTAL		0	1	0	0	0	0	38	2446	64.4	24	0
CAREER		6	12	49	8	8	26	38	2446	64.4	24	0





Uni-Tracker

SEPT. 2 HOUSTON BAPTIST

SEPT. 11 NEW MEXICO ST.

SEPT. 18 AT TEXAS A&M

SEPT. 25 AT UTEP



OCT. 2 AIR FORCE

OCT. 9 AT SAN DIEGO STATE

OCT. 16 COLORADO STATE

OCT. 23 AT WYOMING



NOV. 6 UNLV

NOV. 13 AT FRESNO STATE

NOV. 20 AT BOISE STATE

NOV. 26 UTAH STATE





The Last Time...

INDIVIDUAL

50-YARD TOUCHDOWN RUN

New Mexico: 67, Ahmari Davis vs. Hawai'i (10/26/2019)
Opponent: 58, Trey Smith, Wyoming (12/5/2020)

70-YARD RUN

New Mexico: 73, Teriyon Gipson vs. Wyoming (11/26/2016)
Opponent: 76, Cole McDonald, Hawai'i (10/26/2019)

70-YARD RECEPTION

New Mexico: 74, Elijah Lilly from Sheriron Jones at UNLV (10/6/2018)
Opponent: 76, Benjamin Waters from Darrell Hammond III, Air Force (11/23/2019)

30 RUSHING ATTEMPTS

New Mexico: 30, Tyrone Owens at New Mexico State (9/15/2018)
Opponent: 33, Xavier Valladay, Wyoming (10/19/2019)

150 YARDS RUSHING

New Mexico: 200, Ahmari Davis vs. Hawai'i (10/26/2019)
Opponent: 154, Trey Smith, Wyoming (12/5/2020)

200 YARDS RUSHING

New Mexico: 200, Ahmari Davis vs. Hawai'i (10/26/2019)
Opponent: 253, Jonathan Taylor, Wisconsin (9/8/2018)

TWO PLAYERS, 100+ YARDS RUSHING

New Mexico: Tyrone Owens (164), Daryl Chestnut (145) & Lamar Jordan (116) vs. UNLV (11/17/2017)

Opponent: Xavier Valladay (127) & Sean Chambers (117) Wyoming (10/19/2019)

THREE PLAYERS, 100+ YARDS RUSHING

New Mexico: Tyrone Owens (164), Daryl Chestnut (145) & Lamar Jordan (116) vs. UNLV (11/17/2017)

Opponent: Marvin Kinsey (127), Izzy Matthews (107) & Dalyn Dawkins (102), Colorado State (11/19/2016)

30 PASS COMPLETIONS

New Mexico: 30, B.R. Holbrook vs. Texas Tech (9/11/2010)
Opponent: 33, Chevan Cordeiro, Hawai'i (11/7/2020)

50 PASS ATTEMPTS

New Mexico: 50, B.R. Holbrook vs. Texas Tech (2010)
Opponent: 57, Tyler Rogers, New Mexico State (9/9/2017)

400 YARDS PASSING

New Mexico: 408, Casey Kelly vs. UNLV (11/1/2003)
Opponent: 410, Chevan Cordeiro, Hawai'i (11/7/2020)

100 YARDS RUSHING & PASSING

New Mexico: Trae Hall (154 rushing, 107 passing) vs. Utah State (11/30/2019)

Opponent: Andrew Peasley (118 rushing, 239 passing), Utah State (11/26/2020)

500 YARDS TOTAL OFFENSE

New Mexico: 594, Jeremy Leach vs. Utah (11/11/1989)
Opponent: 527, Derek Carr, Fresno State (11/23/2013)

10 PASS RECEPTIONS

New Mexico: 11, Ty Kirk vs. New Mexico State (10/1/2011)
Opponent: 10, Bailey Gaither, San José State (10/31/2020)

150 YARDS RECEIVING

New Mexico: 209, Deon Long vs. Sam Houston State (9/24/2011)
Opponent: 208, Bailey Gaither, San José State (10/31/2020)

2+ PLAYERS, 100+ YARDS RECEIVING

New Mexico: Deon Long (209) & Ty Kirk (127) vs. Sam Houston State (9/24/2011)

Opponent: Bailey Gaither (208) & Tre Walker (107), San José State (10/31/2020)

SCORED THREE TOUCHDOWNS

New Mexico: 3, Tyrone Owens vs. Liberty (9/29/2018)
Opponent: 3, Brad Roberts, Air Force (11/20/2020)

FOUR TOUCHDOWN PASSES

New Mexico: 4, Sheriron Jones at UNLV (10/6/2018)
Opponent: 4, Chevan Cordeiro, Hawai'i (11/7/2020)

FOUR RUSHING TOUCHDOWNS

New Mexico: 4, Ahmari Davis at New Mexico State (9/15/2018)
Opponent: 3, Brad Roberts, Air Force (11/20/2020)

THREE TOUCHDOWN RECEPTIONS

New Mexico: 3, Deon Long vs. Sam Houston State (2011)
Opponent: 3, Romeo Doubs, Nevada (11/14/2020)

FIVE FIELD GOALS

New Mexico: 5, James Aho vs. Arizona (2008)
Opponent: 5, Drew Dunning, Washington St. (2003)

50-YARD FIELD GOAL

New Mexico: 52, Andrew Shelley at Liberty (9/28/2019)
Opponent: 52, Wyatt Bryan, Colorado State (10/20/2017)

TWO INTERCEPTIONS

New Mexico: 2, Jerrick Reed at Hawai'i (11/7/2020)
Opponent: 2, Tariq Thompson, San Diego State (11/24/2017)

TWO FUMBLE RECOVERIES

New Mexico: 2, Adebayo Soremekun vs. San Diego St. (11/3/2018)
Opponent: 2, Sonatane Lui, Boise State, 11/16/2019

PUNT RETURN FOR TOUCHDOWN (no block)

New Mexico: 86 yards, Marcus Hayes vs. Boise State (11/16/2018)
Opponent: 90 yards, Christian Kirk, Texas A&M (11/11/2017)

TWO PUNT RETURNS FOR TOUCHDOWN (no block)

New Mexico: Has not occurred
Opponent: 64 yards, 61 yards Cliff Harris, Oregon (2010)

KICKOFF RETURN FOR A TOUCHDOWN

New Mexico: 100 yards, Elijah Lilly vs. Texas A&M (11/11/2017)
Opponent: 100 yards, Mike Edwards, Hawai'i (10/13/2012)

INTERCEPTION RETURN FOR TOUCHDOWN

New Mexico: 43 yards, Jerrick Reed II vs. New Mexico State (9/21/2019)
Opponent: 14 yards, Solomon Matautia, Hawai'i (10/26/2019)

BLOCKED PAT

New Mexico: Adebayo Soremekun at San José State (10/4/2019)
Opponent: Jacoby Wildman, Utah State (11/30/2019)

BLOCKED FIELD GOAL

New Mexico: Nahje Flowers at San José State (10/4/2019)
Opponent: Michael Purcell, Air Force (11/20/2020)

BLOCKED FIELD GOAL RETURN

New Mexico: 45 yards, Anthony Hooks vs. UTEP (2010)
Opponent: Has not occurred

BLOCKED PUNT

New Mexico: Victor James at San Diego State (10/31/2009)
Opponent: Kina Maile, Utah State (11/26/2020)

FUMBLE RETURN FOR A TOUCHDOWN

New Mexico: 0 yards, Jalin Burrell at Air Force (11/10/2018)
Opponent: 16 yards, Kina Maile, Utah State (11/26/2020)

DEFENSIVE TWO-POINT CONVERSION

New Mexico: Jalin Burrell vs. New Mexico State (9/9/2017)
Opponent: Milton Bugg III, Air Force (11/23/2019)

TEAM

OVERTIME GAME

Won 42-35 (OT) at UTEP (2013)

SHUTOUT

New Mexico: 66-0 vs. Mississippi Valley State (9/5/2015); FBS: 24-0 vs. Wyoming (10/4/2008)

Opponent: 28-0, Air Force (11/20/2020)

50 POINTS

New Mexico: 55 vs. New Mexico State (9/21/2019)
Opponent: 52, New Mexico State (9/21/2019)

60 RUSHING ATTEMPTS

New Mexico: 60 at UNLV (10/6/2018)
Opponent: 63, Air Force (11/20/2020)

300 YARDS RUSHING

New Mexico: 319 vs. Incarnate Word (9/1/2018)
Opponent: 356, Air Force (11/20/2020)

400 YARDS RUSHING

New Mexico: 482, UNLV (11/17/2017)
Opponent: 478, Air Force (11/10/2018)

FOUR RUSHING TDS

New Mexico: 4, Sam Houston State (8/31/2019)
Opponent: 4, Air Force (11/20/2020)

400 YARDS PASSING

New Mexico: 434 vs. Sam Houston State (9/24/2011)
Opponent: 410, Hawai'i, (11/7/2020)

FOUR PASSING TDS

New Mexico: 4 at UNLV (10/6/2018)
Opponent: 4, Hawai'i, (11/7/2020)

500 YARDS TOTAL OFFENSE

New Mexico: 500 vs. Hawai'i (10/26/2019)
Opponent: 503, Hawai'i, (11/7/2020)

30 FIRST DOWNS

New Mexico: 32, Incarnate Word (9/1/2018)
Opponent: 30, Boise State (11/16/2018)

INTERCEPTED FIVE PASSES

New Mexico: 5 at New Mexico State (9/15/2018)
Opponent: 5, Wyoming (10/28/2017)

100 YARDS IN PENALTIES

New Mexico: 102 vs. Colorado State (10/11/2019)
Opponent: 117, Colorado State (10/11/2019)

NO PENALTIES

New Mexico: Air Force (11/10/2018)
Opponent: Researching

LOST FIVE FUMBLES

New Mexico: 5 vs. Brigham Young (10/25/1984)
Opponent: 5, Air Force (10/25/2007)

FAILED TO GAIN 100 YARDS RUSHING

New Mexico: 83 at Air Force (11/20/2020)
Opponent: 52, Nevada (11/14/2020)

FAILED TO GAIN 100 YARDS PASSING

New Mexico: 92 vs. Wyoming (12/5/2020)
Opponent: 91, Wyoming (12/5/2020)

FAILED TO GAIN 200 YARDS TOTAL OFFENSE

New Mexico: 83 vs. Wyoming (11/24/2018)
Opponent: 166, UNLV (10/6/2018)

RECORDED A SAFETY

New Mexico: Jermaine Conyers tackled Utah State's Derrick Thompson in the end zone after a fumbled handoff (10/27/2018)

Opponent: Team safety, TCU (11/28/2009)

NO PUNTS

New Mexico: vs. Colorado State (11/16/2013)
Opponent: Air Force (11/23/2015)

SCORED TDS ON OFFENSE, DEFENSE AND SPECIAL TEAMS

New Mexico: vs. ULM (10/22/2016)
Opponent: Utah (2010)

Top Marks by UNM Opponents vs. Lobos

INDIVIDUAL		TEAM	INDIVIDUAL		TEAM
First Downs	40,	Boise State (11/14/2015)	INTs	3, Gerald Campbell, UTEP (1950)	
Rushing Att.	47, Steve Bartalo, CSU (1985)			3, Gene Franz, BYU (1962)	
		82, Air Force (1987)		3, Derwin Gray, BYU (1990)	
Rushing Yards	325, Andre Davis, TCU (1994)				7, UTEP (1950)
		646, Air Force (1987)			7, West Texas (1950)
Long TD	94, Alvester Alexander, Wyoming (2010)				7, Arizona (1953)
Rushing Tds	6, Kapri Bibbs, Colorado State (2013)		Rec. Yards	281, Thomas Sperbeck, Boise State (11/14/2015)	
		10, Air Force (1987)	Receptions	22, Jay Miller, BYU (1973)	
Pass Att.	75, Brett Rypien, Boise State (11/14/2015)		TD Rec.	4, Kirk Pendleton, BYU (1983)	
		75, Boise State (11/14/2015)		4, Roger Garidel, Utah (1971)	
Pass Comp.	47, Chase Holbrook, New Mexico St. (2007)		INT Return	100, Larry Durham, UTEP (1962)	
		47, New Mexico St. (2007)	Field Goals	5, Hawai'i (1981)	
Passing Yards	585, Robbie Bosco, BYU (1985)			5, Washington St. (2003)	
		585, BYU (1985)	Long FG	56, Owen Pochman, BYU (2000)	
Long Pass	98, Jack Steptoe from Dan Hagemann, Utah (1976)		Punts	13, Lonnie Crittenden, UTEP (1962)	
Total Plays	84, Brad Smith, Missouri (2005)				13, UTEP (1962)
		105, Missouri (2005)			13, UTEP (1983)
Total Off.	592, Robbie Bosco, BYU (1985)		Long Punt	89, Jeff Babcock, Colorado St. (2004)	
		822, Fresno State (2013)	Punt Return	95, Morris Owens, Arizona St. (1972)	
TD Passes	7, Derek Carr, Fresno State (2013)		KO Return	100, Cedric Johnson, UTEP (1996)	
		7, Fresno State (2013)		100, Ivory McCann, Texas Tech (2001)	
		7, UTEP (1967)			



2021 Box Scores



17

Game 1: 9/2/2021
Albuquerque, N.M.
Att: 15,908

27



25

Game 2: 9/11/2021
Albuquerque, N.M.
Att: 28,470

34

ALBUQUERQUE, N.M. — New Mexico jumped out to a 14-0 lead after two drives and then held steady and UNM's defense held high-flying Houston Baptist to just 187 total yards, winning 27-17 in the 2021 season opener, UNM's first home game in 642 days. The win pushed UNM's winning streak to three straight, the longest for the program in four years.

Terry Wilson was solid in his Lobo debut, going 20-for-26 passing for 174 yards and three touchdowns. He opened the game after UNM ended HBU's opening drive with a Ray Leutele interception. Wilson, who actually caught a pass on the opening play, hit a wide open Kyle Jarvis from 11 yards out for a quick touchdown just 2:10 into the game.

After a three-and-out pitched by the Lobo defense, Wilson went to work again, this time driving UNM 74 yards in nine plays. He opened with completions to Mannie Logan-Greene and Andrew Erickson. He found his favorite target Luke Wysong three different times, for 15, 11 and 22 yards, the last of which put UNM on the 4-yard line. Wilson then hit freshman tight end Trace Bruckler for a bruising four-yard score to make it 14-0.

UNM's defense was stout, and didn't give much of anything to Houston Baptist. Overall, the Huskies gained just 187 yards overall, and -9 on the ground. The Huskies used two brilliant special teams plays to get back in the game. First punter Brady Buell hammered a 59-yard punt that went out of bounds at the 1-yard line. UNM couldn't move the ball for a first down, and Aaron Rodriguez' punt was returned by Tyron Thompson 44 yards for a touchdown, making it 14-7.

A field goal moved it to 14-10, but Wilson and the Lobo offense struck quickly. Bobby Cole rushed three straight times to move UNM into Husky territory after a 41-yard kickoff return by Logan-Greene. Wilson then faked a handoff and launched a perfect bomb into the waiting hands of true freshman Keyonta Lanier for a 47-yard score, and a 21-10 lead that held at halftime.

In the second half, UNM's offense bogged down a bit, gaining just 104 yards in the half after 208 in the opening half. However, UNM's defense was terrific. Overall the Lobos recorded five sacks, three takeaways, 10 tackles for a loss and six pass breakups. UNM extended the lead to 24-10 after three as Andrew Shelley hit a 30-yard field goal. Houston Baptist got back within seven with another short drive set up by a good punt return. HBU went 40 yards in seven plays, scoring on a 6-yard pass from Blaise Bentsen to Charles King with 4:03 left.

HBU then held UNM without a first down and got the ball back with 3:03 to go at its own 39-yard line, but on their first play, a pitch to Xavier Ford went through his hands, and Devin Sanders recovered at the HBU 27. UNM couldn't get a first down, but Shelley put the game basically out of reach with a 37-yard field goal.

Houston Baptist had one more chance, but Combs completed his stellar evening with an interception at the UNM 20-yard line on third-and-10.

UNM, which played in front of 15,908 in its first home game since 2019, now have a couple of extra days before heading into rivalry week against New Mexico State.

Team	1st	2nd	3rd	4th	Total
Houston Baptist	0	10	0	7	17
New Mexico	14	7	3	3	27

SCORING SUMMARY

Qtr	Time	Scoring Play	V-H
1st	12:50 UNM	- #5 K.Jarvis 11 yd pass from #2 T.Wilson Jr. (#94 A.Shelley kick), 3-22, 01:28	0-7
1st	8:16 UNM	- #19 T.Bruckler 4 yd pass from #2 T.Wilson Jr. (#94 A.Shelley kick), 9-74, 04:02	0-14
2nd	12:59 HBU	- #1 T.Thompson 44 yd punt return (#37 G.Garcia kick), 12:59	7-14
2nd	4:27 HBU	- #37 G.Garcia 45 yd FG, 16-48, 06:09	10-14
2nd	2:40 UNM	- #24 K.Lanier 47 yd pass from #2 T.Wilson Jr. (#94 A.Shelley kick), 4-59, 01:40	10-21
3rd	6:22 UNM	- #94 A.Shelley 30 yd FG, 10-38, 05:42	10-24
4th	4:03 HBU	- #5 C.King 6 yd pass from #18 B.Bentsen (#37 G.Garcia kick), 7-40, 02:57	17-24
4th	1:38 UNM	- #94 A.Shelley 37 yd FG, 4-7, 01:21	17-27

TIME DETAILS

Kickoff time: 6:05PM End of Game: 9:09 PM Total elapsed: 3:03

	Houston Baptist	New Mexico
First Downs	14	16
Rushes-Yards	22-(-6)	38-125
C-A-I-Yards	28-47-2-193	23-29-0-183
Plays-Total Offense	69-187	67-308
Fumbles-Lost	2-1	2-1
Penalties-Yards	3-35	3-16
Punts-Avg	9-50.9	7-42.6
Time of Possession	26:47	33:13
3rd Downs	6-18	3-13
4th Downs	0-0	0-0

Passing: HBU-Blaise Bentsen 38-47-2-193, 1 TD; UNM-Terry Wilson, Jr. 22-28-0-178, 3 TD; Trae Hall 1-1-0-5.

Rushing: HBU-Dreshawn Minniweather 5-21, Ean Beek 3-(-4), Blaise Bentsen 11-(-10), Xzavier Ford 3-(-13). UNM-Aaron Dumas 15-57, Terry Wilson, Jr. 9-49, Bobby Cole 10-32, Chad Alexander 1-2, TEAM 3-(-15)

Receiving: HBU-Charles King 7-64, Brandon Walker 7-55, Tyson Thompson 6-44, Vernon Harrell 3-12, Ismael Fuller 2-10, an Beek 2-(-1), Nate Culbreather 1-9, Jaylon Johnson 1-0. UNM-Luke Wysong 7-46, Keyonta Lanier 3-72, Andrew Erickson 3-5, Kyle Jarvis 2-15, Trace Bruckler 2-12, Mannie Logan-Greene 2-10, Clay Boone 1-11, Elijah Queen 1-9, Terry Wilson, Jr. 1-5, Zarak Scruggs, Jr. 1-(-2), Bobby Wooden 1-0

ALBUQUERQUE, N.M. — Terry Wilson threw for 381 yards and three more touchdowns for the Lobos as UNM improved to 2-0 for the first time since the 2005 season with a 34-25 victory over rival New Mexico State in front of 28,470 fans. Wilson went 26-of-37 for the game and it easily topped his previous career best of 267 yards set in 2018.

UNM also won its fourth straight game dating back to last season.

New Mexico never trailed in the game, but the Lobos could never quite put the Aggies away until the fourth quarter when Mannie Logan-Greene hauled in a 58-yard touchdown pass with 12:01 to go to give UNM what amounted to the final margin of 34-25. UNM had several opportunities to score and misfired, which allowed NMSU to stay in the game. The Lobos missed two long field goals, and got stopped three times in inside Aggie territory on downs including twice inside the 10-yard line. UNM also couldn't capitalize on a 53-yard punt return by Logan-Greene that gave UNM first-and-goal at the 8-yard line, getting only a field goal.

However, UNM was able to keep the Aggies at bay for most of the game, forcing two more turnovers on interceptions by Jerick Reed II and Cody Moon. Offensively, UNM had its best day under Derek Warehime with 559 yards of offense led by Wilson's 381 passing yards. That total was the 13th best passing day in school history and was the most by a Lobo quarterback since 2003.

Bobby Cole helped UNM establish the run game with 107 yards rushing on 20 carries including his first touchdown of the season. That touchdown came on the opening drive that took just three plays and went 64 yards. That drive started with a 51-yard bomb from Wilson to Zarak Scruggs, Jr. that set up UNM in the red zone.

After a field goal cut it to 7-3, UNM got on the board against when freshman Connor Witthoft scored his first career touchdown from 15 yards out, making 14-3.

State got a second Ethan Albertson field goal and then scored on a trick play when wide receiver Isaiah Garcia-Castaneda threw an 11-yard touchdown pass to Thomas Whitford to make it 14-13.

After a punt, Cody Moon picked off a pass at the Aggie 48 while lying on his back, giving UNM the ball and Wilson was able to convert a fourth down pass to Andrew Erickson in the end zone for a touchdown to make it 21-13, but one play later Garcia-Castaneda got loose on a slant and raced for a 75-yard score to cut it 21-20, but Andrew Shelley's 45-yard field goal right before half made it 24-20.

A safety call to open the second half gave New Mexico State two points. Wilson was flushed from the pocket while in the end zone, but his pass didn't get past the line of scrimmage. However, UNM's defense was stout, allowing just a field goal in the second half.

The teams traded field goals with Shelley hitting from 24 yards in the third quarter and Albertson from 37 in the fourth. However, Logan-Greene's touchdown was just 31 seconds after Albertson made it 27-25, making it a two-score game. NMSU followed with a punt and UNM drove from its own 26 to the Aggie 1, and it looked like on third-and-goal from the 2 that Bobby Cole scored, with one official signaling touchdown and the far official ruling him down. It moved the fourth down and Cole lost two yards on the next play. Dino Maldonado, NMSU's third string quarterback who entered in the first quarter due to an injury to Justin Johnson, threw his second interception of the game, effectively ending any chance of a comeback for State.

Team	1st	2nd	3rd	4th	Total
New Mexico State	3	17	2	3	25
New Mexico	14	10	3	7	34

SCORING SUMMARY

Qtr	Time	Scoring Play	V-H
1st	14:00 UNM	- #34 B.Cole 4 yd rush (#94 A.Shelley kick), 3-64, 00:50	0-7
1st	07:42 NMS	- #84 E.Albertson 43 yd FG, 8-34, 02:27	3-7
1st	05:37 UNM	- #41 C.Witthoft 15 yd pass from #2 T.Wilson Jr. (#94 A.Shelley kick), 7-75, 02:05	3-14
2nd	14:20 NMS	- #84 E.Albertson 33 yd FG, 7-54, 01:29	6-14
2nd	06:33 NMS	- #85 T.Whitford 11 yd pass from #2 I.Garcia-Castaneda (#84 E.Albertson kick), 8-68, 02:45	13-14
2nd	02:07 UNM	- #87 A.Erickson 17 yd pass from #2 T.Wilson Jr. (#94 A.Shelley kick), 5-48, 01:57	13-21
2nd	01:57 NMS	- #2 I.Garcia-Castaneda 75 yd pass from #15 D.Maldonado (#84 E.Albertson kick), 1-75, 00:10	20-21
2nd	00:53 UNM	- #94 A.Shelley 45 yd FG, 5-21, 00:57	20-24
3rd	12:10 NMS	- Safety (#2 T. Wilson intentional grounding in end zone)	22-24
3rd	00:36 UNM	- #94 A.Shelley 24 yd FG, 4-1, 00:52	22-27
4th	12:32 NMS	- #84 E.Albertson 37 yd FG, 10-56, 03:04	25-27
4th	12:01 UNM	- #17 E.Logan-Greene 58 yd pass from #2 T.Wilson Jr. (#94 A.Shelley kick), 2-75, 00:31 25-34	

TIME DETAILS

Kickoff time: 5:06 PM End of Game: 8:42 PM Total elapsed: 3:35

	New Mexico State	New Mexico
First Downs	19	29
Rushes-Yards	23-109	46-178
C-A-I-Yards	18-45-2-236	26-38-0-381
Plays-Total Offense	68-345	84-559
Fumbles-Lost	0-0	3-0
Penalties-Yards	7-85	12-112
Punts-Avg	7-42.9	3-40.3
Time of Possession	23:32	36:26
3rd Downs	4-14	4-15
4th Downs	3-3	1-4

Passing: NMSU-Jonah Johnson 4-10-0-33, Dino Maldonado 13-34-2-192, 1 TD, Isaiah Garcia-Castaneda 1-1-0-11, 1 TD. UNM-Terry Wilson, Jr. 26-37-0-381, 3 TD; Andrew Erickson 0-1-0-0.

Rushing: NMSU-Dino Maldonado 6-46, Juvaun Price 11-37, O'Maury Samuels 5-26, Jonah Johnson 1-0. UNM-Bobby Cole 20-107, Aaron Dumas 10-58, Luke Wysong 4-19, Chad Alexander 3-11, Trae Hall 1-1, Terry Wilson, Jr. 7-(-2), TEAM 1-(-16).

Receiving: NMSU-Isaiah Garcia-Castaneda 3-98, Juvaun Price 3-32, Andre Bodison 3-28, Jared Wyatt 3-23, Terrell Warner 2-20, Robert Downs III 1-15, Thomaz Whitford 1-11, O'Maury Samuels 1-7, Cole Harrity 1-2. UNM-Mannie Logan-Greene 7-106, Andrew Erickson 5-75, Luke Wysong 3-24, Trace Bruckler 2-52, Keyonta Lanier 2-15, Chad Alexander 2-8, Zarak Scruggs, Jr. 1-51, Kyle Jarvis 1-25, Connor Witthoft 1-15, Elijah Queen 1-6, Bobby Wooden 1-4.

2021 Box Scores



0 Game 3: 9/18/2021
College Station, Texas
34 Att: 84,748

BRYAN/COLLEGE STATION, Texas --- Texas A&M scored touchdowns on its first two drives less than six minutes into the game, and the Lobo offense could never get on track against one of the nation's best defenses, and the No. 7/5 Texas A&M Aggies defeated UNM 34-0.

The Lobos were stunned in the first six minutes and never truly recovered. The Aggies scored two touchdowns on their first four offensive plays. After a three-and-out by UNM to open the game, a long punt return set up the Aggies at the Lobo 43-yard line. On the third play, Zach Calzada hit Davon Achane from 26 yards out for a 7-0 lead. After another punt, Calzada took advantage of a blown coverage and hit Demond Demas for a 70-yard catch and run touchdown and the Aggies led 14-0 just 5:22 into the game.


UNM's defense settled down after that, allowing just two field goals and a touchdown until late in the third quarter when the Aggie starters punched in a fourth touchdown against a defense that had five players getting their first snaps on defense.

Offensively, Terry Wilson was harassed into a 10-for-23 day for just 33 yards. UNM never got over the 100-yard mark until the third quarter, but two sacks knocked UNM out of triple digits. Wilson also was sacked four times as the A&M defense had seven tackles for loss in the game.

Where A&M really hurt UNM was on special teams, as returner Ainas Smith returned four punts for 78 yards. He had much more than that but a penalty halted one long return and an elbow on the ground turned a 50-yard return into a 1-yarder. Aaron Rodriguez punted a career-high 10 times for a 41.2-yard average.

UNM was led in the rushing department by Aaron Dumas, who rushed 10 times for 49 yards. Mannie Logan-Greene led the way receiving with three catches for 16 yards.

Tavian Combs had a solid day with 11 tackles and an interception as both teams had one turnover each. Joey Noble had four tackles, a sack and a pair of hurries as UNM did show an ability to get to the quarterback.



13 Game 4: 9/25/2021
El Paso, Texas
20 Att: 15,069

EL PASO, Texas --- UTEP used a big third quarter to wrest control, and ultimately the game as New Mexico's offense struggled in the second half as UTEP won 17-13 at the Sun Bowl in El Paso. The Lobos dropped to 2-2 and now return home to host Air Force in UNM's Mountain West opener. Game time is at 4:30 pm on FS2.

The Lobos played the game without six of its top eight receivers due to a positive COVID test and contract tracing within the program, and while UNM moved the ball in the first half, the Lobos couldn't get anything going offensively in the second half.

UTEP took the lead with a third quarter that saw the Miners outgain UNM 178-9 and outscore the Lobos 14-0. The Miners took the opening kickoff and it looked like they would be stopped when Joey Noble sacks Gavin Hardison for a 9-yard loss to force a third-and-21, but Hardison found Jacob Cowling for 34 yards. UTEP punched it in four plays later when Deion Hankins scored from four yards out.

After a punt by UNM, UTEP scored again when Cowling took advantage of a Lobo defender running into a different receiver, freeing him up for a 55-yard touchdown.

After a field goal with 2:20 left made it a 20-13 game, UNM got one last drive to try to tie things up. UNM started at its own 25 and quickly faced a fourth-and-nine, but Terry Wilson hit Connor Witthoft for 18 yards and a first down. He hit Witthoft against to get into UTEP territory but faced a fourth-and-one. On that Bobby Cole rushed up the middle for 13 yards to convert and get UNM to the 34, but UNM couldn't convert from there. A pair of incompletions and a scramble left UNM in another fourth down, and this time Wilson's pass in the end zone to Luke Wysong was a touch too long.

The Lobos picked up the only touchdown of the first half when Wilson finished off an 8-play 67-yard drive with a tough 12-yard touchdown run. The drive was highlighted by a third-and-10 conversion to Jace Taylor which went for 17 yards. It was the sophomore's first career catch.

UNM had a chance to expound on that lead on the next drive, but on a fourth-and-2 from the 14-yard line, Wilson kept and ran right, but he could only get one yard, not the needed two. UTEP turned that into its first points when Gavin Baechle hit a 33-yard field goal.

UNM answered with a 43-yard field goal from Andrew Shelley, and it looked like the half would end at 10-3, but true freshman Ronald Wilson picked off Gavin Hardison with 49 seconds left and UNM took over at its own 39-yard line. Terry Wilson was able to drive UNM all the way to the UTEP 19-yard line, where Andrew Shelley hit a 36-yard field goal to give UNM a 13-3 lead at the break. However, Wilson went from that drive until the fourth quarter without a completion, missing 11 straight helping UTEP score 17 unanswered in the second half.

Team	1st	2nd	3rd	4th	Total
New Mexico	0	0	0	0	0
Texas A&M	14	10	10	0	34

SCORING SUMMARY

Qtr	Time	Scoring Play	V-H
1st	11:44 TAM	- #6 D.Achane 26 yd pass from #10 Z.Calzada (#47 S.Small kick), 3-43, 01:10	0-7
1st	9:28 TAM	- #1 D.Demas 70 yd pass from #10 Z.Calzada (#47 S.Small kick), 1-70, 00:10	0-14
2nd	6:14 TAM	- #28 I.Spiller 5 yd rush (#47 S.Small kick), 12-60, 05:51	0-21
2nd	1:05 TAM	- #47 S.Small 35 yd FG, 7-44, 03:04	0-24
3rd	13:07 TAM	- #47 S.Small 44 yd FG, 5-36, 01:45	0-27
3rd	2:20 TAM	- #7 M.Muhammad III 7 yd pass from #10 Z.Calzada (#47 S.Small kick), 8-90, 04:12	0-34

TIME DETAILS

Kickoff time: 11:03 AM End of Game: 2:01 PM Total elapsed: 2:57

	New Mexico	Texas A&M
First Downs	9	22
Rushes-Yards	36-89	34-154
C-A-I-Yards	10-23-1-33	19-33-1-275
Plays-Total Offense	59-122	67-429
Fumbles-Lost	0-0	0-0
Penalties-Yards	4-18	6-35
Punts-Avg	11-40.1	4-45.5
Time of Possession	29:01	30:59
3rd Downs	6-17	6-14
4th Downs	0-0	0-0

Passing: UNM-Terry Wilson, Jr. 10-23-1-33. TAMU-Zach Calzada 19-33-1-275, 3 TD.

Rushing: UNM-Aaron Dumas 10-49, Bobby Cole 8-27, Luke Wysong 6-20, Mannie Logan-Greene 2-9, Bobby Wooden 1-(-2), Terry Wilson, Jr. 9-(-14). TAMU-Isaiah Spiller 15-117, Devon Achane 9-29, Amari Daniels 3-21, U Johnson 2-5, Earnest Crownover 2-(-1), Zach Calzada 3-(-17).

Receiving: UNM-Mannie Logan-Greene 3-16, Trace Bruckler 2-12, Chad Alexander 2-(-4), Zarak Scruggs, Jr. 1-11, Luke Wysong 1-4, Bobby Cole 1-(-6). TAMU-Case Lane 4-44, Jalen Wydemyer 4-39, Devon Achane 3-45, Moose Muhammad III 3-24, Demond Demas 2-100, Ainas Smith 2-16, Devin Price 1-7.

Team	1st	2nd	3rd	4th	Total
New Mexico	7	6	0	0	13
UTEP	0	3	14	3	20

SCORING SUMMARY

Qtr	Time	Scoring Play	V-H
1st	6:54 UNM	- #2 T.Wilson Jr. 12 yd rush (#94 A.Shelley kick), 8-67, 03:34	7-0
2nd	13:32 UTE	- #40 G.Baechle 33 yd FG, 8-72, 04:15	7-3
2nd	9:35 UNM	- #94 A.Shelley 43 yd FG, 9-49, 03:57	10-3
2nd	0:00 UNM	- #94 A.Shelley 31 yd FG, 6-42, 00:49	13-3
3rd	13:23 UTE	- #33 D.Hankins 4 yd rush (#40 G.Baechle kick), 7-84, 01:33	13-10
3rd	9:27 UTE	- #6 J.Cowling 55 yd pass from #12 G.Hardison (#40 G.Baechle kick), 3-67, 00:50	13-17
4th	2:56 UTE	- #40 G.Baechle 44 yd FG, 5-49, 02:20 13-20	7-31

TIME DETAILS

Kickoff time: 7:05 PM End of Game: 10:19 PM Total elapsed: 3:14

	New Mexico	UTEP
First Downs	17	12
Rushes-Yards	35-123	33-51
C-A-I-Yards	17-39-1-165	15-29-1-293
Plays-Total Offense	74-288	62-344
Fumbles-Lost	1-1	0-0
Penalties-Yards	8-64	6-44
Punts-Avg	7-52.9	6-44.7
Time of Possession	29:52	30:08
3rd Downs	5-18	5-17
4th Downs	2-4	2-2

Passing: UNM-Terry Wilson, Jr. 16-38-1-160, Joah Flores 1-1-0-5. UTEP-Gavin Hardison 15-29-1-293, 1 TD.

Rushing: UNM-Aaron Dumas 10-49, Bobby Cole 8-29, Bobby Cole 11-25, Terry Wilson, Jr. 9-22, Chad Alexander 3-19, Bobby Wooden 2-12, Luke Wysong 1-9, Connor Witthoft 1-8. UTEP-Ronald Awatt 12-34, Deion Hankins 13-25, Quardraiz Wadley 4-14, TEAM 1-(-2), Gavin Hardison 3-(-20).

Receiving: UNM-Bobby Cole 5-27, Kyle Jarvis 4-59, Luke Wysong 3-27, Connor Witthoft 2-27, Jace Taylor 1-17, Terry Wilson, Jr. 1-5, Bobby Wooden 1-3. UTEP-Jacob Cowling 7-174, Justin Garrett 4-105, Nick Ast 1-6, Ronald Awatt 1-4, Tyrin Smith 1-3, Forest McKee 1-1.




2021 Box Scores



38

Game 5: 10/2/2021
Albuquerque, N.M.
Att: 13,158

10



7

Game 6: 10/9/2021
Carson, Calif.
Att: 8,367

31

ALBUQUERQUE, N.M. — The Air Force Falcons scored on all four first half drives, taking advantage of a pair of Lobo fumbles as the Falcons took down UNM in its Mountain West opener, winning 38-10. The loss is UNM's third straight and UNM is 2-3 overall and 0-1 in the Mountain West. Air Force improved to 1-1 in the league and 4-1 overall.

UNM had a miserable first half, gaining just 46 total yards and one first down. The Lobos opened with the ball but only picked up nine yards and punted the ball away. The Falcons took over and went 73 yards in 10 plays with Haaziq Daniels scoring from a yard out. UNM then picked up a first down but after a play in which Terry Wilson lost his helmet, Trae Hall stepped in at quarterback and was strip-sacked at his own 41-yard line. The Lobo defense held to a field goal, but disaster struck on the next play as Aaron Dumas fumbled on first down and Air Force recovered at the Lobo 33.

The Falcons got a touchdown on that drive, and the next to make it 24-0. At 17-0, UNM had a golden chance when the Falcons fumbled a pitch. Jerick Reed was swooping in the scoop and score but another Lobo on the ground reached out and got a hand on the football and Air Force ended up recovering and eventually scoring.

UNM was down 31-0 in third when the Lobos finally got on the board. Terry Wilson drove UNM 80 yards, nearly all through the air, connecting to Luke Wysong, Clay Boone and Mannie Logan-Greene, all for first downs. With the ball at the 21-yard line, Wilson hit Trae Hall for a touchdown as Hall lined up at receiver. It marked Hall's second career touchdown reception.

Down 38-7 after a long touchdown run, the Lobos inched closer in the fourth on a season-long 49-yard Andrew Shelley field goal, but that was all they could muster. UNM had a chance to score in the final three minutes, but after getting to the Air Force 21-yard line, UNM couldn't get any closer, turning the ball over on an interception on fourth down as Wilson tried to make a play.

Overall UNM allowed 441 yards to 226 on offense, with 179 of that through the air. UNM ran just 43 plays to Air Force's 75.

Team	1st	2nd	3rd	4th	Total
Air Force	7	17	7	7	38
New Mexico	0	0	7	3	10

SCORING SUMMARY

Qtr	Time	Scoring Play	V-H
1st	8:24 AFA	- #4 H.Daniels 1 yd rush (#91 A.RODRIGUEZ kick), 10-73, 04:53	7-0
2nd	14:56 AFA	- #91 A.RODRIGUEZ 30 yd FG, 10-28, 05:37	10-0
2nd	10:34 AFA	- #23 D.Kinamon 3 yd rush (#91 A.RODRIGUEZ kick), 8-33, 04:17	17-0
2nd	1:03 AFA	- #20 B.Roberts 2 yd rush (#91 A.RODRIGUEZ kick), 14-84, 07:53	24-0
3rd	9:24 AFA	- #8 D.Hughes 53 yd rush (#91 A.RODRIGUEZ kick), 3-53, 01:16	31-0
3rd	07:21 UNM	- #10 T.Hall 21 yd pass from #2 T.Wilson Jr. (#94 A.Shelley kick), 6-80, 02:00	31-7
4th	14:13 AFA	- #20 B.Roberts 1 yd rush (#91 A.RODRIGUEZ kick), 14-75, 08:08	38-7
4th	10:21 UNM	- #94 A.Shelley 49 yd FG, 9-59, 03:45	38-10

TIME DETAILS

Kickoff time: 4:35 PM End of Game: 7:50 PM Total elapsed: 3:15

	Air Force	New Mexico
First Downs	24	14
Rushes-Yards	73-408	20-47
C-A-I-Yards	1-2-0-33	14-23-1-179
Plays-Total Offense	75-441	43-226
Fumbles-Lost	2-0	2-2
Penalties-Yards	6-55	9-79
Punts-Avg	1-42.0	4-42.0
Time of Possession	41:30	18:30
3rd Downs	9-15	2-9
4th Downs	3-3	0-1

Passing: AFA-Haaziq Daniels 1-2-0-33; UNM-Terry Wilson, Jr. 14-23-1-179, 1 TD.

Rushing: AFA-Brad Roberts 29-142, DeAndre Hughes 10-89, Omar Fattah 6-60, Emmanuel Michel 7-37, Haaziq Daniels 7-30, Micah Davis 3-22, Dane Kinamon 5-21, Elijah Robinson 2-7, Amari Terry 1-4, Zachary Larrier 1-4, TEAM 1-(-2), Jordan Gidrey 1-(-6). UNM-Bobby Cole 5-15, Aaron Dumas 3-15, Terry Wilson, Jr., 7-11, Chad Alexander 2-9, Trae Hall (-3).

Receiving: AFA-Brandon Lewis 1-33. UNM-Luke Wysong 3-70, Trae Hall 3-23, Mannie Logan-Greene 2-23, Chad Alexander 2-8, Andrew Erickson 1-26, Clay Boone 1-15, Austin Erickson 1-11, Bobby Cole 1-3.

CARSON, Calif. — New Mexico's defense played solid, but the offense struggled for a fourth straight game, and in the end that was the story as the Lobos lost to No. 25 San Diego State 31-7 at Dignity Health Sports Park in Carson, Calif. The Aztecs remained undefeated and moved to 5-0 and 1-0 in the West Division, while UNM dropped to 2-4 overall and 0-2 in the Mountain Division.

And adding injury to the insult, UNM might be without quarterback Terry Wilson, who injured his elbow in the fourth quarter. C.J. Montes, playing not too far from home, made his collegiate debut in relief, bring the Lobos to the Aztec 33 before turning the ball over on downs.

The Aztecs scored on their opening drive, going 63 yards on six plays, with all the yardage coming from running back Greg Bell, who made his return after missing the last two games. He opened with a 40-yard run and was able to eventually get in the end zone from a yard out.

From there, UNM's defense was solid, allowing just 10 more points in the half. UNM's defense also stiffened after a fumble inside Lobo territory, getting a fourth down stop.

It was 10-0 San Diego State when UNM faced another fourth down opportunity, but UNM couldn't get off the field as Jordan Brookshire completed a 23-yard pass to Tyrell Shavers to convert. Brookshire eventually scampered in from a yard out.

UNM finally put a drive together at the end of the half, keyed by back-to-back first down runs by Aaron Dumas of 16 and 14 yards, and then a 28-yard catch from Terry Wilson to Keyonta Lanier. After a penalty, UNM dug into their bag of tricks, and a throw back pass was open for most likely a touchdown, but Trae Hall's pass was a little behind Wilson. On the next play from the Aztec 21, Wilson threw an interception at the 1-yard line, ending the drive and making it 17-0 at the break.

UNM got on the board with 4:41 left in the third quarter when Ray Leutele stripped Greg Bell at the 15-yard line. The ball went straight up in the air and he scooped-and-scored to make it 17-7. The Aztecs were able to answer, covering 60 yards in five plays with Brookshire running one in from 11 yards out. On that drive 25 of SDSU's 60 yards came on penalties, including a taunting penalty that turned a second-and-10 into a first down in UNM territory.

SDSU iced the game in the fourth quarter when Chance Bell scored from nine yards out to make it 31-7.

UNM returns home to face Colorado State, a 32-14 winner over San Jose State on Saturday. Kick is at 5 pm, and the game will feature plenty of Lobo legends, as DonTrell Moore will be inducted into the Ring of Honor, Teton Saltes will be back on campus to receive his 2020 Wuerffel Trophy from Danny Wuerffel, and the UNM Hall of Honor Class will also be honored during the game.

Team	1st	2nd	3rd	4th	Total
New Mexico	0	0	7	0	7
San Diego State	7	10	7	7	31

SCORING SUMMARY

Qtr	Time	Scoring Play	V-H
1st	11:21 SDS	- #22 G.Bell 1 yd rush (#2 M.Araiza kick), 6-63, 02:01	0-7
2nd	14:57 SDS	- #2 M.Araiza 40 yd FG, 10-48, 03:11	0-10
2nd	4:35 SDS	- #4 J.Brookshire 1 yd rush (#2 M.Araiza kick), 10-66, 05:29	0-17
3rd	4:41 UNM	- #30 R.Leutele 15 yd fumble return (#94 A.Shelley kick), 00:42	7-17
3rd	2:35 SDS	- #4 J.Brookshire 11 yd rush (#2 M.Araiza kick), 5-60, 01:59	7-24
4th	13:05 SDS	- #21 C.Bell 8 yd rush (#2 M.Araiza kick), 6-66, 02:52	7-31

TIME DETAILS

Kickoff time: 6:10 PM End of Game: 9:15 PM Total elapsed: 3:05

	New Mexico	San Diego State
First Downs	12	19
Rushes-Yards	34-66	43-203
C-A-I-Yards	13-27-1-127	12-25-0-133
Plays-Total Offense	61-193	68-336
Fumbles-Lost	1-1	1-1
Penalties-Yards	9-86	5-37
Punts-Avg	9-40.2	5-48.2
Time of Possession	28:59	31:01
3rd Downs	3-16	3-11
4th Downs	1-2	1-2

Passing: UNM-Terry Wilson, Jr. 13-25-1-127, Trae Hall 0-1-0-0, C.J. Montes 0-1-0-0. SDSU-Jordan Brookshire 11-24-0-130, Lucas Johnson 1-1-0-3.

Rushing: UNM-Aaron Dumas 11-77, Bobby Cole 10-25, Trae Hall 1-(-1), C.J. Montes 1-(-1), TerryWilson, Jr. 11-(-34). SDSU-Greg Bell 21-111, Jordan Brookshire 5-45, Kaegun Williams 6-22, Jaylon Armstead 3-10, Chance Bell 3-6, Lucas Johnson 1-6, Jordan Byrd 3-2, Will Haskell 1-1.

Receiving: UNM-Luke Wysong 4-51, Andrew Erickson 3-24, Trae Hall 3-18, Elijah Queen 1-28, Connor Witthoft 1-3, Jace Taylor 1-3. SDSU-Tyrell Shaves 2-39, Daniel Bellinger 2-25, Jordan Byrd 2-2, BJ Busbee 1-36, Elijah Kothe 1-7, Greg Bell 1-7, Jesse Matthews 1-6, Kaegun Williams 1-6, Ethan Dedeaux 1-5.

2021 Box Scores



36 Game 7: 10/16/2021
7 Albuquerque, N.M.
Att: 15,403

ALBUQUERQUE, N.M. — Colorado State held New Mexico's offense to just 79 yards as true freshman quarter C.J. Montes struggled in his first start and first real collegiate action as the Rams won their 11th straight over the Lobos 23-7. CSU improved to 3-3 overall and 2-0 in the Mountain West's Mountain Division, while UNM fell to 2-5 overall and 0-3 in the division. UNM has lost five straight.

The result put a damper on a fun night as UNM celebrated a bit of history in the program. Teton Saltes used his bye week with the New York Jets to be presented his Wuerffel Trophy from Danny Wuerffel himself, who also flew in for the occasion. UNM's Hall of Honor was feted at halftime, but the big story was DonTrell Moore having his name added to the Ring of Honor, just the sixth player in school history to earn that honor.

The Lobos struggled to move the ball all night, as Montes went just 3-for-19 passing for 11 yards with a pair of interceptions and a lost fumble as well. The Lobos went just 2-for-12 on third down as well. Aaron Dumas continued his strong running of the ball, gaining 68 yards on 14 carries, averaging 4.9 yards a tote.

Both teams didn't score on its opening drives, and UNM moved the ball 33 yards on its second, taking advantage of three CSU penalties. However, Montes threw an interception, and CSU then went 72 yards on 12 plays, getting a 2-yard touchdown from David Bailey. The Rams added a field goal, one of three from Cayden Camper to take a 10-0 lead.

The Lobo defense played well, allowing just two touchdowns, one in each half. The defense was undone by a struggling offense that had just 40 yards at the half and 57 through three quarters. Montes opened the game with two completions on his first three passes, but he didn't complete another pass until the fourth quarter on a shovel pass to Zarak Scruggs.

UNM did get back into the game in the second quarter when true freshman Luke Wysong received a punt at his own 37-yard line, cut right, then back left and danced down the sideline, diving into the end zone for a 67-yard touchdown. CSU answered with a field goal, and then had an opportunity to tack on another at the end of the half, but Camper missed from 36 yards out.

The Rams took the opening drive of the second half and, aided by a 41-yard completion from Todd Centeio to Ty McCullough, scored on the end of a 75-yard drive as Bailey pounded it in for his second touchdown of the game.

That turned out to be more than enough as the Lobos were unable to muster anything offensively. The Lobos never got inside the CSU 47-yard line during the game until the final drive when UNM got to the CSU 33, but back-to-back sacks ended the drive.

Team	1st	2nd	3rd	4th	Total
Colorado State	7	6	10	13	36
New Mexico	0	7	0	0	7

SCORING SUMMARY

Qtr	Time	Scoring Play	V-H
1st	2:57 CSU	- #5 D.Bailey 2 yd rush (#95 C.Camper kick), 12-72, 04:41	7-0
2nd	11:59 CSU	- #95 C.Camper 21 yd FG, 13-71, 04:19	10-0
2nd	7:47 UNM	- #15 L.Wysong 63 yd punt return (#94 A.Shelley kick), 02:03	10-7
2nd	5:06 CSU	- #95 C.Camper 47 yd FG, 7-46, 02:41	13-7
3rd	12:14 CSU	- #5 D.Bailey 2 yd rush (#95 C.Camper kick), 6-75, 02:46	20-7
3rd	4:20 CSU	- #95 C.Camper 46 yd FG, 4-44, 01:41	23-7
4th	11:38 CSU	- #95 C.Camper 25 yd FG, 5-55, 02:06	26-7
4th	8:50 CSU	- #84 G.Williams 43 yd pass from #7 T.Centeio (#95 C.Camper kick), 4-62, 01:38	33-7
4th	5:56 CSU	- #95 C.Camper 21 yd FG, 4-7, 02:07	36-7

TIME DETAILS


Kickoff time: 5:06 PM End of Game: 8:39 PM Total elapsed: 3:32

	Colorado State	New Mexico
First Downs	21	11
Rushes-Yards	54-163	36-53
C-A-I-Yards	16-26-0-289	4-20-2-16
Plays-Total Offense	80-452	56-69
Fumbles-Lost	0-0	1-1
Penalties-Yards	8-75	8-51
Punts-Avg	5-51.8	9-41.8
Time of Possession	34:16	25:44
3rd Downs	7-17	2-12
4th Downs	0-0	0-1

Passing: CSU-Todd Centeio 16-25-0-289, 1 TD; UNM-C.J. Montes 3-19-2-11, Isaiah Chavez 1-1-0-0.

Rushing: CSU-David Bailey 21-58, Jaylen Thomas 10-38, Todd Centeio 11-35, AJon Vivens 8-19, E.J. Scott 1-13, Jordan Kress 1-4, TEAM 2-(-4). UNM-Aaron Dumas 14-68, Bobby Cole 9-35, Trae Hall 2-4, TEAM 1-(-5), Isaiah Chavez 2-(-12), C.J. Montes 8-(-37).

Receiving: CSU-Trey McBride 7-135, Ty McCullough 4-77, Gary Williams 1-43, Justice McCoy 1-16, Jordan Kress 1-7, Cam Butler 1-6, David Bailey 1-5. UNM-Zarak Scruggs, Jr 3-10, Trae Hall 1-6.



14 Game 8: 10/23/2021
3 Laramie, Wyo.
Att: 20,133

LARAMIE, Wyo. — It was all about the freshmen. Freshmen Isaiah Chavez led UNM with a near perfect game throwing the ball, a true freshmen Trace Bruckler and Aaron Dumas scored touchdowns. That was more than enough for a Lobo defense that punished Wyoming as New Mexico picked up its first Mountain West win of the season, taking a 14-3 win in Laramie.

The win was not only UNM's first win in conference play, but it ended the nation's longest road losing streak at 16 games. The Lobos, in a bit of perfect karma, have now happily passed that streak onto New Mexico State, which entered their game at Hawai'i with a 15-game losing streak.

New Mexico implemented a ball control offense with Terry Wilson out for a second straight game. UNM was able to control the ball, and the game, as UNM easily won the time of possession battle at 34:14. The Lobos limited Wyoming to only 11 total drives, two of which started in the final minute of the half.

Neither team scored after halftime, with only UNM having a real scoring opportunity as Cody Moon, another freshman, recovered a fumble in the Wyoming red zone, but the Lobos couldn't capitalize. Isaiah Chavez threw his only incompletion of the game on a throw away on third down and UNM missed a field goal into a tricky wind. It didn't matter as the Lobo defense was stout throughout, holding the Cowboys to just a field goal and only 255 yards on 66 plays, forcing two changes of quarterbacks during the game.

New Mexico opened a 14-3 lead after a first half which couldn't have gone any better. The Lobos punted on their opening possession, but Corey Hightower picked off Sean Chambers at the UNM 20-yard line to end Wyoming's opening threat. UNM then drove the field and twice converted on fourth down. Aaron Dumas converted the first fourth down, bowling over for a two-yard gain on fourth-and-one just inside Lobo territory.

Chavez then set up the second conversion, and that one went for a touchdown. On third-and-7, he somehow escaped a couple of tackles and bullied his way to the Wyoming 43, setting up a fourth-and-three. Danny Gonzales chose to go for it, and Chavez rolled right and then threw back left, where tight end Trace Bruckler was wide open. He caught it and waltzed into the end zone for a 7-0 lead.

Wyoming had just 123 yards of offense in the first half, and 62 of those, just over half, came on its only scoring drive. Levi Williams, who entered on the drive, engineered a drive from the Wyoming 28 into the UNM 10-yard line, with the key play being Isaiah Neyor's 38-yard catch. Neyor had an easy touchdown but couldn't keep his feet, stumbling at the Lobo 11-yard line, and it cost the 'Pokes. Neyor also was open because UNM's defender on the play stumbled as well.

A false start and a Tavian Combs pass breakup on third down forced a 27-yard Jon Hoyland field goal. UNM was able to answer, chewing up the rest of the half in the process. UNM took over at its own 25-yard line, and Chavez hit Kyle Jarvis for two big gains, one a 34-yarder to the Wyoming 35, and another to Wyoming's 8-yard line, with a targeting penalty tacked on afterwards. That and an offside set up UNM at the 2-yard line and Aaron Dumas barreled in for his first career touchdown, making it 14-3 with 29 seconds left, and that was how the game went into the half.

Team	1st	2nd	3rd	4th	Total
New Mexico	7	7	0	0	14
Wyoming	0	3	0	0	3

SCORING SUMMARY

Qtr	Time	Scoring Play	V-H
1st	1:22 UNM	- #85 T.Bruckler 43 yd pass from #6 I.Chavez (#94 A.Shelley kick), 9-77, 05:28	7-0
2nd	4:30 WYO	- #46 J.Hoyland 27 yd FG, 9-62, 04:16	7-3
2nd	0:29 UNM	- #22 A.Dumas 2 yd rush (#94 A.Shelley kick), 8-75, 04:01	14-3

TIME DETAILS

Kickoff time: 1:36 PM End of Game: 4:18 PM Total elapsed: 2:42

	New Mexico	Wyoming
First Downs	12	16
Rushes-Yards	44-147	36-108
C-A-I-Yards	10-11-0-112	14-30-1-147
Plays-Total Offense	55-259	66-255
Fumbles-Lost	0-0	2-1
Penalties-Yards	5-45	7-39
Punts-Avg	6-43.7	4-38.2
Time of Possession	34:14	25:46
3rd Downs	3-14	3-12
4th Downs	3-4	1-3

Passing: UNM-Isaiah Chavez 10-11-0-112, 1 TD. WYO-Sean Chambers 11-23-1-96, Levi Williams 3-7-0-51.

Rushing: UNM-Isaiah Chavez 16-49, Luke Wysong 8-46, Aaron Dumas 12-35, Bobby Cole 6-10, Trae Hall 1-5, Bobby Wooden 1-2. WYO-Kazavian Valladay 14-41, Titus Swen5-27, Levi Williams5-23, Sean Chambers 10-21, TEAM 1-(-2), Isaiah Neyor 1-(-2).

Receiving: UNM-Zarak Scruggs, Jr 4-17, Kyle Jarvis 2-46, Luke Wysong 2-1, Trace Bruckler 1-43, Trae Hall 1-5. WYO-Parker Christensen3-24, Isaiah Neyor 2-45, Ayden Eberhardt 2-31, Joshua Cobbs 2-19, Kazavian Valladay 2-10, Jackson Marcotte 1-6, Treyton Welch 1-6, Rome Weber 1-6.



2021 Box Scores



31
17

Game 9: 11/6/2021
Albuquerque, N.M.
Att: 14,007

ALBUQUERQUE, N.M. --- UNLV took advantage of three fumbles, scoring 17 points off those turnovers and that was enough for UNLV to end its 14-game losing streak as New Mexico lost 24-17 to the Rebels in front of 14,007 at University Stadium.

The day was a mirror image of last season when UNM ended its 14-game losing streak. A year ago Kansas has entered the day with 20 straight losses, and they won, handing the nation's longest losing streak to UNM at 14 games, but UNM won over Wyoming to end that skid. Today, Arizona's 20-game losing streak was ended, handing the nation's longest losing streak to UNLV at 14, and they ended theirs as well. Much like Danny Gonzales in 2020, UNLV head coach Marcus Arroyo got a Gatorade bath after the final whistle.

It certainly didn't start out like UNLV would end that streak as the Lobos opened the game going right down the field as Isaiah Chavez led UNM's longest drive of the season, a 91-yard, 10 play drive that saw he, Aaron Dumas and Trae Hall all bust 20+ yard runs on the drive, but the last one was costly as Trae Hall suffered an injured leg that had him in a cast for the rest of the game. Chavez finished off the drive with a 1-yard pass to Trace Bruckler, his third touchdown catch of the season.

UNM was still up 7-0 late in the first half when Chavez fumbled at his own four-yard line, and UNLV cashed in with a Charles Williams touchdown run a play later to tie the game. Two plays later was the first of two questionable turnovers that UNLV capitalized on, and this one was costly in two ways. Chavez planted and went forward on an option play but fumbled when he took what looked like a crown of the helmet hit to his helmet. He lost the ball, UNLV recovered and Chavez went to the tent, and he didn't return. He was cleared of a head injury, but he also hurt his ankle, and that's what ended the quarterbacks' night.

That fumble led to a Matt Phillips 15-yard touchdown catch and a 14-7 UNLV lead. UNM answered with a 75-yard run by Bobby Cole with C.J. Montes at quarterback, and it looked like UNM was right back in it, but UNLV's first play after that touchdown was a Kohl Williams 75-yard catch from Cameron Friel and UNLV went back on top 21-14.

An Andrew Shelley field goal made it 21-17 at the break, and UNM thwarted UNLV's opening second half drive with a Ronald Wilson interception, but a third Lobo fumble ended the drive. On that play Montes was taken down and stripped of the ball and it went to review. While replay seemed to show that Montes' knee was down while he had the ball, the play stood, leading to a field goal and a 24-17 lead.

UNM scuffled in the second half, amassing just 38 yards after halftime and only 11 in the fourth quarter after picking up 258 in the opening half. Chavez was 3-for-3 passing for eight yards and a touchdown, and Montes was just 7-for-13 for 28 yards as UNM moved the ball mostly on the ground. UNLV put the game out of reach early in the fourth quarter with a short 45-yard drive after a good punt return with Charles Williams pounding the ball in from a yard out for a 31-17 lead.

Forced to pass, Montes was swarmed by UNLV to the tune of seven sacks, and overall UNLV had eight.

Team	1st	2nd	3rd	4th	Total
UNLV	7	14	3	7	31
New Mexico	7	7	0	0	17

SCORING SUMMARY

Qtr	Time	Scoring Play	V-H
1st	9:07 UNM	- #85 T.Bruckler 1 yd pass from #6 I.Chavez (#94 A.Shelley kick), 10-91, 05:50	0-7
1st	0:32 UNLV	- #8 C.Williams 4 yd rush (#32 D.Gutierrez kick), 1-4, 00:04	7-7
2nd	12:44 UNLV	- #86 M.Phillips Jr. 15 yd pass from #7 C.Friel (#32 D.Gutierrez kick), 6-26, 02:08	14-7
2nd	11:51 UNM	- #34 B.Cole 75 yd rush (#94 A.Shelley kick), 2-75, 00:53	14-14
2nd	11:41 UNLV	- #1 K.Williams 75 yd pass from #7 C.Friel (#32 D.Gutierrez kick), 1-75, 00:10	21-14
2nd	6:04 UNM	- #94 A.Shelley 21 yd FG, 10-71, 05:37	21-17
3rd	7:12 UNLV	- #32 D.Gutierrez 27 yd FG, 8-26, 04:12	24-17
4th	11:34 UNLV	- #8 C.Williams 1 yd rush (#32 D.Gutierrez kick), 5-45, 02:29	31-17

TIME DETAILS


Kickoff time: 5:06 PM End of Game: 8:24 PM Total elapsed: 3:18

	UNLV	New Mexico
First Downs	15	13
Rushes-Yards	28-77	48-260
C-A-I-Yards	20-33-1-227	10-16-0-36
Plays-Total Offense	61-304	64-296
Fumbles-Lost	1-1	4-3
Penalties-Yards	1-15	4-29
Punts-Avg	6-40.7	5-45.6
Time of Possession	28:39	31:21
3rd Downs	8-16	4-14
4th Downs	0-0	0-2

Passing: UNLV-Cameron Friel 20-33-1-227, 2 TD; UNM-Isaiah Chavez 3-3-0-8, 1 TD, C.J. Montes 7-13-0-28

Rushing: UNLV-Charles Williams 22-74, Courtney Reese 4-7, Chad Magyar 1-2, Cameron Friel 1-(-6). UNM-Aarm Dumas 15-92, Bobby Cole 5-76, C.J. Montes 16-28, Luke Wysong 4-26, Isaiah Chavez 5-23, Trae Hall 1-21, Andrew Erickson 1-0, Austin Erickson 1-(-6).

Receiving: UNLV-Kyle Williams 7-137, Steve Jenkins 4-20, Marcus Phillips, Jr. 3-20, Kue Olotoa 2-25, Chad Magyar 1-9, Zyeil Griffin 1-7, Charles Williams 1-6, Courtney Reese 1-3. UNM-Trace Bruckler 3-11, Bobby Cole 3-5, Elijah Queen 1-13, Connor Witthoft 1-3, Zarak Scruggs, Jr. 1-3, Luke Wysong 1-1.



7
34

Game 10: 11/13/2021
Fresno, Calif.
Att: 14,007

FRESNO, Calif. --- New Mexico was only able to muster 196 yards of offense, and a short-handed Lobo crew couldn't spoil Fresno State's senior day as the Bulldogs won 34-7 on Saturday night in Fresno. The loss dropped UNM to 3-7 overall and 1-5 in the Mountain West as UNM was officially eliminated from bowl contention. Fresno State improved to 8-3 overall and 5-2 in the Mountain West.

The Lobos entered the game shorthanded on defense as both Tavian Combs, who had never missed a game in his career, was out. The starting Lobo had started each of the first 16 games of his career. UNM was also with starting nose tackle Langston Murray, and a hobbled Isaiah Chavez made his third straight start at quarterback. UNM was down to just Chavez and Connor Genal at quarterback after CJ Montes was injured last week in the loss to UNLV. The Lobos were forced to activate Bryson Carroll, who was still on the roster but serving as a graduate manager.

Down 27-0 after a 49-yard field goal to open the second half for Fresno State, the Lobos were able to march down the field, moving 74 yards in 10 plays. UNM did it mostly on the ground, picking up a key third down conversion when Aaron Dumas converted on third-and-3 with a 4-yard run, pushing him over the century mark for his first 100-yard game, and UNM's second this season. Chavez hit Trace Bruckler for a 25-yard pass to the 1-yard line, and Dumas pushed it in from there, making it 27-7.

UNM then had Fresno State right where they wanted them. Jake Haener was sacked for a 13-yard loss, and Fresno State was facing a third-and-18 at the Bulldog 17, but Jordan Mims got loose on a screen pass for a 78-yard catch and run, and the Bulldogs scored three plays later on a Mims catch from 5-yards out to make it 34-7.

UNM had a chance to get another score after Syaire Riley forced a fumble and Ronald Wilson recovered, but on the first play, Chavez escaped pressure and overthrew a wide open Keyonta Lanier for what would have been a walk-in 64-yard touchdown. UNM ended up punting on the drive after going three-and-out.

The game got off to a horrific start for UNM as Isaiah Chavez' first pass of the game was intercepted, giving the Bulldogs a short field, and Ronnie Rivers punched it in from four yards out for a 7-0 lead. That was the only score of the opening quarter. UNM had a chance to get on the board in the first quarter when Aaron Dumas converted a third-and-1, bouncing out for a 63-yard run to the Fresno State 18-yard line. UNM went backwards from there, losing 11 yards on three rushing attempts, and Andrew Shelley was wide left from 46 yards out.

From there the Bulldogs, which were in the CFP rankings just a week ago before a 40-14 loss to Boise State, took over. The made it 14-0 with a 23-yard touchdown pass to Raymond Pauwels, Jr., and then a 21-yard juggling catch by Josh Kelly made it 21-0 with 6:42 to go in the first half.

A huge sack by Ray Leutele knocked Fresno State back, but in a microcosm of how it went, Fresno State used a screen pass to set up a 51-yard field goal attempt by Cesar Silva. That kick bounced off the upright and flipped over the bar to make it 24-0 at the half.

Overall, UNM scuffled with just 34 yards passing and seven first downs, yet a missed field goal and the missed open receiver were the difference between seven and 17 points, which could have forced a different conclusion.

Team	1st	2nd	3rd	4th	Total
New Mexico	0	0	7	0	7
Fresno State	7	17	10	0	34

SCORING SUMMARY

Qtr	Time	Scoring Play	V-H
1st	10:33 FS	- RIVERS, Ronnie 4 yd run (SILVA, Cesar kick), 6-31 3:25	0-7
2nd	13:31 FS	- PAUWELS JR., Raymond 23 yd pass from HAENER, Jake (SILVA, Cesar kick), 9-71 4:19 0-14	0-14
	6:42 FS	- KELLY, Josh 21 yd pass from HAENER, Jake (SILVA, Cesar kick), 9-64 5:00	0-21
	0:28 FS	- SILVA, Cesar 51 yd field goal, 10-38 3:53	0-24
3rd	13:22 FS	- SILVA, Cesar 48 yd field goal, 6-44 1:38	0-27
	7:45 UNM	- Dumas, Aaron 1 yd run (Shelley, Andrew kick), 10-74 5:29	7-27
	4:40 FS	- MIMS, Jordan 4 yd pass from HAENER, Jake (SILVA, Cesar kick), 6-75 2:59	7-34

TIME DETAILS

Kickoff time: 4:06 PM End of Game: 7:03 PM Total elapsed: 2:57


	New Mexico	Fresno State
First Downs	7	23
Rushes-Yards	38-162	40-97
C-A-I-Yards	2-8-1-34	24-31-0-300
Plays-Total Offense	46-196	71-397
Fumbles-Lost	0-0	1-1
Penalties-Yards	9-82	10-79
Punts-Avg	6-41.2	3-43.0
Time of Possession	26:40	33:20
3rd Downs	3-12	10-17
4th Downs	0-1	1-1

Passing: UNM-Isaiah Chavez 2-7-1-34, Andrew Erickson 0-1-0-0. FS-Jake Haener 24-31-0-300, 3 TD.

Rushing: UNM-Aaron Dumas 23-143, Peyton Dixon 5-21, Isaiah Chavez 7-14, Bobby Wooden 1-(-5), Luke Wysong 1-(-5), Bobby Cole 1-(-6). FS-Ronnie Rivers 20-71, Jordan Mims 8-26, Jalen Cropper 2-4, Keric Wheatfall 1-3, TEAM 1-(-1), Jake Haener 8-(-6).

Receiving: UNM-Trace Bruckler 1-25, Bobby Wooden 1-9. FS-Josh Kelly 6-76, Jalen Cropper 5-41, Jordan Mims 4-103, Ray Pauwels, Jr. 3-31, Juan Rodriguez 2-8, Keric Wheatfall 1-20, Zane Pope 1-8, Ty Jones 1-8, Ronnie Rivers 1-5.

2021 Box Scores



0 Game 11: 11/20/2021
37 Boise, Idaho
Att: 28,542

BOISE, Idaho --- New Mexico suffered a pair of block punts for touchdowns and UNM was forced to use three quarterbacks in the opening half, including Bryson Carroll, who was a graduate manager two weeks ago. UNM put up a solid defensive effort allowing just two offensive touchdowns, but UNM could get nothing going offensively, and that spelled a 37-0 loss to Boise State on Senior Night for the Broncos.

UNM started Isaiah Chavez at quarterback and used Connor Genal in passing situations, but Chavez left in midway through the second quarter, injuring his already tender ankle. That forced Carroll into the game. Carroll was an option quarterback who played in two plays in 2017, and then switched the running back, but he didn't see much action in 2018 and 2020. He stayed on scholarship but moved to a graduate manager's role, but came back to the active roster last week.

New Mexico was down 7-0 before its defense stepped foot on the field as Kekaula Kaniho blocked an Aaron Rodriguez punt and Tyreque Jones picked it up and scored from seven yards out for a 7-0 lead. UNM's defense was stout in the half, allowing just a field goal after that until a second blocked punt resulted in another touchdown. This time Alexander Teubner blocked the punt and Dylan Herberg picked up the ball at the six and ran it in.

It looked like it would be 17-0 into the break, but Boise State got a massive break when Genal was hit as he was throwing, and the ball traveled about 15 yards downfield in what looked to everyone to be an incomplete pass. BSU picked the ball up, and with no whistle blown, returned the ball, although a penalty knocked them back. A long replay review didn't change anything despite some vehement protests of the Lobo coaches, who got a pretty good look at the play on the video board which included a telling closeup.

BSU took over with 17 seconds left and after a deep incompletion, the Bronco offense connect for its only offensive TD of the half as Hank Bachmeier hit Khalil Shakir for a 56-yard touchdown as the clock expired.

UNM never let up, but couldn't amass much offensively. The Lobos got down to the Bronco 35-yard line late in the third, but a sack knocked UNM back and Genal came in and overthrew Trace Bruckler with JL Skinner picking the ball off at the 20-yard line, ending the threat.

Boise State didn't get a second offensive touchdown until 10:48 to go in the game when Jack Sears ran in from a yard-out after a pass interference penalty in the end zone extended the drive for BSU. UNM mustered just 101 yards, getting there on the final play of the game.

Team	1st	2nd	3rd	4th	Total
New Mexico	0	0	0	0	0
Boise State	10	14	6	7	37

SCORING SUMMARY

Qtr	Time	Scoring Play	V-H
1st	12:33	BSU - #21 T.Jones 7 yd blocked punt return (#35 J.Dalmas kick)	0-7
1st	0:13	BSU - #35 J.Dalmas 27 FG, 11-35, 5:15	0-10
2nd	13:39	BSU - #49 D.Herberg 6 yd blocked punt return (#35 J.Dalmas kick)	0-17
2nd	0:00	BSU - #2K.Shakir 56 pass from #19 H.Bachmeier (#35 J.Dalmas kick), 2-56, 0:17	0-24
3rd	6:13	BSU - #35 J.Dalmas 46 FG, 9-35, 3:45	0-27
3rd	1:03	BSU - #35 J.Dalmas 42 FG, 8-56, 1:49	0-30
4th	10:48	BSU - #16 J.Sears 1 yd rush (#35 J.Dalmas kick), 9-62, 3:16	0-37

TIME DETAILS

Kickoff time: 7:15 PM End of Game: 10:25 PM Total elapsed: 3:10

	New Mexico	Boise State
First Downs	10	23
Rushes-Yards	42-83	44-239
C-A-I-Yards	2-7-1	12-25-1
Plays-Total Offense	49-101	69-427
Fumbles-Lost	2-1	0-0
Penalties-Yards	5-36	7-90
Punts-Avg	9-33.1	3-39.7
Time of Possession	29:24	30:36
3rd Downs	3-14	3-11
4th Downs	0-0	1-2

Passing: UNM-Isaiah Chavez 1-2-0-2, Connor Genal 1-5-1-16, Bryson Carroll 0-0-0-0. BSU-Hank Bachmeier 11-22-1-146, Jack Sears 1-3-0-42.

Rushing: UNM-Aaron Dumas 15-36, Bobby Wooden 6-27, Bobby Cole 3-9, Isaiah Chavez 4-8, Bryson Carroll 10-7, Peyton Dixon 1-4, Luke Wysong 1-(-3), Connor Genal 2-(-4). BSU-George Holani 14-114, Cyrus Habibi-Likio 9-44, Khalil Shakir 1-33, Tyler Crowe 4-22, Danny Smith 3-10, Andrew Van Buren 4-8, Hank Bachmeier 3-3, Taequan Tyler 3-3, Jack Sears 3-2.

Receiving: UNM-Trace Bruckler 1-16, Kyle Jarvis 1-2. BSU-Khalil Shakir 7-116, Davis Koetter 2-18, Octavius Evans 2-12, Billy Bowens 1-42.



35 Game 12: 11/26/2021
10 Albuquerque, N.M.
Att: 11,406

ALBUQUERQUE, N.M. --- New Mexico's senior day game against Utah State did not go the way anyone associated with the Lobos would have wanted it to. But the ending was pretty cool. Graduate manager Bryson Carroll started at quarterback and threw a 12-yard touchdown to fellow senior Kyle Jarvis for a season-ending touchdown as Utah State won 35-10, clinching a berth in the Mountain West Championship against San Diego State. The Aztecs will host the Aggies, who got in with their win and Boise State's 27-16 loss at SDSU.

UNM played the game without its top four players in terms of all-purpose yardage in Luke Wysong, Aaron Dumas, Mannie Logan-Greene and Bobby Cole. They accounted for over 2,300 all-purpose yards and UNM had less than 30% of its total all-purpose yardage active in the game.

UNM turned to Carroll at quarterback as UNM was basically out of quarterbacks. Connor Genal, who is a quarterback but is a drop-back passer stuck in a revamped option offense, also played on passing downs. Both acquitted themselves well, with Carroll going 8-for-10 for 57 yards a touchdown and Genal going 4-or-9 for 28 yards.

However, Logan Bonner, the Arkansas State transfer quarterback who came to Logan with head coach Blake Anderson, was Friday's star, throwing for 312 yards and a Utah State record-tying five touchdowns, the last of which was his record-tying 32nd of the year. He completed touchdown passes of 27, 39, 36, 76 and 10 yards, the first four coming in an opening half that saw Utah State lead 28-0 at the break.

UNM's two best opening half drives stalled on fourth down. Down 7-0 in the first quarter, Peyton Dixon couldn't quite wriggle out of a tackle at the 18-yard line as UNM failed on 4th-and-1. Late in the second half, Nick Heninger forced a Bryson Carroll fumble on 4th-and-1 at the Utah State 26, and the Aggie recovered the fumble in what amounted to a 23-yard loss.

Down 35-0, UNM got on the board when Andrew Shelley scored on a 41-yard field goal, making him 9-for-13 for the season. UNM then got a 12-yard punt return from Andrew Erickson. Carroll moved UNM 48 yards in seven plays. He hit Blake Wells to start it for his first career catch, and then Peyton Dixon had the big play, a 23-yard run to the 12-yard line. Two plays later Carroll hit a wide-open Jarvis for a score.

Team	1st	2nd	3rd	4th	Total
Utah State	7	21	7	0	35
New Mexico	0	0	3	7	10

SCORING SUMMARY

Qtr	Time	Scoring Play	V-H
1st	8:42	USU - #8 D.Wright 27 yd pass from #1 L.Bonner (#59 C.Coles kick), 4-66, 1:08	7-0
2nd	13:48	USU - #0 J.Nathan 39 yd pass from #1 L.Bonner (#59 C.Coles kick), 4-80, 1:02	14-0
2nd	8:09	USU - #16 B.Bowling 36 yd pass from #1 L.Bonner (#59 C.Coles kick), 8-86, 3:16	21-0
2nd	5:19	USU - #8 D.Wright 76 yd pass from #1 L.Bonner (#59 C.Coles kick), 3-80, 0:44	28-0
3rd	5:57	USU - #10 J.McGriff 10 yd pass from #1 L.Bonner (#59 C.Coles kick), 8-66, 2:58	35-0
3rd	1:04	UNM - #94 A.Shelley 41 FG, 10-51, 4:53	35-3
4th	4:18	UNM - #5 K.Jarvis 12 yd pass from #7 B.Carroll (#94 A.Shelley kick) 7-48, 2:58	35-10

TIME DETAILS

Kickoff time: 11:05 AM End of Game: 2:20 PM Total elapsed: 3:14

	Utah State	New Mexico
First Downs	18	16
Rushes-Yards	34-116	48-101
C-A-I-Yards	18-25-0-324	12-19-0-85
Plays-Total Offense	59-440	67-186
Fumbles-Lost	1-0	6-2
Penalties-Yards	7-70	7-67
Punts-Avg	6-44.0	7-42.1
Time of Possession	24:36	35:24
3rd Downs	5-13	5-15
4th Downs	1-1	0-2

Passing: USU-Logan Bonner 16-23-0-312, 5 TD; Andrew Peasley 2-2-0-12; UNM-Bryson Carroll 8-10-0-57, 1 TD, Connor Genal 4-9-0-28.

Rushing: USU-Calvin Tyler, Jr. 10-37, Andrew Peasley 3-35, John Gentry 7-30, Eleyon Noa 7-29, Devan Thompkins 1-2, Logan Bonner 3-(-4), Cooper Legas 1-(-4), TEAM 2-(-9). UNM-Peyton Dixon 23-95, Bobby Wooden 11-13, Connor Genal 2-12, Austin Erickson 1-(-3), Bryson Carroll 11-(-16).

Receiving: USU-Devan Thompkins 5-35, Derek Wright 4-150, Brandon Bowling 4-75, Eleyon Noa 2-14, Jordan Nathan 1-39, Justin McGriff 1-10, Calvin Tyler, Jr. 1-2, John Gentry 1-(-1). UNM-Bobby Wooden 4-16, Trace Bruckler 3-23, Austin Erickson 2-19, Kyle Jarvis 1-12, Andrew Erickson 1-8, Blake Wells 1-7.



All-Mountain West Teams

2021 ALL-MOUNTAIN WEST FOOTBALL FIRST-TEAM OFFENSE

Pos.	Player	Cl.	Team
QB	Carson Strong	Jr.	Nevada
WR	Khalil Shakir	Sr.	Boise State
WR	Romeo Doubs	Sr.	Nevada
WR	Deven Thompson	Sr.	Utah State
RB	Brad Roberts	Jr.	Air Force
RB	Charles Williams	Sr.	UNLV
TE	Trey McBride	Sr.	Colorado State
OL	Hawk Wimmer	Sr.	Air Force
OL	John Ojukwu	Sr.	Boise State
OL	Alex Akingbulu	Sr.	Fresno State
OL	William Dunkle	Jr.	San Diego State
OL	Zachary Thomas	Sr.	San Diego State
PK	Jonah Dalmás	So.	Boise State
KR	Jordan Byrd	Sr.	San Diego State

2021 ALL-MOUNTAIN WEST FOOTBALL SECOND-TEAM OFFENSE

Pos.	Player	Cl.	Team
QB	Jake Haener	Sr.	Fresno State
WR	Jalen Cropper	Jr.	Fresno State
WR	Calvin Turner	Sr.	Hawai'i
WR	Isaiah Neyor	So.	Wyoming
RB	Greg Bell	Sr.	San Diego State
RB	Xazavian Valladay	Sr.	Wyoming
TE	Cole Turner	Sr.	Nevada
OL	Ben Dooley	So.	Boise State
OL	Jake Stetz	Sr.	Boise State
OL	Aaron Frost	Sr.	Nevada
OL	Jack Snyder	Sr.	San José State
OL	Keegan Cryder	Sr.	Wyoming
PK	Matt Araiza	Jr.	San Diego State
KR	Savon Scarver	Sr.	Utah State

2021 ALL-MOUNTAIN WEST FOOTBALL FIRST-TEAM DEFENSE

Pos.	Player	Cl.	Team
DL	Scott Patchan	Sr.	Colorado State
DL	Tristan Nichols	Sr.	Nevada
DL	Cameron Thomas	Jr.	San Diego State
DL	Viliani Fehoko	Jr.	San José State
LB	Darius Muasau	Jr.	Hawai'i
LB	Caden McDonald	Sr.	San Diego State
LB	Kyle Harmon	Sr.	San José State
LB	Chad Muma	Sr.	Wyoming
DB	Evan Williams	Jr.	Fresno State
DB	Khoury Bethley	Sr.	Hawai'i
DB	Patrick McMorris	Jr.	San Diego State
DB	Trenton Thompson	Sr.	San Diego State
P	Matt Araiza	Jr.	San Diego State
PR	Romeo Doubs	Sr.	Nevada

2021 ALL-MOUNTAIN WEST FOOTBALL SECOND-TEAM DEFENSE

Pos.	Player	Cl.	Team
DL	Jordan Jackson	Sr.	Air Force
DL	Scott Matlock	Jr.	Boise State
DL	David Perales	Sr.	Fresno State
DL	Keshawn Banks	Sr.	San Diego State
LB	Vince Sanford	Jr.	Air Force
LB	Daiyan Henley	Sr.	Nevada
LB	Jacoby Windmon	Jr.	UNLV
LB	Justin Rice	Sr.	Utah State
DB	JL Skinner	Jr.	Boise State
DB	Cortez Davis	Sr.	Hawai'i
DB	Taylor Hawkins	Sr.	San Diego State
DB	C.J. Cordon	Jr.	Wyoming
P	Ryan Stonehouse	Sr.	Colorado State
PR	Stefan Cobbs	Jr.	Boise State

2021 HONORABLE MENTION

Air Force: Tre Bugg III, DB; Brandon Lewis, WR; Corvan Taylor, DB.

Boise State: Octavius Evans, WR; Tyrique Jones, DB; Kekaula Kaniho, DB; Ezekiel Noa, LB; Riley Whimpey, LB.

Colorado State: Cayden Camper, PK; Cam'Ron Carter, LB; Dequan Jackson, LB; Cam Reddy, OL; Barry Wesley, OL.

Fresno State: Kevin Atkins, DL; Levelle Bailey, LB; Josh Kelly, WR; Arron Mosby, DL; Ronnie Rivers, RB.

Hawai'i: Jonah Laulu, DL; Kohl Levao, OL; Ilm Manning, OL; Nick Mardner, WR; Micah Vanterpool, OL.

Nevada: Jamaal Bell, KR; Gray Davis, OL; Jacob Gardner, OL; Lawson Hall, LB; Sam Hammond, DL; Jermaine Ledbetter, OL; Jordan Lee, DB; Tyler Orsini, OL; Dom Peterson, DL.

New Mexico: Tavian Combs, DB; Joey Noble, DL; Jerrick Reed, DB; Kyle Stapley, OL; Luke Wysong, PR.

San Diego State: Alama Uluave, OL; Michael Shawcroft, LB; Jonah Tavai, DL.

San José State: Derrick Deese Jr., TE; Cade Hall, DL; Will Hart, P; Tre Jenkins, DB; Jay Lenard, DB; Alii Matau, LB; Tyler Nevens, RB; Nehemiah Shelton, DB; Tyler Stevens, OL.

UNLV: Austin Ajiake, LB; Daniel Gutierrez, PK.

Utah State: Shaq Bond, DB; Alfred Edwards, OL; Nick Heninger, DL; Jordan Nathan, PR; Quazzel White, OL; Derek Wright, WR.

Wyoming: Garrett Crall, DL; Cole Godbout, DL; Logan Harris, OL.

OFFENSIVE PLAYER OF THE YEAR

Carson Strong, Jr., QB, Nevada

DEFENSIVE PLAYER OF THE YEAR

Cameron Thomas, Jr., DL, San Diego State

SPECIAL TEAMS PLAYER OF THE YEAR

Matt Araiza, Jr., K/P, San Diego State

FRESHMAN OF THE YEAR

Cameron Friel, QB, UNLV

COACH OF THE YEAR

Brady Hoke, San Diego State



2021 Mountain West Standings

<i>Team (Coaches/AP)</i>	<i>MW</i>	<i>PF</i>	<i>PA</i>	<i>Hm</i>	<i>Rd</i>	<i>Neu</i>	<i>Pct</i>	<i>Overall</i>	<i>PF</i>	<i>PA</i>	<i>Hm</i>	<i>Rd</i>	<i>Neu</i>	<i>Pct</i>	<i>Streak</i>
Utah State [^] !	6-2	257	222	2-2	4-0	0-0	.750	10-3	432	329	3-3	7-0	0-0	.769	Won 2
Air Force	6-2	269	184	2-2	4-0	0-0	.750	9-3	372	229	4-2	5-0	0-1	.750	Won 3
Boise State	5-3	219	141	2-2	3-1	0-0	.625	7-5	350	228	3-3	4-2	0-0	.583	Lost 1
Wyoming	2-6	140	177	1-3	1-3	0-0	.250	6-6	284	270	3-3	3-3	0-0	.500	Lost 1
Colorado State	2-6	204	243	1-3	1-3	0-0	.250	3-9	284	339	1-5	2-4	0-0	.250	Lost 6
New Mexico	1-7	72	245	0-4	1-3	0-0	.125	3-9	146	341	2-4	1-5	0-0	.250	Lost 4

<i>Team (Coaches/AP)</i>	<i>MW</i>	<i>PF</i>	<i>PA</i>	<i>Hm</i>	<i>Rd</i>	<i>Neu</i>	<i>Pct</i>	<i>Overall</i>	<i>PF</i>	<i>PA</i>	<i>Hm</i>	<i>Rd</i>	<i>Neu</i>	<i>Pct</i>	<i>Streak</i>
San Diego State [^]	7-1	185	131	3-1	4-0	0-0	.875	11-2	345	249	6-2	5-0	0-0	.846	Lost 1
Fresno State	6-2	231	165	3-1	3-1	0-0	.750	9-3	403	243	5-1	4-2	0-0	.750	Won 2
Nevada	5-3	297	200	3-1	2-2	0-0	.625	8-4	432	293	5-1	3-3	0-0	.667	Won 1
Hawai'i	3-5	199	229	2-2	1-3	0-0	.375	6-7	374	408	4-2	2-5	0-0	.462	Won 2
San José State	3-5	148	220	1-3	2-2	0-0	.375	5-7	240	318	3-3	2-4	0-0	.417	Lost 3
UNLV	2-6	186	250	1-3	1-3	0-0	.250	2-10	249	394	1-5	1-5	0-0	.167	Lost 2

[^]Division Champion | ! Mountain West Champion

2021 Mountain West Bowl Results

Saturday, December 18

PUBG MOBILE NEW MEXICO BOWL

Fresno State 31, UTEP 24

JIMMY KIMMEL LA BOWL PRESENTED BY STIFEL

Utah State 24, Oregon State 13

Tuesday, December 21

FAMOUS IDAHO POTATO BOWL

Wyoming 52, Kent State 38

TROPICAL SMOOTHIE CAFE FRISCO BOWL

San Diego State 38, UTSA 24

Friday, December 24

EASYPOST HAWAII BOWL

Memphis at Hawai'i -- canceled

Monday, December 27

QUICK LANE BOWL

Western Michigan 52, Nevada 24

Tuesday, December 28

SERVPRO FIRST RESPONDER BOWL

Air Force 31, Louisville 24

Friday, December 31

BARSTOOL SPORTS ARIZONA BOWL

Central Michigan vs. Boise State -- canceled



Team Rushing Records

ATTEMPTS

	Att.	Year
Game	90 vs. UTEP	11/13/1971
Season	747 by 1971 team	

YARDS

	Yds.	Year
Game	585 vs. New Mexico State	10/23/1982
Season	4,550 by 2016 team	

AVERAGE

	Avg.	Year
Game	10.3 vs. Boise State (49-505)	11/8/2014
Season	6.61 by 2016 team (688-4,550)	
Season Per Gm.	384.5 by 1971 team	

TOUCHDOWNS

	Tds	Year
Game	8 vs. Mississippi Valley State	9/5/2015
	8 vs. San Diego State	10/18/2008
	8 vs. New Mexico State	10/23/1982
	8 vs. UTEP	10/21/1972
	8 vs. Utah	11/6/1971
Season	48 by 2016 team	

MOST RUSHING YARDS IN SINGLE GAME

	Yds.	Opponent	Year
1.	585	New Mexico State	10/23/1982
2.	568	Wyoming	11/26/2016
3.	549	Northern Arizona	9/23/1950
4.	543	Utah	11/6/1971
5.	541	New Mexico State	10/5/2013
6.	522	UTEP	10/21/1972
7.	518	Utah	9/26/1970
	518	UTEP	11/13/1971
9.	508	at Utah	9/26/1970
10.	505	Boise State	11/8/2014
11.	497	UNLV	9/28/2013
12.	490	New Mexico State	9/8/1984
13.	482	UNLV	11/17/2017
14.	476	ULM	10/22/2016
15.	470	at Montana	10/24/1959
16.	461	New Mexico State	9/16/1972
17.	451	Air Force	11/8/2013
18.	446	San Jose State	10/1/2016
19.	432	at New Mexico State	9/20/2014
20.	428	South Dakota	9/1/2016
21.	423	New Mexico State	9/6/1997
22.	419	San Diego State	10/18/2008
23.	410	San Jose State	10/10/1970
	410	UTEP	8/30/2014
25.	409	at Air Force	10/20/2012

FEWEST RUSHING YARDS BY UNM, SINGLE GAME

	Yds.	Opponent	Year
1.	-56	at Texas	9/17/1988
2.	-29	Wyoming	11/11/1967
3.	-14	at Arizona	9/19/1987
4.	-10	BYU	10/16/1999
5.	-3	at Baylor	11/3/1984
6.	6	vs. Oregon State	12/24/2003
7.	9	Utah	11/10/1990
8.	12	at TCU	11/28/2009
9.	13	Arizona	9/15/1990
10.	14	at San Diego State	11/22/1980
11.	16	BYU	9/23/1967
12.	17	Wyoming	10/15/1966
13.	20	at Fresno State	9/3/1988
14.	21	at Texas A&M	9/5/2009

15.	22	at Washington State	9/20/2003
16.	23	Arizona	9/28/1968
	23	at UTEP	10/14/1989
18.	25	at BYU	10/31/1981
	25	at Texas Tech	9/16/1989
	25	at Oregon	9/4/2010
21.	27	San Diego State	10/3/1981
	27	at Wyoming	10/15/1988
23.	28	at Missouri	9/13/1980
	28	at Utah	9/5/1987
	28	at TCU	11/3/2007

MOST RUSHING YARDS PER GAME, SEASON

	Year	Games	Yards	Yds./Game
1.	1971	11	4,229	384.5
2.	1970	10	3,501	350.1
3.	2016	13	4,550	350.0
4.	2014	12	3,725	310.4
5.	2013	12	3,706	308.8
6.	2012	13	3,917	301.3
7.	1959	10	2,899	289.9
8.	1972	11	3,085	280.5
9.	1982	11	2,998	272.5
10.	1973	11	2,800	254.5

MOST RUSHING YARDS PER GAME, SEASON

	Year	Games	Yards	Yds./Game
1.	2016	13	4,550	350.0
2.	1971	11	4,229	384.5
3.	2012	13	3,917	301.3
4.	2014	12	3,725	310.4
5.	2013	12	3,706	308.8
6.	1970	10	3,501	350.1
7.	2015	13	3,278	252.2
8.	1972	11	3,085	280.5
9.	1982	11	2,998	272.5
10.	1959	10	2,899	289.9

MOST RUSHING YARDS IN SINGLE GAME BY AN OPPONENT

	Yds.	Opponent	Year
1.	646	Air Force (at UNM)	11/14/1987
2.	535	Air Force	10/1/1988
3.	525	Air Force (at UNM)	11/2/1991
4.	491	Fresno State	10/5/1991
5.	483	Wyoming	10/26/1968
6.	481	Arizona State	11/11/1972
	481	Rice	10/5/1996
8.	478	Utah	11/9/1991
	478	Air Force	11/10/2018
10.	469	Utah State (at UNM)	10/15/1960
11.	466	Florida	10/21/1989
12.	458	Hawai'i (at UNM)	10/10/1987
13.	452	Tulsa (at UNM)	11/8/1986
14.	432	Utah (at UNM)	10/18/1969
15.	423	Arizona State (at UNM)	9/6/2014
16.	418	Texas Tech (at UNM)	10/14/1978
17.	417	UNLV (at UNM)	11/1/1980
	417	Wisconsin	9/8/2018
19.	412	Colorado State	11/19/2016
20.	400	Wyoming	10/20/1984
21.	508	Air Force (at UNM)	10/2/2021
22.	397	San Diego State (at UNM)	10/10/2014
23.	392	Wyoming (at UNM)	11/6/2010
24.	390	UNLV	9/12/1981
25.	389	Hawai'i	11/24/1984

FEWEST RUSHING YARDS BY AN OPPONENT, SINGLE GAME

	Yds.	Opponent	Year
1.	-96	BYU (at UNM)	11/14/1970
2.	-64	New Mexico State	9/1/1990
3.	-61	UTEP (at UNM)	10/1/1955
4.	-57	Denver	11/8/1952
5.	-53	UTEP (at UNM)	9/1/2001
6.	-32	New Mexico State (at UNM)	10/9/1948
7.	-24	San Diego State (at UNM)	11/19/1983
8.	-19	Utah State (at UNM)	9/12/1998
	-19	San Diego State (at UNM)	10/23/2004
10.	-18	UTEP (at UNM)	11/12/1983
11.	-14	UCF (at UNM)	9/14/1996
12.	-9	Houston Baptist (at UNM)	9/2/2021
13.	-5	San Diego State (at UNM)	10/3/1981
14.	4	UTEP (at UNM)	10/10/1981
15.	8	UTEP (at UNM)	10/20/1979
	8	Abilene Christian (at UNM)	9/2/2017
17.	17	BYU (at UNM)	10/19/1985
18.	19	Fresno State (at UNM)	9/13/1975
19.	23	Wyoming	11/22/2003
20.	26	Mississippi Valley State (at UNM)	9/5/2015
21.	28	Wyoming	10/6/2001
22.	30	UTEP (at UNM)	9/23/2006
	30	San Diego State (at UNM)	11/9/2002
24.	31	Colorado State	10/28/2006
	31	Texas Tech (at UNM)	9/11/2004
	31	Washington State (at UNM)	9/3/2004

MOST OPPOSING RUSHING YARDS PER GAME, SEASON

	Year	Games	Yards	Yds./Game
1.	1991	12	3,783	315.2
2.	1950	10	2,863	286.3
3.	1987	11	3,105	282.3
4.	1968	10	2,820	282.0
5.	2014	12	3,228	269.0
6.	2013	12	3,086	257.2
7.	2010	12	3,002	250.2
8.	2011	12	2,963	246.9
9.	1972	11	2,908	242.3
10.	1988	12	2,888	240.7

MOST OPPOSING RUSHING YARDS, SEASON

	Year	Games	Yards	Yds./Game
1.	1991	12	3,783	315.2
2.	2014	12	3,228	269.0
3.	1987	11	3,105	282.3
4.	2013	12	3,086	257.2
5.	2010	12	3,002	250.2
6.	2011	12	2,963	246.9
7.	1972	11	2,908	242.3
8.	1988	12	2,888	240.7
9.	1950	10	2,863	286.3
10.	1968	10	2,820	282.0



Individual Rushing Records

AVERAGE PER RUSH

	Avg.	Player	Year
Game	25.2	James Wright vs. Air Force (5 carries for 126 yards)	9/19/2009
Season	9.50	Jhurrell Pressley (114-1083)	2014
Career	6.92	Jhurrell Pressley (394-2,725)	2012-15

TOUCHDOWNS

	Tds	Player	Year
Game	5	Reginal Johnson vs. Tulsa	11/2/1996
	5	Richard McQuarley vs. Air Force	9/30/2017
	4	Chuck Hill vs. Northern Arizona	9/23/1950
	4	Rocky Long vs. Utah	11/6/1971
	4	Willie Turrall vs. Utah	11/9/1985
	4	Stoney Case vs. Idaho State	11/6/1993
	4	DonTrell Moore vs. Texas State	8/30/2003
	4	Rodney Ferguson vs. Sacramento State	9/22/2007
	4	Kasey Carrier vs. Texas State	10/6/2012
	4	Kasey Carrier vs. UTEP	9/7/2013
	4	Ahmari Davis at New Mexico State	9/15/2018
Season	19	DonTrell Moore	2003
Career	51	DonTrell Moore	2002-05

100-YARD GAMES

	No.	Player	Year
Season	9	DonTrell Moore	2003
Career	26	DonTrell Moore	2002-05
Consecutive	6	Mike Williams	1976-77
	5	DonTrell Moore	2003
	5	Rodney Ferguson	2006-07

YARDS BY CLASS

	Yds.	Player	Year
Fr.	1,134	DonTrell Moore	2002
So.	1,450	DonTrell Moore	2003
Jr.	1,469	Kasey Carrier	2012
Sr.	1,298	DonTrell Moore	2005

SINGLE GAME ATTEMPTS

	Att.	Player	Year
1.	47	Mike Williams vs. UTEP	11/5/1977
2.	41	Reginal Johnson vs. Tulsa	11/2/1996
	41	Rodney Ferguson vs. Air Force	10/25/2007
	41	Kasey Carrier vs. UTEP	9/7/2013
5.	40	Willie Turrall vs. Utah	11/9/1985
6.	39	Kasey Carrier vs. Air Force	10/20/2012
7.	38	Sam Scarber vs. Kansas	10/4/1969
8.	37	Mike Williams vs. Hawai'i	9/10/1977
9.	36	DonTrell Moore vs. Air Force	11/15/2003
	36	DonTrell Moore vs. Wyoming	10/15/2005
	36	DonTrell Moore vs. San Diego State	10/22/2005

SINGLE GAME YARDS

	Yds.	Player	Year
1.	338	Kasey Carrier at Air Force	10/20/2012
2.	291	Kasey Carrier at UTEP	9/7/2013
3.	265	Quincy Wright vs. Weber State	8/31/2002
4.	242	DonTrell Moore vs. Colorado St.	11/7/2003
5.	236	Mike Williams vs. UTEP	11/5/1977
6.	232	Reginal Johnson at Tulsa	11/2/1996
7.	218	David Bookert at Wyoming	10/26/1968
	218	Fred Henry vs. Utah	11/6/1971
9.	217	Teriyon Gipson vs. Wyoming	11/26/2016
10.	210	Rodney Ferguson vs. San Diego State	11/25/2006
11.	208	Fred Henry at Utah	9/26/1970
12.	206	Mike Williams at Utah	11/6/1976
13.	205	Teriyon Gipson vs. Boise State	11/8/2014
14.	200	Ahmari Davis vs. Hawai'i	10/26/2019
15.	196	Jimmy Sayers at Wyoming	10/4/1980
16.	193	Bryson Carroll vs. Colorado State	10/11/2019

17.	192	Kasey Carrier vs. UNLV	9/28/2013
18.	191	Willie Turrall at Utah	11/9/1985
	191	Kasey Carrier vs. Texas State	10/6/2012
20.	188	Don Woods vs. New Mexico State	9/15/1973
	188	DonTrell Moore vs. Air Force	11/15/2003
22.	187	Don Perkins at Colorado State	9/28/1957
	187	D.D. Cox at Texas Tech	9/6/2003
24.	186	Winslow Oliver at Air Force	9/26/1992
25.	184	Mike Williams at Hawai'i	9/10/1977
	184	Jarrold Baxter vs. UTEP	9/1/2001
	184	Cole Gautsche (QB) vs. UTEP	8/30/2014

SEASON ATTEMPTS

	Att.	Player	Year
1.	292	Rodney Ferguson	2007
2.	276	DonTrell Moore	2003
3.	275	DonTrell Moore	2005
4.	265	Mike Williams	1977
5.	258	Mike Williams	1976
6.	255	Kasey Carrier	2012
7.	252	Rodney Ferguson	2006
8.	245	Winslow Oliver	1992
	245	DonTrell Moore	2002
10.	232	DonTrell Moore	2004

SEASON YARDS

	Yds.	Player	Year
1.	1,469	Kasey Carrier	2012
2.	1,450	DonTrell Moore	2003
3.	1,298	DonTrell Moore	2005
4.	1,269	Teriyon Gipson	2016
5.	1,240	Mike Williams	1976
6.	1,234	Rodney Ferguson	2006
7.	1,177	Rodney Ferguson	2007
8.	1,134	DonTrell Moore	2002
9.	1,129	Fred Henry	1971
10.	1,122	Kasey Carrier	2013
11.	1,105	Rodney Ferguson	2008
12.	1,097	Tyrone Owens	2016
13.	1,096	Mike Williams	1977
14.	1,091	DonTrell Moore	2004
15.	1,083	Jhurrell Pressley	2014
16.	1,064	Willie Turrall	1984
17.	1,063	Winslow Oliver	1992
18.	1,023	Kevin Burgess	1986
19.	1,015	Mike Williams	1978
20.	1,008	Lennox Gordon	1996

SEASON TOUCHDOWNS

	Tds	Player	Year
1.	19	DonTrell Moore	2003
2.	18	Richard McQuarey	2016
3.	15	Kasey Carrier	2012
4.	14	Stoney Case	1993
	14	DonTrell Moore	2005
6.	13	Teriyon Gipson	2016
	13	Sam Scarber	1970
	13	Rocky Long	1971
	13	DonTrell Moore	2002
	13	Rodney Ferguson	2007
	13	Rodney Ferguson	2008

CAREER ATTEMPTS

	Att.	Player	Years
1.	1,028	DonTrell Moore	2002-05
2.	857	Mike Williams	1975-78
3.	778	Rodney Ferguson	2004-08
4.	691	Winslow Oliver	1992-95
5.	609	Kasey Carrier	2009-13
6.	486	Tyrone Owens	2015-18
7.	479	Teriyon Gipson	2013-16

8.	475	Dave Bookert	1967-69
9.	469	Rocky Long	1969-71
10.	466	Mike Carter	1978-82

CAREER YARDS

	Yds.	Player	Years
1.	4,973	DonTrell Moore	2002-05
2.	3,862	Mike Williams	1975-78
3.	3,564	Rodney Ferguson	2004-08
4.	3,332	Winslow Oliver	1992-95
5.	3,233	Kasey Carrier	2009-13
6.	3,164	Teriyon Gipson	2013-16
7.	2,935	Fred Henry	1970-72
8.	2,725	Jhurrell Pressley	2012-15
9.	2,672	Tyrone Owens	2015-18
10.	2,520	Willie Turrall	1982-85
11.	2,503	Lamar Jordan	2014-17
12.	2,364	Mike Carter	1978-82
13.	2,131	Lennox Gordon	1995-98
14.	2,090	Jarrold Baxter	1998-01
15.	2,071	Rocky Long	1969-71
16.	2,030	Jimmy Sayers	1977-80
17.	2,001	Don Perkins	1957-59
18.	1,971	Dave Bookert	1967-69
19.	1,937	Bobby Santiago	1960-62
20.	1,859	Cole Gautsche	2012-14, 16
21.	1,840	Rich Diller	1971-73
22.	1,833	Holmon Wiggins	1998-01
23.	1,667	David Osborn	1979-82
24.	1,663	Michael Johnson	1980-83
25.	1,605	Crusoe Gongbay	2011-14

CAREER TOUCHDOWNS


	Tds	Player	Years
1.	51	DonTrell Moore	2002-04
2.	35	Jhurrell Pressley	2012-15
3.	34	Rodney Ferguson	2004-08
4.	32	Teriyon Gipson	2013-16
5.	31	Richard McQuarley	2015-17
	31	Stoney Case	1991-94
7.	29	Willie Turrall	1982-85
8.	27	Mike Williams	1975-78
9.	26	Kasey Carrier	2009-13

LONGEST RUN FROM SCRIMMAGE

	Yds.	Player	Year
1.	91	Bobby Santiago vs. Colorado State	11/10/1962
2.	85	Don Perkins at Arizona	10/19/1957
	85	David Osborn at North Texas	10/30/1982
4.	84	Teriyon Gipson vs. South Dakota	9/1/2016
	84	James Wright vs. Air Force	9/19/2009
6.	83	Tyrone Owens vs. ULM	10/22/2016
7.	82	Winslow Oliver vs. Northern Arizona	9/2/1995
	82	Mike Carter vs. UTEP (no TD)	10/10/1981
	82	Don Rumley vs. Eastern New Mexico	9/22/1945
	82	Bryan Brock at UTEP	11/1/1947
11.	80	Bucky Brandenburg at Arizona State	9/30/1950
	80	Stan Quintana vs. Colorado State	11/14/1964
	80	Winslow Oliver vs. Air Force	9/26/1992
	80	Kole McKamey vs. Wyoming	11/20/2004
	80	Jhurrell Pressley at Fresno State	11/23/2013



All-Time 100-Yard Rushers (since 1959)



Don Perkins' 187-yard game on September 28, 1957 lasted as the UNM record for over 11 yards.

1.	187	Don Perkins at Colorado State	9/28/1957
2.	104	Billy Brown vs. New Mexico State	9/19/1959
3.	106	Don Perkins at Montana	10/24/1959
4.	105	Billy Brown vs. Denver	10/31/1959
5.	123	Bo Bankston vs. Denver	10/31/1959
6.	112	Bob Crandall at Air Force	11/21/1959
7.	126	Don Perkins at Air Force	11/21/1959
8.	124	Bobby Santiago at UTEP	10/1/1960
9.	100	Herb Bradford at Arizona	10/21/1961
10.	101	Bobby Morgan vs. Wyoming	11/11/1961
11.	128	Bobby Santiago vs. Colorado State	11/10/1962
12.	118	Bobby Santiago vs. Montana	11/17/1962
13.	103	Bucky Stallings at San Jose State	10/27/1962
14.	107	Bobby Santiago vs. Utah	10/20/1962
15.	114	Bucky Stallings vs. UTEP	9/28/1963
16.	110	Joe Harris at Colorado State	11/2/1963
17.	105	Joe Harris at Montana	9/26/1964
18.	115	Joe Harris vs. Colorado State	11/14/1964
19.	115	Carl Jackson at Colorado State	10/1/1965
20.	163	Carl Jackson at Arizona	10/8/1965
21.	117	Carl Jackson vs. BYU	11/27/1965
22.	103	Carl Jackson at Kansas State	9/24/1966
23.	113	Carl Bradford vs. Arizona State	11/19/1966
24.	117	David Bookert vs. Colorado State	9/14/1968
25.	129	David Bookert vs. Utah	10/12/1968
26.	218	David Bookert at Wyoming	10/26/1968
27.	134	Rick Bietler vs. New Mexico State	11/16/1968
28.	159	Rocky Long (QB) at Arizona	10/25/1969
29.	130	Sam Scarber vs. Kansas	10/4/1969
30.	100	Sam Scarber vs. Utah	10/18/1969
31.	102	David Bookert at New Mexico State	11/22/1969
32.	139	Sam Scarber at Utah	9/26/1970
33.	203	Fred Henry at Utah	9/26/1970
34.	119	Nate McCall at Utah	9/26/1970
35.	126	Sam Scarber at Kansas	10/3/1970
36.	116	Fred Henry vs. San Jose State	10/10/1970
37.	146	Rocky Long (QB) vs. San Jose State	10/10/1970
38.	109	Rocky Long (QB) at Wyoming	10/24/1970
39.	132	Sam Scarber at Wyoming	10/24/1970
40.	114	Nate McCall at UTEP	10/31/1970
41.	166	Fred Henry vs. Arizona	11/7/1970
42.	102	Sam Scarber vs. BYU	11/14/1970
43.	182	Nate McCall at Arizona State	11/21/1970
44.	126	Rich Diller vs. New Mexico State	9/16/1972
45.	104	Bruce Boone vs. New Mexico State	9/16/1972
46.	126	Fred Henry at Wyoming	10/7/1972
47.	132	Bruce Boone at Wyoming	10/7/1972
48.	169	Fred Henry vs. Arizona	10/14/1972
49.	111	Fred Henry at UTEP	10/21/1972
50.	117	Rich Diller at UTEP	10/21/1972
51.	127	Fred Henry at Utah	10/28/1972
52.	188	Don Woods vs. New Mexico State	9/15/1973
53.	107	Don Woods at Air Force	9/29/1973
54.	149	Don Woods at Arizona	10/13/1973
55.	136	Don Woods vs. Utah	11/10/1973
56.	148	Don Woods at Colorado State	11/24/1973

57.	126	Bob Keeran vs. New Mexico State	11/2/1974
58.	150	Bob Haines at Wyoming	10/19/1974
59.	109	Kevin Thompson vs. UTEP	11/23/1974
60.	118	Mike Williams at Arizona	10/25/1975
61.	161	Mike Williams at UTEP	9/18/1976
62.	110	Noel Mazzone (QB) at UTEP	9/18/1976
63.	143	Mike Williams at Wyoming	10/9/1976
64.	206	Mike Williams at Utah	11/6/1976
65.	126	Mike Williams vs. Arizona	11/20/1976
66.	167	Mike Williams at San Diego State	11/27/1976
67.	184	Mike Williams at Hawai'i	9/10/1977
68.	101	Mike Williams at Texas Tech	9/17/1977
69.	104	Mike Williams vs. Arizona State	10/8/1977
70.	102	Mike Williams vs. Wichita State	10/15/1977
71.	236	Mike Williams vs. UTEP	11/5/1977
72.	104	Tim Johnson vs. Wyoming	11/19/1977
73.	143	Noel Mazzone (QB) vs. Wyoming	11/19/1977
74.	130	Mike Williams at Hawai'i	9/9/1978
75.	193	Mike Williams vs. New Mexico State	10/21/1978
76.	147	Mike Carter vs. Pacific	11/18/1978
77.	167	Michael Johnson at Texas Tech	9/20/1980
78.	196	Jimmy Sayers at Wyoming	10/4/1980
79.	131	Jimmy Sayers vs. Hawai'i	10/18/1980
80.	102	Jim Brooks at San Diego State	11/22/1980
81.	119	Mike Carter vs. Air Force	9/26/1981
82.	124	Mike Carter vs. UTEP	10/10/1981
83.	111	Mike Carter vs. UNLV	9/18/1982
84.	137	Michael Johnson at Air Force	10/2/1982
85.	112	Dave Osborn (QB) at Air Force	10/2/1982
86.	174	Mike Carter vs. New Mexico State	10/23/1982
87.	108	Michael Johnson vs. New Mexico State	10/23/1982
88.	108	Willie Turral vs. New Mexico State	10/23/1982
89.	125	Dave Osborn (QB) at North Texas	10/30/1982
90.	133	Buddy Funck (QB) vs. North Texas	10/1/1983
91.	138	Michael Johnson at Colorado State	10/29/1983
92.	125	Buddy Funck (QB) vs. UTEP	11/12/1983
93.	104	Michael Johnson vs. San Diego State	11/19/1983
94.	113	Buddy Funck (QB) vs. New Mexico State	9/8/1984
95.	107	Montez Love vs. New Mexico State	9/8/1984
96.	160	Willie Turral vs. New Mexico State	9/8/1984
97.	100	Willie Turral at UTEP	9/29/1984
98.	131	Willie Turral at San Diego State	11/17/1984
99.	154	Willie Turral at Hawai'i	11/24/1984
100.	148	Willie Turral at Texas Tech	9/7/1985
101.	113	Billy Rucker (QB) at UTEP	11/2/1985
102.	191	Willie Turral at Utah	11/9/1985
103.	153	Kevin Burgess vs. San Diego State	9/27/1986
104.	118	Kevin Burgess vs. UTEP	10/11/1986
105.	157	Kevin Burgess vs. Utah	10/18/1986
106.	156	Kevin Burgess vs. New Mexico State	10/25/1986
107.	118	Ned James (QB) at Wyoming	11/1/1986
108.	115	Scott Howard vs. Wyoming	11/7/1987
109.	109	Andre Wooten at New Mexico State	9/10/1988
110.	143	Andre Wooten at Air Force	10/1/1988
111.	113	Andre Wooten vs. San Diego State	11/19/1988
112.	124	Dion Morrow vs. New Mexico State	9/9/1989
113.	103	Derek Coffman at San Diego State	11/4/1989
114.	102	Dion Morrow vs. Fresno State	11/18/1989
115.	124	Aaron Givens vs. UTEP	10/6/1990
116.	108	Derek Coffman vs. New Mexico State	9/28/1991
117.	130	Winslow Oliver vs. TCU	9/5/1992
118.	137	Winslow Oliver at New Mexico State	9/12/1992
119.	186	Winslow Oliver at Air Force	9/26/1992
120.	112	Winslow Oliver vs. Utah	10/17/1992
121.	151	Winslow Oliver at Fresno State	10/24/1992
122.	130	Winslow Oliver at BYU	11/7/1992
123.	146	Eric Young vs. Colorado State	11/21/1992
124.	117	Winslow Oliver vs. BYU	9/4/1993
125.	165	Winslow Oliver at TCU	9/11/1993
126.	126	Abe Ghoston vs. New Mexico State	9/25/1993
127.	119	Winslow Oliver vs. Hawai'i	10/2/1993

128.	112	Stoney Case (QB) vs. Idaho State	11/9/1993
129.	143	Abe Ghoston vs. Idaho State	11/9/1993
130.	104	Winslow Oliver at Hawai'i	10/8/1994
131.	163	Winslow Oliver at San Diego State	10/15/1994
132.	114	Stoney Case (QB) at Fresno State	10/29/1994
133.	106	Winslow Oliver at Fresno State	10/29/1994
134.	125	Eric Young vs. UTEP	11/19/1994
135.	143	Winslow Oliver vs. Northern Arizona	9/2/1995
136.	168	Winslow Oliver vs. New Mexico State	9/23/1995
137.	106	Winslow Oliver at Fresno State	10/7/1995
138.	123	Winslow Oliver at San Diego State	11/4/1995
139.	139	Lennox Gordon at New Mexico State	8/29/1996
140.	104	Chris Shelton at New Mexico State	8/29/1996
141.	107	Lennox Gordon vs. UCF	9/14/1996
142.	102	Donald Sellers (QB) vs. UCF	9/14/1996
143.	111	Lennox Gordon vs. TCU	9/28/1996
144.	126	Donald Sellers (QB) at Rice	10/5/1996
145.	109	Lennox Gordon at Rice	10/5/1996
146.	140	Lennox Gordon vs. San Diego State	10/19/1996
147.	232	Reginal Johnson at Tulsa	11/2/1996
148.	127	Lennox Gordon vs. UTEP	11/23/1996
149.	110	Lennox Gordon vs. Northern Arizona	8/30/1997
150.	146	Lennox Gordon vs. New Mexico State	9/6/1997
151.	103	Reginal Johnson at UTEP	9/13/1997
152.	102	Graham Leigh (QB) vs. BYU	11/15/1997
153.	104	Eric Jaworsky (QB) vs. Colorado State	12/6/1997
154.	131	Holmon Wiggins at Utah	11/13/1999
155.	101	Jarrod Baxter at Wyoming	11/20/1999
156.	168	Holmon Wiggins vs. Wyoming	9/30/2000
157.	135	Jarrod Baxter vs. Utah	10/28/2000
158.	184	Jarrod Baxter vs. UTEP	9/1/2001
159.	106	Jarrod Baxter at Texas Tech	9/8/2001
160.	131	Jarrod Baxter vs. New Mexico State	11/24/2001
161.	265	Quincy Wright vs. Weber State	8/31/2002
162.	145	Quincy Wright at Air Force	9/7/2002
163.	148	Justin Millea (QB) at UNLV	10/12/2002



DonTrell Moore's 26 100-yard games are the most by any Lobo in school history. He had four in 2002, nine in 2003, six in 2004 and seven in 2005.

164.	166	DonTrell Moore at Utah State	10/19/2002
165.	163	DonTrell Moore vs. Utah	10/26/2002
166.	181	DonTrell Moore at Colorado State	11/23/2002
167.	176	DonTrell Moore vs. Wyoming	11/30/2002
168.	109	DonTrell Moore vs. Texas State	8/30/2003
169.	187	D.D. Cox at Texas Tech	9/6/2003
170.	104	DonTrell Moore vs. BYU	9/13/2003
171.	113	DonTrell Moore vs. New Mexico State	9/27/2003
172.	132	DonTrell Moore vs. Utah State	10/4/2003
173.	106	D.D. Cox at Utah	10/25/2003
174.	119	DonTrell Moore at Utah	10/25/2003
175.	130	DonTrell Moore vs. UNLV	11/1/2003
176.	242	DonTrell Moore vs. Colorado State	11/7/2003
177.	188	DonTrell Moore vs. Air Force	11/15/2003
178.	127	D.D. Cox at Wyoming	11/22/2003
179.	153	DonTrell Moore at Wyoming	11/22/2003
180.	167	DonTrell Moore vs. Washington State	9/3/2004
181.	110	D.D. Cox at New Mexico State	9/25/2004
182.	110	DonTrell Moore at Air Force	10/9/2004



All-Time 100-Yard Rushers (since 1959)

183.	141	DonTrell Moore at UNLV	10/16/2004
184.	154	DonTrell Moore at Colorado State	10/30/2004
185.	101	DonTrell Moore at BYU	11/13/2004
186.	152	Kole McKamey (QB) vs. Wyoming	11/20/2004
187.	150	DonTrell Moore vs. Wyoming	11/20/2004
188.	138	Kole McKamey (QB) vs. Navy	12/30/2004
189.	152	Kole McKamey (QB) vs. New Mexico State	9/17/2005
190.	120	DonTrell Moore vs. New Mexico State	9/17/2005
191.	161	DonTrell Moore at UTEP	9/24/2005
192.	129	DonTrell Moore at TCU	10/1/2005
193.	103	Kole McKamey (QB) vs. BYU	10/8/2005
194.	181	DonTrell Moore at Wyoming	10/15/2005
195.	162	DonTrell Moore at San Diego State	10/22/2005
196.	117	DonTrell Moore vs. Colorado State	10/28/2005
197.	143	DonTrell Moore vs. Air Force	11/19/2005
198.	162	Rodney Ferguson vs. UTEP	9/23/2006
199.	138	Rodney Ferguson at BYU	11/18/2006
200.	210	Rodney Ferguson vs. San Diego State	11/25/2006
201.	102	Rodney Ferguson vs. San Jose State	12/23/2006
202.	132	Rodney Ferguson at UTEP	9/1/2007
203.	118	Rodney Ferguson vs. New Mexico State	9/8/2007
204.	129	Rodney Ferguson vs. Sacramento State	9/22/2007
205.	146	Rodney Ferguson vs. Air Force	10/25/2007
206.	110	Rodney Ferguson vs. Colorado State	11/10/2007
207.	115	Rodney Ferguson vs. UNLV	11/24/2007
208.	167	Paul Baker vs. Nevada	12/22/2007
209.	135	Rodney Ferguson vs. Texas A&M	9/6/2008
210.	158	Rodney Ferguson vs. Arizona	9/13/2008
211.	122	Rodney Ferguson at Tulsa	9/20/2008
212.	146	Paul Baker at New Mexico State	9/27/2008
213.	120	James Wright vs. Wyoming	10/4/2008
214.	149	Rodney Ferguson vs. San Diego State	10/18/2008
215.	110	James Wright vs. San Diego State	10/18/2008
216.	107	Rodney Ferguson at Air Force	10/23/2008
217.	123	Rodney Ferguson at UNLV	11/8/2008
218.	126	James Wright vs. Air Force	9/19/2009
219.	102	A.J. Butler at Texas Tech	10/3/2009
220.	133	Demond Dennis vs. Colorado State	11/21/2009
221.	103	Demarcus Rogers vs. Southern	9/1/2012
222.	129	Kasey Carrier at New Mexico State	9/22/2012
223.	191	Kasey Carrier vs. Texas State	10/6/2012
224.	161	Kasey Carrier at Hawai'i	10/13/2012
225.	104	Cole Gautsche (QB) at Hawai'i	10/13/2012
226.	338	Kasey Carrier at Air Force	10/20/2012
227.	136	Kasey Carrier vs. Fresno State	10/27/2012
228.	149	Cole Gautsche (QB) at Wyoming	11/10/2012
229.	109	Kasey Carrier at Wyoming	11/10/2012
230.	145	Kasey Carrier vs. Nevada	11/17/2012
231.	118	Cole Gautsche (QB) vs. UTSA	8/31/2013
232.	291	Kasey Carrier at UTEP	9/7/2013
233.	191	Kasey Carrier vs. UNLV	9/28/2013
234.	119	Carlos Wiggins (WR) vs. UNLV	9/28/2013
235.	108	Cole Gautsche (QB) vs. UNLV	9/28/2013
236.	127	Cole Gautsche (QB) vs. New Mexico State	10/5/2013
237.	126	Kasey Carrier vs. New Mexico State	10/5/2013
238.	113	Cole Gautsche (QB) at Wyoming	10/12/2013
239.	104	Kasey Carrier at Wyoming	10/12/2013
240.	179	Kasey Carrier vs. Air Force	11/8/2013
241.	140	Cole Gautsche (QB) vs. Air Force	11/8/2013
242.	184	Cole Gautsche (QB) vs. UTEP	8/30/2014
243.	139	Crusoe Gongbay at New Mexico State	9/20/2014
244.	163	Crusoe Gongbay vs. Fresno State	9/26/2014
245.	106	Lamar Jordan (QB) at UTSA	10/4/2014
246.	102	Jhurrell Pressley at UTSA	10/4/2014
247.	148	Jhurrell Pressley at Air Force	10/18/2014
248.	138	Jhurrell Pressley at UNLV	11/1/2014
249.	154	Jhurrell Pressley vs. Boise State	11/8/2014
250.	205	Teriyon Gipson vs. Boise State	11/8/2014
251.	109	Jhurrell Pressley at Colorado State	11/22/2014
252.	101	Jhurrell Pressley vs. Wyoming	11/29/2014
253.	108	Daryl Chestnut vs. Mississippi Valley State	9/5/2015

254.	147	Lamar Jordan (QB) at Wyoming	9/26/2015
255.	103	Jhurrell Pressley at Wyoming	9/26/2015
256.	157	Lamar Jordan (QB) vs. New Mexico State	10/3/2015
257.	142	Teriyon Gipson vs. New Mexico State	10/3/2015
258.	132	Jhurrell Pressley vs. Boise State	11/14/2015
259.	170	Jhurrell Pressley vs. Air Force	11/28/2015
260.	135	Lamar Jordan (QB) vs. Arizona	12/19/2015
261.	181	Teriyon Gipson vs. South Dakota	9/1/2016
262.	101	Lamar Jordan (QB) at Rutgers	9/17/2016
263.	156	Teriyon Gipson vs. San Jose State	10/1/2016
264.	117	Tyrone Owens vs. San Jose State	10/1/2016
265.	139	Lamar Jordan (QB) vs. Boise State	10/7/2016
266.	140	Teriyon Gipson vs. Air Force	10/15/2016
267.	126	Tyrone Owens vs. Air Force	10/15/2016
268.	171	Tyrone Owens vs. ULM	10/22/2016
269.	134	Tyrone Owens at Hawai'i	10/29/2016
270.	121	Teriyon Gipson vs. Nevada	11/5/2016
271.	107	Teriyon Gipson at Utah State	11/12/2016
272.	157	Tyrone Owens at Colorado State	11/19/2016
273.	217	Teriyon Gipson vs. Wyoming	11/26/2016
274.	176	Lamar Jordan (QB) vs. Wyoming	11/26/2016
275.	121	Richard McQuarley vs. Wyoming	11/26/2016
276.	156	Coltin Gerhart (QB) at Tulsa	9/23/2017
277.	179	Richard McQuarley vs. Air Force	9/30/2017
278.	159	Tyrone Owens vs. Colorado State	10/20/2017
279.	164	Tyrone Owens vs. UNLV	11/17/2017
280.	145	Daryl Chestnut vs. UNLV	11/17/2017
281.	116	Lamar Jordan (QB) vs. UNLV	11/17/2017
282.	110	Tyrone Owens at New Mexico State	9/15/2018
283.	107	Ahmari Davis vs. Sam Houston State	8/31/2019
284.	133	Ahmari Davis vs. New Mexico State	9/21/2019
285.	104	Sheriron Jones (QB) at San Jose State	10/4/2019
286.	193	Bryson Carroll vs. Colorado State	10/11/2019
287.	200	Ahmari Davis vs. Hawai'i	10/26/2019
288.	115	Tre Hall (QB) vs. Utah State	11/30/2019
289.	131	Bobby Cole vs. Wyoming (N)	12/5/2020
290.	138	Bobby Cole vs. Fresno State (N)	12/12/2020
291.	107	Bobby Cole vs. New Mexico State	9/11/2021
292.	143	Aaron Dumas at Fresno State	11/13/2021



Cole Gautsche and Lamar Jordan are tied for the most 100-yard games in a career by a quarterback with eight games each.

TOTAL 100-YARD GAMES

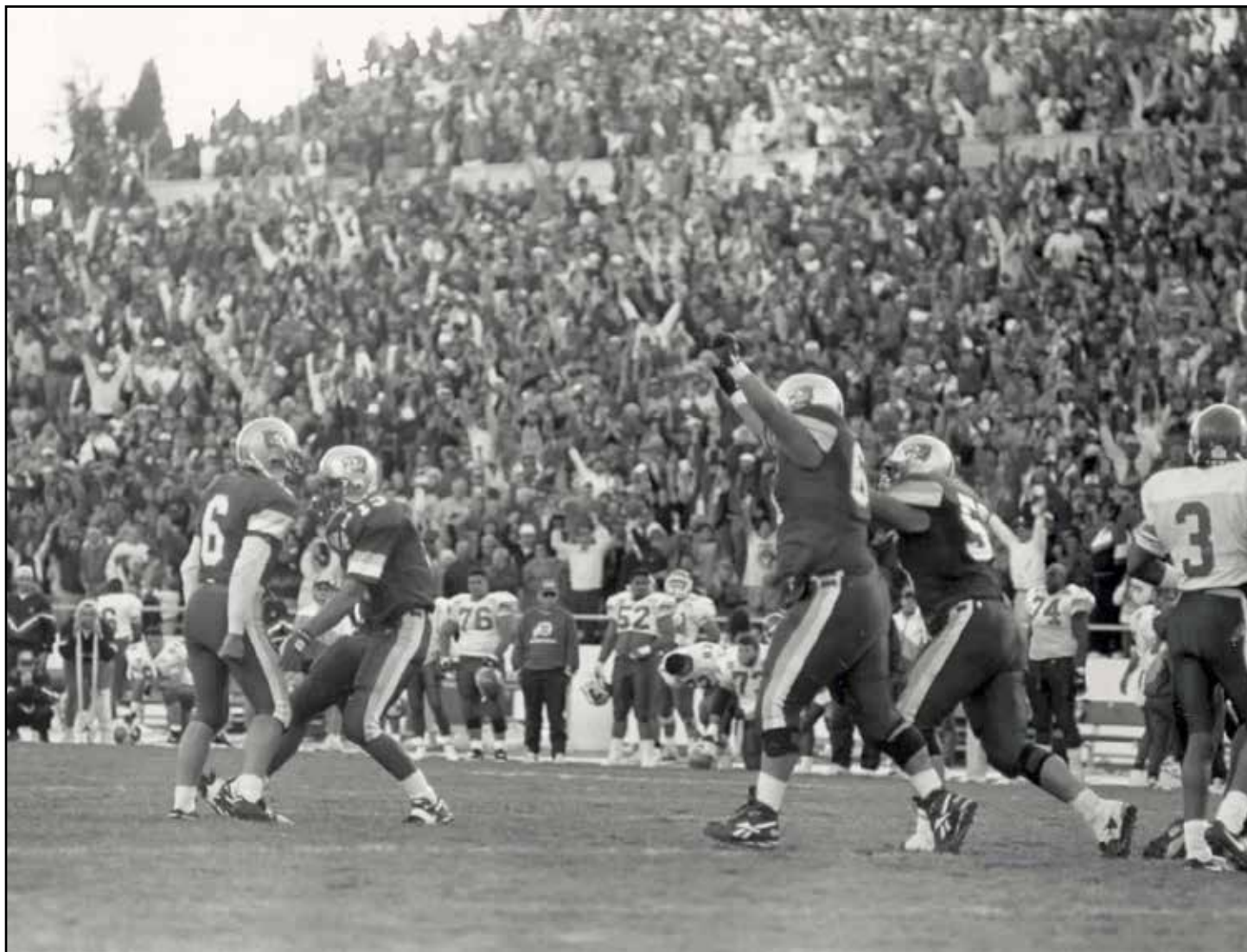
1.	DonTrell Moore	26
2.	Rodney Ferguson	16
	Winslow Oliver	16
4.	Mike Williams	13
5.	Kasey Carrier	12
6.	Jhurrell Pressley	9
7.	Cole Gautsche (QB)	8
	Lamar Jordan (QB)	8
	Lennox Gordon	8
	Teriyon Gipson	8
	Tyrone Owens	8
12.	Fred Henry	7
	Willie Turrall	7
14.	Sam Scarber	6

15.	Don Woods	5
	Jarrold Baxter	5
	Michael Johnson	5
	Michael Carter	5
19.	Bobby Santiago	4
	Carl Jackson	4
	D.D. Cox	4
	David Bookert	4
	Kevin Burgess	4
	Kole McKamey (QB)	4
26.	Ahmari Davis	3
	Andre Wooten	3
	Bobby Cole	3
	Buddy Funck (QB)	3
	Don Perkins	3
	James Wright	3
	Joe Harris	3
	Nate McCall	3
	Rocky Long (QB)	3
35.	Abe Ghoston	2
	Billy Brown	2
	Bruce Boone	2
	Bucky Stallings	2
	Crusoe Gongbay	2
	Daryl Chestnut	2
	Dave Osborn (QB)	2
	Derek Coffman	2
	Dion Morrow	2
	Donald Sellers (QB)	2
	Eric Young	2
	Holmon Wiggins	2
	Jimmy Sayers	2
	Noel Mazzone (QB)	2
	Paul Baker	2
	Quincy Wright	2
	Reginal Johnson	2
	Rich Diller	2
	Richard McQuarley	2
	Stoney Case (QB)	2
55.	A.J. Butler	1
	Aaron Dumas	1
	Aaron Givens	1
	Billy Rucker	1
	Bo Bankston	1
	Bob Crandall	1
	Bob Haines	1
	Bob Keeran	1
	Bob Morgan	1
	Bryson Carroll	1
	Cal Bradford	1
	Carlos Wiggins (WR)	1
	Chris Shelton	1
	Coltin Gerhart (QB)	1
	Demarcus Rogers	1
	Demond Dennis	1
	Eric Jaworsky	1
	Graham Leigh (QB)	1
	Herb Bradford	1
	Jim Brooks	1
	Justin Millea (QB)	1
	Kevin Thompson	1
	Montez Love	1
	Ned James (QB)	1
	Rick Bietler	1
	Scott Howard	1
	Sheriron Jones (QB)	1
	Tim Johnson	1
	Tre Hall (QB)	1



Year-by-Year Rushing Leaders (since 1946)

Year	Player	Att.	Yards	Avg.	Year	Player	Att.	Yards	Avg.	Year	Player	Att.	Yards	Avg.
1946	Lou Cullen	56	287	5.1	1972	Fred Henry	164	977	5.9	1997	Graham Leigh	135	528	3.9
1947	Rudy Krall	124	513	4.1	1973	Don Woods	220	971	4.4	1998	Lennox Gordon	130	571	4.4
1948	Rudy Krall	164	756	4.6	1974	Floyd Perry	103	294	2.8	1999	Holmon Wiggins	138	601	4.4
1949	Bob Cooke	78	272	3.5	1975	Mike Williams	121	511	4.2	2000	Holmon Wiggins	180	727	4.0
1950	Chuck Hill	65	346	5.3	1976	Mike Williams	258	1,240	4.8	2001	Jarrod Baxter	203	907	4.5
1951	Chuck Hill	105	394	3.8	1977	Mike Williams	265	1,096	4.1	2002	DonTrell Moore	245	1,134	4.6
1952	Bobby Arnett	109	360	3.3	1978	Mike Williams	213	1,015	4.8	2003	DonTrell Moore	276	1,450	5.3
1953	Bobby Lee	110	624	5.7	1979	Jimmy Sayers	145	696	4.8	2004	DonTrell Moore	232	1,091	4.7
1954	A. L. Terpening	79	227	3.5	1980	Jimmy Sayers	166	691	4.2	2005	DonTrell Moore	275	1,298	4.7
1955	Jerry Apodaca	64	224	3.5	1981	Mike Carter	158	595	3.8	2006	Rodney Ferguson	252	1,234	4.9
1956	Phil Spear	123	625	5.0	1982	Mike Carter	107	722	6.7	2007	Rodney Ferguson	292	1,177	4.0
1957	Don Perkins	112	744	6.6	1983	Michael Johnson	143	739	5.2	2008	Rodney Ferguson	223	1,105	5.0
1958	Don Perkins	112	621	5.5	1984	Willie Turrall	190	1,064	5.6	2009	Demond Dennis	78	427	5.5
1959	Billy Brown	95	740	7.8	1985	Willie Turrall	181	800	4.4	2010	Kasey Carrier	104	373	3.6
1960	Bobby Santiago	98	596	6.0	1986	Kevin Burgess	181	1,023	5.7	2011	Crusoe Gongbay	108	500	4.6
1961	Bobby Santiago	98	535	5.5	1987	Shane Hall	83	315	3.8	2012	Kasey Carrier	255	1,469	5.8
1962	Bobby Santiago	151	806	5.3	1988	Andre Wooten	160	801	5.0	2013	Kasey Carrier	189	1,122	5.9
1963	Bucky Stallings	126	553	4.4	1989	Dion Morrow	148	664	4.5	2014	Jhurell Pressley	114	1,083	9.5
1964	Joe Harris	152	582	3.7	1990	Aaron Givens	128	546	4.3	2015	Jhurell Pressley	147	907	6.2
1965	Carl Jackson	166	665	4.0	1991	Marc Wilson	73	245	3.4	2016	Teriyon Gipson	145	1,269	8.8
1966	Carl Jackson	105	348	3.3	1992	Winslow Oliver	245	1,063	4.3	2017	Tyrone Owens	139	770	5.5
1967	David Bookert	148	671	4.5	1993	Winslow Oliver	146	648	4.4	2018	Tyrone Owens	186	687	3.7
1968	David Bookert	209	872	4.2	1994	Eric Young	128	732	5.7	2019	Ahmari Davis	140	832	5.9
1969	Sam Scarber	162	534	3.3	1995	Winslow Oliver	162	915	5.6	2020	Bobby Cole	97	548	5.6
1970	Sam Scarber	184	961	5.2	1996	Lennox Gordon	196	1,008	5.1	2021	Aaron Dumas	136	658	4.8
1971	Fred Henry	176	1,129	6.4										





Team Passing Records

YARDS

	Att.	Year
Game	622 vs. Utah	11/11/1989
Season	3,732 by 1989 team	

COMPLETIONS

	No.	Year
Game	41 vs. Utah	11/11/1989
Season	290 by 1989 team	

ATTEMPTS

	No.	Year
Game	68 vs. Utah	11/11/1989
Season	532 by 1989 team	

TOUCHDOWN PASSES

	No.	Year
Game	6 vs. BYU	9/24/1994
Season	24 by 1997 team	

INTERCEPTIONS BY UNM

	No.	Year
Game	7 vs. UTEP	10/21/1950
	7 vs. West Texas State	10/14/1950
	7 vs. Arizona	10/10/1953
Season	32 by 1946 team	

COMPLETION PERCENTAGE (15 ATTEMPTS)

	Pct.	Year
Game	.800 vs. Northern Arizona (12-15)	9/23/2000
Season	.606 by 1996 team (160-264)	

AVERAGE YARDS/GAME

Season	311.0 by 1989 team
--------	--------------------

FIRST DOWNS

	No.	Year
Game	25 vs. Utah	11/11/1989
Season	162 by 1989 team	



The Lobos have only broken the 500-yard passing mark just once in history, and it was a 622-yard game against the University of Utah.

SINGLE GAME PASSING YARDS

	Yds.	Opponent	Year
1.	622	Utah	11/11/1989
2.	490	San Diego State	9/27/1986
3.	458	Wyoming	11/16/1985
4.	452	Texas Tech	10/14/1978
5.	434	Sam Houston State	9/24/2011
6.	429	UNLV	11/1/2003
7.	427	Hawai'i	9/14/1991
8.	408	Hawai'i	10/10/1987
9.	406	Wyoming	11/1/1986
10.	403	TCU	9/10/1994
11.	401	UTEP	10/27/1967
12.	390	at New Mexico State	9/10/1988
13.	385	Akron	9/24/1988

14.	381	New Mexico State	9/11/2021
15.	376	BYU	9/23/1967
	376	at San Diego State	11/4/1989
	376	Texas Tech	9/22/1990
18.	375	at Utah	9/5/1987
	375	at BYU	9/17/1994
20.	370	at Tulsa	9/23/1989
21.	369	Liberty	9/29/2018
22.	368	BYU	9/26/1987
	368	Colorado State	10/7/1989
	368	BYU	10/26/1991
25.	367	San Diego State	10/17/1998
26.	365	at Texas Tech	9/16/1989
27.	361	Incarnate Word	9/1/2018
28.	358	Utah	10/7/1967
	358	at New Mexico State	9/14/1985
30.	355	New Mexico State	9/21/2019
31.	354	Nevada	12/22/2007
32.	351	at Arizona	10/25/1975
33.	350	at San Diego State	11/23/1985
	350	at UTEP	8/31/1991
	350	Utah	10/19/2006

SINGLE GAME COMPLETIONS

	Yds.	Opponent	Year
1.	41	at Utah	11/11/1989
2.	33	San Diego State	9/27/1986
3.	32	at Tulsa	9/23/1989
	32	Texas Tech	9/11/2010
	32	Sam Houston State	9/24/2011
6.	31	at Colorado State	10/24/1987
7.	30	at Utah	9/5/1987
	30	at Arizona	9/19/1987
	30	at Texas Tech	10/3/2009
10.	29	at San Diego State	11/21/1987
	29	at Arizona	9/15/2007
	29	at Texas A&M	9/5/2009
13.	28	Utah	10/7/1967
	28	Texas Tech	10/14/1978
	28	at Arkansas	11/28/1987
	28	Wyoming	11/7/1987
	28	Hawai'i	10/10/1987
	28	at San Diego State	11/4/1989
	28	BYU	11/14/2009
20.	27	BYU	9/23/1967
	27	at Wyoming	11/1/1986
	27	at Colorado State	11/12/1988
	27	at New Mexico State	9/10/1988
	27	at BYU	10/27/1990
	27	at San Diego State	10/31/2009

SINGLE GAME ATTEMPTS

	Yds.	Opponent	Year
1.	68	at Utah	11/11/1989
2.	66	UTEP	10/27/1967
3.	59	at Arkansas	11/28/1987
	59	Texas Tech	9/22/1990
5.	57	Utah	10/7/1967
6.	56	at Texas Tech	10/3/2009
7.	55	San Diego State	9/27/1986
	55	at San Diego State	11/4/1989
9.	54	at New Mexico State	9/10/1988
10.	53	at BYU	10/27/1990
	53	BYU	10/26/1991
	53	Sam Houston State	9/24/2011
13.	52	at Tulsa	9/23/1989
	52	at San Diego State	10/31/2009
	52	Texas Tech	9/11/2010
16.	51	BYU	9/23/1967
	51	at San Diego State	11/23/1985
	51	at Kansas State	9/29/1990

	51	at UTEP	8/31/1991
20.	50	Wyoming	11/7/1987
	50	at Colorado State	10/24/1987
	50	Wyoming	10/28/1989
	50	at Colorado State	11/16/1991
24.	49	Texas Tech	10/14/1978
	49	Arizona	9/15/1990
26.	48	at San Diego State	11/22/1980
	48	at UNLV	9/12/1981
	48	at San Diego State	11/21/1987
	48	Hawai'i	10/10/1987
30.	47	at Wyoming	11/1/1986
31	45	Colorado State	10/11/1980
	45	Colorado State	10/7/1989
	45	at New Mexico State	9/1/1990
	45	San Jose State	12/23/2006
	45	BYU	11/14/2009
	45	at TCU	11/28/2009

SINGLE GAME COMPLETION PERCENTAGE (Min. 10 Comps)

	Yds.	Opponent	Year
1.	.909	at Wyoming (10-11)	10/23/2021
2.	.800	Northern Arizona (12-15)	9/23/2000
	.800	Wyoming (16-20)	11/6/2010
4.	.792	at Nevada (19-24)	10/10/2015
5.	.788	Sacramento State (26-33)	9/22/2007
6.	.778	UNLV (14-18)	9/18/1982
	.778	Arizona (14-18)	9/13/2008
	.778	vs. Fresno State (14-18)	12/12/2020
	.778	Houston Baptist (21-27)	9/2/2021
10.	.769	at SMU (20-26)	10/26/1996
11.	.750	Tulsa (18-24)	11/8/1986
	.750	Weber State (12-16)	8/31/2002
13.	.742	Air Force (23-31)	11/27/1999
14.	.733	TCU (11-15)	9/28/1996
	.733	at Hawai'i (11-15)	10/29/2016
16.	.727	at Colorado State (16-22)	10/7/2000
17.	.725	at Texas A&M (29-40)	9/5/2009
18.	.724	Idaho State (21-29)	9/5/1999
	.724	Colorado State (21-29)	11/10/2007
20.	.722	at Air Force (13-18)	11/10/2018
21.	.720	Tulsa (18-25)	11/22/1997
	.720	at Tulsa (18-25)	9/20/2008
23.	.708	New Mexico State (17-24)	9/8/2007
24.	.704	at Utah State (19-27)	10/19/2002

SINGLE GAME TOUCHDOWNS

	TDs	Opponent	Year
1.	5	Incarnate Word	9/1/2018
2.	4	accomplished numerous times, last At UNLV	10/6/2018

BEST PASSING TEAMS (By Total Yards)

	Year	Games	Yards	Yds/Game
1.	1989	12	3,732	311.0
2.	1991	12	3,584	298.7
3.	1985	11	3,245	295.0
4.	1987	11	3,230	293.6
5.	1990	12	3,221	268.4
6.	1994	12	3,137	261.4
7.	2007	13	3,070	236.2
8.	1986	12	2,865	238.8
9.	1998	12	2,736	228.0
10.	2006	13	2,676	205.8



Team Passing Records

BEST PASSING TEAMS (By Yards Per Game)

	Year	Games	Yards	Yds/Game
1.	1989	12	3,732	311.0
2.	1991	12	3,584	298.7
3.	1985	11	3,245	295.0
4.	1987	11	3,230	293.6
5.	1990	12	3,221	268.4
6.	1994	12	3,137	261.4
7.	1967	10	2,491	249.1
8.	1986	12	2,865	238.8
9.	2007	13	3,070	236.2
10.	1975	11	2,529	229.9

OPPONENT SINGLE GAME PASSING YARDS

	Yds.	Opponent	Year
1.	585	BYU (at UNM)	10/19/1985
2.	538	Fresno State	11/23/2013
3.	530	San Diego State (at UNM)	11/17/1990
4.	516	Utah State	10/27/2018
5.	510	UTEP (at UNM)	10/27/1967
6.	507	BYU	10/15/1983
7.	506	Boise State	11/14/2015
8.	499	Texas A&M	11/11/2017
9.	481	at San Jose State	10/31/2020
10.	473	New Mexico State (at UNM)	9/8/2007
11.	472	New Mexico State	9/9/2006
	472	Liberty (at UNM)	9/29/2018
13.	469	Texas Tech (at UNM)	9/27/2002
	469	Tulsa	9/20/2008
15.	464	BYU	11/18/2006
16.	463	BYU	10/27/1979
17.	453	Texas Tech	10/3/2009
18.	450	BYU	11/3/1973
19.	449	Texas Tech (at UNM)	9/11/2004
20.	446	Arizona	9/15/2007
	446	Texas Tech (at UNM)	9/17/2011
22.	443	San Houston State (at UNM)	8/31/2019
23.	440	Utah (at UNM)	10/26/2002
24.	439	San Diego State	11/23/1985
25.	434	Colorado State	10/29/1983
	434	Notre Dame	9/14/2019

OPPONENT SINGLE GAME COMPLETIONS

	Yds.	Opponent	Year
1.	47	Texas Tech (at UNM)	9/27/2002
	47	New Mexico State (at UNM)	9/8/2007
3.	45	Texas Tech (at UNM)	9/17/2011
4.	44	Texas Tech (at UNM)	9/11/2004
5.	42	BYU (at UNM)	10/19/1985
6.	40	Boise State	11/14/2015
7.	37	Texas Tech	9/6/2003
	37	New Mexico State	9/9/2006
	37	Boise State	12/3/2011
10.	35	Abilene Christian (at UNM)	9/2/2017
	35	Sam Houston State (at UNM)	8/31/2019
	35	San Jose State	10/31/2020
13.	34	BYU (at UNM)	10/8/2005
	34	New Mexico State (at UNM)	9/9/2017
15.	33	San Diego State (at UNM)	11/17/1990
	33	BYU	10/27/1990
	33	Weber State (at UNM)	8/31/2002
	33	Texas Tech	9/15/2012
	33	Hawai'i	10/28/1998
20.	32	San Diego State	10/18/2003
	32	Missouri	9/10/2005
	32	Texas A&M	9/5/2009
	32	New Mexico State	9/20/2014



Boise State threw 74 passes against New Mexico in 2015, but the Lobos picked up a historic win 24-17 in Boise

OPPONENT SINGLE GAME ATTEMPTS

	Yds.	Opponent	Year
1.	74	Boise State	11/14/2015
2.	69	Texas Tech (at UNM)	9/11/2004
3.	68	Texas Tech (at UNM)	9/27/2002
4.	64	New Mexico State (at UNM)	9/8/2007
5.	61	BYU (at UNM)	10/19/1985
6.	60	Texas State (at UNM)	8/30/2003
	60	Sam Houston State (at UNM)	8/31/2019
8.	59	San Diego State	10/18/2003
9.	57	Hawai'i	10/24/1998
	57	New Mexico State	9/9/2006
	57	New Mexico State (at UNM)	9/9/2017
12.	56	BYU	10/27/1979
13.	55	Missouri	9/10/2005
	55	Abilene Christian (at UNM)	9/2/2017
15.	54	Utah State (at UNM)	9/12/1998
	54	Texas Tech	9/6/2003
17.	53	New Mexico State (at UNM)	10/23/1982
	53	Arizona	9/15/2007
19.	52	Weber State (at UNM)	8/31/2002
20.	51	UTEP (at UNM)	10/11/1986
21.	50	BYU	10/27/1990
	50	Oregon State	9/18/2004
	50	Arizona (at UNM)	9/13/2008
	50	Texas Tech (at UNM)	9/17/2011

OPPONENT SINGLE GAME COMPLETION PCT. (Min. 10 Comps)

	Yds.	Opponent	Year
1.	.900	Texas Tech (45-50) (at UNM)	9/17/2011
2.	.870	Utah (20-23) (at UNM)	9/18/2010
3.	.846	Colorado State (22-26) (at UNM)	9/3/2011
4.	.842	Nevada (16-19)	10/10/2015
5.	.822	Boise State (37-45)	12/3/2011
6.	.800	San Jose State (16-20)	10/24/2015
7.	.789	Boise State (15-19)	9/14/2017
8.	.778	Pittsburgh (14-18)	9/14/2013
	.778	Utah State (21-27)	11/12/2016
10.	.774	Nevada (24-31)	10/15/2011
	.774	Fresno State (24-31)	11/13/2021
12.	.773	BYU (34-44) (at UNM)	10/8/2005
	.773	San Diego State (17-22)	11/2/2013
14.	.769	Colorado State (20-26) (at UNM)	10/28/2005
15.	.750	UTEP (15-20)	9/7/2013
	.750	Hawai'i (33-44)	11/7/2020
17.	.744	Texas A&M (32-43)	9/5/2009
18.	.735	Colorado State (25-34) (at UNM)	10/11/2019
19.	.734	New Mexico State (47-64) (at UNM)	9/8/2007
20.	.733	Air Force (11-15) (at UNM)	11/19/2005
	.733	Texas Tech (33-45)	9/15/2012

OPPONENT SINGLE GAME TOUCHDOWNS

	Yds.	Opponent	Year
1.	7	Fresno State	11/23/2013
2.	6	Texas Tech (at UNM)	9/27/2002
	6	Tulsa	9/20/2008
	6	Texas Tech (at UNM)	9/17/2011
	6	Texas Tech	9/15/2012
	6	Notre Dame	9/14/2019
7.	5	Texas Tech	9/6/2003
	5	UNLV	10/14/2006
	5	Tulsa (at UNM)	9/12/2009
	5	Boise State (at UNM)	10/7/2016
	5	Texas A&M	11/11/2017
	5	San Jose State	10/31/2020
	5	Utah State (at UNM)	11/26/2021

OPPONENTS BEST PASSING TEAMS (By Total Yards)

	Year	Games	Yards	Yds/Game
1.	2019	12	3,857	321.4
2.	2012	13	3,500	269.2
3.	1986	12	3,498	291.5
4.	1990	12	3,473	289.4
5.	2003	13	3,227	248.2
6.	1994	12	3,196	266.3
7.	2015	13	3,184	244.9
8.	2013	12	3,113	259.4
9.	2006	13	3,086	237.4
10.	2018	12	3,072	256.0

OPPONENTS BEST PASSING TEAMS (By Yards Per Game)

	Year	Games	Yards	Yds/Game
1.	2019	12	3,857	321.4
2.	1986	12	3,498	291.5
3.	1990	12	3,473	289.4
4.	2012	13	3,500	269.2
5.	1994	12	3,196	266.3
6.	2013	12	3,113	259.4
7.	1985	11	2,826	256.9
8.	2018	12	3,072	256.0
9.	2005	11	2,797	254.3
10.	2014	12	2,995	249.6

FEWEST PASSING YARDS ALLOWED BY UNM

	Yds.	Opponent	Year
1.	0	Rice (at UNM)	10/18/1997
	0	Hawai'i	11/20/1964
	0	Montana (at UNM)	11/17/1962
	0	UTEP	10/6/1962
	0	Montana (at UNM)	10/4/1958
	0	BYU (at UNM)	11/30/1957
6.	1	Air Force	10/23/2008
7.	5	New Mexico State (at UNM)	11/2/1974
8.	6	UTEP	10/22/1949
	7	Air Force (at UNM)	11/14/1987
9.	7	Wyoming	10/18/1952
10.	8	Air Force (at UNM)	11/2/1991
	8	Iowa State	9/30/1967
	8	Wyoming	9/24/1960
	8	Wyoming	10/25/1958



Individual Passing Records

ATTEMPTS

	Att.	Player	Year
Game	68	Jeremy Leach vs. Utah	11/11/1989
Season	511	Jeremy Leach	1989
Career	1,432	Jeremy Leach	1988-91

COMPLETIONS

	Com.	Player	Year
Game	41	Jeremy Leach vs. Utah	11/11/1989
Season	282	Jeremy Leach	1989
Career	735	Jeremy Leach	1988-91

INTERCEPTIONS

	No.	Player	Year
Game	5	Barry Garrison vs. New Mexico State	9/12/1987
	5	Barry Garrison vs. San Diego State	11/21/1987
	5	Casey Kelly vs. Air Force	10/27/2001
Season	26	Barry Garrison	1987
Career	62	Jeremy Leach	1988-91

COMPLETION PERCENTAGE

	Pct.	Player	Year
Gm			
(10 cmp)	.909	Isaiah Chavez (10-11) at Wyoming	10/23/2021
(20 cmp)	.769	Donald Sellers (20-26) at SMU	10/26/1996
	.769	Terry Wilson (20-26) Houston Baptist	9/2/2021
Season	.623	Kole McKamey (144-231)	2005
Career	.616	Donald Sellers (278-451)	1995-96

YARDS

	Yds.	Player	Year
Game	622	Jeremy Leach vs. Utah	11/11/1989
Season	3,573	Jeremy Leach	1989
Career	9,460	Stoney Case	1991-94

TOUCHDOWNS

	Tds	Player	Year
Game	6	Stoney Case vs. BYU	9/24/1994
	4	Steve Myer vs. Arizona	10/25/1975
	4	Ned James vs. New Mexico State	10/25/1986
	4	Jeremy Leach vs. Utah	11/11/1989
	4	Jeremy Leach at BYU	10/27/1990
	4	Stoney Case vs. New Mexico State	9/12/1992
	4	Stoney Case vs. New Mexico State	9/25/1993
	4	Stoney Case vs. Utah	10/9/1993
	4	Fred Schweer vs. UTEP	11/20/1993
	4	Donald Sellers vs. New Mexico State	9/23/1995
	4	Donald Sellers vs. No. Arizona	9/7/1996
	4	Graham Leigh vs. Tulsa	11/22/1997
	4	Graham Leigh vs. Utah State	9/12/1998
	4	Casey Kelly vs. Wyoming	11/30/2002
	4	Tevaka Tuioti vs. Incarnate Word	9/1/2018
	4	Sheriron Jones vs. Liberty	9/29/2018
	4	Sheriron Jones at UNLV	10/6/2018
Season	24	Graham Leigh	1997
Career	67	Stoney Case	1991-94



Stoney Case is the only Lobo to ever throw more than four touchdowns in a game, throwing for six in a wild 49-47 loss to BYU in 1994. Case's 67 career TDs is also a school record.

PASSING EFFICIENCY

	Eff.	Player	Year
Season	153.6	Graham Leigh	1997
Career	144.0	Donald Sellers	1995-96

SEASON COMPLETIONS

	Comp.	Player	Year
1.	282	Jeremy Leach	1989
2.	277	Barry Garrison	1987
3.	249	Donovan Porterie	2009
4.	244	Donovan Porterie	2007
5.	233	Stoney Case	1994
6.	198	Graham Leigh	1998
7.	190	Steve Myer	1975
8.	181	Casey Kelly	2002
9.	180	Jeremy Leach	1990
10.	177	Stoney Case	1993



Kole McKamey's 2005 season saw him complete 62.3% of his passes to surpass Donald Seller's 10-year record.

SEASON COMPLETION PERCENTAGE (125 COMPS.)

	Pct.	Player	Year
1.	.623	Kole McKamey (144-231)	2005
2.	.621	Donald Sellers (121-195)	1995
3.	.613	Donald Sellers (157-256)	1996
4.	.601	Graham Leigh (166-276)	1997
5.	.597	B.R. Holbrook (141-236)	2011
6.	.584	Donovan Porterie (244-418)	2007
7.	.582	Stoney Case (177-304)	1993
8.	.581	Ned James (125-215)	1986
9.	.576	Casey Kelly (181-314)	2002
10.	.576	Donovan Porterie (249-432)	2009

SEASON YARDAGE

	Yds.	Player	Year
1.	3,573	Jeremy Leach	1989
2.	3,163	Barry Garrison	1987
3.	3,117	Stoney Case	1994
4.	3,006	Donovan Porterie	2007
5.	2,608	Graham Leigh	1998
6.	2,501	Steve Myer	1975
7.	2,490	Stoney Case	1993
8.	2,475	Billy Rucker	1985
9.	2,428	Jeremy Leach	1990
10.	2,411	Donovan Porterie	2009

SEASON TOUCHDOWN PASSES


	Tds	Player	Year
1.	24	Graham Leigh	1997
2.	22	Jeremy Leach	1989
	22	Stoney Case	1994
4.	21	Steve Myer	1975
5.	18	Stoney Case	1992
	18	Graham Leigh	1998
7.	17	Barry Garrison	1987
	17	Stoney Case	1993
9.	15	David Osborn	1982
	15	Donovan Porterie	2007

SEASON PASS EFFICIENCY (100 attempts)

	Eff.	Player	Year
1.	153.6	Graham Leigh	1997
2.	150.5	Donald Sellers	1995
3.	141.6	Ned James	1986
4.	140.2	Stoney Case	1993
5.	139.1	Donald Sellers	1996
6.	135.5	B.R. Holbrook	2011
7.	134.3	Kole McKamey	2005
8.	133.9	Buddy Funck	1984
9.	133.1	Cole Gautsche	2013
10.	132.9	Stoney Case	1994

CAREER COMPLETIONS

	Com.	Player	Years
1.	735	Jeremy Leach	1988-91
2.	677	Stoney Case	1991-94
3.	614	Donovan Porterie	2006-09
4.	434	Casey Kelly	2000-03
5.	367	Graham Leigh	1996-98
6.	295	Steve Myer	1974-75
7.	293	Barry Garrison	1984-87
8.	285	B.R. Holbrook	2009-12
9.	279	Kole McKamey	2003-06
10.	278	Donald Sellers	1995-96



Donald Seller's has two of UNM's four single-seasons of better than a 60% completion percentage and he is the only QB in school history with a career completion percentage over 60% at 61.6%.

CAREER COMPLETION PERCENTAGE (275 COMPS.)

	Pct.	Player	Years
1.	.616	Donald Sellers (278-451)	1995-96
2.	.580	Donovan Porterie (614-1,058)	2006-09
3.	.569	B.R. Holbrook (285-501)	2009-12
4.	.566	Barry Garrison (293-518)	1987
5.	.559	Graham Leigh (367-657)	1996-98
6.	.552	Kole McKamey (279-505)	2003-06
7.	.547	Stoney Case (677-1,237)	1991-94
8.	.537	Steve Myer (295-549)	1974-75
9.	.530	Casey Kelly (434-819)	2000-03

CAREER YARDAGE

	Yds.	Player	Years
1.	9,460	Stoney Case	1991-94
2.	9,382	Jeremy Leach	1988-91
3.	6,756	Donovan Porterie	2006-09
4.	5,686	Casey Kelly	2000-03
5.	4,979	Graham Leigh	1996-98
6.	3,890	Billy Rucker	1983-86
7.	3,741	Donald Sellers	1995-96
8.	3,604	Steve Myer	1974-75
9.	3,364	Brad Wright	1977-80
10.	3,359	Kole McKamey	2003-06



Individual Passing Records

CAREER TOUCHDOWN PASSES

	TDs	Player	Years
1.	67	Stoney Case	1991-94
2.	49	Jeremy Leach	1988-91
3.	42	Graham Leigh	1996-98
4.	36	Casey Kelly	2000-03
5.	33	Donovan Porterie	2006-09
6.	28	Steve Myer	1974-75
7.	24	David Osborn	1979-82
8.	22	Noel Mazzone	1975-78
9.	21	Donald Sellers	1995-96
	21	Kole McKamey	2003-06

CAREER PASS EFFICIENCY (200 attempts)

	Eff.	Player	Years
1.	144.0	Donald Sellers	1995-96
2.	132.6	Graham Leigh	1996-98
3.	130.6	Stoney Case	1991-94
4.	127.5	Ned James	1985-86
5.	124.9	Lamar Jordan	2014-17
6.	124.2	Billy Rucker	1983-86
7.	119.9	Buddy Funck	1982-84
8.	119.8	Tevaka Tuioi	2017-20
9.	118.7	Casey Kelly	2000-03
10.	117.6	Steve Myer	1974-75

MOST YARDS PASSING IN A GAME

	Yds.	Player	Year
1.	622	Jeremy Leach vs. Utah	11/11/1989
2.	490	Billy Rucker vs. San Diego State	9/27/1986
3.	458	Billy Rucker vs. Wyoming	11/16/1985
4.	452	Brad Wright vs. Texas Tech	10/14/1978
5.	427	Jeremy Leach vs. Hawai'i	9/14/1991
6.	408	Barry Garrison vs. Hawai'i	10/10/1987
	408	Casey Kelly vs. UNLV	11/1/2003
8.	406	Ned James vs. Wyoming	11/1/1986
9.	403	Stoney Case vs. TCU	9/10/1994
10.	393	Stoney Case vs. Air Force	11/2/1991
11.	390	Jeremy Leach vs. New Mexico State	9/14/1988
12.	385	Jeremy Leach vs. Akron	9/24/1988
13.	381	Terry Wilson vs. New Mexico State	9/11/2020
14.	376	Jeremy Leach vs. San Diego State	11/4/1989
	376	Terry Stone vs. BYU	9/23/1967
16.	375	Stoney Case vs. BYU	9/24/1994
	375	Barry Garrison vs. Utah	9/5/1987
18.	370	Jeremy Leach vs. Tulsa	9/23/1989
19.	368	Barry Garrison vs. BYU	9/26/1987
20.	365	Jeremy Leach vs. Texas Tech	9/16/1989
21.	363	Stoney Case vs. Colorado State	10/1/1994
22.	359	Graham Leigh vs. San Diego State	10/17/1998
23.	358	Billy Rucker vs. New Mexico State	9/14/1985
24.	355	Tevaka Tuioi vs. New Mexico State	9/21/2019
25.	354	Donovan Porterie vs. Nevada	12/22/2007



Isaiah Chavez nearly had a perfect day, completing 10-of-11 passes in a 14-3 victory over Wyoming in 2021, and that 90.9% completion percentage is the best ever in any game for a Lobo quarterback.

SINGLE GAME COMPLETION PERCENTAGE (Min. 10 Comps.)

	PCT.	Player	Year
1.	.909	Isaiah Chavez (10-11) at Wyoming	10/23/2021
2.	.846	Donovan Porterie (11-13) at Tulsa	9/20/2008
3.	.833	Austin Apodaca (10-12) at Nevada	10/10/2015
4.	.800	Rudy Caamano (12-15) No. Ariz.	9/23/2000
5.	.778	Isaiah Chavez (14-18) vs. Fresno State	12/12/2020
6.	.769	Terry Wilson (20-26) Houston Baptist	9/2/2021
	.769	Donald Sellers (20-26) at SMU	10/26/1996
7.	.765	Donovan Porterie (13-17) Arizona	9/13/2008
	.760	Graham Leigh (19-25) UTEP	10/10/1998
	.750	Ned James (18-24) Tulsa	11/8/1986
	.750	Eric Jaworsky (12-16) Northern Arizona	9/18/1999
8.	.750	Casey Kelly (12-16) Weber State	8/31/2002
9.	.750	Casey Kelly (12-16) Texas State	8/30/2002
10.	.750	Austin Apodaca (12-16) South Dakota	9/1/2016

SINGLE GAME COMPLETIONS

	Att.	Player	Year
1.	41	Jeremy Leach at Utah	11/11/1989
2.	33	Billy Garrison vs. San Diego State	9/27/1986
3.	32	Jeremy Leach at Tulsa	9/23/1989
4.	30	Barry Garrison at Utah	9/5/1987
	30	Barry Garrison at Arizona	9/19/1987
	30	Donovan Porterie at Texas Tech	10/3/2009
	30	B.R. Holbrook vs. Texas Tech	9/11/2010
8.	29	Barry Garrison at San Diego State	11/21/1987
	29	Barry Garrison at Colorado State	10/24/1987
	29	Stoney Case vs. Colorado State	10/1/1994
	29	Donovan Porterie at Arizona	9/15/2007
	29	Donovan Porterie at Texas A&M	9/5/2009
13.	28	Barry Garrison at Arkansas	11/28/1987
	28	Barry Garrison vs. Hawai'i	10/10/1987
	28	Jeremy Leach at Akron	9/24/1988
	28	Jeremy Leach at San Diego State	11/4/1989
	28	Donovan Porterie vs. BYU	11/14/2009
18.	27	Ned James at Wyoming	11/1/1986
	27	Jeremy Leach at New Mexico State	9/10/1988
	27	Donovan Porterie at San Diego State	10/31/2009
21.	26	Terry Stone vs. BYU	9/23/1967
	26	Terry Stone vs. UTEP	10/27/1967
	26	Steve Myer at Arizona	10/25/1975
	26	Jeremy Leach at Colorado State	11/12/1988
	26	Jeremy Leach at Florida	10/21/1989
	26	Jeremy Leach vs. Wyoming	10/28/1989
	26	Donovan Porterie at Wyoming	10/10/2009
	26	Terry Wilson vs. New Mexico State	9/11/2021

SINGLE GAME ATTEMPTS

	Comp.	Player	Year
1.	68	Jeremy Leach at Utah	11/11/1989
2.	59	Barry Garrison at Arkansas	11/28/1987
3.	58	Barry Garrison at Arizona	9/19/1987
4.	56	Donovan Porterie at Texas Tech	10/3/2009
5.	55	Billy Rucker vs. San Diego State	9/27/1986
6.	54	Jeremy Leach at San Diego State	11/4/1989
	54	Jeremy Leach vs. Texas Tech	9/22/1990
8.	53	Terry Stone vs. Utah	10/7/1967
	53	Jeremy Leach at New Mexico State	9/10/1988
10.	52	Jeremy Leach at Tulsa	9/23/1989
	52	Donovan Porterie at San Diego State	10/31/2009
12.	50	Terry Stone vs. BYU	9/23/1967
	50	Jeremy Leach vs. Wyoming	10/28/1989
	50	B.R. Holbrook vs. Texas Tech	9/11/2010
15.	49	Jeremy Leach vs. Arizona	9/15/1990
16.	48	Robin Gabriel at UNLV	9/12/1981
	48	Barry Garrison at San Diego State	11/21/1987
	48	Barry Garrison vs. Hawai'i	10/10/1987
19.	47	Ned James at Wyoming	11/1/1986
	47	Stoney Case at Colorado State	11/16/1991
21.	46	Billy Rucker at San Diego State	11/23/1985

22.	44	Terry Stone at Iowa State	9/30/1967
	44	Robin Gabriel at San Diego State	11/22/1980
	44	Barry Garrison at Arizona	9/16/1987
	44	Jeremy Leach at Texas Tech	9/16/1989
	44	Barry Garrison at Utah	9/5/1987
	44	Jeremy Leach at Kansas State	9/29/1990
	44	Donovan Porterie vs. BYU	11/14/2009

LONGEST PASS PLAYS

No.	Player	Year
98	Al Owens from Barry Garrison vs. BYU	9/26/1987
92	Delane Hart-Johnson from Lamar Jordan vs. Arizona	12/19/2015
89	Emilio Vallez from Rick Beitler vs. Arizona	10/8/1966
88	Sam Scarbee from Terry Stone vs. UTEP	9/21/1968
87	Martinez Williams from Graham Leigh vs. San Diego State	10/17/1998
86	Delane Hart-Johnson from Lamar Jordan vs. Utah State	11/7/2015
85	Dwight Counter from Casey Kelly vs. CSU	11/17/2001
84	Herb Bradford from Jim Cromartie vs. UTEP	10/7/1961
84	Tori Brown from Billy Rucker vs. NMSU	9/14/1985
84	Turhon O'Bannon from Stoney Case vs. TCU	9/11/1993
82	Eric Morgan from Jeremy Leach vs. Wyoming	10/28/1989
81	Delane Hart-Johnson from Austin Apodaca at Boise State	11/14/2015
81	Chris Hernandez from Brad Gruner vs. TCU	8/30/2008
80	W.B. Calland from Cecil Sapanski vs. Texas Tech	11/18/1944
80	Ricky Martin from Brad Wright vs. Texas Tech	10/14/1978
80	Keith Magee from Brad Wright vs. NMSU	9/27/1980
80	Dwight Counter from Casey Kelly vs. Utah	10/26/2002
80	Deon Long from B.R. Holbrook vs. UNLV	11/12/2011

YEAR-BY-YEAR LEADERS

Year	Player	Comp.	Att.	Yds.	TDs
1946	Bryan Brock	11	27	326	3
1947	Bryan Brock	26	86	488	4
1948	Jerry McKown	20	51	342	3
1949	Herbie Hughes	14	33	176	3
1950	Milton Price	49	114	520	4
1951	Chuck Hill	31	60	359	2
1952	Bobby Arnett	13	37	195	1
1953	Bob Burns	10	24	127	1
1954	Jerry Lott	19	45	271	0
1955	Jerry Lott	34	74	422	2
1956	Jerry Lott	19	41	281	1
1957	Chuck Roberts	22	47	305	3
1958	Chuck Roberts	19	53	337	6
1959	George Friberg	26	68	361	3
1960	Jim Cromartie	30	57	343	4
1961	Jim Cromartie	28	60	533	4
1962	Jim Cromartie	12	33	245	1
1963	Stan Quintana	15	32	221	1
1964	Stan Quintana	45	86	794	3
1965	Stan Quintana	29	96	444	0
1966	Rick Beitler	67	162	763	4
1967	Terry Stone	160	336	1,946	9
1968	Terry Stone	58	147	769	4
1969	Rocky Long	61	125	865	4
1970	Rocky Long	48	115	649	2
1971	Rocky Long	54	105	876	4
1972	Bruce Boone	35	103	540	2
1973	Don Woods	52	124	869	5
1974	Steve Myer	105	196	1,103	7
1975	Steve Myer	190	353	2,501	21
1976	Noel Mazzone	89	188	1,427	8
1977	Noel Mazzone	77	159	1,085	12
1978	Brad Wright	126	251	1,925	9
1979	Casey Miller	42	82	555	1
1980	Robin Gabriel	75	170	1,083	6
1981	Robin Gabriel	123	277	1,783	8
1982	David Osborn	105	216	1,609	15
1983	Buddy Funck	110	204	1,521	5
1984	Buddy Funck	52	106	922	8
1985	Billy Rucker	134	268	2,475	10



Passing//All-Time 300-Yard Passing Games

Year	Player	Yds.	Opponent	Rank	Year	Player	Yds.	Opponent	Rank
1986	Ned James	125	215	1,777	14	1.	376	Terry Stone vs. BYU	9/23/1967
1987	Barry Garrison	277	489	3,163	17	2.	323	Terry Stone vs. Utah	10/7/1967
1988	Jeremy Leach	165	323	1,986	10	3.	351	Steve Myer at Arizona	10/25/1975
1989	Jeremy Leach	282	511	3,573	22	4.	452	Brad Wright vs. Texas Tech	10/14/1978
1990	Jeremy Leach	180	380	2,428	12	5.	333	Robin Gabriel at UTEP	10/25/1980
1991	Stoney Case	103	216	1,564	10	6.	341	Robin Gabriel at Texas Tech	9/12/1981
1992	Stoney Case	164	308	2,289	18	7.	358	Billy Rucker vs. New Mexico State	9/14/1985
1993	Stoney Case	177	304	2,490	17	8.	332	Billy Rucker at Utah	11/9/1985
1994	Stoney Case	233	409	3,117	22	9.	458	Billy Rucker vs. Wyoming	11/16/1985
1995	Donald Sellers	121	195	1,693	11	10.	307	Billy Rucker at San Diego State	11/23/1985
1996	Donald Sellers	157	256	2,048	10	11.	490	Billy Rucker vs. San Diego State	9/27/1986
1997	Graham Leigh	166	276	2,318	24	12.	406	Ned James vs. Wyoming	11/1/1986
1998	Graham Leigh	198	276	2,608	18	13.	311	Ned James at Colorado State	11/15/1986
1999	Sean Stein	141	272	1,584	11	14.	390	Jeremy Leach vs. New Mexico State	9/10/1988
2000	Rudy Caamano	107	192	1,270	11	15.	385	Jeremy Leach vs. Akron	9/24/1988
2001	Casey Kelly	107	228	1,559	8	16.	375	Barry Garrison vs. Utah	9/5/1987
2002	Casey Kelly	181	314	1,904	14	17.	311	Barry Garrison at Arizona	9/19/1987
2003	Casey Kelly	146	274	2,223	14	18.	368	Barry Garrison vs. BYU	9/26/1987
2004	Kole McKamey	103	210	1,272	6	19.	408	Barry Garrison vs. Hawai'i	10/10/1987
2005	Kole McKamey	144	231	1,682	13	20.	305	Barry Garrison at San Diego State	11/21/1987
2006	Chris Nelson	112	216	1,435	12	21.	345	Barry Garrison at Arkansas	11/28/1987
2007	Donovan Porterie	244	418	3,006	15	22.	365	Jeremy Leach vs. Texas Tech	9/16/1989
2008	Brad Gruner	99	184	1,037	3	23.	370	Jeremy Leach vs. Tulsa	9/23/1989
2009	Donovan Porterie	249	432	2,411	12	24.	343	Jeremy Leach vs. Wyoming	10/28/1989
2010	B.R. Holbrook	63	119	619	2	25.	376	Jeremy Leach vs. San Diego State	11/4/1989
2011	B.R. Holbrook	141	236	1,490	4	26.	622	Jeremy Leach vs. Utah	11/11/1989
2012	B.R. Holbrook	62	112	647	2	27.	300	Jeremy Leach at New Mexico State	9/1/1990
2013	Clayton Mitchem	48	81	661	1	28.	323	Jeremy Leach at Fresno State	9/8/1990
2014	Lamar Jordan	59	112	895	6	29.	349	Jeremy Leach vs. Texas Tech	9/22/1990
2015	Lamar Jordan	61	118	1,045	5	30.	427	Jeremy Leach vs. Hawai'i	9/14/1991
2016	Lamar Jordan	49	75	681	6	31.	351	Stoney Case vs. BYU	10/26/1991
2017	Tevaka Tuioti	57	118	705	4	32.	393	Stoney Case vs. Air Force	11/2/1991
2018	Sheriron Jones	102	187	1,417	13	33.	328	Stoney Case at Colorado State	11/16/1991
2019	Tevaka Tuioti	102	195	1,460	7	34.	316	Stoney Case at New Mexico State	9/12/1992
2020	Trae Hall	53	101	518	0	35.	316	Stoney Case vs. UTEP	11/14/1992
2021	Terry Wilson	101	174	1,058	7	36.	310	Stoney Case vs. BYU	9/4/1993
						37.	307	Stoney Case at TCU	9/11/1993
						38.	310	Stoney Case at Utah	10/9/1993
						39.	403	Stoney Case vs. TCU	9/10/1994
						40.	375	Stoney Case vs. BYU	9/24/1994
						41.	363	Stoney Case vs. Colorado State	10/1/1994
						42.	351	Donald Sellers at San Diego State	11/4/1995
						43.	333	Donald Sellers vs. San Diego State	10/19/1996
						44.	317	Graham Leigh vs. Rice	10/18/1997
						45.	316	Graham Leigh vs. UTEP	10/10/1998
						46.	359	Graham Leigh vs. San Diego State	10/17/1998
						47.	300	Sean Stein vs. Air Force	11/27/1999
						48.	324	Casey Kelly vs. Air Force	10/27/2001
						49.	349	Casey Kelly at Texas Tech	9/6/2003
						50.	408	Casey Kelly vs. UNLV	11/1/2003
						51.	350	Donovan Porterie vs. Utah	10/19/2006
						52.	342	Donovan Porterie vs. New Mexico St.	9/8/2007
						53.	327	Donovan Porterie at Arizona State	9/15/2007
						54.	354	Donovan Porterie vs. Nevada	12/22/2007
						55.	316	Donovan Porterie at Texas Tech	10/3/2009
						56.	323	B.R. Holbrook vs. Texas Tech	9/11/2010
						57.	327	Tevaka Tuioti vs. Incarnate Word	9/1/2018
						58.	312	Sheriron Jones vs. Liberty	9/29/2018
						59.	355	Tevaka Tuioti vs. New Mexico State	9/21/2019
						60.	381	Terry Wilson vs. New Mexico State	9/11/2021

TOTAL 300-YARD GAMES	
1.	Jeremy Leach 11
	Stoney Case 11
3.	Barry Garrison 6
4.	Billy Rucker 5
	Donovan Porterie 5
6.	Graham Leigh 3
	Casey Kelly 3
8.	Terry Stone 2
	Robin Gabriel 2
	Ned James 2
	Donald Sellers 2
	Tevaka Tuioti 2
13.	Steve Myer 1
	Brad Wright 1
	Sean Stein 1
	B.R. Holbrook 1
	Sheriron Jones 1
	Terry Wilson 1



Receiving Records

RECEPTIONS

	Rec.	Player	Year
Game	17	Emilio Vallez vs. UTEP	10/27/1967
Season	91	Marcus Smith	2007
Career	263	Terance Mathis	1985-87, '89

YARDS

	Yds.	Player	Year
Game	257	Emilio Vallez vs. UTEP	10/27/1967
Season	1,315	Terance Mathis	1989
Career	4,254	Terance Mathis	1985-87, '89

TOUCHDOWNS

	TDs	Player	Year
Game	3	Ricky Martin vs. Utah	11/8/1980
	3	Terance Mathis vs. Colorado State	11/15/1986
	3	Mike Henderson vs. BYU	10/27/1990
	3	Zack Wesley vs. BYU	9/24/1994
	3	Pascal Volz vs. Rice	10/18/1997
	3	Pascal Volz vs. TCU	11/1/1997
	3	Hank Baskett vs. Missouri	9/10/2005
	3	Marcus Smith vs. New Mexico State	9/9/2006
	3	Deon Long vs. Sam Houston State	9/24/2011
Season	13	Terance Mathis	1989
	13	Pascal Volz	1997
Career	36	Terance Mathis	1985-87, '89

CONSECUTIVE GAMES CATCHING A PASS

46, Carl Winston, 1990-93 (NCAA record at the time)

CONSECUTIVE 100-YARD GAMES

5, Terance Mathis, 1987

4, Pascal Volz, 1997

CONSECUTIVE GAMES, TD RECEPTION

7, Carl Winston, 1991

SINGLE GAME RECEPTIONS

	Rec.	Player	Year
1.	17	Emilio Vallez vs. UTEP	10/27/1967
2.	16	Terance Mathis vs. Utah	11/11/1989
3.	14	Ace Hendricks vs. Utah	10/7/1967
	14	Terance Mathis vs. Arkansas	11/28/1987
	14	Shane Hall vs. Wyoming	11/7/1987
	14	Ace Hendricks vs. Utah	10/7/1967
6.	13	Ty Kirk vs. New Mexico State	10/1/2011
7.	12	Eric Morgan vs. New Mexico State	9/1/1990
	12	Kano Brown vs. San Diego State	11/4/1989
	12	Terance Mathis vs. San Diego St.	9/27/1986
10.	11	Ace Hendricks at BYU	9/23/1967
	11	Terance Mathis at Wyoming	11/1/1986
	11	Terance Mathis at Texas Tech	9/16/1989
	11	Eric Morgan vs. Texas Tech	9/22/1990
	11	Carl Winston vs. BYU	10/26/1991
	11	Carl Winston at Colorado State	11/16/1991
	11	Hank Baskett vs. BYU	9/24/2011
	11	Marcus Smith at UTEP	9/1/2007
	11	Marcus Smith at Arizona	9/15/2007



Emilio Vallez caught 17 passes against UTEP in 1967 for 257 yards, and both numbers still hold up as school records.

SINGLE GAME YARDAGE

	Yds.	Player	Year
1.	257	Emilio Vallez vs. UTEP	10/27/1967
2.	252	Terance Mathis vs. Utah	11/11/1989
3.	238	Terance Mathis vs. Wyoming	11/1/1986
4.	214	Terance Mathis vs. Arkansas	11/28/1987
5.	209	Hank Baskett vs. Missouri	9/10/2005
	209	Deon Long vs. Sam Houston State	9/24/2011
7.	195	Ace Hendricks vs. BYU	9/23/1967
8.	191	Terance Mathis vs. Utah	9/5/1987
9.	188	Terance Mathis vs. San Diego St.	9/27/1986
10.	187	Terance Mathis vs. Texas Tech	9/16/1989
11.	179	Marcus Smith at New Mexico St.	9/9/2006
12.	175	Germany Thompson vs. Utah State	9/12/1998
13.	172	Martinez Williams vs. Fresno State	10/31/1998
14.	171	Dwight Counter vs. UNLV	11/1/2003
15.	168	Pascal Volz at TCU	11/1/1997
16.	165	Hank Baskett vs. Washington St.	9/3/2004
17.	164	Marcus Smith at Arizona	9/15/2007
18.	157	Pascal Volz at San Diego State	10/11/1997
19.	155	Martinez Williams vs. San Diego State	10/17/1998
20.	154	Travis Brown vs. Utah	10/19/2006



Marcus Smith's 91 receptions topped the previous mark of 87 by Terance Mathis, a record that had stood for 18 seasons.

SEASON RECEPTIONS

	Rec.	Player	Year
1.	91	Marcus Smith	2007
2.	88	Terance Mathis	1989
3.	80	Eric Morgan	1990
4.	76	Carl Winston	1991
	76	Travis Brown	2007
6.	73	Terance Mathis	1987
7.	69	Pascal Volz	1997
8.	67	Ace Hendricks	1967
	67	Hank Baskett	2005
10.	66	Shane Hall	1987
11.	64	Travis Brown	2006
12.	54	Hank Baskett	2004
13.	53	Marcus Smith	2006
14.	47	Ty Kirk	2011
	47	Deon Long	2011

SEASON RECEPTION YARDAGE

	Yds.	Player	Year
1.	1,315	Terance Mathis	1989
2.	1,229	Pascal Volz	1997
3.	1,177	Carl Winston	1991
4.	1,132	Terance Mathis	1987
5.	1,125	Marcus Smith	2007
6.	1,094	Ace Hendricks	1967
7.	1,071	Hank Baskett	2005
8.	1,043	Eric Morgan	1990
9.	1,031	Travis Brown	2007
10.	962	Preston Dennard	1975
11.	908	Hank Baskett	2004
12.	867	Travis Brown	2006

13.	859	Marcus Smith	2006
14.	809	Deon Long	2011
15.	776	Dwight Counter	2003



Pascale Volz caught 13 touchdowns passes in 1997 to tie Terance Mathis' school record. He is the only player other than Mathis with double-digit receiving touchdowns in a season.

SEASON TOUCHDOWNS

	TDs	Player	Year
1.	13	Pascal Volz	1997
	13	Terance Mathis	1989
3.	10	Terance Mathis	1986
4.	9	Don Black	1958
	9	Mike Henderson	1990
	9	Hank Baskett	2005
	9	Marcus Smith	2006
8.	8	Terance Mathis	1987
	8	Ricky Martin	1980
10.	7	Carl Winston	1991
	7	Martinez Williams	1998

CAREER RECEPTIONS

	Rec.	Player	Years
1.	263	Terance Mathis	1985-87, '89
2.	202	Carl Winston	1990-93
3.	182	Travis Brown	2004-07
4.	153	Marcus Smith	2004-07
5.	142	Preston Dennard	1974-77
6.	141	Mike Henderson	1987-90
7.	140	Hank Baskett	2002-05
8.	136	Eric Morgan	1989-90
9.	134	Ty Kirk	2009-12
10.	122	Dwight Counter	2000-03
11.	97	Keith McGee	1979-82
12.	94	Shane Hall	1985-87
13.	92	DonTrell Moore	2002-05
14.	91	Zack Wesley	1991-94
15.	85	Ace Hendricks	1966-68
	85	Bryant Williams	2008-10

CAREER RECEPTION YARDAGE

	Yds.	Player	Years
1.	4,254	Terance Mathis	1985-87, '89
2.	2,972	Carl Winston	1990-93
3.	2,288	Hank Baskett	2002-05
4.	2,257	Preston Dennard	1974-77
5.	2,192	Travis Brown	2004-07
6.	2,101	Dwight Counter	2000-03
7.	2,073	Marcus Smith	2004-07
8.	1,927	Mike Henderson	1987-90
9.	1,806	Eric Morgan	1989-90
10.	1,798	Ricky Martin	1976-80
11.	1,690	Keith McGee	1979-82
12.	1,508	Derwin Williams	1980-83
13.	1,480	Ty Kirk	2009-12
14.	1,425	Manley Woods	1990-94
15.	1,402	Martinez Williams	1996-99



Receiving Records



Terance Maathis left UNM as the NCAA's all-time leading receiver, and his 36 touchdown receptions is still more than double the output of any other lobo receiver in school history.

CAREER TOUCHDOWNS

	TDs	Player	Years
1.	36	Terance Mathis	1985-87, '89
2.	17	Hank Baskett	2002-05
3.	16	Ricky Martin	1977-80
	16	Preston Dennard	1974-77
5.	14	Carl Winston	1990-93
	14	Dwight Counter	2000-03
7.	13	Pascal Volz	1996-97
	13	Marcus Smith	2004-07
9.	12	Eric Morgan	1989-90
	12	Mike Henderson	1987-90
	12	Travis Brown	2004-07

YEAR-BY-YEAR LEADERS

Year	Player	No.	Yds.	TD
1946	Lou Cullen	7	230	3
1947	Rudy Camunez	9	162	2
1948	Bill Speer	10	134	0
1949	Bill Speer	10	82	2
1950	Chuck Hill	19	321	2

1951	Dick Brett	26	276	3
1952	Dick Brett	15	205	2
1953	Ray Guerette	11	147	1
1954	Ray Guerette	8	136	2
1955	Dick Drake	14	174	0
1956	John Barefoot	6	156	3
1957	Don Perkins	10	162	0
1958	Don Black	14	303	9
1959	Don Perkins	8	226	3
1960	Bobby Santiago	11	187	1
1961	Larry Jasper	5	161	2
1962	George Heard	6	255	1
1963	Claude Ward	7	181	2
1964	Gary Plumlee	19	316	1
1965	Woody Dame	11	198	0
1966	Sherman Seiders	27	351	2
1967	Ace Hendricks	67	1,094	6
1968	Bob Fowler	26	265	0
1969	John Stewart	19	391	2
1970	Fred Henry	10	73	0
1971	Ken Smith	17	281	1
1972	Ken Smith	24	382	2
1973	Paul Labarrere	16	374	3
1974	Pete Robison	20	236	2
1975	Preston Dennard	59	962	6
1976	Preston Dennard	42	783	5
1977	Preston Dennard	26	341	4
1978	Ricky Martin	21	594	5
	Chris Combs	21	322	1
1979	Jimmy Sayers	19	145	0
1980	Ricky Martin	43	850	8
1981	Keith Magee	44	706	3
1982	Keith Magee	39	641	5
1983	Derwin Williams	37	677	5
1984	Kenneth Whitehead	34	713	4
1985	Terance Mathis	49	852	5
1986	Terance Mathis	53	955	10
1987	Terance Mathis	73	1,132	8
1988	Al Owens	49	774	5
1989	Terance Mathis	88	1,315	13
1990	Eric Morgan	80	1,043	6
1991	Carl Winston	76	1,177	7
1992	Carl Winston	34	389	1
1993	Carl Winston	50	766	4
1994	Gavin Pearlman	52	866	2
1995	Steve Pagador	33	492	2
1996	Larry Brown	38	518	0
1997	Pascal Volz	69	1,229	13
1998	Martinez Williams	49	760	7
1999	Martinez Williams	60	609	0
2000	Ted Iacenda	28	257	2
2001	Dwight Counter	43	774	4
2002	Dwight Counter	36	413	3
2003	Adrian Boyd	41	581	3
2004	Hank Baskett	54	908	3
2005	Hank Baskett	67	1,071	9
2006	Travis Brown	64	867	4
2007	Marcus Smith	91	1,125	4
2008	Bryant Williams	36	272	1
2009	Ty Kirk	36	427	2
2010	Ty Kirk	38	477	2
2011	Deon Long	47	809	4
	Ty Kirk	47	376	0
2012	Lamaar Thomas	15	165	1
2013	Jeric Magnant	19	294	1
	Marquis Bundy	19	261	2
2014	Jeric Magnant	16	184	1
2015	Dameon Gamblin	35	424	2
2016	Dameon Gamblin	23	254	3
2017	Jay Griffin IV	29	393	4
2018	Delane Hart-Johnson	33	507	5
2019	Jordan Kress	28	530	6
2020	Mannie Logan-Greene	30	277	0
2021	Luke Wysong	24	224	0





All-Time 100-Yard Receivers (since 1959)

1. 100 Don Perkins at Utah State 10/10/1959	71. 131 Mike Henderson at Fresno State 9/8/1990	142. 119 Travis Brown at San Diego State 10/20/2007
2. 102 Gary Plumlee vs. New Mexico State 10/24/1964	72. 138 Carl Winston vs. Texas Tech 9/22/1990	143. 130 Marcus Smith vs. UNLV 11/24/2007
3. 145 Emilio Vallez vs. Arizona 10/8/1966	73. 102 Carl Winston at Kansas State 9/29/1990	144. 120 Travis Brown vs. Nevada 12/22/2007
4. 195 Ace Hendricks vs. BYU 9/23/1967	74. 126 Mike Henderson vs. UTEP 10/6/1990	145. 105 Ty Kirk vs. New Mexico State 9/26/2009
5. 126 Emilio Vallez vs. BYU 9/23/1967	75. 105 Mike Henderson at BYU 10/27/1990	146. 119 Ty Kirk vs. Texas Tech 9/11/2010
6. 103 Ace Hendricks at Iowa State 9/30/1967	76. 145 Eric Morgan vs. Utah 11/10/1990	147. 100 Lucas Reed (TE) vs. Wyoming 11/6/2010
7. 185 Ace Hendricks vs. Utah 10/7/1967	77. 143 Manley Woods at UTEP 8/31/1991	148. 139 Deon Long vs. Texas Tech 9/17/2011
8. 123 Ace Hendricks vs. Arizona State 10/14/1967	78. 133 Manley Woods at Hawai'i 9/14/1991	149. 209 Deon Long vs. Sam Houston State 9/24/2011
9. 108 Emilio Vallez vs. Arizona State 10/14/1967	79. 113 Manley Woods at San Diego State 10/12/1991	150. 108 Ty Kirk vs. at Wyoming 10/10/2012
10. 257 Emilio Vallez vs. Utah 10/27/1967	80. 156 Carl Winston at San Diego State 10/12/1991	151. 131 Dameon Gamblin vs. Tulsa 9/12/2015
11. 119 Sam Scarber (RB) at UTEP 9/21/1968	81. 115 Carl Winston vs. Wyoming 10/19/1991	152. 110 Jay Griffin IV at San Diego State 11/24/2017
12. 100 John Stewart at San Jose State 11/1/1969	82. 159 Carl Winston vs. BYU 10/26/1991	153. 122 Jordan Kress vs. New Mexico State 9/21/2019
13. 114 John Stewart at New Mexico State 11/22/1969	83. 126 Karnell Hollins vs. BYU 10/26/1991	154. 100 Jordan Kress vs. Hawai'i 10/26/2019
14. 101 George Anderson vs. Utah 11/10/1973	84. 133 Carl Winston vs. Air Force 11/2/1991	155. 106 Mannie Logan-Greene vs. New Mexico State 9/11/2021
15. 132 Gil Stewart at BYU 10/3/1975	85. 143 Carl Winston at Colorado State 11/16/1991	
16. 103 Keith Ellis vs. Arizona State 10/11/1975	86. 145 Greg Oliver at New Mexico State 9/12/1992	TOTAL 100-YARD GAMES
17. 101 Preston Dennard vs. Utah 10/18/1975	87. 116 Carl Winston vs. BYU 9/4/1993	1. Terance Mathis 15
18. 141 Preston Dennard at Arizona 10/25/1975	88. 120 Turhon O'Bannon at TCU 9/11/1993	2. Carl Winston 10
19. 143 Preston Dennard at San Jose State 11/8/1975	89. 111 Carl Winston at Fresno State 9/18/1993	3. Hank Baskett 8
20. 121 Preston Dennard vs. Wyoming 11/15/1975	90. 160 Carl Winston at Utah 10/9/1993	Travis Brown 8
21. 159 Preston Dennard at Wyoming 10/9/1976	91. 117 Gavin Pearlman at Texas Tech 9/3/1994	5. Pascal Volz 7
22. 114 Preston Dennard at Arizona State 10/23/1976	92. 128 Zack Wesley at BYU 9/17/1994	Preston Dennard 7
23. 184 Preston Dennard at Utah 11/6/1976	93. 123 Gavin Pearlman at Fresno State 10/29/1994	7. Dwight Counter 6
24. 107 Ricky Martin vs. Texas Tech 10/14/1982	94. 103 Gavin Pearlman vs. UTEP 11/19/1994	8. Eric Morgan 5
25. 132 Ricky Martin vs. BYU 9/6/1980	95. 138 Steve Pagador at San Diego State 11/4/1995	Marcus Smith 5
26. 120 Keith McGee vs. New Mexico State 9/27/1980	96. 143 Jeremy Banks vs. UCF 9/14/1996	Ricky Martin 5
27. 134 Ricky Martin vs. Colorado State 10/11/1980	97. 127 Larry Brown vs. TCU 9/28/1996	11. Ace Hendricks 4
28. 174 Ricky Martin at Utah 11/8/1980	98. 179 Jeremy Banks vs. San Diego State 10/19/1996	Emilio Vallez 4
29. 162 Ricky Martin at San Diego State 11/22/1980	99. 101 Pascal Volz vs. New Mexico State 9/6/1997	Martinez Williams 4
30. 120 Keith McGee at Texas Tech 9/18/1981	100. 111 Pascal Volz at Utah State 9/20/1997	14. Derwin Williams 3
31. 100 Keith McGee vs. Texas Tech 9/11/1982	101. 157 Pascal Volz at San Diego State 10/11/1997	Gavin Pearlman 3
32. 104 Derwin Williams at UTEP 11/6/1982	102. 149 Pascal Volz vs. Rice 10/18/1997	Keith McGee 3
33. 145 Derwin Williams at New Mexico State 9/24/1983	103. 119 Pascal Volz at Utah 10/25/1997	Kenneth Whitehead 3
34. 107 Kenneth Whitehead at BYU 10/15/1983	104. 168 Pascal Volz at TCU 11/1/1997	Kevin Burgess 3
35. 146 Derwin Williams vs. San Diego State 11/19/1983	105. 115 Pascal Volz vs. Tulsa 11/22/1997	Manley Woods 3
36. 127 Kenneth Whitehead at UTEP 9/29/1984	106. 116 Martinez Williams at New Mexico State 9/19/1998	Mike Henderson 3
37. 128 Kenneth Whitehead at Wyoming 10/20/1984	107. 155 Martinez Williams vs. San Diego State 10/17/1998	Tori Brown 3
38. 107 Mike Mazzella at Baylor 11/3/1984	108. 172 Martinez Williams vs. Fresno State 10/31/1998	Ty Kirk 3
39. 161 Terance Mathis at New Mexico State 9/14/1985	109. 175 Germany Thompson vs. Utah State 9/12/1999	24. Adrian Boyd 2
40. 117 Tori Brown at New Mexico State 9/14/1985	110. 104 Rob Caston vs. Air Force 11/27/1999	Al Owens 2
41. 107 Tori Brown vs. Air Force 9/28/1985	111. 110 Martinez Williams vs. Boise State 9/25/1999	Deon Long 2
42. 111 Terance Mathis vs. BYU 10/19/1985	112. 102 Germany Thompson vs. Northern Arizona 9/18/1999	Germany Thompson 2
43. 101 Terance Mathis at Utah 11/9/1985	113. 119 Dwight Counter at Baylor 9/22/2001	Jeremy Banks 2
44. 143 Kevin Burgess at Utah 11/9/1985	114. 107 Dwight Counter at Utah 9/29/2001	John Duff 2
45. 108 Tori Brown vs. Wyoming 11/16/1985	115. 135 Joe Manning vs. Air Force 10/27/2001	John Stewart 2
46. 184 Kevin Burgess vs. Wyoming 11/16/1985	116. 121 Dwight Counter vs. Colorado State 11/17/2001	Jordan Kress 2
47. 103 Kevin Burgess at San Diego State 11/23/1985	117. 104 Joe Manning at Utah State 10/19/2002	Ned James 2
48. 132 Ned James at San Diego State 11/23/1985	118. 100 Dwight Counter vs. Utah 10/26/2002	33. Dameon Gamblin 1
49. 188 Terance Mathis vs. San Diego State 9/27/1986	119. 100 Adrian Boyd (RB) at Washington State 9/20/2003	Don Perkins 1
50. 114 Glenn Rogers vs. San Diego State 9/27/1986	120. 106 Dwight Counter vs. Utah State 10/4/2003	Gary Plumlee 1
51. 108 Ned James vs. San Diego State 9/27/1986	121. 171 Dwight Counter vs. UNLV 11/1/2003	George Anderson 1
52. 238 Terance Mathis at Wyoming 11/1/1986	122. 103 Adrian Boyd (RB) vs. UNLV 11/1/2003	Gil Stewart 1
53. 191 Terance Mathis at Utah 9/5/1987	123. 165 Hank Baskett vs. Washington State 9/3/2004	Glenn Rogers 1
54. 108 Terance Mathis at New Mexico State 9/12/1987	124. 107 Hank Baskett at Air Force 10/9/2004	Greg Oliver 1
55. 102 John Duff at New Mexico State 9/12/1987	125. 125 Hank Baskett at BYU 11/13/2004	Jay Griffin IV 1
56. 160 Terance Mathis at Arizona 9/19/1987	126. 132 Hank Baskett vs. Navy (N) 12/30/2004	Joe Manning 1
57. 152 Terance Mathis vs. Hawai'i 10/10/1987	127. 209 Hank Baskett at Missouri 9/10/2005	Kano Ellis 1
58. 214 Terance Mathis at Arkansas 11/28/1987	128. 141 Hank Baskett BYU 10/8/2005	Karnell Hollins 1
59. 143 Al Owens at New Mexico State 9/10/1988	129. 141 Hank Baskett at San Diego State 10/22/2005	Keith Ellis 1
60. 138 Al Owens at Akron 9/24/1988	130. 135 Hank Baskett at Utah 11/12/2005	Larry Brown 1
61. 146 John Duff at Akron 9/24/1988	131. 179 Marcus Smith at New Mexico State 9/9/2006	Lucas Reed 1
62. 252 Terance Mathis at Utah 11/11/1989	132. 136 Marcus Smith vs. Utah 10/19/2006	Mannie Logan-Greene 1
63. 187 Terance Mathis at Texas Tech 9/16/1989	133. 154 Travis Brown vs. Utah 10/19/2006	Mike Mazzella 1
64. 101 Eric Morgan at Florida 10/21/1989	134. 116 Travis Brown at BYU 11/18/2006	Rob Caston 1
65. 124 Eric Morgan vs. Wyoming 10/28/1989	135. 128 Marcus Smith vs. New Mexico State 9/8/2007	Rodney Ferguson 1
66. 110 Terance Mathis vs. Wyoming 10/28/1989	136. 106 Travis Brown vs. New Mexico State 9/8/2007	Sam Scarber 1
67. 147 Terance Mathis at San Diego State 11/4/1989	137. 164 Marcus Smith at Arizona 9/15/2007	Steve Pagador 1
68. 138 Kano Brown at San Diego State 11/4/1989	138. 121 Travis Brown at Arizona 9/15/2007	Turhon O'Bannon 1
69. 252 Terance Mathis at Utah 11/11/1989	139. 115 Travis Brown vs. Sacramento State 9/22/2007	Zack Wesley 1
70. 152 Eric Morgan at New Mexico State 9/1/1990	140. 105 Rodney Ferguson (RB) vs. BYU 9/29/2007	
71. 146 Eric Morgan at Fresno State 9/8/1990	141. 118 Travis Brown at Wyoming 10/13/2007	



Team Total Offense Records

PLAYS

	Tot.		Year
Game	106	vs. Utah	11/11/1989
Season	977	by 1980 team	

YARDS

	Tot.		Year
Game	691	vs. Utah	11/11/1989
Season	5,939	by 2016 team	

AVERAGE

	Avg.		Year
Game	13.53	vs. Wyoming (51 plays, 690 yards)	11/26/2016
Season	6.85	by 2016 team (867 plays, 5,939 yards)	
Per Game, Season	472.0	by 1994 team	

FIRST DOWNS

	FDs		Year
Game	37	vs. San Diego State	9/27/1986
Season	300	by 1994 team	

MOST TOTAL OFFENSE, SINGLE GAME

	Yds	Opponent	Year
1.	691	Utah	11/11/1989
2.	690	Wyoming	11/26/2016
	690	San Diego State	9/27/1986
4.	680	Incarinate Word	9/1/2018
5.	663	New Mexico State	9/8/1984
6.	658	Northern Arizona	9/23/1950
7.	654	New Mexico State	10/23/1982
8.	648	Utah	9/26/1970
9.	645	UTEP	10/31/1971
	638	at Utah	9/26/1970
10.	633	Utah	10/25/2003
11.	630	Utah	11/9/1985
12.	628	New Mexico Highlands	9/29/1934
13.	622	ULM	10/22/2016
	622	Utah	11/6/1971
15.	620	Air Force	10/27/2001
16.	616	Wyoming	11/1/1986
	616	Northern Arizona	9/18/1999
18.	615	South Dakota	9/1/2016
19.	608	New Mexico State	10/5/2013
20.	599	at Utah	11/6/1976
21.	598	New Mexico State	9/21/2019
22.	597	at Arizona	10/25/1975

BEST TOTAL OFFENSE TEAMS (based on yards)

	Year	Games	Yards	Avg.
1.	2016	13	5,939	456.8
2.	1994	12	5,664	472.0
3.	1986	12	5,269	439.1
4.	2003	13	5,207	400.5
5.	1985	11	5,165	469.5
6.	1971	11	5,148	468.0
7.	2013	12	5,062	421.8
8.	2015	13	5,046	388.1
9.	1997	13	4,847	372.8
10.	2007	13	4,837	372.1

BEST TOTAL OFFENSE TEAMS (based on yards per game)

	Year	Games	Yards	Avg.
1.	1994	12	5,664	472.0
2.	1985	11	5,165	469.5
3.	1971	11	5,148	468.0
4.	2016	13	5,939	456.8
5.	1986	12	5,269	439.1
6.	1982	11	4,822	438.4
7.	1996	11	4,793	435.7
8.	2013	12	5,062	421.8
9.	1995	11	4,603	418.5
10.	1993	11	4,541	412.8

OPPONENT MOST TOTAL OFFENSE, SINGLE GAME

	Yds	Opponent	Year
1.	822	Fresno State	11/23/2013
2.	777	BYU	10/15/1983
3.	757	Fresno State	10/5/1991
4.	720	Oregon	9/4/2010
5.	708	Arizona State (at UNM)	10/6/1973
6.	704	Utah State	10/27/2018
7.	702	Texas Tech	9/15/2012
8.	698	Colorado State	11/22/2014
9.	695	Wyoming	10/20/1984
10.	691	Arizona	10/25/1969
11.	688	San Diego State (at UNM)	11/17/1990
12.	661	UNLV	9/12/1981
13.	659	BYU	10/26/1991
14.	658	Boise State (at UNM)	11/8/2014
15.	653	Air Force (at UNM)	11/14/1987
	653	BYU	11/18/2006
17.	649	Colorado State (at UNM)	11/16/2013
18.	638	Tulsa (at UNM)	11/8/1986
	638	Boise State	11/14/2015
20.	635	BYU	10/27/1979
21.	632	BYU	10/27/1990
	632	Arkansas	9/10/2011
23.	624	Texas Tech (at UNM)	9/17/2011
24.	623	Air Force	11/10/2018
25.	621	Arizona State (at UNM)	9/6/2014
26.	619	Northern Arizona (at UNM)	9/7/1996
27.	611	Air Force	10/1/1988
28.	607	Colorado State	10/20/1990
29.	606	TCU (at UNM)	9/10/1994
	606	Tulsa	9/20/2008
	606	Texas A&M	9/5/2009
32.	602	Arizona State	11/21/1970
	602	BYU (at UNM)	10/19/1985
34.	600	Fresno State (at UNM)	10/27/2012
	600	Tulsa (at UNM)	9/12/2015

OPPONENT BEST TOTAL OFFENSE TEAMS (based on yards)

	Year	Games	Yards	Avg.
1.	1991	12	6,295	524.6
2.	2014	12	6,223	518.6
3.	2013	12	6,199	516.6
4.	2011	12	5,905	492.1
5.	1994	12	5,854	487.8
6.	2019	12	5,828	485.7
7.	1986	12	5,807	483.9
8.	2012	13	5,774	444.2
9.	1988	12	5,772	481.0
10.	2015	13	5,689	437.6

OPPONENT TOTAL OFFENSE TEAMS (based on yards per game)

	Year	Games	Yards	Avg.
1.	1991	12	6,295	524.6
2.	2014	12	6,223	518.6
3.	2013	12	6,199	516.6
4.	2011	12	5,905	492.1
5.	1994	12	5,854	487.8
6.	2019	12	5,828	485.7
7.	1986	12	5,807	483.9
8.	1988	12	5,772	481.0
9.	2017	12	5,676	473.0
10.	2010	12	5,628	469.0

FEWEST TOTAL YARDS ALLOWED BY UNM

	Yds	Opponent	Year
1.	5	UTEP (at UNM)	10/1/1955
2.	45	Northern Arizona (at UNM)	9/21/1946
3.	61	New Mexico State (at UNM)	10/9/1948
4.	70	UTEP (at UNM)	11/12/1983
5.	73	Hawai'i	11/20/1964
6.	74	Mississippi Valley State (at UNM)	9/5/2015
7.	86	Northern Arizona (at UNM)	9/23/1950
8.	87	Denver	11/8/1952
9.	90	Colorado State	9/24/1955
10.	98	UTEP	10/6/1962
	98	UTEP (at UNM)	10/10/1981



Individual Total Offense Records

PLAYS				MOST WINS - STARTING QUARTERBACK - CAREER				1983 Buddy Funck				398 633 1,521 2,154			
	Tot.	Player	Year	QB	Wins	Years									
Game	77	Stoney Case vs. TCU (15 rush, 62 pass)	9/10/1994	1. Casey Kelly	19	2000-03	1984 Buddy Funck	247	526	922	1,448	1985 Billy Rucker	432	382	2,475 2,857
Season	590	Jeremy Leach (79 rush, 511 pass)	1989	2. Jim Cromartie	18	1960-62	1986 Ned James	365	527	1,777	2,304	1987 Barry Garrison	549	-98	3,163 3,065
Career	1,695	Jeremy Leach, (263 rush, 1,432 pass)	1988-91	3. Lamar Jordan	16	2014-17	1988 Jeremy Leach	411	-220	1,986	1,766	1989 Jeremy Leach	590	-210	3,573 3,363
				Rocky Long	16	1969-71	1990 Jeremy Leach	436	-204	2,428	2,224	1991 Stoney Case	272	60	1,564 1,624
				Stan Quintana	16	1963-65	1992 Stoney Case	422	270	2,289	2,559	1993 Stoney Case	430	329	2,490 2,819
				6. Stoney Case	15	1991-94	1994 Stoney Case	549	532	3,117	3,649	1995 Donald Sellers	329	494	1,693 2,187
				7. David Osborn	14	1979-82	1996 Donald Sellers	425	757	2,048	2,805	1997 Graham Leigh	411	528	2,318 2,846
				Donovan Porterie	14	2006-09	1998 Graham Leigh	487	296	2,608	2,904	1999 Sean Stein	340	0	1,584 1,584
				9. Kole McKamey	13	2003-06	2000 Rudy Caamano	301	86	1,270	1,356	2001 Casey Kelly	298	143	1,559 1,702
				10. Graham Leigh	12	1996-98	2002 Casey Kelly	430	225	1,904	2,129	2002 Casey Kelly	384	231	2,223 2,454
								2003 Casey Kelly	384	231	2,223 2,454	2004 Kole McKamey	338	416	1,272 1,688
												2005 Kole McKamey	350	429	1,682 2,111
												2006 Chris Nelson	256	-62	1,435 1,373
												2007 Donovan Porterie	476	-34	3,006 2,972
												2008 Brad Gruner	260	331	1,037 1,368
												2009 Donovan Porterie	518	-33	2,411 2,378
												2010 Stump Godfrey	204	287	553 840
												2011 B.R. Holbrook	296	93	1,490 1,583
												2012 Kasey Carrier	255	1,469	0 1,469
												2013 Cole Gautsche	196	777	639 1,416
												2014 Lamar Jordan	232	612	895 1,507
												2015 Lamar Jordan	265	807	1,045 1,852
												2016 Lamar Jordan	189	739	681 1,420
												2017 Lamar Jordan	171	345	604 949
												2018 Sheriron Jones	266	286	1,417 1,703
												2019 Tevaka Tuioti	247	262	1,460 1,722
												2020 Trae Hall	140	102	518 620
												2021 Terry Wilson	225	47	1,058 1,105

Individual All-Purpose Yardage Records



Terance Mathis owns two of the three best single seasons in terms of all-purpose yardage, and his 6,691 career yards is still the only time a Lobo has broken the 6,000-career yard mark for all-purpose yardage.

SEASON YARDS

	Rush	Rec.	PR	KOR	Total	Year
1. Terance Mathis	38	1,315	0	785	2,138	1989
2. Winslow Oliver	915	228	101	666	1,910	1995
3. Terance Mathis	36	1,132	16	677	1,861	1987
4. Marcus Smith	31	1,125	0	653	1,809	2007
5. Carlos Wiggins	237	163	0	1,303	1,703	2013
6. DonTrell Moore	1,298	371	0	0	1,669	2005
7. DonTrell Moore	1,450	149	0	27	1,626	2003
8. Chuck Hill	346	321	114	729	*1,564	1950
9. Kasey Carrier	1,469	75	0	0	1,544	2012
10. Rodney Ferguson	1,234	291	0	0	1,525	2006

* 54 yards on interceptions

CAREER YARDS

	Rush	Rec.	PR	KOR	Total	Year
1. Terance Mathis	329	4,254	115	1,993	6,691	'85-'87, '89
2. DonTrell Moore	4,973	857	35	82	5,947	2002-'05
3. Winslow Oliver	3,332	743	156	1,144	5,375	1992-95
4. Mike Williams	3,862	489	0	0	4,351	1975-78
5. Rodney Ferguson	3,564	667	0	0	4,231	2004-08
6. Kasey Carrier	3,233	331	0	422	3,986	2009-13
7. Fred Henry	2,935	193	0	647	3,775	1970-72
8. Marcus Smith	323	2,073	0	1,353	3,749	2004-07
9. Teriyon Gipson	3146	387	0	167	3,700	2013-16
10. Carlos Wiggins	496	560	58	2,248	3,595	2012-15



Deon Long did it all against Sam Houston State, and his 378 all-purpose yards topples Terance Mathis' previous record of 358 which had stood for over 21 years.

SINGLE GAME

	Yds.	Player	Rush	Rec.	PR	KR	Int.	Year
1.	378	Deon Long vs. Sam Houston State	2	209	2	165	0	9/24/2011
2.	358	Terance Mathis vs. San Diego State	12	147	0	199	0	11/17/1989
3.	343	Kasey Carrier vs. Air Force	338	5	0	0	0	10/20/2012
4.	332	Chuck Hill vs. West Texas State	26	91	0	215	0	10/14/1950
5.	300	Chuck Hill vs. Northern Arizona	162	34	33	17	54	9/23/1950
6.	289	Quincy Wright vs. Weber State	265	24	0	0	0	8/31/2002
7.	279	Terance Mathis vs. Utah	0	191	7	81	0	9/5/1987
8.	276	Mike Williams vs. UTEP	236	40	0	0	0	11/5/1977
9.	263	Winslow Oliver vs. TCU	165	67	0	31	0	9/11/1993
	263	Marcus Smith vs. UNLV	0	130	0	133	0	11/24/2007
	263	Carlos Wiggins vs. UNLV	119	57	0	87	0	9/28/2013

YEAR-BY-YEAR LEADERS

Year	Player	Rush	Rec.	Punt	KO	Int.	Total
1946	Lou Cullen	287	230	30	161	80	788
1947	Rudy Camunez	344	162	181	131	0	818
1948	Rudy Krall	756	0	0	27	6	789
1949	Chuck Hill	167	0	138	183	23	511
1950	Chuck Hill	346	321	114	729	54	1,564
1951	Chuck Hill	394	189	185	504	0	1,272
1952	Bobby Arnett	360	0	0	114	0	474
1953	Bobby Lee	624	26	252	185	10	1,097
1954	Joe Murphy	191	98	157	117	9	572
1955	Jerry Apodaca	224	15	69	248	59	615
1956	Phil Spear	625	20	2	71	0	718
1957	Don Perkins	744	162	16	70	0	992
1958	Don Perkins	621	161	56	177	0	1,015
1959	Don Perkins	636	226	77	520	0	1,459
1960	Bobby Santiago	596	187	85	310	25	1,203
1961	Bob Morgan	489	35	65	240	0	829
1962	Bobby Santiago	806	44	101	192	0	1,143
1963	Bucky Stallings	553	98	26	19	0	696
1964	Stan Quintana	455	0	65	0	172	692
1965	Carl Jackson	665	53	0	0	0	718
1966	Ron Romans	265	12	0	132	0	409
1967	Ace Hendricks	5	1,094	0	0	0	1,099
1968	David Bookert	872	3	0	270	0	1,145
1969	Rocky Long	450	0	168	289	0	907
1970	Sam Scarber	961	27	0	194	0	1,182
1971	Fred Henry	1,129	39	0	143	0	1,311
1972	Fred Henry	977	81	0	316	0	1,374
1973	Ben Turner	482	44	0	447	0	973
1974	Chester Goodson	247	31	0	385	0	663
1975	Preston Dennard	9	962	0	204	0	1,175
1976	Mike Williams	1,240	161	0	0	0	1,401
1977	Mike Williams	1,096	150	0	0	0	1,246
1978	Mike Williams	1,015	112	0	0	0	1,127
1979	Jimmy Sayers	696	145	0	205	0	1,046
1980	Ricky Martin	10	850	0	0	0	860
1981	Mike Carter	595	245	0	0	0	840
1982	Mike Carter	722	17	0	0	0	739
1983	Michael Johnson	739	27	0	0	0	766
1984	Willie Turrall	1,064	141	0	0	0	1,205
1985	Terance Mathis	150	852	46	422	0	1,470
1986	Terance Mathis	105	955	33	109	0	1,222
1987	Terance Mathis	36	1,132	16	677	0	1,861
1988	Andre Wooten	801	91	0	0	0	892
1989	Terance Mathis	38	1,315	0	785	0	2,138
1990	Eric Morgan	34	1,043	0	0	0	1,077
1991	Manley Woods	0	782	0	614	0	1,396
1992	Winslow Oliver	1,063	187	0	0	0	1,250
1993	Winslow Oliver	648	130	0	180	0	958
1994	Winslow Oliver	706	198	55	298	0	1,257
1995	Winslow Oliver	915	228	101	666	0	1,910
1996	Lennox Gordon	1,008	155	0	0	0	1,163
1997	Pascal Volz	0	1,229	0	0	0	1,229
1998	Martinez Williams	0	760	18	178	0	956
1999	Holmon Wiggins	601	37	0	9	0	647
2000	Holmon Wiggins	727	53	392	0	0	1,172
2001	Holmon Wiggins	475	167	271	151	0	1,064
2002	DonTrell Moore	1,134	139	0	55	0	1,328
2003	DonTrell Moore	1,450	149	0	27	0	1,626
2004	DonTrell Moore	1,091	198	35	0	0	1,324
2005	DonTrell Moore	1,298	371	0	0	0	1,669
2006	Rodney Ferguson	1,234	291	0	0	0	1,525
2007	Marcus Smith	31	1,125	0	653	0	1,809
2008	Rodney Ferguson	1,105	101	0	0	0	1,206
2009	Demond Dennis	427	133	0	99	0	659
2010	Emmanuel McPhearson	0	0	0	852	0	852
2011	Deon Long	11	809	9	425	0	1,254
2012	Kasey Carrier	1,469	75	0	0	0	1,544
2013	Carlos Wiggins	237	163	0	1303	0	1,703



Yards From Scrimmage Records

2014	Jhurrell Pressley	1,083	46	0	0	0	1,129
2015	Teriyon Gipson	848	185	0	0	0	1,033
2016	Teriyon Gipson	1,269	80	0	127	0	1,476
2017	Tyrone Owens	770	20	0	0	0	790
2018	Tyrone Owens	687	54	0	0	0	741
2019	Ahmari Davis	832	63	0	0	0	895
2020	Bobby Cole	548	75	0	0	0	623
2021	Luke Wysong	112	224	77	304	0	717

SINGLE GAME YARDS FROM SCRIMMAGE

Yds.	Player	Rush	Rec.	Year
1.	343 Kasey Carrier vs. Air Force	338	5	10/20/2012
2.	291 Kasey Carrier vs. UTEP	291	0	9/7/2013
3.	289 Quincy Wright vs. Weber State	265	24	8/31/2002
4.	276 Mike Williams vs. UTEP	236	40	11/5/1977
5.	257 Emilio Vallez vs. UTEP	0	257	10/27/1967
6.	256 D.D. Cox vs. Texas Tech	187	69	9/6/2003
7.	244 Terance Mathis at Utah	-8	252	11/11/1989
8.	242 DonTrell Moore vs. Colorado State	242	0	11/7/2003
9.	232 Reginal Johnson vs. Tulsa	232	0	11/2/1996
	232 Winslow Oliver vs. TCU	165	67	9/11/1993

SEASON YARDS FROM SCRIMMAGE

Yds.	Player	Rush	Rec.	Year
1.	1,669 DonTrell Moore	1,298	371	2005
2.	1,599 DonTrell Moore	1,450	149	2003
3.	1,544 Kasey Carrier	1,469	75	2012
4.	1,525 Rodney Ferguson	1,234	291	2006
5.	1,441 Rodney Ferguson	1,177	264	2007
6.	1,401 Mike Williams	1,240	161	1976
7.	1,353 Terance Mathis	38	1,315	1989
8.	1,349 Teriyon Gipson	1,269	80	2016
9.	1,289 DonTrell Moore	1,091	198	2004
10.	1,273 DonTrell Moore	1,134	139	2002

CAREER YARDS FROM SCRIMMAGE

Yds.	Player	Rush	Rec.	Year
1.	5,830 DonTrell Moore	4,973	857	2002-05
2.	4,583 Terance Mathis	329	4,254	1985-87, '89
3.	4,351 Mike Williams	3,862	489	1975-78
4.	4,231 Rodney Ferguson	3,564	667	2004-08
5.	4,075 Winslow Oliver	3,332	743	1992-95
6.	3,564 Kasey Carrier	3,233	331	2009-13
7.	3,533 Teriyon Gipson	3,146	387	2013-16
8.	3,128 Fred Henry	2,935	193	1970-72
9.	2,972 Carl Winston	0	2,972	1990-93
10.	2,927 Jhurrell Pressley	2,725	202	2012-15



Kasey Carrier was a durable back who excelled in the option game, even playing as an option quarterback at times due to injury. He owns the top two single-game marks for yards from scrimmage with 343 against Air Force and 291 against UTEP. Amazingly, three of the top five marks all-time in single-game yardage came against UTEP.



Among the top-10 best seasons for yards from scrimmage, DonTrell Moore has four of them, one for each season he played. Those four years equaled 5,830 total yards from scrimmage, the best mark all-time at UNM a number that might never again be approached by a Lobo.



Individual Punt & Kickoff Return Records

PUNT RETURNS

	No.	Player	Year
Game	11	Tracy Mount vs. San Diego St.	11/22/1980
Season	46	Holmon Wiggins	2000
Career	82	Chad Smith	1995-98

PUNT RETURN YARDS

	Yds.	Player	Year
Game	142	Chad Smith vs. UTEP	11/23/1996
Season	392	Holmon Wiggins	2000
	352	Dwight Counter	2002
	324	Randy Rich	1975
Career	666	Chad Smith	1995-98

AVERAGE YARDS PER PUNT RETURN

	Avg.	Player	Year
Season	21.2	Marcus Hayes	2018
Career	15.4	Ian Clark	2006-09

PUNT RETURN TOUCHDOWNS

	No.	Player	Year
Game	1	accomplished numerous times, last by Luke Wysong vs. Colorado State	10/16/2021
Season	2	Bobby Lee	1953
Career	2	Bobby Lee	1952-54

PUNT RETURNS (Year-by-Year)

Year	Player	No.	Yds	Avg
1946	Don Rumley	12	162	13.5
1947	Rudy Camunez	8	131	16.4
1948	Jerry McKown	9	149	16.6
1949	Chuck Hill	10	138	13.8
1950	Chuck Hill	13	114	8.8
1951	Chuck Hill	11	185	16.8
1952	Pete Nolasco	29	228	7.8
1953	Bobby Lee	13	252	19.4
1954	Joe Murphy	7	117	16.7
1955	Jerry Apodaca	7	69	9.9
1956	Lynn White	10	127	12.7
1957	Bob Crandall	4	76	19.0
1958	Tony Gray	6	108	18.0
1959	Don Perkins	9	77	8.6
1960	Bobby Santiago	9	57	6.3
1961	Herb Bradford	6	38	6.3
1962	Jim Ottman	11	76	6.9
1963	Stan Quintana	7	73	10.4
1964	Orvey Hampton	11	146	13.2
1965	Larry Sampson	23	214	9.3
1966	Ace Hendricks	15	99	6.6
1967	Joe Casas	26	310	11.9
1968	Ace Hendricks	13	107	8.2
1969	Rocky Long	14	168	12.0
1970	Don Dungan	11	129	11.7
1971	Don Dungan	14	39	2.8
1972	Mike Shaw	24	215	8.9
1973	Ken Lege	15	146	9.7
1974	Ken Lege	9	58	6.4
1975	Randy Rich	25	324	13.0
1976	Max Hudspeth	31	114	3.7
1977	Max Hudspeth	22	291	13.2
1978	Max Hudspeth	28	236	8.4
1979	Sharay Fields	37	306	8.3
1980	Sharay Fields	27	164	9.8
1981	Julius Johnson	23	107	4.7
1982	Sammy Parrish	19	101	5.3
1983	Nick Johnson	16	76	4.8
1984	Nick Johnson	22	128	6.1
1985	Terance Mathis	7	46	6.5
1986	Terance Mathis	8	53	6.6
1987	Randy Johnson	12	96	8.0
1988	Myron Ashley	13	77	5.9

1989	Curtis Crews	15	106	7.1
1990	Curtis Crews	33	195	5.9
1991	Will Martin	13	62	4.8
1992	Marcus Goodloe	12	146	12.2
1993	Abe Ghoston	12	73	6.1
1994	Winslow Oliver	8	55	6.9
1995	Winslow Oliver	16	101	6.3
1996	Chad Smith	14	200	14.3
1997	Chad Smith	42	288	6.9
1998	Chad Smith	23	152	6.6
1999	Brian Urlacher	10	158	15.8
2000	Holmon Wiggins	46	392	8.5
2001	Holmon Wiggins	31	271	8.7
2002	Dwight Counter	31	352	11.4
2003	Dwight Counter	36	267	7.4
2004	Daniel Ramirez	7	64	9.1
2005	Gabriel Fulbright	22	169	7.7
2006	Thomas Wilson	20	158	7.9
2007	Ian Clark	7	101	14.4
2008	Ian Clark	12	236	19.7
2009	Frankie Solomon	12	40	3.3
2010	Nick Wilhelm	5	24	4.8
2011	Deon Long	3	9	3.0
2012	Tim Foley	9	58	6.4
2013	Dameon Gamblin	7	34	4.9
2014	Chris Davis	7	35	5.0
	Dameon Gamblin	5	25	5.0
2015	Carlos Wiggins	10	58	5.8
2016	Chris Davis	22	150	6.8
2017	Romell Jordan	7	27	3.9
2018	Marcus Hayes	15	318	21.2
2019	DeJohn Rogers	24	147	6.1
2020	Mannie Logan-Greene	6	32	5.3
2021	Luke Wysong	7	77	11.0



Marcus Hayes led the nation in punt return average with 21.2 yards per return, bolstered by a school record-tying 86-yard punt return against Boise State, tying a 60-year old record.

LONGEST PUNT RETURNS

	Yds.	Player	Date
1.	86	Marcus Hayes vs. Boise State	2018
	86	Tony Gray vs. Montana	1958
3.	79	Bobby Lee vs. New Mexico State	1953
4.	78	Curtis Crews vs. Hawai'i (no TD)	1990
5.	77	Holmon Wiggins vs. N.M. St. (no TD)	2000
6.	75	Malcolm Long vs. New Mexico Mines	1927
	75	Bill Dwyer vs. Colorado College	1938
8.	74	Dwight Counter vs. Baylor (no TD)	2002
	74	Chad Smith vs. UTEP	1996
10.	72	Chuck Hill vs. Colorado State	1951
	72	Randy Johnson vs. BYU	1987

KICKOFF RETURNS

	No.	Player	Year
Game	8	Jeff Apodaca vs. San Diego State	11/23/1985
	8	Marcus Smith vs. TCU	11/3/2007
Season	47	Carlos Wiggins	2013
Career	91	Terance Mathis	1985-87, '89



Carlos Wiggins owns the single-game, single-season and career yardage records for kickoff returns, and his five kickoff return touchdowns is also a school record.

KICKOFF RETURN YARDS

	Yds.	Player	Year
Game	252	Carlos Wiggins vs. Fresno State	11/23/2013
Season	1,303	Carlos Wiggins	2013
Career	2,481	Carlos Wiggins	2012-15

AVERAGE YARDS PER KICKOFF RETURN

	Avg.	Player	Year
Season	34.7	Don Perkins	1959
Career	30.7	Don Perkins	1957-59

KICKOFF RETURN TOUCHDOWNS

	No.	Player	Year
Game	1	accomplished numerous times, last by Elijan Lilly at Texas A&M	11/11/2017
Season	3	Terance Mathis	1989
		Carlos Wiggins	2013
Career	5	Carlos Wiggins	2012-15
	3	Terance Mathis	1985-87, '89
		Chuck Hill	1949-51

KICKOFF RETURNS (Year-by-Year)

(1.0 returns per game or most returns)

Year	Player	No.	Yds	Avg
1946	Rudy Krall	7	181	25.9
1947	Rudy Camunez	11	181	16.4
1948	Jerry Gatewood	9	225	25.0
1949	Chuck Hill	10	183	18.3
1950	Chuck Hill	27	729	27.0*
1951	Chuck Hill	17	504	29.6*
1952	Bobby Lee	7	135	19.3
1953	Bobby Lee	6	185	30.8
1954	Joe Murphy	8	157	19.6
1955	Jerry Apodaca	13	248	19.0
1956	Lynn White	14	368	26.3
1957	Tony Gray	7	194	27.7
1958	Don Perkins	7	177	25.3
1959	Don Perkins	15	520	34.7*
1960	Bobby Santiago	12	310	25.8
1961	Bobby Morgan	9	240	26.7
1962	Howard Hancock	13	281	21.6
1963	Claude Ward	10	180	18.0
1964	Albert O'Neal	9	196	20.7
1965	Bernie Rivers	15	346	23.1
1966	Ken Wagner	21	384	18.3
1967	Joe Casas	23	602	26.2*
1968	Sam Scarber	17	358	15.2
1969	Rocky Long	13	289	22.2
1970	Fred Henry	11	188	17.0
1971	Larry Korpitz	14	330	23.6
1972	Fred Henry	12	316	26.3
1973	Ben Turner	20	447	22.4
1974	Chet Goodson	20	385	19.3
1975	Preston Dennard	13	204	15.7
1976	Kevin Thompson	16	317	19.8
1977	Jimmy Sayers	14	264	18.9



KOR Records/Team PR & KOR Records

1978	William Owens	11	264	24.0
1979	Sharay Fields	13	273	21.0
1980	Denny Allen	17	365	21.5
1981	Jerry Apodaca	18	217	15.1
1982	Denny Allen	11	198	18.0
1983	Rodney Coles	8	170	21.2
1984	Jeff Apodaca	9	158	17.6
1985	Terance Mathis	26	422	16.2
1986	Brett Heber	13	245	18.8
1987	Terance Mathis	29	677	23.4
1988	Myron Ashley	31	708	22.8
1989	Terance Mathis	31	785	25.3
1990	Manley Woods	25	550	22.0
1991	Manley Woods	31	614	19.8
1992	Greg Oliver	10	296	29.6
1993	Zack Wesley	11	258	23.5
1994	Winslow Oliver	14	298	21.3
1995	Winslow Oliver	21	666	31.7
1996	Larry Brown	13	348	26.8
1997	Jamie Oliver	15	372	24.8
1998	Dion Marion	20	470	23.6
1999	Reginal Johnson	11	201	18.3
2000	Larry Davis	13	335	25.8
2001	Holmon Wiggins	5	151	30.2
2002	Brandon Ratcliff	12	266	22.2
2003	Brandon Ratcliff	15	314	20.9
2004	Kevin Walton	10	237	23.7
2005	Gabriel Fulbright	17	333	19.6
2006	DeAndre Wright	14	362	25.9
2007	Marcus Smith	28	653	23.3
2008	Frankie Solomon	22	479	21.8
2009	Frankie Solomon	19	429	22.6
2010	Myles Daughtry	14	344	24.6
2011	Deon Long	18	425	23.6
2012	Chase Clayton	20	608	30.4
2013	Carlos Wiggins	44	*1303	29.6
2014	Carlos Wiggins	13	381	29.3
2015	Carlos Wiggins	24	663	27.6
2016	Elijah Lilly	19	521	27.4
2017	Elijah Lilly	31	731	23.6
2018	Elijah Lilly	14	247	17.6
2019	Bryson Carroll	8	245	30.6
2020	Chad Alexander	10	156	15.6
2021	Luke Wysong	15	304	20.3

* NCAA leader

KICKOFF RETURNS (Longest)

	Yds.	Player	Year
1.	100	Elijah Lilly at Texas A&M	11/11/2017
	100	Carlos Wiggins vs. Hawai'i	10/17/2015
	100	Ridge Jones vs. Boise State	11/8/2014
	100	Carlos Wiggins vs. New Mexico State	10/5/2013
	100	Carlos Wiggins vs. Colorado State	11/16/2013
	100	Myles Daughtry vs. UTEP	10/2/2010
	100	Jon Sutton at New Mexico State	11/22/1975
	100	Fred Henry vs. New Mexico State	9/16/1972
9.	98	Chase Clayton at Texas Tech	9/15/2012
	98	Chase Clayton vs. Southern	9/1/2012
	98	Deon Long vs. Sam Houston State	9/24/2011
	98	Winslow Oliver at UTEP	11/18/1995
13.	97	Carlos Wiggins vs. Wyoming	11/29/2014
	97	Bobby Santiago at Wyoming	9/22/1962
15.	96	Terance Mathis at San Diego State	11/4/1989
	96	Terance Mathis vs. New Mexico State	9/9/1989
	96	Joe Casas vs. Idaho State	9/16/1967
18.	95	Terance Mathis at Tulsa	9/23/1989
	95	David Bookert vs. San Jose State	10/19/1968



TOTAL PUNT RETURNS

	No.	Opponent	Year
Game	11	vs. San Diego State	11/22/1980
Season	51	by 2000 team	

PUNT RETURN YARDS

	Yds.	Opponent	Year
Game	132	vs. New Mexico State	11/22/1975
Season	481	by 2000 team	

AVERAGE YARDS PER PUNT RETURN

	Yds.	
Season	19.4	by 2018 team

TOTAL KICKOFF RETURNS

	No.	Opponent	Year
Game	12	at Oregon	9/4/2010
Season	70	by 2010 team	

KICKOFF RETURN YARDS

	Yds.	Opponent	Year
Game	269	at Fresno State	11/23/2013
Season	1,648	by 2010 team	

AVERAGE YARDS PER KICKOFF RETURN

	Yds.	
Season	27.1*	by 1995 team

*NCAA leader

Elijah Lilly led UNM in kickoff return average three straight seasons from 2016-18, and he has one of eight 100-yard kickoff returns in Lobo history.



Team Scoring Records

MOST POINTS

Game: 108 Northern Arizona 11/11/1916
Quarter: 38 Southern (2nd) 9/1/2012
Half: 49 San Diego State (1st) 10/18/2008

HIGHEST PER GAME AVERAGE (Season)

	Avg.	Games	Points	Year
1.	36.69	13	477	2016
2.	34.00	11	374	1982
3.	33.42	12	401	1994
4.	32.75	12	393	2013
5.	32.50	12	390	1997
6.	31.00	11	341	1971
7.	30.45	11	335	1993
8.	30.09	11	331	1996
9.	30.07	13	391	2003
10.	29.92	13	389	2015

HIGHEST SEASON POINT TOTAL

	Points	Games	Avg.	Year
1.	477	13	36.69	2016
2.	401	12	33.42	1994
3.	393	12	32.75	2013
4.	391	13	30.07	2003
5.	390	12	32.50	1997
6.	389	13	29.92	2015
7.	374	11	34.00	1982
8.	341	11	31.00	1971
	341	14	24.36	2002
10.	335	11	30.45	1993

OPPONENT HIGHEST PER GAME AVERAGE

	Avg.	Games	Points	Year
1.	44.3	12	532	2010
2.	43.3	10	433	1967
3.	43.2	12	518	1988
4.	42.8	12	513	2013
5.	41.7	12	500	2009
6.	40.4	11	444	1987
7.	40.3	10	403	1968
8.	39.4	12	473	1991
9.	37.7	11	415	1985
10.	37.2	12	446	2019

OPPONENT HIGHEST SEASON POINT TOTAL

	Points	Games	Avg.	Year
1.	532	12	44.3	2010
2.	518	12	43.2	1988
3.	513	12	42.8	2013
4.	500	12	41.7	2009
5.	473	12	39.4	1991
6.	446	12	37.2	2019
7.	444	11	40.4	1987
8.	434	12	36.2	2018
9.	433	10	43.3	1967
10.	431	12	35.9	2014
	431	12	35.9	2009

MOST POINTS, BOTH TEAMS

	Margin	Score	Site	Date
1.	113	New Mexico State 110, New Mexico 3	Las Cruces	11/24/1917
2.	111	Fresno State 94, New Mexico 17	Fresno, Calif.	10/5/1991
3.	109	Boise State 60, New Mexico 49	Albuquerque	11/8/2014
4.	108	New Mexico 108, Northern Arizona 0	Albuquerque	11/11/1916
	108	Colorado State 66, New Mexico 42	Albuquerque	11/16/2013
6.	107	New Mexico 55, New Mexico State 52	Albuquerque	9/21/2019
	107	Utah 58, New Mexico 49	Salt Lake City, Utah	11/9/1985
8.	99	Air Force 73, New Mexico 26	Albuquerque	11/14/1987
9.	98	UNLV 56, New Mexico 42	Albuquerque	9/28/2013
10.	96	BYU 49, New Mexico 47	Provo, Utah	9/24/1994
	96	New Mexico 57, Utah 39	Albuquerque	11/6/1971
12.	95	Liberty 52, New Mexico 43	Albuquerque	9/29/2018
13.	94	New Mexico 56, Air Force 38	Albuquerque	9/30/2017
14.	92	New Mexico 62, Incarnate Word 30	Albuquerque	9/1/2018
15.	91	New Mexico 56, Wyoming 35	Albuquerque	11/26/2016
	91	Nevada-Las Vegas 49, New Mexico 42	Las Vegas, Nev.	9/12/1981
	91	Arizona State 63, New Mexico 28	Tempe, Ariz.	11/2/1968

LARGEST MARGIN OF VICTORY

	Margin	Score	Site	Date
1.	108	108-0	Northern Arizona	Albuquerque 11/11/1916
2.	78	78-0	Eastern New Mexico	Albuquerque 9/22/1945
	78	78-0	Northern Arizona	Albuquerque 9/23/1950
4.	75	82-7	New Mexico Highlands	Albuquerque 9/29/1923
5.	71	77-6	University of Mexico	Albuquerque 9/17/1960
6.	69	75-6	Montezuma College	Albuquerque 10/15/1923
	69	76-7	New Mexico Highlands	Albuquerque 9/29/1934
8.	67	67-0	UTEP	Albuquerque 11/6/1920
9.	66	66-0	Mississippi Valley State	Albuquerque 9/5/2015
10.	64	72-8	Texas State	Albuquerque 8/30/2003
11.	63	70-7	San Diego State	Albuquerque 10/18/2008

LARGEST MARGIN OF DEFEAT

	Margin	Score	Site	Date
1.	107	110-3	New Mexico State	Las Cruces 11/24/1917
2.	83	89-6	Second Army-Air Force	El Paso, Texas 10/14/1944
3.	80	80-0	N.M Military Institute	Roswell, N.M. 11/4/1910
4.	77	94-17	Fresno State	Fresno, Calif. 10/5/1991
5.	72	72-0	Oregon	Eugene, Ore. 9/4/2010
6.	69	69-0	TCU	Ft. Worth, Texas 10/22/2011
7.	65	65-0	BYU	Provo, Utah 10/29/1988
	65	72-7	UNLV	Albuquerque 11/1/1980
9.	63	63-0	Texas A&M	College Station, Texas 10/16/1926
	63	75-12	UTEP	Albuquerque 10/27/1967
11.	61	68-7	Kansas	Lawrence 10/5/1968

MOST POINTS SCORED IN A ROAD GAME

	Pts.	Opponent	Score	Year
1.	57	UTEP	57-13	11/8/1919
2.	56	New Mexico Highlands	56-0	11/19/1911
	56	UTEP	56-7	10/21/1972
	56	New Mexico State	56-31	10/22/1994
5.	55	Montana	55-14	10/24/1959

MOST POINTS SCORED IN A GAME

	Pts.	Opponent	Site	Year
1.	108	Northern Arizona	Albuquerque	11/11/1916
2.	82	New Mexico Highlands	Albuquerque	9/29/1923
3.	78	Eastern New Mexico	Albuquerque	9/22/1945
4.	78	Northern Arizona	Albuquerque	9/23/1950
5.	77	U. of Mexico	Albuquerque	9/17/1960
6.	76	New Mexico Highlands	Albuquerque	9/29/1934
7.	75	Montezuma College	Albuquerque	10/15/1923
8.	72	Texas State	Albuquerque	8/30/2003
9.	70	San Diego State	Albuquerque	10/18/2008



Team Scoring Records

MOST POINTS IN A QUARTER (since 1946)

Pts.	Qrt.	Opponent	Site	Year
1.	38	2nd Southern	Albuquerque	9/1/2012
2.	33	1st Northern Arizona	Albuquerque	9/23/1950
	33	1st New Mexico State	Albuquerque	10/9/1948
4.	29	2nd UNLV	Las Vegas, Nev.	10/6/2018
5.	28	1st Boise State	Albuquerque	11/8/2014
	28	2nd San Diego State	Albuquerque	10/18/2008
	28	3rd Utah	Salt Lake City, Utah	10/25/2003
	28	1st Utah	Albuquerque	11/26/1977
	28	4th UTEP	Albuquerque	11/23/1973
	28	2nd New Mexico State	Albuquerque	9/16/1972
	28	2nd Utah	Salt Lake City, Utah	9/26/1970
	28	2nd Arizona State	Tempe, Ariz.	11/19/1966
	28	1st New Mexico State	Albuquerque	9/15/1962
	28	1st ULM	Albuquerque	10/22/2016

MOST POINTS IN A HALF (since 1946)

Pts.	Half	Opponent	Site	Year
1.	49	1st San Diego State	Albuquerque	10/18/2008
2.	46	1st Northern Arizona	Albuquerque	9/23/1950
3.	45	1st Southern	Albuquerque	9/1/2012
4.	42	2nd Air Force	Albuquerque	9/30/2017
	42	2nd U. of Mexico	Albuquerque	9/17/1960
	42	2nd UTEP	Albuquerque	10/20/1973
7.	41	1st New Mexico State	Albuquerque	9/16/1972
	41	1st Texas State	Albuquerque	8/30/2003
9.	40	2nd New Mexico State	Albuquerque	9/8/1984
10.	38	1st Mississippi Valley State	Albuquerque	9/5/2015
	38	1st New Mexico State	Albuquerque	9/6/1997

FEWEST POINTS, BOTH TEAMS (COLLEGES ONLY, ALL-TIME)

Total	Teams	Site	Date
1.	0 New Mexico 0, NMMI 0	Albuquerque	11/5/1911
	0 New Mexico 0, Colorado School of Mines	Albuquerque	10/25/1919
	0 New Mexico 0, NMMI 0	Roswell	11/1/1919
	0 New Mexico 0, Colorado College 0	Colorado Springs	10/3/1925
	0 New Mexico 0, New Mexico State 0	Albuquerque	10/22/1932
	0 New Mexico 0, Arizona State 0	Tempe	10/11/1941
	0 New Mexico 0, Nevada 0	Reno	10/31/1942
8.	2 NMMI 2, New Mexico 0	Albuquerque	11/22/1930
9.	3 Colorado 3, New Mexico 0	Boulder	10/14/1922
	3 New Mexico 3, UTEP 0	El Paso	10/27/1923

3	New Mexico 3, Arizona 0	Tucson	11/11/1924
3	New Mexico 3, Colorado State 0	Albuquerque	11/15/1952
13.	5 New Mexico 5, New Mexico Mines 0	Albuquerque	10/27/1906
	5 New Mexico State 5, New Mexico 0	Las Cruces	10/8/1937
15.	6 Arizona 6, New Mexico 0	Albuquerque	11/30/1911
	6 New Mexico 6, New Mexico State 0	Albuquerque	11/24/1921
	6 New Mexico State 6, New Mexico 0	Las Cruces	11/15/1924
	6 Arizona 6, New Mexico 0	Albuquerque	11/23/1929
	6 New Mexico 6, Northern Arizona 0	Albuquerque	10/8/1932
	6 Northern Colorado 6, New Mexico 0	Albuquerque	11/26/1933
	6 Western New Mexico 6, New Mexico 0	Albuquerque	9/26/1936
	6 New Mexico 6, West Texas A&M 0	Albuquerque	10/4/1946
	6 Utah State 6, New Mexico 0	Logan	9/26/1953
	6 Utah State 6, New Mexico 0	Albuquerque	10/2/1954

FEWEST POINTS, BOTH TEAMS

(COLLEGES ONLY, MODERN ERA – POST WWII)

Total	Teams	Site	Date
1.	3 New Mexico 3, Colorado State 0	Albuquerque	11/15/1952
2.	6 New Mexico 6, West Texas A&M 0	Albuquerque	10/4/1946
	6 Utah State 6, New Mexico 0	Logan	9/26/1953
	6 Utah State 6, New Mexico 0	Albuquerque	10/2/1954
5.	7 UTEP 7, New Mexico 0	El Paso	10/22/1949
	7 New Mexico 7, Wyoming 0	Laramie	10/18/1952
7.	12 Colorado State 9, New Mexico 3	Fort Collins	11/21/1953
8.	13 New Mexico 7, New Mexico State 6	Las Cruces	10/12/1946
	13 Drake 13, New Mexico 0	Des Moines	11/13/1948
	13 New Mexico 7, UTEP 6	Albuquerque	10/7/1961
	13 New Mexico 10, Utah 3	Albuquerque	10/28/2000
12.	14 San Jose State 14, New Mexico 0	Albuquerque	10/15/1955
	14 New Mexico 7, Utah 7	Salt Lake City	10/20/1962
	14 New Mexico 14, BYU 0	Provo	10/1/1971
	14 New Mexico 7, Utah 7	Albuquerque	11/7/1981
	14 New Mexico 14, Texas Tech 0	Albuquerque	9/11/1982
17.	15 New Mexico 8, Drake 7	Albuquerque	11/15/1947
	15 New Mexico 9, Colorado 6	Boulder	9/25/1948
	15 San Jose State 15, New Mexico 0	San Jose	10/27/1973
20.	16 New Mexico 9, Wyoming 7	Albuquerque	11/14/1953
	16 Wyoming 9, New Mexico 7	Laramie	10/16/1954
	16 Wyoming 13, New Mexico 3	Laramie	9/24/1960
	16 Utah 16, New Mexico 0	Salt Lake City	9/19/1964
	16 New Mexico 9, Kansas State 7	Albuquerque	11/28/1964

Largest Comebacks (since 1946)

Deficit	Opponent	Score	Qtr-Time	Final Score	Site (Date)
21	Utah	24-3	2nd-3:27	34-31	Albuquerque / Oct. 19, 2006
21	Texas-El Paso	21-0	2nd-14:29	37-21	El Paso / Nov. 23, 1974
18	Wyoming	21-3	2nd-:25	32-21	Laramie / Oct. 19, 1974
18	Utah	21-3	2nd-8:16	23-21	Albuquerque / Nov. 5, 1994
18	Utah	21-3	1st-2:22	34-28	Salt Lake City / Sept. 26, 1970
17	Wichita State	17-0	2nd-12:24	22-17	Albuquerque / Oct. 15, 1977
15	Utah State	21-6	3rd-12:35	24-21	Logan / Nov. 12, 2016
15	New Mexico State	29-14	3rd-11:40	38-29	Albuquerque / Oct. 3, 2015
15	Texas-El Paso	21-6	4th-13:29	25-21	Albuquerque / Nov. 19, 1994
15	Wyoming	15-0	3rd-:35	19-15	Laramie / Oct. 7, 1978
15	Colorado	15-0	2nd	17-15	Albuquerque / Nov. 12, 1949
14	Air Force	21-7	2nd	28-27	Denver / Nov. 21, 1959
14	Air Force	21-7	2nd-14:02	33-28	Albuquerque / Nov. 27, 1999
14	UNLV	28-14	2nd-10:48	39-36 (OT)	Las Vegas / Oct. 14, 2006
14	Utah	28-14	2nd-6:46	42-35 (2OT)	Albuquerque / Oct. 26, 2002
14	New Mexico State	14-0	1st-11:19	35-24	Las Cruces / Sept. 27, 2008
14	New Mexico State	14-0	1st-10:50	42-25	Las Cruces / Sept. 15, 2018



Individual Scoring Records

TOUCHDOWNS

Game	Player	Date
5	Chuck Hill vs. Northern Arizona	9/23/1950
5	Reginal Johnson vs. Tulsa	11/2/1996
5	DonTrell Moore vs. Wyoming	11/30/2002
5	Richard McQuarley vs. Air Force	9/30/2017
Season	21 DonTrell Moore	2003
Career	59 DonTrell Moore	2002-05

POINTS

Game	Player	Date
32	Reginal Johnson vs. Tulsa	11/2/1996
Season	126 DonTrell Moore	2003
Career	356 DonTrell Moore	2002-05

EXTRA POINTS MADE

Game	Player	Date
10	Eddie Beach vs. U. of Mexico	9/17/1960
Season	61 Jason Sanders	2016
Career	111 Jason Sanders	2014-17
Cons.	82 Jason Sanders	2015-16
76	Justus Adams	2012-13
47	Joe Hartshorne	1970-71

EXTRA POINTS ATTEMPTED

Game	Player	Date
10	Milton Price vs. Northern Arizona	9/23/1950
10	Eddie Beach vs. U. of Mexico	9/17/1960
Season	62 Jason Sanders	2016
Career	112 Jason Sanders	2014-17

FIELD GOALS MADE

Game	Player	Date
5	Bob Berg vs. Fresno State	9/13/1975
5	Rick Walsh vs. New Mexico State	9/10/1988
5	Colby Cason vs. SMU	10/4/1997
Season	29 John Sullivan	2007
Career	53 David Margolis	1989-92
Cons.	18 John Sullivan	2007



John Sullivan made a school-record 18 straight field goals on the way to nailed 29 to obliterate the previous record of 21 by Colby Cason.

SEASON FIELD GOALS MADE

FGs	Player	Year
1.	29 John Sullivan	2007
2.	21 Colby Cason	1997
3.	19 Kenny Byrd	2006
4.	18 Bob Berg	1974
	18 Bob Berg	1975
	18 James Aho	2008
7.	17 Vladimir Borombozin	2001
8.	15 David Margolis	1989
	15 Wes Zunker	2003

CAREER FIELD GOALS MADE

FGs	Player	Year
1.	53 David Margolis	1989-92
2.	45 James Aho	2008-11
3.	41 Colby Cason	1995-97
	41 Bob Berg	1973-75
5.	33 Kenny Byrd	2002-06
6.	29 Wes Zunker	2001-04
	29 John Sullivan	2004-07
8.	28 Andrew Shelley	2018-21
9.	27 Vladimir Borombozin	2000-01
10.	25 Jason Sanders	2014-17
	25 Pete Parks	1980-82

CAREER FIELD GOAL ACCURACY

Pct.	Player (FGM-FGA)	Year
1.	82.9 John Sullivan (29-35)	2004-07
2.	81.8 Vladimir Borombozin (27-33)	2000-01
3.	80.5 Kenny Byrd (33-41)	2002-06
4.	75.0 Rick Walsh (18-24)	1987-88
5.	73.7 Andrew Shelley (28-38)	2018-21
6.	73.2 Bob Berg (41-56)	1973-75
7.	71.4 Jason Sanders (25-35)	2014-17
8.	70.7 Wes Zunker (29-41)	2001-04
9.	68.3 Colby Cason (41-60)	1995-97
10.	68.2 James Aho (45-66)	2008-11

LONGEST FIELD GOALS

1.	56 Rick Walsh vs. San Diego State	11/19/1988
2.	53 Andrew Shelley at Utah State	10/27/2018
	*53 Jason Sanders at Tulsa	9/23/2017
	53 John Sullivan vs. Nevada	12/22/2007
	53 Rick Walsh at Colorado State	10/24/1987
6.	52 Andrew Shelley at Liberty	9/28/2019
	52 Jason Sanders vs. UTSA	12/17/2016
	52 Kenny Byrd vs. Missouri	9/16/2006
	52 Jason Bloom vs. San Diego State	10/17/1998
	52 Pete Parks vs. New Mexico State	10/23/1982
	**52 Ray Guerette vs. Colorado State	11/13/1954
12.	51 Jason Sanders vs. Colorado State	10/20/2017
	51 Jason Sanders at Colorado State	11/17/2016
	51 James Aho vs. Wyoming	11/6/2010
	51 Wes Zunker vs. UTEP	9/1/2001
	51 Jason Bloom vs. Hawai'i	10/24/1998
	51 Jim Bibbo at Texas Tech	10/8/1983
18.	50 Wes Zunker at Colorado State	10/30/2004
	50 Jason Bloom at San Diego State	10/11/1997
	50 Nathan Vail at Wyoming	11/12/1994
	50 David Margolis at Texas Tech	9/16/1989
	50 Rick Walsh at New Mexico State	9/10/1988
	50 Alan Moore at UTEP	10/28/1978
	50 Jack Abendschan at Kansas State	11/24/1964

*longest walk-off FG in UNM history

**officially a 42-yard FG but in 1954 NCAA didn't count the 10 yards in the end zone in the official distance.

SEASON PAT

PATs	Player	Year
1.	61 Jason Sanders	2016
2.	49 Justus Adams	2013
3.	45 Pete Parks	1982
4.	43 Zack Rogers	2014
	43 Joe Hartshorne	1971
6.	42 Wes Zunker	2003
7.	40 Colby Cason	1997
	40 Justus Adams	2012
9.	39 Nathan Vail	1994
10.	37 Joe Hartshorne	1970



Along with school records for extra points in a season and career and consecutive extra points made, Jason Sanders owns the longest walk-off field goal in school history, a 53-yarder at Tulsa.

CAREER PAT

PATs	Player	Years
1.	111 Jason Sanders	2014-17
2.	100 Colby Cason	1995-97
3.	99 Joe Hartshorne	1969-71
4.	91 Kenny Byrd	2002-06
5.	89 Justus Adams	2010-13
6.	85 David Margolis	1989-92
7.	84 Joe Bibbo	1983-86
8.	83 James Aho	2008-11
9.	80 Wes Zunker	2001-04
10.	76 Andrew Shelley	2018-21

SEASON SCORING (Touchdowns)

TDs	Player	Year
1.	21 DonTrell Moore	2003
2.	18 Richard McQuarley	2016
3.	17 DonTrell Moore	2005
4.	16 Terance Mathis	1989
5.	15 DonTrell Moore	2002
	15 Kasey Carrier	2012
7.	14 Teriyon Gipson	2016
	14 Stoney Case	1993
	14 Willie Turral	1985
	14 Rodney Ferguson	2007

SEASON SCORING (Points)

Pts.	Player	Year
1.	126 DonTrell Moore	2003
2.	117 John Sullivan	2007
3.	110 Richard McQuarley	2016
4.	104 DonTrell Moore	2005
5.	103 Colby Cason	1997
6.	98 Terance Mathis	1989
7.	97 Jason Sanders	2016
8.	90 Willie Turral	1985
	90 DonTrell Moore	2002
	90 Kasey Carrier	2012

CAREER SCORING (Touchdowns)

TDs	Player	Years
1.	59 DonTrell Moore	2002-05
2.	39 Terance Mathis	1985-87, '89
3.	37 Rodney Ferguson	2004-08
4.	36 Jhurrell Pressley	2012-15
5.	34 Teriyon Gipson	2013-16
6.	31 Richard McQuarley	2014-17
	31 Stoney Case	1991-94
	31 Willie Turral	1982-85
	31 Mike Williams	1975-78
10.	27 Kasey Carrier	2009-13



Individual Scoring Records



David Margolis is second all-time in scoring, but he is the leading scorer among all Lobo kickers all-time.

CAREER SCORING (Points)

Pts.	Player	Years
1. 356	DonTrell Moore	2002-05
2. 244	David Margolis	1989-92
3. 238	Terance Mathis	1985-87, '89
4. 223	Colby Cason	1995-97
5. 222	Rodney Ferguson	2004-08
6. 218	Jhurell Pressley	2012-15
	James Aho	2008-11
8. 204	Teriyon Gipson	2013-16
9. 202	Bob Berg	1973-75
10. 192	Willie Turrall	1982-85

YEAR-BY-YEAR SCORING LEADERS

Year	Player	TD	PAT	FG	TP
1946	Lou Cullen	8	0-0	0-0	48
1947	Bryan Brock	5	0-0	0-0	30
	Rudy Krall	5	0-0	0-0	30
1948	Jerry McKown	4	10-15	0-0	34
1949	Bob Cooke	4	0-0	0-0	24
1950	Chuck Hill	8	3-7	0-0	51

1951	Chuck Hill	10	0-0	0-0	60	1988	Rick Walsh	0	13-14	11-14	46
1952	Mike Prokopiak	0	13-15	4	25	1989	Terance Mathis	16	1*	0-0	98
1953	Bobby Lee	9	0-0	0-0	54	1990	David Margolis	0	25-28	14-18	67
1954	Ray Guerette	2	15-20	1	30	1991	David Margolis	0	17-20	11-23	50
1955	Jerry Apodaca	3	0-0	0-0	18	1992	David Margolis	0	16-21	13-20	55
1956	Phil Spear	6	0-0	0-0	36	1993	Stoney Case	14	0-0	0-0	84
1957	Bob Crandall	4	0-0	0-0	24	1994	Nathan Vail	0	39-43	12-18	75
1958	Don Black	9	2*	0-0	58	1995	Colby Cason	0	25-28	11-18	58
1959	Don Perkins	12	1*	0-0	74	1996	Colby Cason	0	35-37	9-12	62
1960	Jim Cromartie	7	1*	0-0	44		Donald Sellers	10	1*	0-0	62
1961	Bobby Santiago	5	3-3	0-0	33	1997	Colby Cason	0	40-45	21-30	103
1962	Bobby Santiago	11	0-1	0-0	66	1998	Martinez Williams	7	0-0	0-0	42
1963	Bucky Stallings	9	1*	0-0	56	1999	David McKinney	0	27-29	5-14	42
1964	Claude Ward	7	0-0	0-0	42		Brian Urlacher	7	0	0	42
1965	Carl Jackson	10	0-0	0-0	60	2000	Vladimir Borombozin	0	21-25	10-15	51
1966	Sherman Seiders	2	8-10	4-10	32	2001	Vladimir Borombozin	0	31-32	17-18	82
1967	Ace Hendricks	6	0-0	0-0	36	2002	DonTrell Moore	15	0	0	90
1968	David Bookert	11	0-0	0-0	66	2003	DonTrell Moore	21	0	0	126
1969	Joe Hartshorne	0	19-20	8-9	43	2004	Wes Zunker	0	27-28	11-16	60
1970	Sam Scarber	13	0-0	0-0	78	2005	DonTrell Moore	17	1*	0	104
1971	Rocky Long	13	1*	0-0	80	2006	Kenny Byrd	0	31-31	19-23	88
1972	Fred Henry	7	0-0	0-0	42	2007	John Sullivan	0	30-31	29-35	117
1973	Don Woods	11	0-0	0-0	66	2008	Rodney Ferguson	13	0-1	0	78
1974	Bob Berg	0	14-17	18-24	68	2009	James Aho	0	19-21	13-21	58
1975	Bob Berg	0	29-31	18-26	83	2010	James Aho	0	22-22	8-9	46
1976	Mike Williams	11	0-0	0-0	66	2011	James Aho	0	18-18	6-12	36
1977	Jim Haynes	0	22-29	7-14	43	2012	Kasey Carrier	15	0-1	0	90
1978	Alan Moore	0	22-29	14-21	64	2013	Justus Adams	0	49-50	8-12	73
1979	Alan Moore	0	25-26	8-15	49	2014	Jhurell Pressley	12	1*	0	74
1980	Pete Parks	0	22-25	12-20	58	2015	Jhurell Pressley	11	0	0	66
1981	Pete Parks	0	25-27	8-17	49	2016	Richard McQuarley	18	1*	0	110
1982	Pete Parks	0	45-46	5-11	60	2017	Jason Sanders	0	28-28	10-15	58
1983	Joe Bibbo	0	25-25	12-19	61	2018	Andrew Shelley	0	34-39	7-8	55
1984	Willie Turrall	10	0-0	0-0	60	2019	Andrew Shelley	0	25-30	12-16	61
1985	Willie Turrall	14	3*	0-0	90	2020	Bobby Cole	7	0-0	0-0	42
1986	Kevin Burgess	12	1*	0-0	74	2021	Andrew Shelley	0	17-17	9-13	44
1987	Terance Mathis	8	1*	0-0	50	* 2-pt. PAT					





Walkoffs/Winning or Tying Score in Final Minute (dating back to 1959)

Date	Result	Winning Score	Time Remaining
10/13/2018	Colorado State 20, New Mexico 18	Wyatt Bryan 26 FG	0:00
9/23/2017	New Mexico 16, Tulsa 13	Jason Sanders 53 FG	0:00
*11/17/2017	UNLV 38, New Mexico 35	Kendal Keys 14 pass from Armani Rogers (Jason Sanders kick)	0:25
*10/17/2015	New Mexico 28, Hawai'i 27	Dameon Gamblin 28 pass from Austin Apodaca (Zack Rogers kick)	0:55
9/20/2014	New Mexico 38, New Mexico State 35	Reece White 5 pass from Lamar Jordan (Zack Rogers kick)	0:27
*9/24/2011	Sam Houston State 48, New Mexico 45 (OT)	Deon Long 20 pass from B.R. Holbrook (James Aho kick)	0:27
*11/6/2010	New Mexico 34, Wyoming 31	James Aho 38 FG	0:00
*9/26/2009	New Mexico State 20, New Mexico 17	Marcus Anderson 4 pass from Jeff Fleming (Kyle Hughes kick)	0:39
11/10/2007	New Mexico 26, Colorado State 23	John Sullivan 43 FG	0:00
10/20/2007	New Mexico 20, San Diego State 17	Rodney Ferguson 6 run (John Sullivan kick)	0:15
10/28/2006	New Mexico 20, Colorado State 19	Kenny Byrd 33 FG	0:00
9/11/2004	New Mexico 27, Texas Tech 24	Wes Zunker 43 FG	0:00
11/8/2003	New Mexico 37, Colorado State 34	Wes Zunker 33 FG	0:00
10/26/2002	New Mexico 42, Utah 35 (2OT)	Casey Kelly 2 run (Kenny Byrd kick)	0:46
10/19/2002	Utah State 45, New Mexico 44 (OT)	Chris Stallworth 32 pass from Jose Fuentes (Dane Kidman kick)	0:00
11/11/2000	UNLV 18, New Mexico 14	Nate Turner 2 pass from Jason Thomas (Dillon Pieffer kick)	0:18
9/19/1998	New Mexico State 28, New Mexico 27	Ryan Shaw 50 pass from Ty Houghtaling (Andy Kohl kick)	0:20
10/17/1998	San Diego State 36, New Mexico 33 (OT)	Jason Bloom 35 FG	0:25
10/10/1998	UTEP 22, New Mexico 19	Keonta Golson 3 pass from Rocky Perez (Ricky Bishop kick)	0:19
11/5/1994	New Mexico 23, Utah 21	Nathan Vail 22 FG	0:32
9/17/1994	SMU 34, New Mexico 31	Brian Berry 7 pass from Ramon Flanigan (Ben Crosland kick)	0:03
11/20/1993	New Mexico 35, UTEP 29	Abe Ghoston 40 pass from Fred Schweer (Winston pass from Schweer)	0:47
9/11/1993	TCU 35, New Mexico 34	Andre Davis 7 run (Davis run)	1:00
*11/2/1991	New Mexico 34, Air Force 32	David Margolis 30 FG	0:57
*9/21/1991	UNLV 23, New Mexico 22	Nick Garriatano 28 FG	0:04
*9/22/1990	Texas Tech 34, New Mexico 32	Lin Elliott 37 FG	0:27
*11/11/1989	Utah 41, New Mexico 39	Wayne Lammie 48 FG	0:12
*9/24/1988	Akron 30, New Mexico 28	Bob Dombroski 31 FG	0:01
*11/12/1988	New Mexico 24, Colorado State 23	Tony Jones 28 pass from Jeremy Leach (no attempt)	0:00
10/29/1983	Colorado State 25, New Mexico 24	Terry Nugent 1 run (Keli McGregor pass from Nugent)	0:00
10/30/1982	New Mexico 20, North Texas 17	Derwin Williams 47 pass from Dave Osborn (kick blocked)	0:28
*11/21/1981	Wyoming 13, New Mexico 12	Craig Johnson 11 run (pass failed)	0:53
10/25/1980	New Mexico 22, UTEP 21	Ricky Martin 61 pass from Roman Gabriel (kick failed)	0:49
11/6/1976	Utah 34, New Mexico 31	Craig Buchi 45 FG	0:59
*11/2/1974	New Mexico 26, New Mexico State 24	Bob Berg 23 FG	0:02
*10/12/1974	New Mexico 13, San Jose State 11	Preston Dennard 7 pass from Steve Myer (pass failed)	0:47
*11/17/1973	New Mexico 23, Wyoming 21	Bob Berg 43 FG	0:00
9/18/1971	New Mexico 13, Texas Tech 10	Joe Hartshorne 33 FG	0:03
11/22/1969	New Mexico 24, New Mexico State 21	Sam Scarber 1 run (Joe Hartshorne kick)	0:41
10/21/1961	Arizona 22, New Mexico 21	Joe Hernandez 3 run (Bobby Thompson pass from Eddie Wilson)	0:48

*denotes home game

BOLD denotes New Mexico scored in last minute to win/tie/send to overtime



Punting Records

PUNTS

Game	17	A. L. Terpening vs. Montana	11/22/1952
Season	93	Bobby Ferguson	1981
Career	276	Tyler Gaus	2002-05
Long	84	Tyson Dyer at Air Force	11/10/2018
	81	Bob Crandall vs. Colorado State	11/15/1958
	80	Corey Bojorquez at Colorado State	11/19/2016
	79	Jim Haynes vs. BYU	10/3/1975
	79	A. L. Terpening vs. Wyoming	10/18/1952
	78	Corey Bojorquez vs. Colorado State	10/20/2017
	78	Cort Moffitt vs. Texas Tech	8/26/2000
	77	Corey Bojorquez vs. New Mexico State	9/9/2017
	75	Corey Bojorquez at Wyoming	10/27/2017

AVERAGE

Game	54.2	Ron Keller vs. Colorado State	10/29/1983
		(6 for 325 yards)	
Season	47.3	Corey Bojorquez	2017
		(67 for 3,170 yards)	
Career	45.1	Corey Bojorquez	2016-17
		(116 for 5,237 yards)	



Tyson Dyer unloaded an 84-yard punt at Air Force that pinned the Falcons at the 1-yard line and led to a Lobo touchdown one play later. It was tied for the longest punt over a 6-year period in the FBS.

YEAR-BY-YEAR LEADERS

Year	Player	No.	Yards	Avg.
1946	Lou Cullen	22	956	43.4
1947	Bryan Brock	46	1,520	33.0
1948	Jerry McKown	31	868	28.0
1949	Jerry McKown	64	2,424	37.8
1950	Manny Orosco	51	1,814	35.6
1951	Bobby Arnett	55	2,184	39.7
1952	A. L. Terpening	54	2,036	37.7
1953	A. L. Terpening	31	1,230	39.7
1954	A. L. Terpening	41	1,869	45.6*
1955	Jerry Lott	31	1,161	37.5
1956	Jerry Lott	33	1,347	40.8
1957	Buster Quist	24	877	36.5
1958	Bob Crandall	23	867	37.7
1959	Bob Crandall	45	1,709	37.9
1960	Mike Bright	34	1,188	34.9
1961	Dick Fitzsimmons	39	1,569	40.2
1962	Dick Fitzsimmons	41	1,679	40.9
1963	Morey Carpenter	42	1,541	36.7
1964	Dave Shetler	41	1,429	34.8
1965	Dave Shetler	63	2,089	39.4
1966	Dennis Good	69	2,675	38.8
1967	Jack Holler	73	2,552	35.0
1968	John Lennon	78	3,025	38.8
1969	Jay Morrison	66	2,648	40.1
1970	Jay Morrison	57	2,119	37.2
1971	Bruce Boone	57	1,886	33.9
1972	Chris Fields	66	2,587	39.2
1973	Steve Bauer	61	2,699	44.2
1974	Steve Bauer	70	2,857	40.8
1975	Jim Haynes	53	2,048	38.6
1976	Scott Grady	65	2,220	34.2
1977	Max Hudspeth	69	2,676	38.8

1978	Max Hudspeth	59	2,316	39.3
1979	Bill Turner	83	3,315	39.9
1980	David Hood	46	1,889	41.1
1981	Bob Ferguson	93	3,619	38.9
1982	Bob Ferguson	67	2,834	42.3
1983	Ron Keller	69	2,937	42.6
1984	Ron Keller	68	2,839	41.8
1985	Ron Keller	56	2,361	42.2
1986	Ron Keller	60	2,600	43.3
1987	Steve Albrecht	77	3,217	41.8
1988	Rick Walsh	82	3,329	40.6
1989	Steve Albrecht	65	2,605	40.1
1990	Troy Rossean	79	3,314	42.0
1991	Troy Rossean	66	2,653	40.2
1992	Mike Nesbitt	50	2,031	40.6
1993	Mike Nesbitt	53	2,387	45.0
1994	Coby Mansell	45	1,818	40.4
1995	Coby Mansell	26	1,039	40.0
1996	Jason Bloom	46	2,001	43.5
1997	Jason Bloom	48	2,095	43.7
1998	Jason Bloom	75	3,134	41.8
1999	Cort Moffitt	60	2,220	37.0
2000	Cort Moffitt	86	3,411	39.7
2001	Vladimir Borombozin	72	2,819	39.2
2002	Tyler Gaus	79	3,202	40.5
2003	Tyler Gaus	71	2,798	39.4
2004	Tyler Gaus	74	2,979	40.3
2005	Tyler Gaus	52	2,117	40.7
2006	Jordan Scott	70	2,815	40.2
2007	Jordan Scott	74	3,001	40.6
2008	Adam Miller	58	2,310	39.8
2009	Adam Miller	64	2,819	44.0
2010	Ben Skaer	85	3,442	40.5
2011	Ben Skaer	73	2,896	39.7
2012	Ben Skaer	54	2,368	43.9
2013	Ben Skaer	47	2,152	45.9
2014	Zack Rogers	56	2,384	42.6
2015	Zack Rogers	68	2,839	41.8
2016	Corey Bojorquez	49	2,067	42.2
2017	Corey Bojorquez	67	3,170	47.3
2018	Tyson Dyer	74	3,278	44.3
2019	Tyson Dyer	59	2,718	46.1
2020	Tyson Dyer	34	1,372	40.4
2021	Aaron Rodriguez	81	3,466	42.8



Corey Bojorquez was a finalist for the Ray Guy Award in 2017 after a season in which he averaged 47.3 yards per punt. Bojorquez owns the single-season and career punting average records.

SEASON PUNTING AVERAGE

	Year	No.	Yards	Avg.	
1.	Corey Bojorquez	2017	67	3,170	47.3
2.	Tyson Dyer	2019	59	2,718	46.1
3.	Ben Skaer	2013	47	2,152	45.9
4.	A.L. Terpening	1954	41	1,869	45.6*
5.	Mike Nesbitt	1993	53	2,387	45.0
6.	Tyson Dyer	2018	74	3,278	44.3
7.	Steve Bauer	1973	61	2,699	44.2
8.	Adam Miller	2009	64	2,819	44.0
9.	Ben Skaer	2012	54	2,368	43.9

CAREER PUNTING AVERAGE (100 punts)

	Years	No.	Yards	Avg.	
1.	Corey Bojorquez	2016-17	116	5,237	45.15
2.	Tyson Dyer	2018-20	133	5,996	44.12
3.	Mike Nesbitt	1992-93	103	4,418	42.89
4.	Jason Bloom	1995-98	181	7,743	42.78
5.	Ron Keller	1983-86	252	10,737	42.60
6.	Steve Bauer	1973-74	131	5,556	42.41
7.	Zack Rogers	2012-15	124	5,223	42.12
8.	Adam Miller	2008-09	122	5,129	42.04
9.	Ben Skaer	2010-13	259	10,858	41.93

Team Punting:

PUNTS

	No.	Opponent	Year
Game	17	vs. Montana	11/22/1952
Season	94	by 1981 team	

GROSS AVERAGE

	Avg.	Opponent	Year
Game	57.7	vs. Colorado State	10/20/2017
		(3-173 yards)	
(5 or more)	54.2	vs. Colorado State	10/29/1993
		(6-325 yards)	
Season	47.3	by 2017 team	
		(67-3,170)	

NET AVERAGE

	Avg.	Opponent	Year
Game	64.6	vs. Colorado State	10/20/2017
		(3-194 yards)	
Season	42.1	by 2019 team	
		(60-2,527 yards)	



Team Tackle Records

SACKS, UNM

No.	Opponent	Year
Game 9	vs. Utah	11/12/2005
9	vs. Wyoming	11/30/2002
9	vs. UTEP	9/1/2001
9	vs. BYU	9/6/1980

Season 53	in 1982
51	in 1981
50	in 2000
46	in 1978
45	in 1983

SEASON TACKLES FOR LOSS (includes sacks)

No.	Player	Year
1.	24.0 Charlie Baker	1978
2.	22.0 Johnnie Jackson	1982
3.	21.0 Robert Rumbaugh	1977
	21.0 Johnny Jackson	1981
	21.0 Jesse Becton	1992
6.	20.0 Charlie Baker	1979
	20.0 Steve Vaipulu	1990
	20.0 Gary Davis	2001
9.	19.0 John Wingate	1994
10.	18.5 Joey Noble	2021

CAREER TACKLES FOR LOSS (includes sacks)

No.	Player	Years
1.	68.0 Johnny Jackson	1981-84
2.	64.0 Charlie Baker	1977-79
3.	53.0 John Bell	1987-90
4.	44.0 Robert Rumbaugh	1976-78
5.	39.0 Jimmie Carter	1980-83
6.	38.0 Michael Tuohy	2004-07
7.	38.5 Nick Speegle	2001-04
8.	36.0 Robin Cole	1973-76
	36.0 Blake Irwin	1994-97
10.	34.5 Daniel Kegler	2001-03
	34.5 D.J. Renteria	2000-03

TACKLE FOR LOSS (Year-by-year; includes sacks)

Year	Name	No.
1977	Robert Rumbaugh	21.0
1978	Charlie Baker	24.0
1979	Charlie Baker	20.0
1980	Bob Shupryt	17.0
1981	Johnny Jackson	21.0
1982	Johnny Jackson	22.0
1983	Johnny Jackson	13.0
1984	Johnny Jackson	12.0
1985	Bob Umdenstock	15.0
1986	Phillip Vaughan	10.0
1987	Brian McCabe	13.0
1988	John Bell	14.0
1989	John Bell	17.0
1990	Steve Vaipulu	20.0
1991	Kim McCall/Alex Stowell	9.0

assisted sacks begin to be credited as a half sack (0.5)

1992	Jesse Becton	21.0
1993	Buddy Billingsley	18.0
1994	John Wingate	19.0
1995	Corbin Epps	14.0
1996	Blake Irwin	14.0
1997	Ryan Taylor	17.0
1998	Jason Purvis	13.0
1999	Mike Barnett	10.0
2000	Mike Barnett	17.0
2001	Gary Davis	20.0
2002	Daniel Kegler	16.0

assisted TFLs begin to be credited as a half TFL (0.5)

2003	Zach Rupp	17.0
------	-----------	------

2004	Fola Fashola	14.5
2005	Cody Kase	11.5
2006	Tyler Donaldson/Michael Tuohy	9.0
2007	Tyler Donaldson	15.5
2008	Herbert Felder	12.5
2009	Johnathan Rainey	15.5
2010	Spencer Merritt	6.5
2011	Carmen Messina	12.5
2012	Jacori Greer/Matt Raymer	8.0
2013	Brett Bowers	9.0
2014	Brett Bowers	9.5
2015	Maurice Daniels	12.5
2016	Nik D'Avanzo	9.0
2017	Jake Rothschilder/Austin Ocasio/ Kene Okonkwo	6.0
2018	Rhashaun Epting	8.5
2019	Alexander Vainikolo	11.5
2020	Joey Noble	5.0
2021	Joey Noble	18.5

SACKS IN A GAME, UNM

Sacks	Opponent	Year
1.	9 BYU	9/6/1980
	9 UTEP	9/1/2001
	9 Wyoming	11/30/2002
	9 at Utah	11/12/2005
5.	8 vs. Fresno State	12/12/2020
6.	7 New Mexico State	10/3/2015
	6 Idaho State	9/5/1998
7.	6 New Mexico State	9/17/2005
	6 at New Mexico State	9/9/2006
	6 Wyoming	11/29/2014
	6 Mississippi Valley State	9/5/2015

MOST SACKS IN A SEASON, UNM (SINCE 1977)

No.	Year
1.	53 1982
2.	51 1981
3.	50 2000
4.	46 1978
5.	45 1983
6.	43 1990
7.	42 2004
8.	40 1992
9.	39 2003
10.	38 1977
	38 2002

TACKLES FOR LOSS, UNM, GAME

Sacks	Opponent	Year
1.	13 Mississippi Valley State	9/5/2015
2.	12 Colorado State	11/10/2007
3.	11 UNLV	11/24/2007
	11 New Mexico State	10/3/2015
	11 Air Force	9/30/2017
	11 vs. Fresno State	12/12/2020
7.	10 at Utah	11/12/2005
	10 at Colorado State	10/28/2006
	10 New Mexico State	9/26/2009
	10 at Texas Tech	10/3/2009
	10 Wyoming	11/29/2014
	10 at Wyoming	9/26/2015
	10 at Boise State	11/14/2015
	10 Houston Baptist	9/2/2021

TACKLES FOR LOSS IN A SEASON, UNM (SINCE 2000)

No.	Year
1.	90 2007
2.	83 2015
3.	74 2005
4.	73 2009

5.	72 2016
6.	68 2008
	68 2014
8.	66 2006
	66 2012
	65 2018



Individual Tackle Records



Brian Urlacher's 178 tackles in 1998 topped the previous record of 176 by David Thompson that had stood for 22 years. Urlacher's 154 tackles the next year are good for sixth on the single-season list.

SEASON TACKLES

No.	Player	Year
1. 178	Brian Urlacher (FS)	1998
2. 176	Dave Thompson (LB)	1976
3. 162	Mike Forrest (LB)	1978
162	Carmen Messina (LB)	2009
5. 157	Houston Ross (LB)	1970
6. 154	Brian Urlacher (FS)	1999
7. 152	Johnny Jackson (LB)	1981
8. 151	Ray Wilson (FS)	1993
9. 150	Houston Ross (LB)	1969
10. 148	Tuli Mateialona (LB)	1993

CAREER TACKLES

No.	Player	Years
1. 483	Johnny Jackson (LB)	1981-84
2. 474	Blake Irwin (LB)	1994-97
3. 454	Carmen Messina (LB)	2008-11
4. 442	Brian Urlacher (LB/FS)	1996-99
5. 406	Robin Cole (DE)	1973-76
6. 403	Dakota Cox (LB)	2013-16
7. 394	Dave Thompson (LB)	1974-76
8. 389	Jimmie Carter (DE)	1980-83
9. 371	Houston Ross (LB)	1969-71
10. 362	Mike Forrest (LB)	1976-79
11. 353	Charlie Baker (DE)	1976-79
12. 342	Daniel Johnson (LB)	1993-96
13. 335	Ray Hornfeck (S)	1981-84
14. 328	Herm Fredenburg (LB)	1969-71
15. 319	Randy Rich (S)	1972-75
16. 317	Nick Speegle (LB)	2001-04
17. 316	Scott McGarrahan (S)	1994-97
316	Billy Austin (S)	1994-97
19. 302	John Bell (DT)	1987-90
20. 301	Robert Rumbaugh (DT)	1974-76


TACKLES (Year-by-Year)

Year	Player	No.
1965	Paul Smith	83
1966	Paul Smith	81
1967	Paul Smith	95
1968	Scotty Oliver	72
1969	Houston Ross	150
1970	Houston Ross	157
1971	Herm Fredenburg	132
1972	Pat Rogers	111
1973	Randy Rich	111
1974	Robin Cole	96
1975	Robin Cole	101
1976	Dave Thompson	176
1977	Charlie Baker	135
1978	Mike Forrest	162
1979	Mike Forrest	113
1980	Bob Shupryt	112
1981	Johnny Jackson	152

1982	Johnny Jackson	127
1983	Johnny Jackson	117
1984	Brent Henson	105
1985	Donny Gassoway	101
1986	Tom Cole	124
1987	Kirk Allen	92
1988	John Bell	90
1989	Nate Morris	109
1990	Nate Morris	112
1991	Kim McCall	115
1992	Calvin Carr	101
1993	Ray Wilson	151
1994	Blake Irwin	131
1995	Daniel Johnson	120
1996	Blake Irwin	118
1997	Blake Irwin	108
1998	Brian Urlacher	178
1999	Brian Urlacher	154
2000	Mike Barnett	83
2001	Gary Davis	100
2002	Charles Moss	105
2003	Daniel Gawronski/Billy Strother	100
2004	Fola Fashola	97
2005	Mike Mohoric	85
2006	Quincy Black	114
2007	Ian Clark	79
2008	Clint McPeck	105
2009	Carmen Messina	162
2010	Carmen Messina	115
2011	Carmen Messina	142
2012	Dallas Bollema	89
2013	Dakota Cox	99
2014	Dakota Cox	116
2015	Dakota Cox	97
2016	Dakota Cox	91
2017	Jake Rothschilder	76
2018	Stanley Barnwell, Jr.	76
2019	Alex Hart	82
2020	Brandon Shook	60
2021	Jerrick Reed II	89

SACKS, GAME

No.	Player	Year
4	John Bell vs. Akron	9/24/1988
4	Michael Tuohy vs. New Mexico State	9/9/2006



Robin Cole recorded 17.0 sacks in just a 10-game season, and it still stands on one of UNM's longest-standing records.

SEASON SACKS

No.	Player	Year
1. 17.0	Robin Cole	1975
2. 15.0	Johnny Jackson	1982
3. 14.5	Jesse Becton	1992
4. 14.0	Johnny Jackson	1981
5. 13.0	Bob Shupryt	1980
6. 12.0	Charlie Baker	1978
12.0	Steve Vaipulu	1990

8. 11.0	Ryan Taylor	1997
9. 9.5	Brian Johnson	2000
9.5	Johnathan Rainey	2009

CAREER SACKS

No.	Player	Years
1. 44.0	Johnny Jackson	1981-84
2. 36.0	Robin Cole	1973-76
3. 30.0	Charlie Baker	1977-79
30.0	John Bell	1987-90
5. 20.5	Michael Tuohy	2004-07
6. 20.0	Jimmie Carter	1980-83
7. 19.0	John Wingate	1994-97
8. 17.0	Robert Rumbaugh	1977-79
9. 16.0	Daniel Kegler	2001-03
10. 15.5	Jesse Becton	1991-92

SACKS (Year-By-Year)

Year	Player	No.
1972	Steve Bradshaw	7.0
1973	Don Hubbard	5.0
1974	Robin Cole	9.0
1975	Robin Cole	17.0
1976	Robin Cole	7.0
1977	Charlie Baker	9.0
1978	Charlie Baker	12.0
1979	Charlie Baker	9.0
1980	Bob Shupryt	13.0
1981	Johnny Jackson	14.0
1982	Johnny Jackson	15.0
1983	Johnny Jackson	7.0
1984	Johnny Jackson	8.0
1985	Bob Umdenstock	5.0
1986	Phillip Vaughan	4.0
1987	Torry Edwards	8.0
1988	John Bell	10.0
1989	John Bell	8.0
1990	Steve Vaipulu	12.0
1991	Steve Green	5.0
1992	Jesse Becton	14.5
1993	Buddy Billingsley	7.0
1994	John Wingate	8.0
1995	Corbin Epps	6.0
1996	Chris Carroll	6.0
1997	Ryan Taylor	11.0
1998	Jason Purvis	5.0
1999	Casey Tisdale	6.5
2000	Brian Johnson	9.5
2001	Gary Davis	8.0
2002	Daniel Kegler	7.0
2003	Daniel Kegler	7.5
2004	Fola Fashola	8.0
2005	Cody Kase	5.5
2006	Tyler Donaldson	5.0
2007	Michael Tuohy	6.0
2008	Herbert Felder	7.5
2009	Johnathan Rainey	9.5
2010	Jaymar Latchison	2.0
2011	Carmen Messina	3.0
2012	Jacori Greer	5.0
2013	Brett Bowers	6.0
2014	Nik D'Avanzo	4.5
2015	Maurice Daniels	5.5
2016	Garrett Hughes	6.5
2017	Emmanuel Joseph	2.5
2018	Rhashaun Epting	5.5
2019	Jacobi Hearn	6.0
2020	Joey Noble	4.0
2021	Joey Noble	6.5



Interception Records

INTERCEPTIONS - TEAM

	No.	Opponent	Year
Game	5	at New Mexico State	9/15/2018
	5	at San Diego State	10/28/2003
	5	at San Diego State	10/12/1991
	5	at Memphis	11/22/1986
	5	at Montana	10/24/1959
	5	vs. Colorado State	11/15/1952
	5	at Wyoming	10/28/1950
	5	vs. Kansas State	11/23/1946
Season	28	by 1970 team	

INTERCEPTION YARDS - TEAM

	Yds.	Opponent	Year
Game	148	at New Mexico State	9/15/2018
Season	381	by 1964 team	

INTERCEPTIONS FOR TOUCHDOWNS - TEAM

	TDs	Opponent	Year
Game	2	vs. Wyoming	10/6/2001
Season	4	by 1982 and 2006 teams	

INTERCEPTIONS - INDIVIDUAL

	No.	Opponent	Year
Game	4	Sharay Fields vs. New Mexico State	9/29/1979
	3	Gabriel Fulbright vs. San Diego State	10/18/2003
	3	Jay Morrison vs. San Jose State	11/1/1969
	3	Eddie Stokes vs. Montana	10/26/1963
	3	Chuck Roberts vs. Montana	10/24/1959
Season	10	Sharay Fields	1979
Career	15	Jay Morrison	1969-70
	15	Randy Rich	1972-75

YARDS

	Yds.	Opponent	Year
Game	102	Mark Koskovich vs. New Mexico State	1978
Season	172	Stan Quintana	1964
Career	232	Stan Quintana	1963-65

INTERCEPTIONS (Season)

	No.	Player	Year
1.	10	Sharay Fields	1979
2.	9	Jay Morrison	1969
3.	7	Max Hudspeth	1976
	7	Doug Smith	1978
5.	6	Chuck Roberts	1959
	6	Jay Morrison	1970
	6	Ron Wallace	1973
	6	Randy Rich	1975
	6	Ramos McDonald	1996
	6	Stephen Persley	2001
	6	Brandon Payne	2004

INTERCEPTIONS (Career)

	No.	Player	Year
1.	15	Jay Morrison	1969-70
	15	Randy Rich	1972-75
3.	14	Sharay Fields	1978-80
	14	Gabriel Fulbright	2002-05
5.	12	Chuck Roberts	1957-59
	12	Ron Wallace	1973-75
	12	Max Hudspeth	1974-77
8.	11	Larry White	1951-54
	11	Ray Hornfeck	1981-84
	11	Ramos McDonald	1996-97

INTERCEPTIONS (year-by-year)

1946	Bryan Brock/Fred Doar/Rudy Krall
1947	Bryan Brock/Virgil Boteler
1948	Five with
1949	Six with
1950	Bucky Brandenburg
1951	William Kaiser
1952	Larry White
1953	Larry White
1954	Joe Lynch
1955	Apodaca/Hughes/Pribble
1956	Dick Pribble
1957	Chuck Roberts
1958	Chuck Roberts
1959	Chuck Roberts
1960	Jim Cromartie
1961	Jay McNitt
1962	Cromartie/Hampton/Jensen/Ottmann
1963	Chuck Kelly/Eddie Stokes
1964	Stan Quintana
1965	Stan Quintana/Charles Harrison
1966	John Pautsch
1967	Rick Matthes
1968	Ace Hendricks/Dennis Bryant
1969	Jay Morrison
1970	Jay Morrison
1971	Fred Ratzlaff
1972	Randy Rich
1973	Ron Wallace
1974	Randy Rich
1975	Randy Rich
1976	Max Hudspeth
1977	Max Hudspeth
1978	Doug Smith
1979	Sharay Fields
1980	Sharay Fields/Tracy Mount
1981	Bell/J. Johnson/Sedillo/Simpson
1982	Ray Hornfeck
1983	Steve Sauter
1984	Ray Hornfeck/Nick Johnson
1985	Apodaca/Henson/Reina/Stevenson/Umdenstock
	Thomas Crum
1986	Troy Clewis
1987	Darius Harris
1988	Donald Levingston
1989	Mike Good
1990	Eric Jack
1991	Becton/Butler/Martin/Mateialona/McKinley/Wilson
1992	Eric Jack
1993	Art Celestine
1994	Celestine/Johnson/McGarrahan
1995	Ramos McDonald
1996	Ramos McDonald
1997	Walter Bernard/Chad Smith
1998	Rantie Harper
1999	Walter Bernard
2000	Stephen Persley
2001	Charles Moss/Brandon Ratcliff
2002	Gabriel Fulbright/Brandon Ratcliff
2003	Brandon Payne
2004	Gabriel Fulbright
2005	DeAndre Wright
2006	DeAndre Wright
2007	Glover Quin
2008	Nathan Enriquez
2009	Bubba Forrest
2010	Dante Caro/Zach Dancel/Carmen Messina
2011	Destry Berry/Dallas Bollema
2012	Tevin Newman/Dante Caro/Dallas Bollema/
2013	

3	2014	SaQwan Edwards	1
3	2015	Cranston Jones	3
2	2016	Cranston Jones	4
1	2017	Austin Ocasio/Ryan Santos	2
4	2018	Jacob Girgle	2
5	2019	Marcus Hayes/Evahelotu Tohi	2
5		Erin Austin/De'John Rogers/Jerrick Reed II/Alex Hart	2
2	2020	Jerrick Reed II	4
3	2021	Tavian Combs/Ronald Wilson	2

INTERCEPTION RETURNS (Longest)

	Yds.	Player	Year
4	1.	100 Bob Johnson vs. Wyoming	10/19/1974
6	2.	99 Ray Hornfeck vs. Air Force	10/2/1982
4		99 Brian Braziel vs. UTEP	11/23/1996
4	4.	95 M. Nelson vs. Montezuma College	10/6/1928
2	5.	94 Bill Pegue vs. New Mexico State	10/7/1950
3	6.	91 Jake Rothschilder vs. Abilene Christian	9/2/2017
4	7.	90 Gene Brock vs. UTEP	10/23/1948
2		90 Stan Quintana vs. Wyoming (no TD)	10/31/1964
4	9.	88 Quincy Black vs. BYU	10/18/2006
3	10.	85 Poe Corn vs. New Mexico Mines	10/18/1930



Miscellaneous Records

FEWEST POINTS ALLOWED

	<u>Tot.</u>	<u>Year</u>
Season	24 in 8 games	1927

FEWEST FIRST DOWNS ALLOWED (ALL-TIME)

	<u>FDs</u>	<u>Year</u>
Game	0 by Montezuma College	10/11/1924
Season	82 by 1940 team	

FEWEST FIRST DOWNS ALLOWED (MODERN ERA SINCE 1959)

	<u>FDs</u>	<u>Year</u>
Game	4 by UTEP	10/6/1962
Season	116 by 1962 team	10 games
	123 by 1964 team	11 games
	184 by 1984 team	12 games
	229 by 2007 team	13 games

FEWEST RUSHING ATTEMPTS BY AN OPPONENT

	<u>Atts.</u>	<u>Year</u>
Game	18 by BYU (at UNM)	11/14/1970
	18 by New Mexico State	9/27/2008
Season	348 by 1941 team	

RUSHING YARDS BY AN OPPONENT

	<u>Tot.</u>	<u>Year</u>
Game	-96 by BYU (at UNM)	11/14/1970
Season	931 by 2001 team	

LOWEST RUSHING AVERAGE BY AN OPPONENT

	<u>Avg.</u>	<u>Year</u>
Game	-5.3 BYU (at UNM)	11/14/1970
	(18 att., -96 yards)	
Season	2.4 by 1952 team	
	2.51 by 2001 team (modern era record)	

RUSHING AVERAGE PER GAME BY AN OPPONENT, SEASON

	<u>Avg.</u>	<u>Year</u>
Season	86.1 by 2003 team (5th in NCAA)	2003
	(1,119 yards in 13 games)	

FEWEST PASS COMPLETIONS BY AN OPPONENT

	<u>No.</u>	<u>Year</u>
Game	0 four times; last by Montana (at UNM)	11/17/1962
Season	44 by 1948 team	

FEWEST PASS ATTEMPTS BY AN OPPONENT

	<u>No.</u>	<u>Year</u>
Game	1 by Utah State	10/15/1960
Season	113 by 1948 team	

FEWEST PASSING YARDS BY AN OPPONENT

	<u>No.</u>	<u>Year</u>
Game	0 six times; last by Rice (at UNM)	10/18/1997
Season	568 by 1962 team	

FEWEST TD PASSES BY AN OPPONENT

	<u>No.</u>	<u>Year</u>
Season	3	1947, 1952 and 1962

LOWEST PASS COMPLETION PCT. BY AN OPPONENT

	<u>Pct.</u>	<u>Year</u>
Season	.374 49 of 131	1941
	.380 62 of 162 (modern era record)	1962

FEWEST TOTAL PLAYS BY AN OPPONENT

	<u>TPs</u>	<u>Year</u>
Game	34 Northern Arizona	9/21/1946
Season	479 by 1941 team	
	460 by 2020 team (CoVID shortened)	
	561 by 1962 team	

PER PLAY AVERAGE BY AN OPPONENT

	<u>Avg.</u>	<u>Year</u>
Game	1.1 UTEP	11/12/1983
Season	3.3 by 1952 team	
	3.70 by 1962 team (modern era record)	
Per Game, Season	204.3 by 1940 team	
	207.3 by 1962 team (modern era record)	

PUNTS BLOCKED

	<u>Blk.</u>	<u>Year</u>
Season	5	2000
	4	2001
	3	1940, 1948 and 1979

SAFETIES BY UNM

	<u>No.</u>	<u>Year</u>
Game	1 many times, last vs. New Mexico State	10/3/2015
Season	3	2002

MOST FUMBLES BY UNM

	<u>No.</u>	<u>Year</u>
Game	10 vs. Wyoming	10/18/1952
Season	51 by 1972 team	

OPPONENT FUMBLES

	<u>No.</u>	<u>Year</u>
Game	10 by Arizona State	11/2/1968
Season	45	1954

OPPONENT FUMBLES LOST

	<u>No.</u>	<u>Year</u>
Game	6 by Hawai'i	10/8/1994
	6 by BYU	10/31/1981
	6 by Utah State	9/29/1956
	6 by UTEP	10/22/1949
Season	27	1954

MOST PUNTS BY OPPONENT

	<u>No.</u>	<u>Year</u>
Game	13 four times, last - UTEP	11/12/1983
Season	91	1952

LOWEST UNM PUNTING AVERAGE

	<u>Avg.</u>	<u>Year</u>
Game	19.4 by Montana	11/6/1954
	(5 for 97)	
Season	32.9	1956

LONGEST UNBEATEN STREAK

13 Nov. 13, 1926 - Oct. 6, 1928 (11 wins, 2 ties)

LONGEST WINNING STREAKS

7	Nov. 5, 1927 - Oct. 6, 1928
7	Oct. 16, 1982 - Sept. 3, 1983
7	Nov. 5, 1983 - Sept. 29, 1984
7	Nov. 23, 1996 - Oct. 11, 1997
6	six times; last Oct. 10, 1970 - Nov. 14, 1970

LONGEST WINNING STREAK, HOME GAMES

12 Oct. 2, 1926 - Oct. 13, 1928

LONGEST WINNING STREAK, ROAD GAMES

6	Nov. 14, 1981 - Nov. 6, 1982
4	Oct. 2, 1964 - Nov. 20, 1964
4	Sept. 16, 1978 - Nov. 4, 1978
4	Nov. 2, 1996 - Oct. 11, 1997
4	Oct. 16, 2004 - Sept. 10, 2005

LONGEST LOSING STREAKS

21 Sept. 23, 1967 - Sept. 27, 1969

15 Sept. 29, 2019 - Nov. 26, 2020

14 Oct. 23, 2008 - Nov. 14, 2009

12 Sept. 5, 1987 - Sept. 3, 1988

12 Nov. 13, 2010 - Nov. 5, 2011

TIMES UNM SHUTOUT/OPPONENTS SHUTOUT

130/88

LONGEST UNM SCORING STREAK

121 games from 1973-83

LONGEST SCORING STREAK BY OPPONENTS

216 games from 1984-2002 (current 80 - through 2020)

LONGEST SCORELESS STREAK BY UNM

4 games 1955

LONGEST RUN WITH FUMBLE

97, Pete McDavid vs. Northern Arizona 11/26/1936

LONGEST LATERAL PLAY ON A RUSH

85, Bill Dwyer-Steve Reynolds vs. Colorado College 10/7/1938

LONGEST LATERAL PLAY ON A PASS

70, Bob Arnett-Weldon Hunter vs BYU 11/17/1951



Miscellaneous Records

MOST FIRST DOWNS IN A GAME, UNM

No.	Opponent	Year
1.	37 San Diego State	9/27/1986
2.	34 at San Diego State	11/4/1995
3.	33 at San Diego State	10/22/2005
4.	32 at Utah	11/6/1976
	32 New Mexico State	9/8/1984
	32 at Utah	11/11/1989
	32 at New Mexico State	9/25/1993
	32 TCU	9/10/1994
	32 Air Force	10/27/2001
	32 Incarnate Word	9/1/2018
11.	31 at UTEP	11/2/1985
	31 UTEP	10/6/1990
	31 Texas State	8/30/2003
14.	30 at Arizona	10/25/1975
	30 Hawai'i	10/26/1985
	30 at Utah	11/9/1985
17.	29 Mexico	9/17/1960
	29 Wyoming	10/28/1989
	29 at San Diego State	10/15/1994
	29 at New Mexico State	10/22/1994
	29 Sacramento State	9/22/2007
	29 New Mexico State	9/11/2021
23.	28 New Mexico State	10/25/1986
	28 at Akron	9/24/1988
	28 at BYU	9/17/1994
	28 Northern Arizona	9/18/1999
	28 at Utah State	10/19/2002
	28 BYU	10/8/2005
	28 San Diego State	10/18/2008
	28 Wyoming	11/10/2012
	28 Hawai'i	10/17/2015

MOST FIRST DOWNS IN A SEASON, UNM

No.	Year
1.	271 1986
	271 2016
3.	264 1989
4.	261 2003
5.	260 1985
6.	253 2012
7.	248 1971
8.	247 2005
9.	246 1995
	246 2007

FEWEST FIRST DOWNS IN A GAME, UNM

No.	Opponent	Year
1.	3 at BYU	11/3/1962
2.	5 BYU	11/14/1959
	5 at UTEP	10/1/1966
	5 Wyoming	10/15/1966
	5 at TCU	10/22/2011
6.	6 at New Mexico State	10/19/1963
	6 at Arizona State	10/26/1974
	6 Wyoming	11/24/2018
	6 Tulsa	9/12/2009
	6 at TCU	11/3/2007
	6 at Wyoming	10/15/1988
12.	7 at Utah	9/19/1964
	7 Utah	11/3/1979
	7 at Fresno State	11/13/2021
	7 vs. Oregon State	12/24/2003
16.	8 Utah State	10/15/1960
	8 Wyoming	11/11/1967
	8 at Colorado	9/24/1977
	8 at Texas Tech	9/15/2012
	8 at Boise State	12/03/2011
	8 at San Diego State	11/5/2011
	8 at Oregon	9/4/2010

8	Utah	10/1/2004
8	at UNLV	10/12/2002
8	Oregon State	9/9/2000
8	at Texas	9/17/1988

FEWEST FIRST DOWNS IN A SEASON, UNM

No.	Year
1.	94 1946
2.	98 1952
3.	99 1955
4.	100 1953
5.	112 1954
6.	117 1950
7.	119 1966
8.	124 1947
9.	132 1951
10.	134 1958

MOST FIRST DOWNS IN A GAME, OPPONENT

No.	Opponent	Year
1.	40 Boise State	11/14/2005
2.	38 Texas Tech (at UNM)	9/15/2002
3.	37 Utah (at UNM)	10/18/1986
	37 Fresno State (at UNM)	9/18/1993
	37 Texas Tech (at UNM)	9/27/2002
6.	36 Fresno State	10/5/1991
7.	35 San Diego State (at UNM)	9/27/1986
	35 Missouri	9/10/2005
	35 Oregon	9/4/2010
	35 Colorado State (at UNM)	11/16/2013
11.	34 Arizona	10/25/1969
	34 San Diego State (at UNM)	11/17/1990
	34 Northern Arizona (at UNM)	9/7/1996
	34 Arkansas	9/10/2011
	34 Texas Tech (at UNM)	9/15/2012
	34 Nevada	10/15/2011
	34 Boise State (at UNM)	11/8/2014

MOST FIRST DOWNS IN A SEASON, OPPONENTS

No.	Year
1.	319 1994
2.	314 1986
3.	309 1991
4.	306 2014
5.	303 1988
6.	302 2011
7.	294 2013
8.	288 2010
	288 2015
10.	284 2012

FEWEST FIRST DOWNS IN A GAME, OPPONENT

No.	Opponent	Year
1.	0 Montezuma College (at UNM)	10/11/1924
2.	2 Northern Arizona (at UNM)	9/21/1946
3.	4 UTEP	10/6/1962
4.	6 San Jose State	10/27/1962
	6 UTEP (at UNM)	9/28/1963
	6 Colorado State (at UNM)	11/14/1964
	6 San Diego State	11/22/1980
	6 UTEP (at UNM)	10/10/1981
	6 UCF (at UNM)	9/14/1996
	6 Sacramento State (at UNM)	9/22/2007
11.	7 Arizona (at UNM)	10/10/1964
	7 UTEP (at UNM)	10/20/1973
13.	8 Utah State	10/10/1959
	8 Montana (at UNM)	9/26/1964
	8 Utah State (at UNM)	9/17/1966
	8 Army	9/20/1969
	8 New Mexico State (at UNM)	11/2/1974
	8 UTEP	10/25/1980

8	New Mexico State	10/24/1981
8	Colorado State	11/14/1981
8	San Jose State (at UNM)	12/23/2006
22.	9 Colorado State (at UNM)	11/12/1960
	9 Utah	10/20/1962
	9 Utah (at UNM)	10/16/1965
	9 Fresno State (at UNM)	9/13/1975
	9 Hawai'i	9/22/1979
	9 Hawai'i (at UNM)	10/18/1980
	9 San Diego State (at UNM)	11/19/1983
	9 UTEP (at UNM)	11/12/1983
	9 New Mexico State (at UNM)	9/8/1984
	9 Air Force (at UNM)	10/27/2001
	9 UCLA (Neutral)	12/25/2002
	9 Colorado State	11/23/2002
	9 Wyoming	11/22/2003

FEWEST FIRST DOWNS IN A SEASON, OPPONENTS

No.	Year
1.	98 1952
2.	101 1946
3.	116 1962
4.	118 1953
5.	119 1947
6.	123 1964
7.	128 1949
8.	132 1954
9.	141 1963
10.	145 2020

MOST PENALTIES IN A GAME, UNM

No.	Opponent	Year
1.	17 UTEP	9/1/2001
	17 Hawai'i	11/20/1982
3.	16 San Diego State	10/3/1981
	16 at New Mexico State	9/19/1998
	16 Texas Tech	9/11/2010
	16 at Boise State	11/14/2015
7.	15 Utah	10/7/1967
	15 Utah	11/26/1977
	15 Northern Arizona	8/30/1997
	15 at New Mexico State	9/15/2018
11.	14 at Utah	9/26/1970
	14 at North Texas	10/30/1982
	14 Colorado State	11/13/1982
	14 at BYU	10/15/1983
	14 Colorado State	10/7/1989
	14 at Wyoming	10/13/1990
	14 at San Diego State	10/9/1999
	14 Tulsa	9/12/2015
19.	13 Wyoming	11/15/1969
	13 BYU	11/14/1970
	13 BYU	11/13/1976
	13 at New Mexico State	10/29/1977
	13 UTEP	10/20/1979
	13 New Mexico State	10/23/1982
	13 at New Mexico State	9/24/1983
	13 New Mexico State	9/8/1984
	13 UTEP	10/6/1990
	13 at Air Force Base	10/3/1998
	13 vs. Oregon State	12/24/2003



Miscellaneous Records

MOST PENALTIES IN A SEASON, UNM

	No.	Year
1.	120	1982
2.	101	2002
3.	100	1979
4.	99	1977
5.	97	1983
6.	96	1990
7.	95	1981
8.	94	1978
	94	1984
10.	93	1980
	93	2004

MOST PENALTY YARDS IN A GAME, UNM

	No.	Opponent	Year
1.	163	San Diego State	10/3/1981
2.	160	UTEP	11/5/1977
3.	159	at New Mexico State	9/19/1998
4.	156	UTEP	10/20/1979
5.	154	Tulsa	9/1/2001
6.	150	Utah	11/26/1977
7.	145	BYU	11/14/1970
	145	Texas Tech	11/18/1982
9.	143	New Mexico State	10/21/1978
10.	140	at New Mexico State	10/29/1977
11.	139	Colorado State	11/13/1982
12.	136	Texas Tech	9/25/1976
13.	135	at Boise State	9/11/2010
14.	134	at Denver	10/29/1954
15.	133	at New Mexico State	11/14/2015
16.	132	at BYU	10/15/1983
17.	130	at Utah	9/26/1970
18.	125	Hawai'i	11/20/1982
	125	at New Mexico State	9/24/1983
20.	124	BYU	9/30/1978
	124	New Mexico State	9/27/1980
	124	Colorado State	10/7/1989
23.	122	at Arizona	11/12/1977
	122	UTEP	10/6/1990
	122	UTEP	9/15/2018
26.	120	New Mexico State	9/16/1972
	120	at Texas Tech	9/7/1985
28.	119	at Wyoming	10/4/1980
29.	118	UNLV	9/23/1978
30.	117	at Kansas	10/5/1968
	117	Pacific	11/18/1978
	117	at Utah State	9/20/1997

MOST PENALTY YARDS IN A SEASON, UNM

	No.	Year
1.	1,029	1978
2.	997	1977
3.	979	1982
4.	967	1979
5.	939	1971
6.	936	1990
7.	919	1980
8.	875	1981
9.	862	1984
10.	856	2002

FEWEST PENALTIES IN A GAME, UNM

	No.	Opponent	Year
1.	0	at Wyoming	9/24/1960
	0	at San Diego State	11/17/1984
	0	at Air Force	11/10/2018
4.	1	Utah	10/18/1969
	1	at Hawai'i	10/4/1986
	1	Tulsa	11/8/1986
	1	at Wyoming	11/20/1999

1	Missouri	9/16/2006
1	Colorado State	11/21/2009
1	New Mexico State	10/1/2011
1	Southern	9/1/2012
1	at Wisconsin	9/8/2018
1	UTSA	8/31/2013
1	at Air Force	10/18/2014
1	at Boise State	9/14/2017

FEWEST PENALTIES IN A SEASON, UNM

	No.	Year
1.	26	1960
2.	37	1961
3.	39	1957
4.	41	2020*
5.	42	1964
6.	43	1951
	43	1963
8.	44	1964
	44	2013
10.	45	1953

FEWEST PENALTY YARDS IN A GAME, UNM

	No.	Opponent	Year
1.	0	at Wyoming	9/24/1960
	0	at San Diego State	11/17/1984
	0	at Air Force	11/10/2018
4.	1	at Wyoming	11/20/1999
5.	4	at Iowa State	9/30/1972
6.	5	Utah	10/18/1969
	5	at Hawai'i	10/4/1986
	5	Tulsa	11/8/1986
	5	UTSA	8/31/2013
	5	Southern	11/21/2012
	5	Colorado State	11/21/2009
	5	Missouri	9/16/2006
	5	at Texas Tech	8/26/2000
14.	6	New Mexico State	9/28/1991
15.	8	at Utah	11/13/1999
16.	9	at Wyoming	10/12/2013
	9	at Air Force	10/23/2008
18.	10	New Mexico State	10/25/1986
	10	at Air Force	11/27/1999
	10	at Wyoming	11/22/2003

FEWEST PENALTY YARDS IN A SEASON, UNM

	No.	Year
1.	269	1960
2.	282	1961
3.	342	1957
4.	344	1955
5.	345	1951
6.	363	2013
7.	378	1965
8.	383	1946
9.	390	1953
	390	2020 (CoVID shortened season)

MOST PENALTIES IN A GAME, OPPONENT

	No.	Opponent	Year
1.	16	New Mexico State (at UNM)	10/30/1976
2.	15	Arizona State	12/14/1948
	15	BYU	11/3/1973
	15	Colorado State	10/22/1977
	15	BYU (at UNM)	9/6/1980
	15	Colorado State (at UNM)	11/11/1978
	15	San Diego State	10/16/1982
	15	New Mexico State (at UNM)	9/15/2017
9.	14	Mexico (at UNM)	9/17/1960
	14	San Diego State	11/17/1984
	14	Colorado State (at UNM)	10/7/1989

15.	14	Utah State	9/20/1997
	14	BYU	11/20/2010
	14	Texas A&M	9/5/2009
	13	Arizona	11/4/1967
	13	Hawai'i	9/22/1979
	13	UNLV (at UNM)	11/1/1980
	13	San Diego State (at UNM)	10/3/1981
	13	Hawai'i	10/22/1983
	13	UTEP (at UNM)	10/11/1986
	13	Fresno State (at UNM)	9/3/1988
	13	Wyoming (at UNM)	10/28/1989
	13	Hawai'i	9/30/1989
	13	Wyoming (at UNM)	10/19/1991
13	TCU	9/7/1991	
13	Wyoming	11/12/1994	

MOST PENALTIES IN A SEASON, OPPONENT

	No.	Year
1.	103	1967
2.	102	1978
	102	1989
4.	98	1965
	98	1980
	98	1991
7.	95	1984
	95	1988
9.	94	1968
	94	1975
	94	1994

MOST PENALTY YARDS IN A GAME, OPPONENT

	No.	Opponent	Year
1.	187	Arizona	11/4/1967
2.	183	BYU	11/3/1973
3.	160	Colorado State	10/22/1977
4.	159	Mexico	9/17/1960
	159	San Diego State (at UNM)	10/16/1982
6.	156	Utah State	9/20/1997
7.	154	Utah State	10/19/2002
8.	152	Utah (at UNM)	10/7/1967
9.	151	UNLV (at UNM)	11/1/1980
	151	Northern Arizona (at UNM)	9/18/1999
11.	146	Hawai'i	9/22/1979
12.	144	Arizona	11/5/1949
13.	142	San Jose State	10/21/1967
14.	141	BYU	11/20/2010
15.	140	Oregon State (at UNM)	9/8/1979
	140	Hawai'i	10/22/1983
17.	134	Colorado State (at UNM)	10/7/1989
18.	132	Utah (at UNM)	11/3/1979
19.	131	San Diego State	10/12/1991
20.	130	Wyoming	11/12/1994
21.	128	BYU (at UNM)	9/30/1978
22.	127	TCU	9/7/1991
23.	126	BYU	10/11/1969
	126	Utah (at UNM)	11/26/1977
25.	124	Arizona State	11/11/1972
	124	Hawai'i	9/30/1989
27.	123	Texas A&M	9/5/2009
28.	122	BYU (at UNM)	9/6/1980
	122	Wyoming (at UNM)	10/19/1991
30.	120	at New Mexico State	10/29/1977
	120	San Diego State	11/4/1995



Miscellaneous Records

MOST PENALTY YARDS IN A SEASON, OPPONENT

	No.	Year
1.	1,018	1967
2.	1,002	1980
3.	1,001	1979
4.	988	1989
5.	966	1978
6.	941	1977
7.	892	1991
8.	881	1968
9.	880	1984
10.	879	1982

FEWEST PENALTIES IN A GAME, OPPONENT

	No.	Opponent	Year
1.	0	Colorado State (at UNM)	11/10/1962
	0	Kansas State	9/24/1966
	0	UTEP	10/14/1989
	0	Air Force	10/23/2008
5.	1	Utah (at UNM)	11/9/1996
	1	San Diego State (at UNM)	11/25/2006
	1	Wyoming	11/19/2011
	1	UNLV (at UNM)	9/28/2013
	1	Colorado State (at UNM)	11/16/2013
	1	Air Force	10/18/2014
	1	Nevada	10/10/2015
	1	Air Force (at UNM)	11/28/2015
	1	Hawai'i	10/29/2016
	1	UNLV (at UNM)	11/17/2017
	1	UNLV (at UNM)	11/6/2021

FEWEST PENALTIES IN A SEASON, OPPONENT

	No.	Year
1.	31	1961
2.	35	1962
3.	39	2020 (CoVID shortened season)
4.	45	2013
5.	46	1959
	46	1960
7.	47	1963
8.	50	1996
9.	51	1957
10.	53	1964

FEWEST PENALTY YARDS IN A GAME, OPPONENT

	No.	Opponent	Year
1.	0	Colorado State (at UNM)	11/10/1962
	0	Kansas State	9/24/1966
	0	UTEP	10/14/1989
	0	Air Force	10/23/2008
5.	4	Air Force	10/21/2000
6.	5	Utah (at UNM)	11/9/1996
	5	Colorado State (at UNM)	11/16/2013
	5	Air Force	10/18/2014
	5	Nevada	10/10/2015
	5	UNLV (at UNM)	11/17/2017
11.	7	Wyoming	10/13/2017
12.	8	Utah State (at UNM)	11/7/2015
13.	9	Northern Arizona (at UNM)	9/23/2000
14.	10	Hawai'i (at UNM)	10/2/1993
	10	at Air Force (at UNM)	11/27/1999
	10	Colorado State	10/7/2000
	10	Wyoming	10/6/2001
	10	BYU (at UNM)	10/13/2001
	10	San Diego State	11/3/2001
	10	UNLV (at UNM)	9/28/2013
	10	UTEP (at UNM)	8/30/2014
	10	Hawai'i	10/29/2016

FEWEST PENALTY YARDS IN A SEASON, UNM

	No.	Year
1.	275	1962
2.	292	1961
3.	337	2013
4.	347	2020 (CoVID shortened season)
5.	374	1959
	374	1996
7.	395	1963
8.	398	1960
9.	421	1965
10.	440	2206

FEWEST UNM TURNOVERS, SINGLE SEASON

	No.	Type	Year
1.	9	(3 fumbles, 6 interceptions)	2020*
2.	12	(5 fumbles, 7 interceptions)	1996
3.	14	(10 fumbles, 4 interceptions)	2012
	14	(9 fumbles, 5 interceptions)	2013
	14	(8 fumbles, 6 interceptions)	2016
6.	17	(8 fumbles, 9 interceptions)	1993
	17	(8 fumbles, 9 interceptions)	1993
8.	18	(8 fumbles, 10 interceptions)	1995
	18	(5 fumbles, 13 interceptions)	1999
10.	19	(7 fumbles, 12 interceptions)	2004
	19	(9 fumbles, 10 interceptions)	2000

MOST UNM TURNOVERS, SINGLE SEASON

	No.	Type	Year
1.	46	(29 fumbles, 17 interceptions)	1974
	46	(26 fumbles, 20 interceptions)	1984
3.	45	(23 fumbles, 22 interceptions)	1980
4.	43	(17 fumbles, 26 interceptions)	1950
	43	(16 fumbles, 27 interceptions)	1967
	43	(25 fumbles, 18 interceptions)	1977
7.	42	(24 fumbles, 18 interceptions)	1949
8.	41	(9 fumbles, 32 interceptions)	1946
	41	(30 fumbles, 11 interceptions)	1972
	41	(19 fumbles, 22 interceptions)	1989



UNM Year-by-Year

Year	First G	Downs	Rushing Att/Yds	Passing C-A-I-Yds	Total Offense	Scoring TP-Avg.	Punting No-Avg.	Punt Returns	Kickoff Returns	Int. Returns	Penalties No-Yds	Fumbles Lost	Sacks
1946	12	94	383-1,232	53-161-32--1,063	2,295	100-10.0	73-40.2	37-448	38-748	20-300	58-383	37-9	
1947	10	124	440-2,142	45-124-15--798	2,940	171-17.1	54-34.1	27-265	32-708	13-104	50-399	25-13	
1948	11					146-13.3							
1949	10	103	479-1,516	49-146-18--663	2,179	98-9.8	81-36.2	35-343	53-912	6-93	73-660	36-24	
1950	10	117	413-1,461	85-215-26--1,046	2,507	160-16.0	69-32.3	29-289	56-1,291	20-323	57-481	32-17	
1951	11	132	471-1,729	97-197-14--1,159	2,888	193-17.5	78-39.4	25-320	44-864	20-188	43-345	26-15	
1952	9	98	470-1,416	41-127-14--677	2,093	119-13.2	91-37.4	45-338	16-316	17-251	53-464	37-13	
1953	9	100	407-1,437	34-99-13--370	1,807	154-17.1	55-36.3	28-415	24-493	14-174	45-390	39-22	
1954	10	112	452-1,398	42-124-13--584	1,982	151-15.1	51-42.6	22-210	35-750	14-164	52-545	39-26	
1955	10	99	420-1,001	61-140-13--696	1,697	61-6.1	49-36.6	19-259	36-734	12-110	56-344	32-21	
1956	10	138	497-1,999	49-133-12--903	2,902	177-17.7	54-35.5	22-295	36-781	11-94	63-462	29-17	
1957	10	153	533-2,104	39-109-14--508	2,612	140-14.0	46-34.8	10-115	29-584	10-104	39-342	40-21	
1958	10	134	476-2,114	46-107-7--699	2,813	204-20.5	54-35.1	20-220	31-566	16-175	60-546	25-15	
1959	10	167	535-2,899	44-104-5--664	3,563	260-26.0	50-37.7	24-243	30-767	17-202	53-500	23-15	
1960	10	159	491-2,301	51-126-10--790	3,091	234-23.4	43-35.6	17-217	24-596	11-154	26-269	29-19	
1961	11	154	503-2,080	33-87-9--639	2,625	187-18.7	42-39.3	15-149	36-743	14-226	37-282	29-19	
1962	10	143	527-2,428	25-59-14--667	3,095	210-21.0	41-41.0	29-327	35-748	15-210	47-405	24-19	
1963	10	135	460-1,958	36-104-9--671	2,629	177-17.7	53-35.8	25-277	27-432	14-278	43-414	25-12	
1964	11	170	550-2,341	50-107-8--878	3,219	185-16.8	42-34.6	26-271	23-400	13-381	42-409	41-26	
1965	10	142	514-2,068	46-146-10--667	2,735	127-12.7	55-38.7	31-316	38-856	10-137	44-378	34-19	
1966	10	119	464-1,177	75-193-15--885	2,062	101-10.1	74-37.4	27-168	40-757	12-46	64-592	30-17	
1967	10	173	325-505	193-416-27--2,491	2,996	152-15.2	77-33.1	32-365	55-1,291	10-134	64-612	25-16	
1968	10	140	505-1,115	94-226-14--1,132	2,168	120-12.0	83-38.5	23-249	40-874	10-141	65-603	32-21	
1969	10	158	587-1,833	71-174-12--979	2,812	158-15.8	74-38.6	21-221	42-869	21-247	52-472	29-18	
1970	10	180	627-3,501	52-124-11--665	4,166	291-29.1	60-36.7	24-230	33-578	28-363	88-804	36-26	
1971	11	248	747 -4,229	57-115-8--919	5,148	341-31.0	58-32.5	23-71	39-816	15-116	82-939	30-20	
1972	11	187	686-3,085	56-159-11--902	3,987	188-18.9	74-38.9	35-262	38-751	9-70	75-649	51-30	
1973	11	210	652-2,800	74-177-13--1,289	4,089	257-23.4	62-43.5	24-185	37-699	12-122	78-733	38-20	
1974	11	178	510-1,630	139-295-17--1,492	3,122	192-17.5	71-40.8	17-107	44-858	17-222	55-438	43-29	
1975	11	235	464-1,662	191-354-14--2,529	4,191	291-26.5	53-38.6	25-324	35-744	19-296	72-677	37-18	
1976	11	237	645-2,639	103-229-14--1,634	4,273	229-20.8	65-34.2	31-114	29-557	12-81	79-757	39-21	
1977	12	233	651-2,595	108-231-18--1,577	4,172	273-22.8	74-38.6	27-325	42-782	11-189	99-997	46-25	38
1978	12	237	647-2,730	141-290-18--2,077	4,807	284-23.7	70-38.1	36-285	34-760	16-167	94-1,029	43-17	46
1979	12	193	642-2,332	122-249-17--1,519	3,851	211-17.6	83-39.9	47-385	39-645	24-309	100-967	43-19	24
1980	11	235	583-2,036	155-344-22--2,326	4,339	246-22.4	66-37.8	48-396	46-851	9-94	93-919	39-23	35
1981	12	195	514-1,252	169-381-14--2,346	3,598	225-18.8	94 -38.7	31-187	29-454	16-67	95-875	33-17	51
1982	11	225	564-2,998	117-237-12--1,824	4,822	374-34.0	67-42.3	29-136	21-326	16-348	120 -979	22-15	53
1983	12	210	607-2,494	120-228-13--1,631	4,125	239-19.9	70-41.9	37-157	14-222	9-58	97-842	33-14	45
1984	12	217	622-2,472	103-229-20--1,774	4,246	251-20.9	69-41.7	29-188	44-709	6-34	94-862	48-26	34
1985	11	260	519-1,920	194-395-24--3,245	5,165	289-26.3	57-41.6	10-58	49-799	14-107	82-709	28-12	24
1986	12	271	541-2,404	204-356-13--2,865	5,269	317-26.4	60-43.3	14-87	51-973	13-90	58-484	46-17	35
1987	11	213	302-739	284-514-27--3,230	3,969	209-19.0	84-40.7	24-201	54-1,020	10-91	87-711	32-13	36
1988	12	192	408-1,010	193-397-20--2,336	3,346	170-14.2	87-40.6	26-131	61-1,165	12-42	86-738	27-15	24
1989	12	264	411-1,072	290 -532-22-- 3,732	4,804	298-24.8	72-38.9	38-166	54-1,199	16-207	89-804	36-19	29
1990	12	245	421-1,096	237-510-23--3,221	4,317	279-23.3	80-41.4	33-195	57-1,073	14-258	96-936	36-15	43
1991	12	235	353-926	246-518-24--3,584	4,510	240-20.0	66-40.2	17-92	62-1,120	13-109	61-508	29-16	27
1992	11	206	450-1,722	173-323-13--2,368	4,090	247-22.5	52-39.1	29-239	32-739	6-165	64-523	21-10	40
1993	11	240	471-1,893	189-327-9--2,648	4,541	335-30.5	53-45.0	19-146	26-672	8-180	64-558	25-8	22
1994	12	300	526-2,527	235-411-12--3,137	5,664	401-33.4	50-39.2	13-67	33-688	9-75	83-725	21-9	31
1995	11	246	516-2,380	164-287-10--2,223	4,603	256-23.3	42-37.8	19-127	35-947	3-6	67-590	24-8	29
1996	11	245	546-2,692	160-264-7--2,101	4,793	331-30.1	49-43.3	32-347	23-546	12-286	71-655	12-5	31
1997	13	242	541-2,476	171-289-9--2,371	4,847	390-32.5	49-43.7	42-288	33-758	16-309	90-763	17-11	36.5
1998	12	228	464-1,669	211-396-19--2,736	4,405	274-22.8	78-40.2	33-230	55-1,066	8-118	85-749	19-9	26
1999	11	211	442-1,573	198-370-13--2,226	3,799	240-21.8	66-35.4	30-260	23-450	7-31	51-451	10-5	23
2000	12	179	556-1,776	120-231-10--1,423	3,199	229-19.1	88-39.5	51-481	26-550	15-98	73-630	20-9	50
2001	11	209	508-2,094	141-331-17--2,051	4,145	304-27.6	72-39.2	33-3371	26-613	15-110	71-624	20-8	26
2002	14	231	593-2,504	192-352-10--2,037	4,541	341-24.4	82-39.8	34-382	41-803	15-277	101-856	29-16	38
2003	13	261	616-2,730	161-307-14--2,477	5,207	391-30.1	72-39.0	39-341	38-724	13-137	90-783	20-10	39
2004	12	193	526-2,147	116-259-12--1,429	3,576	244-20.3	77-38.9	31-221	31-542	12-73	93-741	21-7	42
2005	11	247	527-2,200	187-311-13--2,171	4,371	326-29.6	55-38.8	23-188	34-623	15-226	81-618	22-8	36
2006	13	219	433-1,444	204-390-9--2,676	4,120	284-21.8	71-39.6	28-179	45-923	14-291	65-544	30-14	29
2007	13	246	503-1,767	253-437-10--3,070	4,837	321-24.7	74-40.6	37-376	45-946	11-137	86-688	23-15	23
2008	12	220	540-2,499	159-289-14--1,576	4,075	253-21.1	61-38.3	22-339	36-898	12-157	82-694	19-8	21
2009	12	196	361-1,203	268-470-15--2,581	3,784	196-16.3	67-43.1	19-68	54-1,035	7-31	79-724	23-11	23
2010	12	188	440-1,296	192-365-15--1,892	3,188	190-15.8	87-39.6	10-23	70-1,648	4-53	79-701	31-16	11
2011	12	187	405-1,358	201-355-8--2,196	3,554	144-12.0	75-39.1	9-12	63-1,343	3-21	82-582	24-13	10
2012	13	253	688-3,917	79-154-4--895	4,812	335-25.8	55-43.1	15-78	40-956	11-233	62-530	30-10	21
2013	12	241	604-3,706	90-177-7--1,356	5,062	393-32.8	47-45.8	13-60	67-1,608	4-51	44-363	19-9	16
2014	12	205	586-3,725	76-149-6--1,069	4,794	332-27.7	57-41.8	12-60	44-985	11-151	52-498	25-12	24
2015	13	235	638-3,278	118-230-14--1,768	5,046	389-29.9	68-41.8	11-58	38-871	14-170	89-840	18-7	30
2016	13	271	688-4,550	96-179-6--1,359	5,939	477 -36.7	54-35.8	22-150	38-864	8-86	82-737	17-8	27
2017	12	211	542-2,825	120-242-14--1,489	4,314	248-20.7	67 -47.3	11-117	43-906	6-162	73-613	26-15	21
2018	12	210	505-1,838	153-288-17--2,122	3,960	319-26.6	75-43.7	17-330	24-378	9-213	56-569	19-9	26
2019	12	244	501-2,463	163-331-15--2,340	4,803	267-22.2	60-45.6	24-147	26-627	4-71	81-729	21-11	22
2020	7	152	289-1,370	122-215-6--1,386	2,756	167-23.9	35-39.5	6-32	28-560	6-76	41-390	9-3	14
2021	12	165	464-1,450	143-260-8--13,69	2,819	146-12.2	83-41.8	17-198	41-993	9-24	83-685	22-12	25

boldface indicates school record



Opponent Year-by-Year

Year	G	First Downs	Rushing Att/Yds	Passing C-A-I-Yds	Total Offense	Scoring TP-Avg.	Punting No-Avg.	Punt Returns	Kickoff Returns	Int. Returns	Penalties No-Yds	Fumbles Lost	Sacks
1946	12	101	457-1,745	59-151-20-687	2,432	192-19.2	68-35.5	32-453	19-335	32-356	55-456	37-17	
1947	10	119	398-1,792	50-118-13-811	2,603	182-18.2	55-36.3	25-367	29-522	14-272	63-581	33-17	
1948	11					217-19.7							
1949	10	128	477-2,493	82-167-8-1,272	3,765	307-30.7	58-36.2	57-604	24-420	19-173	78-722	24-19	
1950	10	162	504-2,863	71-169-12-998	3,861	330-33.0	54-342	48-582	24-710	26-233	75-685	29-18	
1951	11	183	544-1,999	113-246-16-1,735	3,734	208-18.9				14-132			
1952	9	98	425-1,031	68-170-13-931	1,962	46-5.1	88-36.3	41-514	24-422	16-132	57-462	36-17	
1953	9	118	406-1,303	64-148-11-905	2,207	103-11.4	62-34.2	24-157	26-365	15-148	61-511	37-22	
1954	10	132	441-1,950	64-167-14-847	2,797	158-15.8	41-33.1	26-333	23-458	13-108	68-578	45-27	
1955	10	139	438-2,134	54-138-11-821	2,955	213-21.3	36-35.7	28-261	15-312	15-227	56-488	31-19	
1956	10	153	452-2,211	73-152-11-807	3,018	205-20.5	49-37.3	34-457	31-617	14-214	78-712	33-20	
1957	10	147	483-1,994	61-148-9-753	2,747	144-14.4	44-33.6	19-216	30-524	11-54	51-456	40-23	
1958	10	150	471-1,823	80-178-15-917	2,740	185-18.5	52-36.1	20-138	31-597	7-121	64-472	32-12	
1959	10	139	425-1,786	65-164-16-865	2,651	135-13.5	50-37.9	24-170	45-953	7-31	46-374	27-17	
1960	10	162	457-1,998	83-173-11-1,140	3,145	182-18.2	34-37.5	15-227	41-779	10-110	46-398	41-25	
1961	11	159	476-2,017	62-163-14-1,070	3,087	183-18.3	NA-38.5	18-170	31-638	9-128	31-292	27-15	
1962	10	116	444-1,505	46-117-15-568	2,073	159-15.9	54-37.2	27-345	34-826	14-313	35-275	21-13	
1963	10	141	450-1,600	74-171-14-863	2,463	143-14.3	52-38.1	22-253	35-633	9-49	47-395	21-10	
1964	11	123	448-1,404	63-156-13-912	2,316	90-8.2	66-35.8	18-115	29-571	8-91	53-442	33-16	
1965	10	168	332-1,220	135-264-10-2,011	3,231	226-22.6	49-38.2	34-260	29-607	10-120	98-421	25-16	
1966	10	173	426-1,748	123-251-12-1,713	3,461	320-32.0	51-37.6	42-301	25-389	15-110	58-583	29-17	
1967	10	181	453-2,110	134-274-10-2,346	4,456	433-43.3	54-42.7	39-267	33-656	26-403	103-1,018	23-10	
1968	10	207	534-2,820	105-232-10-1,466	4,286	403-40.3	50-37.6	46-548	23-445	13-216	94-881	29-16	
1969	10	202	517-2,551	97-224-21-1,487	4,038	281-28.1	57-39.4	51-584	37-757	12-142	62-610	28-18	
1970	10	180	429-1,645	154-310-28-1,932	3,589	222-22.2	53-39.2	29-229	43-986	11-127	74-614	24-14	
1971	11	223	523-2,277	129-250-15-1,731	4,008	292-26.5	52-38.8	23-162	47-1,085	8-108	61-535	28-17	
1972	11	237	597-2,908	125-251-9-1,718	4,626	327-29.7	62-39.0	40-368	26-588	11-167	71-714	38-22	
1973	11	216	523-2,056	145-285-12-1,960	4,017	287-26.1	67-38.7	33-396	31-532	13-150	81-875	26-12	
1974	11	187	576-2,029	103-200-17-1,507	3,536	263-23.9	59-39.0	40-479	34-762	17-159	77-710	41-22	
1975	11	234	562-2,180	146-291-19-2,050	4,230	232-21.1	66-34.1	16-53	32-650	14-145	94-843	32-16	
1976	11	196	522-1,861	125-268-12-2,000	3,861	235-21.4	71-39.3	10-92	27-441	14-174	78-751	35-15	
1977	12	254	659-2,568	126-271-11-1,880	4,448	339-28.3	69-40.7	28-145	25-376	18-181	86-941	31-16	
1978	12	215	573-2,027	145-284-16-1,825	3,852	205-17.1	78-41.8	17-145	29-493	18-185	102-966	37-20	
1979	12	204	528-1,873	144-327-24-2,118	3,991	229-19.1	85-39.5	38-318	20-363	17-263	92-1,001	28-14	
1980	12	177	498-2,146	105-236-9-1,596	3,302	364-33.1	86-42.9	29-401	22-510	22-355	98-1,002	26-12	
1981	12	184	555-1,534	137-305-16-1,952	3,486	231-19.3	86-40.1	35-203	22-416	14-67	86-737	44-22	
1982	11	206	444-1,145	169-377-14-2,493	3,538	225-20.5	76-40.5	29-317	27-670	12-188	85-879	31-18	
1983	12	206	545-1,397	156-278-9-2,190	3,587	233-19.4	79-40.4	40-368	29-669	13-77	87-859	36-18	
1984	12	229	583-2,306	134-261-6-2,138	4,444	359-29.9	62-42.3	35-308	34-885	20-213	95-880	34-20	
1985	11	263	582-2,318	182-303-14-2,826	5,144	415-37.7	41-38.6	25-353	28-543	24-405	72-691	40-17	
1986	12	314	541-2,309	272-480-13-3,498	5,807	338-28.2	59-36.5	24-200	40-773	13-185	87-695	30-12	
1987	11	273	612-3,105	158-275-10-2,472	5,577	444-40.4	56-38.5	49-562	21-448	27-235	90-687	33-13	
1988	12	303	599-2,888	192-338-12-2,884	5,772	518-43.2	48-42.6	44-313	32-668	20-298	95-796	31-11	
1989	12	232	532-2,596	176-328-16-2,427	5,023	378-31.5	71-38.9	35-353	41-888	22-466	102-988	32-16	
1990	12	259	519-1,705	215-382-14-3,473	5,178	400-33.3	64-39.0	43-476	51-982	24-289	91-822	37-21	
1991	12	309	640-3,783	173-313-13-2,512	6,295	473-39.4	45-39.2	35-264	43-797	24-424	98-892	43-19	
1992	11	255	504-2,212	194-327-6-2,331	4,543	287-26.1	61-37.9	15-97	33-750	13-105	82-696	30-14	28
1993	11	237	467-2,000	180-327-8-2,312	4,312	256-23.3	63-38.2	28-147	44-940	9-130	72-574	29-13	25
1994	12	319	542-2,658	238-374-9-3,196	5,854	386-32.2	46-40.9	18-60	37-749	12-81	94-767	34-18	15
1995	11	259	483-2,065	180-282-3-2,664	4,729	303-27.5	42-38.3	17-187	27-526	10-49	88-837	23-14	16
1996	11	230	435-1,828	168-311-12-2,450	4,278	280-25.5	55-40.3	23-223	19-546	7-162	50-374	19-10	11
1997	13	232	469-1,880	153-333-16-1,989	3,869	254-21.2	68-39.3	25-228	39-736	9-123	65-644	20-13	15
1998	12	249	479-2,070	212-387-8-2,667	4,737	397-33.1	64-40.7	44-677	27-687	19-306	79-700	23-10	27
1999	11	206	435-1,819	171-309-7-2,266	4,085	298-27.1	64-39.3	18-263	28-514	13-99	76-709	23-13	30
2000	13	199	431-1,384	191-375-15-2,329	3,713	249-20.8	82-39.9	51-353	39-733	10-154	66-566	21-12	27
2001	11	176	383-961	192-375-15-2,458	3,419	243-22.1	73-38.0	43-258	51-950	17-258	55-449	23-10	20
2002	14	241	513-1,608	244-452-15-3,051	4,659	358-25.6	74-40.4	37-313	42-850	10-158	72-596	26-13	17
2003	13	243	428-1,119	270-477-13-3,227	4,346	290-22.3	73-40.9	31-227	64-1,417	14-168	76-653	27-16	26
2004	12	224	462-1,300	220-396-13-2,579	3,879	224-18.7	66-40.1	32-268	37-668	12-109	72-638	27-15	24
2005	11	213	384-1,439	214-373-15-2,797	4,236	327-29.7	55-38.4	17-171	31-745	13-224	60-547	14-5	19
2006	13	244	442-1,535	256-427-14-3,086	4,621	312-24.0	62-41.8	23-269	23-459	9-135	57-440	19-11	43
2007	13	229	490-1,593	229-416-11-2,566	4,159	247-19.0	85-41.6	14-109	64-1,229	10-108	77-634	26-14	25
2008	12	215	439-1,462	211-366-12-2,562	4,024	273-22.8	58-41.1	29-200	42-822	14-254	65-572	25-13	18
2009	12	271	509-1,980	229-364-7-3,044	5,024	431-35.9	49-42.0	36-341	44-1,036	15-225	75-705	23-13	41
2010	12	288	567-3,002	192-318-4-2,626	5,628	532-44.3	44-43.7	34-531	33-979	15-194	77-754	24-15	27
2011	12	302	541-2,963	244-336-3-2,942	5,905	500-41.7	35-37.9	32-383	30-722	8-24	67-591	22-10	30
2012	13	284	428-2,274	271-417-11-3,500	5,774	393-30.2	41-46.0	22-102	31-790	4-102	77-621	25-14	12
2013	12	294	500-3,086	228-336-4-3,113	6,199	513-42.8	41-41.0	18-213	50-1,145	5-3	45-337	16-6	24
2014	12	306	554-3,228	217-359-11-2,995	6,223	431-35.9	44-41.1	24-139	23-444	6-87	60-487	19-8	11
2015	13	288	552-2,505	221-380-14-3,184	5,689	369-28.4	54-42.4	20-72	21-474	14-123	68-537	19-11	13
2016	13	254	471-2,242	201-345-8-2,890	5,132	409-31.5	59-40.8	24-204	13-307	6-16	61-544	12-5	12
2017	12	235	406-1,889	222-373-6-2,887	4,776	382-31.8	70-43.9	11-117	9-151	14-131	64-599	16-7	15
2018	12	283	536-2,604	209-363-9-3,072	5,676	434-36.2	58-43.1	29-218	18-268	17-213	76-588	23-13	27
2019	12	269	456-1,971	258-412-4-3,857	5,828	446-37.2	54-44.3	18-131	19-439	15-133	80-702	15-7	18
2020	7	145	241-1,149	143-219-6-1,981	3,130	228-32.6	25-41.6	8-64	23-481	6-20	39-347	12-7	16
2021	12	226	464-1,732	197-351-9-2,638	4,370	341-28.4	45-45.1	24-221	13-280	8-72	73-670	11-4	33

boldface indicates school record



Honors

SPORTS ILLUSTRATED PLAYER OF THE WEEK

Herman Fredenberg vs. BYU	Oct. 1, 1971
Johnny Jackson vs. Utah	Nov. 7, 1981
Johnny Jackson vs. Colorado State	Nov. 13, 1982
Eric Jack vs. Colorado State	Nov. 16, 1991
Eric Jack vs. Hawai'i	Oct. 2, 1993

ASSOCIATED PRESS BACK OF THE WEEK

Don Perkins vs. Air Force	Nov. 21, 1959
Steve Myer vs. Arizona	Oct. 25, 1975
Brad Wright vs. Brigham Young	Sept. 6, 1980
Johnny Jackson vs. Utah	Nov. 7, 1981

AP DEFENSIVE PLAYER OF THE WEEK

Johnny Jackson vs. Colorado State	Nov. 13, 1982
-----------------------------------	---------------

AP LINEMAN OF THE WEEK

Charlie Baker vs. Texas Tech	Sept. 15, 1979
------------------------------	----------------

UPI BACK OF THE WEEK

Don Perkins vs. Air Force	Nov. 21, 1959
Don Woods vs. New Mexico State	Sept. 15, 1973
Steve Myer vs. Arizona	Oct. 25, 1975
Mike Williams vs. Texas-El Paso	Sept. 18, 1976

UPI COACH OF THE WEEK

Rudy Feldman vs. Kansas	Oct. 4, 1969
-------------------------	--------------

ABC-TV DEFENSIVE PLAYER OF THE GAME

Andy Frederick vs. Brigham Young	Nov. 13, 1976
Mike Forrest vs. Utah	Nov. 4, 1978
Johnny Jackson vs. Utah	Nov. 7, 1981

ABC-TV OFFENSIVE PLAYER OF THE GAME

Brad Wright vs. Utah	Nov. 4, 1978
Jimmy Sayers vs. Wyoming	Oct. 4, 1980
Stoney Case vs. Brigham Young	Sept. 24, 1994

CBS-TV OFFENSIVE PLAYER OF THE GAME

David Osborn vs. Air Force	Oct. 2, 1982
Michael Johnson vs. Brigham Young	Oct. 9, 1982

WTBS-TV DEFENSIVE PLAYER OF THE GAME

Johnny Jackson vs. Hawai'i	Nov. 20, 1982
----------------------------	---------------

ESPN PLAYER OF THE GAME

Tom Bradford vs. Brigham Young	Oct. 25, 1984
--------------------------------	---------------

CONFERENCE PLAYERS OF THE WEEK

(Western Athletic 1980-98;

Mountain West 1999-current)

OFFENSE (46)

QB Brad Wright vs. Brigham Young	1980
RB Jimmy Sayers vs. San Diego State	
QB David Osborn vs. Air Force	1982
QB Buddy Funck vs. Texas Tech	1984
QB Buddy Funck vs. Texas-El Paso	
QB Billy Rucker vs. Wyoming	1985
QB Billy Rucker vs. San Diego State	1986
QB Ned James vs. New Mexico State	
WR Terance Mathis vs. Colorado State	
WR Terance Mathis vs. Hawai'i	1987
WR Tony Jones vs. Colorado State	1988
WR Terance Mathis vs. Texas Tech	1989
QB Jeremy Leach vs. Utah	
QB Fred Schweer vs. Texas-El Paso	1993
QB Stoney Case vs. Brigham Young	1994
WR Gavin Pearlman vs. Utah	
QB Donald Sellers vs. New Mexico State	1995
TB Lennox Gordon vs. New Mexico State	1996
QB Graham Leigh vs. Northern Arizona	1997

QB Graham Leigh vs. New Mexico State	
QB Graham Leigh vs. San Diego State	
QB Graham Leigh vs. Brigham Young	
QB Sean Stein vs. Air Force	1999
RB Holmon Wiggins vs. Texas Tech	2000
RB Jarrod Baxter vs. Utah	
RB Jarrod Baxter vs. UTEP	2001
RB Jarrod Baxter vs. New Mexico State	
QB Justin Millea vs. UNLV	2002
RB DonTrell Moore vs. Wyoming	
OT Jason Lenzmeier vs. Utah	2003
RB DonTrell Moore vs. Colorado State	
RB DonTrell Moore vs. Air Force	
QB Kole McKamey vs. Texas Tech	2004
WR Hank Baskett vs. Missouri	2005
QB Kole McKamey vs. New Mexico State	
RB DonTrell Moore vs. Wyoming	
WR Marcus Smith vs. New Mexico State	2006
QB Donovan Porterie vs. Utah	
QB Donovan Porterie vs. New Mexico State	2007
RB Rodney Ferguson vs. Air Force	
RB Rodney Ferguson vs. San Diego State	2008
RB Kasey Carrier vs. Air Force	2012
RB Kasey Carrier vs. UTEP	2013
RB Richard McQuarley vs. Air Force	2017
QB Isaiah Chavez vs. Fresno State	2020
QB Terry Wilson vs. New Mexico State	2021

DEFENSE (58)

NT Greg Azar vs. Brigham Young	1980
LB Bob Shupryt vs. San Diego State	
DE Jimmie Carter vs. Houston	1981
LB Johnny Jackson vs. Air Force	
LB Johnny Jackson vs. Utah	
DE Jimmie Carter vs. Wyoming	1982
LB Johnny Jackson vs. San Diego State	
LB Johnny Jackson vs. Colorado State	
LB Johnny Jackson vs. Hawai'i	
NT Fred Mady vs. Utah	1983
LB Gary Butler vs. Texas Tech	
LB Gary Butler vs. Texas-El Paso	
FS Ray Hornfeck vs. Texas-El Paso	1984
LB Frank Reina vs. Texas Tech	1985
DE Tom Cole vs. Texas-El Paso	1986
LB Nate Morris vs. New Mexico State	1989
CB Donald Livingston vs. Fresno State	
LB Steve Vaipulu vs. Texas-El Paso	1990
DT Steve Green vs. New Mexico State	1991
CB Eric Jack vs. Colorado State	
LB Jesse Becton vs. TCU	1992
LB Jesse Becton vs. Utah	
CB Eric Jack vs. Hawai'i	1993
CB Eric Jack vs. Wyoming	
LB Blake Irwin vs. Fresno State	1994
LB Antoine Wright vs. Hawai'i	1995
CB Art Celestine vs. Colorado State	
LB Blake Irwin vs. Utah State	1997
FS Billy Austin vs. SMU	
LB Brian Urlacher vs. Tulsa	
FS Brian Urlacher vs. UTEP	1999
FS Brian Urlacher vs. San Diego State	
LB Gary Davis vs. Wyoming	2001
LB Gary Davis vs. UNLV	
LB Charles Moss vs. New Mexico State	
S Terrell Golden vs. Baylor	
LB Charles Moss vs. Air Force	2002
LB Billy Strother vs. San Diego State	
LB Billy Strother vs. Wyoming	
CB Gabriel Fulbright vs. San Diego State	2003
LB Daniel Gawronski vs. Air Force	

S Josh Bazinet vs. Texas Tech	2004
DE Evroy Thompson vs. San Diego State	
LB Nick Speegle vs. Colorado State	
LB Fola Fashola vs. Wyoming	
DE Evroy Thompson vs. Missouri	2005
LB Michael Tuohy vs. New Mexico State	2006
LB Cody Kase vs. San Diego State	
CB Glover Quin vs. Arizona	2008
LB Carmen Messina vs. UNLV	2011
DE Brett Bowers vs. New Mexico State	2013
LB Dakota Cox vs. New Mexico State	2014
Kimmie Carson vs. Wyoming	
LB Ryan Langford at Boise State	2015
LB Dakota Cox vs. South Dakota	2016
NICK Jake Rothschilder vs. Abilene Christian	2017
S Marcus Hayes at New Mexico State	2018
LB Brandon Shook vs. Wyoming	2020

SPECIAL TEAMS (36)

P Jason Bloom vs. Central Florida	1996
PR Chad Smith vs. Texas-El Paso	
P Jason Bloom vs. Northern Arizona	1997
P Jason Bloom vs. Utah State	
K Colby Cason vs. SMU	
P Jason Bloom vs. Brigham Young	
K Colby Cason vs. Tulsa	
P/K Jason Bloom vs. Hawai'i	1998
K Vladimir Borombozin vs. Texas Tech	2000
PR Holmon Wiggins vs. New Mexico State	
K Vladimir Borombozin vs. San Diego St.	2001
PR Dwight Counter vs. Weber State	2002
K Wes Zunker vs. Colorado State	2003
K Wes Zunker vs. Texas Tech	2004
P Tyler Gaus vs. UNLV	
K Wes Zunker vs. Colorado State	
K Kenny Byrd vs. UNLV	2006
K Kenny Byrd vs. Colorado State	
K Kenny Byrd vs. San Diego State	
K John Sullivan vs. New Mexico State	2007
K John Sullivan vs. Sacramento State	
K John Sullivan vs. Air Force	
K John Sullivan vs. Colorado State	
K James Aho vs. Arizona	2008
K James Aho vs. New Mexico State	
K James Aho vs. Colorado State	2009
K James Aho vs. Wyoming	2010
K Justus Adams vs. New Mexico State	2012
KR Carlos Wiggins vs. Hawai'i	2015
K/P Zack Rogers at Boise State	2015
K Jason Sanders vs. South Dakota	2016
KR Elijah Lilly vs. Air Force	2016
P Corey Bojorquez vs. Nevada	2016
K Jason Sanders at Utah State	2016
K Jason Sanders at Tulsa	2017
P Tyson Dyer at Air Force	2018

FRESHMEN (1)

QB Isaiah Chavez at Wyoming	2021
RB Aaron Dumas at Fresno State	2021



Honors

ALL-AMERICA

1953	Larry White, C, UPI 2nd Team
1954	Larry White, C, AP/UPI 1st Team
1959	Don Perkins, HB, AP 3rd Team
1962	Bobby Santiago, RB, UPI 3rd Team
1964	Jack Abendschan, OG, AP 2nd Team
1975	Bob Berg, K, USFWA 1st Team
1976	Robin Cole, DE, AP 3rd Team
1982	Johnny Jackson, LB, AP 3rd Team
1987	Terance Mathis, WR, AP 3rd Team
1989	Terance Mathis, WR, Consensus 1st Team
1990	Kurt Jensen, C, FB News 3rd Team
1992	Winslow Oliver, TB, FB News 1st Team Freshman
1993	Buddy Billingsley, FB News 2nd Team
1997	Pascal Volz, WR, Sporting News 3rd Team
1998	Brian Urlacher, FS, The Sports Network
1999	Brian Urlacher, FS, Consensus 1st Team
2001	Nick Speegle, LB, Sporting News Freshman 3rd Team
	Claude Terrell, OG, FB Writers Freshman Team
2002	Tyler Gaus, P, Sporting News Freshman 3rd Team
2003	DonTrell Moore, RB, CFBNews.com 2nd Team
	Claude Terrell, OG, AP 3rd Team
	Robert Turner, OG, FB Writers Freshman Team
2004	Brandon Payne, CB, Walter Camp 2nd Team
	Michael Tuohy, DE, CFBNews.com Freshman 2nd Team
	The Sporting News Freshman 3rd Team
2007	John Sullivan, K, Consensus 1st Team
2008	James Aho, K, The Sporting News and CollegeFootballNews.com Freshman 2nd Team
2013	Carlos Wiggins, KR, SB Nation 2nd Team, College Sports Madness 3rd Team, Phil Steele 4th Team, Sports Illustrated Honorable Mention
	Dakota Cox, LB, FB Writers Freshman Team

ACADEMIC ALL-AMERICA

1970	Joe Hartshorne, K
1975	Bob Johnson, S
1977	Robert Rumbaugh, DT
1978	Robert Rumbaugh, DT
1993	Justin Hall, C
1997	Chad Smith, S
1998	Chad Smith, S
2006	Cody Kase, LB
2007	Cody Kase, LB; Vince Natali, C
2008	Zach Arnett, LB
2016	Garrett Adcock, OL

ACADEMIC ALL-CONFERENCE

1960	Jim Bradley, T; Jack Butler, G
1961	Bobby Santiago, RB
1962	Orvey Hampton, QB
1963	Gary Ness, RB
1964	John Anderson, OG
1969	Joe Hartshorne, K; Rocky Long, QB; Henry Noe, OT
1970	Rocky Long, QB
1971	Joe Hartshorne, K; Rocky Long, QB
1972	Steve Ernst, DB; Greg Symons, DE
1973	Bob Berg, K; Steve Ernst, DB; Greg Symons, DE
1974	Bob Berg, K; Bob Johnson, S
1975	Bob Berg, K; Bob Johnson, S; Bob Shultz, NT
1976	Robert Rumbaugh, DT
1977	Mark Koskovich, S; Robert Rumbaugh, DT
1978	Mark Koskovich, S; Robert Rumbaugh, DT;
1979	Frank Sedillo, DB
1980	Todd Lafferty, OL; Frank Sedillo, DB; Ben Shultz, LB
1981	Pete Parks, K; Frank Sedillo, DB; Derek Skene, DE
1984	Brent Henson, LB; Ray Hornfeck, FS
1987	Shane Hall, RB

1988	Jeff Howes, OF
1990	John Bell, DT; Mike Henderson, WR
1991	Justin Hall, C; Mark Turner, C; Carl Winston, WR
1992	Marcus Goodloe, WR; Justin Hall, C;
	Ryan Mummert, OG; Carl Winston, WR
1993	Stoney Case, QB; Justin Hall, C; Ryan Mummert, OG
1994	Stoney Case, QB; Ryan Mummert, OT; Steve Pagador, WR
1995	Ryan Mummert, OT; Scott Peterson, QB
1996	Chad Smith, S
1997	Jason Purvis, DT; Jon Samuelson, OG; Chad Smith, S
1998	Eric Jaworsky, QB; Jason Purvis, DE;
	Jon Samuelson, OG; Chad Smith, S
1999	Brian Choi, OT; Eric Jaworsky, QB; David McKinney, K, Cort Moffitt, P,
	Jon Samuelson, OT;
	LaMarcus Spillers, DE; Amos Wilson, LB
2000	Rudy Caamano, QB; Brian Choi, OL; Justin Millea, QB;
	Terrell Golden, S; Bryan Penley, TE; Jon Samuelson, OT
2001	Mike Augustyniak, TE; Rudy Caamano, QB; Terrell
	Golden, S; Casey Kelly, QB; Tony Mazotti, DE; Justin Millea, S; Bryan Penley, TE;
	Kirk Robbins, WR; Nick Speegle, LB; Adrian Terry, NT; Domingo Villarruel, LB;
	Kevin Walton, S
2002	Hank Baskett, WR; Kenny Byrd, K; Zach Cresap, TE; Fola Fashola, LB; Daniel
	Gawronski, LB; Terrell Golden, S; Casey Kelly, QB; Martin Lovato, DS; Justin
	Millea, QB; Bryan Penley, TE; Nick Speegle, LB; Kevin Walton, S
2003	Mike Augustyniak, TE; Hank Baskett, WR; D.D. Cox, RB; Zach Cresap, TE; Tyler
	Gaus, P; Daniel Gawronski, LB; Terrell Golden, S; Casey Kelly, QB; Bryan Penley,
	TE;
	Nick Speegle, LB; Evroy Thompson, DE; Kevin Walton, S
2004	Mike Augustyniak, TE; Hank Baskett, WR; George Carter, LB; Tyler Gaus, P;
	Logan Hall, TE; Stephen Hutchison, DE; Cody Kase, LB; Mike Mohoric, LB;
	Curtis Pino, TE; Martin Romero, WR; Nick Speegle, LB; Allan Stone, FB; Kevin
	Walton, S
2005	Zach Arnett, LB; Hank Baskett, WR; Billy Brittain, NT; George Carter, LB; Tyler
	Gaus, P; Logan Hall, TE; Cody Kase, LB; Mike Mohoric, LB; Vince Natali, C;
	Chris Nelson, QB; Curtis Pino, TE
2006	Zach Arnett, LB; Kendall Briscoe, DE; Billy Brittain, NT; George Carter, LB; Brian
	Clampitt, QB; Cody Kase, LB; Chris Mark, TE; Clint McPeck, S; Bart Miller, OT;
	Vince Natali, C; Chris Nelson, QB; Brian Ramsay, OT; Frankie Solomon, S
2007	Zach Arnett, LB; Matt Barnard, P; George Carter, LB; Brian Clampitt, QB; Eric
	Garrison, K; Brad Gruner, QB; Stephen Hutchison, DE; Cody Kase, LB; Daniel
	Lowney, S; Danny Martin, S; Clint McPeck, S; Bart Miller, OG; Vince Natali, C;
	Jon O'Brien, DS; Frankie Solomon, S; Mitch Straub, TE; John Sullivan, K
2008	James Aho, K; Zach Arnett, LB; Jake Bowe, S; Brad Gruner, QB; Jeremiah Lovato,
	NT; Clint McPeck, S; Frankie Solomon, S; Mitch Straub, TE; Joshua Taufalele,
	OG; Mica Williams, S
2009	James Aho, K; Chris Biren, RB; Kasey Carrier, RB; Brad Gruner, QB; Evan Jacob-
	sen, DS; Victor James, WR; Clint McPeck, LB; Spencer Merritt, LB; Cody Neely,
	LB; Frankie Solomon, S; Josh Taufalele, OG; Nick Wilhelm, WR
2010	James Aho, K; Chris Biren, RB; Brad Gruner, QB; Joseph Harris, LB; Brian Hill, S;
	Evan Jacobsen, DS; Spencer Merritt, LB; Cody Neely, LB; Matt Raymer, S;
	Lucas Reed, TE; Ben Skaer, K; Nick Wilhelm, WR; Freddy Young, S
2011	Justus Adams, K; LaMar Bratton, C; Joseph Harris, DE; Evan Jacobsen, DS; Matt
	Raymer, S; Lucas Reed, TE; Ben Skaer, K
2012	Justus Adams, K; Garrett Adcock, OG; Andrew Aho, TE; Chris Biren, TE; Dallas
	Bollema, LB; Chris Edling, TE; Cole Gautsche, QB; Joseph Harris, DE; Evan Jacob-
	sen, DS; Matt Raymer, S; Lucas Reed, TE; Ben Skaer, K; Reece White, WR; Carlos
	Wiggins, WR
2013	Justus Adams, K; Andrew Aho, TE; Dallas Bollema, LB; Brett Bowers, DE; Kasey
	Carrier, RB; Dakota Cox, LB; Jacori Greer, NT; David Guthrie, SS; Cranston Jones,
	CB; Steven Romero, DS; Dillon Romine, OT; Ben Skaer, P; William Udeh, DE;
	Donnie White, LB; Randy Williams, DE
2014	Garrett Adcock, OL; Ricky Bennett, DB; LaMar Bratton, OL; Dakota Cox, LB; Chris
	Davis, WR; David Guthrie, DB; Ryan Langford, LB; Eden Mahina, OL; Quinton
	McCown, QB; Kene Okonkwo, DL; Zack Rogers, K/P; Steven Romero, LS; Dillon
	Romine, OL; Jason Sanders, K; Geoff Smelser, LB; William Udeh, DL; Donnie
	White, LB; Reece White, TE; Randy Williams, DL; Jack Ziltz, DL;
2015	Garrett Adcock, OL; Austin Apodaca, QB; Ricky Bennett, DB; Dakota Cox, LB;
	Chris Davis, Jr. WR; Travis Green, DB; Alex Hart, LB; Delane Hart-Johnson, WR;
	Daniel Henry, DB; Aaron Jenkins, OL; Eden Mahina, OL; Kene Okonkwo, DL; Zack
	Rogers, K/P; Steven Romero, LS; Dillon Romine, OL; Jake Rothschilder, DB, Jason



Honors

	Sanders, K; Reece White, TE
2016	Garrett Adcock, OL; Austin Apodaca, QB; Erik Beilman, TE; Corey Bojorquez, P; Dakota Cox, LB; Chris Davis, Jr., WR; Q' Drennan, WR; Blaise Fountain, OL; Cole Gautsche, TE; Jacob Girgle, S; Charlie Grammel, OL; Alex Hart, LB; Daniel Henry, S; Nick Lehman, TE; Elijah Lilly, CB; Kene Okonkwo, DL; Steven Romero, LS; Jake Rothschilder, S; Kyle Rothschilder, S
2017	Erik Beilman, TE; Aaron Blackwell, DT; Corey Bojorquez, P; Chris Davis, Jr., WR; Q' Drennan, WR; Jordan Flack, LB; Blaise Fountain, OL; Coltin Gerhart, QB; Jacob Girgle, S; Charlie Grammel, OL; Lon Hampton, LS; Alex Hart, LB; Rafael Hidalgo, WR; Elijah Lilly, CB; Blair Manly, CB; Kene Okonkwo, DL; Gabe Ortega, S; D'Angelo Ross, CB; Jake Rothschilder, S; Kyle Rothschilder, S; Tevaka Tuioti, QB; Jason Sanders, K; Anselem Umeh, WR
2018	Erik Beilman, TE; Aaron Blackwell, DT; Nico Bolden, S; Austin Cook, OL; Tyson Dyer, P; Jordan Flack, LB; Coltin Gerhart, QB; Charlie Grammel, OL; Micah Gray, RB; Lon Hampton, LS; Marcus Hayes, S; Johnny Hernandez, S; Rafael Hidalgo, WR; Javohn Jones, RB; Elijah Lilly, CB; Blair Manly, CB; Gabe Ortega, S; D'Angelo Ross, CB; Teton Saltes, OL; Andrew Shelley, K; Brandon Shook, LB; Adebayo Soremekun, DL; Kyle Stapley, OL; Danny Sutton, K; Sitivena Tamaivena, LB; Anselem Umeh, WR
2019	Erik Beilman, TE; Nico Bolden, S; Austin Cook, OL; Tony Collier, CB; Tyson Dyer, P; Micah Gray, RB; Alex Hart, LB; Johnny Hernandez, S; Jacob Jankoviak, OL; Javohn Jones, RB; Sheriron Jones, QB; Blair Manly, CB; Joey Noble, DL; Cedric Patterson III, WR; Teton Saltes, OL; Andrew Shelley, K; Brandon Shook, LB; Kyle Stapley, OL; Anselem Umeh, WR; David Zavala, OL
2020	Chad Alexander, RB; Keith Alvarado, DL; Walter Baca, OL; Dominic Barela; O.J. Bartley, DL; Mathias Bertram, S; Nico Bolden, S; Greg Brown II, OL; Tavian Combs, S; Ryan Cospier, WR; Ben Davis, OL; Tyson Dyer, P; Austin Erickson, WR; Andrew Erickson, WR; Matthew French, LB; Adam Gay, DL; Connor Genal, QB; Isaak Gutierrez, OL; Zion Hall, DB; Kyle Hester, TE; Zac Hofman, WR; Brandt Hughes, QB; Jacob Jankoviak, OL; Conner Kinslow, TE; Marquae Kirkendoll, CB; Jonah Leyva, WR; Jared Long, P; Brad Murphy, OL; Cedric Patterson III, WR; Syaire Riley, LB; Tevaka Tuioti, QB; Teton Saltes, OL; Jake Saltonstall, DL; Devin Sanders, LB; Bryce Santana, DL; Andrew Shelley, K; Ian Shewell, DL; Brandon Shook, LB; Troy Sicaeros, LS; Semaj Sims, LB; Kyle Stapley, OL; George Steinkamp, K; Anselem Umeh, WR; Jathon Washington, WR; Blake Wells, WR; Hayden Wilson, OL; Connor Witthoft, TE

NATIONAL FOOTBALL FOUNDATION SCHOLAR-ATHLETE

1993	Justin Hall, C
1994	Stoney Case, QB
1998	Chad Smith, S

HITACHI CFA SCHOLAR-ATHLETE

1992	Justin Hall, C
1993	Justin Hall, C; Carl Winston, WR
1994	Stoney Case, QB

STAN BATES AWARD (WAC top scholar athlete)

1982	Frankie Sedillo, DB
1994	Justin Hall, C
1995	Stoney Case, QB

JOE KEARNEY AWARD (WAC top male athlete)

1995	Stoney Case, QB
------	-----------------

COACH OF THE YEAR

1952	Dudley DeGroot (Skyline)
1958	Marv Levy (Skyline)
1993	Dennis Franchione (WAC)
1997	Dennis Franchione (WAC Mountain Division)
2002	Rocky Long (Mountain West)

CONFERENCE MOST VALUABLE PLAYER

1999	Brian Urlacher, FS (Mountain West)
------	------------------------------------

CONFERENCE OFFENSIVE PLAYER OF THE YEAR

1964	Stan Quintana, QB (WAC)
1971	Rocky Long, QB (WAC)
1978	Mike Williams, RB (WAC Co-MVP)
1994	Stoney Case, QB (WAC)
1997	Graham Leigh, QB (WAC)
2005	DonTrell Moore, RB (Mountain West)

CONFERENCE DEFENSIVE PLAYER OF THE YEAR

1963	Eddie Stokes, DL (WAC)
1972	John Urban, DT (WAC)
1976	Robin Cole, LB (WAC)
1982	Johnny Jackson, LB (WAC)

CONFERENCE SPECIAL TEAMS PLAYER OF THE YEAR

2006	Kenny Byrd, K (co-player, Mountain West)
2013	Carlos Wiggins, KR (MW)

CONFERENCE NEWCOMER OF THE YEAR

1981	Johnny Jackson, LB (WAC)
------	--------------------------

CONFERENCE FRESHMAN OF THE YEAR

1992	Winslow Oliver, RB (WAC)
2000	Brandon Ratcliff, S (co-player, MWC)
2002	DonTrell Moore, RB (MWC)

ALL-CONFERENCE (1st team only)

(Border 1933-50; Skyline 1951-61;

Western Athletic 1962-98; Mountain West 1999-current)

1933	Jack Walton, C
1934	Ralph Bowyer, E; Guyton Hays, FB; Jack Jones, OG; Abdon Paiz, HB
1935	Ralph Bowyer, E
1937	Leonard Barlow, G; Bill Dwyer, HB
1938	John Martel, G; Bill Dwyer, HB
1939	Jack Henley, E
1942	Bill Thompson, G
1946	Louis Cullen, FB
1947	Rudy Krall, FB
1948	Rudy Krall, FB
1951	Roger Cox, DE
1952	Jack Barger, DT; Don Papini, DG; Larry White, HB
1953	Larry White, C
1954	Larry White, C
1957	Jerry Nesbitt, G
1958	Don Black, E; Don Perkins, HB
1959	Ron Beard, C; Don Black, E; Don Perkins, HB
1961	Bob Bouyer, G
1962	Larry Jasper, E; Bobby Santiago, HB; Bucky Stallings, FB; Eddie Stokes, C
1963	Jack Abendschan, G; Eddie Stokes, C; Wayne Tvrdik, T
1964	Jack Abendschan, G; Stan Quintana, QB
1965	Bob Bouyer, G; Paul Smith, T
1967	Emilio Vallez, E
1968	David Bookert, TB; Ace Hendricks, WR
1970	Fred Henry, HB; Jay Morrison, DB; Houston Ross, LB; Sam Scarber, FB
1971	Todd Klein, C; Rocky Long, QB; John Urban, OT; Tom Walker, OG
1972	John Urban, OT
1973	John Woodcock, NT
1974	Steve Bauer, P; Bob Berg, K; Preston Dennard, SE; Greg Jones, DE
1975	Edgar Bell, OG; Robin Cole, DE; Randy Rich, S; Steve Wilson, C
1976	Robin Cole, DE; Preston Dennard, SE; Dave Green, C; Tom Morris, OT; Mike Williams, FB
1977	Max Hudspeth, S and return specialist; Tom Ryan, C; Mike Williams, FB
1978	Mike Forrest, LB; Ron Hegge, G; Max Hudspeth, RET; Ricky Martin, SE; Robert Rumbaugh, DT; Mike Williams, FB
1979	Charlie Baker, DE; Sharay Fields, DB; Jimmy Sayers, RB
1980	Bob Shupyr, LB
1981	Greg Azar, NT; Jimmie Carter, DE;
1982	Mike Carter, RB; Jimmie Carter, DE; Ray Hornfeck, FS; Johnny Jackson, LB
1983	Jimmy Carter, DE; Ray Hornfeck, FS; Johnny Jackson, LB
1984	Johnny Jackson, LB; Willie Tural, RB
1986	Terance Mathis, WR
1987	Terance Mathis, WR
1989	John Bell, DE; Kurt Jensen, C; Terance Mathis, WR
1990	John Bell, DT
1991	Kim McCall, LB
1992	Jesse Becton, LB
1993	Klint Hall, OT; Eric Jack, CB; Tuli Mateialona, LB; Ray Wilson, FS
1994	Stoney Case, QB; David Sloan, TE



Honors

1995	Winslow Oliver, TB
1996	Lennox Gordon, TB; Brandon Turner, C;
1997	Jason Bloom, P; Colby Cason, K Graham Leigh, QB; Ramos McDonald, CB; Scott McGarrahan, S; Pascal Volz, WR
1998	Graham Leigh, QB; Brian Urlacher, FS
1999	Brian Urlacher, FS
2000	Brian Johnson, DE
2001	Vladimir Borombozin, K; Gary Davis, LB; Brian Johnson, DE
2002	DonTrell Moore, RB; Charles Moss, LB; Brandon Ratcliff, S
2003	Ryan Cook, C; Jason Lenzmeier, OT; DonTrell Moore, RB; Brandon Ratcliff, S; D.J. Renteria, DE; Claude Terrell, OG; Wes Zunker, K
2004	Ryan Cook, C; DonTrell Moore, RB; Marcus Parker, NT; Brandon Payne, CB; Nick Speegle, LB; Claude Terrell, OT
2005	Hank Baskett, WR; Ryan Cook, C; Gabriel Fulbright, CB; Mike Mohoric, LB; DonTrell Moore, RB; Evroy Thompson, DE; Robert Turner, OG
2006	Quincy Black, S; Travis Brown, WR; Kenny Byrd, K; Rodney Ferguson, RB; Robert Turner, OG
2007	Travis Brown, WR; Devin Clark, OT; Tyler Donaldson, DE; Rodney Ferguson, RB; Vince Natali, C; Marcus Smith, WR; John Sullivan, K; DeAndre Wright, CB
2008	Glover Quin, CB
2009	Erik Cook, C; Carmen Messina, LB; Adam Miller, P
2010	Lucas Reed, TE
2011	Carmen Messina, LB
2013	Ben Skaer, P; Carlos Wiggins, KR
2014	LaMar Bratton, OL; Dakota Cox, LB
2017	Corey Bojorquez, P
2010	Jerrick Reed II, S

ALL-AMERICAN BOWL (Tampa, Fla.)

1962	George Heard, DE
1970	Sam Scarber, RB
1972	Fred Henry, RB

ALL-AMERICAN BOWL (Tallahassee, Fla.)

1991	Kurt Jensen, C
------	----------------

BLUE-GRAY GAME (Montgomery, Ala.)

1976	Steve Myer, QB
1978	Max Hudspeth, DB
1994	Stoney Case, QB (MVP); David Sloan, TE; Manley Woods, WR
1995	Art Celestine, CB; Winslow Oliver, TB
1996	Brandon Turner, C
1998	Graham Leigh, QB
2000	Mike Barnett, LB
2001	Holmon Wiggins, RB

CASINO DEL SOL GAME (Tucson, Ariz.)

2012	Carmen Messina, LB
------	--------------------

COACHES ALL-AMERICAN GAME (Lubbock, Texas)

1976	Bob Berg, K
1976	Steve Myer, QB (Game MVP)

COLLEGE ALL-STAR GAME (Chicago, Ill.)

1960	Don Perkins, RB
1966	Stan Quintana, DB

EAST-WEST SHRINE GAME (numerous sites)

1928	John Dolzadelli, RB
1930	Manny Foster, OT
1939	Bill Dwyer, HB
1963	Wayne Tvrdik, DT
1966	Stan Quintana, QB-DB
1972	Rudy Feldman, Asst. Coach (West); George Oakes, DT; John Urban, OT
1976	Steve Myer, QB
1977	Andy Frederick, DT; Robin Cole, DE
1989	Rick Walsh, K
1991	Kurt Jensen, C
1997	Brandon Turner, C
2002	Jarrold Baxter, RB
2005	Claude Terrell, OT

2006	DonTrell Moore, TB; Adrian Byrd, FB
2007	Quincy Black, S; Robert Turner, OG
2008	Travis Brown, WR
2009	Glover Quin, CB
2013	Lucas Reed, TE
2014	Dillon Farrell, C

GRIDIRON CLASSIC (Orlando, Fla.)

1999	Graham Leigh, QB
2004	Calvin McDonald, OT

HULA BOWL (Honolulu, Hawai'i)

1978	Max Hudspeth, DB
1990	Terance Mathis, WR
1996	Winslow Oliver, TB (MVP)
1999	Jason Bloom, P
2001	Joe Maese, LS
2004	Jason Lenzmeier, OT; D.J. Renteria, DE
2020	Tyson Dyer, P

JAPAN BOWL (Tokyo, Japan)

1976	Steve Myer, QB
------	----------------

LAS VEGAS ALL-AMERICAN CLASSIC

2004	Dwight Counter, WR; Brandon Ratcliff, S; Billy Strother, LB; Sidney Wiley, S
2005	Brandon Payne, CB; Nick Speegle, LB
2006	Terrance Pennington, OT

MAGNOLIA CLASSIC (Jackson, Miss.)

2005	Mike Mohoric, LB; Marcus Parker, NT; Terrance Pennington, OT
------	--

NFLPA Collegiate Bowl (Carson, Calif.)

2013	Evan Jacobsen, LS
2015	Jhurell Pressley, RB
2016	Teriyon Gipson, RB
2019	Javon Mosley, OL

NORTH-SOUTH ALL-STAR CLASSIC (Houston)

2007	Kenny Byrd, K
------	---------------

NORTH-SOUTH SHRINE GAME (Miami, Fla.)

1970	Sam Scarber, RB
1971	John Shipkowski, OT
1972	Fred Henry, RB

PARADISE BOWL (St. George, Utah)

2002	Mohammed Konte, LB; Stephen Persley, CB
------	---

SENIOR BOWL (Mobile, Ala.)

1966	Stan Quintana, QB-DB
1981	Brad Wright, QB
1982	Robin Gabriel, QB
1990	Terance Mathis, WR
1991	Ron Shipley, OT
1995	David Sloan, TE
1996	Art Celestine, CB
1998	Ramos McDonald, CB
2000	Brian Urlacher, LB (team defensive MVP)
2002	Jarrold Baxter, RB
2006	Hank Baskett, WR; Ryan Cook, C
2008	Marcus Smith, WR

TEXAS VS. THE NATION (El Paso, Texas)

2007	Bo Greer, OG
2008	Travis Brown, WR; Devin Clark, OT
2010	Erik Cook, C

TROPICAL BOWL (Daytona Beach, Fla.)

2016	Nias Martin, DB; Lee Crosby, DB
------	---------------------------------



Attendance Records

YEAR-BY-YEAR AT UNIVERSITY STADIUM

Year	G	Record	Attendance	Average
1960.....	6.....	3-3.....	101,776.....	16,963
1961.....	6.....	5-1.....	102,111.....	17,019
1962.....	5.....	5-0.....	118,648.....	23,730
1963.....	6.....	4-2.....	125,822.....	20,970
1964.....	6.....	5-1.....	132,463.....	22,077
1965.....	6.....	2-4.....	122,762.....	20,460
1966.....	5.....	1-4.....	85,305.....	17,061
1967.....	6.....	1-5.....	72,972.....	14,504
1968.....	5.....	0-5.....	58,884.....	11,777
1969.....	5.....	2-3.....	72,972.....	14,594
1970.....	5.....	4-1.....	67,636.....	13,527
1971.....	6.....	3-2-1.....	120,389.....	20,064
1972.....	5.....	1-4.....	88,554.....	17,710
1973.....	5.....	3-2.....	77,766.....	15,553
1974.....	6.....	2-3-1.....	102,956.....	17,159
1975.....	6.....	4-2.....	98,624.....	17,437
1976.....	5.....	2-3.....	104,653.....	20,930
1977.....	5.....	3-2.....	87,858.....	17,571
1978.....	6.....	3-3.....	99,504.....	16,584
1979.....	6.....	4-2.....	125,443.....	20,907
1980.....	5.....	2-3.....	89,242.....	17,848
1981.....	5.....	2-2-1.....	82,014.....	16,402
1982.....	6.....	5-1.....	139,414.....	23,236
1983.....	5.....	4-1.....	95,621.....	19,124
1984.....	6.....	3-3.....	128,587.....	21,431
1985.....	5.....	1-4.....	98,762.....	19,752
1986.....	5.....	3-2.....	79,845.....	15,969
1987.....	4.....	0-4.....	62,515.....	15,629
1988.....	6.....	1-5.....	68,305.....	11,384
1989.....	5.....	2-3.....	103,628.....	20,726
1990.....	5.....	1-4.....	78,233.....	15,647
1991.....	5.....	2-3.....	79,112.....	15,822
1992.....	6.....	3-3.....	115,479.....	19,247
1993.....	6.....	4-2.....	151,844.....	25,307
1994.....	5.....	2-3.....	134,239.....	26,848
1995.....	7.....	3-4.....	177,683.....	25,383
1996.....	6.....	4-2.....	147,982.....	23,585
1997.....	6.....	5-1.....	183,972.....	30,662
1998.....	6.....	2-4.....	158,838.....	26,473
1999.....	6.....	3-3.....	150,664.....	25,111
2000.....	6.....	3-3.....	141,935.....	23,656
2001.....	6.....	4-2.....	187,608.....	31,268
2002.....	6.....	5-1.....	183,074.....	30,512
2003.....	7.....	5-2.....	245,891	35,127
2004.....	5.....	3-2.....	186,408.....	37,282
2005.....	5.....	2-3.....	191,707.....	38,341
2006.....	8.....	3-5.....	234,542.....	29,318
2007.....	7.....	6-1.....	208,259.....	29,751
2008.....	6.....	3-3.....	178,275.....	29,712
2009.....	6.....	1-5.....	161,661.....	26,944
2010.....	6.....	1-5.....	125,330.....	20,888
2011.....	6.....	1-5.....	120,160.....	20,027
2012.....	6.....	2-4.....	133,840.....	22,307
2013.....	6.....	2-4.....	141,220.....	23,537
2014.....	6.....	1-5.....	131,624.....	21,937
2015.....	8.....	5-3.....	188,224.....	23,528
2016.....	7.....	6-1.....	141,938.....	20,277
2017.....	6.....	2-4.....	127,161.....	21,194
2018.....	6.....	1-5.....	99,523.....	16,587
2019.....	6.....	2-4.....	94,483.....	15,747
2020.....	0.....	0-0.....	0.....	0
2021.....	6.....	2-4.....	97,992.....	16,332
Totals (62 yrs) ...	352.....	169-180-3.....	7,615,904	21,636

LARGEST HOME CROWDS

ATTEN.	DATE	OPPONENT	SCORE
44,760	Sept. 17, 2005	New Mexico State	W, 38-21
44,075	Sept. 27, 2003	New Mexico State	W, 24-7
41,771	Sept. 1, 2001	UTEP	W, 26-6
41,003	Sept. 8, 2007	New Mexico State	W, 44-34
40,182	Oct. 1, 2004	Utah	L, 28-7
39,233	Oct. 8, 2005	BYU	L, 27-24
38,746	Sept. 11, 2004	Texas Tech	W, 27-24
37,533	Sept. 5, 2005	UNLV	W, 24-22
37,287	Oct. 23, 2004	San Diego State	W, 19-9
37,156	Oct. 18, 1997	Rice	L, 35-23

LARGEST ROAD CROWDS

ATTEN.	DATE	SITE	SCORE
100,990	Sept. 8, 2012	Austin, Texas	Texas 45, UNM 0
99,051	Nov. 11, 2017	College Station, Texas	Texas A&M 55, UNM 14
98,780	Sept. 18, 2021	College Station, Texas	Texas A&M 34, UNM 0
93,875	Sept. 6, 1986	Knoxville, Tenn.	Tennessee 35, UNM 21
89,792	Sept. 16, 1983	Knoxville, Tenn.	Tennessee 31, UNM 6
77,622	Sept. 14, 2019	South Bend, Ind.	Notre Dame 66, UNM 14
77,003	Sept. 8, 2018	Madison, Wisc.	Wisconsin 45, UNM 14
75,902	Oct. 5, 1985	Lincoln, Neb.	Nebraska 38, UNM 7
72,578	Oct. 21, 1989	Gainesville, Fla.	Florida 28, UNM 21
73,887	Sept. 5, 2009	College Station, Texas	Texas A&M 41, UNM 6
66,086	Oct. 27, 1990	Provo, Utah	BYU 55, UNM 31
64,740	Oct. 15, 1983	Provo, Utah	BYU 66, UNM 21





Home Openers

Year	Date	Opponent	Score	Year	Date	Opponent	Score
1892	Oct. 7	Albuquerque High School	L 0-5	1963	Sept. 28	Texas-El Paso	W 23-7
1893	Nov. 18	Albuquerque High School	W 4-0	1964	Sept. 26	Montana	W 20-0
1894	Oct. 27	Albuquerque Indian School.....	L 0-4	1965	Sept. 25	Texas-El Paso	L 14-35
1895-98		No Varsity		1966	Sept. 17	Utah State	W 17-8
1899	Nov. 11	Albuquerque High School	W 5-0	1967	Sept. 16	Idaho State.....	W 24-3
1900		No Varsity		1968	Sept. 14	Colorado State	L 13-21
1901	Nov. 9	Albuquerque High School	T 0-0	1969	Sept. 27	Texas-El Paso	L 6-21
1902		No Varsity		1970	Sept. 19	Iowa State	L 3-32
1903	Oct. 3	Albuquerque Minors	W 8-0	1971	Sept. 25	Iowa State	L 20-44
1904	Oct. 18	Menaul High School.....	W 11-0	1972	Sept. 16	New Mexico State	W 55-20
1905	Oct. 7	Menaul High School.....	T 5-5	1973	Sept. 15	New Mexico State	W 48-6
1906	Oct. 13	Albuquerque Indian School.....	W 27-5	1974	Sept. 14	Colorado State	W 32-23
1907	Oct. 21	Albuquerque Indian School.....	W 44-0	1975	Sept. 13	Fresno State.....	W 29-0
1908	Oct. 24	Albuquerque Indian School.....	W 33-0	1976	Sept. 25	Texas Tech	L 16-20
1909	Oct. 15	El Paso Military	W 15-0	1977	Oct. 8	Arizona State.....	L 24-45
1910	Oct. 21	New Mexico Mines	L 0-9	1978	Sept. 23	Nevada-Las Vegas	W 24-0
1911	Nov. 5	New Mexico Military.....	T 0-0	1979	Sept. 1	Louisiana Tech.....	W 34-0
1912	Nov. 9	Albuquerque Indian School.....	L 6-7	1980	Sept. 6	Brigham Young.....	W 25-21
1913	Oct. 18	Menaul High School.....	W 28-0	1981	Sept. 26	Air Force.....	W 27-10
1914	Oct. 31	Albuquerque Indian School.....	W 46-0	1982	Sept. 11	Texas Tech	W 14-0
1915	Oct. 30	New Mexico Military.....	L 3-6	1983	Sept. 3	Utah	W 17-7
1916	Oct. 14	Colorado School of Mines.....	L 0-23	1984	Sept. 8	New Mexico State	W 61-21
1917	Oct. 20	Menaul High School.....	W 38-0	1985	Sept. 28	Air Force.....	L 12-49
1918		No Varsity		1986	Sept. 27	San Diego State	L 34-38
1919	Oct. 18	New Mexico Mines	W 55-0	1987	Sept. 26	Brigham Young.....	L 25-45
1920	Oct. 30	Fort Bliss.....	W 12-0	1988	Sept. 3	Fresno State.....	L 21-68
1921	Nov. 12	Fort Bliss.....	W 35-0	1989	Sept. 2	Brigham Young.....	L 3-24
1922	Sept. 30	Albuquerque Indian School.....	W 33-0	1990	Sept. 15	Arizona	L 10-25
1923	Sept. 29	New Mexico Highlands	W 82-7	1991	Sept. 21	Nevada-Las Vegas	L 22-23
1924	Oct. 11	Montezuma College.....	W 56-0	1992	Sept. 5	TCU.....	W 24-7
1925	Oct. 10	Montezuma College.....	W 10-0	1993	Sept. 4	Brigham Young.....	L 31-34
1926	Oct. 2	New Mexico Mines	W 20-0	1994	Sept. 10	TCU.....	L 29-44
1927	Oct. 1	New Mexico Mines	W 35-0	1995	Sept. 2	Northern Arizona	W 45-21
1928	Sept. 29	New Mexico Mines	W 45-0	1996	Sept. 7	Northern Arizona	W 49-33
1929	Oct. 5	New Mexico Mines	W 46-0	1997	Aug. 30	Northern Arizona	W 33-10
1930	Oct. 11	New Mexico Highlands	W 45-0	1998	Sept. 5	Idaho State.....	W 38-9
1931	Oct. 24	Occidental	W 14-0	1999	Sept. 11	New Mexico State	L 28-35
1932	Oct. 8	Northern Arizona	W 6-0	2000	Sept. 2	Boise State	L 14-31
1933	Oct. 6	Northern Arizona	L 0-14	2001	Sept. 1	UTEP.....	W 26-6
1934	Sept. 29	New Mexico Highlands	W 76-7	2002	Aug. 31	Weber State	W 38-24
1935	Sept. 21	Western New Mexico.....	W 46-0	2003	Aug. 30	Texas State-San Marcos.....	W 72-8
1936	Sept. 26	Western New Mexico.....	L 0-6	2004	Sept. 3	Washington State.....	L 17-21
1937	Sept. 25	Western New Mexico.....	W 14-0	2005	Sept. 5	UNLV	W 24-22
1938	Sept. 23	Western New Mexico.....	W 40-0	2006	Sept. 2	Portland State	L 6-17
1939	Sept. 22	Western New Mexico.....	W 29-7	2007	Sept. 8	New Mexico State	W 44-34
1940	Oct. 4	Western New Mexico.....	W 28-0	2008	Aug. 30	TCU.....	L 3-26
1941	Sept. 26	Northern Arizona	W 12-6	2009	Sept. 12	Tulsa	L 10-44
1942	Sept. 19	Kirtland Air Force Base.....	W 7-6	2010	Sept. 11	Texas Tech	L 17-52
1943	Oct. 2	Kirtland Air Force Base.....	W 19-13	2011	Sept. 3	Colorado State	L 10-14
1944	Sept. 16	Amarillo Air Force Base.....	L 2-21	2012	Sept. 1	Southern	W 66-21
1945	Sept. 22	Eastern New Mexico	W 78-0	2013	Aug. 31	UTSA.....	L 13-21
1946	Sept. 21	Northern Arizona	W 12-7	2014	Aug. 30	UTEP.....	L 24-31
1947	Sept. 27	Arizona State.....	L 12-25	2015	Sept. 5	Mississippi Valley State	W 66-0
1948	Oct. 9	New Mexico State	W 61-0	2016	Sept. 1	South Dakota	W 48-21
1949	Sept. 24	Wyoming.....	L 14-41	2017	Sept. 2	Abilene Christian.....	W 38-14
1950	Sept. 23	Northern Arizona	W 78-0	2018	Sept. 1	Incarnate Word	W 60-32
1951	Sept. 22	Northern Arizona	W 55-6	2019	Aug. 31	Sam Houston State.....	W 39-31
1952	Oct. 4	New Mexico State.....	W 23-0	2021	Sept. 2	Houston Baptist	W 27-17
1953	Oct. 3	Brigham Young.....	T 12-12	Record: 79-39-4 (.664)			
1954	Oct. 2	Utah State	L 0-6				
1955	Sept. 17	New Mexico State	W 14-7				
1956	Sept. 29	Utah State	W 27-19				
1957	Sept. 21	New Mexico State	W 25-7				
1958	Oct. 4	Montana	W 44-16				
1959	Sept. 19	New Mexico State	L 12-29				
1960	Sept. 17	University of Mexico	W 77-6				
1961	Sept. 23	New Mexico State	W 41-7				
1962	Sept. 15	New Mexico State	W 28-17				



Season Openers

Year	Date	Opponent	Score	Year	Date	Opponent	Score
1892	Oct. 7	Albuquerque High School	L 0-5	1964	Sept. 19	at Utah	L 0-16
1893	Nov. 18	Albuquerque High School	W 4-0	1965	Sept. 25	Texas-El Paso	L 14-35
1894	Oct. 27	Albuquerque Indian School.....	L 0-4	1966	Sept. 17	Utah State	W 17-8
1895-98		No Varsity		1967	Sept. 16	Idaho State	W 24-3
1899	Nov. 11	Albuquerque High School	W 5-0	1968	Sept. 14	Colorado State	L 13-21
1900		No Varsity		1969	Sept. 20	at Army	L 14-31
1901	Nov. 9	Albuquerque High School	T 0-0	1970	Sept. 19	Iowa State	L 3-32
1902		No Varsity		1971	Sept. 18	at Texas Tech	W 13-10
1903	Oct. 3	Albuquerque Minors	W 8-0	1972	Sept. 16	New Mexico State	W 55-20
1904	Oct. 18	Menaul High School.....	W 11-0	1973	Sept. 15	New Mexico State	W 48-6
1905	Oct. 7	Menaul High School.....	T 5-5	1974	Sept. 14	Colorado State	W 32-23
1906	Oct. 13	Albuquerque High School	W 28-5	1975	Sept. 13	Fresno State	W 29-0
1907	Oct. 21	Albuquerque Indian School.....	W 44-0	1976	Sept. 18	at Texas-El Paso	W 25-7
1908	Oct. 24	Albuquerque Indian School.....	W 33-0	1977	Sept. 10	at Hawai'i	W 35-26
1909	Oct. 1	at El Paso Military	L 0-11	1978	Sept. 9	at Hawai'i	L 16-22
1910	Oct. 21	New Mexico Mines	L 0-9	1979	Sept. 1	Louisiana Tech.....	W 34-0
1911	Oct. 29	at El Paso Military	L 0-6	1980	Sept. 6	Brigham Young	W 25-21
1912	Nov. 2	at New Mexico Military.....	L 0-20	1981	Sept. 5	Houston	L 10-21
1913	Oct. 18	Menaul High School.....	W 28-0	1982	Sept. 4	at Wyoming.....	W 41-20
1914	Oct. 23	at New Mexico Military.....	L 3-12	1983	Sept. 3	Utah	W 17-7
1915	Oct. 30	New Mexico Military.....	L 3-6	1984	Sept. 8	New Mexico State	W 61-21
1916	Oct. 7	at Colorado College.....	L 2-47	1985	Sept. 7	at Texas Tech	L 31-32
1917	Oct. 20	Menaul High School.....	W 38-0	1986	Sept. 6	at Tennessee	L 21-35
1918		No Varsity		1987	Sept. 5	at Utah	L 20-24
1919	Oct. 18	New Mexico Mines	W 55-0	1988	Sept. 3	Fresno State	L 21-68
1920	Oct. 16	at Colorado College.....	L 3-42	1989	Sept. 2	Brigham Young	L 3-24
1921	Oct. 15	at Colorado College.....	L 0-7	1990	Sept. 1	at New Mexico State	W 29-12
1922	Sept. 30	Albuquerque Indian School.....	W 33-0	1991	Aug. 31	at Texas-El Paso	L 19-35
1923	Sept. 29	New Mexico Highlands	W 82-7	1992	Sept. 5	TCU.....	W 24-7
1924	Oct. 11	Montezuma College	W 56-0	1993	Sept. 4	Brigham Young	L 31-34
1925	Oct. 3	at Colorado College.....	T 0-0	1994	Sept. 3	at Texas Tech	L 31-37
1926	Oct. 2	New Mexico Mines	W 20-0	1995	Sept. 2	Northern Arizona	W 45-21
1927	Oct. 1	New Mexico Mines	W 35-0	1996	Aug. 29	at New Mexico State.....	W 28-7
1928	Sept. 29	New Mexico Mines	W 45-0	1997	Aug. 30	Northern Arizona	W 33-10
1929	Oct. 5	New Mexico Mines	W 46-0	1998	Sept. 5	Idaho State	W 38-9
1930	Oct. 4	at Oklahoma	L 0-47	1999	Sept. 4	at Texas-El Paso	L 10-13
1931	Oct. 17	at New Mexico Military.....	W 25-0	2000	Aug. 26	at Texas Tech	L 3-24
1932	Oct. 8	Northern Arizona	W 6-0	2001	Sept. 1	UTEP.....	W 26-6
1933	Oct. 6	Northern Arizona	L 0-14	2002	Aug. 24	at North Carolina State	L 14-34
1934	Sept. 29	New Mexico Highlands	W 76-7	2003	Aug. 30	Texas State-San Marcos.....	W 72-8
1935	Sept. 21	Western New Mexico.....	W 46-0	2004	Sept. 3	Washington State.....	L 17-21
1936	Sept. 26	Western New Mexico.....	L 0-6	2005	Sept. 5	UNLV	W 24-22
1937	Sept. 25	Western New Mexico.....	W 14-0	2006	Sept. 2	Portland State	L 6-17
1938	Sept. 23	Western New Mexico.....	W 40-0	2007	Sept. 1	at UTEP.....	L 6-10
1939	Sept. 22	Western New Mexico.....	W 29-7	2008	Aug. 30	TCU.....	L 3-26
1940	Sept. 28	at Wyoming	L 3-7	2009	Sept. 5	at Texas A&M	L 6-41
1941	Sept. 25	Northern Arizona	W 12-6	2010	Sept. 4	at Oregon	L 0-72
1942	Sept. 19	Kirtland Air Force Base.....	W 7-6	2011	Sept. 3	Colorado State	L 14-10
1943	Sept. 25	at Colorado College.....	L 7-20	2012	Sept. 1	Southern	W 66-21
1944	Sept. 16	Amarillo Air Force Base.....	L 2-21	2013	Aug. 31	UTSA.....	L 13-21
1945	Sept. 22	Eastern New Mexico	W 78-0	2014	Aug. 30	UTEP.....	L 24-31
1946	Sept. 21	Northern Arizona	W 12-7	2015	Sept. 5	Mississippi Valley State	W 66-0
1947	Sept. 27	Arizona State.....	L 12-25	2016	Sept. 1	South Dakota	W 48-21
1948	Sept. 25	at Colorado	W 9-6	2017	Sept. 2	Abilene Christian.....	W 38-14
1949	Sept. 24	Wyoming.....	L 14-41	2018	Sept. 1	Incarnate Word	W 60-32
1950	Sept. 23	Northern Arizona	W 78-0	2019	Aug. 31	Sam Houston State.....	W 39-31
1951	Sept. 22	Northern Arizona	W 55-6	2020	Oct. 31	at San José State	L 21-38
1952	Sept. 27	at Brigham Young.....	L 10-14	2021	Sept. 2	Houston Baptist	W 27-17
1953	Sept. 26	at Utah State	L 0-6	Overall Record:			70-50-3 (.581)
1954	Sept. 18	at Brigham Young.....	W 21-12	Home Record:			59-23-2 (.714)
1955	Sept. 17	New Mexico State	W 14-7	Away Record:			11-27-1 (.295)
1956	Sept. 22	at New Mexico State	W 14-6				
1957	Sept. 21	New Mexico State	W 25-7				
1958	Sept. 20	at New Mexico State	W 16-7				
1959	Sept. 19	New Mexico State	L 12-29				
1960	Sept. 17	University of Mexico	W 77-6				
1961	Sept. 23	New Mexico State	W 41-7				
1962	Sept. 15	New Mexico State	W 28-17				
1963	Sept. 28	Texas-El Paso	W 23-7				



Homecoming

Year	Date	Opponent	Score	Year	Date	Opponent	Score
1925	Nov. 7	Arizona.....	L 0-24	1991	Sept. 28	New Mexico State.....	W 17-10
1926	Oct. 23	Texas-El Paso.....	W 19-7	1992	Oct. 3	San Diego State.....	L 21-49
1927	Nov. 5	Arizona.....	W 7-6	1993	Oct. 2	Hawai'i.....	W 41-14
1928	Oct. 27	New Mexico State.....	W 14-13	1994	Nov. 5	Utah.....	W 23-21
1929	Nov. 23	Arizona.....	L 0-6	1995	Sept. 30	Air Force.....	L 24-27
1930	Nov. 8	New Mexico State.....	L 6-14	1996	Sept. 28	TCU.....	W 27-7
1931	Nov. 14	Arizona.....	T 7-7	1997	Oct. 4	SMU.....	W 22-15
1932	Oct. 22	New Mexico State.....	T 7-7	1998	Oct. 10	Texas-El Paso.....	L 19-22
1933	Nov. 11	Arizona.....	W 7-0	1999	Oct. 30	UNLV.....	W 27-6
1934	Nov. 17	New Mexico State.....	W 12-6	2000	Sept. 23	Northern Arizona.....	W 35-38
1935	Nov. 23	Arizona.....	L 6-38	2001	Oct. 27	Air Force.....	W 52-33
1936	Nov. 14	New Mexico State.....	L 6-7	2002	Oct. 26	Utah.....	W 42-35 (2OT)
1937	Nov. 13	Arizona.....	L 0-23	2003	Oct. 4	Utah State.....	W 34-7
1938	Nov. 12	New Mexico State.....	W 6-2	2004	Oct. 23	San Diego State.....	W 19-9
1939	Nov. 25	Arizona.....	W 7-6	2005	Oct. 8	BYU.....	L 24-27
1940	Nov. 9	New Mexico State.....	W 39-6	2006	Oct. 7	Wyoming.....	L 10-14
1941	Oct. 18	Arizona.....	L 6-31	2007	Sept. 29	BYU.....	L 24-31
1942	Nov. 14	West Texas State.....	L 7-13	2008	Oct. 4	Wyoming.....	W 24-0
1943	Oct. 16	Northern Arizona.....	W 21-6	2009	Oct. 24	UNLV.....	L 17-34
1944	Sept. 30	Colorado College.....	L 7-25	2010	Oct. 2	UTEP.....	L 20-38
1945	Nov. 10	Utah.....	L 20-21	2011	Sept. 24	Sam Houston State.....	L 45-48 (OT)
1946	Nov. 16	Arizona.....	T 13-13	2012	Oct. 6	Texas State.....	W 35-14
1947	Nov. 22	Texas Tech.....	L 20-26	2013	Sept. 28	UNLV.....	L 42-56
1948	Nov. 6	Arizona.....	L 6-14	2014	Sept. 26	Fresno State.....	L 24-35
1949	Nov. 19	Texas Tech.....	L 0-27	2015	Oct. 17	Hawai'i.....	W 28-27
1950	Nov. 4	Arizona.....	L 0-38	2016	Oct. 1	San Jose State.....	W 48-41
1951	Nov. 17	Brigham Young.....	W 34-0	2017	Sept. 30	Air Force.....	W 56-38
1952	Nov. 1	Arizona.....	L 7-13	2018	Sept. 29	Liberty.....	L 43-52
1953	Oct. 31	Denver.....	W 20-18	2019	Oct. 26	Hawai'i.....	L 31-45
1954	Nov. 6	Montana.....	W 20-14	2021	Nov. 6	UNLV.....	L 17-31
1955	Oct. 29	Denver.....	L 6-33				
1956	Nov. 17	Montana.....	W 14-13				
1957	Nov. 2	Denver.....	L 0-19				
1958	Oct. 18	Arizona.....	W 33-13				
1959	Oct. 31	Denver.....	W 42-0				
1960	Nov. 19	Montana.....	W 24-7				
1961	Nov. 4	Utah.....	W 21-16				
1962	Oct. 13	Utah State.....	W 14-13				
1963	Nov. 16	Air Force.....	L 8-30				
1964	Nov. 14	Colorado State.....	W 42-0				
1965	Nov. 20	Iowa State.....	W 10-9				
1966	Nov. 5	Colorado State.....	L 6-45				
1967	Oct. 14	Arizona State.....	L 23-56				
1968	Oct. 19	San Jose State.....	L 24-55				
1969	Nov. 15	Wyoming.....	W 24-12				
1970	Oct. 17	New Mexico State.....	W 24-17				
1971	Nov. 6	Utah.....	W 57-39				
1972	Nov. 4	San Jose State.....	L 7-14				
1973	Nov. 10	Utah.....	L 35-36				
1974	Oct. 12	San Jose State.....	L 11-13				
1975	Oct. 18	Utah.....	W 27-23				
1976	Oct. 30	New Mexico State.....	L 7-16				
1977	Oct. 15	Wichita State.....	W 22-17				
1978	Oct. 14	Texas Tech.....	L 23-36				
1979	Oct. 6	San Diego State.....	L 7-35				
1980	Oct. 11	Colorado State.....	L 26-31				
1981	Oct. 10	Texas-El Paso.....	W 26-3				
1982	Oct. 23	New Mexico State.....	W 66-14				
1983	Nov. 5	Wyoming.....	W 17-10				
1984	Oct. 13	Colorado State.....	L 10-16				
1985	Oct. 26	Hawai'i.....	L 17-27				
1986	Oct. 11	Texas-El Paso.....	W 24-22				
1987	Oct. 10	Hawai'i.....	L 31-41				
1988	Oct. 8	Utah.....	L 27-33				
1989	Oct. 28	Wyoming.....	L 23-24				
1990	Sept. 22	Texas Tech.....	L 33-34				

HOMECOMING RECORD BREAKDOWN

All Games: 45-48-3 (.489)

vs. Air Force: 2-2	vs. San Diego State: 1-2
vs. Arizona: 4-8-2	vs. San Jose State: 1-3
vs. Arizona State: 0-1	vs. SMU: 1-0
vs. Brigham Young: 1-2	vs. TCU: 1-0
vs. Colorado College: 0-1	vs. Texas-El Paso: 3-2
vs. Colorado State: 1-3	vs. Texas State: 1-0
vs. Denver: 2-2	vs. Texas Tech: 0-4
vs. Fresno State: 0-1	vs. UNLV: 1-3
vs. Hawai'i: 2-3	vs. Utah: 4-4
vs. Iowa State: 1-0	vs. Utah State: 2-0
vs. Liberty 0-1	vs. West Texas State: 0-1
vs. Montana: 3-0	vs. Wichita State: 1-0
vs. New Mexico State: 7-3-1	vs. Wyoming: 3-2
vs. Northern Arizona: 2-0	
vs. Sam Houston State: 0-1	

Note: According to The Mirage, UNM's yearbook, homecoming games between 1925-41 were always played against either New Mexico State or Arizona. The exception was 1926 when a field conflict prevented UNM from hosting either team.



NCAA Rankings

INDIVIDUAL

RUSHING

Year	Name	NCAA	Yds.	YPG
1957	Don Perkins	11th	744	74.4
1959	Billy Brown	5th	753	75.3
1970	Sam Scarber	21st	961	96.1
1976	Mike Williams	10th	1,240	112.7
1977	Mike Williams	19th	1,096	109.6
2003	DonTrell Moore	15th	1,450	111.5
2005	DonTrell Moore	10th	1,298	118.0
2006	Rodney Ferguson	23rd	1,234	94.9
2016	Teriyon Gipson	18th	1,269	115.4

RUSHING YARDS PER CARRY

Year	Name	NCAA	YPG
2016	Teriyon Gipson	1st	8.75
2016	Tyrone Owens	2nd	8.01

PASSING YARDS

Year	Name	NCAA	Yds.
1967	Terry Stone	1st	1,946
1975	Steve Myer	2nd	2,501

PASSING YARDS PER COMPLETION

Year	Name	NCAA	Yds.
2019	Tevaka Tuioti	10th	14.1

PASSING EFFICIENCY

Year	Name	NCAA	Eff.
1986	Ned James	10th	141.6
1997	Graham Leigh	8th	153.6

TOTAL OFFENSE

Year	Name	NCAA	Yds
1975	Steve Myer	3rd	215.4
1978	Brad Wright	5th	200.3
1994	Stoney Case	3rd	304.1
1998	Graham Leigh	19th	242.0

FIELD GOALS

Year	Name	Rank	FGM/A	Avg.
1997	Colby Cason	2nd	21-30	1.75
2006	Kenny Byrd	12th	19-23	1.46
2007	John Sullivan	1st	29-35	2.42

RECEIVING (Receptions)

Year	Name	NCAA	No.	RPG
1975	Preston Dennard, WR	3rd	59	5.4
1987	Terance Mathis, WR	5th	73	6.6
1989	Terance Mathis, WR	4th	88	7.3
1990	Eric Morgan, WR	3rd	80	6.7
1991	Carl Winston, WR	5th	76	6.3
1999	Martinez Williams, WR	T35th	50	5.4
2007	Marcus Smith, WR	T15th	91	7.0
2011	Ty Kirk, WR	61st	47	5.2

RECEIVING (Total Yards)

Year	Name	NCAA	No.	Yds
1967	Ace Hendricks, TE	---	67	1,094
1975	Preston Dennard, WR	---	59	962
1986	Terance Mathis, WR	---	53	955
1987	Terance Mathis, WR	---	73	1,132
1991	Carl Winston, WR	---	76	1,177
1997	Pascal Volz, WR	9th	69	1,229
2007	Marcus Smith, WR	T24th	91	1,125

ALL-PURPOSE YARDS

Year	Name	NCAA	YPG
1989	Terance Mathis, WR	5th	178.2
1994	Winslow Oliver, TB	14th	139.7
1995	Winslow Oliver, TB	6th	173.6
2003	DonTrell Moore, TB	35th	125.1
2013	Carlos Wiggins, KR/WR	20th	141.9

SCORING

Year	Name	NCAA	Pts.	Avg.
1958	Don Black, WR	T14th	58	5.8
1963	Bucky Stallings, RB	21st	56	5.6
1971	Rocky Long, QB	22nd	80	7.3
1975	Bob Berg, PK	9th	83	7.6
1985	Willie Turral, RB	14th	90	8.2
2003	DonTrell Moore, TB	8th	126	9.7
2005	DonTrell Moore, TB	10th	104	9.5
2007	John Sullivan, K	10th	117	9.8

PUNTING

Year	Name	NCAA	Avg.
1954	A.L. Terpening	1st	45.6
1973	Steve Bauer	3rd	44.2
2013	Ben Skaer	5th	45.8
2017	Corey Bojorquez	4th	47.3
2019	Tyson Dyer	10th	46.1

KICKOFF RETURNS

Year	Name	NCAA	Avg.
1950	Chuck Hill	1st	27.0
1951	Chuck Hill	1st	29.6
1959	Don Perkins	---	34.7
1966	Ken Wagner	---	18.3
1967	Joe Casas	1st	26.2
1987	Terance Mathis	20th	23.3
1995	Winslow Oliver	2nd	31.7
2000	Larry Davis	---	25.8
2006	DeAndre Wright	---	25.9
2012	Chase Clayton	5th	30.4
2013	Carlos Wiggins	5th	29.6

PUNT RETURNS

Year	Name	NCAA	Avg.
1953	Bobby Lee	3rd	19.4
1958	Billy Brown	---	16.4
1959	Tony Gray	---	18.0
1975	Randy Rich	7th	13.0
1977	Max Hudspeth	4th	13.2
2008	Ian Clark	2nd	19.7
2018	Marcus Hayes	1st	21.2

TACKLES

Year	Name	NCAA	No./Avg.
1993	Ray Wilson, FS	---	157/14.3
1998	Brian Urlacher, FS	---	178/14.8
1999	Brian Urlacher, FS	---	154/14.0
2009	Carmen Messina, LB	1st	162/13.5
2010	Carmen Messina, LB	27th	115/9.6
2011	Carmen Messina, LB	T6th	142/11.8
2014	Dakota Cox, LB	1st	116/12.9

SACKS

Year	Name	NCAA	No.
1992	Jesse Becton, LB	---	14.5
2000	Brian Johnson, DE	---	9.5
2001	Gary Davis, LB	---	8
2003	Daniel Kegler, DE	---	7.5

TACKLES FOR LOSS

Year	Name	NCAA	No./Avg.
2003	Zach Rupp, DE	---	17/1.31
2009	Johnathan Rainey, DE	T24th	15.5/1.29

FUMBLES CAUSED

Year	Name	NCAA	No.
1993	Eric Jack, CB	---	4
1999	Brian Urlacher, FS	---	5
2008	Zach Arnett, LB	T1st	6

FUMBLES RECOVERED

Year	Name	NCAA	No.
1993	Eric Jack, CB	---	4
1994	Charles Butler, CB	---	5
1999	Brian Urlacher, FS	---	3
2004	Josh Bazinet, S	---	4
---	Fola Fashola, LB	---	4
2017	Jake Rothschilder, S	4th	3

INTERCEPTIONS

Year	Name	NCAA	No.
1976	Max Hudspeth, FS	4th	7
1978	Doug Smith, FS	11th	7
1979	Sharay Fields, CB	2nd	10
2004	Brandon Payne, CB	T4th	6
2005	Gabriel Fulbright, CB	T9th	5
2008	Glover Quin, CB	T19th	5

PASSES DEFENDED

Year	Name	NCAA	No.
2004	Brandon Payne, CB	1st	23
2008	Glover Quin, CB	T8th	16

TEAM

RUSHING OFFENSE

Year	NCAA	Avg.
1957	---	210.4
1959	3rd	289.8
1962	10th	242.8
1964	10th	211.9
1970	2nd	350.1
1971	2nd	384.5
2012	5th	301.2
2013	4th	308.8
2014	4th	310.4
2015	9th	252.2
2016	1st	350.0

PASSING OFFENSE

Year	NCAA	Avg.
1967	4th	249.1
1975	2nd	229.1

TOTAL OFFENSE

Year	NCAA	Avg.
1971	2nd	468.1
1978	17th	400.6
1986	4th	439.1
1994	6th	472.0

SCORING OFFENSE

Year	NCAA	Avg.
2016	23rd	36.7

RUSHING DEFENSE

Year	NCAA	Avg.
1952	---	114.6
1953	---	145.1
1982	13th	104.1
1983	18th	116.4
2001	5th	87.4
2003	5th	86.1
2004	17th	108.2

PASSING DEFENSE

Year	NCAA	Avg.
1956	---	74.7
1962	1st	56.8
1963	---	86.3
1964	15th	82.9
1980	---	145.1
1981	---	162.7
1989	---	202.3

TOTAL DEFENSE

Year	NCAA	Avg.
1952	14th	218.0
1962	17th	207.3
1964	20th	210.5
1980	---	300.2
1981	---	290.5
1983	18th	298.1

SCORING DEFENSE

Year	NCAA	Avg.
2004	20th	18.7

TIME OF POSSESSION

Year	NCAA	Avg.
2012	2nd	33:47
2016	6th	33:54

SACKS

Year	NCAA	No.	Yards	Avg./game
1992	---	40	261	3.6
2000	---	50	341	4.2
2001	---	26	198	2.4
2002	---	38	265	2.7
2003	---	39	227	3.0
2004	---	42	309	3.5

TURNOVER MARGIN

Year	NCAA	Mar.
1996	13th	+0.91
2000	22nd	+0.67

NET PUNTING

Year	NCAA	Avg.
1954	1st	42.6*
1993	1st	41.8
2017	6th	42.0
2019	9th	42.1

*touchbacks not figured into net punting in 1954

KICKOFF RETURNS

Year	NCAA	Avg.
1959	3rd	25.6
1993	10th	25.9
1995	1st	27.1

PUNT RETURNS

Year	NCAA	Avg.
2008	6th	15.4
2018	4th	19.4

End of Season Honors

BILL BRANNIN

MOST VALUABLE PLAYER

Year	Player	Pos.
1957	Jerry Nesbitt	G
1958	Don Black	E
1959	Don Perkins	HB
1960	Frank Gullick	T
1961	Chuck Cummings	G
1962	Bobby Santiago	RB
1963	Eddie Stokes	C
1964	Stan Quintana	QB
1965	Stan Quintana	QB
1966	Wally Seis	C
1967	Emilio Valle	TE
1968	David Bookert	TB
1969	Rocky Long	QB
1970	Rocky Long	QB
1971	Rocky Long	QB
1972	Fred Henry	RB
1973	Don Woods	QB
1974	Greg Jones	DE
1975	Steve Myer	QB
1976	Robin Cole	DE
1977	Mike Williams	TB
1978	Mike Williams	TB
1979	Mike Forrest	LB
1980	Bob Shupryt	LB
1981	Johnny Jackson (LB) / Greg Azar	NT
1982	Johnny Jackson (LB) / David Osborn	QB
1983	Buddy Funck	QB
1984	Willie Turrall	TB
1985	Billy Rucker	QB
1986	Ned James	QB
1987	Terance Mathis	WR
1988	Al Owens	WR
1989	Terance Mathis	WR
1990	John Bell	DE
1991	Kim McCall	LB
1992	Winslow Oliver	TB
1993	Stoney Case	QB
1994	Stoney Case	QB
1995	Winslow Oliver	TB
1996	Donald Sellers	QB
1997	Graham Leigh	QB
1998	Brian Urlacher	FS
1999	Brian Urlacher	FS
2000	Mike Barnett	LB
2001	Jarrold Baxter	RB
2002	DonTrell Moore	RB
2003	DonTrell Moore	RB
2004	DonTrell Moore	RB
2005	DonTrell Moore	RB
2006	Rodney Ferguson	RB
2007	Rodney Ferguson	RB
2008	Glover Quin	CB
2009	Erik Cook	C
2010	Lucas Reed	TE
2011	Carmen Messina	LB
2012	Kasey Carrier	RB
2013	Kasey Carrier	RB
2014	Jhurrell Pressley	RB
2015	Jhurrell Pressley	RB
2016	Teriyon Gipson	RB
2017	Jake Rothschilder	DB
2018	Delane Hart-Johnson	WR
2019	Ahmari Davis	RB
2020	Bobby Cole	RB
2021	Joey Noble	DL

REESE HILL AWARD

(Top Offensive Player)

Year	Player	Pos.
1981	Keith Magee	WR
1982	David Osborn	QB
1983	Buddy Funck	QB
1984	Willie Turrall	TB
1985	Willie Turrall	TB
1986	Ned James	QB
1987	Terance Mathis	WR
1988	Al Owens	WR
1989	Terance Mathis	WR
1990	Mike Henderson	WR
1991	Carl Winston	WR
1992	Winslow Oliver	TB
1993	Turhon O'Bannon	WR
1994	Stoney Case	QB
1995	Winslow Oliver	TB
1996	Donald Sellers	QB
1997	Pascal Volz	WR
1998	Martinez Williams	WR
1999	Jarrold Baxter	RB
2000	Ted Iacenda	RB
2001	Jarrold Baxter	RB
2002	Casey Kelly	QB
2003	DonTrell Moore	RB
2004	Hank Baskett III	WR
2005	Hank Baskett III	WR
2006	Rodney Ferguson	RB
2007	Travis Brown	WR
2008	Rodney Ferguson	RB
2009	Erik Cook	C
2010	Lucas Reed	TE
2011	B.R. Holbrook	QB
2012	Kasey Carrier	RB
2013	Kasey Carrier	RB
2014	Jhurrell Pressley	RB
2015	Jhurrell Pressley	RB
2016	Teriyon Gipson	RB
2017	Jay Griffin IV	WR
2018	Delane Hart-Johnson	WR
2019	Ahmari Davis	RB
2020	Bobby Cole	RB
2021	Aaron Dumas	RB

COLONEL H.J. GOLIGHTLY

(Top Defensive Player)

Year	Player	Pos.
1959	Chuck Roberts	DB
1960	John Shaski	LB
1961	Jay McNitt	DB
1962	Larry Jasper (E) / John Kosor	T
1963	Eddie Stokes	DL
1964	Wayne Tvrdik	T
1965	Paul Smith	T
1966	Jim Boller	LB
1967	Joe Casas	S
1968	Woody Jones	T
1969	Houston Ross	LB
1970	Houston Ross	LB
1971	Mike Buck	DE
1972	Steve Bradshaw	DE
1973	Randy Rich	SS
1974	Greg Jones	DE
1975	Randy Rich	SS
1976	Robin Cole	DE
1977	Robert Rumbaugh	DT
1978	Mike Forrest	LB

1979	Charlie Baker	DE
1980	Bob Shupryt	LB
1981	Greg Azar	NG
1982	Johnny Jackson	LB
1983	Jimmie Carter	DE
1984	Ray Hornfeck	FS
1985	Bob Umdenstock	DE
1986	Tom Cole	DE
1987	Kirk Allen	LB
1988	John Bell	DE
1989	Nate Morris (LB) / Brett Heber	CB
1990	Steve Vaipulu	LB
1991	Kim McCall	LB
1992	Jesse Becton	LB
1993	Eric Jack	CB
1994	Blake Irwin	LB
1995	Roston Thomas	LB
1996	Ramos McDonald	CB
1997	Ramos McDonald	CB
1998	Brian Urlacher	FS
1999	Brian Urlacher	FS
2000	Mike Barnett	LB
2001	Gary Davis	LB
2002	Billy Strother	LB
2003	Billy Strother	LB
2004	Nick Speegle	LB
2005	Gabriel Fulbright	CB
2006	Quincy Black	S
2007	OJ Swift (S) / Michael Tuohy	DE
2008	Glover Quin	CB
2009	Carmen Messina	LB
2010	Seth Johannemann	DE
2011	Carmen Messina	LB
2012	Dallas Bollema	LB
2013	Dallas Bollema	LB
2014	Dakota Cox	LB
2015	Dakota Cox	LB
2016	Daniel Henry	DB
2017	Jake Rothschilder	S
2018	Evahelotu Tohi	LB
2019	Alexander Vainikolo	LB
2020	Brandon Shook	LB
2021	Joey Noble	DL

OUTSTANDING

OFFENSIVE LINEMAN

Year	Player	Pos.
1981	Paul Zamprelli	C
1982	Don Elliot	OL
1983	Dave Uranich	OL
1984	Mike Carter	OG
1985	Scott Maney	C
1986	Steve Paar	C
1987	Barry Luther	OG
1988	Jeff Howes	C
1989	Kurt Jensen	C
1990	Ron Shipley	OT
1991	Steve Slater	OG
1992	Kenny Thomas	OG
1993	Klint Hall	OT
1994	Alex Crowder	ST
1995	Brandon Turner	C
1996	Kevin Ned	OG
1997	Chris Wallace	OG
1998	Jason Carson	C
1999	Josh Brown	OT
2000	Jon Samuelson	OT
2001	Jeremy Sorenson	OG
2002	Claude Terrell	OG
2003	Jason Lenzmeier	OT



End of Season Honors

2004	Claude Terrell	OT
2005	Ryan Cook	C
2006	Robert Turner	OG
2007	Devin Clark	OT
2008	Erik Cook	C
2009	Joshua Taufalele	OG
2010	Byron Bell	OT
2011	Dillon Farrell (OT)/LaMar Bratton	C
2012	Darryl Johnston	OT
2013	Dillon Farrell	C
2014	Jamal Price	OT
2015	Aaron Jenkins	OG
2016	Reno Henderson	OT
2017	Blaise Fountain	C
2018	Aaron Jenkins	OG
2019	Kyle Stapley	C
2020	Teton Saltes	OT
2021	Kyle Stapley	C

CHUCK CUMMINGS MEMORIAL AWARD (Morale and Spirit)

Year	Player	Pos.
1964	Chuck Kelly	FB
1965	John Anderson	OG
1966	Rex Henington	DT
1967	Jerry Pollard	OG
1968	Rick Beitler	QB
1969	Rocky Long	QB
1970	Sam Scarber	FB
1971	Rocky Long (QB) / Bob Gaines	S
1972	George Oakes	DT
1973	George Anderson	HB
1974	John Gener	OG
1975	Randy Rich	SS
1976	Mike Williams	FB
1977	Mike Williams	FB
1978	Mike Williams	FB
1979	Frank Giddens	OG
1980	No award	
1981	Bill Albrektsen	DL
1982	David Uranich	OT
1983	Derwin Williams	WR
1984	David Uranich	OT
1985	Lon Nunley	DT
1986	Ron Keller	P
1987	Shane Hall	RB
1988	Chris Houston	LB
1989	Curtis Crews	CB
1990	Curtis Crews	CB
1991	Joey Kowalczyk	WS
1992	Willie Barry (DT) / Greg Oliver	WR
1993	Joey Kowalczyk (WR) / Kenny Thomas	OT
1994	Dan Coverley (LB) / David Sloan	TE
1995	Winslow Oliver	TB
1996	Milton Thomas	WR
1997	Milton Thomas	WR
1998	Danny Gonzales	P
1999	Daniel Reyes	LB
2000	Jarrold Baxter	RB
2001	Jarrold Baxter	RB
2002	Daniel Kegler	DE
2003	Daniel Kegler	DE
2004	Claude Terrell	OT
2005	Robert Turner	OG
2006	Curtis	TE
2007	Marcus Smith	WR
2008	Ian Clark	S
2009	Frankie Solomon	S

2010	Cody Neely	LB
2011	Carmen Messina	LB
2012	Matt Raymer	S
2013	Dillon Farrell	OL
2014	LaMar Bratton	OL
2015	Eden Mahina	OL
2016	Daniel Henry	DB
2017	Kyle Rothschiller	S
2018	Alex Hart	LB
2019	Alex Hart	LB
2020	Isaiah Chavez	QB
2021	Bobby Cole	RB

CLYDE HILL AWARD (Most Improved Player)

Year	Player	Pos.
1981	Jerry Apodaca	CB
1982	Mark Eastham	DE
1983	Scott Skene	OL
1984	Wes Henson	LB
1985	Donnie DeYoung	OT
1986	Kevin Burgess	RB
1987	Scott Howard	FB
	Al Owens	WR
1988	Mike Good	LB
1989	Kano Brown	WR
1990	Mike Smith	LB
1991	Stoney Case	QB
1992	Brian Baca (OG) / Calvin Carr	CB
1993	Abe Ghoston	TB
1994	Calvin Allen	OT
	Gavin Pearlman	WR
1995	Scott McGarrahan	FS
	Jimmy McGrew	WR
1996	Lennox Gordon (TB) / Chris Wallace	OG
1997	Jameal Woods	CB
1998	Walter Bernard (CB) / Brian Johnson	TE
1999	Sean Stein	QB
2000	Rudy Caamano	QB
2001	Casey Kelly	QB
2002	DonTrell Moore	RB
2003	Zach Rupp	DE
2004	Brandon Payne	CB
2005	Mike Powdrell	CB
2006	Donovan Porterie	QB
	Marcus Smith	WR
2007	Ian Clark	S
2008	Brad Gruner	QB
2009	Kendall Briscoe	DT
	Daryl Jones	WR
2010	Josh Fussell (FB) / Karlin Givens	OG
2011	Jonathan Washington	OG
2012	Matt Raymer	S
2013	Cole Gautsche	QB
2014	Lamar Jordan	QB
2015	Jake Rothschiller	DB
2016	Tyrone Owens	RB
2017	Corey Bojorquez	P
2018	Andrew Shelley	K
2019	Tyson Dyer	P
2020	Joey Noble	DL
2021	Tavian Combs	S

1st TEAM AWARD (unselfish devotion to team)

Year	Player	Pos.
1969	Roy Muller	HB
1970	Jerry Buckner	LB

	Rodney Wallace	DT
	Phil Franczyk	HB
1971	Steve Fuller	HB
1972	Ron Dauphin	C
1973	Bob Supergan	S
1974	Chester Goodson	CB
1975	Ken Ferry	RB
1976	Smokey Turman	TB
1977	Joe Maloof	CB
1978	Curt McGill	QB
1979	Matt Schaefer	LB
1980	No award	
1981	Michael Johnson	TB
1982	Ron Tamura	LB
	John Lane	TE
1983	Mark Eastham	DE
1984	Mike Mazzella	TE
1985	Jeff Apodaca	CB
1986	Joe Bibbo	CB
1987	Terence Donaldson	DL
	Scott Maney	C
1988	Scott Howard	FB
	Phillip Vaughan	DE
	Rick Walsh	K
1989	Jimmy Marshall	CB
	Darius Harris	CB
	Guy Collura	OG
1990	Steve Daley	LB
	Kurt Jensen	C
	Karl Logan	SS
1991	Fred Easter	CB
	Jeremy Leach	QB
	Troy Rossean	P
	Doug Zikan	LB
1992	Marcus Goodloe	WR
1993	Justin Hall	C
1994	Eric Young	TB
1995	Scott Peterson	QB
1996	Jeff Houghtaling	WR
1997	Brian Braziel	S
	Roy White	OT
1998	Danny Gonzales	P
1999	Daniel Reyes	LB
2000	Rantie Harper	FS
2001	Mohammed Konte	LB
2002	Justin Millea	QB
2003	Casey Kelly	QB
2004	Martin Romero	WR
2005	Aaron Brack	WR
2006	Ben Wysong	S
2007	Bryan Clampitt	QB
2008	Brandon Johnson	S
2009	Tray Hardaway	LB
	Donovan Porterie	QB
2010	Nick Wilhelm	WR
2011	B.R. Holbrook	QB
2012	B.R. Holbrook	QB
2013	Mat McBain	LB
2014	Trajuan Briggs	LB
	Tyler Duncan	WR
2015	David Anaya	RB
2016	Jack Lamm	OL
2017	Jake Rothschiller	S
2018	Alex Hart	LB
2019	Teton Saltes	OL

Bowl History

1939 SUN BOWL

Jan. 2, 1939 • El Paso, Texas
Utah 26, New Mexico 0

Playing in its first bowl game, the New Mexico Lobos were shut out by the Utah Utes 26-0 in the 4th Annual Sun Bowl at Kidd Field in El Paso.

(Note: The remainder of this story was written by Albuquerque Journal Sports Editor Paul Weeks and edited by UNM Media Relations.)

Like a kite that had flown too high, New Mexico's far-famed "dipsy-doo" football circus blew up and out of control before 13,000 disappointed Sun Bowl fans with a powerful tribe of Utah Indians (as they were called at the time) pouring on a humiliating 26-0 defeat.

The Utes matched their conservative style of the game as taught by Coach Ike Armstrong against the once-colorful attack of the Hilltoppers (as the Lobos were sometimes called) to claim gridiron superiority as Big Seven champions over the Lobos, co-champs of the Border league.

Never did New Mexico fall so miserably during the entire season as against the white-shirted tribe. Observers declared the team had conquered foes with power equal to the Utes, but there were no alibis for the Sun Bowl loss. It was on the same field that the Cherry and Silver met its first defeat of the season against Texas Mines (now UTEP).

Placed on equal ground before the fray, the two teams were as unevenly matched as a flyweight in the ring with a heavy. The Utes smashed across two touchdowns in the first quarter and followed it up with a 20-0 margin at the half. When New Mexico did not take advantage of breaks given them in the last periods, the Utes coasted in to another score, using two teams with equal results.

Though the bowl was not filled to capacity, more than 500 perched on the barren hills surrounding the field. The crowd stripped overcoats and concessionaires did a rush business in sun glasses because of the summery temperature. The tang of autumn football weather was entirely lacking.

STATISTICS

	UNM	UTAH
First Downs	12	16
Rushing Yards	179	379
Passing Yards	59	18
Passing	4-11-4	1-4-1
Total Offense	212	384
Fumbles-Lost	3-1	1-1
Penalties-Yards	5-35	9-55
Punts-Avg.	9-40.8	8-30.5

SCORING BY QUARTERS

Utah	14	6	0	6	—	26
New Mexico	0	0	0	0	—	0

SCORING SUMMARY

Utah - Pace 15 run (McGarry kick) - 1st
Utah - Peterson 64 interception return (McGarry kick) - 1st
Utah - Peterson 9 run (kick failed) - 2nd
Utah - Gehrke 10 run (kick failed) - 4th

Weather: Clear, 70 degrees
Attendance: 13,000

1944 SUN BOWL

Jan. 1, 1944 • El Paso, Texas
Southwestern 7, New Mexico 0

(Note: The following story was written by A.V. Gullette from the Associated Press and edited by UNM Media Relations.)

A final quarter forward pass, starring tailback R.W. MacGruder of San Marcos, gave Southwestern of Texas a 7-0 victory over the University of New Mexico in the 9th Annual Sun Bowl.

The 37-yard toss from fullback R.L. Cooper clicked after the underdog New Mexico Lobos had beaten back the highly-touted ground game of Southwestern's Pirates through three quarters and eight minutes of the final period. The Pirates took the ball at the start of the fourth quarter on the 13. A pass, MacGruder to Cooper, made 27 and the two backs hit the line for a first down and MacGruder broke loose for 22 yards to the New Mexico 19.

Here New Mexico held and taking the pigskin, punted to the 46. Cooper passed to Hollon, Pirate end, for a first down and then to MacGruder for the winning tally.

The Lobos threatened only twice, in the second and third periods, but could not get beyond the Southwestern 16.

The game started under cloudy skies, but the sun broke through in the second half and playing conditions were nearly ideal.

The vaunted Southwestern defense held the Lobos to just four first downs and 48 yards total offense.

STATISTICS

	UNM	SW
First Downs	4	12
Rushing Yards	38	214
Passing Yards	10	65
Passing	3-10-0	7-10-1
Total Offense	48	279
Fumbles-Lost	1-0	1-1
Penalties-Yards	4-20	4-20
Punts-Avg.	11-38	5-35
Punt Returns	2-7	4-66
Kickoff Returns	1-17	1-30

SCORING BY QUARTERS

Southwestern	0	0	0	7	7
New Mexico	0	0	0	0	0

SCORING SUMMARY

SW - MacGruder 34 pass from Cooper (Collins kick) - 4th

Weather: Partly Cloudy, 60 degrees
Attendance: 18,000

1946 SUN BOWL

Jan. 1, 1946 • El Paso, Texas
New Mexico 34, Denver 24

(Note: The following story was written by the Associated Press and Albuquerque Journal writer Clayton Byers. It was edited by UNM Media Relations.)

Don Rumley, a 19-year-old Navy reservist from Princeton, Ill., led New Mexico to a 34-24 victory over Denver University in the 11th Annual Sun Bowl. The 180-pound halfback passed for three touchdowns and rushed for another in the highest scoring game in the 11 years of this New Year's Day football event.

A crowd of 15,000 was on its feet throughout a 28-point fourth period in which New Mexico came from behind to capture its first bowl victory in three attempts. It was also the first victory for a Border Conference team in the El Paso game's history.

Denver, Big Seven champion, rolled up 10 points before New Mexico countered, and remained dangerous the last scoring its final touchdown with less than two minutes to play.

A 63-yard dash with an interception sent fullback Rudy Krall over with UNM's first score in the second period. Krall and Rumley engineered a 70-yard drive to set up the next score when Rumley scooted in from nine yards for a 13-10 Lobo lead.

Then, after a scoreless New Mexico third period, when Denver had regained the lead at 17-13, Rumley whipped out two aeriels for touchdowns to sub end William Moseley and a third to Lavon McDonald.

One reason the Lobos were Sun Bowl champs is a story of gridiron heroism. It's about Fred Doar, UNM's star center, chief linebacker and kicker.

The 210-pound Navy trainee was on the bottom of a heap in the first play of the game. After that he played outstanding ball stopping Denver backs time after time. But teammates noticed their captain wasn't "talking it up" as usual. In fact, he was silent. X-rays after the game showed that Doar had broken his jaw in two places on the first play.

Blue skies and a blazing sun made it baseball weather for the game. Nearly 16,000 short-sleeved customers heard a minister intone a prayer dedicating this game to the nine members of the Lobos' 1939 Sun Bowl team who left the football field to die on the battle field during World War II.

STATISTICS

	UNM	DENVER
First Downs	15	13
Rushing Yards	171	238
Passing Yards	207	39
Passing	8-12-1	3-16-1
Total Offense	378	277
Fumbles-Lost	1-1	1-0
Penalty Yards	90	25
Punt Avg.	40	33
Punt Returns	18	94
Kickoff Returns	5-111	7-113

SCORING BY QUARTERS

Denver	10	0	7	7	24
New Mexico	0	13	0	21	34

SCORING SUMMARY

DU - Karamigios 21 run (Redding kick) - 1st
DU - Miller 28 FG - 1st
UNM - Krall 65 interception return (kick failed) - 2nd
UNM - Rumley 9 run (Doar kick) - 2nd
DU - Adams 2 run (Redding kick) - 3rd
UNM - Moseley 37 pass from Rumley (Doar kick) - 4th
UNM - Moseley 47 pass from Rumley (Doar kick) - 4th
UNM - McDonald 28 pass from Rumley (Doar kick) - 4th
DU - Karamigios 35 pass from Cochran (Redding kick) - 4th

Weather: Sunny, 70 degrees
Attendance: 15,000



Bowl History

1947 HARBOR BOWL

Jan. 1, 1947 -- San Diego, Calif.
New Mexico 13, Montana State 13

(Note: The following story was written by the Associated Press and was edited by UNM Media Relations.)

The University of New Mexico Lobos came from behind to earn a 13-13 tie with Montana State College in the first San Diego Harbor Bowl before a crowd of 7,000.

Both teams displayed a flashy brand of football which kept the fans on edge throughout.

New Mexico opened the scoring soon after the game started when Hubert Hackett connected on a 26-yard pass to Lou Cullen. Hackett's place kick was wide.

Montana State surged back shortly after the second period started sparked by Neil Brooks 48-yard dash from scrimmage to paydirt. The placekick was blocked but Gene Bourdet picked up the ball and ran over for the extra point (allowed at this time).

Bill Nelson set the stage for the next score when he took Bourdet's short pass at midfield and streaked 42 yards down the sideline to the Lobo 8. After three plays netted just one yard, Bourdet passed to Ken Card on fourth down putting the Bobcats in front. The kick was again blocked.

The Lobos tied the count early in the fourth quarter as Cullen and quarterback Bryan Brock combined to engineer a 75-yard drive on the ground and through the air. Brock scored from two yards out cutting over tackle. Hackett's kick was good to knot the score.

The Lobos had a chance to win the game in the final minutes. UNM drove to the Montana State 12, however, Brock was thrown for a 12-yard loss. Hackett eventually tried a field goal from 35 yards out but failed.

STATISTICS

	UNM	MSU
First Downs	12	12
Rushing Yards	182	155
Passing Yards	83	180
Passing	4-13-3	7-16-3
Total Offense	265	335
Punt Avg.	38.0	50.0

SCORING BY QUARTERS

Montana State	0	13	0	0	13
New Mexico	6	0	0	7	13

SCORING SUMMARY

UNM - Cullen 26 pass from Hackett (kick failed) - 1st
MSU - Brooks 48 run (Bourdet run) - 2nd
MSU - Card 7 pass from Bourdet (kick blocked) - 2nd
UNM - Brock 2 run (Hackett kick) - 4th

Weather: Clear, 60 degrees
Attendance: 7,000

1961 AVIATION BOWL

Dec. 9, 1961 -- Dayton, Ohio
New Mexico 28, Western Michigan 12

(Note: The following story was written by Albuquerque Journal Sports Editor Dan Russell and was edited by UNM Media Relations.)

New Mexico struck for early touchdowns in both the first and third quarters to defeat Western Michigan, 28-12 in a chilled Aviation Bowl football game.

Freezing weather, including sleet and snow, nearly grounded the inaugural (and only) Aviation contest and limited the contest to approximately 4,000 fans even though advance sales had surpassed 5,000.

New Mexico drove for two touchdowns to open the game and to also open the second half. Then it capitalized on Western errors to add the two other touchdowns.

Two fumble recoveries in the first quarter helped set up the second touchdown of the game. Chuck Cummings intercepted a pass and streaked 43 yards for the final Lobo touchdown.

Quarterback Jim Cromartie plunged for three yards for New Mexico's first touchdown. Halfback Bobby Santiago picked up the second touchdown from 10 yards out, and Bobby Morgan also went over from the 10 for the third score.

Santiago, who suffered bruised ribs at the end of the first half and saw only limited action in the second half, was voted the top back of the game. Santiago gained a total of 86 yards and had a 60-yard touchdown run nullified by a clipping penalty. Cummings was voted the outstanding lineman.

"Our kids were really up," said UNM head coach Bill Weeks. "They came to play and they hit hard and executed well throughout. Santiago and Cummings were outstanding and I felt that Bobby Morgan had his best game of the year."

STATISTICS

	WMU	UNM
First Downs	18	20
Rushing Yards	36-96	51-339
Passing Yards	207	0
Passing	18-33-2	0-3-0
Total Offense	69-303	54-339
Fumbles-lost	4-3	2-0
Punt Avg.	4-36	7-33.3
Penalties	4-30	10-90

SCORING BY QUARTERS

Western Michigan	6	0	0	6	12
New Mexico	14	0	14	0	28

SCORING SUMMARY

1st - 13:45 - UNM - Cromartie 3 run (kick blocked)
1st - 7:08 - UNM - Santiago 10 run (Morgan run)
1st - (0:28) - WMU - White 4 run (run failed)
3rd - (9:48) - UNM - Morgan 10 run (run failed)
3rd - (2:44) - UNM - Cummings 43 interception (Bradford run)
4th - (13:22) - WMU - Cooke 5 pass from Chlebek (pass failed)

INDIVIDUAL STATISTICS

Rushing: Morgan 13-98, 1 TD, Santiago 13-86, Cromartie 4-49, 1 TD, Ness 8-40, Ottman 6-36, Hancock 3-20, McNitt 3-5, Duke 2-5, Bradford 3-1.
Passing: Cromartie 0-2, Morgan 0-1.
Punting: Fitzsimmons 7-33.3.
Punt Returns: Bradford 2-1.
Kickoff Returns: Morgan 2-59, Bradford 1-35, Kosor 1-11.
Interceptions: McNitt 1-32, Cummings 1-43, 1 TD.

Weather: Snow, Sleet, 33 degrees
Attendance: 3,694

1997 INSIGHT.COM BOWL

Dec. 27, 1997 -- Tucson, Ariz.
Arizona 20, New Mexico 14

New Mexico would lose its first bowl game in 36 years, 20-14, on Arizona's home field. The Cats struck first, scoring on Kelvin Eafon's 15-yard touchdown run midway through the first quarter.

UNM took almost no time in the second stanza to knot the score. Graham Leigh ran 17 yards for a first down, then tossed a 15-yard TD pass to senior Milton Thomas. Colby Cason's PAT tied the score at 7-7 and completed the eight-play 69-yard scoring drive.

On Arizona's next possession, quarterback Brady Batten threw for 51 yards and Trung Canidate ran for 13 more, including a three-yard touchdown, which allowed the Wildcats to reclaim the lead, 13-7. UA missed the PAT.

The Lobos marched right back down the field, reeling off a 14-play, 45-yard drive. UNM could not cash in on its possession, however, as Colby Cason missed a 37-yard field goal.

The second half began in a disastrous fashion for the Lobo offense, as it went three-and-out on its first possession, then Leigh threw two consecutive interceptions. The resiliency of the UNM defense was the only thing preventing Arizona from increasing its lead, as the Lobos forced the Wildcats to punt on each of their first two series.

After Leigh's second interception of the quarter - his third of the game - UA capitalized. Canidate rushed for 30 yards, culminating with Eafon's 1-yard TD. The score upped Arizona's lead to 20-7 with 2:07 left in the third quarter.

Once again, UNM would not allow Arizona to keep its momentum. Leigh found Brian Messer for a 35-yard gain on the Lobos' first play from scrimmage. Two plays later, Leigh found Chris Shelton over the middle for an 18-yard gain to the Wildcat four. Leigh found paydirt on the next play, and with the five-play, 60-yard drive, New Mexico was right back in the game, trailing only 20-14.

New Mexico would get one more chance to stage a rally, taking over at the UA 48 with 5:31 remaining. On second-and-nine, Leigh dropped back and spotted Pascal Volz flashing across the middle downfield. His pass sailed just a bit, however, landing right in the arms of Wildcat DB Kelly Malveaux to seal it for the Cats.

STATISTICS

	UNM	UA
First Downs	16	19
Rushing	35-140	59-209
Passing Yards	150	89
Passing	12-32-4	7-22-2
Total Offense	67-290	81-298
Fumbles-Lost	0-0	0-0
Penalties-Yards	9-60	5-39
Interceptions-Yards	2-11	4-45
Punts-Average	7-40.7	9-38.7
Punt Returns-Yards	4-18	3-9
Kickoff Returns-Yards	4-71	2-50
Possession Time	24:15	35:45
Third Down Conversions	5-15	2-12
Sacks	0-0	2-12

SCORING BY QUARTERS

New Mexico	0	7	7	0	14
Arizona	7	6	7	0	20

SCORING SUMMARY

1st - (6:30) - UA - Eafon 15-yard run (McDonald kick)
2nd - (12:05) - UNM - Thomas 15-yard pass from Leigh (Cason kick)
2nd - (7:50) - UA - Canidate 3-yard run (kick failed)
3rd - (2:07) - UA - Eafon 1-yard run (McDonald kick)
3rd - (0:26) - UNM - Leigh 4-yard run (Cason kick)

INDIVIDUAL STATISTICS

Rushing: G. Leigh 17-79, 1 TD, Gordon 3-42, R. Johnson 6-23, Shelton 3-3, Marion 6-(-7).
Passing: G. Leigh 12-32-4, 150, 1 TD.
Receiving: Volz 5-51, Thomas 3-39, 1 TD, Messer 1-35, Shelton 1-18, Doran 1-15, R. Johnson 1-(-8).
Punting: Bloom 7-40.7. **Punt Returns:** Smith 4-18, White 1-10.
Kickoff Returns: Oliver 3-61.
Interceptions: McDonald 1-11, Stanton 1-0.

Weather: Clear, 47 degrees
Attendance: 49,385

Bowl History

2002 LAS VEGAS BOWL Dec. 25, 2002 -- Las Vegas, Nev. UCLA 27, New Mexico 13

The Lobo football team did more giving than receiving on Christmas Day, giving the UCLA Bruins three turnovers, which they turned into 17 points, as UCLA beat New Mexico 27-13 in the Sega Sports Las Vegas Bowl.

Following a DonTrell Moore fumble, UCLA got on the board first with a Nate Fikse 49-yard field goal. UNM then took a 6-3 lead when senior cornerback Desmar Black picked off UCLA QB Drew Olson's pass in the flat and returned it 55 yards for a touchdown at the 8:20 mark of the first quarter. Junior kicker Katie Hnida then made her first career appearance, but had her extra point blocked. Already the first and only woman to dress for an NCAA Division I bowl game, Hnida became the first woman to make an appearance in an NCAA Div. I-A football game.

"I made the decision to let Katie (Hnida) kick the first extra point," head coach Rocky Long said. "She has been a vital part of this team all year, and I felt that she deserved the opportunity to make a play."

The Lobos' had a chance to increase their lead in the second quarter after driving to the UCLA 17, but Kenny Byrd's 34-yard FG attempt sailed wide right, ending a UNM streak of 19 straight scores in the red zone. Fikse connected on his second field goal from 39 yards out to knot the game at 6-6 with 6:21 remaining in the second quarter. The kick was set up by a questionable pass interference penalty on the Lobos in the end zone.

The UCLA special teams rose to the occasion when Craig Bragg took a punt back 74 yards early in the third to give the Bruins a 13-6 lead. More bad luck followed in the fourth quarter as QB Casey Kelly's throw bounced off the back of TE Zach Cresap into the waiting arms of Jarrad Page. Page returned it 29 yards for a touchdown to give UCLA a 20-6 advantage.

On the next Lobo possession, WR Joe Manning caught a pass from Kelly only to be stripped of the ball. New Mexico's third turnover of the game set up a 1-yard leap by freshman Tyler Ebell, handing the Bruins a 27-6 lead. Kelly found Manning in the back of the end zone for a touchdown that brought the Lobos to within 27-13, but New Mexico would get no closer.

Kelly finished with a season-high 237 yards. Moore, hobbled by a sprained right ankle late in the second quarter, was limited to 17 yards on 14 carries. The defense certainly did its part, holding the Bruins to a season-low 167 yards. UCLA only had to travel 76 yards for its three offensive scores, two field goals and a touchdown.

STATISTICS

	UNM	UCLA
First Downs	15	9
Rushing	34-45	39-73
Passing Yards	237	94
Passing	18-35-1	12-22-1
Total Offense	69-282	61-167
Fumbles-Lost	4-2	1-0
Penalties-Yards	9-68	10-108
Interceptions-Yards	1-55	1-29
Punts-Average	6-38.5	8-44.9
Punt Returns-Yards	6-18	3-96
Kickoff Returns-Yards	5-100	2-50
Possession Time	28:47	31:13
Third Down Conversions	5-16	4-15
Sacks	0-0	2-12

SCORING BY QUARTERS

New Mexico	6	0	0	7	13
UCLA	3	3	7	14	27

SCORING SUMMARY

1st - (10:24) - UCLA - Fikse 49 FG
1st - (8:20) - UNM Black 55 int. return (Hnida PAT blocked)
2nd - (4:53) - UCLA - Fikse 39 FG
3rd - (13:04) - UCLA - Bragg 74 punt return (Fiske kick)
4th - (14:07) - UCLA - Page 29 int. return (Fiske kick)
4th - (10:40) - UCLA - Ebell 1 run (Fikse kick)
4th - (5:31) - UNM - Manning 11 pass from Kelly (Byrd kick)

INDIVIDUAL STATISTICS

Rushing: Moore 14-17, Brody 4-17, Counter 1-9, Boyd 2-5, Millea 3-4, A. Byrd 1-1, Kelly 8-(-4).
Passing: Kelly 18-32-1, 237, 1 TD.
Receiving: Counter 5-78, Farrell 4-78, Manning, 3-42, 1 TD, Moore 3-13, Cresap 1-15, Thomas 1-7, Penley 1-4.
Punting: Gaus 6-38.5.
Punt Returns: Counter 6-18. **Kickoff Returns:** Ratcliff 3-56, Gregory 1-23, Fulbright 1-21. **Interceptions:** Black 1-55, 1 TD.

Weather: Clear, 50 degrees
Attendance: 30,324

2003 LAS VEGAS BOWL Dec. 24, 2003 -- Las Vegas, Nev. Oregon State 55, New Mexico 14

Steven Jackson tied a bowl game record with five touchdowns, and Oregon State's defense overwhelmed mistake-plagued New Mexico in a 55-14 win. Jackson ran for 149 yards on 28 carries. He caught a 34-yard pass from Derek Anderson five minutes into the game and added touchdown runs of 3, 11, 6, and 1 yards.

Former NFL star Barry Sanders scored five touchdowns for Oklahoma State against Wyoming in the 1988 Holiday Bowl, and Sheldon Canley of San Jose State had five against Central Michigan in the 1990 California Bowl.

The Lobos' scores came on a 27-yard pass from Casey Kelly to Hank Baskett in the first quarter and Kole McKamey's 17-yard toss to Dwight Counter in the fourth.

Unable to run or pass against OSU's defense, the Lobos had only one first down in the first half and 21 total yards through the first three quarters. The stats also included 6 yards rushing, seven first downs and 127 total yards.

New Mexico got its second first down on a 46-yard pass from wide receiver Baskett to Counter with just more than 10 minutes left. DonTrell Moore, who led the Mountain West Conference with 1,438 yards this season, finished with 12 yards on 10 carries. His second-quarter fumble at the New Mexico 15 led to Jackson's third TD and second in a span of 1:39.

New Mexico had the fourth-best rushing defense in the country this season, but after gaining just 11 yards in the first quarter, Jackson found plenty of holes and scoring chances.

Oregon State scored on its first two possessions, with Jackson catching a 34-yard screen pass from Anderson on third-and-19 and Kirk Ylioniemi booting a 21-yard field goal.

New Mexico kept the Beavers' touchdown drive going with an unsportsmanlike conduct penalty for celebrating too

long and too loudly after stopping Jackson for a 2-yard loss on third down at the OSU 40. The Lobos then sacked Anderson for a 10-yard loss, but the Lobos were offside on the play.

Both teams entertained the Christmas Eve crowd of 25,437 with first-half trick plays that produced a touchdown for the Beavers and set up New Mexico's first score.

The Beavers scored on the final play of the first quarter on a 42-yard flea flicker. Anderson handed off to Jackson, who tossed it back to the quarterback for a pass to Mike Hass, who had beaten cornerback Brandon Payne.

New Mexico used a pass from wide receiver Michael Bruner to backup quarterback McKamey to set up the Kelly-to-Baskett score.

STATISTICS

	UNM	OSU
First Downs	7	29
Rushing	34-6	35-154
Passing Yards	121	386
Passing	10-23-1	27-42-1
Total Offense	57-127	77-540
Fumbles-Lost	1-1	1-1
Penalties-Yards	13-103	10-94
Interceptions-Yards	1-20	1-0
Punts-Average	10-39.1	3-37.3
Punt Returns-Yards	1-0	5-16
Kickoff Returns-Yards	8-175	3-65
Possession Time	30:19	29:41
Third Down Conversions	2-14	7-14
Sacks	1-3	6-48

SCORING BY QUARTERS

Oregon State	17	14	10	14	55
New Mexico	7	0	0	7	14

SCORING SUMMARY

1st - (9:59) - OSU - Jackson 34 pass from Anderson (Ylioniemi kick)
1st - (6:38) - OSU - Ylioniemi 21 FG
1st - (4:59) - UNM - Baskett 27 pass from Kelly (Zunker kick)
1st - (0:00) - OSU - Hass 42 pass from Anderson (Ylioniemi kick)
2nd - (8:40) - OSU - Jackson 3 run (Ylioniemi kick)
2nd - (7:01) - OSU - Jackson 11 run (Ylioniemi kick)
3rd - (12:57) - OSU - Jackson 6 run (Ylioniemi kick)
3rd - (2:41) - OSU - Ylioniemi 31 FG
4th - (12:06) - OSU - Jackson 1 run (Ylioniemi kick)
4th - (9:22) - UNM - Counter 17 pass from McKamey (Zunker kick)
4th - (4:40) - OSU - Whiten 19 pass from Rothenfluh (Ylioniemi kick)

INDIVIDUAL STATISTICS

Rushing: A. Byrd 2-13, Moore 10-12, McKamey 5-7, Brody 1-3, Cox 4-(-1), Thomas 2-(-1), Kelly 10-(-27).
Passing: Kelly 4-12-0, 32, 1 TD, McKamey 4-9-1, 25, 1 TD, Bruner 1-1-0, 18, Baskett 1-1-0, 46.
Receiving: Counter 2-63, 1 TD, Augustyniak 2-11, Thomas 2-3, Baskett 1-27, 1 TD, McKamey 1-18, Cresap 1-3, Moore 1-(-4).
Punting: Gaus 10-39.1. **Punt Returns:** Counter 1-0. **Kickoff Returns:** Counter 1-19, Fulbright 2-39, Walton 1-17, Ratcliff 4-100.

Weather: Overcast, 58 degrees
Attendance: 25,437

2004 EMERALD BOWL Dec. 30, 2004 -- San Francisco Navy 34, New Mexico 19

Aaron Polanco ran for three touchdowns and passed for another, and Navy capped the academy's best season in 99 years with a 34-19 win over New Mexico in the Emerald Bowl.

Polanco scored on runs of 14, 1 and 27 yards and completed a 61-yard touchdown pass to Corey Dryden, the longest of the season by Polanco and the first career score by Dryden. The Midshipmen's defense was impressive, too, despite the rain-soaked field at SBC Park.

The unit forced two first-half turnovers that led to TDs and staged a goal-line stand late in the third quarter. Then Navy kept the ball for the next 14 minutes, 26 seconds, and held New Mexico to only seven plays in the fourth quarter.

The Midshipmen (10-2) tied for the most wins in school history, last accomplished when Navy went 10-1-1 in 1905. It



Bowl History

was a fitting end for the Mids, some of whom will head off to war in the coming year. Only two months ago, Navy's players dealt with the death of former teammate JP Blecksmith in a military operation in Fallujah, Iraq.

Polanco finished the season with 16 rushing touchdowns, a record by a quarterback this year. Temple's Walter Washington ran for 15. Polanco gained a Navy bowl record 133 yards on the ground for his fourth 100-yard rushing game and threw for 101 yards. He even caught a 17-yard pass from Frank Divis to set up his second TD - and his two receptions were the most by any Navy player.

New Mexico quarterback Kole McKamey had nearly as big a day after the Lobos (7-5) lost star tailback DonTrell Moore to a torn left ACL late in the first quarter.

McKamey threw for 207 yards and also rushed for 138, the first Lobos player to accomplish the feat since Graham Leigh in 1997. But McKamey threw two interceptions.

Moore, who has rushed for more than 1,000 yards in each of the past three seasons and came in averaging 108.3 yards per game, was carted off the field after catching a shovel pass and taking a hard hit from cornerback Vaughn Kelley that caused Moore to fumble with 3:52 left in the first quarter.

Linebacker Lane Jackson pounced on the ball for his first fumble recovery this year, and Polanco scored five plays later. Jackson also made an interception as time expired in the first half.

Navy built a 21-7 lead eight seconds into the second quarter on Polanco's 61-yard touchdown pass to Dryden.

The Lobos couldn't stop Navy's impressive triple-option offense. The Midshipmen snapped New Mexico's five-game winning streak and kept the Lobos from their first bowl victory in 43 years.

New Mexico lost in the Las Vegas Bowl the past two years and hasn't won a postseason game since beating Western Michigan 28-12 in the 1961 Aviation Bowl. The Lobos had won 11 straight games when they scored first.

STATISTICS

	UNM	Navy
First Downs	23	22
Rushing	42-212	58-269
Passing Yards	207	124
Passing	15-24-2	5-8-0
Total Offense	66-419	66-393
Fumbles-Lost	1-1	1-0
Penalties-Yards	9-85	6-53
Interceptions-Yards	0-0	2-0
Punts-Average	1-27	2-39.0
Punt Returns-Yards	1-2	0-0
Kickoff Returns-Yards	7-18.1	2-5.5
Possession Time	27:39	32:21
Third Down Conversions	8-11	8-14
Sacks	0-0	1-5

SCORING BY QUARTERS

New Mexico	7	12	0	0	19
Navy	14	10	7	3	34

SCORING SUMMARY

1st - (7:31) - UNM - Hall 17 pass from McKamey (Zunker kick)
 1st - (5:01) - Navy - Polanco 14 run (Blumenfeld kick)
 1st - (2:01) - Navy - Polanco 1 run (Blumenfeld kick)
 2nd - (14:52) - Navy - Dryden 61 pass from Polanco (Blumenfeld kick)
 2nd - (13:13) - UNM - Ferguson 4 run (Zunker kick)
 2nd - (9:19) - Navy - Blumenfeld 27 FG
 2nd - (3:36) - UNM - McKamey 3 run (Zunker kick)
 3rd - (7:01) - Navy - Polanco 27 run (Blumenfeld kick)
 4th - (2:15) - Navy - Blumenfeld 22 FG

INDIVIDUAL STATISTICS

Rushing: McKamey 19-138, 1 TD, Cox 11-32, Ferguson 4-19, 1 TD, Brody 3-15, Moore 5-8.
Passing: McKamey 15-24-2, 207, 1 TD.
Receiving: Baskett 5-115, Moore 3-21, Hall 2-23, 1 TD, Augustyniak 2-18, Brown 1-11, Ferguson 1-11, Ramirez 1-8.
Punting: Gaus 1-27. **Punt Returns:** Payne 1-2. **Kickoff Returns:** Walton 3-88, Smith 4-39.

Weather: Overcast/Rain, 56 degrees
 Attendance: 30,563

2006 NEW MEXICO BOWL Dec. 23, 2006 -- Albuquerque San Jose State 20, New Mexico 12

San Jose State linebacker Matt Castelo saw New Mexico halfback Rodney Ferguson hit the hole near the goal line and prepared for a collision.

"I saw the running back get the ball and it was like in slow motion," Castelo said. "I got down low and I think he tried jumping over me. Tried to put the ball out for a touchdown." Ferguson never made it to the end zone.

Castelo hit Ferguson and his helmet knocked the ball out and right into fellow linebacker Damaja Jones' hands. In a season where San Jose State's defense carried the Spartans to their first bowl game in 16 years, Castelo and Jones teamed up for what may have been the biggest stop of the year.

Adam Tafalis threw three touchdown passes and San Jose State beat New Mexico 20-12 on Saturday in the inaugural New Mexico Bowl, extending the Lobos' postseason drought to 45 years.

One big pass play by Tafalis and that costly fumble by Ferguson — both in the first half — set the tone for the Spartans' first bowl win outside of California.

Jones returned Ferguson's fumble 57 yards to the New Mexico 37. Although the Spartans didn't score on that drive, they had the momentum for good.

"I saw Matt set him (Ferguson) up," Jones said. "He tried to jump over Matt and Matt put his helmet right on the ball. I was trying to get over the top and the ball fell right in my hands."

For the Spartans (9-4), the win provided a final highlight in a season in which they won more games than they had in the three previous seasons.

Tafalis, who was 11-of-18 for 209 yards, threw scoring passes of 36 and 24 yards to James Jones and 76 yards to John Broussard. The pass to Broussard on the first play of the second quarter — in which New Mexico's defense totally blew the coverage — got the Spartans' offense rolling.

New Mexico's only touchdown came with 15 seconds left in the game on a 15-yard pass from Chris Nelson to Marcus Smith. The rest of the Lobos' scoring consisted of a 40-yard field goal by Kenny Byrd with 1:11 left in the second quarter and a safety when San Jose State punter Waylon Prather stepped out of the end zone with 1:08 left.

Byrd's field goal was his 25th straight from 40 yards or closer and the first made field goal by New Mexico in 10 bowl appearances.

San Jose State struck first after the teams combined for seven punts in the first quarter.

Tafalis found Broussard 20 yards behind the nearest Lobo. Broussard caught the pass at the 35 and easily scored.

New Mexico came right back with a drive that started with DeAndre Wright's kickoff return to the San Jose State 40. Eight plays later the Lobos had a first-and-goal at the 1. The Spartans' defense toughened and on third-and-goal from the 2, Ferguson fumbled.

The Spartans made it 13-0 on Tafalis' 36-yard pass to James Jones with 3:59 left in the first half. James Jones caught the ball near the sideline at the New Mexico 16 and slipped out of the grasp of Wright. Matt Strubeck missed the extra point.

The Lobos' offense had 377 total yards but was stagnant most of the day. Neither freshman quarterback Donovan Porterie, who started, nor Nelson, who played in the second half, could sustain drives. What plays did work often were erased by holding penalties and three second-half fumbles, including one by wide receiver Travis Brown at the San Jose State 1 with just over 3 minutes left.

Ferguson, who led the Mountain West Conference in rushing this season, had 102 yards on 22 carries.

James Jones and Broussard each had 106 yards receiving, Jones with six catches and Broussard with four.

STATISTICS

	UNM	SJSU
First Downs	20	8
Rushing	31-146	28-87
Passing Yards	249	209
Passing	24-45-0	11-18-0
Total Offense	76-377	46-280
Fumbles-Lost	6-4	0-0
Penalties-Yards	5-44	7-50
Interceptions-Yards	0-0	0-0
Punts-Average	7-33.4	8-44.6
Punt Returns-Avg.	5-10.4	1-6.0
Kickoff Returns-Avg.	3-35.3	0-0
Possession Time	34:53	25:07
Third Down Conversions	5-17	1-11
Sacks	1-8	1-7

SCORING BY QUARTERS

New Mexico	0	3	0	9	12
San Jose State	0	13	7	0	20

SCORING SUMMARY

2nd - (14:51) - SJSU - Broussard 76 pass from Tafalis (Strubeck kick)
 2nd - (3:59) - SJSU - Jones 36 pass from Tafalis (kick failed)
 2nd - (1:11) - UNM - Byrd 40 FG
 3rd - (4:33) - SJSU - Jones 24 pass from Tafalis (Strubeck kick)
 4th - (1:08) - UNM - team safety
 4th - (0:15) - UNM - Smith 15 pass from Nelson (Byrd kick)

INDIVIDUAL STATISTICS

Rushing: Ferguson 22-102, Baker 2-18, Bauman 2-17, Quillen 1-1, Nelson 2-0, Brown 1-(-3), Porterie 1-(-7).
Passing: Nelson 17-26-0, 188, 1 TD, Porterie 7-17-0, 61, Ferguson 0-1, Clark 0-1.
Receiving: Ferguson 8-78, Brown 7-83, Smith 6-72, 1 TD, Bauman 2-15, Wilson 1-1.
Punting: Scott 7-33.4. **Punt Returns:** Wilson 4-52, Ligon 1-0.
Kickoff Returns: Wright 2-89, Smith 1-17.

Weather: Sunny, 39 degrees
 Attendance: 34,111

2007 NEW MEXICO BOWL Dec. 22, 2007 -- Albuquerque New Mexico 23, Nevada 0

For coach Rocky Long, it was just the next game, another brick to continue building his program. For delighted New Mexico fans, it marked the end of a 46-year skid.

Paul Baker ran for 167 yards in his first start, and Donovan Porterie threw for career-high 354 yards and two touchdowns to help New Mexico beat Nevada 23-0 in the New Mexico Bowl. The Lobos (9-4) ended a 46-year span without a post-season victory and gave Long, the team's 10th-year coach, his first bowl win in five tries.

"It gets it off our back. We don't have to listen to it anymore," Long said. "But this program was good before we won today."

John Sullivan made field goals from 53, 39 and 37 yards, but give credit to New Mexico's defense, which delivered just the second shutout loss for Nevada under Hall of Fame coach Chris Ault.

The Wolf Pack (6-7) hadn't gone scoreless since losing 10-0 to Weber State on Sept. 27, 1980, a span of 329 games -- the longest current streak in college football and the second longest in history. It's the first time Nevada was shut out since moving to Division I-A in 1992.

"It's certainly a compliment to their defense," Ault said. "They played a great game. At the other end of the spectrum, we played as poorly on offense as we've played in a long time."

It was New Mexico's first bowl victory since beating Western Michigan 28-12 in the 1961 Aviation Bowl at Dayton, Ohio. The Lobos also notched a nine-win season for just the fourth time in school history.

"I'm very proud of our team," Long said. "I thought they were as focused as they've been all year long for any game."



Bowl History

New Mexico's defenders pestered redshirt freshman quarterback Colin Kaepernick all afternoon and made Nevada's "Pistol" offense look more like a pop-gun. The Wolf Pack averaged 36.2 points and 488.9 yards during the season. Nevada had logged 23 scoring plays that covered at least 25 yards -- second only to Oklahoma's 25 big-play TDs.

This time, Nevada had 210 total yards, with only 73 yards rushing. On a chilly day, with the temperature at kickoff 34 degrees, Kaepernick finished 13-of-31 for 137 yards. He had 10 carries for 40 yards rushing.

"Everybody was locked in," linebacker Brett Madsen said. "They have a really explosive offense. The quarterback can really run. We knew we had to contain the quarterback, and he didn't do much with his legs."

Madsen, despite not starting, was selected the defensive player of the game after recording two sacks, two tackles for lost yardage and four total tackles. But he agreed the award could have gone to any New Mexico defender.

Baker made the most of his chance. He moved into the starting lineup this week when Rodney Ferguson, New Mexico's leading rusher over the past two seasons, was ruled academically ineligible.

"My team believed in me and that was enough," Baker said. "I knew I could get it done."

The Wolf Pack blocked two field goals, Sullivan missed another 43-yard try and the Lobos failed to score after having first-and-goal at the 4 late in the third quarter. But Nevada just couldn't take advantage.

"We didn't do a good job with any consistency on the run game or the pass game," Ault said. "Colin Kaepernick didn't have a chance to get into type of rhythm. We just shot ourselves in the foot."

Despite the cool weather, Porterie had no trouble warming up. He threw a short slant pass on the third play from scrimmage to Marcus Smith, who raced to the end zone for a 66-yard scoring play. Later in the period, Brown got behind the Nevada defense and Porterie found him on a 39-yard TD pass.

STATISTICS

	UNM	Nevada
First Downs	26	12
Rushing	40-194	30-73
Passing Yards	354	137
Passing	20-37-1	13-31-0
Total Offense	77-548	61-210
Fumbles-Lost	3-1	1-1
Penalties-Yards	4-35	8-59
Interceptions-Yards	0-0	1-3
Punts-Average	2-40.5	11-42.1
Punt Returns-Avg.	6-9.0	0-0
Kickoff Returns-Avg.	1-26.0	6-16.8
Possession Time	31:36	28:24
Third Down Conversions	3-12	3-14
Sacks	3-16	2-17

SCORING BY QUARTERS

Nevada	0	0	0	0	0
New Mexico	14	6	0	3	23

SCORING SUMMARY

1st - (13:38) - UNM - Smith 66 pass from Porterie (Sullivan kick)
 1st - (2:22) - UNM - Brown 39 pass from Porterie (Sullivan kick)
 2nd - (6:07) - UNM - Sullivan 53 FG
 2nd - (2:48) - UNM - Sullivan 45 FG
 4th - (4:18) - UNM - Sullivan 37 FG

INDIVIDUAL STATISTICS

Rushing: Baker 22-167, Fussell 5-13, Clampitt 2-9, Porterie 6-7, Bruno 1-2, Quillen 2-2, Smith 1-0, Brown 1-(-6).
Passing: Porterie 20-36-1, 354, 2 TDs; Fussell 0-1.
Receiving: Brown 7-120, 1 TD, Smith 5-86, 1 TD, Bruno 5-86, Baker 2-42, Mark 1-20.
Punting: Scott 2-40.5. **Punt Returns:** Swift 5-44, Solomon 1-10.
Kickoff Returns: Smith 1-26.

Weather: Sunny, 34 degrees
 Attendance: 30,223

2015 GILDAN NEW MEXICO BOWL Dec. 19, 2015 -- Albuquerque Arizona 45, New Mexico 37

It was nearly one of the greatest comebacks in school history. Nearly. In the end, the Lobos whittled an 18-point second half deficit down to five, and then with a chance to go for the tie threw an interception as the Arizona Wildcats defeated New Mexico 45-37 in a highly entertaining 10th Annual Gildan New Mexico Bowl in front of a crowd of 30,289.

Both teams combined for 1,025 yards of offense, with UNM gaining 333 on the ground and 189 in the air. Arizona was about the opposite with 174 on the ground and 329 via the air. Things looked bleak when Lamar Jordan threw an interception on a play starting at his own 1-yard line that led to a short touchdown run and a 42-24 Wildcat lead with 7:35 left in the third quarter. Jordan, who played well with 135 yards rushing and a 110 yards passing, got UNM back in it with his third rushing touchdown to make it 42-31.

Jason Sanders then hit a perfect surprise onside kick that Donnie Duncan recovered for New Mexico. Jordan got hurt on the drive, leaving the game for good, and Austin Apodaca came in and scored his first career rushing touchdown on an option keeper to make it 42-37. The Lobos went for two and missed the conversion.

UNM got the break it needed on a missed field goal, but UNM turned the ball over on downs. On second-and-3 at the Wildcat 18, DaVonte' Neal broke up a pass intended for Carlos Wiggins, and then Chris Davis fumbled an option pitch for a loss of seven yards. On fourth-and-13 in no-man's land, UNM went for it but Apodaca was sacked. That led to a field goal and a 45-37 lead for Arizona, with one last chance for UNM.

Taking over at the 26 with 1:29 and no timeouts, UNM picked up two first downs to get to the Arizona 36, but there was just 35 seconds left. Looking for a big hitter, Apodaca was pressured and his pass missed Dameon Gamblin and fell into the waiting arms of Cam Denson for a game ending interception.

UNM opened the scoring with a 37-yard Zack Rogers field goal, but Arizona used a couple of long passes to go up 14-3. Jordan had his first rushing touchdown of the day to cut into that lead, but Arizona answered on an Anu Solomon run.

UNM scored an unlikely touchdown on a 92-yard pass from Jordan to Delane Hart-Johnson, the second-longest in UNM history and the fourth-longest in bowl history. Hart-Johnson outraced his brother Will Parks to the pylon for the score.

However, Arizona scored just before, and just after half-time to boost the lead to 18, setting the stage for UNM's near-comeback.

STATISTICS

	Arizona	UNM
First Downs	19	25
Rushing	32-174	69-319
Passing Yards	329	189
Passing	13-24-1	10-22-3
Total Offense	56-503	91-508
Fumbles-Lost	2-1	2-0
Penalties-Yards	4-30	8-103
Interceptions-Yards	3-23	1-43
Punts-Average	3-53.3	4-43.5
Punt Returns-Avg.	0-0.0	1-3.0
Kickoff Returns-Avg.	2-36.0	5-23.2
Possession Time	19:38	40:22
Third Down Conversions	2-9	11-19
Sacks	2012	104

SCORING BY QUARTERS

Arizona	7	21	14	3	45
New Mexico	3	14	14	6	37

SCORING SUMMARY

1st - (9:52) - UNM - Rogers 37 FG
 1st - (7:26) - AZ - C. Jones 78 pass from Solomon (Skowron kick)
 2nd - (14:51) - AZ - Baker 27 run (Skowron kick)
 2nd - (8:50) - UNM - Jordan 31 run (Rogers kick)
 2nd - (3:27) - AZ - Solomon 14 run (Skowron kick)
 2nd - (2:19) - UNM - Hart-Johnson 92 pass from Jordan (Rogers kick)
 2nd - (0:30) - AZ - Richards 1 pass from Solomon (Skowron kick)
 3rd - (13:56) - AZ - Baker 32 run (Skowron kick)
 3rd - (9:17) - UNM - Jordan 11 run (Rogers kick)
 3rd - (7:35) - AZ - Baker 4 run (Skowron kick)
 3rd - (2:02) - NM - Jordan 3 run (Rogers kick)
 4th - (13:52) - NM - Apodaca 4 run (rush failed)
 4th - (1:32) - AZ - Skowron 37 FG

INDIVIDUAL STATISTICS

Rushing: L. Jordan 21-135, Gipson 15-84, Pressley 12-61, McQuarley 8-23, R. Jones 1-20, Chestnut 2-7, R. Jordan 1-3, Anaya 1-2, Rogers 1-0, Owens 3-(-2), Apodaca 3-(-4), Davis 1-(-10).
Passing: L. Jordan 3-9-2, 110, 1 TDs; Apodaca 7-12-1, 79.
Receiving: Gipson 3-27, Gamblin 2-27, Hart-Johnson 1-92, R. White 1-16, Bundy 1-13, Davis 1-12, Pressley 1-2.
Punting: Rogers 4-43.5. **Punt Returns:** Wiggins 1-3. **Kickoff Returns:** Wiggins 5-116.

Weather: Sunny, 38 degrees
 Attendance: 30,289

2016 GILDAN NEW MEXICO BOWL Dec. 17, 2016 -- Albuquerque New Mexico 23, UTSA 20

It was nearly one of the greatest comebacks in school history. Nearly. In the end, the Lobos whittled an 18-point second half deficit down to five, and then with a chance to go for the tie threw an interception as the Arizona Wildcats defeated New Mexico 45-37 in a highly entertaining 10th Annual Gildan New Mexico Bowl in front of a crowd of 30,289.

Both teams combined for 1,025 yards of offense, with UNM gaining 333 on the ground and 189 in the air. Arizona was about the opposite with 174 on the ground and 329 via the air. Things looked bleak when Lamar Jordan threw an interception on a play starting at his own 1-yard line that led to a short touchdown run and a 42-24 Wildcat lead with 7:35 left in the third quarter. Jordan, who played well with 135 yards rushing and a 110 yards passing, got UNM back in it with his third rushing touchdown to make it 42-31.

Jason Sanders then hit a perfect surprise onside kick that Donnie Duncan recovered for New Mexico. Jordan got hurt on the drive, leaving the game for good, and Austin Apodaca came in and scored his first career rushing touchdown on an option keeper to make it 42-37. The Lobos went for two and missed the conversion.

UNM got the break it needed on a missed field goal, but UNM turned the ball over on downs. On second-and-3 at the Wildcat 18, DaVonte' Neal broke up a pass intended for Carlos Wiggins, and then Chris Davis fumbled an option pitch for a loss of seven yards. On fourth-and-13 in no-man's land,



Bowl History

UNM went for it but Apodaca was sacked. That led to a field goal and a 45-37 lead for Arizona, with one last chance for UNM.

Taking over at the 26 with 1:29 and no timeouts, UNM picked up two first downs to get to the Arizona 36, but there was just 35 seconds left. Looking for a gain hitter, Apodaca was pressured and his pass missed Dameon Gamblin and fell into the waiting arms of Cam Denson for a game ending interception.

UNM opened the scoring with a 37-yard Zack Rogers field goal, but Arizona used a couple of long passes to go up 14-3. Jordan had his first rushing touchdown of the day to cut into that lead, but Arizona answered on an Anu Solomon run.

UNM scored an unlikely touchdown on a 92-yard pass from Jordan to Delane Hart-Johnson, the second-longest in UNM history and the fourth-longest in bowl history. Hart-Johnson outraced his brother Will Parks to the pylon for the score.

However, Arizona scored just before, and just after half-time to boost the lead to 18, setting the stage for UNM's near-comeback.

STATISTICS

	Arizona	UNM
First Downs	19	25
Rushing	32-174	69-319
Passing Yards	329	189
Passing	13-24-1	10-22-3
Total Offense	56-503	91-508
Fumbles-Lost	2-1	2-0
Penalties-Yards	4-30	8-103
Interceptions-Yards	3-23	1-43
Punts-Average	3-53.3	4-43.5
Punt Returns-Avg.	0-0.0	1-3.0
Kickoff Returns-Avg.	2-36.0	5-23.2
Possession Time	19:38	40:22
Third Down Conversions	2-9	11-19
Sacks	20-12	10-4

SCORING BY QUARTERS

New Mexico	3	3	0	14	20
UTSA	7	3	6	7	23

SCORING SUMMARY

1st - (8:41) - UTSA - Falcon 27 FG
 1st - (0:04) - NM - McQuarley 1 run (Sanders kick)
 2nd - (1:32) - UTSA - Falcon 28 FG
 2nd - (0:00) - NM - Sanders 52 FG
 3rd - (9:54) - NM - Gipson 10 run (kick blocked)
 4th - (9:43) - UTSA - Stevens 16 pass from Sturm (Falcon kick)
 4th - (2:22) - NM - McQuarley 1 run (Sanders kick)
 4th - (0:25) - UTSA - Taylor 4 pass from Sturm (Falcon kick)

INDIVIDUAL STATISTICS

Rushing: L. Jordan 13-81, McQuarley 17-68, Gipson 14-60, Owens 3-13, Woodhouse 1-3, Gamblin 1-(-2).
Passing: L. Jordan 3-4-0, 77, 0 TDs; Apodaca 0-0-0, 0.
Receiving: Gamblin 1-34, McQuarley 1-25, Gipson 1-18.
Punting: Bojorquez 3-39.0. **Punt Returns:** Davis 1-3. **Kickoff Returns:** None.

Weather: Windy, 42 degrees
 Attendance: 29,688



All-Time Lettermen

A

Abbott, Lyle	1910-11
Abendschan, Jack	1962-64
Abousleman, Michael	1932-34
Ackerson, Bruce	1946-47
Adams, Daniel	2011
Adams, Justus	2012-13
Adamson, Jean	1945
Adcock, Garrett	2012, 2014-16
Adewon, Tayo	2014-15
Adewon, Toye	2014
Adkins, Miles	1991, 1994
Agajanian, Ben	1940-41
Ahlgrim, Wesley	1934-36
Aho, Andrew	2010-13
Aho, George	2014
Aho, James	2008-11
Akins, Curtis	1972-73
Albrecht, Steve	1987
Albrechtsen, Bill	1980-81
Albright, Edward	1905-07
Alderete, Manny	1994-96
Aldrich, Ray	1903-04
Aldridge, Harold	1932-33
Alexander, Chad	2020-21
Alexander, Warren	1965-66
Allaway, Jeff	1979
Allen, Calvin	1992-95
Allen, Darian	2016
Allen, Denny	1980, 1982-83
Allen, Jay	1911-12
Allen, Kirk	1987
Allen, Omar	1934-35
Allen, Walter	1905-11
Allott, Donald	1912-13
Allred, Lou	1964-66
Alongi, John	1965-66
Alvarado, Vicente	1993-94
Amerson, Clyde	1943, 1947-48
Anaya, David	2012-15
Anderson, Donald	1952-54
Anderson, George	1973-74
Anderson, Jarrett	1992-93
Anderson, John	1964-65
Anderson, Roy	1945-47
Andrakowicz, Michael	1974-75, 1977
Anyai, Terel	2007-10
Apodaca, Austin	2015-16
Apodaca, Jeff	1983-85
Apodaca, Jerry	1954-56
Apodaca Jr., Jerry	1979-81
Aqua, Andrew	2012
Arbon, Keith	1986
Archer, Cliff	1969-71
Archer, Phil	1972-73
Archunde, Malcolm	1969
Arens, Waldo	1909-12
Arford, J.Q.	1944-45
Armbruster, Chester	1949-50
Armijo, Fernando	1940
Armijo, Louis	1911-13
Armijo, Mickey	1986-87
Armstrong, Geard	1924-28
Armstrong, Sean	1985
Arnett, Robert	1951-52
Arnett, Zach	2005-08
Arnold, Walt	1976-79
Arnott, Will	1913-15
Arredondo, Mike	2012-15
Arrigoni, Roland	1954
Arruti, Shawn	1991-93
Asenuga, Leke	2021
Ashbrook, Vern	1962
Ashley, Myron	1988
Ates, Kevin	1981-82

Attel, Louis	1940-41
Augustus, Clyde	1983
Augustyniak, Mike	2001-04
Austin, Billy	1994-97
Austin, Erin	2018-19
Austin, Tarean	2010
Auva'a, Todd	1989
Aven, Chance	2010
Avery, Kenneth	1954
Avery, Steve	1962-63, 1967-68
Avila, John	1983, 1986
Avila, Trini	1991
Aydelotte, Carl	1915-17, 1919-20
Azar, Greg	1979-81

B

Baca, Brian	1990-92
Baca, Cliff	1989-91
Baca, Frankie	2006-09
Bachechi, Carlo	1928
Baer, Daurice	1929-30
Bail, Mike	1973
Bailey, Roger	1951
Baker, Charles	1977-79
Baker, Cody	2015-18
Baker, DaQuan	2017-18
Baker, Joel	2000-01
Baker, Paul	2006-08
Balcomb, Kenneth	1912-15
Ball, Toby	2012-13
Bailleau, George	1955
Balogun, Kevin	2007-08
Balzer, Jake	1928-30
Banks, Andrew	2009
Banks, Jeremy	1995-96
Bankston, Bo	1958-60
Banner, Geoff	1984
Barber, Bob	1972
Barbere, Mike	1969-70
Barefoot, John	1955-57
Barger, Floyd	1951
Barger, Jack	1951-52
Barlow, Leonard	1937-38
Barnard, Bart	1994-97
Barnard, Matt	2008
Barnes, Don	1975-77
Barnes, Syd	1940
Barnett, Mike	1998-00
Barnwell, Jr., Stanley	2016-18
Barr, Martize	2011
Barret, Aaron	2003
Barrows, F.J.	1942
Barry, Willie	1988, 1990-92
Bartley, O.J.	2021
Barton, W. B.	1943
Baskett III, Hank	2002-05
Bassett, Charles	1938-39
Bassett, Charles C.	1938
Bassett, Ralph	1936-37
Bassetto, Bill	1972-74
Bateman, Howard	1912
Battle, Duane	1966
Bauer, Steve	1973
Bauman, Yimin	2006
Baugartner, Mike	1970
Baxter, Jarrod	1998-01
Baylor III, Ray	2016-17
Bayter, LeRoy	1946
Bazinet, Josh	2001-04
Beach, Edgar	1959-60
Beaird, Ronnie	1958-59
Bean, Ray	1903
Beard, David	1965
Beard, Walter	1941
Beard, Windell	1942

Beaton, Letayveon	2019-20
Beaty, Brian	2002
Beatty, Fred	1967-68
Bebber, Otto	1924-25
Beck, Wesley	2006-08
Becton, Jesse	1991-92
Beeson, Clement	1903-04
Beggs, Steve	1985-86
Behl, Joseph	1940-41
Beilman, Erik	2016-19
Beitler, Rick	1966-68
Bell, Bill	1983-86
Bell, Brice	1983-84
Bell, Byron	2008-10
Bell, Edgar	1972-75
Bell, James	1978-79, 1981
Bell, John	1987-90
Belle, Lester	1970
Beil, Randall	1984-86
Bennett, Ricky	2014-15
Bentley, Tom	1934
Berg, Bob	1973-75
Bernard, C. L.	1910
Bernard, Walter	1997-00
Bernitsky, Tony	1949-50
Bernston, R. K.	1945
Bertram, Ben	2020-21
Bertram, Mathias	2021
Bertram, Randy	1980
Berry, Coleman	1977-79
Berry, Destry	2011-12
Best, Chuck	1981-84
Bibbo, Joe	1983-86
Bickley, E. C.	1943
Billingsley, Buddy	1993, 1995
Bin-Balal, Zayn	2008, 2010
Biren, Chris	2009-12
Biren, Mark	1979-81
Black, Desmar	1999, 2001-02
Black, Don	1958-59
Black, Ed	1938-39
Black, Quincy	2004-06
Blake, Ed	1973
Blackwell, Aaron	2017-18
Blakemore, Stacey	1990
Blanchard, Paul	1970-71
Blea, Matt	1988
Block, Don	1974-76
Bloom, Jason	1995-98
Boatright, Jadon	2013-14, 16
Bobbs, John	1980-81
Boger, Edrick	2009
Bogle, Bob	1949
Bogren, Vincent	1939-41
Bojorquez, Corey	2016-17
Bolden, Nico	2018-20
Boldt, I.V.	1911-13
Boldt, Leslie	1917
Bollema, Dallas	2010-13
Boller, James	1967
Bonner, Vincent	1990
Bonwell, Jeremy	1997
Booker, Harold	1917, 1919-20
Bookert, David	1967-69
Boone, Bruce	1971-72
Boone, CJay	2021
Booth, Charles	1932
Boqua, Ed	1945
Borchers, Bill	1995-98
Borne, Gerron	2012
Borombozin, Vladimir	2000-01
Boteler, Virgil	1944, 1946-48
Bouyer, Bob	1961, 1965
Bowe, Jake	2005-08
Bowers, Brett	2013-14

Bowie, Wallace	1902
Bowyer, Ralph	1934-35
Bowyer, Robert	1960-61, 1964-65
Boyce, Rayshawna	2017
Boyd, Alfred	1931-33
Boyd, Adrian	2002-03
Boyd, Charles	1933-35
Boyd, Ryan	2007
Boyett, Theodore	1936
Boykin, Bolly	1926
Brack, Aaron	2002, 2005
Bradford, Carl	1964-66
Bradford, Herbert	1961
Bradford, Tom	1983-85
Bradley, James	1959-61
Bradshaw, Steve	1971-73
Bramer, Brad	1969-71
Branch, Brandon	2012-14
Branch, David	1980-83
Brandenburg, Bucky	1949-50
Brannin, Bill	1933-35
Brashear, William	1913
Bratcher, Charles	1965-67
Bratton, LaMar	2011-14
Brawley, Chris	2004-05
Braziel, Brian	1996-97
Brett, Dick	1950-51
Brewer, Glen	1925
Bridler, W. M.	1943
Briggs, Cade	2019-21
Briggs, Trajuan	2013-14
Bright, Michael	1960
Bright, Richard	1959-60
Briscoe, Brian	1980-82
Briscoe, James	1953, 1955
Briscoe, Kendall	2006-09
Briscoe, Robert	1932-34
Brittain, Billy	2003-06
Brock, Bryan	1946-47
Brock, Gene	1948-50
Brock, Harold	1950
Brody, Landrick	2001-04
Brooks, Billy	1941
Brooks, Jim	1980-81
Brooks, Jonathan	2006-08
Brorein, Carl	1914-16
Brown, Arthur	1921
Brown, Billy	1959-60
Brown, C. O.	1924-26
Brown, Charles	2004-05
Brown, Corey	2002-03
Brown, Fred	1929-30
Brown, Harold	1942
Brown, Howard	1991-92
Brown, Isaiah "I.B."	2013-16
Brown, Josh	1996-99
Brown, Kano	1989
Brown, Ken	1972-75
Brown, Larry	1995-96
Brown, Lester	1924
Brown, Robert	1979-80
Brown, Terence	2007-08
Brown, Tori	1985
Brown, Travis	2004-07
Bruckler, Trace	2021
Bruening, James	1952-53
Brumfield, Alton	1965
Brunker, Michael	2002-03
Bruno, Roland	2007-09
Brunson, Darien	2013
Bryan, Hugh	1905-06, 1909
Bryant, Dennis	1968
Bryant, Ken	1974
Bryson, Daryl	1977-79
Bucher, Scott	1984



All-Time Lettermen

Buchley, Howard.....1917	Carter, Wendell.....2014	Cooke, Robert.....1949	Davis, Larry.....2000
Buck, Mike.....1969-71	Carter, William.....1960	Cooksey, Dave.....1974-75	Davis, Marcellus.....1989, 1991-93
Buckley, Trey.....2007	Cartwright, Alvin.....1979	Coon, John.....1952-54	Davis, Ricky.....2000
Buckner, Jerry.....1968-70	Cartwright, Robert.....1922	Cooper, Devin.....1985-86, 1988	Davis, Rod.....2011-12
Buford, Chris.....1983-84	Casas, Joe.....1964-65, 1967	Copple, James.....1999-00	Day, George.....1934-36
Buford, Jack.....2021	Case, Stoney.....1991-94	Corn, Poe.....1930-31	Deakins, Warren.....1933-34
Bundy, Marquis.....2012-15	Cason, Colby.....1995-97	Cornish, Gilette.....1909	Dean, Robert.....1937
Burcher, George.....1950-53	Castellanos, Izrael.....2017	Coughlan, Dick.....1957-58	DeBesse, Cameron.....2012-13
Burgess, Kevin.....1985-86	Castetter, William.....1934	Coulter, Kyle.....2001-04	Decker, Paul.....1903
Burleson, Don.....1957-59	Caston, Rob.....1999-00	Counter, Dwight.....2000-03	Decker, Scott.....1979
Burns, J. B.....1944	Celestine, Art.....1991, 1993-95	Court, D. B.....1953-55	DeGryse, William.....1926-27, 1929
Burns, J. H.....1943	Ceschin, Jim.....1981-83	Coverley, Dan.....1993-94	DeGulis, Richard.....1967
Burns, Robert.....1953-54	Chambers, Korian.....2011-12	Coverley, Rod.....1993-94	Delahanty, Keith.....1988
Burns, Vince.....1983	Chancellor, Huey.....1979-82	Cox, Dakota.....2013-16	DeLayo, Leonard.....1941, 1948
Burrell, Jalin.....2017-18	Chaplin, William.....1954	Cox, D.D.....2003-04	Demarest, Jesse.....2004
Burrest, Damon.....1992-94	Chapman, Marion.....1974-77	Cox, John.....1953-55	Demman, John.....1956
Burrough, Jonathan.....1997-00	Chapman, Mike.....1986	Cox, Roger.....1950-52	Demory, William.....1960
Burse, Robert.....1956-58	Charles, Buster.....1930-31	Cozzens, L. C.....1941	Dennard, Ken.....1970
Bursum, Holm.....1928	Charlton, Clem.....1947-49	Craig, Rex.....1920	Dennard, Preston.....1974-77
Burton, Brandon.....2019	Chavez, A.T.....1934	Crampton, Jay.....1951-54	Dennard, William.....1933-35
Burton, Terrence.....1995-96	Chavez, Ben.....1990-92	Crandall, Bob.....1957-59	Dennis, Demond.....2009-10
Burwitz, Edward.....1964	Chavez, Bobby.....1962-63	Craven, Harry.....1925-27	Dennis, Dole.....1965
Bush, Brad.....1982-83	Chavez, Coley.....1994-95	Crawford, Bernard.....1903, 1905	Denson, Jeremy.....2000
Bush, Jim.....1962	Chavez, David.....1917	Creagan, Scott.....1988-89, 1991-92	DeSjarlais, Devin.....2014
Bush, Pete.....1970-72	Chavez, Gabe.....1974-75, 1977	Crebbs, Chester.....1915	DeVelviss, Ted.....1939
Butler, A.J.....2009-12	Chavez, Isaiah.....2021	Creecy, Carson.....1924-25	DeWolf, Ed.....1910-11
Butler, Charles.....1992-94	Cheek, W.J.....1944-45	Cresap, Zach.....2002-03	DeYoung, Donnie.....1982-85
Butler, Gary.....1982-83	Chess, James.....1917	Crespin, Ahraya.....2009	Dibbles, Larry.....1971-72
Butler, Jack.....1958-60	Chestnut, Daryl.....2015-17	Creswell, Lewis.....1953	Dickey, Brayden.....2018
Butler, Mike.....1982	Childress, Dante.....2000-01	Crews, Curtis.....1989-90	Dickson, Mike.....1976-79
Butler, Robert.....1945	Choi, Brian.....1999-00	Crist, Elmer.....1930	Diller, Rich.....1971-73
Butler, Tye.....2004	Christian, Noel.....1994-95	Crist, Robert.....1927-29	Dilworth, Mark.....1982
Byrd, Adrian.....2002-05	Chmura, Dyson.....2017	Crocco, Victor.....1941, 1946	Dinelli, Dante.....1934
Byrd, John.....1960	Ciepiela, Steve.....1974-75	Crockett, David.....2001-02	Dingwall, B. T.....1933-35
Byrd, Kenny.....2002, 2004-06	Clampitt, Brian.....2005-07	Cromartie, Jim.....1960-62	Dinkermann, Frans.....1997-99
Byrd, Markel.....2014-15	Clancy, Albert.....1905	Crompton, Jack.....1942	Dimore, Tyson.....2004-07
Byrd, Steve.....1963-64	Clark, Cary.....1980-81, 1983	Cropley, Stanley.....1934-35	Dixon, Peyton.....2021
C		Crosby, Al.....1985	Doar, Fred.....1944, 1946
Caamaro, Rudy.....2000-01	Clark, Devin.....2006-07	Crosby, Lee.....2015-16	DoBell, Bob.....1937-38
Cagle, Reese.....1929-31	Clark, Edwin.....1917	Cross, Joe.....1931-32	Dolzadelli, John.....1925-28
Calkins, F. M.....1911-14	Clark, Ian.....2006-09	Cross, Richard.....1983	Donohue, Dan.....1925
Calkins, Tom.....1920-22	Clark, Jim.....1942, 1946-47	Crowder, Alex.....1991-94	Donaldson, Kenya.....2014-16
Calland, W.B.....1944	Clark, Walter.....1935-37	Crum, Curtis.....1964	Donaldson, Terence.....1984-87
Cameron, Ray.....1975	Clausen, Chuck.....1960-62	Crum, Thomas.....1984, 1986	Donaldson, Tyler.....2006-07
Campbell, Glenn.....1951-52	Clayton, Chase.....2011-13	Cuba, Monte.....1989	Doran, Tony.....1996-97
Campbell, Matthew.....2006	Clayton, Justin.....2003-06	Cullen, Lou.....1945-47	Dorris, Paul.....1935-37
Campbell, Todd.....1979-80	Clayton, W. D.....1932-33	Cummings, Charles.....1959-61	Douglas, Danny.....1986
Camunez, Rudy.....1946-47	Clewis, Troy.....1985, 1987	Cunningham, Gordie.....1982	Douglas, Darren.....1985-87
Cannon, Mike.....2007-10	Cockrell, Jacob.....1998-99	Curran, Pat.....1970-71	Douglas, James.....1940
Cannon, John.....1902-03	Coen, Hearst.....1924-26	Curran, Tom.....1988	Drake, Kyler.....2021
Capatola, Pat.....1986	Coffey, James.....1977-79	D	
Cappon, Jim.....1979-80	Coffman, Derek.....1988-91	D'Avanzo, Nik.....2013-16	Drake, Richard.....1954-56
Caprioli, Jason.....2005-06	Coggeshall, Charles.....1939	Dame, Woody.....1964-65	Drennan, Q'.....2016-17, 19
Cardenas, Clayton.....2006	Coggins, John.....1950-51	Danahy, Tom.....1905	Driscoll, Myron.....1982-84
Carlisle, Hugh.....1910-11, 1913	Coit, Trent.....1991-94	Danahy, Tom.....1905	Drury, Mike.....1983
Carmignani, George.....1962	Colburn, Justin.....2000-03	Daley, Steve.....1988, 1990	Duff, John.....1987-88
Caro, Dante.....2010-13	Cole, Bobby.....2019-21	Dancel, Zach.....2011	Duffy, Francis.....1965
Carpenter, Don.....1984-86	Cole, Ken.....1962-63	Daniels, Maurice.....2015-16	Duke, Paul.....1960-61
Carpenter, George.....1969-70	Cole, Robin.....1973-76	Daniels, Mike.....1985	Dumas, Aaron.....2021
Carpenter, Maurice.....1963	Cole, Tom.....1983-86	Darame, Omar.....2020-21	Dunaway, Ed.....1972
Carr, Calvin.....1991-92	Coles, Rodney.....1983-84	Darling, John.....1985	Duncan, Donnie.....2011, 2013-15
Carr, Jake.....2009-12	Coleman, Travis.....1973	Darrow, Floyd.....1938	Duncan, Pat.....1985
Carrier, Kasey.....2009-10, 2012-13	Collier, Tony.....2019-21	Dasso, L.....1943-44	Duncan, Robert.....1972-73
Carroll, Bryson.....2017, 19-21	Collins, D. M.....1945	Daugherty, Duffy.....1987	Duncan, Tyler.....2013-15
Carroll, Chris.....1993-96	Collura, Guy.....1985, 1987-88	Daugherty, Zach.....2011	Dungan, Don.....1970-71
Carroor, Frank.....1917	Combs, Chris.....1976-79	Daugherty, Myles.....2010	Dunlap, Troy.....1994, 1996
Carson, Jason.....1996-99	Combs, Tavian.....2020-21	Dauphin, Ron.....1972-73	Dunnigan, Chester.....1920
Carson, Kimmie.....2014-17	Conyers, Jermaine.....2017-18	Davis, Ahmari.....2018-19	Dutton, John.....1922
Carter, Anthony.....2004-05	Cook, Austin.....2018-21	Davis, Ben.....2020-21	Dutton, Pete.....1924
Carter, Anthony.....2004-05	Cook, Buddy.....1954	Davis, Chili.....1995-96	Dwyer, Bill.....1937-38
Carter, Jimmie.....1980-83	Cook, Dave.....1972-74	Davis, Chris.....2014-17	Dyche, James.....1939-41
Carter, George.....2004-07	Cook, Erik.....2006-09	Davis, DeAndre.....2008-09	Dye, John.....1905
Carter, Mike A.....1978-79; 1981-82	Cook, Herbert.....1947-48	Davis, Eugene.....1989-90	Dyer, Tyson.....2018-20
Carter, Mike D.....1981-84	Cook, Jim.....1978-79, 1981	Davis, Gary.....2000-01	
Carter, Ravonne.....2010	Cook, Ryan.....2002-05	Davis, Larry.....1956-57	



All-Time Lettermen

E

Eastham, Mark	1982-83
Easter, Fred	1990-91
Eaton, Jack	1951, 1953-54
Ebia, Walter	1962
Echohawk, Owen	1936
Edling, Chris	2012-15
Edsall, Van	1949
Edwards, Bobby	1986-87
Edwards, SaQwan	2012-14
Edwards, Torry	1986-87
Eicker, Mark	1989-90
Eidenschink, Rick	1978-80
Elliott, Don	1979-82
Ellis, Keith	1975-78
Ellis, Reggie	2010-12
Elmore, Ken	1957
Emmonds, Eugene	1906
Emmons, Gasner	1906, 1909
Ena, Tali	2003-04
EnRico, Jared	2017-19
Enriquez, Jorge	2005
Enriquez, Nathan	2009
Epps, Corbin	1995
Epps, Martellus	2004-06
Epting, Rhashaun	2017-18
Erb, John	1915
Erick, Fred	1975
Erickson, Andrew	2020-21
Erickson, Austin	2021
Erickson, Bobby	1986
Erickson, Duane	1963-64
Ernst, Steve	1972-72
Eslinger, F. R.	1944
Esmiol, Morris	1967-68
Esquivel, Chuck	1979-80
Estrella, Chris	2017-19
Ethredge, Eugene	1987
Evans, David	1980-81
Evans, I.Q.	1931
Evans, Leslie	1936-37
Everett, Lamon	1988-90
Evins, Jack	1939

F

Faha, Frank	1932
Fahnert, Stephen	2001
Farrel, Jake	1999-2002
Farrell, Dillon	2010-13
Fashola, Fola	2002, 2004
Fatokun, Emmanuel	2011-12
Faw, Paul	1925
Feather, Adlai	1915-16
Feather, Landis	1915
Felder, Herbert	2005-08
Felicetti, Lawrence	1941-42, 1947
Fellis, Pete	1936-37
Fennell, Oscar	1970-71
Fenwick, Tyler	1998-99
Ferguson, Bobby	1981-82
Ferguson, Maxwell	1922
Ferguson, Rick	1969
Ferguson, Rodney	2004, 2006-08
Fernandez, Cruz	1934
Fernandez, Joey	1991-92
Ferry, Ken	1975
Fields, Chris	1972
Fields, Sharay	1978-80
Fiola, Joe	1999-01
Fiorino, Vince	1946-48
Fish, Jack	1928-29
Fisher, Reginald	1926
Fitzgerald, Dan	1971
Fitzsimmons, Dick	1961-62

Fitzwater, Terry	1967
Flack, Jordan	2017-18
Flakes, Curtis	2001-04
Flores, Joah	2021
Flores, Richard	1979
Flowers, Nahje	2017-19
Fobbs, Charleston	1986-88
Foley, Tim	2011-13
Folk, David	1988-91
Fonua, Tevita	2016
Fontes, A. W.	1943
Foraker, Creighton	1917, 1919
Foran, Nick	1942-43, 1947
Forrest, Bob	1975-76
Forrest, Bubba	2008-11
Forrest, Mike	1976-79
Foster, Alfred	1942
Foster, Carl	1977-78, 1981
Foster, Mennie	1929-30
Foster, Melvin	2004
Foster, Ted	1956
Foulkas, George	1965
Fountain, Blaise	2016-17
Fowler, R. J.	1967-68
Fox, Jamie	1978-79
Franczyk, Phil	1969-70
Fredenber, Herman	1969-70
Frederick, Andy	1974-76
Fredericks, Roscoe	1933-34
Friberg, George	1958-60
Fritz, Sam	1937-38
Frogge, Stanley	1941-43
Frost, Greg	1968
Fulbright, Gabriel	2002-05
Fuller, Steve	1969-71
Fullerton, Howard	1916
Fulmar, James	1967
Funck, Buddy	1982-84
Fussell, Josh	2007-10

G

Gabriel, Robin	1980-81
Gaines, Bob	1969-71
Gale, Joseph	1956-57
Gallagher, Pat	1969-71
Gallegos, Dean	1993-95
Gallegos, Patrick	1970
Gallegos, Paul	1931
Galles, Herbert	1932
Galles, Herbert Sr.	1906
Gamblin, Dameon	2013-16
Gansallo, Ben	2019-21
Garber, John	1957-59
Garcia, E.	1943-44
Garday, Adam	2004-05
Gardner, Barney	1937
Gardner, Peter	2009-10
Gares, Wayne	1955-57
Garrett, Edwin	1998, 2000-01
Garrison, Andrew	1991
Garrison, Barrett	1995-98
Garrison, Barry	1984-87
Garrison, Eric	2007
Garza, Pat	1983
Gasaway, Joe	1935-36
Gass, Gordon	1913-14
Gassoway, Donny	1984-86
Gatewood, Gerald	1947-48
Gaus, Tyler	2002-05
Gautsche, Cole	2012-14, 16
Gawronski, Daniel	2002-03
Genal, Connor	2020
Gener, John	1973-74
Gentry, Carl	1948

Gentry, Don	1954
Gentry, George	1919
Gentry, Sam	2015-16
Gentry, Wilber	1939-40
Gerhardt, Herbert	1924
Gerhardt, Scott	1998-01
Gerhart, Coltin	2017-18
Gerpheide, Ben	1919-20
Gerpheide, Louis	1920
Geter, B. E.	1943, 1946-47
Ghent, Chuck	1980-81
Ghormley, Chad	1991
Ghoston, Abe	1993-94
Gibson, Tom	1937-39
Giddens, Frank	1977-80
Gill, Ed	1978-79
Gill, George	1957-58
Gillaspy, A. P.	1944
Gillespie, William	1968
Gipson, Teriyon	2013-16
Girgle, Jacob	2016-17
Giroue, Rick	1977
Givens, Aaron	1987-90
Givens, Karlin	2009-10
Gladding, R. D.	1910-11
Glass, Larry	1960
Glavey, Tom	1935
Glassman, Mason	1925-28
Gleason, Andy	1993-96
Glovetski, Ronald	1956
Godfrey, Stump	2010
Golden, Terrell	2000-03
Goldstein, Matt	2002
Gomes, Joe	1984-85
Gongbay, Crusoe	2011-14
Gonzales, Danny	1996-98
Gonzales, Gilbert	1985
Gonzales, Jake	1975-77
Gonzales, Santiago	1906
Good, Dennis	1966
Good, Mike	1988-91
Goode, Pete	1927-30
Goodloe, Marcus	1989-92
Goodson, Chester	1972-74
Gordon, Lennox	1995-98
Gorman, Frank	1969-70
Gorman, William	1909
Gosnell, Wayne	1956-58
Grady, Scott	1976
Grammel, Charlie	2016-18
Gray, Anthony	1957-58
Gray, Micah	2018-19
Gregory, Brandon	2001-02
Green, Dave	1975-76
Green, Lawrence	1997, 1999
Green, Steve	1991-92
Green, Ted	1972-74
Green, Travis	2015
Greenfield, Cora	1914
Greenleaf, Frank	1919-22
Greenwood, Al	1981-82
Greer, Bo	2005-06
Greer, Jacori	2010-13
Grenko, John	1924-25
Griffin, Chris	1992-95
Griffin IV, Jay	2017-19
Grossman, Herbert	1951-52
Grueter, Kenneth	1921-22, 1924
Gruner, Brad	2008-10
Guerrette, Ray	1952-54
Gullick, Frank	1958-60
Gurule, Jayson	2013
Gustovich, George	1939-41
Guthrie, David	2013-15

Gutierrez, Isaak	2020-21
------------------	---------

H

Hackett, Hubert	1946
Haemker, David	1995
Haile, Jack	1938-39
Haines, Bob	1974-75
Hakes, Glen	1955-57
Hall, David	2001-02
Hall, Earnest	1909
Hall, Harold	1949-50
Hall, Juamar	2004-05
Hall, Justin	1990-93
Hall, Klint	1990-93
Hall, Lamont	1987-89
Hall, Logan	2004-05
Hall, Lowell	1989-90
Hall, Preston	1974-75
Hall, Richard	1973
Hall, Ron	1974
Hall, Shane	1985-87
Hall, Tom	1936-38
Hall, Trae	2019-21
Ham, Nathan	1980-81
Hamilton, James	1909-11
Hamilton, Ron	2001
Hammond, Dale	1945
Hammond, Lynn	1922
Hammond, Robert	1964-65
Hampton, Lon	2017-18
Hampton, Orvey	1962-64
Hancock, Howard	1962-63
Hankins, Corby	1992-93
Hankins, Spencer	1941, 1946
Hannah, Reco	2019-20
Hannett, George	1936-37
Hanson, Javier	2000-01
Hanson, R.B.	1943-44
Harbin, Bill	1966
Hardaway, Tray	2008-09
Hardin, Jack	1956
Harley, Paul	1941
Harper, Rantie	1997-00
Harrington, Ed	1922
Harris, Aleem	2005-06
Harris, Chrisone	2001-04
Harris, Darius	1988
Harris, David	1966-68
Harris, Emmanuel	2016, 18
Harris, Joe	1962-64
Harris, Joseph	2010-12
Harris, Justin	2019, 21
Harris, Mose	1917
Harris, Phillip	1954-56
Harrison, Charles	1965
Harrison, Phillip	2006-07
Hart, Alex	2015-17, 19
Hart, John	1946-48
Hart, Kenneth	1947-49
Hart-Johnson, Delane	2015, 17-18
Hartshorne, Joe	1969-71
Harvetin, H.J.	1943
Hash, W.J.	1943
Hatten, Sylvester	2007-08
Haury, Richard	1973-75
Hawbaker, John	1972-73
Hayes, Bill	1961
Hayes, Marcus	2018
Haynes, Art	2003-04
Haynes, Jim	1974-77
Haynes, Joe	1997
Hays, Guyton	1932-34
Heald, Clarence	1903, 1906
Heald, Kenneth	1903, 1905-06

Heard, George.....	1960-62	Hood, David.....	1979-80
Hearn, Ben.....	1945	Hooks, Anthony.....	2008-11
Hearn, Jacobi.....	2019	Hopkinds, Edmund.....	1922
Heber, Brett.....	1986-89	Horgan, Edward.....	1922
Heber, Todd.....	1990-92	Horton, Dylan.....	2018-19
Heckroth, Lou.....	1971	Horn, Jeff.....	1980
Hedrick, Howard.....	1940	Hornfeck, Ray.....	1981-84
Hegge, Ron.....	1977-78	Hott, Beau.....	2016-18
Heidrick, Jeff.....	1983	Houghtaling, Jeff.....	1994-96
Hein, E.L.....	1944-45	Houston, Chris.....	1987-88
Helton, Clinton.....	1961-62	Howard, Scott.....	1985-88
Hembree, Nate.....	2001-02	Howden, William.....	1929-30
Hemphill, Tommy.....	1995-97, 1999	Howes, Jeff.....	1985, 1987-88
Henderson, Mike.....	1987-90	Hracek, Alan.....	1967
Henderson, Reno.....	2014-16	Hubbard, Don.....	1972-73
Henderson, Roy.....	1929	Hubbell, James.....	1938-39
Hendrick, Doug.....	1964-66	Hudspeth, Max.....	1974, 1976-78
Hendricks, Ace.....	1966-68	Hughes, Garrett.....	2015-17
Hendricks, Howard.....	1940	Hughes, George.....	1946-47
Hendricks, Nelson.....	1931	Hughes, Herbie.....	1949-50, 1955
Henington, Rex.....	1965, 1967	Hugine, J.J.....	2010
Henington, Scott.....	1961-63	Humphreys, Bryan.....	2002-04
Henley, Jack.....	1937-39	Hunt, Antonio.....	2020-21
Henry, Daniel.....	2014-16	Hunt, Ronnie.....	1982-83
Henry, Fred.....	1970-72	Hunter, Chawn.....	1984
Henry, Mickey.....	1965	Hunter, Dion.....	2021
Hensley, Jim.....	1976, 1978	Hunter, D.....	1911-12
Henson, Brent.....	1981, 1983-85	Hunter, Mark.....	2011-12
Henson, Wes.....	1982-84	Hunter, Weldon.....	1951-52
Hentrup, Garrett.....	2009-10	Hutchins, John.....	1949
Herbert, W.M.....	1943	Hutchinson, R.....	1911-13
Hernandez, Chris.....	2007-10	Hutchison, Stephen.....	2004-07
Hernandez, Danny.....	1999	Hyder, Don.....	1951-52
Hernandez, Ivan.....	2008-09		
Hernandez, Johnny.....	2018-19	I	
Hernandez, Louis.....	1922-24	Iacenda, Ted.....	1999-00
Hernandez, Ralph.....	1919-20	Imboden, Carl.....	1944
Hernandez, Walter.....	1920-22, 1924	Irwin, Blake.....	1994-97
Herring, Walter.....	1993-94	Irwin, Lloyd.....	1903
Herron, Bruce.....	1975-76	Ivy, Charles.....	1964
Hessel, Mark.....	1992	Ivy, Jarvis.....	1957-59
Hesselden, Louis.....	1913, 1920		
Hettema, David.....	1964-65	J	
Hickman, Bob.....	1941	Jack, Eric.....	1990-93
Hicks, Robert.....	1968-69	Jackson, Barry.....	1989-91
Hicks, W.D.....	1937	Jackson, Carl.....	1965-66
Hidalgo, Rafael.....	2017-18	Jackson, Johnny.....	1981-84
Hightower, Beau.....	2006	Jackson, Rashad.....	2012
Hightower, Corey.....	2017-21	Jackson, Vershad.....	2012
Hightower, Paytron.....	2012-14	Jacobsen, Evan.....	2009-12
Hildebrandt, G.J.....	1944, 1946-47	Jaeger, Roland.....	1952, 1954
Hill, Brian.....	2010	Jaeger, Shane.....	1994-97
Hill, Chuck.....	1949-51	James, Ned.....	1985-86
Hill, Clyde.....	1941	James, Victor.....	2006-09
Hill, Harold.....	1910-11	Jang, Radson.....	2018-19, 21
Hill, Kermit.....	1930-31	Jankoviak, Jacob.....	2019, 21
Hill, Randy.....	1978	Jarvis, Kyle.....	2019-21
Hill, Reese.....	1939-41	Jasper, Larry.....	1960-62
Hill, Warren.....	1936	Jaworsky, Eric.....	1997-99
Hillenbrand, John.....	1977	Jenkins, Aaron.....	2015-18
Hillesheim, Mark.....	1980-81	Jenkins, Curtis.....	1935-36
Hnida, Katie.....	2002-04	Jenkins, Darren.....	1981-84
Hobdy, Jr., Willie.....	2017-18	Jenkins, Jerome.....	2007-08
Hodges, Patrick.....	2003-06	Jenkins, Robert.....	1927, 1929
Hoffman, Skiles.....	1916	Jensen, Kurt.....	1989-90
Hogan, Larry.....	1978	Jensen, Robert.....	1960-62
Holbrook, B.R.....	2009-12	Jeter, Calvin.....	1964-65
Holler, Jack.....	1967	Johannemann, Seth.....	2007-08, 2010
Hollingsworth, Shawn.....	1979	Johnson, A.J.....	2011
Hollins, Karnell.....	1989-90	Johnson, Bob.....	1974-75
Holloman, Clifton.....	1939	Johnson, Brandon.....	2008
Holman, Carl.....	1903	Johnson, Brian.....	1998-01
Holmes, Steve.....	1985-87	Johnson, Casey.....	1998-99
Holve, Don.....	1942	Johnson, Che'.....	1995-1998
Honan, Bernard.....	1946	Johnson, Daniel.....	1993-1999

K

Kaiser, William	1951-52
Kannike, Musa	1987-88
Karsten, Karl	1910
Kase, Cody	2004-07
Katz, Leo	1942
Keasler, Ed	1933-34
Keeler, Billy	1989-90
Keeran, Bob	1974
Katz, Leo	1942
Keasler, Ed	1933-34
Keeler, Billy	1989-90
Keeran, Bob	1974
Kegler, Daniel	2001-03
Kelleher, J.P.	1944-45
Keller, Ron	1983-86
Kelley, Buster	1922
Kelly, Ben	1946-47
Kelly, Brent	1985-86
Kelly, Casey	2001-03
Kelly, Charles	1962-63
Kelly-Romero, Dylan	2019
Kemp, Tony	1988
Kennedy, Brett	2008-11
Kenney, Donald	1956
Kennedy, George	1960
Kiethly, Ray	1935-36
Kilby, Anthony	2005-07
Kincaid, Shannon	2000-03
Kinslow, Conner	2020
King, C.R.	1944-45
King, Todd	1985
Kirby, Karlos	1990
Kirk, Ty	2009-12

L	
Laberrere, Paul	1971-72
Lackey, Laurance	1912
Lafferty, Todd	1979-80
Lahusen, George	1967
Lamm, Jack	2013, 16
Lanier, Keyonta	2021
Lane, John	1979-82
Langford, Ryan	2014-15
Langston, Calvin	1915-16
Lapraik, Jack	1912-13, 1915
Lara, Danny	1986-87
Larson, Ed	1988
LaShell, Eugene	1942
Latchison, Jaymar	2008-11
Lauderdale, Dick	1952-54
Lawler, Larry	1980-81
Lawson, JaJuan	2016
Lawson, Nicky	2007
Lawson, Skip	1969-71
Layden, Bill	1981-83
Leach, Jeremy	1988-91
Leadbetter, Thomas	1964-66
Leavell, Orlando	1986-87
Lee, Chester	1913-14
Lee, Chris	2014-15
Lee, Floyd	1912-14
Lee, Robert	1952-54
Lege, Ken	1973-74
Lehman, Nick	2014-15/16
Leiblic, James	1967
Leigh, Graham	1996-98
Leigh, Kevin	1998
Leigon, Steve	1964
Leisk, H.	1944
Leland, Todd	1984
Lembke, Charles	1906, 1909-11
Lenoir, Scott	1984
Lennon, John	1968
Lenzmeier, Jason	2000-03
LePlatt, Jack	1942
Letuligasenoa, Tony	1971-72
Leutele, Ray	2020-21
Levingston, Donald	1988-90
Levstik, David	1989-91
Lewis, Chris	2015-16
Lewis, James	2019-20
Lewis, Jay	1931



All-Time Lettermen

Lewis, Julian 2011
 Lewis, Kenny 1997-98
 Lewis, Tim 1968-69
 Leyba, Eddie 1956
 Leyva, Porky 1954-56
 Ligon, Blake 2005-08
 Lilly, Elijah 2016-18
 Lindstrom, Steve 1976
 Lipp, Maurice 1929-31
 Lisker, John 1993-94
 Litchfield, Don 1950
 Littrell, Ike 1911-13
 Lively, Dennis 1961
 Livingston, Frank 1933, 1935-36
 Locksley, Meiko 2011
 Logan, Grant 1951-52
 Logan-Greene, Emmanuel 2019-21
 Logan, Karl 1989-90
 Loken, Arnold 1940-41
 Lollie, David 1984-87
 Lomarri, Joe 1931
 Long, B.J. 1998-01
 Long, Boyde 1957-59
 Long, Deon 2011
 Long, Jared 2021
 Long, Malcolm 1924-27
 Long, Rocky 1969-71
 Lookingbill, John 1948-49
 Looney, Pat 1982-84
 Lopez, Clayton 1990
 Lopez, Emilio 1935-36
 Lopez, Flavio 1997
 Lopez, Tim 1981-83
 Lott, Jerry 1954-56
 Lovato, Jeremiah 2006-08
 Lovato, Martin 2001-03
 Love, Montez 1981-84
 Lovett, Bruce 1963
 Lovett, Gerald 1949-50
 LoVett III, Michael 2019-20
 Lowery, Shaddrick 2019-21
 Lozier, Bob 1958-60
 Lucksinger, Brett 1994
 Luksich, John 1939-41
 Luse, J. W. 1903
 Lusk, Greg 1982
 Luther, Barry 1984-87
 Lutjens, R.D. 1944
 Lutz, Tim 2008
 Lyden, Joseph 1947
 Lyles, Jamarr 2010-11
 Lynch, Joe 1953-54

M

Mabany, Sam 2015
 Mabry, Scott 1932-34
 MacDonald, Jeff 1986-87
 MacGillivray, Finlay 1938-39
 Mackey, Marquez 2016
 Macrea, Jeff 1998, 2000-01
 Maczyk, Larry 2011
 Mader, Jonathan 2009
 Madera, Fred 1930
 Madsen, Brett 2006-07
 Mady, Fred 1984-86
 Maese, Joe 1999
 MaGee, Keith 1979-82
 Magnant, Jeric 2011-14
 Maguire, Mike 1905
 Mahina, Eden 2014-15
 Makaafi, Stan 1999
 Malcolm, Jack 1940
 Maler, Arthur 1945
 Mallory, Ernie 1969-70
 Malnar, Steve 1963

Malone, Jerrell 2002-05
 Malone, John 1944-45
 Malonson, Steve 1995
 Maloof, Joe 1975, 1977-78
 Maloof, Phil 1986
 Maney, Scott 1984-87
 Manly, Blair 2016-19
 Mann, Claude 1919
 Mann, Grant 1919-20
 Manning, Antonio 2001
 Manning, Joe 1999, 2001-02
 Mansell, Coby 1994-95
 Manwarren, Clark 1955
 Mapes, Riley 1921
 Maples, Kevin 1998-99
 Marengo, Alec 2021
 Margolis, David 1989-92
 Mariani, Mario 1964
 Marion, Dion 1997-98
 Mark, Chris 2006-08
 Markham, Bruce 1970-71
 Marman, Deshon 2011
 Marr, Dennis 1967
 Marsh, H.E. 1909-10
 Marshall, Jimmy 1988
 Martin, Bertrand 1995
 Martin, Donte 2019-21
 Martel, John 1937-38
 Martin, Danny 2007-09
 Martin, Nias 2015-16
 Martin, Ricky 1976-78, 1980
 Martin, Will 1991-92
 Martinez, Art 1985-88
 Mason, J.V. 2011
 Mateialona, Tuli 1992-93
 Mathews, Glen 1994
 Mathiasmeier, Mark 1982-84
 Mathis, Terance 1985-87
 Matison, Rene 1968
 Matteucci, Ralph 1951-53
 Matthews, Dave 1951-53
 Matthews, Jasper 1993
 Matthies, Richard 1967
 Maull, Kerry 1987
 Maurer, Dave 1999
 Maurer, Jim 1968
 Maxwell, Kenneth 2014-15, 17
 May, Eric 2000
 Mayo, Joseph 1903, 1905
 Mazotti, Tony 2000-01
 Mazzella, Mike 1982-84
 Mazzone, Noel 1976-78
 McAlpine, Edward 1954
 McAlester, Gary 1973
 McArthur, Stewart 1919-20
 McBain, Mat 2012-13
 McBee, Tom 1969-70
 McCabe, Brian 1984-87
 McCall, Kim 1988-91
 McCall, Nate 1970-71
 McCanna, Joe 1913
 McCarthy, Tom 1933
 McClellan, Alfred 1903
 McClintick, Ross 1941
 McClure, Dwight 1917, 1919-20
 McClure, Rashad 1999-01
 McConnell, Chalmers 1909
 McCormack, Butch 1974-75
 McCormick, Van 1987
 McCown, Quinton 2012-13
 McCracken, Ed 1941
 McCray, Chris 1989-92
 McDavid, Marcus 1996-99
 McDavid, Paul 1935-37
 McDonald, Calvin 2002-03

McDonald, Keith 1970, 1972-73
 McDonald, Lavon 1945-47
 McDonald, Ramos 1996-97
 McDougal, Cloise 1941-43
 McDowney, Calvin 2010-12
 McEwen, Jack 1941-42
 McFarland, Jack 1926-28
 McFie, J.R. 1909
 McGarrahan, Scott 1994-97
 McGary, Orie 1914
 McGill, Curt 1975-78
 McGowan, LeJonta 1998
 McGrew, Jimmy 1995-96
 McGuire, Dan 1985
 McGuire, Onie 1930-32
 McIntyre, Boleslo 1940-41
 McKamey, Kole 2003-06
 McKay, W.R. 1944
 McKee, Don 1948-49
 McKeown, Jerry 1947-48
 McKinley, Herb 1991-93
 McKinney, David 1998-99
 McLaughlin, William 1950
 McMullen, James 1950
 McNitt, Jay 1959-61
 McPeck, Clint 2006-09
 McPhearson, Emmanuel 2009-11
 McQuarley, Richard 2015-17
 McQueen, Jermaine 2007-08
 McSmith, Marvin 1951-52
 Meadows, Edwin 1961-62
 Mears, Maurice 2008-10
 Meinershagen, Richard 1935-37
 Mello, Richard 1979-83
 Mellon, Bascom 1992
 Mequet, Dave 1987-88
 Mermer, Sean 1984-85, 1988
 Merrill, Tim 2008
 Merritt, Jamal 2011-12
 Merritt, Spencer 2009-11
 Mertz, G. H. 1943-45
 Messer, Brian 1997
 Messina, Carmen 2008-11
 Metzger, Jered 2007
 Meyer, Ronald 1967-68
 Meza, Frank 1964-65
 Mickelson, Bob 1944-45
 Mijsch, Doug 1979
 Miles, Ben 1945
 Millea, Justin 2000-02
 Miller, Adam 2008-09
 Miller, Bart 2006-07
 Miller, Casey 1978-79
 Miller, Floyd 1920
 Miller, George 1957
 Miller, Hurald 1942
 Miller, Kameron 2017-20
 Miller, Mickey 1941-43
 Miller, Samuel 1903
 Mills, DeShawn 2009-12
 Milner, Derrick 1995-98
 Milton, Richard 1946-48
 Minuti, Dennis 1971
 Miranda, Max 1995
 Mitchell, Robert 1981-82
 Mitchem, Clayton 2013-14
 Moar, Hector 1929
 Moates, Guy 1945
 Mobley, Justin 1999
 Moffa, Reno 1947-49
 Moffitt, Cort 1999
 Mohoric, Mike 2002-05
 Molina, Aaron 2017, 19
 Monfort, Avery 1938-39
 Monk, Albert 1924-25

Moon, Cody 2021
 Moore, Alan 1977-79
 Moore, DonTrell 2002-05
 Moore, Ivory 1968
 Moore, J. 1943
 Moore, Monty 1971-73
 Moore, Terry 1992-93
 Moore, William 1927-28
 Moores, Mark 1988-91
 Morales, Andy 1955, 1957-58
 Morales, Manuel 1949-50, 1953
 Moran, Kentrail 2017, 19
 Morgan, Bobby 1952-54
 Morgan, Bobby 1960-62
 Morgan, Eric 1989-90
 Morris, Gayland 1964-65
 Morris, George 1980-81, 1983
 Morris, Horse 1951
 Morris, Nate 1989-90
 Morris, Tom 1974-76
 Morrison, Barney 1938
 Morrison, George 1929-30
 Morrisons, Guillermo 2000-02
 Morrison, Jay 1969-70
 Morrison, Ronald 1958
 Morrissey, Jack 1940
 Morrow, Dion 1988-90
 Morse, Donald 1952-53
 Moseley, William 1945
 Mosley, Edwin 1970
 Mosley, Javon 2018-19
 Mosley, Major 2004-07
 Moss, Charles 1999-2002
 Moten, Derrell 1998
 Mount, Tracy 1979-82
 Mudgett, Leon 1909, 1911
 Muersch, Randall 1967
 Mulcahy, Harold 1925-26
 Mulchrone, John 2005-06
 Mulkey, Don 1949-51
 Muller, Roy 1969
 Mummert, Ryan 1992-95
 Muniz, Mike 2010-11
 Murcy, Auburn 1926-27
 Murphree, Donovan 2019-20
 Murphy, Joseph 1954-55
 Murphy, William 1935, 1937
 Murray, Langston 2018-19, 21
 Mushonga, Lumumba 1990
 Myer, Steve 1974-75
 Myers, Frank 1902

N

Naglich, Vince 1944-45
 Natali, Vince 2004-07
 Neal, J. W. 1949-50
 Ned, Kevin 1995-96
 Neely, Cody 2008-10
 Nelson, Chris 2005-06
 Nelson, Dick 1941
 Nesbitt, Jerry 1955-57
 Nesbitt, Mike 1992-93
 Nesmith, Woodrow 1937-38
 Ness, Dick 1963-65
 Ness, Gary 1961, 1963
 Nettles, Aaron 1997
 Newman, Tevin 2011-14
 Newton, Kevin 1988
 Nicholl, Rob 1989-90
 Niemants, Marion 1937-38
 Noble, Joey 2019-21
 Noe, Henry 1969-70
 Novak, Jay 1992-93
 Nohl, Louis 1915-16
 Noland, J. 1944, 1947-48



All-Time Lettermen

Nuckolls, Norman1950-51
Nunley, Lon1982-85

O

Oakes, George1970-72
O'Bannon, Turhon1992-93
O'Brien, Jon2004-07
Ocampo, Aaron1997
Ocasio, Austin2016-17
Odums, A.J.2021
Oglesby, Barton1940-41
Ojeda, Hugo1990-93
Okonkwo, Kene2014-16
Oldenkamp, Bryan2015
Oliver, Jamie1996-97
Oliver, Jon1999-01
Oliver, Scott1966-68
Oliver, Winslow1992-95
O'Neal, Albert1964-66
O'Neal, William1965
Ordenstein, Jacob1999
Ordenstein, Kawika1997
Orrison, Clay1986-87
Ortega, Gabe2017-18
Orvick, David2012-13
Osborn, David1979-82
Ottmann, James1960-63
Overacker, Aaron2018
Owens, Al1987-88
Owens, Tyrone2015-18
Owens, William1978-79
Owens, Willie1988
Owensby, Fred1941

P

Pafford, W.B.1944-45
Pagador, Steve1994-95
Paige, Frank1981
Paiz, Abedon1934-35
Palmer, Robert1934
Panzica, Richard1952-53
Paoli, Joel2003
Papini, Don1951-52
Parker, Bijon2015-18
Parker, Marcus2002-05
Parks, Pete1980-82
Parr, Steve1983-84, 1986
Parrish, Sammie1980
Parrish, Sammy1980, 1982
Parrish, Toby1972-74
Parsons, Critchell1930-31
Patterson, Cedric III2019-20
Patterson, Paul1944
Patton, Perkins1917
Paulsen, Herbert1917
Paulsen, Jesse2009
Pauni, Elmer2019-20
Pautsch, John1966-68
Paxon, Matt1977
Payne, Brandon2003-04
Pearce, Cullen1920-22
Pearlman, Gavin1993-94
Pease, John1912
Peavy, J.1906
Peek, Patrick2018-21
Pegue, William1946-50
Penley, Bryan2000-03
Pennington, Terrance2002-05
Peppin, George1939-40, 1945
Perez, Danny2002
Perez, Isaiah2021
Perg, Tom1973
Perkins, Archie1931-33
Perkins, Don1957-59
Perkins, Jeff1977
Perkins, Rex1990-91

Perry, Floyd1974
Pesce, Mike1982
Persley, Stephen1998-01
Peterson, Darvin2005
Peterson, Chris1970
Peterson, Scott1993-1995
Pettenuzzo, Mike1972-73
Pettet, Chuck1974-75
Pettet, Earl1974-76
Pettinger, Scott1988-91
Pettis, Bob1963
Pettus, Brooks1940
Petty, Scott1979
Pfleuger, Max1931-33
Pharr, Kenneth1948-49
Phillips, Jaden2021
Phillips, James1917
Pickett, Doug1984
Pieron, John1960-61
Pierson, Robert1962-64
Pikington, Bud1937
Pino, Curtis2004-06
Platt, Jeff1989-90
Plum, Jason1997-99
Plumlee, Gary1963-64
Plumley, Johnny1978
Poehlmann, Matt2002
Polk, Eugene1948-49
Pollard, Gerald1967
Popejoy, John1922
Popejoy, Tom1921-24
Porterie, Donovan2006-09
Potts, Quinn2021
Pound, Marlin1951-54
Powdrell, Mike2004-05
Powell, Everett2016-17
Powless, Clarence1931, 1936
Pratt, William1903
Presente, Joseph1967-68
Pressley, Jhurell2012-15
Pribble, Dick1955-56, 1958
Price, Harry1969-71
Price, Jamal2011-14
Price, Milton1949
Price, Randle1997-98
Price, Robert1909
Probert, William1912-13
Prock, Lavern1956-57
Proctor, Malcolm2013
Prohaska, Jerry1957, 1959
Prokopiak, Mike1950-52
Puccetti, Loe1929
Purvis, Jason1996-99

Q

Quarells, Matt2015-16
Queen, Elijah2020-21
Quillen, Matt2005-08
Quin, Glover2006-08
Quintana, Stan1963-65
Quist, Buster1956-57

R

Rainer, Reggie1990-93
Rainey, Johnathan2008-10
Rainey, Rashad2012-13
Rall, Bob1965-66
Ramirez, Daniel2003-05
Ramsay, Brian2006
Rankin, A. G.1940
Ratcliff, Brandon2000, 2002-03
Ratzlaff, Fred1971-72
Raven, Carl1982-83
Ray, John1979
Ray, S. G.1978-79
Raymer, Matt2011-12

Reardon, William1925-27
Redmond, Ike1926
Reed, Jeff1988
Reed II, Jerrick2019-21
Reed, Lucas2009-12
Reed, Patrick2015-17
Reid, Harold1960
Reidy, John1929-30
Reina, Frank1984-85
Renfro, Charles1924-26
Renfro, Everett1929
Renfro, Fred1937-38
Renteria, D.J.2000-03
Repetto, Gary1965
Rettko, Bill1952
Reyes, Daniel1998-99
Reynolds, Fred1948-50
Reynolds, Steve1937-38
Rice, Lucien1930
Rice, Ryan2001-03
Rice, W. E.1944
Rich, Randy1972-75
Richardson, Kris1989
Rideout, Garland1927
Riley, Dick1928-29
Riley, Harold1955
Riley, Syaire2020-21
Rice, Ryan2001, 2004
Ringland, Frank1911
Rivara, Greg2012
Roadstrom, Roger1988-89, 1991
Robbins, Kirk1998-01
Roberts, Chuck1957-59
Roberts, Jack1941
Roberts, Orville1941
Robertson, Henry1938-39
Robison, Pete1974-76
Rodriguez, Aaron2021
Roquemore, Levi1994
Rodgers, Frank2001
Rodgers, Reggie1987
Rogers, De'John2018-19
Rogers, DeMarcus2012-13
Rogers, Glen1919
Rogers, Glenn1983-86
Rogers, Mel1919
Rogers, Pat1972
Rogers, Zack2014-15
Rojas, Michael1964
Romero, Jeff1979
Romero, Jeff1985
Romero, Martin2003-04
Romero, Pedro1917
Romero, Steven2013-16
Romine, Dillon2013-15
Rose, Mason1956-58
Ross, D'Angelo2017-18
Ross, Edmund1905-06
Ross, Gilbert1939
Ross, Henry1980
Ross, Houston1969-71
Ross, Ken1969
Ross, Mike1997-98
Ross, Ned1943
Rosseau, Troy1990-91
Rothschiller, Jake2015-17
Rothschiller, Kyle2016-17
Roy, Tre'Von2014
Royston, John1985
Rozzell, Ja' Mine1996
Rucker, Billy1984-86
Rucks, Mike1966-68
Rumbaugh, Robert1976-78
Runcorn, Wilbert1955
Rupcich, Mark1973-75
Rupp, Zach2002-03

Rushing, Jack1939
Russell, Marty1979-80
Russell, Ricky1984-85
Russo, John2013-16
Rutherford, Wayne1941
Ryan, Tom1976-78
Ryder, W. W.1943-44

S

Saavedra, Aaron1993-95
St. Aubyn, Jared1998
Salas, Marcus1942-44
Saltes, Teton2017-20
Saltonstall, Jake2020-21
Sampson, Lawrence1965
Sampson, Reginald1996-99
Samuelson, Jon1997-99
Sanders, Claude1939-40
Sanders, Devin2019-21
Sanders, Jack1939
Sanders, Jason2014-17
Sanders, Rashaun2001-03
Santana, Bryce2021
Santiago, Bobby1960-62
Santos, Ryan2013-16
Sargovetz, Greg1967-69
Saulsberry, Joshua1906, 1909
Sauter, Steve1981-84
Savale, Rich1969
Sawyers, Dan1955
Sayers, Jim1977-79
Scanlon, Tim1967
Scarber, Sam1968-70
Scarlett, Michael2008, 2010-11
Schaefer, Matt1978-79
Schlick, Karl1931, 1936
Schlick, Mike1955
Schmidt, Michael1961-62
Schultz, H. P.1944
Schultz, Jay1988-90
Schuman, Walt1931-32
Schweer, Fred1993
Scott, Don1947-48
Scott, Gene1959-61
Scott, Jordan2006-07
Scruggs, Jr., Zarak2021
Sebben, J.1902-03
Seder, Howard1910, 1913
Sedillo, Frank1979-81
Seery, Alfred1928-30
Seery, Carl1938-40
Seery, George1931-33
Seery, James1930
Seiders, Sherman1967
Segears, Eddie1966-67
Seis, Wally1965-66
Selander, Joe2002-05
Sellers, Donald1995-96
Sellers, Trent2019
Sells, Joe1983-86
Selva, Lawrence1906, 1909-10
Senesio, Peter1916
Server, Leon1941-43
Severns, Ralford1930
Sevila, Al1970
Sewell, Jr., Michael2017-18
Sganzi, William1919-20
Shakir, Yousuf2008
Sharper, Terrence1991, 1993-95
Shaski, John1958-60
Shaw, Mike1972
Shaw, William1968-69
Sheehan, Charlie1975-76
Shelley, Andrew2018-19, 21
Shelton, Chris1994-97
Shepherd, Derrick2001



All-Time Lettermen

Shepherd, Sherman.....	1984	Spitzer, Jerry.....	1941	Templeton, Earl.....	1977-78	Vaipulu, Steve.....	1989-90
Sheppard, William.....	1946	Spitzer, Richard.....	1940	Terpening, A.L.....	1952-54	Valentine, Jack.....	1941-42
Shetler, David.....	1964-65	Spooner, Phillip.....	1954	Terrell, Claude.....	2001-04	Valentini, Hirau.....	1946
Sheyka, Pete.....	1939	Spriggs, Dan.....	1970-72	Terry, Adrian.....	1999-01	Vallez, Emilio.....	1965-67
Shewell, Ian.....	2020	Stafford, Rishard.....	1998	Terry, R. W.....	1944	Vasquez, Raul.....	1965, 1967
Shields, Hastings.....	1913-14, 1916	Stallings, Bucky.....	1962-63	Thacker, Chad.....	1997-98	Vaughan, Phillip.....	1986, 1988
Shipkowski, John.....	1969-71	Stamm, Roy.....	1896-98	Thayer, James.....	1941	Vaughn, Rick.....	1993
Shipley, Ron.....	1988, 1990	Stanton, Marcus.....	1996-97	Theragood, Frank.....	1976	Vega, David.....	2013
Shirley, Roark.....	1976-77, 1979	Stanton, Mark.....	1988	Thomas, Bob.....	1957-59	Vellone, Louis.....	1963
Shook, Brandon.....	2018-20	Stapley, Kyle.....	2018-21	Thomas, Gordon.....	1932	Venable, Mark.....	1978-79, 1981
Shufflebarger, Frank.....	1913	Stapp, Clay.....	1994	Thomas, Johnnie.....	1994	Vieira, Thomas.....	2017-19
Shuler, Zahneer.....	2017-18	Stark, Kevin.....	1977-78	Thomas, Kenny.....	1992-93	Vigilant, Daevon.....	2018-20
Shultz, Ben.....	1978-80	Statler, R. D.....	1943-45	Thomas, Lamaar.....	2011-12	Villarruel, Domingo.....	2001
Shultz, Bob.....	1975-76	Steed, John.....	1916	Thomas, Mike.....	1986, 1988-90	Vivian, Joe.....	1961-62
Shupryt, Bob.....	1977-80	Steele, Berry.....	1968	Thomas, Milton.....	1993, 1995-97	Vizcaino, Johnny.....	2013-14
Sicaeros, Troy.....	2020-21	Steele, Mike.....	1972	Thomas, Roston.....	1992-95	Volz, Pascal.....	1996-97
Silva, Jose.....	1909	Steele, Steven.....	2016-17	Thomas, Terrence.....	2000-03		
Silver, Dan.....	1967-68	Stein, Sean.....	1999	Thomas, Zach.....	1968		
Silver, Don.....	1967-68	Steinkamp, George.....	2020-21	Thompson, Bill.....	1941-43		
Simmons, Ewing.....	2016	Stell, Durward.....	1961	Thompson, Carl.....	1988		
Simmons, Matt.....	1994-95	Stell, Joe.....	1948-49	Thompson, Charles.....	1955-56		
Simmons, Vaughn.....	1986	Stephens, Henry.....	1997-99	Thompson, Dave.....	1974-76		
Sims, Eric.....	1991	Stevenson, Anthony.....	1985-86	Thompson, Evroy.....	2003-05		
Simpson, Al.....	1938-39	Stewart, Carmeiris.....	2009-11	Thompson, Germany.....	1998-99		
Simpson, Jake.....	1980-82	Stewart, Gil.....	1974-75	Thompson, Jon.....	1989-90		
Singer, Bob.....	1937	Stewart, James.....	1988	Thompson, Kevin.....	1976		
Sitkowski, Paul.....	1970	Stewart, John.....	1969	Thompson, Tommie.....	1922		
Skaer, Ben.....	2010-13	Stewart, John T.....	1961	Thompson, W.....	1943		
Skandale, George.....	1939	Stine, Tom.....	1969	Tidwell, Dennis.....	1963-64		
Skapinec, Steven.....	1941	Stinnett, Rufus.....	1927-28, 1930	Tiedemann, Rick.....	1988-89		
Skene, Derek.....	1982-84	Stinnett, Marion.....	1922	Timmons, Taylor.....	2015-16		
Skene, Scott.....	1982-85	Stokes, Eddie.....	1961-63	Timpe, Dennis.....	1970		
Skidmore, Frank.....	1934-36	Stone, Alan.....	2004	Tisdale, Casey.....	1998-99		
Skinner, Grant.....	1997-98	Stone, Terry.....	1967-68	Tohi, Evahelotu.....	2017-18		
Slater, Steve.....	1988-91	Stoner, Joe.....	2009-12	Tolliver, David.....	1972-73		
Slivkoff, J.J.....	1943	Stowell, Alex.....	1991	Torza, Daniel.....	1996-98		
Sloan, David.....	1993-94	Straub, Mitch.....	2007-08	Toulouse, James R.....	1937-38		
Sloan, Gary.....	1956-57	Streid, Matt.....	2008	Traylor, Loyd.....	1947		
Smalls, Christopher.....	2013, 2015	Strom, Charles.....	1911	Trigg, Ralph.....	1933		
Smelser, Geoff.....	2014	Strong, Grover.....	1902	Troublefield, Glenn.....	1962-64		
Smith, Calvin.....	2010	Strother, Billy.....	2002-03	Tucker, Fred.....	2003		
Smith, Chad.....	1995-98	Stull, Tyson.....	1992	Tuioti, Tevaka.....	2017, 19-20		
Smith, Charles.....	1941	Sukkary, Hany.....	1989, 1991	Tuohy, Michael.....	2004-07		
Smith, Cleveland.....	1994	Sullivan, Brad.....	1988-91	Turman, Smokey.....	1974-77		
Smith, Darwan.....	1941	Sullivan, John.....	2007	Turner, Ben.....	1972-73		
Smith, Doug.....	1978-79	Suplizio, Sam.....	1952	Turner, Bill.....	1977-78, 1979		
Smith, E.....	1910	Sutton, Daniel.....	2018	Turner, Brandon.....	1993-96		
Smith, Frank.....	1934, 1936	Sutton, Jon.....	1975-78	Turner, Dave.....	1962		
Smith, James.....	1941-43	Swan, Carl.....	1949-50	Turner, Jerry.....	1977-78		
Smith, Ken.....	1971-72	Swan, Robert.....	1956-57	Turner, Mark.....	1989-91, 1993		
Smith, Manny.....	2001	Swanson, Steve.....	1969-71	Turner, Robert.....	2003-06		
Smith, Marcus.....	2004-07	Swearngen, Bob.....	1934	Turral, Willie.....	1982-85		
Smith, Mike.....	1988-91	Swift, OJ.....	2005-07	Tvrdik, Wayne.....	1963-64		
Smith, Myrl.....	1946, 1948	Sylvia, Bobby.....	1991	Twitty, Dominic.....	2012, 2014		
Smith, Paul.....	1965, 1967	Sylvester, Jarred.....	2018-19	Tydings, Nelson.....	1934-35		
Smith, Tate.....	2008	Symons, Greg.....	1971-73	Tyner, Matt.....	1994-97		
Smith, Wade.....	1990						
Smith, Wales.....	1905						
Smylie, Tom.....	1957						
Snook, Eugene.....	1937-38						
Snyder, Don.....	1968						
Solomon, Creighton.....	1993-94						
Solomon, Frankie.....	2006-09						
Solomon, Quintell.....	2009-12						
Somoye, Anu.....	2016-19						
Soremekun, Adebayo.....	2018-19						
Sorenson, Jeremy.....	2000-01						
Southard, Engle.....	1952-54						
Sparlin, Deinze.....	1940						
Spear, Phillip.....	1956-57						
Speegle, Nick.....	2001-04						
Speer, William.....	1948-50						
Spencer, Dennis.....	1979-80						
Spiller, LaMarcus.....	1999						
Spinelli, Bobby.....	1953-55						

T

Tabannah, Devonta.....	2011-14
Tafoya, Alfred.....	1942-43
Taggard, Joseph.....	1961
Tallent, Derek.....	2007
Tamaivena, Siti.....	2017-18
Tamura, Ron.....	1982
Tannehill, Charles.....	1937-39
Tascher, J.....	1903, 1906
Taufalele, Joshua.....	2008-09
Taylor, Draven.....	2014
Taylor, Jace.....	2020-21
Taylor, Lawrence.....	1946
Taylor, Robert.....	1981
Taylor, Ryan.....	1996-97
Taylor, Sam.....	1986-87
Teal, Anthony.....	1998

U

Udeh, William.....	2013-16
Ulale, Fatu.....	2011, 2013
Ullom, W.....	1942-43
Ulmer, Clint.....	1982
Umdenstock, Bob.....	1985-86
Umeh, Anselem.....	2017-20
Uranich, David.....	1981-84
Urban, John.....	1970-72
Urich, D.L.....	1944
Urlacher, Brian.....	1996-99
Usry, Charles.....	1986-87
Uzodinma, Ugo.....	2010-12

V

Vail, Nathan.....	1993-94
Vainikolo, Alexander "Moana".....	2018-19
Vainisi, Frank.....	1967

W

Watchel, Charles.....	1939
Wadeill, John.....	1946
Waites, Reggie.....	1979-81
Wagner, Ken.....	1966
Walker, A.....	1934
Walker, Bob.....	1934-36
Walker, George.....	1911-12
Walker, Harry.....	1947
Walker, Tom.....	1970-71
Wallace, Chris.....	1994, 1996-98
Wallace, Rod.....	1968-70
Wallace, Ron.....	1973-75
Wallach, Charles.....	1942
Walsh, Michael.....	2015-16
Walsh, Rick.....	1987-88
Walters, Luke.....	2006
Tolliver, David.....	1932
Walton, Jack.....	1931-33
Walton, Kevin.....	2001-04
Ward, Claude.....	1962-64
Ward, Dave.....	1934
Ware, Howard.....	1969-71
Warfield, Pat.....	1977-78
Warfield, Steve.....	1982
Warner, Dave.....	1988
Warrington, Henry.....	1952
Washington, Derrick.....	1989-90
Washington, Jon.....	2011
Washington, Stacy.....	1996-99
Watkins, James.....	1941
Watson, Derek.....	2001-03
Watson, Jim.....	1946
Watson, Jim.....	1949
Watson, John.....	1951
Watts, George.....	1938-39
Webster, Steve.....	1985-88
Weise, Marcel.....	1986-87
Weisman, Don.....	1980-81
Weldon, Jack.....	1949
Wells, Blake.....	2021
Wells, Roy.....	1933-35
Wells, Trimble.....	1905
Wenk, Robert.....	1960
Wesley, Zack.....	1991, 1993-94
West, Ken.....	2004-05
Westcott, Tim.....	1975-77
Wheichel, Tom.....	1943
White, Bill.....	1968
White, Donnie.....	2013-16
White, George.....	1917
White, Larry.....	1951-54
White, Lynn.....	1955-57
White, Mitch.....	1987-88
White, Reece.....	2012-15
White, Roy.....	1994-97
White, Wade.....	1971
Whitehead, Kenneth.....	1983-84, 1986



All-Time Lettermen

Whitehill, Harvey	1932-33
Whitesell, W. A.	1944-45
Wieczorek, Andy	1976-78
Wiegel, Phillip	1941-42
Wiggins, Carlos	2012-15
Wiggins, Holmon	1998-01
Wigley, Robert	1915-16
Wiley, Sidney	2002-03
Wilfley, Vernon	1916, 1920-21
Wilhelm, Nick	2008-10
Wilkinson, Tim	1992-93
Williams, Bryant	2008-10
Williams, Chad	1990
Williams, Charles	1931-33
Williams, Derwin	1979-80, 1982-83
Williams, Jerone	1989-90, 1992-93
Williams, Johnny	2016-17
Williams, Ken	1976-77
Williams, Marcus	2017-20
Williams, Mark	1978-79
Williams, Martinez	1996-99
Williams, Maxie	1965
Williams, Mica	2008
Williams, Mike	1975-78
Williams, P.E.	1945
Williams, Randy	2013-14
Williams, Thomas	1916
Williams, Todd	1993-94
Williams, Troy	1973
Williams, Zach	2001
Williamson, Morrelle	1930
Williamson, Todd	1982-84
Williford, Richard	1946-48
Willis, Joe	1943-1948
Wilson, Amos	1999, 2001
Wilson, Don	1978-79
Wilson, James	1925, 1927-1929
Wilson, J.B.	1938
Wilson, Kelly	1981-82
Wilson, Marc	1991-92
Wilson, Nic	2020-21
Wilson, Ray	1992-93
Wilson, Ronald	2021
Wilson, Steve	1974-75
Wilson, Ted	1966
Wilson, Terry	2021
Wilson, Thomas	2005-06
Wilson, Wilber	1925, 1927, 1929
Wimberly, Harold	1946-48
Wingate, John	1994-97
Winkler, Bob	1971-73
Winter, Robert	1969-70
Winston, Carl	1990-93
Winston, Richard	2012-14
Witthoft, Connor	2021
With, Marcelle	1934-36
Witkowski, Tony	1951-52
Witten, Oliver	1919-20
Woisin, Josh	2020-21
Wolcott, Joe	1959-61
Wollitz, Leny	1970
Woodcock, John	1972-73
Wooden, Bobby	2020-21
Woodhouse, Diquon	2015-16
Woods, Don	1973
Woods, Jameal	1994-97
Woods, Manley	1990-92, 1994
Wooldridge, N.W.	1911
Wooten, Andre	1988, 1990
Wortman, Greg	2014
Wright, Antoine	1995-98
Wright, Brad	1978-80
Wright, DeAndre	2005-08
Wright, James	2008-11
Wright, John	1931
Wright, Quincy	1999-2002

Wylie, Marshall	1926-28
Wyrick, Dave	1977-79
Wysong, Adam	1997
Wysong, Ben	2006
Wysong, Luke	2021

Y

Ydens, Bob	1978-80
Yeager, Tim	1980
Young, Claude	1945
Young, Eric	1992, 1994
Young, Freddy	2009-12
Young, Joe	1982-83
Young, Terry	1988-90

Z

Zamprelli, Paul	1979, 1981-82
Zamora, Drew	2008
Zanet, John	1946
Zavala, David	2019
Ziegler, David	1986-88
Zikan, Doug	1989-91
Ziltz, Jack	2014, 16
Zintak, Ken	1976-78
Zunker, Wes	2001-04

Assistant Coaches:

Aiken, Ron	1991-94
Anderson, Blake	1999-01
Anderson, Jim	1974-76
Azar, Greg	1984
Bailiff, David	1992-96
Baldwin, Dave	2007-08
Bame, Damon	1968-69
Barlow, George	2009-11
Barnes, Willis	1947, 1950-51, 1954-55
Bartosh, Gil	1977
Baumgartner, Scott	2013-19
Baysinger, Reeves	1950-52
Becker, John	1972-73
Bender, Mike	1980-82
Berryman, Jim	1986
Bielat, Larry	1968-69
Blackmon, Brandon	2020-21
Blackshear, Cheston	2009-11
Bleil, Fred	1992-95
Blue, Ken	1960-66
Bolinger, Bo	1963-67
Bostad, Bob	1999-05
Bradley, Gerald	1999-01
Brown, Dan	1987-91
Bujewski, Mike	1984-86
Bunting, Dick	1963-66
Burney, Jacob	1983-86
Campbell, Dean	1978
Canty, Bill	1974-77
Carrel, Dan	2019
Carter, Rubin	2009-11
Chelf, Don	1958-59, 1967
Christian, Jamie	2020-21
Christoff, Andy	1973
Clark, Bert	1968
Conway, Jeff	1998-03
Cosgrove, Kevin	2012-19
Cromartie, Jim	1965-67
Cullen, Lou	1954-59
Darnell, Dennis	1992-98
Davie, Clay	2015-19
DeBesse, Bob	2012-17
Degory, Mike	2009-10
Dennard, Preston	1991
Dickey, Darrell	2009-10
Dodd, Dan	1996-97, 2000-06
Dunn, Joe Lee	1980-82

Dunn, Kasey	1996-97
Dykes, Spike	1977-78
Eggen, Stan	1997, 2016-19
Eliano, Perry	2018-19
Eumont, Vic	1990-91
Fairchild, Steve	1987-89
Faulkner, Kevin	1994-98
Feldman, Marty	1955
Fenwick, Jim	1998-99
Ford, Robert	1977-79
Fuller, Leon	1969-72
Gerald, J.B.	2009
Gonzales, Danny	2006-08
Gregory, Roy	1984
Griffin, Gary	1978-79
Griffith, Ben	1985-86
Hall, Charlie	1992-95
Hardy, Jerry	1970-73
Hawley, Eldon	1967
Higgins, R. S.	1979
Hollinger, Johnnie Mac	1983-84
Howes, David	2020-21
Hudson, Ron	2011
Huey, Gene	1974-76
Hutzler, Coleman	2012-13
Jackson, Cornell	1995, 2006
James, Robert	1978-79
Jefferies, Craig	2011
Johnson, Reed	1970-72
Klinker, Walt	1968-72, 1977-79
Korpitz, Larry	1990
Kragthorpe, Dave	1991
Kurucz, Tom	1980-83
Lambert, Ed	1987
Lee, David	1983
Lenzmeier, Jason	2007-08, 2012-15, 20-21
Levy, Marv	1956-57
Lewis, Marvin	1987-89
Lewis, Osia	2003-07
Liggins, Tommie	1991
Long, Rocky	1978-80, 20-21
Luper, Curtis	2002-04
MacMillian, Charles	2014-16
Magee, Calvin	2018
Mallory, Doug	2009-10
Martin, Tee	2009
McCray, Bob	1974-76
McDaniel, Archie	2012-14, 18
McDuffie, Wayne	1974
McMahon, Tom	1980-82
McNitt, Jay	1967
Mendenhall, Bronco	1998-2002
Mehring, Drew	2020
Mills, Jeff	2012-13
Modkins, Curtis	1998-01
Moller, Chuck	1992-96
Moller, Denny	1989, 1991
Mondt, Bill	1968-73
Moses, Wayne	1989
Neal, John	1981-85
Neinas, Toby	2009-11
Neumann, John	1956-59
Newhouse, Greg	1990
Nichols, Walker	1947
Norrell, Jim	1983-86
Norwood, Gordon	1980-82
Parks, Mark	1992-97
Patterson, Gary	1996-97
Peterson, Bob	1960-66
Peterson, Jordan	2017-19
Perini, Dale	1968-69
Petrol, George	1947, 1951, 1954-55
Pettas, John	1988-89
Plater, Dan	1987
Preston, Buzz	2007
Pugh, George	1980

Quarless, Jan	1990-91
Quintana, Stan	1981-86
Reaves, David	2010-11
Reffett, Troy	2004-08, 20-21
Reinebold, Jeff	1990
Reno, Frank	1950
Repetto, Gary	1973
Rodriguez, Lenny	1998-2006
Rome, John	1987-89
Rust, Rod	1960-62
Sacks, Barry	2014-15
Salkin, Jordan	2021
Sanders, Dillon	2019
Schultz, Mike	1992-97
Simmons, Al	2015-17
Simon, Matt	1992-93
Sloan, Gary	1967, 1970-71
Smith, DeAndre	2008, 2012
Smith, Reese	1960-64, 1976
Somerville, Jordan	2020-21
Sparks, Joe	1983-86
Stanley, Bob	2006
Stanton, Jack	1987-88
Strauss, Jason	2002-05
Stretz, Grady	1998-05
Stubblefield, Taylor	2012
Summerville, Jerry	1968-73
Swisher, Joel	1990-91
Taylor, Trooper	1998
Throckmorton, Todd	2006-08
Titchenal, Bob	2005-51
Todd, Everett	2002-05, 2007-08
Toledo, Bob	2006
Trickett, Rick	1985
Tommerdahl, Mark	1997
Tuitele, Saga	2016-19
Valero, Art	1987-89
Warehime, Derek	2012-14, 20-21
Warhop, George	1990-91
Washburn, Jim	1980-82
Waters, Bill	1974-79
Weeks, Bill	1956-59
Wells, Matt	2007-08, 2010
White, Michael	1987-89
White, Tony	2008
White, Vincent	2011
Wight, Del	1972-76
Winder, Dick	1979
Woodford, Mike	2011
Wright, Apollo	2013-19
Zauner, Gary	1987-88



All-Time Seasons

Year	Head Coach	All	Conf.	Captains
1892	No Coach	0-2		S. F. Jenkins
1893	No Coach	3-1		Frederick O. Whiteman
1894	W.A. Zimmer	1-1-1		Frederick O. Whiteman
1895	No Varsity			
1896	No Varsity			
1897	No Varsity			
1898	No Varsity			
1899	No Coach	1-1		Louie Benjamin
1900	No Varsity			
1901	Joe Napier	0-3-1		Joe Napier and Prane
1902	No Varsity			
1903	Walter E. McEwan	3-0-1		John A. Cannon
1904	Walter E. McEwan	1-0		Thomas S. Bell
1905	Martin F. Angel	5-1-1		Wales A. Smith
1906	Martin F. Angel	3-1		Bernard H. Crawford
1907	Martin F. Angel	1-0		Walter R. Allen
1908	Herman H. Conwell	5-1		Walter R. Allen
1909	C.L. McBirnie	4-2		Walter R. Allen
1910	Carl L. Hamilton	0-3		Walter R. Allen
1911	R.F. Hutchinson	1-3-1		James Guy Hamilton
1912	R.F. Hutchinson	0-4		H. A. Carlisle
1913	R.F. Hutchinson	3-2		F. M. Calkins
1914	R.F. Hutchinson	3-1-1		F. M. Calkins
1915	R.F. Hutchinson	3-1		Kenneth C. Balcomb
1916	R.F. Hutchinson	3-2		Carl D. Brorien
1917	Frank E. Worth	1-2		George White
1918	No Varsity			
1919	John F. McGough	3-0-2		Claude E. Mann
1920	Roy W. Johnson	3-3		Grant Mann
1921	Roy W. Johnson	2-2		Frank O. Greenleaf
1922	Roy W. Johnson	3-4		John Richard Popejoy
1923	Roy W. Johnson	3-5		Ogle Jones
1924	Roy W. Johnson	5-1		Kenneth Grueter
1925	Roy W. Johnson	2-4-1		Hearst Coen
1926	Roy W. Johnson	4-2-1		Appointed by game
1927	Roy W. Johnson	8-0-1		Geard Armstrong
1928	Roy W. Johnson	5-2-1		John Dolzadelli, John P. McFarland
1929	Roy W. Johnson	2-4-2		Jack Fish, James D. Wilson
1930	Roy W. Johnson	4-5		Alfred Seery
1931	Charles Riley	3-3	1-0-1 (3rd)	Appointed by game
1932	Charles Riley	1-6	1-3-1 (6th)	Orie McGuire
1933	Charles Riley	3-4-1	2-2 (5th)	Jack Walton
1934	Gwinn Henry	8-1	3-1 (1st)	Guyton Hays
1935	Gwinn Henry	6-4	3-2 (3rd)	Appointed by game
1936	Gwinn Henry	2-7	1-4 (6th)	Appointed by game
1937	Ted Shipkey	4-4-1	2-3-1 (5th)	William Murphy
1938	Ted Shipkey	8-3	4-2 (3rd)	Appointed by game
1939	Ted Shipkey	8-2	4-2 (2nd)	Appointed by game
1940	Ted Shipkey	5-4	3-2 (4th)	Appointed by game
1941	Ted Shipkey	5-4-1	3-1-1 (4th)	Appointed by game
1942	Willis Barnes	4-5-2	3-4 (6th)	Appointed by game
1943	Willis Barnes	3-2		Appointed by game
1944	Willis Barnes	1-7		Appointed by game
1945	Willis Barnes	6-1-1		Appointed by game
1946	Willis Barnes	5-5-2	4-2-1 (3rd)	Appointed by game
1947	Berl Huffman	4-5-1	1-5-1 (8th)	Lou Cullen, George Hughes
1948	Berl Huffman	2-9	1-6 (8th)	Appointed by game
1949	Berl Huffman	2-8	1-6 (8th)	Appointed by game
1950	Dudley DeGroot	2-8	2-5 (7th)	Appointed by game
1951	Dudley DeGroot	4-7	2-4 (7th)	Appointed by game
1952	Dudley DeGroot	7-2	5-1 (2nd)	Floyd J. Barger, Glenn Campbell
1953	Robert A. Titchenal	5-3-1	3-2-1 (4th)	James Bruening
1954	Robert A. Titchenal	5-5	3-3 (T4th)	Larry White
1955	Robert A. Titchenal	2-8	1-5 (7th)	Jimmy Juarez, Joe Murphy
1956	Dick Clausen	4-6	2-4 (6th)	Appointed by game
1957	Dick Clausen	4-6	2-4 (5th)	Jerry Nesbitt, Glen Hakes
1958	Marv Levy	7-3	5-1 (2nd)	Mason Rose, Don Perkins
1959	Marv Levy	7-3	4-2 (3rd)	John Garber, Don Perkins
1960	Bill Weeks	5-5	4-2 (4th)	George Friberg
1961	Bill Weeks	7-4	3-3 (T3rd)	Jay McNitt, Chuck Cummings
1962	Bill Weeks	7-2-1	2-1-1 (1st)	Bobby Santiago, John Kosor
1963	Bill Weeks	6-4	3-1 (1st)	Eddie Stokes, Scott Henington
1964	Bill Weeks	9-2	3-1 (T1st)	Chuck Kelly, Wayne Tvrdik
1965	Bill Weeks	3-7	2-3 (4th)	Dave Hetteima, Stan Quintana
1966	Bill Weeks	2-8	0-5 (6th)	Wally Seis, Albert O'Neal
1967	Bill Weeks	1-9	0-5 (6th)	Jim Boller, Rex Henington
1968	Rudy Feldman	0-10	0-7 (6th)	David Harris, Ace Hendricks, John Pautsch
1969	Rudy Feldman	4-6	1-5 (7th)	Willie Shaw, Rocky Long
1970	Rudy Feldman	7-3	5-1 (2nd)	Sam Scarber, Rodney Wallace
1971	Rudy Feldman	6-3-2	5-1 (2nd)	Rocky Long, Bob Gaines, Herman Fredenberg
1972	Rudy Feldman	3-8	2-4 (6th)	John Urban, George Oakes
1973	Rudy Feldman	4-7	3-4 (T4th)	Rich Diller, Don Hubbard, Don Woods

Year	Head Coach	All	Conf.	Captains
1974	Bill Mondt	4-6-1	3-4 (T4th)	Appointed by game
1975	Bill Mondt	6-5	4-3 (T4th)	Steve Myer, Randy Rich
1976	Bill Mondt	4-7	3-4 (T5th)	Robin Cole, Dave Green
1977	Bill Mondt	5-7	2-5 (T6th)	Marion Chapman, Preston Dendard
				Jake Gonzales, Smokey Turman
1978	Bill Mondt	7-5	3-3 (4th)	Appointed by game
1979	Bill Mondt	6-6	3-4 (T4th)	Appointed by game
1980	Joe Morrison	4-7	3-4 (7th)	Appointed by game
1981	Joe Morrison	4-7-1	3-4-1 (5th)	Appointed by game
1982	Joe Morrison	10-1	6-1 (2nd)	Appointed by game
1983	Joe Lee Dunn	6-6	4-3 (4th)	Appointed by game
1984	Joe Lee Dunn	4-8	1-7 (T8th)	Appointed by game
1985	Joe Lee Dunn	3-8	2-6 (T7th)	Appointed by game
1986	Joe Lee Dunn	4-8	2-5 (T7th)	Appointed by game
1987	Mike Sheppard	0-11	0-8 (9th)	Kirk Allen, Terence Donaldson, Barry Garrison, Fred Mady
1988	Mike Sheppard	2-10	1-7 (T8th)	John Duff, Scott Howard, Art Martinez, Phillip Vaughan
1989	Mike Sheppard	2-10	0-7 (9th)	Brett Heber, Terance Mathis
1990	Mike Sheppard	2-10	1-6 (8th)	Nate Morris, Jay Schultz
1991	Mike Sheppard	3-9	2-6 (T8th)	John Bell, Kurt Jensen, Eric Morgan, Nate Morris
1992	Dennis Franchione	3-8	2-6 (9th)	Fred Easter, Marcus Goodloe, Kim McCall, Troy Rossean, Steve Slater, Doug Zikan
1993	Dennis Franchione	6-5	4-4 (T6th)	Willie Barry, Stoney Case, Steve Green, Justin Hall, Clint Hall, Tuli Mateialona
1994	Dennis Franchione	5-7	4-4 (T5th)	Justin Hall, Tuli Mateialona, Kenny Thomas, Ray Wilson
1995	Dennis Franchione	4-7	2-6 (T7th)	Stoney Case, Trent Coit, Dan Coverley, Alex Crowder, David Sloan
1996	Dennis Franchione	6-5	3-5 (T5th)	UNM's 12 seniors
1997	Dennis Franchione	9-4	6-2 (1st)	Jeff Houghtaling, Blake Irwin, Daniel Johnson, Donald Sellers, Brandon Turner
1998	Rocky Long	3-9	1-7 (7th)	Billy Austin, Blake Irwin, Graham Leigh, Scott McGarrahan, Chris Shelton
1999	Rocky Long	4-7	3-4 (T5th)	Lennox Gordon, Graham Leigh, Brian Urlacher, Chris Wallace
2000	Rocky Long	5-7	3-4 (T5th)	Jason Carson, Henry Stephens, Brian Urlacher, Martinez Williams
2001	Rocky Long	6-5	4-3 (T3rd)	Mike Barnett, Jarrod Baxter, Henry Stephens
2002	Rocky Long	7-7	5-2 (2nd)	Jarrod Baxter, Rudy Caamano, Mohammed Konte, Brian Johnson, Jeremy Sorenson
2003	Rocky Long	8-5	5-2 (2nd)	Dwight Counter, Hebrews Josue, Casey Kelly, Charles Moss
2004	Rocky Long	7-5	5-2 (2nd)	Terrell Golden, Casey Kelly, Jason Lenzmeier, D.J. Renteria
2005	Rocky Long	6-5	4-4 (T4th)	Josh Bazinet, DonTrell Moore, Nick Speegle, Claude Terrell
2006	Rocky Long	6-7	4-4 (5th)	Hank Baskett III, Mike Mohoric, DonTrell Moore, Marcus Parker
2007	Rocky Long	9-4	5-3 (T3rd)	Quincy Black, Cody Kase, Kole McKamey, Robert Turner
2008	Rocky Long	4-8	2-6 (T6th)	Travis Brown, Cody Kase, Marcus Smith, OJ Swift
2009	Mike Locksley	1-11	1-7 (8th)	Zach Arnett, Rodney Ferguson
2010	Mike Locksley	1-11	1-7 (T8th)	Donovan Porterie, Glover Quin
2011	Mike Locksley	0-4	1-7 (T6th)	Erik Cook, Victor James, Carmen Messina, Frankie Solomon
2012	Bob Davie	4-9	1-7 (T9th)	Byron Bell, Mike Cannon, Seth Johannemann
2013	Bob Davie	3-9	1-7 (6th Mtn)	Bubba Forrest, B.R. Holbrook, Carmen Messina
2014	Bob Davie	4-8	2-6 (5th Mtn)	Kasey Carrier, Joe Stoner, Ugo Uzodinma
2015	Bob Davie	7-6	5-3 (T2nd Mtn)	Dallas Bollema, Kasey Carrier, Dillon Farrell, Jacori Greer
2016	Bob Davie	9-4	6-2 (T1st Mtn)	LaMar Bratton, Dakota Cox, Cole Gautsche
2017	Bob Davie	3-9	1-7 (6th Mtn)	Lamar Jordan, Dakota Cox, Reece White
2018	Bob Davie	3-9	1-7 (6th Mtn)	Lamar Jordan, Blaise Fountain, Jake Apodaca, Daniel Henry
2019	Bob Davie	2-10	0-8 (6th Mtn)	Rothschiller, Alex Hart
2020	Danny Gonzales	2-7	2-5 (10th)	Alex Hart, Aaron Jenkins
2021	Danny Gonzales	3-9	1-7 (6th Mtn)	Alex Hart, Trent Sellers, Aaron Blackwell, Kyle Stapley
				UNM's 12 seniors
				Terry Wilson, Kyle Stapley, Jerrick Reed II, Joey Noble

Border (1931-50)Western Athletic (1962-98) Skyline (1951-61) Mountain West (1999-current)



All-Time Seasons

1892 (0-2 Overall)

Opponent	Result	Date	Site	Attendance	Weather
Albuquerque High School	L, 0-5	Oct. 7	Albuquerque	-----	----
Albuquerque High School	L, 0-8	Oct. 28	Albuquerque	-----	----
Coach: none					
Captain: S.F. Jenkins					

1893 (3-1 Overall)

Opponent	Result	Date	Site	Attendance	Weather
Albuquerque High School	W, 4-0	Nov. 18	Albuquerque	-----	----
Albuquerque Indian School	L, 4-10	Nov. 30	Albuquerque	-----	----
Albuquerque Town Team	W, 6-0	Dec. 25	Albuquerque	-----	----
New Mexico State	W, 25-5	Jan. 1	Albuquerque	-----	----
Coach: none					
Captain: Frederick O. Whiteman					

1894 (1-1-1 Overall)

Opponent	Result	Date	Site	Attendance	Weather
Albuquerque Indian School	L, 0-4	Oct. 27	Albuquerque	-----	----
Albuquerque Indian School	T, 0-0	Nov. 10	Albuquerque	-----	----
Albuquerque Indian School W, 26-4		Nov. 29	Albuquerque	-----	----
Coach: W. A. Zimmer					
Captain: Frederick O. Whiteman					

1895-98 No Varsity

1899 (1-1 Overall)

Opponent	Result	Date	Site	Attendance	Weather
Albuquerque High School	W, 5-0	Nov. 11	Albuquerque	-----	----
Albuquerque High School	L, 0-5	Nov. 30	Albuquerque	-----	----
Coach: none					
Captain: Louie Benjamin					

1900 No Varsity

1901 (0-3-1 Overall)

Opponent	Result	Date	Site	Attendance	Weather
Albuquerque High School	T, 0-0	Nov. 9	Albuquerque	-----	----
New Mexico Highlands	L, 0-32	Nov. 16	Las Vegas, N.M.	-----	----
Albuquerque High School	L, 0-11	Nov. 28	Albuquerque	-----	----
Albuquerque Indian School	L, 7-11	Dec. 7	Albuquerque	-----	----
Coach: Joe Napier					
Captains: Joe Napier and Prane					

1902 No Varsity

1903 (3-0-1 Overall)

Opponent	Result	Date	Site	Attendance	Weather
Albuquerque Minors	W, 8-0	Oct. 3	Albuquerque	-----	----
Albuquerque Indian School W, 11-0		Oct. 12	Albuquerque	-----	----
Albuquerque Minors	T, 0-0	Nov. 7	Albuquerque	-----	----
Santa Fe Indian School	W, 11-0	Nov. 21	Albuquerque	-----	----
Coach: Walter McEwan					
Captain: John A. Cannon					

1904 (1-0 Overall)

Opponent	Result	Date	Site	Attendance	Weather
Menaul High School	W, 11-0	Oct. 19	Albuquerque	-----	----
Coach: Walter McEwan					
Captain: Thomas S. Bell					

1905 (5-1-1 Overall)

Opponent	Result	Date	Site	Attendance	Weather
Menaul High School	T, 5-5	Oct. 7	Albuquerque	-----	----
Albuquerque High School	W, 16-0	Oct. 14	Albuquerque	-----	----
Albuquerque High School	W, 15-0	Oct. 21	Albuquerque	-----	----
Menaul High School	W, 15-0	Oct. 28	Albuquerque	-----	----
Albuquerque Indian School W, 27-0		Nov. 11	Albuquerque	-----	----
Sante Fe Indian School	W, 12-0	Nov. 18	Albuquerque	-----	----
New Mexico State	L, 0-40	Nov. 30	Las Cruces	-----	----
Coach: Martin Angel					
Captain: Wales A. Smith					

1906 (3-1 Overall)

Opponent	Result	Date	Site	Attendance	Weather
Albuquerque Indian School W, 27-5		Oct. 13	Albuquerque	-----	----
New Mexico Mines	W, 5-0	Oct. 27	Albuquerque	-----	----
Santa Fe Indian School	W, 22-0	Nov. 17	Albuquerque	-----	----
New Mexico State	L, 5-25	Nov. 29	Albuquerque	-----	----
Coach: Martin Angel					
Captain: Bernard H. Crawford					

1907 (1-0 Overall)

Opponent	Result	Date	Site	Attendance	Weather
Albuquerque Indian School W, 44-0		Oct. 21	Albuquerque	-----	----
Coach: Martin Angel					
Captain: Walter R. Allen					

1908 (5-1 Overall)

Opponent	Result	Date	Site	Attendance	Weather
Albuquerque Indian School W, 33-0		Oct. 24	Albuquerque	-----	----
Albuquerque Indian School W, 12-6		Oct. 30	Albuquerque	-----	----
New Mexico Mines	W, 30-6	Nov. 7	Albuquerque	-----	----
New Mexico Military	W, 16-12	Nov. 13	Roswell	-----	----
New Mexico State	W, 10-6	Nov. 21	Las Cruces	-----	----
Arizona	L, 6-10	Nov. 26	Albuquerque	-----	----
Coach: H. H. Conwell					
Captain: Walter R. Allen					

1909 (4-2 Overall)

Opponent	Result	Date	Site	Attendance	Weather
El Paso Military	L, 0-11	Oct. 1	El Paso	-----	----
El Paso Military	W, 15-0	Oct. 15	Albuquerque	-----	----
Colorado	L, 0-53	Oct. 23	Boulder	-----	----
New Mexico Military	W, 28-2	Oct. 30	Albuquerque	-----	----
Arizona	W, 23-11	Nov. 13	Tucson	-----	----
New Mexico State	W, 51-0	Nov. 25	Albuquerque	-----	----
Coach: C. L. McBirnie					
Captain: Walter R. Allen					

1910 (0-3 Overall)

Opponent	Result	Date	Site	Attendance	Weather
New Mexico Mines	L, 0-9	Oct. 21	Albuquerque	-----	----
New Mexico Military	L, 0-80	Nov. 4	Roswell	-----	----
Arizona (forfeit)	L, 0-1	Nov. 24	Tucson	-----	----
Coach: Carl Hamilton					
Captain: Walter R. Allen					

1911 (1-3-1 Overall)

Opponent	Result	Date	Site	Attendance	Weather
El Paso Military	L, 0-6	Oct. 29	El Paso	-----	----
New Mexico Military	T, 0-0	Nov. 5	Albuquerque	-----	----
New Mexico State	L, 6-10	Nov. 12	Las Cruces	-----	----
New Mexico Highlands	W, 56-0	Nov. 19	Las Vegas, N.M.	-----	----
Arizona	L, 0-6	Nov. 30	Albuquerque	-----	----
Coach: R. F. Hutchinson					
Captain: James Guy Hamilton					

1912 (0-4 Overall)

Opponent	Result	Date	Site	Attendance	Weather
New Mexico Military	L, 0-20	Nov. 2	Roswell	-----	----
Albuquerque Indian School	L, 6-7	Nov. 9	Albuquerque	-----	----
New Mexico State	L, 0-27	Nov. 16	Albuquerque	-----	----
Arizona	L, 9-22	Nov. 30	Tucson	-----	----
Coach: R. F. Hutchinson					
Captain: H. A. Carlisle					

1913 (3-2 Overall)

Opponent	Result	Date	Site	Attendance	Weather
Menaul High School	W, 28-0	Oct. 18	Albuquerque	-----	----
Albuquerque Indian School W, 44-0		Oct. 25	Albuquerque	-----	----
New Mexico Military	W, 9-7	Nov. 1	Albuquerque	-----	----
New Mexico State	L, 0-13	Nov. 8	Las Cruces	-----	----
Arizona	L, 3-7	Nov. 21	Albuquerque	-----	----
Coach: R. F. Hutchinson					
Captain: F. M. Calkins					

1914 (3-1-1 Overall)

Opponent	Result	Date	Site	Attendance	Weather
New Mexico Military	L, 3-12	Oct. 23	Roswell	-----	----
Albuquerque Indian School W, 46-0		Oct. 31	Albuquerque	-----	----
New Mexico Military	W, 9-7	Nov. 13	Albuquerque	-----	----
Albuquerque Indian School W, 18-7		Nov. 21	Albuquerque	-----	----
New Mexico State	T, 7-7	Dec. 5	Albuquerque	-----	----
Coach: R. F. Hutchinson					
Captain: F. M. Calkins					

1915 (3-1 Overall)

Opponent	Result	Date	Site	Attendance	Weather
New Mexico Military	L, 3-6	Oct. 30	Albuquerque	-----	----
Albuquerque Indian School W, 55-0		Nov. 13	Albuquerque	-----	----
New Mexico State	W, 13-0	Nov. 20	Albuquerque	-----	----
Albuquerque Indian School W, 26-0		Dec. 4	Albuquerque	-----	----
Coach: R. F. Hutchinson					
Captain: Kenneth C. Balcomb					



All-Time Seasons

1916 (3-2 Overall)

Opponent	Result	Date	Site	Attendance	Weather
Colorado College	L, 2-47	Oct. 7	Colorado Springs	-----	----
Colorado School of Mines	L, 0-23	Oct. 14	Albuquerque	-----	----
Northern Arizona	W, 108-0	Nov. 11	Albuquerque	-----	----
Albuquerque Indian School	W, 55-0	Nov. 18	Albuquerque	-----	----
New Mexico State	W, 51-0	Nov. 30	Albuquerque	-----	----

Coach: R. F. Hutchinson
Captain: Carl D. Brorien

1917 (1-2 Overall)

Opponent	Result	Date	Site	Attendance	Weather
Menaul High School	W, 38-0	Oct. 20	Albuquerque	-----	----
Albuquerque High School	L, 6-19	Nov. 3	Albuquerque	-----	----
New Mexico State	L, 3-110	Nov. 24	Las Cruces	-----	----

Coach: Frank E. Worth
Captain: George White

1918 No Varsity

1919 (3-0-2 Overall)

Opponent	Result	Date	Site	Attendance	Weather
New Mexico Mines	W, 55-0	Oct. 18	Albuquerque	-----	----
Colorado School of Mines	T, 0-0	Oct. 25	Albuquerque	-----	----
New Mexico Military	T, 0-0	Nov. 1	Roswell	-----	----
UTEP	W, 57-13	Nov. 8	El Paso	-----	----
New Mexico State	W, 24-2	Nov. 27	Albuquerque	-----	----

Coach: John McGough
Captain: Claude E. Mann

1920 (3-3 Overall)

Opponent	Result	Date	Site	Attendance	Weather
Colorado College	L, 3-42	Oct. 16	Colorado Springs	-----	----
Fort Bliss	W, 12-0	Oct. 30	Albuquerque	-----	----
UTEP	W, 67-0	Nov. 6	Albuquerque	-----	----
New Mexico Military	W, 9-7	Nov. 11	Albuquerque	-----	----
Arizona	L, 7-28	Nov. 20	Tucson	-----	----
New Mexico State	L, 7-14	Dec. 4	Las Cruces	-----	----

Coach: Roy Johnson
Captain: Grant Mann

1921 (2-2 Overall)

Opponent	Result	Date	Site	Attendance	Weather
Colorado College	L, 0-7	Oct. 15	Colorado Springs	-----	----
Fort Bliss	W, 35-0	Nov. 12	Albuquerque	-----	----
Arizona	L, 0-24	Nov. 19	Albuquerque	-----	----
New Mexico State	W, 6-0	Nov. 24	Albuquerque	-----	----

Coach: Roy Johnson
Captain: Frank O. Greenleaf

1922 (3-4 Overall)

Opponent	Result	Date	Site	Attendance	Weather
Albuquerque Indian School	W, 33-0	Sept. 30	Albuquerque	-----	----
Denver	L, 0-41	Oct. 7	Albuquerque	-----	----
Colorado	L, 0-3	Oct. 14	Boulder	-----	----
UTEP	W, 13-0	Oct. 28	Albuquerque	-----	----
West Texas State	W, 12-0	Nov. 4	Albuquerque	-----	----
Arizona	L, 0-10	Nov. 18	Tucson	-----	----
New Mexico State	L, 0-7	Nov. 30	Las Cruces	-----	----

Coach: Roy Johnson
Captain: John Richard Popejoy

1923 (3-5 Overall)

Opponent	Result	Date	Site	Attendance	Weather
New Mexico Highlands	W, 82-7	Sept. 29	Albuquerque	-----	----
Denver	L, 7-10	Oct. 6	Denver	-----	----
Montezuma College	W, 75-6	Oct. 15	Albuquerque	-----	----
West Texas State	L, 8-21	Oct. 20	Canyon	-----	----
UTEP	W, 3-0	Oct. 27	El Paso	-----	----
Arizona	L, 7-14	Nov. 3	Albuquerque	-----	----
New Mexico State	L, 0-6	Nov. 17	Albuquerque	-----	----
Montana State	L, 7-34	Nov. 29	Albuquerque	-----	----

Coach: Roy Johnson
Captain: Ogle Jones

1924 (5-1 Overall)

Opponent	Result	Date	Site	Attendance	Weather
Montezuma College	W, 56-0	Oct. 11	Albuquerque	-----	----
West Texas State	W, 12-6	Oct. 18	Albuquerque	-----	----
UTEP	W, 18-0	Oct. 25	Albuquerque	-----	----
Arizona	W, 3-0	Nov. 11	Tucson	-----	----
New Mexico State	L, 0-6	Nov. 15	Las Cruces	-----	----
Western State	W, 14-0	Nov. 27	Albuquerque	-----	----

Coach: Roy Johnson
Captain: Kenneth Grueter

1925 (2-4-1 Overall)

Opponent	Result	Date	Site	Attendance	Weather
Colorado College	T, 0-0	Oct. 3	Colorado Springs	-----	----
Montezuma College	W, 10-0	Oct. 10	Albuquerque	-----	----
West Texas State	L, 7-9	Oct. 17	Canyon	-----	----
UTEP	L, 2-19	Oct. 24	El Paso	-----	----
Arizona	L, 0-24	Nov. 7	Albuquerque	-----	----
New Mexico State	W, 20-9	Nov. 21	Albuquerque	-----	----
Western State	L, 13-16	Nov. 26	Albuquerque	-----	----

Coach: Roy Johnson
Captain: Hearst Coen

1926 (4-2-1 Overall)

Opponent	Result	Date	Site	Attendance	Weather
New Mexico Mines	W, 20-0	Oct. 2	Albuquerque	-----	----
Montezuma College	W, 41-7	Oct. 9	Albuquerque	-----	----
Texas A&M	L, 0-63	Oct. 16	College Station	-----	----
UTEP	W, 19-7	Oct. 23	Albuquerque	-----	----
Arizona	L, 0-21	Nov. 6	Tucson	-----	----
New Mexico State	T, 6-6	Nov. 13	Las Cruces	-----	----
Western State	W, 35-6	Nov. 20	Albuquerque	-----	----

Coach: Roy Johnson
Captains: appointed by game

1927 (8-0-1 Overall)

Opponent	Result	Date	Site	Attendance	Weather
New Mexico Mines	W, 35-0	Oct. 1	Albuquerque	-----	----
Montezuma College	W, 47-0	Oct. 8	Albuquerque	-----	----
New Mexico Military	W, 26-0	Oct. 15	Albuquerque	-----	----
UTEP	T, 6-6	Oct. 22	El Paso	-----	----
Arizona	W, 7-6	Nov. 5	Albuquerque	-----	----
Northern Arizona	W, 24-7	Nov. 11	Albuquerque	-----	----
New Mexico State	W, 26-9	Nov. 18	Las Cruces	-----	----
Western State	W, 32-0	Nov. 24	Albuquerque	-----	----
New Mexico Highlands	W, 12-0	Dec. 3	Las Vegas, N.M.	-----	----

Coach: Roy Johnson
Captain: Geard Armstrong

1928 (5-2-1 Overall)

Opponent	Result	Date	Site	Attendance	Weather
New Mexico Mines	W, 45-0	Sept. 29	Albuquerque	-----	----
Montezuma College	W, 36-0	Oct. 6	Albuquerque	-----	----
New Mexico Military	L, 6-7	Oct. 13	Albuquerque	-----	----
Northern Arizona	L, 0-12	Oct. 20	Flagstaff	-----	----
New Mexico State	W, 14-13	Oct. 27	Albuquerque	-----	----
Arizona	T, 6-6	Nov. 3	Tucson	-----	----
UTEP	W, 33-0	Nov. 17	Albuquerque	-----	----
Colorado School of Mines	W, 32-13	Nov. 29	Albuquerque	-----	----

Coach: Roy Johnson
Captains: John Dolzadelli, John P. McFarland

1929 (2-4-2 Overall)

Opponent	Result	Date	Site	Attendance	Weather
N.M. Mines	W, 46-0	Oct. 5	Albuquerque	-----	----
Occidental	L, 0-26	Oct. 11	Los Angeles	-----	----
N.M. Military	L, 20-28	Oct. 19	Roswell	-----	----
Northern Arizona	L, 6-26	Nov. 2	Albuquerque	-----	----
Montezuma College	W, 47-0	Nov. 9	Albuquerque	-----	----
New Mexico State	T, 7-7	Nov. 16	Las Cruces	-----	----
Arizona	L, 0-6	Nov. 23	Albuquerque	-----	----
Lombard College	T, 7-7	Nov. 28	Albuquerque	-----	----

Coach: Roy Johnson
Captains: Jack Fish, James D. Wilson

1930 (4-5 Overall)

Opponent	Result	Date	Site	Attendance	Weather
Oklahoma	L, 0-47	Oct. 4	Norman	-----	----
N.M. Highlands	W, 45-0	Oct. 11	Albuquerque	-----	----
N.M. Mines	W, 51-0	Oct. 18	Albuquerque	-----	----
Northern Arizona	W, 25-0	Oct. 25	Flagstaff	-----	----
UTEP	L, 13-20	Nov. 1	Albuquerque	-----	----
New Mexico State	L, 6-14	Nov. 8	Albuquerque	-----	----
Arizona	L, 0-33	Nov. 15	Tucson	-----	----
New Mexico Military	W, 2-0	Nov. 22	Albuquerque	-----	----
Wyoming	L, 6-19	Nov. 29	Albuquerque	-----	----

Coach: Roy Johnson
Captain: Alfred Seery



All-Time Seasons

1931 (3-3-1 Overall, 1-0-1 Border)

Opponent	Result	Date	Site	Attendance	Weather
New Mexico Military	W, 25-0	Oct. 17	Roswell	-----	----
Occidental	W, 14-0	Oct. 24	Albuquerque	-----	----
Northern Arizona	W, 20-6	Oct. 31	Albuquerque	-----	----
New Mexico State	L, 6-13	Nov. 7	Las Cruces	-----	----
Arizona	T, 7-7	Nov. 14	Albuquerque	-----	----
Texas Tech	L, 6-32	Nov. 20	Lubbock	-----	----
Wyoming	L, 2-12	Nov. 26	Albuquerque	-----	----

Coach: Charles Riley

Captains: appointed by game

1932 (1-6-1 Overall, 1-3-1 Border)

Opponent	Result	Date	Site	Attendance	Weather
Northern Arizona	W, 6-0	Oct. 8	Albuquerque	-----	----
Northern Colorado	L, 6-30	Oct. 15	Greeley	-----	----
New Mexico State	T, 7-7	Oct. 22	Albuquerque	-----	----
New Mexico Military	L, 0-7	Oct. 29	Albuquerque	-----	----
Loyola Marymount	L, 0-52	Nov. 4	Los Angeles	-----	----
Arizona	L, 6-13	Nov. 11	Tucson	-----	----
Texas Tech	L, 6-39	Nov. 19	Albuquerque	-----	----
Arizona State	L, 0-40	Dec. 3	Tempe	-----	----

Coach: Charles Riley

Captains: Orie McGuire

1933 (3-4-1 Overall, 2-2 Border)

Opponent	Result	Date	Site	Attendance	Weather
Northern Arizona	L, 0-14	Oct. 6	Albuquerque	-----	----
New Mexico Military	T, 6-6	Oct. 14	Roswell	-----	----
Arizona State	L, 13-26	Oct. 21	Albuquerque	-----	----
Loyola Marymount	L, 7-43	Oct. 28	Albuquerque	-----	----
New Mexico Highlands	W, 45-6	Nov. 4	Albuquerque	-----	----
Arizona	W, 7-0	Nov. 11	Albuquerque	-----	----
New Mexico State	W, 14-7	Nov. 18	Las Cruces	-----	----
Northern Colorado	L, 0-6	Nov. 26	Albuquerque	-----	----

Coach: Charles Riley

Captain: Jack Walton

1934 (8-1 Overall, 3-1 Border)

Border Conference Champions

Opponent	Result	Date	Site	Attendance	Weather
New Mexico Highlands	W, 76-7	Sept. 29	Albuquerque	-----	----
Northern Arizona	W, 33-6	Oct. 5	Albuquerque	-----	----
UTEP	W, 21-15	Oct. 13	El Paso	-----	----
Arizona State	W, 18-12	Oct. 20	Tempe	-----	----
New Mexico Military	W, 26-7	Oct. 27	Albuquerque	-----	----
Arizona	L, 6-14	Nov. 3	Tucson	-----	----
Western New Mexico	W, 26-0	Nov. 12	Albuquerque	-----	----
New Mexico State	W, 12-6	Nov. 17	Albuquerque	-----	----
Colorado College	W, 33-6	Nov. 29	Albuquerque	-----	----

Coach: Gwinn Henry

Captain: Guyton Hays

1935 (6-4 Overall, 3-2 Border)

Opponent	Result	Date	Site	Attendance	Weather
Western New Mexico	W, 46-0	Sept. 21	Albuquerque	-----	----
UTEP	W, 20-0	Sept. 28	Albuquerque	-----	----
Oklahoma	L, 0-25	Oct. 5	Norman	-----	----
Colorado College	W, 13-0	Oct. 12	Colorado Springs	-----	----
Northern Arizona	W, 20-0	Oct. 19	Albuquerque	-----	----
New Mexico Military	W, 21-0	Oct. 26	Roswell	-----	----
Arizona State	W, 13-0	Nov. 2	Albuquerque	-----	----
New Mexico State	L, 0-32	Nov. 11	Las Cruces	-----	----
Arizona	L, 6-38	Nov. 23	Albuquerque	-----	----
Colorado State	L, 6-7	Nov. 28	Albuquerque	-----	----

Coach: Gwinn Henry

Captains: appointed by game

1936 (2-7 Overall, 1-4 Border)

Opponent	Result	Date	Site	Attendance	Weather
Western New Mexico	L, 0-6	Sept. 26	Albuquerque	-----	----
Colorado State	L, 7-9	Oct. 3	Fort Collins	-----	----
West Texas State	L, 7-13	Oct. 10	Albuquerque	-----	----
UTEP	L, 7-12	Oct. 17	El Paso	-----	----
New Mexico Military	W, 13-7	Oct. 24	Albuquerque	-----	----
Arizona State	L, 6-7	Oct. 31	Tempe	-----	----
Arizona	L, 0-28	Nov. 7	Tucson	-----	----
New Mexico State	L, 6-7	Nov. 14	Albuquerque	-----	----
Northern Arizona	W, 15-6	Nov. 26	Albuquerque	-----	----

Coach: Gwinn Henry

Captains: appointed by game

1937 (4-4-1 Overall, 2-3-1 Border)

Opponent	Result	Date	Site	Attendance	Weather
Western New Mexico	W, 14-0	Sept. 25	Albuquerque	-----	----
Denver	L, 0-12	Oct. 1	Denver	-----	----
New Mexico State	L, 0-5	Oct. 8	Las Cruces	-----	----
UTEP	T, 7-7	Oct. 16	Albuquerque	-----	----
Texas Tech	L, 0-27	Oct. 23	Lubbock	-----	----
Arizona State	W, 15-7	Oct. 30	Albuquerque	-----	----
Colorado State	W, 26-6	Nov. 6	Colorado Springs	-----	----
Arizona	L, 0-23	Nov. 13	Albuquerque	-----	----
Northern Arizona	W, 7-6	Nov. 25	Albuquerque	-----	----

Coach: Ted Shipkey

Captain: William Murphy

1938 (8-3 Overall, 4-2 Border)

Opponent	Result	Date	Site	Attendance	Weather
Western New Mexico	W, 40-0	Sept. 23	Albuquerque	-----	----
Arizona State	W, 21-0	Sept. 30	Albuquerque	-----	----
Colorado College	W, 45-0	Oct. 7	Albuquerque	-----	----
UTEP	L, 6-7	Oct. 15	El Paso	-----	----
Northern Arizona	W, 20-0	Oct. 22	Flagstaff	-----	----
Arizona	W, 20-7	Oct. 29	Albuquerque	-----	----
Denver	W, 7-6	Nov. 5	Albuquerque	-----	----
New Mexico State	W, 6-2	Nov. 12	Albuquerque	-----	----
Texas Tech	L, 7-17	Nov. 19	Albuquerque	-----	----
Colorado State	W, 27-7	Nov. 24	Albuquerque	-----	----
Utah (Sun Bowl)	L, 0-26	Jan. 1	El Paso	-----	----

Coach: Ted Shipkey

Captains: appointed by game

1939 (8-2 Overall, 4-2 Border)

Opponent	Result	Date	Site	Attendance	Weather
Western New Mexico	W, 29-7	Sept. 22	Albuquerque	-----	----
Wyoming	W, 34-7	Sept. 29	Albuquerque	-----	----
Denver	W, 7-6	Oct. 6	Denver	-----	----
UTEP	W, 14-0	Oct. 12	Albuquerque	-----	----
Texas Tech	L, 7-19	Oct. 21	Lubbock	-----	----
Northern Arizona	W, 33-0	Oct. 27	Albuquerque	-----	----
New Mexico State	W, 9-6	Nov. 10	Las Cruces	-----	----
Arizona State	L, 6-28	Nov. 18	Tempe	-----	----
Arizona	W, 7-6	Nov. 25	Albuquerque	-----	----
Colorado State	W, 21-19	Nov. 30	Albuquerque	-----	----

Coach: Ted Shipkey

Captains: appointed by game

1940 (5-4 Overall, 3-2 Border)

Opponent	Result	Date	Site	Attendance	Weather
Wyoming	L, 3-7	Sept. 28	Laramie	-----	----
Western New Mexico	W, 28-0	Oct. 4	Albuquerque	-----	----
Arizona State	L, 6-13	Oct. 11	Albuquerque	-----	----
UTEP	L, 7-9	Oct. 19	El Paso	-----	----
Colorado State	L, 6-7	Oct. 26	Denver	-----	----
New Mexico State	W, 39-6	Nov. 9	Albuquerque	-----	----
Northern Arizona	W, 45-26	Nov. 16	Albuquerque	-----	----
Arizona	W, 13-12	Nov. 23	Tucson	-----	----
Texas Tech (18)	W, 19-14	Nov. 30	Albuquerque	-----	----

Coach: Ted Shipkey

Captains: appointed by game

1941 (5-4-1 Overall, 3-1-1 Border)

Opponent	Result	Date	Site	Attendance	Weather
Northern Arizona	W, 12-6	Sept. 26	Albuquerque	-----	----
UTEP	W, 16-14	Oct. 4	Albuquerque	-----	----
Arizona State	T, 0-0	Oct. 11	Tempe	-----	----
Arizona	L, 6-31	Oct. 18	Albuquerque	-----	----
Texas Tech	L, 0-36	Oct. 24	Lubbock	-----	----
Nevada	W, 23-7	Nov. 1	Albuquerque	-----	----
New Mexico State	W, 28-0	Nov. 8	Las Cruces	-----	----
Marquette	L, 0-34	Nov. 15	Milwaukee	-----	----
Loyola-Marymount	L, 3-7	Nov. 22	Albuquerque	-----	----
Wyoming	W, 28-0	Nov. 29	Albuquerque	-----	----

Coach: Ted Shipkey

Captains: appointed by game

1942 (4-5-2 Overall, 3-4 Border)

Opponent	Result	Date	Site	Attendance	Weather
Kirtland Air Force Base	W, 7-6	Sept. 19	Albuquerque	-----	----
Northern Arizona	W, 26-6	Sept. 26	Albuquerque	-----	----
UTEP	L, 0-7	Oct. 2	El Paso	-----	----
New Mexico State	W, 32-0	Oct. 10	Albuquerque	-----	----
Colorado	L, 0-12	Oct. 17	Boulder	-----	----
Texas Tech	L, 0-12	Oct. 24	Albuquerque	-----	----
Nevada	T, 0-0	Oct. 31	Reno	-----	----
Arizona	L, 13-14	Nov. 7	Tucson	-----	----
West Texas State	L, 7-14	Nov. 14	Albuquerque	-----	----



All-Time Seasons

Loyola-Marymount	T, 14-14	Nov. 21	Los Angeles	-----	----
Arizona State	W, 35-7	Nov. 28	Albuquerque	-----	----

Coach: Willis Barnes
Captains: appointed by game

1943 (3-2 Overall)

Opponent	Result	Date	Site	Attendance	Weather
Colorado College	L, 7-20	Sept. 25	Colorado Springs	-----	----
Kirtland Air Force Base	W, 19-13	Oct. 2	Albuquerque	-----	----
Northern Arizona	W, 26-6	Oct. 16	Albuquerque	-----	----
Denver	W, 33-13	Nov. 13	Denver	-----	----
Southwestern (TX) (Sun Bowl)	L, 0-7	Jan. 1	El Paso	-----	----

Coach: Willis Barnes

Captains: appointed by game

1944 (1-7 Overall)

Opponent	Result	Date	Site	Attendance	Weather
Amarillo Air Force Base	L, 2-21	Sept. 16	Albuquerque	-----	----
Northern Arizona	W, 47-14	Sept. 23	Albuquerque	-----	----
Colorado College	L, 7-25	Sept. 30	Albuquerque	-----	----
West Texas State	L, 0-6	Oct. 7	Albuquerque	-----	----
Second Army Air Force	L, 6-89	Oct. 14	El Paso	-----	----
Colorado	L, 0-39	Nov. 4	Pueblo	-----	----
Denver	L, 6-41	Nov. 11	Albuquerque	-----	----
Texas Tech	L, 7-13	Nov. 18	Lubbock	-----	----

Coach: Willis Barnes

Captains: appointed by game

1945 (6-1-1 Overall)

Opponent	Result	Date	Site	Attendance	Weather
Eastern New Mexico	W, 78-0	Sept. 22	Albuquerque	-----	----
Lubbock Air Force Base	W, 39-0	Sept. 29	Albuquerque	-----	----
West Texas State	W, 13-0	Oct. 6	Canyon	-----	----
Colorado College	W, 6-4	Oct. 13	Colorado Springs	-----	----
Colorado	W, 12-6	Nov. 3	Albuquerque	-----	----
Utah	L, 20-21	Nov. 10	Albuquerque	-----	----
Texas Tech	T, 6-6	Nov. 21	Albuquerque	-----	----
Denver (Sun Bowl)	W, 34-24	Jan. 1	El Paso	-----	----

Coach: Willis Barnes

Captains: appointed by game

1946 (5-5-2 Overall, 4-2-1 Border)

Opponent	Result	Date	Site	Attendance	Weather
Northern Arizona	W, 12-7	Sept. 21	Albuquerque	-----	----
Utah	L, 14-56	Sept. 28	Salt Lake City	-----	----
West Texas State	W, 6-0	Oct. 4	Albuquerque	-----	----
New Mexico State	W, 7-6	Oct. 12	Las Cruces	-----	----
Hardin-Simmons	L, 0-49	Oct. 18	Albuquerque	-----	----
Colorado	L, 13-14	Oct. 26	Boulder	-----	----
UTEP	W, 21-13	Nov. 2	Albuquerque	-----	----
Texas Tech	L, 0-27	Nov. 9	Albuquerque	-----	----
Arizona	T, 13-13	Nov. 16	Albuquerque	-----	----
Kansas State	W, 14-7	Nov. 23	Albuquerque	-----	----
Lei Alums (Pineapple Bowl)	L, 14-19	Dec. 22	Honolulu	-----	----
Montana State (Harbor Bowl)	T, 13-13	Jan. 1	San Diego	-----	----

Coach: Willis Barnes

Captains: appointed by game

1947 (4-5-1 Overall, 1-5-1 Border)

Opponent	Result	Date	Site	Attendance	Weather
Arizona State	L, 12-25	Sept. 27	Albuquerque	-----	----
Kansas State	W, 20-18	Oct. 4	Manhattan	-----	----
New Mexico State	W, 20-0	Oct. 11	Albuquerque	-----	----
Hardin-Simmons	L, 7-33	Oct. 18	Abilene	-----	----
Arizona	L, 12-22	Oct. 25	Tucson	-----	----
UTEP	T, 20-20	Nov. 1	El Paso	-----	----
Fresno State	W, 34-3	Nov. 8	Albuquerque	-----	----
Drake	W, 8-7	Nov. 15	Albuquerque	-----	----
Texas Tech	L, 20-26	Nov. 22	Albuquerque	-----	----
West Texas State	L, 18-28	Nov. 29	Albuquerque	-----	----

Coach: Berl Huffman

Captains: Lou Cullen, George Hughes

1948 (2-9 Overall, 1-6 Border)

Opponent	Result	Date	Site	Attendance	Weather
Colorado	W, 9-6	Sept. 25	Boulder	-----	----
Texas	L, 0-47	Oct. 2	Austin	-----	----
New Mexico State	W, 61-0	Oct. 9	Albuquerque	-----	----
Hardin-Simmons	L, 19-28	Oct. 16	Albuquerque	-----	----
UTEP	L, 13-27	Oct. 23	Albuquerque	-----	----
Fresno State	L, 14-20	Oct. 30	Fresno	-----	----
Arizona	L, 6-14	Nov. 6	Albuquerque	-----	----
Drake	L, 0-14	Nov. 13	Des Moines	-----	----
Texas Tech	L, 7-14	Nov. 20	Lubbock	-----	----
West Texas State	L, 0-19	Nov. 27	Canyon	-----	----

Arizona State	L, 17-28	Dec. 14	Tempe	-----	----
---------------	----------	---------	-------	-------	------

Coach: Berl Huffman
Captains: appointed by game

1949 (2-8 Overall, 1-6 Border)

Opponent	Result	Date	Site	Attendance	Weather
Wyoming	L, 14-41	Sept. 24	Albuquerque	-----	----
New Mexico State	W, 14-13	Sept. 30	Las Cruces	-----	----
Rice	L, 0-55	Oct. 8	Houston	-----	----
Hardin-Simmons	L, 7-34	Oct. 15	Odessa	-----	----
UTEP	L, 0-7	Oct. 22	El Paso	-----	----
Arizona State	L, 19-28	Oct. 29	Albuquerque	-----	----
Arizona	L, 14-46	Nov. 5	Tucson	-----	----
Colorado	W, 17-15	Nov. 12	Albuquerque	-----	----
Texas Tech	L, 0-27	Nov. 19	Albuquerque	-----	----
West Texas State	L, 3-41	Nov. 26	Albuquerque	-----	----

Coach: Berl Huffman

Captains: appointed by game

1950 (2-8 Overall, 2-5 Border)

Opponent	Result	Date	Site	Attendance	Weather
Northern Arizona	W, 78-0	Sept. 23	Albuquerque	-----	----
Arizona State	L, 0-41	Sept. 30	Tempe	-----	----
New Mexico State	W, 26-13	Oct. 7	Albuquerque	-----	----
West Texas State	L, 6-45	Oct. 14	Amarillo	-----	----
UTEP	L, 13-41	Oct. 21	Albuquerque	-----	----
Wyoming	L, 0-44	Oct. 28	Laramie	-----	----
Arizona	L, 0-38	Nov. 4	Albuquerque	-----	----
Army (1)	L, 0-51	Nov. 11	West Point	-----	----
Bradley	L, 19-20	Nov. 18	Albuquerque	-----	----
Texas Tech	L, 12-37	Nov. 25	Lubbock	-----	----

Coach: Dudley DeGroot

Captains: appointed by game

1951 (4-7 Overall, 2-4 Skyline)

Opponent	Result	Date	Site	Attendance	Weather
Northern Arizona	W, 55-6	Sept. 22	Albuquerque	-----	----
Montana	L, 7-25	Sept. 29	Missoula	-----	----
New Mexico State	W, 20-0	Oct. 6	Las Cruces	-----	----
Denver	L, 17-33	Oct. 13	Denver	-----	----
UTEP	L, 7-32	Oct. 20	El Paso	-----	----
Colorado State	L, 15-20	Oct. 27	Albuquerque	-----	----
Arizona	L, 20-32	Nov. 3	Tucson	-----	----
Wyoming	L, 7-41	Nov. 10	Albuquerque	-----	----
Brigham Young	W, 34-0	Nov. 17	Albuquerque	-----	----
Texas Tech	L, 14-60	Nov. 24	Albuquerque	-----	----
Utah State	W, 17-13	Dec. 1	Albuquerque	-----	----

Coach: Dudley DeGroot

Captains: appointed by game

1952 (7-2 Overall, 5-1 Skyline)

Opponent	Result	Date	Site	Attendance	Weather
Brigham Young	L, 10-14	Sept. 27	Provo	-----	----
New Mexico State	W, 23-0	Oct. 4	Albuquerque	-----	----
Wyoming	W, 7-0	Oct. 18	Laramie	-----	----
UTEP	W, 14-13	Oct. 25	El Paso	-----	----
Arizona	L, 7-13	Nov. 1	Albuquerque	-----	----
Denver	W, 15-0	Nov. 8	Denver	-----	----
Colorado State	W, 3-0	Nov. 15	Albuquerque	-----	----
Montana	W, 12-6	Nov. 22	Albuquerque	-----	----
Utah State	W, 28-0	Dec. 6	Albuquerque	-----	----

Coach: Dudley DeGroot

Captains: Floyd J. Barger, Glenn Campbell

1953 (5-3-1 Overall, 3-2-1 Skyline)

Opponent	Result	Date	Site	Attendance	Weather
Utah State	L, 0-6	Sept. 26	Logan	-----	----
Brigham Young	T, 12-12	Oct. 3	Albuquerque	-----	----
Arizona	L, 0-20	Oct. 10	Tucson	-----	----
San Diego State	W, 41-12	Oct. 17	Albuquerque	-----	----
Montana	W, 41-13	Oct. 24	Missoula	-----	----
Denver	W, 20-18	Oct. 31	Albuquerque	-----	----
New Mexico State	W, 28-6	Nov. 7	Las Cruces	-----	----
Wyoming	W, 9-7	Nov. 14	Albuquerque	-----	----
Colorado State	L, 3-9	Nov. 21	Fort Collins	-----	----

Coach: Bob Titchenal

Captain: James Bruening



All-Time Seasons

1954 (5-5 Overall, 3-3 Skyline)

Opponent	Result	Date	Site	Attendance	Weather
Brigham Young	W, 21-12	Sept. 18	Provo	-----	----
San Diego State	W, 28-7	Sept. 25	San Diego	-----	----
Utah State	L, 0-6	Oct. 2	Albuquerque	-----	----
Wyoming	L, 7-9	Oct. 16	Laramie	-----	----
Arizona	L, 7-41	Oct. 23	Albuquerque	-----	----
Denver	L, 6-19	Oct. 29	Denver	-----	----
Montana	W, 20-14	Nov. 6	Albuquerque	-----	----
Colorado State	W, 10-7	Nov. 13	Albuquerque	-----	----
New Mexico State	W, 39-27	Nov. 20	Albuquerque	-----	----
San Jose State	L, 14-26	Nov. 27	San Jose	-----	----

Coach: Bob Titcher
Captain: Larry White

1955 (2-8 Overall, 1-5 Skyline)

Opponent	Result	Date	Site	Attendance	Weather
New Mexico State	W, 14-7	Sept. 17	Albuquerque	-----	----
Colorado State	L, 0-25	Sept. 24	Fort Collins	-----	----
UTEP	L, 0-34	Oct. 1	Albuquerque	-----	----
Utah State	L, 0-18	Oct. 8	Logan	-----	----
San Jose State	L, 0-14	Oct. 15	Albuquerque	-----	----
Montana	L, 14-19	Oct. 22	Missoula	-----	----
Denver	L, 6-33	Oct. 29	Albuquerque	-----	----
Wyoming	L, 0-20	Nov. 12	Albuquerque	-----	----
Arizona	L, 6-27	Nov. 19	Tucson	-----	----
Brigham Young	W, 21-16	Nov. 26	Albuquerque	-----	----

Coach: Bob Titcher
Captains: Jimmy Juarez, Joe Murphy

1956 (4-6 Overall, 2-4 Skyline)

Opponent	Result	Date	Site	Attendance	Weather
New Mexico State	W, 14-6	Sept. 22	Las Cruces	-----	----
Utah State	W, 27-19	Sept. 29	Albuquerque	-----	----
UTEP	L, 0-34	Oct. 6	El Paso	-----	----
Wyoming	L, 13-20	Oct. 13	Laramie	-----	----
Arizona	L, 12-26	Oct. 20	Albuquerque	-----	----
Denver	L, 24-20	Oct. 26	Denver	-----	----
Brigham Young	L, 12-33	Nov. 3	Provo	-----	----
Montana	W, 14-13	Nov. 17	Albuquerque	-----	----
San Diego State	W, 34-6	Nov. 24	Albuquerque	-----	----
Colorado State	L, 27-28	Dec. 1	Albuquerque	-----	----

Coach: Dick Clausen
Captains: appointed by game

1957 (4-6 Overall, 2-4 Skyline)

Opponent	Result	Date	Site	Attendance	Weather
New Mexico State	W, 25-7	Sept. 21	Albuquerque	-----	----
Colorado State	W, 30-7	Sept. 28	Fort Collins	-----	----
UTEP	L, 13-15	Oct. 5	Albuquerque	-----	----
Utah State	W, 14-10	Oct. 12	Logan	-----	----
Arizona	W, 27-0	Oct. 19	Tucson	-----	----
Montana	L, 6-21	Oct. 26	Missoula	-----	----
Denver	L, 0-19	Nov. 1	Albuquerque	-----	----
Wyoming	L, 13-20	Nov. 16	Albuquerque	-----	----
Air Force	L, 0-31	Nov. 23	Colorado Springs	-----	----
Brigham Young	L, 12-14	Nov. 30	Albuquerque	-----	----

Coach: Dick Clausen
Captains: Jerry Nesbitt, Glen Hakes

1958 (7-3 Overall, 5-1 Skyline)

Opponent	Result	Date	Site	Attendance	Weather
New Mexico State	W, 16-7	Sept. 20	Las Cruces	-----	----
UTEP	L, 7-15	Sept. 27	El Paso	-----	----
Montana	W, 44-16	Oct. 4	Albuquerque	-----	----
Utah State	W, 34-14	Oct. 11	Albuquerque	-----	----
Arizona	W, 33-13	Oct. 18	Albuquerque	-----	----
Wyoming	W, 13-12	Oct. 25	Laramie	-----	----
Denver	W, 21-15	Oct. 31	Denver	-----	----
Brigham Young	L, 19-36	Nov. 8	Provo	-----	----
Colorado State	W, 17-12	Nov. 15	Albuquerque	-----	----
Air Force (9)	L, 7-45	Nov. 22	Albuquerque	-----	----

Coach: Marv Levy
Captains: Mason Rose, Don Perkins

1959 (7-3 Overall, 4-2 Skyline)

Opponent	Result	Date	Site	Attendance	Weather
New Mexico State	L, 12-29	Sept. 19	Albuquerque	17,500	----
Colorado State	L, 9-14	Sept. 26	Fort Collins	-----	50F
UTEP	W, 17-7	Oct. 3	Albuquerque	11,037	----
Utah State	W, 28-6	Oct. 10	Logan	4,049	Overcast, 56F
Arizona	W, 28-7	Oct. 17	Tucson	-----	----
Montana	W, 55-14	Oct. 24	Missoula	2,900	Rain
Denver	W, 42-0	Oct. 31	Albuquerque	-----	----
Brigham Young	W, 21-6	Nov. 7	Albuquerque	-----	----

Wyoming	L, 20-25	Nov. 14	Albuquerque	15,000	----
Air Force	W, 28-27	Nov. 21	Denver	-----	58F

Coach: Marv Levy
Captains: John Garber, Don Perkins

1960 (5-5 Overall, 4-2 Skyline)

Opponent	Result	Date	Site	Attendance	Weather
University of Mexico	W, 77-6	Sept. 17	Albuquerque	24,085	----
Wyoming	L, 3-13	Sept. 24	Laramie	-----	----
UTEP	L, 17-23	Oct. 1	El Paso	-----	----
New Mexico State	L, 0-34	Oct. 8	Albuquerque	-----	----
Utah State	L, 7-46	Oct. 15	Albuquerque	-----	----
Arizona	L, 14-26	Oct. 22	Albuquerque	-----	----
Denver	W, 41-6	Oct. 28	Denver	-----	Overcast, 47F
Brigham Young	W, 27-15	Nov. 5	Provo	-----	----
Colorado State	W, 24-6	Nov. 12	Albuquerque	-----	----
Montana	W, 24-7	Nov. 19	Albuquerque	-----	----

Coach: Bill Weeks
Captain: George Friberg

1961 (7-4 Overall, 3-3 Skyline)

Opponent	Result	Date	Site	Attendance	Weather
New Mexico State	W, 41-7	Sept. 23	Albuquerque	-----	----
Montana	L, 8-40	Sept. 30	Missoula	-----	----
UTEP	W, 7-6	Oct. 7	Albuquerque	16,815	----
Utah State	L, 7-41	Oct. 14	Logan	8,051	----
Arizona	L, 21-22	Oct. 21	Tucson	-----	72F
Air Force	W, 21-6	Oct. 28	Albuquerque	17,130	----
Utah	W, 21-16	Nov. 4	Albuquerque	15,770	----
Wyoming	L, 7-33	Nov. 11	Albuquerque	20,113	----
Colorado State	W, 20-8	Nov. 18	Fort Collins	-----	----
Brigham Young	W, 34-6	Nov. 25	Albuquerque	11,020	----
Western Michigan (Aviation Bowl)	W, 28-12	Dec. 9	Dayton	3,500	----

Coach: Bill Weeks
Captains: Jay McNitt, Chuck Cummings

1962 (7-2-1 Overall, 2-1-1 WAC)

Opponent	Result	Date	Site	Attendance	Weather
New Mexico State	W, 28-17	Sept. 15	Albuquerque	28,500	----
Wyoming	W, 25-21	Sept. 22	Laramie	-----	----
Arizona	W, 35-25	Sept. 29	Albuquerque	-----	----
UTEP	L, 14-16	Oct. 6	El Paso	-----	----
Utah State	W, 14-13	Oct. 13	Albuquerque	-----	----
Utah	T, 7-7	Oct. 20	Salt Lake	20,265	----
San Jose State	W, 25-13	Oct. 27	San Jose	-----	----
Brigham Young	L, 0-27	Nov. 3	Provo	14,273	Sunny, 69F
Colorado State	W, 21-8	Nov. 10	Albuquerque	-----	----
Montana	W, 41-12	Nov. 17	Albuquerque	16,146	----

Coach: Bill Weeks
Captains: Bobby Santiago, John Kosor

1963 (6-4 Overall, 3-1 WAC)

Opponent	Result	Date	Site	Attendance	Weather
UTEP	W, 23-7	Sept. 28	Albuquerque	26,836	----
Utah	L, 6-19	Oct. 5	Albuquerque	-----	----
Utah State	L, 14-47	Oct. 12	Logan	9,021	Rain, 62F
New Mexico State	L, 12-13	Oct. 19	Las Cruces	-----	----
Montana	W, 24-6	Oct. 26	Albuquerque	-----	----
Colorado State	W, 25-0	Nov. 2	Fort Collins	7,500	67F
Wyoming	W, 17-6	Nov. 9	Albuquerque	-----	----
Air Force	L, 8-30	Nov. 16	Albuquerque	29,004	64F
Brigham Young	W, 26-0	Nov. 30	Albuquerque	14,699	53F
Arizona	W, 22-15	Dec. 7	Tucson	17,000	67F

Coach: Bill Weeks
Captains: Eddie Stokes, Scott Henington

1964 (9-2 Overall, 3-1 WAC)

Opponent	Result	Date	Site	Attendance	Weather
Utah	L, 0-16	Sept. 19	Salt Lake	-----	----
Montana	W, 20-10	Sept. 26	Albuquerque	24,805	----
Brigham Young	W, 26-14	Oct. 2	Provo	33,610	55F
Arizona	W, 10-7	Oct. 10	Albuquerque	20,844	----
Utah State	L, 3-14	Oct. 17	Albuquerque	28,537	----
New Mexico State	W, 18-14	Oct. 24	Albuquerque	13,583	----
Wyoming	W, 17-6	Oct. 31	Laramie	18,107	^48F
UTEP	W, 20-12	Nov. 7	El Paso	15,038	----
Colorado State	W, 42-9	Nov. 14	Albuquerque	24,732	----
Hawai'i	W, 20-0	Nov. 20	Honolulu	5,000	----
Kansas State	W, 9-7	Nov. 28	Albuquerque	-----	----

Coach: Bill Weeks
Captains: Chuck Kelly, Wayne Trdrik



All-Time Seasons

1965 (3-7 Overall, 2-3 WAC)

Opponent	Result	Date	Site	Attendance	Weather
UTEP	L, 14-35	Sept. 25	Albuquerque	29,952	69F
Colorado State	L, 22-27	Oct. 2	Fort Collins	13,500	55F
Arizona	W, 24-2	Oct. 9	Tucson	33,700	86F
Utah	W, 13-10	Oct. 16	Albuquerque	24,973	----
Arizona State	L, 14-27	Oct. 23	Tempe	24,182	----
San Jose State	L, 7-27	Oct. 30	Albuquerque	17,948	----
Wyoming	L, 9-27	Nov. 6	Albuquerque	19,318	----
New Mexico State	L, 6-20	Nov. 13	Las Cruces	17,500	----
Iowa State	W, 10-9	Nov. 20	Albuquerque	17,346	----
Brigham Young	L, 8-42	Nov. 27	Albuquerque	14,289	42F

Coach: Bill Weeks

Captains: Stan Quintana, Dave Hettema

1966 (2-8 Overall, 0-5 WAC)

Opponent	Result	Date	Site	Attendance	Weather
Utah State	W, 17-8	Sept. 17	Albuquerque	20,570	----
Kansas State	W, 28-8	Sept. 24	Manhattan	15,300	^89F
UTEP	L, 3-51	Oct. 1	El Paso	34,459	64F
Arizona	L, 15-36	Oct. 8	Albuquerque	22,075	65F
Wyoming	L, 7-37	Oct. 15	Laramie	12,467	38F
Brigham Young	L, 6-33	Oct. 22	Albuquerque	18,524	65F
Utah	L, 0-27	Oct. 29	Salt Lake City	21,088	70F
Colorado State	L, 6-45	Nov. 5	Albuquerque	16,855	59F
New Mexico State	L, 12-47	Nov. 12	Albuquerque	12,272	55F
Arizona State	L, 7-28	Nov. 19	Tempe	25,111	----

Coach: Bill Weeks

Captains: Wally Seis, Albert O'Neal

1967 (1-9 Overall, 0-5 WAC)

Opponent	Result	Date	Site	Attendance	Weather
Idaho State	W, 24-3	Sept. 16	Albuquerque	16,993	----
Brigham Young	L, 14-44	Sept. 23	Provo	26,558	Clear, 68F
Iowa State	L, 12-17	Sept. 30	Ames	22,000	72F
Utah	L, 27-42	Oct. 7	Albuquerque	13,880	----
Arizona State	L, 23-56	Oct. 14	Albuquerque	17,858	----
San Jose State	L, 14-52	Oct. 21	San Jose	13,700	----
UTEP	L, 12-75	Oct. 27	Albuquerque	10,196	----
Arizona	L, 13-48	Nov. 4	Tucson	20,000	69F
Wyoming (7)	L, 6-42	Nov. 11	Albuquerque	14,030	----
New Mexico State	L, 7-54	Nov. 18	Albuquerque	9,079	----

Coach: Bill Weeks

Captains: Jim Boller, Rex Hennington

1968 (0-10 Overall, 0-7 WAC)

Opponent	Result	Date	Site	Attendance	Weather
Colorado State	L, 13-21	Sept. 14	Albuquerque	17,401	75F
UTEP	L, 15-44	Sept. 21	El Paso	25,200	82F
Arizona	L, 8-19	Sept. 28	Albuquerque	13,735	76F
Kansas (8)	L, 7-68	Oct. 5	Lawrence	21,000	----
Utah	L, 7-30	Oct. 12	Salt Lake	22,329	----
San Jose State	L, 24-55	Oct. 19	Albuquerque	11,903	----
Wyoming	L, 6-35	Oct. 26	Laramie	19,169	----
Arizona State	L, 28-63	Nov. 2	Tempe	26,342	----
New Mexico State	L, 6-33	Nov. 16	Albuquerque	8,791	Overcast, 51F
Brigham Young	L, 6-35	Nov. 23	Albuquerque	6,950	65F

Coach: Rudy Feldman

Captains: David Harris, Ace Hendricks, John Pautsch

1969 (4-6 Overall, 1-5 WAC)

Opponent	Result	Date	Site	Attendance	Weather
Army	L, 14-31	Sept. 20	West Point	25,000	64F
UTEP	L, 6-21	Sept. 27	Albuquerque	22,518	79F
Kansas	W, 16-7	Oct. 4	Albuquerque	13,338	59F
Brigham Young	L, 15-41	Oct. 11	Provo	25,565	Cloudy, 45F
Utah	L, 0-24	Oct. 18	Albuquerque	13,681	68F
Arizona	L, 28-52	Oct. 25	Tucson	31,500	72F
San Jose State	W, 27-24	Nov. 1	San Jose	9,132	Clear, 80F
Arizona State	L, 17-48	Nov. 8	Albuquerque	10,864	----
Wyoming	W, 24-12	Nov. 15	Albuquerque	12,707	----
New Mexico State	W, 24-21	Nov. 22	Las Cruces	14,078	----

Coach: Rudy Feldman

Captains: Willie Shaw, Rocky Long

1970 (7-3 Overall, 5-1 WAC)

Opponent	Result	Date	Site	Attendance	Weather
Iowa State	L, 3-32	Sept. 19	Albuquerque	17,459	Rain, 72F
Utah	W, 34-28	Sept. 26	Salt Lake City	22,582	-----
Kansas	L, 23-49	Oct. 3	Lawrence	41,000	64F
San Jose State	W, 48-25	Oct. 10	Albuquerque	15,537	64F
New Mexico State	W, 24-17	Oct. 17	Albuquerque	17,892	43F
Wyoming	W, 17-7	Oct. 24	Laramie	16,589	^49F
UTEP	W, 35-16	Oct. 31	El Paso	13,503	62F
Arizona	W, 35-7	Nov. 7	Albuquerque	18,374	62F

Brigham Young	W, 51-8	Nov. 14	Albuquerque	17,561	45F
Arizona State (9)	L, 21-33	Nov. 21	Tempe	51,283	----

Coach: Rudy Feldman

Captains: Sam Scarber, Rodney Wallace

1971 (6-3-2 Overall, 5-1 WAC)

Opponent	Result	Date	Site	Attendance	Weather
Texas Tech	W, 13-10	Sept. 18	Lubbock	37,200	Rain, 46F
Iowa State	L, 20-44	Sept. 25	Albuquerque	27,231	70F
Brigham Young	W, 14-0	Oct. 1	Provo	25,299	Cloudy, 40F
New Mexico State	T, 35-35	Oct. 9	Albuquerque	26,882	65F
San Jose State	T, 21-21	Oct. 16	San Jose	15,374	50F
Arizona State (14)	L, 28-60	Oct. 23	Albuquerque	24,200	60F
Arizona	W, 34-28	Oct. 30	Tucson	30,000	38F
Utah	W, 57-39	Nov. 6	Albuquerque	15,758	62F
UTEP	W, 49-13	Nov. 13	Albuquerque	15,650	59F
Wyoming	W, 49-14	Nov. 20	Albuquerque	13,671	46F
Hawai'i	L, 21-28	Nov. 27	Honolulu	14,792	74F

Coach: Rudy Feldman

Captains: Rocky Long, Herman Fredenberg, Bob Gaines

1972 (3-8 Overall, 2-4 WAC)

Opponent	Result	Date	Site	Attendance	Weather
NMSU	W, 55-20	Sept. 16	Albuquerque	24,421	79F
Texas Tech	L, 16-41	Sept. 23	Albuquerque	24,860	74F
Iowa State	L, 0-31	Sept. 30	Ames	31,000	65F
Wyoming	W, 17-14	Oct. 7	Laramie	18,973	58F
Arizona	L, 15-27	Oct. 14	Albuquerque	15,672	72F
UTEP	W, 56-7	Oct. 21	El Paso	10,240	----
Utah	L, 14-59	Oct. 28	Salt Lake	21,869	^65F
San Jose State	L, 7-14	Nov. 4	Albuquerque	14,199	56F
Arizona State (19)	L, 7-60	Nov. 11	Tempe	44,172	----
Houston	L, 14-33	Nov. 18	Houston	20,366	Indoors
Brigham Young	L, 7-21	Nov. 25	Albuquerque	9,503	46F

Coach: Rudy Feldman

Captains: John Urban, George Oakes

1973 (4-7 Overall, 3-4 WAC)

Opponent	Result	Date	Site	Attendance	Weather
New Mexico State	W, 48-6	Sept. 15	Albuquerque	24,355	78F
Texas Tech	L, 7-41	Sept. 22	Lubbock	30,218	85F
Air Force	L, 6-10	Sept. 29	Colorado Springs	33,390	60F
Arizona State (12)	L, 24-67	Oct. 6	Albuquerque	21,107	66F
Arizona	L, 14-22	Oct. 13	Tucson	39,582	84F
UTEP	W, 49-0	Oct. 20	Albuquerque	12,282	71F
San Jose State	L, 0-15	Oct. 27	San Jose	12,503	Clear, 60F
Brigham Young	L, 21-56	Nov. 3	Provo	11,412	Overcast, 36F
Utah	L, 35-36	Nov. 10	Albuquerque	10,783	63F
Wyoming	W, 23-21	Nov. 17	Albuquerque	9,239	61F
Colorado State	W, 30-13	Nov. 24	Fort Collins	13,727	40F

Coach: Rudy Feldman

Captains: Rich Diller, Don Woods, Don Hubbard

1974 (4-6-1 Overall, 3-4 WAC)

Opponent	Result	Date	Site	Attendance	Weather
Colorado State	W, 32-23	Sept. 14	Albuquerque	16,308	Rain, 61F
Texas Tech	T, 21-21	Sept. 21	Albuquerque	17,719	57F
Arizona (15)	L, 10-15	Sept. 28	Albuquerque	24,404	67F
Iowa State	L, 3-27	Oct. 5	Ames	33,000	57F
San Jose State	L, 11-13	Oct. 12	Albuquerque	15,974	56F
Wyoming	W, 32-21	Oct. 19	Laramie	16,168	65F
Arizona State (14)	L, 7-41	Oct. 26	Tempe	45,487	----
New Mexico State	W, 26-24	Nov. 2	Albuquerque	16,496	^48F
Utah	L, 10-21	Nov. 9	Salt Lake	12,263	Sunny, 49F
Brigham Young	L, 3-36	Nov. 16	Albuquerque	12,672	Clear, 47F
UTEP	W, 37-21	Nov. 23	El Paso	16,930	-----

Coach: Bill Mondt

Captains: appointed by game

1975 (6-5 Overall, 4-3 WAC)

Opponent	Result	Date	Site	Attendance	Weather
Fresno State	W, 29-0	Sept. 13	Albuquerque	19,139	Overcast, 63F
Texas Tech	L, 17-24	Sept. 20	Lubbock	39,160	Partly Cloudy, 65F
Colorado State	L, 16-27	Sept. 27	Albuquerque	24,743	Clear, 77F
Brigham Young	L, 15-16	Oct. 3	Provo	25,140	Clear, 72F
Arizona State (11)	L, 10-16	Oct. 11	Albuquerque	20,046	Clear, 76F
Utah	W, 27-23	Oct. 18	Albuquerque	15,010	Clear, 67F
Arizona (17)	W, 44-34	Oct. 25	Tucson	35,878	Clear, 70F
UTEP	W, 23-3	Nov. 1	Albuquerque	13,126	Clear, 59F
San Jose State	L, 29-20	Nov. 8	San Jose	17,000	-----
Wyoming	W, 38-32	Nov. 15	Albuquerque	13,781	Clear, 65F
New Mexico State	W, 52-28	Nov. 22	Las Cruces	11,216	Clear, 50F

Coach: Bill Mondt

Captains: Steve Myer, Randy Rich



All-Time Seasons

1976 (4-7 Overall, 3-4 WAC)

Opponent	Result	Date	Site	Attendance	Weather
UTEP	W, 25-7	Sept. 18	El Paso	18,750	-----
Texas Tech	L, 16-20	Sept. 25	Albuquerque	28,501	Clear, 71F
Colorado State	W, 33-20	Oct. 2	Fort Collins	21,719	Clear, 70F
San Jose State	W, 36-30	Oct. 9	Albuquerque	23,545	Clear, 68F
Wyoming	L, 23-24	Oct. 16	Laramie	23,649	Sunny, 52F
Arizona State	L, 15-31	Oct. 23	Tempe	48,547	-----
New Mexico State	L, 7-16	Oct. 30	Albuquerque	23,236	Clear, 58F
Utah	L, 31-34	Nov. 6	Salt Lake	19,122	Sunny, 62F
Brigham Young (19)	L, 8-21	Nov. 13	Albuquerque	18,038	Cloudy, 28F
Arizona	W, 21-15	Nov. 20	Albuquerque	15,121	Clear, 52F
San Diego State	L, 14-17	Nov. 27	San Diego	27,526	-----

Coach: Bill Mondt

Captains: Robin Cole, Dave Green

1977 (5-7 Overall, 2-5 WAC)

Opponent	Result	Date	Site	Attendance	Weather
Hawai'i	W, 35-26	Sept. 10	Honolulu	26,532	Partly Cloudy, 79F
Texas Tech	L, 14-49	Sept. 17	Lubbock	45,208	Partly Cloudy, 92F
Colorado	L, 7-42	Sept. 24	Boulder	47,152	Sunny, 74F
Brigham Young (14)	L, 19-54	Sept. 30	Provo	33,352	Cloudy, 52F
Arizona State	L, 24-45	Oct. 8	Albuquerque	22,310	Partly Cloudy, 64F
Wichita State	W, 22-17	Oct. 15	Albuquerque	22,069	Clear, 73F
Colorado State	L, 9-14	Oct. 22	Fort Collins	21,204	Sunny, 52F
New Mexico State	W, 35-13	Oct. 29	Las Cruces	14,250	Partly Cloudy, 62F
UTEP	W, 33-17	Nov. 5	Albuquerque	17,081	Clear, 63F
Arizona	L, 13-15	Nov. 12	Tucson	40,500	Clear, 67F
Wyoming	L, 21-23	Nov. 19	Albuquerque	9,550	Clear, 55F
Utah	W, 41-24	Nov. 26	Albuquerque	8,296	Clear, 61F

Coach: Bill Mondt

Captains: Preston Dennard, Jake Gonzales, Smokey Turman, Marion Chapman

1978 (7-5 Overall, 3-3 WAC)

Opponent	Result	Date	Site	Attendance	Weather
Hawai'i	L, 16-22	Sept. 9	Honolulu	40,701	Clear, 80F
Wichita State	W, 16-14	Sept. 16	Wichita	18,016	Lightning/Rain, 76F
UNLV	W, 24-0	Sept. 23	Albuquerque	17,291	Partly Cloudy, 72F
Brigham Young	L, 23-27	Sept. 30	Albuquerque	24,892	Fair, 75F
Wyoming	W, 19-15	Oct. 7	Laramie	26,458	Clear, 67F
Texas Tech	L, 23-36	Oct. 14	Albuquerque	23,167	Clear, 65F
New Mexico State	W, 35-20	Oct. 21	Albuquerque	17,056	Rain, 56F
UTEP	W, 21-0	Oct. 28	El Paso	18,650	Clear, 64F
Utah	W, 24-12	Nov. 4	Salt Lake	24,182	Clear, 65F
Colorado State	L, 15-26	Nov. 11	Albuquerque	14,747	-----
Pacific	W, 44-6	Nov. 18	Albuquerque	11,910	Clear, 56F
San Diego State	L, 24-27	Nov. 25	San Diego	30,011	Clear, 48F

Coach: Bill Mondt

Captains: appointed by game

1979 (6-6 Overall, 3-4 WAC)

Opponent	Result	Date	Site	Attendance	Weather
Louisiana Tech	W, 34-0	Sept. 1	Albuquerque	27,380	Clear, 88F
Oregon State	W, 35-16	Sept. 8	Albuquerque	27,525	Partly Cloudy, 76F
Texas Tech	L, 7-17	Sept. 15	Lubbock	42,109	Partly Cloudy, 71F
Hawai'i	L, 3-20	Sept. 22	Honolulu	40,079	Sunny, 79F
New Mexico State	W, 30-16	Sept. 29	Las Cruces	26,271	-----
San Diego State	L, 7-35	Oct. 6	Albuquerque	21,205	Sunny, 86F
UNLV	L, 20-28	Oct. 13	Las Vegas	22,201	-----
UTEP	W, 20-0	Oct. 20	Albuquerque	19,612	Partly Cloudy^, 79F
Brigham Young (11)	L, 7-59	Oct. 27	Provo	33,921	Clear, 58F
Utah	L, 7-26	Nov. 3	Albuquerque	19,093	Clear, 60F
Colorado State	W, 24-9	Nov. 10	Fort Collins	16,273	-----
Wyoming	W, 17-3	Nov. 24	Albuquerque	15,195	Clear, 44F

Coach: Bill Mondt

Captains: appointed by game

1980 (4-7 Overall, 3-4 WAC)

Opponent	Result	Date	Site	Attendance	Weather
Brigham Young (19)	W, 25-21	Sept. 6	Albuquerque	16,840	Cloudy, 75F
Missouri (17)	L, 16-47	Sept. 13	Columbia	60,318	Sunny, 88F
Texas Tech	L, 17-28	Sept. 20	Lubbock	38,873	Clear, 91F
New Mexico State	W, 52-19	Sept. 27	Albuquerque	22,543	Clear, 75F
Wyoming	W, 24-21	Oct. 4	Laramie	24,778	Clear, 59F
Colorado State	L, 26-31	Oct. 11	Albuquerque	19,154	Clear, 73F
Hawai'i	L, 14-31	Oct. 18	Albuquerque	15,813	Clear, 55F
UTEP	W, 22-21	Oct. 25	El Paso	17,000	Clear, 64F
UNLV	L, 7-72	Nov. 1	Albuquerque	14,250	Clear, 59F
Utah	L, 21-49	Nov. 8	Salt Lake	21,248	Mostly Sunny, 56F
San Diego State	L, 22-24	Nov. 22	San Diego	21,900	Clear, 62F

Coach: Joe Morrison

Captains: appointed by game

1981 (4-7-1 Overall, 3-4-1 WAC)

Opponent	Result	Date	Site	Attendance	Weather
Houston	L, 10-21	Sept. 5	Houston	26,435	Indoors
UNLV	L, 42-49	Sept. 12	Las Vegas	25,605	Clear, 90F
Texas Tech	L, 21-28	Sept. 19	Lubbock	42,321	Clear, 80F
Air Force	W, 27-10	Sept. 26	Albuquerque	24,240	Sunny, 80F
San Diego State	L, 15-17	Oct. 3	Albuquerque	18,265	Sunny, 69F
UTEP	W, 26-3	Oct. 10	Albuquerque	18,367	Sunny, 72F
Hawai'i	L, 13-23	Oct. 17	Honolulu	46,692	Rain, 76F
New Mexico State	W, 17-13	Oct. 24	Las Cruces	19,253	Clear, 60F
Brigham Young	L, 7-31	Oct. 31	Provo	36,343	Mostly Clear, 46F
Utah	T, 7-7	Nov. 7	Albuquerque	14,420	Sunny, 63F
Colorado State	W, 28-16	Nov. 14	Fort Collins	10,149	Partly Cloudy, 60F
Wyoming	L, 12-13	Nov. 21	Albuquerque	13,868	-----

Coach: Joe Morrison

Captains: appointed by game

1982 (10-1 Overall, 6-1 WAC)

Opponent	Result	Date	Site	Attendance	Weather
Wyoming	W, 41-20	Sept. 4	Laramie	22,717	Partly Cloudy^, 79F
Texas Tech	W, 14-0	Sept. 11	Albuquerque	22,720	Partly Cloudy, 68F
UNLV	W, 49-21	Sept. 18	Albuquerque	20,197	Partly Cloudy, 61F
Air Force	W, 49-37	Oct. 2	Colorado Springs	25,576	Sunny, 56F
Brigham Young	L, 12-40	Oct. 9	Albuquerque	31,002	Clear, 49F
San Diego State	W, 22-17	Oct. 16	San Diego	22,679	Clear, 72F
New Mexico State	W, 66-14	Oct. 23	Albuquerque	25,499	Clear, 68F
North Texas State	W, 20-17	Oct. 30	Denton	12,425	Overcast, 72F
UTEP	W, 31-18	Nov. 6	El Paso	15,101	-----
Colorado State	W, 29-24	Nov. 13	Albuquerque	19,937	Clear, 53F
Hawai'i	W, 41-17	Nov. 18	Albuquerque	23,028	Partly Cloudy, 53F

Coach: Joe Morrison

Captains: appointed by game

1983 (6-6 Overall, 4-3 WAC)

Opponent	Result	Date	Site	Attendance	Weather
Utah	W, 17-7	Sept. 3	Albuquerque	29,161	Partly Cloudy, 91F
Tennessee	L, 6-31	Sept. 10	Knoxville	89,792	Clear, 88F
Arkansas	L, 0-17	Sept. 17	Little Rock	54,212	Partly Cloudy, 85F
New Mexico State	W, 31-0	Sept. 24	Las Cruces	21,847	-----
North Texas State	L, 8-18	Oct. 1	Albuquerque	21,028	Rain, 61F
Texas Tech	W, 30-10	Oct. 8	Lubbock	36,543	Rain, 59F
Brigham Young (19)	L, 21-66	Oct. 15	Provo	64,740	Clear, 59F
Hawai'i	L, 16-25	Oct. 22	Honolulu	47,799	Rain, 79F
Colorado State	L, 24-25	Oct. 29	Fort Collins	18,787	Cloudy, 58F
Wyoming	W, 17-10	Nov. 5	Albuquerque	19,109	Clear, 52F
UTEP	W, 35-0	Nov. 12	Albuquerque	16,412	Partly Cloudy, 54F
San Diego State	W, 34-14	Nov. 19	Albuquerque	15,143	Clear, 38F

Coach: Joe Lee Dunn

Captains: appointed by game

1984 (4-8 Overall, 1-7 WAC)

Opponent	Result	Date	Site	Attendance	Weather
New Mexico State	W, 61-21	Sept. 8	Albuquerque	25,442	Clear, 88F
West Texas State	W, 27-0	Sept. 15	Albuquerque	18,992	Cloudy, 70F
Texas Tech	W, 29-24	Sept. 22	Albuquerque	24,529	Partly Cloudy, 71F
UTEP	W, 34-7	Sept. 29	El Paso	20,000	-----
Utah	L, 14-38	Oct. 5	Salt Lake	30,400	Partly Cloudy, 66F
Colorado State	L, 10-16	Oct. 13	Albuquerque	23,752	Clear, 60F
Wyoming	L, 21-59	Oct. 20	Laramie	11,742	Snow, 24F
Brigham Young (4)	L, 0-48	Oct. 25	Albuquerque	19,277	Mostly Cloudy, 50F
Baylor	L, 2-38	Nov. 3	Waco	26,000	Partly Cloudy, 66F
Air Force	L, 9-23	Nov. 10	Albuquerque	17,481	Clear, 45F
San Diego State	L, 31-37	Nov. 17	San Diego	13,548	Overcast, 58F
Hawai'i	L, 13-48	Nov. 24	Honolulu	46,290	Clear, 79F

Coach: Joe Lee Dunn

Captains: appointed by game

1985 (3-8 Overall, 2-6 WAC)

Opponent	Result	Date	Site	Attendance	Weather
Texas Tech	L, 31-32	Sept. 7	Lubbock	35,118	Partly Cloudy, 95F
New Mexico State	W, 34-27	Sept. 14	Las Cruces	23,262	Rain, 77F
Air Force (18)	L, 12-49	Sept. 28	Albuquerque	27,124	Partly Cloudy, 52F
Nebraska (13)	L, 7-38	Oct. 5	Lincoln	75,902	Clear, 53F
Colorado State	L, 28-45	Oct. 12	Albuquerque	18,713	Clear, 58F
Brigham Young (9)	L, 23-45	Oct. 19	Albuquerque	20,918	Partly Cloudy, 57F
Hawai'i	L, 17-27	Oct. 26	Albuquerque	19,111	Partly Cloudy, 63F
UTEP	W, 27-23	Nov. 2	El Paso	32,849	Clear, 52F
Utah	L, 49-58	Nov. 9	Salt Lake	26,124	Snow, 38F
Wyoming	W, 41-16	Nov. 16	Albuquerque	15,534	Clear, 40F
San Diego State	L, 20-55	Nov. 23	San Diego	10,343	Cloudy, 60F

Coach: Joe Lee Dunn

Captains: appointed by game



All-Time Seasons

1986 (4-8 Overall, 2-5 WAC)

Opponent	Result	Date	Site	Attendance	Weather
Tennessee (10)	L, 21-35	Sept. 6	Knoxville	93,875	Clear, 75F
Brigham Young (9)	L, 30-31	Sept. 13	Provo	64,385	Sunny, 78F
Texas Tech	L, 7-14	Sept. 20	Lubbock	36,520	Partly Cloudy, 58F
San Diego State	L, 34-38	Sept. 27	Albuquerque	20,579	Clear, 70F
Hawai'i	L, 10-27	Oct. 4	Honolulu	46,119	Rain, 80F
UTEP	W, 24-22	Oct. 11	Albuquerque	18,170	Cloudy 58F
Utah	W, 47-43	Oct. 18	Albuquerque	15,979	Clear, 68F
New Mexico State	W, 45-14	Oct. 25	Albuquerque	17,392	Clear, 62F
Wyoming	L, 25-35	Nov. 1	Laramie	6,714	Overcast, 28F
Tulsa	L, 27-34	Nov. 8	Albuquerque	11,372	Clear^, 52F
Colorado State	L, 27-32	Nov. 15	Fort Collins	13,107	Clear, 57F
Memphis State	W, 20-13	Nov. 22	Memphis	16,330	Overcast, 58F

Coach: Joe Lee Dunn

Captains: appointed by game

1987 (0-11 Overall, 0-8 WAC)

Opponent	Result	Date	Site	Attendance	Weather
Utah	L, 20-24	Sept. 5	Salt Lake	29,112	Mostly Sunny, 79F
New Mexico State	L, 14-17	Sept. 12	Las Cruces	18,491	Sunny, 92F
Arizona	L, 9-20	Sept. 19	Tucson	46,094	Partly Cloudy, 86F
Brigham Young	L, 25-45	Sept. 26	Albuquerque	22,286	Partly Cloudy, 75F
Hawai'i	L, 31-41	Oct. 10	Albuquerque	15,565	Sunny, 77F
Colorado State	L, 13-35	Oct. 24	Fort Collins	24,555	Partly Sunny, 51F
UTEP	L, 0-34	Oct. 31	El Paso	32,517	Clear, 69F
Wyoming	L, 16-59	Nov. 7	Albuquerque	13,244	Cloudy^, 56F
Air Force	L, 26-73	Nov. 14	Albuquerque	15,309	Partly Cloudy, 61F
San Diego State	L, 30-53	Nov. 21	San Diego	21,392	Clear, 58F
Arkansas	L, 25-43	Nov. 28	Little Rock	27,200	Cloudy, 44F

Coach: Mike Sheppard

Captains: Kirk Allen, Terence Donaldson, Barry Garrison, Fred Mady

1988 (2-10 Overall, 1-7 WAC)

Opponent	Result	Date	Site	Attendance	Weather
Fresno State	L, 21-68	Sept. 3	Albuquerque	21,157	Sunny, 94F
New Mexico State	W, 36-34	Sept. 10	Las Cruces	18,061	Clear, 77F
Texas	L, 0-47	Sept. 17	Austin	55,630	Cloudy, 81F
Akron	L, 28-30	Sept. 24	Albuquerque	11,740	Clear, 73F
Air Force	L, 14-63	Oct. 1	Colorado Springs	38,615	Partly Cloudy^, 60F
Utah	L, 27-33	Oct. 8	Albuquerque	10,960	Clear, 70F
Wyoming	L, 7-55	Oct. 15	Laramie	20,363	Mostly Sunny, 56F
UTEP	L, 0-37	Oct. 22	Albuquerque	11,441	Clear, 73F
Brigham Young	L, 0-65	Oct. 29	Provo	63,424	Partly Cloudy, 66F
Hawai'i	L, 3-45	Nov. 5	Honolulu	39,953	Rain, 79F
Colorado State	W, 24-23	Nov. 12	Albuquerque	8,180	Sunny, 56F
San Diego State	L, 10-18	Nov. 19	Albuquerque	7,923	Mostly Cloudy, 39F

Coach: Mike Sheppard

Captains: John Duff, Scott Howard, Art Martinez, Phillip Vaughan

1989 (2-10 Overall, 0-7 WAC)

Opponent	Result	Date	Site	Attendance	Weather
Brigham Young (19)	L, 3-24	Sept. 2	Albuquerque	27,045	-----
New Mexico State	W, 45-13	Sept. 9	Albuquerque	25,537	Clear, 78F
Texas Tech	L, 20-27	Sept. 16	Lubbock	27,535	Sunny, 73F
Tulsa	L, 33-35	Sept. 23	Tulsa	19,382	Clear, 56F
Hawai'i	L, 14-60	Sept. 30	Honolulu	41,706	Rain, 80F
Colorado State	L, 20-34	Oct. 7	Albuquerque	18,345	Cloudy, 52F
UTEP	L, 7-26	Oct. 14	El Paso	21,059	Clear, 90F
Florida	L, 21-27	Oct. 21	Gainesville	72,578	Clear, 59F
Wyoming	L, 23-24	Oct. 28	Albuquerque	20,033	Clear, 64F
San Diego State	L, 28-45	Nov. 4	San Diego	13,776	Clear, 61F
Utah	L, 39-41	Nov. 11	Salt Lake	21,025	Sunny, 57F
Fresno State (23)	W, 45-22	Nov. 18	Albuquerque	12,668	Clear, 52F

Coach: Mike Sheppard

Captains: Brett Heber, Terance Mathis, Nate Morris, Jay Schultz

1990 (2-10 Overall, 1-6 WAC)

Opponent	Result	Date	Site	Attendance	Weather
New Mexico State	W, 29-12	Sept. 1	Las Cruces	24,138	Sunny, 89F
Fresno State	L, 17-24	Sept. 8	Fresno	34,097	Sunny, 84F
Arizona (20)	L, 10-25	Sept. 15	Albuquerque	26,472	Overcast, 73F
Texas Tech	L, 32-34	Sept. 22	Albuquerque	15,530	Rain, 62F
Kansas State	L, 6-38	Sept. 29	Manhattan	22,812	Rain, 61F
UTEP	W, 48-28	Oct. 6	Albuquerque	17,932	Cloudy, 74F
Wyoming (23)	L, 22-25	Oct. 13	Laramie	21,336	Cloudy^, 51F
Colorado State	L, 7-47	Oct. 20	Fort Collins	28,301	Snow, 46F
Brigham Young (7)	L, 31-55	Oct. 29	Provo	66,086	Clear, 66F
Hawai'i	L, 16-43	Nov. 3	Honolulu	38,626	Clear, 79F
Utah	L, 27-29	Nov. 10	Albuquerque	10,431	Clear, 61F
San Diego State	L, 34-40	Nov. 17	Albuquerque	7,868	Clear, 56F

Coach: Mike Sheppard

Captains: John Bell, Kurt Jensen, Eric Morgan, Nate Morris

1991 (3-9 Overall, 2-6 WAC)

Opponent	Result	Date	Site	Attendance	Weather
UTEP	L, 19-35	Aug. 31	El Paso	40,319	Partly Cloudy, 87F
TCU	L, 7-60	Sept. 7	Ft. Worth	21,112	Cloudy, 72F
Hawai'i	L, 13-35	Sept. 14	Honolulu	38,826	Rain, 82F
UNLV	L, 22-23	Sept. 21	Albuquerque	16,679	Overcast, 71F
New Mexico State	W, 17-10	Sept. 28	Albuquerque	22,441	Partly cloudy^, 73F
Fresno State	L, 17-94	Oct. 5	Fresno	33,739	Sunny, 85F
San Diego State	L, 24-38	Oct. 12	San Diego	21,338	Partly Cloudy, 72F
Wyoming	L, 19-39	Oct. 19	Albuquerque	13,297	Clear, 71F
Brigham Young	L, 23-41	Oct. 26	Albuquerque	15,902	Clear, 64F
Air Force	W, 34-32	Nov. 2	Albuquerque	10,793	Partly Cloudy, 39F
Utah	L, 7-30	Nov. 9	Salt Lake	21,619	Partly Cloudy, 50F
Colorado State	W, 38-36	Nov. 16	Fort Collins	10,171	Snow, 35F

Coach: Mike Sheppard

Captains: Fred Easter, Marcus Goodloe, Kim McCall, Troy Rossean, Steve Slater, Doug Zikan

1992 (3-8 Overall, 2-6 WAC)

Opponent	Result	Date	Site	Attendance	Weather
TCU	W, 24-7	Sept. 5	Albuquerque	24,751	Clear, 81F
New Mexico State	L, 39-42	Sept. 12	Las Cruces	27,646	Sunny, 89F
SMU	L, 13-20	Sept. 19	Albuquerque	21,660	Overcast, 61F
Air Force	L, 32-33	Sept. 26	Colorado Springs	37,199	Clear, 60F
San Diego State	L, 21-49	Oct. 3	Albuquerque	23,186	Clear, 76F
Wyoming	L, 21-35	Oct. 10	Laramie	18,653	Mostly Sunny, 55F
Utah	W, 24-7	Oct. 17	Albuquerque	20,009	Clear, 70F
Fresno State	L, 28-31	Oct. 24	Fresno	32,743	Clear, 70F
Brigham Young	L, 0-35	Nov. 7	Provo	62,567	Mostly Sunny, 58F
UTEP	W, 35-14	Nov. 14	Albuquerque	14,712	Clear, 55F
Colorado State	L, 10-14	Nov. 21	Albuquerque	11,221	Mostly Sunny, 36F

Coach: Dennis Franchione

Captains: Willie Barry, Jesse Becton, Stoney Case, Steve Green, Justin Hall, Clint Hall

1993 (6-5 Overall, 4-4 WAC)

Opponent	Result	Date	Site	Attendance	Weather
Brigham Young (19)	L, 31-34	Sept. 4	Albuquerque	33,659	Clear, 84F
TCU	L, 34-35	Sept. 11	Fort Worth	16,184	Hazy, 91F
Fresno State	L, 24-41	Sept. 18	Albuquerque	25,812	Sunny, 77F
New Mexico State	W, 42-7	Sept. 25	Albuquerque	28,232	Sunny, 76F
Hawai'i	W, 41-14	Oct. 2	Albuquerque	23,873	Clear, 81F
Utah	W, 42-35	Oct. 9	Salt Lake	23,062	Partly Cloudy, 53F
San Diego State	L, 17-20	Oct. 23	San Diego	39,260	Hazy, 68F
Colorado State	L, 20-21	Oct. 30	Fort Collins	17,270	Sunny, 25F
Idaho State	W, 39-13	Nov. 6	Albuquerque	22,049	Sunny, 45F
Wyoming	W, 10-7	Nov. 13	Albuquerque	18,219	Rain, 50F
UTEP	W, 35-29	Nov. 20	El Paso	15,147	Clear, 59F

Coach: Dennis Franchione

Captains: Justin Hall, Tuli Mateialona, Kenny Thomas, Ray Wilson

1994 (5-7 Overall, 4-4 WAC)

Opponent	Result	Date	Site	Attendance	Weather
Texas Tech	L, 31-37	Sept. 3	Lubbock	27,234	Clear, 84F
TCU	L, 29-44	Sept. 10	Albuquerque	27,957	Mostly Cloudy, 68F
SMU	L, 31-34	Sept. 17	Dallas	11,100	Sunny, 79F
Brigham Young	L, 47-49	Sept. 24	Provo	60,265	Sunny, 90F
Colorado State (21)	L, 31-38	Oct. 1	Albuquerque	29,236	Cloudy, 65F
Hawai'i	W, 38-21	Oct. 8	Honolulu	33,719	Mostly Sunny, 81F
San Diego State	L, 13-20	Oct. 15	Albuquerque	26,831	Cloudy^, 56F
New Mexico State	W, 56-31	Oct. 22	Las Cruces	26,528	Clear, 75F
Fresno State	W, 49-32	Oct. 29	Fresno	33,641	Clear, 65F
Utah (8)	W, 23-21	Nov. 5	Albuquerque	30,743	Sunny, 56F
Wyoming	L, 28-38	Nov. 12	Laramie	13,455	Overcast, 55F
UTEP	W, 25-21	Nov. 19	Albuquerque	19,472	Partly Cloudy^, 57F

Coach: Dennis Franchione

Captains: Stoney Case, Trent Coit, Dan Coverley, Alex Crowder, David Sloan

1995 (4-7 Overall, 2-6 WAC)

Opponent	Result	Date	Site	Attendance	Weather
Northern Arizona	W, 45-21	Sept. 2	Albuquerque	24,894	Sunny, 91F
Utah	L, 9-36	Sept. 16	Albuquerque	26,113	Mostly Cloudy, 75F
New Mexico State	W, 36-24	Sept. 23	Albuquerque	25,432	Mostly Cloudy, 70F
Air Force	L, 24-27	Sept. 30	Albuquerque	28,104	Clear, 67F
Fresno State	L, 34-51	Oct. 7	Fresno	33,544	-----
Hawai'i	W, 24-10	Oct. 14	Albuquerque	25,201	Clear, 76F
Colorado State	W, 22-14	Oct. 21	Fort Collins	28,901	Partly Cloudy, 68F
Texas Tech (22)	L, 7-34	Oct. 28	Albuquerque	25,088	Clear, 68F
San Diego State	L, 29-38	Nov. 4	San Diego	25,119	Hazy, 62F
Brigham Young	L, 14-31	Nov. 11	Albuquerque	22,851	Sunny, 52F
UTEP	L, 12-17	Nov. 18	El Paso	13,837	-----

Coach: Dennis Franchione

Captains: UNM's 12 seniors



All-Time Seasons

1996 (6-5 Overall, 3-5 WAC)

Opponent	Result	Date	Site	Attendance	Weather
New Mexico State	W, 28-7	Aug. 29	Las Cruces	21,874	Sunny, 80F
Northern Arizona	W, 49-33	Sept. 7	Albuquerque	24,892	Sunny, 81F
Central Florida	W, 17-7	Sept. 14	Albuquerque	18,317	Mostly Cloudy, 52F
Brigham Young (25)	L, 14-17	Sept. 21	Provo	63,587	Clear, 72F
TCU	W, 27-7	Sept. 28	Albuquerque	29,103	Mostly Clear, 74F
Rice	L, 21-38	Oct. 5	Houston	18,600	Rain, 69F
San Diego State	L, 42-48	Oct. 19	Albuquerque	27,444	Partly Cloudy, 70F
SMU	L, 31-52	Oct. 26	Dallas	24,024	Clear, 71F
Tulsa	W, 34-23	Nov. 2	Tulsa	19,897	Sunny, 47F
Utah	L, 24-31	Nov. 9	Albuquerque	22,241	
UTEP	W, 44-17	Nov. 23	Albuquerque	19,510	Rain, 50F

Coach: Dennis Franchione

Captains: Jeff Houghtaling, Blake Irwin, Daniel Johnson, Donald Sellers, Brandon Turner

1997 (9-4 Overall, 6-2 WAC Mountain)

WAC Mountain Division Champion

Opponent	Result	Date	Site	Attendance	Weather
Northern Arizona	W, 33-10	Aug. 31	Albuquerque	25,643	Overcast, 88F
New Mexico State	W, 61-24	Sept. 6	Albuquerque	28,464	Partly Cloudy, 87F
UTEP	W, 38-20	Sept. 13	El Paso	19,578	-----
Utah State	W, 25-22	Sept. 20	Logan	15,112	Cloudy, 50F
SMU	W, 22-15	Oct. 4	Albuquerque	33,128	Clear, 77F
San Diego State	W, 36-21	Oct. 11	San Diego	28,732	Clear, 70F
Rice	L, 23-35	Oct. 18	Albuquerque	37,156	Clear, 71F
Utah	L, 10-15	Oct. 25	Salt Lake City	28,129	Sunny, 43F
TCU	W, 40-10	Nov. 1	Fort Worth	20,017	Clear, 68F
Brigham Young	W, 38-28	Nov. 15	Albuquerque	30,363	Clear, 43F
Tulsa	W, 51-13	Nov. 22	Albuquerque	29,217	Clear, 54F
(25) Colorado State (20)	L, 13-41	Dec. 6	Las Vegas	12,706	Cloudy, 53F

(WAC Championship)

Arizona (Insight.com Bowl) L, 14-20 Dec. 27 Tucson, Ariz. 49,385 Clear, 47F

Coach: Dennis Franchione

Captains: Billy Austin, Blake Irwin, Graham Leigh, Scott McGarrahan, Chris Shelton

1998 (3-9 Overall, 1-7 WAC Pacific)

Opponent	Result	Date	Site	Attendance	Weather
Idaho State	W 38-9	Sept. 5	Albuquerque	28,260	Clear, 88F
Utah State	W 39-36 (3OT)	Sept. 12	Albuquerque	31,267	Clear, 84F
New Mexico State	L 27-28	Sept. 19	Las Cruces	22,625	Partly Cloudy, 91F
San Jose State	L 20-37	Sept. 26	San Jose	11,447	Rain, 59F
Air Force	L 14-56	Oct. 3	Colorado Springs	43,575	Partly Cloudy, 58F
UTEP	L 19-22	Oct. 10	Albuquerque	29,812	Clear, 78F
San Diego State	L 33-36 (OT)	Oct. 17	Albuquerque	26,187	Clear, 53F
Hawai'i	W 30-20	Oct. 24	Honolulu	25,234	Rain, 83F
Fresno State	L 20-28	Oct. 31	Albuquerque	21,027	Rain, 54F
Brigham Young	L 21-46	Nov. 7	Provo	64,118	Cloudy, 42F
Utah	L 7-41	Nov. 14	Albuquerque	22,281	Clear, 63F
Central Florida	L 6-38	Nov. 21	Orlando	19,025	Partly Cloudy, 75F

Coach: Rocky Long

Captains: Lennox Gordon, Graham Leigh, Brian Urlacher, Chris Wallace

1999 (4-7 Overall, 3-4 Mountain West)

Opponent	Result	Date	Site	Attendance	Weather
UTEP	L 10-13	Sept. 4	El Paso	41,136	Partly Cloudy, 88F
New Mexico State	L 28-35	Sept. 11	Albuquerque	33,707	Rain, 79F
Northern Arizona	W 45-14	Sept. 18	Albuquerque	22,079	Mostly Sunny, 72F
Boise State	L 9-20	Sept. 25	Boise	20,806	Clear, 71F
San Diego State	W 24-21	Oct. 9	San Diego	30,508	Clear, 88F
Brigham Young (20)	L 7-31	Oct. 16	Albuquerque	25,301	Rain, 68F
UNLV	W 27-6	Oct. 30	Albuquerque	21,854	Clear, 57F
Colorado State	L 22-36	Nov. 6	Albuquerque	26,710	Clear, 79F
Utah	L 7-52	Nov. 13	Salt Lake City	37,398	Sunny, 60F
Wyoming	L 28-42	Nov. 20	Laramie	15,223	Partly Cloudy, 44F
Air Force	W 33-28	Nov. 27	Albuquerque	21,013	Clear, 57F

Coach: Rocky Long

Captains: Jason Carson, Henry Stephens, Brian Urlacher, Martinez Williams

2000 (5-7 Overall, 3-4 Mountain West)

Opponent	Result	Date	Site	Attendance	Weather
Texas Tech	L, 3-24	Aug. 26	Lubbock	42,238	Clear, 93F
Boise State	L, 14-31	Sept. 2	Albuquerque	22,090	Sunny, 81F
Oregon State	L, 20-28	Sept. 9	Albuquerque	30,830	Partly Cloudy, 88F
New Mexico State	W, 16-13	Sept. 16	Las Cruces	23,087	Partly Cloudy, 93F
Northern Arizona	W, 35-28	Sept. 23	Albuquerque	21,553	Partly Cloudy*, 81F
Wyoming	W, 45-10	Sept. 30	Albuquerque	25,089	Cloudy, 80F
Colorado State	L, 14-17	Oct. 7	Fort Collins	27,507	Mostly Cloudy, 43F
Air Force	W, 29-23	Oct. 21	Colorado Springs	40,446	Partly Cloudy, 62F
Utah	W, 10-3	Oct. 28	Albuquerque	21,366	Partly Cloudy, 52F
San Diego State	L, 16-17	Nov. 4	Albuquerque	21,007	Rain, 49F
UNLV	L, 14-18	Nov. 11	Las Vegas	17,081	Cloudy, 57F
Brigham Young	L, 13-37	Nov. 18	Provo	62,308	Clear, 36F

Coach: Rocky Long

Captains: Mike Barnett, Jarrod Baxter, Henry Stephens

2001 (6-5 Overall, 4-3 Mountain West)

Opponent	Result	Date	Site	Attendance	Weather
UTEP	W, 26-6	Sept. 1	Albuquerque	41,771	Partly Cloudy, 83F
Texas Tech	L, 30-42	Sept. 8	Lubbock	48,724	Clear, 84F
Baylor	L, 13-16 (OT)	Sept. 22	Waco	38,398	Overcast, 83F
Utah	L, 16-37	Sept. 29	Salt Lake City	32,100	Mostly Sunny, 74F
Wyoming	W, 30-29	Oct. 6	Laramie	16,241	Mostly Sunny, 62F
Brigham Young (17)	L, 20-24	Oct. 13	Albuquerque	29,036	Clear, 59F
Air Force	W, 52-33	Oct. 27	Albuquerque	28,047	Partly Cloudy, 72F
San Diego State	W, 20-15	Nov. 3	San Diego	16,538	Overcast, 60F
UNLV	W, 27-17	Nov. 10	Albuquerque	27,107	Clear, 61F
Colorado State	L, 17-24	Nov. 17	Albuquerque	29,304	Sunny, 55F
New Mexico State	W, 53-0	Nov. 24	Albuquerque	32,343	Clear, 46F

Coach: Rocky Long

Captains: Jarrod Baxter, Rudy Caamano, Mohammed Konte, Brian Johnson, Jeremy Sorenson

2002 (7-7 Overall, 5-2 Mountain West)

Opponent	Result	Date	Site	Attendance	Weather
North Carolina State (25)	L, 14-34	Aug. 24	Raleigh	47,018	Partly Cloudy, 98F
Weber State	W, 38-24	Aug. 31	Albuquerque	35,765	Rain, 81F
Air Force	L, 31-38 (OT)	Sept. 7	Colorado Springs	36,620	Sunny, 82F
Baylor	W, 23-0	Sept. 14	Albuquerque	30,013	Cloudy, 72F
New Mexico State	L, 13-24	Sept. 21	Las Cruces	28,587	Sunny, 90F
Texas Tech	L, 0-49	Sept. 27	Albuquerque	35,111	Rain, 72F
UNLV	W, 25-16	Oct. 12	Las Vegas	21,205	Partly Cloudy, 81F
Utah State	L, 44-45 (OT)	Oct. 19	Logan	15,942	Sunny, 63F
Utah	W, 42-35 (2OT)	Oct. 26	Albuquerque	27,300	Overcast, 56F
San Diego State	W, 15-8	Nov. 9	Albuquerque	28,770	Clear***, 63F
Brigham Young	W, 20-16	Nov. 16	Provo	60,764	Partly Cloudy, 52F
Colorado State (20)	L, 14-22	Nov. 23	Fort Collins	30,215	Clear, 48F
Wyoming	W, 49-20	Nov. 30	Albuquerque	26,115	Clear, 52F
UCLA (Las Vegas Bowl)	L, 13-27	Dec. 25	Las Vegas	30,324	Clear, 50F

Coach: Rocky Long

Captains: Dwight Counter, Hebrews Josue, Casey Kelly, Charles Moss

2003 (8-5 Overall, 5-2 Mountain West)

Opponent	Result	Date	Site	Attendance	Weather
Texas State-San Marcos	W, 72-8	Aug. 30	Albuquerque	35,311	Sunny, 91F
Texas Tech	L, 28-42	Sept. 6	Lubbock	45,844	Partly Cloudy, 88F
Brigham Young	L, 7-10	Sept. 13	Albuquerque	33,606	Clear, 74F
Washington State (24)	L, 13-23	Sept. 20	Pullman	32,344	Sunny, 71F
New Mexico State	W, 24-17	Sept. 27	Albuquerque	44,075	Clear, 77F
Utah State	W, 34-7	Oct. 4	Albuquerque	31,435	Cloudy, 77F
San Diego State	W, 30-7	Oct. 18	San Diego	22,011	Partly Cloudy, 72F
Utah (23)	W, 47-35	Oct. 25	Salt Lake	37,288	Mostly Sunny, 49F
UNLV	L, 35-37	Nov. 1	Albuquerque	29,179	Cloudy/Rain, 65F
Colorado State	W, 37-34	Nov. 7	Albuquerque	37,133	Clear, 55F
Air Force	W, 24-12	Nov. 15	Albuquerque	35,132	Clear, 53F
Wyoming	W, 26-3	Nov. 22	Laramie	8,751	Blizzard/Snow, 9F

Oregon State (Las Vegas Bowl)L, 14-55 Dec. 24 Las Vegas 25,437 Cloudy, 58F

Coach: Rocky Long

Captains: Terrell Golden, Casey Kelly, Jason Lenzmeier, D.J. Renteria

2004 (7-5 Overall, 5-2 Mountain West)

Opponent	Result	Date	Site	Attendance	Weather
Washington State	L, 17-21	Sept. 3	Albuquerque	34,860	Rain, 79F
Texas Tech	W, 27-24	Sept. 11	Albuquerque	38,746	Partly Cloudy, 86F
Oregon State	L, 7-17	Sept. 18	Corvallis	35,950	Cloudy, 55F
New Mexico State	W, 38-3	Sept. 25	Las Cruces	31,214	Cloudy, 67F
Utah (14)	L, 7-28	Oct. 1	Albuquerque	40,182	Partly Cloudy, 69F
Air Force	L, 23-28	Oct. 9	Colorado Springs	36,369	-----
UNLV	W, 24-20	Oct. 16	Las Vegas	19,065	Cloudy, 74F
San Diego State	W, 19-9	Oct. 23	Albuquerque	37,287	Sunny, 58F
Colorado State	W, 26-17	Oct. 30	Fort Collins	24,573	Clear, 52F
Brigham Young	W, 21-14	Nov. 13	Provo	53,618	Cloudy, 44F
Wyoming	W, 16-9	Nov. 20	Albuquerque	35,333	Cloudy, 54F
Navy (Emerald Bowl)	L, 19-34	Dec. 30	San Francisco	30,563	Mostly Cloudy, 56F

Coach: Rocky Long

Captains: Josh Bazinet, DonTrell Moore, Nick Speegle, Claude Terrell

2005 (6-5 Overall, 4-4 Mountain West)

Opponent	Result	Date	Site	Attendance	Weather
UNLV	W, 24-22	Sept. 5	Albuquerque	37,533	Cloudy, 70F
Missouri	W, 45-35	Sept. 10	Columbia	50,701	Sunny, 87F
New Mexico State	W, 38-21	Sept. 17	Albuquerque	44,760	Sunny, 88F
UTEP	L, 13-21	Sept. 24	El Paso	50,425	Clear, 94F
TCU	L, 28-49	Oct. 1	Fort Worth	32,251	Clear, 90F
Brigham Young	L, 24-27	Oct. 8	Albuquerque	39,233	Cloudy, 70F
Wyoming	W, 27-24	Oct. 15	Laramie	21,453	Sunny, 65F
San Diego State	W, 47-23	Oct. 22	San Diego	26,670	Cloudy, 60F
Colorado State	L, 25-35	Oct. 28	Albuquerque	36,390	Mostly Sunny, 64F
Utah	W, 31-27	Nov. 12	Salt Lake City	36,746	Partly Cloudy, 46F
Air Force	L, 24-42	Nov. 19	Albuquerque	33,791	Partly Cloudy, 54

Coach: Rocky Long

Captains: Hank Baskett III, Mike Mohoric, DonTrell Moore, Marcus Parker



All-Time Seasons

2006 (6-7 Overall, 4-4 Mountain West)

Opponent	Result	Date	Site	Attendance	Weather
Portland State	L, 6-17	Sept. 2	Albuquerque	27,535	Rain, 69F
New Mexico State	W, 34-28	Sept. 9	Las Cruces	29,095	Partly Cloudy, 84F
Missouri	L, 17-27	Sept. 16	Albuquerque	27,806	Clear^, 76F
UTEP	W, 26-13	Sept. 23	Albuquerque	34,069	Sunny, 62F
Air Force	L, 7-24	Sept. 30	Colorado Springs	40,453	Sunny, 75F
Wyoming	L, 10-14	Oct. 7	Albuquerque	31,375	Thunderstorms, 70F
UNLV	W, 39-36 (OT)	Oct. 14	Las Vegas	16,456	Cloudy, 61F
Utah	W, 34-31	Oct. 19	Albuquerque	23,471	Clear, 54F
Colorado State	W, 20-19	Oct. 28	Fort Collins	22,011	Clear, 66F
TCU	L, 21-27	Nov. 11	Albuquerque	32,754	Clear, 56F
Brigham Young (23)	L, 17-42	Nov. 18	Provo	63,814	Mostly Sunny, 55F
San Diego State	W, 41-14	Nov. 25	Albuquerque	23,421	Clear, 57F
San Jose State (NM Bowl)	L, 12-20	Dec. 23	Albuquerque	34,111	Sunny, 39F

Coach: Rocky Long

Captains: Quincy Black, Cody Kase, Kole McKamey, Robert Turner

2007 (9-4 Overall, 5-3 Mountain West)

Opponent	Result	Date	Site	Attendance	Weather
UTEP	L, 6-10	Sept. 1	El Paso	43,326	Cloudy, 86F
New Mexico State	W, 44-34	Sept. 8	Albuquerque	41,033	Mostly Sunny, 85F
Arizona	W, 29-27	Sept. 15	Tucson	51,996	Rain, 81F
Sacramento State	W, 58-0	Sept. 22	Albuquerque	27,023	Partly Cloudy, 82F
Brigham Young	L, 24-31	Sept. 29	Albuquerque	34,204	Cloudy, 76F
Wyoming	W, 20-3	Oct. 13	Laramie	22,301	Overcast, 58F
San Diego State	W, 20-17	Oct. 20	San Diego	20,205	Clear, 64F
Air Force	W, 34-31	Oct. 25	Albuquerque	26,087	Clear, 72F
TCU	L, 0-37	Nov. 3	Fort Worth	28,369	Sunny, 73F
Colorado State	W, 26-23	Nov. 10	Albuquerque	27,031	Clear, 71F
Utah	L, 10-28	Nov. 17	Salt Lake City	43,788	Partly Cloudy, 64F
UNLV	W, 27-6	Nov. 24	Albuquerque	22,658	Partly Cloudy, 42F
Nevada (New Mexico Bowl)	W, 23-0	Dec. 22	Albuquerque	30,223	Clear, 34F

Coach: Rocky Long

Captains: Travis Brown, Cody Kase, Marcus Smith, OJ Swift

2008 (4-8 Overall, 2-6 Mountain West)

Opponent	Result	Date	Site	Attendance	Weather
TCU	L, 3-26	Aug. 30	Albuquerque	31,583	Mostly Cloudy, 77F
Texas A&M	L, 22-28	Sept. 6	Albuquerque	28,007	Sunny, 82F
Arizona	W, 36-28	Sept. 13	Albuquerque	32,337	Clear, 80F
Tulsa	L, 14-56	Sept. 20	Tulsa	30,000	Sunny, 81F
New Mexico State	W, 35-24	Sept. 27	Las Cruces	30,343	Partly Cloudy, 81F
Wyoming	W, 24-0	Oct. 4	Albuquerque	28,752	Rain, 68F
Brigham Young (8)	L, 3-21	Oct. 11	Provo	64,105	Cloudy, 39F
San Diego State	W, 70-7	Oct. 18	Albuquerque	26,695	Clear, 71F
Air Force	L, 10-23	Oct. 23	Colorado Springs	25,101	Clear, 42F
Utah (9)	L, 10-13	Nov. 1	Albuquerque	30,901	Partly Cloudy, 67F
UNLV	L, 20-27	Nov. 8	Las Vegas	13,154	Mostly Cloudy, 65F
Colorado State	L, 6-20	Nov. 15	Fort Collins	17,401	Sunny, 39F

Coach: Rocky Long

Captains: Zach Arnett, Rodney Ferguson, Donovan Porterie, Glover Quin

2009 (1-11 Overall, 1-7 Mountain West)

Opponent	Result	Date	Site	Attendance	Weather
Texas A&M	L, 6-41	Sept. 5	College Station	73,887	Rain, 90F
Tulsa	L, 10-44	Sept. 12	Albuquerque	30,051	Overcast, 79F
Air Force	L, 13-37	Sept. 19	Albuquerque	26,246	Overcast, 72F
New Mexico State	L, 17-20	Sept. 26	Albuquerque	35,248	Clear, 74F
Texas Tech	L, 28-48	Oct. 3	Lubbock	52,909	-----
Wyoming	L, 13-37	Oct. 10	Laramie	14,502	Snow, 15F
UNLV	L, 17-34	Oct. 24	Albuquerque	24,021	Partly Cloudy, 67F
San Diego State	L, 20-23	Oct. 31	San Diego	12,647	Clear, 77F
Utah (14)	L, 14-45	Nov. 7	Salt Lake City	45,051	Mostly Clear, 56F
Brigham Young (22)	L, 19-24	Nov. 14	Albuquerque	24,344	Cloudy, 47F
Colorado State	W, 29-27	Nov. 21	Albuquerque	21,751	Sunny, 56F
TCU (4)	L, 10-51	Nov. 28	Fort Worth	41,738	Sunny, 69F

Coach: Michael Locksley

Captains: Erik Cook, Victor James, Carmen Messina, Frankie Solomon

2010 (1-11 Overall, 1-7 Mountain West)

Opponent	Result	Date	Site	Attendance	Weather
Oregon (11)	L, 0-72	Sept. 4	Oregon	59,104	Mostly Sunny, 69F
Texas Tech	L, 17-52	Sept. 11	Albuquerque	25,734	Sunny, 82F
Utah (14)	L, 14-56	Sept. 18	Albuquerque	23,940	Partly Cloudy, 90F
UNLV	L, 10-45	Sept. 25	Las Vegas	16,961	Clear, 93F
UTEP	L, 20-37	Oct. 2	Albuquerque	22,511	Partly Cloudy, 82F
New Mexico State	L, 14-16	Oct. 9	Las Cruces	21,437	Clear, 82F
San Diego State	L, 20-30	Oct. 23	Albuquerque	16,488	Partly Cloudy, 58F
Colorado State	L, 14-38	Oct. 30	Fort Collins	18,266	Sunny, 73F
Wyoming	W, 34-31	Nov. 6	Albuquerque	18,017	Clear, 72F
Air Force	L, 23-48	Nov. 13	Colorado Springs	27,309	Mostly Cloudy, 36F
Brigham Young	L, 7-40	Nov. 20	Provo	59,077	Rain^, 48F
TCU (3)	L, 17-66	Nov. 27	Albuquerque	18,640	Sunny, 53F

Coach: Mike Locksley

Captains: Byron Bell, Mike Cannon, Seth Johannemann

2011 (1-11 Overall, 1-6 Mountain West)

Opponent	Result	Date	Site	Attendance	Weather
Colorado State	L, 10-14	Sept. 3	Albuquerque	21,454	Partly Cloudy, 92F
Arkansas (13)	L, 3-52	Sept. 10	Little Rock	52,606	Partly Cloudy, 81F
Texas Tech	L, 13-59	Sept. 17	Albuquerque	20,674	Cloudy/Lightning%, 75F
Sam Houston State	L, 45-48 (OT)	Sept. 24	Albuquerque	16,313	Sunny, 83F
New Mexico State	L, 28-42	Oct. 1	Albuquerque	30,091	Mostly Sunny, 79F
Nevada	L, 7-49	Oct. 15	Reno	15,369	Partly Cloudy, 74F
TCU	L, 0-69	Oct. 22	Fort Worth	33,833	Partly Cloudy, 77F
Air Force	L, 0-42	Oct. 29	Albuquerque	16,691	Sunny, 54F
San Diego State	L, 7-35	Nov. 5	San Diego	28,362	Partly Cloudy, 63F
UNLV	W, 21-14	Nov. 12	Albuquerque	14,937	Overcast, 54F
Wyoming	L, 10-31	Nov. 19	Laramie	14,959	Clear^, 27F
Boise State (8)	L, 0-45	Dec. 3	Boise	33,878	Cloudy, 37F

Coach: Mike Locksley / George Barlow

Captains: Bubba Forrest, B.R. Holbrook, Carmen Messina

2012 (4-9 Overall, 1-7 Mountain West)

Opponent	Result	Date	Site	Attendance	Weather
Southern	W, 66-21	Sept. 1	Albuquerque	28,450	Partly Cloudy, 92F
Texas (17)	L, 0-45	Sept. 8	Austin	100,990	Clear, 84F
Texas Tech	L, 14-49	Sept. 15	Lubbock	58,995	Cloudy, 65F
New Mexico State	W, 27-14	Sept. 22	Las Cruces	25,211	Clear, 85F
Boise State (24)	L, 29-32	Sept. 29	Albuquerque	28,270	Partly Cloudy, 77F
Texas State	W, 35-14	Oct. 6	Albuquerque	22,135	Partly Cloudy, 77F
Hawai'i	W, 35-23	Oct. 13	Honolulu	31,632	Partly Cloudy, 83F
Air Force	L, 23-28	Oct. 20	Colorado Springs	29,726	Partly Cloudy, 70F
Fresno State	L, 32-49	Oct. 27	Albuquerque	19,856	Sunny, 62F
UNLV	L, 7-35	Nov. 3	Las Vegas	12,835	Sunny, 73F
Wyoming	L, 23-28	Nov. 10	Albuquerque	17,839	Overcast^, 49F
Nevada	L, 24-31	Nov. 17	Albuquerque	17,290	Partly Cloudy, 60F
Colorado State	L, 20-24	Nov. 24	Fort Collins	12,286	Sunny, 49F

Coach: Bob Davie

Captains: Kasey Carrier, Joe Stoner, Ugo Uzodinma

2013 (3-9 Overall, 1-7 MW Mountain Division)

Opponent	Result	Date	Site	Attendance	Weather
UTSA	L, 13-21	Aug. 31	Albuquerque	26,532	Partly Cloudy, 92F
UTEP	W, 42-35 (OT)	Sept. 7	El Paso	34,907	Partly Sunny, 90F
Pittsburgh	L, 27-49	Sept. 14	Pittsburgh	40,249	Sunny, 58F
UNLV	L, 42-56	Sept. 28	Albuquerque	24,005	Sunny, 67F
New Mexico State	W, 66-17	Oct. 5	Albuquerque	29,712	Sunny, 61F
Wyoming	L, 31-38	Oct. 12	Laramie	22,853	Sunny, 58F
Utah State	L, 10-45	Oct. 19	Albuquerque	19,773	Clear, 60F
San Diego State	L, 30-35	Nov. 2	San Diego	35,890	Partly Cloudy, 66F
Air Force	W, 45-37	Nov. 8	Albuquerque	21,822	Clear, 56F
Colorado State	L, 42-66	Nov. 16	Albuquerque	19,376	Clear, 57F
Fresno State	L, 28-69	Nov. 23	Fresno	41,031	Partly Cloudy, 63F
Boise State	L, 17-45	Nov. 30	Boise	31,645	Cloudy, 41F

Coach: Bob Davie

Captains: Dallas Bollema, Kasey Carrier, Dillon Farrell, Jacori Greer

2014 (4-8 Overall, 2-6 MW Mountain Division)

Opponent	Result	Date	Site	Attendance	Weather
UTEP	L, 24-31	Aug. 30	Albuquerque	25,802	Partly Cloudy, 89F
Arizona State (17)	L, 23-58	Sept. 6	Albuquerque	25,742	Mostly Sunny, 80F
at New Mexico State	W, 38-35	Sept. 20	Las Cruces	24,651	Partly Cloudy, 82F
Fresno State	L, 24-35	Sept. 26	Albuquerque	21,005	Sunny, 77F
at UTSA	W, 21-9	Oct. 4	San Antonio	30,419	Indoors
San Diego State	L, 14-24	Oct. 10	Albuquerque	19,497	Rain, 60F
at Air Force	L, 31-35	Oct. 18	Colorado Springs	25,017	Partly Cloudy, 59F
at UNLV	W, 31-28	Nov. 1	Las Vegas	13,419	Mostly Sunny, 70F
Boise State	L, 49-60	Nov. 8	Albuquerque	21,089	Sunny, 59F
at Utah State	L, 21-28	Nov. 15	Logan	19,591	Snow, 28F
at Colorado State (22)	L, 20-58	Nov. 22	Ft. Collins	22,131	Partly Cloudy, 43F
Wyoming	W, 36-30	Nov. 29	Albuquerque	18,489	Sunny, 61F

Coach: Bob Davie

Captains: LaMar Bratton, Dakota Cox, Cole Gautsche



All-Time Seasons

2015 (7-6 Overall, 5-3 MW Mountain Division)

Opponent	Result	Date	Site	Attendance	Weather
Mississippi Valley St.	W, 66-0	Sept. 5	Albuquerque	21,930	Rain, 79F
Tulsa	L, 21-40	Sept. 12	Albuquerque	24,167	Sunny, 90F
at Arizona State	L, 10-34	Sept. 18	Tempe, Ariz.	43,310	Partly Cloudy, 96F
at Wyoming	W, 38-28	Sept. 26	Laramie, Wyo.	18,723	Sunny, 77F
New Mexico State	W, 38-29	Oct. 3	Albuquerque	30,900	Partly Cloudy, 74F
at Nevada	L, 17-35	Oct. 10	Reno, Nev.	20,426	Sunny, 82F
Hawai'i	W, 28-27	Oct. 17	Albuquerque	20,451	Partly Cloudy, 72F
at San Jose State	L, 21-31	Oct. 24	San Jose, Calif.	11,646	Partly Cloudy, 78F
Utah State	W, 14-13	Nov. 7	Albuquerque	19,886	Sunny, 52F
at Boise State	W, 31-24	Nov. 14	Boise, Idaho	32,780	Clear, 55F
Colorado State	L, 21-28	Nov. 21	Albuquerque	21,643	Sunny, 52F
Air Force	W, 47-35	Nov. 28	Albuquerque	18,868	Cloudy, 40F
Arizona (Gildan NM Bowl)	L, 37-45	Dec. 19	Albuquerque	30,289	Cloudy, 38F

Coach: Bob Davie

Captains: Lamar Jordan, Dakota Cox, Reece White

2016 (9-4 Overall, 6-2 MW Mountain Division)

Mountain Division Champions

Opponent	Result	Date	Site	Attendance	Weather
South Dakota	W, 48-21	Sept. 5	Albuquerque	20,221	Sunny, 82F
at New Mexico State	L, 31-32	Sept. 12	Las Cruces	17,852	Sunny, 82F
at Rutgers	L, 28-37	Sept. 18	Piscataway, N.J.	39,680	Sunny, 81F
San Jose State	W, 48-41	Sept. 26	Albuquerque	19,852	Sunny, 77F
Boise State	L, 21-49	Oct. 3	Albuquerque	20,090	Clear, 66F
vs. Air Force	W, 45-40	Oct. 10	Dallas, Texas	18,756	Partly Cloudy, 85F
ULM	W, 59-17	Oct. 17	Albuquerque	18,099	Partly Cloudy, 70F
at Hawai'i	W, 28-21	Oct. 24	Honolulu, Haw.	23,964	Rain, 76F
Nevada	W, 35-26	Nov. 7	Albuquerque	17,290	Lightning/Rain%, 55F
at Utah State	W, 24-21	Nov. 14	Logan, Utah	15,212	Partly Cloudy, 50F
at Colorado State	L, 31-49	Nov. 21	Ft. Collins, Colo.	29,133	Clear, 30F
Wyoming	W, 56-35	Nov. 28	Albuquerque	16,698	Overcast, 50F
UTSA (Gildan NM Bowl)	W, 23-20	Dec. 19	Albuquerque	29,688	Partly Cloudy^, 42F

Coach: Bob Davie

Captains: Lamar Jordan, Dakota Cox, Austin Apodaca, Daniel Henry

2017 (3-9 Overall, 1-7 MW Mountain Division)

Opponent	Result	Date	Site	Attendance	Weather
Abilene Christian	W, 38-14	Sept. 2	Albuquerque	21,475	Hazy, 91F
New Mexico State	L, 28-30	Sept. 9	Albuquerque	32,427	Mostly Cloudy, 88F
at Boise State	L, 14-28	Sept. 14	Boise, Idaho	28,385	Partly Cloudy, 70F
at Tulsa	W, 16-13	Sept. 23	Tulsa, Okla.	18,026	Partly Cloudy, 87F
Air Force	W, 56-38	Sept. 30	Albuquerque	21,864	Lightning/Rain%, 68F
at Fresno State	L, 0-38	Oct. 14	Fresno, Calif.	28,090	Clear, 70F
Colorado State	L, 24-27	Oct. 21	Albuquerque	17,358	Clear, 56F
at Wyoming	L, 3-42	Oct. 28	Laramie, Wyo.	18,249	Mostly Sunny, 50F
Utah State	L, 10-24	Nov. 4	Albuquerque	19,293	Mostly Cloudy, 68F
at Texas A&M	L, 14-55	Nov. 11	College Station, Tex.	99,051	Clear, 72F
UNLV	L, 35-38	Nov. 17	Albuquerque	14,744	Mostly Cloudy, 58F
at San Diego State	L, 10-35	Nov. 24	San Diego, Calif.	28,978	Sunny, 86F

Coach: Bob Davie

Captains: Lamar Jordan, Blaise Fountain, Jake Rothschilder, Alex Hart

2018 (3-9 Overall, 1-7 MW Mountain Division)

Opponent	Result	Date	Site	Attendance	Weather
Incarnate Word	W, 62-30	Sept. 1	Albuquerque	18,213	Cloudy, 74F
at Wisconsin (5)	L, 14-45	Sept. 8	Madison	77,003	Partly Cloudy, 64F
at New Mexico State	W, 42-25	Sept. 15	Las Cruces	20,673	Clear, 86F
Liberty	L, 43-52	Sept. 29	Albuquerque	18,804	Sunny, 82F
at UNLV	W, 50-14	Oct. 6	Las Vegas	18,949	Cloudy, 77F
at Colorado State	L, 18-20	Oct. 13	Ft. Collins	36,514	Cloudy, 63F
Fresno State	L, 7-38	Oct. 20	Albuquerque	16,708	Clear, 67F
at Utah State	L, 19-61	Oct. 27	Logan	16,119	Sunny, 66F
San Diego State	L, 23-31	Nov. 3	Albuquerque	14,646	Clear, 50F
at Air Force	L, 24-42	Nov. 10	Colorado Springs	23,723	Sunny, 56F
Boise State (23)	L, 14-45	Nov. 16	Albuquerque	16,883	Clear, 48F
Wyoming	L, 3-31	Nov. 24	Albuquerque	14,269	Sunny, 61F

Coach: Bob Davie

Captains: Aaron Jenkins, Alex Hart

2019 (2-10 Overall, 0-8 MW Mountain Division)

Opponent	Result	Date	Site	Attendance	Weather
Sam Houston State	W, 39-31	Aug. 31	Albuquerque	13,749	Sunny, 97F
at Notre Dame (7)	L, 14-66	Sept. 14	South Bend	77,622	Sunny, 75F
New Mexico State	W, 55-52	Sept. 21	Albuquerque	27,269	Sunny, 77F
at Liberty	L, 10-17	Sept. 28	Lynchburg	17,101	Partly Cloudy, 78F
at San Jose State	L, 21-32	Oct. 4	San Jose	16,119	Clear, 62F
Colorado State	L, 21-35	Oct. 11	Albuquerque	15,393	Sunny, 58F
at Wyoming	L, 10-23	Oct. 19	Laramie	22,884	Mostly Cloudy, 45F
Hawai'i	L, 31-45	Oct. 26	Albuquerque	12,617	Sunny, 67F
at Nevada	L, 10-21	Nov. 2	Reno	15,631	Clear, 55F
at Boise State	L, 9-42	Nov. 9	Boise	31,492	Mostly Clear, 43F
Air Force	L, 22-44	Nov. 23	Albuquerque	13,844	Sunny, 51F
Utah State	L, 25-38	Nov. 30	Albuquerque	11,611	Sunny, 39F

Coach: Bob Davie

Captains: Alex Hart, Trent Sellers, Aaron Blackwell, Kyle Stapley

2020 (2-5 Overall, 2-5 Mountain West)

Opponent	Result	Date	Site	Attendance	Weather
at San Jose State	L 21-38	Oct. 31	San Jose	0	Sunny, 78F
at Hawai'i	L 33-39	Nov. 7	Honolulu	0	Partly Cloudy, 82F
Nevada	L 20-27	Nov. 14	Las Vegas	250	Sunny, 66F
at Air Force	L 0-28	Nov. 20	Colorado Springs	100	Mostly Cloudy, 37F
at Utah State	L 27-41	Nov. 26	Logan	198	Overcast, 32F
Wyoming	W 17-16	Dec. 5	Las Vegas	250	Clear, 45F
Fresno State	W 49-39	Dec. 12	Las Vegas	250	Clear, 48F

Coach: Danny Gonzales

Captains: UNM's 12 seniors

2021 (2-5 Overall, 2-5 Mountain West)

Opponent	Result	Date	Site	Attendance	Weather
Houston Baptist	W 27-17	Sept. 2	Albuquerque	15,908	Sunny, 82F
New Mexico State	W 34-25	Sept. 11	Albuquerque	28,470	Sunny, 93F
at Texas A&M (5)	L 0-34	Sept. 18	College Station	98,780	Sunny, 85F
at UTEP	L 13-20	Sept. 25	El Paso	15,069	Cloudy, 81F
Air Force	L 10-38	Oct. 2	Albuquerque	13,158	Cloudy, 72F
at San Diego State	L 7-31	Oct. 9	Carson	8,387	Sunny, 69F
Colorado State	L 7-36	Oct. 16	Albuquerque	15,403	Sunny, 67F
at Wyoming	W 14-3	Oct. 23	Laramie	20,133	Sunny, 53F
UNLV	L 17-31	Nov. 6	Albuquerque	14,007	Sunny, 73F
at Fresno State	L 7-34	Nov. 13	Fresno	35,020	Hazy, 62F
at Boise State	L 0-37	Nov. 20	Boise	28,542	Sunny, 39F
Utah State	L 10-35	Nov. 26	Albuquerque	11,046	Sunny, 39F

Coach: Danny Gonzales

Captains: Terry Wilson, Jerrick Reed II, Kyle Stapley, Joey Noble

Totals: 493-623-31 overall

Home: 332-268-17

Road: 156-344-13

Neutral: 5-11-1

%denotes lightning delay during or prior to the game

^denotes wind over 25 MPH

^^denotes wind over 30 MPH

^^^denotes wind over 40 MPH

UNM Administration



GARNETT S. STOKES PRESIDENT

Garnett S. Stokes was installed as the 23rd president of The University of New Mexico on May 12, 2018. She is the first woman to hold the post in the university's history. A tireless advocate for a transformative student experience, an empowered faculty, and a campus culture of continuous improvement, Stokes brings to New Mexico's premiere R1 university more than four decades of experience and enthusiasm—as well as the unflagging energy needed to ensure The University of New Mexico thrives as a great place to work, live, and learn.

Shortly after taking office in 2018, Stokes journeyed on an unprecedented statewide "listening tour," covering 4,300 miles as she travelled through all 33 of New Mexico's diverse counties. Her meetings with thousands of New Mexicans—hearing their stories, and learning of their hopes and expectations—helped frame her immediate presidential priorities of promoting campus safety, supporting student veterans, and advancing the University's mission of world-class research. Stokes continues to hold regular office hours, routinely engaging with faculty, staff, and students for their input and commentary.

Throughout her distinguished career as an educator and leader, Stokes has been praised for her commitment to building outstanding leadership teams dedicated to student success. At UNM, she continues in this tradition, hiring diverse and talented leaders from across the nation to fill key roles at the university, including the Executive Vice President for Health Sciences, Provost and Executive Vice President for Academic Affairs, Senior Vice President for Finance and Administration, Vice President for Enrollment and Management, and Vice President for Equity and Inclusion.

Under Stokes's leadership, UNM has embarked on a journey of academic excellence, self-reflection, and collaborative problem-solving to identify effective ways to make the University of New Mexico a better and more engaging place to learn, work, and live. Since her arrival, UNM has received the Carnegie Community Engagement Classification, a designation that indicates institutional commitment to community engagement, and one of only 119 institutions to earn such a designation. UNM is also among the highest number of Fulbright awardees in the country.

As president, Stokes has worked tirelessly to seamlessly coordinate UNM's core missions of conducting top-tier research, compassionate and quality health care and health services, and providing access to a quality education for one of the most diverse student populations in the nation. She has made it a priority to promote and support collaborative efforts of the UNM community that benefit the entire State of New Mexico. In collaboration with the Board of Regents, she continues to strengthen relationships with key stakeholders to advance UNM's mission.

In February 2019, Stokes announced the UNM Grand Challenges, calling on researchers across disciplines to address problems of global, national and regional significance. After receiving proposals from research teams across UNM's campuses, Stokes chose to focus on three key areas as part of the newly-established UNM Grand Challenges: Sustainable Water Resources, Successful Aging, and Substance Use Disorders. She charged researchers with developing goals that enable multiple paths towards solutions and that are relevant across varied disciplines and communities. Since 2019, Grand Challenges teams have generated more than \$20 million in funding, and continue to implement education and community outreach events and initiatives to improve lives around the State of New Mexico.

Prior to her arrival at UNM, Stokes served as interim chancellor, provost and executive vice chancellor for academic affairs at the University of Missouri, and was provost and executive vice president for academic affairs and interim president at Florida State University. She has also been a faculty member, chair of the department of psychology, and dean of the Franklin College of Arts and Sciences at the University of Georgia.

A first-generation college graduate, Stokes earned her B.A. in psychology from Carson-Newman College in Jefferson City, Tennessee, and M.S. and Ph.D. degrees from the University of Georgia in industrial/organizational psychology. For nearly three decades, she served as a professor in the psychology department at the University of Georgia, including seven years as dean of UGA's Franklin College of Arts and Sciences.

Her husband, Dr. Jeff Younggren, is a forensic psychologist and a retired Colonel in the U.S. Army. They have two children and four grandchildren. President Stokes and Dr. Younggren reside on campus at University House.



EDDIE NUÑEZ ATHLETIC DIRECTOR

Eddie Nuñez was named to the top post in athletics on August 31, 2017. Nuñez is UNM's 13th Athletic Director, dating back to 1911. His title was officially changed to Vice President/Director of Athletics in the fall of 2021.

"My number one priority at UNM is always going to be the student-athlete and making sure their experience offers the support and resources they need to achieve great things on and off the field of play. We are going to bring passion, transparency and energy to everything we do here."

In his first five years in the AD's chair, Nuñez has presided over plenty of success stories, starting with a National Championship in Cross Country in 2017. Over his five years, UNM has totaled 34 NCAA Tournament appearances and 15 Mountain West titles. Among the 322 All-Conference performers have been 30 conference Athletes of the Year and 11 conference Coach of the Year awards. Academically, UNM's 1,031 Mountain West All-Academic selections and 728 Mountain West Scholar-Athletes are the highest total among all Mountain West schools over that time frame.

In 2021-22, the Lobos were able to successfully navigate through COVID-19 issues which limited certain aspects of UNM's athletic operation. Despite various roadblocks, UNM won three conference titles including back-to-back women's soccer titles. Nuñez also hired new coaches for Lobo Men's Basketball and baseball, invigorating the fan bases of both programs. UNM's student-athletes again posted a top-5 semester GPA, and the Lobos against had two student-athletes named CoSIDA Academic All-Americans.

In 2020-21, despite the hardships associated with COVID-19, the Lobos led the Mountain West with six championships, winning in women's basketball, women's soccer, women's cross country, women's golf, men's golf and men's tennis. Those six championships tied for the most for any Group of 5 institution in 2020-21. Nuñez expertly led a department that had three major

programs in football, men's basketball and women's basketball need to shift its base of operations out of state. Despite that, UNM once again had several program records for GPA, including the best two-year GPA in the history of UNM Athletics. Nuñez was also named to the LEAD1 Board of Directors.

For his work throughout the 2020-21 season, Nuñez became just the third person in the history of the Mountain West to be honored with the Commissioner's Award, becoming the first recipient in 14 years.

The 2019-20 academic year was one of great success as UNM's student-athletes set a host of records for grade point averages. Additionally, three programs were honored by the NCAA for APR public recognition, women's golf was the top academic program in the nation for a season straight year, and UNM led the Mountain West in scholar-athletes for an eighth straight year. With a 3.74 GPA, the department set the GPA record for a second-straight semester.

The 2018-19 academic year saw four teams (women's soccer, women's cross country, men's golf and men's tennis) win Mountain West titles, and UNM picked up a national runner-up finish in women's cross country and its highest finish, fifth, in women's indoor track & field. The department also had a pair of individual national champions and five CoSIDA/Google Cloud Academic All-America selections.

The 2017-18, his first at New Mexico, saw the department win its third NCAA title in the long rich history of UNM athletics as the women's cross country team won its second title in three seasons. The department also saw 14 top-five GPAs spread out amongst its programs, and UNM's first-ever individual national champion in women's cross country.

Throughout it all, academic success has defined his tenure. Since becoming AD, 10 of UNM's 14 programs have set program GPA records, and 13 of 14 have turned in at least two top-5 semester GPAs. Additionally, GPA records for male, female and all student-athletes have been set twice. In the 2017-18 academic year, the Lobos had 65 degrees conferred to student-athletes, in 2018-19, 93 earned degrees and in 2019-20, 63 walked across the stage, including during a highly successful virtual graduation ceremony that had hundreds of live viewers. UNM also ran its streak of leading the Mountain West in Scholar-Athletes to eight straight years.

He has also made his mark on the department in many areas. Nuñez has hired new coaches in women's volleyball, women's tennis, swimming and diving and he brought back former Lobo and Albuquerque native Danny Gonzales back home to UNM to lead the football program. His most recent hire was bringing in former Big Ten Coach of the Year Richard Pitino to lead the men's basketball program.

Under Nuñez, UNM has also entered exciting new partnerships with PlayFly Sports (formerly OutFront Sports), rebranding UNM's external marketing arm as New Mexico Sports Properties. UNM has also has new partnerships with Paciolan (earning their "Newcomer of the Year" Award), Athlete Network, Licensing – Affinity, Merchandise, and a three-year comprehensive partnership with UNM Hospital and Health Sciences to provide medical assistance and mental health services for Lobo student-athletes.

Nuñez also extended the department's longstanding partnership with Nike to continue as the official outfitter of the university's athletic programs.

He has also led the restructuring of the Lobo Club to streamline, align and enhance the fundraising efforts towards UNM athletics. This new restructuring has been instrumental in improving donations, increasing Lobo Club membership, improving customer service and reestablishing trust with donors and supporters. These efforts have helped increase funding for the mental health and wellness of our student-athletes and established three new endowments for the long-term success of the athletic department and the support of our student-athletes, including specific endowments for men's basketball and football. During Nuñez's tenure, the Lobo Club Champions Council has continued to grow in members and in financial support.

Nuñez has played an important role nationally as a leader in the field of college athletics. In January of 2021, he was appointed to the LEAD1 Executive Committee and Board of Directors, an organization that represents the athletics directors, programs and student-athletes of the 130 member universities of the Football Bowl Subdivision. That followed his August of 2020 appointment to the 30-person Lead1 Working Group for Diversity, Equity, and Inclusion in College Sports. That working group explores initiatives to strengthen senior leadership pipelines, expand professional development opportunities, influence legislation that supports underrepresented populations and recommend strategies of accountability.

He also currently serves on the Executive Board for the New Mexico Bowl and he has over his time at UNM served on a variety of committees with the Mountain West, including serving on the Mountain West Executive Board.

For 14 years, starting in 2003, Nuñez served in a variety of high-level administrative capacities at LSU, one of the nation's top athletic departments. He also has served as the department's liaison with LSU Sports Properties, the Tiger Athletic Foundation and University Licensing and Brand Management.

While he held seven positions and titles at LSU, the department continually flourished. Under his guidance, LSU experienced of \$400 million in facility renovations and construction, and Nuñez led the renegotiations of a 10-year multi-media rights agreement with Outfront Media Sports.

Additionally, he oversaw the planning and management of the LSU Athletics Strategic Plan, Marketing and Promotions, Athletic Communications, Social and Digital Media, Creative Services, Video/Network Broadcast Services and all capital projects.

While he has made his mark collegiately at LSU, Nuñez began his career as a collegiate administrator at Vanderbilt University, where he was the Director of Game and Event Management. Additionally, he assisted in construction and planning of numerous facility upgrades.

A former college athlete, Nuñez played four years of basketball, starting at Miami-Dade Community College before transferring to the University of Florida, playing for Billy Donovan. He then spent two seasons as a graduate assistant under Donovan at Florida before being named an administrative assistant at Marquette in the men's basketball program.

A native of Miami, Florida, Nuñez received his Associate Degree in arts and architecture from Miami-Dade Community College, his Bachelor's Degree in Sports Management and Master's Degree in Sports Administration from the University of Florida. He is married to the former Jane Hess and the couple are proud parents of two daughters, Elizabeth and Anna.



UNM Board of Regents



Douglas Brown
President



Kimberly Rael
Vice President



Sandra Begay
Treasurer



Jack Fortner



Randy Ko
Student Regent



William H. Payne



Robert Schwartz

Media Coverage

PRINT

Albuquerque Journal

Randy Harrison, Sports Editor
Steve Virgen, Beat Writer (svirgen@abqjournal.com)
P.O. Drawer J
Albuquerque, NM 87103
Phone: (505) 823-3900
FAX: (505) 823-3998
website: www.abqjournal.com

Santa Fe New Mexican

Will Webber (webber@sfnewmexican.com)
202 E. Marcy St.
Santa Fe, NM 87501
Phone: (505) 983-3303

Associated Press

Glen Rosales (rosalesabq@aol.com)
5130 San Francisco NE, Suite A
Albuquerque, NM 87109
Phone: (505) 822-9022
FAX: (505) 828-0310

Rio Rancho Observer

Gary Herron (gherron@rrobserver.com)
1594 Sara Rd., Suite D
Rio Rancho, NM 87124
Phone: (505) 892-8080
FAX: (505) 892-5719

Daily Lobo

TBA, Sports Editor
(sports@dailylobo.com)
Marron Hall-UNM
Albuquerque, NM 87131
Phone: (505) 277-7527
FAX: (505) 277-6228
website: www.dailylobo.com

The Lobo Lair

TBA

RADIO

Lobo Radio Network

Robert Portnoy (play-by-play)
unmlobosradio@yahoo.com
Phone: (505) 307-6971
DonTrell Moore (analyst)
dmoore_22@yahoo.com

KOB-AM (770 AM)

500 4th St., NW
Albuquerque, NM 87102-2102
Phone: (505) 767-6700
FAX: (505) 767-6711/6767
website: www.770kkob.com

KNML/The Sports Animal (610 AM)

Jeff Siembieda - The Opening Drive
(jeffrey.c.siembieda@espn.com)
J.J. Buck - The Opening Drive
(jj.buck@cumulus.com)
Fred Slow - Two Men On
(fred.slow@cumulus.com)
Van Nunley - Two Men On
(van.nunley@cumulus.com)
Robert Gipson - Two Men On
(robert.gipson@cumulus.com)
500 4th St., NW
Albuquerque, NM 87102-2102
Phone: (505) 767-6700
FAX: (505) 767-6711
website: www.610thesportsanimal.com

KQTM (101.7 FM) The TEAM

Joe O'Neill (joe@1017theteam.com)
4131 Barbara Loop SE, Ste 202
Rio Rancho, NM 87124
Phone: (505) 338-1414
www.1017theTeam.com

KUNM (89.9 FM)

Onate Hall / 3rd Floor North
Albuquerque, NM 87131
Phone: (505) 277-4806

TELEVISION

KOB-TV (NBC, Channel 4)

Brandon Ortega (bortega@kob.com)
Lee Faria (LFaria@kob.com)
P.O. Box 1351
Albuquerque, NM 87103
Phone: (505) 764-2450
FAX: (505) 764-2456
website: www.kobtv.com

KRQE-TV (CBS, Channel 13)

Van Tate (van.tate@krqe.com)
Jared Chester (jared.chester@krqe.com)
Phone: (505) 767-9411
P.O. Box 1294
Albuquerque, NM 87125
Phone: (505) 764-9411
FAX: (505) 842-8483
website: www.krqe.com

KOAT-TV (ABC, Channel 7)

Ron Burke (ron.burke@hearst.com)
Bethany Miller (bethany.miller@hearst.com)
P.O. Box 25982
Albuquerque, NM 87125
Phone: (505) 884-6330
FAX: (505) 884-6282
website: www.koat.com

Media Information

WWW.GOLOBOS.COM

THE OFFICIAL SITE OF NEW MEXICO ATHLETICS

GoLobos.com is the official web site for New Mexico Athletics and your leading resource for information on Lobo Football. Fans can find everything they need on GoLobos.com, including tickets, schedules and updates on any and everything involving Lobo Football. The 2022 season marks the third with WMT, UNM's web hosting company. Exciting features on the site include:

- Video Clips on LOBO TV
- Free Live Audio Streaming
- Free Live Video Streaming of Selected Games
- Printable and Downloadable Schedules
- Live and Archived Press Conference Footage
- Archives of the Lobo Coaches TV and Radio Shows
- Purchase and Print Tickets Online
- Lobos Photo Store
- Live Stats
- Media Guide and Game Notes



FACEBOOK.COM/NEWMEXICOLOBOS



TWITTER.COM/UNMLOBOS



INSTAGRAM.COM/UNMLOBATHLETICS

MEDIA

The University of New Mexico football team gets extensive media coverage on a daily basis from the Albuquerque Journal, Daily Lobo, numerous radio outlets, including flagship station 770 Kkob-AM, and three network television stations covering the beat.

LOBOS ON THE RADIO

Every New Mexico game is broadcast over the 18-station Lobo Radio Network, spearheaded by flagship 770 Kkob-AM, at 50,000 watts one of the largest stations in America in terms of geographical penetration. Kkob is also simulcast on 94.5 FM, because it really is better on the FM. Fans outside of Kkob's listening audience can also receive the games over the Internet at www.GoLobos.com with UNM's free audio stream.

In addition to 770 Kkob, the Lobos can also be heard state-wide on the Lobo Radio Network. The Lobo Radio Network currently consists of 18 stations in New Mexico, including:

	Call Letters	Freq
Albuquerque	Kkob-AM	770/94.5
Aztec	KLIH-FM	96.1
Bloomfield	KLIH-2	107.1
Farmington	KLIH-FM	107.1
Farmington	KLIH-FM	96.1
Farmington	KLIH-1	107.1
Gallup	KYVA-AM	1230
Gallup	KYVA-AM	94.9
Grants	KMIN-AM	980
Hobbs	KWMW-FM	105.1
Las Vegas	KBQL-FM	92.7
Mancos, CO	KLIH-FM	107.9
Pagosa Springs, CO	KLIH-FM	98.3
Santa Fe	KVSF-AM	1400
Ruidoso	KWMW-FM	99.1
Ruidoso	KRUI-AM	1490
Socorro	KYRN-FM	102.1
Window Rock, AZ	KLIH-FM	92.3

LOBOS ON TELEVISION

Television trucks at UNM park below the West Press Box in the Stadium West parking lot. Workers for TV park in Baseball East or Baseball South lots, where UNM media also park.

The television broadcast center is located in the top level of the West Press Box, which is one of the best broadcast views in all of the West, with the scenic Sandia Mountains beyond the stadium.



New Mexico Athletic Communications Wins First Super-11 Award

Three first-time winners, including The University of New Mexico, and eight previous ones comprise the 13th Annual Super 11 Awards, which the Football Writers Association of America rewards annually to the best performing sports information departments in the Football Bowl Subdivision. The awards announced this week are for the 2021 season.

In addition, the FWAA presented a Super 11 Coach of the Year Award to Boston College Coach Jeff Hafley who granted outstanding access to his program during the 2021 season. He is the fourth head coach to win this award, which began with the 2018 season.

The award for New Mexico is its first Super 11 Award, and it is the first time that the Lobo communications office has been honored for press operations in football since 1988 under former director Greg Remington.

"It's a big honor and recognition for the entire external staff at UNM," said Assistant A.D. for Communications Frank Mercogliano, who oversees football communications. "This reflects Coach Gonzales and how he runs his program. He runs a very open program with tremendous access, which makes our jobs on the external team easy."

The Lobo communications team for 2021 was Frank Mercogliano, Steve Kirkland, Allison Weiss and Alma Solis, and the external team also consisted of Stanley Frazier, Chase Christiansen, Drew Patterson, Jonathan Tibbetts and Corie Apodaca. Joe Thuente served as the Associate A.D. for Marketing and Communications and oversaw the entire external team.

This year's winners were deemed to have had excellent accessibility during the week of the game and after the game – with a program's players, coaches and assistant coaches.

FWAA members provided input during the season and made comments in an FWAA Awards survey after the 2021 season. In addition, SID press boxes were judged on how well they were run and maintained in terms of neutrality, pool reporters and noise level that could affect a media person's ability to do his or her job. In recent years, the availability of nearby press parking has become a plus.



This is the Mountain West

THIS IS THE MOUNTAIN WEST

From its inception in 1999, the Mountain West has been committed to excellence in intercollegiate athletics, while promoting the academic missions of its member institutions. Progressive in its approach, the MW continues to cultivate opportunities for student-athletes to compete at the highest level while fostering academic achievement and sportsmanship. Now in its 22nd year, the MW has been assertive in its involvement with the NCAA governance structure and has taken a leadership role in the overall administration of intercollegiate athletics.

The Mountain West has marked several achievements during its first 21 years, most notably becoming the first to establish a sports television network dedicated solely to an intercollegiate athletic conference (The Mtn.). The Mountain West also was the first to experiment with the coaches' challenge in the college football instant replay system, and was the first non-automatic-qualifying BCS conference to participate in four BCS bowl games, winning three. In the inaugural year of the new College Football Playoff system, Boise State earned the automatic slot into a New Year's Six bowl game as the highest-ranked champion from the Group of Five 5 conferences. The Broncos defeated then 10th-ranked Arizona 38-30 in the VIZIO Fiesta Bowl. In 2011-12, the Mountain West was among the first conferences to implement a league-wide state-of-the-art basketball instant replay system.

Changes in the NCAA governance structure set the table for another Conference first, when two members of the MW Student-Athlete Advisory Committee (SAAC) were included in the June 2014 meeting of the Mountain West Board of Directors. New Mexico track and field athlete Kendall Spencer, the national chair of the 2014-15 NCAA Division I Student-Athlete Advisory Committee, and Air Force Academy volleyball player Emma Dridge joined the BOD members in this historic meeting to advance the discussion on student-athlete involvement in the NCAA and MW governance structure. For the last six academic years, MW student-athletes have participated in monthly membership calls and have joined MW administrators in the annual Joint Council Spring Meetings in Arizona.

The Mountain West is well-represented within the new NCAA governance structure, including individuals who were appointed to serve on committees tasked with managing the day-to-day business of Division I athletics. Kendall Spencer, the former chair of the DI Student-Athlete Advisory Committee and UNM track & field athlete, was the first student-athlete in the history of the organization to serve on the Division I Board.

Additionally, the Mountain West was the only conference to have the same member institution with No. 1 overall picks in both the NFL and NBA drafts in the same year (Utah's Alex Smith and Andrew Bogut, respectively in 2005). With UNLV's Anthony Bennett claiming the No. 1 pick in the 2013 NBA Draft, the Mountain West is one of three conferences to have multiple No. 1 NBA draft selections since 2000. Also, with San Diego State's Stephen Strasburg earning the No. 1 pick in the 2009 MLB Draft, the Mountain West is one of three conferences to have the No. 1 selection in each of the NFL, NBA and MLB drafts since the MW was founded in 1999.

The Mountain West is noted for its geographic diversity. Some of the most beautiful terrain and landscapes in the nation can be found within Mountain West boundaries, including the majestic Rocky Mountain range, which borders five MW institutions (Air Force, Boise State, Colorado State, New Mexico and Utah State). The high plains of Wyoming (elevation 7,220 feet – the highest Division I campus in the nation) contrast with the desert cities of Las Vegas and Reno, home to UNLV and Nevada, respectively, while Fresno State, San Diego State and San José State add a West coast influence with their locations in Central, Southern and Northern California. The inclusion of the Hawai'i football program extends the Mountain West footprint to the beautiful islands in the Pacific Ocean, while the addition of the women's soccer program at Colorado College gives the MW an additional presence in the Rocky Mountains.

HISTORY

The Mountain West was conceived on May 26, 1998, when the presidents of eight institutions — Air Force, BYU, Colorado State, New Mexico, San Diego State, UNLV, Utah and Wyoming — decided to form a new NCAA Division I-A intercollegiate athletic conference. The split from a former 16-team conference re-established continuity and stability among the membership within the new league and signaled the continuation of its tradition-rich, long-standing athletic rivalries. Three of the MW's eight original members have been conference rivals since the 1960s (New Mexico, Wyoming and Colorado State), while San Diego State (1978) and Air Force (1980) were longtime members as well. UNLV and TCU entered the fold in 1996 and the Rebels continued as one of the original eight institutions that formed the MW in 1999. TCU re-joined the group with its first year of competition in the Mountain West in 2005-06. With conference realignment sweeping the nation in recent years, the MW has been proactive in addressing membership changes. Boise State University joined the Mountain West in 2011-12, followed by Fresno State and the University of Nevada on July 1, 2012. Also on July 1, 2012, the University of Hawai'i became a football-only member of the Conference. On July 1, 2013, the Mountain West further expanded when San José State University and Utah State University joined the Conference, bringing to 11 the number of full-time member institutions and 12 football-playing members. On July 1, 2014, the Colorado College women's soccer program became the first non-football affiliate member of the Mountain West, expanding that sport to 12 Conference participants.

When the Mountain West officially began operations on July 1, 1999, the new league had in place a seven-year contract with ESPN, giving the broadcast entity exclusive national television rights to MW football and men's basketball, and three-year agreements to send the league's football champion to the Liberty Bowl and a second team to the Las Vegas Bowl. Commissioner Thompson also arranged a third bowl tie-in each of the first three seasons (1999 Motor City, 2000 Silicon Valley, 2001 New Orleans) before securing a four-year deal with the Emerald Bowl in San Francisco in 2002.

Entering the 2020 season, the MW has nine (9) postseason opportunities, including a spot in a New Year's Six Bowl (highest ranked non-autonomous 5 champion), five (5) primary bowl positions with the Los Angeles Bowl, Famous Idaho Potato Bowl, New Mexico Bowl, NOVA® Home Loans Arizona Bowl and SoFi Hawai'i Bowl - and three (3) secondary positions.

An innovator in the postseason bowl structure, the MW engineered many "firsts," as league teams have participated in seven inaugural bowl games (2000 Silicon Valley, 2001 New Orleans, 2002 San Francisco (Emerald), 2005 Poinsettia, 2006 New Mexico, 2015 Arizona, 2015 Cure), as well as placing the first non-automatic-qualifying FBS team into a BCS bowl game with Utah's appearance in the 2005 Tostitos Fiesta Bowl and into the College Football Playoff (CFP) with Boise State's selection to the 2014 Tostitos Fiesta Bowl.

2020-21 IN REVIEW

From the gridiron to the diamond, Mountain West teams enjoyed a strong year in 2020-21. In football, the eighth annual MW Football Championship Game took place on December 19, 2020, at Sam Boyd Stadium in Las Vegas. San José State faced Boise State with the Spartans claiming their first Conference title, 34-20.

The Mountain West sent three teams into postseason bowl games. The league has earned 106 bowl bids since 1999 and holds a 58-47 (.552) all-time record (2018 First Responder Bowl between Boise State and Boston College was canceled due to weather).

San Diego State captured the Mountain West men's basketball regular-season title for the second-consecutive year and won the Conference tournament championship. The Aztecs, along with Utah State, earned bids to the NCAA tournament, marking the third time in the last four seasons that the MW has earned multiple bids. Boise State and Colorado State appeared in the NIT.

In women's basketball, New Mexico won its first outright Mountain West regular-season title with an 11-3 Conference record. Wyoming won its first Confer-





This is the Mountain West

ence tournament title, defeating Fresno State to earn the program's second bid to the NCAA tournament.

In women's volleyball, UNLV won its first Mountain West title made its third trip to the NCAA Tournament. The Rebels concluded the season with an NCAA tournament loss in the second round against No. 2 Kentucky after posting a 13-1 record, including 12-0 in MW play.

In women's soccer, with a 10-1 Conference record on the season, UNM was crowned the MW regular-season champions and earned the Conference's automatic bid to the NCAA championship. The Lobos made their third NCAA tournament appearance and first since 2011. UNM advanced to second round of the 2020 NCAA tournament after edging Navy in penalty kicks.

In cross country, the New Mexico women's program won its 13th-straight MW title, while the Air Force men's program earned its third Conference title. Air Force senior Mahala Norris crossed the finish line first in the women's race with a time of 19:57.7, becoming the first Air Force women's runner to claim a MW cross country individual title. On the men's side, Caleb Garnica become the second-straight Aggie to claim the MW individual title after clocking a time of 23:38.4. Five Mountain West squads and three individuals qualified for the NCAA Cross Country Championships in 2020.

In women's swimming and diving, UNLV won its second Mountain West title edging out Nevada by one-tenth of a second in the final event of the championship. Five MW student-athletes participated in the NCAA Championship including an 11th place finish for San Diego State's Klara Thormalm in the 100-breaststroke and a 13th-place finish for Wyoming diver Melissa Mirafuentes in the platform dive.

New Mexico men's tennis won its league-leading eight Mountain West title, earning the Conference's automatic berth into the NCAA tournament. On the women's side, San José State won its second Conference title and first since 2017.

The New Mexico men's golf team captured its eighth Mountain West championship as the league sent four teams and three individuals to the NCAA regionals. It was the 21st consecutive season the MW sent at least three teams to NCAA regionals. Nationally ranked San Diego State advanced through the Kingston Springs Regional and advanced to the NCAA Men's Golf Championship.

On the women's side, New Mexico captured its league-record ninth MW title, and the league was represented by three teams and two individuals in the NCAA regionals. San José State sophomore Kajsa Arwefjall earned WGCA All-America honors to conclude the season.

Fresno State earned the Mountain West's automatic bid to the NCAA Softball Championship after claiming the regular-season title with a 20-4 record in Conference action. This marked the Bulldogs first NCAA tournament appearance since 2017 and 34th in program history.

The 2021 outdoor track & field season was highlighted by Air Force's Mahala Norris capturing the NCAA title in the 3,000-meter steeplechase, becoming the fifth-straight MW student-athlete to win the title. The Mountain West saw 20 entries qualify for the NCAA championships with nine earning first-team All-America honors. Colorado State claimed its second-straight MW men's outdoor track & field title, while San Diego State won its sixth Conference championship in program history on the women's side.

In baseball, Nevada earned the league's automatic bid after winning its third MW championship. The Wolf Pack made their first appearance in the NCAA Regionals since 2000.

ACADEMIC CONSORTIUM

From the outset, Mountain West member institutions have been committed to creating strong academic relationships, as well as athletic competition. To that end, the chief academic officers of each institution have explored academic exchange programs, library crossovers and shared research. In addition, the faculty athletics representatives routinely provide educational assistance and test-taking services for student-athletes visiting from fellow member institutions for competition.

OPPORTUNITY

The Mountain West provides a first-class athletic and academic experience for more than 5,100 student-athletes each year. Over the past 21 years, 43 Mountain West student-athletes have earned NCAA Postgraduate Scholarships, and since the league's inception in 1999, an additional 41 student-athletes have been named MW Scholar-Athlete of the Year and awarded league-sponsored postgraduate scholarships. Four Mountain West student-athletes have earned distinction as Rhodes Scholars (Jessica Mellinger, Wyoming, and Delavane Diaz, Brittany Morreale and Rebecca Esselstein, Air Force).

Conference student-athletes are also given a voice regarding pertinent issues within the MW and NCAA governance structure through representation on the Student-Athlete Advisory Committee (SAAC). The Mountain West SAAC is comprised of 24 members (22 student-athlete representatives, the MW representative to the Division I National SAAC and one faculty athletics representative). The committee reviews and reacts to legislation and to other topics referred by the Conference constituent groups or committees related to the student-athlete experience. Since the inclusion of two SAAC members at the June 2014 meeting of the MW Board of Directors, the Conference maintains its commitment to the participation of student-athletes in its governance structure, which is consistent with the Mountain West's focus on enhancing the student-athlete experience.

ACHIEVEMENT

The MW has produced 1,587 All-America selections among its 18 sponsored sports (men's swimming was discontinued as a Conference sport following the 2010-11 season) in the last 22 years, including a league-record 103 All-America honorees in 2016-17. A total of 208 MW student-athletes have also earned Academic All-America accolades in that span. The Mountain West has sent at least 25 teams to NCAA postseason events in each of the past 22 years, capturing five team national championships in women's cross country and producing 51 individual national champions in the sports of men's golf, men's cross country, women's diving, and men's and women's indoor track & field and outdoor track & field.

Mountain West members have participated in 106 bowl games under the league umbrella, including four appearances in BCS games and one CFP game. The MW has earned 86 postseason bids in men's basketball, with six Sweet 16 appearances, as well as three NIT Final Four berths. MW women's basketball has tallied 82 postseason slots, including 39 NCAA bids, five Sweet 16 appearances and one Elite Eight berth since 2000. Wyoming won the MW's first WNIT championship in 2007 with a win over Wisconsin. In women's volleyball, the MW has had 45 NCAA bids with nine Sweet 16 berths and one Elite Eight appearance. Women's soccer has earned 35 NCAA bids since 1999, with two Sweet 16 berths and one Elite Eight appearance. Mountain West men's golf has sent at least three teams to the NCAA Men's Golf Regionals in each of the 21 years the postseason was held (canceled in 2020 due to COVID-19 pandemic), while women's golf has had at least three teams participate in NCAA Regionals 16 of the last 21 years.

SPORTSMANSHIP

Named a Sports Ethics Fellow by the Institute for International Sport in 1998, Commissioner Thompson has been a driving force for sportsmanship within intercollegiate athletics. As part of its continuing growth and development, the Mountain West implemented an extensive Sportsmanship Initiative, endorsed by both the MW Joint Council and MW Board of Directors. The program is made up of several elements, which are both practical and philosophical in nature. While the MW has significant penalties in place to deal with violations, the Sportsmanship Initiative is primarily promotional and educational in nature. The goal is to develop an environment that fosters appropriate behavior from all Conference constituencies.