



# THE UNIVERSITY OF NEW MEXICO LOBO FOOTBALL

## ATHLETIC COMMUNICATIONS

Frank Mercogliano, Asst. A.D. for Communications (Primary)  
Email: fmercog@unm.edu  
Cell Phone: 505-410-4844  
Twitter: @fmmercogliano  
Allison Weiss, Asst. Dir. of Communications (Secondary)  
Email: allisonweiss@unm.edu  
Cell Phone: 661-313-5402

1939 Sun Bowl \* 1944 Sun Bowl \* 1946 Sun Bowl \* 1947 Harbor Bowl \* 1961 Aviation Bowl \* 1997 Insight.com Bowl \* 2002 Las Vegas Bowl \*  
2003 Las Vegas Bowl \* 2004 Emerald Bowl \* 2006 New Mexico Bowl \* 2007 New Mexico Bowl \* 2015 Gildan New Mexico Bowl \* 2016 Gildan New Mexico Bowl

### Game 8

Date.....Saturday, October 22  
Time.....4:30 p.m.  
Location.....Albuquerque, N.M.  
Venue.....University Stadium  
Capacity.....39,224  
Television.....FS2  
Series Record.....Fresno State leads 14-5  
In Albuquerque.....Fresno State leads 6-3  
In Fresno.....Fresno State leads 8-1  
In Las Vegas.....New Mexico leads 1-0  
Current Streak.....Fresno State, 3  
Last Meeting in Albuquerque.....10/20/18, FS 38-7  
Last Meeting in Fresno.....11/13/21, FS 34-7



### New Mexico Lobos

Record: 2-5, 0-3 MW

Head Coach: Danny Gonzales  
UNM Record: 7-19 (3rd Year)  
Career Record: 7-19 (3rd Year)



### Fresno State Bulldogs

Record: 2-4, 1-1 MW

Head Coach: Jeff Tedford  
FS Record: 28-18 (4th season)  
Career Record: 110-75 (15th season)

### Broadcast Info

#### TV: FS2

Play-by-Play.....Eric Collins  
Analyst.....Devin Gardner  
Sidelines.....TBA

#### RADIO: Lobo Radio Network

(770 KKOB-AM flagship in Albuquerque)

Play-by-Play.....Robert Portnoy  
Analyst.....DonTrell Moore  
Sidelines.....Ned James

## 2022 Schedule

Date	Opp. (AP/Coaches Poll)	TV	Time (MT)/Res.	Series Standing	Quick Facts
Sept. 3	Maine	My50-TV/MWN	W 41-0	UNM now leads 1-0	UNM has won six straight home openers ... first shutout in 81 games (MVSU 66-0 on 9/5/15) ... allowed just 118 yards, 7 FDs ... Wysong 2 TDs
Sept. 9	*Boise State	CBS Sports Network	L 14-31	Boise State now leads 12-1	BSU blocked punt for TD (3rd in 2 meetings) ... C.Washington 100-yard KOR TD ... Kendrick-Porter connect for 69-yd TD ... Reed 12 tackles.
Sept. 17	UTEP	My50-TV/MWN	W 27-10	UNM now leads 44-33-3	Hannah 22yd INT TD ... Lobo defense nabs 7 takeaways ... Steinkamps career-long 51 FG ... Moon CH 11 tackles, 2.0 sacks ... Jones 83 rushing
Sept. 24	at LSU (RV/RV)	SECN+/ESPN+	L 0-38	LSU now leads 1-0	UNM recorded just 2 FDs (school-record low) ... LSU never punted ... outgained 633-88 ... Moon double-digit tackles 2nd straight week.
Sept. 30	*at UNLV	CBS Sports Network	L 20-31	UNLV now leads 14-12	UNM had 17-0 lead ... Kendrick two rushing TDs ... UNM 137 yds in 1Q, 167 over final 3 ... Porter 117 yds rec. ... Wysong 72 PR TD called back
Oct. 8	*Wyoming	CBS Sports Network	L 14-27	Wyoming now leads 39-36	UNM had 14-0 lead ... UNM throws pick-six on final drive for second str. week ... first game w/out a takeaway ... Moon led with nine tackles.
Oct. 15	at New Mexico State	AggieVision	L 9-21	UNM now leads 73-34-3	No TD vs. NMSU for first time since 1968 ... outgained NMSU 269-225 ... no takeaways 2nd-str. game ... 11 penalties on UNM ... Drzewiecki 3 FGs.
Oct. 22	*Fresno State	FS2	4:30 pm	Fresno State leads 14-5	UNM looking for 1st win over FS in ABQ since 1989 (0-5 since) ... UNM won 49-39 in 2020 in Las Vegas ... FS 30+ in 12 of last 13 vs. UNM.
Nov. 5	*at Utah State	CBS Sports Network	1:30 pm	Utah State leads 14-13	First non-Thanksgiving week game vs. USU since 2018 ... UNM and USU have played in Nov. 8 of last 9 meetings ... Aggies have won five straight.
Nov. 12	*at Air Force (--/RV)	CBS Sports Network	1:30 pm	Air Force leads 25-14	UNM 0-9 vs. AFA in last nine in Colorado Springs (last win was 29-23 in 2000) ... UNM 56 pts vs. AFA in last 4 meetings (UNM won 56-38 in 2017)
Nov. 18	*San Diego State	FS1	TBA	SDSU leads 28-15-0	Third of four Friday games ... in 2021 UNM became first team to score in 3Q vs. SDSU ... Leutele FR for first career TD in 2021.
Nov. 25	*at Colorado State	CBS Sports Network	1:30 pm	CSU leads 43-25-0	CSU has won 11 straight in series ... last UNM win 2009 (29-27, Aho walk-off FG) ... only second visit to Canvas Stadium.

## What's Inside

### Must Haves for the Media Section

Schedule/Staff/At a Glance.....	1
Media Schedule/Policies.....	2
Roster.....	3-4
Where They Come From.....	5
Two-Deep.....	6

### Section Where Broadcasters Wonder About the SID

Notes.....	7-13
Uniform Tracker.....	14

### Career Stats - To Enhance Talking About Lobos

Quarterbacks.....	15
Running Backs.....	16
Receivers.....	17-18
Tight Ends.....	19
Defensive Backs.....	20-22
Linebacker.....	22-23
Defensive Line.....	24-25
Specialists.....	26

### Stuff That Didn't Fit Under a Fun Title

2022 Opponent Schedules.....	27
About Head Coach Danny Gonzales.....	28

### Section That Will Make Any Stats & Numbers Person Happy

Drive Charts.....	29-30
Results and Team Statistics.....	31-32
Starting Lineups.....	32
Offensive Statistics.....	33-35
Defensive Statistics.....	36

### The Fox/CBS Sports Network Happy Announcer Section

Game-by-Game Rushing/Receiving.....	37
Game-by-Game Passing.....	38
UNM Game-by-Game Statistics.....	39
Opponent Game-by-Game Statistics.....	40
Game-by-Game Comparison.....	41
Game-by-Game UNM Tackles.....	42
The Last Time it Happened.....	43
Game Recaps.....	44-47



General Information

Name of School University of New Mexico
City/Zip Albuquerque, N.M. 87106
Founded 1889 by Territorial Legislature
Enrollment 21,638
Nickname Lobos
School Colors Cherry and Silver
Stadium University Stadium
Capacity 39,224
Conference Mountain West
Affiliation NCAA I
President Dr. Garnett Stokes
Athletic Director Eddie Nuñez
Athletic Dept. Phone 505-925-5501
Ticket Office Phone 505-925-LOBO

Coaching Staff

Head Coach Danny Gonzales
Alma Mater New Mexico, 1999
Record at School (years) 7-19, 3rd season
Career Record (years) 7-19, 3rd season
Football Office Phone 505-925-5700
Best Time of Day to Reach Coach Contact SID
Assistant Coaches: Heath Ridenour, Brandon Blackmon, Jamie Christian, Jason Lenzmeier, Byron Bell, Matt Clark, Rocky Long, Jerome Haywood, David Howes, Troy Reffett, Jake Rothschilder, Dante Caro, Trey Lomax, Gavin Bevis, Ben Maurer, Geno Ramsey, Jr., Jalen Harvey, Paul Kasero, Derrick Baker, Tim Gray, Suhkdeep Mahein

Team Information

2022 Overall Record 2-5
2022 Mountain West Record/Place 0-3/6th

History

First Year of Football 1892
Overall All-Time Record 495-626-31
Number of Bowls/last 13/2016
Bowl Record 4-8-1
NFL Draft Picks 65

Communications

Press Box Phone 505-925-5805
SID Mailing Address New Mexico Athletics
Colleen J. Maloof Administration Building
1 University of New Mexico
MSC04 2680
Albuquerque, NM 87131-0001
Overnight Address New Mexico Athletics
Colleen J. Maloof Administration Building
1414 University Boulevard SE
Albuquerque, NM 87106
Frank Mercogliano Asst. A.D. for Communications
Cell 505-410-4844
Allison Weiss Asst. Dir. of Communications
Cell 661-313-5402



@UNMLoboFB



/NewMexicoLobos

Typical Game Week Media Policies & Procedures

Table with 7 columns (Monday to Sunday) and 2 rows (Practice, Media) detailing game week media policies.

Game Week Media Schedule

New Mexico Weekly Press Conference (and Lunch is we get super lucky)
In the fall, the New Mexico Weekly Press Conference is Tuesday from noon to 1 p.m. Coach Danny Gonzales is available at 12:15 p.m. after the other fall sport coaches.

Danny Gonzales Interview Opportunities
Coach Gonzales is available after practice on Tuesday, Wednesday and Thursday during game week.

New Mexico Player Interview Opportunities
All player interviews must be arranged through the UNM athletics communications office. In the fall, the main time for interviews is after practice.

Postgame: The UNM locker room is closed. Requested players will be brought to the weight room in the Tow Diehm football building and outside the locker room for road games.

Wireless in the Press Box
The press box at University Stadium is fully equipped for wireless connections. Access is free, but those wanting access need their own internal or external wireless cards.

www.collegepressbox.com
CollegePressBox.com gives the media one-stop access to updated contact information, media guides, game books, photos, quotes, links and more for each of the league's schools and the Mountain West office.

Live Stats
The University of New Mexico will utilize StatBroadcast in 2022. Media members for any game can go to www.golobos.com/fbstats

Ticket Information
online at www.golobos.com/tickets
by calling 925-5858 or toll-free at 800-955-HOWL
Albertson's stores in Albuquerque, Rio Rancho, Los Lunas and Santa Fe
Lobo Ticket Office inside the Pit at the NW corner of University & Cesar Chavez boulevards from 8:30-5 Monday-Friday
UNM Bookstore (Bookstore Ticket Office is closed on Mondays) for more information call the New Mexico Athletics Ticket Office at (505) 925-5626 or 1-800-955-HOWL (4695).

On Game Day, the northeast box office at University Stadium opens four hours prior to kickoff, and the Lobo Ticket Office at University Arena opens three hours before game time.

Lobo Talk & The Lobo Coaches Show
In the fall, host Robert Portnoy and coach Danny Gonzales discuss UNM football at Lobo Talk on Thursdays. The show airs from 7-8 p.m. from Salt Yard East.

Game Credentials
Regular UNM media will receive game credentials prior to the start of the season. Season credentials doubles as a parking pass for the Baseball East lot across from the stadium.

Visiting team media should request single-game credentials through their team's media relations office. Media passes work as parking passes for the Baseball South lots.

Media members not associated directly with a team can email requests via our media request link, which is located near the top of the football page on GoLobos.com under "Credential Request Form".

For media members picking up credentials at will call without parking passes, it is located in the Northeast corner of the stadium by Gate 7 or 8. With parking passes credentials will be located at the University Drive entrance to the Baseball South lot with the parking attendant.

Parking
Media parking is located across and just south of the stadium off University Drive. Media members can park in the Baseball East lot which is located next to University Drive.

Visiting Radio
The visiting radio booth is located on the fourth level of the main press box, next to the main media area.



## 2022 Numerical Roster

No.	Name	Pos.	Ht.	Wt.	Cl-Exp.	Hometown (Last School)	Pronunciation
2	Jah'Mar Sanders	WR	5-9	160	Fr-HS#	Port Arthur, Texas (Port Arthur HS)	
3	Jace Taylor	WR	6-5	210	Jr*-2VL#	Lake Havasu, Ariz. (Lake Havasu HS)	
4	Bobby Wooden	RB	5-11	190	Jr*-2VL#	Pearland, Texas (Dawson HS)	
4	A.J. Odums	CB	5-11	170	So-1VL#	Houston, Texas (Westfield HS)	
5	Miles Kendrick	QB	5-10	205	Sr-TR	Morgan Hill, Calif. (Kansas/Valley Christian HS)	
5	Jer'Marius Lewis	S	5-11	185	Fr-HS#	Summit, Miss. (North Pike HS)	
6	Isaiah Chavez	QB	6-0	195	So-1VL	Rio Rancho, N.M. (Rio Rancho HS)	
6	Ronald Wilson	S	5-10	185	So-1VL#	Fort Worth, Texas (North Crowley HS)	
7	CJ Montes	QB	6-2	190	Fr-RS	Pasadena, Calif. (Paraclete HS)	
7	Tavian Combs	S	6-2	200	Jr*-2VL#	Amarillo, Texas (Randall HS)	
8	Geordon Porter	WR	6-1	195	Sr*-TR	Rancho Cucamonga, Calif. (Arizona State/Etiwanda HS)	
8	Donte Martin	CB	5-10	185	Sr*-3VL-RS	Oxnard, Calif. (Rio Mesa HS)	Like the famous "Inferno"
9	Sherod White	RB	5-9	195	Jr-JC	Menifee, Calif. (Mt. San Jacinto JC/Heritage HS)	
9	Jerrick Reed II	S	5-10	195	Sr&-3VL-JC#	Olive Branch, Miss. (NW Mississippi CC/Olive Branch HS)	
10	Trae Hall	WR	6-2	185	Sr*-3VL-RS	Henderson, Texas (Henderson HS)	
10	Aaron Rodriguez	P	6-0	200	Jr*-1VL	Newhall, Calif. (Missouri/Hart HS)	
11	Andrew Erickson	WR	6-2	205	Jr*-2VL-2RS	Albuquerque, N.M. (Manzano HS)	
11	Xavier Hailey	S	5-11	175	Fr-RS	Tulare, Calif. (Tulare Union HS)	zay VEE YER
12	Justin Holaday	QB	6-3	200	So-JC	Lemoore, Calif. (Fresno City JC/Lemoore HS)	
12	Antonio Hunt	CB	5-10	175	Sr*-2VL-RS	Lancaster, Calif. (College of the Canyons/Paraclete HS)	
13	Bryson Taylor	CB	6-2	175	Fr-HS#	Hoschton, Ga. (Mill Creek HS)	
14	Duece Jones	WR	6-0	180	So-1VL-RS	Baton Rouge, La. (Broadmoor HS)	
14	Kalen Woods	S	6-3	170	Fr-HS#	Oakland, Calif. (Fremont HS)	
15	Luke Wysong	WR	5-10	180	So-1VL#	Rio Rancho, N.M. (Cleveland HS)	WHY SONG
16	Connor Genal	QB	6-5	210	Jr*-1VL-1SQ-RS	Santa Fe Springs, Calif. (St. Paul HS)	jen AL
16	Benji Johnson	S	6-4	200	Fr-RS	Hooks, Texas (Hooks HS)	
17	Josh Williamson	S	6-2	175	So-JC#	Tampa, Fla. (Reedley JC/Blake HS)	
18	Alec Marengo	LB	6-3	220	So-1VL#	El Paso, Texas (Burgess HS)	ma REN co
19	Tristan White	WR	5-9	165	Fr-HS#	Fort Worth, Texas (North Crowley HS)	
19	Bear Milacek	LB	6-3	195	Fr-RS	Anthem, Ariz. (Boulder Creek HS)	mil AH check
20	Jacob Trussell	TE	6-6	205	Fr-RS	Georgetown, Texas (Georgetown HS)	
21	Chad Alexander	RB	5-6	190	Jr*-2VL-RS	New Orleans, La. (Landry-Walker HS)	
21	Zach Morris	CB	6-1	185	Fr-HS#	Flower Mound, Texas (Marcus HS)	
22	Christian Washington	RB	5-10	200	Fr-HS#	San Diego, Calif. (Helix HS)	
22	Christian Ellis	S	6-1	200	Fr-HS#	Jacksonville, Fla. (Edward H. White HS)	
23	Zach Vigil	RB	5-10	185	Fr-HS#	Rio Rancho, N.M. (Rio Rancho HS)	
23	Hunter Sellers	DB	5-11	180	So-TR	College Park, Ga. (Pittsburgh/Woodward Academy)	
24	A.J. Haulcy	S	5-11	220	Fr-HS#	Missouri City, Texas (Fort Bend Marshall HS)	
25	Nate Jones	RB	5-11	200	So*-1VL-RS	Bellflower, Calif. (St. John Bosco HS)	
26	Myron Carter	RB	5-9	190	Fr-HS#	Houston, Texas (Spring HS)	
26	Tate Zimmerman	LB	6-1	210	Fr-HS#	Irvine, Calif. (Irvine HS)	
27	Charles Steinkamp	K-P	6-5	195	Fr-HS	Los Alamos, N.M. (Los Alamos HS)	
27	Jaylen Morgan	RB	5-8	195	Jr-TR	Rio Rancho, N.M. (New Mexico Highlands/Rio Rancho HS)	
28	Jaden Hullaby	TE	6-2	240	So-TR	Dallas, Texas (Texas/Mansfield Timberview HS)	
29	Dennis Hayden	RB	5-10	195	Sr-TR	Albuquerque, N.M. (Eastern New Mexico/Sandia HS)	
30	Ray Leutele	LB	5-11	225	Jr*-2VL#	Anaheim, Calif. (Mater Dei HS)	lay OO TELL ay
31	Jalen Washington	LB	6-0	220	Fr-TR	Rio Rancho, N.M. (New Mexico State/Cleveland HS)	
32	Ray Iwai	RB	5-5	170	Fr-HS#	Mitaka-City, Japan (Kosei-Gakuen HS)	Just say the letters E Y
33	Josh Howes	LB	5-10	195	Fr-RS	Rio Rancho, N.M. (Rio Rancho HS)	
34	Leonardo Gallegos	LB	5-10	200	So-HS	Albuquerque, N.M. (Atrisco Heritage HS)	
35	George Steinkamp	K	6-2	195	Sr&-2VL	Los Alamos, N.M. (Los Alamos HS)	
35	Semaj Sims	LB	6-1	210	So-1SQ-RS	Oakland, Calif. (McClymonds HS)	seh MAAZH
36	Syaire Riley	LB	6-0	235	Jr*-2VL#	Inglewood, Calif. (Palisades HS)	sigh AIR
37	Blaine Smith	S	5-10	175	So-JC	Albuquerque, N.M. (New Mexico Military Inst./La Cueva HS)	
38	David Murphy	S	5-11	190	Fr-HS#	Rio Rancho, N.M. (Cleveland HS)	
41	Connor Witthoft	TE	6-3	240	Jr*-2VL#	Tucson, Ariz. (Salpointe Catholic HS)	
41	Hunter Haemker	LB	6-2	215	Fr-HS#	Albuquerque, N.M. (La Cueva HS)	
42	Dion Hunter	LB	6-2	225	So-1VL-RS	Rio Rancho, N.M. (Cleveland HS)	
44	Reco Hannah	LB	6-2	210	Sr&-2VL-RS	Wedowee, Ala. (Highland CC/Randolph County HS)	
45	Will Dennis	TE	6-4	240	Jr-JC	Overland Park, Kan. (Coffeyville CC/Oklahoma/Blue Valley NW HS)	
45	Kyler Drake	END	6-4	265	So-1VL-RS	San Bernardino, Calif. (Carter HS)	
46	Isaiah Perez	LS	5-11	210	Sr&-1VL	Carlsbad, N.M. (Western New Mexico/Carlsbad HS)	
47	Caleb Marra	TE	6-4	225	So-1SQ-RS	Albuquerque, N.M. (La Cueva HS)	
47	Jared Long	P	6-1	195	So-1VL-RS	Albuquerque, N.M. (Del Notre HS)	
48	Jimmy Gallegos	LB	5-10	220	So-JC	Albuquerque, N.M. (New Mexico Military Inst./Volcano Vista HS)	
49	Marquis Jones	LB	6-1	220	Fr-HS#	Ocala, Fla. (Trinity Catholic HS)	
50	Ja'Shon Lowery	LB	6-5	225	Fr-RS	Albuquerque, N.M. (La Cueva HS)	
51	CJ James	OL	6-4	290	So-TR	Springfield, Mass. (Abilene Christian/Lackawanna JC/Springfield Central HS)	
51	Bryce Santana	END	6-3	275	So-1VL-RS	Los Lunas, N.M. (Los Lunas HS)	
52	Ian Shewell	END	6-3	250	So*-1VL-RS	Gilbert, Ariz. (Williams Field HS)	



# 2022 Numerical Roster

No.	Name	Pos.	Ht.	Wt.	Cl-Exp.	Hometown (Last School)	Pronunciation
53	Larry Allen III	DL	6-1	280	Jr-1SQ-RS	Rio Rancho, N.M. (Rio Rancho HS)	
54	Adam Gay	OL	6-5	285	Sr&-1SQ-RS	Albuquerque, N.M. (New Mexico Highlands/Volcano Vista HS)	
54	Zach Doyle	DL	6-1	275	Fr-HS#	Los Lunas, N.M. (Los Lunas HS)	
55	JD Roberts	LB	6-2	220	Fr-RS	Scottsdale, Ariz. (Notre Dame Prep)	
56	Avery Burt	DL	6-1	250	So-JC	Oakland, Calif. (Contra Costa College/Oregon/Berkeley HS)	
57	Keith Alvarado	NT	6-2	265	So-1SQ-RS	Albuquerque, N.M. (Sandia HS)	
58	Cody Moon	LB	6-2	205	So-1VL-RS	Albuquerque, N.M. (Volcano Vista HS)	
59	CJ Henry	LB	5-11	245	Fr-RS	Lawndale, Calif. (Cathedral HS)	
60	Jacob Webb	OL	6-5	325	Fr-RS	Chino, Calif. (Diamond Ranch, Calif.)	
62	Carlos Lovato	OL	6-0	315	Fr-RS	Albuquerque, N.M. (Albuquerque HS)	
64	Donald Dixon III	OL	6-3	275	Fr-HS#	Oxnard, Calif. (Pacifica HS)	
66	Tavien Ford	OL	6-3	290	So-JC	Charlotte, N.C. (Georgia Military College/Olympic HS)	
66	Jaxon Powell	DE	6-3	250	Fr-HS#	Albuquerque, N.M. (Manzano HS)	
67	Isaak Gutierrez	OL	6-3	295	Sr*-2VL	Eureka, Calif. (Butte College/Eureka HS)	
68	Shancco "Ise" Matautia	OL	6-2	340	Fr-RS	Anaheim, California (Servite HS)	shan COE MAH TAH oo TEE ya
70	Isaiah Sillemon	OL	6-3	295	Fr-RS	Dallas, Texas (Lancaster HS)	sill IH MON
72	Zaccheaus Williams	OL	6-4	300	So-JC	Jackson, Miss. (Mississippi Gulf Coast College/Callaway HS)	
73	DJ Wingfield	OL	6-4	310	Jr-JC	Los Angeles, Calif. (El Camino JC/Redondo Union HS)	
74	Greg Brown II	OL	6-1	300	So-1SQ-RS	Pearland, Texas (Shadow Creek HS)	
75	JC Davis	OL	6-5	320	So-JC	Oakland, Calif. (Contra Costa College/McClymonds HS)	
76	Vincent Santos	OL	6-4	310	So-1SQ-RS	Chula Vista, Calif. (Naval Prep/Eastlake HS)	
77	Jer' Marques Bailey	OL	6-6	330	So-1SQ-RS	Humble, Texas (Atascocita HS)	JER mar KEZ
78	Arrison Cole	OL	6-7	310	Fr-RS	Suwanee, Ga. (Lambert HS)	
79	Walter Baca	OL	6-1	285	So-1SQ-RS	Los Lunas, N.M. (Los Lunas HS)	
80	Michael Buckley	WR	5-11	175	Fr-RS	Cabo San Lucas, Mexico (Santa Margarita HS {Calif.})	
81	Elijah Queen	TE	6-5	230	Jr*-2VL#	Carson, Calif. (Narbonne HS)	
82	Austin Erickson	WR	6-0	180	So-1VL-RS	Albuquerque, N.M. (Manzano HS)	
83	Kade Zimmerman	WR	6-3	190	Fr-TR	Irvine, Calif. (Black Hills State/Irvine HS)	
85	Trace Bruckler	TE	6-3	225	So-1VL#	Frisco, Texas (Lone Star HS)	
86	Kai Jessie	WR	6-5	190	Fr-RS	San Diego, Calif. (Patrick Henry HS)	
87	Joe Maez	TE	6-5	260	Fr-HS	Rio Rancho, N.M. (Cleveland HS)	Maize
88	Radson Jang	TE	6-2	255	Sr&-2VL-2SQ-RS	Honolulu, Haw. (Army Prep/Kamehameha HS)	
89	Elijah Spaulding	WR	6-2	205	Fr-HS#	Albuquerque, N.M. (Cibola HS)	
89	David Rowaiye	DE	6-5	270	Fr-HS#	Oklahoma City, Okla. (Southeast HS)	
90	Tyler Kiehne	DE	6-3	250	Fr-TR	Los Lunas, N.M. (UCLA/Los Lunas HS)	
91	OJ Bartley	NT	6-2	265	So-1VL-RS	Pagai, American Samoa (Edison HS)	
92	Omar Darama	END	6-3	250	Jr*-1VL-1SQ-RS	Arlington, Texas (Sam Houston HS)	duh RAH may
93	Destin Gainer	END	6-4	240	So-JC	Tampa, Fla. (Reedley College/Hamilton HS)	
94	Luke Drzewiecki	K	6-0	180	Fr-HS#	Shelby Township, Mich. (Utica Eisenhower HS)	driz WICK EE
94	Landon Williams	END	6-4	225	Fr-HS#	Albuquerque, N.M. (Albuquerque HS)	
95	Jake Saltonstall	END	6-4	260	Sr*-2VL	Morgan Hill, Calif. (Foothill College/Live Oak HS)	
97	Justin Harris	END	6-6	255	Sr&-2VL-1SQ	Gonzalez, Louisiana (Hutchinson CC/Baylor/East Ascension HS)	
98	Max Elkman	END	6-6	235	Fr-HS#	Dallas, Texas (Woodrow Wilson HS)	
99	Jaden Phillips	DL	6-2	270	So-1VL#	Clovis, N.M. (Clovis HS)	

#denotes has a redshirt year available

\*denotes has a super senior year available due to the COVID 2020 season

&denotes utilizing his super senior season due to the COVID 2020 season

### Coaching Staff

**Head Coach:** Danny Gonzales (New Mexico, 1998)

**Interim Offensive Coordinator/Quarterbacks:** Heath Ridenour (Eastern New Mexico, 2003)

**Defensive Coordinator:** Rocky Long (New Mexico, 1971)

**Special Teams Coordinator/RBs:** Jamie Christian (Central Washington, 1999)

**Receivers:** Brandon Blackmon (Tennessee State, 2008)

**Defensive Line:** Jerome Haywood (San Diego State, 2002)

**Safeties:** David Howes (New Mexico, 1997)

**Offensive Line:** Jason Lenzmeier (New Mexico, 2005)

**Cornerbacks:** Troy Reffett (UTEP, 1990)

**Linebackers:** Jake Rothschiller (New Mexico, 2018)

**Offensive Graduate Assistants:** Byron Bell, Matt Clark (Tight Ends)

**Defensive Graduate Assistants:** Dante Caro, Trey Lomax

**Director of Operations:** Gavin Bevis

**Operations G.A.:** Ben Maurer

**Director of Athletic Performance:** Derrick Baker

**Asst. Director of Athletic Performance:** Tim Gray

**Athletic Performance Graduate Assistant:** Sukhdeep Maheon

**Athletic Performance Graduate Assistant:** Isaac Lopez

**Equipment Director:** Ashley Nowak

**Video Coordinator:** Paul Kasero

**Athletic Director:** Eddie Nuñez

**Assistant Athletics Director/Communications (Primary Contact):** Frank Mercogliano

**Asst. Director of Communications (Secondary Contact):** Allison Weiss

## Game Day Coaching Positions

### Offense

Derek Warehime	OC/TE	Press Box	wear HIME
Jason Lenzmeier	OL	Field	LENS myuhr
Brandon Blackmon	WR	Field	
Jamie Christian	ST/RB	Field	
Matt Clark	GA	Field	
Heath Ridenour	QB	Press Box	RYE din HOUR
Byron Bell	GA	Press Box	

### Defense

Rocky Long	DC	Press Box	
Troy Reffett	CB	Field	REF it
David Howes	S	Press Box	like "Housing" but no ing
Jerome Haywood	DL	Field	
Jake Rothschiller	LB	Field	rahth SHILL rr
Dante Caro	GA	Press Box	CAR oh
Trey Lomax	GA	Field	





**Alabama (1)**  
Reco Hannah ..... Wedowee

**Arizona (5)**  
Bear Milacek ..... Anthem  
Ian Shewell ..... Gilbert  
Jace Taylor ..... Lake Havasu  
JD Roberts ..... Scottsdale  
Connor Witthoft ..... Tucson

**California (31)**  
Ray Leutele ..... Anaheim  
Shancco Matautia ..... Anaheim  
Nate Jones ..... Bellflower  
Elijah Queen ..... Carson  
Jacob Webb ..... Chino  
Vincent Santos ..... Chula Vista  
Isaak Gutierrez ..... Eureka  
Syaire Riley ..... Inglewood  
Kade Zimmerman ..... Irvine  
Tate Zimmerman ..... Irvine  
Antonio Hunt ..... Lancaster  
CJ Henry ..... Lawndale  
Justin Holaday ..... Lemoore  
DJ Wingfield ..... Los Angeles  
Sherod White ..... Menifee  
Miles Kendrick ..... Morgan Hill  
Jake Saltonstall ..... Morgan Hill  
Aaron Rodriguez ..... Newhall  
Avery Burt ..... Oakland  
JC Davis ..... Oakland  
Semaj Sims ..... Oakland  
Kalen Woods ..... Oakland  
Donald Dixon III ..... Oxnard  
Donte Martin ..... Oxnard  
CJ Montes ..... Pasadena  
Geordon Porter ..... Rancho Cucamonga  
Kyler Drake ..... San Bernardino  
Kai Jessie ..... San Diego

Christian Washington ..... San Diego  
Connor Genal ..... Santa Fe Springs  
Xavier Hailey ..... Tulare

**Florida (4)**  
Christian Ellis ..... Jacksonville  
Marquis Jones ..... Ocala  
Destin Gainer ..... Tampa  
Josh Williamson ..... Tampa

**Georgia (3)**  
Hunter Sellers ..... College Park  
Bryson Taylor ..... Hoschton  
Arrison Cole ..... Suwanee

**Hawaii (1)**  
Radson Jang ..... Honolulu

**Kansas (1)**  
Will Dennis ..... Overland Park

**Louisiana (4)**  
Duce Jones ..... Baton Rouge  
Justin Harris ..... Gonzalez  
Chad Alexander ..... New Orleans  
Christian Jourdain ..... New Orleans

**Massachusetts (1)**  
CJ James ..... Springfield

**Michigan (1)**  
Luke Drzewiecki ..... Shelby Township

**Mississippi (3)**  
Zaccheaus Williams ..... Jackson  
Jerrick Reed II ..... Olive Branch  
Jer' Marius Lewis ..... Summit

**New Mexico (34)**  
Keith Alvarado ..... Albuquerque  
Andrew Erickson ..... Albuquerque  
Austin Erickson ..... Albuquerque  
Leonardo Gallegos ..... Albuquerque  
Adam Gay ..... Albuquerque  
Hunter Haemker ..... Albuquerque  
Dennis Hayden ..... Albuquerque  
Jared Long ..... Albuquerque  
Carlos Lovato ..... Albuquerque  
Ja'Shon Lowery ..... Albuquerque  
Caleb Marra ..... Albuquerque  
Cody Moon ..... Albuquerque  
Jaxon Powell ..... Albuquerque  
Blaine Smith ..... Albuquerque  
Elijah Spaulding ..... Albuquerque  
Landon Williams ..... Albuquerque  
Isaiah Perez ..... Carlsbad  
Jaden Phillips ..... Clovis  
Charles Steinkamp ..... Los Alamos  
George Steinkamp ..... Los Alamos  
Walter Baca ..... Los Lunas  
Zach Doyle ..... Los Lunas  
Tyler Kiehne ..... Los Lunas  
Bryce Santana ..... Los Lunas  
Larry Allen III ..... Rio Rancho  
Isaiah Chavez ..... Rio Rancho  
Josh Howes ..... Rio Rancho  
Dion Hunter ..... Rio Rancho  
Joe Maez ..... Rio Rancho  
Jaylen Morgan ..... Rio Rancho  
David Murphy ..... Rio Rancho  
Zach Vigil ..... Rio Rancho  
Jalen Washington ..... Rio Rancho  
Luke Wysong ..... Rio Rancho

**North Carolina (1)**  
Tavien Ford ..... Charlotte

**Oklahoma (1)**  
David Rowaiye ..... Oklahoma City

**Texas (20)**  
Tavian Combs ..... Amarillo  
Omar Darame ..... Arlington  
Max Elkman ..... Dallas  
Jaden Hullaby ..... Dallas  
Isaiah Sillemon ..... Dallas  
Alec Marengo ..... El Paso  
Zach Morris ..... Flower Mound  
Tristan White ..... Ft. Worth  
Ronald Wilson ..... Ft. Worth  
Trace Bruckler ..... Frisco  
Jacob Trussell ..... Georgetown  
Trae Hall ..... Henderson  
Benji Johnson ..... Hooks  
Myron Carter ..... Houston  
AJ Odums ..... Houston  
Jer'Marques Bailey ..... Humble  
A.J. Haulcy ..... Missouri City  
Greg Brown II ..... Pearland  
Bobby Wooden ..... Pearland  
Jah'Mar Sanders ..... Port Arthur

**American Samoa (1)**  
OJ Bartley ..... Pagai

**Japan (1)**  
Ray Iwai ..... Mitika-City

**Mexico (1)**  
Michael Buckley ..... Cabo San Lucas



## 2022 Primary Two-Deep &amp; Flash Stats

## OFFENSE

Pos.	#	Player	Ht.	Wt.	Cl.-Ex.	Hometown (Last School)	2022 Stats
WR-X	8	Geordon Porter	6-1	195	Sr*-TR	Rancho Cucamonga, Calif. (Arizona State/Etiwanda HS)	16 rec, 263 yards, 2 TD, long of 69, 2 rushes, 7 yards, long of 5
	11	Andrew Erickson	6-2	205	Jr*-2VL-2RS	Albuquerque, N.M. (Manzano HS)	5 rec, 67 yards, long of 31
	3	Jace Taylor	6-5	210	Jr*-2VL#	Lake Havasu, Ariz. (Lake Havasu HS)	No catches
LT	75	JC Davis	6-5	320	So-JC	Oakland, Calif. (Contra Costa College/McClmonds HS)	7 starts, 7 games played
	72	Zaccheaus Williams	6-4	300	So-JC	Jackson, Miss. (Mississippi Gulf Coast College/Callaway HS)	2 games played
LG	67	Isaak Gutierrez	6-2	300	Sr*-2VL	Eureka, Calif. (Butte College/Eureka HS)	7 starts, 7 games played
	66	Tavien Ford	6-3	290	So-JC	Charlotte, N.C. (Georgia Military College/Olympic HS)	7 games played
C	51	CJ James	6-4	290	So-TR	Springfield, Mass. (Abilene Christian/Lackawanna HC/Springfield Central HS)	7 starts, 7 games played
-or-	67	Isaak Gutierrez	6-2	300	Sr*-2VL	Eureka, Calif. (Butte College/Eureka HS)	7 starts, 7 games played
	55	Radson Jang	6-2	255	Sr&-2VL-2SQ-RS	Honolulu, Haw. (Army Prep/Kamehameha HS)	7 games played
RG	70	Isaiah Sillemo	6-2	295	Fr-RS	Dallas, Texas (Lancaster HS)	4 games played
	72	Zaccheaus Williams	6-4	300	So-JC	Jackson, Miss. (Mississippi Gulf Coast College/Callaway HS)	2 games played
RT	66	Tavien Ford	6-3	290	So-JC	Charlotte, N.C. (Georgia Military College/Olympic HS)	5 starts, 7 games played
	74	Greg Brown II	6-1	300	So-1SQ-RS	Pearland, Texas (Shadow Creek HS)	1 start, 6 games played
	54	Adam Gay	6-5	285	Sr&-1SQ-RS	Albuquerque, N.M. (New Mexico Highlands/Volcano Vista HS)	6 games played
TE	45	Will Dennis	6-4	240	Jr-JC	Overland Park, Ka. (Coffeyville CC/Oklahoma/Blue Valley NW HS)	No catches
	81	Elijah Queen	6-5	230	Jr*-2VL#	Carson, Calif. (Narbonne HS)	3 catches, 35 yards, long of 26
	41	Connor Witthoft	6-3	240	Jr*-2VL	Tucson, Ariz. (Salpointe Catholic HS)	2 catches, 18 yards, long of 12
	88	Radson Jang	6-2	255	Sr&-2VL-2SQ-RS	Honolulu, Haw. (Army Prep/Kamehameha HS)	No catches
	87	Joe Maez	6-5	260	Fr-HS#	Rio Rancho, N.M. (Cleveland HS)	No catches
WR-H	15	Luke Wysong	5-10	180	So-1VL#	Rio Rancho, N.M. (Cleveland HS)	21 rec, 191 yards, 1 TD, long of 33, 15 rushes, 35 yards, 1 TD, long of 13
	4	Bobby Wooden	5-11	190	Jr-2VL#	Pearland, Texas (Dawson HS)	5 catches, 30 yards, long of 9, 6 rushes, 56 yards, long of 15
	2	Jah'Mar Sanders	5-9	160	Fr-HS#	Port Arthur, Texas (Port Arthur HS)	2 rushes, 25 yards, 1 TD, long of 15, 2 catches, 5 yards, long of 3
WR-Z	10	Trae Hall	6-2	185	Sr*-3VL-RS	Henderson, Texas (Henderson HS)	2 rec, 21 yards, long of 12
	83	Kade Zimmerman	6-3	190	Fr-TR	Irvine, Calif. (Black Hills State/Irvine HS)	1 rec, 3 yards, long of 3
	82	Austin Erickson	6-0	180	So-1VL-RS	Albuquerque, N.M. (Manzano HS)	2 rec, 19 yards, long of 12
QB	5	Miles Kendrick	5-10	205	Sr-TR	Morgan Hill, Calif. (Kansas/Valley Christian HS)	83-142-7, 849 yards, 3 TD, long of 69, 76 rushes, 148 yards, 3 TD, long of 26
	7	CJ Montes	6-2	190	Fr-RS	Pasadena, Calif. (Paraclete HS)	0-1-0, 0 yards, 7 rushes, 26 yards, long of 9
-OR-	12	Justin Holaday	6-3	200	So-JC	Lemoore, Calif. (Fresno City JC/Lemoore HS)	1-4-1, 15 yards, long of 15, 7 rushes, 29 yards, 1 TD, long of 15
RB	25	Nate Jones	5-11	200	So*-1VL-RS	Bellflower, Calif. (St. John Bosco HS)	76 rushes, 280 yards, 1 TD, long of 21, 4 rec, 6 yards, long of 4
	9	Sherod White	5-9	195	Jr-JC	Menifee, Calif. (Mt. San Jacinto JC/Heritage HS)	32 rushes, 132 yards, 3 TDs, long of 22, 6 rec, 71 yards, long of 27
	22	Christian Washington	5-10	200	Fr-HS#	San Diego, Calif. (Helix HS)	33 rushes, 162 yards, long of 30, 11 rec, 80 yards, long of 27
	28	Jaden Hullaby	6-2	225	So-TR	Dallas, Texas (Texas/Mansfield Timberview HS)	13 rushes, 59 yards, long of 14, 2 rec, 44 yards, long of 38

## DEFENSE

Pos.	#	Player	Ht.	Wt.	Cl.-Ex.	Hometown (Last School)	2022 Stats
LE	52	Ian Shewell	6-3	250	So*-1VL-RS	Gilbert, Ariz. (William Field HS)	4 tackles, 1.0 TFLs for 3 yards, 0.5 sacks for 2 yards, 1 INT for 2 yards, 1 PBU, 1 QBH
	92	Omar Darame	6-3	250	Jr*-1VL-1SQ-RS	Arlington, Texas (Sam Houston HS)	16 tackles, 2.5 TFLs for 24 yards, 1.0 sacks for 16 yards, 2 FF
NT	95	Jake Saltonstall	6-4	260	Sr*-2VL	Morgan Hills, Calif. (Foothill College/Live Oak HS)	14 tackles, 1.0 TFLs for 2 yards, 1 FR for 0 yards, 1 PBU
	51	Bryce Santana	6-3	275	So-1VL-RS	Los Lunas, N.M. (Los Lunas HS)	8 tackles, 1.5 TFLs for 4 yards, 1.5 sacks for 4 yards, 1 FF, 1 FR for 0 yards, 1 PBU
	90	Tyler Keihne	6-3	250	Fr-TR	Los Lunas, N.M. (UCLA/Los Lunas HS)	No stats
RE	97	Justin Harris	6-6	255	Sr&-2VL-1SQ	Gonzalez, La. (Hutchinson CC/Baylor/East Ascension HS)	21 tackles, 4.5 TFLs for 21 yards, 3.5 sacks for 17 yards, 3 PBU, 2 QBH
	99	Jaden Phillips	6-2	270	So-1VL#	Clovis, N.M. (Clovis HS)	5 tackles, 1 QBH
	93	Deston Gainer	6-4	240	So-JC	Tampa, Fla. (Reedley College/Hamilton HS)	1 tackle
LLB	44	Reco Hannah	6-2	210	Sr&-2VL-RS	Wedowee, Ala. (Highland CC/Randolph County HS)	36 tackles, 4.0 TFLs for 26 yards, 3.0 sacks for 23 yards, 1 FF, 1 FR for 7 yards, 1 INT for 22 yards, TD, 1 PBU, 3 QBH
	49	Marquis Jones	6-1	220	Fr-HS#	Ocala, Fla. (Trinity Catholic HS)	No stats
MLB	42	Dion Hunter	6-2	225	So-1VL-RS	Rio Rancho, N.M. (Cleveland HS)	22 tackles, 1.5 TFLs for 2 yards, 1.0 sacks for 1 yard, 1 QBH
	55	JD Roberts	6-2	220	Fr-RS	Scottsdale, Ariz. (Notre Dame Prep)	1 tackle, 1 QBH
RLB	58	Cody Moon	6-2	205	So-1VL-RS	Albuquerque, N.M. (Volcano Vista HS)	53 tackles, 6.0 TFLs for 35 yards, 3.5 sacks for 25 yards, 3 PBU, 3 QBH
	36	Syaire Riley	6-0	235	Jr*-2VL#	Inglewood, Calif. (Palisades HS)	26 tackles, 2.5 TFLs for 10 yards
LCB	4	A.J. Odums	5-11	170	So-1VL#	Houston, Texas (Westfield HS)	29 tackles, 1 INT for 0 yards, 3 PBU
	21	Zach Morris	6-1	185	Fr-HS#	Flower Mound, Texas (Marcus HS)	3 tackles
	23	Hunter Sellers	5-11	180	So-TR	College Park, Ga. (Pittsburgh/Woodward Academy)	No stats
LWOLF	6	Ronald Wilson	5-10	185	So-1VL#	Fort Worth, Texas (North Crowley HS)	24 tackles, 2 INT for 21 yards, 2 FF, 1 FR for 0 yards, 2 PBU
	14	Kalen Woods	6-3	170	Fr-HS#	Oakland, Calif. (Fremont HS)	Has not played
LOBO	24	A.J. Haulcy	5-11	220	Fr-HS#	Missouri City, Texas (Fort Bend Marshall HS)	37 tackles, 2.5 TFLs for 7 yards, 1 INT for 0 yards, 3 PBU, 2 FF, 1 QBH
	16	Benji Johnson	6-4	200	Fr-RS	Hooks, Texas (Hooks HS)	7 tackles
RWOLF	9	Jerrick Reed II	5-10	195	Sr&-3VL#	Olive Branch, Miss. (MW Mississippi CC/Olive Branch HS)	50 tackles, 2.0 TFLs for 7 yards, 8 PBU, 1 FF, 1 FR for 24 yards
	5	Jer'Marius Lewis	5-11	185	Fr-HS#	Summit, Miss. (North Pike HS)	9 tackles, 1 PBU
	12	Antonio Hunt	5-10	175	Sr*-2VL-RS	Lancaster, Calif. (College of the Canyons/Valley HS)	3 tackles
RCB	13	Bryson Taylor	6-2	175	Fr-HS#	Hoschton, Ga. (Mill Creek HS)	1 tackle
	17	Josh Williamson	6-2	175	So-JC#	Tampa, Fla. (Reedley College/Blake HS)	1 tackle

## SPECIAL TEAMS

Pos.	#	Player	Ht.	Wt.	Cl.-Ex.	Hometown (Last School)	2022 Stats
FGs	94	Luke Drzewiecki	6-0	180	Fr-HS#	Shelby Township, Mich. (Utica Eisenhower HS)	4-6 FGs (37G, 30WLU, 31WR, 44G, 33G, 41G) 4-4 XP, 14 pts
-OR-	35	George Steinkamp	6-2	195	Sr&-2VL	Los Alamos, N.M. (Los Alamos)	3-7 FGs (48WR, 51G, 33G, 38WL, 36G, 45 WRU, 22BLK), 10-11 XP, 19 pts
KOs	35	George Steinkamp	6-2	195	Sr&-2VL	Los Alamos, N.M. (Los Alamos)	29 kickoffs, 1863 yards, 64.3 avg, 16 TBs
	94	Luke Drzewiecki	6-0	180	Fr-HS#	Shelby Township, Mich. (Utica Eisenhower HS)	Has not kicked off
P	10	Aaron Rodriguez	6-0	200	Jr*-1VL	Newhall, Calif. (Missouri Hart HS)	45 punts, 2014 yards, 44.8 avg, 40.3 net, 18 FC, 3 TB, 12 50+, 11 I20
	47	Jared Long	6-1	195	So-1VL-RS	Albuquerque, N.M. (Del Norte HS)	Has not played
DS	46	Isaiah Perez	5-11	200	Sr&-1VL	Carlsbad, N.M. (Western New Mexico/Carlsbad HS)	7 starts, 1 tackle
	6	Isaiah Chavez	6-0	195	So-1VL	Rio Rancho, N.M. (Rio Rancho HS)	Has not played
Hold	10	Aaron Rodriguez	6-0	200	Jr*-1VL	Newhall, Calif. (Missouri Hart HS)	7 starts
	47	Jared Long	6-1	185	Fr-RS	Albuquerque, N.M. (Del Norte HS)	Has not played
KOR	22	Christian Washington	5-10	200	Fr-HS#	San Diego, Calif. (Helix)	10 returns, 242 yards, 24.2 yard avg, 1 TD, long of 100
	9	Sherod White	5-9	195	Jr-JC	Menifee, Calif. (Mt. San Jacinto JC/Heritage HS)	No returns
	5	Jer'Marius Lewis	5-11	185	Fr-HS#	Summit, Miss. (North Pike HS)	2 returns, 41 yards, 20.5 avg., long of 21
	21	Chad Alexander	5-6	190	Jr*-2VL-RS	New Orleans, La. (Landry-Walker HS)	No returns
PR	5	Jer'Marius Lewis	5-11	185	Fr-HS#	Summit, Miss. (North Pike HS)	2 returns, 47 yards, 23.5 avg., long of 36
-OR-	15	Luke Wysong	5-10	180	So-1VL#	Rio Rancho, N.M. (Cleveland HS)	10 returns, 29 yards, 2.9 avg, long of 19
	21	Chad Alexander	5-6	190	Jr*-2VL-RS	New Orleans, La. (Landry-Walker HS)	No returns

BOLD denotes starter #denotes has redshirt available &amp;denotes using super senior season \*denotes has a super season year available



# Roster Breakdown

## LETTERWINNERS RETURNING (42)

**Offense (16): QB (2)** Isaiah Chavez\*, Connor Genal\* **RB (2)** Chad Alexander\*\*, Nate Jones\* **WR (7)** Jace Taylor\*\*, Andrew Erickson\*\*, Austin Erickson\*, Trae Hall\*\*, Duece Jones\*, Bobby Wooden\*\*, Luke Wysong\* **TE (3)** Trace Bruckler\*, Elijah Queen\*\*, Connor Witthoft\*\*, **OL (2)** Isaaq Gutierrez\*\*, Radson Jang\*\*

**Defense (20): NT (3)** O.J. Bartley\*, Jaden Phillips\*, Bryce Santana\*; **ENDS (5)** Kyler Drake\*, Justin Harris\*\*, Jake Saltonstall\*\*, Omar Darame\*, Ian Shewell\*; **LB (6)** Reco Hannah\*\*, Dion Hunter\*, Ray Leutele\*\*, Syaire Riley\*\*, Alec Marenco\*, Cody Moon\* **S (3)** Tavian Combs\*\*, Jerrick Reed II\*\*, Ronald Wilson\* **CB (3)** Antonio Hunt\*\*, Donte Martin\*\*, A.J. Odums\*

**Specialists (4): K (1)** George Steinkamp\*\*, **LS (1)** Isaiah Perez\*, **P (2)** Jared Long\*, Aaron Rodriguez\*

## STARTERS RETURNING (13)

**Offense (3):** WR Luke Wysong, WR Jaron Taylor, RG Isaaq Gutierrez

**Defense (7):** END Jake Saltonstall, LLB Syaire Riley, MLB, Ray Leutele, RCB Donte Martin, RWOLF Jerrick Reed II, LOBO Tavian Combs, LWOLF Ronald Wilson

**Specialists (3):** KO George Steinkamp, DS Isaiah Perez, H Jared Long

## STARTERS LOST (14)

**Offense (8):** QB Terry Wilson, WR Zarak Scruggs, Jr., TE Kyle Jarvis, LT Cade Briggs, LG Austin Cook, C Kyle Stapley, RT Ben Davis, RB Bobby Cole

**Defense (4):** NT Langston Murray, END Joey Noble, RLB Devin Sanders, LCB Corey Hightower

**Specialists (2):** PK Andrew Shelley, DS Troy Sicaeros,

## REDSHIRTS/OTHERS RETURNING (26)

**Offense (15): QB (1)** CJ Montes **WR (2)** Kai Jessie, Michael Buckley **TE (2)** Caleb Marra, Jacob Trussell; **OL (10)** Walter Baca, Jer' Marques Bailey, Greg Brown II, Arrison Cole, Adam Gay, Carlos Lovato, Shancco Matautia, Vincent Santos, Isaiah Sillemo, Jacob Webb

**Defense (7): NT (2)** Larry Allen III, Keith Alvarado; **LB (4)** Josh Howes, Bear Milacek, JD Roberts, Semaj Sims **S (1)** Benji Johnson

## INCOMING FRESHMEN (28)

**Offense (7): RB (3)** Christian Washington, Myron Carter, Zach Vigil **WR (3)** Jah'Mar Sanders, Elijah Spaulding, Tristan White **OL (1)** Donald Dixon III

**Defense (17): NT (1)** Zach Doyle **ENDS (4)** Max Elkman, Jaxon Powell, David Rowaiye, Landon Williams **LB (5)** Leonardo Gallegos, Hunter Haemaker, CJ Henry, Marquis Jones, Tate Zimmerman; **S (5)** Christian Ellis, Xavier Hailey, A.J. Haulcy, David Murphy, Kalen Woods **CB (2)** Zach Morris, Bryson Taylor

**Specialists (2): K-P (2)** Luke Drzewiecki, Charles Steinkamp

## INCOMING TRANSFERS (20)

**Offense (14): QB (2)** Justin Holaday (Fresno City), Miles Kendrick (Kansas) **WR (3)** Geordon Porter (Arizona State), Kade Zimmerman (Black Hills State), Christian Jourdain (Southwest JC) **TE (1)** Will Dennis (Coffeyville) **RB (4)** Dennis Hayden (Eastern New Mexico), Jalen Washington (NM State), Jaden Hullahby (Texas), Sherod White (Mt. San Jacinto) **OL (4)** JC Davis (Contra Costa), Collin James (Abilene Christian), Zaccheaus Williams (Mississippi Gulf Coast), DJ Wingfield (El Camino)

**Defense (6): ENDS (2)** Tyler Kiehne (UCLA), Avery Burt (Contra Costa) **LB (1)** Jaylen Morgan (NM Highlands); **CB (1)** Hunter Sellers (Pitt) **S (2)** Blaine Smith (NMMI), Josh Williamson (Reedley)

\*denotes number of letters won.

italics denotes redshirt/medical redshirt but has played

# The Opening List

Sunday, October 16, the sun did indeed rise. On Saturday, October 15, Lobo true freshman running back Christian Washington had a productive and busy day, rushing 14 times for 64 yards, catching nine passes for 48 yards and returning four kickoffs for 52 yards. The 164 yards of all-purpose yardage was the most by a Lobo this season.

But, the more shocking number wasn't the 164 yards of all-purpose yardage. It was the nine receptions. It seemed like a lot. It felt like a lot ... but was it a lot?

It was a lot.

Washington's nine receptions were the most by a Lobo this season, easily so. Turns out, it was the most receptions by a Lobo in 11 years. Ty Kirk caught 11 passes, ironically enough in a loss to New Mexico State, 42-28 in the first game after the firing of Mike Locksley. It also was the most catches by a Lobo true freshman since the week before that game, when the Lobos got nine catches for 209 yards by true freshman Deon Long in what was Mike Locksley's last game as Lobo head coach, a 48-45 overtime loss to Sam Houston State, then of the FCS.

All told since the year 2000, a Lobo has caught nine passes in a game 17 times. Those 17 games are the subject of a very receptive Opening List.

Rk	Player	Date	G#	School	Opponent	Rec	Yds	Avg	TD	
1	Christian Washington	2022-10-15	7	New Mexico	@ New Mexico State	L	9	48	5.3	0
2	Ty Kirk	2011-10-01	5	New Mexico	New Mexico State	L	11	90	8.2	0
3	Ty Kirk	2011-09-24	4	New Mexico	Sam Houston State	L	13	127	9.8	0
4	Deon Long	2011-09-24	4	New Mexico	Sam Houston State	L	9	209	23.2	3
5	Bryant Williams	2010-09-11	2	New Mexico	Texas Tech	L	9	68	7.6	0
6	A.J. Butler	2009-10-10	6	New Mexico	@ Wyoming	L	9	59	6.6	0
7	A.J. Butler	2009-10-03	5	New Mexico	@ Texas Tech	L	9	39	4.3	0
8	Marcus Smith	2007-11-10	10	New Mexico	Colorado State	W	9	83	9.2	1
9	Travis Brown	2007-09-15	3	New Mexico	@ Arizona	W	10	121	12.1	2
10	Marcus Smith	2007-09-15	3	New Mexico	@ Arizona	W	11	164	14.9	1
11	Marcus Smith	2007-09-01	1	New Mexico	@ UTEP	L	11	77	7.0	0
12	Travis Brown	2006-10-19	8	New Mexico	Utah	W	9	154	17.1	1
13	Hank Baskett	2005-10-08	6	New Mexico	Brigham Young	L	11	141	12.8	0
14	Dontrell Moore	2005-10-01	5	New Mexico	@ TCU	L	9	99	11.0	1
15	Hank Baskett	2005-09-10	2	New Mexico	@ Missouri	W	10	209	20.9	3
16	Hank Baskett	2004-09-03	1	New Mexico	Washington State	L	9	165	18.3	0
17	Adrian Boyd	2003-11-01	9	New Mexico	Nevada-Las Vegas	L	9	103	11.4	1

# I Mean He Could Be LadiesMan 217

Sam Witwiecki, the great grandson of Archibald Witwiecki, supposedly found a pair of glasses that led the Allspark, which was what the Decepticons were looking for in Transformers. They Autobots found out about the glasses because Witwiecki put the on Ebay under his user name of LadiesMan217. Now, UNM rookie true freshman kicker Luke Drzewiecki might have a name that rhymes with Sam's, but he is not LadiesMan217 on Ebay (and there actually isn't a LadiesMan217 seller on Ebay, we looked).

However, Drzewiecki was given a second shot at the starting kicker job on Saturday, and he didn't let it go. Drzewiecki hit from 44 yards in the first quarter, 33 yards in the second quarter and 41 yards in the fourth quarter.

His 3-for-3 performance was UNM's first perfect performance with at least three field goals since Andrew Shelley went 4-for-4 against Sam Houston State on August 31, 2019 (although he did miss an extra point in that game).

The last time a Lobo true freshman had a perfect game on field goals, hitting at least three of them was, and this is getting to be a theme, on September 27, 2008 against New Mexico State. In that game, James Aho went 3-for-3 on field goals in a 35-24 victory at New Mexico State in the final season that Rocky Long served as head coach.

# Sgt. Takeraway and Booker

First of all, we were really hoping to delete this note for this week, but here it is. While the Naked Gun movies were amusing, they actually came out of a six episode TV Show from 1982. It lasted just six episodes (only one exists on YouTube and one on DailyMotion ... it's worth the google search) and used word play and visual gags for laughs. One word play was when Lieutenant Frank Drebin called for another

## NEW MEXICO STAT COMPARISON

<b>UNM (7 gms)</b> .....	<b>Category</b> .....	<b>FS (6 gms)</b>
17.9.....	Points Per Game For .....	22.5
22.8.....	Points Per Game Against.....	26.0
109.....	First Downs .....	126
280.....	Rushing Attempts .....	191
963.....	Rushing Yards .....	701
3.4.....	Average Per Rush.....	3.7
137.6.....	Average Per Game.....	116.8
10.....	Rushing TDs.....	9
84-149-8 .....	Passing (Comp-Att-Int).....	138-199-6
56.4.....	Completion Pct.....	69.3%
864.....	Passing Yards.....	1515
123.4.....	Average Per Game.....	252.5
3.....	TD Passes.....	5
1827.....	Total Offense .....	2216
4.3.....	Avg. Per Play .....	5.7
261.0.....	Avg Per Game .....	369.3
9-2 .....	Fumbles-Lost.....	7-4
+0.43.....	Turnover margin/game .....	+1.00
46-40.3 .....	Punts-Net Avg.....	25-39.8
21/91 (23%).....	Third Down Conversion.....	25/68 (37%)
3/7 (43%).....	Fourth Down Conversion.....	2-7 (29%)
31:33 .....	Average time of possession.....	28:11
15-95 .....	Sacks-Yards .....	15-103



### Lobos in the NCAA (2022)

Stat	Rank	Value
Total Offense	127	261.0
Rushing Offense	84	137.6
Passing Offense	124	123.4
Team Passing Efficiency	127	100.99
Scoring Offense	121	17.9
Total Defense	22	329.6
Rushing Defense	28	114.6
Passing Yards Allowed	48	215.0
Team Passing Efficiency Defense	48	125.63
Scoring Defense	T-42	22.6
Turnover Margin	T-46	0.29
3rd Down Conversion Pct	130	0.231
4th Down Conversion Pct	97	0.429
3rd Down Conversion Pct Defense	T-10	0.286
4th Down Conversion Pct Defense	T-77	0.538
Red Zone Offense	115	0.727
Red Zone Defense	T-124	0.941
Net Punting	51	39.76
Punt Returns	89	6.08
Kickoff Returns	51	21.41
First Downs Offense	114	109
First Downs Defense	30	113
Fewest Penalties Per Game	T-99	7.29
Fewest Penalty Yards Per Game	82	60.71
Time of Possession	34	31:33

(131 teams ranked)

### In-Season Honors

#### Trace Bruckler - TE

Earl Campbell Tyler Rose Watch List

#### Tavian Combs - S

Preseason All Mountain West Athlon (3rd team)  
Preseason All-Mountain West Phil Steele (4th team)

#### Isaak Gutierrez - G

Preseason All Mountain West Athlon (4th team)

#### Reco Hannah - LB

Preseason All-Mountain West Phil Steele (3rd team)  
Mountain West Defensive Player of the Week (9/19/22)

#### A.J. Haulcy - S

Mountain West Freshman Player of the Week (9/19/22)

#### CJ James - C

Preseason All Mountain West Phil Steele (4th team)

#### Nate Jones - RB

Preseason All Mountain West Athlon (4th team)

#### Ray Leutele - LB

Preseason All-Mountain West Phil Steele (4th team)  
Preseason All Mountain West Athlon (3rd team)

#### Donte Martin - CB

Preseason All Mountain West Athlon (4th team)

#### Jerrick Reed II - S

Preseason All-Mountain West (1st Team)  
Preseason All-Mountain West Phil Steele (2nd team)  
Preseason All Mountain West Athlon (2nd team)

#### Aaron Rodriguez - P

Preseason All-Mountain West (1st Team)  
Preseason All-Mountain West Phil Steele (2nd team)  
Preseason All Mountain West Athlon (2nd team)  
Ray Guy Preseason Watch List

#### Jake Saltonstall - DL

Preseason All-Mountain West Phil Steele (4th team)  
Preseason All Mountain West Athlon (3rd team)

#### Luke Wysong - PR

Preseason All Mountain West Athlon (3rd team)  
Preseason All-Mountain West Phil Steele (4th team)  
Wuerffel Trophy Preseason Watch List

#### Christian Washington - RB/KR

Mountain West Freshman of the Week (9/12/22)

officer to remove a criminal by saying "Sargeant, take her away and book her", and it turned out the names of the two officers were Sargeant Takeraway and Sergeant Booker.

This is relevant because after taking away the ball 13 times in the first five games, UNM for the second straight week didn't takeraway, getting none against New Mexico State after none against Wyoming. After losing the turnover battle 3-0 to Wyoming, UNM lost the turnover battle 1-0 to New Mexico State.

Lest you think that getting a takeaway is important for UNM's fortunes, UNM has now lost 18 straight games in which it hasn't gotten some sort of turnover. The last time UNM got a win without the aid of a turnover was October 15, 2016 when UNM and Air Force engaged in a track meet in Dallas, Texas at the Cotton Bowl. Neither team turned the ball over in a 45-40 Lobo victory.

### ...Yet

The Lobos have still been taking the ball away at a really good pace this season as UNM in seven games has registered 13 takeaways on the season after having just 14 for the entirety of the 2021 season. In the 2019 season, the final one for Bob Davie before Danny Gonzales took over, UNM had 11 takeaways the entire season.

The 13 takeaways, despite not having any in the last two weeks, still ranks tied for 13th nationally, and just two more takeaways would put UNM in seventh in the nation.

### May The Force Be With You (and Also With You)

Under Danny Gonzales and defensive coordinator Rocky Long, the Lobos have been known as a team and a defense that will play to the whistle, and hit you hard. Basically, the other team feels it. One of the best ways to show that is forced fumbles.

Fumbles happen, forced fumbles are usually because of the hit. Through seven games, the Lobos are tied for second in the nation in forced fumbles with 10, the one behind Arkansas.

Last year, New Mexico recorded a grand total of four forced fumbles over the course of 12 games. UNM's best season under Danny Gonzales was the seven-game 2020 season in which UNM recorded 11 forced fumbles.

	Name	G	Fumbles Forced	Fumbles Forced/G
1	Arkansas	7	11	1.57
2	Appalachian State	6	10	1.67
2	Indiana	7	10	1.43
2	Michigan State	7	10	1.43
2	New Mexico	7	10	1.43
6	Wake Forest	6	9	1.50
6	Duke	7	9	1.29
6	Miami (Ohio)	7	9	1.29
9	Penn State	6	8	1.33
9	Texas A&M	6	8	1.33
9	Iowa State	7	8	1.14
9	LSU	7	8	1.14
9	Maryland	7	8	1.14
9	South Florida	7	8	1.14
9	UTEP	7	8	1.14

### 41 and 1

The Lobos have suffered more than a few injuries that have forced more than a few lineup changes. The Lobos have been playing without six starters (OL D.J. Wingfield, LB Ray Leutele, LOBO Tavian Combs, CB Donte Martin, LB Alec Marengo and RG Shancco Matautia). Dion Hunter and Isaiah Sillemon became the 40th and 41st players to start a game this season, and that's almost half the lineup as UNM has used 82 players this year.

Of the 41 starters, five players have started at tight end. Of UNM's 41 starters, 10 have made their first career starts and it could be 42 and 11 next week, pending an injury on the line.

## Turnover Table

2021	Takeaways	Pts.	Giveaways	Pts.
HBU	3	10	1	0
NMSU	2	7	0	0
at TAMU	1	0	1	0
at UTEP	1	3	2	0
AF	0	0	3	10
at SDSU	1	7	2	0
CSU	0	0	3	13
at WYO	2	7	0	0
UNLV	2	0	3	17
at FS	1	0	1	7
at BSU	1	0	2	10
USU	0	0	2	0
<b>Total</b>	<b>14</b>	<b>34</b>	<b>18</b>	<b>57</b>

UNM Turnover Margin: -6

UNM TO Scoring Margin: -23 (UNM 6-of-14, Opp 11-of-18)

2022	Takeaways	Pts.	Giveaways	Pts.
MAINE	2	6	2	0
BSU	1	0	0	0
UTEP	7	7*	2	7
at LSU	1	0	0	0
at UNLV	2	7	2	10*
WYO	0	0	3	10*
at NMSU	0	0	1	0
FS				
at USU				
at AFA				
SDSU				
at CSU				
<b>Total</b>	<b>13</b>	<b>20</b>	<b>10</b>	<b>27</b>

UNM Turnover Margin: +3

UNM TO Scoring Margin: -7 (UNM 3-of-13, Opp 5-of-10)

\*denotes Defensive TD



## Associated Press Poll (10/16/22)

Pl.	Team (First-place votes)	Record	Pts.	Prev.
1	Georgia (31)	1530	1	7-0
2	Ohio State (17)	1509	2	6-0
3	Tennessee (15)	1474	6	6-0
4	Michigan	1384	5	7-0
5	Clemson	1336	4	7-0
6	Alabama	1232	3	6-1
7	Ole Miss	1173	9	7-0
8	TCU	1166	13	6-0
9	UCLA	1048	11	6-0
10	Oregon	953	12	5-1
11	Oklahoma State	913	8	5-1
12	Southern California	861	7	6-1
13	Wake Forest	790	14	5-1
14	Syracuse	751	18	6-0
15	Utah	715	20	5-2
16	Penn State	629	10	5-1
17	Kansas State	599	17	5-1
18	Illinois	433	24	6-1
19	Kentucky	414	T-22	5-2
20	Texas	368	T-22	5-2
21	Cincinnati	321	21	5-1
22	North Carolina	210	NR	6-1
23	NC State	155	15	5-2
24	Mississippi State	150	16	5-2
25	Tulane	115	NR	6-1

Others receiving votes: Purdue 95, LSU 87, UCF 13, South Carolina 13, Kansas 12, James Madison 6, Oregon State 6, Maryland 5, South Alabama 4, Liberty 2, Arkansas 1, Minnesota 1, Florida State 1

## AFCA Coaches Poll (10/16/22)

Pl.	Team	Record	Pts.	1st Pl.	Prev.	Chg.	Hi/Low
1	Alabama	7-0	1550	43	2	1	1/3
2	Ohio State	6-0	1511	17	3	1	2/3
3	Michigan	7-0	1411	1	4	1	3/6
4	Tennessee	6-0	1408	2	8	4	4/NR
5	Clemson	7-0	1351	0	5	-	4/5
6	Alabama	6-1	1236	0	1	-5	1/6
7	Mississippi	7-0	1210	0	9	2	7/24
8	Texas Christian	6-0	1089	0	15	7	8/NR
9	Oregon	5-1	1000	0	11	2	9/24
10	UCLA	6-0	995	0	12	2	10/NR
11	Oklahoma State	5-1	868	0	7	-4	7/11
12	Southern California	6-1	852	0	6	-6	6/15
13	Wake Forest	5-1	823	0	14	1	13/21
14	Syracuse	6-0	738	0	18	4	14/NR
15	Utah	5-2	663	0	19	4	8/19
16	Penn State	5-1	653	0	10	-6	10/NR
17	Kansas State	5-1	637	0	16	-1	16/NR
18	Kentucky	5-2	450	0	22	4	8/22
19	Cincinnati	5-1	370	0	21	2	19/NR
20	Illinois	6-1	341	0	NR	7	20/NR
21	Texas	5-2	336	0	24	3	18/NR
22	North Carolina	6-1	236	0	25	3	22/NR
23	NC State	5-2	232	0	13	-10	10/23
24	Mississippi State	5-2	212	0	17	-7	17/NR
25	Tulane	6-1	83	0	NR	6	25/NR

Others receiving votes: LSU 51; Central Florida 33; Kansas 30; South Carolina 24; Purdue 23; Maryland 15; Liberty 12; Washington 9; Baylor 7; Coastal Carolina 5; Pittsburgh 4; South Alabama 3; Arkansas 3; UTSA 1.

## Tea for Two...

Most folks know that Tea for Two is a song by Doris Day, but most folks forget that Tea for Two was actually the name of the 1950 film from which the song comes from. Of course, most folks that would remember that would have been born in the 1930s, so yeah, unless you are a devoted cinemaphile, we are just going to give a blanket excuse.

However, when it comes to two, as in two point conversions, the Lobos allowed one to UNLV, and it meant that opponents have now been successful five straight times dating back to September 1, 2018 when Incarnate Word kick Cody Seidel took a flip and tried to race around for a two-point conversion. Since then, opponents have gone 5-for-5, including the last four through the air.

Since Danny Gonzales has been the head coach, opponents are 3-for-3 on two-point conversions (two in 2020 and one last week). UNM under Gonzales has never attempted a two-point conversion. UNM's last two-point attempt was November 23, 2019 when Trae Hall was playing quarterback and threw incomplete. UNM's last successful two-point conversion was on October 11, 2019 when Sheriron Jones completed a pass to Marcus Williams against Colorado State in a 35-21 loss.

## Quarterbacks Get All The Glory

In the last four games, Lobo quarterbacks have gotten all of the glory. Seriously, they have gotten all of the glory. The Lobos have scored four touchdowns in the last three games. Three of those touchdowns were scored by quarterback Miles Kendrick on runs of 8, 8 and 2 yards out. The other touchdown was scored by quarterback Justin Holaday on an 8-yard run.

The last time a Lobo OTHER than a quarterback scored a touchdown was against UTEP when Nate Jones scored from five yards out with 2:33 to go in the game, a 27-10 win over the Miners.

## A Moon We Can Unify Behind...

Back in the 1980s, the Reverend Sun Myung Moon was a thing in the United States, which kind of proves a point that the 1980s were the best. Moon was known for a lot of things, but he was best known for gigantic mass wedding ceremonies, where his followers (then known as Moonies) would gather and Moon would perform a wedding ceremony for as many as 400 couples at one time.

Moon also started the Unification Church in which he performed said mass weddings. Well, he doesn't have a church, but the way Cody Moon is playing, he might be asked to perform a wedding ceremony here soon, and why not, because he's been doing everything else.

Moon has now made five career starts, and he has recorded double-digit tackles in two of those with seven and nine tackles in the other. He recorded a career-high 11 tackles and added 2.0 sacks for 18 yards in losses against UTEP, and then added 10 tackles against LSU. Against UNLV he had seven tackles and two quarterback hurries. He led the team in tackles against New Mexico State with six.

Moon started his career as a walk-on, and basically was basically challenged by Danny Gonzales to show he should be on scholarship. That challenge was accepted and won, as Moon has been terrific through his first 19 career games.

Moon leads the team in tackles with 53, one more than Jerrick Reed, who has 51.

## He's Number One

Aaron Rodriguez continued his terrific season, averaging 42.5 yards on six punts. His average lowered to 44.7 yards per punt, which still ranks his 19th in the nation. Rodriguez, who has another year to go, is now averaging 43.5 yards per punt for his career and he qualifies for the UNM career list. He is third all-time at UNM in career punting, behind only Corey Bojorquez and Tyson Dyer.

### CAREER PUNTING AVERAGE (100 punts)

	Name	Years	No.	Yards	Avg.
1.	Corey Bojorquez	2016-17	116	5,237	45.15
2.	Tyson Dyer	2018-20	133	5,996	44.12
3.	<b>Aaron Rodriguez</b>	<b>2020-present</b>	<b>126</b>	<b>5,480</b>	<b>43.49</b>
3.	Mike Nesbitt	1992-93	103	4,418	42.89
4.	Jason Bloom	1995-98	181	7,743	42.78
5.	Ron Keller	1983-86	252	10,737	42.60
6.	Steve Bauer	1973-74	131	5,556	42.41
7.	Zack Rogers	2012-15	124	5,223	42.12
8.	Adam Miller	2008-09	122	5,129	42.04
9.	Ben Skaer	2010-13	259	10,858	41.93

## Also ... He's Number 1?

Well, it's never good if your punter is the active leader in punts per game, but part of it is there are quite a few possessions in Lobo games and let's face it, UNM just doesn't turn the ball over either. Regardless, Aaron Rodriguez is the active leader in punts per game average at 6.58 punts per contest.

Rank	Player	Div	CL	Pos	Games	Punts	Punt Yds	Punts Per Game
1	<b>Aaron Rodriguez , New Mexico</b>	<b>FBS</b>	<b>Jr.</b>	<b>P</b>	<b>19</b>	<b>126</b>	<b>5,480</b>	<b>6.58</b>
2	Adam Korsak , Rutgers	FBS	Sr.	P	52	302	13,213	5.81
3	Tory Taylor , Iowa	FBS	Jr.	P	28	160	7,295	5.71
4	Devyn McCormick , ULM	FBS	Sr.	P	19	108	4,469	5.68
5	Josh Carlson , New Mexico St.	FBS	Jr.	P	28	159	6,791	5.68
6	James Evans , Indiana	FBS	So.	P	19	107	4,600	5.63
7	Mason Hunt , Southern Miss.	FBS	Sr.	P	19	104	4,500	5.47
8	Clayton Stewart , Wyoming	FBS	Jr.	P	20	108	4,390	5.40
9	Peter Moore , Virginia Tech	FBS	So.	P	21	113	4,839	5.38
10	David Shanahan , Georgia Tech	FBS	So.	P	18	95	4,053	5.28

## Career Starts

OFFENSE									
QB	'17	'18	'19	'20	'21	'22	Total		
5 Miles Kendrick	7	7	7	7	7	7	42		
6 Isaiah Chavez	1	4	1	1	1	1	10		
7 C.J. Montes	1	1	1	1	1	1	6		
16 Connor Genal	0	1	0	0	0	0	1		
RBS	'17	'18	'19	'20	'21	'22	Total		
25 Nate Jones	0	6	6	6	6	6	30		
4 Bobby Wooden	2 (WR)	1	1	1	1	1	7		
28 Jaden Hullaby	1	1	1	1	1	1	6		
22 Christian Washington	1	1	1	1	1	1	6		
9 Sherod White	1	1	1	1	1	1	6		
TEs	'17	'18	'19	'20	'21	'22	Total		
85 Trace Bruckler	3	2	2	2	2	2	14		
81 Elijah Queen	2 (WR)	1 (WR)	1	1	1	1	7		
45 Will Dennis	4	4	4	4	4	4	24		
41 Connor Witthoft	0	1	1	1	1	1	5		
87 Joe Maez	1	1	1	1	1	1	6		
WRs	'17	'18	'19	'20	'21	'22	Total		
11 Andrew Erickson	7	4	4	4	4	4	27		
15 Luke Wysong	6	4	4	4	4	4	26		
10 Trae Hall	1 (QB)	3 (QB)	3	3	3	3	16		
3 Jace Taylor	0	8	8	8	8	8	32		
8 Geordon Porter	4	4	4	4	4	4	24		
82 Austin Erickson	1	2	2	2	2	2	10		
84 Christian Jourdain	1	1	1	1	1	1	6		
OL	'17	'18	'19	'20	'21	'22	Total		
67 Isaac Gutierrez	7	9	7	7	7	7	44		
68 Shanco Matautia	2	6	6	6	6	6	28		
75 JC Davis	7	7	7	7	7	7	42		
51 CJ James	7	7	7	7	7	7	42		
66 Tavian Ford	5	5	5	5	5	5	30		
55 Radson Jang	0	0	0	4	4	4	8		
70 Isaiah Sillemon	0	1	1	1	1	1	5		
74 Greg Brown II	0	0	0	1	1	1	3		
73 DJ Wingfield	1	1	1	1	1	1	6		
DEFENSE									
DL	'17	'18	'19	'20	'21	'22	Total		
95 Jake Saltonstall	6	12	7	7	7	7	53		
97 Justin Harris	0	1	1	1	1	1	5		
92 Omar Darame	0	0	5	5	5	5	20		
51 Bryce Santana	0	3	3	3	3	3	12		
99 Jaden Phillips	2	2	2	2	2	2	12		
52 Ian Shewell	0	2	2	2	2	2	8		
21 O.J. Bartley	1	0	1	1	1	1	5		
LBs	'17	'18	'19	'20	'21	'22	Total		
30 Ray Leutele	0	11	3	3	3	3	23		
36 Syaire Riley	0	11	2	2	2	2	17		
44 Reco Hannah	0	1	1	1	1	1	5		
58 Cody Moon	0	5	5	5	5	5	20		
42 Dion Hunter	2	1	1	1	1	1	7		
18 Alec Marengo	0	0	3	3	3	3	9		
DBs	'17	'18	'19	'20	'21	'22	Total		
9 Jerrick Reed II	8	5	12	7	7	7	52		
8 Donte Martin	0	12	5	9	5	31	64		
7 Tavian Combs	6	11	3	3	3	3	33		
6 Ronald Wilson	8	7	7	7	7	7	44		
4 A.J. Odums	0	0	7	7	7	7	28		
24 A.J. Haulcy	4	4	4	4	4	4	20		
13 Bryson Taylor	1	1	1	1	1	1	6		
5 Jer' Marius Lewis	1	1	1	1	1	1	6		
12 Antonio Hunt	0	1	1	1	1	1	4		

## Lobos in the NFL

**Jason Sanders** **Miami Dolphins** **Kicker**  
Sanders is in his fifth season with Miami after getting drafted in the seventh round by Miami. Over his first four seasons he was 134-for-137 on extra points in his career and 100-for-120 on field goals, with a long of 56. He has hit 224 of 310 kickoffs for touchbacks. He was named to the PFWA 2018 All-Rookie Team and is Miami's all-time leader in field goal accuracy. He has four game-winning field goals in the final two minutes and in overtime, and he also has a touchdown reception in his career. He led the NFL in field goals and points in 2020.

**Corey Bojorquez** **Cleveland Browns** **Punter**  
Bojorquez is in his first season with Cleveland and one year with Green Bay and his first three with Buffalo. He spent the 2018 camp with New England after earning an invite to tryout camp and then getting signed to a free agent contract. He was snagged off waivers by Buffalo and started for three seasons. He then signed a free agent contract with the L.A. Rams, but was traded to Green Bay right before the 2021 season. He has played in 57 career games with a 45.5 career average. In 2020 Bojorquez led the NFL with a 50.0-yard average, just the fourth 50.0-yard average in NFL history. Last year his 82-yard punt was the longest in the NFL.

**D'Angelo Ross** **Miami Dolphins** **Cornerback**  
Ross is in his first season with Miami after spending two with New England. With the Patriots he saw action in three games in 2021, totaling three tackles.

## It Was a Long Time Ago...

November 24, 1990 was a long time ago. Famed American composer Aaron Copland was still alive, as was Red Grange, Danny Thomas and Dr. Seuss. Singer Rita Ora wasn't born yet and Modern Family actress Sarah Hyland was born on that day.

That day was also Rocky Long's final game as the defensive backs coach at TCU, and it was forgetful for him, a 56-10 loss to Texas A&M. Long coached in the press box for that game. He then became the defensive coordinator at from 1991-95 at Oregon State, the DC at UCLA from 1996-97, the head coach at New Mexico from 1998-2008, the DC at San Diego State from 2009-2010, the head coach at SDSU from 2011 to 2019, and then the defensive coordinator back at New Mexico from then on. For every one of those games over those 32 years, totaling 373 games, was spent coaching on the sidelines.

That streak ended in the opener as Long coached from the press box for the first time since November 24, 1990. For Coach Gonzales and Coach Long, they wanted for Rocky to be able to get a bird's eye view and call defenses and plays from the box, with the defensive being signaled in from the sidelines.

## Lobo Leaps and Bounds

It took all of three years, but Head Coach Danny Gonzales has turned the Lobo defensive unit into a major strength this season. Last season UNM's defense, coordinated by Rocky Long, ranked 44th overall in total defense in 2021 a 57-spot improvement from 2020.

Overall in 2021, UNM allowed 363.1 yards per game, and that was the lowest total in 13 seasons, since the 2008 team allowed 335.8 yards per game. UNM ranked 44th overall, and the 2008 team ranked 45th. 2021's ranking was the best since 2007, when UNM ranked 13th in total defense at 319.9 yards per game.

The Lobos rushing defense stood at 143.2 yards per game, better than a 20-yard per game improvement from 2020, and it was the best rushing defense since 2008 when UNM ranked 26th at 122.3 yards per game. Passing-wise, UNM allowed just 219.8 passing yards per game to rank 54th, an incredible adjustment from 2019 when the passing defense allowed 321.4 yards per game and ranked 130th (last) in the FBS. It was UNM's best passing defense since 2010 when the unit ranked 53rd at 218.8 yards per game.

The common denominators of course are Gonzales and Long, who were here in 2008. Here is the chart of UNM's defensive success this year, and UNM's defensive numbers and rankings going back to 2007. As you can see, the 2022 numbers are already shaking out well.

Year	Total Defense (Rk)	Rushing Defense (Rk)	Passing Defense (Rk)
2022	329.6 (22)	114.6 (28)	215.0 (48)
2021	363.1 (44)	143.2 (51)	219.8 (54)
2020	447.1 (101)	164.1 (64)	283.0 (116)
2019	485.7 (129)	164.3 (75)	321.4 (130)
2018	473.0 (119)	217.0 (111)	256.0 (104)
2017	398.0 (70)	157.4 (55)	240.6 (88)
2016	394.8 (56)	172.5 (65)	222.3 (59)
2015	437.6 (97)	192.7 (93)	244.9 (92)
2014	519.0 (124)	269.0 (122)	250.0 (92)
2013	516.6 (119)	257.2 (120)	259.4 (101)
2012	444.2 (97)	174.9 (73)	269.2 (103)
2011	492.1 (118)	246.9 (119)	245.2 (87)
2010	469.0 (119)	250.2 (117)	218.8 (53)
2009	418.7 (100)	165.0 (83)	253.7 (105)
2008	335.8 (45)	122.3 (26)	213.5 (70)
2007	319.9 (13)	122.5 (26)	197.4 (20)

The Lobos defensively saw improvements not just in the yards and rankings as they had plenty of other major improvements. Along with the passing yards, the teams' passing efficiency defense has greatly improved as well. UNM opponents had a 131.99 passer rating in 2021, ranking 59th in the country. In 2020 UNM ranked 120th allowing opponents to pass at a 162.92 clip. In 2022, that passing efficiency defense is 125.9, which is 48th in the country.

## Just Keep Swimming

New Mexico went 3-9 in 2021, but that improved the win total from 2020. What's ever better is the amount of production and games played by UNM's young guns.

Due to COVID, UNM used 20 true freshman in 2020 and all of those seasons for those players effectively was like a redshirt season, even though a guy like Tavian Combs was listed as a true sophomore in 2021 and will enter 2022 as a junior.

Here are all the players returning that either started a game, or been a contributor during their first two seasons that still have as many as three years of eligibility remaining (the number is parenthesis is how many seasons of eligibility each player has left entering the 2022 season).

**Quarterback:** Isaiah Chavez (3), Connor Genal (3), C.J. Montes (4)

**Running Back:** Nate Jones (3)

**Receiver:** Jace Taylor (3), Luke Wysong (3), Bobby Wooden (3), Austin Erickson (3), Andrew Erickson (3), Duece Jones (4),

**Tight End:** Connor Witthoft (3), Caleb Marra (3), Trace Bruckler (3), Elijah Queen (3)

**Offensive Line:** Shanco Matautia (4), Isaiah Sillemon (4), Jer'Marques Bailey (4), Greg Brown (4)

**Defensive Line:** Kyler Drake (3), Ian Shewell (4), Keith Alvarado (3), OJ Bartley (3), Omar Darame (3), Jaden Phillips (3)

## Interesting Stat

# 1

That's the number of times in 26 games in the Danny Gonzales era that the Lobos didn't open the game with the ball. UNM has elected to receive every time they have won the toss, and only Houston Baptist didn't defer when winning the opening coin toss.

## Dates and Deets

# 2012

That's the last season UNM finished with a winning non-conference record, going 3-2 because UNM played an extra game due to traveling to Hawai'i. UNM beat NMSU, Southern and Texas State. The last time UNM went 3-1 in non-conference play was the 2007 season when UNM lost to UTEP 10-6 but beat New Mexico State, Arizona and Sacramento State on the way to a 9-4 season and a New Mexico Bowl win.



## Future Schedules

### 2023

9/2 - at Texas A&M  
9/9 - Tennessee Tech  
TBA - New Mexico State  
MW Home - Utah State, Hawai'i, San José State, UNLV  
MW Away - Boise State, Wyoming, Fresno State, Nevada

### 2024

8/24 - Montana State  
8/31 - at Arizona  
9/14 - at Auburn  
TBA - at New Mexico State  
MW Home - Air Force, Boise State, Fresno State, San Diego State  
MW Away - Colorado State, Utah State, Hawai'i and San José State

### 2025

8/30 - at Michigan  
9/6 - Idaho State  
9/13 - at UCLA  
TBA - New Mexico State  
MW Home - Colorado State, Wyoming, Nevada, San José State  
MW Away - Air Force, Boise State, San Diego State, UNLV

### 2026

9/19 - at Oklahoma  
TBA - at New Mexico State

### 2027

9/11 - at Oregon State  
9/18 - at Texas A&M  
TBA - New Mexico State

### 2028

9/9 - Oregon State  
TBA - at New Mexico State

**Linebacker:** Alec Marengo (3), Syaire Riley (3), Dion Hunter (3), Cody Moon (3), Ja'Shon Lowery (4)  
**Corner:** A.J. Odums (3),  
**Safety:** Tavian Combs (3), Xavier Hailey (4), Ronald Wilson (3)

That's 33 players that have contributed in 2020 or 2021 (and usually both) and 20 that have started at least one game that can still be on UNM's roster in the 2024 season. The future is bright indeed.

Additionally, the Lobos in 2022 have used 10 redshirt freshmen (C.J. Montes, Xavier Hailey, Duece Jones, Benji Johnson, JD Roberts, CJ Henry, Shanco Matautia, Isaiah Sillemon, Kade Zimmerman, Tyler Kiehne), and 14 true freshmen (Jah'Mar Sanders, Jer'Marius Lewis, Bryson Taylor, Tristan White, Zach Morris, Christian Ellis, Christian Washington, Zach Vigil, A.J. Haulcy, Tate Zimmerman, David Murphy, Marquis Jones, Joe Maez and Luke Drzewiecki), meaning UNM has used 24 freshmen of its 81 players used this season, 29.6%.

### Third is the Word

Yes that's a play on the most annoying song to ever hit the top 5 on the Billboard Charts, "Bird Is The Word" by the Surfin' Birds back in 1963 (and all Family Guy fans know this...) However, if THIRD is the word, well, it's a bad, bad word for UNM's opponents. Lobo opponents have converted just 26 of 91 third down attempts, which is just a 28.6 percentage. That has UNM ranked tied for 10th nationally in third down defense.

UNM's opponents have only converted five times all season in situations of 3rd-and 5 or longer, and those were a third-and-5, two third-and-6s, a third-and-7 and a third-and-10.

### Here is UNM's complete chart of it's third-down defensive performance

Third and short (1-3 yards): Opponents are 15-of-27 (55.6%), 9-of-14 on third and one (64.3%)  
Third and medium (4-6 yards): Opponents are 9-of-22 (40.9%)  
Third and long (7+ yards): Opponents are 2-of-42 (4.7%), conversions third-and-7 by LSU and third-and-10 by Wyoming

### Initially, We Like This Team

This feels unheard of, but on a roster of 114, there are nine guys on the team that use initials for first names. There are three CJs (CJ Montes CJ James, and C.J. Henry), two A.J.'s (A.J. Odums and A.J. Haulcy), and then JD Roberts, DJ Wingfield, J.C. Davis and OJ Bartley. It could be worse as Dennis Hayden goes by DJ, and Tristan White goes by TJ, but honestly, we didn't want to change those so close to the season.

### Only The Young

Only the Young was recorded by Journey for its 1983 album Frontiers, but then pulled and eventually released on the VisionQuest Soundtrack, hitting No. 9. While New Mexico has some upperclassmen, they are truly a case of "Only the Young" New Mexico has 84 underclassman on a roster of 115. Now that isn't close to the most in the country, as Navy, Army and Nebraska have ridiculous roster sizes, so they each have over 100 underclassmen. UNM ranks 16th in terms of most underclassmen ... BUT .... If you go by percentage? UNM sits as the 10th-youngest team in the nation.

School	Roster Size	Underclassmen	
		No. (Fr., Soph.)	Pct.
Wyoming	114	96 (58, 38)	84.2
Georgia Tech	117	93 (60, 33)	79.4
Old Dominion	111	88 (53, 35)	79.3
Colorado	116	91 (61, 30)	78.4
Oregon	126	96 (53, 43)	76.2
Utah	115	86 (54, 32)	74.8
Ball State	112	83 (60, 23)	74.1
Nebraska	151	110 (71, 39)	72.8
Florida State	118	85 (45, 40)	72.0
<b>New Mexico</b>	<b>114</b>	<b>82 (48, 34)</b>	<b>71.9</b>

### Gonzales Announces Staff Changes

University of New Mexico third-year head coach Danny Gonzales announced changes to his offensive staff on Sunday, October 9. Derek Warehime, who has served as offensive coordinator and tight ends coach since 2020, was relieved of his duties. Heath Ridenour, quarterbacks coach, will serve as the interim offensive coordinator for the remainder of the season, and graduate assistant Matt Clark, who assisted with the tight ends, will now serve as the interim tight ends coach.

"I appreciate what Derek has done for our program over the last three years and all the hard work that he put into it," said Gonzales. "I have made the decision for the direction of our program moving forward, that this is the right time to make a change."

Ridenour is in his first season with UNM as quarterbacks coach after a long career as one of the most successful high school coaches in New Mexico. A former collegiate quarterback in-state at Eastern New Mexico, Ridenour's Storm squads were well known for their offensive propensity. In his 10 seasons at the head coach of Cleveland, Ridenour's teams went 96-18 (an .842 clip), including an eye-popping 73-7 over the last seven years. Six times his teams have averaged over 40 points per game, and four times the Storm led the state in scoring offense, including the past three years.

His last squad in 2021 went a perfect 13-0 on the way to Cleveland's fourth championship, averaging 46.2 points per game. His 2015 perfect team also went 13-0 and averaged 49.6 points per game, setting the state record. Along with his three 6A state titles, Cleveland was district champions five times, and Ridenour is a five-time district coach of the year (2013, 2015, 2017, 2018, 2021). He was also named the 2015 Coach of the Year for all sports and all levels by the New Mexico Sports Hall of Fame.

## New Mexico's Team

Despite what some would have you to believe, The University of New Mexico Football team is, has and always will be New Mexico's team, and that's even truer with Danny Gonzales at the helm.

The former Lobo walk-on and Valley High School graduate has said he is going to sign three to five New Mexico HS student-athletes on every signing day, and he's lived up to that, signing at least three New Mexico natives in each of his three signing classes.

The Lobos feature 34 Land of Enchantment natives on the roster, and that's the most of any school in America. Here is how UNM stacks up to the other in-state school, looking at the listed online rosters (which are probably missing folks, so this is a neat note, but take it with a grain of salt).

New Mexico - 34  
Eastern New Mexico - 28  
New Mexico Highlands - 16  
New Mexico State - 13  
Western New Mexico - 12



## Series History vs. Fresno State

Fresno State owns a 14-5 lead in the all-time series, a peculiar one which featured a strange four-year stretch that featured a shocking diss, an even more shocking upset and then Fresno State's coach exacting some revenge on UNM.

It started, according to the Albuquerque Journal's Rick Wright in 1988, when Fresno State won 68-21 and Bulldog head coach Jim Sweeney apologized in the local paper, stating to not judge his team by that game as he thought Fresno State played bad, saying "We could have scored 100 on them". The next year UNM was 1-10 and Fresno State was 10-0, and UNM scored an improbable 45-22 win, leading to Lobo fans chanting "Sweeney is a Weenie".

Two years later, he took out his revenge, running up 94 points. It was 59-7 with seven seconds left in the half and Sweeney called time to try and score, which Fresno State did to make it 66-7 at the break.

In 2020, UNM ended a seven-game, 26-year losing skid to Fresno State, winning 49-39 in Las Vegas, knocking the Bulldogs out of a bowl game in the process. Last year, UNM lost 34-7.

Opponent	Site	Score
11/13/2021	Fresno, CA	L 7-34
12/12/2020	Las Vegas, Nev.	W 49-39
10/20/2018	Albuquerque, NM	L 7-38
10/14/2017	Fresno, CA	L 0-38
9/26/2014	Albuquerque, NM	L 24-35
11/23/2013	Fresno, CA	L 28-69
10/27/2012	Albuquerque, NM	L 32-49
10/31/1998	Albuquerque, NM	L 20-28
10/7/1995	Fresno, CA	L 34-51
10/29/1994	Fresno, CA	W 49-32
9/18/1993	Albuquerque, NM	L 24-41
10/24/1992	Fresno, CA	L 28-31
10/5/1991	Fresno, CA	L 17-94
9/8/1990	Fresno, CA	L 17-24
11/18/1989	Albuquerque, NM	W 45-22
9/3/1988	Albuquerque, NM	L 21-68
9/13/1975	Albuquerque, NM	W 29-0
10/30/1948	Fresno, CA	L 14-20
11/8/1947	Albuquerque, NM	W 34-3

## Tokyo Adrift

Ray Iwai is a walk-on from Mitika-City, Japan. Two things, his actual spelling of his first name is "Rei", but he preferred "Ray", and Mitika-City is a suburb of Tokyo. Ray is the first Lobo to hail from Japan, but is he the only other Japanese citizen on an FBS roster? Nope, there's three. Here is the full list of Japanese citizens on FBS rosters:

Name	School	Pos.	Ht.	Wt.	Cl.	Hometown
Ray Iwai	New Mexico	RB	5-5	170	Fr	Mitika-City
Yosuke Sugano	Syracuse	LB	5-10	210	R-Jr	Akashi
Masaki Kudo	Utah	WR	5-10	181	R-Fr	Tokyo
Shuhei Mitsumoto	Utah	LB	5-9	218	So.	Osaka

## Switch 'Em Up

For the second straight year, a graduate transfer was the opening game starter as Miles Kendrick took over the reins at QB1, meaning UNM will have a different starting quarterback for the opener again this year and next year as Kendrick is in his final year of eligibility. This shouldn't be shocking news. In the last 12 seasons, only one time has UNM had the season opening game starter in back-to-back seasons, and that was in 2013 and 2014, when Cole Gautsche started both openers.

On the current roster, Isaiah Chavez has started five times and both CJ Montes and Connor Genal have started once. Here are the opening day quarterbacks for UNM over the last 13 seasons:

2022	Miles Kendrick
2021	Terry Wilson
2020	Tevaka Tuioti
2019	Brandt Hughes
2018	Tevaka Tuioti
2017	Lamar Jordan
2016	Austin Apodaca
2015	Lamar Jordan
2014	Cole Gautsche
2013	Cole Gautsche
2012	B.R. Holbrook
2011	Tarean Austin
2010	B.R. Holbrook

## You Win Some, You Lose Some, You Don't Allow Points Some, You Don't Score Points Some

The Lobos did not score against LSU (marking the second straight year that UNM didn't score against an SEC team, which isn't a crime by any sorts, just a note), but UNM also shut out Maine in the season opener. This marks the first time that UNM has both a shutout, and been shutout in the same season since 2007. That year, UNM lost to TCU 37-0 but bounced back a few games later to shutout Colin Kaepernick and the Nevada Wolf Pack 23-0 in the second-ever New Mexico Bowl.

However, that TCU loss was November 3, and the Nevada win was December 22, so they were different months. So when was the last time UNM both got a shutout and were shutout in the same month?

It was 20 years ago, in 2002. That year UNM defeated Baylor 23-0 in Albuquerque on September 14 and then two weeks later in the very next home game at UNM, the squad lost to Texas Tech on a Friday night 49-0. That 2002 season was important because the Lobos returned to a bowl game for the first time under Rocky Long.

## Wither the Third?

The Lobos haven't scored a point in the third quarter in each of the last six games, and UNM has just 27 second half points in the last six games. Of those 27 points, seven are off a 100-yard kickoff return and there are two field goals.

However, UNM in the opening half have been great defensively. UNM has allowed just 20 first quarter points and 53 total first half points

## Honoring Santiago and Urlacher

Offices that have windows that look into the stadium can lead to fun thoughts. Danny Gonzales had exactly that one day while looking out his office window at the five jersey numbers on the stadium facade, four of which were retired. That's past tense. In a nod to the traditions of the past, and a bridge between that past and the present, Gonzales talked with the owners (or in one case, family) of those retired numbers, and came up with a brilliant idea.

Two of those numbers are now officially "unretired", and those are 42, worn by Bobby Santiago, and 44, worn by Brian Urlacher. Santiago, someone Gonzales looked up to (and who still comes around to practices) was perhaps the greatest football player to come out of the metro area. So, each season, one metro area player will be selected to wear Santiago's 42. For the second straight year, Dion Hunter of Rio Rancho will wear Santiago's 42 (instead of his 41). Urlacher, the best football player to come out of UNM and a native of Lovington, was a ferocious defender who did it all. Each year, one defensive player will be selected that best exemplifies how Urlacher played on the field for the Lobos. Once again, Reco Hannah will wear Urlacher's 44 jersey (instead of his usual 23).

## Interesting Stat

# 4,739

That's the number of days since UNM's last blocked punt (October 31, 2009 to the Fresno State game on October 22, 2022). The Lobos have the longest streak in the FBS. Navy had the longest last year but blocked a punt on October 2, 2021 against UCF, its first since October 4, 2008 against Air Force.

## Starting Number

# 42

That's the number of Lobos to have started a game this season. That total is the most in the nation. Only Northern Illinois, Colorado and Kentucky have started as many as 40, and Hawai'i is the next highest number within the MW with 38.





### Birthday Chart

August		
Date	Player/Coach	Age
30	Tavian Combs	20

September		
Date	Player/Coach	Age
1	Josh Howes	19
4	Radson Jang	26
6	Larry Allen III	22
7	Coach Troy Reffett	55
8	Isaak Gutierrez	22
8	Ja'Shon Lowery	20
9*	Vincent Santos	22
11	Hunter Sellers	21
13	Antonio Hunt	23
13	Coach David Howes	50
15	Zach Morris	19
16	Dion Hunter	22
17*	JD Roberts	20
17*	CJ Henry	20
18	CJ Montes	20
19	Connor Genal	22
19	Trace Bruckler	20
25	Zach Benedict	20
26	Jared Long	22
30*	Caleb Marra	21

October		
Date	Player/Coach	Age
2	Avery Burt	23
6	Luke Drzewiecki	19
8*	Ronald Wilson	19
9	JC Davis	19
9	Joe Maez	19
10	Isaiah Chavez	21
10	Myron Carter	19
17	Jake Saltonstall	22
18	Carlos Lovato	20
19	Keith Alvarado	21
26	Chad Alexander	23
28	Jaxon Powell	20
30	Greg Brown II	21

November		
Date	Player/Coach	Age
2	Tyler Kiehne	20
6	Bryce Santana	21
12*	Jah'Mar Sanders	19
15	Arrison Cole	20
19	Syaire Riley	20
23	David Murphy	23
29	Trae Hall	23

December		
Date	Player/Coach	Age
1	Coach Derrick Baker	32
2	Dennis Hayden	23
2	Omar Darame	22
4	Zach Vigil	19
5	Bobby Wooden	21
6	Semaj Sims	21
6	Bear Milacek	20
6	Zach Doyle	20
14	Blaine Smith	22
16	Xavier Hailey	20

Oldest Lobo: Radson Jang (9/4/1996)  
Youngest Lobo: Tristan White (8/6/2004)

### Homecoming Stats

The Lobos are 45-48-3 (.489) all-time on Homecoming, and the squad is 0-1 vs. Fresno State on Homecoming, losing 35-24 in 2014. UNM has never won a Homecoming game on October 22, but they've never lost one either. The only Homecoming game on this date was a 7-7 tie in 1932 against New Mexico State. Here is UNM vs. all opponents on Homecoming

vs. Air Force:	2-2	vs. Liberty	0-1	vs. Texas Tech:	0-4
vs. Arizona:	4-8-2	vs. Montana:	3-0	vs. UNLV:	1-3
vs. Arizona State:	0-1	vs. New Mexico State:	7-3-1	vs. Utah:	4-4
vs. BYU:	1-2	vs. Northern Arizona:	2-0	vs. Utah State:	2-0
vs. Colorado College:	0-1	vs. Sam Houston State:	0-1	vs. UTEP:	3-2
vs. Colorado State:	1-3	vs. San Diego State:	1-2	vs. West Texas State:	0-1
vs. Denver:	2-2	vs. San Jose State:	1-3	vs. Wichita State:	1-0
vs. Fresno State:	0-1	vs. SMU:	1-0	vs. Wyoming:	3-2
vs. Hawai'i:	2-3	vs. TCU:	1-0		
vs. Iowa State:	1-0	vs. Texas State:	1-0		

### On This Date

Saturday, October 22 is the 295th day of the year, and there are 70 days remaining in 2022, so you better make them count. It's National Nut Day, which is not a day to celebrate Jerry Lewis, ridiculous situations, or silly Game Notes, but to celebrate things like cashews, peanuts and the like. Did you know that according to the Agricultural Marketing Resource Center, the top 10 types on nuts grown in the U.S. in order are 1) almonds, 2) walnuts, 3) pistachios, which many are grown near Alamogordo, 4) peanuts, 5) pecans, the most underrated of all the nuts, 6) hazelnuts, 7) chestnuts, 8) macadamia nuts, 9) pine nuts, and 10) cashews. It's also National Color Day, National Make a Dog's Day (you probably just have to say good boy and pet them) and National Make a Difference Day.

This is the best week ever, not just because it's Homecoming, but because it's National Wolf Awareness Week. It's also National Pharmacy Week (which is important only that if I wasn't doing Game Notes every week in another dream life I'd have been a pharmacist), National Science Week and National Free Speech. It's also National Collegiate Alcohol Awareness Week, so as the students tailgate this week for Homecoming, please be aware of what is alcohol, and what is not alcohol. UNM is only 4-8-2 all-time on October 22, but it's 3-1 in the last three.

Date	Opponent	Result	Site
10/22/2016	ULM	W 59-17	Albuquerque, NM
10/22/2011	TCU	L 0-69	Fort Worth, TX
10/22/2005	San Diego State	W 47-24	San Diego, CA
10/22/1994	New Mexico State	W 56-31	Las Cruces, NM
10/22/1988	UTEP	L 0-37	Albuquerque, NM
10/22/1983	Hawai'i	L 16-25	Honolulu, HI
10/22/1977	Colorado State	L 9-14	Fort Collins, CO
10/22/1966	BYU	L 6-33	Albuquerque, NM
10/22/1960	Arizona	L 14-26	Albuquerque, NM
10/22/1955	Montana	L 14-19	Missoula, MT
10/22/1949	UTEP	L 0-7	El Paso, TX
10/22/1938	Northern Arizona	W 20-0	Flagstaff, AZ
10/22/1932	New Mexico State	T 0-0	Albuquerque, NM
10/22/1927	UTEP	T 6-6	El Paso, TX

Plenty of things have happened on October 22, Lance Armstrong was stripped of his seven Tour de France titles for doping (2012), India launched it's first unmanned lunar mission (2008), a Panama Canal expansion referendum was approved by an overwhelming majority (2006), Tropical Storm Alpha formed, marking the first time the names that are selected had to roll over to the Greek alphabet, making the hurricane season the most active (it was surpassed in 2020, 2005), Red Dye No. 4 was banned by the USDA after it was found to cause tumors and cancer, ending Red M&M's for all and sending me into a melancholy first grade experience (1976), the unmanned space probe Venera 9 from Russia landed on Venus (1975), Jean-Paul Sartre wins the Nobel Prize for Literature but turned it down (1964), bank robber Pretty Boy Floyd was shot to death by the FBI (1934), the International Meridian Conference designated that the Royal Observatory in Greenwich, located in London, as prime meridian (1884), the Metropolitan Opera House opened (1883), Thomas Edison's test of the incandescent light bulbs works for 13-plus hours (1879), Spain declared war on Morocco (1859), Sam Houston was inaugurated as the first president of Texas (1836), the first recorded parachute jump, by Andre-Jacques Garnerin, was completed above Paris (1797), the College of New Jersey, later to be named Princeton (good call) was chartered (1746), and the Ming dynasty defeated the Dutch East India Company (1633)

Famous people born on October 22 include actor Jonathan Lipnicki (the little guy in Jerry McGuire, 1990), drummer/singer Zac Hanson (from the world's most underrated band Hanson, 1985), football player Heath Miller (Pittsburgh Steelers, 1982), actor Michael Fishman (D.J. on Roseanne/The Connors, 1981), actor Jesse Tyler Ferguson (Mitchell on Modern Family, 1975), hockey player Miroslav Satan (Buffalo Sabres, 1974), tennis player Amanda Coetzer (1971), film maker Spike Jonze (all the really good Fatboy Slim videos and Being John Malkovich, 1969), rapper Shaggy (Wasn't Me, 1968), goalie Ron Tugnutt (Quebec Nordiques, 1967), comedian Carlos Mencia (Mind of Mencia, 1967), actress Valeria Golino (Rainman, 1965), Christian Rapper TobyMac (DC Talk, 1964), basketball player Drazen Petrovic (New Jersey Nets, 1964), figure skater Brian Boitano (1963), actor Bob Odenkirk (Better Call Saul/Breaking Bad, 1962), actor Jeff Goldblum (Up All Night, 1952), singer Stiv Bators (Lords of the New Church, 1949), author Deepak Chopra (1946), actress Catherine Deneuve (Indochine, 1943), actress/Mousekateer Annette Funicello (Beach Blanket Bingo, 1942), actor Christopher Lloyd (Back To The Future/Taxi, 1938), author Timothy Leary (LSD/anti-establishment culture, 1920), comedian Curly Howard (The Three Stooges, 1903), Portuguese King John V (1689) and Japanese Emperor Juntoku (1197).

Sadly, on this day the world lost actor Peter Scolaro (Bosom Buddies, 2021), astronaut Paul Weitz (Skylab, 2017), actor Soupy Sales (various game shows, 2009), actor Cleavon Little (Sheriff Bart from Blazing Saddles, 1992), broadcaster Red Barber (1992), gangster Pretty Boy Floyd (1934), and Japanese Prince Ago (842).

**9/3 MAINE**



**9/9 BOISE STATE**




**9/17 UTEP**



**9/24 AT LSU**



**9/30 AT UNLV**



**10/8 WYOMING**



**10/15 AT NEW MEXICO ST.**



**10/22 FRESNO STATE**


**11/5 AT UTAH STATE**



**11/12 AT AIR FORCE**



**11/18 SAN DIEGO STATE**



**11/25 AT COLORADO STATE**







WR - #2 Jah'Mar Sanders

2022										
Date	Opponent	Rush	Yds	TD	LG	Rec	Yds	TD	LG	
Sept. 3	MAINE	2	25	1	15	0	0	0	0	0
Sept 9	BSU					Did Not Play				
Sept 17	UTEP	0	0	0	0	0	0	0	0	0
Sept 24	at LSU					Did Not Play				
Sept 30	at UNLV					Did Not Play				
Oct 8	WYO	0	0	0	0	2	5	0	3	
Oct 15	at NMSU					Did Not Play				
Oct 22	FS									
Nov 5	at USU									
Nov 12	at AFA									
Nov 18	SDSU									
Nov 25	at CSU									
<b>TOTAL</b>		<b>2</b>	<b>25</b>	<b>1</b>	<b>15</b>	<b>2</b>	<b>5</b>	<b>0</b>	<b>3</b>	

WR - #3 Jace Taylor

2020										
Date	Opponent	Rush	Yds	TD	LG	Rec	Yds	TD	LG	
Oct 24	at CSU					No Contest				
Oct 31	SJSU	0	0	0	0	0	0	0	0	0
Nov 7	at HAW	0	0	0	0	0	0	0	0	0
Nov 14	NEV	0	0	0	0	0	0	0	0	0
Nov 20	at AFA	0	0	0	0	0	0	0	0	0
Nov 26	at USU	0	0	0	0	0	0	0	0	0
Dec 5	WYO	0	0	0	0	0	0	0	0	0
Dec 12	FS	0	0	0	0	0	0	0	0	0
<b>TOTAL</b>		<b>0</b>	<b>0</b>	<b>0</b>	<b>0</b>	<b>0</b>	<b>0</b>	<b>0</b>	<b>0</b>	<b>0</b>

2021

Date	Opponent	Rush	Yds	TD	LG	Rec	Yds	TD	LG	
Sept. 2	HBU	0	0	0	0	0	0	0	0	0
Sept. 11	NMSU	0	0	0	0	0	0	0	0	0
Sept. 18	at TAMU	0	0	0	0	0	0	0	0	0
Sept. 25	at UTEP	0	0	0	0	1	17	0	17	
Oct. 2	AFA	0	0	0	0	0	0	0	0	0
Oct. 9	at SDSU	0	0	0	0	1	3	0	3	
Oct. 16	CSU	0	0	0	0	0	0	0	0	0
Oct. 23	at WYO	0	0	0	0	0	0	0	0	0
Nov. 6	UNLV	0	0	0	0	0	0	0	0	0
Nov. 13	at FS	0	0	0	0	0	0	0	0	0
Nov. 20	at BSU	0	0	0	0	0	0	0	0	0
Nov. 26	USU	0	0	0	0	0	0	0	0	0
<b>TOTAL</b>		<b>0</b>	<b>0</b>	<b>0</b>	<b>0</b>	<b>2</b>	<b>20</b>	<b>0</b>	<b>17</b>	

2022

Date	Opponent	Rush	Yds	TD	LG	Rec	Yds	TD	LG	
Sept. 3	MAINE	0	0	0	0	0	0	0	0	0
Sept 9	BSU					Did Not Play				
Sept 17	UTEP					Did Not Play				
Sept 24	at LSU					Did Not Play				
Sept 30	at UNLV	0	0	0	0	0	0	0	0	0
Oct 8	WYO	0	0	0	0	0	0	0	0	0
Oct 15	at NMSU	0	0	0	0	0	0	0	0	0
Oct 22	FS									
Nov 5	at USU									
Nov 12	at AFA									
Nov 18	SDSU									
Nov 25	at CSU									
<b>TOTAL</b>		<b>0</b>	<b>0</b>	<b>0</b>	<b>0</b>	<b>0</b>	<b>0</b>	<b>0</b>	<b>0</b>	<b>0</b>

WR - #4 Bobby Wooden

2020										
Date	Opponent	Rush	Yds	TD	LG	Rec	Yds	TD	LG	
Oct 24	at CSU					No Contest				
Oct 31	SJSU	0	0	0	0	0	0	0	0	0
Nov 7	at HAW	0	0	0	0	0	0	0	0	0
Nov 14	NEV	1	2	0	2	0	0	0	0	0
Nov 20	at AFA	0	0	0	0	2	11	0	7	
Nov 26	at USU	0	0	0	0	0	0	0	0	0
Dec 5	WYO	3	10	0	4	5	16	0	6	
Dec 12	FS	0	0	0	0	1	15	0	15	
<b>TOTAL</b>		<b>4</b>	<b>12</b>	<b>0</b>	<b>4</b>	<b>8</b>	<b>42</b>	<b>0</b>	<b>15</b>	

2021										
Date	Opponent	Rush	Yds	TD	LG	Rec	Yds	TD	LG	
Sept. 2	HBU	0	0	0	0	0	0	0	0	0
Sept. 11	NMSU	0	0	0	0	1	4	0	4	
Sept. 18	at TAMU	1	-2	0	0	0	0	0	0	0
Sept. 25	at UTEP	2	12	0	8	1	3	0	3	
Oct. 2	AFA	0	0	0	0	0	0	0	0	0
Oct. 9	at SDSU					Did Not Play				
Oct 16	CSU					Did Not Play				
Oct 23	at WYO					Did Not Play				
Nov. 6	UNLV					Did Not Play				
Nov. 13	at FS	1	-5	0	0	1	9	0	9	
Nov. 20	at BSU	6	27	0	21	0	0	0	0	0
Nov. 26	USU	11	13	0	7	4	16	0	12	
<b>TOTAL</b>		<b>21</b>	<b>45</b>	<b>0</b>	<b>21</b>	<b>7</b>	<b>32</b>	<b>0</b>	<b>12</b>	

2022										
Date	Opponent	Rush	Yds	TD	LG	Rec	Yds	TD	LG	
Sept. 3	MAINE	3	30	0	13	0	0	0	0	0
Sept 9	BSU	1	15	0	15	2	6	0	9	
Sept 17	UTEP	0	0	0	0	1	8	0	8	
Sept 24	at LSU					Did Not Play				
Sept 30	at UNLV	1	5	0	5	0	0	0	0	0
Oct 8	WYO	1	6	0	6	2	16	0	9	
Oct 15	at NMSU					Did Not Play				
Oct 22	FS									
Nov 5	at USU									
Nov 12	at AFA									
Nov 18	SDSU									
Nov 25	at CSU									
<b>TOTAL</b>		<b>6</b>	<b>56</b>	<b>0</b>	<b>15</b>	<b>5</b>	<b>30</b>	<b>0</b>	<b>9</b>	

WR - #8 Geordon Porter

2022										
Date	Opponent	Rush	Yds	TD	LG	Rec	Yds	TD	LG	
Sept. 3	MAINE	0	0	0	0	5	54	1	17	
Sept 9	BSU	0	0	0	0	2	73	1	69	
Sept 17	UTEP	0	0	0	0	2	13	0	10	
Sept 24	at LSU	2	7	0	5	1	6	0	6	
Sept 30	at UNLV	0	0	0	0	6	117	0	39	
Oct 8	WYO					Did Not Play				
Oct 15	at NMSU					Did Not Play				
Oct 22	FS									
Nov 5	at USU									
Nov 12	at AFA									
Nov 18	SDSU									
Nov 25	at CSU									
<b>TOTAL</b>		<b>2</b>	<b>7</b>	<b>0</b>	<b>5</b>	<b>16</b>	<b>263</b>	<b>2</b>	<b>69</b>	

WR - #10 Trae Hall

2018										
Date	Opponent	C-A-I	Yds	TD	LG	Rush	Yds	TD	LG	
Sept 1	UIW					Did Not Play				
Sept 8	at WISC					Did Not Play				
Sept 15	at NMSU					Did Not Play				
Sept 29	LIBERTY					Did Not Play				
Oct 6	at UNLV	0-0-0	0	0	0	1	6	0	6	
Oct 13	at CSU					Did Not Play				
Oct 20	FS					Did Not Play				
Oct 27	at USU					Did Not Play				
Nov 3	SDSU					Did Not Play				
Nov 10	at AFA					Did Not Play				
Nov 16	BSU					Did Not Play				
Nov 24	WYO					Did Not Play				
<b>TOTAL</b>		<b>0-0-0</b>	<b>0</b>	<b>0</b>	<b>0</b>	<b>1</b>	<b>6</b>	<b>0</b>	<b>6</b>	

2019										
Date	Opponent	C-A-I	Yds	TD	LG	Rush	Yds	TD	LG	
Aug 31	SHSU					Did Not Play				
Sept 14	at ND	0-0-0	0	0	0	2	15	0	11	
Sept 21	NMSU					Did Not Play				
Sept 28	at LIBERTY					Did Not Play				
Oct 4	at SJSU					Did Not Play				
Oct 11	CSU					Did Not Play				
Oct 19	at WYO					Did Not Play				
Oct 26	HAW					Did Not Play				
Nov 2	at NEV					Did Not Play				
Nov 16	at BSU					Did Not Play				
Nov 23	AFA	5-7-0	55	2	27	4	33	0	16	
Nov 30	USU	10-21-2	107	2	30	22	115	2	22	
<b>TOTAL</b>		<b>15-28-2</b>	<b>162</b>	<b>4</b>	<b>30</b>	<b>28</b>	<b>163</b>	<b>2</b>	<b>22</b>	

2020										
Date	Opponent	C-A-I	Yds	TD	LG	Rush	Yds	TD	LG	
Oct 24	at CSU					No				





**DB - #4 A.J. Odums**

2021									
Date	Opponent	TKL	TFL-Yds	Sack-Yds	FF	FR-Yds	PBU	INT-yds	TD
Sept 2	HBU								
Sept. 11	NMSU								
Sept. 18	at TAMU	2	0.0-0	0.0-0	0	0-0	0	0-0	0
Sept. 25	at UTEP	2	0.0-0	0.0-0	0	0-0	0	0-0	0
Oct. 2	AFA								
Oct. 9	at SDSU	0	0.0-0	0.0-0	0	0-0	0	0-0	0
Oct. 16	CSU	0	0.0-0	0.0-0	0	0-0	0	0-0	0
Oct. 23	at WYO	0	0.0-0	0.0-0	0	0-0	0	0-0	0
Nov. 6	UNLV								
Nov. 13	at FS								
Nov. 20	at BSU	0	0.0-0	0.0-0	0	0-0	0	0-0	0
Nov. 26	USU	3	1.0-1	0.0-0	0	0-0	0	0-0	0
<b>TOTAL</b>		<b>7</b>	<b>1.0-1</b>	<b>0.0-0</b>	<b>0</b>	<b>0-0</b>	<b>0</b>	<b>0-0</b>	<b>0</b>

2022									
Date	Opponent	TKL	TFL-Yds	Sack-Yds	FF	FR-Yds	PBU	INT-yds	TD
Sept 3	MAINE	3	0.0-0	0.0-0	0	0-0	0	0-0	0
Sept 9	BSU	5	0.0-0	0.0-0	0	0-0	0	0-0	0
Sept 17	UTEP	4	0.0-0	0.0-0	0	0-0	1	0-0	0
Sept 24	at LSU	5	0.0-0	0.0-0	0	0-0	0	0-0	0
Sept 30	at UNLV	6	0.0-0	0.0-0	0	0-0	2	1-0	0
Oct 8	WYO	3	0.0-0	0.0-0	0	0-0	0	0-0	0
Oct 15	at NMSU	3	0.0-0	0.0-0	0	0-0	0	0-0	0
Oct 22	FS								
Nov 5	at USU								
Nov 12	at AFA								
Nov 18	SDSU								
Nov 25	at CSU								
<b>TOTAL</b>		<b>29</b>	<b>0.0-0</b>	<b>0.0-0</b>	<b>0</b>	<b>0-0</b>	<b>3</b>	<b>1-0</b>	<b>0</b>
<b>CAREER</b>		<b>36</b>	<b>1.0-1</b>	<b>0.0-0</b>	<b>0</b>	<b>0-0</b>	<b>3</b>	<b>1-0</b>	<b>0</b>

**DB - #5 Jer'Marius Lewis**

2022									
Date	Opponent	TKL	TFL-Yds	Sack-Yds	FF	FR-Yds	PBU	INT-yds	TD
Sept 3	MAINE	1	0.0-0	0.0-0	0	0-0	0	0-0	0
Sept 9	BSU	1	0.0-0	0.0-0	0	0-0	0	0-0	0
Sept 17	UTEP	1	0.0-0	0.0-0	0	0-0	0	0-0	0
Sept 24	at LSU	0	0.0-0	0.0-0	0	0-0	0	0-0	0
Sept 30	at UNLV	0	0.0-0	0.0-0	0	0-0	0	0-0	0
Oct 8	WYO	5	0.0-0	0.0-0	0	0-0	1	0-0	0
Oct 15	at NMSU	1	0.0-0	0.0-0	0	0-0	0	0-0	0
Oct 22	FS								
Nov 5	at USU								
Nov 12	at AFA								
Nov 18	SDSU								
Nov 25	at CSU								
<b>TOTAL</b>		<b>9</b>	<b>0.0-0</b>	<b>0.0-0</b>	<b>0</b>	<b>0-0</b>	<b>1</b>	<b>0-0</b>	<b>0</b>

**DB - #6 Ronald Wilson**

2021									
Date	Opponent	TKL	TFL-Yds	Sack-Yds	FF	FR-Yds	PBU	INT-yds	TD
Sept 2	HBU								
Sept. 11	NMSU								
Sept. 18	at TAMU	3	0.0-0	0.0-0	0	0-0	0	0-0	0
Sept. 25	at UTEP	6	1.0-2	0.0-0	0	0-0	0	1-0	0
Oct. 2	AFA	2	0.0-0	0.0-0	0	0-0	0	0-0	0
Oct. 9	at SDSU	5	0.0-0	0.0-0	0	0-0	0	0-0	0
Oct. 16	CSU	12	0.0-0	0.0-0	0	0-0	0	0-0	0
Oct. 23	at WYO	2	0.0-0	0.0-0	0	0-0	0	0-0	0
Nov. 6	UNLV	2	0.0-0	0.0-0	0	0-0	1	1-0	0
Nov. 13	at FS	8	0.0-0	0.0-0	0	1-0	0	0-0	0
Nov. 20	at BSU	9	0.0-0	0.0-0	0	0-0	0	0-0	0
Nov. 26	USU	5	1.0-3	0.0-0	0	0-0	0	0-0	0
<b>TOTAL</b>		<b>54</b>	<b>2.0-5</b>	<b>0.0-0</b>	<b>0</b>	<b>1-0</b>	<b>1</b>	<b>2-0</b>	<b>0</b>

2022									
Date	Opponent	TKL	TFL-Yds	Sack-Yds	FF	FR-Yds	PBU	INT-yds	TD
Sept 3	MAINE	2	0.0-0	0.0-0	0	0-0	0	1-21	0
Sept 9	BSU	5	0.0-0	0.0-0	0	0-0	0	1-0	0
Sept 17	UTEP	4	0.0-0	0.0-0	0	0-0	1	0-0	0
Sept 24	at LSU	2	0.0-0	0.0-0	1	0-0	0	0-0	0
Sept 30	at UNLV	5	0.0-0	0.0-0	1	0-0	0	0-0	0
Oct 8	WYO	5	0.0-0	0.0-0	0	0-0	0	0-0	0
Oct 15	at NMSU	1	0.0-0	0.0-0	0	0-0	1	0-0	0
Oct 22	FS								
Nov 5	at USU								
Nov 12	at AFA								
Nov 18	SDSU								
Nov 25	at CSU								
<b>TOTAL</b>		<b>24</b>	<b>0.0-0</b>	<b>0.0-0</b>	<b>2</b>	<b>0-0</b>	<b>2</b>	<b>2-21</b>	<b>0</b>
<b>CAREER</b>		<b>78</b>	<b>2.0-5</b>	<b>0.0-0</b>	<b>2</b>	<b>1-0</b>	<b>3</b>	<b>4-21</b>	<b>0</b>

**DB - #7 Tavian Combs**

2020									
Date	Opponent	TKL	TFL-Yds	Sack-Yds	FF	FR-Yds	PBU	INT-yds	TD
Sept 2	HBU								
Sept. 11	NMSU								
Oct 24	at CSU								
Oct 31	SJSU	10	0.0-0	0.0-0	0	0-0	0	0-0	0
Nov 7	at HAW	7	0.0-0	0.0-0	0	0-0	0	0-0	0
Nov 14	NEV	7	0.0-0	0.0-0	0	0-0	0	0-0	0
Nov 20	at AFA	5	0.0-0	0.0-0	0	0-0	0	0-0	0
Nov 26	at USU	7	0.0-0	0.0-0	1	0-0	0	0-0	0
Dec 5	WYO	3	0.0-0	0.0-0	0	0-0	1	0-0	0
Dec 12	FS	12	0.5-1	0.5-1	0	0-0	0	0-0	0
<b>TOTAL</b>		<b>51</b>	<b>0.5-1</b>	<b>0.5-1</b>	<b>1</b>	<b>0-0</b>	<b>1</b>	<b>0-0</b>	<b>0</b>

2021									
Date	Opponent	TKL	TFL-Yds	Sack-Yds	FF	FR-Yds	PBU	INT-yds	TD
Sept 2	HBU	12	0.5-0	0.0-0	1	0-0	1	1-1	0
Sept. 11	NMSU	5	0.0-0	0.0-0	0	0-0	0	0-0	0
Sept. 18	at TAMU	11	0.0-0	0.0-0	0	0-0	1	1-0	0
Sept. 25	at UTEP	4	0.0-0	0.0-0	0	0-0	0	0-0	0
Oct. 2	AFA	7	0.0-0	0.0-0	0	0-0	0	0-0	0
Oct. 9	at SDSU	11	0.0-0	0.0-0	0	0-0	0	0-0	0
Oct. 16	CSU	6	0.0-0	0.0-0	0	0-0	0	0-0	0
Oct. 23	at WYO	7	0.0-0	0.0-0	0	0-0	1	0-0	0
Nov. 6	UNLV	5	0.0-0	0.0-0	0	0-0	0	0-0	0
Nov. 13	at FS								
Nov. 20	at BSU	8	1.0-1	0.0-0	0	0-0	1	0-0	0
Nov. 26	USU	5	0.0-0	0.0-0	0	0-0	0	0-0	0
<b>TOTAL</b>		<b>81</b>	<b>1.5-1</b>	<b>0.0-0</b>	<b>1</b>	<b>0-0</b>	<b>4</b>	<b>2-1</b>	<b>0</b>

2022									
Date	Opponent	TKL	TFL-Yds	Sack-Yds	FF	FR-Yds	PBU	INT-yds	TD
Sept 3	MAINE	4	0.0-0	0.0-0	0	0-0	1	0-0	0
Sept 9	BSU	11	0.0-0	0.0-0	1	0-0	0	0-0	0
Sept 17	UTEP	1	0.0-0	0.0-0	0	0-0	0	0-0	0
Sept 24	at LSU								
Sept 30	at UNLV								
Oct 8	WYO								
Oct 15	at NMSU								
Oct 22	FS								
Nov 5	at USU								
Nov 12	at AFA								
Nov 18	SDSU								
Nov 25	at CSU								
<b>TOTAL</b>		<b>15</b>	<b>0.0-0</b>	<b>0.0-0</b>	<b>1</b>	<b>0-0</b>	<b>1</b>	<b>0-0</b>	<b>0</b>

**DB - #8 Donte Martin**

2018									
Date	Opponent	TKL	TFL-Yds	Sack-Yds	FF	FR-Yds	PBU	INT-yds	TD
Sept 1	UIW								
Sept 8	at WISC								
Sept 15	at NMSU								
Sept 29	LIBERTY								
Oct 6	at UNLV								
Oct 13	at CSU								
Oct 20	FS								
Oct 27	at USU								
Nov 3	SDSU								
Nov 10	at AFA	0	0.0-0	0.0-0	0	0-0	0	0-0	0
Nov 16	BSU	0	0.0-0	0.0-0	0	0-0	0	0-0	0
Nov 24	WYO	0	0.0-0	0.0-0	0	0-0	0	0-0	0
<b>TOTAL</b>		<b>0</b>	<b>0.0-0</b>	<b>0.0-0</b>	<b>0</b>	<b>0-0</b>	<b>0</b>	<b>0-0</b>	<b>0</b>

2019									
Date	Opponent	TKL	TFL-Yds	Sack-Yds	FF	FR-Yds	PBU	INT-yds	TD
Aug 31	SHSU	3	0.0-0	0.0-0	0	0-0	0	0-0	0
Sept 14	at ND	1	0.0-0	0.0-0	0	0-0	1	0-0	0
Sept 21	NMSU	6	0.0-0	0.0-0	0	0-0	0	0-0	0
Sept 28	at LIBERTY	5	0.0-0	0.0-0	0	0-0	2	0-0	0
Oct 4	at SJSU								



**2021**

Date	Opponent	TKL	TFL-Yds	Sack-Yds	FF	FR-Yds	PBU	INT-yds	TD
Sept 2	HBU	4	0.0-0	0.0-0	0	0-0	1	0-0	0
Sept. 11	NMSU	4	0.0-0	0.0-0	0	0-0	1	1-0	0
Sept. 18	at TAMU	8	1.0-2	0.0-0	0	0-0	0	0-0	0
Sept. 25	at UTEP	12	0.0-0	0.0-0	0	0-0	2	0-0	0
Oct. 2	AFA	14	0.0-0	0.0-0	0	0-0	0	0-0	0
Oct. 9	at SDSU	5	0.0-0	0.0-0	0	0-0	0	0-0	0
Oct. 16	CSU	13	0.0-0	0.0-0	0	0-0	0	0-0	0
Oct. 23	at WYO	2	0.0-0	0.0-0	0	0-0	0	0-0	0
Nov. 6	UNLV	6	0.0-0	0.0-0	0	0-0	2	0-0	0
Nov. 13	at FS	6	0.0-0	0.0-0	0	0-0	1	0-0	0
Nov. 20	at BSU	8	0.0-0	0.0-0	0	0-0	0	0-0	0
Nov. 26	USU	7	0.0-0	0.0-0	0	0-0	0	0-0	0
<b>TOTAL</b>		<b>90</b>	<b>1.0-2</b>	<b>0.0-0</b>	<b>0</b>	<b>0-0</b>	<b>7</b>	<b>1-0</b>	<b>0</b>

**2022**

Date	Opponent	TKL	TFL-Yds	Sack-Yds	FF	FR-Yds	PBU	INT-yds	TD
Sept 3	MAINE	7	0.0-0	0.0-0	0	0-0	1	0-0	0
Sept 9	BSU	12	2.0-7	0.0-0	0	0-0	1	0-0	0
Sept 17	UTEP	6	0.0-0	0.0-0	0	0-0	4	0-0	0
Sept 24	at LSU	9	0.0-0	0.0-0	0	0-0	0	0-0	0
Sept 30	at UNLV	5	0.0-0	0.0-0	0	1-24	1	0-0	0
Oct 8	WYO	7	0.0-0	0.0-0	1	0-0	0	0-0	0
Oct 15	at NMSU	5	0.0-0	0.0-0	0	0-0	1	0-0	0
Oct 22	FS								
Nov 5	at USU								
Nov 12	at AFA								
Nov 18	SDSU								
Nov 25	at CSU								
<b>TOTAL</b>		<b>51</b>	<b>2.0-7</b>	<b>0.0-0</b>	<b>1</b>	<b>1-24</b>	<b>8</b>	<b>0-0</b>	<b>0</b>
<b>CAREER</b>		<b>220</b>	<b>7.0-16</b>	<b>0.0-0</b>	<b>1</b>	<b>2-24</b>	<b>19</b>	<b>6-101</b>	<b>1</b>

**DB - #11 Xavier Hailey**

**2021**

Date	Opponent	TKL	TFL-Yds	Sack-Yds	FF	FR-Yds	PBU	INT-yds	TD
Sept 2	HBU								Did Not Play
Sept. 11	NMSU								Did Not Play
Sept. 18	at TAMU								Did Not Play
Sept. 25	at UTEP								Did Not Play
Oct. 2	AFA								Did Not Play
Oct. 9	at SDSU								Did Not Play
Oct. 16	CSU								Did Not Play
Oct. 23	at WYO								Did Not Play
Nov. 6	UNLV								Did Not Play
Nov. 13	at FS	0	0.0-0	0.0-0	0	0-0	0	0-0	0
Nov. 20	at BSU								Did Not Play
Nov. 26	USU	0	0.0-0	0.0-0	0	0-0	0	0-0	0
<b>TOTAL</b>		<b>0</b>	<b>0.0-0</b>	<b>0.0-0</b>	<b>0</b>	<b>0-0</b>	<b>0</b>	<b>0-0</b>	<b>0</b>

**2022**

Date	Opponent	TKL	TFL-Yds	Sack-Yds	FF	FR-Yds	PBU	INT-yds	TD
Sept 3	MAINE	0	0.0-0	0.0-0	0	0-0	0	0-0	0
Sept 9	BSU	0	0.0-0	0.0-0	0	0-0	0	0-0	0
Sept 17	UTEP								Did Not Play
Sept 24	at LSU								Did Not Play
Sept 30	at UNLV								Did Not Play
Oct 8	WYO								Did Not Play
Oct 15	at NMSU	1	0.0-0	0.0-0	0	0-0	0	0-0	0
Oct 22	FS								
Nov 5	at USU								
Nov 12	at AFA								
Nov 18	SDSU								
Nov 25	at CSU								
<b>TOTAL</b>		<b>1</b>	<b>0.0-0</b>	<b>0.0-0</b>	<b>0</b>	<b>0-0</b>	<b>0</b>	<b>0-0</b>	<b>0</b>
<b>CAREER</b>		<b>1</b>	<b>0.0-0</b>	<b>0.0-0</b>	<b>0</b>	<b>0-0</b>	<b>0</b>	<b>0-0</b>	<b>0</b>

**DB - #12 Antonio Hunt**

**2019**

Date	Opponent	TKL	TFL-Yds	Sack-Yds	FF	FR-Yds	PBU	INT-yds	TD
Aug 31	SHSU	1	0.0-0	0.0-0	0	0-0	0	0-0	0
Sept 14	at ND	1	0.0-0	0.0-0	0	0-0	0	0-0	0
Sept 21	NMSU	0	0.0-0	0.0-0	0	0-0	0	0-0	0
Sept 28	at LIBERTY								Did Not Play
Oct 4	at SJSU								Did Not Play
Oct 11	CSU								Did Not Play
Oct 19	at WYO								Did Not Play
Oct 26	HAW	0	0.0-0	0.0-0	0	0-0	0	0-0	0
Nov 2	at NEV								Did Not Play
Nov 16	at BSU								Did Not Play
Nov 23	AFA								Did Not Play
Nov 30	USU								Did Not Play
<b>TOTAL</b>		<b>2</b>	<b>0.0-0</b>	<b>0.0-0</b>	<b>0</b>	<b>0-0</b>	<b>0</b>	<b>0-0</b>	<b>0</b>

**2020**

Date	Opponent	TKL	TFL-Yds	Sack-Yds	FF	FR-Yds	PBU	INT-yds	TD
Oct 24	at CSU								No Contest
Oct 31	SJSU	5	0.0-0	0.0-0	0	0-0	0	0-0	0
Nov 7	at HAW	0	0.0-0	0.0-0	0	0-0	1	0-0	0
Nov 14	NEV	0	0.0-0	0.0-0	0	0-0	0	0-0	0
Nov 20	at AFA	0	0.0-0	0.0-0	0	0-0	0	0-0	0
Nov 26	at USU	2	0.0-0	0.0-0	0	0-0	0	0-0	0
Dec 5	WYO	0	0.0-0	0.0-0	0	0-0	0	0-0	0
Dec 12	FS	0	0.0-0	0.0-0	0	0-0	0	0-0	0
<b>TOTAL</b>		<b>7</b>	<b>0.0-0</b>	<b>0.0-0</b>	<b>0</b>	<b>0-0</b>	<b>1</b>	<b>0-0</b>	<b>0</b>

**2021**

Date	Opponent	TKL	TFL-Yds	Sack-Yds	FF	FR-Yds	PBU	INT-yds	TD
Sept 2	HBU	2	0.0-0	0.0-0	0	0-0	0	0-0	0
Sept. 11	NMSU	1	0.0-0	0.0-0	0	0-0	1	0-0	0
Sept. 18	at TAMU	0	0.0-0	0.0-0	0	0-0	0	0-0	0
Sept. 25	at UTEP	0	0.0-0	0.0-0	0	0-0	0	0-0	0
Oct. 2	AFA	1	0.0-0	0.0-0	0	0-0	0	0-0	0
Oct. 9	at SDSU								Did Not Play
Oct. 16	CSU								Did Not Play
Oct. 23	at WYO								Did Not Play
Nov. 6	UNLV								Did Not Play
Nov. 13	at FS								Did Not Play
Nov. 20	at BSU								Did Not Play
Nov. 26	USU								Did Not Play
<b>TOTAL</b>		<b>4</b>	<b>0.0-0</b>	<b>0.0-0</b>	<b>0</b>	<b>0-0</b>	<b>1</b>	<b>0-0</b>	<b>0</b>

**2022**

Date	Opponent	TKL	TFL-Yds	Sack-Yds	FF	FR-Yds	PBU	INT-yds	TD
Sept 3	MAINE	1	0.0-0	0.0-0	0	0-0	0	0-0	0
Sept 9	BSU	0	0.0-0	0.0-0	0	0-0	0	0-0	0
Sept 17	UTEP	0	0.0-0	0.0-0	0	0-0	0	0-0	0
Sept 24	at LSU	2	0.0-0	0.0-0	0	0-0	0	0-0	0
Sept 30	at UNLV	0	0.0-0	0.0-0	0	0-0	0	0-0	0
Oct 8	WYO	0	0.0-0	0.0-0	0	0-0	0	0-0	0
Oct 15	at NMSU	1	0.0-0	0.0-0	0	0-0	0	0-0	0
Oct 22	FS								
Nov 5	at USU								
Nov 12	at AFA								
Nov 18	SDSU								
Nov 25	at CSU								
<b>TOTAL</b>		<b>4</b>	<b>0.0-0</b>	<b>0.0-0</b>	<b>0</b>	<b>0-0</b>	<b>0</b>	<b>0-0</b>	<b>0</b>
<b>CAREER</b>		<b>17</b>	<b>0.0-0</b>	<b>0.0-0</b>	<b>0</b>	<b>0-0</b>	<b>2</b>	<b>0-0</b>	<b>0</b>

**DB - #13 Bryson Taylor**

**2022**

Date	Opponent	TKL	TFL-Yds	Sack-Yds	FF	FR-Yds	PBU	INT-yds	TD
Sept 3	MAINE	0	0.0-0	0.0-0	0	0-0	0	0-0	0
Sept 9	BSU								Did Not Play
Sept 17	UTEP								Did Not Play
Sept 24	at LSU	0	0.0-0	0.0-0	0	0-0	0	0-0	0
Sept 30	at UNLV								Did Not Play
Oct 8	WYO	0	0.0-0	0.0-0	0	0-0	0	0-0	0
Oct 15	at NMSU	1	0.0-0	0.0-0	0	0-0	0	0-0	0
Oct 22	FS								
Nov 5	at USU								
Nov 12	at AFA								
Nov 18	SDSU								
Nov 25	at CSU								
<b>TOTAL</b>		<b>1</b>	<b>0.0-0</b>	<b>0.0-0</b>	<b>0</b>	<b>0-0</b>	<b>0</b>	<b>0-0</b>	<b>0</b>

**DB - #14 Kalen Woods**

**2022**

Date	Opponent	TKL	TFL-Yds	Sack-Yds	FF	FR-Yds	PBU	INT-yds	TD
Sept 3	MAINE								Did Not Play
Sept 9	BSU								Did Not Play
Sept 17	UTEP								Did Not Play
Sept 24	at LSU								Did Not Play
Sept 30	at UNLV								Did Not Play
Oct 8	WYO								Did Not Play
Oct 15	at NMSU								Did Not Play
Oct 22	FS								
Nov 5	at USU								
Nov 12	at AFA								
Nov 18	SDSU								
Nov 25	at CSU								
<b>TOTAL</b>		<b>0</b>	<b>0.0-0</b>	<b>0.0-0</b>	<b>0</b>	<b>0-0</b>	<b>0</b>	<b>0-0</b>	<b>0</b>

**DB - #16 Benji Johnson**

**2022**

Date	Opponent	TKL	TFL-Yds	Sack-Yds	FF	FR-Yds	PBU	INT-yds	TD
Sept 3	MAINE								Did Not Play
Sept 9	BSU								Did Not Play
Sept 17	UTEP	1	0.0-0	0.0-0	0	0-0	0	0-0	0
Sept 24	at LSU	4	0.0-0	0.0-0	0	0-0	0	0-0	0
Sept 30	at UNLV	0	0.0-0	0.0-0	0	0-0	0	0-0	0
Oct 8	WYO	0	0.0-0	0.0-0	0	0-0	0	0-0	0
Oct 15	at NMSU	2	0.0-0	0.0-0	0	0-0	0	0-0	0
Oct 22	FS								
Nov 5	at USU								
Nov 12	at AFA								
Nov 18	SDSU								
Nov 25	at CSU								
<b>TOTAL</b>		<b>7</b>	<b>0.0-0</b>	<b>0.0-0</b>	<b>0</b>	<b>0-0</b>	<b>0</b>	<b>0-0</b>	<b>0</b>

**DB - #17 Josh Williamson**

**2022**

Date	Opponent	TKL	TFL-Yds	Sack-Yds	FF	FR-Yds	PBU	INT-yds	TD
Sept 3	MAINE								Did Not Play
Sept 9	BSU								Did Not Play
Sept 17	UTEP								Did Not Play
Sept 24	at LSU								

**DB - #24 A.J. Haulcy**

2022									
Date	Opponent	TKL	TFL-Yds	Sack-Yds	FF	FR-Yds	PBU	INT-yds	TD
Sept 3	MAINE	4	0.0-0	0.0-0	0	0-0	0	0-0	0
Sept 9	BSU	0	0.0-0	0.0-0	0	0-0	0	0-0	0
Sept 17	UTEP	2	0.0-0	0.0-0	1	0-0	0	1-0	0
Sept 24	at LSU	10	0.0-0	0.0-0	0	0-0	0	0-0	0
Sept 30	at UNLV	9	0.0-0	0.0-0	0	0-0	0	0-0	0
Oct 8	WYO	7	1.0-5	0.0-0	1	0-0	2	0-0	0
Oct 15	at NMSU	5	1.0-2	0.0-0	0	0-0	1	0-0	0
Oct 22	FS								
Nov 5	at USU								
Nov 12	at AFA								
Nov 18	SDSU								
Nov 25	at CSU								
<b>TOTAL</b>		<b>37</b>	<b>2.0-7</b>	<b>0.0-0</b>	<b>2</b>	<b>0-0</b>	<b>3</b>	<b>1-0</b>	<b>0</b>

**LB - #18 Alec Moreno**

2021									
Date	Opponent	TKL	TFL-Yds	Sack-Yds	FF	FR-Yds	PBU	INT-yds	TD
Sept 2	HBU							Did Not Play	
Sept 11	NMSU							Did Not Play	
Sept 18	at TAMU	1	0.0-0	0.0-0	0	0-0	0	0-0	0
Sept 25	at UTEP	0	0.0-0	0.0-0	0	0-0	0	0-0	0
Oct 2	AFA	1	0.0-0	0.0-0	0	0-0	0	0-0	0
Oct 9	at SDSU	1	0.0-0	0.0-0	0	0-0	0	0-0	0
Oct 16	CSU	0	0.0-0	0.0-0	0	0-0	0	0-0	0
Oct 23	at WYO	0	0.0-0	0.0-0	0	0-0	0	0-0	0
Nov 6	UNLV	1	0.0-0	0.0-0	0	0-0	0	0-0	0
Nov 13	at FS	0	0.0-0	0.0-0	0	0-0	0	0-0	0
Nov 20	at BSU	0	0.0-0	0.0-0	0	0-0	0	0-0	0
Nov 26	USU	0	0.0-0	0.0-0	0	0-0	0	0-0	0
<b>TOTAL</b>		<b>4</b>	<b>0.0-0</b>	<b>0.0-0</b>	<b>0</b>	<b>0-0</b>	<b>0</b>	<b>0-0</b>	<b>0</b>

2022									
Date	Opponent	TKL	TFL-Yds	Sack-Yds	FF	FR-Yds	PBU	INT-yds	TD
Sept 3	MAINE	3	0.0-0	0.0-0	0	0-0	0	0-0	0
Sept 9	BSU	4	0.0-0	0.0-0	0	0-0	0	0-0	0
Sept 17	UTEP	3	0.0-0	0.0-0	0	0-0	0	0-0	0
Sept 24	at LSU	8	0.0-0	0.0-0	0	0-0	0	0-0	0
Sept 30	at UNLV	6	0.0-0	0.0-0	0	0-0	0	0-0	0
Oct 8	WYO							Did Not Play	
Oct 15	at NMSU							Did Not Play	
Oct 22	FS								
Nov 5	at USU								
Nov 12	at AFA								
Nov 18	SDSU								
Nov 25	at CSU								
<b>TOTAL</b>		<b>24</b>	<b>0.0-0</b>	<b>0.0-0</b>	<b>0</b>	<b>0-0</b>	<b>0</b>	<b>0-0</b>	<b>0</b>
<b>CAREER</b>		<b>28</b>	<b>0.0-0</b>	<b>0.0-0</b>	<b>0</b>	<b>0-0</b>	<b>0</b>	<b>0-0</b>	<b>0</b>

**LB - #19 Bear Milacek**

2022									
Date	Opponent	TKL	TFL-Yds	Sack-Yds	FF	FR-Yds	PBU	INT-yds	TD
Sept 3	MAINE							Did Not Play	
Sept 9	BSU							Did Not Play	
Sept 17	UTEP							Did Not Play	
Sept 24	at LSU							Did Not Play	
Sept 30	at UNLV							Did Not Play	
Oct 8	WYO							Did Not Play	
Oct 15	at NMSU							Did Not Play	
Oct 22	FS								
Nov 5	at USU								
Nov 12	at AFA								
Nov 18	SDSU								
Nov 25	at CSU								
<b>TOTAL</b>		<b>0</b>	<b>0.0-0</b>	<b>0.0-0</b>	<b>0</b>	<b>0-0</b>	<b>0</b>	<b>0-0</b>	<b>0</b>

**LB - #26 Tate Zimmerman**

2022									
Date	Opponent	TKL	TFL-Yds	Sack-Yds	FF	FR-Yds	PBU	INT-yds	TD
Sept 3	MAINE	0	0.0-0	0.0-0	0	0-0	0	0-0	0
Sept 9	BSU	0	0.0-0	0.0-0	0	0-0	0	0-0	0
Sept 17	UTEP	0	0.0-0	0.0-0	0	0-0	0	0-0	0
Sept 24	at LSU	0	0.0-0	0.0-0	0	0-0	0	0-0	0
Sept 30	at UNLV	0	0.0-0	0.0-0	0	0-0	0	0-0	0
Oct 8	WYO	1	0.0-0	0.0-0	0	0-0	0	0-0	0
Oct 15	at NMSU	0	0.0-0	0.0-0	0	0-0	0	0-0	0
Oct 22	FS								
Nov 5	at USU								
Nov 12	at AFA								
Nov 18	SDSU								
Nov 25	at CSU								
<b>TOTAL</b>		<b>1</b>	<b>0.0-0</b>	<b>0.0-0</b>	<b>0</b>	<b>0-0</b>	<b>0</b>	<b>0-0</b>	<b>0</b>

**LB - #30 Ray Leutele**

2020									
Date	Opponent	TKL	TFL-Yds	Sack-Yds	FF	FR-Yds	PBU	INT-yds	TD
Oct 24	at CSU							No Contest	
Oct 31	SJSU	0	0.0-0	0.0-0	0	0-0	0	0-0	0
Nov 7	at HAW	2	0.0-0	0.0-0	0	0-0	0	0-0	0
Nov 14	NEV	2	1.0-2	0.0-0	0	0-0	0	0-0	0
Nov 20	at AFA	0	0.0-0	0.0-0	0	0-0	0	0-0	0
Nov 26	at USU	1	0.0-0	0.0-0	0	0-0	0	0-0	0
Dec 5	WYO	1	0.0-0	0.0-0	0	0-0	0	0-0	0
Dec 12	FS	5	1.5-2	0.0-0	0	0-0	0	0-0	0
<b>TOTAL</b>		<b>11</b>	<b>2.5-4</b>	<b>0.0-0</b>	<b>0</b>	<b>0-0</b>	<b>0</b>	<b>0-0</b>	<b>0</b>

2021									
Date	Opponent	TKL	TFL-Yds	Sack-Yds	FF	FR-Yds	PBU	INT-yds	TD
Sept 2	HBU	3	0.5-1	0.0-0	0	0-0	2	1-3	0
Sept 11	NMSU	2	0.0-0	0.0-0	0	0-0	0	0-0	0
Sept 18	at TAMU	3	1.0-3	1.0-3	0	0-0	0	0-0	0
Sept 25	at UTEP	1	1.0-11	1.0-11	0	0-0	0	0-0	0
Oct 2	AFA	5	0.0-0	0.0-0	0	0-0	0	0-0	0
Oct 9	at SDSU	5	1.0-2	0.0-0	1	1-15	0	0-0	1
Oct 16	CSU	4	2.0-12	1.0-10	0	0-0	0	0-0	0
Oct 23	at WYO	2	0.0-0	0.0-0	0	0-0	0	0-0	0
Nov 6	UNLV	1	0.0-0	0.0-0	0	0-0	0	0-0	0
Nov 13	at FS	4	1.5-13	1.0-11	0	0-0	0	0-0	0
Nov 20	at BSU	2	0.5-1	0.0-0	0	0-0	0	0-0	0
Nov 26	USU	4	0.0-0	0.0-0	0	0-0	0	0-0	0
<b>TOTAL</b>		<b>36</b>	<b>7.5-42</b>	<b>4.0-35</b>	<b>1</b>	<b>1-15</b>	<b>2</b>	<b>1-3</b>	<b>1</b>

2022									
Date	Opponent	TKL	TFL-Yds	Sack-Yds	FF	FR-Yds	PBU	INT-yds	TD
Sept 3	MAINE	1	0.0-0	0.0-0	0	0-0	0	0-0	0
Sept 9	BSU	4	0.0-0	0.0-0	0	0-0	0	0-0	0
Sept 17	UTEP	1	1.0-7	1.0-7	0	0-0	0	0-0	0
Sept 24	at LSU							Did Not Play	
Sept 30	at UNLV							Did Not Play	
Oct 8	WYO							Did Not Play	
Oct 15	at NMSU							Did Not Play	
Oct 22	FS								
Nov 5	at USU								
Nov 12	at AFA								
Nov 18	SDSU								
Nov 25	at CSU								
<b>TOTAL</b>		<b>6</b>	<b>1.0-7</b>	<b>1.0-7</b>	<b>0</b>	<b>0-0</b>	<b>0</b>	<b>0-0</b>	<b>0</b>
<b>CAREER</b>		<b>53</b>	<b>11.0-44</b>	<b>5.0-42</b>	<b>1</b>	<b>1-15</b>	<b>2</b>	<b>1-3</b>	<b>1</b>

**LB - #31 Jalen Washington**

2022									
Date	Opponent	TKL	TFL-Yds	Sack-Yds	FF	FR-Yds	PBU	INT-yds	TD
Sept 3	MAINE							Did Not Play	
Sept 9	BSU							Did Not Play	
Sept 17	UTEP							Did Not Play	
Sept 24	at LSU							Did Not Play	
Sept 30	at UNLV							Did Not Play	
Oct 8	WYO							Did Not Play	
Oct 15	at NMSU							Did Not Play	
Oct 22	FS								
Nov 5	at USU								
Nov 12	at AFA								
Nov 18	SDSU								
Nov 25	at CSU								
<b>TOTAL</b>		<b>0</b>	<b>0.0-0</b>	<b>0.0-0</b>	<b>0</b>	<b>0-0</b>	<b>0</b>	<b>0-0</b>	<b>0</b>

**LB - #35 Semaj Sims**

2021									
Date	Opponent	TKL	TFL-Yds	Sack-Yds	FF	FR-Yds	PBU	INT-yds	TD
Sept 2	HBU							Did Not Play	
Sept 11	NMSU							Did Not Play	
Sept 18	at TAMU							Did Not Play	
Sept 25	at UTEP							Did Not Play	
Oct 2	AFA							Did Not Play	
Oct 9	at SDSU							Did Not Play	
Oct 16	CSU							Did Not Play	
Oct 23	at WYO							Did Not Play	
Nov 6	UNLV							Did Not Play	
Nov 13	at FS							Did Not Play	
Nov 20	at BSU							Did Not Play	
Nov 26	USU							Did Not Play	
<b>TOTAL</b>		<b>0</b>	<b>0.0-0</b>	<b>0.0-0</b>	<b>0</b>	<b>0-0</b>	<b>0</b>	<b>0-0</b>	<b>0</b>

**2022**

Date	Opponent	TKL	TFL-Yds	Sack-Yds	FF	FR-Yds	PBU	INT-yds	TD
Sept 3	MAINE							Did Not Play	
Sept 9	BSU							Did Not Play	
Sept 17	UTEP	0	0.0-0	0.0-0	0	0-0	0	0-0	0
Sept 24	at LSU							Did Not Play	
Sept 30	at UNLV							Did Not Play	
Oct 8	WYO							Did Not Play	
Oct 15	at NMSU							Did Not Play	
Oct 22	FS								
Nov 5	at USU								
Nov 12	at AFA								
Nov 18	SDSU								
Nov 25	at CSU								
<b>TOTAL</b>		<b>0</b>	<b>0.0-0</b>	<b>0.0-0</b>	<b>0</b>	<b>0-0</b>	<b>0</b>	<b>0-0</b>	<b>0</b>
<b>CAREER</b>		<b>0</b>	<b>0.0-0</b>	<b>0.0-0</b>	<b>0</b>	<b>0-0</b>	<b>0</b>	<b>0-0</b>	<b>0</b>

**LB - #36 Syaire Riley**

2020									
Date	Opponent	TKL	TFL-Yds						

**LB - #42 Dion Hunter**

Date	Opponent	TKL	TFL-Yds	Sack-Yds	FF	FR-Yds	PBU	INT-yds	TD
Oct 24	at CSU								
									No Contest
Oct 31	SJSU								Did Not Play
Nov 7	at HAW	5	0.0-0	0.0-0	0	0-0	0	0-0	0
Nov 14	NEV	2	0.5-0	0.0-0	0	0-0	0	0-0	0
Nov 20	at AFA								Did Not Play
Nov 26	at USU								Did Not Play
Dec 5	WYO								Did Not Play
Dec 12	FS	0	0.0-0	0.0-0	0	0-0	0	0-0	0
<b>TOTAL</b>		<b>7</b>	<b>0.5-0</b>	<b>0.0-0</b>	<b>0</b>	<b>0-0</b>	<b>0</b>	<b>0-0</b>	<b>0</b>

**2021**

Date	Opponent	TKL	TFL-Yds	Sack-Yds	FF	FR-Yds	PBU	INT-yds	TD
Sept 2	HBU	5	1.0-9	1.0-9	0	0-0	0	0-0	0
Sept. 11	NMSU	3	0.0-0	0.0-0	0	0-0	0	0-0	0
Sept. 18	at TAMU	0	0.0-0	0.0-0	0	0-0	0	0-0	0
Sept. 25	at UTEP	1	0.0-0	0.0-0	0	0-0	0	0-0	0
Oct. 2	AFA	0	0.0-0	0.0-0	0	0-0	0	0-0	0
Oct. 9	at SDSU	4	0.0-0	0.0-0	0	0-0	0	0-0	0
Oct. 16	CSU	5	0.0-0	0.0-0	0	0-0	0	0-0	0
Oct. 23	at WYO	3	0.0-0	0.0-0	0	0-0	0	0-0	0
Nov. 6	UNLV	4	1.0-3	0.0-0	0	0-0	0	0-0	0
Nov. 13	at FS	2	0.0-0	0.0-0	0	0-0	0	0-0	0
Nov. 20	at BSU	4	0.0-0	0.0-0	0	0-0	0	0-0	0
Nov. 26	USU	7	0.0-0	0.0-0	0	0-0	0	0-0	0
<b>TOTAL</b>		<b>35</b>	<b>2.0-12</b>	<b>1.0-9</b>	<b>0</b>	<b>0-0</b>	<b>0</b>	<b>0-0</b>	<b>0</b>

**2022**

Date	Opponent	TKL	TFL-Yds	Sack-Yds	FF	FR-Yds	PBU	INT-yds	TD
Sept 3	MAINE								Did Not Play
Sept 9	BSU								Did Not Play
Sept 17	UTEP								Did Not Play
Sept 24	at LSU	5	1.0-2	1.0-2	0	0-0	0	0-0	0
Sept 30	at UNLV	8	1.5-2	1.0-1	0	0-0	0	0-0	0
Oct 8	WYO	5	0.0-0	0.0-0	0	0-0	0	0-0	0
Oct 15	at NMSU	4	0.0-0	0.0-0	0	0-0	0	0-0	0
Oct 22	FS								
Nov 5	at USU								
Nov 12	at AFA								
Nov 18	SDSU								
Nov 25	at CSU								
<b>TOTAL</b>		<b>22</b>	<b>2.5-4</b>	<b>2.0-3</b>	<b>0</b>	<b>0-0</b>	<b>0</b>	<b>0-0</b>	<b>0</b>
<b>CAREER</b>		<b>64</b>	<b>5.0-16</b>	<b>3.0-12</b>	<b>0</b>	<b>0-0</b>	<b>0</b>	<b>0-0</b>	<b>0</b>

**LB - #44 Reco Hannah**

Date	Opponent	TKL	TFL-Yds	Sack-Yds	FF	FR-Yds	PBU	INT-yds	TD
Aug 31	SHSU	0	0.0-0	0.0-0	0	0-0	0	0-0	0
Sept 14	at ND	0	0.0-0	0.0-0	0	0-0	0	0-0	0
Sept 21	NMSU	0	0.0-0	0.0-0	0	0-0	0	0-0	0
Sept 28	at LIBERTY	4	0.5-1	0.0-0	0	0-0	0	0-0	0
Oct 4	at SJSU	2	0.0-0	0.0-0	0	0-0	0	0-0	0
Oct 11	CSU	0	0.0-0	0.0-0	0	0-0	0	0-0	0
Oct 19	at WYO	0	0.0-0	0.0-0	0	0-0	0	0-0	0
Oct 26	HAW	1	0.0-0	0.0-0	0	0-0	0	0-0	0
Nov 2	at NEV	2	0.0-0	0.0-0	0	0-0	0	0-0	0
Nov 16	at BSU	1	0.0-0	0.0-0	0	0-0	0	0-0	0
Nov 23	AFA	0	0.0-0	0.0-0	0	0-0	0	0-0	0
Nov 30	USU	2	0.0-0	0.0-0	0	0-0	0	0-0	0
<b>TOTAL</b>		<b>12</b>	<b>0.5-1</b>	<b>0.0-0</b>	<b>0</b>	<b>0-0</b>	<b>0</b>	<b>0-0</b>	<b>0</b>

**2020**

Date	Opponent	TKL	TFL-Yds	Sack-Yds	FF	FR-Yds	PBU	INT-yds	TD
Oct 24	at CSU								No Contest
Oct 31	SJSU								Did Not Play
Nov 7	at HAW	3	0.0-0	0.0-0	0	0-0	0	0-0	0
Nov 14	NEV								Did Not Play
Nov 20	at AFA								Did Not Play
Nov 26	at USU								Did Not Play
Dec 5	WYO	7	0.5-0	0.0-0	0	0-0	0	0-0	0
Dec 12	FS	1	0.0-0	0.0-0	0	0-0	0	0-0	0
<b>TOTAL</b>		<b>11</b>	<b>0.5-0</b>	<b>0.0-0</b>	<b>0</b>	<b>0-0</b>	<b>0</b>	<b>0-0</b>	<b>0</b>

**2021**

Date	Opponent	TKL	TFL-Yds	Sack-Yds	FF	FR-Yds	PBU	INT-yds	TD
Sept 2	HBU	6	1.0-9	1.0-9	0	0-0	0	0-0	0
Sept. 11	NMSU								Did Not Play
Sept. 18	at TAMU								Did Not Play
Sept. 25	at UTEP								Did Not Play
Oct. 2	AFA								Did Not Play
Oct. 9	at SDSU								Did Not Play
Oct. 16	CSU	3	1.0-7	1.0-7	0	0-0	0	0-0	0
Oct. 23	at WYO	6	0.0-0	0.0-0	0	0-0	0	0-0	0
Nov. 6	UNLV	3	1.0-7	0.0-0	0	0-0	0	0-0	0
Nov. 13	at FS								Did Not Play
Nov. 20	at BSU								Did Not Play
Nov. 26	USU								Did Not Play
<b>TOTAL</b>		<b>18</b>	<b>4.0-23</b>	<b>2.0-16</b>	<b>0</b>	<b>0-0</b>	<b>0</b>	<b>0-0</b>	<b>0</b>

**2022**

Date	Opponent	TKL	TFL-Yds	Sack-Yds	FF	FR-Yds	PBU	INT-yds	TD
Sept 3	MAINE	2	1.0-8	1.0-8	0	1-7	0	0-0	0
Sept 9	BSU	4	0.0-0	0.0-0	0	0-0	0	0-0	0
Sept 17	UTEP	3	0.0-0	0.0-0	1	0-0	0	1-22	1
Sept 24	at LSU	11	0.0-0	0.0-0	0	0-0	0	0-0	0
Sept 30	at UNLV	7	1.0-13	1.0-13	0	0-0	0	0-0	0
Oct 8	WYO	3	0.0-0	0.0-0	0	0-0	0	0-0	0
Oct 15	at NMSU	5	1.0-3	0.0-0	0	0-0	1	0-0	0
Oct 22	FS								
Nov 5	at USU								
Nov 12	at AFA								
Nov 18	SDSU								
Nov 25	at CSU								
<b>TOTAL</b>		<b>35</b>	<b>3.0-24</b>	<b>2.0-21</b>	<b>1</b>	<b>1-7</b>	<b>1</b>	<b>1-22</b>	<b>1</b>
<b>CAREER</b>		<b>76</b>	<b>7.0-48</b>	<b>4.0-37</b>	<b>1</b>	<b>1-7</b>	<b>1</b>	<b>1-22</b>	<b>1</b>

**LB - #49 Marquis Jones**

Date	Opponent	TKL	TFL-Yds	Sack-Yds	FF	FR-Yds	PBU	INT-yds	TD
Sept 3	MAINE	0	0.0-0	0.0-0	0	0-0	0	0-0	0
Sept 9	BSU	0	0.0-0	0.0-0	0	0-0	0	0-0	0
Sept 17	UTEP	0	0.0-0	0.0-0	0	0-0	0	0-0	0
Sept 24	at LSU	0	0.0-0	0.0-0	0	0-0	0	0-0	0
Sept 30	at UNLV	0	0.0-0	0.0-0	0	0-0	0	0-0	0
Oct 8	WYO	0	0.0-0	0.0-0	0	0-0	0	0-0	0
Oct 15	at NMSU								Did Not Play
Oct 22	FS								
Nov 5	at USU								
Nov 12	at AFA								
Nov 18	SDSU								
Nov 25	at CSU								
<b>TOTAL</b>		<b>0</b>	<b>0.0-0</b>	<b>0.0-0</b>	<b>0</b>	<b>0-0</b>	<b>0</b>	<b>0-0</b>	<b>0</b>

**LB - #50 Ja'Shon Lowery**

Date	Opponent	TKL	TFL-Yds	Sack-Yds	FF	FR-Yds	PBU	INT-yds	TD
Sept 3	MAINE	0	0.0-0	0.0-0	0	0-0	0	0-0	0
Sept 9	BSU								Did Not Play
Sept 17	UTEP								Did Not Play
Sept 24	at LSU								Did Not Play
Sept 30	at UNLV								Did Not Play
Oct 8	WYO								Did Not Play
Oct 15	at NMSU								Did Not Play
Oct 22	FS								
Nov 5	at USU								
Nov 12	at AFA								
Nov 18	SDSU								
Nov 25	at CSU								
<b>TOTAL</b>		<b>0</b>	<b>0.0-0</b>	<b>0.0-0</b>	<b>0</b>	<b>0-0</b>	<b>0</b>	<b>0-0</b>	<b>0</b>

**LB - #55 JD Roberts**

Date	Opponent	TKL	TFL-Yds	Sack-Yds	FF	FR-Yds	PBU	INT-yds	TD
Sept 3	MAINE	0	0.0-0	0.0-0	0	0-0	0	0-0	0
Sept 9	BSU								Did Not Play
Sept 17	UTEP								Did Not Play
Sept 24	at LSU	0	0.0-0	0.0-0	0	0-0	0	0-0	0
Sept 30	at UNLV	0	0.0-0	0.0-0	0	0-0	0	0-0	0
Oct 8	WYO								Did Not Play
Oct 15	at NMSU	1	0.0-0	0.0-0	0	0-0	0	0-0	0
Oct 22	FS								
Nov 5	at USU								
Nov 12	at AFA								
Nov 18	SDSU								
Nov 25	at CSU								

**DL - #51 Bryce Santana**

2020									
Date	Opponent	TKL	TFL-Yds	Sack-Yds	FF	FR-Yds	PBU	INT-yds	TD
Oct 24	at CSU								No Contest
Oct 31	SJSU								Did Not Play
Nov 7	at HAW								Did Not Play
Nov 14	NEV								Did Not Play
Nov 20	at AFA								Did Not Play
Nov 26	at USU	2	0.0-0	0.0-0	0	0-0	0	0-0	0
Dec 5	WYO	0	0.0-0	0.0-0	0	0-0	0	0-0	0
Dec 12	FS	0	0.0-0	0.0-0	0	0-0	0	0-0	0
<b>TOTAL</b>		<b>2</b>	<b>0.0-0</b>	<b>0.0-0</b>	<b>0</b>	<b>0-0</b>	<b>0</b>	<b>0-0</b>	<b>0</b>

2021									
Date	Opponent	TKL	TFL-Yds	Sack-Yds	FF	FR-Yds	PBU	INT-yds	TD
Sept 2	HBU	0	0.0-0	0.0-0	0	0-0	0	0-0	0
Sept. 11	NMSU								Did Not Play
Sept. 18	at TAMU								Did Not Play
Sept. 25	at UTEP	2	0.0-0	0.0-0	0	0-0	0	0-0	0
Oct. 2	AFA	2	0.0-0	0.0-0	0	0-0	0	0-0	0
Oct. 9	at SDSU								Did Not Play
Oct. 16	CSU								Did Not Play
Oct. 23	at WYO								Did Not Play
Nov. 6	UNLV								Did Not Play
Nov. 13	at FS	0	0.0-0	0.0-0	0	0-0	0	0-0	0
Nov. 20	at BSU	0	0.0-0	0.0-0	0	0-0	0	0-0	0
Nov. 26	USU	2	0.0-0	0.0-0	0	0-0	0	0-0	0
<b>TOTAL</b>		<b>4</b>	<b>0.0-0</b>	<b>0.0-0</b>	<b>0</b>	<b>0-0</b>	<b>0</b>	<b>0-0</b>	<b>0</b>

2022									
Date	Opponent	TKL	TFL-Yds	Sack-Yds	FF	FR-Yds	PBU	INT-yds	TD
Sept 3	MAINE	1	0.5-3	0.5-3	0	0-0	0	0-0	0
Sept 9	BSU	0	0.0-0	0.0-0	0	0-0	0	0-0	0
Sept 17	UTEP	0	0.0-0	0.0-0	0	0-0	0	0-0	0
Sept 24	at LSU	4	1.0-1	1.0-1	1	1-0	1	1-0	0
Sept 30	at UNLV	1	0.0-0	0.0-0	0	0-0	0	0-0	0
Oct 8	WYO	1	0.0-0	0.0-0	0	0-0	0	0-0	0
Oct 15	at NMSU	1	0.0-0	0.0-0	0	0-0	0	0-0	0
Oct 22	FS								Did Not Play
Nov 5	at USU								Did Not Play
Nov 12	at AFA								Did Not Play
Nov 18	SDSU								Did Not Play
Nov 25	at CSU								Did Not Play
<b>TOTAL</b>		<b>8</b>	<b>1.5-4</b>	<b>1.5-4</b>	<b>1</b>	<b>1-0</b>	<b>1</b>	<b>0-0</b>	<b>0</b>
<b>CAREER</b>		<b>14</b>	<b>1.5-4</b>	<b>1.5-4</b>	<b>1</b>	<b>1-0</b>	<b>1</b>	<b>0-0</b>	<b>0</b>

**DL - #52 Ian Shewell**

2020									
Date	Opponent	TKL	TFL-Yds	Sack-Yds	FF	FR-Yds	PBU	INT-yds	TD
Oct 24	at CSU								No Contest
Oct 31	SJSU	1	0.0-0	0.0-0	0	0-0	0	0-0	0
Nov 7	at HAW	2	0.0-0	0.0-0	0	1-0	0	0-0	0
Nov 14	NEV	0	0.0-0	0.0-0	0	0-0	0	0-0	0
Nov 20	at AFA	0	0.0-0	0.0-0	0	0-0	0	0-0	0
Nov 26	at USU								Did Not Play
Dec 5	WYO	0	0.0-0	0.0-0	0	0-0	0	0-0	0
Dec 12	FS	0	0.0-0	0.0-0	0	0-0	0	0-0	0
<b>TOTAL</b>		<b>3</b>	<b>0.0-0</b>	<b>0.0-0</b>	<b>0</b>	<b>1-0</b>	<b>0</b>	<b>0-0</b>	<b>0</b>

2021									
Date	Opponent	TKL	TFL-Yds	Sack-Yds	FF	FR-Yds	PBU	INT-yds	TD
Sept 2	HBU								Did Not Play
Sept. 11	NMSU								Did Not Play
Sept. 18	at TAMU								Did Not Play
Sept. 25	at UTEP								Did Not Play
Oct. 2	AFA								Did Not Play
Oct. 9	at SDSU								Did Not Play
Oct. 16	CSU								Did Not Play
Oct. 23	at WYO								Did Not Play
Nov. 6	UNLV								Did Not Play
Nov. 13	at FS								Did Not Play
Nov. 20	at BSU								Did Not Play
Nov. 26	USU								Did Not Play
<b>TOTAL</b>		<b>0</b>	<b>0.0-0</b>	<b>0.0-0</b>	<b>0</b>	<b>0-0</b>	<b>0</b>	<b>0-0</b>	<b>0</b>

**2022**

Date	Opponent	TKL	TFL-Yds	Sack-Yds	FF	FR-Yds	PBU	INT-yds	TD
Sept 3	MAINE	1	0.5-2	0.5-2	0	0-0	1	0-0	0
Sept 9	BSU	0	0.0-0	0.0-0	0	0-0	0	0-0	0
Sept 17	UTEP	0	0.0-0	0.0-0	0	0-0	0	1-2	0
Sept 24	at LSU	1	0.5-1	0.0-0	0	0-0	0	0-0	0
Sept 30	at UNLV	1	0.0-0	0.0-0	0	0-0	0	0-0	0
Oct 8	WYO	1	0.0-0	0.0-0	0	0-0	0	0-0	0
Oct 15	at NMSU	0	0.0-0	0.0-0	0	0-0	0	0-0	0
Oct 22	FS								Did Not Play
Nov 5	at USU								Did Not Play
Nov 12	at AFA								Did Not Play
Nov 18	SDSU								Did Not Play
Nov 25	at CSU								Did Not Play
<b>TOTAL</b>		<b>4</b>	<b>1.0-3</b>	<b>0.5-2</b>	<b>0</b>	<b>0-0</b>	<b>1</b>	<b>1-2</b>	<b>0</b>
<b>CAREER</b>		<b>7</b>	<b>1.0-3</b>	<b>0.5-2</b>	<b>0</b>	<b>1-0</b>	<b>1</b>	<b>1-2</b>	<b>0</b>

**DL - #57 Keith Alvarado**

2021									
Date	Opponent	TKL	TFL-Yds	Sack-Yds	FF	FR-Yds	PBU	INT-yds	TD
Sept 2	HBU								Did Not Play
Sept. 11	NMSU								Did Not Play
Sept. 18	at TAMU								Did Not Play
Sept. 25	at UTEP								Did Not Play
Oct. 2	AFA								Did Not Play
Oct. 9	at SDSU								Did Not Play
Oct. 16	CSU								Did Not Play
Oct. 23	at WYO								Did Not Play
Nov. 6	UNLV								Did Not Play
Nov. 13	at FS								Did Not Play
Nov. 20	at BSU								Did Not Play
Nov. 26	USU								Did Not Play
<b>TOTAL</b>		<b>0</b>	<b>0.0-0</b>	<b>0.0-0</b>	<b>0</b>	<b>0-0</b>	<b>0</b>	<b>0-0</b>	<b>0</b>

**2022**

Date	Opponent	TKL	TFL-Yds	Sack-Yds	FF	FR-Yds	PBU	INT-yds	TD
Sept 3	MAINE								Did Not Play
Sept 9	BSU								Did Not Play
Sept 17	UTEP								Did Not Play
Sept 24	at LSU								Did Not Play
Sept 30	at UNLV								Did Not Play
Oct 8	WYO	0	0.0-0	0.0-0	0	0-0	0	0-0	0
Oct 15	at NMSU								Did Not Play
Oct 22	FS								Did Not Play
Nov 5	at USU								Did Not Play
Nov 12	at AFA								Did Not Play
Nov 18	SDSU								Did Not Play
Nov 25	at CSU								Did Not Play
<b>TOTAL</b>		<b>0</b>	<b>0.0-0</b>	<b>0.0-0</b>	<b>0</b>	<b>0-0</b>	<b>0</b>	<b>0-0</b>	<b>0</b>
<b>CAREER</b>		<b>0</b>	<b>0.0-0</b>	<b>0.0-0</b>	<b>0</b>	<b>0-0</b>	<b>0</b>	<b>0-0</b>	<b>0</b>

**DL - #89 David Rowaiye**

2022									
Date	Opponent	TKL	TFL-Yds	Sack-Yds	FF	FR-Yds	PBU	INT-yds	TD
Sept 3	MAINE								Did Not Play
Sept 9	BSU								Did Not Play
Sept 17	UTEP								Did Not Play
Sept 24	at LSU								Did Not Play
Sept 30	at UNLV								Did Not Play
Oct 8	WYO								Did Not Play
Oct 15	at NMSU								Did Not Play
Oct 22	FS								Did Not Play
Nov 5	at USU								Did Not Play
Nov 12	at AFA								Did Not Play
Nov 18	SDSU								Did Not Play
Nov 25	at CSU								Did Not Play
<b>TOTAL</b>		<b>0</b>	<b>0.0-0</b>	<b>0.0-0</b>	<b>0</b>	<b>0-0</b>	<b>0</b>	<b>0-0</b>	<b>0</b>

**DL - #90 Tyler Kiehne**

2022									
Date	Opponent	TKL	TFL-Yds	Sack-Yds	FF	FR-Yds	PBU	INT-yds	TD
Sept 3	MAINE								Did Not Play
Sept 9	BSU	0	0.0-0	0.0-0	0	0-0	0	0-0	0
Sept 17	UTEP	0	0.0-0	0.0-0	0	0-0	0	0-0	0
Sept 24	at LSU								Did Not Play
Sept 30	at UNLV	0	0.0-0	0.0-0	0	0-0	0	0-0	0
Oct 8	WYO								Did Not Play
Oct 15	at NMSU								Did Not Play
Oct 22	FS								Did Not Play
Nov 5	at USU								Did Not Play
Nov 12	at AFA								Did Not Play
Nov 18	SDSU								Did Not Play
Nov 25	at CSU								Did Not Play
<b>TOTAL</b>		<b>0</b>	<b>0.0-0</b>	<b>0.0-0</b>	<b>0</b>	<b>0-0</b>	<b>0</b>	<b>0-0</b>	<b>0</b>

**DL - #91 OJ Bartley**

2020									
Date	Opponent	TKL	TFL-Yds	Sack-Yds	FF	FR-Yds	PBU	INT-yds	TD
Oct									



**2021**

Date	Opponent	TKL	TFL-Yds	Sack-Yds	FF	FR-Yds	PBU	INT-yds	TD
Sept 2	HBU	1	0.0-0	0.0-0	0	0-0	0	0-0	0
Sept. 11	NMSU			Did Not Play					
Sept. 18	at TAMU	1	0.0-0	0.0-0	0	0-0	0	0-0	0
Sept. 25	at UTEP			Did Not Play					
Oct. 2	AFA	0	0.0-0	0.0-0	0	0-0	0	0-0	0
Oct. 9	at SDSU	0	0.0-0	0.0-0	0	0-0	0	0-0	0
Oct. 16	CSU			Did Not Play					
Oct. 23	at WYO			Did Not Play					
Nov. 6	UNLV			Did Not Play					
Nov. 13	at FS	1	0.0-0	0.0-0	0	0-0	0	0-0	0
Nov. 20	at BSU			Did Not Play					
Nov. 26	USU			Did Not Play					
<b>TOTAL</b>		<b>3</b>	<b>0.0-0</b>	<b>0.0-0</b>	<b>0</b>	<b>0-0</b>	<b>0</b>	<b>0-0</b>	<b>0</b>

**2022**

Date	Opponent	TKL	TFL-Yds	Sack-Yds	FF	FR-Yds	PBU	INT-yds	TD
Sept 3	MAINE	1	1.0-16	1.0-16	1	0-0	0	0-0	0
Sept 9	BSU	2	0.0-0	0.0-0	0	0-0	0	0-0	0
Sept 17	UTEP	3	1.0-6	0.0-0	1	0-0	0	0-0	0
Sept 24	at LSU	4	0.0-0	0.0-0	0	0-0	0	0-0	0
Sept 30	at UNLV	2	0.5-2	0.0-0	0	0-0	0	0-0	0
Oct 8	WYO	2	0.0-0	0.0-0	0	0-0	0	0-0	0
Oct 15	at NMSU	2	1.0-1	0.0-0	0	0-0	0	0-0	0
Oct 22	FS								
Nov 5	at USU								
Nov 12	at AFA								
Nov 18	SDSU								
Nov 25	at CSU								
<b>TOTAL</b>		<b>16</b>	<b>2.5-25</b>	<b>1.0-16</b>	<b>2</b>	<b>0-0</b>	<b>0</b>	<b>0-0</b>	<b>0</b>
<b>CAREER</b>		<b>22</b>	<b>4.5-26</b>	<b>1.0-16</b>	<b>2</b>	<b>0-0</b>	<b>0</b>	<b>0-0</b>	<b>0</b>

**DL - #93 Destin Gainer**

**2022**

Date	Opponent	TKL	TFL-Yds	Sack-Yds	FF	FR-Yds	PBU	INT-yds	TD
Sept 3	MAINE	0	0.0-0	0.0-0	0	0-0	0	0-0	0
Sept 9	BSU			Did Not Play					
Sept 17	UTEP	1	0.0-0	0.0-0	0	0-0	0	0-0	0
Sept 24	at LSU	0	0.0-0	0.0-0	0	0-0	0	0-0	0
Sept 30	at UNLV			Did Not Play					
Oct 8	WYO			Did Not Play					
Oct 15	at NMSU			Did Not Play					
Oct 22	FS								
Nov 5	at USU								
Nov 12	at AFA								
Nov 18	SDSU								
Nov 25	at CSU								
<b>TOTAL</b>		<b>0</b>	<b>0.0-0</b>	<b>0.0-0</b>	<b>0</b>	<b>0-0</b>	<b>0</b>	<b>0-0</b>	<b>0</b>

**DL - #94 Landon Williams**

**2022**

Date	Opponent	TKL	TFL-Yds	Sack-Yds	FF	FR-Yds	PBU	INT-yds	TD
Sept 3	MAINE			Did Not Play					
Sept 9	BSU			Did Not Play					
Sept 17	UTEP			Did Not Play					
Sept 24	at LSU			Did Not Play					
Sept 30	at UNLV			Did Not Play					
Oct 8	WYO			Did Not Play					
Oct 15	at NMSU			Did Not Play					
Oct 22	FS								
Nov 5	at USU								
Nov 12	at AFA								
Nov 18	SDSU								
Nov 25	at CSU								
<b>TOTAL</b>		<b>0</b>	<b>0.0-0</b>	<b>0.0-0</b>	<b>0</b>	<b>0-0</b>	<b>0</b>	<b>0-0</b>	<b>0</b>

**DL - #95 Jake Saltonstall**

**2020**

Date	Opponent	TKL	TFL-Yds	Sack-Yds	FF	FR-Yds	PBU	INT-yds	TD
Oct 24	at CSU			No Contest					
Oct 31	SJSU	1	0.0-0	0.0-0	0	0-0	0	0-0	0
Nov 7	at HAW	1	1.0-9	1.0-9	0	0-0	0	0-0	0
Nov 14	NEV	0	0.0-0	0.0-0	0	0-0	0	0-0	0
Nov 20	at AFA	3	0.0-0	0.0-0	0	0-0	1	0-0	0
Nov 26	at USU	0	0.0-0	0.0-0	0	1-0	0	0-0	0
Dec 5	WYO	5	0.0-0	0.0-0	0	1-0	0	0-0	0
Dec 12	FS	2	1.0-12	1.0-12	0	0-0	0	0-0	0
<b>TOTAL</b>		<b>12</b>	<b>2.0-21</b>	<b>2.0-21</b>	<b>0</b>	<b>2-0</b>	<b>1</b>	<b>0-0</b>	<b>0</b>

**2021**

Date	Opponent	TKL	TFL-Yds	Sack-Yds	FF	FR-Yds	PBU	INT-yds	TD
Sept 2	HBU	2	1.0-7	1.0-7	0	0-0	0	0-0	0
Sept. 11	NMSU	3	0.0-0	0.0-0	0	0-0	0	0-0	0
Sept. 18	at TAMU	3	0.0-0	0.0-0	0	0-0	0	0-0	0
Sept. 25	at UTEP	2	0.0-0	0.0-0	0	0-0	0	0-0	0
Oct. 2	AFA	6	0.5-0	0.0-0	0	0-0	0	0-0	0
Oct. 9	at SDSU	2	0.0-0	0.0-0	0	0-0	0	0-0	0
Oct. 16	CSU	5	0.0-0	0.0-0	0	0-0	0	0-0	0
Oct. 23	at WYO	1	0.0-0	0.0-0	0	0-0	0	0-0	0
Nov. 6	UNLV	5	1.0-1	0.0-0	0	0-0	0	0-0	0
Nov. 13	at FS	3	0.5-1	0.0-0	0	0-0	0	0-0	0
Nov. 20	at BSU	3	1.5-12	1.5-12	0	0-0	0	0-0	0
Nov. 26	USU	1	0.0-0	0.0-0	0	0-0	0	0-0	0
<b>TOTAL</b>		<b>35</b>	<b>4.5-21</b>	<b>2.5-19</b>	<b>0</b>	<b>0-0</b>	<b>0</b>	<b>0-0</b>	<b>0</b>

**2022**

Date	Opponent	TKL	TFL-Yds	Sack-Yds	FF	FR-Yds	PBU	INT-yds	TD
Sept 3	MAINE	0	0.0-0	0.0-0	0	0-0	0	0-0	0
Sept 9	BSU	1	0.0-0	0.0-0	0	0-0	0	0-0	0
Sept 17	UTEP	2	1.0-2	0.0-0	0	1-0	0	0-0	0
Sept 24	at LSU	5	0.0-0	0.0-0	0	0-0	0	0-0	0
Sept 30	at UNLV	1	0.0-0	0.0-0	0	0-0	0	0-0	0
Oct 8	WYO	2	0.0-0	0.0-0	0	0-0	0	0-0	0
Oct 15	at NMSU	3	0.0-0	0.0-0	0	0-0	0	0-0	0
Oct 22	FS								
Nov 5	at USU								
Nov 12	at AFA								
Nov 18	SDSU								
Nov 25	at CSU								
<b>TOTAL</b>		<b>14</b>	<b>1.0-2</b>	<b>0.0-0</b>	<b>0</b>	<b>1-0</b>	<b>0</b>	<b>0-0</b>	<b>0</b>
<b>CAREER</b>		<b>56</b>	<b>6.5-43</b>	<b>4.5-40</b>	<b>0</b>	<b>3-0</b>	<b>1</b>	<b>0-0</b>	<b>0</b>

**DL - #97 Justin Harris**

**2019**

Date	Opponent	TKL	TFL-Yds	Sack-Yds	FF	FR-Yds	PBU	INT-yds	TD
Aug 31	SHSU	0	0.0-0	0.0-0	0	0-0	0	0-0	0
Sept 14	at ND	3	1.0-1	0.0-0	0	0-0	0	0-0	0
Sept 21	NMSU			Did Not Play					
Sept 28	at LIBERTY	0	0.0-0	0.0-0	0	0-0	0	0-0	0
Oct 4	at SJSU	1	0.0-0	0.0-0	0	0-0	0	0-0	0
Oct 11	CSU	3	0.0-0	0.0-0	0	0-0	0	0-0	0
Oct 19	at WYO	0	0.0-0	0.0-0	0	0-0	0	0-0	0
Oct 26	HAW	1	0.0-0	0.0-0	0	0-0	0	0-0	0
Nov 2	at NEV			Did Not Play					
Nov 16	at BSU	0	0.0-0	0.0-0	0	0-0	0	0-0	0
Nov 23	AFA			Did Not Play					
Nov 30	USU			Did Not Play					
<b>TOTAL</b>		<b>8</b>	<b>1.0-1</b>	<b>0.0-0</b>	<b>0</b>	<b>0-0</b>	<b>0</b>	<b>0-0</b>	<b>0</b>

**2020**

Date	Opponent	TKL	TFL-Yds	Sack-Yds	FF	FR-Yds	PBU	INT-yds	TD
Oct 24	at CSU			No Contest					
Oct 31	SJSU			Did Not Play					
Nov 7	at HAW			Did Not Play					
Nov 14	NEV			Did Not Play					
Nov 20	at AFA			Did Not Play					
Nov 26	at USU			Did Not Play					
Dec 5	WYO			Did Not Play					
Dec 12	FS			Did Not Play					
<b>TOTAL</b>		<b>0</b>	<b>0.0-0</b>	<b>0.0-0</b>	<b>0</b>	<b>0-0</b>	<b>0</b>	<b>0-0</b>	<b>0</b>

**2021**

Date	Opponent	TKL	TFL-Yds	Sack-Yds	FF	FR-Yds	PBU	INT-yds	TD
Sept 2	HBU	2	1.0-6	1.0-6	0	0-0	0	0-0	0
Sept. 11	NMSU	2	0.0-0	0.0-0	0	0-0	1	0-0	0
Sept. 18	at TAMU	5	1.0-9	1.0-9	0	0-0	0	0-0	0
Sept. 25	at UTEP	3	0.0-0	0.0-0	0	0-0	0	0-0	0
Oct. 2	AFA	3	0.0-0	0.0-0	0	0-0	0	0-0	0
Oct. 9	at SDSU	2	0.0-0	0.0-0	0	0-0	1	0-0	0
Oct. 16	CSU	3	1.0-1	1.0-1	0	0-0	1	0-0	0
Oct. 23	at WYO	2	0.0-0	0.0-0	0	0-0	0	0-0	0
Nov. 6	UNLV	2	0.0-0	0.0-0	0	0-0	0	0-0	0
Nov. 13	at FS	4	1.0-2	1.0-2	0	0-0	0	0-0	0
Nov. 20	at BSU	5	1.0-1	0.0-0	0	0-0	0	0-0	0
Nov. 26	USU	0	0.0-0	0.0-0	0	0-0	0	0-0	0
<b>TOTAL</b>		<b>31</b>	<b>5.0-19</b>	<b>4.0-18</b>	<b>0</b>	<b>0-0</b>	<b>3</b>	<b>0-0</b>	<b>0</b>

**P - #10 Aaron Rodriguez**

2021												
Date	Opponent	No	Yds	Avg	Lg	Blkd	TB	FC	50+	i20		
Sept. 2	HBU	7	298	42.6	51	0	0	2	1	2		
Sept. 11	NMSU	3	121	40.3	58	0	1	0	1	1		
Sept. 18	at TAMU	11	441	40.1	49	0	0	4	0	2		
Sept. 25	at UTEP	7	370	52.6	61	0	1	0	5	1		
Oct. 2	AFA	4	168	42.0	45	0	0	3	0	1		
Oct. 9	at SDSU	9	362	40.2	50	0	0	7	1	2		
Oct. 16	CSU	9	376	41.8	54	0	1	3	2	1		
Oct. 23	at WYO	5	228	45.6	49	0	2	1	0	2		
Nov. 6	UNLV	5	228	45.6	49	0	0	1	0	0		
Nov. 13	at FS	6	247	41.2	49	0	0	4	0	1		
Nov. 20	at BSU	7	298	42.6	46	2	1	4	0	2		
Nov. 26	at USU	7	295	42.1	58	0	1	4	2	1		
<b>TOTAL</b>		<b>81</b>	<b>3466</b>	<b>42.8</b>	<b>61</b>	<b>2</b>	<b>7</b>	<b>33</b>	<b>12</b>	<b>16</b>		

2022												
Date	Opponent	No	Yds	Avg	Lg	Blkd	TB	FC	50+	i20		
Sept 3	MAINE	2	80	40.0	43	0	1	1	0	0		
Sept 9	BSU	10	509	50.9	63	1	0	1	7	3		
Sept 17	UTEP	6	264	44.0	52	0	1	2	2	3		
Sept 24	at LSU	9	389	43.2	55	0	1	2	1	2		
Sept 30	at UNLV	5	219	43.8	51	0	0	4	1	1		
Oct 8	WYO	7	298	42.6	49	0	0	6	0	2		
Oct 15	at NMSU	6	255	42.5	56	0	0	1	1	0		
Oct 22	FS											
Nov 5	at USU											
Nov 12	at AFA											
Nov 18	SDSU											
Nov 25	at CSU											
<b>TOTAL</b>		<b>45</b>	<b>2014</b>	<b>44.8</b>	<b>63</b>	<b>1</b>	<b>3</b>	<b>17</b>	<b>12</b>	<b>11</b>		
<b>CAREER</b>		<b>126</b>	<b>5480</b>	<b>43.5</b>	<b>63</b>	<b>3</b>	<b>10</b>	<b>50</b>	<b>24</b>	<b>27</b>		

**P - #47 Jared Long**

2021												
Date	Opponent	No	Yds	Avg	Lg	Blkd	TB	FC	50+	i20		
Sept. 2	HBU										Held Only	
Sept. 11	NMSU										Held Only	
Sept. 18	at TAMU										Held Only	
Sept. 25	at UTEP										Held Only	
Oct. 2	AFA										Held Only	
Oct. 9	at SDSU										Held Only	
Oct. 16	CSU										Held Only	
Oct. 23	at WYO										Held Only	
Nov. 6	UNLV										Held Only	
Nov. 13	at FS										Held Only	
Nov. 20	at BSU										Held Only	
Nov. 26	at USU										Held Only	
<b>CAREER</b>		<b>0</b>	<b>0</b>	<b>0.0</b>	<b>0</b>	<b>0</b>	<b>0</b>	<b>0</b>	<b>0</b>	<b>0</b>		

2022												
Date	Opponent	No	Yds	Avg	Lg	Blkd	TB	FC	50+	i20		
Sept 3	MAINE										Did Not Play	
Sept 9	BSU										Did Not Play	
Sept 17	UTEP										Did Not Play	
Sept 24	at LSU										Did Not Play	
Sept 30	at UNLV										Did Not Play	
Oct 8	WYO										Did Not Play	
Oct 15	at NMSU										Did Not Play	
Oct 22	FS											
Nov 5	at USU											
Nov 12	at AFA											
Nov 18	SDSU											
Nov 25	at CSU											
<b>TOTAL</b>		<b>0</b>	<b>0</b>	<b>0.0</b>	<b>0</b>	<b>0</b>	<b>0</b>	<b>0</b>	<b>0</b>	<b>0</b>		
<b>CAREER</b>		<b>0</b>	<b>0</b>	<b>0.0</b>	<b>0</b>	<b>0</b>	<b>0</b>	<b>0</b>	<b>0</b>	<b>0</b>		

**K - #27 Charles Steinkamp**

Date	Opponent	FGM	FGA	LG	XPM	XPA	PTS	KO	YDS	AVG	TB	OB
Sept 3	MAINE											
Sept 9	BSU											
Sept 17	UTEP											
Sept 24	at LSU											
Sept 30	at UNLV											
Oct 8	WYO											
Oct 15	at NMSU											
Oct 22	FS											
Nov 5	at USU											
Nov 12	at AFA											
Nov 18	SDSU											
Nov 25	at CSU											
<b>TOTAL</b>		<b>0</b>	<b>0</b>	<b>0</b>	<b>0</b>	<b>0</b>	<b>0</b>	<b>0</b>	<b>0.0</b>	<b>0</b>	<b>0</b>	<b>0</b>

**K - #35 George Steinkamp**

2020												
Date	Opponent	FGM	FGA	LG	XPM	XPA	PTS	KO	YDS	AVG	TB	OB
Oct 24	at CSU											No Contest
Oct 31	SJSU	0	1	--	3	3	3	0	0	-	0	0
Nov 7	at HAW	4	5	49	3	3	15	0	0	-	0	0
Nov 14	NEV	2	2	48	2	2	8	0	0	-	0	0
Nov 20	at AFA	0	3	--	0	0	0	0	0	-	0	0
Nov 26	at USU											Did Not Play
Dec 5	WYO											Did Not Play
Dec 12	FS											Did Not Play
<b>TOTAL</b>		<b>6</b>	<b>11</b>	<b>49</b>	<b>8</b>	<b>8</b>	<b>26</b>	<b>0</b>	<b>0</b>	<b>0.0</b>	<b>0</b>	<b>0</b>

2021												
Date	Opponent	FGM	FGA	LG	XPM	XPA	PTS	KO	YDS	AVG	TB	OB
Sept. 2	HBU	0	1	-	0	0	0	6	389	64.8	4	0
Sept. 11	NMSU	0	0	-	0	0	0	8	513	64.1	6	0
Sept. 18	at TAMU	0	0	-	0	0	0	1	65	65.0	0	0
Sept. 25	at UTEP	0	0	-	0	0	0	3	187	62.3	1	0
Oct. 2	AFA	0	0	-	0	0	0	3	194	64.7	2	0
Oct. 9	at SDSU	0	0	-	0	0	0	2	123	61.5	0	0
Oct. 16	CSU	0	0	-	0	0	0	2	130	65.0	2	0
Oct. 23	at WYO	0	0	-	0	0	0	3	195	65.0	3	0
Nov. 6	UNLV	0	0	-	0	0	0	4	260	65.0	3	0
Nov. 13	at FS	0	0	-	0	0	0	2	130	65.0	1	0
Nov. 20	at BSU	0	0	-	0	0	0	1	65	65.0	0	0
Nov. 26	USU	0	0	-	0	0	0	3	195	65.0	2	0
<b>TOTAL</b>		<b>0</b>	<b>1</b>	<b>0</b>	<b>0</b>	<b>0</b>	<b>0</b>	<b>38</b>	<b>2446</b>	<b>64.4</b>	<b>24</b>	<b>0</b>

2022												
Date	Opponent	FGM	FGA	LG	XPM	XPA	PTS	KO	YDS	AVG	TB	OB
Sept 3	MAINE	0	0	-	5	6	5	7	461	65.9	5	0
Sept 9	BSU	0	1	-	0	0	0	6	390	65.0	3	0
Sept 17	UTEP	1	1	51	1	1	4	6	389	64.8	4	0
Sept 24	at LSU	0	0	-	0	0	0	1	62	62.0	0	0
Sept 30	at UNLV	2	3	38	2	2	8	5	320	64.0	2	0
Oct 8	WYO	0	2	-	2	2	2	3	186	62.0	1	0
Oct 15	at NMSU	0	0	-	0	0	0	4	251	62.8	2	0
Oct 22	FS											
Nov 5	at USU											
Nov 12	at AFA											
Nov 18	SDSU											
Nov 25	at CSU											
<b>TOTAL</b>		<b>3</b>	<b>7</b>	<b>51</b>	<b>10</b>	<b>11</b>	<b>19</b>	<b>32</b>	<b>2059</b>	<b>64.3</b>	<b>15</b>	<b>0</b>
<b>CAREER</b>		<b>9</b>	<b>19</b>	<b>51</b>	<b>18</b>	<b>19</b>	<b>45</b>	<b>70</b>	<b>4505</b>	<b>64.4</b>	<b>39</b>	<b>0</b>

**#94 - K Luke Drzewiecki**

2022												
Date	Opponent	FGM	FGA	LG	XPM	XPA	PTS	KO	YDS	AVG	TB	OB
Sept 3	MAINE											Did Not Play
Sept 9	BSU	0	0	0	2	2	2	0	0	0.0	0	0
Sept 17	UTEP	1	3	37	2	2	5	0	0	0.0	0	0
Sept 24	at LSU											Did Not Play
Sept 30	at UNLV											Did Not Play
Oct 8	WYO											Did Not Play
Oct 15	at NMSU	3	3	44	0	0	9	0	0	0.0	0	0
Oct 22	FS											
Nov 5	at USU											
Nov 12	at AFA											
Nov 18	SDSU											
Nov 25	at CSU											
<b>TOTAL</b>		<b>1</b>	<b>3</b>	<b>37</b>	<b>4</b>	<b>4</b>	<b>7</b>	<b>0</b>	<b>0</b>	<b>0.0</b>	<b>0</b>	<b>0</b>

**Maine (2-4, 1-1)**

Sept 3 ..... at New Mexico..... L 0-41  
 Sept 10 ..... Colgate..... L 18-21  
 Sept 17 ..... at Boston College..... L 17-38  
 Oct 1 ..... \*Villanova ..... L 20-45  
 Oct 8 ..... \*at Hampton..... W 31-24  
 Oct 15 ..... Monmouth ..... W 38-28  
 Oct 22 ..... \*at Stony Brook .....  
 Oct 29 ..... \*Richmond.....  
 Nov 5 ..... \*at Rhode Island.....  
 Nov 12 ..... \*at Albany.....  
 Nov 19 ..... \*New Hampshire.....

**UNLV (4-3, 2-2)**

Aug 27 ..... Idaho State ..... W 52-21  
 Sept 10 ..... at Cal..... L 14-20  
 Sept 17 ..... North Texas..... W 58-27  
 Sept 24 ..... \*at Utah State..... W 34-24  
 Oct 1 ..... \*New Mexico..... W 31-20  
 Oct 8 ..... \*at San Jose State..... L 7-40  
 Oct 15 ..... \*Air Force ..... L 7-42  
 Oct 22 ..... at Notre Dame.....  
 Nov 5 ..... \*at San Diego State.....  
 Nov 12 ..... \*Fresno State.....  
 Nov 19 ..... \*at Hawai'i.....  
 Nov 26 ..... \*Nevada.....

**Utah State (3-4, 2-1)**

Aug 27 ..... UConn..... W 31-20  
 Sept 3 ..... at No. 1 Alabama ..... L 0-55  
 Sept 10 ..... Weber State ..... L 7-35  
 Sept 24 ..... \*UNLV ..... L 24-34  
 Sept 30 ..... at No. 19 BYU..... L 26-38  
 Oct 8 ..... \*Air Force..... W 34-27  
 Oct 15 ..... \*at Colorado State..... W 17-13  
 Oct 22 ..... \*at Wyoming .....  
 Nov 5 ..... \*New Mexico .....  
 Nov 12 ..... \*at Hawai'i.....  
 Nov 19 ..... \*San Jose State.....  
 Nov 26 ..... \*at Boise State.....

**Boise State (4-2, 3-0)**

Sept 3 ..... at Oregon State..... L 17-34  
 Sept 10 ..... \*at New Mexico..... W 31-14  
 Sept 17 ..... UT Martin ..... W 30-7  
 Sept 24 ..... at UTEP ..... L 10-27  
 Oct 1 ..... \*San Diego State..... W 35-13  
 Oct 8 ..... \*Fresno State..... W 40-20  
 Oct 22 ..... \*at Air Force .....  
 Oct 29 ..... \*Colorado State.....  
 Nov 5 ..... BYU .....  
 Nov 12 ..... \*at Nevada.....  
 Nov 19 ..... \*at Wyoming .....  
 Nov 26 ..... \*Utah State.....

**Wyoming (4-3, 2-1)**

Aug 27 ..... at Illinois ..... L 6-38  
 Sept 3 ..... Tulsa..... W (2OT) 40-37  
 Sept 10 ..... Northern Colorado ..... W 33-10  
 Sept 17 ..... \*Air Force ..... W 17-14  
 Sept 24 ..... at No. 19 BYU..... L 24-38  
 Oct 1 ..... \*San Jose State..... L 16-33  
 Oct 8 ..... \*at New Mexico..... W 27-14  
 Oct 22 ..... \*Utah State.....  
 Oct 29 ..... \*at Hawai'i.....  
 Nov 12 ..... \*at Colorado State.....  
 Nov 19 ..... \*Boise State.....  
 Nov 26 ..... \*at Fresno State.....

**Air Force (5-2, 2-2)**

Sept 3 ..... Northern Iowa ..... W 48-17  
 Sept 10 ..... Colorado ..... W 41-10  
 Sept 17 ..... \*at Wyoming ..... L 14-17  
 Sept 24 ..... \*Nevada..... W 48-20  
 Oct 1 ..... Navy..... W 13-10  
 Oct 8 ..... \*at Utah State..... L 34-27  
 Oct 15 ..... \*at UNLV ..... W 42-7  
 Oct 22 ..... \*Boise State.....  
 Nov 5 ..... vs Army (in Arlington, TX) .....  
 Nov 12 ..... \*New Mexico .....  
 Nov 19 ..... \*Colorado State.....  
 Nov 26 ..... \*at San Diego State.....

**UTEP (3-4, 1-2)**

Aug 27 ..... \*North Texas..... L 13-31  
 Sept 3 ..... at No. 9 Oklahoma..... L 13-45  
 Sept 10 ..... New Mexico State..... W 20-13  
 Sept 17 ..... at New Mexico..... L 10-27  
 Sept 24 ..... Boise State..... W 27-10  
 Oct 1 ..... \*at Charlotte..... W 41-35  
 Oct 8 ..... \*at Louisiana Tech ..... L 31-41  
 Oct 22 ..... \*Florida Atlantic.....  
 Oct 29 ..... \*Middle Tennessee.....  
 Nov 5 ..... \*at Rice.....  
 Nov 19 ..... \*FIU .....  
 Nov 26 ..... \*at UTSA.....

**New Mexico State (2-5)**

Aug 27 ..... Nevada..... L 12-23  
 Sept 1 ..... at Minnesota ..... L 0-34  
 Sept 10 ..... at UTEP ..... L 13-20  
 Sept 17 ..... at Wisconsin ..... L 7-66  
 Sept 24 ..... Hawaii..... W 45-26  
 Sept 30 ..... FIU ..... L 7-21  
 Oct 15 ..... New Mexico..... W 21-9  
 Oct 22 ..... San Jose State.....  
 Oct 29 ..... at UMass.....  
 Nov 12 ..... at Lamar.....  
 Nov 19 ..... at Missouri.....  
 Nov 26 ..... Liberty.....

**San Diego State (3-3, 1-1)**

Sept 3 ..... Arizona..... L 20-38  
 Sept 10 ..... Idaho State ..... W 38-7  
 Sept 17 ..... at No. 14 Utah ..... L 7-35  
 Sept 24 ..... Toledo ..... W 17-14  
 Oct 1 ..... \*at Boise State..... L 13-35  
 Oct 8 ..... \*Hawai'i..... W 16-14  
 Oct 22 ..... \*at Nevada.....  
 Oct 29 ..... \*at Fresno State.....  
 Nov 5 ..... \*UNLV .....  
 Nov 12 ..... \*San Jose State.....  
 Nov 19 ..... \*at New Mexico.....  
 Nov 26 ..... \*Air Force.....

**LSU (5-2, 3-1)**

Sept 4 ..... Florida State (in New Orleans)..... L 23-24  
 Sept 10 ..... Southern ..... W 65-17  
 Sept 17 ..... \*Mississippi State ..... W 31-16  
 Sept 24 ..... New Mexico ..... W 38-0  
 Oct 1 ..... \*at Auburn..... W 21-17  
 Oct 8 ..... \*No. 8 Tennessee..... L 13-40  
 Oct 15 ..... \*at Florida..... W 45-35  
 Oct 22 ..... \*Ole Miss.....  
 Nov 5 ..... \*Alabama.....  
 Nov 12 ..... \*at Arkansas .....  
 Nov 19 ..... UAB.....  
 Nov 26 ..... \*at Texas A&M.....

**Fresno State (2-4, 1-1)**

Sept 3 ..... Cal Poly ..... W 35-7  
 Sept 10 ..... Oregon State..... L 32-35  
 Sept 17 ..... at No. 7 USC..... L 17-45  
 Oct 1 ..... at UConn..... L 14-19  
 Oct 8 ..... \*at Boise State..... L 20-40  
 Oct 15 ..... \*San Jose State ..... W 17-10  
 Oct 22 ..... \*at New Mexico.....  
 Oct 29 ..... \*San Diego State.....  
 Nov 5 ..... \*Hawai'i.....  
 Nov 12 ..... \*at UNLV.....  
 Nov 19 ..... \*at Nevada.....  
 Nov 26 ..... \*Wyoming.....

**Colorado State (1-5, 1-1)**

Sept 3 ..... at No. 8 Michigan ..... L 7-51  
 Sept 10 ..... Middle Tennessee..... L 19-34  
 Sept 17 ..... at Washington State ..... L 7-38  
 Sept 24 ..... Sacramento State ..... L 10-41  
 Oct 8 ..... \*at Nevada..... W 17-14  
 Oct 15 ..... \*Utah State..... L 13-17  
 Oct 22 ..... \*Hawai'i.....  
 Oct 29 ..... \*at Boise State.....  
 Nov 5 ..... \*at San Jose State.....  
 Nov 12 ..... \*Wyoming .....  
 Nov 19 ..... \*at Air Force.....  
 Nov 26 ..... \*New Mexico.....

**THE GONZALES FILE**

**Full Name:** Daniel Ray Gonzales  
**Born:** January 13, 1976  
**Birthplace:** Albuquerque, N.M.  
**Alma Mater:** New Mexico, 1999, B.A., Business Administration/General Management. New Mexico, 2002, M.A., Physical Education and Recreation  
**Playing Experience:** New Mexico, 1995-98  
**Family:** Wife, Sandra, children Cole, Jake, Chloe and Abby.



Danny Gonzales, a native of Albuquerque who played football at Valley High School before playing for UNM and then serving as an assistant coach, has come home. Gonzales, who has taken part in bowl games in 14 of the past 16 seasons, enters his third season as the head coach of The University of New Mexico. Gonzales was hired on December 17, 2019. The announcement was made by Director of Athletics Eddie Nuñez at halftime of a Lobo men's basketball game, and then he was formally introduced at a press conference the next day in The Pit. The new Lobo head coach is certainly familiar with UNM, as a player, staff member and as a Lobo assistant coach, as well as through his time coaching against UNM. He joined his mentor and former coach Rocky Long as Lobo football players returning to coach their alma mater. In a 2006 article in the Albuquerque Journal, Long predicted that Gonzales would one day be the head coach of the Lobos.

Last year, Gonzales for the second straight season increased UNM's win total, including a win in his inaugural matchup with New Mexico State, winning 34-25. The Lobo defense made huge strides in 2021 as Gonzales works to get UNM back to the Lobo defenses of the 2000s. The Lobos ranked 44th overall in total defense, a 57-spot improvement from 2020.

Overall, UNM allowed 363.1 yards per game, and that was the lowest total in 13 seasons, since the 2008 team allowed 335.8 yards per game. UNM ranked 44th overall, and the 2008 team ranked 45th. The 2021 teams' ranking was the best since 2007, when UNM ranked 13th in total defense at 319.9 yards per game.

The Lobos rushing defense stood at 143.2 yards per game, better than a 20-yard per game improvement from 2020, and it was the best rushing defense since 2008 when UNM ranked 26th at 122.3 yards per game. Passing-wise, UNM allowed just 219.8 passing yards per game to rank 54th, an incredible adjustment from 2019 when the passing defense allowed 321.4 yards per game and ranked 130th (last) in the FBS. It was UNM's best passing defense since 2010 when the unit ranked 53rd at 218.8 yards per game.

And UNM's passing defense goes back further than just the 2021 season. If you count the final four games of the 2020 season, when UNM allowed just 750 passing yards (a 187.5 average after allowing 1,231 yards, or 410.3 per game over the first three), the Lobos have allowed just 211.8 yards through the air over the last 16 games. The 2021 season also saw UNM deal with adversity that most teams have never seen, losing so many quarterbacks during the year that the Lobos were forced to start a graduate manager at quarterback in the final game of the season.

Gonzales' first season in 2020 was like no other in the history of college football, and while sometimes that type of sentence can be hyperbole ... it's not. Gonzales, without a full spring season and coaching a team that spent what little time in the preseason practicing in groups of five or 10, was also faced with no home games in 2020 due to the global COVID-19 pandemic and the state of New Mexico health order that wouldn't allow for games. Gonzales was able to lead his team through the 2021 season, going 2-5 overall and in the Mountain West. Those two wins, despite the odds stacked against the Lobos, equaled the number of Mountain West wins over the previous three seasons combined.

The 2020 season saw UNM go through four starting quarterbacks, and a fifth who was injured prior to the start of the season. Gonzales proved his coaching mettle, utilizing 21 true freshmen during the season including a true freshman starting walk-on quarterback, just the third true freshman starting quarterback to start an FBS game since 2013. Gonzales also coached Lobo Football's first national award winner as Teton Saltes was named the winner of the Wuerffel Trophy for athletic, academics and community service.

The Lobos quickly established a reputation as a team that never takes plays off and has a hard-hitting, hard-nosed defense. He was rated an "A" hire for UNM by several preseason publications.

Gonzales came to UNM after spending the past two seasons at Arizona State as defensive coordinator, and the previous seven before that as safeties coach and defensive coordinator at San Diego State. In 2018, he was a nominee for the Broyles Award, given to the most outstanding assistant coach in college football.

**UNDER GONZALES...**

**NEW MEXICO RECORD WHEN ..... 2020 ..2021...2022.OVERALL**

Lobos lead after 1st quarter... 0-2 .... 3-1.....1-2.....4-5  
 Lobos trail after 1st quarter... 1-2 .... 0-8.....0-2.....1-12  
 Score tied after 1st quarter ... 1-1 .... 0-0.....1-1.....2-2  
 Lobos lead after halftime ..... 0-3 .... 3-1.....2-2.....5-6  
 Lobos trail after halftime..... 2-2 .... 0-8.....0-3.....2-13  
 Score tied after halftime..... 0-0 .... 0-0.....0-0.....0-0  
 Lobos lead after 3rd quarter . 0-0 .... 3-0.....2-0.....5-0  
 Lobos trail after 3rd quarter... 2-5 .... 0-9.....0-4.....2-18  
 Score tied after 3rd quarter... 0-0 .... 0-0.....0-1.....0-1

**SCHEDULE BREAKDOWN..... 2020 ..2021...2022.OVERALL**

Overall ..... 2-5 .... 3-9.....2-5.....7-19  
 August ..... 0-0 .... 0-0.....0-0.....0-0  
 September..... 0-0 .... 2-2.....2-3.....4-5  
 October ..... 0-1 .... 0-3.....0-2.....0-6  
 November..... 0-4 .... 0-4.....0-0.....0-8  
 December..... 2-0 .... 0-0.....0-0.....2-0

**CONFERENCE GAMES ..... 2020 ..2021...2022.OVERALL**

Home..... 0-0 .... 0-4.....0-2.....0-6  
 Road ..... 0-4 .... 1-3.....0-1.....1-8  
 Neutral ..... 2-1 .... 0-0.....0-0.....2-1

**NON-CONFERENCE GAMES..... 2020 ..2021...2022.OVERALL**

Home..... 0-0 .... 2-0.....2-0.....4-0  
 Road ..... 0-0 .... 0-2.....0-2.....0-4

**MISCELLANEOUS ..... 2020 ..2021...2022.OVERALL**

Games Decided by a TD or less (8 pts)1-2 .... 0-1.....0-0.....1-3  
 Games Decided by a FG or less (3 pts)1-0 .... 0-0.....0-0.....1-0  
 Games Played on Grass ..... 0-0 .... 0-2.....0-1.....0-3  
 Games Played on Turf..... 2-5 .... 3-7.....2-4.....7-16  
 Day Games (start before 5 pm)1-1 ... 0-4.....0-0.....1-5  
 Night Games (start 5 pm or later).... 1-4 .... 3-5.....2-5.....6-14  
 vs. Ranked ..... 0-0 .... 0-2.....0-0.....0-2  
 Overtime ..... 0-0 .... 0-0.....0-0.....0-0

**DANNY GONZALES YEAR-BY-YEAR COLLEGIATE COACHING RECORD**

School (Pos.)	Year	Overall			Conference			Bowl
		W	L	.PCT	W	L	.PCT	
New Mexico (G.A.)	1999	4	7	.364	3	4	.429	
New Mexico (G.A.)	2000	5	7	.417	3	4	.429	
New Mexico (G.A.)	2001	6	5	.545	4	3	.571	
New Mexico (G.A.)	2002	7	7	.500	5	2	.714	Las Vegas Bowl (L)
New Mexico (Video Coord.)	2003	8	5	.615	5	2	.714	Las Vegas Bowl (L)
New Mexico (Video Coord.)	2004	7	5	.583	5	2	.714	Emerald Bowl (L)
New Mexico (Video Coord.)	2005	6	5	.545	4	4	.500	
New Mexico (Saf./Special Teams)	2006	6	7	.462	4	4	.500	New Mexico Bowl (L)
New Mexico (Saf./Special Teams)	2007	9	4	.692	5	3	.625	New Mexico Bowl (W)
New Mexico (Saf./Special Teams)	2008	4	8	.333	2	6	.333	
San Diego State (Safeties)	2011	8	5	.615	4	3	.571	New Orleans (L)
San Diego State (Safeties)	2012	9	4	.692	7	1	.825*	Poinsettia (L)
San Diego State (Safeties)	2013	8	5	.615	6	2	.750	Famous Idaho Potato (W)
San Diego State (Safeties)	2014	7	6	.538	5	3	.625^A	Poinsettia (L)
San Diego State (Safeties)	2015	11	3	.786	8	0	1.000*^A	Hawai'i (W)
San Diego State (Safeties)	2016	11	3	.786	6	2	.750*^A	Las Vegas (W)
San Diego State (Def. Coord./Saf.)	2017	10	3	.769	6	2	.750	Armed Forces (L)
Arizona State (Defensive Coordinator)	2018	7	6	.538	5	4	.556	Las Vegas (L)
Arizona State (Defensive Coordinator)	2019	7	5	.583	3	6	.333	Sun
New Mexico (Head Coach)	2020	2	5	.286	2	5	.286	
New Mexico (Head Coach)	2021	3	9	.250	1	7	.125	
New Mexico (Head Coach)	2022	2	5	.286	0	3	.000	
<b>Head Coach (3 seasons)</b>		<b>7</b>	<b>19</b>	<b>.269</b>	<b>3</b>	<b>15</b>	<b>.167</b>	
<b>Totals (21 seasons)</b>		<b>147</b>	<b>118</b>	<b>.555</b>	<b>93</b>	<b>72</b>	<b>.564</b>	



**New Mexico Offensive Drives**

**Maine**

Q.	Time	Starting YL	PI-Yds	QB	Time	Result
1st	15:00	UNM 25	3-11	Kendrick	1:20	Int
	13:31	UM 47	10-30	Kendrick	5:39	Downs
	5:40	UNM 40	11-60	Kendrick	5:47	TD
2nd	12:16	UNM 49	8-51	Kendrick	3:52	TD
	6:50	UNM 39	6-61	Kendrick	2:53	TD
	1:27	UNM 35	2-27	Kendrick	0:31	Int
	0:35	UNM 5	1-2	Kendrick	0:35	Half
3rd	12:47	UNM 20	10-80	Kendrick	5:02	TD
	6:57	UNM 49	5-51	Kendrick	2:17	TD
	1:03	UNM 15	3-(-4)	Kendrick	1:58	Punt
4th	12:51	UM 47	7-47	Kendrick	3:23	TD
	8:28	UNM 40	6-17	Montes	4:29	Punt
	0:27	UM 45	1-(-6)	Kendrick	0:27	Game

**Boise State**

Q.	Time	Starting YL	PI-Yds	QB	Time	Result
1st	14:54	UNM 22	3-(-4)	Kendrick	1:47	Punt
	11:51	UNM 25	3-0	Kendrick	0:38	Punt
	9:07	UNM 30	8-29	Kendrick	5:54	Punt
2nd	14:53	UNM 25	5-27	Kendrick	2:52	Downs
	10:36	UNM 5	3-(-2)	Kendrick	1:12	Punt
	6:57	UNM 25	3-11	Kendrick	1:12	Punt
	4:14	UNM 25	3-(-1)	Kendrick	1:07	Punt
	2:04	UNM 30	9-39	Kendrick	2:04	Missed FG
3rd	11:38	UNM 19	3-(-11)	Kendrick	1:49	Punt
	9:49	UNM 25	5-7	Kendrick	2:16	Punt
	5:18	UNM 37	3-(-2)	Kendrick	1:18	Punt
4th	14:46	UNM 31	1-69	Kendrick	0:11	TD
	12:02	UNM 3	3-1	Montes	1:46	Punt
	4:09	UNM 26	3-(-3)	Kendrick	1:07	Punt
	0:31	UNM 17	1-2	Kendrick	0:31	Game

**UTEP**

Q.	Time	Starting YL	PI-Yds	QB	Time	Result
1st	15:00	UNM 25	3-(-1)	Kendrick	1:36	Punt
	10:24	UNM 20	8-62	Kendrick	3:56	FG
	4:44	UNM 32	3-(-3)	Kendrick	1:38	Punt
	1:21	UNM 25	8-75	Kendrick	5:50	TD
2nd	10:14	UNM 31	3-9	Kendrick	1:20	Punt
	7:52	UNM 43	8-45	Kendrick	4:05	Missed FG
	0:42	UNM 33	5-33	Kendrick	0:38	FG
3rd	13:37	UNM 20	6-32	Kendrick	4:05	Punt
	7:16	UNM 39	3-(-1)	Kendrick	1:31	Int
	4:39	UTEP 38	3-0	Kendrick	2:48	Punt
4th	13:31	UNM 35	3-8	Kendrick	2:15	Punt
	9:41	UTEP 19	4-6	Kendrick	1:47	Missed FG
	7:40	UTEP 42	2-(-4)	Kendrick	0:52	Fumble
	4:37	UTEP 21	5-21	Montes	2:04	TD
	2:04	UTEP 21	4-5	Kendrick	2:04	Downs

**LSU**

Q.	Time	Starting YL	PI-Yds	QB	Time	Result
1st	15:00	UNM 23	3-9	Kendrick	2:12	Punt
	9:46	UNM 17	6-19	Kendrick	4:12	Punt
	2:23	UNM 25	3-2	Kendrick	2:23	Punt
2nd	9:12	UNM 21	5-41	Kendrick	3:05	Punt
	0:16	UNM 21	1-5	Kendrick	0:16	Half
3rd	12:40	UNM 37	3-8	Kendrick	1:29	Punt
	5:27	UNM 35	3-(-8)	Kendrick	2:16	Punt
	1:45	UNM 25	3-(-4)	Kendrick	1:58	Punt
4th	13:14	UNM 25	3-7	Kendrick	2:17	Punt
	4:44	UNM 28	3-4	Kendrick	2:22	Punt

**UNLV**

Q.	Time	Starting YL	PI-Yds	QB	Time	Result
1st	15:00	UNM 29	9-71	Kendrick	3:52	TD
	8:29	UNM 30	3-1	Kendrick	1:32	Punt
	6:46	UNLV 33	6-33	Kendrick	3:22	TD
	1:28	UNM 37	7-52	Kendrick	2:59	FG
2nd	9:15	UNM 25	2-16	Kendrick	0:54	Int
	6:19	UNM 38	6-10	Kendrick	3:07	Punt
3rd	14:03	UNM 19	3-6	Kendrick	2:21	Punt
	6:58	UNM 16	10-64	Kendrick	5:08	Missed FG
4th	14:23	UNM 37	5-45	Kendrick	1:40	FG
	10:45	UNM 22	3-8	Kendrick	1:32	Punt
	7:22	UNM 20	3-2	Kendrick	1:39	Punt
	0:53	UNM 10	4-2	Kendrick	0:25	Int
	0:28	UNM 28	3-37	Kendrick	0:28	Game

**Wyoming**

Q.	Time	Starting YL	PI-Yds	QB	Time	Result
1st	15:00	UNM 25	16-75	Kendrick	7:08	TD
	6:24	UNM 33	6-67	Holiday	3:07	TD
2nd	14:51	UNM 20	5-17	Kendrick	2:36	Punt
	9:57	UNM 30	3-5	Kendrick	1:28	Punt
	4:56	UNM 20	3-(-5)	Kendrick	1:37	Punt
	1:41	UNM 16	10-56	Kendrick	1:41	Missed FG
3rd	11:32	UNM 25	3-(-8)	Kendrick	2:16	Punt
	6:09	UNM 25	5-20	Kendrick	2:12	Punt
	2:18	WYO 12	4-7	Kendrick	2:05	Blocked FG
4th	14:02	UNM 29	3-(-2)	Kendrick	1:46	Punt
	8:35	UNM 21	3-(-1)	Kendrick	2:14	Punt
	2:50	UNM 1	6-26	Kendrick	1:41	Int
	1:03	UNM 23	6-22	Holiday	0:56	Int

**New Mexico State**

Q.	Time	Starting YL	PI-Yds	QB	Time	Result
1st	15:00	UNM 13	11-61	Kendrick	5:26	FG
	7:34	UNM 15	3-1	Holiday	1:36	Punt
	2:53	UNM 34	7-51	Kendrick	3:42	FG
2nd	12:54	UNM 20	5-18	Kendrick	2:54	Punt
	8:37	UNM 31	5-20	Kendrick	1:56	Int
	1:56	UNM 26	3-9	Kendrick	1:48	Punt
3rd	13:04	UNM 11	3-(-3)	Kendrick	1:42	Punt
	11:11	UNM 17	3-6	Kendrick	1:31	Punt
	4:49	UNM 3	20-74	Kendrick	10:56	FG
4th	7:09	UNM 27	3-(-8)	Kendrick	1:03	Punt
	3:11	UNM 24	12-44	Kendrick	3:11	Game

**Opponent Offensive Drives**

**Maine**

Q.	Time	Starting YL	Pl-Yds	QB	Time	Result
1st	13:40	UNM 38	1-0	Fagnano	1:20	Int
	7:52	UM 17	3-7	Fagnano	5:39	Punt
2nd	14:53	UM 30	3-(-6)	Fagnano	5:47	Punt
	8:24	UM 25	3-1	Fagnano	3:52	Punt
	3:57	UM 25	3-(-6)	Fagnano	2:53	Punt
	0:56	UM 43	3-8	Fagnano	0:31	Punt
3rd	14:53	UM 22	7-35	Fagnano	0:35	Punt
	7:45	UM 25	2-33	Fagnano	5:02	Fumble
	4:30	UM 38	8-10	Fagnano	2:17	Punt
4th	14:05	UNM 48	4-(-5)	Fagnano	1:58	Downs
	9:28	UM 25	3-1	Fagnano	3:23	Punt
	3:59	UM 20	7-25	Fagnano	4:29	Downs

**Boise State**

Q.	Time	Starting YL	Pl-Yds	QB	Time	Result
1st	13:07	BSU 28	3-0	Bachmeier	1:16	Punt
	11:13	BSU 27	3-1	Bachmeier	2:06	Punt
	<b>3:13</b>	<b>BSU 9</b>	<b>8-91</b>	<b>Bachmeier</b>	<b>3:21</b>	<b>TD</b>
2nd	12:01	BSU 48	3-3	Bachmeier	1:25	Punt
	<b>9:24</b>	<b>BSU 34</b>	<b>6-35</b>	<b>Bachmeier</b>	<b>2:27</b>	<b>FG</b>
	5:45	BSU 11	3-4	Bachmeier	1:31	Punt
	3:07	BSU 22	3-5	Bachmeier	1:03	Punt
3rd	15:00	BSU 25	6-11	Bachmeier	3:22	Punt
	7:33	BSU 7	3-7	Bachmeier	2:15	Punt
	<b>4:00</b>	<b>BSU 14</b>	<b>8-86</b>	<b>Bachmeier</b>	<b>3:07</b>	<b>TD</b>
4th	14:35	BSU 25	5-36	Bachmeier	2:33	INT
	<b>10:16</b>	<b>UNM 31</b>	<b>7-31</b>	<b>Bachmeier</b>	<b>3:55</b>	<b>TD</b>
	6:07	BSU 25	3-1	Bachmeier	1:58	Punt
	3:02	BSU 38	3-7	Bachmeier	2:31	Pun

**UTEP**

Q.	Time	Starting YL	Pl-Yds	QB	Time	Result
1st	13:24	UTEP 28	5-16	Hardison	3:00	Punt
	6:19	UTEP 15	2-0	Hardison	0:16	Int
	6:03	UTEP 25	3-(-3)	Hardison	1:19	Punt
	<b>3:06</b>	<b>UNM42</b>	<b>6-13</b>	<b>Hardison</b>	<b>1:45</b>	<b>FG</b>
2nd	10:31	UTEP 25	1-15	Hardison	0:17	Int
	8:54	UTEP 9	3-4	Hardison	1:02	Punt
	3:47	UTEP 20	11-47	Hardison	3:05	Downs
	0:04	UTEP 25	1-(-1)	Hardison	0:04	Half
3rd	14:53	UTEP 22	4-78	Hardison	1:16	Fumble
	9:32	UTEP 20	6-41	Hardison	2:16	Downs
	5:45	UTEP 31	4-7	Hardison	1:06	Downs
	1:51	UTEP 15	8-50	Hardison	3:20	Fumble
4th	11:16	UTEP 17	4-21	Hardison	1:35	Int
	7:54	UTEP 20	1-23	Hardison	0:14	Fumble
	<b>6:48</b>	<b>UTEP 47</b>	<b>7-53</b>	<b>Hardison</b>	<b>2:07</b>	<b>TD</b>
	2:33	UTEP 25	2-19	Brownholtz	0:29	Int

**LSU**

Q.	Time	Starting YL	Pl-Yds	QB	Time	Result
1st	12:41	LSU 43	8-57	Daniels	2:49	TD
	5:34	LSU 15	7-71	Daniels	3:11	FG
2nd	15:00	LSU 20	12-59	Daniels	5:48	Missed FG
	<b>6:07</b>	<b>LSU 12</b>	<b>15-88</b>	<b>Daniels</b>	<b>5:44</b>	<b>TD</b>
3rd	15:00	LSU 26	7-37	Daniels	2:12	Downs
	11:11	LSU 20	11-80	Daniels	5:44	TD
	3:11	LSU 26	4-74	Nussmeier	1:26	TD
4th	14:47	LSU 27	4-73	Nussmeier	1:33	TD
	10:57	LSU 10	11-62	Nussmeier	6:13	Fumble
	2:22	LSU 40	3-16	Nussmeier	2:22	Game

**UNLV**

Q.	Time	Starting YL	Pl-Yds	QB	Time	Result
1st	15:00	UNLV 25	6-11	Brumfield	2:39	Punt
	8:29	UNLV 35	1-22	Brumfield	0:11	Fumble
	6:46	UNLV 25	3-(-1)	Brumfield	1:56	Punt
2nd	<b>1:28</b>	<b>UNLV 25</b>	<b>10-52</b>	<b>Brumfield</b>	<b>4:14</b>	<b>FG</b>
	<b>9:15</b>	<b>UNM 34</b>	<b>4-2</b>	<b>Brumfield</b>	<b>1:57</b>	<b>FG</b>
	<b>6:19</b>	<b>UNLV 10</b>	<b>9-61</b>	<b>Brumfield</b>	<b>2:45</b>	<b>FG</b>
3rd	14:03	UNLV 25	3-5	Brumfield	0:57	Punt
	<b>6:58</b>	<b>UNLV 24</b>	<b>12-76</b>	<b>Brumfield</b>	<b>4:39</b>	<b>TD</b>
	<b>14:23</b>	<b>UNLV 20</b>	<b>6-80</b>	<b>Brumfield</b>	<b>2:21</b>	<b>TD</b>
4th	10:45	UNLV 25	3-9	Brumfield	1:58	Punt
	7:22	UNLV 24	5-49	Brumfield	1:51	Int
	0:53	UNLV 32	8-23	Brumfield	4:50	Punt

**Wyoming**

Q.	Time	Starting YL	Pl-Yds	QB	Time	Result
1st	7:42	WYO 25	3-7	Peasley	1:18	Punt
	3:09	WYO 17	5-30	Peasley	3:18	Punt
2nd	<b>12:15</b>	<b>WYO 18</b>	<b>7-82</b>	<b>Peasley</b>	<b>2:07</b>	<b>TD</b>
	8:29	WYO 22	8-29	Peasley	3:33	Punt
	3:19	WYO 49	3-1	Peasley	1:38	Punt
3rd	<b>15:00</b>	<b>WYO 25</b>	<b>8-75</b>	<b>Peasley</b>	<b>3:28</b>	<b>TD</b>
	9:16	WYO 40	3-(-1)	Peasley	1:49	Punt
	<b>7:27</b>	<b>UNM13</b>	<b>4-3</b>	<b>Peasley</b>	<b>1:18</b>	<b>FG</b>
	3:57	WYO 10	3-(-3)	Peasley	1:39	Punt
	0:13	WYO 20	3-3	Peasley	1:11	Punt
4th	<b>12:16</b>	<b>WYO 24</b>	<b>8-74</b>	<b>Peasley</b>	<b>3:34</b>	<b>FG</b>
	6:21	WYO 43	6-20	Peasley	3:31	Punt
	0:07	WYO 25	1-(-1)	Peasley	0:07	Game

**New Mexico State**

Q.	Time	Starting YL	Pl-Yds	QB	Time	Result
1st	9:18	NMSU 25	5-16	Frakes	1:44	Punt
	<b>5:58</b>	<b>NMSU 39</b>	<b>5-61</b>	<b>Frakes</b>	<b>2:58</b>	<b>TD</b>
2nd	14:11	NMSU 25	4-4	Frakes	1:17	Punt
	10:20	NMSU 23	3-1	Frakes	1:23	Punt
	6:41	NMSU 50	8-24	Frakes	4:45	Missed FG
	0:08	NMSU 22	1-(-1)	Frakes	0:08	Half
3rd	14:53	NMSU 45	3-5	Frakes	1:49	Punt
	<b>11:22</b>	<b>UNM 31</b>	<b>1-31</b>	<b>Frakes</b>	<b>0:06</b>	<b>TD</b>
	<b>9:40</b>	<b>UNM 47</b>	<b>10-47</b>	<b>Frakes</b>	<b>4:45</b>	<b>TD</b>
4th	8:53	NMSU 25	3-3	Frakes	1:44	Punt
	6:06	NMSU 27	6-12	Frakes	2:55	Punt

# Game-by-Game Results

	Date	Opponent		Score	Overall	Conf	Time	Attend
	09/03/2022	Maine	W	41-0	1-0	0-0	3:13	15166
*	09/09/2022	Boise St.	L	14-31	1-1	0-1	3:20	16157
	09/17/2022	UTEP	W	27-10	2-1	0-1	3:14	15269
	09/24/2022	at LSU	L	0-38	2-2	0-1	2:47	100501
*	09/30/2022	at UNLV	L	20-31	2-3	0-2	3:16	21605
*	10/08/2022	Wyoming	L	14-27	2-4	0-3	3:24	14226
	10/15/2022	at New Mexico St.	L	9-21	2-5	0-3	3:12	20132

## Team Statistics

	UNM	OPP
<b>Scoring</b>	<b>125</b>	<b>158</b>
Points per game	17.9	22.6
Points Off Turnovers	20	27
<b>First Downs</b>	<b>109</b>	<b>113</b>
Rushing	62	42
Passing	33	57
Penalty	14	14
<b>Rushing Yardage</b>	<b>963</b>	<b>802</b>
Yards gained rushing	1194	949
Yards lost rushing	231	147
Rushing attempts	280	222
Average per rush	3.4	3.6
Average per game	137.6	114.6
TDs Rushing	10	8
<b>Passing Yardage</b>	<b>864</b>	<b>1505</b>
Comp-Att-Int	84-149-8	125-210-7
Average per pass	5.8	7.2
Average per catch	10.3	12.0
Average per game	123.4	215.0
TDs Passing	3	8
<b>Total offense</b>	<b>1827</b>	<b>2307</b>
Total plays	429	432
Average per play	4.3	5.3
Average per game	261.0	329.6
<b>Kick returns: #-Yards</b>	<b>17-364</b>	<b>9-204</b>
<b>Punt returns: #-Yards</b>	<b>12-73</b>	<b>16-126</b>
<b>Int returns: #-Yards</b>	<b>7-52</b>	<b>8-86</b>
<b>Kick return average</b>	<b>21.4</b>	<b>22.7</b>
<b>Punt return average</b>	<b>6.1</b>	<b>7.9</b>
<b>Int return average</b>	<b>7.4</b>	<b>10.8</b>

<b>Fumbles-Lost</b>	<b>9-3</b>	<b>12-6</b>
<b>Penalties-Yards</b>	<b>51-425</b>	<b>47-503</b>
Average per game	60.7	71.9
<b>Punts-Yards</b>	<b>45-1975</b>	<b>38-1651</b>
Average per punt	43.9	43.4
Net punt average	40.3	39.4
<b>Kickoffs-Yards</b>	<b>29-1863</b>	<b>33-1993</b>
Average per kick	64.2	60.4
Net kick average	40.2	38.8
<b>Time of possession / game</b>	<b>31:33</b>	<b>28:26</b>
<b>3rd-down conversion</b>	<b>21/91</b>	<b>26/91</b>
3rd-down pct	23%	29%
<b>4rd-down conversion</b>	<b>3/7</b>	<b>7/13</b>
4rd-down pct	43%	54%
<b>Sacks by-Yards</b>	<b>15-95</b>	<b>25-135</b>
<b>Misc Yards</b>	<b>0</b>	<b>0</b>
<b>Touchdowns scored</b>	<b>15</b>	<b>19</b>
<b>Field goals - attempts</b>	<b>7-13</b>	<b>8-10</b>
<b>On-Side kicks</b>	<b>0-0</b>	<b>0-0</b>
<b>Red-zone scores</b>	<b>(16-22) 73%</b>	<b>(16-17) 94%</b>
<b>Red-zone touchdowns</b>	<b>(12-22) 55%</b>	<b>(11-17) 65%</b>
<b>PAT-attempts</b>	<b>(14-15) 93%</b>	<b>(18-18) 100%</b>
<b>2-point conversion-attempts</b>	<b>(0-0) 0%</b>	<b>(1-1) 100%</b>
<b>Attendance</b>	<b>60818</b>	<b>142238</b>
Games / Avg per game	4/15205	3/47413
Neutral site games	-	0/0

**Score by Periods**

Team	1st	2nd	3rd	4th	OT	TOT
New Mexico	41	37	13	34	0	125
Opponents	20	33	53	52	0	158

**2022 STARTING LINEUPS**

**OFFENSE**

OPPONENT	QB	WR/TE#	WR	WR/RB#	RB	TE	LT	LG	C	RG	RT
MAINE	Kendrick	Porter	Au. Erickson	Wysong	S. White	Dennis	Davis	Gutierrez	James	Matautia	Wingfield
BSU	Kendrick	#Bruckler	Au. Erickson	Wysong	Jones	Dennis	Davis	Gutierrez	James	Matautia	Brown II
UTEP	Kendrick	#Bruckler	Au. Erickson	Wysong	Jones	Dennis	Davis	Gutierrez	James	Matautia	Ford
at LSU	Kendrick	Porter	Hall	Washington#	Jones	Dennis	Davis	Gutierrez	James	Matautia	Ford
at UNLV	Kendrick	Porter	Hall	Hullaby#	Jones	Maez	Davis	Gutierrez	James	Matautia	Ford
WYO	Kendrick	#Witthoft	Hall	An. Erickson	Jones	Dennis	Davis	Gutierrez	James	Matautia	Ford
at NMSU	Kendrick	An. Erickson	Hall	Wysong	Jones	Queen	Davis	Gutierrez	James	Sillemon	Ford

FS

at USU

at AFA

SDSU

at CSU

**DEFENSE**

OPPONENT	LE	IT	RE	LLB	MLB	RLB	LCB	LWOLF	LOBO	RWOLF	RCB
MAINE	Darame	Saltonstall	Harris	Hannah	Leutele	Riley	Odums	Wilson	Combs	Reed II	Martin
BSU	Darame	Saltonstall	Harris	Hannah	Leutele	Riley	Odums	Wilson	Combs	Reed II	Martin
UTEP	Darame	Saltonstall	Harris	Hannah	Leutele	Moon	Odums	Wilson	Combs	Reed II	Martin
at LSU	Darame	Saltonstall	Harris	Hannah	Marenco	Moon	Odums	Wilson	Haulcy	Reed II	Martin
at UNLV	Darame	Saltonstall	Harris	Hannah	Marenco	Moon	Odums	Wilson	Haulcy	Reed II	Martin
WYO	Shewell	Saltonstall	Harris	Hannah	Marenco	Moon	Odums	Wilson	Haulcy	Lewis	Reed II
at NMSU	Shewell	Saltonstall	Harris	Hannah	Hunter	Moon	Odums	Wilson	Haulcy	Reed II	B. Taylor

FS

at USU

at AFA

SDSU

at CSU



# Individual Statistics

## Rushing

Player	gp	att	gain	loss	net	avg	td	lg	avg/g
Miles Kendrick	7	76	294	146	148	1.9	3	26	21.1
Nate Jones	6	76	307	27	280	3.7	1	21	46.7
Christian Washington	6	33	164	2	162	4.9	0	30	27.0
Sherod White	6	32	141	9	132	4.1	3	22	22.0
Luke Wysong	6	18	54	23	31	1.7	1	13	5.2
Jaden Hullaby	7	13	60	1	59	4.5	0	14	8.4
C.J. Montes	2	7	33	1	32	4.6	0	9	16.0
Justin Holaday	2	7	37	8	29	4.1	1	15	14.5
Bobby Wooden	5	6	56	0	56	9.3	0	15	11.2
Chad Alexander	4	5	14	1	13	2.6	0	5	3.3
Geordon Porter	6	2	7	0	7	3.5	0	5	1.2
Jah'Mar Sanders	4	2	25	0	25	12.5	1	15	6.3
Zach Vigil	3	1	2	0	2	2.0	0	2	0.7
Team	7	2	0	13	-13	-6.5	0	0	-1.9
<b>Total</b>	<b>7</b>	<b>280</b>	<b>1194</b>	<b>231</b>	<b>963</b>	<b>3.4</b>	<b>10</b>	<b>30</b>	<b>137.6</b>
<b>Opponents</b>	<b>7</b>	<b>222</b>	<b>949</b>	<b>147</b>	<b>802</b>	<b>3.6</b>	<b>8</b>	<b>49</b>	<b>114.6</b>

## Punt Returns

Player	no.	yds	avg	td	lg
Luke Wysong	9	28	3.1	0	19
Jer'Marius Lewis	2	47	23.5	0	36
Andrew Erickson	1	-2	-2.0	0	0
<b>Total</b>	<b>12</b>	<b>73</b>	<b>6.1</b>	<b>0</b>	<b>36</b>
<b>Opponents</b>	<b>16</b>	<b>126</b>	<b>7.9</b>	<b>1</b>	<b>34</b>

## Interceptions

Player	no.	yds	avg	td	lg
Ronald Wilson	2	21	10.5	0	21
Donte Martin	1	7	7.0	0	7
Reco Hannah	1	22	22.0	1	22
Ian Shewell	1	2	2.0	0	2
A.J. Odums	1	0	0.0	0	0
A.J. Haulcy	1	0	0.0	0	0
<b>Total</b>	<b>7</b>	<b>52</b>	<b>7.4</b>	<b>1</b>	<b>22</b>
<b>Opponents</b>	<b>8</b>	<b>86</b>	<b>10.8</b>	<b>2</b>	<b>41</b>

## Passing

Player	gp	effic	comp-att-int	pct	yds	td	lg	avg/g
Miles Kendrick	7	105.8	83-142-7	58.5	849	3	69	121.3
Justin Holaday	2	6.5	1-4-1	25.0	15	0	15	7.5
Trae Hall	5	0.0	0-1-0	0.0	0	0	0	0.0
C.J. Montes	2	0.0	0-1-0	0.0	0	0	0	0.0
Team	7	0.0	0-1-0	0.0	0	0	0	0.0
<b>Total</b>	<b>7</b>	<b>101.0</b>	<b>84-149-8</b>	<b>56.4</b>	<b>864</b>	<b>3</b>	<b>69</b>	<b>123.4</b>
<b>Opponents</b>	<b>7</b>	<b>125.6</b>	<b>125-210-7</b>	<b>59.5</b>	<b>1505</b>	<b>8</b>	<b>76</b>	<b>215.0</b>

## Kick Returns

Player	no.	yds	avg	td	lg
Christian Washington	10	242	24.2	1	100
Jer'Marius Lewis	2	41	20.5	0	21
Jaden Hullaby	1	12	12.0	0	12
Nate Jones	1	30	30.0	0	30
Connor Witthoft	1	5	5.0	0	5
Luke Wysong	1	22	22.0	0	22
Will Dennis	1	12	12.0	0	12
<b>Total</b>	<b>17</b>	<b>364</b>	<b>21.4</b>	<b>1</b>	<b>100</b>
<b>Opponents</b>	<b>9</b>	<b>204</b>	<b>22.7</b>	<b>0</b>	<b>36</b>

## Receiving

Player	gp	no.	yds	avg	td	lg	avg/g
Luke Wysong	6	20	189	9.5	1	33	31.5
Geordon Porter	6	16	263	16.4	2	69	43.8
Christian Washington	6	11	75	6.8	0	27	12.5
Sherod White	6	6	71	11.8	0	27	11.8
Andrew Erickson	7	5	67	13.4	0	31	9.6
Bobby Wooden	5	5	30	6.0	0	9	6.0
Nate Jones	6	4	6	1.5	0	4	1.0
Elijah Queen	7	3	35	11.7	0	26	5.0
Jaden Hullaby	7	2	44	22.0	0	38	6.3
Trae Hall	5	2	21	10.5	0	12	4.2
Austin Erickson	4	2	19	9.5	0	12	4.8
Connor Witthoft	4	2	18	9.0	0	12	4.5
Jah'Mar Sanders	4	2	5	2.5	0	3	1.3
Christian Jourdain	3	2	18	9.0	0	10	6.0
Kade Zimmerman	5	1	3	3.0	0	3	0.6
Tristan White	1	1	0	0.0	0	0	0.0
<b>Total</b>	<b>7</b>	<b>84</b>	<b>864</b>	<b>10.3</b>	<b>3</b>	<b>69</b>	<b>123.4</b>
<b>Opponents</b>	<b>7</b>	<b>125</b>	<b>1505</b>	<b>12.0</b>	<b>8</b>	<b>76</b>	<b>215.0</b>

## Fumble Returns

Player	no.	yds	avg	td	lg
Jerrick Reed II	1	24	24.0	0	24
Reco Hannah	1	7	7.0	0	7
Jake Saltonstall	1	0	0.0	0	0
Bryce Santana	1	0	0.0	0	0
Ronald Wilson	1	0	0.0	0	0
<b>Total</b>	<b>6</b>	<b>31</b>	<b>5.2</b>	<b>0</b>	<b>24</b>
<b>Opponents</b>	<b>3</b>	<b>0</b>	<b>0.0</b>	<b>0</b>	<b>0</b>

# Individual Statistics

## Scoring

Player	td	fg	PAT						pts
			kick	rush	rcv	pass	dxp	saf	
George Steinkamp	-	3-7	10-11	-	-	-	-	-	19
Miles Kendrick	3	-	-	-	-	-	-	-	18
Sherod White	3	-	-	-	-	-	-	-	18
Luke Drzewiecki	-	4-6	4-4	-	-	-	-	-	16
Geordon Porter	2	-	-	-	-	-	-	-	12
Luke Wysong	2	-	-	-	-	-	-	-	12
Reco Hannah	1	-	-	-	-	-	-	-	6
Nate Jones	1	-	-	-	-	-	-	-	6
Jah'Mar Sanders	1	-	-	-	-	-	-	-	6
Justin Holaday	1	-	-	-	-	-	-	-	6
Christian Washington	1	-	-	-	-	-	-	-	6
<b>Total</b>	<b>15</b>	<b>7-13</b>	<b>14-15</b>	<b>0</b>	<b>0</b>	<b>0</b>	<b>0</b>	<b>0</b>	<b>125</b>
<b>Opponents</b>	<b>19</b>	<b>8-10</b>	<b>18-18</b>	<b>0</b>	<b>1</b>	<b>1</b>	<b>0</b>	<b>0</b>	<b>158</b>

## Field Goals

Player	fg	pct.	01-19	20-29	30-39	40-49	50-99	lg	blk
George Steinkamp	3-7	42.9	0-0	0-1	2-3	0-2	1-1	51	1
Luke Drzewiecki	4-6	66.7	0-0	0-0	2-4	2-2	0-0	44	0
<b>Opponents</b>	<b>8-10</b>	<b>80.0</b>	<b>1-1</b>	<b>1-1</b>	<b>1-2</b>	<b>4-5</b>	<b>1-1</b>	<b>50</b>	<b>0</b>

## FG Sequence

Team Name	New Mexico	Opponents
Boise St.	48	(48)
UTEP	30,(51),(37),31	(46)
UNLV	38,(36),(33)	(41),(50),(47)
Wyoming	45,22	(27),(19)
LSU		(31),38

Numbers in (parentheses) indicate field goal was made

## Total Offense

Player	g	plays	rush	pass	total	avg/g
Miles Kendrick	7	218	148	849	997	142.4
Nate Jones	6	76	280	0	280	46.7
Christian Washington	6	33	162	0	162	27.0
Sherod White	6	32	132	0	132	22.0
Jaden Hullaby	7	13	59	0	59	8.4
Bobby Wooden	5	6	56	0	56	11.2
Justin Holaday	2	11	29	15	44	22.0
C.J. Montes	2	8	32	0	32	16.0
Luke Wysong	6	18	31	0	31	5.2
Jah'Mar Sanders	4	2	25	0	25	6.3
Chad Alexander	4	5	13	0	13	3.3
Geordon Porter	6	2	7	0	7	1.2
Zach Vigil	3	1	2	0	2	0.7
Team	7	0	-13	0	-13	-1.9
<b>Total</b>	<b>7</b>	<b>429</b>	<b>963</b>	<b>864</b>	<b>1827</b>	<b>261.0</b>
<b>Opponents</b>	<b>7</b>	<b>432</b>	<b>802</b>	<b>1505</b>	<b>2307</b>	<b>329.6</b>

## Punting

Player	no.	yds	avg	lg	tb	fc	i20	50+	blk
Aaron Rodriguez	44	1975	44.9	63	3	18	11	12	0
Team	1	0	0.0	0	0	0	0	0	1
<b>Total</b>	<b>45</b>	<b>1975</b>	<b>43.9</b>	<b>63</b>	<b>3</b>	<b>18</b>	<b>11</b>	<b>12</b>	<b>1</b>
<b>Opponents</b>	<b>38</b>	<b>1651</b>	<b>43.4</b>	<b>56</b>	<b>4</b>	<b>16</b>	<b>10</b>	<b>3</b>	<b>0</b>

## Kickoffs

Player	no.	yds	avg	tb	ob	retn	net	ydl
George Steinkamp	29	1863	64.2	16	0			
<b>Total</b>	<b>29</b>	<b>1863</b>	<b>64.2</b>	<b>16</b>	<b>0</b>	<b>9</b>	<b>40.2</b>	<b>24</b>
<b>Opponents</b>	<b>33</b>	<b>1993</b>	<b>60.4</b>	<b>13</b>	<b>1</b>	<b>18</b>	<b>38.8</b>	<b>26</b>

# Individual Statistics

## All Purpose

Player	g	rush	rcv	pr	kr	ir	total	avg/g
Christian Washington	6	162	75	0	242	0	479	79.8
Nate Jones	6	280	6	0	30	0	316	52.7
Geordon Porter	6	7	263	0	0	0	270	45.0
Luke Wysong	6	31	189	28	22	0	270	45.0
Sherod White	6	132	71	0	0	0	203	33.8
Miles Kendrick	7	148	0	0	0	0	148	21.1
Jaden Hullaby	7	59	44	0	12	0	115	16.4
Jer'Marius Lewis	7	0	0	47	41	0	88	12.6
Bobby Wooden	5	56	30	0	0	0	86	17.2
Andrew Erickson	7	0	67	-2	0	0	65	9.3
Elijah Queen	7	0	35	0	0	0	35	5.0
C.J. Montes	2	32	0	0	0	0	32	16.0
Jah'Mar Sanders	4	25	5	0	0	0	30	7.5
Justin Holaday	2	29	0	0	0	0	29	14.5
Connor Witthoft	4	0	18	0	5	0	23	5.8
Reco Hannah	7	0	0	0	0	22	22	3.1
Trae Hall	5	0	21	0	0	0	21	4.2
Ronald Wilson	7	0	0	0	0	21	21	3.0
Austin Erickson	4	0	19	0	0	0	19	4.8
Christian Jourdain	3	0	18	0	0	0	18	6.0
Chad Alexander	4	13	0	0	0	0	13	3.3
Will Dennis	7	0	0	0	12	0	12	1.7
Donte Martin	5	0	0	0	0	7	7	1.4
Kade Zimmerman	5	0	3	0	0	0	3	0.6
Ian Shewell	7	0	0	0	0	2	2	0.3
Zach Vigil	3	2	0	0	0	0	2	0.7
Team	7	-13	0	0	0	0	-13	-1.9
<b>Total</b>	<b>7</b>	<b>963</b>	<b>864</b>	<b>73</b>	<b>364</b>	<b>52</b>	<b>2316</b>	<b>330.9</b>
<b>Opponents</b>	<b>7</b>	<b>802</b>	<b>1505</b>	<b>126</b>	<b>204</b>	<b>86</b>	<b>2723</b>	<b>389.0</b>

# Individual Statistics

## Team Defense

#	Player	gp	Tackles				Sacks	Pass defense			Fumbles		blkd	
			ua	a	tot	tfl/yds		no-yds	int-yds	brup	qbh	fr-yds	ff	kick
58	Cody Moon	7	24	29	53	6-35	3.5-25	.	3	3	.	.	.	.
9	Jerrick Reed II	7	28	22	50	2-7	.	.	8	.	1-24	1	.	.
24	A.J. Haulcy	7	19	18	37	2-7	.	1-0	3	1	.	2	.	.
44	Reco Hannah	7	13	23	36	4.5-28	3-23	1-22	1	4	1-7	1	.	.
4	A.J. Odums	7	17	12	29	.	.	1-0	3	.	.	.	.	.
18	Alec Morencio	7	13	14	27	0.5-1	.	.	.	1	.	.	.	.
36	Syaire Riley	6	12	14	26	2.5-10	.	.	.	.	.	.	.	.
6	Ronald Wilson	7	13	11	24	.	.	2-21	2	.	1-0	2	.	.
42	Dion Hunter	4	7	15	22	1.5-2	1-1	.	.	1	.	.	.	.
97	Justin Harris	7	10	11	21	4.5-21	3.5-17	.	3	2	.	.	.	.
8	Donte Martin	5	11	10	21	.	.	1-7	5	.	.	.	.	.
7	Tavian Combs	3	8	8	16	.	.	.	1	.	.	1	.	.
92	Omar Darame	7	6	10	16	3.5-25	1-16	.	.	.	.	2	.	.
95	Jake Saltonstall	7	4	10	14	1-2	.	.	.	1	1-0	.	.	.
5	Jer'Marius Lewis	7	4	5	9	.	.	.	1	.	.	.	.	.
51	Bryce Santana	7	4	4	8	1.5-4	1.5-4	.	1	.	1-0	1	.	.
16	Benji Johnson	5	4	3	7	.	.	.	.	.	.	.	.	.
30	Ray Leutele	3	3	3	6	1-7	1-7	.	.	1	.	.	.	.
99	Jaden Phillips	7	3	2	5	.	.	.	.	1	.	.	.	.
45	Kyler Drake	6	2	3	5	0.5-1	.	.	.	2	.	.	.	.
52	Ian Shewell	7	.	4	4	1-3	0.5-2	1-2	1	1	.	.	.	.
12	Antonio Hunt	7	.	4	4	.	.	.	.	.	.	.	.	.
21	Zach Morris	6	2	1	3	.	.	.	.	.	.	.	.	.
22	Christian Washington	6	2	.	2	.	.	.	.	.	.	.	.	.
26	Tate Zimmerman	6	1	.	1	.	.	.	.	.	.	.	.	.
91	OJ Bartley	5	1	.	1	.	.	.	.	.	.	.	.	.
14	Duece Jones	7	.	1	1	.	.	.	.	.	.	.	.	.
55	J.D. Roberts	4	1	.	1	.	.	.	.	1	.	.	.	.
11	Xavier Hailey	2	.	1	1	.	.	.	.	.	.	.	.	.
59	CJ Henry	1	.	1	1	.	.	.	.	.	.	.	.	.
85	Trace Bruckler	4	1	.	1	.	.	.	.	.	.	.	.	.
93	Destin Gainer	3	1	.	1	.	.	.	.	.	.	.	.	.
13	Bryson Taylor	4	1	.	1	.	.	.	.	.	.	.	.	.
17	Josh Williamson	1	.	1	1	.	.	.	.	.	.	.	.	.
46	Isaiah Perez	7	1	.	1	.	.	.	.	.	.	.	.	.
<b>Totals</b>		<b>7</b>	<b>216</b>	<b>240</b>	<b>456</b>	<b>32-153</b>	<b>15-95</b>	<b>7-52</b>	<b>32</b>	<b>19</b>	<b>6-31</b>	<b>10</b>	<b>0</b>	<b>0</b>
Opponents		7	236	236	472	62-219	25-135	8-86	21	16	3-0	3	2	0



# Game-By-Game Rushing/Receiving

## Rushing

Player	No-Yds/TD	Maine	Boise	UTEP	LSU	UNLV	UW	NMSU
Nate Jones	76-280/1	DNP	7-12/0	21-83/1	8-33/0	12-61/0	17-66/0	11-25/0
Miles Kendrick	76-148/3	11-40/0	12--30/0	8-26/0	5--21/0	8-50/2	19-72/1	13-11/0
Christian Washington	33-162/0	8-21/0	-	6-57/0	2-13/0	3-7/0	DNP	14-64/0
Sherod White	32-132/3	13-58/2	2-22/0	8-21/1	3-9/0	5-21/0	DNP	1-1/0
Luke Wysong	18-31/1	6-43/1	5-6/0	2-1/0	4--5/0	1--14/0	DNP	-
Jaden Hullaby	13-59/0	3-20/0	-	-	2-8/0	1--1/0	5-25/0	2-7/0
C.J. Montes	7-32/0	3-21/0	DNP	DNP	DNP	4-11/0	DNP	DNP
Justin Holaday	7-29/1	DNP	DNP	DNP	DNP	DNP	6-28/1	1-1/0
Bobby Wooden	6-56/0	3-30/0	1-15/0	-	DNP	1-5/0	1-6/0	DNP
Chad Alexander	5-13/0	5-13/0	-	DNP	-	DNP	-	DNP
Jah'Mar Sanders	2-25/1	2-25/1	DNP	-	DNP	DNP	-	-
Geordon Porter	2-7/0	-	-	-	2-7/0	-	DNP	-
Zach Vigil	1-2/0	1-2/0	DNP	-	-	DNP	DNP	DNP

## Receiving

Player	No-Yds/TD	Maine	Boise	UTEP	LSU	UNLV	UW	NMSU
Luke Wysong	20-189/1	3-51/1	4-16/0	5-37/0	1-4/0	2-6/0	DNP	5-75/0
Geordon Porter	16-263/2	5-54/1	2-73/1	2-13/0	1-6/0	6-117/0	DNP	-
Christian Washington	11-75/0	1-27/0	-	-	-	1-0/0	DNP	9-48/0
Sherod White	6-71/0	2-25/0	-	2-35/0	-	1-2/0	DNP	1-9/0
Andrew Erickson	5-67/0	-	-	1-9/0	-	-	2-46/0	2-12/0
Bobby Wooden	5-30/0	-	2-6/0	1-8/0	DNP	-	2-16/0	DNP
Nate Jones	4-6/0	DNP	-	1--3/0	1-3/0	-	2-6/0	-
Elijah Queen	3-35/0	-	-	-	-	-	2-31/0	1-4/0
Jaden Hullaby	2-44/0	1-6/0	-	-	1-38/0	-	-	-
Trae Hall	2-21/0	DNP	DNP	-	-	2-21/0	-	-
Austin Erickson	2-19/0	1-7/0	-	1-12/0	DNP	DNP	-	DNP
Connor Witthoft	2-18/0	DNP	DNP	DNP	-	1-6/0	-	1-12/0
Christian Jourdain	2-18/0	DNP	-	DNP	DNP	DNP	2-18/0	-
Jah'Mar Sanders	2-5/0	-	DNP	-	DNP	DNP	2-5/0	-
Kade Zimmerman	1-3/0	-	1-3/0	-	DNP	-	DNP	-
Tristan White	1-0/0	1-0/0	DNP	DNP	DNP	DNP	DNP	DNP

# Game-By-Game Passing

#5 Miles Kendrick	Comp	Att	Int	Pct	Yards	TD	Long	Sacked	Effic.
Maine	14	17	2	82.4	170	2	27	2-16	181.6
Boise St.	9	28	0	32.1	98	1	69	6-43	73.3
UTEP	13	19	1	68.4	111	0	28	2-9	107.0
LSU	4	6	0	66.7	51	0	38	4-20	138.1
UNLV	13	25	2	52.0	152	0	39	1-8	87.1
Wyoming	11	17	1	64.7	107	0	31	5-18	105.8
New Mexico St.	19	30	1	63.3	160	0	33	4-16	101.5
<b>Totals</b>	<b>83</b>	<b>142</b>	<b>7</b>	<b>58.5</b>	<b>849</b>	<b>3</b>	<b>69</b>	<b>24-130</b>	<b>105.8</b>

#7 C.J. Montes	Comp	Att	Int	Pct	Yards	TD	Long	Sacked	Effic.
UNLV	0	1	0	0.0	0	0	0	0-0	0.0
<b>Totals</b>	<b>0</b>	<b>1</b>	<b>0</b>	<b>0.0</b>	<b>0</b>	<b>0</b>	<b>0</b>	<b>0-0</b>	<b>0.0</b>

#10 Trae Hall	Comp	Att	Int	Pct	Yards	TD	Long	Sacked	Effic.
Wyoming	0	1	0	0.0	0	0	0	0-0	0.0
<b>Totals</b>	<b>0</b>	<b>1</b>	<b>0</b>	<b>0.0</b>	<b>0</b>	<b>0</b>	<b>0</b>	<b>0-0</b>	<b>0.0</b>

#12 Justin Holaday	Comp	Att	Int	Pct	Yards	TD	Long	Sacked	Effic.
Wyoming	1	4	1	25.0	15	0	15	1-5	6.5
<b>Totals</b>	<b>1</b>	<b>4</b>	<b>1</b>	<b>25.0</b>	<b>15</b>	<b>0</b>	<b>15</b>	<b>1-5</b>	<b>6.5</b>

# New Mexico Game-By-Game

Date	Opponent	Rushing				Receiving				Passing				Kick Returns				Punt Returns				tot off
		no.	yds	td	lg	no.	yds	td	lg	cmp	att	int	yds	td	lg	no.	yds	td	lg	no.	yds	
09/03/2022	Maine	56	267	4	22	14	170	2	27	14	17	2	27	0	0	0	0	3	34	0	19	437
09/09/2022	Boise St.	27	25	0	21	9	98	1	69	9	28	0	69	3	153	1	100	2	-5	0	0	123
09/17/2022	UTEP	45	188	2	30	13	111	0	28	13	19	0	28	0	0	0	0	0	0	0	0	299
09/24/2022	at LSU	27	37	0	10	4	51	0	38	4	6	0	38	3	56	0	23	0	0	0	0	88
09/30/2022	at UNLV	35	140	2	26	13	152	0	39	13	26	0	39	4	32	0	12	2	6	0	6	292
10/08/2022	Wyoming	48	197	2	18	12	122	0	31	12	23	0	31	3	71	0	30	3	45	0	36	319
10/15/2022	at New Mexico St.	42	109	0	10	19	160	0	33	19	30	0	33	4	52	0	17	2	-7	0	0	269
<b>New Mexico</b>		<b>280</b>	<b>963</b>	<b>10</b>	<b>30</b>	<b>84</b>	<b>864</b>	<b>3</b>	<b>69</b>	<b>84</b>	<b>149</b>	<b>8</b>	<b>69</b>	<b>17</b>	<b>364</b>	<b>1</b>	<b>100</b>	<b>12</b>	<b>73</b>	<b>0</b>	<b>36</b>	<b>1827</b>
<b>Opponents</b>		<b>222</b>	<b>802</b>	<b>8</b>	<b>49</b>	<b>125</b>	<b>1505</b>	<b>8</b>	<b>76</b>	<b>125</b>	<b>210</b>	<b>7</b>	<b>1505</b>	<b>9</b>	<b>204</b>	<b>0</b>	<b>36</b>	<b>16</b>	<b>126</b>	<b>1</b>	<b>34</b>	<b>2307</b>

## New Mexico Averages

Games	Avg/ rush	Avg/ catch	Pass effic	KR avg	PR avg	All purpose avg/game	Total offense avg/game
7	3.4	10.3	101.0	21.4	6.1	330.9	261.0

Date	Opponent	Tackles			Sacks	Fumble	Pass Defense			blkd kick	PAT attempts			off				
		ua	a	total			tfl-yds	no-yds	ff		fr-yds	int-yds	qbh	brup	kick	rush	rcv	saf
09/03/2022	Maine	18	30	48	4.0-31	3-29	1	1-7	1-21	5	5	0	5-6	0	0	0	6	41
09/09/2022	Boise St.	32	38	70	5.0-23	2-10	1	0-0	1-0	1	4	0	2-2	0	0	0	0	14
09/17/2022	UTEP	32	18	50	5.0-33	3-25	3	3-0	4-31	1	9	0	3-3	0	0	0	7	27
09/24/2022	at LSU	38	66	104	5.0-14	4-12	2	1-0	0-0	0	1	0	0-0	0	0	0	0	0
09/30/2022	at UNLV	39	32	71	4.0-18	2-14	1	1-24	1-0	4	4	0	2-2	0	0	0	7	20
10/08/2022	Wyoming	29	34	63	5.0-25	1-5	2	0-0	0-0	4	4	0	2-2	0	0	0	0	14
10/15/2022	at New Mexico St.	28	22	50	4.0-9	0-0	0	0-0	0-0	4	5	0	0-0	0	0	0	0	9
<b>New Mexico</b>		<b>216</b>	<b>240</b>	<b>456</b>	<b>32.0-153</b>	<b>15-95</b>	<b>10</b>	<b>6-31</b>	<b>7-52</b>	<b>19</b>	<b>32</b>	<b>0</b>	<b>14-15</b>	<b>0</b>	<b>0</b>	<b>0</b>	<b>20</b>	<b>125</b>
<b>Opponents</b>		<b>236</b>	<b>236</b>	<b>472</b>	<b>62.0-219</b>	<b>25-135</b>	<b>3</b>	<b>3-0</b>	<b>8-86</b>	<b>16</b>	<b>21</b>	<b>2</b>	<b>18-18</b>	<b>0</b>	<b>1</b>	<b>0</b>	<b>27</b>	<b>158</b>

Date	Opponent	Punting										Field Goals			Kickoffs			
		no.	yds	avg	long	blkd	tb	fc	50+	i20	md-att	long	blkd	no.	yds	avg	tb	ob
09/03/2022	Maine	2	80	40.0	43	0	1	1	0	0	0-0	0	0	7	461	65.9	5	0
09/09/2022	Boise St.	11	509	46.3	63	1	0	2	7	3	0-1	0	0	3	194	64.7	2	0
09/17/2022	UTEP	6	264	44.0	52	0	1	2	2	3	2-4	51	0	6	389	64.8	4	0
09/24/2022	at LSU	9	389	43.2	55	0	1	2	1	2	0-0	0	0	1	62	62.0	0	0
09/30/2022	at UNLV	5	219	43.8	51	0	0	4	1	1	2-3	36	0	5	320	64.0	2	0
10/08/2022	Wyoming	7	298	42.6	49	0	0	6	0	2	0-2	0	1	3	186	62.0	1	0
10/15/2022	at New Mexico St.	5	216	43.2	56	0	0	1	1	0	3-3	44	0	4	251	62.8	2	0
<b>New Mexico</b>		<b>45</b>	<b>1975</b>	<b>43.9</b>	<b>63</b>	<b>1</b>	<b>3</b>	<b>18</b>	<b>12</b>	<b>11</b>	<b>7-13</b>	<b>51</b>	<b>1</b>	<b>29</b>	<b>1863</b>	<b>64.2</b>	<b>16</b>	<b>0</b>
<b>Opponents</b>		<b>38</b>	<b>1651</b>	<b>43.4</b>	<b>56</b>	<b>0</b>	<b>4</b>	<b>16</b>	<b>3</b>	<b>10</b>	<b>8-10</b>	<b>50</b>	<b>0</b>	<b>33</b>	<b>1993</b>	<b>60.4</b>	<b>13</b>	<b>1</b>

# Opponent Game-By-Game

Date	Opponent	Rushing				Receiving				Passing				Kick Returns				Punt Returns				tot		
		no.	yds	td	lg	no.	yds	td	lg	cmp	att	int	yds	td	lg	no.	yds	td	lg	no.	yds	td	lg	off
09/03/2022	Maine	20	22	0	7	12	96	0	21	12	27	1	96	0	21	2	51	0	30	0	0	0	0	118
09/09/2022	Boise St.	36	148	0	16	16	170	3	47	16	27	1	170	3	47	0	0	0	0	4	27	1	19	318
09/17/2022	UTEP	21	54	1	10	20	299	0	76	20	46	4	299	0	76	2	36	0	22	3	41	0	34	353
09/24/2022	at LSU	41	219	4	49	33	414	1	57	33	39	0	414	1	57	1	23	0	23	4	31	0	20	633
09/30/2022	at UNLV	34	123	2	12	24	233	0	33	24	33	1	233	0	33	0	0	0	0	0	0	0	0	356
10/08/2022	Wyoming	39	130	0	26	10	174	2	47	10	21	0	174	2	47	2	33	0	17	0	0	0	0	304
10/15/2022	at New Mexico St.	31	106	1	37	10	119	2	31	10	17	0	119	2	31	2	61	0	36	5	27	0	10	225
<b>Opponents</b>		<b>222</b>	<b>802</b>	<b>8</b>	<b>49</b>	<b>125</b>	<b>1505</b>	<b>8</b>	<b>76</b>	<b>125</b>	<b>210</b>	<b>7</b>	<b>1505</b>	<b>8</b>	<b>76</b>	<b>9</b>	<b>204</b>	<b>0</b>	<b>36</b>	<b>16</b>	<b>126</b>	<b>1</b>	<b>34</b>	<b>2307</b>
<b>New Mexico</b>		<b>280</b>	<b>963</b>	<b>10</b>	<b>30</b>	<b>84</b>	<b>864</b>	<b>3</b>	<b>69</b>	<b>84</b>	<b>149</b>	<b>8</b>	<b>864</b>	<b>3</b>	<b>69</b>	<b>17</b>	<b>364</b>	<b>1</b>	<b>100</b>	<b>12</b>	<b>73</b>	<b>0</b>	<b>36</b>	<b>1827</b>

## Opponents Averages

Games	Avg/ rush	Avg/ catch	Pass effic	KR avg	PR avg	All purpose avg/game	Total offense avg/game
7	3.6	12.0	125.6	22.7	7.9	389.0	329.6

Date	Opponent	Tackles				Sacks	Fumble	Pass Defense			blkd	PAT attempts			off			
		ua	a	total	tfl-yds	no-yds	ff	fr-yds	int-yds	qbh	brup	kick	kick	rush	rcv	saf	t/o	pts
09/03/2022	Maine	35	48	83	5.0-20	2-16	1	0-0	2-16	0	1	0	0-0	0	0	0	0	0
09/09/2022	Boise St.	26	18	44	12.0-53	6-43	0	0-0	0-0	3	4	1	4-4	0	0	0	0	31
09/17/2022	UTEP	32	48	80	13.0-34	2-9	1	1-0	1-0	1	2	0	1-1	0	0	0	7	10
09/24/2022	at LSU	16	32	48	8.0-27	4-20	0	0-0	0-0	0	2	0	5-5	0	0	0	0	38
09/30/2022	at UNLV	36	28	64	8.0-29	1-8	0	0-0	2-62	2	3	0	2-2	0	1	0	10	31
10/08/2022	Wyoming	46	28	74	8.0-28	6-23	1	1-0	2-0	2	4	1	3-3	0	0	0	10	27
10/15/2022	at New Mexico St.	45	34	79	8.0-28	4-16	0	1-0	1-8	8	5	0	3-3	0	0	0	0	21
<b>Opponents</b>		<b>236</b>	<b>236</b>	<b>472</b>	<b>62.0-219</b>	<b>25-135</b>	<b>3</b>	<b>3-0</b>	<b>8-86</b>	<b>16</b>	<b>21</b>	<b>2</b>	<b>18-18</b>	<b>0</b>	<b>1</b>	<b>0</b>	<b>27</b>	<b>158</b>
<b>New Mexico</b>		<b>216</b>	<b>240</b>	<b>456</b>	<b>32.0-153</b>	<b>15-95</b>	<b>10</b>	<b>6-31</b>	<b>7-52</b>	<b>19</b>	<b>32</b>	<b>0</b>	<b>14-15</b>	<b>0</b>	<b>0</b>	<b>0</b>	<b>20</b>	<b>125</b>

Date	Opponent	Punting										Field Goals			Kickoffs			
		no.	yds	avg	long	blkd	tb	fc	50+	i20	md-att	long	blkd	no.	yds	avg	tb	ob
09/03/2022	Maine	8	336	42.0	49	0	1	4	0	2	0-0	0	0	1	65	65.0	1	0
09/09/2022	Boise St.	9	411	45.7	56	0	0	5	1	3	1-1	48	0	6	390	65.0	3	0
09/17/2022	UTEP	3	146	48.7	56	0	1	1	1	0	1-1	46	0	2	130	65.0	2	0
09/24/2022	at LSU	0	0	0.0	0	0	0	0	0	0	1-2	31	0	7	443	63.3	3	1
09/30/2022	at UNLV	5	199	39.8	45	0	0	1	0	1	3-3	50	0	7	321	45.9	1	0
10/08/2022	Wyoming	7	307	43.9	53	0	2	1	1	2	2-2	27	0	6	387	64.5	3	0
10/15/2022	at New Mexico St.	6	252	42.0	46	0	0	4	0	2	0-1	0	0	4	257	64.3	0	0
<b>Opponents</b>		<b>38</b>	<b>1651</b>	<b>43.4</b>	<b>56</b>	<b>0</b>	<b>4</b>	<b>16</b>	<b>3</b>	<b>10</b>	<b>8-10</b>	<b>50</b>	<b>0</b>	<b>33</b>	<b>1993</b>	<b>60.4</b>	<b>13</b>	<b>1</b>
<b>New Mexico</b>		<b>45</b>	<b>1975</b>	<b>43.9</b>	<b>63</b>	<b>1</b>	<b>3</b>	<b>18</b>	<b>12</b>	<b>11</b>	<b>7-13</b>	<b>51</b>	<b>1</b>	<b>29</b>	<b>1863</b>	<b>64.2</b>	<b>16</b>	<b>0</b>

# Game-By-Game Comparison

## 3rd-Down Conversions

Date	Opponent	Score	Overall	1st Qtr	2nd Qtr	3rd Qtr	4th Qtr	Overtime
09/03/2022	Maine	W 41-0	9-12 75.0	2-3 66.7	3-3 100.0	2-2 100.0	2-4 50.0	0-0 0.0
09/09/2022	Boise St.	L 14-31	1-14 7.1	1-4 25.0	0-5 0.0	0-3 0.0	0-2 0.0	0-0 0.0
09/17/2022	UTEP	W 27-10	3-15 20.0	0-3 0.0	2-5 40.0	0-3 0.0	1-4 25.0	0-0 0.0
09/24/2022	at LSU	L 0-38	1-10 10.0	1-4 25.0	0-1 0.0	0-3 0.0	0-2 0.0	0-0 0.0
09/30/2022	at UNLV	L 20-31	2-11 18.2	1-2 50.0	1-3 33.3	0-2 0.0	0-4 0.0	0-0 0.0
10/08/2022	Wyoming	L 14-27	2-13 15.4	1-2 50.0	1-4 25.0	0-3 0.0	0-4 0.0	0-0 0.0
10/15/2022	at New Mexico St.	L 9-21	3-16 18.8	1-3 33.3	0-4 0.0	0-2 0.0	2-7 28.6	0-0 0.0
<b>New Mexico</b>			<b>21-91 23.1</b>	<b>7-21 33.3</b>	<b>7-25 28.0</b>	<b>2-18 11.1</b>	<b>5-27 18.5</b>	<b>0-0 0.0</b>
<b>Opponents</b>			<b>26-91 28.6</b>	<b>1-14 7.1</b>	<b>9-30 30.0</b>	<b>5-21 23.8</b>	<b>11-26 42.3</b>	<b>0-0 0.0</b>

## 4th-Down Conversions

Date	Opponent	Score	Overall	1st Qtr	2nd Qtr	3rd Qtr	4th Qtr	Overtime
09/03/2022	Maine	W 41-0	0-1 0.0	0-1 0.0	0-0 0.0	0-0 0.0	0-0 0.0	0-0 0.0
09/09/2022	Boise St.	L 14-31	0-1 0.0	0-0 0.0	0-1 0.0	0-0 0.0	0-0 0.0	0-0 0.0
09/17/2022	UTEP	W 27-10	0-1 0.0	0-0 0.0	0-0 0.0	0-0 0.0	0-1 0.0	0-0 0.0
09/24/2022	at LSU	L 0-38	0-0 0.0	0-0 0.0	0-0 0.0	0-0 0.0	0-0 0.0	0-0 0.0
09/30/2022	at UNLV	L 20-31	0-1 0.0	0-0 0.0	0-0 0.0	0-0 0.0	0-1 0.0	0-0 0.0
10/08/2022	Wyoming	L 14-27	1-1 100.0	1-1 100.0	0-0 0.0	0-0 0.0	0-0 0.0	0-0 0.0
10/15/2022	at New Mexico St.	L 9-21	2-2 100.0	0-0 0.0	0-0 0.0	0-0 0.0	2-2 100.0	0-0 0.0
<b>New Mexico</b>			<b>3-7 42.9</b>	<b>1-2 50.0</b>	<b>0-1 0.0</b>	<b>0-0 0.0</b>	<b>2-4 50.0</b>	<b>0-0 0.0</b>
<b>Opponents</b>			<b>7-13 53.8</b>	<b>1-1 100.0</b>	<b>1-2 50.0</b>	<b>3-6 50.0</b>	<b>2-4 50.0</b>	<b>0-0 0.0</b>

## Time of Possession

Date	Opponent	Score	Overall	1st Qtr	2nd Qtr	3rd Qtr	4th Qtr	Overtime
09/03/2022	Maine	W 41-0	38:13	06:59	13:38	07:19	10:17	00:00
09/09/2022	Boise St.	L 14-31	26:11	08:25	08:27	05:23	03:56	00:00
09/17/2022	UTEP	W 27-10	36:33	07:10	11:53	08:24	09:06	00:00
09/24/2022	at LSU	L 0-38	22:53	09:00	03:28	03:48	06:37	00:00
09/30/2022	at UNLV	L 20-31	29:42	08:46	07:32	07:34	05:50	00:00
10/08/2022	Wyoming	L 14-27	31:11	10:15	07:33	06:33	06:50	00:00
10/15/2022	at New Mexico St.	L 9-21	36:10	07:16	10:20	03:24	15:10	00:00
<b>New Mexico</b>			<b>Total 220:53</b>	<b>57:51</b>	<b>62:51</b>	<b>42:25</b>	<b>57:46</b>	<b>00:00</b>
			<b>Avg. 31:33</b>	<b>08:16</b>	<b>08:59</b>	<b>06:04</b>	<b>08:15</b>	<b>00:00</b>



# Game-By-Game Tackles

## Total Tackles

Player	S-A	Total	Maine	Boise	UTEP	LSU	UNLV	UW	NMSU
Cody Moon	24-29	53	0-3	1-6	6-5	3-7	6-1	5-4	3-3
Jerrick Reed II	28-22	50	4-3	8-4	2-4	4-5	1-4	6-1	3-1
A.J. Haulcy	19-18	37	2-2	-	2-0	2-8	4-5	5-2	4-1
Reco Hannah	13-23	36	1-0	0-4	1-2	5-8	3-4	0-3	3-2
A.J. Odums	17-12	29	1-2	3-2	3-1	2-3	5-1	0-3	3-0
Alec Morenco	13-14	27	2-1	2-2	3-0	1-8	5-1	0-1	0-1
Syaire Riley	12-14	26	1-3	2-1	DNP	3-2	3-1	2-3	1-4
Ronald Wilson	13-11	24	1-1	1-4	2-2	1-1	4-1	4-1	0-1
Dion Hunter	7-15	22	DNP	DNP	DNP	1-4	5-3	0-5	1-3
Donte Martin	11-10	21	2-1	3-0	3-1	1-3	2-5	DNP	DNP
Justin Harris	10-11	21	0-3	1-4	2-0	4-2	-	3-1	0-1
Tavian Combs	8-8	16	1-3	6-5	1-0	DNP	DNP	DNP	DNP
Omar Darame	6-10	16	1-0	0-2	2-1	1-3	0-2	0-2	2-0
Jake Saltonstall	4-10	14	-	0-1	1-1	1-4	0-1	0-2	2-1
Jer'Marius Lewis	4-5	9	0-1	0-1	1-0	-	-	3-2	0-1
Bryce Santana	4-4	8	0-1	-	-	3-1	0-1	0-1	1-0
Benji Johnson	4-3	7	DNP	DNP	0-1	2-2	-	-	2-0
Ray Leutele	3-3	6	0-1	2-2	1-0	DNP	DNP	DNP	DNP
Jaden Phillips	3-2	5	1-1	-	1-0	0-1	1-0	-	-
Kyler Drake	2-3	5	DNP	1-0	-	1-1	0-1	0-1	-
Antonio Hunt	0-4	4	0-1	-	-	0-2	-	-	0-1
Ian Shewell	0-4	4	0-1	-	-	0-1	0-1	0-1	-
Zach Morris	2-1	3	-	-	-	2-0	-	0-1	DNP
Christian Washington	2-0	2	1-0	-	-	-	-	DNP	1-0
OJ Bartley	1-0	1	-	1-0	-	-	-	DNP	DNP
Destin Gainer	1-0	1	-	DNP	1-0	-	DNP	DNP	DNP
Bryson Taylor	1-0	1	DNP	DNP	-	-	DNP	-	1-0
Tate Zimmerman	1-0	1	-	-	-	-	-	1-0	DNP
Trace Bruckler	1-0	1	-	-	-	1-0	DNP	DNP	DNP
J.D. Roberts	1-0	1	-	DNP	DNP	-	-	DNP	1-0
Isaiah Perez	1-0	1	-	1-0	-	-	-	-	-
CJ Henry	0-1	1	0-1	DNP	DNP	DNP	DNP	DNP	DNP
Josh Williamson	0-1	1	DNP	DNP	DNP	DNP	DNP	DNP	0-1
Xavier Hailey	0-1	1	DNP	-	DNP	DNP	DNP	DNP	0-1
Duece Jones	0-1	1	0-1	-	-	-	-	-	-



**0** **Game 1: 9/3/2022**  
**Albuquerque, N.M.**  
**41** **Att: 15,166**

**31** **Game 2: 9/9/2022**  
**Albuquerque, N.M.**  
**14** **Att: 16,777**

**ALBUQUERQUE, N.M.** --- New Mexico's defense was stellar, allowing just 118 yards of offense and only seven first downs, all of which came in the second half and the Lobos never let Maine get inside the 38-yard line as UNM pitched a 41-0 shutout in its season opener. The Lobo shutout was the first since a 66-0 win in the 2015 season opener against Mississippi Valley State.

While the defense was the story, the Lobos revamped offense was clicking all night. UNM put up six touchdowns on 12 possessions (not counting two end of half kneel-downs) and the Lobos totaled 437 yards with 267 yards on the ground and 170 through the air.

Miles Kendrick, starting his first game for UNM as a graduate transfer from Kansas, went 14-for-17 passing for those 170 yards with two touchdowns. He also added 40 yards rushing on 11 carries, and one would never know he suffered a broken leg in 2021.

After an opening quarter that saw Ronald Wilson turn in an interception on the first defensive play of the season and UNM allow just seven yards, the Lobos got themselves on the board in the second three straight drives. Sherod White, earning his first career start, earned a four-yard touchdown, breaking two tackles on the way to the end zone. Luke Wysong then finished off the next two drives, the first on a 13-yard run and the second on a 10-yard pass from Kendrick.

All the while, the Lobo defense was stymieing the Black Bears, who entered the game having won five of its last six and with a veteran offensive team. The Lobos didn't allow a first down in the opening half and just 44 yards, 22 of which came on one play.

In the second half, Maine picked up a few first downs, but UNM never let the Black Bears sniff anything close to the end zone. Reco Hannah picked up a fumble, his first career takeaway as part of a one and half sack night for him, but it was more a team effort. Five Lobos broke up passes and UNM had three sacks and five QB hurries as UNM harassed quarterback Joe Fagnano into a 12-for-27 day for 96 yards with an interception and a lost fumble and -23 yards rushing.

White made it 28-0 with a 3-yard run midway through the quarter, and after Hannah's fumble recovery, true freshman Jah'Mar Sanders scored on a 10-yard run on his first career play to make it 34-0.

Geordon Porter's 7-yard touchdown catch ended the scoring, and the night for Kendrick as well. From there, the only drama was would UNM's defense be able to maintain the shutout, and the Lobos were more than true to the task. Up 41-0 the Lobos turned in a quick three-and-out allowing just a yard. Maine had one more drive left in them and after moving the ball to near midfield, Fagnano threw incomplete with freshmen JD Roberts in his face, the last of UNM's five hurries.

**ALBUQUERQUE, N.M.** --- Boise State held New Mexico's offense to just 123 yards and the Broncos blocked a punt for a touchdown for the third time in the last two meetings as the Broncos defeated the Lobos 31-14 at University Stadium.

The game was a defensive battle from the start, but a pair of long passes, one for 41 yards and one for 47 led to a pair of first half scores, one an 18-yard pass from Hank Bachmeier for Latrell Caples and the other a 48-yard Jonah Dalmas field goal.

That was all BSU got in the first half and UNM's defense was all over the field, limiting the Broncos to just 139 yards of offense and five first downs. The issue was BSU's defense was equal to the task. UNM drove into Boise State territory twice, once to the 41 that ended in a punt by Aaron Rodriguez and the other was a late drive to end the first half that ended in a 48-yard field goal that drifted just wide right.

Boise State coming out of the half couldn't muster too much, but their opening punt pushed UNM back inside their own 20, and the Broncos forced a punt. Rodriguez rolled right but BSU brought the house and got a piece of it and recovered the ball in the end zone to make it 17-0.

BSU made it 24-0 on the first play of the fourth quarter on a Bachmeier 3-yard screen pass to George Holani, but UNM got on the board on the next drive. On the first play after a 31-yard kickoff return by true freshman Christian Washington, Miles Kendrick hit Geordon Porter in stride for a nice 69-yard scoring strike. Luke Drzewiecki added the extra point and that made it 24-7.

UNM then stopped BSU when Ronald Wilson picked off Bachmeier at the 3-yard line, but UNM couldn't gain a first down and punted the ball away. Boise State took advantage of a short field and got another Bachmeier to Caples touchdown, this from four yards to make it 31-7. UNM answered right back as Christian Washington took the ensuing kickoff five yards deep and raced right up the middle for a 100-yard kickoff return for a touchdown.

That was as close as UNM would get, although UNM's defense got another stop and got the ball back with 4:09 to go at its own 26, but the Lobos went three-and-out, and the game was effectively over from there.

Team	1st	2nd	3rd	4th	Total
Maine	0	0	0	0	0
New Mexico	0	21	13	7	41

Team	1st	2nd	3rd	4th	Total
Boise State	0	10	7	14	31
New Mexico	0	0	0	14	14

**SCORING SUMMARY**

Team	Qtr	Time	Scoring Play	Plays-Yds, TOP	UNM-UM
UNM	2	14:53	Sherod White 4 run (George Steinkamp kick)	10-60, 5:47	7-0
UNM	2	8:24	Luke Wysong 13 run (G. Steinkamp kick)	8-51, 3:52	14-0
UNM	2	3:57	Wysong 10 pass from Miles Kendrick (G. Steinkamp kick)	6-61, 2:53	21-0
UNM	3	7:45	S. White 3 run (G. Steinkamp kick)	10-80, 5:02	28-0
UNM	3	4:40	Jah'Mar Sanders 15 run (G. Steinkamp kick failed)	5-51, 2:17	34-0
UNM	4	9:28	Geordon Porter 7 pass from Kendrick (G. Steinkamp kick)	7-47, 3:23	41-0

**SCORING SUMMARY**

Team	Qtr	Time	Scoring Play	Plays-Yds, TOP	UNM-BSU
UNM	2	14:53	Latrell Caples 18 pass from Hank Bachmeier (Jonah Dalmas kick)	8-91, 3:20	0-7
UNM	2	6:57	Dalmas 48 FG	6-35, 2:27	0-10
UNM	2	9:49	Deven Wright blocked punt recovery in end zone (Dalmas kick)		0-17
UNM	3	14:53	George Halani 3 pass from Bachmeier (Dalmas kick)	8-86, 4:07	0-24
UNM	3	14:35	Geordon Porter 69 pass from Miles Kendrick (Luke Drzewiecki kick)	1-69, 0:11	7-24
UNM	4	6:21	Caples 4 pass from Bachmeier (Dalmas kick)	7-31, 3:55	7-31
UNM	4	6:07	Christian Washington 100 kickoff return (Drzewiecki kick)		14-31

**TIME DETAILS**

Kickoff time: 6:02 PM End of Game: 9:16 PM Total elapsed: 3:13

**TIME DETAILS**

Kickoff time: 7:03 PM End of Game: 10:23 PM Total elapsed: 3:20

	Maine	New Mexico
First Downs	7	27
Rushes-Yards	20-22	56-267
C-A-I-Yards	12-27-1-96	14-17-2-170
Plays-Total Offense	47-118	73-437
Fumbles-Lost	2-1	3-0
Penalties-Yards	9-75	9-90
Punts-Avg	8-42.0	2-40.0
Time of Possession	21:40	38:20
3rd Downs	1-13	9-12
4th Downs	1-3	0-1

	Boise State	New Mexico
First Downs	15	8
Rushes-Yards	36-148	27-25
C-A-I-Yards	16-27-1-170	9-28-0-98
Plays-Total Offense	63-318	55-123
Fumbles-Lost	1-0	1-0
Penalties-Yards	6-78	7-39
Punts-Avg	9-45.7	11-46.3
Time of Possession	33:49	26:11
3rd Downs	4-15	1-14
4th Downs	1-1	0-1

**Passing:** UM-Joe Fagnano 12-27-1-96; UNM-Miles Kendrick 14-17-2-170, 2 TD.

**Passing:** BSU-Hank Bachmeier 16-27-1-170, 3 TD ; UNM-Miles Kendrick 9-28-0-98, 1 TD.

**Rushing:** UM-Tavion Banks 5-22, Elijah Barnwell 3-7, Rohan Jones 2-6, Xavier Scott 1-5, John Gay 3-5, Joe Fagnano 6-(-23); UNM- Sherod White 13-58, Luke Wysong 6-43, Miles Kendrick 11-40, Bobby Wooden 3-30, Jah.Mar Sanders 2-25, Christian Washington 8-21, C.J. Montes 3-21, Jaden Hullaby 3-20, Chad Alexander 5-13, Zach Vigil 1-2, Team 1-(-6).

**Rushing:** BSU-Ashton Jeanty 12-72, George Holani 20-67, Billy Bowens 1-12, Stefan Cobbs 1-7, Hank Bachmeier 2-(-10); UNM- Sherod White 2-22, Bobby Wooden 1-15, Nate Jones 7-12, Lyke Wysong 5-6, Miles Kendrick 12-(-30).

**Receiving:** UM- Shawn Bowman 3-40, Xavier Scott 3-17, Montigo Moss 2-19, Tyrese Baptiste 1-13, Tavion Banks 1-3, Kobay White 1-2, Freddie Brock 1-2; Geordon Porter 5-54, Luke Wysong 3-51, Sherod White 2-25, Christian Washington 1-27, Austin Erickson 1-7, Jaden Hullaby 1-6, Tristan White 1-0.

**Receiving:** BSU-George Holani 4-14, Riley Smith 4-10, Billy Bowens 3-50, Ashton Jeanty 2-27, Latrell Caples 3-22, Cole Wright 1-47; UNM-Luke Wysong 4-16, Geordon Porter 2-73, Bobby Wooden 2-6, Kade Zimmerman 1-3.



**10** **Game 3: 9/17/2022**  
**27** **Albuquerque, N.M.**  
**Att: 15,269**



**0** **Game 4: 9/24/2022**  
**38** **Baton Rouge, La.**  
**Att: 100,501**

**ALBUQUERQUE, N.M.** --- New Mexico got an early 22-yard touchdown from linebacker Reco Hannah on an interception return and the Lobo defense was stout all game with seven takeaways as the Lobos defeated UTEP 20-3 in a game that wasn't nearly as close as the final score would suggest. The seven takeaways were the most for UNM since getting seven on five interceptions and two fumbles in a 20-13 win over Memphis on November 22, 1986.

The Lobos also got a 3-yard touchdown from Sherod White in the second quarter and a pair of field goals in the first half, one from Luke Drzewiecki from 37 yards out and one from George Steinkamp from a career-best 51 yards away.

The Lobos were dominant in the first half, outgaining the Miners 217 to 76. The Lobos got on the board first when Miles Kendrick methodically moved UNM from its own 20 to the UTEP 18-yard line, and that led to a 37-yard field goal by Luke Drzewiecki, giving UNM a 3-0 lead. After UNM pinned UTEP at its 15 on the kickoff, Jerrick Reed II made back-to-back big plays. First, he knocked away short pass, and then he got his hand on a pass, deflecting it right to Reco Hannah. Hannah picked it off and raced untouched into the end zone for a 10-0 lead.

From there, UNM's defense kept it up. The defense held for a three-and-out, and then had to face a short field after a 34-yard punt return gave UTEP the ball at the Lobo 42. However, the Miners could only muster a 46-yard field goal.

The Lobos took a 17-3 lead on a picture-perfect 75-yard drive. Nate Jones converted a third down with a 21-yard run, and then he added 14 on the next play. Kendrick turned in a 22-yard run on the drive which was capped by a 3-yard Sherod White touchdown.

George Steinkamp's career-long 51-yarder at the end of the half gave UNM a 20-3 lead. It was coming out of half that the game turned, and it was turned in by a true freshman. Tyrin Smith caught a pass over the middle on the opening drive of the second half and raced to the corner of the end zone, being chased by A.J. Haulcy. Smith raced 76 yards and looked to have scored, but Haulcy, who gave chase for about 50 yards, karate chopped the ball out of Smith's hands, and it hit the pylon. Instead of a 76-yard touchdown and a 20-10 game, UNM got a touchback, and crused any momentum UTEP tried to gain out of the half.

UNM had chances to extend the lead but Drzewiecki hit the upright from 30 and missed wide right from 31. UTEP finally got in the end zone with 4:41 to go when Deion Hankins scored to make it 20-10. UNM recovered the ensuing inside kick and Nate Jones eventually punched the ball in from five yards out to clinch it.

**BATON ROUGE, La.** --- LSU was able to hold UNM's offense at bay, and the Tigers were able to move the ball as LSU picked up a 38-0 win over New Mexico in Baton Rouge. The Tigers moved to 3-1 on the year and New Mexico fell to 2-2. UNM has a short week to get ready for UNLV in Las Vegas on Friday night in a game on CBS Sports Network.

The game stayed close in the opening half as LSU led just 10-0 for most of the half until a last-minute touchdown gave LSU a 17-0 lead at the break.

The Lobos had a few near misses on offense in the opening half, twice nearly converting third-and-longs, falling a yard short. LSU opened the game with a short field after a punt, going 57 yards in eight plays with Armoni Goodwin scoring from five yards out. Damian Ramos added a 31-yard field goal for a 10-0 lead.

UNM had a chance to cut into the lead when Jaden Hullaby and Miles Kendrick connected for a 38-yard pass play down to the LSU 43-yard line, but UNM couldn't get a first down and punted from the 38-yard line.

LSU made it 17-0 right before the half when it converted a fourth-and-inches from its own 37-yard line. The Tigers drove down the field and scored on third-and-goal from the 1-yard line when Armoni got his second to make it 17-0 at the break.

UNM got a stop to open the second half, getting a third and fourth down stop, giving the Lobos to ball near midfield, but UNM couldn't capitalize, punting the ball away. LSU got a pair of Noah Cain touchdowns on its next two drives to effectively put the game away, the last from 49 yards. UNM went three-and-out on all five of its second half drives.

While LSU outgained UNM 633-99, UNM ran just 33 offensive plays to LSU's 80, and UNM's defense wore down late in the game in combination with the 90-degree temperature.

Reco Hannah, Cody Moon and AJ Haulcy each had double-digit tackles.

Team	1st	2nd	3rd	4th	Total
UTEP	3	0	0	7	10
New Mexico	10	10	0	7	27

Team	1st	2nd	3rd	4th	Total
New Mexico	0	0	0	0	0
LSU	10	7	14	7	38

**SCORING SUMMARY**

Team	Qtr	Time	Scoring Play	Plays-Yds, TOP	UNM-UTEP
UNM	1	6:28	Luke Drzewiecki 37 FG	8-62, 3:56	3-0
UNM	1	6:03	Reco Hannah 22 interception return (Drzewiecki kick)		10-0
UTEP	1	1:21	Gavin Baechle 46 FG	6-13, 1:45	10-3
UNM	2	10:31	Sherod White 3 run (Drzewiecki kick)	8-75, 5:50	17-3
UNM	2	0:04	George Steinkamp 51 FG	5-33, 0:38	20-3
UTEP	4	4:41	Deion Hankins 1 run (Baechle kick)	7-53, 2:07	20-10
UNM	4	2:33	Nate Jones 5 run (Steinkamp kick)	5-21, 2:04	27-10

**SCORING SUMMARY**

Team	Qtr	Time	Scoring Play	Plays-Yds, TOP	LSU-UNM
LSU	1	9:52	Armoni Goodwin 5 run (Damian Ramos kick)	8-57, 2:49	7-0
LSU	1	2:23	Ramos 31 FG	7-71, 3:11	10-0
LSU	2	0:23	Goodwin 1 run (Ramos kick)	15-88, 5:44	17-0
LSU	3	5:27	Noah Cain 1 run (Ramos kick)	11-80, 5:44	24-0
LSU	3	1:45	Cain 49 run (Ramos kick)	4-74, 1:26	31-0
LSU	4	13:14	Brian Thomas, Jr. 57 pass from Garrett Nussmeier (Ramos kick)	4-73, 1:33	38-0

**TIME DETAILS**

Kickoff time: 6:03 PM      End of Game: 9:17 PM      Total elapsed: 3:14

**TIME DETAILS**

Kickoff time: 6:31 PM      End of Game: 9:19 PM      Total elapsed: 2:47

	UTEP	New Mexico
First Downs	17	17
Rushes-Yards	21-54	45-188
C-A-I-Yards	20-46-4-299	13-19-1-111
Plays-Total Offense	67-353	64-299
Fumbles-Lost	3-3	2-1
Penalties-Yards	8-93	8-75
Punts-Avg	3-32.0	6-33.8
Time of Possession	23:27	36:33
3rd Downs	2-11	3-15
4th Downs	2-5	0-1

	New Mexico	LSU
First Downs	2	28
Rushes-Yards	26-41	41-219
C-A-I-Yards	5-7-0-47	33-39-0-414
Plays-Total Offense	33-88	80-633
Fumbles-Lost	1-0	2-1
Penalties-Yards	2-14	5-60
Punts-Avg	9-43.2	0-0.0
Time of Possession	22:50	37:10
3rd Downs	1-10	7-13
4th Downs	0-0	2-3

**Passing:** UTEP-Gavin Hardison 19-44-3-280, Calvin Brownholtz 1-2-1-19; UNM-Miles Kendrick 13-19-1-111.

**Passing:** UNM-Miles Kendrick 5-7-0-47; LSU-Jayden Daniels 24-29-0-279; Garrett Nussmeier 9-10-0-135, 1 TD

**Rushing:** UTEP-Ronald Awatt 8-35, Deion Hankins 7-31, Walter Dawn 1-9, Tyrin Smith 1-5, Team 1(-1), Gavin Hardison 3(-25); UNM-Nate Jones 21-83, Christian Washington 6-57, Miles Kendrick 8-26, Sherod White 8-21, Luke Wysong 2-1.

**Rushing:** UNM-Nate Jones 8-33, Christian Washington 2-13, Sherod White 3-9, Jaden Hullaby 2-8, Geordon Porter 2-7, Luke Wysong 3(-1), Team 1(-7), Miles Kendrick 5(-21). LSU-Noah Cain 11-94, John Emery, Jr. 9-45, Jayden Daniles 9-37, Armoni Goodwin 8-24, Josh Williams 4-19.

**Receiving:** UTEP-Tyrin Smith 8-183, Reynaldo Flores 3-36, Kelly Akharaiyi 3-27, Walter Dawn, Jr. 3-15, Jeremiah Ballard 1-15, Deion Hankins 1-8, James Tupou 1-8; UNM-Luke Wysong 5-37, Sherod White 2-35, Geordon Porter 2-13, Austin Erickson 1-12, Andrew Erickson 1-9, Bobby Wooden 1-8, Nate Jones 1(-3).

**Receiving:** Luke Wysong 2-0, Jaden Hullaby 1-38, Geordon Porter 1-6, Nate Jones 1-3. LSU-Malik Nabers 6-65, Jack Bech 6-43, Jaray Jenkins 5-57, Kyren Lacy 4-41, Mason Taylor 4-34, Brian Thomas, Jr. 3-76, Josh Williams 2-31, Chris Hilton, Jr. 1-51, Kole Taylor 1-11, Armoni Goodwin 1-5.





**20** Game 5: 9/30/2022  
Las Vegas, Nev.  
**31** Att: 21,605



**27** Game 6: 10/8/2022  
Albuquerque, N.M.  
**14** Att: 14,226

**LAS VEGAS, Nev.** --- UNLV scored 24 unanswered points after UNM zipped out to a 17-0 lead in the second quarter to take a 31-20 win at Allegiant Stadium in Las Vegas. The Rebels moved to 4-1 on the season and 1-0 in the Mountain West's West Division while UNM fell to 2-3 and 0-2 overall in the Mountain Division. The Lobos now return home to face the Wyoming Cowboys on Saturday, October 8 at 5 p.m. on CBS Sports Network.

The Rebels took the lead in the opening moments of the fourth quarter when Aidan Robbins barreled in from three yards out to culminate an 80-yard drive that was benefited by a pair of UNM personal fouls. That touchdown drive came on the heels of a golden opportunity for UNM to take the lead again after having a 17-0 lead fall into a 17-17 tie, but George Steinkamp pulled a 38-yard field goal attempt wide left with 1:50 left in the third quarter. That was the end of a 64-yard, 10-play drive that saw UNM eat up 5:05 of the clock.

UNM got three points back when George Steinkamp hit his second field goal of the game, this from 36 yards out to cut the Rebel lead to 24-20 with 12:43 to go in the game. UNM had three chances to try and take the lead in the fourth quarter, but UNM went 3-and-out twice, and Miles Kendrick threw a pick-six interception by Cameron Oliver that was returned 21 yards for a clinching touchdown with just 28 seconds left.

The Lobos bolted out to a 14-0 lead on the strength of a long opening drive and a short field, both punctuated by Miles Kendrick touchdown runs. On the first drive of the game, UNM went 71 yards on nine plays with Kendrick scoring from eight yards out on a third-and-six play. After a UNM punt, UNM got the ball back when Ronald Wilson stripped Nick Williams on the very next play. The ball fell into the waiting arms of Jerrick Reed, who return it all the way to the UNLV 33-yard line.

From there, UNM punched it in again with Kendrick again scoring from eight yards out to make it 14-0.

From there, the second quarter was filled out field goals. George Steinkamp hit from 33 yards out to make it 17-0 before UNLV's Daniel Gutierrez hit from 41, 51 and 47 yards to make it 17-9 at the break.

UNM got a stop to open the second half, and Luke Wysong returned the ensuing punt 72 yards for a touchdown, but a holding penalty nullified that. UNM then went three-and-out and UNLV drove 76 yards in 12 plays with Doug Brumfield scoring from six yards out. Brumfield kept the drive alive, rushing for six yards on a fourth-and-two zone read keeper from the Lobo 38-yard line. A pass from Brumfield to Rocky White in the corner tied the game at 17-17.

Team	1st	2nd	3rd	4th	Total
New Mexico	14	3	0	3	20
UNLV	0	9	8	14	31

**SCORING SUMMARY**

Team	Qtr	Time	Scoring Play	Plays-Yds, TOP	UNLV-UNM
UNM	1	11:08	Miles Kendrick 8 run (George Steinkamp kick)	9-71, 3:52	0-7
UNM	1	3:24	Kendrick 8 run (Steinkamp kick)	6-33, 3:22	0-14
UNM	2	13:29	Steinkamp 33 FG	7-52, 2:59	0-17
UNLV	2	9:15	Daniel Gutierrez 41 FG	10-52, 4:14	3-17
UNLV	2	6:24	Gutierrez 50 FG	4-2, 1:57	6-17
UNLV	2	0:27	Gutierrez 47 FG	9-61, 2:45	9-17
UNLV	3	7:03	Doug Brumfield 6 run (Ricky White pass from Brumfield)	12-76, 4:39	17-17
UNLV	4	14:29	Aiden Robbins 3 run (Gutierrez kick)	6-80, 2:21	24-17
UNM	4	12:43	Steinkamp 36 FG	5-45, 1:40	24-20
UNLV	4	0:28	Cameron Oliver 21 interception return		31-20

**TIME DETAILS**

Kickoff time: 8:08 PM End of Game: 11:23 PM Total elapsed: 3:15

	New Mexico	UNLV
First Downs	18	22
Rushes-Yards	35-134	34-123
C-A-I-Yards	13-26-2-163	24-33-1-233
Plays-Total Offense	61-297	67-356
Fumbles-Lost	0-0	1-1
Penalties-Yards	6-73	8-80
Punts-Avg	5-43.8	5-40.0
Time of Possession	29:42	30:18
3rd Downs	2-11	4-13
4th Downs	0-1	1-1

**Passing:** UNM-Miles Kendrick 13-25-2-163, C.J.Montes 0-1-0-0. UNLV-Doug Brumfield 24-33-1-233

**Rushing:** UNM-Nate Jones 12-65, Miles Kendrick 8-50, Sherod White 5-21, Christian Washington 3-7, C.J. Montes 4-5, Bobby Wooden 1-5, Jaden Hullaby 1(-1), Luke Wysong 1(-14). UNLV-Aiden Robbins 23-79, Courtney Reese 3-25, Doug Brumfield, 8-19.

**Receiving:** UNM-Geordon Porter 6-117, Trae Hall 2-21, Luke Wysong 2-12, Connor Withoft 1-6, Christian Washington 1-5, Sherod White 1-2. UNLV-Ricky White 6-43, Senika McKie 5-72, Kalvin Souders 4-57, Aiden Robbins 3-23, Courtney Reese 3-3, Nick Williams 2-32, Shelton Zeon III 1-3.

**ALBUQUERQUE, N.M.** --- It was a familiar refrain for a second straight week as New Mexico bolted to a 14-0 first quarter lead, and then never got another score as Wyoming came back for a 27-14 win in front of 14,226 fans at University Stadium to drop UNM to 0-3 in the Mountain West and 2-4 overall. Wyoming moved to 2-1 in the league and 4-3 overall.

The Lobos travel for the Rio Grande Rivalry next week in Las Cruces against New Mexico State, which was idle.

New Mexico raced out to a 14-0 lead on the strength of back-to-back touchdown drives to open the game. The first drive opened the game and was a brilliant, going 75 yards over 16 plays with 7:08 burned off the clock. The drive featured the first fourth down conversion of the year as Nate Jones pushed the pile for two yards on a fourth-and-1 at the Wyoming 29-yard line.

The drive saw both Kendrick and Justin Holaday take snaps, with Kendrick converting a third-and-8 with a 9-yard pass to Bobby Wooden. Jaden Hullaby rushed for 10 yards to the two-yard line and Kendrick scored his team-high third touchdown of the season to make it 7-0. After a three-and-out, UNM set up shop at its own 33 and went 67 yards in six plays to make it 14-0.

Holaday started the drive with a 15-yard run, Nate Jones added 11 and Kendrick hit a big pass play, finding Andrew Erickson at the 10-yard line. Holaday then kept a ball on the option and bullied his way in for the 14-0 lead.

Wyoming got a score back when Andrew Peasley hit Treyton Welch from 47 yards out to make it 14-7 with 10:08 left in the half, and from there, it was a host of self-inflicted errors that did UNM in.

UNM was able to drive from its own 16 to the Wyoming 28 over the final 1:41, but George Steinkamp's 45-yard field goal clanged off the right upright and bounced across but in front of the crossbar to keep the score 14-7.

Wyoming tied it on the opening drive of the second half, when Peasley found Welch again, this time from 29 yards out. It looked like Reco Hannah and Cody Moon had him dead to rights but Hannah was spun around into Moon, and that gave Peasley enough time to hit Welch for the score.

From there, it was a series of mistakes that decided the game. First, Andrew Erickson muffed a punt at the UNM 15-yard line, and Wyoming converted that into a go-ahead field goal and a 17-14 lead. After UNM punted, the Lobos downed the ball early, stopping a rolling ball at the 10-yard line that would have rolled further, pinning Wyoming deep. Instead, Wyoming punted and Jer'Marius Lewis returned it 36 yards to the Wyoming 12-yard line, but after UNM go the 3-yard line, a holding penalty pushed them back, and Steinkamp eventually attempted a 22-yard field goal to tie the game.

His kick was low, and Gavin Myers blocked it. After an exchange of punts Wyoming got back into field goal range in the strength of a 34-yard conversion on third-and-4, and John Hoyland banged in a 19-yard field goal to make it 20-14.

UNM went backwards on the next drive, but a Wyoming punt to the 1-yard line left UNM needing to go 99 yards over the final 2:50. They got 29 of them. Kendrick, who was sacked five times, scrambled for 18 yards to the 20, and then he hit a diving Christian Jourdain for 10 to the 30. After a sack, he threw a pass well short of Duece Jones, and for the second straight week a final drive to take the lead ended in a defensive pick-six, this from 38 yards for Cameron Stone.

Team	1st	2nd	3rd	4th	Total
Wyoming	0	7	10	10	27
New Mexico	14	0	0	0	14

**SCORING SUMMARY**

Team	Qtr	Time	Scoring Play	Plays-Yds, TOP	UNLV-UNM
UNM	1	7:52	Miles Kendrick 2 run (George Steinkamp kick)	16-75, 7:08	0-7
UNM	1	3:17	Justin Holaday 8 run (Steinkamp kick)	6-67, 3:07	0-14
WYO	2	10:08	Treyton Welch 47 pass from Andrew Peasley (John Hoyland kick)	7-82, 2:07	7-14
WYO	3	11:32	Welch 29 pass from Peasley (Hoyland kick)	8-75, 3:28	14-14
WYO	3	6:09	Hoyland 27 FG	4-3, 1:18	17-14
WYO	4	8:42	Hoyland 19 FG	8-74, 3:34	20-14
WYO	4	1:09	Cameron Stone 38 interception return (Hoyland kick)		27-14

**TIME DETAILS**

Kickoff time: 5:08 PM End of Game: 8:31 PM Total elapsed: 3:23


	Wyoming	New Mexico
First Downs	14	19
Rushes-Yards	39-130	48-197
C-A-I-Yards	10-21-0-174	12-23-2-122
Plays-Total Offense	60-304	71-319
Fumbles-Lost	2-0	2-1
Penalties-Yards	2-15	8-70
Punts-Avg	8-33.5	7-42.6
Time of Possession	28:49	31:11
3rd Downs	6-16	2-13
4th Downs	0-0	1-1

**Passing:** Wyoming-Andrew Peasley 10-21-0-174; UNM-Miles Kendrick 11-17-1-107, Justin Holaday 1-4-1-15, Trae Hall 0-1-0-0, TEAM 0-1-0-0

**Rushing:** Wyoming-Dawaiian McNeely 12-62, Titus Swen 2-43, Joshua Braasch 3-9, Andrew Peasley 5-6, Wyatt Wieland 1-4, D.Q. James 1-0, TEAM 1(-1); UNM-Miles Kendrick 19-72, Nate Jones 17-66, Justin Holaday 6-28, Jaden Hullaby 5-25, Bobby Wooden 1-6.

**Receiving:** Wyoming- Treyton Welch 4-87, Titus Swen 2-43, Joshua Cobbs 1-16, Wyatt Wieland 1-14, Parker Christensen 1-8, Colin O'Brien 1-6. UNM-Andrew Erickson 2-46, Elijah Queen 2-31, Christian Jourdain 2-18, Bobby Wooden 2-16, Nate Jones 2-6, Jah'Mar Sanders 2-5.





**9** Game 7: 10/15/2022  
Las Cruces, N.M.  
**21** Att: 20,132

**LAS CRUCES, N.M.** --- It was another rough third quarter, and a key penalty that kept an Aggie drive alive proved critical and New Mexico State took the 112th edition of the Rio Grande Rivalry 21-9, its first win over UNM since a 30-28 win in Albuquerque in 2017.

The Lobos could only muster three field goals from freshman Luke Drzewiecki, and down 21-6, a 74-yard, 20 play drive that started at the UNM three after a penalty ended in just a field goal. Penalties were a key story of the game, as UNM had returned the kickoff from the endzone beyond the 30-yard line, but a block in the back at the 6-yard line meant UNM started at the 3.

Down 14-6 in the third quarter, UNM seemingly had the Aggies stopped on a 3rd-and-7 as Gavin Frakes' pass was going to be for no gain, but Justin Harris was flagged for a late hit to give NMSU a first down, and they turned that into a 2-yard rushing touchdown by Star Thomas.

UNM overall was flagged for 11 penalties for 64 yards, and NMSU picked up nine for 102. The Lobos, down 7-6 at the break, were outscored 14-0 in the third quarter, marking the sixth straight game UNM went scoreless in the third.

Offensively, the Lobos moved the ball a bit between the 20s, outgaining the Aggies 269-225, but every time UNM got momentum, a penalty seemingly hurt the drive. UNM also dealt with a slew of injuries in the game as leading receiver Geordon Porter missed the game with an injury, and starting center CJ James left the game in the second quarter, moving Isaak Gutierrez to center. UNM was already down one starter on the offensive line in Shancco Matautia, and then Gutierrez' replacement Zaccheus Williams also left with an injury.

UNM opened the game with the ball and went 61 yards in 11 plays, but a loss of six on a rushing play set UNM behind the chains, and the Lobos only got three yards on a third-and-long. That led to the first of Drzewiecki's three field goals and it was 3-0.

The Aggies got on the board after back-to-back penalties gave them first-and-goal at the Lobo 22, and Gavin Frakes hit Ahmonte Watkins for a 22-yard touchdown, and NMSU never trailed again.

Another promising Lobo drive stalled out inside the red zone when UNM suffered a false start on a 3rd-and-2, and the couldn't convert. Drzewiecki hit from 32 yards out to get UNM within a point, and it stayed that way into the halftime break.

The Lobos for the second straight week did not register a takeaway, marking exactly seven years since UNM's last win without registering a takeaway, October 15, 2015 when UNM beat Air Force 45-40 when neither team turned it over.

Team	1st	2nd	3rd	4th	Total
New Mexico	3	3	0	3	9
New Mexico State	7	0	14	0	21

**SCORING SUMMARY**

Team	Qtr	Time	Scoring Play	Plays-Yds, TOP	UNLV-UNM
UNM	1	9:27	Luke Drzewiecki 44 FG	11-61, 5:26	3-0
NMSU	1	3:00	Ahmonte Watkins 22 pass from Gavin Frakes (Brett Money kick)	5-61, 2:58	3-7
UNM	2	14:11	Drzewiecki 33 FG	7-51, 3:42	6-7
NMSU	3	11:16	Kordell David 31 pass from Frakes (Money kick)	1-31, 0:06	6-14
NMSU	3	4:55	Star Thomas 2 rush (Money kick)	10-47, 4:45	6-21
UNM	4	8:53	Drzewiecki 41 FG	20-74, 10:56	9-21

**TIME DETAILS**

Kickoff time: 6:07 PM      End of Game: 9:20 PM      Total elapsed: 3:12

	New Mexico	New Mexico State
First Downs	18	10
Rushes-Yards	42-109	31-106
C-A-I-Yards	19-30-1-160	10-17-0-119
Plays-Total Offense	72-269	48-225
Fumbles-Lost	0-0	1-0
Penalties-Yards	11-64	9-102
Punts-Avg	6-42.5	6-42.0
Time of Possession	36:10	23:50
3rd Downs	3-16	2-10
4th Downs	2-2	0-0

**Passing:** UNM-Miles Kendrick 19-30-1-160. NMSU-Gavin Frakes 10-17-0-119

**Rushing:** UNM-Christian Washington 14-64, Nate Jones 11-25, Miles Kendrick 13-11, Jaden Hullaby 2-7, Sherod White 1-1, Justin Holaday 1-1. NMSU-Star Thomas 13-54, Jamoni Jones 7-20, Ahmonte Watkins 6-17, Gavin Frakes 4-16, TEAM 1-(-1).

**Receiving:** UNM-Christian Washington 9-48, Luke Wysong 5-75, Andrew Erickson 2-12, Connor Witthoft 1-12, Sherod White 1-9, Elijah Queen 1-4. NMSU-Kordell David 3-44, Ahmonte Watkins 3-25, Trevor Stephens 1-20, Chris Bellamy 1-18, Sol Rascon 1-13, Star Thomas 1-(-1).