

SAN DIEGO STATE FOOTBALL

11 Bowl Appearances Since 2010 • 21 Conference Championships • 2016, 2015, 2012 Mountain West Champions

Contact: Jamie McConeghy, Senior Associate Athletic Director of Communications & Media Relations (jmcconeg@sdsu.edu)

LIVE COVERAGE

TV: FS1 | Stream: FoxSportsGo

Dan Hellie (play-by-play)
Petros Papadakis (analysis)
Joe Williams (producer)



Aztecs Radio Network: San Diego Sports 760

pregame starts two hours before kickoff; postgame show is one hour

Ted Leitner (play-by-play)
Rich Ohrnberger (analyst)
Jon Schaeffer (pre, half)
J.R. Tolver (pre)
Ben Fletcher (post)



Live Stats: GoAztecs.com

THE SERIES (complete series info on pg. 8)

Series: San Diego State leads, 28-15; SDSU won 8 straight

Home: 15-8, Away: 13-7

SDCCU/Qualcomm / Jack Murphy/SD: 14-7

University Stadium: 13-5

MW Games: 9-9; WAC Games: 18-3

Longest SDSU Win Streak: 13, 1984-1996

Longest UNM Win Streak: 8, 2001-08

2022 SCHEDULE

	Arizona Sat., Sept. 3 12:30 p.m. PT San Diego, Calif. CBS	L, 20-38
	Idaho State Sat., Sept. 10 5 p.m. PT San Diego, Calif. MW	W, 38-7
	No. 14/15 Utah Sat., Sept. 17 8 p.m. MT Salt Lake City, Utah ESPN2	L, 7-35
	Toledo Sat., Sept. 24 12:30 p.m. PT San Diego, Calif. FS1	W, 17-14
	at Boise State* Fri., Sept. 30 6 p.m. MT Boise, Idaho FS1	L, 13-35
	Hawaii** Sat., Oct. 8 7:30 p.m. PT San Diego, Calif. CBSSN	W, 16-14
	at Nevada* Sat., Oct. 22 7:30 p.m. PT Reno, Nev. CBSSN	W, 23-7
	at Fresno State* Sat., Oct. 29 7:30 p.m. PT Fresno, Calif. FS1	L, 28-32
	UNLV* Sat., Nov. 5 4 p.m. PT San Diego, Calif. CBSSN	W, 14-10
	San José State* Sat., Nov. 12 7:30 p.m. PT San Diego, Calif. FS1	W, 43-27
	at New Mexico* Friday, Nov. 18 7:45 p.m. MT Albuquerque, N.M. FS1	
	Air Force* Saturday, Nov. 26 6 p.m. PT San Diego, Calif. CBSSN	

TOC	Page No.	TOC	Page No.
Media Availability	2	Roster/Two-Deep	22-24
General Notes	3-18	Game Recaps	25-35
Series History	8-10	Player Profiles	35-75
MW / Opponent Info	19	Statistics	76-90
Coaching Staff	20-21	Last Time it Happened	91-93

GAME 11

SAN DIEGO STATE (6-4, 4-2 MW) at NEW MEXICO (2-8, 0-6 MW)

Friday, Nov. 18, 2022 ■ 7:45 p.m. MT ■ Albuquerque, N.M. ■ University Stadium (39,224)



AZTECS

2022 Record: 6-4 (4-2 MW)
Head Coach: Brady Hoke
Record at SDSU: 35-22 (fifth season)
Career Record: 100-80 (15th season)

LOBOS

2022 Record: 2-8 (0-6 MW)
Head Coach: Danny Gonzales
Record at New Mexico: 7-22 (third season)
Career Record: Same



SAN DIEGO STATE HEADS TO NEW MEXICO FOR FINAL REGULAR-SEASON ROAD GAME

- Coming off its first 40-point game against an FBS opponent in almost three years and first against a Mountain West foe in five seasons, San Diego State travels to New Mexico for its final road game of the regular season on Friday night.
- It's the lone road contest in November for the Aztecs (6-4, 4-2 MW) but the 28th played outside San Diego County in their last 34 games. Prior to this season, SDSU had played its previous 23 games (two-plus seasons) out of San Diego County, including 12 "home" contests at Dignity Health Sports Park in Carson, California, some two hours away from the San Diego State campus.
- The Friday night matchup with the Lobos (2-8, 0-6 MW) is one of two down the stretch where the Aztecs have had plenty of recent success. SDSU has won eight consecutive games in the series with UNM. San Diego State closes out its regular season at home against Air Force on Nov. 26, a team the Aztecs have beaten nine straight times. The last loss by SDSU to a New Mexico or AFA team was a 26-14 setback at Air Force on Sept. 26, 2009.
- Friday marks the 44th meeting between the Lobos and the Aztecs with SDSU owning a 28-15 series advantage.
- SDSU's 28 victories are the second most for the program against any Division I opponent, trailing 30 wins over Fresno State.
- The Aztecs are coming off a 43-27 win over San Jose State last Saturday night. SDSU spotted the Spartans 14 points before scoring the next 38, cruising to a 16-point triumph and becoming bowl eligible for a 13th straight season. Jalen Mayden threw for 268 yards and a career-high three touchdowns, improving to 4-1 as the team's starting quarterback. Against a 6-2 Spartan team that was ranked in the top 30 on defense in scoring (10th, 16.38), passing (28th, 196.50), rushing (28th, 120.38), total (20th, 316.88) and pass efficiency (34th, 122.58), San Diego State managed 43 points, 268 passing yards, 157 rushing yards, 425 total yards and a 206.14 pass efficiency rating. The 206.14 pass efficiency rating was the highest allowed by San José State since a 245.7 mark against SDSU on Nov. 4, 2017. San Diego State overcame a 14-point deficit for the first time since Nov. 9, 2013 and Mayden became the first Aztec quarterback to be named the Mountain West Offensive Player of the Week since Ryan Katz on Oct. 8, 2012.
- Jordan Byrd woke SDSU up with a 95-yard kick return touchdown, the third of his career. It was San Diego State's 14th kick return touchdown since 2015, the most in the country.
- Byrd is the first FBS player with at least one rushing touchdown, receiving touchdown, kick return touchdown and punt return touchdown in the same season since Temple's Isaiah Wright in 2018 and just the second Aztec since at least 1996 (Rashaad Penny in 2017). No other Mountain West player has accomplished the feat (league started in 1999).
- After giving up 14 points and 104 yards on SJSU's first two drives, San Diego State held the Spartans to 13 points and 119 yards over their final nine drives of the game. The Aztecs sacked SDSU five times and have 18 total over the last four games.
- San Diego State continues to play its best football over the last half of the season in all three phases. Through its first five games, SDSU averaged 19.0 points, 12.4 first downs, 65.6 passing yards, 258.2 total yards, 28:21 time of possession and an 18.2 third-down conversion percentage. Since head coach Brady Hoke made coaching changes (moving associate head coach/running backs coach Jeff Horton to offensive coordinator and adding Ryan Lindley to the staff as the quarterbacks coach) and Jalen Mayden became the team's quarterback, over the last five games (since Oct. 8) San Diego State is averaging 24.8 points, 20.6 first downs, 250.6 passing yards, 384.6 total yards, 34:37 time of possession and a 41.4 third down pct. **See comparison on page 3.**
- Defensively, San Diego State is looking more like its defense of the last decade following its bye week. Over the last four weeks (since Oct. 22), the Aztecs have 18 sacks (4.5 avg.), 34 tackles for loss (8.5), 104 pressures (26.0, sacks/hits/hurries according to Pro Football Focus) and forced nine turnovers (2.3), while allowing just 291.5 total yards and 44.5 rushing yards per game. Over the first six games, SDSU totaled eight sacks (1.3 avg.), 29 tackles for loss (4.8), 97 pressures (16.2) and forced nine turnovers (1.5), while allowing 394.2 yards and 166.7 rushing yards per game. **See comparison on page 3.**
- ESPN's special teams efficiency rating, meanwhile, has San Diego State at 79.6, which ranks second in FBS, trailing only South Carolina (80.6).

MOST NON-OFFENSIVE TOUCHDOWNS IN 2022

Rk.	School	TDs
1.	Western Kentucky	7
2.	San Diego State	5
	Cincinnati	5
	Middle Tennessee	5
	Mississippi State	5
	Pittsburgh	5

SDSU also has 10 non-offensive touchdowns since the start of the 2021 season (7-3rd in FBS) and 14 since 2020 (3rd in FBS).

FIVE OR MORE 10+ WIN SEASONS / SINCE 2015

School
Alabama
Appalachian State
Clemson
Georgia
Notre Dame
Ohio State
Oklahoma
San Diego State

COMBINED FB & MBB WINNING PCT. / SINCE 2010

Below is a list of the highest combined football and men's basketball winning pct. (through Nov. 12).

Rk.	School	Pct.
1.	Ohio State	.749
2.	San Diego State	.735
3.	Oregon	.719
4.	Wisconsin	.706
5.	Michigan State	.704
6.	Cincinnati	.7027
7.	Duke	.7026
8.	Kentucky	.696
9.	Michigan	.694
10.	Baylor	.686

SAN DIEGO STATE MEDIA AVAILABILITY: NEW MEXICO

13	SUN	14	MON	15	TUE	16	WED	17	THU	18	FRI	19	SAT
Closed Practice No media availability.		First 10 minutes of practice are open to members of the media that cover San Diego State athletics on a regular basis. Must RSVP. Contact the media relations office for details. Game Notes Available		FINAL MEDIA DAY FOR COACHES/STUDENT-ATHLETES SDSU News Conference 12:15 p.m. - Coach Hoke 12:30 p.m. - Student-Athletes Contact the media relations office for details. Closed Practice News Conference Video News Conference Quotes		Closed Practice No media availability. 6 p.m. - The Brady Hoke Show live on XTRA 1360. Broadcast Flip Card Available		Closed Practice No media availability.		San Diego State at New Mexico, 7:45 p.m. MT (6:45 p.m. PT) on FS1 Postgame News Conference - San Diego State's locker room is closed. Coach Hoke and selected players will be available after a cooling off period. Contact the media relations office for details. Live: Game Live: Stats Game Stats Postgame Notes Postgame Quotes News Conference Archive Highlights		No Practice No media availability.	

Items in red are sent out to the media distribution list and/or are available on that day at GoAztecs.com.

SDSU MEDIA RELATIONS

Phone: (619) 594-5547

Fax: (619) 582-6541

Overnight Address:

Aztec Athletics Center, Suite 3014
5302 55th Street
San Diego, CA 92182-4309

Website: GoAztecs.com

Public Twitter: GoAztecs

Game Notes Twitter: GoAztecsStats

Jamie McConeghy*% | Senior Assoc. AD/Comm. & Media Relations

Office: (619) 594-3023 **Cell:** (607) 435-5577

E-Mail: jmcconeg@sdsu.edu

Michael Abbott^ | Assistant Media Relations Director

Office: (619) 594-5242

E-Mail: mjabbot@sdsu.edu

Richard Stern | Assistant AD - Media Relations

Office: (619) 594-5548

E-Mail: rstern@sdsu.edu

Ben Pearson | Assistant Media Relations Director

Office: (619) 594-2576

E-Mail: bpearson@sdsu.edu

Jim Solien | Assistant Media Relations Director

Office: (619) 594-2576

E-Mail: jsolien@sdsu.edu

Jenna Meyer% | Media Relations Coordinator

Office: (619) 594-5547

E-Mail: jameyer@sdsu.edu

Jason Bott | Coordinator of Multimedia Productions

Office: (619) 594-2428

E-Mail: jbott@sdsu.edu

PRACTICE

All practices are closed to both the public and the media with the exception being the first 10 minutes of Monday and Tuesday's workouts (media only). Members of the media planning to attend Monday or Tuesday's practice will need to email the media relations office to be placed on a list to gain access to the practice fields.

Post-practice interview requests should be submitted to the San Diego State media relations office no later than noon PT on the day of the potential interview. Other interview requests must be made at least 24 hours in advance.

TUESDAY NEWS CONFERENCE

SDSU will hold its news conference on Tuesday's at 12:15 p.m. PT. In addition to head coach Brady Hoke, select student-athletes will also be available.

Contact the SDSU media relations office for more details.

A brief transcript of the weekly media luncheon will be posted on GoAztecs.com. Contact the media relations office for additional details.

THE BRADY HOKE RADIO SHOW

This season, the Brady Hoke Show will air live weekly on Wednesday evenings from 6-7 p.m. PT on San Diego Sports 760.

VIDEO FOOTAGE OF GAMES

Video highlights and interview footage will once again be available to the media for San Diego State road games (time permitting). For more information contact coordinator of multimedia productions Jason Bott (619) 253-4921 or via e-mail at jbott@sdsu.edu.

COLLEGEPRESSBOX.COM

CollegePressBox.com is the official media website for Mountain West football. Access and download weekly game notes, quotes, statistics, media guide headshots, logos and more for the conference and each of its 12 member schools throughout the season. Login information will be distributed by the conference office to accredited media or you can apply for a password by sending an email to password@collegepressbox.com.

* primary football contact; ^ interim secondary football contact; % credential requests

A TALE OF TWO SEASONS / OFFENSE

Below is a comparison of the first five games for San Diego State and the last five after making coaching changes (moving associate head coach/running backs coach Jeff Horton to offensive coordinator and adding Ryan Lindley to the staff as the quarterbacks coach) and Jalen Mayden became the team's quarterback (since Oct. 8). *(Rankings out of 131 schools in parenthesis)*

	Scoring	Total Off.	Passing	1stD	3rdD%	TOP	Penalties	Record
First Five Games	19.0 (116)	258.2 (127)	65.6 (131)	62 (130)	18.2 (131)	28:21 (101)	44 (122)	2-3 (83)
Last Five Games	24.8 (77)	384.6 (62)	250.6 (44)	103 (68)	41.4 (49)	34:37 (5)	32 (79)	4-1 (14)

A TALE OF TWO SEASONS / DEFENSE

Defensively, San Diego State is looking more like its defense of the last decade following its bye week (since Oct. 22). *(Rankings out of 131 schools in parenthesis when applicable)*

	Scoring	Total Def.	Rushing	Sacks	TFL	QB Pressures	Forced TO
First Six Games	23.8 (49)	394.2 (86)	166.7 (92)	1.3	4.8	16.2	1.5
Last Four Games	19.0 (23)	291.5 (16)	44.5 (3)	4.5	8.5	26.0	2.3

JALEN MAYDEN NAMED MOUNTAIN WEST OFFENSIVE PLAYER OF THE WEEK

San Diego State senior Jalen Mayden (Garland, Texas) has been named the Mountain West Offensive Player of the Week, the league announced Monday. Mayden is the first Aztec quarterback to be selected as the MW Offensive Player of the Week since Ryan Katz on Oct. 8, 2012.

Mayden threw for 268 yards and three touchdowns, completing 17 of 22 passes as SDSU rallied back from a 14-0 deficit to beat San José State, 43-27, on Saturday night. Against a 6-2 Spartan team that was ranked in the top 30 on defense in scoring (10th, 16.38), passing (28th, 196.50), rushing (28th, 120.38), total (20th, 316.88) and pass efficiency (34th, 122.58), San Diego State managed 43 points, 268 passing yards, 157 rushing yards, 425 total yards and a 206.14 pass efficiency rating under Mayden's quarterbacking. The 206.14 pass efficiency rating was the highest allowed by San José State since a 245.7 mark against SDSU on Nov. 4, 2017. The 14-point deficit overcome was San Diego State's largest (win or loss) since also overcoming a 14-point deficit at San José State on Nov. 9, 2013, SJSU's first year in the league. Mayden also ran 13 times for a team-high 61 yards.

On the season, Mayden is 91-for-138 (65.9 pct.) for 1,253 yards and eight touchdowns, owning a 155.5 pass efficiency rating. Mayden, who also has rushed for 171 yards with three touchdowns, ranks second in the MW in total offense yards per play (7.74, 20th in FBS), seventh in passing touchdowns (8), passing yards per game (125.30) and total offense per game (142.40), eighth in passing yards (1,253) and completions (91), and tied for eighth in points responsible for (66), despite playing his first five games at safety and on special teams. Since he moved to quarterback for the Oct. 8 game against Hawai'i, he is ranked first in the league (min. 100 attempts) in passing yards per game (250.6), second in passing yards (1,253) and yards per completion (13.77), tied for second in passing touchdowns (8), and third in pass efficiency rating (155.5) and yards per attempt (9.08).

Mayden is the fourth different Aztec to win a MW player-of-the-week award this season, all for the first time. Jack Browning won the MW Special Teams Player of the Week on Sept. 26, while Michael Shawcroft (Oct. 24) and Dallas Branch (Nov. 7) have recently garnered defensive accolades.

BEST FBS RECORD SINCE 2015

Below is a list of the highest winning percentages in the nation for FBS schools since the beginning of the 2015 season. *(note: minimum 75 games played as an FBS school; through Nov. 13).*














Rk.	Team	W	L	Pct.
1.	Alabama	100	10	.909
2.	Clemson	98	11	.899
	Ohio State	89	10	.899
4.	Georgia	86	18	.827
5.	Oklahoma	83	19	.814
6.	Appalachian State	78	24	.765
7.	Notre Dame	75	24	.758
8.	Michigan	71	24	.747
9.	Boise State	71	25	.740
10.	Oklahoma State	72	28	.720
11.	San Diego State	71	28	.717
12.	LSU	70	28	.714
	Wisconsin	70	28	.714
14.	Iowa	69	29	.704
15.	Utah	67	29	.698
16.	Penn State	68	30	.694
17.	Cincinnati	67	31	.684
18.	Washington	62	31	.667
19.	Memphis	66	34	.660
	UCF	64	33	.660

CALIFORNIA FBS RECORDS SINCE 2015

Below is a look at the best records in the state of California since the beginning of the 2015 campaign (through Nov. 13). *BG - indicates number of bowl games the team has participated in since 2015. AP Rk. - indicates current team ranking in the Associated Press poll.*

Rk.	Team	W	L	Pct.	BG	AP Rk.
1.	San Diego State	71	28	.717	6	-
2.	USC	60	34	.638	4	7
3.	Stanford	54	40	.574	4	-
4.	Fresno State	49	44	.527	3	-
5.	UCLA	44	47	.484	3	-
6.	California	42	47	.472	3	-
7.	San José State	36	55	.396	2	-

SCHEDULE / RESULTS

Date	Opponent	Site	TV/Stream	Time/Result	Series	Notes
Sept. 3	 Arizona Wildcats	San Diego, Calif. Snapdragon Stadium	CBS	L, 20-38	Arizona, 11-6	Aztecs outgained, 461-232, in 100-deg. heat; SDSU falls in Snapdragon Stadium opener
Sept. 10	 Idaho State Bengals	San Diego, Calif. Snapdragon Stadium	Mountain West Network W	38-7	SDSU, 2-0	SDSU scores final 38 pts for 1st Snapdragon win; Aztecs rush for 380 yards and three TDs
Sept. 17	 at No. 14/15 Utah Utes	Salt Lake City Rice-Eccles Stadium	ESPN2	L, 7-35	Utah, 18-13-1	SDSU manages only 43 yards in 1st H & 173 total; Utah's Cam Rising: 18-for-30, 224 yds., 4 TD
Sept. 24	 Toledo Rockets	San Diego, Calif. Snapdragon Stadium	FS1	W, 17-14	SDSU, 1-0	SDSU forces 4 TOs for 1st time since '19 NMB; Byrd: 115 yds, 2 TD, inc. GW 1-yd w/ 0:41 left
Sept. 30	 at Boise State Broncos	Boise, Idaho Albertsons Stadium	FS1	L, 13-35	Tied, 4-4	SDSU leads, 13-0, at half; BS w/ 35 unanswered; Boise State outgains SDSU, 450-117
Oct. 8	 Hawai'i Rainbow Warriors	San Diego, Calif. Snapdragon Stadium	CBS Sports Network	W, 16-14	SDSU, 24-11-2	Mayden throws for 322 yds in 1st career start; Browning: 3 field goals, including GW w/ 0:07
Oct. 22	 at Nevada Wolf Pack	Reno, Nev. Mackay Stadium	CBS Sports Network	W, 23-7	SDSU, 9-6	SDSU defense: 10 TFL, 3 sacks, 2 forced TOs; Aztecs score 10 points off turnovers
Oct. 29	 at Fresno State Bulldogs	Fresno, Calif. Valley Children's Stadium	FS1	L, 28-32	SDSU, 30-27-4	FS scores final 22 points, inc. 15 in final 1:09; SDSU records seven sacks but five turnovers
Nov. 5	 UNLV Rebels	San Diego, Calif. Snapdragon Stadium	CBS Sports Network	W, 14-10	SDSU, 22-10	SDSU forces four turnovers and never trails; Branch: 1 INT, 1 FR, 2 TFL, 1 sack
Nov. 12	 San José State Spartans	San Diego, Calif. Snapdragon Stadium	FS1	W, 43-27	SDSU, 24-20-2	SDSU scores 38 unanswered after 14-0 deficit; Mayden: 17-for-22, 268 yds., 3 TD; 61 rush. yds
Nov. 18	 at New Mexico Lobos	Albuquerque, N.M. University Stadium	FS1	7:45 p.m. MT	SDSU, 28-15	Aztecs have captured eight straight vs. Lobos; averaging 30.5 points per game in that span
Nov. 26	 Air Force Falcons	San Diego, Calif. Snapdragon Stadium	CBS Sports Network	6 p.m. PT	Air Force, 19-18	SDSU has won nine straight in the series; Last loss: 26-14 on Sept. 26, 2009
Dec. 3	 Mountain West Championship	TBA TBA	TBA	TBA	TBA	SDSU is 2-1 all-time in MW title game; Aztecs stricken w/ COVID in '21 title game loss

NEW MEXICO (2-7, 0-5 MW)

Sept. 3	Maine	W, 41-0
Sept. 9	Boise State*	L, 14-31
Sept. 17	UTEP	W, 27-10
Sept. 24	at LSU	L, 0-38
Sept. 30	at UNLV*	L, 20-31
Oct. 8	Wyoming*	L, 14-27
Oct. 15	at New Mexico State	L, 9-21
Oct. 22	Fresno State*	L, 9-41
Nov. 5	at Utah State*	L, 10-27
Nov. 12	at Air Force*	L, 3-35
Nov. 18	San Diego State*	7:45 p.m. MT
Nov. 25	at Colorado State*	1:30 p.m. MT

TEAM COMPARISON (2022)

(National rankings (out of 131 in parentheses; through Nov. 12)

Category	San Diego State	New Mexico
Record	6-4	2-8
Conference	4-2	0-6

Scoring Offense	21.90 (106)	14.70 (129)
Scoring Defense	21.90 (37)	21.60 (66)

Scoring Differential [^]	-3.40 (79)	-17.20 (125)
[^] ranking and numbers only include only vs. FBS schools		

Rushing Offense	163.30 (57)	131.00 (88)
Passing Offense	158.10 (122)	108.50 (127)
Total Offense	321.40 (117)	239.50 (131)
Passing Efficiency	118.56 (110)	95.14 (130)

Rushing Defense	117.80 (25)	163.70 (90)
Passing Defense	235.30 (80)	192.10 (26)
Total Defense	351.10 (39)	355.80 (41)
Passing Eff. Defense	130.07 (68)	127.11 (51)

Net Punting	41.77 (13)	39.71 (43)
Punt Returns	8.65 (55)	7.40 (71)
Kickoff Returns	20.31 (60)	21.62 (35)
Punt Return Def.	5.65 (39)	7.36 (68)
Kick Return Def.	19.48 (67)	22.25 (97)

Interceptions Thrown	8 (57)	8 (57)
Fumbles Lost	8 (88)	4 (21)
Passes Intercepted	11 (21)	8 (68)
Fumbles Recovered	7 (40)	7 (40)
Turnovers Lost	16 (81)	12 (34)
Turnovers Gained	18 (25)	15 (54)
Turnover Margin	+0.22 (49)	+0.30 (41)

Sacks	2.60 (34)	2.00 (81)
Tackles for Loss	6.30 (42)	4.60 (113)
Sacks Allowed	2.20 (71)	3.60 (124)
TFL Allowed	6.60 (101)	8.50 (127)

First Downs Off.	165 (123)	142 (129)
First Downs Def.	187 (38)	181 (28)
3rd Down Conv. %	30.14 (121)	25.00 (130)
4th Down Conv. %	78.57 (5)	27.27 (129)
3D Conv. % Def.	41.72 (100)	33.09 (27)
4D Conv. % Def.	25.00 (4)	71.42 (125)

Fewest Penalties Per Game	7.60 (116)	6.50 (77)
Fewest Yds. Penalized Per Game	59.30 (87)	54.60 (61)

Red Zone Offense	85.18 (62)	77.78 (105)
Red Zone Defense	65.62 (1)	92.31 (107)

Time of Possession	31:29 (36)	29:38 (72)
--------------------	------------	------------

PROGRAM-AT-A-GLANCE

- Since the start of the 2015 campaign, San Diego State is 71-28 with a 71.7 winning percentage (11th nationally) (*Top 20 listed on Page 3 on the right*) and the Aztecs are 70-25 (73.7 percent) since Oct. 3, 2015 (10th nationally).
- SDSU has five double-digit victory seasons in the last seven years (2015-21). Only eight schools in the nation can say that - San Diego State, Alabama, Appalachian State, Clemson, Georgia, Notre Dame, Ohio State and Oklahoma. *Chart listed on page one.*
- Only nine schools have more wins than SDSU's 18 over the last two seasons (since 2021), including Georgia (24), Michigan (22), Alabama (21), Cincinnati (21), Ohio State (21), Coastal Carolina (20), UTSA (20), Clemson (19), Oklahoma State (19).
- San Diego State has posted 12 consecutive seasons with at least a .500 record. That is tied for the seventh-longest streak nationally and is the longest streak among Pacific Time Zone teams. In 11 of those 12 seasons, the Aztecs have posted a winning record.
- Since the start of the 2019 campaign, San Diego State is 22-7 in games decided by seven or more points (8-2 last year).
- The Aztecs are 23-9 in their last 32 games decided by one score (started with 27-24 win at Wyoming in 2016 Mountain West Championship game). SDSU's eight-game winning streak in one-score games was snapped Oct. 29 at Fresno State (L, 32-28).
- San Diego State is 46-16 in its last 61 regular-season games against Mountain West opponents.
- Brady Hoke is the only active college coach to lead three different FBS programs (Ball State, Michigan and SDSU) to an 11-win season and one of only two coaches overall since 1996 (also Urban Meyer with Utah, Florida and Ohio State).

2021 SEASON IN REVIEW

- SDSU (12-2) finished with a school-record 12 victories last season, one of only 10 programs with at least 12 wins.
- Only four teams had more victories than San Diego State, including national champion Georgia, and College Football Playoff teams Alabama and Cincinnati.
- The Aztecs played five teams who reached double-digit victories in 2021, securing wins over Pac-12 Champion/Rose Bowl participant Utah (10-4), UTSA (12-2) and Air Force (10-3).
- SDSU, which played all 14 of its games away from its own market, including eight "home games" two hours from campus at Dignity Health Sports Park in Carson, California, finished the 2021 season ranked 25th in the final Associated Press Top 25 poll. It was the third time in program history San Diego State made the final AP Top 25 poll (also 1977 (16th) and 2016 (25th)).
- The Aztecs were also ranked in every CFP poll in 2021 after never being ranked in each of the first seven years of the poll.
- SDSU finished 7-1 in Mountain West play and earned an appearance in the Mountain West Championship game for the first time since 2016 and third time overall since the championship started in 2013.

Most Victories / School History

Rk.	Season	Final Record	League	AP	CFP	Regular Season	Championship Game	Bowl Game
1.	2021	12-2	Mountain West	25	24	11-1	L	W
2.	2016	11-3	Mountain West	25	—	9-3	W	W
	2015	11-3	Mountain West	—	—	9-3	W	W
	1969	11-0	Independent	—	—	10-0	-	W
	1966	11-0	CCAA	—	—	10-0	-	W
6.	Seven tied at 10 wins; most recent 10-3 in 2019							

2022 SEASON SETUP

- San Diego State returns 13 starters off the 2021 squad (3 offense, 7 defense, 3 special teams).
- Of the three returning starters on offense, two are on the offensive line in LT **Brandon Crenshaw-Dickson** (played right tackle last year) and C **Alama Uluave**, and WR **Jesse Matthews**.
- Five SDSU offensive players are either up for national awards at their position and/or were preseason first-team all-conference selections - senior quarterback **Braxton Burmeister** (Johnny Unitas Golden Arm Award), senior running back and return specialist **Jordan Byrd** (Paul Hornung Award Watch List - most versatile player), senior wide receiver **Jesse Matthews** (Reese's Senior Bowl Watch List), junior tight end **Mark Redman** (John Mackey Award Watch List - most outstanding tight end) and senior center **Alama Uluave** (Rimington Trophy Watch List - most outstanding center - and Outland Trophy Watch List - top interior lineman).
- Nobody was hotter down the stretch last year than wide receiver **Jesse Matthews**. Matthews, who totaled 37 catches for 465 yards and seven touchdowns over his final four games, caught nine touchdown passes on the season, the most by an Aztec since Vincent Brown had 10 in 2010. Matthews was named the 2021 Frisco Bowl Most Valuable Offensive Player after totaling career highs 11 catches and 175 yards, along with two touchdowns.
- Senior quarterback **Braxton Burmeister** has emerged as the starting quarterback, winning the job after spring drills following a transfer from Virginia Tech. Burmeister, who also played at Oregon (2017-18), brought 21 starts to The Mesa and 29 appearances at the Power 5 level heading into the season. Altogether, he threw for 3,020 yards with 19 touchdowns against 11 interceptions at Oregon and Virginia Tech, completing 239 of his 426 attempts (56.1 pct.). Additionally, the La Jolla, California, native rushed for 834 yards and seven touchdowns in his time at Oregon/Virginia Tech.
- San Diego State's offensive line (left to right) - **Brandon Crenshaw-Dickson**, **Cade Bennett**, **Alama Uluave**, **Ross Ulugalu-Maseuli** and **Josh Simmons** - came into the season with a combined starts (22 for Uluave and 14 for Crenshaw-Dickson). The rest of the projected starting offensive line came into the season with a combined four games (two for Bennett and Ulugalu-Maseuli). Below is a look at the youngest projected starting offensive lines coming into the season judged in terms of career starts.

2022 Youngest Projected Starting Offensive Lines (entering season)

Rk.	School	Returning Starters	Career GP	Career GS
1.	Tulsa	0	31	1
2.	Virginia	0	54	22 (2 FBS)
3.	Middle Tennessee	1	69	31

4.	Iowa	3	77	32
5.	New Mexico	1	56 (45 FBS)	33 (22 FBS)
6.	San Diego State	2	60	36
7.	Bowling Green	2	67	41

- Seven starters return from a defense that ranked third in rushing yards allowed per game (80.4), 12th in total defense (324.5), 14th in pass efficiency rating (118.2) and 17th in scoring defense (19.8). Defensive coordinator **Kurt Mattix** is in his third year running SDSU's 3-3-5 defense.
- Senior defensive end **Keshawn Banks** returns for a fifth season after earning all-Mountain West honors three times (2019 and 2021 second team, and 2020 honorable mention).
- LB **Caden McDonald** joined Kirk Morrison (2002-04), Miles Burris (2010-11), Calvin Munson (2015-16) and Kyahva Tezino (2018-19) as the only Aztec linebackers to make multiple all-MW first teams in league history when he made the 2021 squad for a second straight year.
- S **Patrick McMorris** joined Nat Berhe (2013) as the only player to play the 'Aztec' position since the start of the 3-3-5 defense at San Diego State in 2009 to earn first-team all-MW accolades, recording a team-high 90 tackles (53 solo), including 2.5 tackles for loss, a team-best four interceptions for 61 yards, nine pass breakups and a 15-yard fumble recovery.
- DT **Jonah Tavai** was named a first-team All-America selection by The Action Network last year, logging 47 tackles (23 solo), including 14 tackles for loss, 8.5 sacks and 11 quarterback hurries in 14 starts. According to Pro Football Focus, he ranked second in the Mountain West in quarterback pressures (sacks/hits/hurries) (61, T-7th in FBS) and hurries (40, T-8th in FBS), and tied for fifth in hits (11, T-21st in FBS).
- Despite losing punter/kicker/kickoff specialist Matt Araiza to the NFL Draft, Aztec special teams coordinator **Doug Deakin** is still loaded in the special teams space. Two-time all-Mountain West kick returner (2021 first team, 2020 second team) **Jordan Byrd** returns for a fifth year. Byrd ranks second in program history in kick return average (25.4), fourth in kick return touchdowns (2), kick return yards (1,449), fifth in kick returns (57) and sixth in punt returns (49). Byrd also ranks fourth among active FBS players in kick return average (25.2, min. 50 KR).
- **Byrd** was named the preseason Mountain West Special Teams Player of the Year by the league's media, while also making the all-MW first team at both kick returner and punt returner.
- **Jack Browning** is expected to take over in all three kicking phases - field goal/PATs, kickoff and punting.

TRENDING

Searching for the formula to a San Diego State victory? Look no further.

OFFENSIVE KEYS

- San Diego State is 54-2 the last 56 times it has rushed for 200 yards. The Aztecs surpassed 200 yards rushing in the first five games last season (SDSU won all five games) and twice this season (vs. Idaho State on Sept. 10 and vs. Toledo on Sept. 14).
- The Aztecs are 81-16 since 2011 when committing one turnover or less, something SDSU has done in 34 of its last 45 games.
- SDSU has an advantage in time of possession in 29 of the last 44 games. Since 2011, the Aztecs are 33-7 when possessing the football for at least 35 minutes.

DEFENSIVE KEYS

- The Aztecs are 69-3 since 2011 when holding the opposition to 17 points or less. SDSU has held 24 of its last 41 opponents to 17 points or less.
- San Diego State has won 20 of its last 22 games when forcing at least two turnovers (SDSU's 17-game winning streak came to an end on Sept. 3 vs. Arizona) and 30 straight games when forcing at least three turnovers.
- San Diego State is 75-6 in its Division I history when owning at least a plus-3 turnover advantage, something it has done twice this year (vs. Toledo and vs. UNLV).
- The Aztecs are 32-8 since 2011 when allowing less than 150 passing yards.
- San Diego State is 59-5 the last 64 times it has held the opposition to a 33.3 percent or less mark on third down.
- Since 2009, San Diego State's record broken down by opponent passing efficiency: less than 110: 65-9; between 110-150: 44-24; greater than 150: 7-27.
- Since the start of the 2015 campaign, SDSU is 43-3 when holding its opponent to a passing efficiency rating of below 110. SDSU did that in eight of 14 games last season.

SPECIAL TEAMS / OVERALL TRENDS

- The Aztecs are 47-2 the last 49 times when owning a turnover advantage.
- San Diego State has won 16 straight games when committing fewer turnovers than its opponent.
- San Diego State is 29-3 the last 31 times it has an advantage in field position.
- Since the start of the 2015 season, San Diego State has 14 kickoff returns for touchdowns, the most in FBS play over that time. To put that stat into perspective, 15 other teams have played at least 60 games over that span and do not have a single kick return touchdown.
- Since the start of the 2020 season, San Diego State has 14 non-offensive touchdowns, the third most in the country over that span, trailing only Alabama (15) and Middle Tennessee (15).
- Last season, the Aztecs had five non-offensive touchdowns (two punt return (both punt block return), kickoff return, two interception returns). That was tied for 11th most in the nation.
- San Diego State has five non-offensive touchdowns this year, including a blocked punt recovery in the end zone to score against Arizona on Sept. 3, a returned a punt for a touchdown against Idaho on Sept. 10, a blocked punt and return at Boise State on Sept. 30, a fumble return at Nevada on Oct. 22 and a kick return touchdown against San Jose State on Nov. 12. The five non-offensive

SDSU IN THE RANKINGS (2022)

Category	Pct./No.	NCAA	MW
Rushing Offense	163.30	57	4
Passing Offense	158.10	122	9
Total Offense	321.40	117	9
Scoring Offense	21.90	106	8
Passing Efficiency	118.56	110	7
Rushing Defense	117.80	25	3
Passing Defense	235.30	80	12
Total Defense	359.10	39	4
Scoring Defense	21.90	37	4
Passing Efficiency Defense	130.07	68	7
Net Punting	41.77	13	1
Kickoff Returns	20.31	60	7
Punt Returns	8.65	55	3
Kickoff Return Yardage Def.	19.48	67	9
Punt Return Yardage Def.	5.65	39	2
Interceptions Thrown	8	68	7
Fumbles Lost	8	88	10
Passes Intercepted	11	21	2
Fumbles Recovered	7	40	2
Turnovers Lost	16	81	9
Turnovers Gained	18	25	1
Turnover Margin	0.20	51	4
Sacks	2.60	34	3
Tackles for Loss	6.30	42	3
Sacks Allowed	2.20	71	5
Tackles for Loss Allowed	6.60	101	7
First Downs	165	122	10
Opponent First Downs	187	38	5
3rd Down Conversion Pct.	30.14	121	9
4th Down Conversion Pct.	78.57	5	2
3rd Down Defense	41.72	100	11
4th Down Defense	25.00	4	1
Fewest Penalties Per Game	7.60	116	11
Fewest Yards Penalized Per Game	59.30	87	10
Red Zone Offense	85.18	62	5
Red Zone Defense	65.62	1	1
Time of Possession	31:29	36	2
Field Goal Percentage	82.40	44	5
PAT Kicking	100.00	1	1
Winning Percentage	60.00	42	5

Red indicates top 25 in FBS or Mountain West leader

MOST STARTS / CONSECUTIVE STARTS

Most Starts	Starts
Jordan Byrd, KR	47
Keshawn Banks, DE	44
Caden McDonald, LB	42
Jesse Matthews, WR	40
Alama Uluave, C	32
Consecutive Starts	Streak
Caden McDonald, LB	41
Alama Uluave, C	32
Jonah Tavai, DT/DE	29
Keshawn Banks, DE	24
Jordan Byrd, PR	24

SDSU INDIVIDUAL RANKINGS (2022)

(Top 75 NCAA; Top 10 MW)

Player	Category	Pct./No.	NCAA Rk.	MW Rk.	
Jaylon Armstead	PR TD	1	T-5	T-1	
	Rushing YPC	6.55	25	5	
	Scrimm. YPP	6.55	--	T-9	
Cedarius Barfield	Total BK	1	T-11	T-2	
	BK PG	0.11	T-21	T-2	
	Total FF	2	T-28	T-3	
	FF PG	0.22	T-34	T-5	
Dallas Branch	Total INT	2	T-74	T-10	
Jack Browning	Punts I20	26	T-1	T-1	
	PAT Pct.	100.00	T-1	T-1	
	Punt Avg.	45.76	9	1	
	Total Punt Yds.	2,517	9	3	
	Punt YPG	251.70	9	3	
	Total Punts	55	T-9	T-3	
	Net Punt Avg.	42.31	10	1	
	Punts PG	5.50	T-16	T-3	
	KO Avg.	63.98	18	2	
	FGM PG	1.40	T-26	3	
	Total FGM	14	T-26	3	
	Total FGA	17	T-28	T-3	
	FGA PG	1.70	T-30	4	
	FG Pct.	82.35	T-44	5	
	KO TB Pct.	56.82	52	3	
	Total KO TB	25	T-65	T-3	
	Total KO Yds.	2,815	--	2	
	Total Kickoffs	44	--	T-4	
	Total Pts.	66	--	T-5	
	Made PAT	24	--	T-6	
Att. PAT	24	--	T-7		
Pts. Resp. For	66	--	T-8		
Points PG	6.60	--	T-9		
Jordan Byrd	KR TD	1	T-1	T-1	
	PR TD	1	T-5	T-1	
	KR Avg.	26.60	11	2	
	KR/PR Yds.	519	12	2	
	PR Avg.	9.23	22	1	
	Total KR Yds.	399	T-22	3	
	Total KR	15	T-28	4	
	Total PR Yds.	120	37	3	
	Total PR	13	T-38	2	
	AP Yds.	934	--	7	
	AP YPG	93.40	--	8	
	AP YPP	8.49	--	10	
Dez Malone	Total INT	2	T-74	T-10	
Jesse Matthews	Receptions	32	--	T-9	
	Receptions PG	3.20	--	T-9	
	Receiving TD	3	--	T-10	
Jalen Mayden	Total Off. YPP	7.74	20	2	
	Passing TD	8	--	7	
	Passing YPG	125.30	--	7	
	Total Off. PG	142.40	--	7	
	Passing Yds.	1,253	--	8	
	Pass. Comp.	91	--	8	
	Pts. Resp. For	66	--	T-8	
Cooper McDonald	Fumble Rec.	2	T-14	T-3	
Tyrell Shavers	PR TD	1	T-5	T-1	
	Total BK	1	T-11	T-2	
	BK PG	0.10	T-60	T-4	
	Yds. per Rec.	15.90	73	4	
	Receiving Yds.	477	--	7	
	Receiving YPG	47.70	--	7	
	Receiving TD	3	--	T-10	
	Michael Shawcroft	Total TFL PG	1.11	T-41	T-8
		Total TFL	10.0	T-59	T-8
		Total TFL Yds.	49	T-59	10
Total Sack Yds.		34	--	T-9	
Sacks PG		0.50	--	T-10	
Jonah Tavai	Total Sacks	9.0	T-5	2	
	Sacks PG	0.90	T-5	2	
	Total Sack Yds.	62	7	2	
	Total TFL Yds.	64	T-19	3	
	Total TFL	11.5	T-27	T-4	
	Total TFL PG	1.15	T-30	T-5	

Red indicates top 25 in FBS or Mountain West leader

touchdowns are tied for second most in the country, only trailing Western Kentucky (7).

- SDSU has won 32 of its last 33 games leading after three quarters (33-4 in Brady Hoke era) (30-game winning streak was snapped at Fresno State on Oct. 29).

BULLET NOTES - OFFENSE

- San Diego State returns three starters on offense this season - senior center **Alama Uluave**, senior wide receiver **Jesse Matthews** and junior offensive tackle **Brandon Crenshaw-Dickson**.
- Associate head coach and running backs coach **Jeff Horton** took over for **Jeff Hecklinski** on Oct. 2 as the team's offensive coordinator. Horton was SDSU's offensive coordinator from 2015-19 where San Diego State won two Mountain West titles (2015-16) and had a pair of 2,000-yard rushers in Donnel Pumphrey (2015) and Rashaad Penny (2016).
- **Ryan Lindley**, San Diego State's all-time leading passer from 2008-11, took over for Hecklinski coaching the quarterbacks on Oct. 3.
- Full bios of selected offensive players:
 - RB **Chance Bell** - pgs. 40-42
 - QB **Braxton Burmeister** - pgs. 45-46
 - RB **Jordan Byrd** - pgs. 46-51
 - WR **Jesse Matthews** - pgs. 57-60
 - QB **Jalen Mayden** - pgs. 60-61
 - TE **Mark Redman** - pg. 66
 - WR **Tyrell Shavers** - pgs. 67-68
 - C **Alama Uluave** - pgs. 75-77

OFFENSIVE NUMBERS

- Of all FBS schools that have played at least 60 games since 2015, San Diego State's 107 turnovers only trail LSU (101) and Michigan (106).
- **San Diego State is 60-13 since 2015 when scoring just 20 or more points (3-2 this year).**
- **The Aztecs are 46-4 the last 50 times they have scored at least 30 points (2-0 this year). SDSU has won its last 12 games when scoring at least 30 points.**
- SDSU scored 43 points against San Jose State on Nov. 12, its most in a game since scoring 48 against Towson on Sept. 25, 2021, most against an FBS opponent since scoring 48 vs. Central Michigan in the 2019 New Mexico Bowl (Dec. 21) and its most in a Mountain West game since scoring 52 at San Jose State on Nov. 4, 2017.
- SDSU has won 19 straight games when scoring 40 points (8-0 under Brady Hoke).
- San Diego State has scored 38 unanswered points twice this season - Sept. 10 vs. Idaho State and Nov. 12 vs. San Jose State.
- SDSU is 27-6 since 2011 when having at least 36 minutes of time of possession.
- **San Diego State has won nine straight games when not committing a turnover (11-0 under Brady Hoke).**
- Since the beginning of 2014, SDSU is 65-14 when committing one turnover or less (13 straight win streak was snapped at Boise State on Sept. 30) and 13-20 when having two or more turnovers in the game. San Diego State has one turnover or less in 31 of its last 42 games.
- San Diego State has one turnover or less in 52 of its last 72 games.
- **SDSU is 54-10 in its last 64 games when owning an edge in time of possession (4-0 this season).**
- The Aztecs are 18-5 under Brady Hoke when totaling just 400 yards of offense.
- San Diego State averaged 7.13 yards per play at Fresno State on Oct. 29, its highest mark since a 9.03 average vs. Army West Point in the 2017 Armed Forces Bowl.
- SDSU's 54.5 third-down conversion percentage at Fresno State on Oct. 29 was its highest since a 58.8 mark at Brigham Young on Dec. 12, 2020.
- San Diego State had a 7-minute scoring drive against Nevada on Oct. 22, its longest drive of the season (previous longest was 5:10 against Hawai'i on Oct. 8).
- San Diego State had just four first downs, 93 yards and six points in its first seven opening possessions this season, but against Fresno State on Oct. 29 had four first downs, 82 yards and seven points on their opening possession.
- SDSU beat San Jose State, 43-27, on Nov. 12. The 70 combined points were the most in an Aztec game since falling to Army West Point, 42-35, in the 2017 Armed Forces Bowl (Dec. 23) and the most in an Aztec win since beating Northern Illinois, 42-28, on Sept. 17, 2016.
- It marked the first time in SDSU's Division I history that it scored exactly 43 points.
- LG **Cade Bennett** has played 637 of the team's 644 offensive snaps this season, the most on the team.

RUSHING OFFENSE

- **San Diego State is 54-2 the last 55 times it has rushed for at least 200 yards (2-0 this year) and is 51-1 in its last 51 regular-season games when rushing for 200-plus yards.**
- The Aztecs have won 12 straight games when rushing for at least 200 yards.
- San Diego State has a 100-yard rusher in 48 of the last 99 games since 2015 (60, 100-yard rushers total). Since Jeff Horton arrived as the running back coach in 2011, SDSU has a 100-yard rusher in 82 of the 151 games and 98, 100-yard rushers overall.
- San Diego State had two 100-yard rushers at New Mexico State (**Jordan Byrd** - 118 and **Chance Bell** - 116) on Sept. 14, 2019 for the 30th time in program history. The Aztecs are 29-1 in those occasions, including a 19-game win streak.
- San Diego State ran for 380 yards against Idaho State on Sept. 10, its most in a game since running for 407 at Utah State on Oct. 31, 2020.
- The Aztecs averaged 8.84 yards per run in the Idaho State game, their highest average in a game since averaging 12.14 yards

- against Army in the 2017 Armed Forces Bowl (Dec. 23).
- SDSU outrushed Idaho State by 300 yards, its largest margin since outrushing Utah State by 304 on Oct. 31, 2020.
- **San Diego State is 26-6 in the Brady Hoke era when outrushing its opponent (4-2 this year).**
- SDSU's rushing average this season by down - 1st: 4.6; 2nd: 4.0; 3rd: 3.0 and 4th: 9.4.
- San Diego State's rushing average this season by quarter - 1st: 4.1; 2nd: 4.0; 3rd: 4.4 and 4th: 4.4 - and by half - 1st: 4.0 and 2nd: 4.4.
- Bell ranks 24th all-time at SDSU with 1,391 rushing yards, while Byrd is 25th (1,327).
- Byrd had a 73-yard touchdown at Utah State on Oct. 31, 2020, the longest by an Aztec since Rashaad Penny's 81-yard touchdown run against Army West Point in the 2017 Armed Forces Bowl (Dec. 23).
- Byrd ran for 115 yards and two touchdowns against Toledo on Sept. 24. It was his third career 100-yard rushing game and first since the 2019 New Mexico Bowl (Dec. 31) when he ran for a career-high 139 yards.
- RB Jaylon Armstead ranks 25th in FBS in rushing yards per attempt (6.55, 5th in MW). Armstead is also tied for ninth in the MW in scrimmage yards per play (6.55).
- Armstead ran for 96 yards against Idaho State on Sept. 10 in just five carries. The 19.2 average was the second-highest by an Aztec since at least 1996 (min. 5 att.), trailing only Rashaad Penny's 20.8 average at Nevada on Nov. 12, 2006.
- Armstead's 19.2 average is also the sixth-highest average in a FBS game this season (min. 5 att.).
- If you take away the six times QB Braxton Burmeister has been sacked this year (for 34 yards), he has rushed 32 times for 214 yards (6.7 avg.) and a touchdown.
- Among quarterbacks, Burmeister ranks seventh in the MW with 180 rushing yards, while Jalen Mayden is ninth with 171 yards.
- If you take away the 12 times Mayden has been sacked this year (for 61 yards), he has rushed 34 times for 232 yards (6.8 avg.) with three touchdowns. The three rushing scores are tied for the fifth most among Mountain West quarterbacks.
- **Since Mayden has moved to quarterback for the Oct. 8 game against Hawai'i, among Mountain West quarterbacks he is ranked second in rushing yards (171) and rushing yards per game (34.2), and in a tie for second in rushing touchdowns (3).**

PASSING OFFENSE

- **Since the start of the 2015 season, San Diego State has thrown 44 interceptions, the second-fewest picks in the nation over that span behind Navy's 41 (min. 60 GP). In contrast, Purdue has thrown 108 interceptions over that span, which is the most since 2015.**
- SDSU has won five straight games when throwing for at least 300 yards (1-0 this year).
- **The Aztecs have multiple touchdown passes in three consecutive games for the first time since a three-game stretch from Sept. 21-Oct. 12, 2019.**
- San Diego State outpassed Hawai'i, 322-196, on Oct. 8. The 126-yard margin is its largest since outpassing Fresno State by 187 yards on Nov. 15, 2019 (W, 17-7).
- SDSU recorded its highest pass efficiency rating (206.14) vs. San Jose State on Nov. 12 since a 213.15 mark at Arizona on Sept. 11, 2021.
- QB Braxton Burmeister took the loss in his starting debut against Arizona in the 2022 opener. He's just the second quarterback to lose his starting debut over the last eight chances (SDSU quarterbacks were 1-13 in the previous 14 debuts prior to this stretch) as Jalen Mayden won his debut vs. Hawai'i on Oct. 8.
- Mayden ranks second in the Mountain West in total offense yards per play (7.74, 20th in FBS), seventh in passing touchdowns (8), passing yards per game (125.30) and total offense per game (142.40), eighth in passing yards (1,253) and completions (91), and tied for eighth in points responsible for (66), despite playing his first five games at safety and on special teams, and only playing five games at quarterback.
- Since Mayden has moved to quarterback for the Oct. 8 game against Hawai'i, he is ranked first in the Mountain West (min. 100 attempts) in passing yards per game (250.6), second in passing yards (1,253) and yards per completion (13.77), tied for second in passing touchdowns (8), and third in pass efficiency rating (155.5) and yards per attempt (9.08).
- Mayden had a monster starting debut vs. Hawai'i on Oct. 8, throwing for 322 yards and a touchdown. The 322 yards were just six passing yards shy (328) of what San Diego State had for its first five games of the season.
- Mayden's 322 yards were the most by an Aztec quarterback in their starting debut since current quarterbacks coach Ryan Lindley threw for 352 against Cal Poly on Aug. 30, 2008 and the most in a debut in an Aztec win since Kevin McKechnie threw for 371 against Navy on Sept. 5, 1997.
- Mayden became the 27th different Aztec with a 300-yard passing game (127th time overall).
- At Fresno State on Oct. 29, Mayden had another good game with four overall touchdowns, including his first multi-touchdown passing game and first multi-touchdown rushing game. He was 19-for-24 for 291 yards and two touchdowns (and two interceptions), while rushing for 43 yards and two touchdowns on eight attempts (5.4 avg.). Mayden became just the second SDSU quarterback since at least 1996 with at least two passing touchdowns and two rushing touchdowns, joining Ryan Katz (Oct. 6, 2012 vs. Hawai'i).
- Mayden had another two touchdown passes with 216 yards (19-for-31) against UNLV on Nov. 5.
- Mayden had another big game against San Jose State on Nov. 12 en route to being named the Mountain West Offensive Player of the Week (the first by an Aztec quarterback since Ryan Katz on Oct. 8, 2012), throwing for 268 yards and a career-high three touchdown passes (to three different receivers), rallying SDSU back from a 14-0 deficit. Against a team that ranked in the top 30 on defense in passing (28th, 196.50), rushing (28th, 120.38), total (20th, 316.88) and pass efficiency (34th, 122.58), SDSU managed 268 passing yards, 157 rushing yards, 425 yards and a 206.14 pass efficiency rating under his quarterbacking. The 206.14 pass efficiency rating was the highest allowed by San Jose State since a 245.7 mark against San Diego State on Nov. 4, 2017. The 14-point deficit overcome was SDSU's largest (win or loss) since also overcoming a 14-point deficit at San Jose State on Nov. 9, 2013, SJSU's first year in the league. Mayden also ran 13 times for 61 yards including 69 yards on 11 carries when taking away the two times he was sacked.
- WR Jesse Matthews ranks eighth in school history in receptions (161), tied for 14th in receiving touchdowns (15) and 17th in receiving

SDSU UNDER BRADY HOKE

Category	SDSU		Hoke Era	Streak
	2022	Streak		
Overall Record	6-4	W2	35-22	W2
Mountain West Record	4-2	W2	22-15	W2
Home Record	5-1	W5	23-8	W5
Road Record	1-3	L1	11-14	L1
Neutral Record	0-0	W2	1-0	W1
Overtime	0-0	W2	2-0	W2
Gms Dec. by 3 Pts or Less	2-0	W4	6-3	W5
Gms Dec. by 8 Pts or Less	3-1	W1	12-8	W1

SCORING

Scoring - first to score	4-1	W3	21-5	W3
Leading - after 1 qtr	2-2	L1	18-10	L1
Leading - at halftime	6-2	W2	31-7	W2
Leading - after 3 qtr	6-1	W2	33-4	W2
Scoring - 20 or more points	3-2	W1	30-12	W1
Scoring - 30 or more points	2-0	W11	20-2	W12
Scoring - 40 or more points	1-0	W19	8-0	W8

OFFENSE

Total Offense - 500+ yds	0-0	W5	7-1	W3
Total Offense - 400+ yds	3-1	W1	18-5	W1
Passing - 300+ yds	1-0	W5	8-3	W3
Rushing - 200+ yds	2-0	W12	16-2	W13
First Downs - 20+	3-1	W2	18-8	W2
3rd Down Conv. - 50 pct.+	0-1	L1	8-5	L1
No Turnovers	1-0	W9	11-0	W11
Turnovers - 1 or fewer	5-1	W4	27-7	W4
Turnovers - 2 or fewer	5-3	W3	28-13	W3
Field Position - 30 or better	5-2	W4	27-5	W4
Field Position - 25 or better	5-3	W3	32-15	W3
Play Call - 50 pct.+ rushing	5-4	W2	30-9	W2

DEFENSE

Allowing 24 points or less	5-0	W17	33-2	W17
Allowing 17 points or less	5-0	W17	22-0	W22
Total Offense - <=300 yds.	2-0	W8	18-3	W8
Passing - <= 150 yds.	0-1	L1	10-4	L1
Rushing - <= 100 yds	3-1	W1	18-5	W1
First Downs - <= 15	4-0	W13	17-1	W17
3rd Down Conv. - <= 33 pct.	3-0	W12	21-3	W12
Turnovers - forced 2 or more	3-2	W1	17-7	W1
Turnovers - forced 3 or more	2-0	W30	9-2	W6
Field Position - <=25	4-0	W12	17-1	W12
Field Position - <=20	1-0	W3	3-0	W3
Defense Scores Points	1-0	W3	6-3	W3

COMPARISON

SDSU more rushing yards	4-2	W1	26-6	W1
SDSU more return yards	4-3	W1	19-7	W1
SDSU fewer turnovers	4-0	W16	19-2	W16
SDSU same turnovers	1-2	W1	10-7	W1
SDSU more turnovers	1-2	L2	6-12	L2
SDSU more Time of Poss.	4-0	W5	23-4	W5
SDSU more 1st D. and ToP	4-0	W9	20-2	W9
SDSU better Avg. Field Pos	5-1	W5	29-3	W5
SDSU adv. in TO and AFP	3-0	W15	17-1	W14
SDSU ST (KR/PR) Score	2-0	W6	5-0	W5

INDIVIDUAL

Rusher - 100+ Yards	1-0	W7	16-4	W7
Multiple - 100+ Yards	0-0	W19	0-0	n/a
Passer - 300+ Yards	1-0	W4	8-2	W3
Receiver - 100+ Yards	2-0	W4	14-10	W4
100+ Rusher, 300+ Passer	0-0	W2	4-1	W3



Arizona
Sept. 3
L, 20-38



Idaho State
Sept. 10
W, 38-7



at Utah
Sept. 17
L, 7-35



Toledo
Sept. 24
W, 17-14



at Boise St.*
Sept. 30
L, 13-35



Hawaii!*
Oct. 8
W, 16-14



at Nevada*
Oct. 22
W, 23-7



at Fresno St.*
Oct. 29
L, 28-32



UNLV*
Nov. 5
W, 14-10



San Jose St.*
Nov. 12
W, 43-27



at New Mexico*
Nov. 18
7:45 p.m. MT
FS1



Air Force*
Nov. 26
6 p.m. PT
CBSN

SAN DIEGO STATE-NEW MEXICO SERIES

Series: San Diego State leads, 28-15; SDSU won 8 straight

Home: 15-8, Away: 13-7

SDCCU/Qualcomm /Jack Murphy/SD: 14-7

University Stadium: 13-5

MW Games: 9-9; WAC Games: 18-3

Longest SDSU Win Streak: 13, 1984-1996

Longest UNM Win Streak: 8, 2001-08

Date	Location (SDSU/Opp. NR)	Result	SDSU	UNM
0.17.53	A - Zimmerman Field	L	12	41
S.25.54	H - Aztec Bowl	L	7	28
N.24.56	A - Zimmerman Field	L	6	34
N.27.76	H - San Diego Stadium	W	17	14
Western Athletic Conference Era				
N.25.78	H - San Diego Stadium*	W	27	24
0.6.79	A - University Stadium*	W	35	7
N.22.80	H - Jack Murphy Stadium*	W	24	22
0.3.81	A - University Stadium*	W	17	15
0.16.82	H - Jack Murphy Stadium*	L	17	22
N.19.83	A - University Stadium*	L	14	34
N.17.84	H - Jack Murphy Stadium*	W	37	31
N.23.85	H - Jack Murphy Stadium*	W	55	20
S.27.86	A - University Stadium*	W	38	34
N.21.87	H - Jack Murphy Stadium*	W	53	30
N.19.88	A - University Stadium*	W	18	10
N.4.89	H - Jack Murphy Stadium*	W	45	28
N.17.90	A - University Stadium*	W	40	34
0.12.91	H - Jack Murphy Stadium*	W	38	24
0.3.92	A - University Stadium*	W	49	21
0.23.93	H - Jack Murphy Stadium* (HC)	W	20	17
0.15.94	A - University Stadium*	W	20	13
N.4.95	H - Jack Murphy Stadium*	W	38	29
0.19.96	A - University Stadium*	W	48	42
0.11.97	H - Jack Murphy Stadium*	L	21	36
0.17.98	A - University Stadium*	ot-W	36	33

Mountain West Era

0.9.99	H - Qualcomm Stadium* (HC)	L	21	24
N.4.00	A - University Stadium*	W	17	16
N.3.01	H - Qualcomm Stadium*	L	15	20
N.9.02	A - University Stadium*	L	8	15
0.18.03	H - Qualcomm Stadium* (HC)	L	7	30
0.23.04	A - University Stadium*	L	9	19
0.22.05	H - Qualcomm Stadium*	L	24	47
N.25.06	A - University Stadium*	L	14	41
N.20.07	H - Qualcomm Stadium* (HC)	L	17	20
0.18.08	A - University Stadium*	L	7	70
0.31.09	H - Qualcomm Stadium*	W	23	20
0.23.10	A - University Stadium*	W	30	20
N.5.11	H - Qualcomm Stadium*	W	35	7
N.2.13	H - Qualcomm Stadium*	W	35	30
0.10.14	A - University Stadium*	W	24	14
N.24.17	H - SDCCU Stadium*	W	35	10
N.3.18	A - University Stadium*	W	31	23
0.9.21	H - Dignity Health Sports Park*	W	31	7

SERIES HISTORY

- Friday marks the 44th meeting between New Mexico and San Diego State, with the Aztecs owning a 28-15 series advantage.
- San Diego State has won the last eight games played between the teams, although the Lobos won the eight encounters immediately prior to the Aztecs current win streak.
- Despite the Aztec victories in the last eight games, New Mexico has still outscored San Diego State, 393-345 (24.6-21.6), in the last 16 games.
- San Diego State owns a 14-8 lifetime record against New Mexico in San Diego. The Aztecs have won their last four home games in the series, dating back to a 20-17 Lobo win on Oct. 31, 2009.
- SDSU and New Mexico met in 34 consecutive seasons from 1978 through 2011. That streak came to an end in 2012. On Friday, the Aztecs and Lobos will meet for the 40th time in the last 45 seasons.
- Prior to the 2009 victory at home, which started the current eight-game winning streak, SDSU's last win over New Mexico was Nov. 4, 2000 (SDSU 17, UNM 16).
- San Diego State's 28 victories are the second most for the program against any Division I opponent. The Aztecs' 30 victories over rival Fresno State are first.
- Just 17 points would have been enough to win nine of the last 17 games between the teams. The losing team has scored a total of 248 points in the last 17 games combined (average of 14.6 points per game).
- Of the last 24 series meetings, 10 have been decided by a touchdown or less. Of those 10 games, one game was decided by one point, five games were decided by three points, one game was decided by five points, one game was decided by six points and two games were decided by seven points.
- The Aztecs won 13 consecutive games in the series from Nov. 17, 1984 through Oct. 19, 1996, with the streak broken on Oct. 11, 1997.
- The composite score of the previous 43 meetings is San Diego State 1,115, New Mexico 1,076, making the average score SDSU 25.9, New Mexico 25.0. There is a 39-point difference in total points scored between the two teams in the 43-game history of the series.
- The last 17 times there has been a difference in the amount of turnovers between the two teams, the team committing fewer turnovers is 13-4.
- SERIES TIDBITS:** San Diego State has defeated New Mexico in eight consecutive meetings for the first time in the Mountain West era and first time since a school-record 13-game winning streak from 1984-96... New Mexico has scored 91 points in the last six meetings (15.2 ppg)... San Diego State has scored more than 24 points just six times in the last 18 meetings, but in six of the last seven... San Diego State has had a turnover advantage against New Mexico just three times since 2002... In the last 13 meetings, the Aztecs own a -14 turnover margin... In the last 11 meetings, San Diego State has had an average field position disadvantage five times, including games with a margin disadvantage of -22, -20, -13 and -7... In 2011, the Aztecs rushed for five touchdowns as part of a 230-yard effort on the ground... In the last six encounters against UNM, San Diego State has rushed for 1,490 and yards and 21 touchdowns... San Diego State has not trailed in a home game against New Mexico since 2009 (has not trailed in the last three home meetings).

SAN DIEGO STATE-NEW MEXICO CONNECTIONS

- New Mexico's defensive coordinator/linebacker coach Rocky Long was the head coach of the San Diego State football program from 2011-19. He was also the defensive coordinator for the Aztecs during head coach Brady Hoke's first stint as the head coach at SDSU (2019-10).
- Long and Hoke also worked together at Oregon State, as Long was the Beavers' defensive coordinator from 1991-95 while Hoke coached the DL/IL's from 1989-94.
- Long and Aztecs offensive analyst Gary Bernardi both coached at UCLA during the 1996-97 season. Long acted as the Bruins defensive coordinator while Bernardi was UCLA's offensive line/tight ends coach (as well as recruiting coordinator).
- Lobos head coach Danny Gonzales spent seven seasons with the Aztecs as the safeties coach, including being named the defensive coordinator in 2017.
- UNM defensive line coach Jerome Haywood spent two years on staff at San Diego State, acting as a defensive quality control coach and the assistant on-campus recruiting coordinator. Haywood also played for the Aztecs from 1998-2001.
- UNM defensive graduate assistant Trey Lomax played as a safety at SDSU, lettering from 2014-17.
- San Diego State graduate assistant Mike Linehan played as a linebacker at North Texas from 2017-19 while New Mexico cornerbacks coach Troy Reffett served as the defensive coordinator/safeties coach.
- San Diego State graduate assistant coach Daniel Bleske's parents both work at New Mexico and live in Albuquerque. Jane Bleske is part of the UNM Hospital Leadership team as the executive director for quality outcomes, while Dr. Barry Bleske is an assistant dean, chair, and professor at the College of Pharmacy at the UNM. Both have lived in Albuquerque for seven years.

- Lobo director of athletic performance Derrick Baker served as a strength and conditioning coach for the Aztecs from 2015-21 after graduating with a bachelor's degree in kinesiology in 2014.
- UNM assistant director of athletic performance Tim Gray was a strength and conditioning intern at SDSU from 2018-19 after graduating from SDSU in 2019 with a bachelor's degree in kinesiology.
- Aztecs defensive lineman Jonah Tavai and Lobos offensive lineman DJ Wingfield both played at El Camino College in Torrance, California.
- SDSU cornerback Dallas Branch and UNM wide receiver Christian Jourdain spent time at Southwestern College in Chula Vista, California.
- Aztec defensive lineman Dylan Taylor and Lobo linebacker C.J. Henry played football for Cathedral High in Los Angeles.
- SDSU linebacker Trey White and UNM offensive lineman Vincent Santos both went to high school at Eastlake High in San Diego.
- Aztec cornerback Dez Malone and Lobo nose tackle OJ Bartley competed at Edison High in Fresno, California.
- San Diego State linebacker Michael Shawcroft and offensive lineman Josh Simmons, and New Mexico running back Christian Washington played at Helix High in San Diego.
- SDSU running back Jordan Byrd, and UNM wide receivers Andrew and Austin Erickson and defensive end Jaxon Powell attended Manzano High in Albuquerque, New Mexico.
- Aztec safety Josh Hunter and offensive lineman Ross Ulugalu-Maseuli, and Lobos linebacker Ray Leutele all prepped at Mater Dei High in Santa Ana, California.
- San Diego State offensive lineman Brandon Crenshaw-Dickson and wide receiver Brionne Penny, and New Mexico tight end Elijah Queen competed at Narbonne High in Los Angeles.
- SDSU offensive lineman Cade Bennett and UNM linebacker JD Roberts went to high school at Notre Dame Prep High in Scottsdale, Arizona.
- Aztec defensive lineman Keshawn Banks, and Lobo nose tackle Larry Allen III, quarterback Isaiah Chavez, linebacker Josh Howes and running backs Jaylen Morgan and Zach Vigil played at Rio Rancho High in Rio Rancho, New Mexico.
- San Diego State cornerback Noah Avinger and wide receiver Mikey Welsh, and New Mexico offensive lineman Shancco Matautia attended Servite High in Anaheim, California.
- SDSU safety Isaiah McElvane and linebacker Dominic Oliver, and UNM quarterback Miles Kendrick all prepped at Valley Christian High in San Jose, California.

TOP RUSHING PERFORMANCES VS. NEW MEXICO

Rk.	Name	H/A	Date	Score	Yards
1.	Donnel Pumphrey	A	11-1-14	W, 38-7	246
2.	Adam Muema	H	11-2-13	W, 34-30	233
3.	George Jones	H	11-4-95	W, 49-20	208
4.	Rashaad Penny	H	11-24-17	W, 35-10	203
5.	Marshall Faulk	A	10-3-92	W, 49-21	200
6.	George Jones	A	10-19-96	W, 48-42	187
7.	Marshall Faulk	H	10-23-93	W, 20-17	186
8.	Jonas Lewis	A	10-17-98	W, 36-33 (ot)	166
9.	Curtis Butts	H	11-4-89	W, 45-28	156
10.	Marshall Faulk	H	10-12-91	W, 38-24	153
11.	Larry Ned	A	10-17-98	W, 36-33 (ot)	146
	David Turner	H	11-27-76	W, 17-14	146
13.	Chase Price	A	10-10-14	W, 24-14	141
	Ronnie Hillman	H	11-5-11	W, 35-7	141
15.	Paul Hewitt	A	11-19-88	W, 18-10	140
16.	Wayne Pittman	A	10-15-94	W, 20-13	129
17.	Larry Ned	H	10-9-99	L, 21-24	121
18.	Jonas Lewis	H	10-11-97	L, 21-36	119
19.	Greg Bell	H	10-9-21	W, 31-7	111
20.	Chris Hardy	A	9-27-86	W, 38-34	109
21.	Jim Pyles	A	11-24-56	L, 6-34	105
22.	T.C. Wright	H	10-12-91	W, 38-24	102
23.	Matt Kofler (QB)	H	11-22-80	W, 24-22	102

23 100-YARD RUSHING GAMES (SDSU is 17-3 in those games)

TOP PASSING PERFORMANCES VS. NEW MEXICO

Rk.	Name	H/A	Date	Score	Yards
1.	Dan McGwire	A	11-17-90	W, 40-34	530
2.	Dan McGwire	H	11-4-89	W, 45-28	426
3.	Todd Santos	H	11-23-85	W, 55-20	423
4.	Todd Santos	H	11-21-87	W, 53-30	373
5.	Todd Santos	A	9-27-86	W, 38-34	358
6.	Billy Blanton	H	11-4-95	W, 38-29	328
7.	Mark McKay	H	10-16-82	L, 17-22	314

7 300-YARD PASSING GAMES (SDSU is 6-1 in those games)

TOP RECEIVING PERFORMANCES VS. UNM

Rk.	Name	H/A	Date	Score	Yards
1.	Will Blackwell	H	11-4-95	W, 38-29	210
2.	Webster Slaughter	H	11-23-85	W, 55-20	183
3.	Ezell Ruffin	H	11-2-13	W, 35-30	165
4.	Robert Claiborne	H	11-4-89	W, 45-28	157
5.	Darius Durham	H	10-16-82	L, 17-22	156
6.	Dennis Arey	A	11-17-90	W, 40-34	150
7.	Jimmy Raye	H	11-4-89	W, 45-28	142
8.	Jeff Webb	H	10-22-05	L, 24-47	132
9.	Patrick Rowe	A	11-17-90	W, 40-34	131
10.	Vince Warren	H	11-25-85	W, 55-20	129
11.	DeMarco Sampson	A	10-23-10	W, 30-20	128
12.	Darnay Scott	H	10-23-93	W, 20-17	122
	Webster Slaughter	H	11-17-84	W, 37-31	122
14.	Jimmy Raye	A	11-17-90	W, 40-34	110
15.	Brett Swain	H	11-25-06	L, 14-41	108
	Kenny Moore	A	9-27-86	W, 38-34	108
17.	Monty Gilbreath	H	11-21-87	W, 53-30	102
18.	Jim Sandusky	A	11-19-83	L, 14-34	101
19.	Darnay Scott	A	10-3-92	W, 49-21	100

19 100-YARD RECEIVING GAMES (SDSU is 12-4 in those games)

SDSU CAREER VS. NEW MEXICO

Rushing	Att.	Yds.	Avg.	TD	Defense	S-A-T	Other
Chance Bell	10	29	2.9	1	Keshawn Banks	2-4-6	0.5 SCK, 0.5 TFL, 1 QBH
Jordan Byrd	7	12	1.7	0	Dallas Branch	5-0-5	1.0 TFL, 1 FR, 1 PBU
Jaylon Armstead	3	10	3.3	0	Michael Shawcroft	3-1-4	1 FF
					Patrick Morris	1-3-4	0.5 TFL
					Jonah Tavai	0-3-3	0.5 TFL
					Seyddrick Lakalaka	0-3-3	
					Isaiah McElvane	2-0-2	
					Justus Tavai	2-0-2	1 PBU
					Caden McDonald	1-1-2	1.0 SCK, 1.0 TFL
					CJ Baskerville	1-1-2	
					Mekhi Shaw	0-2-2	
					Noah Avinger	1-0-1	
					Cedarious Barfield	1-0-1	
					Wyatt Draeger	1-0-1	
					Vai Kaho	1-0-1	
					Brady Anderson	0-1-1	
					Garret Fountain	0-1-1	
					Daniel Okpoko	0-1-1	
					Nassir Sims	0-1-1	
					Noah Tumblin	0-1-1	

Passing C-A-I Yds. TD Eff.
n/a

Receiving No. Yds. Avg. TD
Tyrell Shavers 2 39 19.5 0
Jordan Byrd 2 2 1.0 0
Jesse Matthews 1 6 6.0 0

Kick Returns No. Yds. Avg. TD
Jordan Byrd 2 49 24.5 0

Punt Returns No. Yds. Avg. TD
n/a

LAST MEETING WITH NEW MEXICO

NEW MEXICO	0	0	7	0	-	7
SAN DIEGO STATE	7	10	7	7	-	31

Oct. 9 | Dignity Health Sports Park | Carson, Calif. | 6:10 p.m. PT | Attendance: 8,387



TEAM STATISTICS

	UNM	SDSU
FIRST DOWNS	12	19
Rushing	6	8
Passing	4	5
Penalty	2	6
NET YARDS RUSHING	66	203
Rushing Attempts	34	43
Average Per Rush	1.9	4.7
Rushing Touchdowns	0	4
Yards Gained Rushing	123	210
Yards Lost Rushing	57	7
NET YARDS PASSING	127	133
Completions-Attempts-Int	13-27-1	12-25-1
Average Per Attempt	4.7	5.3
Average Per Completion	9.8	11.1
Passing Touchdowns	0	0
TOTAL OFFENSE YARDS	193	336
Total offense plays	61	68
Average Gain Per Play	3.2	4.9
Fumbles: Number-Lost	1-1	1-1
Penalties: Number-Yards	9-86	5-37
PUNTS-YARDS	9-362	5-241
Average Yards Per Punt	40.2	48.2
Net Yards Per Punt	39.9	42.0
Inside 20	2	2
50+ Yards	1	2
Touchbacks	0	1
Fair catch	7	2
KICKOFFS-YARDS	2-123	6-390
Average Yards Per Kickoff	61.5	65.0
Net Yards Per Kickoff	37.0	43.0
Touchbacks	0	2
Fair Catch Yards	0	0
Punt returns: Number-Yards-TD	2-11-0	2-3-0
Average Per Return	5.5	1.5
Kickoff returns: Number-Yards-TD	4-82-0	2-49-0
Average Per Return	20.5	24.5
Interceptions: Number-Yards-TD	0-0-0	1-1-0
Fumble Returns: Number-Yards-TD	1-15-1	1-14-0
Miscellaneous Yards	0	0
Possession Time	28:59	31:01
1st Quarter	6:29	8:31
2nd Quarter	6:42	8:18
3rd Quarter	8:03	6:57
4th Quarter	7:45	7:15
Third-Down Conversions	3 of 16	3 of 11
Fourth-Down Conversions	1 of 2	1 of 2
Red-Zone Scores-Chances	0-1	4-4
Touchdowns	0-1	4-4
Field goals	0-1	0-4
Sacks By: Number-Yards	0-0	4-35
PAT Kicks	1-1	4-4
Field Goals	0-0	1-1
Points off turnovers	7	0

GAME NOTES

Big Notes

- San Diego State improved to 5-0 for just the second time in the last 46 seasons (also: 2017).
- The Aztecs are 5-0 for just the fifth time in their Division I history (since 1969) (1969, 1970, 1975, 2017 and 2021).
- SDSU is 5-0 for just the ninth time in 99 seasons of program existence (1930, 1966, 1967, 1968, 1969, 1970, 1975, 2017 and 2021).
- San Diego State improved to 4-0 at home this season and runs its "home" win streak to six games. The Aztecs are 7-1 in games played at Dignity Health Sports Park with three more home games scheduled this season.
- SDSU defeated New Mexico for the eighth straight time overall and now leads the all-time series, 28-15.
- SDSU, which entered the day as one of 17 undefeated teams nationally, is currently one of 13 teams with a perfect record. Teams that suffered their first loss of the season today: Alabama, Brigham Young, Penn State and Wyoming.
- San Diego State's five-game win streak is its longest contained inside a single-season since the Aztecs won six in a row in 2018.
- The Aztecs (5-0) already have one more win than last year's COVID shortened eight-game season (4-4).
- SDSU improved to 52-2 the last 54 times it has rushed for at least 200 yards in a game.
- SDSU has held six straight opponents to less than 100 yards rushing for the first time in its Division I era (since 1969).
- The Aztecs won their 18th straight game when leading after three quarters and are now 20-3 under head coach Brady Hoke when leading after three quarters.
- SDSU is outscoring the opposition, 69-7, in the third quarter this season.

Aztecs Knock Off New Mexico, 31-7

CARSON, Calif. -- Behind a strong running and a stellar defensive effort, No. 25 San Diego State defeated New Mexico, 31-7, in its Mountain West opener on Saturday at Dignity Health Sports Park.

The Aztecs gained 203 rushing yards and held the Lobos scoreless on offense to move to 5-0 for just the second time in the last 46 years, joining the 2017 squad.

Greg Bell rushed for 111 yards and a touchdown, while Jordan Brookshire ran for 45 yards and two additional scores, helping SDSU capture its eighth straight victory against New Mexico.

The Aztecs advanced into Lobo territory on its first five possessions of the game, building a 17-0 lead it would not relinquish.

Following a UNM punt on its initial march, SDSU quickly vaulted in front 7-0 after Bell accounted for all 63 yards on the Aztecs' six-play drive, capped by his one-yard touchdown burst.

San Diego State extended its lead to 10-0 early in the second quarter on Matt Araiza's 40-yard field goal. The Aztecs benefited from two 15-yard UNM penalties on its foray, including a pivotal pass interference call on 3rd and 13 from the Lobo 41.

Later, the Aztecs increased their advantage to 17-0 on Brookshire's 1-yard scramble around left end, which punctuated a 10-play, 66-yard march.

The Lobos, who gained 38 yards on their first five possessions, finally crossed midfield late in the second quarter, advancing 78 yards in seven plays to the Aztec 9. However, New Mexico was kept off the scoreboard when Trenton Thompson intercepted Terry Wilson Jr.'s third-down pass near the goal line with 1:18 before intermission.

The score remained unchanged until the 4:41 mark of the third quarter when the Lobos' Ray Leutele popped the ball loose from Bell and raced 15 yards for the visitors' only score.

Undaunted, SDSU extinguished UNM's faint comeback hopes on its next series, as Brookshire scored his second touchdown of the night on an 11-yard scramble with 2:35 remaining in the period to culminate a five-play, 60-yard drive.

San Diego State closed out the scoring with nearly two minutes elapsed in the fourth quarter on Chance Bell's eight-yard touchdown run.

Defensively, the Aztecs held their fifth straight opponent to 70 rushing yards or less this season, as the Lobos gained just 66 yards on the ground, including 28 through the first three quarters.

Segun Olubi led the Aztecs with seven tackles, including a sack and 1.5 tackles for loss, while Keshawn Banks and Branch recorded six and five tackles, respectively.

>>SCORING SUMMARY

Qtr	Time	Team	Scoring Play	Plays	TOP	Score
1st	11:21	SDSU	G. Bell 1-yard run (Araiza kick)	6-69	2:01	0-7
2nd	14:57	SDSU	Araiza 40-yard field goal	10-48	3:11	0-10
2nd	4:35	SDSU	Brookshire 1-yard run (Araiza kick)	10-66	5:29	0-17
3rd	4:41	UNM	Leutele 15-yard fumble return (Shelley kick)	0-00	0:00	7-17
3rd	2:35	SDSU	Brookshire 11-yard run (Araiza kick)	5-60	1:59	7-24
4th	13:05	SDSU	C. Bell 8-yard run (Araiza kick)	6-66	2:52	7-31

INDIVIDUAL STATISTICS

>>NEW MEXICO

Rushing	Att	Yds	TD	Long	Avg
Dumas	11	77	0	19	7.0
Cole	10	25	0	8	2.5
Hall	1	-1	0	0	-1.0
Montes	1	-1	0	0	-1.0
Wilson Jr.	11	-34	0	0	-3.1
Totals	34	66	0	19	1.9

Passing	C-A-I	Yds	TD	Long	Sack
Wilson Jr.	13-25-1	127	0	28	4
Hall	0-1-0	0	0	0	0
Montes	0-1-0	0	0	0	0
Totals	13-27-1	127	0	28	4

Receiving	No.	Yds	TD	Long
Wysong	4	51	0	26
Erickson	3	24	0	12
Hall	3	18	0	12
Queen	1	28	0	28
Withoft	1	3	0	3
Taylor	1	3	0	3
Totals	13	127	0	28

>>SAN DIEGO STATE

Rushing	Att	Yds	TD	Long	Avg
G. Bell	21	111	1	40	5.3
Brookshire	5	45	2	22	9.0
Williams	6	22	0	8	3.7
Armstead	3	10	0	7	3.3
C. Bell	3	6	1	8	2.0
Johnson	1	6	0	6	6.0
Byrd	3	2	0	3	0.7
Haskell	1	1	0	1	1.0
Totals	43	203	4	40	4.7

Passing	C-A-I	Yds	TD	Long	Sack
Brookshire	11-24-0	130	0	36	0
Johnson	1-1-0	3	0	3	0
Totals	12-25-0	133	0	36	0

Receiving	No.	Yds	TD	Long
Shavers	2	39	0	23
Bellinger	2	25	0	17
Byrd	2	2	0	3
Busbee	1	36	0	36
Kothe	1	7	0	7
G. Bell	1	7	0	7
Matthews	1	3	0	3
Williams	1	6	0	6
Dedeaux	1	5	0	5
Totals	12	133	0	36

- yards (1,968).
- This year, Matthews is tied for ninth in the Mountain West in receptions (32) and receptions per game (3.20), and tied for 10th in receiving touchdowns (3).
 - Matthews currently has a streak of three straight games with a touchdown catch after not having one the first seven games of the year.
 - Matthews ranked eighth in the Mountain West last year in receiving touchdowns (9, T-31st in FBS).
 - The nine touchdown catches for Matthews were the most by an Aztec since Vincent Brown had 10 in 2010 and tied for the 11th most in a season.
 - Matthews had a then career-high nine receptions for 75 yards and three touchdowns at UNLV on Nov. 19. The three touchdown catches for the most by an Aztec since Colin Lockett had three in the 2011 New Orleans Bowl, while the nine catches were then the most at SDSU since Mikah Holder had nine at UNLV on Oct. 7, 2017.
 - Matthews followed that up with another 9-catch game for 133 yards and a touchdown against Boise State on Nov. 26.
 - Matthews had career highs of 11 catches and 175 yards, along with two touchdowns, en route to being named the offensive most valuable player at the 2021 Frisco Bowl. The 11 receptions were the most by an Aztec since DeMarco Sampson had 12 vs. Utah on Nov. 20, 2010, while the 175 yards were the most since Fred Trevillion had 189 at Fresno State on Nov. 17, 2018.
 - Matthews is one of 27 Aztecs with at least five, 100-yard receiving games.
 - Over the final four games last year, Matthews totaled 37 catches for 465 yards and seven touchdowns.
 - In two career bowl games, Matthews has totaled 14 receptions for 286 yards and four touchdowns, winning offensive MVP honors both times (shared the award with Jordan Byrd at the 2019 New Mexico Bowl).
 - Among freshmen in SDSU single-season history in 2019, Matthews ranked second in receptions (48) and third in receiving yards (633).
 - Matthews had the fifth-most catches (48) in the country without a dropped pass in 2019 (according to Pro Football Focus).
 - WR Tyrell Shavers ranks fourth in the Mountain West in yards per reception (15.90), seventh in receiving yards (477) and receiving yards per game (47.70), and tied for 10th in receiving touchdowns (3).
 - Shavers had a receiving touchdown in three straight games dating back to last season before not scoring at No. 14/15 Utah on Sept. 17.
 - Shavers recorded his first career 100-yard receiving game with 149 yards on eight catches against Hawai'i on Oct. 8. Shavers became SDSU's 89th different 100-yard receiver and first since Jesse Matthews in the 2021 Frisco Bowl. It was the 336th time an Aztec has broken the 100-yard plateau.
 - Shavers had his second 100-yard receiving game on Nov. 12 against San Jose State, catching four passes for 111 yards and a touchdown.
 - Shavers is one of 56 players in program history with multiple 100-yard receiving games.
 - LG Cade Bennett has allowed only four quarterback pressures (no sacks) in 303 passing opportunities on the season.
 - According to Pro Football Focus, Bennett's 85.2 pass block rating is the second highest in the Mountain West among offensive linemen (min. 100 pass opportunities).

BULLET NOTES - DEFENSE

- Kurt Mattix is in his third season as defensive coordinator running the 3-3-5 defense at San Diego State. He previously served as defensive coordinator at Eastern Kentucky and worked with Hoke at Michigan. Mattix has been named a nominee for the Broyles Award for the top assistant coach in both 2020 and 2021.
- San Diego State's returns seven starters return from a defense that ranked third in rushing yards allowed per game (80.4), 12th in total defense (324.5), 14th in pass efficiency rating (118.2) and 17th in scoring defense (19.8). Starters that are back for the Aztecs are senior defensive ends Jonah Tavai and Keshawn Banks, senior linebackers Caden McDonald and Michael Shawcroft, senior safeties Patrick McMorris and Cedarious Barfield, and junior cornerback Noah Tumblyn.
- Full bios of selected defensive players:
 - DE Keshawn Banks - pgs. 37-38
 - LB Caden McDonald - pgs. 61-63
 - S Patrick McMorris - pgs. 64-65
 - LB Michael Shawcroft - pgs. 69-70
 - DE Jonah Tavai - pgs. 71-72

DEFENSIVE NUMBERS

- Since 2014, SDSU ranks in a tie for fourth in turnovers forced (204), sixth in total defense (315.0) and seventh in scoring defense (19.0).
- San Diego State has held its opponent to single digits 20 times time since 2015 (99 games) and to 10 or less points 29 times over that span.
- SDSU has won 17 straight games when holding its opponent to under 24 points (33-2 under Brady Hoke).
- The Aztecs have allowed just 725 points over the last 158 quarters (4.59 points per quarter) (does not include overtime periods).
- SDSU has allowed just 799 points over the last 45 games (17.8 ppg).
- San Diego State held its opponent scoreless on its opening drive six times this year in 10 games, 18 times in 243 games since last season and 72 times since 2015 (99 games).
- This year opponents have had 124 drives where they have tried to score on SDSU and the Aztecs have forced three-and-outs (or less) in 41 of those drives (41.1 pct.). San Diego State averages 5.10 three-and-outs per game.
- SDSU shut out an opponent in the first half for three straight games (Sept. 24 vs. Toledo, Sept. 30 at Boise State and Oct. 8 vs. Hawai'i) for the first time since at least 2000. The streak, which was snapped with a late second quarter touchdown by Nevada on Oct. 22, is tied for the longest in the country this season. San Diego State has shut out its opponent in four of the 10 opponents this

MOUNTAIN WEST STANDINGS / SINCE 2013

Below is a look at the best Mountain West records in league games since it split into two divisions in 2013 (includes championship & bowl games; through Nov. 12, 2022).

Rk.	Team	W	L	Pct.	GB
1.	Boise State	65	15	.813	--
2.	San Diego State	57	22	.722	7.5
3.	Utah State	48	30	.615	16.0
4.	Fresno State	46	34	.575	19.0
5.	Air Force	41	34	.547	21.5
6.	Nevada	38	40	.487	26.0
7.	Colorado State	36	39	.480	26.5
8.	Wyoming	35	42	.455	28.5
9.	San José State	31	45	.408	32.0
10.	Hawai'i	26	53	.329	38.5
11.	UNLV	23	53	.303	40.0
12.	New Mexico	19	58	.247	44.5

MW STANDINGS VS. WEST DIVISION / SINCE 2013

Below is a look at the best Mountain West records in league games against the West Division since the start of the 2013 season (includes championship & bowl games; through Nov. 12, 2022).

Rk.	Team	W	L	Pct.
1.	Boise State	26	8	.765
2.	Utah State	23	9	.719
3.	San Diego State	34	15	.694
4.	Colorado State	19	11	.633
5.	Fresno State	30	17	.638
6.	Air Force	17	12	.586
7.	Nevada	26	21	.553
8.	Wyoming	14	17	.452
9.	San José State	19	28	.404
10.	Hawai'i	18	30	.375
11.	UNLV	16	32	.333
12.	New Mexico	7	23	.233

MW STANDINGS VS. MOUNTAIN DIVISION / SINCE 2013

Below is a look at the best Mountain West records in league games against the Mountain Division since the start of the 2013 season (includes championship & bowl games; through Nov. 12, 2022).

Rk.	Team	W	L	Pct.
1.	Boise State	39	7	.848
2.	San Diego State	23	7	.767
3.	Utah State	25	21	.544
4.	Air Force	24	22	.521
5.	Fresno State	16	17	.485
6.	Wyoming	21	25	.457
7.	San José State	12	17	.414
8.	Nevada	12	19	.387
9.	Colorado State	17	28	.378
10.	Hawai'i	8	23	.258
11.	New Mexico	12	35	.255
12.	UNLV	7	21	.250

MOST GAMES / CONSECUTIVE GAMES

Most Games Played	Games
Caden McDonald	58
Keshawn Banks	56
Jordan Byrd	55
Tyrell Shavers	55
Seyddrick Lakalaka	53

Consecutive Games Played	Streak
Caden McDonald, LB	58
Jesse Matthews, WR	45
Jonah Tavai, DT/DE	45
Jordan Byrd, RB	38
Alama Uluave, C	33

TOP SCORING DEFENSES SINCE 2014

Best scoring defenses since start of 2014 (min. 100 GP, through Nov. 12)

Rk.	School	Pts. Allowed Per Game
1.	Georgia	16.8
	Clemson	16.8
3.	Alabama	17.0
4.	Wisconsin	17.4
5.	Michigan	18.6
6.	Iowa	18.7
7.	San Diego State	19.0
8.	Ohio State	19.3
9.	Appalachian State	19.9
10.	Washington	20.3

TOP TOTAL DEFENSES SINCE 2014

Best total defenses since start of 2014 (min. 100 GP, through Nov. 12)

Rk.	School	Total Yds. Allowed Per Game
1.	Wisconsin	288.2
2.	Michigan	293.9
3.	Clemson	299.6
4.	Georgia	301.2
5.	Alabama	303.2
6.	San Diego State	315.0
7.	Iowa	324.4
8.	Ohio State	327.3
9.	Appalachian State	327.5
10.	Penn State	335.9

MOST INTERCEPTIONS SINCE 2014

Below is a list of the most interceptions forced in the FBS since the beginning of the 2014 campaign (through Nov. 12).

Rk.	Team	INT
1.	Iowa	142
2.	San Diego State	141
3.	Clemson	127
4.	Alabama	126
	Ohio State	126
6.	Louisiana Tech	125
	Wisconsin	125
8.	Appalachian State	123
9.	Utah	122
10.	Western Kentucky	119

MOST TURNOVERS FORCED SINCE 2014

Below is a list of the most turnovers forced in the FBS since the beginning of the 2014 campaign (through Nov. 12).

Rk.	Team	TO Forced
1.	Louisiana Tech	215
2.	Ohio State	208
3.	Clemson	207
4.	San Diego State	204
	Utah	204
	Memphis	204
7.	Iowa	202
8.	UCF	201
9.	Alabama	199
10.	Wisconsin	196

FEWEST INT. THROWN SINCE 2015

Fewest INT by an FBS team since 2015 (min. 60 GP, through Nov. 12).

Rk.	School	Int.
1.	Navy	41
2.	SAN DIEGO STATE	44
3.	Air Force	46
4.	Army West Point	49
5.	Alabama/LSU	53

year in the first half, including four of the last seven games.

- San Diego State held its opponent scoreless in five straight first quarters before being snapped with a field goal by Fresno State on Oct. 30. It was SDSU's longest streak since a five-game stretch from 2003-04 (last four games of 2003, first game of 2004). San Diego State then shut out UNLV in the first half the following game, making it just three points allowed in a seven-quarter stretch. SDSU, however, gave up 14 first quarter points to San Jose State on Nov. 12.
- **The Aztecs have held their opponents scoreless in 18 of the 40 quarters this season, including 18 of the last 35.**
- The Aztecs allowed 4.73 yards per play last year, which ranked eighth in the country.
- SDSU limited Nevada to just 227 total yards on Oct. 22, its fewest in a home game since having 203 against Hawai'i on Sept. 28, 2019.
- The seven points by Nevada were also the fewest by a Wolf Pack team in a home game since scoring three against Hawai'i on Sept. 28, 2019.
- SDSU recorded a safety (Jonah Tavai sack) against San Jose State on Nov. 12, its first since Oct. 4, 2013 against Nevada and first on a defensive play since Nov. 13, 2010 at TCU.
- DE Keshawn Banks has 35.5 tackles for loss for his career, tied for the 13th most in program history (since records were kept in 1979). DE Jonah Tavai, meanwhile, is 15th with 33.5.
- LB Caden McDonald has played in 58 straight games, the longest streak on the team. McDonald's 58 games played are also the most on the team.
- Ca. McDonald has started 41 straight games, the longest streak among Aztec defensive and offensive starters.
- Banks has the most starts among active Aztecs (44).
- LB Michael Shawcroft is tied for ninth all-time at SDSU with five forced fumbles.
- S Patrick McMorris has played 572 of the team's 678 defensive snaps this season, the most on the team despite missing the Toledo game with an injury.
- LB Cooper McDonald is tied for 14th in FBS with two fumble recoveries (T-3rd in MW).
- S Cedarius Barfield is tied for third in the Mountain West in forced fumbles (2, T-28th in FBS) and tied for fifth in forced fumbles per game (0.22, T-34th in FBS).
- Shawcroft was named the Mountain West Defensive Player of the Week for the first time of his career on Oct. 24 for his play at Nevada on Oct. 22. Shawcroft had a team-high seven tackles (six solo), including two tackles for loss for 11 yards and a 9-yard sack, and a forced fumble. The forced fumble (the fifth of his career) was recovered by Patrick McMorris and returned 30 yards for a touchdown to put SDSU on the scoreboard just 54 seconds into the game. Shawcroft helped limit Nevada to just 227 total yards, its fewest in a home game since having 203 against Hawai'i on Sept. 28, 2019, and fewest points (7) in a home game since scoring three vs. Hawai'i in the 2019 contest. The Wolf Pack also rushed for just 35 yards on 21 carries (1.7 avg.) with 27 coming on one rush.
- CB Dallas Branch was named the Mountain West Defensive Player of the Week for the first time of his career on Nov. 7 for his play against UNLV on Nov. 5. Branch had four tackles, a sack, two tackles for loss, an interception and a fumble recovery. He ended up setting career highs in tackles for loss (2) and had his first sack, while tying career bests in interceptions (1) and fumble recoveries (1). He first recovered a fumble in the second quarter after UNLV reached SDSU territory and later picked off a Doug Brumfield pass in the end zone on the second play of the fourth quarter.
- McMorris was named an all-MW first-team pick in 2021, becoming the first 'Aztec' in the 3-3-5 defense (started in 2009) to earn an all-MW first or second team since Nat Berhe in 2013. Berhe is the only other 'Aztec' to even earn a second team (2012).
- McMorris is also the preseason MW Co-Defensive Player of the Year for the 2022 campaign.
- Last year, McMorris and Trenton Thompson each earned first-team all-MW honors, making it the first time in league history that the Aztecs have had a pair of first-team safeties.
- Ca. McDonald was named a first-team all-Mountain West selection in 2021 for a second straight season and joined Kirk Morrison (2002-04), Miles Burreis (2010-11), Calvin Munson (2015-16) and Kyahva Tezino (2018-19) as the only Aztec linebackers to earn multiple all-MW honors.
- Noah Avinger started the opener against New Mexico State on Sept. 4, 2021, becoming the first true freshman Aztec cornerback to start since Leon McFadden in 2009 and just the third true freshman to start on defense since 2009 (also S Tariq Thompson in 2017). Then true freshman CJ Baskerville later started at UNLV, along with Avinger in the secondary.

RUSHING DEFENSE

- Opponents have rushed 314 times this season with only 12 attempts longer than 20 yards (3.8 pct.) (two at No. 14/15 Utah on Sept. 17, five at Boise State on Sept. 30, two vs. Hawai'i on Oct. 8, one at Nevada on Oct. 22 and two against UNLV on Nov. 5).
- **Over the past two seasons, opponents have rushed 727 times with only 17 attempts longer than 20 yards (2.3 pct.).**
- Opponent rush average vs. SDSU by down: 1st - 4.5; 2nd - 3.4; 3rd - 2.1; 4th - 2.0.
- Opponent rush average vs. SDSU by quarter: 1st - 2.3; 2nd - 3.1; 3rd - 5.4; 4th - 4.7 - and by half: 1st - 2.7; 2nd - 5.0.
- **San Diego State allowed negative 3 yards rushing to Fresno State on Oct. 29, its fewest in a game since having negative 16 yards to SMU in the 2012 Hawai'i Bowl and fewest in a home game since at least 1996.**
- The negative 3 yards allowed by the Aztecs were their fewest allowed since keeping Brigham Young to negative 16 yards on Sept. 16, 1995 and the sixth-fewest allowed in SDSU's DI history (since 1969).
- **The negative 3 rushing yards are the fifth fewest allowed in a game this season.**
- Fresno State averaged negative 0.12 yards per carry vs. San Diego State, tied for the sixth-lowest margin in SDSU's DI history (since 1969).

PASSING DEFENSE

- SDSU's 141 interceptions since the 2014 season are the second most in the country over that span (Iowa, 142) while its 15 interceptions returned for a touchdown ranks in a tie for 12th.

- San Diego State had a season-high seven sacks at Fresno State on Oct. 29 after recording 11 the first seven games of the season.
- **The Aztecs have 18 sacks and 34 tackles for loss over the last four games.**
- **DE Jonah Tavai ranks third in program history with 22.5 sacks and in a tie for 11th in single-season history with nine sacks.**
- Jo. Tavai is ranked second in the Mountain West in sacks (9.0, T-5th in FBS), sacks per game (0.90, T-5th in FBS) and total sack yards (62, 7th in FBS), third in total tackles for loss yards (64, T-19th in FBS), tied for fourth in total tackles for loss (11.5, T-27th in FBS) and tied for fifth in tackles for loss per game (1.15, T-30th in FBS).
- According to Pro Football Focus, Jo. Tavai has highest defensive grade in the league (90.6, min. 200 snaps) and the highest pass rush rating (91.2, min. 100 pass snaps).
- **Per PFF, Jo. Tavai has the most quarterback pressures in the country (58 (No. 2 is 50)) and the most hurries (38), and tied for the 14th-most QB hits (10).**
- In terms of pass rushing stats, LB Michael Shawcroft ranks tied for eighth in tackles for loss per game (1.11, T-41st in FBS) and total tackles for loss (10.0, T-59th in FBS), tied for ninth in total sacks yards (34), 10th in total tackles for loss yards (49, T-59th in FBS) and tied for 10th in sacks per game (0.50).
- CB Dallas Branch and CB Dez Malone are tied for 10th in the Mountain West in interceptions (2, T-74th in FBS).
- Per PFF, DE Keshawn Banks is tied for fifth in the Mountain West in quarterback hits (7) and LB Cooper McDonald is tied for 10th (5).
- When McMorris has been targeted this season, quarterbacks are 7-for-13 for 67 yards and two interceptions, posting a 66.4 defensive pass efficiency rating, which ranks fourth in the league (min. 100 pass opportunities) among defensive backs.
- Pro Football Focus rates McMorris second in the Mountain West in pass coverage (88.7, min. 200 pass opportunities).
- CB Noah Tumblyn's four pass breakups in the 2021 opener against New Mexico State were tied for the fifth most in a game in FBS last season and tied for the fourth most in a game in school history (an Aztec has only recorded games with at least four PBUs 16 times in program history).

BULLET NOTES - SPECIAL TEAMS

- ESPN's special teams efficiency rating has San Diego State at 79.6, which ranks second in FBS, trailing only South Carolina (80.6).
- **Since the start of the 2015 season, San Diego State has 14 kickoff returns for touchdowns, the most in FBS play over that time. To put that stat into perspective, 15 other teams have played at least 60 games over that span and do not have a single kick return touchdown.**
- The Aztecs also have five 100-yard kickoff return touchdowns since 2015, one behind Western Michigan for the most in FBS play over that span.
- SDSU had a non-offensive touchdown in each of the first four games of the 2021 season and had one in five of the 14 games overall.
- **San Diego State has five non-offensive touchdowns this year, including a blocked punt recovery in the end zone to score against Arizona on Sept. 3, a returned a punt for a touchdown against Idaho on Sept. 10, a blocked punt and return at Boise State on Sept. 30, a fumble return at Nevada on Oct. 22 and a kick return touchdown against San Jose State on Nov. 12. The five non-offensive touchdowns are tied for second most in the country, only trailing Western Kentucky (7).**
- The Aztecs have 10 non-offensive touchdowns since the start of the 2021 season. Only two schools have more non-offensive touchdowns over that span, including Middle Tennessee (13) and Pittsburgh (11). Over that span, SDSU has four blocked punt returns for touchdowns, two interception returns for touchdowns, two kickoff returns for a touchdown, a fumble recovery for a touchdown and one punt return for a touchdown.
- **Since the start of the 2020 season, San Diego State has 14 non-offensive touchdowns, the third most in the country over that span, trailing only Alabama (15) and Middle Tennessee (15).**
- KR Jordan Byrd was named a first-team all-Mountain West kick returner, joining Rashaad Penny (2015-17) as the only Aztecs to make an all-MW first team in league history.
- Byrd was then chosen as the Mountain West Preseason Special Teams Player of the Year, landing on the all-conference team at both kick returner and punt returner.
- Byrd ranks second in program history in kick return average (25.7), a tie for second in kick return touchdowns (3), third in kick return yards (1,848), tied for third in punt returns (63), fourth in kick returns (72), eighth in punt return yards (447) and 11th in all-purpose yards (3,832).
- Byrd ranks third among active FBS players in kick return average (25.7, min. 50 KR).
- **Byrd is the first FBS player with at least one rushing touchdown, receiving touchdown, kick return touchdown and punt return touchdown in the same season since Temple's Isaiah Wright in 2018 and just the second Aztec since at least 1996 (Rashaad Penny in 2017). No other Mountain West player has accomplished the feat (league started in 1999).**
- Byrd leads the Mountain West in punt return average (9.23, 22nd in FBS), and is tied for first in kick return touchdowns (1, T-1st in FBS) and punt return touchdowns (1, T-5th in FBS), second in kick return average (26.60, 11th in FBS) and combined kick/punt return yards (519, 12th in FBS), third in kick return yards (399, T-22nd in FBS) and punt return yards (120, 37th in FBS), fourth in total kick returns (15, T-28th in FBS), seventh in all-purpose yards (934), eighth in all-purpose yards per game (93.40) and 10th in all-purpose yards per play (8.49).
- Byrd returned a punt 66 yards for a touchdown against Idaho State on Sept. 11. It was his first punt return for a touchdown and first by an Aztec since BJ Busbee had returned a 90-yarder against Colorado State on Dec. 5, 2020.
- Byrd a kickoff 95 yards for a touchdown vs. San Jose State on Nov. 12, the third of his career.
- Byrd's 56.0 kick return average vs. SJSU is the seventh highest in a game this season
- Byrd returned a kickoff 100 yards or a touchdown against Utah on Sept. 18, 2021 to become the fifth Aztec in program history with a 100-yard kickoff return (has happened eight times overall) and first since Rashaad Penny against Nevada on Nov. 18, 2017.

CAREER START CHART

Career Starts (Off/Def)	'17	'18	'19	'20	'21	'22	Total
Keshawn Banks, DE	-	0	13	7	14	10	44
Caden McDonald, LB	RS	0	10	8	14	10	42
Jesse Matthews, WR	-	RS	10	8	13	9	40
Alama Uluave, C	-	0	0	8	14	10	32
Jonah Tavai, DT	-	-	1	5	14	10	30
Justus Tavai, DT	-	-	0	7	11	10	28
Braxton Burmeister, QB	5	0	-	4	12	5	26
Patrick McMorris, AZ	-	-	0	1	14	10	25
Brandon Greshaw-Dickson, RT/LT	-	-	RS	0	14	9	23
Michael Shawcroft, LB	-	-	0	5	7	9	21
Jordan Byrd, RB	-	0	6	3	2	7	18
Cedarious Barfield, S/CB	-	RS	0	4	9	4	17
Cooper McDonald, LB	-	-	-	0	10	6	16
Tyrell Shavers, WR	-	0	0	1	4	10	15^
Noah Tumblyn, CB	-	-	RS	0	8	5	13
Mark Redman, TE	-	-	-	0	1	10	11
CJ Baskerville, S	-	-	-	-	4	7	11
Seyddrick Lakalaka, LB	RS	0	0	6	5	0	11
Cade Bennett, LG	-	-	-	RS	0	10	10
Josh Simmons, RT	-	-	-	-	RS	10	10
Davaughn Celestine, S	-	-	RS	0	0	9	9
Dez Malone, CB	-	-	-	RS	0	8	8
Jay Rudolph, TE	-	-	-	0	5	3	8
Noah Avinger, CB	-	-	-	-	3	4	7
Dallas Branch, CB	-	-	-	0	4	3	7
Ross Ulugalu-Maseuli, RG	-	-	-	-	RS	5	6
Zyrus Fiasue, LB	-	-	-	-	RS	5	5
Jalen Mayden, QB	-	0	0	-	0	5	5
Mekhi Shaw, WR	-	-	-	RS	1	4	5
Dean Abdullah, RG	-	-	-	-	-	3	3
Chance Bell, RB	RS	1	0	1	0	1	3
Jaylon Armstead, RB	-	-	-	RS	0	2	2
Martin Blake, RB	-	-	-	-	RS	2	2
Aaron Greene, TE	-	-	-	RS	0	2	2
Thomas Mirabella, RG	-	-	-	RS	0	2	2
Kyron White, S	-	-	RS	0	0	1	1
Joey Wright, LT	-	-	-	RS	0	1	1
Vai Kaho, LB	-	-	-	0	1	0	1
TJ Sullivan, WR	-	RS	1	0	0	0	1

*19 of Justus Tavai's starts came at Hawaii; 16 of Burmeister's starts came at Virginia Tech and five at Oregon; Two of Shavers' starts came at Mississippi State; * One of Redman's starts came at Washington*

AZTECS IN THE NFL (AS OF NOV. 11, 2022)

(According to NFL.com; * - practice squad player; ^ - injured list)

CURRENT NFL TEAM	SDSU LETTERS
ATLANTA FALCONS Darren Hall, CB	2018-19-20
ARIZONA CARDINALS Aaron Brewer, LS Cameron Thomas, LB	2008-09-10-11 2019-20-21
CHICAGO BEARS *Zachary Thomas, OL	2017-19-20-21
INDIANAPOLIS COLTS *Segun Olubi, LB	2020-21
NEW ENGLAND PATRIOTS *Calvin Munson, LB	2013-14-15-16
NEW YORK GIANTS Daniel Bellinger, TE *Trenton Thompson, S	2018-19-20-21 2016-18-19-20-21
NEW YORK JETS ^Nick Bawden, FB	2014, 16-17
PITTSBURGH STEELERS *William Dunkle, OL Damontae Kazee, S	2019-20-21 2013-14-15-16
SAN FRANCISCO 49ERS *Alex Barrett, DL Daniel Brunskill, OL *Taylor Hawkins, CB *Keith Ismael, OL	2013-14-15-16 2013-14-15-16 2017-18-19-20-21 2019-20-21
SEATTLE SEAHAWKS Rashaad Penny, RB	2014-15-16-17
TAMPA BAY BUCCANEERS *David Wells, TE	2013-15-16-17

DEFENSIVE SCORING PLAYS (SINCE 2009)

2022

Jonah Tavai.....Sacked QB in end zone vs. SJSU (N.12) (Safety)
Patrick McMorris.....30-yd FR after Michael Shawcroft's FF
.....at Nevada (O.22) (TD)

2021

Andrew Aleki.....17-yd INT at UNLV (N.19) (TD)
Andrew Aleki.....25-yd INT vs. New Mexico State (S.4) (TD)

2020

Darren Hall.....57-yd INT at Colorado (N.28) (TD)
Segun Olubi.....71-yd INT vs. Hawai'i (N.14) (TD)

2019

Darren Hall.....20-yd FR after Tariq Thompson's FF
.....vs. Central Michigan (D.21) (TD)

2017

Tariq Thompson.....83-yd INT vs. Northern Illinois (S.30) (TD)

2016

Ron Smith.....54-yd INT vs. Houston (D.17) (TD)
Damontae Kazee.....54-yd INT vs. Hawai'i (N.5) (TD)
Ron Smith.....14-yd INT vs. Hawai'i (N.5) (TD)
Malik Smith.....28-yd INT at Utah State (O.28) (TD)
Ronley Lakalaka.....9-yd INT vs. California (S.10) (TD)

2015

Alex Barrett.....43-yd INT vs. Cincinnati (D.24) (TD)
Damontae Kazee.....55-yd INT at Colorado St. (O.31) (TD)
Calvin Munson.....67-yd INT vs. San Diego (S.6) (TD)
.....19-yd INT vs. San Diego (S.6) (TD)

2014

Calvin Munson.....56-yd INT vs. Air Force (N.21) (TD)

2013

J.J. Whittaker.....18-yd INT vs. Boise State (N.23) (TD)

2012

Everett Beed.....52-yd FR vs. Air Force (N.10) (TD)
Leon McFadden.....96-yd INT at Fresno State (S.29) (TD)
Eric Pinkins.....32-yd INT at Fresno State (S.29) (TD)
Leon McFadden.....28-yd INT vs. North Dakota (S.15) (TD)

2010

Jerome Long.....FR in end zone after Rob Andrews' FF
.....at TCU (N.13) (Safety)

2009

Luke Laolagi.....55-yd INT at UNLV (N.28) (TD)
Dey Juan Hemmings.....14-yd FR after Ernie Lawson's FF
.....vs. New Mexico State (O.3) (TD)
Team.....QB fell in end zone vs. So. Utah (S.12) (Safety)

IN-SEASON AZTEC BIRTHDAYS

Date (Opponent)	Name (Age)
Sept. 17 (at Utah)	Liu Aumavae (19)
Sept. 19	Braxton Burmeister
Sept. 30 (at Boise State)	Jatavious Magee (20)
Oct. 18	Joshua Hunter (20)
	Nick Gardinera (19)
Oct. 30	Darius Hyde (21)
Nov. 9	Chris Johnson (18)
Nov. 30	Michael Shawcroft (22)
Dec. 5	Kyle Crum (20)
Dec. 13	Jonah Tavai (22)
Dec. 15	Garret Fountain (22)
Dec. 21	Keshawn Banks (23)

- Byrd's 63.0 kick return average in the 2021 Utah game was the ninth highest in a FBS game last season (min. 2 KR) and the fourth highest by an Aztec since at least 1996 (min. 2 KR). Byrd now has two of the four-highest kick return averages in a game by an Aztec since at least 1996 (min. 2 KR) (74.0 vs. Colorado State on Dec. 5, 2020 (No. 1) and 63.0 vs. Utah on Sept. 18, 2021 (No. 4)).
- Byrd was one of only 19 FBS players with a 100-yard kick return for a touchdown in 2021.
- Byrd (93-yard kick return) and former Aztec BJ Busbee (90-yard punt return) helped San Diego State become the first team with a kickoff return and punt return in the same quarter (second) on Dec. 5, 2020 vs. Colorado State since Oct. 31, 2015 vs. Tennessee (third quarter at Kentucky).
- The Aztecs have returned a kickoff and punt for a touchdown three times in the same game in the last 26 seasons (since 1996).
- P/K Jack Browning ranks third in SDSU single-season history in punt average (45.76) and seventh in field goal percentage (82.35).
- Browning is tied for the FBS lead in punts inside the 20-yard line (26) and PAT percentage (100.00), and is ninth in punt average (45.76, 1st in FBS), total punt yards (2,517, 3rd in FBS) and punt yards per game (251.70, 3rd in FBS), tied for ninth in total punts (55, T-3rd in FBS), 10th in net punt average (42.31, 1st in FBS), tied for 16th in punts per game (5.50, T-3rd in FBS) and 18th in kickoff average (63.98, 2nd in FBS). Also ranks second in the Mountain West in kickoff yards (2,815), third in field goals made per game (1.40, T-26th in FBS), total field goals made (14, T-26th in FBS) and kickoff touchback percentage (25, T-65th in FBS), tied for third in total field goal attempts (17, T-28th in FBS) and total kickoff touchbacks (25, T-65th in FBS), fourth in field goals attempted per game (1.70, T-30th in FBS) and tied for fourth in total kickoffs (44), fifth in field goal percentage (82.35, T-44th in FBS), tied for fifth in total points (66), tied for sixth in made PATs (24), tied for seventh in attempted PATs (24), tied for eighth in points responsible for (66) and tied for ninth in points per game (6.60).
- Browning didn't have a touchback from a punt until his 33th attempt of the season (Sept. 30 at Boise State).
- Browning made his first career eight field goal attempts and has made 14 of 17 on the season.
- Browning has five games this season with multiple field goals, including three in back-to-back games vs. Hawai'i (Oct. 8) and at Nevada (Oct. 22).
- Browning had an impressive game against Idaho State on Sept. 10, punting six times for a 47.5 avg., with all six landing inside the 20-yard line, including five inside the 10 and four inside the 5. He became just the second punter with four punts inside the 5-yard line since at least 2012 (also Michael Dickson (Texas) vs. Missouri on Dec. 27, 2017). Additionally, Dickson was the only player since 2012 with more than five punts inside the 10 (he had six). Off Browning's six punts, Idaho State averaged a 4.83 starting field position. He also made his only field goal and all five PATs, while kicking off seven times for a 65.7 average with six touchbacks. He also had a 26-yard rush on a fake punt attempt.
- Browning was named the Mountain West Special Teams Player of the Week for the first time of his career on Sept. 26 for his play against Toledo on Sept. 24. In the kicking game, Browning made his only field goal attempt - a career-long 50-yarder - and was 2-for-2 in PATs. Browning also punted nine times for 364 yards (40.4 avg.) (three of his punts started in Toledo territory) with a long of 56 yards. Out of his nine punts, six landed inside the 20 (last six of the game) and three inside the 10. Out of his nine punts, Toledo averaged a 21.7-yard field position. Browning also kicked off four times for a 64.2 average with two touchbacks. Off his four kickoffs, Toledo averaged a 22-yard field position. Out of his 13 overall kicks (punts and kickoffs), Toledo averaged starting on its own 21.8-yard line.
- Browning had another good game at Boise State on Sept. 30, punting a career-high 10 times for a career-high 48.5 average. The 48.5 average is the second highest this season for those with at least 10 punts in a game and the 23rd longest since at least 1996. Browning also made both of his field goal attempts.
- For his career, Browning has rushed three times on fake punts/kicks for 72 yards (24.0 avg.) with a touchdown.
- Tyrell Shavers ranks in a tie for third in program history in blocked kicks (3) and has all three in just 23 games at SDSU.
- Shavers had two blocked kicks last year, one off Brad Burton's school record of three set in 1989.
- Shavers has returned three blocked punts for touchdowns over his career (Sept. 26, 2020 at No. 6/5 LSU while at Alabama, Sept. 11, 2021 at Arizona and Sept. 30, 2022 at Boise State).
- Shavers is tied for first in the Mountain West in punt return touchdowns (1) (off a blocked punt, tied for second in blocked kicks (1, T-11th in FBS) and tied for fourth in blocked kicks per game (0.10, T-60th in FBS).
- Cedarius Barfield is tied for second in the Mountain West in blocked kicks (1, T-11th in FBS) and blocked kicks per game (0.11, T-21st in FBS).
- Jaylon Armstead is also tied for first in the Mountain West in punt return touchdowns (1) (off a blocked punt).
- Full bios of selected defensive players:
 - P/K Jack Browning - pgs. 42-45
 - KR/PR Jordan Byrd - pgs. 46-51

WHAT'S UP, BRO?

- Thanks in part to the NCAA transfer portal, San Diego State has three sets of brothers on the 2022 team. The three sets of brothers include the Avengers (senior running back Lucky and sophomore cornerback Noah), McDonalds (COVID senior linebacker Caden and junior linebacker Cooper) and the Tavais (COVID senior defensive tackle Justus and COVID senior defensive end Jonah).
- Two of the six brothers joined the Aztecs in the spring, including Cooper McDonald (2020-21 at Washington) and Justus Tavai (2019-21) at Hawai'i.
- What's the most amazing thing about the three sets of brothers is that five of the six individuals started in SDSU's opener against Arizona on Saturday, including all five on the defensive side of the ball - CB Noah Avinger, LB Caden McDonald, LB Cooper McDonald, DE Jonah Tavai and DT Justus Tavai.
- The five starting brothers are the most in the country. Below is a look at the most projected starting brothers in FBS play entering this season.

2022 Projected Starting Brothers (entering season)

Rk.	School	Sets of Brothers	Projected Starting Brothers
1.	San Diego State	3	5
2.	North Carolina State	4	3
	New Mexico	3	3
	UAB	2	3
5.	UTSA	3	2
	Illinois	2	2
7.	Minnesota	3	1
	Kentucky	4	1
9.	Georgia Southern	2	0

- The two sets of Aztecs defensive brothers are also producing on the field. Below is a look at the list of brothers with the most tackles for loss this season. (numbers updated through Nov. 13)

Combined Tackles For Loss by a Set of Brothers

Rk.	School	Brother 1	TFL	Brother 2	TFL	Combined TFL
1.	Cincinnati	Ivan Pace	19.0	Deshawn Pace	5.0	24.0
2.	San Diego State	Jonah Tavai	11.5	Justus Tavai	1.5	13.0
3.	UCLA	Grayson Murphy	9.0	Gabriel Murphy	3.5	12.5
	Utah	Karene Reid	7.0	Gabe Reid	5.5	12.5
5.	San Diego State	Caden McDonald	7.0	Cooper McDonald	4.0	11.0
6.	Notre Dame	Jayson Ademilola	3.0	Justin Ademilola	3.0	6.0

100TH SEASON OF AZTEC FOOTBALL

- The 2022 campaign is the 100th season of Aztec football.
- Among the highlights for the 100th-year celebration include the unveiling of an all-century team, along with the recognition of various San Diego State legends.
- Ten former football players were announced as legacy ambassadors for the 100th Aztec football season, including Willie Buchanan, Fred Dryer, Marshall Faulk, Akbar Gbaja-Biamila, Haven Moses, Kirk Morrison, Rashaad Penny, Donnel Pumphrey, Todd Santos and Brian Sipe.
- Two of the legacy ambassadors - Pumphrey and Sipe - were honorary head coaches for the 2022 Spring Game, which Team Pumphrey came out on top, 28-6.
- Buchanan (1970-71) was a 1971 first-team All-America selection by The Sporting News, Time Magazine and Pop Warner. Buchanan was drafted in the first round of the NFL Draft by the 1972 Green Bay Packers, where he was named the 1972 NFL Defensive Rookie of the Year. A charter member of the 1988 Aztec Hall of Fame, Buchanan also was inducted into the Packers Hall of Fame in 1993.
- Dryer (1967-68) was a 1968 Little All-American before being drafted in the first round of the 1969 NFL Draft, and playing 13 seasons for the New York Giants and the Los Angeles Rams. A two-time Pro Bowl selection, Dryer starred in the long-running television series "Hunter" following his professional career. Dryer was inducted into the 1988 Aztec Hall of Fame and the 1997 College Football Hall of Fame.
- Faulk (1991-93) was a three-time All-American (1991-93) and two-time unanimous All-American (1992-93), recording back-to-back NCAA rushing titles (1991-92). Faulk, who was second in the Heisman Trophy voting in 1992 and fourth in 1993, went on to be the second pick in the 1994 NFL Draft, where he was a seven-time Pro Bowl selection and was the 2000 NFL MVP. Faulk was inducted into the 1998 Aztec Hall of Fame, 2011 NFL Hall of Fame and 2017 College Hall of Fame.
- Gbaja-Biamila (1999-02) was an honorable-mention all-Mountain West selection as a senior in 2002, when he amassed 45 tackles, 13 tackles for loss and five sacks. A team captain as a senior, Gbaja-Biamila went on to play in the NFL for the Oakland Raiders. Gbaja-Biamila eventually found a role in TV, including the last nine years as a co-host for American Ninja Warrior.
- Moses (1966-67) was a first-team All-America selection by The Sporting News and Time Magazine as a senior in 1967. Moses ended up being picked in the first round of the 1968 NFL Draft by the Buffalo Bills, where he became a Pro Bowler in 1974. Moses was inducted into the 1988 Aztec Hall of Fame.
- Morrison (2001-04) capped off his 2003 junior season by being named a first-team College Football News All-American and the MW Defensive Player of the Year, before repeating as the league defensive player of the year in 2004. A third-round NFL Draft pick to his hometown Oakland Raiders in 2005, Morrison spent eight seasons in the NFL with Oakland, Jacksonville and Buffalo. Morrison, who currently works as a college football analyst for ESPN, was inducted into the Aztec Hall of Fame in 2014.
- Penny (2014-17) earned consensus first-team All-America honors as a senior in 2017 and finished fifth in the Heisman Trophy voting after rushing for an FBS-leading and school-record 2,248 yards. A three-time MW Special Teams Player of the Year (2015-17) and 2017 MW Offensive Player of the Year, Penny was drafted in the first round by the Seattle Seahawks in 2018. Penny recently signed a contract extension with Seattle in the offseason.
- Pumphrey (2013-16) garnered first-team All-America accolades in 2016 by Walter Camp and Sports Illustrated, ending his collegiate career with a FBS-record 6,405 rushing yards. A two-time MW Offensive Player of the Year (2015-16) and three-time first-team all-MW selection (2014-16), Pumphrey was a 2016 Doak Walker Award finalist. Pumphrey was drafted by the Philadelphia Eagles in 2017.
- Santos (1984-87) was a third-team All-America selection by The Sporting News in 1987 after throwing for a school-record 3,932 yards and 26 touchdowns, and twice garnered honorable-mention accolades from the Associated Press (1986-87). Santos was drafted by the New Orleans Saints in the 1988 NFL Draft. He was inducted into the Aztec Hall of Fame in 1996.
- Sipe (1969-71) was a two-time honorable-mention All-America selection (1970-71 AP and United Press (AP)). Drafted by the Cleveland Browns in 1972, Sipe went on to play for 10 years in the NFL, where he was named the NFL's Most Valuable Player in

SPECIAL TEAMS SCORING PLAYS SINCE 2011

2022

Jordan Byrd95-yard KR vs. San Jose State (N.12) (TD)
 Tyrell Shavers.....Punt block; Returned for touchdown (S.30) (TD)
 Jordan Byrd.....66-yard PR vs. Idaho State (S.10) (TD)
 Team.....Punt block; Jaylon Armstead returned for a
touchdown vs. Arizona (S.3) (TD)

2021

Tyrell ShaversPunt block; Trenton Thompson returned for
touchdown vs. Towson (S.25) (TD)
 Jordan Byrd100-yard KR vs. Utah (S.18) (TD)
 Kaegun Williams.....Punt block; Tyrell Shavers returned for
touchdown at Arizona (S.11) (TD)

2020

Jordan Byrd93-yard KR vs. Colorado State (D.5) (TD)
 BJ Busbee90-yard KR vs. Colorado State (D.5) (TD)

2019

Trenton Thompson.....Punt block; Caden McDonald returned for
touchdown at UNLV (10.26) (TD)
 Kaegun Williams.....95-yard KR vs. San José State (O.19) (TD)

2018

Kaelin HimphillPunt block; Trenton Thompson returned for
touchdown vs. Air Force (O.12) (TD)

2017

Juwan Washington.....78-yd KR vs. Army West Point (D.23) (TD)
 Rashaad Penny100-yd KR vs. Nevada (N.18) (TD)
 Rashaad Penny70-yd PR vs. Nevada (N.18) (TD)
 Juwan Washington.....96-yd KR vs. Northern Illinois (S.30) (TD)
 Rashaad Penny99-yd KR at Arizona State (S.9) (TD)

2016

Juwan Washington.....92-yd KR at Wyoming (N.19) (TD)
 Rashaad Penny93-yd KR at Wyoming (N.19) (TD)
 Rashaad Penny.....100-yd KR vs. California (S.10) (TD)

2015

Rashaad Penny100-yd KR vs. Cincinnati (D.24) (TD)
 Damontae Kazee66-yd PR at UNLV (N.21) (TD)
 Rashaad Penny100-yd KR at Penn State (S.26) (TD)
 Rashaad Penny97-yd KR vs. San Diego (S.5) (TD)

2014

Lloyd Mills67-yd PR vs. Northern Arizona (A.30) (TD)

2013

Tim Vizzi.....71-yd PR at UNLV (N.30) (TD)
 Tim Vizzi.....41-yd PR vs. Boise State (N.23) (TD)
 Team.....Fumbled punt out of end zone (O.4) (Safety)
 Sam Meredith.....PAT block; David Lamar returned for
def. PAT at New Mexico State (S.28) (2 pts.)

2012

Colin Lockett100-yd KR at Boise State (N.3) (TD)
 Colin Lockett96-yd KR vs. Army (S.8) (TD)

2011

Brandon Davis.....98-yd KR at Air Force (O.13) (TD)
 Colin Lockett94-yd KR vs. Cal Poly (S.3) (TD)

SDSU MOUNTAIN WEST PLAYERS OF THE WEEK

San Diego State has earned one Mountain West Player-of-the-Week award this season. Below is a list of the Aztec student-athletes that have received the honor this season. *No. - indicates the number of honors that player has earned in his career.*

Date	Player	Award	No.
Sept. 26	Jack Browning	Special Teams	1
Oct. 24	Michael Shawcroft	Defense	1
Nov. 7	Dallas Branch	Defense	1
Nov. 14	Jalen Mayden	Offense	1

SDSU PLAYERS OF THE WEEK

(SDSU players of the week are announced post-practice each Monday)

Game	Offensive	Defensive	Special Teams
Arizona	none	none	none
ISU	Jaylon Armstead	Davaughn Celestine	Jack Browning Jordan Byrd
Scout	DJ Ralph	DJ Herman	Joshua Goynes
Utah	none	none	none
Toledo	Jordan Byrd	CJ Baskerville	Jack Browning
Scout	DJ Ralph Tobin O'Dell	Trey White	DJ Bryant
BS	none	none	none
Hawai'i	Jalen Mayden	Patrick Morris	Jack Browning
Scout	Lucky Avinger	D.J. Bryant	Cassius Savage
Nevada	Jalen Mayden	Keshawn Banks Patrick Morris Michael Shawcroft Jonah Tavai	Mekhi Shaw
Scout	Tiger Yu	Entire Def. Scout	Trey White
FS	none	none	none
UNLV	Jaylon Armstead Jesse Matthews	Dallas Branch	Chris Johnson
Scout	Sheldon Canley II Mikey Welsch	Kristen Reyes	Keion Mitchell
SJSU	TBA	TBA	TBA
UNM			
AFA			

- 1980 and was a two-time Pro Bowl selection (1979-80). Sipe was inducted into the 1988 Aztec Hall of Fame.
- In 99-plus seasons of football, the Aztecs are 587-437-32 (.571), including a 355-274-8 (.564) mark in 53-plus seasons of Division I play (since 1969).
- SDSU has won 21 conference championships, including three Mountain West titles (2012, 2015 and 2016).
- San Diego State has made 19 bowl games, including 11 in the past 12 seasons (in 2020 during COVID-shortened season SDSU withdrew from bowl consideration).

LAST TIME OUT

San Diego State 43, San Jose State 27
Nov. 12, 2022 | Snapdragon Stadium | San Diego, Calif.

SAN DIEGO -- San Diego State spotted visiting San Jose State two early touchdowns before storming back with 38 unanswered points en route to a 43-27 victory on Saturday at Snapdragon Stadium.

With the victory, the Aztecs (6-4, 5-2 MW) become bowl eligible for the 13th consecutive season.

Jalen Mayden completed 17 of 23 passes for 268 yards and three touchdowns while rushing for 61 yards on 13 carries to help SDSU pull into a tie for second place with the Spartans (6-3, 4-2 MW) in the West Division of the Mountain West. The defense also turned in a stellar effort to fuel the Aztecs' turnaround, finishing with five sacks, eight tackles for loss, one interception and four pass break-ups while recording a safety to close out the scoring.

Trailing 14-0 after a three-yard scoring run by SJSU quarterback Chevan Cordeiro at the 4:58 of the first quarter, the complexion of the game turned on a dime when Jordan Byrd returned the ensuing kickoff 95 yards for a touchdown. The SDSU defense immediately asserted itself, limiting the Spartans to just 18 total yards and one first down on their next five possessions.

In the interim, the Aztecs tacked on 17 points in the second quarter to take a 24-14 lead into the locker room.

Following Jack Browning's 22-yard field goal, which narrowed the gap to 14-10, SDSU needed just two plays to vault in front for good, as Mayden connected with Tyrell Shavers on 66-yard scoring strike.

Shavers, who finished with four catches for a game-high 111 yards, beat single coverage on the play, catching the pass in full stride and raced down the right sideline to pay dirt.

After another Spartan punt, Mayden directed an 8-play, 67-yard march, culminating in a 17-yard touchdown pass to Mekhi Shaw. Earlier, Mayden overcame a potential drive-killing sack by hitting a sliding Shaw, who was not his intended target, for 18 yards on a 3rd-and-16 play to the SJSU 27. The Aztecs kept the momentum with touchdowns on their first two possessions of the second half to increase their advantage to 38-14.

Mayden found Jesse Matthews wide open on a post pattern from 20 yards out to punctuate a 9-play 74-yard march. The SDSU signal-caller keyed the advance with two 11-yard runs while connecting with Shaw on a 12-yard screen pass.

Shortly thereafter, Jaylon Armstead scored his first career touchdown on a two-yard burst to cap a 9-play, 61-yard march. Mayden got things rolling with a 14-yard completion to Shavers, while Kenan Christon ripped off an 18-yard run. Mayden subsequently overcame adversity, recovering his own fumble before hitting a diving Matthews near the right sideline on a 3rd-and-13 situation, which set up Armstead's burst. The Spartans finally put a stop to the Aztec deluge with 44 seconds left in the third quarter on a 32-yard touchdown pass from Cordeiro to Skylar Loving-Black.

SDSU added another field goal in the fourth quarter when Browning split the uprights from 31 yards following Dallas Branch's interception at the SJSU 44.

Cordeiro later connected with Isaiah Hamilton from 21 yards out for his third touchdown pass of the game, which proved too little, too late. Electing to punt with under a minute left in the game, Browning pinned SJSU at its own 6-yard line. Moments later, Jonah Tavai crashed through the line and sacked Cordeiro in the end zone for SDSU's first safety since the 2013 campaign.

Tavai finished with 3.0 sacks for the night, matching his career-high set in the 2021 regular-season finale vs. Boise State, while Cooper McDonald and Keshawn Banks had the other two.

McDonald led the Aztecs with seven tackles on the night, including two solo stops and two tackles for loss.



SDSU-SAN JOSE STATE

Nov. 12, 2022 | Snapdragon Stadium | San Diego, Calif.
 Attendance: 28,406 | Weather: 55 degrees F, clear, wind: calm

	1	2	3	4	Total
San Jose State	14	0	6	7	- 27
San Diego State	7	17	14	5	- 43

SCORING SUMMARY

SJSU – Cooks 4-yd pass f. Cordeiro (Schive kick)	(11:23, 1st)
SJSU – Cordeiro 3-yd rush (Schive kick)	(4:58, 1st)
SDSU – Byrd 95-yd kickoff return (Browning kick)	(4:45, 1st)
SDSU – Browning 22-yd field goal	(14:49, 2nd)
SDSU – Shavers 66-yd pass f. Mayden (Browning kick)	(12:15, 2nd)
SDSU – Shaw 17-yd pass f. Mayden (Browning kick)	(6:15, 2nd)
SDSU – Matthews 20-yd pass f. Mayden (Browning kick)	(9:40, 3rd)
SDSU – Armstead 2-yd rush (Browning kick)	(3:15, 3rd)
SJSU – Loving-Black 32-yd pass f. Cordeiro (2 pt. conv. pass failed)	(0:44, 3rd)
SDSU – Browning 31-yd field goal	(6:55, 4th)
SJSU – Hamilton 21-yd pass f. Cordeiro (Schive kick)	(2:59, 4th)
SDSU – Safety, Cordeiro sacked by Jonah Tavai	(0:42, 4th)

TEAM STATS

	San Jose State	San Diego State
First Downs	14	23
Rushes-Yards	21-28	45-157
Passing Yards	195	268
C-A-I	19-33-1	17-23-1
Total Offense	223	425
Fumbles-Lost	0-0	4-0
Penalties-Yards	1-5	7-65
Possession Time	20:30	39:30
Turnovers	1	1
Average Field Position	SJSU 26	SDSU 36

INDIVIDUAL STATS

Rushing (Atts.-Yards-TDs): SJSU: Robinson 9-32-0; Cordeiro 11(-1)-1; Nash 1(-3)-0. SDSU: Mayden 13-61-0; Armstead 15-46-1; Christon 5-28-0; Davis 6-14-0; Shaw 1-7-0; Byrd 3-1-0; Bell 1-1-0; TEAM 1(-1)-0.
Passing (Comp.-Att.-Int., Yards, TDs): SJSU: Cordeiro 19-33-1, 195, 3. SDSU: Mayden 17-22-1, 268, 3; Byrd 0-1-0, 0, 0.
Receiving (No.-Yards-TDs): SJSU: Robinson 4-24-0; Hamilton 3-39-1; Cooks 3-36-1; Braddock 3-23-0; Loving-Black 2-35-1; Canaan 2-21-0; Jernagin 1-12-0; Nash 1-5-0. SDSU: Shaw 5-64-1; Shavers 4-111-1; Matthews 4-57-1; Byrd 2-22-0; Rudolph 1-9-0; Redman 1-5-0.

Collectively, SDSU outgained the Spartans 425-223, limiting the visitors to just 28 yards rushing. In addition, the Scarlet and Black almost doubled the time of possession, 39:30 to 20:30.

Cordeiro finished with 19 completions in 33 attempts, including a 4-yard scoring strike to Elijah Cooks, which opened the scoring with 11:23 remaining in the first quarter. Cordeiro's rushing touchdown came eight plays after Marcus Dansby's interception at the SDSU 31, the lone blemish of Mayden's otherwise brilliant performance.

Shaw led all receivers by tying his career high with five receptions for 64 yards, while Matthews totaled four catches for 57 yards in the victory.

San Diego State hits the road next week when it travels to the Land of Enchantment for a clash with New Mexico on Friday, Nov. 18, starting at 7:45 p.m. MT/6:45 p.m. PT. The Aztecs-Lobos game will air on FS1.

BIG NOTES

- With the victory, SDSU is bowl eligible for the 13th consecutive season. San Diego State entered 2022 tied for the seventh-longest active streak of consecutive .500 or better seasons (12).
- **Brady Hoke** picked up his 100th career victory as a head coach. Hoke is 35-22 as head coach at SDSU.
- San Diego State overcame a 14-point deficit (win or loss) for the first time since trailing by 14 at San José State (20-6 with 2:35 left in second quarter) on Nov. 9, 2013 and rallying for a 34-30 victory. The 14-point deficit to win is tied for the ninth-largest comeback in SDSU's DI history (since 1969) and tied for the 15th-largest comeback overcome regardless of the result.
- San Diego State is now 17-186-3 in its DI history when trailing by at least 14 points in a game.
- SDSU had its first 40-point game against an FBS team since scoring 48 against Central Michigan in the 2019 New Mexico Bowl (Dec. 21).
- The Aztecs won their fifth consecutive game at Snapdragon Stadium and are 5-1 overall. SDSU's four-game home winning streak entering the day was tied for the 21st-longest active home winning streak in FBS.
- The Aztecs trailed, 14-0, just 10:02 into the game, but scored the next 38 points before San Jose State scored with 44 seconds left in the third quarter. The 38 unanswered points match SDSU's longest streak of the season (also vs. Idaho State on Sept. 10).
- San Diego State won its sixth straight game played in November.
- SDSU returned its 14th kickoff for a touchdown since 2015, the most in FBS play over that span, one more than Kansas State (13).
- San Diego State now has:
 - 5 return touchdowns this year
 - 10 return touchdowns since 2021
 - 14 return touchdowns since 2020
- **WR Tyrell Shavers** broke 100 yards receiving for the second time of his career (also vs. Hawai'i on Oct. 8, 2022).

SERIES NOTES

- SDSU improved to 24-20-2 all-time against San Jose State.
- San Diego State improved to 9-1 against the Spartans since they joined the Mountain West in 2013.
- The Aztecs won their fourth straight game against SJSU played in San Diego and is now 12-1 against San Jose State in San Diego.

TEAM NOTES

- The 70 combined points were the most in an Aztec game since falling to Army West Point, 42-35, in the 2017 Armed Forces Bowl (Dec. 23).
- The 70 combined points were the most in an Aztec win since beating Northern Illinois, 42-28, on Sept. 17, 2016.
- SDSU scored exactly 43 points for the first time in its Division I history.
- SDSU won its 19th straight game when scoring 40 points (8-0 under Brady Hoke).
- San Diego State won its 11th consecutive game when scoring 30 points (20-2 with 12 straight wins under Brady Hoke).
- The Aztecs improved to 30-12 under Brady Hoke when scoring just 20 points.
- San Diego State allowed a point on its opponent's opening drive for just the fourth time this year in 10 games, sixth time since last season (24 games) and 27th time since 2015 (99 games).
- The Aztecs have won 32 of their last 33 games when leading at the end of the third quarter (33-4 under Brady Hoke).
- The Aztecs now have 18 sacks and 34 tackles for loss over the last four games.
- The Aztecs have multiple touchdown passes in three consecutive games for the first time since a three-game stretch from Sept. 21-Oct. 12, 2019.
- SDSU had its first safety since Oct. 4, 2013 against Nevada.

TRENDS

- The Aztecs won the coin toss for the seventh time in 10 games this season.
- SDSU did not start with the ball for just the 36th time in the last 142 games.
- The Aztecs improved to 6-2 on the season and 31-7 in the Brady Hoke era when leading at the half.

PLAYER NOTES

* Jalen Mayden, Sr., QB (17-for-22, 268 yds., 3 TD, 1 INT | 13 att., 61 yds.)

Improved to 4-1 as SDSU's starting quarterback ... Threw a career-high three touchdown passes ... Threw his sixth, seventh and eighth touchdown passes of the season and now has nine for his career ... The 66-yard touchdown pass to Tyrell Shavers was a career long ... It was his third straight multiple touchdown game ... Has now accounted for nine touchdowns over the last three games (seven passing, two rushing).

* Tyrell Shavers, Sr., WR (4 rec., 111 yds., 1 TD)

Had his second career 100-yard receiving game (also vs. Hawai'i on Oct. 8) ... Caught his third touchdown pass of the season (first since the second game of the year vs. Idaho State on Sept. 10) and sixth of his career ... Caught a career-long 66-yard pass for his touchdown.

* Jordan Byrd, Sr., RB/KR/PR (2 KR, 112 yds., 1 TD)

Had his first kickoff return touchdown of the season and third of his career ... The three career kickoff return touchdowns are tied for the second most in program history (Juwan Washington and Colin Lockett), only trailing Rashaad Penny's seven ... Now has six overall touchdowns this season (3 rush, 1 receiving, 1 KR, 1 PR) and 17 for his career (12 rush, 1 receiving, 3 KR, 1 PR).

* Mekhi Shaw, So., WR (5 rec., 64 yds., 1 TD)

Matched his career high in both catches (5) and receiving yards (64) ... Had his first career touchdown.

* Jesse Matthews, Sr., WR (4 rec., 57 yds., 1 TD)

Caught a touchdown pass for the third straight game after not having a touchdown the first seven games of the season ... Now has three touchdowns this year and 15 for his career (T-14th in SDSU history)

... Has 161 receptions for his career which rank eighth in program history ... Also has 1,968 receiving yards for his career, which ranks 17th in program history.

*** Jaylon Armstead, So., RB (15 att., 46 yds., 1 TD)**

Recorded his first career rushing touchdown and second overall (also had a punt return touchdown recovered in end zone against Arizona on Sept. 3).

*** Cooper McDonald, Jr., LB (7 tackles (3 solo), 2.0 TFL, 1.0 SCK)**

Led the team in tackles for the first time of his career ... His two tackles for loss were a career high, while his one sack matched a career best.

*** Jonah Tavai, Sr., DE (3 tackles, 3.0 sacks, 3.0 TFL, 1 safety)**

Matched a career high with three sacks, while adding a season-high three tackles for loss ... Also recorded SDSU's first safety since 2013 ... Now has nine sacks this season (T-11th in SDSU single-season history) and 22.5 for his career (3rd in program history) ... Also has 11.5 tackles for loss this year and 33.5 for his career).

OTHER NOTES

- LB Caden McDonald started for the 41st consecutive game, the longest streak on the team (offense/defense).
- LB Caden McDonald played for the 58th straight game, the longest streak on the team.
- LB Caden McDonald played in his 58th game, the most on the team.
- CB Dallas Branch had an interception for the second straight game and now has four for his career.
- Tonight's temperature was 55 degrees at kickoff, the coldest game in Snapdragon Stadium history.
- Tonight's attendance was 28,406.
- Tonight's Aztec Honorary Warrior was Brian Sipe (1969-71).

2022 PRESEASON / SEASON ACCOLADES

Noah Avinger | So. | Cerritos, Calif. | Cornerback

All-Mountain West third team - *Athlon Sports*

Keshawn Banks | ^Sr. | Rio Rancho, N.M. | Def. End

All-Mountain West first team - *MW media*

All-Mountain West first team - *Athlon Sports*

All-Mountain West first team - *Lindy's Sports*

All-Mountain West second team - *Phil Steele Magazine*

"SDSU's No. 3 player" - *Athlon Sports*

"No. 9 NFL Talent" - *Lindy's Sports*

"SDSU player to watch" - *Lindy's Sports*

Chance Bell | ^Sr. | Burbank, Calif. | Running Back

All-Mountain West third team - *Phil Steele Magazine*

All-Mountain West fourth team - *Athlon Sports*

"SDSU player to watch" - *Lindy's Sports*

Dallas Branch | Sr. | Rodondo Beach, Calif. | Cornerback

Thorpe Player of the Week (Nov. 10)

Mountain West Defensive Player of the Week (Nov. 7)

Jack Browning | Jr. | Lakeside, Calif. | Kicker/Punter

Bursworth Trophy Nominee (Top Walk-On)

Mountain West Special Teams Player of the Week (Sept. 26)

Four-time "Ray's 8" (Sept. 26, Oct. 3, Oct. 10 & Nov. 7)

"Key player to the 2022 season" - *Athlon Sports*

Braxton Burmeister | ^Sr. | La Jolla, Calif. | Quarterback

Johnny Unitas Golden Arm Award

Newcomer of the Year - *Lindy's Sports*

All-Mountain West fourth team - *Phil Steele Magazine*

"SDSU's No. 6 player" - *Athlon Sports*

"SDSU player to watch" - *Lindy's Sports*

Jordan Byrd | ^Sr. | Albuquerque, N.M. | RB/KR/PR

Paul Hornung Award - Most Versatile Player

Mountain West Special Teams Player of the Year - *MW media*

Paul Hornung Award Honor Roll (Sept. 27)

All-Mountain West first team (KR) - *MW media*

All-Mountain West first team (PR) - *MW media*

All-Mountain West first team (AP) - *Lindy's Sports*

All-Mountain West first team (KR) - *Phil Steele Magazine*

All-Mountain West first team (KR) - *Athlon Sports*

All-Mountain West first team (PR) - *Phil Steele Magazine*

All-Mountain West first team (PR) - *Athlon Sports*

"Special Teams Demon" - *Lindy's Sports*

"SDSU's No. 9 player" - *Athlon Sports*

Brandon Crenshaw-Dickson | Jr. | Inglewood, Calif. | RT

All-Mountain West fourth team - *Athlon Sports*

Hassan Mahasin | Fr. | Daly City, Calif. | Wide Receiver

No. 8-rated incoming recruit in the Mountain West - *Athlon Sports*

Jesse Matthews | Sr. | San Diego, Calif. | WR

Senior Bowl Watch List

All-Mountain West first team - *MW media*

All-Mountain West first team - *Phil Steele Magazine*

All-Mountain West first team - *Athlon Sports*

All-Mountain West second team - *Lindy's Sports*

"SDSU's No. 5 player" - *Athlon Sports*

"SDSU player to watch" - *Lindy's Sports*

Jalen Mayden | Sr. | Garland, Texas | Quarterback

Mountain West Offensive Player of the Week (Nov. 14)

Manning Star of the Week (Nov. 14)

Earl Campbell Tyler Rose Honor Roll (Nov. 14)

Caden McDonald | ^Sr. | Haslet, Texas | Linebacker

Bronko Nagurski Trophy Watch List - Most Outstanding Def. Player

Rotary Lombardi Award Watch List - Outstanding Lineman of the Year

All-Mountain West first team - *MW media*

All-Mountain West first team - *Phil Steele Magazine*

All-Mountain West first team - *Athlon Sports*

All-Mountain West first team - *Lindy's Sports*

"SDSU's No. 1 player" - *Athlon Sports*

"SDSU player to watch" - *Lindy's Sports*

Cooper McDonald | Jr. | Haslet, Texas | Linebacker

All-Mountain West fourth team - *Athlon Sports*

"SDSU player to watch" - *Lindy's Sports*

Patrick McMorris | Sr. | Santa Ana, Calif. | Safety

Chuck Bednarik Award Watch List - Most Outstanding Def. Player

Bronko Nagurski Trophy Watch List - Most Outstanding Def. Player

Senior Bowl Watch List

Mountain West Co-Defensive Player of the Year - *MW media*

All-Mountain West first team - *MW media*

All-Mountain West first team (NB) - *Phil Steele Magazine*

All-Mountain West first team - *Athlon Sports*

All-Mountain West first team - *Lindy's Sports*

"SDSU's No. 4 player" - *Athlon Sports*

"SDSU player to watch" - *Lindy's Sports*

Mark Redman | Jr. | Newport Beach, Calif. | Tight End

John Mackey Award Watch List - Outstanding Tight End

All-Mountain West first team - *Phil Steele Magazine*

Jay Rudolph | Jr. | Scottsdale, Ariz. | Tight End

"SDSU player to watch" - *Lindy's Sports*

Tyrell Shavers | Sr. | Lewisville, Texas | Wide Receiver

Earl Campbell Tyler Rose Award Watch List - Ties to Texas

Earl Campbell Tyler Rose Honor Roll (Oct. 12)

All-Mountain West fourth team - *Phil Steele Magazine*

Michael Shawcroft | Sr. | San Diego, Calif. | Linebacker

Wuerffel Trophy Watch List - Community Service, Athletic & Academics

Allstate AFCA Good Works Team - Community Service, Academics & Impact on Field

Mountain West Defensive Player of the Week (Oct. 24)

All-Mountain West third team - *Phil Steele Magazine*

All-Mountain West fourth team - *Athlon Sports*

"SDSU's No. 10 player" - *Athlon Sports*

Lucky Sutton | TR-Fr. | San Diego, Calif. | Running Back

No. 47-rated incoming running back - *Athlon Sports*

No. 4-rated incoming recruit in the Mountain West - *Athlon Sports*

Jonah Tavai | ^Sr. | Manhattan Beach, Calif. | DE

Polynesian College Football Player of the Year Award - Polynesian ancestry

Pro Football Focus Team of the Week (Oct. 24)

All-Mountain West first team - *MW media*

All-Mountain West first team - *Phil Steele Magazine*

All-Mountain West first team - *Athlon Sports*

All-Mountain West second team - *Lindy's Sports*

"SDSU's No. 2 player" - *Athlon Sports*

"SDSU player to watch" - *Lindy's Sports*

Justus Tavai | ^Sr. | Manhattan Beach, Calif. | DT

Polynesian College Football Player of the Year Award - Polynesian ancestry

"Top newcomer" - *Lindy's Sports*

"Key transfer" - *Athlon Sports*

"SDSU's No. 7 player" - *Athlon Sports*

"SDSU player to watch" - *Lindy's Sports*

Noah Tumblin | Jr. | San Diego, Calif. | CB

All-Mountain West fourth team - *Phil Steele Magazine*

Alama Uluave | ^Sr. | Laie, Hawaii | C

Rimington Trophy Watch List - Most Outstanding Center

Outland Trophy Watch List - Top Interior Lineman

Polynesian College Football Player of the Year Award - Polynesian ancestry

All-Mountain West first team - *MW media*

All-Mountain West first team - *Phil Steele Magazine*

All-Mountain West first team - *Athlon Sports*

All-Mountain West first team - *Lindy's Sports*

"SDSU's No. 8 player" - *Athlon Sports*



MOUNTAIN WEST

2022 MW Standings

West Division

	MW	Pct.	Overall	Pct.
Fresno State	5-1	.833	6-4	.600
San Diego State	4-2	.667	6-4	.600
San José State	4-2	.667	6-3	.667
UNLV	2-4	.333	4-6	.400
Hawai'i	1-5	.167	2-9	.182
Nevada	0-6	.000	2-8	.200

Mountain Division

	MW	Pct.	Overall	Pct.
Boise State	6-0	1.000	7-3	.700
Wyoming	5-1	.833	7-3	.700
Utah State	4-2	.667	5-5	.500
Air Force	3-3	.500	7-3	.700
Colorado State	2-4	.333	2-8	.200
New Mexico	0-6	.000	2-8	.200

This Week in the Mountain West

Friday, Nov. 18

***San Diego State at New Mexico, 7:45 p.m. MT FS1**

Saturday, Nov. 19

*Boise State at Wyoming, 5 p.m. MT CBSN
 *Colorado State at Air Force, 7 p.m. MT FS1
 *San José State at Utah State, 7:45 p.m. MT FS2
 *Fresno State at Nevada, 7:30 p.m. PT CBSN
 *UNLV at Hawai'i, 6 p.m. HT Spectrum

Last Week in the Mountain West

Friday, Nov. 11

*Fresno State 37, at UNLV 30

Saturday, Nov. 12

*at Air Force 35, New Mexico 3
 *Wyoming 14, at Colorado State 13
***at San Diego State 43, San Jose State 27**
 *Boise State 41, at Nevada 3
 *Utah State 41, at Hawai'i 34

Charting the Regular-Season Opponents

Arizona (4-6, 2-5 Pac-12)

S.3	at San Diego State	W, 38-20
S.10	Mississippi State	L, 17-39
S.17	North Dakota State	W, 31-28
S.24	at California*	L, 31-49
O.1	Colorado*	W, 43-20
O.8	Oregon*	L, 22-49
O.15	at Washington*	L, 39-49
O.29	USC*	L, 37-45
N.5	at Utah*	L, 20-45
N.12	at UCLA*	W, 34-28
N.19	Washington State*	TBA
N.25	Arizona State*	1 p.m. MT

Toledo (7-3, 5-1 MAC)

S.1	LIU	W, 37-0
S.10	UMass	W, 55-10
S.17	at Ohio State	L, 21-77
S.24	at San Diego State	L, 14-17
O.1	Central Michigan*	W, 38-17
O.8	at Northern Illinois*	W, 52-32
O.15	Kent State*	W, 52-31
O.22	at Buffalo*	L, 27-34
O.29	at Eastern Michigan*	W, 27-24
N.8	Ball State*	W, 28-21
N.15	Bowling Green*	7 p.m. ET
N.25	at Western Michigan*	Noon ET

Nevada (2-8, 0-6 MW)

A.27	at New Mexico State	W, 23-12
S.3	Texas State	W, 38-14
S.10	Incarnate Word	L, 41-55
S.17	at Iowa	L, 0-27
S.23	at Air Force*	L, 10-48
O.7	Colorado State*	L, 14-17
O.15	at Hawai'i*	L, 16-31
O.22	San Diego State*	L, 7-23
O.29	at San Jose State*	L, 28-35
N.12	Boise State*	L, 3-41
N.19	Fresno State*	7:30 p.m. PT
N.26	at UNLV*	3 p.m. PT

San Jose State (6-3, 4-2 MW)

S.1	Portland State	W, 21-17
S.10	at Auburn	L, 16-24
S.24	Western Michigan	W, 34-6
O.1	at Wyoming*	W, 33-16
O.7	UNLV*	W, 40-7
O.15	at Fresno State*	L, 10-17
O.22	at New Mexico State	Postponed
O.29	Nevada*	W, 35-28
N.5	Colorado State*	W, 28-16
N.12	at San Diego State*	L, 27-43
N.19	at Utah State*	7:45 p.m. MT
N.26	Hawai'i*	12:30 p.m. PT

Idaho State (1-9, 1-6 Big Sky)

A.27	at UNLV	L, 21-52
S.10	at San Diego State	L, 7-38
S.17	Central Arkansas	L, 16-31
S.24	at Northern Colorado*	L, 14-35
O.1	Montana*	L, 20-28
O.8	at Montana State*	L, 6-37
O.15	Cal Poly*	W, 40-31
O.22	Northern Arizona*	L, 10-24
N.5	at UC Davis*	L, 3-43
N.12	at Weber State*	L, 7-45
N.19	Idaho*	1 p.m. MT

Boise State (7-3, 6-0 MW)

S.3	at Oregon State	L, 17-34
S.9	at New Mexico*	W, 31-14
S.17	UT Martin	W, 30-7
S.23	at UTEP	L, 10-27
S.30	San Diego State*	W, 35-13
O.8	Fresno State*	W, 40-20
O.22	at Air Force*	W, 19-14
O.29	Colorado State*	W, 49-10
N.5	BYU	L, 28-31
N.12	at Nevada*	W, 41-3
N.19	at Wyoming*	5 p.m. MT
N.25	Utah State*	10 a.m. MT

Fresno State (6-4, 5-1 MW)

S.1	Cal Poly	W, 35-7
S.10	Oregon State	L, 32-35
S.17	at USC	L, 17-45
O.1	at UConn	L, 14-19
O.8	at Boise State*	L, 20-40
O.15	San Jose State*	W, 17-10
O.22	at New Mexico*	W, 41-9
O.29	San Diego State*	W, 32-28
N.5	Hawai'i*	W, 55-13
N.11	at UNLV*	W, 37-30
N.19	at Nevada*	7:30 p.m. PT
N.25	Wyoming*	7 p.m. PT

New Mexico (2-8, 0-6 MW)

S.3	Maine	W, 41-0
S.9	Boise State*	L, 14-31
S.17	UTEP	W, 27-10
S.24	at LSU	L, 0-38
S.30	at UNLV*	L, 20-31
O.8	Wyoming*	L, 14-27
O.15	at New Mexico State	L, 9-21
O.22	Fresno State*	L, 9-41
N.5	at Utah State*	L, 10-27
N.12	at Air Force*	L, 3-35
N.18	San Diego State*	7:45 p.m. MT
N.25	at Colorado State*	1:30 p.m. MT

Utah (8-2, 6-1 Pac-12)

S.3	at Florida	L, 26-29
S.10	Southern Utah	W, 73-7
S.17	San Diego State	L, 7-35
S.24	at Arizona State*	W, 34-13
O.1	Oregon State*	W, 42-16
O.8	at UCLA*	L, 32-42
O.15	USC*	W, 43-42
O.27	at Washington State*	W, 21-17
N.5	Arizona*	W, 45-20
N.12	Stanford*	W, 42-7
N.19	at Oregon*	TBA
N.26	at Colorado*	TBA

Hawai'i (2-9, 1-5 MW)

A.27	Vanderbilt	L, 10-63
S.3	Western Kentucky	L, 17-49
S.10	at Michigan	L, 10-56
S.17	Duquesne	W, 24-14
S.24	at New Mexico State	L, 26-45
O.8	at San Diego State*	L, 14-16
O.15	Nevada*	W, 31-16
O.22	at Colorado State*	L, 13-17
O.29	Wyoming*	L, 20-27
N.5	at Fresno State*	L, 13-55
N.12	Utah State*	L, 34-41
N.19	UNLV*	6 p.m. HT
N.26	at San Jose State*	1:30 p.m. PT

UNLV (4-6, 2-4 MW)

A.27	Idaho State	W, 52-21
S.10	at California	L, 14-20
S.17	North Texas	W, 58-27
S.24	at Utah State*	W, 34-24
S.30	New Mexico*	W, 31-20
O.7	at San Jose State*	L, 7-40
O.15	Air Force*	L, 7-42
O.22	at Notre Dame	L, 21-44
N.5	at San Diego State*	L, 10-14
N.11	Fresno State*	L, 30-37
N.19	at Hawai'i*	5 p.m. HT
N.26	Nevada*	3 p.m. PT

Air Force (7-3, 3-3 MW)

S.3	Northern Iowa	W, 48-17
S.10	Colorado	W, 41-10
S.16	at Wyoming*	L, 14-17
S.23	Nevada*	W, 48-10
O.1	Navy	W, 13-10
O.8	at Utah State*	L, 27-34
O.15	at UNLV*	W, 42-7
O.22	Boise State*	L, 14-19
N.5	vs Army	W, 13-7
N.12	New Mexico*	W, 35-3
N.19	Colorado State*	7 p.m. MT
N.26	at San Diego State*	6 p.m. PT

HOKE'S SITUATIONAL RECORD

Overall	100-80*
at San Diego State	35-22
at Michigan	31-20
at Ball State	34-38
Home	63-28
San Diego, Calif.	14-5
Carson, Calif.	9-3
Ann Arbor, Mich.	23-5
Muncie, Ind.	17-15
Road	35-47
at San Diego State	11-14
at Michigan	7-12
at Ball State	17-21
Neutral	2-5
Scoring 41+ Points	31-0
Scoring 20+ Points	90-41
Allowing 20- Points	69-5
Conference Games	67-48
MW Games	22-14
Big Ten Games	18-14
MAC Games	27-20
3-Point or Closer	15-10
7-Point or Closer	32-25

* Does not include two-game stint as interim head coach at Tennessee in 2017.

BOWL GAMES AS A COACH

San Diego State	Ball State
2021 Frisco Bowl	2007 International Bowl
2019 New Mexico Bowl	
2010 Poinsettia Bowl	

Michigan

- 2013 Buffalo Wild Wings Bowl
- 2012 Outback Bowl
- 2012 Sugar Bowl
- 2002 Outback Bowl
- 2001 Citrus Bowl
- 1999 Orange Bowl
- 1998 Florida Citrus Bowl
- 1997 Rose Bowl
- 1996 Outback Bowl
- 1995 Alamo Bowl



BRADY HOKE

2011 Maxwell Football Club Collegiate Coach of the Year
 Four-Time Conference Coach of the Year (MW - 2010, 2021; Big Ten - 2011; MAC - 2008)

Fifth Season As San Diego State Head Coach (35-22)
 15th Season Overall As Head Coach (100-80)

COACHING HIGHLIGHTS

- Has amassed 36 years of coaching experience at the collegiate level including 14 seasons as a FBS head coach at Michigan (2011-14), San Diego State (2009-10) and Ball State (2003-08).
- Received conference coach-of-the-year recognition in three different leagues as a head coach while posting a 100-80 overall record.
- During his tenure as a head coach, Hoke's teams have produced 91 all-conference selections.
- Brings 20 years of experience as a collegiate defensive coach with stints at Grand Valley State (1983), Western Michigan (1984-86), Toledo (1987-88), Oregon State (1989-94), Michigan (1995- 2002), Oregon (2016) and Tennessee, where he was named interim head coach for the final two games of the 2017 campaign.

AT SAN DIEGO STATE

- Hoke returned to "America's Finest City" as the Aztecs' defensive line coach in 2019, helping SDSU rank second in FBS in rush defense (75.4), third in scoring defense (12.7), and sixth in both total defense (287.8) and pass efficiency defense (110.25).
- Spent two seasons as San Diego State's head coach (2009-10), earning Mountain West Coach of the Year honors in 2010 after leading the Aztecs to their first postseason appearance in 12 years with a victory over Navy in the Poinsettia Bowl.
- Coached 18 all-MW performers during his first stint at SDSU, as well as 25 conference all-academic recipients.

OTHER COACHING EXPERIENCE

- Served as head coach at Michigan from 2011-14, guiding the Wolverines to a 31-20 record, including an 18-14 conference ledger. He became the first Michigan head coach to go undefeated at home (14-0) in his first two seasons since Fielding Yost in 1901-02.
- Directed the Wolverines to an 11-2 record and a victory in the Allstate Sugar Bowl in his first season on the Ann Arbor campus. For his efforts, Hoke collected the inaugural Hayes-Schembechler Coach of the Year award from the Big Ten Conference coaches while garnering Dave McClain Coach of the Year accolades from the Big Ten media. In addition, he was named the Maxwell Football Club Collegiate Coach of the Year that season and was a finalist for three other national Coach of the Year honors: Bear Bryant, Eddie Robinson and Liberty Mutual.
- During Hoke's tenure in Ann Arbor, the Wolverine defense improved from a unit that in 2010 ranked 108th in the FBS in scoring defense and 110th in yards allowed to one that ranked among the top 20 in total defense in 2011, 2012 and 2014. Meanwhile, the offense averaged nearly 30 points per game (29.2) in his four years at the helm.
- Under Hoke's tutelage at Michigan, a total of 21 Wolverine players received all-Big Ten recognition.
- Earned his first head coaching job at his alma mater, Ball State, where he guided the program for six seasons, culminating with a 12-1 campaign in 2008 and an undefeated Mid-American Conference regular season.
- With Hoke at the controls, Ball State made its' first-ever appearance in the national polls in 2008, ranking as high as 12th by the Associated Press and 13th in the USA Today Coaches poll. For his efforts, Hoke was one of 10 finalists for the 2008 Liberty Mutual National Coach of the Year award.
- Led the Cardinals to back-to-back bowl game appearances (2007-08), the first time the feat was accomplished in school history. The 2008 team, which also advanced to its first MAC championship contest, earned an invitation to the GMAC Bowl in Mobile, Alabama.
- As a defensive line coach at Michigan, Hoke was part of three Big Ten champion teams (1997, 1998, 2000), including the 1997 national champion and Rose Bowl-winning squad, before his promotion to associate head coach in 2002.
- Began his coaching career as an assistant at Yorktown (Ind.) High School in 1981 before entering the collegiate ranks as a defensive line coach at Grand Valley State in 1983.

PLAYING EXPERIENCE:

- Hoke was a defensive standout at Ball State as student-athlete, lettering four times from 1977-80. While serving as team captain during his senior campaign, he led the Cardinals with 150 tackles to earn all-MAC honors.
- Inducted into the Ball State Athletics Hall of Fame as part of the 2013-14 class.

PERSONAL:

- Hoke is married to the former Laura Homburger and the couple has one daughter, Kelly. His nephew Kyle Hoke is entering his third year as the Aztecs' safeties coach, while his brother Jon Hoke was an assistant coach at San Diego State from 1987-88 under Denny Stolz.

Brady Hoke Head Coaching Record

Year	Record	League	Finish	Home	Away	Neutral	Bowl Game
2003	Ball State 4-8	3-5	5th, MAC West	3-3	1-5	0-0	
2004	Ball State 2-9	2-6	6th, MAC West	2-3	0-6	0-0	
2005	Ball State 4-7	4-4	5th, MAC West	1-3	3-4	0-0	
2006	Ball State 5-7	5-3	T-3rd, MAC West	2-4	3-3	0-0	
2007	Ball State 7-6	5-2	T-1st, MAC West	3-2	4-3	0-1	International Bowl vs. Rutgers (L, 30-52)
2008	Ball State 12-1	8-0	1st, MAC West	6-0	6-0	0-1	GMAC Bowl (Did Not Coach)
BALL STATE TOTALS	34-38	27-20		17-15	17-21	0-2	2 Bowl Appearances
2011	Michigan 11-2	6-2	2nd, Big Ten Legends	8-0	2-2	1-0	Allstate Sugar Bowl vs. Virginia Tech (W, 23-20 (OT))
2012	Michigan 8-5	6-2	2nd, Big Ten Legends	6-0	2-3	0-2	Outback Bowl vs. South Carolina (L, 28-33)
2013	Michigan 7-6	3-5	5th, Big Ten Legends	5-2	2-3	0-1	Buffalo Wild Wings Bowl vs. Kansas State (L, 14-31)
2014	Michigan 5-7	3-5	T-4th, Big Ten East	4-3	1-4	0-0	
MICHIGAN TOTALS	31-20	18-14		23-5	7-12	1-3	3 Bowl Appearances
2009	San Diego State 4-8	2-6	7th, MW	3-3	1-5	0-0	
2010	San Diego State 9-4	5-3	T-3rd, MW	6-1	3-3	1-0	Poinsettia Bowl vs. Navy (W, 35-14)
2020	San Diego State 4-4	4-2	4th, MW	3-1	1-3	0-0	
2021	San Diego State 12-2	7-1	2nd, MW	6-2	5-0	1-0	Frisco Bowl vs. UTSA
2022	San Diego State 6-4	4-2		5-1	1-3	0-0	
SDSU TOTALS	35-22	22-14		23-8	11-14	2-0	2 Bowl Appearance
OVERALL TOTALS	100-80*	67-48		63-28	35-47	3-5	7 Bowl Appearances

* Does not include two-game stint as interim head coach at Tennessee in 2017.

AZTEC COACHING STAFF



Jeff Horton

TBA

Assoc. HC/RBs, 12th Year (Nevada '81)

- Spent the final five games of 2011 as the interim head coach at Minnesota, leading the Gophers to a 2-3 record (team was 1-6 before his promotion) with victories over bowl-bound Illinois and Iowa.
- Also had head coaching stints at UNLV (1994-98) and Nevada (1993).
- Started his collegiate coaching career in 1984 as a graduate assistant at Minnesota under legendary head coach Lou Holtz.



Kurt Mattix

BOX

Def. Coordinator/LBs, 3rd Year (Valparaiso '99)

- Begins his third season at San Diego State after a four-year stint as defensive coordinator at Eastern Kentucky (2016-19).
- In his first season on The Mesa, SDSU finished among the national leaders in total defense (3rd, 283.5), rushing defense (7th, 98.2) and passing efficiency defense (11th, 115.19), topping the Mountain West in those respective categories.
- Worked with Brady Hoke at Michigan, serving as the Wolverines' defensive quality control coach (2011-14).



Hunkie Cooper

FIELD

Wide Receivers, 8th Year (UNLV '91)

- Previously served as the head coach at Canyon Springs High School (Las Vegas, Nev.) from 2009-14.
- Led CSHS to the Sunrise Region playoffs all six seasons and was a three-time Northeast Sunrise Divisional Coach-of-the-Year honoree.
- Was selected the fifth-greatest player in Arena Football League history by the league's Silver Anniversary Committee.
- Played under current associate head coach/RBs coach Jeff Horton at UNLV.



Doug Deakin

FIELD

Special Teams Coordinator, 5th Year (SDSU '10)

- Enters his fifth year as the Aztecs' special teams coordinator and also coached the tight ends during the 2018 campaign.
- Spent three years as the assistant for football operations with the Aztecs from 2014-17.
- Also served as a graduate assistant with the SDSU program from 2011-13, working with the defense and special teams.
- A former walk-on at San Diego State who played in 24 games on special teams in 2009-10.



Justin Ena

FIELD

Defensive Line, 1st Year (Brigham Young '01)

- Is in his first season at San Diego State after stints at Dixie State (2021), Eastern Washington (spring 2021), Utah State (2019-20), Utah (2015-18), Weber State (2014) and Southern Utah (2008-13).
- Helped USU to the 2019 Tropical Smoothie Cafe Frisco Bowl, and while at Utah helped the Utes to a top-30 rush defense all four seasons.
- Played four years at Brigham Young (1998-01), where he was a four-year starter and three-time all-Mountain West linebacker.
- Also had a four-year career in the NFL with Philadelphia and Tennessee from 2002-05.



Savai'i Eselu

BOX

Tight Ends, 3rd Year (California '11)

- Enters his third season at SDSU after serving a four-year stint from 2016-19 as the head coach at his prep alma mater Moanalua High in Honolulu, Hawaii.
- Led the Menehunes to a 27-16 record in his tenure. His .628 career winning pct. is tops in school history, while his 27 wins rank second.
- Also coached the running backs at the 2020 Hula Bowl and has assisted at three Polynesian Bowls, featuring stints as offensive coordinator (2020) and running backs coach (2018-19).




Mike Goff

FIELD

Offensive Line, 2nd Year (Iowa '12)

- Enjoyed a 12-year NFL career as an offensive lineman for the Bengals (1999-2003), Chargers (2004-08), and Chiefs (2009).
- Returns to the West Coast after serving a two-year stint as offensive line coach at Western Kentucky in 2019 and 2020.
- Spent four years as a graduate assistant at USC from 2015-18.
- Began his coaching career as a volunteer assistant with the San Diego State football program in 2010 and 2011, working with the offensive line.



Kyle Hoke

FIELD

Safeties, 3rd Year (Ball State '12)

- The nephew of head coach Brady Hoke; begins third year at SDSU after spending the 2019 season as safeties coach at Indiana State.
- Also coached the safety position at Texas State in 2018 after serving as defensive coordinator at D-III power vJohn Carroll in 2017.
- In his lone season at JCU, the Blue Streaks ranked second in the Ohio Athletic Conference in scoring defense (22.1).
- Spent two years as a GA at South Carolina (2015-16) and Western Michigan (2012-13).



Ryan Lindley

FIELD

Quarterbacks, 1st Year (San Diego State '11)

- Spent the last two-plus seasons as an analyst at FBS schools (2020 as offensive analyst at Utah, 2021-22 as defensive analyst at Mississippi State).
- Coached in the NFL with Cleveland in 2018 (running backs) and 2019 (quarterbacks).
- Is SDSU's all-time passing leader in yards (12,690), touchdowns (90), completions (961), attempts (1,732), starts (49) and consecutive starts (44), playing from 2008-11.



Demetrius Sumler

BOX

Cornerbacks, 5th Year (Colorado '11)

- Was elevated to a full-time assistant coach in 2018 and will work with the Aztec cornerbacks for the fifth straight season after spending two years as a graduate assistant.
- Completed his final season of eligibility at Central Washington in 2012, earning first-team all-conference honors at running back after leading the Wildcats to their seventh league title over a 10-year span.
- Also won three letters at Colorado from 2007-09, making 14 starts in 36 games played.

SAN DIEGO STATE ROSTER

^ Utilizing extra year of eligibility offered by the NCAA due to COVID-19

Alphabetical		Numerical								
No.	Name	Pos.	No.	Name	Pos.	Ht.	Wt.	Yr.	Exp.	Hometown (High School/College)
76	Abdullah, Dean	OL	2	^Keshawn Banks	DL	6-4	255	Sr.	4L	Rio Rancho, N.M. (Rio Rancho High)
42	Anderson, Brady	LB	3	Cedarius Barfield	S	5-11	195	Sr.	3L	El Paso, Texas (El Dorado High)
38	Armstead, Jaylon	RB	4	Liu Aumavae	QB	6-3	205	Fr.	HS	Waldorf, Md. (Timpview High (Utah))
4	Aumavae, Liu	QB	5	Braxton Burmeister	QB	6-1	205	Sr.	TR	La Jolla, Calif. (La Jolla Country Day/Virginia Tech)
30	^Avinger, Lucky	RB	6	CJ Baskerville	S	6-2	210	So.	1L	North Richland, Texas (Richland High)
17	Avinger, Noah	CB	7	Lucky Sutton	RB	6-1	210	Fr.	HS	San Diego, Calif. (Cathedral Catholic High)
74	Azopardi, Drew	OL	9	Kyle Crum	QB	6-3	205	Fr.	HS	Norco, Calif. (Norco High)
2	Banks, Keshawn	DL	10	Tobin O'Dell	QB	6-2	200	Fr.	HS	La Puente, Calif. (Bishop Amat High)
3	Barfield, Cedarius	S	10	Noah Tumblin	CB	6-2	185	Jr.	2L	San Diego, Calif. (Mira Mesa High)
6	Baskerville, CJ	S	11	Brionne Penny	WR	6-3	205	Jr.	SQ	Norwalk, Calif. (Narbonne High)
21	^Bell, Chance	RB	12	Dallas Branch	CB	5-11	180	Sr.	2L	Redondo Beach, Calif. (Salesian High/Long Beach City College)
60	Bennett, Cade	OL	13	Jack Browning	K/P	5-11	190	Sr.	1L	Lakeside, Calif. (West Hills High/Grossmont College)
35	^Blake, Martin	RB	13	Hassan Mahasin	WR	5-10	175	Fr.	HS	Daly City, Calif. (Serra High)
12	Branch, Dallas	CB	14	^Tyrell Shavers	WR	6-6	210	Sr.	1L	Lewisville, Texas (Lewisville High/Mississippi State)
53	Brennan, Barrett	LB	15	^Jordan Byrd	RB	5-9	170	Sr.	4L	Albuquerque, N.M. (Manzano High)
52	Brooke, Daelin	LB	16	DJ Ralph	QB	6-2	195	Fr.	HS	San Diego, Calif. (Cathedral Catholic High)
48	Brown, Adonis	CB	16	Cassius Savage	WR	6-1	175	So.	SQ	Buena Park, Calif. (Western High)
13	^Browning, Jack	K/P	17	Noah Avinger	CB	6-1	190	So.	1L	Cerritos, Calif. (Servite High)
37	^Bryant, DJ	S	18	Jalen Mayden	QB	6-3	220	Sr.	SQ	Garland, Texas (Sachse High/Mississippi State)
5	Burmeister, Braxton	QB	19	Kyron White	S	5-11	210	Jr.	2L	Fort Worth, Texas (Arlington High)
34	Butler, Eric	CB	20	Sheldon Canley II	RB	5-10	165	Fr.	HS	Lompoc, Calif. (Lompoc High)
15	Byrd, Jordan	RB	20	Jatavious Magee	S	6-1	205	Fr.	RS	Federal Way, Wash. (Federal Way High)
31	^Composeco, Sam	RB	21	^Chance Bell	RB	5-10	200	Sr.	4L	Burbank, Calif. (John Burroughs High)
20	^Canley II, Sheldon	RB	21	Chris Johnson	CB	6-0	170	Fr.	HS	Eastvale, Calif. (Eleanor Roosevelt High)
31	^Celestine, Dav Vaughn	S	22	Max Garrison	S	5-10	185	Fr.	HS	Pasadena, Calif. (St. Francis HS)
64	Chavez, Tyson	LS	23	Kenan Christon	RB	5-10	185	Jr.	TR	San Diego, Calif. (Madison High/USC)
23	Christon, Kenan	RB	24	Josh Hunter	S	5-9	175	Fr.	HS	Temecula, Calif. (Mater Dei High)
61	Crenshaw-Dickson, Brandon	OL	26	Nick Gardinera	RB	5-10	200	Fr.	HS	San Diego, Calif. (Scripps Ranch High)
9	Crum, Kyle	QB	26	Joshua Goynes	S	5-10	185	Fr.	RS	Las Vegas, Nev. (Faith Lutheran High)
97	Dalton, Darrion	DL	27	D'Andre Edwards	WR	6-5	205	Fr.	HS	Nanuet, N.Y. (Nanuet Senior High)
29	^Davis, Cam	RB	27	Isaiah McElvane	S	6-0	195	Jr.	2L	San Jose, Calif. (Valley Christian High)
84	De Los Reyes, Darius	WR	29	Cam Davis	RB	5-8	175	Fr.	RS	Dallas, Texas (South Oak Cliff High)
41	^Delgado, David	K	29	Arnold Escano	CB	5-10	175	So.	TR	San Diego, Calif. (Olympian High/Southwestern College)
75	Dirksen, Ryan	OL	30	Lucky Avinger	RB	6-1	210	Sr.	SQ	Cerritos, Calif. (La Habra High/Fullerton College)
45	^Draeger, Wyatt	DL	30	Dominic Oliver	LB	6-3	230	Fr.	RS	San Jose, Calif. (Valley Christian High)
27	Edwards, D'Andre	WR	31	Sam Composeco	RB	5-9	195	Fr.	HS	San Diego, Calif. (Francis Parker High)
29	^Escano, Arnold	CB	31	Dav Vaughn Celestine	S	6-0	190	Jr.	1L	Placentia, Calif. (El Dorado High)
51	Fiaseu, Zyus	LB	32	Dez Malone	CB	6-2	200	So.	1L	Fresno, Calif. (Edison High)
39	Fountain, Garret	DL	33	Patrick McMorris	S	6-0	210	Sr.	3L	Santa Ana, Calif. (Santa Ana High)
26	^Gardinera, Nick	RB	34	Eric Butler	S	6-1	180	Fr.	HS	Corona, Calif. (Centennial High)
22	Garrison, Max	S	35	Martin Blake	RB	5-6	205	Fr.	RS	Las Vegas, Nev. (Canyon Springs High)
86	Gilliam, Ronald	WR	35	Jelani Whitmore	CB	6-0	175	So.	SQ	Rialto, Calif. (Carter High)
26	^Goynes, Joshua	S	36	New Zealand Williams	LB	6-2	205	Fr.	RS	Carson, Calif. (St. Bernard High)
94	Greene, Aaron	TE	37	DJ Bryant	S	6-0	185	Fr.	RS	Oakland, Calif. (San Leandro High)
49	^Harpole, Cameron	TE	37	Darius Hyde	WR	6-1	195	Jr.	TR	Atwater, Calif. (Atwater High/Modesto High)
62	Harrison, Jonathan	OL	38	Jaylon Armstead	RB	5-11	220	So.	1L	Los Angeles, Calif. (Serra High)
96	Henderson, Ryan	DL	39	Garret Fountain	DL	6-4	250	Jr.	2L	Turlock, Calif. (Turlock High)
56	^Herman, DJ	S	40	Kristien Reyes	S	5-10	195	Jr.	HS	Tracy, Calif. (Tracy High/Laney College)
24	Hunter, Josh	LB	40	Mikey Welsh	WR	5-10	165	Fr.	HS	Servite, Calif. (Servite High)
37	^Hyde, Darius	WR	41	David Delgado	K	5-10	165	Jr.	SQ	San Diego, Calif. (Hilltop High)
69	Ianni, Mason	DL	41	Phillippe Wesley II	WR	6-0	190	Fr.	RS	Grandview, Mo. (St. Bernard High (Calif.))
98	Iosefa-Hart, Avory	DL	42	Brady Anderson	LB	6-2	230	So.	1L	Bakersfield, Calif. (Liberty High)
21	^Johnson, Chris	CB	43	^Seyddrick Lakalaka	LB	6-1	235	Sr.	4L	Kalihi, Hawaii (Punahou High)
70	Jones, Christian	OL	44	Vai Kaho	LB	6-1	230	Jr.	2L	Reno, Nev. (Bishop Manogue High)
44	Kaho, Vai	LB	45	Wyatt Draeger	DL	6-4	265	Jr.	2L	Reno, Nev. (Reno High)
65	Kapoi, Laakea	OL	45	Jesse Matthews	WR	6-0	190	Sr.	3L	San Diego, Calif. (Christian High)
88	Kelly, Jacoby	WR	46	Michael Shawcroft	LB	6-2	220	Sr.	3L	San Diego, Calif. (Helix High)
43	Lakalaka, Seyddrick	LB	47	JP Murphy	TE	6-4	245	Fr.	RS	Danville, Calif. (San Ramon Valley High)
20	^Magee, Jatavious	S	47	Trey White	LB	6-1	225	Fr.	HS	San Diego, Calif. (Eastlake High)
78	Mageo, Rambo	OL	48	Adonis Brown	CB	6-0	185	Sr.	SQ	Westlake, Calif. (Chaminade College Prep/Texas Tech)
13	^Mahasin, Hassan	WR	49	Cameron Harpole	TE	6-4	235	Fr.	RS	Prosper, Texas (Prosper High)
32	Malone, Dez	CB	49	Zechariah Ramirez	K/P	5-10	150	Fr.	HS	Upland, Calif. (Upland High)
57	Masaniai, Darrell	LB	50	Ryan Wintermeyer	LS	6-1	220	So.	1L	Scottsdale, Ariz. (Cactus Shadows High)
45	^Matthews, Jesse	WR	51	Zyus Fiaseu	LB	6-0	230	Fr.	RS	Las Vegas, Nev. (Liberty High)
18	Mayden, Jalen	QB	52	Daelin Brooks	LB	6-4	205	Fr.	HS	Annapolis, Md. (Broadneck High)
54	McDonald, Caden	LB	53	Barrett Brennan	LB	6-3	225	Fr.	HS	Carlsbad, Calif. (Carlsbad High)
55	McDonald, Cooper	LB	54	^Caden McDonald	LB	6-3	235	Sr.	4L	Haslet, Texas (Northwest High)
27	^McElvane, Isaiah	S	55	Cooper McDonald	LB	6-3	240	Jr.	TR	Haslet, Texas (Northwest High/Washington)
87	McGee, Gus	TE	56	DJ Herman	LB	6-2	225	Fr.	RS	Las Vegas, Nev. (Bishop Gorman High)
33	McMorris, Patrick	S	56	Tiger Yu	OL	6-4	330	Fr.	HS	San Mateo, Calif. (Junipero Serra High)

^ Utilizing extra year of eligibility offered by the NCAA due to COVID-19

Numerical

No.	Name	Pos.	Ht.	Wt.	Yr.	Exp.	Hometown (High School/College)
57	Darrell Masaniai	LB	6-2	220	So.	SQ	Honolulu, Hawaii (St. Louis School)
59	Keion Mitchell	DL	6-4	250	Fr.	RS	Framingham, Mass. (Framingham High)
60	Cade Bennett	OL	6-3	315	So.	TR	Scottsdale, Ariz. (Notre Dame Prep/Oklahoma State)
61	Brandon Crenshaw-Dickson	OL	6-6	310	Jr.	1L	Inglewood, Calif. (Narbonne High)
62	Jonathan Harrison	OL	6-5	325	So.	1L	Carlsbad, Calif. (Carlsbad High)
63	Ross Ulugalu-Maseuli	OL	6-4	320	Fr.	RS	San Diego, Calif. (Mater Dei High)
64	Tyson Chavez	LS	6-2	235	Fr.	HS	San Marcos, Calif. (Mission Hills High)
65	Laakea Kapoi	OL	6-4	310	Fr.	HS	Makakilo, Hawaii (St. Louis High)
66	^Jonah Tavai	DL	6-0	290	Sr.	3L	Manhattan Beach, Calif. (Mira Costa High/El Camino College)
67	Kyle Trombley	OL	6-5	290	Jr.	SQ	Yorba Linda, Calif. (Yorba Linda High)
68	Thomas Mirabella	OL	6-4	300	So.	SQ	Mission Viejo, Calif. (Mission Viejo High)
69	Mason Ianni	DL	6-4	200	Fr.	HS	Palm Desert, Calif. (Xavier Prep high)
70	Christian Jones	OL	6-9	320	Fr.	RS	San Luis Obispo, Calif. (San Luis Obispo High)
72	^Alama Uluave	OL	6-2	305	Sr.	4L	Laie, Hawaii (Punahou High)
73	Ramsey Qishta	OL	6-3	300	Fr.	HS	La Verne, Calif. (Damien High)
74	Drew Azzopardi	OL	6-5	315	Fr.	HS	Pacifico, Calif. (Junipero Serra High)
75	Ryan Dirksen	OL	6-6	295	So.	TR	Portland, Ore. (Central Catholic High/Butte College)
76	Dean Abdullah	OL	6-4	260	So.	TR	Antelope, Calif. (Antelope High/American River College)
77	Josh Simmons	OL	6-6	305	Fr.	RS	San Diego, Calif. (Helix High)
78	Rambo Mageo	OL	6-5	320	Fr.	HS	Laie, Hawaii (Cathedral Catholic High (Calif.))
79	Joey Wright	OL	6-5	305	So.	SQ	Reno, Nev. (Bishop Manogue High)
80	TJ Sullivan	WR	6-0	205	Sr.	2L	San Diego, Calif. (Mt. Carmel High)
81	Mark Redman	TE	6-6	250	Jr.	TR	Newport Beach, Calif. (Corona del Mar High/Washington)
82	Jay Rudolph	TE	6-4	245	Jr.	2L	Scottsdale, Ariz. (Horizon High)
83	Mekhi Shaw	WR	5-10	175	So.	1L	San Diego, Calif. (Scripps Ranch High)
84	Darius De Los Reyes	WR	5-9	175	So.	1L	San Diego, Calif. (Lincoln High)
85	Josh Nicholson	WR	6-0	175	Fr.	RS	Grand Prairie, Texas (South Grand Prairie High)
86	Ronald Gilliam	WR	6-2	200	So.	SQ	Compton, Calif. (Serra High)
87	Gus McGee	TE	6-5	245	Fr.	RS	Newburyport, Mass. (Christopher Columbus High (Fla.))
88	Jacoby Kelly	WR	6-3	210	Fr.	HS	Compton, Calif. (Loyola High)
89	Logan Tanner	TE	6-3	235	Fr.	HS	Houston, Texas (St. Pius X High)
90	Daniel Okpoko	DL	6-5	255	Sr.	1L	Saskatoon, Saskatchewan, Canada (St. Joseph's High)
91	^Justus Tavai	DL	6-3	290	Sr.	TR	Inglewood, Calif. (Mira Costa High/Hawai'i)
92	Jarrett Reeser	K	5-10	205	Fr.	RS	Canyon Country, Calif. (Canyon High)
93	Dylan Taylor	DL	6-3	245	Jr.	SQ	Los Angeles, Calif. (Cathedral High)
94	Aaron Greene	TE	6-4	255	So.	1L	Prescott, Ariz. (Prescott High)
95	Nassir Sims	DL	6-2	280	Jr.	1L	Goodyear, Ariz. (Desert Edge High)
96	Ryan Henderson	DL	6-3	260	Fr.	HS	Las Vegas, Nev. (Goodyear High)
97	Darrion Dalton	DL	6-3	265	Fr.	RS	Apple Valley, Minn. (Saguaro High (Ariz.))
98	Avory Iosefa-Hart	DL	6-5	235	Fr.	RS	Temecula, Calif. (Chaparral High)

Alphabetical

No.	Name	Pos.
68	Mirabella, Thomas	OL
59	Mitchell, Keion	DL
47	• Murphy, JP	WR
85	Nicholson, Joshua	WR
10	• O'Dell, Tobin	QB
90	Okpoko, Daniel	DL
30	• Oliver, Dominic	LB
11	Penny, Brionne	WR
73	Qishta, Ramsey	OL
16	• Ralph, DJ	QB
49	• Ramirez, Zechariah	K/P
81	Redman, Mark	TE
92	• Reeser, Jarrett	K
40	• Reyes, Kristian	S
82	Rudolph, Jay	TE
16	• Savage, Cassius	WR
14	Shavers, Tyrell	WR
83	Shaw, Mekhi	WR
46	Shawcroft, Michael	LB
77	Simmons, Josh	OL
95	Sims, Nassir	DL
80	Sullivan, TJ	WR
7	Sutton, Lucky	RB
89	Tanner, Logan	TE
66	Tavai, Jonah	DL
91	Tavai, Justus	DL
93	Taylor, Dylan	DL
67	Trombley, Kyle	OL
10	• Tumblin, Noah	CB
72	Uluave, Alama	OL
63	Ulugalu-Maseuli, Ross	OL
40	• Welsh, Mikey	WR
41	• Wesley III, Phillippe	WR
19	White, Kyron	S
47	• White, Trey	LB
35	• Whitmore, Jelani	CB
36	Williams, New Zealand	LB
50	Wintermeyer, Ryan	LS
79	Wright, Joey	OL
56	• Yu, Tiger	OL

* - Duplicate Number

COACHING STAFF

Brady Hoke (Ball State '82), Head Coach, 3rd season of second stint as head coach at SDSU/5th overall season as head coach at SDSU/6th season at SDSU; **Jeff Horton** (Nevada '81) Associate Head Coach/Offensive Coordinator/Running Backs, 6th season as offensive coordinator/12th season; **Kurt Mattix** (Valparaiso '99) Defensive Coordinator/Linebackers, 3rd season; **Hunkie Cooper** (UNLV '91) Wide Receivers, 8th season; **Doug Deakin** (San Diego State '10) Special Teams Coordinator, 5th season as special teams coordinator/5th season/12th overall; **Justin Ena** (Brigham Young '02), Defensive Line, 1st season; **Savai'i Eselu** (California '11) Tight Ends, 3rd season; **Mike Goff** (Iowa '12) Offensive Line, 2nd season; **Kyle Hoke** (Ball State '12) Safeties, 3rd season; **Ryan Lindley** (San Diego State '11), Quarterbacks, 1st season; **Demetrius Sumler** (Colorado '11), Cornerbacks, 5th season/7th overall; **Adam Hall** (San Diego State '05) Assistant Athletic Director for Strength & Conditioning, 11th season; **Gary Bernardi** (Cal State Northridge, '76) Offensive Analyst, 4th season; **Ruben Pena** (Hawai'i '15), Director of Operations, 3rd season as director of operations/5th overall; **Daniel Bleske** (Minnesota '12) Graduate Assistant, 2nd season; **Ryan Krum** (San Diego State '17) Graduate Assistant, 2nd season; **Mike Linehan** (North Texas '20) Graduate Assistant, 3rd season; **Donnel Pumphrey** (San Diego State '22) Graduate Assistant, 1st season; **Chris Jurek** (Cincinnati, '09) Assistant Strength & Conditioning, 6th season

PRONUNCIATION GUIDE

No. 4 Liu Aumavae	Lee-you Ah-mah-vie	No. 44 Vai Kaho	vye caw-ho	No. 74 Drew Azzopardi	Azza-pardy
No. 11 Brionne Penny	BREE-on	No. 51 Zyrus Fiaseu	zye-russ fee-uh-say-oo	No. 76 Dean Abdullah	Ab-dull-ah
No. 13 Hassan Mahasin	Huh-sawn Muh-haw-sin	No. 57 Darrel Masaniai	mah-sawn-ee-ey	No. 83 Mekhi Shaw	mah-KYE
No. 29 Arnold Escano	Es-cawn-yo	No. 63 Ross Ulugalu-Maseuli	oo-loo-gaw-loo mah-say-oo-lee	No. 90 Daniel Okpoko	oh-poke-oh
No. 31 Sam Composeco	Compo-secco	No. 65 Laakea Kapoi	Lah-kay-ah Ka-poy	---	---
No. 31 Davaughn Celestine	sell-es-teen	No. 69 Mason Ianni	Ee-awn-ee	Justin Ena	Enna
No. 41 Phillippe Wesley II	fuh-leap	No. 72 Alama Uluave	all-ah-mah oo-loo-ahvay	Savai'i Eselu	sah-VYE-ee ess-eh-LEW-oo
No. 43 Seydrick Lakalaka	said-rick lock-ah-lock-ah	No. 73 Ramsey Qishta	Keesh-ta		

SDSU TWO-DEEP vs. NEW MEXICO

^ Utilizing extra year of eligibility offered by the NCAA due to COVID-19; **Players in red** are returning starters from the 2021 season. Underlined players are newcomers or freshmen who redshirted last year.

OFFENSE

LEFT TACKLE (LT)	GP	GS
61 Brandon Crenshaw-Dickson, 6-6, 310, Jr.*	25	23
<u>70 Christian Jones, 6-9, 320, Fr.-RS</u>	<u>10</u>	<u>0</u>
LEFT GUARD (LG)	GP	GS
<u>60 Cade Bennett, 6-3, 315, So.-TR</u>	<u>12</u>	<u>10</u>
<u>79 Joey Wright, 6-5, 305, So.-SQ</u>	<u>10</u>	<u>1</u>
CENTER (C)	GP	GS
72 ^Alama Uluave, 6-2, 305, Sr.****	51	32
<u>68 Thomas Mirabella, 6-4, 300, So.-SQ</u>	<u>11</u>	<u>2</u>
RIGHT GUARD (RG)	GP	GS
<u>63 Ross Ulugalu-Maseuli, 6-4, 320, Fr.-HS</u>	<u>8</u>	<u>5</u>
<u>76 Dean Abdullah, 6-4, 260, So.-SQ</u>	<u>6</u>	<u>3</u>
RIGHT TACKLE (RT)	GP	GS
<u>77 Josh Simmons, 6-6, 305, Fr.-RS</u>	<u>10</u>	<u>10</u>
<u>70 Christian Jones, 6-9, 320, Fr.-RS</u>	<u>10</u>	<u>0</u>
TIGHT END (TE-Y)	GP	GS
<u>81 Mark Redman, 6-6, 250, Jr.-TR</u>	<u>26</u>	<u>11</u>
<u>82 Jay Rudolph, 6-4, 245**</u>	<u>26</u>	<u>8</u>
TIGHT END (TE-H)	GP	GS
<u>82 Jay Rudolph, 6-4, 245**</u>	<u>26</u>	<u>8</u>
<u>94 Aaron Greene, 6-4, 255, So.*</u>	<u>17</u>	<u>2</u>
QUARTERBACK (QB)	GP	GS
<u>18 Jalen Mayden, 6-3, 220, Sr.-SQ</u>	<u>14</u>	<u>5</u>
<u>5 Braxton Burmeister, 6-1, 205, Sr.-TR</u>	<u>36</u>	<u>26</u>
RUNNING BACK (RB-T)	GP	GS
<u>21 ^Chance Bell, 5-10, 200, Sr.****</u>	<u>45</u>	<u>3</u>
or29 Cam Davis, 5-8, 175, Fr.-RS	12	0
or15 ^Jordan Byrd, 5-9, 170, Sr.****	55	17
or38 Jaylon Armstead, 5-11, 220, So.*	16	2
23 Keanan Christon, 5-10, 185, Jr.-TR	23	3
RUNNING BACK (RB-F)	GP	GS
<u>15 Jordan Byrd, 5-9, 170, Sr.***</u>	<u>55</u>	<u>17</u>
or29 Cam Davis, 5-8, 175, Fr.-RS	12	0
WIDE RECEIVER (Z)	GP	GS
45 Jesse Matthews, 6-0, 190, Jr.***	45	40
<u>83 Mekhi Shaw, 5-10, 175, So.*</u>	<u>22</u>	<u>5</u>
or85 Josh Nicholson, 6-0, 175, Fr.-RS	3	0
WIDE RECEIVER (H)	GP	GS
<u>83 Mekhi Shaw, 5-10, 175, So.*</u>	<u>22</u>	<u>5</u>
<u>84 Darius De Los Reyes, 5-9, 175, So.*</u>	<u>15</u>	<u>0</u>
WIDE RECEIVER (X)	GP	GS
<u>14 ^Tyrell Shavers, 6-6, 210, Sr.*</u>	<u>55</u>	<u>15</u>
<u>11 Brionne Penny, 6-3, 205, Jr.-SQ</u>	<u>15</u>	<u>0</u>

SPECIAL TEAMS

PUNTER (P)	GP	GS
<u>13 Jack Browning, 5-11, 190, Sr.*</u>	<u>23</u>	<u>10</u>
<u>49 Zechariah Ramirez, 5-10, 150, Fr.-HS</u>	<u>0</u>	<u>0</u>
or41 David Delgado, 5-10, 165, Jr.-SQ	11	0
PLACEKICKER (PK)	GP	GS
<u>13 Jack Browning, 5-11, 190, Sr.*</u>	<u>23</u>	<u>10</u>
<u>92 Jarrett Reeser, 5-10, 205, Fr.-RS</u>	<u>3</u>	<u>0</u>
or41 David Delgado, 5-10, 165, Jr.-SQ	11	0
KICKOFFS (KO)	GP	GS
<u>13 Jack Browning, 5-11, 190, Sr.*</u>	<u>23</u>	<u>9</u>
<u>92 Jarrett Reeser, 5-10, 205, Fr.-RS</u>	<u>4</u>	<u>1</u>
HOLDER (H)	GP	GS
<u>41 David Delgado, 5-10, 165, Jr.-SQ</u>	<u>11</u>	<u>11</u>
13 Jack Browning, 5-11, 190, Sr.*	23	14

DEFENSE

DEFENSIVE END (DE)	GP	GS
66 ^Jonah Tavai, 6-0, 290, Sr.***	45	30
<u>39 Garret Fountain, 6-4, 250, Jr.**</u>	<u>33</u>	<u>0</u>
DEFENSIVE TACKLE (DT)	GP	GS
<u>91 ^Justus Tavai, 6-3, 290, Sr.-TR</u>	<u>35</u>	<u>28</u>
<u>45 Wyatt Draeger, 6-4, 265, Jr.**</u>	<u>28</u>	<u>0</u>
DEFENSIVE END (DE)	GP	GS
2 ^Keshawn Banks, 6-4, 255, Sr.***	56	44
<u>90 Daniel Okpoko, 6-5, 255, Sr.*</u>	<u>22</u>	<u>0</u>
LINEBACKER (SAM)	GP	GS
54 ^Caden McDonald, 6-3, 235, Sr.****	58	42
<u>57 Darrell Masaniai, 6-2, 220, So.-SQ</u>	<u>5</u>	<u>0</u>
MIDDLE LINEBACKER (MIKE)	GP	GS
<u>51 Zyrrus Fiaseu, 6-0, 230, Fr.-RS</u>	<u>12</u>	<u>5</u>
<u>43 ^Seydrick Lakalaka, 6-1, 235, Sr.****</u>	<u>53</u>	<u>12</u>
LINEBACKER (WILL)	GP	GS
46 Michael Shawcroft, 6-2, 220, Sr.***	43	21
<u>55 Cooper McDonald, 6-3, 240, Jr.-TR</u>	<u>25</u>	<u>17</u>
FIELD CORNERBACK (CB)	GP	GS
<u>12 Dallas Branch, 5-11, 180, Sr.**</u>	<u>27</u>	<u>7</u>
10 Noah Tumblin, 6-2, 185, Jr.**	31	13
FIELD WARRIOR (FW)	GP	GS
<u>31 Davaughn Celestine, 6-0, 190, Jr.*</u>	<u>22</u>	<u>9</u>
<u>34 Eric Butler, 6-1, 180, Fr.-HS</u>	<u>9</u>	<u>0</u>
AZTEC (AZ)	GP	GS
33 Patrick McMorris, 6-0, 210, Sr.***	38	23
<u>19 Kyron White, 5-11, 210, Jr.**</u>	<u>28</u>	<u>1</u>
BOUNDARY WARRIOR (BW)	GP	GS
3 Cedarius Barfield, 5-11, 195, Sr.***	35	17
<u>24 Josh Hunter, 5-9, 175, Fr.-HS</u>	<u>3</u>	<u>0</u>
BOUNDARY CORNERBACK (CB)	GP	GS
<u>32 Dez Malone, 6-2, 200, So.*</u>	<u>20</u>	<u>8</u>
<u>17 Noah Avinger, 6-1, 190, So.*</u>	<u>22</u>	<u>8</u>

LONG SNAPPER (LS)	GP	GS
50 Ryan Wintermeyer, 6-1, 220, So.*	24	24
<u>64 Tyson Chavez, 6-2, 235, Fr.-HS</u>	<u>0</u>	<u>0</u>
SHORT SNAPPER (SS)	GP	GS
<u>50 Ryan Wintermeyer, 6-1, 220, So.*</u>	<u>24</u>	<u>10</u>
<u>64 Tyson Chavez, 6-2, 235, Fr.-HS</u>	<u>0</u>	<u>0</u>
KICKOFF RETURNS (KOR)	GP	GS
15 ^Jordan Byrd, 5-9, 170, Sr.****	55	47
<u>22 Max Garrison, 5-10, 185, Fr.-HS</u>	<u>10</u>	<u>0</u>
PUNT RETURNS (PR)	GP	GS
15 ^Jordan Byrd, 5-9, 170, Sr.****	55	45
<u>45 Jesse Matthews, 6-0, 190, Sr.***</u>	<u>45</u>	<u>12</u>
or83 Mekhi Shaw, 5-10, 175, So.*	22	0

START CHART (OFF./DEF.)

Offense	2022	Streak	Career
Jesse Matthews, WR	9	1	40
Alama Uluave, C	10	32	32
Braxton Burmeister, QB	5	0	26+
Brandon Crenshaw-Dickson, OL	9	3	23
Jordan Byrd, RB	7	0	18
Tyrell Shavers, WR	10	10	15^
Mark Redman, TE	10	10	11*
Cade Bennett, OL	10	10	10
Josh Simmons, OL	10	10	10
Jay Rudolph, TE	3	0	8
Jalen Mayden, QB	5	5	5
Ross Ulugalu-Maseuli, OL	5	0	5
Mekhi Shaw, WR	4	0	5
Dean Abdullah, OL	3	0	3
Chance Bell, RB	1	0	3
Martin Blake, RB	2	2	2
Jaylon Armstead, RB	2	1	2
Thomas Mirabella, RG	2	1	2
Aaron Greene, TE	2	0	2
Joey Wright, LT	1	0	1
TJ Sullivan, WR	0	0	1

+ 16 of Burmeister's starts came at Virginia Tech and five at Oregon; ^ Two of Shavers' starts came at Mississippi State; * One of Redman's starts came at Washington

Defense	2022	Streak	Career
Keshawn Banks, DE	10	24	44
Caden McDonald, LB	10	41	42
Jonah Tavai, DT/DE	10	29	30
Justus Tavai, DT	10	16	28+
Patrick McMorris, AZ	9	6	25
Michael Shawcroft, LB	9	4	20
Cedarius Barfield, CB/WAR	4	3	17
Cooper McDonald, LB	6	0	17^
Noah Tumblin, CB	5	0	13
CJ Baskerville, S	7	0	11
Seydrick Lakalaka, LB	0	0	11
Davaughn Celestine, S	9	9	9
Dez Malone, CB	8	8	8
Noah Avinger, CB	4	2	7
Dallas Branch, CB	3	0	7
Zyrrus Fiaseu, LB	5	5	5
Kyron White, S	1	0	1
Vai Kaho, LB	0	0	1

+ 18 of Justus Tavai's starts came at Hawaii; ^ 10 of Cooper McDonald's starts came at Washington

Career Starts (Off/Def)	'17	'18	'19	'20	'21	'22	Total	
Keshawn Banks, DE	-	0	13	7	14	10	44	
Caden McDonald, LB	RS	0	10	8	14	10	42	
Jesse Matthews, WR	-	RS	10	8	13	9	40	
Alama Uluave, C	-	0	0	8	14	10	32	
Jonah Tavai, DT	-	-	1	5	14	10	30	
Justus Tavai, DT	-	-	0	7	11	10	28	
Braxton Burmeister, QB	5	0	-	4	12	5	26	
Patrick McMorris, AZ	-	-	0	1	14	10	25	
Brandon Crenshaw-Dickson, RT/LT	-	-	RS	0	14	9	23	
Michael Shawcroft, LB	-	-	0	5	7	9	21	
Jordan Byrd, RB	-	-	0	6	3	2	7	18
Cedarius Barfield, S/CB	-	-	RS	0	4	9	4	17
Cooper McDonald, LB	-	-	-	0	10	6	16	
Tyrell Shavers, WR	-	0	0	1	4	10	15^	
Noah Tumblin, CB	-	-	RS	0	8	5	13	
Mark Redman, TE	-	-	-	0	1	10	11	
CJ Baskerville, S	-	-	-	-	4	7	11	
Seydrick Lakalaka, LB	RS	0	0	6	5	0	11	
Cade Bennett, LG	-	-	-	RS	0	10	10	
Josh Simmons, RT	-	-	-	-	RS	10	10	
Davaughn Celestine, S	-	-	RS	0	0	9	9	
Dez Malone, CB	-	-	-	RS	0	8	8	
Jay Rudolph, TE	-	-	-	0	5	3	8	
Noah Avinger, CB	-	-	-	-	-	3	4	7
Dallas Branch, CB	-	-	-	0	4	3	7	
Ross Ulugalu-Maseuli, RG	-	-	-	-	RS	5	6	
Zyrrus Fiaseu, LB	-	-	-	-	RS	5	5	
Jalen Mayden, QB	-	0	0	-	0	5	5	
Mekhi Shaw, WR	-	-	-	RS	1	4	5	
Dean Abdullah, RG	-	-	-	-	-	3	3	
Chance Bell, RB	RS	1	0	1	0	1	3	
Jaylon Armstead, RB	-	-	-	RS	0	2	2	
Martin Blake, RB	-	-	-	-	RS	2	2	
Aaron Greene, TE	-	-	-	RS	0	2	2	
Thomas Mirabella, RG	-	-	-	RS	0	2	2	
Kyron White, S	-	-	RS	0	0	1	1	
Joey Wright, LT	-	-	-	RS	0	1	1	
Vai Kaho, LB	-	-	-	0	1	0	1	
TJ Sullivan, WR	-	RS	1	0	0	0	1	

19 of Justus Tavai's starts came at Hawaii; 16 of Burmeister's starts came at Virginia Tech and five at Oregon; Two of Shavers' starts came at Mississippi State; * One of Redman's starts came at Washington

Game 1

ARIZONA	10	14	7	7	-	38
SAN DIEGO STATE	0	10	10	0	-	20

Sept. 3 | Snapdragon Stadium | San Diego, Calif. | 11:38 a.m. PT | Attendance: 34,046



TEAM STATISTICS

	UA	SDSU
FIRST DOWNS	25	14
Rushing	9	8
Passing	15	5
Penalty	1	1
NET YARDS RUSHING	162	170
Rushing Attempts	39	42
Average Per Rush	4.2	4.0
Rushing Touchdowns	1	0
Yards Gained Rushing	176	189
Yards Lost Rushing	14	19
NET YARDS PASSING	299	62
Completions-Attempts-Int	22-35-1	7-16-1
Average Per Attempt	8.5	3.9
Average Per Completion	13.6	8.9
Passing Touchdowns	4	1
TOTAL OFFENSE YARDS	461	232
Total offense plays	74	58
Average Gain Per Play	6.2	4.0
Fumbles: Number-Lost	1-1	1-1
Penalties: Number-Yards	4-35	6-37
PUNTS-YARDS	3-93	5-179
Average Yards Per Punt	31.0	35.8
Net Yards Per Punt	17.0	28.8
Inside 20	0	1
50+ Yards	0	2
Touchbacks	1	0
Fair catch	0	0
KICKOFFS-YARDS	7-411	5-325
Average Yards Per Kickoff	58.7	65.0
Net Yards Per Kickoff	38.9	41.4
Touchbacks	3	4
Fair Catch Yards	0	0
Punt returns: Number-Yards-TD	2-23-0	2-23-1
Average Per Return	11.5	11.5
Kickoff returns: Number-Yds-TD	1-18-0	3-64-0
Average Per Return	18.0	21.3
Interceptions: Number-Yds-TD	1-20-0	1-0-0
Fumble Returns: Number-Yds-TD	0-0-0	0-0-0
Miscellaneous Yards	0	0
Possession Time	32:37	27:23
1st Quarter	8:34	6:26
2nd Quarter	7:50	7:10
3rd Quarter	7:50	7:10
4th Quarter	8:23	6:37
Third-Down Conversions	6 of 13	2 of 11
Fourth-Down Conversions	1 of 2	2 of 2
Red-Zone Scores-Chances	5-5	3-4
Touchdowns	4-5	1-4
Field goals	1-5	2-4
Sacks By: Number-Yards	1-5	1-6
PAT Kicks	5-5	2-2
Field Goals	1-1	2-2
Points off turnovers	7	7

▶▶ GAME NOTES

Team Notes

- San Diego State fell to 7-3 against members of the Pac-12 Conference since the start of the 2016 campaign.
- San Diego State played its first game in its own market since Nov. 30, 2019. The Aztecs had played the previous 23 games away from San Diego, going 17-6.
- Win streaks snapped
- 13-game home non-conference win streak
- 7-game win streak in home season openers
- 2-game win streak against the Pac-12
- 4-game home win streak against the Pac-12
- San Diego State dropped to 17-2 in all games played in September since the start of the 2016 campaign.
- The Aztecs recorded their sixth non-offensive touchdown over the last two seasons (15 games). Over that span, SDSU has three blocked punt returns for touchdowns, two interception returns for touchdowns and one kickoff return for a touchdown.
- The Aztecs fell to 22-5 in the Brady Hoke era when outrushing their opponent.
- SDSU started with the ball for the 105th time in the last 133 games.

Other Notes

- San Diego State fell to 52-43-5 all-time in season-opening games, including a 27-25-1 mark in the Division I era (since 1969).
- Today's Snapdragon Stadium was officially a sellout (all 32,500 seats were sold). The total attendance was 34,046.
- Today's temperature was 100 degrees at kick time, the warmest game the Aztecs have played in regardless of location in recorded history (since at least 9/3/94).
- Below are the warmest games in SDSU's recorded history:
 - 100 degrees vs. Arizona (Sept. 3, 2022)
 - 99 degrees at Arizona (Sept. 17, 1994)
 - 97 degrees vs. North Dakota (Sept. 15, 2012)

SDSU Falls to Arizona in Stadium Opener

SAN DIEGO -- Making its Snapdragon Stadium debut in front of a national television audience, San Diego State was unable to overcome an early deficit on Saturday in a 38-20 loss to visiting Arizona in the season opener for both teams.

The Wildcats' Jayden De Laura completed 22 of 35 passes for 299 yards and four touchdowns to spoil the Aztecs' inaugural game in their new palatial facility, as the two teams battled in 100-degree heat at kickoff.

Arizona never trailed after kicking a 25-yard field goal on its opening drive, building a 31-10 advantage by the 12:40 mark of the third quarter.

The Wildcats' first touchdown was set up by Dalton Johnson's blocked punt, which gave the visitors the ball at the SDSU 40-yard line. Seven plays later, De Laura connected with Jacob Cowing from 17 yards out on the first of three scoring strikes for the Arizona duo.

Trailing 10-0 at the start of the second quarter, the Aztecs drove to the Wildcat 16 on their march but had to settle for a 44-yard field goal by Jack Browning after Braxton Burmeister was sacked for a six-yard loss following a false start penalty.

Arizona increased the margin to 17-3 after De Laura hit Tetairoa McMillan on a six-yard touchdown pass to cap an eight-play, 75-yard march.

The Wildcats forced a three-and-out on SDSU's next drive; however, the host school quickly regained possession after Cedarius Barfield forced a fumble at the Arizona 27 and alertly pounced on the ball.

Seven plays later, the Aztecs faced a 4th-and-3 situation from the 11-yard line when Burmeister hit Tyrell Shavers for a touchdown on a corner route in the end zone, cutting the margin to 17-10.

Inspired by its good fortune, SDSU threatened once again after Noah Tumblyn intercepted De Laura on the third play of the Wildcats' ensuing drive, giving the Aztecs a golden opportunity at the Arizona 40. Following a 15-yard pass to Mark Redman, the Aztecs were seemingly in position to tie the game after Jordan Byrd broke free down the right sideline into the end zone.

However, a holding penalty nullified the score, and on the ensuing play, Jaxen Turner stepped in front of a Burmeister pass at the 26-yard line and rambled out to the 46, swinging the momentum back into Arizona's favor.

Six plays later, the Wildcats extended their lead to 24-10 when De Laura found Cowing in the left flat as the Arizona receiver raced four yards to pay dirt, punctuating a 54-yard drive.

The Wildcats needed just 2:20 to give themselves a three-touchdown cushion on their opening drive of the second half, as De Laura connected with Cowing in the end zone once again, this time on a post pattern, which pushed the score to 31-10.

Stung, the Aztecs fought back with 10 straight points, including a touchdown by Jaylon Armstead, who fell on the football in the end zone after Arizona's Kyle Ostendorp punted the ball into the back of his own blockers following a three-and-out.

SDSU limited the Wildcats to just five yards on their next possession, while Byrd returned the ensuing punt to the Arizona 43. The Scarlet and Black advanced to the Arizona 9 following a 17-yard run by Cam Davis. However, the Aztecs were stymied on their next three plays and once again had to settle for Browning's 23-yard field goal.

San Diego State was unable to narrow the gap any further, as the Wildcats put the game out of reach with a touchdown early in the fourth quarter when DJ Williams darted around left end and raced past the pylon to account for the final 38-20 score.

Williams led all ground gainers with 88 yards and 14 carries, while Cowing posted eight receptions for 152 yards and his three aforementioned touchdowns. In addition, Dorian Singer finished with six catches for 57 yards in the victory.

On the flip side, Burmeister totaled just 51 yards on 5-of-10 passing in his Aztec debut, while Davis rushed for 39 yards on eight attempts to lead the SDSU running game.

Defensively, Michael Shawcroft racked up a team-high nine tackles, including four solo stops, while Noah Avinger and Patrick McMorris finished with eight tackles apiece.

>>> SCORING SUMMARY

Qtr	Time	Team	Scoring Play	Plays	TOP	Score
1st	7:06	UA	Loop 25-yard field goal	16-66	5:35	3-0
1st	3:19	UA	Cowing 17-yard pass f/ De Laura (Loop kick)	7-40	2:59	10-0
2nd	13:31	SDSU	Browning 44-yard field goal	11-48	4:48	10-3
2nd	10:19	UA	McMillan 6-yard pass f/ De Laura (Loop kick)	8-75	3:12	17-3
2nd	4:49	SDSU	Shavers 11-yard pass f/ Burmeister (Browning kick)	7-32	3:37	17-10
2nd	0:28	UA	Cowing 4-yard pass f/ De Laura (Loop kick)	6-54	2:07	24-10
3rd	12:40	UA	Cowing 25-yard pass f/ De Laura (Loop kick)	5-75	2:20	31-10
3rd	7:46	SDSU	Armstead blocked punt recovery (Browning kick)	10-0	0:00	31-17
3rd	3:36	SDSU	Browning 23-yard field goal	8-37	3:19	31-20
4th	13:02	UA	Williams 10-yard rush (Loop kick)	11-75	5:34	38-20

INDIVIDUAL STATISTICS

>>> ARIZONA

Rushing	Att	Yds	TD	Long	Avg
Williams	14	88	1	17	6.3
Coleman	13	40	0	9	3.1
Wiley	6	31	0	14	5.2
Luke	4	12	0	5	3.0
Simpson	1	-3	0	0	-3.0
De Laura	1	-6	0	0	-6.0
Totals	39	162	1	17	4.2

Passing	C-A-I	Yds	TD	Long	Sack
De Laura	22-35-1	299	4	38	1
Totals	22-35-1	299	4	38	1

Receiving	No.	Yds	TD	Long
Cowing	8	152	3	38
Singer	6	57	0	24
McMillan	3	53	1	37
Wiley	3	18	0	9
McLachlan	1	10	0	10
Williams	1	9	0	9
Totals	22	299	4	38

>>> SAN DIEGO STATE

Rushing	Att	Yds	TD	Long	Avg
Davis	8	39	0	17	4.9
Armstead	5	33	0	19	6.6
Bell	8	30	0	10	3.8
Byrd	3	22	0	10	7.3
Burmeister	10	20	0	11	2.0
Haskell	3	19	0	8	6.3
Crum	1	8	0	8	8.0
Christon	3	1	0	5	0.3
TEAM	1	-2	0	0	-2.0
Totals	42	170	0	19	4.0

Passing	C-A-I	Yds	TD	Long	Sack
Burmeister	5-10-1	51	1	15	1
Haskell	2-6-0	11	0	12	0
Totals	7-16-0	62	1	15	1

Receiving	No.	Yds	TD	Long
Christon	2	19	0	12
Matthews	2	18	0	15
Shavers	2	10	1	11
Redman	1	15	0	15
Totals	7	62	1	15

Game 2

IDAHO STATE	7	0	0	0	-	7
SAN DIEGO STATE	14	7	3	14	-	38

Sept. 10 | Snapdragon Stadium | San Diego, Calif. | 5:02 p.m. PT | Attendance: 27,865



TEAM STATISTICS

	ISU	SDSU
FIRST DOWNS	14	19
Rushing	4	12
Passing	9	6
Penalty	1	1
NET YARDS RUSHING	80	380
Rushing Attempts	33	43
Average Per Rush	2.4	8.8
Rushing Touchdowns	0	3
Yards Gained Rushing	100	392
Yards Lost Rushing	20	12
NET YARDS PASSING	258	108
Completions-Attempts-Int	24-40-0	15-26-0
Average Per Attempt	6.4	4.2
Average Per Completion	10.8	7.2
Passing Touchdowns	1	1
TOTAL OFFENSE YARDS	338	488
Total offense plays	73	69
Average Gain Per Play	4.6	7.1
Fumbles: Number-Lost	1-0	5-2
Penalties: Number-Yards	7-50	8-65
PUNTS-YARDS	11-400	6-285
Average Yards Per Punt	36.4	47.5
Net Yards Per Punt	27.9	47.5
Inside 20	1	6
50+ Yards	0	2
Touchbacks	1	0
Fair catch	2	1
KICKOFFS-YARDS	2-104	7-460
Average Yards Per Kickoff	52.0	65.7
Net Yards Per Kickoff	23.5	41.4
Touchbacks	0	6
Fair Catch Yards	0	0
Punt returns: Number-Yards-TD	0-0-0	7-73-1
Average Per Return	0.0	10.4
Kickoff returns: Number-Yds-TD	1-20-0	2-57-0
Average Per Return	20.0	28.5
Interceptions: Number-Yds-TD	0-0-0	0-0-0
Fumble Returns: Number-Yds-TD	1-8-0	0-0-0
Miscellaneous Yards	0	0
Possession Time	30:40	29:20
1st Quarter	8:30	6:30
2nd Quarter	6:51	8:09
3rd Quarter	6:48	8:12
4th Quarter	8:31	6:29
Third-Down Conversions	6 of 19	5 of 14
Fourth-Down Conversions	0 of 2	2 of 2
Red-Zone Scores-Chances	0-2	3-4
Touchdowns	0-2	2-4
Field goals	0-2	1-4
Sacks By: Number-Yards	0-0	2-8
PAT Kicks	1-1	5-5
Field Goals	0-0	1-1
Points off turnovers	0	0

▶▶ GAME NOTES

Big Notes

- San Diego State won its 13th game (13-3) since the start of the 2021 season. Coming into the weekend, only eight teams had more wins than the Aztecs since 2021.
 - San Diego State won for the first time in its own county since defeating Brigham Young, 13-3, on Nov. 30, 2019. The Aztecs played all 22 of their games away from county the last two seasons (2020-21), going 16-6, before falling to Arizona last week in their first game of the year.
 - SDSU improved to 53-2 over its last 55 games when rushing for at least 200 yards.
 - SDSU played its 18th straight game without having a two-game losing streak. San Diego State's last two-game losing streak was Nov. 21-28, 2020 (lost at Nevada, 26-21, and at Colorado, 20-10).
 - The Aztecs improved to 18-2 in all games played in September since the start of the 2016 campaign.
 - San Diego State held its opponent to single digits for the 19th time since 2015 (91 games).
- Team Notes**
- The Aztecs recorded their seventh non-offensive touchdown over the last two seasons (16 games) with a 66-yard punt return by Jordan Byrd. Over that span, SDSU has three blocked punt returns for touchdowns, two interception returns for touchdowns, one kickoff return for a touchdown and one punt return for a touchdown.
 - San Diego State ran for 380 yards, its most in a game since running for 407 at Utah State on Oct. 31, 2020.
 - The Aztecs average 8.84 yards per run, their highest average in a game since averaging 12.14 yards against Army in the 2017 Armed Forces Bowl (Dec. 23).
 - SDSU outrushed Idaho State by 300 yards, its largest margin since outrushing Utah State by 304 on Oct. 31, 2020.

Aztecs Run Past Idaho State, 38-7

SAN DIEGO -- Jordan Byrd returned a punt 66 yards for a touchdown and added a 53-yard scoring run to spark San Diego State to a 38-7 victory over Idaho State. It was the first win for the Aztecs (1-1) at Snapdragon Stadium after playing their last two seasons at Dignity Health Sports Park in Carson, California.

SDSU spotted the Bengals (0-2) a 7-0 lead on a 75-yard scoring strike from Tyler Vander Waal to Xavier Guillory two plays into the game before scoring the final 38 points of the game.

Byrd's punt return tied the score at the 11:58 mark, San Diego State's seventh non-offensive touchdown since the start of 2021.

Later in the quarter, quarterback Braxton Burmeister ran 47 yards for a touchdown to put the Aztec in the lead for good.

Byrd stretched SDSU's advantage early in the second quarter on the 53-yard scamper, one of six San Diego State rushes of at least 20 yards in the game.

ISU got all the way to the San Diego State's 5-yard line on its ensuing drive, but Hunter Hays' pass on fourth-and-3 was broken up by first-time starting safety Dav Vaughn Celestine.

The Aztecs turned the ball over on back-to-back drives to start the third quarter and Idaho State once again got deep into SDSU territory, but Hays' pass missed the target on a fourth-and-2 situation from the San Diego State 7.

The Aztecs responded with a 10-play, 91-yard drive, but had to settle for a 20-yard field goal by Jack Browning to take a 24-7 lead after three quarters.

Burmeister hooked up with Tyrell Shavers for a 14-yard score early in the fourth quarter to stretch the advantage to 31-7.

Running back Cam Davis scored on SDSU's next possession from three yards out for the final points of the game.

San Diego State ran for 380 yards in the game, led by Jaylon Armstead's 96 yards on just five carries. The 380 yards were the most by the Aztecs since running for 407 at Utah State on Oct. 31, 2020, while the 8.84 yards per carry was their highest average since a 12.14 mark against Army in the 2017 Armed Forces Bowl (Dec. 23).

SDSU improved to 53-2 over its last 55 games when rushing for at least 200 yards.

Armstead's 19.2 average, meanwhile, was the second-highest by a San Diego State player since at least 1996 (min. 5 att.), only trailing Rashaad Penny's 20.8 average at Nevada on Nov. 12, 2016.

Burmeister added 80 yards on the ground, while Byrd had 48, Kenan Christon 48 and Davis 38.

Burmeister completed 15 of 26 passes for 108 yards.

Celestine finished with nine tackles after entering the game with four for his career. CJ Baskerville, Caden McDonald and Patrick McMorris chipped in with eight tackles apiece for San Diego State, which held Idaho State to 263 yards over their final 71 plays (3.7 avg.) of the game.

The Aztecs held an opponent to single digits for the 19th time since 2015 (91 games).

SDSU won its 10th straight game when scoring 30 points.

>> SCORING SUMMARY

Qtr	Time	Team	Scoring Play	Plays	TOP	Score
1st	14:46	ISU	Guillory 75-yard pass f/ Vander Waal (Hershey kick)	2-75	0:14	7-0
1st	11:58	SDSU	Byrd 66-yard punt return (Browning kick)	0-00	0:00	7-7
1st	5:01	SDSU	Burmeister 47-yard rush (Browning kick)	3-57	1:10	7-14
2nd	14:48	SDSU	Byrd 53-yard rush (Browning kick)	5-75	1:57	7-21
3rd	2:32	SDSU	Browning 20-yard field goal	10-91	3:30	7-24
4th	8:35	SDSU	Shavers 14-yard pass f/ Burmeister (Browning kick)	7-80	2:42	7-31
4th	5:22	SDSU	Davis 3-yard rush (Browning kick)	5-69	1:49	7-38

INDIVIDUAL STATISTICS

>> IDAHO STATE

Rushing	Att	Yds	TD	Long	Avg
Hunter	13	53	0	14	4.1
Kauhi	10	22	0	7	2.2
Hays	4	10	0	9	2.5
Omayebu	4	2	0	4	0.5
TEAM	1	-1	0	0	-1.0
Vander Waal	1	-6	0	0	-6.0
Totals	33	80	0	14	2.4

Passing	C-A-I	Yds	TD	Long	Sack
Hays	18-30-0	140	0	25	1
Vander Waal	2-5-0	84	1	75	1
Gronauer	4-5-0	34	0	34	0
Totals	24-40-0	258	1	75	2

>> SAN DIEGO STATE

Rushing	Att	Yds	TD	Long	Avg
Armstead	5	96	0	61	19.2
Burmeister	8	80	1	47	10.0
Byrd	4	58	1	53	14.5
Christon	8	48	0	34	6.0
Davis	9	38	1	15	4.2
Browning	1	26	0	26	26.0
Bell	4	17	0	9	4.2
Blake	4	17	0	9	4.2
Totals	43	380	3	61	8.8

Passing	C-A-I	Yds	TD	Long	Sack
Burmeister	15-26-0	108	1	16	0
Totals	15-26-0	108	1	16	0

Receiving	No.	Yds	TD	Long
Shavers	3	36	1	16
Matthews	3	24	0	13
Penny	2	16	0	11
Bell	2	8	0	10
Davis	2	5	0	6
De Los Reyes	1	8	0	8
Shaw	1	7	0	7
Redman	1	4	0	4
Totals	15	108	1	16

Game 3

SAN DIEGO STATE	0	0	0	7	-	7
UTAH	0	21	14	0	-	35

Sept. 17 | Rice-Eccles Stadium | Salt Lake City, Utah | 8:15 p.m. MT | Attendance: 51,602



TEAM STATISTICS

	SDSU	UTAH
FIRST DOWNS	9	22
Rushing	5	11
Passing	2	10
Penalty	2	1
NET YARDS RUSHING	113	174
Rushing Attempts	34	38
Average Per Rush	3.3	4.6
Rushing Touchdowns	0	1
Yards Gained Rushing	132	200
Yards Lost Rushing	19	26
NET YARDS PASSING	60	224
Completions-Attempts-Int	7-21-1	18-30-0
Average Per Attempt	2.9	7.5
Average Per Completion	8.6	12.4
Passing Touchdowns	1	4
TOTAL OFFENSE YARDS	173	398
Total offense plays	55	68
Average Gain Per Play	3.1	5.9
Fumbles: Number-Lost	1-1	1-1
Penalties: Number-Yards	9-64	7-62
PUNTS-YARDS	8-365	5-191
Average Yards Per Punt	45.6	38.2
Net Yards Per Punt	37.0	36.8
Inside 20	3	1
50+ Yards	1	0
Touchbacks	0	0
Fair catch	1	3
KICKOFFS-YARDS	2-130	6-359
Average Yards Per Kickoff	65.0	69.8
Net Yards Per Kickoff	40.0	39.7
Touchbacks	2	3
Fair Catch Yards	0	0
Punt returns: Number-Yards-TD	1-7-0	7-69-0
Average Per Return	7.0	9.9
Kickoff returns: Number-Yds-TD	3-46-0	0-0-0
Average Per Return	15.3	0.0
Interceptions: Number-Yds-TD	0-0-0	1-13-0
Fumble Returns: Number-Yds-TD	0-0-0	0-0-0
Miscellaneous Yards	0	0
Possession Time	28:44	31:16
1st Quarter	6:09	8:51
2nd Quarter	4:46	10:14
3rd Quarter	9:08	5:52
4th Quarter	8:41	6:19
Third-Down Conversions	3 of 15	8 of 15
Fourth-Down Conversions	1 of 2	0 of 1
Red-Zone Scores-Chances	1-1	4-4
Touchdowns	1-1	4-4
Field goals	0-1	0-4
Sacks By: Number-Yards	2-23	2-9
PAT Kicks	1-1	5-5
Field Goals	0-0	0-0
Points off turnovers	7	14

▶▶ GAME NOTES

Big Notes

- San Diego State fell to 7-4 against the Pac-12 since the start of the 2016 season, which is still the fifth-best record against the league over that span.
- The Aztecs fell to 8-8 against teams that were in the Pac-12 at game time.
- SDSU had its five-game road streak snapped, which was tied for the third longest in the country heading into Saturday.
- San Diego State fell to 66-26 (.717) since the 2015 campaign.
- The Aztecs fell to 18-3 in all games played in September since the start of the 2016 season.

Series Notes

- San Diego State fell to 13-18-1 all-time against Utah.
- The Aztecs fell to 6-10 all-time against Utah in Salt Lake City.

Other Notes

- SDSU held Utah without a point in the first quarter. The Utes had gone 16 straight quarters with points prior to tonight.
- Utah finally scored with 8:59 left in the second quarter. SDSU had gone 1:20:47 without allowing a point prior to the touchdown pass.
- SDSU did not start with the ball for just the 30th time in the last 135 games.
- San Diego State allowed the first points for the seventh straight game (the Aztecs are now 4-3 in those games).
- QB Kyle Crum threw the first touchdown pass of his career, an 18-yard pass to WR Josh Nicholson, his first career TD reception.
- The attendance was 51,602, the 72nd consecutive sellout and the fourth-highest attendance in Rice-Eccles Stadium history.

Aztecs Fall at No. 14/15 Utah, 35-7

SALT LAKE CITY -- Cam Rising threw for 224 yards and a career-high four touchdowns in three quarters to help No. 14/15 Utah beat San Diego State, 35-7.

After being held scoreless in their first four possessions following a 73-7 win the previous week over Southern Utah, the Utes (2-1) scored a touchdown on five straight possessions in the second and third quarter. Utah forced a pair of turnovers and scored touchdowns following both takeaways.

The Utes outgained the Aztecs (1-2), 398-173, including a 224-60 advantage through the air. Over the final three quarters, Utah totaled 309 yards and five touchdowns.

SDSU lost starting quarterback Braxton Burmeister to an eye injury in the first quarter and never got on track offensively. San Diego State failed to convert a third down until midway through the third quarter and only had one first down at the half.

True freshman and third-string quarterback Kyle Crum directed the Aztecs for most of the final three quarters, throwing for 53 yard and an 18-yard touchdown pass to Joshua Nicholson late in the fourth quarter. He also had an interception. The touchdown pass by Crum and catch by Nicholson were both the first of their careers.

Rising threw touchdown passes on three consecutive drives to help the Utes take a 21-0 halftime lead. He got Utah on the board with a 30-yard strike to Brant Kuithe. His second touchdown pass was a 13-yard toss to Solomon Enis in the back of the end zone. Rising capped it off with a 15-yard pass to Devaughn Vele with 20 seconds left in the half after Aaron Greene fumbled a kickoff at the Aztecs 27.

Karene Reid picked off Crum to start the third quarter, which led to an 18-yard touchdown run by Tavion Thomas. After a three-and-out by SDSU, Rising found Vele for a 3-yard strike for the final score of the game for the Utes with 7:34 left in the third quarter.

San Diego State managed 113 yards on the ground, led by Jaylon Armstead's 31 yards on five carries (6.2 avg.) in his first career start.

Krum finished 5 of 16 with his first career passing attempts, while Burmeister was 1-for-4 for six yards before exiting with the eye injury. Will Haskell played one series and threw a 1-yard completion.

Nicholson logged his first two career catches, including the touchdown. Dez Malone and Jonah Tavai led San Diego State with six tackles apiece, while Michael Shawcraft had five tackles, a 15-yard sack and a pass breakup.

The Aztec defense held the high-powered Utah offense scoreless in the first quarter, snapping a streak of 16 consecutive quarters with a point.

SDSU had its five-game road winning streak snapped, which was the third-longest active streak in the country, and fell to 7-4 against the Pac-12 since the start of 2016.

Utah, meanwhile, won its 10th straight home game and improved to 21 of its last 22 at Rice-Eccles Stadium, which sold out for the 72nd consecutive game.

>>SCORING SUMMARY

Qtr	Time	Team	Scoring Play	Plays	TOP	Score
2nd	8:59	UTAH	Kuithe 30-yard pass f/ Rising (Noyes kick)	7-77	2:25	0-7
2nd	2:07	UTAH	Enis 13-yard pass f/ Rising (Noyes kick)	9-82	4:34	0-14
2nd	0:20	UTAH	Vele 15-yard pass f/ Rising (Noyes kick)	4-27	1:41	0-21
3rd	11:31	UTAH	Thomas 18-yard rush (Noyes kick)	4-30	1:51	0-28
3rd	7:34	UTAH	Vele 3-yard pass f/ Rising (Noyes kick)	4-55	1:52	0-35
4th	3:56	SDSU	Nicholson 18-yard pass f/ Crum (Browning kick)	9-25	4:15	7-35

INDIVIDUAL STATISTICS

>>SAN DIEGO STATE

Rushing	Att	Yds	TD	Long	Avg
Armstead	5	31	0	14	6.2
Byrd	6	29	0	18	4.8
Davis	7	21	0	10	3.0
Blake	3	10	0	7	3.3
Crum	6	9	0	9	1.5
Christon	5	8	0	6	1.6
Burmeister	2	5	0	7	2.5
Totals	34	113	0	18	3.3

Passing	C-A-I	Yds	TD	Long	Sack
Crum	5-16-1	53	1	18	1
Burmeister	1-4-0	6	0	6	1
Haskell	1-1-0	1	0	1	0
Totals	7-21-1	60	1	18	2

Receiving	No.	Yds	TD	Long
Nicholson	2	23	1	18
Mathews	1	15	0	15
Wesley	1	9	0	9
Penny	1	6	0	6
Shavers	1	5	0	5
Davis	1	1	0	1
Totals	7	60	1	18

>>UTAH

Rushing	Att	Yds	TD	Long	Avg
Thomas	16	59	1	18	3.7
Bernard	5	44	0	24	8.8
Glover	9	34	0	9	3.8
Dixon	1	22	0	22	22.0
Curry	1	8	0	8	8.0
Rising	5	4	0	15	0.8
Barnes	1	3	0	3	3.0
Totals	38	174	1	24	4.6

Passing	C-A-I	Yds	TD	Long	Sack
Rising	18-30-0	224	4	30	2
Totals	18-30-0	224	4	30	2

Receiving	No.	Yds	TD	Long
Kuithe	5	64	1	30
Vele	3	38	2	20
Kincaid	3	38	0	25
Enis	3	35	1	15
Bernard	2	33	0	26
Dixon	1	13	0	13
Thomas	1	3	0	3
Totals	18	224	4	30

Game 4

TOLEDO
SAN DIEGO STATE

0	0	0	14	-	14
0	7	3	7	-	17

Sept. 24 | Snapdragon Stadium | San Diego, Calif. | 12:35 p.m. PT | Attendance: 27,108



TEAM STATISTICS

	TOL	SDSU
FIRST DOWNS	24	14
Rushing	7	9
Passing	14	4
Penalty	3	1
NET YARDS RUSHING	122	217
Rushing Attempts	34	33
Average Per Rush	3.6	6.6
Rushing Touchdowns	1	2
Yards Gained Rushing	137	236
Yards Lost Rushing	15	19
NET YARDS PASSING	254	65
Completions-Attempts-Int	22-40-3	13-24-1
Average Per Attempt	6.4	2.7
Average Per Completion	11.5	5.0
Passing Touchdowns	1	0
TOTAL OFFENSE YARDS	376	282
Total offense plays	74	57
Average Gain Per Play	5.1	4.9
Fumbles: Number-Lost	1-1	0-0
Penalties: Number-Yards	6-53	11-103
PUNTS-YARDS	6-245	9-364
Average Yards Per Punt	40.8	40.4
Net Yards Per Punt	38.7	37.8
Inside 20	1	6
50+ Yards	1	1
Touchbacks	0	0
Fair catch	1	3
KICKOFFS-YARDS	3-172	4-257
Average Yards Per Kickoff	57.3	64.2
Net Yards Per Kickoff	32.0	43.0
Touchbacks	0	2
Fair Catch Yards	0	0
Punt returns: Number-Yards-TD	2-24-0	2-13-0
Average Per Return	12.0	6.5
Kickoff returns: Number-Yds-TD	2-35-0	3-76-0
Average Per Return	17.5	25.3
Interceptions: Number-Yds-TD	1-0-0	3-3-0
Fumble Returns: Number-Yds-TD	0-0-0	1-2-0
Miscellaneous Yards	0	0
Possession Time	31:47	28:23
1st Quarter	7:48	7:12
2nd Quarter	10:18	4:42
3rd Quarter	4:49	10:11
4th Quarter	8:52	6:08
Third-Down Conversions	6 of 13	1 of 12
Fourth-Down Conversions	0 of 0	0 of 0
Red-Zone Scores-Chances	2-4	1-1
Touchdowns	2-4	1-1
Field goals	0-4	0-0
Sacks By: Number-Yards	1-8	2-9
PAT Kicks	2-2	2-2
Field Goals	0-1	1-1
Points off turnovers	0	0

▶▶ GAME NOTES

Big Notes

- The Aztecs won their seventh straight game decided by one score (eight points or less) and are now 21-8 in their last 29 games decided by one score (started with 27-24 win at Wyoming in 2016 Mountain West Championship game).
- San Diego State won its 14th game (14-4) since the start of the 2021 season. Coming into the weekend, only 11 teams had more victories than the Aztecs since 2021.
- SDSU improved to 67-26 (.720) since the 2015 campaign.
- San Diego State improved to 19-3 in all games played in September since the start of the 2016 campaign.
- The Aztecs have now played 20 games without having a two-game losing streak. SDSU's last two-game losing streak came in the COVID-shortened 2020 season then it lost at Nevada, 26-21, on Nov. 21 and to Colorado, 20-10, on Nov. 28 on five days notice.
- San Diego State improved to 15-1-1 against current members of the Mid-American Conference and 10-1-1 vs. teams that were members in the MAC at game time.
- The Aztecs improved to 54-2 over its last 56 games when rushing for at least 200 yards.
- SDSU won its 27th straight game when leading after three quarters.
- RB Jordan Byrd recorded his third career 100-yard rushing game.
- SDSU held Toledo without a point through the first three quarters and have now held its opponents scoreless in eight of the 16 quarters this season.
- San Diego State won its 12th consecutive game when rushing for at least 200 yards and improved to 16-2 in the Brady Hoke when reaching 200 yards.
- SDSU won its 12th consecutive game when leading at the half and improved to 27-5 in the Brady Hoke era.

Aztecs Rally Past Toledo, 17-14

SAN DIEGO -- Jordan Byrd ran for 115 yards and two touchdowns — including a go-ahead 1-yard TD in the closing seconds — to help San Diego State beat Toledo, 17-14, at Snapdragon Stadium.

Aztec (2-2) quarterback Braxton Burmeister completed 3 of 4 passes for 25 yards on the drive and ran three times for 46 yards before Byrd scored from a yard out to cap the scoring with 41 seconds to play.

Quarterback Dequan Finn started the Rockets (2-2) with the ball on their own 19, but was picked off by Caden McDonald on his first attempt of the drive, setting up a kneel down for SDSU.

After a scoreless first quarter and a 36-yard field goal miss by Toledo's Thomas Cluckey to begin the second, Byrd ran 37 yards down the left side and then broke tackles on a 43-yard run into the end zone for the first points of the game.

The Rockets got into the San Diego State side of the field late in the corner but running back Peny Boone fumbled on the Aztec 16 which was scooped up by Cooper McDonald.

After exchanging punts and turnovers early in the third quarter, Jack Browning put SDSU up, 10-0, with a career-long 50-yard field goal.

Finn threw an 11-yard touchdown pass to Jamal Turner that capped a 12-play, 73-yard drive and trimmed Toledo's deficit to 10-7 midway through the fourth quarter. After San Diego State went three-and-out on the ensuing drive, the Rockets went 93 yards in eight plays to take their first lead when Finn scored on a 1-yard run with 2:56 to play.

The Aztecs answered with the game-winning drive, going 67 yards on nine plays before Byrd punched it in from a yard out.

SDSU won its seventh straight game decided by one score (eight points or less) and improved to 21-8 in its last 29 games decided by one score (started with a 27-24 win at Wyoming in the 2016 Mountain West Championship game).

San Diego State rushed for 217 yards for the game on 33 carries, averaging 6.6 yards an attempt. It was the Aztecs' 12th consecutive win when rushing for at least 200 yards. SDSU is now 54-2 over its last 56, 200-yard rushing games.

Defensively, San Diego State forced four turnovers, its most since forcing five against Central Michigan in the 2019 New Mexico Bowl, and forced six three-and-outs (or better) to a team that came into the game averaging 37.7 points per game.

The Aztecs held the Rockets scoreless through three times, their first time since shutting out Weber State on Aug. 31, 2019.

Michael Shawcroft led SDSU with nine tackles, while former quarterback Jalen Mayden and CJ Baskerville logged eight tackles apiece. Fellow safeties Cedarius Barfield and Davaughn Celestine picked up their first career interceptions.

San Diego State improved to 15-1-1 all-time against current members of the Mid-American Conference and 10-1-1 vs. teams that were members of the MAC at game time.

>>SCORING SUMMARY

Qtr	Time	Team	Scoring Play	Plays	TOP	Score
2nd	14:09	SDSU	Byrd 43-yard rush (Browning kick)	2-80	0:42	0-7
3rd	0:12	SDSU	Browning 50-yard field goal	6-17	2:49	0-10
4th	7:54	UT	Turner 11-yard pass f/ Finn (Cluckey kick)	12-73	5:06	7-10
4th	2:56	UT	Finn 1-yard rush (Cluckey kick)	8-93	3:13	14-10
4th	0:41	SDSU	Byrd 1-yard rush (Browning kick)	9-67	2:10	14-17

INDIVIDUAL STATISTICS

>>TOLEDO

Rushing	Att	Yds	TD	Long	Avg
Stuart	14	54	0	10	3.9
Finn	11	44	1	10	4.0
Kelly	4	14	0	7	3.5
Boone	4	9	0	5	2.2
Gleason	1	1	0	1	1.0
Totals	34	122	1	10	3.6

Passing	C-A-I	Yds	TD	Long	Sack
Finn	21-34-3	240	1	36	2
Gleason	1-6-0	14	0	14	0
Totals	22-40-3	254	1	36	2

Receiving	No.	Yds	TD	Long
Blankumsee	8	112	0	36
Maddox	6	43	0	14
Turner	3	11	1	11
Boone	2	41	0	28
Kelly	2	34	0	20
Barkley	1	13	0	13
Totals	22	254	1	36

>>SAN DIEGO STATE

Rushing	Att	Yds	TD	Long	Avg
Byrd	16	115	2	43	7.2
Burmeister	8	44	0	18	5.5
Armstead	3	30	0	17	10.0
Christon	5	27	0	23	5.4
TEAM	1	1	0	1	1.0
Totals	33	217	2	43	6.6

Passing	C-A-I	Yds	TD	Long	Sack
Burmeister	13-24-1	65	0	16	1
Totals	13-24-1	65	0	16	1

Receiving	No.	Yds	TD	Long
Redman	4	19	0	10
Matthews	3	11	0	7
Shaw	2	21	0	16
Christon	2	-3	0	0
Shavers	1	13	0	13
Davis	1	4	0	4
Totals	13	65	0	16

Game 5

SAN DIEGO STATE	6	7	0	0	-	13
BOISE STATE	0	0	21	14	-	35

Sept. 30 | Albertsons Stadium | Boise, Idaho | 6:05 p.m. MT | Attendance: 34,910



TEAM STATISTICS

	SDSU	BS
FIRST DOWNS	6	20
Rushing	5	16
Passing	1	4
Penalty	0	0
NET YARDS RUSHING	81	316
Rushing Attempts	35	44
Average Per Rush	2.3	7.2
Rushing Touchdowns	0	5
Yards Gained Rushing	129	337
Yards Lost Rushing	48	21
NET YARDS PASSING	33	134
Completions-Attempts-Int	2-16-1	14-22-1
Average Per Attempt	2.1	6.1
Average Per Completion	16.5	9.6
Passing Touchdowns	0	0
TOTAL OFFENSE YARDS	113	450
Total offense plays	51	66
Average Gain Per Play	2.2	6.8
Fumbles: Number-Lost	3-0	1-0
Penalties: Number-Yards	10-55	9-66
PUNTS-YARDS	10-495	8-293
Average Yards Per Punt	49.5	36.6
Net Yards Per Punt	46.3	35.5
Inside 20	2	1
50+ Yards	4	1
Touchbacks	1	1
Fair catch	2	4
KICKOFFS-YARDS	4-259	6-362
Average Yards Per Kickoff	64.8	60.3
Net Yards Per Kickoff	41.8	40.0
Touchbacks	3	4
Fair Catch Yards	0	0
Punt returns: Number-Yards-TD	2-49-1	5-20-0
Average Per Return	24.5	4.0
Kickoff returns: Number-Yds-TD	2-22-0	1-17-0
Average Per Return	11.0	17.0
Interceptions: Number-Yds-TD	1-31-0	1-0-0
Fumble Returns: Number-Yds-TD	0-0-0	0-0-0
Miscellaneous Yards	0	0
Possession Time	28:07	31:53
1st Quarter	8:17	6:43
2nd Quarter	7:56	7:04
3rd Quarter	6:42	8:18
4th Quarter	5:12	9:48
Third-Down Conversions	1 of 14	6 of 14
Fourth-Down Conversions	1 of 1	0 of 0
Red-Zone Scores-Chances	2-2	2-2
Touchdowns	0-2	2-2
Field goals	2-2	0-2
Sacks By: Number-Yards	1-7	3-23
PAT Kicks	1-1	5-5
Field Goals	2-2	0-0
Points off turnovers	3	7

▶▶ GAME NOTES

Team Notes

- The Aztecs fell to 4-4 all-time against Boise State.
- SDSU is 2-2 all-time against Boise State in Boise.
- San Diego State fell to 3-2 all-time at Albertsons Stadium (2-2 vs. Boise State and 1-0 in the Idaho Potato Bowl (SDSU defeated Buffalo, 49-24, in 2013)).
- SDSU fell to 19-4 in all games played in September since the start of the 2016 campaign.
- San Diego State lost its conference opener for just the second time in the last 10 years.
- The Aztecs saw their road conference opener winning streak snapped at seven games.
- SDSU fell to 9-6 all-time against schools from Idaho (4-4 vs. Boise State, 3-2 vs. Idaho and 2-0 vs. Idaho State).
- Boise State had scored in 60 consecutive first halves at home prior to the Aztecs recording the first-half shutout tonight.
- SDSU shut out an opponent in the first half for the second straight game. The last time San Diego State had consecutive first-half shutouts was the 2015 Hawaii Bowl against Cincinnati (W, 42-7) and the 2016 opener against New Hampshire (W, 31-0).
- The Aztecs have held their opponents scoreless in 10 of the 20 quarters this season.
- SDSU scored twice in the first quarter, which tied a season high (also vs. Idaho State).
- San Diego State had the first two scores of the game for the first time this season.

Trends

- San Diego State had its nine-game winning snapped when scoring first.
- The Aztecs had their 12-game winning streak snapped when leading at the half (2-1 this season) and are now 27-6 in the Brady Hoke era when leading at the half.

Aztecs Downed at Boise State, 35-13

BOISE, Idaho -- San Diego State jumped out to a 13-0 lead by halftime but Boise State scored the final 35 points of the game in a 35-13 victory at Albertsons Stadium.

The Aztecs (2-3, 0-1 MW) became the first team to shut out the Broncos (3-2, 2-0 MW) at home in the first half in 61 games, but BS outgained SDSU, 302-15, in the second half to even its all-time series with San Diego State at 4-4.

The Aztecs got a pair of field goals by Jack Browning in the first quarter, the first off a Dez Malone interception. Starting on the Boise State 29-yard line, SDSU struggled to move the ball with two false start penalties and having to call two timeouts. San Diego State converted a fourth-and-2 from the Bronco 21 with a 16-yard run by Jordan Byrd but couldn't get closer than the 4 and had to settle for a Browning 21-yard chip shot.

After a three-and-out, the Aztecs got deep into BS territory again when Braxton Burmeister connected on a 26-yard pass to Jesse Matthews to the Boise State 7. Two more penalties, however, doomed SDSU, including what appeared to be a 10-yard touchdown pass from Burmeister to Tyrell Shavers. An ineligible player downfield nullified the score and San Diego State had to settle once again for a 25-yard field goal.

Early in the second quarter, Shavers got through the Bronco line to block a punt and return it 36 yards for the score. It was the third blocked punt for Shavers since joining the Aztecs in 2021, tied for the third most in program history. It was also his third career touchdown off a blocked punt.

Down, 13-0, at the half, BS picked off Burmeister in his first pass attempt of the third quarter at the SDSU 31. Quarterback Taylen Green later ran it in from 17 yards out to put Boise State on the scoreboard.

Later in the quarter, George Holani scored on a 12-yarder and Ashton Jeanty added a 32-yard score to make it 21-13 Broncos after three quarters.

Green scored from 39 yards out on BSU's first drive of the fourth and Holani added a 29-yarder as Boise State scored in four straight possessions and five of six to start the second half.

Holani (131) and Green (105) became the first running back duo with more than 100 yards against San Diego State since Nov. 26, 2016 vs. Colorado State.

Byrd led the Aztecs with 61 yards on 13 carries (4.7 avg.).

Garret Fountain led SDSU with eight tackles and a tackle for loss, while Patrick Morris had seven stops and Michael Shawcroft chipped in six.

San Diego State had its seven-game road conference opener win streak snapped and lost a conference opener for just the second time in the last 10 years.

The Aztecs, who fell to 19-4 in games played in September since the start of the 2016 campaign, were outgained by 333 yards in the game, their largest deficit since the 2006 season.

>>> SCORING SUMMARY

Qtr	Time	Team	Scoring Play	Plays	TOP	Score
1st	7:23	SDSU	Browning 21-yard field goal	8-25	3:36	3-0
1st	1:53	SDSU	Browning 25-yard field goal	9-46	4:41	6-0
2nd	9:31	SDSU	Shavers 36-yard blocked punt return (Browning kick)	0-0	1:16	13-0
3rd	14:16	BSU	Green 17-yard rush (Dalmas kick)	2-31	0:38	13-7
3rd	4:43	BSU	Holani 12-yard rush (Dalmas kick)	7-67	3:47	13-14
3rd	0:46	BSU	Jeanty 32-yard rush (Dalmas kick)	5-55	2:32	13-21
4th	10:08	BSU	Green 39-yard rush (Dalmas kick)	6-80	2:54	13-28
4th	4:35	BSU	Holani 29-yard rush (Dalmas kick)	7-63	3:50	13-35

INDIVIDUAL STATISTICS

>>> SAN DIEGO STATE

Rushing	Att	Yds	TD	Long	Avg
Byrd	13	61	0	16	4.7
Burmeister	9	36	0	12	4.0
Davis	3	9	0	4	3.0
Bell	3	5	0	3	1.7
Christon	2	0	0	5	0.0
TEAM	1	-2	0	0	-2.0
Crum	4	-28	0	1	-7.0
Totals	35	81	0	16	2.3

Passing	C-A-I	Yds	TD	Long	Sack
Burmeister	2-8-1	33	0	26	1
Aumavae	0-7-0	0	0	0	0
Crum	0-1-0	0	0	0	2
Totals	2-16-1	33	0	26	3

Receiving	No.	Yds	TD	Long
Matthews	1	26	0	26
Byrd	1	7	0	7
Totals	2	33	0	26

>>> BOISE STATE

Rushing	Att	Yds	TD	Long	Avg
Holani	17	131	2	29	7.7
Green	8	105	2	39	13.1
Jeanty	12	82	1	32	6.8
Crowe	3	9	0	5	3.0
Noa	1	5	0	5	5.0
TEAM	1	-3	0	0	-3.0
Koetter	1	-6	0	0	-6.0
Vidlak	1	-7	0	0	-7.0
Totals	44	337	5	39	7.2

Passing	C-A-I	Yds	TD	Long	Sack
Vidlak	9-12-0	86	0	53	1
Green	5-10-1	48	0	17	0
Totals	14-22-1	134	0	53	1

Receiving	No.	Yds	TD	Long
Bowens	3	63	0	53
Cobbs	3	11	0	5
Koetter	2	21	0	17
Holani	2	17	0	17
Hopper	2	8	0	5
Caples	1	7	0	7
Smith	1	7	0	7
Totals	18	224	4	30

Game 6

HAWAII	0	0	7	7	-	14
SAN DIEGO STATE	0	3	7	6	-	16

Oct. 8, 2022 | Snapdragon Stadium | San Diego, Calif. | 7:37 p.m. PT | Attendance: 33,073



TEAM STATISTICS

	UH	SDSU
FIRST DOWNS	17	22
Rushing	8	6
Passing	9	15
Penalty	0	1
NET YARDS RUSHING	146	95
Rushing Attempts	24	35
Average Per Rush	6.1	2.7
Rushing Touchdowns	1	0
Yards Gained Rushing	153	121
Yards Lost Rushing	7	26
NET YARDS PASSING	196	322
Completions-Attempts-Int	20-34-0	24-36-0
Average Per Attempt	5.8	8.9
Average Per Completion	9.8	13.4
Passing Touchdowns	1	1
TOTAL OFFENSE YARDS	342	417
Total offense plays	58	71
Average Gain Per Play	5.9	5.9
Fumbles: Number-Lost	2-1	0-0
Penalties: Number-Yards	2-11	4-33
PUNTS-YARDS	7-316	5-224
Average Yards Per Punt	45.1	44.8
Net Yards Per Punt	38.0	44.8
Inside 20	3	3
50+ Yards	2	1
Touchbacks	2	0
Fair catch	3	2
KICKOFFS-YARDS	3-155	5-304
Average Yards Per Kickoff	51.7	60.8
Net Yards Per Kickoff	33.3	42.2
Touchbacks	1	0
Fair Catch Yards	0	0
Punt returns: Number-Yards-TD	3-0-0	1-10-0
Average Per Return	0.0	10.0
Kickoff returns: Number-Yds-TD	5-93-0	0-0-0
Average Per Return	18.6	0.0
Interceptions: Number-Yds-TD	0-0-0	0-0-0
Fumble Returns: Number-Yds-TD	0-0-0	0-0-0
Miscellaneous Yards	0	0
Possession Time	23:50	36:10
1st Quarter	7:32	7:28
2nd Quarter	6:09	8:51
3rd Quarter	5:25	9:35
4th Quarter	4:44	10:16
Third-Down Conversions	3 of 10	7 of 16
Fourth-Down Conversions	0 of 0	1 of 1
Red-Zone Scores-Chances	0-0	3-4
Touchdowns	0-0	1-4
Field goals	0-0	2-4
Sacks By: Number-Yards	2-17	0-0
PAT Kicks	2-2	1-1
Field Goals	0-0	3-4
Points off turnovers	0	0

▶▶ GAME NOTES

Big Notes

- The Aztecs improved to 9-1 in their last 10 Mountain West home openers.
- SDSU has now played 22 games without a two-game losing streak (last time San Diego State had two straight losses was in the COVID-shortened 2020 season - lost at Nevada, 26-21, on Nov. 21 and to Colorado, 20-10, on Nov. 28 on five days notice).
- San Diego State won its 29th straight game when leading after three quarters and improved to 30-3 under Brady Hoke when leading after three quarters.
- SDSU won its eighth consecutive game decided by one score (eight or less points).
- San Diego State evened its record to 3-3 and has now posted at least a .500 record through six games in nine straight years.
- The Aztecs shut out their third straight opponent in the first half. That's the first time that has happened since at least 2000.
- Jalen Mayden made his first career start at quarterback after playing safely for 65 snaps just two weeks ago against Toledo.
- An Aztec quarterback has now won his starting debut in six of the last eight tries. SDSU quarterbacks were 1-13 in the previous 14 debuts prior to this stretch.
- Mayden threw for 322 yards, just six passing yards shy (328) of what San Diego State had for its first five games of the season.
- Mayden's 322 yards were the most by an Aztec quarterback in their starting debut since current quarterbacks coach Ryan Lindley threw for 352 against Cal Poly on Aug. 30, 2008. They were the most passing yards in a debut in an Aztec win since Kevin McKechnie threw for 371 against Navy on Sept. 5, 1997.
- WR Tyrell Shavers eclipsed 100 yards receiving, setting career highs in both receptions and yards.

Aztecs Edge Hawai'i, 16-14

SAN DIEGO -- Jack Browning booted a 26-yard field goal with seven seconds remaining to lift San Diego State to a 16-14 victory over Hawai'i in a Mountain West game at Snapdragon Stadium.

Making his first career start at quarterback, Jalen Mayden completed 24 of 36 passes for 322 yards and one touchdowns, helping the Aztecs (3-3, 1-1 MW) defeat the Rainbow Warriors for the ninth time in the last 11 meetings between the schools.

Browning's kick atoned for an earlier miss from 31 yards away at the 4:57 mark of the fourth quarter, which led to a Hawai'i touchdown.

The Rainbow Warriors (1-5, 0-1 MW) took their only lead of the game at 14-13 after Dedrick Parson's 22-yard burst up the middle, capping a 7-play, 80-yard march with just 1:19 left to play.

However, SDSU received a gift after the ensuing kickoff sailed out of bounds, which gave the Scarlet and Black prime field position at its own 35. From there, Mayden went to work, completing six straight passes, including a 16-yarder to Brionne Penny down to the Hawai'i 9, which set up Browning's game winner.

Tyrell Shavers led all players with a career-high 149 receiving yards on eight receptions, while Jesse Matthews had six catches for 68 yards in the win.

The teams slugged it out through a near scoreless first half, exchanging punts on the first nine possessions of the game. With an average starting field position of their own 11-yard line for the first four drives, the Aztecs finally showed some life at the end of the second quarter.

Jordan Byrd returned a punt 10 yards to the SDSU 36 before Mayden completed three straight passes with under a minute left to move the Aztecs within scoring range. After an 11-yard completion to Matthews at the Rainbow Warrior 28, Mayden's next three throws were off-target. However, SDSU salvaged the drive when Browning split the uprights from 45 yards out with 45 seconds to go, giving the host school a 3-0 lead heading into the locker room.

In a bit of foreshadowing, Hawai'i's second-half kickoff also skipped out of bounds short of the goal line, setting the Aztecs up once again at their own 35. After two Byrd rushes gained 12 yards, Shavers made a diving catch in Warrior territory at the 35. Three plays later, Mayden connected with Byrd on a 15-yard flair out of the backfield for his first collegiate touchdown pass that extended the SDSU advantage to 10-0.

However, Hawai'i answered on the ensuing possession when Zion Bowers got behind the Aztec secondary and hauled in a 66-yard touchdown pass from Brayden Schager, which narrowed the gap to 10-7 with 8:27 remaining in the third quarter.

SDSU increased the margin to 13-7 at the 11:16 mark of the fourth quarter after Browning kicked a 30-yard field goal to punctuate an 11-play, 67-yard march.

After holding Hawai'i to a three-and-out, SDSU was headed goalward for a clinching score, but Browning's field goal attempt from 31 yards went awry, giving the visitors new life.

Buoyed by their good fortune, the Warriors moved 80 yards in 3:38 for the go-ahead score. Tylan Hines got things rolling with a 27-yard run, while Schager hit Koa'i Nishigaya and Jalen Walthall for gains of 11 and 12 yards, respectively, before Parson's scoring jaunt.

Defensively, the Aztecs were led by Cedarius Barfield, who collected six tackles, including four solo stops, while the quartet of Dav Vaughn Celestine, Dezhon Malone, Caden McDonald and Patrick Morris made five tackles apiece.

Despite getting outgained on the ground 146-95, SDSU still dominated the time of possession 36:10 to 23:50.

>> SCORING SUMMARY

Qtr	Time	Team	Scoring Play	Plays	TOP	Score
2nd	0:39	SDSU	Browning 45-yard field goal	7-36	0:45	0-3
3rd	10:58	SDSU	Byrd 15-yard pass f/ Mayden (Browning kick)	7-65	4:02	0-10
3rd	8:27	UH	Bowers 66-yard pass f/ Schager (Shipley kick)	5-76	2:25	7-10
4th	11:16	SDSU	Browning 30-yard field goal	11-67	5:10	7-13
4th	1:19	UH	Parson 22-yard rush (Shipley kick)	7-80	3:38	14-13
4th	0:07	SDSU	Browning 26-yard field goal	7-56	1:12	14-16

INDIVIDUAL STATISTICS

>> HAWAII

Rushing	Att	Yds	TD	Long	Avg
Parson	14	70	1	22	5.0
T. Hines	8	68	0	27	8.5
Schager	1	9	0	9	9.0
TEAM	1	-1	0	0	-1.0
Totals	24	146	1	27	6.1

Passing	C-A-I	Yds	TD	Long	Sack
Schager	20-34-0	196	1	66	0
Totals	20-34-0	196	1	66	0

Receiving	No.	Yds	TD	Long
Bowers	9	108	1	66
Nishigaya	3	36	0	15
Walthall	3	29	0	12
Phillips	2	6	0	4
Mokiao-Atimalala	1	8	0	8
Parson	1	8	0	8
T. Hines	1	1	0	1
Totals	20	196	1	66

>> SAN DIEGO STATE

Rushing	Att	Yds	TD	Long	Avg
Bell	7	53	0	16	7.6
Byrd	10	22	0	7	2.2
Christon	9	14	0	9	1.6
Mayden	8	9	0	9	1.1
Davis	1	-3	0	0	-3.0
Totals	35	95	0	16	2.7

Passing	C-A-I	Yds	TD	Long	Sack
Mayden	24-36-0	322	1	42	2
Totals	24-36-0	322	1	42	2

Receiving	No.	Yds	TD	Long
Shavers	8	149	0	42
Matthews	6	68	0	25
Penny	4	54	0	20
Shaw	4	28	0	11
Byrd	1	15	1	15
Redman	1	8	0	8
Totals	24	322	1	42

Game 7

SAN DIEGO STATE	10	3	10	0	-	23
NEVADA	0	7	0	0	-	7

Oct. 22 | Mackay Stadium | Reno, Nev. | 7:37 p.m. PT | Attendance: 16,363



TEAM STATISTICS

	SDSU	NV
FIRST DOWNS	16	14
Rushing	5	2
Passing	10	9
Penalty	1	3
NET YARDS RUSHING	161	35
Rushing Attempts	39	21
Average Per Rush	4.1	1.7
Rushing Touchdowns	1	0
Yards Gained Rushing	174	69
Yards Lost Rushing	13	34
NET YARDS PASSING	156	192
Completions-Attempts-Int	12-25-0	23-41-1
Average Per Attempt	6.2	4.7
Average Per Completion	13.0	8.3
Passing Touchdowns	0	1
TOTAL OFFENSE YARDS	317	227
Total offense plays	64	62
Average Gain Per Play	5.0	3.7
Fumbles: Number-Lost	1-1	1-1
Penalties: Number-Yards	11-91	7-53
PUNTS-YARDS	5-237	7-212
Average Yards Per Punt	47.4	30.3
Net Yards Per Punt	41.4	30.3
Inside 20	0	2
50+ Yards	2	0
Touchbacks	2	0
Fair catch	1	2
KICKOFFS-YARDS	6-384	2-130
Average Yards Per Kickoff	64.0	65.0
Net Yards Per Kickoff	44.0	37.0
Touchbacks	3	0
Fair Catch Yards	0	0
Punt returns: Number-Yards-TD	0-0-0	2-0-0
Average Per Return	0.0	0.0
Kickoff returns: Number-Yds-TD	2-56-0	3-55-0
Average Per Return	28.0	18.3
Interceptions: Number-Yds-TD	1-0-0	0-0-0
Fumble Returns: Number-Yds-TD	1-30-1	1-3-0
Miscellaneous Yards	0	0
Possession Time	34:17	25:43
1st Quarter	9:26	5:34
2nd Quarter	7:43	7:17
3rd Quarter	9:10	5:50
4th Quarter	7:58	7:02
Third-Down Conversions	6 of 16	3 of 14
Fourth-Down Conversions	0 of 0	1 of 2
Red-Zone Scores-Chances	3-3	1-2
Touchdowns	0-3	1-2
Field goals	3-3	0-2
Sacks By: Number-Yards	3-24	2-8
PAT Kicks	2-2	1-1
Field Goals	3-3	0-0
Points off turnovers	10	0

▶▶ GAME NOTES

Big Notes

- San Diego State improved to 6-2 in road games since the start of the 2022 season.
- The Aztecs have now won five of their last six games in the regular season when coming off an idle (bye) week.
- SDSU scored its fourth non-offensive touchdown of the season with a 30-yard fumble recovery by Patrick McMorris in the first quarter. The Aztecs now have four this year in seven games, nine since 2021 (21 games) and 13 since 2020 (29 games).
- San Diego State won its 30th straight game when leading at the end of the third quarter (31-3 with 22 consecutive wins under Brady Hoke).
- The Aztecs won by 16 points. The previous four games in the series were decided by a total of 15 points.

Trends

- The Aztecs held an opponent to single digits in scoring for the 20th time since 2015 (96 games).
- SDSU improved to 20-5 in the Brady Hoke era when scoring first (3-1 this year).
- San Diego State shut out its fifth straight opponent in the first quarter, its longest streak since a five-game stretch from 2003-04 (last four games of 2003, first game of 2004).
- The Aztecs won their 15th straight game when committing fewer turnovers than their opponent (18-2 under Brady Hoke).
- San Diego State is 46-2 the last 48 games when owning a turnover advantage.
- The Aztecs had a season-high 10 tackles for loss and a season-high three sacks.
- SDSU limited Nevada to just 227 total yards, its fewest in a home game since having 203 against Hawai'i on Sept. 28, 2019.
- The seven points were also the fewest by a Wolf Pack team in a home game since scoring three against Hawai'i on Sept. 28, 2019.

SDSU Stymies Nevada, 23-7

RENO, Nev. -- Patrick McMorris returned a fumble for a touchdown in the game's opening minute, Jalen Mayden passed for 156 yards and added a 32-yard rushing touchdown and San Diego State beat Nevada, 23-7, Saturday night at Mackay Stadium in Reno, Nevada.

On the second play from scrimmage, Aztec linebacker Michael Shawcroft hit Cross Patton and McMorris scooped and scored to give SDSU (3-3, 2-1 Mountain West) the lead for good at 7-0 with 14 minutes, 16 seconds left in the first quarter.

Jack Browning made his first of three field goals about five minutes later from 30 yards out to make it a 10-0 San Diego State lead.

Browning added a 27-yarder midway through the second quarter to punctuate a 14-play, 79-yard drive that consumed seven minutes of gametime. Mayden completed two third-and-7 situations for first downs on the drive, including a 11-yard pass to Tyrell Shavers and a 19-yard pass to former starting quarterback Braxton Burmeister.

The Wolf Pack (2-6, 0-4 MW) finally got on the scoreboard with 48 seconds left in the first half on a 20-yard touchdown pass from Shane Illingsworth to Spencer Curtis. Nevada converted a third-and-1, third-and-16 and third-and-8 on the drive. Facing a fourth-and-3 from the Aztec 29-yard line, SDSU cornerback Noah Tumblyn was called for a pass interference to extend the Wolf Pack drive. Two plays later, Illingsworth connected on a 20-yard TD pass to Curtis.

Like Nevada's opening drive in the first half, it took only two plays for San Diego State to get the ball back in the second half as Justus Tavai tipped an Illingsworth throw and grabbed the ball for his first career interception.

The interception led to a 23-yard Browning field goal, putting the Aztecs on top, 16-7.

Following a three-and-out and starting on its own 49, SDSU quickly got into Wolf Pack territory. Facing a third-and-5, Mayden scrambled out of the pocket, juking a few Nevada defenders before rumbling down the left sideline for the 32-yard score. It was Mayden's first career rushing touchdown as San Diego State led, 23-7, with 5:29 left in the third quarter.

Nevada later twice punted in Aztec territory and eventually failed to convert on fourth-and-5 from the SDSU 10 with under two minutes, setting up three rushes by San Diego State until the time ran out in the 23-7 victory.

Mayden, who moved back to quarterback from safety on Oct. 3, completed 12 of 25 passes for 156 yards, a game after throwing for 322 in his starting debut against Hawai'i on Oct. 8. Mayden also ran for a career-high 50 yards, while Chance Bell had a game-high 55 yards on 12 carries (4.6 avg.).

The Aztec defense combined for 10 tackles for loss, three sacks, two forced turnovers, five pass breakups and forced seven Nevada three-and-outs.

Shawcroft had a team-high seven tackles (one sack, two TFLs), while defensive linemen Keshawn Banks (five tackles, 3.5 TFLs), Jonah Tavai (four tackles, two sacks, two TFLs) and Justus Tavai (one interception) arguably had SDSU's best game up front.

The San Diego State defense limited the Wolf Pack to its fewest yards (227) and points (7) in a home game since Sept. 28, 2019 against Hawai'i.

The Aztecs won their 30th straight game when leading at the end of the third quarter.

>> SCORING SUMMARY

Qtr	Time	Team	Scoring Play	Plays	TOP	Score
1st	14:16	SDSU	McMorris 30-yard fumble return (Browning kick) 0-0	0-0	0:44	7-0
1st	9:04	SDSU	Browning 30-yard field goal	8-32	4:20	10-0
2nd	7:48	SDSU	Browning 27-yard field goal	14-79	7:00	13-0
2nd	0:48	NEV	Curtis 20-yard pass f/ Illingsworth (Killam kick)	14-85	6:52	13-7
3rd	9:01	SDSU	Browning 23-yard field goal	7-19	4:19	16-7
3rd	5:29	SDSU	Mayden 32-yard rush (Browning kick)	4-51	1:54	23-7

INDIVIDUAL STATISTICS

>> SAN DIEGO STATE

Rushing	Att	Yds	TD	Long	Avg
Bell	12	55	0	24	4.6
Mayden	7	50	1	32	7.1
Byrd	10	30	0	9	3.0
Davis	7	22	0	6	3.1
Christon	2	2	0	3	1.0
Blake	1	2	0	2	2.0
Totals	39	161	0	32	4.1

Passing	C-A-I	Yds	TD	Long	Sack
Mayden	12-25-0	156	0	22	2
Totals	12-25-0	156	0	22	2

Receiving	No.	Yds	TD	Long
Shavers	3	36	0	15
Matthews	3	27	0	15
Redman	2	34	0	21
Penny	1	22	0	22
Burmeister	1	19	0	19
Shaw	1	13	0	13
Greene	1	5	0	5
Totals	12	156	0	22

>> NEVADA

Rushing	Att	Yds	TD	Long	Avg
Tava	12	43	0	27	3.6
Cox	3	7	0	11	2.3
Patton	1	3	0	3	3.0
Kommer	1	-1	0	0	-1.0
TEAM	1	-1	0	0	-1.0
Illingsworth	3	-16	0	0	-16.0
Totals	21	35	0	27	1.7

Passing	C-A-I	Yds	TD	Long	Sack
Illingsworth	21-33-1	181	1	26	2
Cox	2-8-0	11	0	6	1
Totals	23-41-1	192	1	26	3

Receiving	No.	Yds	TD	Long
Curtis	5	83	1	26
Tava	5	45	0	16
Campbell	5	31	0	23
Casteel	4	27	0	24
Sandy	2	4	0	3
Kommer	1	2	0	2
Brown	1	0	0	0
Totals	23	192	1	26

Game 8

SAN DIEGO STATE	7	14	7	0	-	28
FRESNO STATE	3	7	7	15	-	32

Oct. 29, 2022 | Valley Children's Stadium | Fresno, Calif. | 7:40 p.m. PT | Attendance: 37,107



TEAM STATISTICS

	SDSU	FS
FIRST DOWNS	22	23
Rushing	6	2
Passing	14	21
Penalty	2	0
NET YARDS RUSHING	158	-3
Rushing Attempts	38	26
Average Per Rush	4.2	-0.1
Rushing Touchdowns	2	1
Yards Gained Rushing	171	52
Yards Lost Rushing	13	55
NET YARDS PASSING	291	394
Completions-Attempts-Int	19-25-2	34-45-2
Average Per Attempt	11.6	8.8
Average Per Completion	15.3	11.6
Passing Touchdowns	2	3
TOTAL OFFENSE YARDS	449	391
Total offense plays	63	71
Average Gain Per Play	7.1	5.5
Fumbles: Number-Lost	4-3	0-0
Penalties: Number-Yards	8-65	6-65
PUNTS-YARDS	1-55	3-108
Average Yards Per Punt	55.0	36.0
Net Yards Per Punt	55.0	36.7
Inside 20	0	1
50+ Yards	1	0
Touchbacks	0	0
Fair catch	1	0
KICKOFFS-YARDS	5-257	5-278
Average Yards Per Kickoff	51.4	55.6
Net Yards Per Kickoff	36.4	31.6
Touchbacks	3	0
Fair Catch Yards	0	0
Punt returns: Number-Yards-TD	3-(-2)-0	0-0-0
Average Per Return	-0.7	0.0
Kickoff returns: Number-Yds-TD	5-70-0	1-30-0
Average Per Return	14.0	30.0
Interceptions: Number-Yds-TD	2-0-0	2-28-0
Fumble Returns: Number-Yds-TD	0-0-0	1-0-0
Miscellaneous Yards	0	0
Possession Time	29:05	30:55
1st Quarter	5:51	9:09
2nd Quarter	8:14	6:46
3rd Quarter	8:53	6:07
4th Quarter	6:07	8:53
Third-Down Conversions	6 of 11	9 of 15
Fourth-Down Conversions	2 of 3	0 of 1
Red-Zone Scores-Chances	2-2	4-8
Touchdowns	2-2	3-8
Field goals	0-2	1-8
Sacks By: Number-Yards	7-50	1-5
PAT Kicks	4-4	1-1
Field Goals	0-0	1-2
Points off turnovers	7	7

▶▶ GAME NOTES

Big Notes

- San Diego State had its 30-game winning streak snapped when leading at the end of the third quarter. The streak was the seventh-longest active streak in FBS.
- The Aztecs saw their eight-game win streak snapped in games decided by one score (eight or less points). The streak was the second-longest active streak in FBS.
- SDSU fell to 25-6 in October games since 2015 and 27-5 in its last 32 October games against the Mountain West.
- San Diego State allowed negative 3 yards rushing to Fresno State, its fewest in a game since having negative 16 yards to SMU in the 2012 Hawai'i Bowl.
- The Bulldogs were held to negative yards rushing at home for the first time since at least 1996.
- The negative 3 yards allowed by the Aztecs were their fewest allowed since keeping Brigham Young to negative 16 yards on Sept. 16, 1995. The negative 3 yards allowed were the sixth-fewest allowed in SDSU's DI history (since 1969).
- Fresno State averaged negative 0.12 yards per carry, tied for the sixth-lowest margin in SDSU's DI history (since 1969).

Team Notes

- SDSU allowed a first quarter point tonight, snapping a streak of five straight first quarters without allowing a point. It was San Diego State's longest streak since a five-game stretch from 2003-04 (last four games of 2003, first game of 2004).
- San Diego State had a season-high seven sacks after recording 11 the first seven games of the season.
- San Diego State averaged 7.13 yards per play, its highest mark since a 9.03 average vs. Army West Point in the 2017 Armed Forced Bowl. Ironically, the Aztecs lost that game too.

Aztecs Stunned at Fresno State, 32-28

FRESNO, Calif. -- Seemingly with the game in hand, San Diego State was unable to stop Fresno State's miraculous comeback in a 32-28 loss Saturday night at Valley Children's Stadium.

Quarterback Jake Haener threw three touchdown passes, including a 37-yarder to Nikko Remigio with 56 seconds remaining, as the Bulldogs (4-4, 2-2 MW) scored the final 22 points of the game, including 15 in a 13-second span, to rally past the Aztecs (4-4, 2-2 MW) for the Battle of the Oil Can.

Jordan Mims' 3-yard touchdown run capped an 11-play, 80-yard drive with 1:09 remaining and Haener connected with Zane Pope on the 2-point conversion to bring FS to within three points at 28-25.

Fresno State then recovered an onside kick and, on the first play of the ensuing drive, Haener found Remigio with a short pass. Remigio got rid of a SDSU defender diving for his legs and raced untouched for the game winner.

Jalen Mayden's desperate heave was picked off by Carlton Johnson to seal the game for the Bulldogs.

San Diego State lost, despite outgaining FS, 449-391, holding Fresno State to negative 3 yards rushing, its fewest in a home game since at least 1996, and wasting an epic performance by Mayden.

Mayden, starting his third career game at quarterback after moving back over to the offensive side of the ball from safety, completed 19 of 24 passes for 291 yards and two touchdowns, nearly missing his second 300-yard passing game. He also scored twice on the ground and rushed for a team-high 43 yards, joining Ryan Katz (2012) as the only Aztecs with multiple passing and rushing touchdowns in the same game since at least 1996.

Following a Fresno State field goal, Mayden scored on a 28-yard run in the first quarter and found a streaking Kenan Christon for a 26-yard scoring strike in the second quarter to put SDSU up, 14-3.

Fresno State answered with a 21-yard pass from Haener to Remigio before San Diego State ended the scoring in the first half with a Mayden 1-yard touchdown run, taking a 21-10 lead into intermission.

In the third quarter after taking advantage of a 33-yard run by punter Jack Browning on fourth-and-4, Mayden found Jesse Matthews in the end zone for a 7-yard touchdown, giving the Aztecs their largest lead of the game at 28-10.

Haener hit Pope with an 8-yard score on the final play of the third quarter before the late-game heroics pushed the Bulldogs past SDSU in the final moments of the fourth.

Mekhi Shaw led San Diego State with a career-high five catches for 64 yards, while Tyrell Shavers (4 receptions, 66 yards) and Christon (2 receptions, 75 yards) contributed to the passing game, along with Jesse Matthews (4 receptions, 37 yards, 1st touchdown of the season).

The Aztecs, who sacked Haener a season-high seven times (SDSU entered with 11 total sacks through seven games), were led defensively by Michael Shawcroft, who had a career-high 10 tackles to go with 2.5 tackles for loss and 1.5 sacks. Jonah Tavai added six tackles, 2.5 sacks and 2.5 tackles for loss.

San Diego State led for 47 of the 60 minutes in the game, but had its streak snapped of 30 consecutive victories when leading at the end of the third quarter. The Aztecs also had their eight-game win streak snapped in games decided by one score (eight or less points).

>> SCORING SUMMARY

Qtr	Time	Team	Scoring Play	Plays	TOP	Score
1st	8:11	FS	Montano 35-yard field goal	13-58	6:49	0-3
1st	2:56	SDSU	Mayden 28-yard rush (Browning kick)	9-82	2:56	7-3
2nd	12:19	SDSU	Christon 26-yard pass f/ Mayden (Browning kick)	6-74	3:17	14-3
2nd	8:35	FS	Remigio 21-yard pass f/ Haener (Montano kick)	9-75	3:44	14-10
2nd	1:45	SDSU	Mayden 1-yard rush (Browning kick)	9-81	4:02	21-10
3rd	3:27	SDSU	Matthews 7-yard pass f/ Mayden (Browning kick)	8-80	4:17	28-10
3rd	0:00	FS	Pope 8-yard pass f/ Haener (Montano kick)	2-10	0:35	28-17
4th	1:09	FS	Mims 3-yard rush (Pope pass f/ Haener)	11-80	2:46	28-25
4th	0:56	FS	Remigio 37-yard pass f/ Haener (Montano kick)	1-37	0:09	28-32

INDIVIDUAL STATISTICS

>> SAN DIEGO STATE

Rushing	Att	Yds	TD	Long	Avg
Mayden	8	43	2	28	5.4
Bell	10	41	0	15	4.1
Christon	12	34	0	10	2.8
Browning	1	33	0	33	33.0
Byrd	6	8	0	8	1.3
TEAM	1	-1	0	0	-1.0
Totals	38	158	2	33	4.2

Passing	C-A-I	Yds	TD	Long	Sack
Mayden	19-24-2	291	2	49	1
Totals	19-24-2	291	2	49	1

Receiving	No.	Yds	TD	Long
Shaw	5	64	0	23
Shavers	4	66	0	32
Matthews	4	37	1	12
Christon	2	75	1	49
Byrd	2	7	0	7
Blake	1	29	0	29
Bell	1	13	0	13
Totals	19	291	2	49

>> FRESNO STATE

Rushing	Att	Yds	TD	Long	Avg
Mims	13	32	1	10	2.5
Sherrrod	2	14	0	12	7.0
TEAM	2	-4	0	0	-2.0
Haener	9	-45	0	4	-5.0
Totals	26	-3	1	12	-0.1

Passing	C-A-I	Yds	TD	Long	Sack
Haener	34-45-2	394	3	39	7
Totals	34-45-2	394	3	39	7

Receiving	No.	Yds	TD	Long
Pope	10	143	1	39
Remigio	10	126	2	37
Moreno-Cropper	6	67	0	29
Brooks	2	23	0	12
Jones	2	18	0	14
Pauwels	1	10	0	10
Mims	1	4	0	4
Sherrrod	1	3	0	3
Totals	34	394	3	39

Game 9

UNLV	0	0	7	3	-	10
SAN DIEGO STATE	0	7	7	0	-	14

Nov. 5 | Snapdragon Stadium | San Diego, Calif. | 4:07 p.m. PT | Attendance: 28,854



TEAM STATISTICS

	UNLV	SDSU
FIRST DOWNS	14	20
Rushing	8	8
Passing	6	10
Penalty	0	2
NET YARDS RUSHING	118	99
Rushing Attempts	34	41
Average Per Rush	3.5	2.4
Rushing Touchdowns	0	0
Yards Gained Rushing	148	148
Yards Lost Rushing	30	49
NET YARDS PASSING	207	216
Completions-Attempts-Int	17-27-2	19-31-1
Average Per Attempt	7.7	7.0
Average Per Completion	12.2	11.4
Passing Touchdowns	1	2
TOTAL OFFENSE YARDS	325	315
Total offense plays	61	72
Average Gain Per Play	5.3	4.4
Fumbles: Number-Lost	3-2	2-0
Penalties: Number-Yards	4-36	2-15
PUNTS-YARDS	7-290	6-301
Average Yards Per Punt	41.4	50.2
Net Yards Per Punt	40.6	49.5
Inside 20	2	3
50+ Yards	0	3
Touchbacks	0	0
Fair catch	1	3
KICKOFFS-YARDS	3-147	3-176
Average Yards Per Kickoff	49.0	58.7
Net Yards Per Kickoff	36.7	39.7
Touchbacks	1	0
Fair Catch Yards	0	0
Punt returns: Number-Yards-TD	2-4-0	3-6-0
Average Per Return	2.0	2.0
Kickoff returns: Number-Yds-TD	3-57-0	2-12-0
Average Per Return	19.0	6.0
Interceptions: Number-Yds-TD	1-0-0	2-0-0
Fumble Returns: Number-Yds-TD	0-0-0	0-0-0
Miscellaneous Yards	0	0
Possession Time	25:56	34:04
1st Quarter	8:35	6:25
2nd Quarter	5:17	9:43
3rd Quarter	6:26	8:34
4th Quarter	5:38	9:22
Third-Down Conversions	5 of 14	4 of 14
Fourth-Down Conversions	0 of 0	1 of 2
Red-Zone Scores-Chances	1-3	0-1
Touchdowns	0-3	0-1
Field goals	1-3	0-1
Sacks By: Number-Yards	6-28	3-17
PAT Kicks	1-1	2-2
Field Goals	1-1	0-2
Points off turnovers	0	0

▶▶ GAME NOTES

Big Notes

- San Diego State has now played 25 games without a two-game losing streak. The Aztecs' last two-game losing streak came in the COVID-shortened 2020 season when they lost at Nevada, 26-21, on Nov. 21 and to Colorado, 20-10, on Nov. 28 on two days notice.
- SDSU improved to 3-0 on the season against teams coming off an idle week (bye week) (also vs. Idaho State (W, 38-7) and Hawai'i (W, 16-14). San Diego State has won eight of its last nine games against opponents which were idle the previous week.
- San Diego State won its fifth straight game played in November.
- The Aztecs improved to 4-1 at Snapdragon Stadium.
- SDSU tied a season high with four forced turnovers (also vs. Toledo on Sept. 24).
- San Diego State is 75-6 in its Division I history when owning at least a plus-3 turnover advantage.
- The 24 combined points were the fewest in an Aztec game since beating Brigham Young, 13-3, on Nov. 30, 2019.
- San Diego State's 15 penalty yards were its fewest in a game since having 10 in the 2019 opener with Weber State (Aug. 31, 2019).
- SDSU's two penalties were its fewest this season and fewest since also recording two against Nevada on Nov. 13, 2021.
- San Diego State has won nine of its last 10 games decided by one score (eight or less points).
- The Aztecs has held an opponent to 10 or less points for the 29th time since 2015 (out of 98 games).
- The Aztecs won their fourth straight game against UNLV and now lead the all-time series, 22-10.
- SDSU has also won eight of the last nine meetings, 11 of the last 13 and 17 of the last 21 encounters with the Rebels.

Aztecs Hold off UNLV, 14-10

SAN DIEGO -- Jalen Mayden threw a pair of touchdown passes and San Diego State forced four turnovers to hold off UNLV, 14-10, Saturday for Homecoming at Snapdragon Stadium. It was the fourth straight home win for the Aztecs (5-4, 3-2 MW).

Mayden was 19-for-31 for 216 yards and a pair of touchdown passes. It was the second straight game with multiple touchdown passes for Mayden, who has accounted for six overall the past two contests (four passing, two rushing).

After exchanging punts and an interception apiece in the first quarter, SDSU got on the scoreboard early in the second when Mayden found Jesse Matthews with a 28-yard touchdown pass as Matthews was able to beat two Rebel (4-5, 2-3 MW) defenders and get into the end zone for the second straight game. San Diego State converted a pair of third downs on the drive, going 65 yards on 10 plays.

The Aztecs made it 14-0 to begin the second half with a nifty 24-yard pass from Mayden to Mark Redman. SDSU went 75 yards on seven plays on the drive, culminating with Redman's first career score.

UNLV got into San Diego State territory on its ensuing drive, but Doug Brumfield's pass was picked off in the end zone by Dez Malone, his second of the season.

After the Rebels forced the Aztecs to a three-and-out, Brumfield connected on a 70-yard touchdown strike to Nick Williams to put UNLV on the scoreboard with 5:11 left in the third quarter.

SDSU's Jack Browning missed his second field goal of the night and the Rebels threatened to tie the game up, getting all the way to the San Diego State 12-yard line. Brumfield's pass, however, was intercepted for the second time in the end zone, this time by Dallas Branch. It was the first interception of the season for Branch and third of his career. Branch also had a fumble recovery, a career-high two tackles for loss and his first career sack.

The Aztecs couldn't get anything going on the ensuing drive and Browning dropped the snap on a punt, allowing UNLV to take over at the SDSU 14 with 12:41 left in the game. The San Diego State defense stood tall, holding the Rebels to a 29-yard field goal off the foot of Daniel Gutierrez.

Each team exchanged punts with the Aztecs eventually getting the ball back on their own 6-yard line with 5:41 left. SDSU methodically closed the game out, marching 79 yards on 11 plays before ending in victory formation. Jaylon Armstead was San Diego State's horse on the final drive, rushing six times for 56 yards, converting a pair of third-and-short situations.

Armstead finished with 72 yards on 14 carries (5.1 avg.). Matthews had a team-high five catches for 84 yards, while Tyrell Shavers (50 yards) and Mekhi Shaw (26 yards) each had four receptions.

Michael Shawcroft logged a game-high 11 tackles to pace the Aztec defense, while Patrick Morris and Cooper McDonald chipped in with eight and seven tackles, respectively.

SDSU beat its third opponent of the season coming off an idle week (bye).

San Diego State won its fourth straight game against the Rebels and eighth in nine tries.

>>SCORING SUMMARY

Qtr	Time	Team	Scoring Play	Plays	TOP	Score
2nd	9:16	SDSU	Matthews 28-yard pass f/ Mayden (Browning kick)	10-65	5:31	0-7
3rd	10:55	SDSU	Redman 24-yard pass f/ Mayden (Browning kick)	7-75	4:01	0-14
3rd	5:11	UNLV	Williams 70-yard pass f/ Brumfield (Gutierrez kick)	2-80	0:40	7-14
4th	10:40	UNLV	Gutierrez 29-yard field goal	4-3	2:01	10-14

INDIVIDUAL STATISTICS

>>UNLV

Rushing	Att	Yds	TD	Long	Avg
Robbins	21	115	0	24	5.5
Brumfield	12	5	0	10	0.4
Reese	1	-2	0	0	-2.0
Totals	34	118	0	24	3.5

Passing	C-A-I	Yds	TD	Long	Sack
Brumfield	17-27-2	207	1	70	3
Totals	17-27-2	207	1	70	3

Receiving	No.	Yds	TD	Long
White	7	62	0	20
N. Williams	4	94	1	70
K. Williams	3	41	0	23
Zeon III	2	7	0	6
Robbins	1	3	0	3
Totals	17	207	1	70

>>SAN DIEGO STATE

Rushing	Att	Yds	TD	Long	Avg
Armstead	14	72	0	17	5.1
Byrd	5	18	0	11	3.6
Christon	7	11	0	7	1.6
Mayden	10	8	0	9	0.8
Bell	1	2	0	2	2.0
Davis	1	1	0	1	1.0
TEAM	1	-1	0	0	-1.0
Burmeister	1	-5	0	0	-5.0
Browning	1	-7	0	0	-7.0
Totals	41	99	0	17	2.4

Passing	C-A-I	Yds	TD	Long	Sack
Mayden	19-31-1	216	2	28	5
Burmeister	0-0-0	0	0	0	1
Totals	19-31-1	216	2	28	6

Receiving	No.	Yds	TD	Long
Matthews	5	84	1	28
Shavers	4	50	0	24
Shaw	4	26	0	8
Redman	3	39	1	24
Bell	1	7	0	7
Penny	1	5	0	5
Christon	1	5	0	5
Totals	19	216	2	28

Game 10

SAN JOSE STATE	14	0	6	7	-	27
SAN DIEGO STATE	7	17	14	5	-	43

Nov. 12 | Snapdragon Stadium | San Diego, Calif. | 7:40 p.m. PT | Attendance: 28,406



TEAM STATISTICS

	SJSU	SDSU
FIRST DOWNS	14	23
Rushing	4	11
Passing	7	12
Penalty	3	0
NET YARDS RUSHING	28	157
Rushing Attempts	21	45
Average Per Rush	1.3	3.5
Rushing Touchdowns	1	1
Yards Gained Rushing	73	183
Yards Lost Rushing	45	26
NET YARDS PASSING	195	268
Completions-Attempts-Int	19-33-1	17-23-1
Average Per Attempt	5.9	11.7
Average Per Completion	10.3	15.8
Passing Touchdowns	3	3
TOTAL OFFENSE YARDS	223	425
Total offense plays	54	68
Average Gain Per Play	4.1	6.2
Fumbles: Number-Lost	0-0	4-0
Penalties: Number-Yards	1-5	7-65
PUNTS-YARDS	5-184	2-76
Average Yards Per Punt	36.8	38.0
Net Yards Per Punt	36.8	38.0
Inside 20	0	2
50+ Yards	0	0
Touchbacks	0	0
Fair catch	5	1
KICKOFFS-YARDS	6-265	8-504
Average Yards Per Kickoff	44.2	63.0
Net Yards Per Kickoff	23.3	40.5
Touchbacks	0	3
Fair Catch Yards	0	21
Punt returns: Number-Yards-TD	0-0-0	0-0-0
Average Per Return	0.0	0.0
Kickoff returns: Number-Yds-TD	4-84-0	4-125-1
Average Per Return	21.0	31.2
Interceptions: Number-Yds-TD	1-3-0	1-0-0
Fumble Returns: Number-Yds-TD	0-0-0	0-0-0
Miscellaneous Yards	0	0
Possession Time	20:30	39:30
1st Quarter	8:07	6:53
2nd Quarter	4:23	10:37
3rd Quarter	3:52	11:08
4th Quarter	4:08	10:52
Third-Down Conversions	6 of 12	6 of 13
Fourth-Down Conversions	0 of 0	1 of 1
Red-Zone Scores-Chances	2-2	5-5
Touchdowns	2-2	3-5
Field goals	0-2	2-5
Sacks By: Number-Yards	2-8	5-37
PAT Kicks	3-3	5-5
Field Goals	0-0	2-2
Points off turnovers	7	3

▶▶ GAME NOTES

Big Notes

- With the victory, SDSU is bowl eligible for the 13th consecutive season. San Diego State entered 2022 tied for the seventh-longest active streak of consecutive .500 or better seasons (12).
- Brady Hoke picked up his 100th career victory as a head coach. Hoke is 35-22 as head coach at SDSU.
- San Diego State overcame a 14-point deficit (win or loss) for the first time since trailing by 14 at San José State (20-6 with 2:35 left in second quarter) on Nov. 9, 2013 and rallying for a 34-30 victory. The 14-point deficit to win is tied for the ninth-largest comeback in SDSU's DI history (since 1969) and tied for the 15th-largest comeback overcome regardless of the result.
- San Diego State is now 17-186-3 in its DI history when trailing by at least 14 points in a game.
- SDSU had its first 40-point game against an FBS team since scoring 48 against Central Michigan in the 2019 New Mexico Bowl (Dec. 21).
- The Aztecs won their fifth consecutive game at Snapdragon Stadium and are 5-1 overall. SDSU's four-game home winning streak entering the day was tied for the 21st-longest active home winning streak in FBS.
- The Aztecs trailed, 14-0, just 10:02 into the game, but scored the next 38 points before San Jose State scored with 44 seconds left in the third quarter. The 38 unanswered points match SDSU's longest streak of the season (also vs. Idaho State on Sept. 10).
- San Diego State won its sixth straight game played in November.
- SDSU returned its 14th kickoff for a touchdown since 2015, the most in FBS play over that span, one more than Kansas State (13).
- SDSU improved to 24-20-2 vs. SJSU.

Aztecs Roll Past San José State, 43-27

SAN DIEGO -- San Diego State spotted visiting San José State two early touchdowns before storming back with 38 unanswered points en route to a 43-27 victory on Saturday at Snapdragon Stadium.

With the victory, the Aztecs (6-4, 5-2 MW) become bowl eligible for the 13th consecutive season. Jalen Mayden completed 17 of 23 passes for 268 yards and three touchdowns while rushing for 61 yards on 13 carries to help SDSU pull into a tie for second place with the Spartans (6-3, 4-2 MW) in the West Division of the Mountain West. The defense also turned in a stellar effort to fuel the Aztecs' turnaround, finishing with five sacks, eight tackles for loss, one interception and four pass break-ups while recording a safety to close out the scoring.

Trailing 14-0 after a three-yard scoring run by SJSU quarterback Chevan Cordeiro at the 4:58 of the first quarter, the complexion of the game turned on a dime when Jordan Byrd returned the ensuing kickoff 95 yards for a touchdown. The SDSU defense immediately asserted itself, limiting the Spartans to just 18 total yards and one first down on their next five possessions.

In the interim, the Aztecs tacked on 17 points in the second quarter to take a 24-14 lead into the locker room. Following Jack Browning's 22-yard field goal, which narrowed the gap to 14-10, SDSU needed just two plays to vault in front for good, as Mayden connected with Tyrell Shavers on 66-yard scoring strike.

Shavers, who finished with four catches for a game-high 111 yards, beat single coverage on the play, catching the pass in full stride and raced down the right sideline to pay dirt.

After another Spartan punt, Mayden directed an 8-play, 67-yard march, culminating in a 17-yard touchdown pass to Mekhi Shaw. Earlier, Mayden overcame a potential drive-killing sack by hitting a sliding Shaw, who was not his intended target, for 18 yards on a third-and-16 play to the SJSU 27.

The Aztecs kept the momentum with touchdowns on their first two possessions of the second half to increase their advantage to 38-14.

Mayden found Jesse Matthews wide open on a post pattern from 20 yards out to punctuate a 9-play 74-yard march. The SDSU signal-caller keyed the advance with two 11-yard runs while connecting with Shaw on a 12-yard screen pass.

Shortly thereafter, Jaylen Armstead scored his first career touchdown on a two-yard burst to cap a 9-play, 61-yard march. Mayden got things rolling with a 14-yard completion to Shavers, while Kenan Christon ripped off an 18-yard run. Mayden subsequently overcame adversity, recovering his own fumble before hitting a diving Matthews near the right sideline on a third-and-13 situation, which set up Armstead's burst.

The Spartans finally put a stop to the Aztec deluge with 44 seconds left in the third quarter on a 32-yard touchdown pass from Cordeiro to Skylar Loving-Black.

SDSU added another field goal in the fourth quarter when Browning split the uprights from 31 yards following Dallas Branch's interception at the SJSU 44.

Cordeiro later connected with Isaiah Hamilton from 21 yards out for his third touchdown pass of the game, which proved too little, too late.

Electing to punt with under a minute left in the game, Browning pinned SJSU at its own 6-yard line. Moments later, Jonah Tavai crashed through the line and sacked Cordeiro in the end zone for SDSU's first safety since the 2013 campaign.

Tavai finished with 3.0 sacks for the night, matching his career-high set in the 2021 regular-season finale vs. Boise State, while Cooper McDonald and Keshawn Banks had the other two.

McDonald led the Aztecs with seven tackles on the night, including two solo stops and two tackles for loss. Collectively, SDSU outgained the Spartans 425-223, limiting the visitors to just 28 yards rushing. In addition, the Scarlet and Black almost doubled the time of possession, 39:30 to 20:30.

>>> SCORING SUMMARY

Qtr	Time	Team	Scoring Play	Plays	TOP	Score
1st	11:23	SJSU	Cooks 4-yard pass f/ Cordeiro (Schive kick)	11-73	3:32	7-0
1st	4:58	SJSU	Cordeiro 3-yard rush (Shive kick)	8-31	3:03	14-0
1st	4:45	SDSU	Byrd 95-yard kickoff return (Browning kick)	0-00	0:00	14-7
2nd	14:49	SDSU	Browning 22-yard field goal	10-37	3:29	14-10
2nd	12:15	SDSU	Shavers 66-yard pass f/ Mayden (Browning kick)	2-72	0:50	14-17
2nd	6:15	SDSU	Shaw 17-yard pass f/ Mayden (Browning kick)	8-67	4:48	14-24
3rd	9:40	SDSU	Matthews 20-yard pass f/ Mayden (Browning kick)	9-74	5:16	14-31
3rd	3:15	SDSU	Armstead 2-yard rush (Browning kick)	9-61	5:04	14-38
3rd	0:44	SJSU	Loving-Black 32-yard pass f/ Cordeiro (2 pt. pass failed)	7-75	2:31	20-38
4th	6:55	SDSU	Browning 31-yard field goal	7-30	4:26	20-41
4th	2:59	SJSU	Hamilton 21-yard pass f/ Cordeiro (Schive kick)	10-75	3:56	27-41
4th	0:42	SDSU	Safety, Cordeiro sacked by Jonah Tavai	0-00	0:00	27-43

INDIVIDUAL STATISTICS

>>> SAN JOSE STATE

Rushing	Att	Yds	TD	Long	Avg
Robinson	9	32	0	11	3.6
Cordeiro	11	-1	1	16	-0.1
Nash	1	-3	0	0	-3.0
Totals	21	28	1	16	1.3

Passing	C-A-I	Yds	TD	Long	Sack
Cordeiro	19-33-1	195	3	32	5
Totals	19-33-1	195	3	32	5

Receiving	No.	Yds	TD	Long
Robinson	4	24	0	8
Hamilton	3	39	1	21
Cooks	3	36	1	27
Braddock	3	23	0	14
Loving-Black	2	35	1	32
Canaan	2	21	0	14
Jernagin	1	12	0	12
Nash	1	5	0	5
Totals	19	195	3	32

>>> SAN DIEGO STATE

Rushing	Att	Yds	TD	Long	Avg
Mayden	13	61	0	21	4.7
Armstead	15	46	1	9	3.1
Christon	5	28	0	18	5.6
Davis	6	14	0	6	2.3
Shaw	1	7	0	7	7.0
Byrd	3	1	0	4	0.3
Bell	1	1	0	1	1.0
TEAM	1	-1	0	0	-1.0
Totals	45	157	1	21	3.5

Passing	C-A-I	Yds	TD	Long	Sack
Mayden	17-22-1	268	3	66	2
Byrd	0-1-0	0	0	0	0
Totals	17-23-1	268	3	66	2

Receiving	No.	Yds	TD	Long
Shaw	5	64	1	18
Shavers	4	111	1	66
Matthews	4	57	1	20
Byrd	2	22	0	16
Rudolph	1	9	0	9
Redman	1	5	0	5
Totals	17	268	3	66

SELECTED AZTEC PLAYER BIOS

#38 JAYLON ARMSTEAD

Running Back • Sophomore • 5-11 • 220 • Los Angeles, Calif. • Serra HS

- **At San Diego State:** Big body, who should be in the mix for playing time in his second season with the Aztecs ... Enters the weekend as the co-backup 'T' running back with four others ... Also excels on special teams.
- **2022 (Sophomore):** Has played in seven of the team's nine games, making one start, making the most of his 75 offensive snaps ... Has 308 rushing yards on just 47 carries (6.6 avg.) and a touchdown with a long run of 61 yards ... Also has a touchdown when he recovered a blocked punt in the end zone ... Has a tackle on special teams as well ... Ranks 25th in FBS in rushing yards per attempt (6.55, 5th in MW) and is tied for ninth in the MW in scrimmage yards per play (6.55) ... Also is tied for first in the Mountain West in punt return touchdowns (1) (off a blocked punt) ... **vs. Arizona (Sept. 3)** ... Made the most of his six snaps in the opener against Arizona on Sept. 3, rushing five times for 33 yards (6.6 avg.) with a career-long run of 19 yards ... Also pounced on a blocked punt in the end zone for his first career touchdown in the third quarter ... **vs. Idaho State (Sept. 10)** ... Ran for a career-high 96 yards on just five attempts (19.2 avg.) in eight snaps against Idaho State on Sept. 10 ... The 19.2-yard average was the second highest by an Aztec since at least 1996 (min. 5 att.), only trailing Rashaad Penny's 20.8 average at Nevada on Nov. 12, 2016 (10 att., 208 yds.) ... The 19.2 average is also the sixth-highest average in a FBS game this season (min. 5 att.) ... Including in the 96 yards was a career-long 61-yarder ... Was named the team's offensive player of the game ... **at No. 14/15 Utah (Sept. 17)** ... Made his first career start at No. 14/15 Utah on Sept. 17, where he rushed five times for 31 yards (6.2 avg.) with a long of 14 yards across 11 snaps ... Made a tackle on special teams too ... **vs. Toledo (Sept. 24)** ... Ran for 30 yards on three attempts (10.0 avg.) with a long run of 17 yards in just four snaps off the bench against Toledo on Sept. 24 ... **at Boise State (Sept. 30)** ... Did not travel to Boise State on Sept. 30 because of an injury suffered the previous game ... **vs. Hawai'i (Oct. 8)** ... Also did not dress for the Hawai'i game ... **at Nevada (Oct. 22)** ... Came back to play statless time on special teams at Nevada on Oct. 22 ... **at Fresno State (Oct. 29)** ... Played once again on special teams at Fresno State on Oct. 29 ... **vs. UNLV (Nov. 5)** ... Returned to the backfield against UNLV on Nov. 5, rushing a career-high 14 times for 72 yards (5.1 avg.) with a long run of 17 yards in just 18 snaps ... Excelled on the team's final drive to run out the clock in the fourth quarter, carrying six times for 56 yards (9.3 avg.), including a 17-yard gain on a third-and-1 situation and a 14-yard rush on a third-and-4 ... Was named the team's co-offensive player of the game ... **vs. San Jose State (Nov. 12)** ... Ran for 46 yards on a career-high 15 carries (3.1 avg.) and a touchdown in 27 snaps in his second career start vs. San Jose State ... The touchdown put the Aztecs up, 38-14, late in the third quarter, SDSU's largest lead of the game.
- **2021 (Freshman):** Played in eight of the 14 games on the season ... Rushed 24 times for 75 yards (3.1 avg.) with a long of eight yards ... Was on the travel squad but did not play in the opener vs. New Mexico State on Sept. 4 ... Logged six snaps late at Arizona (Sept. 11), rushing three times for 13 yards (4.3 avg.) ... Set then career bests in rushing attempts (3), rushing yards (13) and long rush (8) ... Suited up but did not play against Utah on Sept. 18 ... Logged his most playing time of his career against Towson on Sept. 25 in 17 snaps, rushing a career-high 13 times for a career-best 38 yards (2.9 avg.) with a long run of seven yards ... Came on late to play five snaps against New Mexico on Oct. 9, rushing three times for 10 yards (3.3 avg.) with a long of seven ... Logged statless special teams snaps at San José State on Oct. 15, at Air Force on Oct. 23, vs. Fresno State on Oct. 30 and at Hawai'i on Nov. 6 ... Did not play against Nevada on Nov. 13, at UNLV on Nov. 19 or Boise State on Nov. 26 ... Played late (10 snaps) against Utah State on Dec. 4 in the Mountain West Championship game, rushing five times for 14 yards (2.8 avg.) with a long of four ... Did not play in the Tropical Smoothie Frisco Bowl against No. 24/25 UTSA.
- **2020 (True Freshman):** Played in one game as a true freshman, recording a 5-yard rush ... Did not travel to each of the first five games ... Made the travel roster for the first time at Colorado on Nov. 28, but did not play ... Had his first collegiate appearance the following week at Colorado State (Dec. 5) where he ran once for five yards ... Traveled, but did not play in the season finale at No. 14/16 Brigham Young.
- **High School:** Was a three-year letter winner at Serra High School in Los Angeles ... According to MaxPreps, rushed for 1,230 yards and 17 touchdowns on 165 carries (7.5 avg.) over his career, while adding 22 catches for 237 yards (10.8 avg.) and three touchdowns ... Also ran track and field at Serra High ... A three-star recruit by both Rivals and 247sports ... Received

a scout grade of 83 by 247sports.

- **Personal:** Jaylon Ryan Armstead was born May 21, 2001, in Los Angeles ... Son of Dionne Dixon ... Ended up picking the Aztecs over offers from Arizona State, Nevada, UNLV and Northern Arizona ... Is undecided on a major.

Armstead's Career Statistics

Season	Rushing							Receiving					
	GP	GS	Att.	Yds.	TD	Lg.	Avg.	100+	No.	Yds.	Avg.	TD	Lg.
2020	1	0	1	5	0	5	5.0	0	0	0	0.0	0	0
2021	8	0	24	75	0	8	3.1	0	0	0	0.0	0	0
2022	8	2	47	308	1	61	6.6	0	0	0	0.0	0	0
Career	17	2	72	388	1	61	5.4	0	0	0	0.0	0	0

Career/2022 Highs: Carries: 15 vs. San Jose State (11/12/22); Rushing Yards: 96 vs. Idaho State (9/10/22); Rushing Touchdowns: 1 vs. San Jose State (11/12/22); Long Rush: 61 vs. Idaho State (9/10/22); Punt Return Touchdowns: 1 vs. Arizona (9/3/22); Overall Touchdowns: 1 vs. San Jose State (11/12/22), vs. Arizona (9/3/22); Tackles: 1 at No. 14/15 Utah (9/17/22).

Armstead's Career Game-by-Game (Stats Only)

Date	Opponent	Rushing							Receiving		
		GP	GS	Att.	Yds.	Avg.	TD	No.	Yds.	TD	
D.5.20	Colorado State*	1	0	1	5	5.00	0	0	0	0	
S.11.21	at Arizona	1	0	3	13	4.33	0	0	0	0	
S.25.21	Towson	1	0	13	38	2.92	0	0	0	0	
O.9.21	New Mexico*	1	0	3	10	3.33	0	0	0	0	
D.4.21	Utah State!	1	0	5	14	2.80	0	0	0	0	
S.3.22	Arizona	1	0	5	33	6.60	0	0	0	0	
S.10.22	Idaho State	1	0	5	96	19.20	0	0	0	0	
S.17.22	at No. 14/15 Utah	1	1	5	31	6.20	0	0	0	0	
S.24.22	Toledo	1	0	3	30	10.00	0	0	0	0	
N.5.22	UNLV*	1	0	14	72	5.14	0	0	0	0	
N.12.22	San Jose State*	1	1	15	46	3.07	1	0	0	0	

*Bold indicates season high. * - Mountain West game. ! - 2021 Mountain West Championship (Dignity Health Sports Park; Carson, Calif.).*

#4 LIU AUMAVAE

(Lee-oo ah-muh-vie)

Quarterback • TR-Fr. • 6-3 • 205 • Waldorf, Md. • Timpview HS (Utah)

- **At San Diego State:** Signed with the Aztecs in December and joined SDSU for spring drills ... Entered the season fourth on the depth chart as a scout team quarterback but has moved up the past few weeks ... Currently is listed as the third-string quarterback heading into New Mexico.
- **2022 (True Freshman):** Has played in one game on the season ... Is 0-for-7 so far ... Did not play each of the first four games of the season but was on the travel squad ... **at Boise State (Sept. 30)** ... Made his collegiate debut late at Boise State on Sept. 30, playing the final 13 snaps of the game ... Did not complete a pass in seven attempts ... Was the backup for the Hawai'i game on Oct. 8 but did not play ... Also did not play at Nevada on Oct. 22, at Fresno State on Oct. 29 or vs. UNLV on Nov. 5 ... Was the backup again vs. San Jose State on Nov. 12 but did not play.
- **High School:** Has spent the last two years at Timpview High School in Provo, Utah ... Led the Thunderbirds to back-to-back league titles (2020-21) ... THS was 9-3 record in 2021 and finished ranked sixth in the state of Utah ... According to MaxPreps, has thrown for 5,119 yards and 44 touchdowns against 23 interceptions, completing 58.8 percent (357-for-607) of his passes ... This past season (2021), he was 180-for-305 (59.0 pct.) for 2,971 yards and 28 touchdowns (with 12 interceptions) in 12 games, averaging 247.6 yards per contest ... Also ran for four scores ... Previous spent two years at St. John's College High School in Washington, D.C. ... Is a three-star recruit by ESPN, and received two stars from both 247sports and Rivals ... Owns a 247sports composite rating of 80.04 ... Received a 79 scout grade from 247sports and a 75 by ESPN.
- **Personal:** Liumotumotua' anaileafi Aumavae was born Sept. 17, 2003, in Sumter, S.C. ... Son

of Andrew Aumavae and Jennifer Gi ... Father, Andrew, played quarterback and safety and Eastern Oregon and works on the Trent Dilfer Football QB staff ... Picked SDSU over offers from Brigham Young and Central Michigan (according to Rivals) while receiving interest from Utah, Oregon, Stanford, Oregon State, Maryland, Rutgers and Vanderbilt (according to 247sports) ... Favorite athlete is Green Bay Packers quarterback Aaron Rodgers.

Aumavae's Career Statistics

Season	GP	Passing					Rushing					
		GS	Cmp.	Att.	Pct.	Int.	TD	Yds.	Rtg.	Att.	Yds.	TD
2022	1	0	0	7	0.0	0	0	0	0.00	0	0	0
Career	1	0	0	7	0.0	0	0	0	0.00	0	0	0

Career/2022 Highs: Attempts: 7 at Boise State (9/30/22).

Aumavae's Career Game-by-Game (Games Played Only)

Passing		GP	GS	Cmp.	Att.	Pct.	Int.	TD	Yds.	Rtg.
Date	Opponent									
S.30.22	at Boise State*	1	0	0	7	0.00	0	0	0	0.00

*Bold indicates season high. * - Mountain West game.*

#17 NOAH AVINGER

Cornerback • Sophomore • 6-1 • 190 • Cerritos, Calif. • Servite HS

• **At San Diego State:** Is coming off an impressive fall season in 2021, earning praise from the defensive staff as a true freshman ... An athletic DB with good instincts ... Enters the New Mexico game as the backup boundary cornerback, but will see plenty of action.

• **2022 (Sophomore):** Has been named a preseason third-team all-Mountain West selection by Athlon Sports ... Has started four games and has played in all 10 ... Has 27 tackles (19 solo), 1.5 tackles for loss, a forced fumble, an interception, and three pass breakups in 285 defensive snaps ... **vs. Arizona (Sept. 3)** ... Logged a career-high eight tackles (seven solo) with a pass breakup in a start against Arizona in the opener on Sept. 3, playing in 57 of the team's 75 snaps ... **vs. Idaho State (Sept. 10)** ... Earned the start once again Idaho State on Sept. 10, but did not record a stat in 16 snaps ... **at No. 14/15 Utah (Sept. 17)** ... Came off the bench to make a solo tackle in 17 snaps at No. 14/15 Utah on Sept. 17 ... **vs. Toledo (Sept. 24)** ... Played 15 snaps vs. Toledo on Sept. 24, where he made a solo tackle ... **at Boise State (Sept. 30)** ... Registered two tackles (one solo) in 26 snaps at Boise State on Sept. 30 ... **vs. Hawai'i (Oct. 8)** ... Came up with three tackles (one solo), including 0.5 tackles for loss, in 22 snaps off the bench vs. Hawai'i on Oct. 8 ... **at Nevada (Oct. 22)** ... Logged four tackles (two solo), including a tackle for loss, and a pass breakup in 31 defensive snaps at Nevada on Oct. 22 ... **at Fresno State (Oct. 29)** ... Had a good game in 39 reserve snaps at Fresno State on Oct. 29, making five tackles (four solo) with an interception ... The interception was his first of the season and second of his career ... **vs. UNLV (Nov. 5)** ... Earned his third start of the season (first since Sept. 10) against UNLV on Nov. 5 and came up with two solo tackles, a forced fumble and a pass breakup in 29 snaps ... The forced fumble came on the opening kickoff and was the first of his career ... **vs. San Jose State (Nov. 12)** ... Started again vs. San Jose State on Nov. 12 and came up with an assisted tackle in 33 snaps.

• **2021 (True Freshman):** Played in 12 games with three starts ... Had 15 tackles (10 solo), 0.5 tackles for loss, an interception, a fumble recovery and two pass breakups ... Started the opener against New Mexico State (Sept. 4), becoming the first true freshman Aztec cornerback to start since Leon McFadden in 2009 and just the third true freshman to start on defense since 2009 (also S Tariq Thompson in 2017) ... Finished with five tackles (four solo) in 36 snaps ... Came off the bench the following game at Arizona on Sept. 11, registering a solo stop in 30 snaps ... Had a pair of solo tackles in 25 snaps in a reserve role against Utah on Sept. 18, including the final drive in regulation and all three overtimes with sixth-year senior Taylor Hawkins nursing an injury ... Was named the Mountain West Freshman of the Week on Sept. 27 for his play against Towson (Sept. 25) when he came up with three tackles (two solo), including 0.5 tackles for loss, an interception and a pass breakup in just his second career start as a true freshman ... The interception led to a Jordan Byrd rushing touchdown to put the Aztecs up, 35-14, early in the third quarter ... The interception was one of the keys to a third quarter that saw SDSU outscore Towson, 24-0, and limit the Tigers to just four total yards ... In all, Towson had just 13 yards of total offense against San Diego State in the second half ... The 1/2 tackle for loss and pass breakup were also the first of his career ... Logged a solo tackle in 10 snaps off the bench against New Mexico on Oct. 9 ... Played eight statless snaps off the bench at San José State on Oct. 15 and some time on special teams ... Came off the bench for 18 snaps at Air Force on Oct. 23, recording a fumble recovery on a Trenton Thompson tackle ... The recovery

led to a Matt Araiza 51-yard field goal ... It was the first fumble recovery of his career ... Played on special teams against Fresno State on Oct. 30 ... Logged 15 snaps on defense at Hawai'i on Nov. 6 without recording a stat ... Had a pass breakup in 19 snaps off the bench against Nevada on Nov. 13 ... Earned the start at UNLV on Nov. 19 where he made three tackles (one solo) in 24 snaps ... Did not play for the first time of his career against Boise State on Nov. 26 ... Played a statless snap and some time on special teams vs. Utah State on Dec. 4 in the Mountain West Championship game ... Did not play in the Tropical Smoothie Frisco Bowl against No. 25/24 UTSA on Dec. 21.

- **High School:** Was a four-year letter winner at Servite High School in Anaheim, Calif. ... Was a two-time all-state selection and two-time all-Trinity League pick ... Did a little bit of everything for the Friars, working as a cornerback, wide receiver, kick returner and punt returner ... According to MaxPreps, amassed 65 tackles (39 solo) with five interceptions over the last two contested seasons in 2018-19 (2020 season was postponed because of the COVID-19 pandemic) ... Also caught 24 passes for 377 yards (15.7 avg.) and two touchdowns ... A scholar-athlete and member of the honor roll at SHS ... Also ran track at Servite HS, specializing in the 100 and 200 meters ... A consensus three-star recruit by Rivals, 247sports and ESPN ... Received a scout grade of 88 by 247sports and 78 by ESPN ... Rated as the 40th-best cornerback in the 2021 signing class by 247sports and the 46th overall recruit in the state of California.
- **Personal:** Noah Capone Avinger was born Sept. 28, 2001, in Long Beach, Calif. ... Son of Skinner and Nicole Avinger ... Picked San Diego State over offers from Oregon, Utah, Arizona State, Washington State, Oregon State, Arizona, Boston College, Kansas, Boise State, Brigham Young, Colorado State, Hawai'i, Utah State and UNLV ... Brother, Lucky, is a running back with the Aztecs, while his twin sister, Asia, plays on the SDSU women's basketball team ... Is majoring in business ... Enjoys fishing and swimming in his spare time.

N. Avinger's Career Statistics

Season	GP	GS	UA	A	TT	TFL	Sk	Int.	PBU	FF	FR
2021	12	3	10	5	15	0.5	0.0	1	2	0	1
2022	10	4	19	8	27	1.5	0.0	1	3	1	0
Career	22	7	29	13	42	2.0	0.0	1	5	1	1

Career Highs: Tackles: 8 vs. Arizona (9/3/22); Tackles For Loss: 1.0 at Nevada (10/22/22); Interceptions: 1 at Fresno State (10/30/22), vs. Towson (9/25/21); Pass Breakups: 1, five times; Forced Fumbles: 1 vs. UNLV (11/5/22); Fumble Recoveries: 1 at Air Force (10/23/21).

2022 Highs: Tackles: 8 vs. Arizona (9/3/22); Tackles For Loss: 1.0 at Nevada (10/22/22); Interceptions: 1 at Fresno State (10/30/22); Pass Breakups: 1 vs. UNLV (11/5/22), at Nevada (10/22/22), vs. Arizona (9/3/22); Forced Fumbles: 1 vs. UNLV (11/5/22).

N. Avinger's Career Game-by-Game

Date	Opponent	GP	GS	UA	A	TT	TFL	Sk	Int.	PBU	FF	FR
S.4.21	New Mexico State	1	1	4	1	5	0.0	0.0	0	0	0	0
S.11.21	at Arizona	1	0	1	0	1	0.0	0.0	0	0	0	0
S.18.21	Utah	1	0	1	1	2	0.0	0.0	0	0	0	0
S.25.21	Towson	1	1	2	1	3	0.5	0.0	1	1	0	0
0.9.21	New Mexico*	1	0	1	0	1	0.0	0.0	0	0	0	0
0.15.21	at San José State*	1	0	0	0	0	0.0	0.0	0	0	0	0
0.23.21	at Air Force*	1	0	0	0	0	0.0	0.0	0	0	0	1
0.30.21	Fresno State*	1	0	0	0	0	0.0	0.0	0	0	0	0
N.6.21	at Hawai'i*	1	0	0	0	0	0.0	0.0	0	0	0	0
N.13.21	Nevada*	1	0	0	0	0	0.0	0.0	0	1	0	0
N.19.21	at UNLV*	1	1	1	2	3	0.0	0.0	0	0	0	0
N.26.21	Boise State*	--- Did Not Play ---										
D.4.21	Utah State!	1	0	0	0	0	0.0	0.0	0	0	0	0
D.21.21	vs. No. 24/25 UTSA%	--- Did Not Play ---										
S.3.22	Arizona	1	1	7	1	8	0.0	0.0	0	1	0	0
S.10.22	Idaho State	1	1	0	0	0	0.0	0.0	0	0	0	0
S.17.22	at No. 14/15 Utah	1	0	1	0	1	0.0	0.0	0	0	0	0
S.24.22	Toledo	1	0	1	0	1	0.0	0.0	0	0	0	0
S.30.22	at Boise State*	1	0	1	1	2	0.0	0.0	0	0	0	0
0.8.22	Hawai'i*	1	0	1	2	3	0.5	0.0	0	0	0	0
0.22.22	at Nevada*	1	0	2	2	4	1.0	0.0	0	1	0	0
0.29.22	at Fresno State*	1	0	4	1	5	0.0	0.0	1	0	0	0
N.5.22	UNLV*	1	1	2	0	2	0.0	0.0	0	1	1	0
N.12.22	San Jose State*	1	1	0	1	1	0.0	0.0	0	0	0	0

*Bold indicates season high. * - Mountain West game. ! - 2021 Mountain West Championship (Dig-*

nity Health Sports Park; Carson, Calif.). % - 2021 Tropical Smoothie Frisco Bowl (Toyota Stadium; Frisco, Texas).

#2 KESHAWN BANKS (key-shawn)

Defensive End • ^Senior • 6-4 • 255 • Rio Rancho, N.M. • Rio Rancho HS

- **At San Diego State:** Talented, defensive end who had a solid 2018 fall camp and played immediately as a true freshman ... Then earned all-Mountain West honors as a sophomore in 2019, again in 2020 and 2021 ... Has the most starts (44) among active Aztecs ... Has 35.5 tackles for loss for his career, tied for the 13th most in program history (since records were kept in 1979) ... Enters the weekend as the projected starter at right defensive end.
- **2021 (^Senior):** Has racked up numerous preseason accolades, including being named to the all-Mountain West team by the league's media, Athlon Sports and Lindy's Sports, and earning second-team honors by Phil Steele Magazine ... Has been chosen as "SDSU's No. 3 player" by Athlon Sports ... Is listed as the "No. 9 NFL talent in the Mountain West" by Lindy's Sports and also as a "SDSU player to watch" by the magazine ... Has 24 tackles (eight solo), 5.0 tackles for loss, 1.5 sacks, a pass breakup and four quarterback hurries in 10 starts this season ... According to Pro Football Focus, he is tied for fifth in the Mountain West in quarterback hits (7) ... vs. Arizona (Sept. 3) ... Logged an assisted tackle in 55 snaps in a start vs. Arizona on Sept. 3 ... vs. Idaho State (Sept. 10) ... Came up with two assisted stops in 52 snaps in a start vs Idaho State on Sept. 10 ... at No. 14/15 Utah (Sept. 17) ... Registered a pair of tackles (one solo) in 50 snaps at No. 14/15 Utah on Sept. 17 ... vs. Toledo (Sept. 24) ... Had a season-high four stops (one solo) in a start and 54 snaps vs. Toledo on Sept. 24 ... Also added two quarterback hurries ... at Boise State (Sept. 30) ... Had a pair of tackles (one solo) in 43 snaps in a start at Boise State on Sept. 30 ... vs. Hawai'i (Oct. 8) ... Made two assisted tackles in 45 defensive snaps against Hawai'i on Oct. 8 ... at Nevada (Oct. 22) ... Had the best game of the season at Nevada on Oct. 22, making five tackles (three solo) with a career-high 3.5 tackles for loss ... and two quarterback hurries ... The 3.5 tackles for loss were the most by an Aztec since Jonah Tavai also had 3.5 against Boise State on Nov. 26, 2021 ... Entered the contest with 13 tackles (three solo) and no tackles for loss over his first six games ... According to Pro Football Focus, had four quarterback pressures overall with two hits and two hurries ... Was named a defensive player of the game ... at Fresno State (Oct. 29) ... Made an assisted tackle in a start and 61 snaps at Fresno State on Oct. 29 ... vs. UNLV (Nov. 5) ... Logged four tackles (one solo), including 0.5 sacks (and 0.5 TFL), in 43 defensive snaps against UNLV on Nov. 5 ... vs. San Jose State (Nov. 12) ... Had a 7-yard sack and a pass breakup in 42 defensive snaps in a start vs. San Jose State on Nov. 12.
- **2021 (Senior):** Was named a second-team all-Mountain West selection by the league's coaches and media ... Was named a preseason second-team all-Mountain West selection by Lindy's Sports ... Was rated as "SDSU's fifth-best defensive player" by College Football News and a "player to watch" by Lindy's Sports ... Started the team's 14 games ... Had 35 tackles (16 solo), including 11 tackles for loss for 51 yards, five sacks for 31 yards, two pass breakups and 17 quarterback hurries ... According to Pro Football Focus, he ranked second in the Mountain West in quarterback hits (19, T-2nd in FBS), third in quarterback pressures (sacks/hits/hurries) (59, T-10th in FBS) and tied for seventh in quarterback hurries (33, T-20th in FBS) ... Started the opener against New Mexico State on Sept. 4, making one pass breakup in 59 snaps ... The PBU led to an Andrew Aleki interception returned for a touchdown ... Recorded three tackles (one solo) with a 4-yard tackle for loss in 40 snaps in a start at Arizona, receiving the highest defensive grade (79.0) according to Pro Football Focus ... Came up with a solo tackle (5-yard loss), a pass breakup and two quarterback hurries in 79 snaps against Utah ... Ended up with the highest defensive grade (87.5, min. 10 snaps) of his career ... Started again vs. Towson on Sept. 25, recording a quarterback hurry in 45 snaps ... Had a season-high and career-high-tying six tackles (two solo) in a start against New Mexico on Oct. 9 ... Added 0.5 tackles for loss and a quarterback hurry ... Ended up playing 44 of the team's 62 defensive snaps in the game ... Came up with five tackles (three solo) and two quarterback hurries in 72 defensive snaps in a start at San José State on Oct. 15 ... Logged two tackles (both solo), including a 2-yard tackle for loss, and a quarterback hurry in 56 snaps in a start at Air Force on Oct. 23 ... Was named one of SDSU's defensive players of the game ... Had a productive game against Fresno State on Oct. 30, totaling five tackles, including a 6-yard tackle for loss, and four quarterback hurries ... Played in 70 of the team's 81 defensive snaps ... Had a good game in 55 snaps at Hawai'i on Nov. 6, recording four tackles (two solo), including 1.5 sacks (and TFL) for eight yards and a quarterback hurry ... Had two assisted tackles, including a tackle for loss, and two quarterback hurries in 51 snaps in a start vs. Nevada on Nov. 13 ... Made his one tackle a good one at UNLV on Nov. 19, logging a 10-yard sack ... The sack came on third-and-10 and forced a Rebel punt ... Played 46 snaps overall ... Did not record a stat in 55 snaps in

a start against Boise State on Nov. 26 ... Had a good game vs. Utah State in the Mountain West Championship on Dec. 4, registering four tackles (two solo), including two tackles for loss and a 5-yard sack, and two quarterback hurries in 56 snaps ... The two tackles for loss tied a career high ... Recorded two tackles (one solo), including a 7-yard sack (and TFL), and a quarterback hurry in 50 snaps against No. 24/25 UTSA in the Tropical Smoothie Frisco Bowl on Dec. 21.

- **2020 (Junior):** Was chosen as a honorable-mention all-Mountain West selection by the league's media and coaches ... Was named a preseason first-team all-Mountain West selection by the league's media, Athlon Sports, Phil Steele Magazine and College Football News ... CFN had him as the "16th-rated player in the MW" and "SDSU's fourth-best defensive player" ... Was listed as "One of SDSU's five-best returning players" ... Has started the team's first seven games before missing the season finale at No. 14/16 Brigham Young with an injury ... Had 14 tackles (nine solo), including five tackles for loss, a forced fumble, fumble recovery and six quarterback hurries ... Ranked in a tie for eighth in the Mountain West with one fumble recovery ... Started for the 14th straight time in the opener against UNLV on Oct. 24, making five tackles (four solo) with a tackle for loss ... Had one solo tackle in a start at Utah State on Oct. 31, which went down as a 7-yard tackle for loss and forced fumble ... The forced fumble was the first of his career ... Also added a quarterback hurry ... Had a solo tackle (1-yard TFL) and a quarterback hurry in a start against San José State on Nov. 6 ... Had a good all around game vs. Hawai'i on Nov. 14 with one assisted tackle, which went down as half tackle for loss, a fumble recovery and a game-high-tying two quarterback hurries ... The fumble recovery was the first of his career and led to an Aztec field goal ... Did not record a stat in a start at Nevada on Nov. 21 ... Had a big game in a start at Colorado on Nov. 28 with a career-high six tackles (three solo), including a season-high 1.5 tackles for a loss of 10 yards ... Started against Colorado State on Dec. 5, where he picked up a pair of quarterback hurries ... Missed the game at No. 14/16 Brigham Young with an injury, snapping a streak of 25 straight games played and 20 consecutive starts.
- **2019 (Sophomore):** Was named to the all-Mountain West second team as voted on by the league's coaches and media ... Also garnered second-team all-MW honors from Phil Steele Magazine ... Started each of the team's 13 games on the season ... Had 43 tackles (21 solo) on the season, including a team-high 13.5 tackles for loss for 50 yards and 4.5 sacks for 26 yards, a pass breakup and nine quarterback hurries ... Ranked fourth in the Mountain West in tackles for loss per game (1.04) ... Earned the start for the first time of his career in the opener with Weber State, making three tackles (two solo), including 1.5 tackles for loss for five yards ... Followed with a 4-yard tackle for loss at UCLA in 47 snaps ... Had the best game of his young career at New Mexico State, making five tackles (three solo), including two sacks (and TFL) for 12 yards, with his first career pass breakup ... For his efforts was named to the Pro Football Focus Mountain West Team of the Week for the first time of his career ... The two sacks and two tackles for loss were both a career best ... Made two assisted tackles in a start vs. Utah State, playing 68 of the 77 snaps in the game ... Tied a career high with five stops in 45 snaps in a start at Colorado State, including 0.5 sacks and 1.5 tackles for loss ... Tied a career high with five tackles (three solo) with a tackle for loss in a start vs. Wyoming, playing all the defensive snaps (54) for the first time of his career ... Started again at San José State, making one tackle that went down as a 1/2 sack with Cameron Thomas and adding a quarterback hurry, while playing 46 snaps in the game ... Had another good start at UNLV, making three tackles, including 1.5 sacks (and 1.5 TFL) for eight yards and a quarterback hurry in 67 snaps ... Made two tackles in 49 snaps in a start vs. Nevada ... Made his 10th straight start vs. Fresno State, recording five tackles (two solo) ... Also had a tackle for loss and three quarterback hurries over the 45 snaps ... Had four tackles (three solo) with two tackles for loss of six yards and a pair of quarterback hurries in a start and 57 snaps at Hawai'i ... Had another good game against Brigham Young, making five tackles (two solo) with 1.5 tackles for loss and a quarterback hurry in 72 snaps ... Had two solo stops in front his hometown in the New Mexico Bowl against Central Michigan across 39 snaps.
- **2018 (True Freshman):** Played 12 of the team's 13 games on the season as a true freshman, missing the Nevada game with an injury ... Had seven tackles with one tackle for loss and a quarterback hurry ... Played in the opener at No. 13/13 Stanford, making an assisted tackle off the bench in 18 snaps ... Also played in a reserve role against Sacramento State (16 snaps), but did not find the stat sheet ... Had a solo stop against No. 23/25 Arizona State (18 snaps), which went down as a 2-yard loss ... It was the first tackle for loss of his career ... Made an assisted tackle in 15 snaps in a reserve role against Eastern Michigan ... Had a career-best two stops in 20 snaps at rv/No. 24 Boise State ... Played even more the following week against Air Force, making one assisted tackle and adding one quarterback hurry in a career-high 30 snaps in a reserve role ... Was unable to find the stat sheet against San José State ... Did not travel to play at Nevada while in concussion protocol ... Came back to play nine statless snaps at New Mexico, 12 statless snaps vs. UNLV, 11 statless snaps at Fresno State and eight statless snaps

vs. Hawai'i ... Had an assisted tackle in 23 snaps vs. Ohio in the DXL Frisco Bowl.

- **High School:** Three-year letter winner at Rio Rancho High School in Rio Rancho, N.M., in the Albuquerque area ... Led the Rams to a 13-0 record and state championship in 2016, and a 9-3 mark in 2017 ... Had 133 tackles over his three years according to MaxPreps, including 37 tackles for loss, 18 sacks, eight pass deflections, three forced fumbles, three fumble recoveries and an interception ... Registered 55 tackles, 20 TFL, 10 sacks, four pass deflections, a forced fumble and two recoveries as a senior in 2017 ... Played in the North-South all-star game ... Earned all-state, all-metro and all-district accolades, and was named the metro defensive player of the year ... A three-star recruit by 247sports and a two-star recruit from Rivals ... Rated as the third-best recruit in New Mexico by 247sports ... Also lettered for three years with the basketball team and twice on the track and field squad.
- **Personal:** Keshawn Duvall Banks was born Dec. 21, 1999, in Albuquerque, N.M. ... Son of Jacinda Baker and Gary Allison (stepdad) ... Picked the Aztecs over Colorado State, Wyoming, UNLV, New Mexico and New Mexico State ... Is majoring in interdisciplinary studies.

Banks' Career Statistics

Season	GP	GS	UA	A	TT	TFL	Sk	Int.	PBU	FF	FR
2018	12	0	1	6	7	1.0	0.0	0	0	0	0
2019	13	13	21	22	43	13.5	4.5	0	1	0	0
2020	7	7	9	5	14	5.0	0.0	0	0	1	1
2021	14	14	16	19	35	11.0	5.0	0	2	0	0
2022	10	10	8	16	24	5.0	1.5	0	1	0	0
Career	56	44	55	68	123	35.5	11.0	0	4	1	1

Career Highs: Tackles: 6 vs. New Mexico (10/9/21), at Colorado (11/28/20); Tackles For Loss: 3.5 at Nevada (10/22/22); Sacks: 2.0 at New Mexico State (9/14/19); Pass Breakups: 1, four times; Forced Fumbles: 1 at Utah State (10/31/20); Fumble Recoveries: 1 vs. Hawai'i (11/14/20).

2022 Highs: Tackles: 5 at Nevada (10/22/22); Tackles For Loss: 3.5 at Nevada (10/22/22); Sacks: 1.0 vs. San Jose State (11/12/22); Pass Breakups: 1 vs. San Jose State (11/12/22).

Banks' Career Game-by-Game

Date	Opponent	GP	GS	UA	A	TT	TFL	Sk.	Int.	PBU	FF	FR
A.31.18	at No. 13/13 Stanford	1	0	0	1	1	0.0	0.0	0	0	0	0
S.8.18	Sacramento State	1	0	0	0	0	0.0	0.0	0	0	0	0
S.15.18	No. 23/25 Arizona State	1	0	1	0	1	1.0	0.0	0	0	0	0
S.22.18	Eastern Michigan	1	0	0	1	1	0.0	0.0	0	0	0	0
O.6.18	at rv/No. 24 Boise State*	1	0	0	2	2	0.0	0.0	0	0	0	0
O.12.18	Air Force*	1	0	0	1	1	0.0	0.0	0	0	0	0
O.20.18	San José State*	1	0	0	0	0	0.0	0.0	0	0	0	0
O.27.18	at Nevada*	--- Did Not Play - Injured ---										
N.3.18	at New Mexico*	1	0	0	0	0	0.0	0.0	0	0	0	0
N.10.18	UNLV*	1	0	0	0	0	0.0	0.0	0	0	0	0
N.17.18	at Fresno State*	1	0	0	0	0	0.0	0.0	0	0	0	0
N.24.18	Hawai'i	1	0	0	0	0	0.0	0.0	0	0	0	0
D.19.18	vs. New Mexico#	1	0	0	1	1	0.0	0.0	0	0	0	0
A.31.19	Weber State	1	1	2	1	3	1.5	0.0	0	0	0	0
S.7.19	at UCLA	1	1	1	0	1	1.0	0.0	0	0	0	0
S.14.19	at New Mexico State	1	1	3	2	5	2.0	2.0	0	1	0	0
S.21.19	Utah State*	1	1	0	2	2	0.0	0.0	0	0	0	0
O.5.19	at Colorado State*	1	1	1	4	5	1.5	0.5	0	0	0	0
O.12.19	Wyoming*	1	1	3	2	5	1.0	0.0	0	0	0	0
O.19.19	at San José State*	1	1	0	1	1	0.5	0.5	0	0	0	0
O.26.19	at UNLV*	1	1	1	2	3	1.5	1.5	0	0	0	0
N.9.19	Nevada*	1	1	1	1	2	0.0	0.0	0	0	0	0
N.15.19	Fresno State*	1	1	2	3	5	1.0	0.0	0	0	0	0
N.23.19	at Hawai'i*	1	1	3	1	4	2.0	0.0	0	0	0	0
N.30.19	Brigham Young	1	1	2	3	5	1.5	0.0	0	0	0	0
D.21.19	vs. Central Michigan~	1	1	2	0	2	0.0	0.0	0	0	0	0
O.24.20	UNLV*	1	1	4	1	5	1.0	0.0	0	0	0	0
O.31.20	at Utah State*	1	1	1	0	1	1.0	0.0	0	0	1	0
N.6.20	San José State*	1	1	1	0	1	1.0	0.0	0	0	0	0
N.14.20	Hawai'i*	1	1	0	1	1	0.5	0.0	0	0	0	1
N.21.20	at Nevada*	1	1	0	0	0	0.0	0.0	0	0	0	0
N.28.20	at Colorado	1	1	3	3	6	1.5	0.0	0	0	0	0

Date	Opponent	GP	GS	UA	A	TT	TFL	Sk.	Int.	PBU	FF	FR
D.5.20	Colorado State*	1	1	0	0	0	0.0	0.0	0	0	0	0
D.12.20	at No. 14/16 Brigham Young	--- Did Not Play - Injured ---										
S.4.21	New Mexico State	1	1	0	0	0	0.0	0.0	0	1	0	0
S.11.21	at Arizona	1	1	1	2	3	1.0	0.0	0	0	0	0
S.18.21	Utah	1	1	1	1	2	1.0	0.0	0	0	0	0
S.25.21	Towson	1	1	0	0	0	0.0	0.0	0	0	0	0
O.9.21	New Mexico*	1	1	2	4	6	0.5	0.5	0	0	0	0
O.15.21	at San José State*	1	1	3	2	5	0.0	0.0	0	0	0	0
O.23.21	at Air Force*	1	1	2	0	2	1.0	0.0	0	0	0	0
O.30.21	Fresno State*	1	1	1	4	5	1.0	0.0	0	0	0	0
N.6.21	at Hawai'i*	1	1	2	2	4	1.5	1.5	0	0	0	0
N.13.21	Nevada*	1	1	0	2	2	1.0	0.0	0	0	0	0
N.19.21	at UNLV*	1	1	1	0	1	1.0	1.0	0	0	0	0
N.26.21	Boise State*	1	1	0	0	0	0.0	0.0	0	0	0	0
D.4.21	Utah State!	1	1	2	2	4	2.0	1.0	0	0	0	0
D.21.21	vs. No. 24/25 UTSA%	1	1	1	1	2	1.0	1.0	0	0	0	0
S.3.22	Arizona	1	1	0	1	1	0.0	0.0	0	0	0	0
S.10.22	Idaho State	1	1	0	2	2	0.0	0.0	0	0	0	0
S.17.22	at No. 24/25 Utah	1	1	1	1	2	0.0	0.0	0	0	0	0
S.24.22	Toledo	1	1	1	3	4	0.0	0.0	0	0	0	0
S.30.22	at Boise State*	1	1	1	1	2	0.0	0.0	0	0	0	0
O.8.22	Hawai'i*	1	1	0	2	2	0.0	0.0	0	0	0	0
O.22.22	at Nevada*	1	1	3	2	5	3.5	0.0	0	0	0	0
O.29.22	at Fresno State*	1	1	0	1	1	0.0	0.0	0	0	0	0
N.5.22	UNLV*	1	1	1	3	4	0.5	0.5	0	0	0	0
N.12.22	San Jose State*	1	1	1	0	1	1.0	1.0	0	1	0	0

*Bold indicates season high. * - Mountain West game. # - 2018 DXL Frisco Bowl (Toyota Stadium; Frisco, Texas). ~ - 2019 New Mexico Bowl (Dreamstyle Stadium; Albuquerque, N.M.). ! - 2021 Mountain West Championship (Dignity Health Sports Park; Carson, Calif.). % - 2021 Tropical Smoothie Frisco Bowl (Toyota Stadium; Frisco, Texas).*

#3 CEDARIOUS BARFIELD

Safety • Senior • 5-11 • 195 • El Paso, Texas • El Dorado HS

- **At San Diego State:** A physical DB who made the move to safety from cornerback in the 2021 spring season ... In 2019 worked behind All-American Luq Barcoo and all-Mountain West performer Darren Hall at cornerback ... Mainly was on special teams in 2019, only seeing defensive action late in the bowl game ... Played more in 2020 and 2021 ... Enters the weekend as the starting boundary warrior with CJ Baskerville nursing an injury.
- **2022 (Senior):** Has played in nine of the team's 10 games this year with four starts ... Has 31 tackles (18 solo), with two tackles for loss, an interception, a pass breakup, two forced fumbles, fumble recovery and a blocked kick ... Ranks in a tie for third in the Mountain West in forced fumbles (2, T-28th in FBS) and a tie for fifth in forced fumbles per game (0.22, T-34th in FBS) ... On special teams, is tied for second in the MW in blocked kicks (1, T-11th in FBS) and blocked kicks per game (0.11, T-21st in FBS) ... **vs. Arizona (Sept. 3)** ... Had a solid game in the opener against Arizona, recording five tackles, including a 3-yard tackle for loss, and his first forced fumble and fumble recovery ... The turnover led to SDSU's first touchdown inside Snapdragon Stadium, an 11-yard pass from Braxton Burmeister to Tyrell Shavers on a fourth-and-goal situation from the 3 ... **vs. Idaho State (Sept. 10)** ... Did not play against Idaho State on Sept. 10 ... **at No. 14/15 Utah (Sept. 17)** ... Made a pair of tackles (one solo) in nine snaps off the bench at No. 14/15 Utah on Sept. 17 ... **vs. Toledo (Sept. 24)** ... Had a solo tackle and his first career interception in 23 snaps off the bench vs. Toledo on Sept. 24 ... **at Boise State (Sept. 30)** ... Made one tackle in two snaps at Boise State on Sept. 30 ... **vs. Hawai'i (Oct. 8)** ... Had a game-high six tackles (four solo) in 29 defensive snaps against Hawai'i ... The six tackles were a season high and one off a career high ... **at Nevada (Oct. 22)** ... Came up with an assisted tackle and a pass breakup in 35 defensive snaps at Nevada on Oct. 22 ... **at Fresno State (Oct. 29)** ... Earned his first start since the opener at Fresno State on Oct. 29, where he made five tackles (four solo), playing all 75 defensive snaps in the game ... Also blocked a field goal attempt, the first blocked kick of his career ... **vs. UNLV (Nov. 5)** ... Started again against UNLV on Nov. 5 and came up with six tackles (two solo) and a forced fumble ... The forced fumble was his second of the season and was recovered by Dallas Branch ... The six stops tied a season high ... **vs. San Jose State (Nov. 12)** ... Had four tackles (two solo) with a 3-yard tackle for loss while playing all 55

snaps vs. San Jose State on Nov. 12.

- 2021 (Junior):** Started nine games at boundary warrior and played in 10 of 14, missing the final four with an injury ... Had 39 tackles (25 solo) with two tackles for a loss, three pass breakups and a quarterback hurry ... Made his first career start at safety and fifth overall in the opener against New Mexico State on Sept. 4, recording three tackles (one solo), including 0.5 tackles for loss and a quarterback hurry ... Was one of only two Aztecs on defense to play all 85 snaps (also Patrick McMorris) ... Made four tackles (three solo) with a 1-yard tackle for loss and a pass breakup at Arizona on Sept. 11, playing all 58 snaps ... Came up with a then career-high six tackles (four solo) in a start against Utah on Sept. 18, adding 0.5 tackles for loss and a pass breakup ... Played every snap (93) for the third straight game ... Had four stops (three solo) and a pass breakup while playing all 60 snaps against Towson on Sept. 25 ... Came up with a solo tackle in 59 snaps in a start against New Mexico on Oct. 9 ... Logged a career-high seven tackles (three solo) in all 81 defensive snaps in a start at San José State ... Came off the bench for the first time of the season at Air Force on Oct. 23, registering five tackles (three solo) in just 18 snaps ... Logged four tackles (two solo) against Fresno State on Oct. 30, playing all 81 snaps in the game ... Had four solo tackles in a start at Hawai'i on Nov. 6 across 64 of the 68 possible defensive snaps ... Made a solo tackle in only 12 snaps in a start against Nevada on Nov. 13, exiting the game early with an injury ... Traveled to UNLV for the game on Nov. 19 but was unable to play because of an injury ... Also did not play in the following three games to close out the season.
- 2020 (Sophomore):** Started four games at boundary cornerback and played in seven of eight, registering 13 tackles (nine solo), including two tackles for loss, and a pass breakup ... Started for the first time of his career against UNLV on Oct. 24, coming up with four stops (three solo), two tackles for loss and a pass breakup ... Started for the second straight game at Utah State on Oct. 31, recording four tackles (three solo) ... Earned a third straight start at San José State on Nov. 6, recording four tackles (three solo) ... Started again against Hawai'i on Nov. 14 without recording a stat ... Came off the bench for the first time of the season at Nevada on Nov. 21, making one assisted stop ... Played on special teams at Colorado on Nov. 28 without recording a stat ... Did not play against Colorado State on Dec. 5 for the first time of the season ... Logged statless times on special teams at No. 14/16 Brigham Young.
- 2019 (Freshman):** Played in nine games on the season, mostly on special teams ... Finished with one pass breakup ... Made his collegiate debut on special teams at UCLA on Sept. 7 ... Also played on special teams at New Mexico State, vs. Utah State, at Colorado State, vs. Wyoming, at San José State, at UNLV, vs. Brigham Young and against Central Michigan in the New Mexico Bowl ... Played snaps late in the bowl game, nearly coming up with an interception, but settling for a pass breakup ... Did not play in the opener vs. Weber State, and in games vs. Nevada, vs. Fresno State and at Hawai'i.
- 2018 (Redshirt):** Redshirted his first season at SDSU.
- High School:** A three-year letter winner at El Dorado High School in El Paso, Texas ... Played on four district championship teams ... Played a bit of everything at El Dorado HS, including quarterback, wide receiver, cornerback, kick returner, punt returner and punter ... According to MaxPreps, was 369-for-602 (61.3 pct.) over his three seasons at quarterback for 59 touchdowns against just eight interceptions, while rushing for 3,760 yards and 58 touchdowns on 358 attempts (10.5 avg.) ... Threw for 2,220 yards and 23 touchdowns in 2017, and rushed for 1,668 yards and 28 touchdowns on 166 carries (10.0 avg.) ... In 2016, threw for 3,069 yards and 33 touchdowns, and rushed for 1,582 yards and 22 scores on 134 attempts (11.8 avg.) ... Was a second-team all-state selection, a two-time 6A MVP and the El Paso Times MVP ... A three-star recruit by both Rivals and 247sports ... Also lettered on the basketball team and track and field team ... Made the all-defensive team in basketball ... Was all-region choir and an all-academic pick in both football and basketball.
- Personal:** Cedarius E. Barfield was born Feb. 14, 2000 ... Son of Cedric and Ellashia Barfield ... Chose San Diego State over offers from New Mexico, Southern Miss, UTEP, Air Force, Navy, Army West Point, New Mexico State and North Dakota ... Is majoring in computer science.

Barfield's Career Statistics

Season	GP	GS	UA	A	TT	TFL	Sk	Int.	PBU	FF	FR
2019	9	0	0	0	0	0.0	0.0	0	1	0	0
2020	7	4	9	4	13	2.0	0.0	0	1	0	0
2021	10	9	24	14	38	2.0	0.0	0	3	0	0
2022	9	4	18	13	31	2.0	0.0	1	2	2	1
Career	35	17	51	31	82	6.0	0.0	1	7	2	1

Career Highs: Tackles: 7 at San José State (10/15/21); Tackles For Loss: 2.0 vs. UNLV (10/24/20); Interceptions: 1 vs. Toledo (9/24/22); Pass Breakups: 1, six times; Forced Fumbles: 1 vs. UNLV (11/5/22); vs. Arizona (9/3/22); Fumble Recoveries: 1 vs. Arizona (9/3/22); Blocked

Kicks: 1 at Fresno State (10/29/22).

2022 Highs: Tackles: 6 vs. UNLV (11/5/22), vs. Hawai'i (10/8/22); Tackles For Loss: 1.0 vs. San Jose State (11/12/22), vs. Arizona (9/3/22); Interceptions: 1 vs. Toledo (9/24/22); Pass Breakups: 1 at Nevada (10/22/22); Forced Fumbles: 1 vs. UNLV (11/5/22), vs. Arizona (9/3/22); Fumble Recoveries: 1 vs. Arizona (9/3/22); Blocked Kicks: 1 at Fresno State (10/29/22).

Barfield's Career Game-by-Game

Date	Opponent	GP	GS	UA	A	TT	TFL	Sk.	Int.	PBU	FF	FR
A.31.19	Weber State											
S.7.19	at UCLA	1	0	0	0	0	0.0	0.0	0	0	0	0
S.14.19	at New Mexico State	1	0	0	0	0	0.0	0.0	0	0	0	0
S.21.19	Utah State*	1	0	0	0	0	0.0	0.0	0	0	0	0
O.5.19	at Colorado State*	1	0	0	0	0	0.0	0.0	0	0	0	0
O.12.19	Wyoming*	1	0	0	0	0	0.0	0.0	0	0	0	0
O.19.19	at San José State*	1	0	0	0	0	0.0	0.0	0	0	0	0
O.26.19	at UNLV*	1	0	0	0	0	0.0	0.0	0	0	0	0
N.9.19	Nevada*											
N.15.19	Fresno State*											
N.23.19	at Hawai'i*											
N.30.19	Brigham Young	1	0	0	0	0	0.0	0.0	0	0	0	0
D.21.19	vs. Central Michigan~	1	0	0	0	0	0.0	0.0	0	1	0	0
O.24.20	UNLV*	1	1	3	1	4	2.0	0.0	0	1	0	0
O.31.20	at Utah State*	1	1	3	1	4	0.0	0.0	0	0	0	0
N.6.20	San José State*	1	1	3	1	4	0.0	0.0	0	0	0	0
N.14.20	Hawai'i*	1	1	0	0	0	0.0	0.0	0	0	0	0
N.21.20	at Nevada*	1	0	0	1	1	0.0	0.0	0	0	0	0
N.28.20	at Colorado	1	0	0	0	0	0.0	0.0	0	0	0	0
D.5.20	Colorado State*											
D.12.20	at No. 14/16 Brigham Young	1	0	0	0	0	0.0	0.0	0	0	0	0
S.4.21	New Mexico State	1	1	1	2	3	0.5	0.0	0	0	0	0
S.11.21	at Arizona	1	1	3	1	4	1.0	0.0	0	1	0	0
S.18.21	Utah	1	1	4	2	6	0.5	0.0	0	1	0	0
S.25.21	Towson	1	1	3	1	4	0.0	0.0	0	1	0	0
O.9.21	New Mexico*	1	1	1	0	1	0.0	0.0	0	0	0	0
O.15.21	at San José State*	1	1	3	4	7	0.0	0.0	0	0	0	0
O.23.21	at Air Force*	1	0	3	2	5	0.0	0.0	0	0	0	0
O.30.21	Fresno State*	1	1	2	2	4	0.0	0.0	0	0	0	0
N.6.21	at Hawai'i*	1	1	4	0	4	0.0	0.0	0	0	0	0
N.13.21	Nevada*	1	1	1	0	1	0.0	0.0	0	0	0	0
N.19.21	at UNLV*											
N.26.21	Boise State*											
D.4.21	Utah State!											
D.21.21	vs. No. 24/25 UTSA%											
S.3.22	Arizona	1	1	4	1	5	1.0	0.0	0	0	1	1
S.10.22	Idaho State											
S.17.22	at No. 14/15 Utah	1	0	1	1	2	0.0	0.0	0	0	0	0
S.24.22	Toledo	1	0	1	0	1	0.0	0.0	1	0	0	0
S.30.22	at Boise State*	1	0	0	1	1	0.0	0.0	0	0	0	0
O.8.22	Hawai'i*	1	0	4	2	6	0.0	0.0	0	0	0	0
O.22.22	at Nevada*	1	0	0	1	1	0.0	0.0	0	1	0	0
O.29.22	at Fresno State*	1	1	4	1	5	0.0	0.0	0	0	0	0
N.5.22	UNLV*	1	1	2	4	6	0.0	0.0	0	0	1	0
S.12.22S	San Jose State*	1	1	2	2	4	1.0	0.0	0	0	0	0

*Bold indicates season high. * - Mountain West game. ~ - 2019 New Mexico Bowl (Dreamstyle Stadium; Albuquerque, N.M.). ! - 2021 Mountain West Championship (Dignity Health Sports Park; Carson, Calif.). % - 2021 Tropical Smoothie Frisco Bowl (Toyota Stadium; Frisco, Texas).*

#6 CJ BASKERVILLE

Safety • Sophomore • 6-2 • 200 • North Richland, Texas • Richland HS

- At San Diego State:** An athletic, lanky safety who has impressed the coaching staff early ... Was third on the depth chart after 2021 fall camp but moved into second at the boundary warrior by the fifth game of the season ... Started the final four games of the 2021 campaign ...

Enters the 2022 season as the projected starting boundary warrior.

- 2022 (True Freshman):** Has 36 tackles (20 solo) in seven starts this season (missed the last three games with an injury), including 1.5 tackles for loss and three pass breakups ... The 36 tackles rank second on the team ... **vs. Arizona (Sept. 3)** ... Started for the fifth straight game against Arizona on Sept. 3, logging six tackles (three solo) and playing in all 75 snaps on defense ... **vs. Idaho State (Sept. 10)** ... Came up with eight tackles (four solo) in another start vs. Idaho State on Sept. 10, playing 74 of the 75 defensive snaps ... **at No. 14/15 Utah (Sept. 17)** ... Recorded four tackles, including a tackle for loss, in a start and a team-high 61 at No. 14/15 Utah on Sept. 17 ... **vs. Toledo (Sept. 24)** ... Came up with eight tackles with 0.5 tackles for loss against Toledo on Sept. 24, playing 77 of the team's 78 defensive snaps ... Was named the team's defensive player of the game ... **at Boise State (Sept. 30)** ... Registered five tackles (three solo) and two pass breakups in a start at Boise State on Sept. 30, logging 65 of the team's 67 defensive snaps ... **vs. Hawai'i (Oct. 8)** ... Came up with a solo tackle against Hawai'i on Oct. 8, playing all 58 snaps ... **vs. Nevada (Oct. 22)** ... Made four tackles (two solo) in 51 defensive snaps in a start at Nevada on Oct. 22 ... **at Fresno State (Oct. 29)** ... Did not travel for the Fresno State game on Oct. 29 because of an injury ... **vs. UNLV (Nov. 5)** ... Also did not dress against UNLV on Nov. 5 ... **vs. San Jose State (Nov. 12)** ... Did not dress for the San Jose State game.
- 2021 (True Freshman):** Played in all 14 games on the season, starting the final four ... Had 39 tackles (23 solo), including a tackle for loss, three pass breakups, an interception and a 13-yard fumble recovery across 383 snaps ... Played in the opener late against New Mexico State on Sept. 14, going statless in 12 snaps ... Played statless time on special teams at Arizona on Sept. 11 and vs. Utah on Sept. 18 ... Had his first two career tackles (one solo) in five snaps late vs. Towson on Sept. 25, including 0.5 tackles for loss ... Logged another two tackles (one solo) in 18 defensive snaps against New Mexico on Oct. 9 ... Played on special teams without recording a stat at San Jose State on Oct. 15 ... Came up with a solo stop in five defensive snaps at Air Force on Oct. 23 ... Played four statless snaps vs. Fresno State on Oct. 30 ... Came up with a pair of tackles (one solo) and a 13-yard fumble recovery in just five defensive snaps at Hawai'i on Nov. 6 ... The fumble recovery was the first of his career and came after a Tayler Hawkins forced fumble ... Played the most of his young career against Nevada on Nov. 13, logging 55 snaps with Cedarious Barfield going down with an early injury ... Entered the game with 50 snaps over his first nine career games ... Had three tackles (one solo) and earned the team's highest defensive grade (75.3) according to Pro Football Focus ... Earned his first career start at UNLV on Nov. 19, becoming just the fourth true freshman to start on defense for San Diego State since 2009 (also CB Leon McFadden in 2009, S Tariq Thompson in 2017 and CB Noah Avinger this season ... Ended up with six tackles and his first career pass breakup, playing all 63 defensive snaps ... Played all 77 snaps once again against Boise State on Nov. 26, where he recorded five tackles (three solo) and 0.5 tackles for loss ... Earned his third straight start against Utah State on Dec. 4 in the Mountain West Championship game, where he had a career-high nine tackles (eight solo) and a career-best two pass breakups ... Led the team in tackles for the first time of his career ... Played 72 of the game's 74 snaps ... Was named the Tropical Smoothie Frisco Bowl's Defensive Most Valuable Player for his play against No. 24/25 UTSA on Dec. 21 when he recorded a career-high-tying nine tackles (five solo) and his first career interception, which led to an Aztec touchdown ... According to Pro Football Focus, he set career-high marks in defensive rating (78.9, min. 10 snaps), pass coverage (78.5, min. 10 snaps), rush defense (70.9) and tackling (85.8) ... Was also named to the USA Today All-Bowl team and to the Bleacher Report second team.
- High School:** Lettered for four years at Richland High School in North Richland Hills, Texas ... Was all-district as a safety and a wide receiver ... According to MaxPreps, had 68 tackles last year as a junior (2019) with an interception and a forced fumble on defense ... On offense, totaled 59 catches for 802 yards (13.6 avg.) and six touchdowns ... Also competed on the track and field team at RHS, specializing in the 200 meters and long jump ... A consensus three-star recruit by Rivals, 247sports and ESPN ... Received a scout grade of 88 by 247sports and 77 by ESPN ... Rated as the 48th-best safety in the 2021 signing class and the 78th overall recruit in talent-rich Texas.
- Personal:** Christopher Baskerville was born Dec. 9, 2002, in Houston ... Son of Skip and Sharon Baskerville ... Picked SDSU over offers from Oklahoma State, Oregon State, Duke, Syracuse, Houston, Tulsa, SMU, Kansas and North Texas ... Is majoring in business with an emphasis in marketing.

Baskerville's Career Statistics

Season	GP	GS	UA	A	TT	TFL	Sk	Int.	PBU	FF	FR
2021	14	4	23	16	39	1.0	0.0	1	3	0	1
2022	7	7	20	16	36	1.5	0.0	0	2	0	0
Career	21	11	43	32	75	2.5	0.0	1	5	0	1

Career Highs: Tackles: 9 vs. No. 24/25 UTSA (12/21/21), vs. Utah State (12/4/21); Tackles For Loss: 1.0 at No. 14/15 Utah (9/17/22); Interceptions: 1 vs. No. 24/25 UTSA (12/21/21); Pass Breakups: 2 at Boise State (9/30/22), vs. Utah State (12/4/21); Fumble Recoveries: 1 at Hawai'i (11/6/21).

2022 Highs: Tackles: 8 vs. Toledo (9/24/22), vs. Idaho State (9/10/22); Tackles For Loss: 1.0 at No. 14/15 Utah (9/17/22); Pass Breakups: 2 at Boise State (9/30/22).

Baskerville's Career Game-by-Game

Date	Opponent	GP	GS	UA	A	TT	TFL	Sk.	Int.	PBU	FF	FR
S.4.21	New Mexico State	1	0	0	0	0	0.0	0.0	0	0	0	0
S.11.21	at Arizona	1	0	0	0	0	0.0	0.0	0	0	0	0
S.18.21	Utah	1	0	0	0	0	0.0	0.0	0	0	0	0
S.25.21	Towson	1	0	1	1	2	0.5	0.0	0	0	0	0
0.9.21	New Mexico*	1	0	1	1	2	0.0	0.0	0	0	0	0
0.15.21	at San José State*	1	0	0	0	0	0.0	0.0	0	0	0	0
0.23.21	at Air Force*	1	0	1	0	1	0.0	0.0	0	0	0	0
0.30.21	Fresno State*	1	0	0	0	0	0.0	0.0	0	0	0	0
N.6.21	at Hawai'i*	1	0	1	1	2	0.0	0.0	0	0	0	1
N.13.21	Nevada*	1	0	1	2	3	0.0	0.0	0	0	0	0
N.19.21	at UNLV*	1	1	2	4	6	0.0	0.0	0	1	0	0
N.26.21	Boise State*	1	1	3	2	5	0.5	0.0	0	0	0	0
D.4.21	Utah State!	1	1	8	1	9	0.0	0.0	0	2	0	0
D.21.21	vs. No. 24/25 UTSA%	1	1	5	4	9	0.0	0.0	1	0	0	0
S.3.22	Arizona	1	1	3	3	6	0.0	0.0	0	0	0	0
S.10.22	Idaho State	1	1	4	4	8	0.0	0.0	0	0	0	0
S.17.22	at No. 14/15 Utah	1	1	4	0	4	1.0	0.0	0	0	0	0
S.24.22	Toledo	1	1	3	5	8	0.5	0.0	0	0	0	0
S.30.22	at Boise State*	1	1	3	2	5	0.0	0.0	0	2	0	0
0.8.22	Hawai'i*	1	1	1	0	1	0.0	0.0	0	0	0	0
0.22.22	at Nevada*	1	1	2	2	4	0.0	0.0	0	0	0	0
0.29.22	at Fresno State*								---	Did Not Play - Injured		
N.5.22	UNLV*								---	Did Not Play - Injured		
N.12.22	San Jose State*								---	Did Not Play - Injured		

*Bold indicates season high. * - Mountain West game. ~ - 2019 New Mexico Bowl (Dreamstyle Stadium; Albuquerque, N.M.). ! - 2021 Mountain West Championship (Dignity Health Sports Park; Carson, Calif.). % - 2021 Tropical Smoothie Frisco Bowl (Toyota Stadium; Frisco, Texas).*

#21 CHANCE BELL

Running Back • ^Senior • 5-10 • 200 • Burbank, Calif. • John Burroughs HS

- At San Diego State:** Speedy, shifty back with a great first step ... Always runs the ball hard ... Plays bigger than his frame ... Is in his sixth season at SDSU, getting an extra year due to the COVID pandemic ... Enters the season as the starting 'T' running back ... Put on 15 pounds of muscle from last season ... Also plays on special teams ... Ranks 24th all-time at SDSU with 1,391 rushing yards.
- 2022 (^Senior):** Has been named a preseason all-Mountain West third-team selection by Phil Steele Magazine and a fourth-team pick by Athlon Sports ... Has been chosen as a "SDSU player to watch" by Lindy's Sports ... Has rushed 46 times for 204 yards (4.4 avg.) with a long of 24 yards in eight games (one start), missing two complete games and the majority of two others with an injury ... His first 27 carries on the season were without a net loss ... Also has four catches for 28 yards (7.0 avg.) with a long of 13 yards ... **vs. Arizona (Sept. 3)** ... Earned the start, his first since Dec. 5, 2020 and just the third of his career, in the opener against Arizona on Sept. 3, rushing eight times for 30 yards (3.8 avg.) in 21 offensive snaps ... Did fumble in his final touch late in the fourth quarter ... **vs. Idaho State (Sept. 10)** ... Came off the bench to rush for 17 yards on four attempts (4.2 avg.), while adding two catches for eight yards (4.0 avg.) with a long of 10 yards ... Played eight snaps in the game before exiting with an injury ... **at No. 14/15 Utah (Sept. 17)** ... Did not travel to No. 14/15 Utah on Sept. 17 while nursing an injury ... **vs. Toledo (Sept. 24)** ... Also did not play vs. Toledo on Sept. 24 ... **at Boise State (Sept. 30)** ... Returned to play eight snaps at Boise

State on Sept. 30, carrying three times for five yards (1.7 avg.) ... **vs. Hawai'i (Oct. 8)** ... Ran for 53 yards on just seven carries (7.6 avg.) against Hawai'i on Oct. 8 in 28 snaps off the bench ... **at Nevada (Oct. 22)** ... Had a team-high 55 rushing yards on 12 carries (4.6 avg.), including a long of 24 yards, in 31 snaps vs. Nevada on Oct. 22 ... **at Fresno State (Oct. 29)** ... Ran 10 times for 41 yards (4.1 avg.) in 23 snaps at Fresno State on Oct. 29 ... Also had a 13-yard catch ... **vs. UNLV (Nov. 5)** ... Had a 2-yard carry and a 7-yard catch in four snaps against UNLV on Nov. 5 ... **vs. San Jose State (Nov. 12)** ... Only played a single snap for a 1-yard carry vs. San Jose State on Nov. 12 ... Is now ranked 24th all-time at SDSU with 1,391 rushing yards.

- **2021 (Senior):** Was named a "player to watch" by Lindy's Sports ... Played in 13 of the team's 14 games, rushing 72 times for 341 yards (4.7 avg.) with four touchdowns and a long run of 61 yards ... Also had a 4-yard catch ... Came off the bench in the opener to play in 11 offensive snaps vs. New Mexico State on Sept. 4, running seven times for seven yards (1.0 avg.) with a long run of seven yards ... an 10 times for 52 yards (5.2 avg.) with a long of 16 yards in just 14 snaps in a reserve role at Arizona on Sept. 11 ... Did not play in the Utah game but was on the travel squad ... Led the Aztecs with 79 rushing yards and a touchdown on just seven attempts (11.3 avg.) in 15 offensive snaps off the bench vs. Towson on Sept. 25 ... Had a career-long 61-yard rush in the third quarter (previous long was 30 yards), which led to a 1-yard touchdown run on the next play ... The 11.3 average per carry was the highest of his career, regardless of attempts in a game ... Ran three times for six yards (2.0 avg.) in 11 offensive snaps off the bench against New Mexico on Oct. 9 with 1-yard touchdown and a long run of eight yards ... The touchdown was the final score in the game of a 31-7 Aztec win ... Recorded his second straight game with a rushing touchdown for just the second time of his career ... Was on the field for five snaps at San José State on Oct. 15, rushing once for a 2-yard loss and playing on special teams ... Had a solid game in 18 snaps off the bench at Air Force on Oct. 23, rushing eight times for 50 yards (6.2 avg.) with a 3-yard touchdown and a long run of 32 yards ... Was named one of SDSU's offensive players of the game ... Played 16 snaps against Fresno State on Oct. 30, carrying twice with a 3-yard gain and a 3-yard loss ... Ran the ball three times for 12 yards (4.0 avg.) with a long run of seven yards in 11 snaps off the bench at Hawai'i on Nov. 6, while also playing on special teams ... Ran for 55 yards and a touchdown on 12 attempts against Nevada on Nov. 13, while adding a 4-yard catch in 29 snaps ... The touchdown put the Aztecs up, 17-7 ... Scored his fourth rushing touchdown of the season, which is a new high for a season ... Now has nine career rushing scores ... Was named one of SDSU's offensive players of the game ... Ran four times for eight yards (2.0 avg.) in 12 snaps at UNLV on Nov. 19 ... Ran three times for six yards (2.0 avg.) with a long of five yards in 13 offensive snaps against Boise State on Nov. 26 ... Made the most of his 20 snaps against Utah State in the Mountain West Championship game on Dec. 4, rushing for 39 yards on six carries (6.5 avg.) with a long run of 27 yards ... Rushed six times for 29 yards (4.8 avg.) with a long of eight yards in 22 snaps against No. 24/25 UTSA in the Tropical Smoothie Frisco Bowl on Dec. 21.
- **2020 (Junior):** Was rated as "SDSU's fifth-best offensive player" by College Football News in the preseason ... Played in seven games with one start, missing the season finale at No. 14/16 Brigham Young with an injury ... Rushed 56 times for 273 yards (4.9 avg.) with three touchdowns and a long run of 30 yards ... Also had three catches for 26 yards (8.7 avg.) with a long of 14 yards and a 7-yard kick return ... Had a good opener against UNLV on Oct. 24, rushing seven times for 40 yards (5.7 avg.) with two touchdowns on rushes of five yards (second quarter) and 19 yards (fourth quarter) ... Had multiple touchdowns for the first time of his career ... Ran for 98 yards on just 10 carries (9.8 avg.) with a touchdown at Utah State on Oct. 31, just missing out on his second career 100-yard rushing game ... The 27-yard touchdown came on a fourth-and-1 situation ... The touchdown was his third of the season and fifth of his career ... Had a career-long 30-yard run in the game ... Ran seven times for 18 yards (2.6 avg.) with a long of 11 yards in snaps off the bench vs. San José State on Nov. 6 ... Had 47 yards on nine carries (5.2 avg.) against Hawai'i on Nov. 14 with a long run of 27 yards ... Also added a 14-yard catch, his first of the season ... Came off the bench for a team-high 42 yards on 11 carries (3.8 avg.) at Nevada on Nov. 21 with a long run of 13 yards ... Also had a 3-yard catch ... Ran five times for four yards (0.8 avg.) with a long run of eight yards in a reserve role at Colorado on Nov. 28, while adding a 9-yard catch ... Started for the first time of the season against Colorado State on Dec. 5, second time of his career and first since Nov. 3, 2018 at New Mexico ... Ran seven times for 24 yards (3.4 avg.) and added a 7-yard return on a squib kickoff ... Did not travel for the season finale at No. 14/16 Brigham Young because of an injury.
- **2019 (Sophomore):** Played in 12 of the 13 games off the bench ... Rushed 89 times for 384 yards (4.3 avg.) with two touchdowns and a long run of 22 yards ... Also had 12 catches for 77 yards (6.4 avg.) with a long of 21 yards ... Made the most of his 12 snaps in the opener

vs. Weber State, rushing for 18 yards on three carries (6.0 avg.) with a long of 11 yards ... Ran three times for one yard (0.3 avg.) at UCLA ... Had the best game of his career at New Mexico State when he carried 17 times for 116 yards (6.8 avg.) and his first career touchdown ... Became the 79th different 100-yard rusher in program history (after Jordan Byrd broke 100 yards earlier in the game) ... The 17 carries were a then career high ... Had a career-long 22-yard run ... 115 of his 116 yards came in the final three quarters ... His first career touchdown - an 18-yarder - were the final points of the game ... Ran for a team-high 63 yards on a career-best 18 carries (3.5 avg.) in 49 snaps vs. Utah State ... Also had career highs of three catches and 31 yards, with a then career-long grab of 20 yards ... Was only on the field for 10 snaps off the bench at Colorado State, but still rushed three times for 13 yards (4.3 avg.) and added two catches for six yards (3.0 avg.) ... Did not play against Wyoming because of an injury ... Had a productive game in just 11 snaps at San José State, rushing eight times for 45 yards (5.6 avg.) with a long of 11 yards ... Played 10 snaps at UNLV, rushing four times for 11 yards (2.8 avg.) and adding a 2-yard grab ... Ran for 40 yards on 11 carries (3.6 avg.) against Nevada, including a 3-yard touchdown, in 19 snaps ... The touchdown was his second of the season and second of his career ... Carried 14 times for 52 yards (3.7 avg.) in 30 snaps vs. Fresno State, while adding three catches (tied a career high) for a career-best 33 yards with a career-long catch of 31 yards ... Ran for eight yards on four attempts (2.0 avg.) in 12 offensive snaps at Hawai'i ... Made the most of his eight snaps against Brigham Young, rushing three times for six yards (2.0 avg.) and adding two receptions for seven yards (3.5 avg.) ... Made the most of his three snaps vs. Central Michigan in the New Mexico Bowl with a 11-yard rush and a catch for (minus)-2 yards, before exiting the game early with an injury.

- **2018 (Freshman):** Played in five games on the season with one start ... Rushed 40 times for 189 yards (4.7 avg.) with a long of 20 yards ... Also had three catches for 34 yards (11.3 avg.) with a long of 14 yards ... Did not play the first six games of the season ... Logged his first career snaps (20) against San José State, rushing 15 times for 81 yards (5.4 avg.) with a long of 20 yards ... Followed up with another good effort at Nevada, where he carried 15 times for 78 yards (5.2 avg.) with a long run of 16 yards ... Also recorded his first two career catches for 21 yards (10.5 avg.) with a long grab of 14 yards ... Logged his first career start at New Mexico, rushing seven times for 23 yards (3.3 avg.) with a long of nine yards ... Ran three times for seven yards (2.3 avg.) with a long of eight yards off the bench against UNLV, while adding a 13-yard catch ... Did not play at Fresno State or against Hawai'i ... Played three statless snaps off the bench vs. Ohio in the DXL Frisco Bowl.
- **2017 (Redshirt):** Redshirted this first season on The Mesa, learning behind consensus first-team All-American Rashaad Penny.
- **High School:** Three-year letter winner at John Burroughs High School in Burbank, Calif. ... Had an outstanding career, totaling 4,525 yards and 59 touchdowns on 605 carries (7.5 avg.) in 31 games (146.0 per game average), according to MaxPreps ... Ran for at least 1,000 yards in all three varsity seasons, including 2,023 yards and 27 touchdowns in 2016, 1,378 yards and 23 scores in 2015 and 1,124 yards and nine touchdowns in 2014 ... Had 100-plus yards in 15 of his 31 games ... Also caught 21 passes over his career for 261 yards and two touchdowns ... Was a two-time all-CIF selection and a two-time first-team all-area pick ... Was named the 2016 Pacific League Offensive Player of the year and the 2015 Pacific League Player of the Year ... Also was a three-time first-team all-league honoree ... Had the most running yards ever at John Burroughs HS and in the city of Burbank ... A consensus three-star recruit by Rivals, ESPN, 247sports and Scout ... Received a grade of 80 by 247sports and a mark of 71 by ESPN ... Scout ranked him as the sixth-best running back in talent-rich California in the 2017 recruiting class ... Also competed on the track and field team at John Burroughs.
- **Personal:** Chance Leon Bell was born Aug. 2, 1999, in Northridge, Calif. ... Son of Diondre and Cindy Bell ... Chose San Diego State over other offers from Washington State, Illinois, Iowa State, Air Force, New Mexico, Utah State, Hawai'i, Idaho, Eastern Washington, Northern Arizona, Northern Colorado and Southern Utah ... Is working on a master's degree in counseling after majoring in communications earlier.

C. Bell's Career Statistics

Season	Rushing							Receiving					
	GP	GS	Att.	Yds.	TD	Lg.	Avg.	100+	No.	Yds.	Avg.	TD	Lg.
2018	5	1	40	189	0	20	4.7	0	3	34	11.3	0	14
2019	12	0	89	384	2	22	4.3	1	12	77	6.4	0	21
2020	7	1	56	273	3	30	4.9	0	3	26	8.7	0	14
2021	13	0	72	341	4	61	4.7	0	1	4	4.0	0	4
2022	8	1	45	204	0	24	4.4	0	4	28	7.0	0	13
Career	45	3	302	1,391	9	61	4.6	1	23	169	7.3	0	21

Career Highs: Carries: 18 vs. Utah State (9/21/19); Rushing Yards: 116 at New Mexico

State (9/14/19); Rushing Touchdowns: 2 vs. UNLV (10/24/20); Long Rush: 61 vs. Towson (9/25/21); Receptions: 3 vs. Fresno State (11/15/19), vs. Utah State (9/21/19); Receiving Yards: 33 vs. Fresno State (11/15/19); Long Reception: 21 vs. Fresno State (11/15/19); Kick Returns: 1 vs. Colorado State (12/5/20); Kick Return Yards: 7 vs. Colorado State (12/5/20); Long Kick Return: 7 vs. Colorado State (12/5/20); All-Purpose Yards: 116 at New Mexico State (9/14/19); Total Touchdowns: 2 vs. UNLV (10/24/20).

2022 Highs: Carries: 12 at Nevada (10/22/22); Rushing Yards: 55 at Nevada (10/22/22); Long Rush: 24 at Nevada (10/22/22); Receptions: 2 vs. Idaho State (9/10/22); Receiving Yards: 13 at Fresno State (10/29/22); Long Reception: 13 at Fresno State (10/29/22); All-Purpose Yards: 55 at Nevada (10/22/22).

C. Bell's Career Game-by-Game

Date	Opponent	GP	GS	Rushing			Receiving		
				Att.	Yds.	Avg.	TD	No.	Yds.
A.31.18	at No. 13/13 Stanford			---	Did Not Play	---			
S.8.18	Sacramento State			---	Did Not Play	---			
S.15.18	No. 23/25 Arizona State			---	Did Not Play	---			
S.22.18	Eastern Michigan			---	Did Not Play	---			
O.6.18	at rv/No. 24 Boise State*			---	Did Not Play	---			
O.12.18	Air Force*			---	Did Not Play	---			
O.20.18	San José State*	1	0	15	81	5.40	0	0	0
O.27.18	at Nevada*	1	0	15	78	5.20	0	2	21
N.3.18	at New Mexico*	1	1	7	23	3.29	0	0	0
N.10.18	UNLV*	1	0	3	7	2.33	0	1	13
N.17.18	at Fresno State*			---	Did Not Play	---			
N.24.18	Hawai'i*			---	Did Not Play	---			
D.23.18	vs. Ohio#	1	0	0	0	0.00	0	0	0
A.31.19	Weber State	1	0	3	18	6.00	0	0	0
S.7.19	at UCLA	1	0	3	1	0.33	0	0	0
S.14.19	at New Mexico State	1	0	17	116	6.82	1	0	0
S.21.19	Utah State*	1	0	18	63	3.50	0	3	31
O.5.19	at Colorado State*	1	0	3	13	4.33	0	2	6
O.12.19	Wyoming*			---	Did Not Play - Injured	---			
O.19.19	at San José State*	1	0	8	45	5.63	0	0	0
O.26.19	at UNLV*	1	0	4	11	2.75	0	1	2
N.9.19	Nevada*	1	0	11	40	3.64	1	0	0
N.15.19	Fresno State*	1	0	14	52	3.71	0	3	33
N.23.19	at Hawai'i*	1	0	4	8	2.00	0	0	0
N.30.19	Brigham Young	1	0	3	6	2.00	0	2	7
D.21.19	vs. Central Michigan~	1	0	1	11	11.00	0	1	-2
O.24.20	UNLV*	1	0	7	40	5.71	2	0	0
O.31.20	at Utah State*	1	0	10	98	9.80	1	0	0
N.6.20	San José State*	1	0	7	18	2.57	0	0	0
N.14.20	Hawai'i*	1	0	9	47	5.22	0	1	14
N.21.20	at Nevada*	1	0	11	42	3.82	0	1	3
N.28.20	at Colorado	1	0	5	4	0.80	0	1	9
D.5.20	Colorado State*	1	1	7	24	3.43	0	0	0
D.12.20	at No. 14/16 Brigham Young			---	Did Not Play - Injured	---			
S.4.21	New Mexico State	1	0	7	7	1.00	0	0	0
S.11.21	at Arizona	1	0	10	52	5.20	0	0	0
S.18.21	Utah			---	Did Not Play	---			
S.25.21	Towson	1	0	7	79	11.29	1	0	0
O.9.21	New Mexico*	1	0	3	6	2.00	1	0	0
O.15.21	at San José State*	1	0	1	-2	-2.00	0	0	0
O.23.21	at Air Force*	1	0	8	50	6.25	1	0	0
O.30.21	Fresno State*	1	0	2	0	0.00	0	0	0
N.6.21	at Hawai'i*	1	0	3	12	4.00	0	0	0
N.13.21	Nevada*	1	0	12	55	4.58	1	1	4
N.19.21	at UNLV*	1	0	4	8	2.00	0	0	0
N.26.21	Boise State*	1	0	3	6	2.00	0	0	0
D.4.21	Utah State!	1	0	6	39	6.50	0	0	0
D.21.21	vs. No. 24/25 UTSA%	1	0	6	29	4.83	0	0	0
S.3.22	Arizona	1	1	8	30	3.75	0	0	0
S.10.22	Idaho State	1	0	4	17	4.25	0	2	8

Date	Opponent	GP	GS	Rushing			Receiving		
				Att.	Yds.	Avg.	TD	No.	Yds.
S.17.22	at No. 14/15 Utah			---	Did Not Play - Injured	---			
S.24.22	Toledo			---	Did Not Play - Injured	---			
S.30.22	at Boise State*	1	0	3	5	1.67	0	0	0
O.8.22	Hawai'i**	1	0	7	53	7.57	0	0	0
O.22.22	at Nevada*	1	0	12	55	4.58	0	0	0
O.29.22	at Fresno State*	1	0	10	41	4.10	0	1	13
N.5.22	UNLV*	1	0	1	2	2.00	0	1	7
N.12.22	San Jose State*	1	0	1	1	1.00	0	0	0

Bold indicates season high. * - Mountain West game. # - 2018 DXL Frisco Bowl (Toyota Stadium; Frisco, Texas). ~ - 2019 New Mexico Bowl (Dreamstyle Stadium; Albuquerque, N.M.). ! - 2021 Mountain West Championship (Dignity Health Sports Park; Carson, Calif.). % - 2021 Tropical Smoothie Frisco Bowl (Toyota Stadium; Frisco, Texas).

#60 CADE BENNETT

Left Guard • Sophomore • 6-3 • 315 • Scottsdale, Ariz. • Okla. State

- **At San Diego State:** Joined San Diego State following two seasons at Oklahoma State ... Big, mobile body who is expected to compete right away for a starting spot ... Enters his first season at SDSU as the starting left guard.
- **2022 (Sophomore):** Has started the team's 10 games at left guard ... Has played 637 of the team's 644 offensive snaps this season, the most on the team ... Has allowed only four quarterback pressures (no sacks) in 303 passing opportunities on the season ... According to PFF, his 85.2 pass block rating is the second highest in the Mountain West among offensive linemen (min. 100 pass opportunities) ...vs. Arizona (Sept. 3) ... Earned his first career start against Arizona on Sept. 3, where he played all 59 snaps ... Started again vs. Idaho State (Sept. 10), at No. 14/15 Utah (Sept. 17), vs. Toledo (Sept. 24), at Boise State (Sept. 30), vs. Hawai'i (Oct. 8), at Nevada (Oct. 22), at Fresno State (Oct. 29), vs. UNLV (Nov. 5) and vs. San Jose State (Nov. 12).
- **At Oklahoma State (2020-21):** Comes to The Mesa following two seasons at Oklahoma State ... Played in a pair of games last year as a redshirt freshman against Kansas (Oct. 30) and Notre Dame (Jan. 1) in the Playstation Fiesta Bowl ... Redshirted his first season with the Cowboys in 2020.
- **High School:** Played his high school ball at Notre Dame Prep, logging snaps on both sides of the ball ... Helped the Saints to a 37-4 record in his three seasons ... As a senior in 2019, he anchored an offensive line that helped Notre Dame Prep rush for 3,249 yards and 57 touchdowns, while passing for 1,763 yards and 17 touchdowns ... Also logged 18 tackles on the defensive side of the ball with 12 solo stops ... Made Arizona Republic's all-Arizona team ... Was a consensus three-star recruit out of high school by 247sports, Rivals and ESPN ... Received a scout grade of 85 by 247sports and 75 by ESPN ... 247Sports ranked him as the No. 25 offensive guard in the nation and the No. 13 player out of Arizona.
- **Personal:** Cade Alan Bennett was born July 9, 2001 ... Son of Dave and Kimberly Bennett ... Chose Oklahoma State out of high school over San Diego State, Iowa State, Arizona State, Arizona, Purdue, Brigham Young, Boise State, Army West Point, Syracuse, Georgia Tech, Vanderbilt, UNLV and Colorado State.

Bennett's Career Statistics

Season	^ - at Oklahoma State	
	GP	GS
2021	2	0
2022	10	10
Career	12	10

Bennett's Career Game-by-Game (Games Played Only)

Date	Opponent	GP	GS/POS
J.1.21	vs. No. 5/5 Notre Dame	1	
S.3.22	Arizona	1	LG
S.10.22	Idaho State	1	LG
S.17.22	at No. 14/15 Utah	1	LG
S.24.22	Toledo	1	LG
S.30.22	at Boise State*	1	LG
O.8.22	Hawai'i**	1	LG
O.22.22	at Nevada*	1	LG

Date	Opponent	GP	GS/POS
0.29.22	at Fresno State*	1	LG
N.5.22	UNLV*	1	LG
N.12.22	San Jose State*	1	LG

^ - Big 12 game. * - Mountain West game. % - 2021 Playstation Fiesta Bowl (State Farm Stadium; Glendale, Ariz.).

#12 DALLAS BRANCH

Cornerback • Senior • 5-11 • 180 • Redondo Beach, CA • Long Beach CC

- **At San Diego State:** Impressed the coaching staff in his first year with the Aztecs in 2020, learning behind two-time all-Mountain West pick and 2021 NFL fourth-round draft selection Darren Hall ... Entered the 2021 season as the projected starting field cornerback, but battled a few injuries throughout the season ... Enters the weekend as the starting field cornerback.
- **2022 (Senior):** Has 24 tackles on the season (16 solo), including 4.5 tackles for loss and a sack, two interceptions, fumble recovery and two pass breakups in 10 games (three starts) ... Has played in 296 snaps ... **vs. Arizona (Sept. 3)** ... Started for the fifth time of his career against Arizona in the opener on Sept. 3, logging four tackles (one solo) in 50 of the team's 75 snaps ... **vs. Idaho State (Sept. 10)** ... Made three solo tackles, including a tackle for loss, in another start vs. Idaho State on Sept. 10, seeing the field for 39 of the 75 snaps ... **at No. 14/15 Utah (Sept. 17)** ... Started again at No. 14/15 Utah and came up with three tackles (two solo), while adding a pass breakup, in 36 snaps ... **vs. Toledo (Sept. 24)** ... Came off the bench for the first time of the season against Toledo on Sept. 24, where he made one solo tackle in 30 snaps ... **at Boise State (Sept. 30)** ... Did not record a stat in 16 snaps at Boise State on Sept. 30 ... **vs. Hawai'i (Oct. 8)** ... Registered three solo tackles, including a 4-yard tackle for loss, and a pass breakup in just 17 defensive snaps off the bench vs. Hawai'i on Oct. 8 ... **at Nevada (Oct. 22)** ... Had two solo stops in 19 snaps in a reserve role at Nevada on Oct. 22 ... **at Fresno State (Oct. 29)** ... Registered three tackles (one solo), including 0.5 tackles for loss, in 35 defensive snaps at Fresno State on Oct. 29 ... **vs. UNLV (Nov. 5)** ... Was named the Thorpe Player of the Week (national award) and Mountain West Defensive Player of the Week for his play against UNLV on Nov. 5, when he had four tackles, a sack, two tackles for loss, an interception and a fumble recovery ... Ended up setting career highs in tackles for loss and had his first sack, while picking up his first interception and fumble recovery of the season ... He first recovered a fumble in the second quarter after UNLV reached SDSU territory and later picked off a Doug Brumfield pass in the end zone on the second play of the fourth quarter ... Also was chosen as the team's defensive player of the game ... **vs. San Jose State (Nov. 12)** ... Had a solo tackle and an interception in 22 defensive snaps off the bench vs. San Jose State on Nov. 12 ... It was his second straight game with an interception and fourth pick of his career.
- **2021 (Junior):** Had 20 tackles (14 solo), including two tackles for loss, two interceptions, a 14-yard fumble recovery, a forced fumble and five pass breakups, in nine games with four starts ... Missed the first four games with an injury suffered in the beginning of fall camp ... Made his season debut in the team's fifth game of the season against New Mexico on Oct. 9 ... Came up with a career-high five tackles (all solo), including a 6-yard tackle for loss, and a fumble recovery returned for 14 yards ... The tackle for loss and fumble recovery were each the first of his career ... Ended up playing 27 snaps on defense, earning a Pro Football Focus grade of 83.7, the team's second highest in the game (Michael Shawcroft, 87.1) ... Did not record a stat in 16 snaps off the bench at San José State on Oct. 15 ... Earned his first career start at Air Force and came up with his first career interception on the opening drive ... The pick led to a Matt Araiza field goal ... Also had three tackles and his first career forced fumble ... For his efforts was named one of the defensive players of the game ... Came up with five tackles (four solo) in his second straight against Fresno State on Oct. 30 across 54 snaps ... Came off the bench to play 18 statless snaps at Hawai'i on Nov. 6 ... Did not play against Nevada on Nov. 13 after suffering an injury in warm-ups ... Had an assisted tackle and a pass breakup in 24 snaps off the bench at UNLV on Nov. 19 ... Had a solid game in a start against Boise State on Nov. 26 in 64 snaps, logging a solo tackle (4-yard tackle for loss), an interception and two pass breakups ... It was his second interception of the season (and his career), while the two pass breakups were a career high ... The pick was BS's last offensive play of the game ... Had three tackles (two solo) with a pass breakup in another start against Utah State in the Mountain West Championship on Dec. 4, playing 73 of the 74 snaps ... Had two assisted tackles in 59 snaps off the bench vs. No. 24/25 UTSA on Dec. 21 in the Tropical Smoothie Frisco Bowl.
- **2020 (Sophomore):** Played in eight games off the bench ... Had seven tackles (five solo) ... Made his Division I debut against UNLV on Oct. 24, recording three tackles (one solo) off the bench ... Did not record a stat in late snaps at Utah State on Oct. 31, or on special teams against

San José State on Nov. 6 and vs. Hawai'i on Nov. 14 ... Also didn't find the stat sheet in a few defensive snaps at Nevada on Nov. 21 and some special teams work ... Made a pair of solo tackles off the bench at Colorado on Nov. 28 ... Had two solo stops again in reserve time vs. Colorado State on Dec. 5 ... Did not record a stat in time on special teams at No. 14/16 Brigham Young.

- **At Long Beach City College (2019):** Spent one season at Long Beach City College and will have three years left at San Diego State ... Was first-team all-league selection in his lone season in 2019, leading the Vikings to a 7-3 record and 20-16 win over Southwestern in the 2019 Southern California Bowl ... Had 50 tackles (34 solo), 5.5 tackles for loss, three sacks, six interceptions, nine pass breakups, two forced fumbles and a fumble recovery ... His six interceptions were tied for the fourth most in the Southern California Football Association and the sixth most in California Community College Athletic Association.
- **High School:** Finished his high school career at Salesian High School, the same school as former Aztec and two-time all-MW first-team selection Kyahva Tezino ... Prepped at Redondo Union High School prior to Salesian HS ... Was a two-star recruit by both Rivals and 247sports ... Received a scout grade of 79 by 247sports.
- **Personal:** Dallas William Branch was born Oct. 11, 1999 in Redondo Beach, Calif. ... Son of Ahdmun Branch and Alea Reggans ... Chose San Diego State over Arkansas State, Brigham Young, Hawai'i, UNLV and UTEP ... Is majoring in accounting.

Branch's Career Statistics

Season	GP	GS	UA	A	TT	TFL	Sk	Int.	PBU	FF	FR
2020	8	0	5	2	7	0.0	0.0	0	0	0	0
2021	9	4	14	6	20	2.0	0.0	2	5	1	1
2022	10	3	17	7	24	4.5	1.0	2	2	0	1
Career	27	7	36	15	51	6.5	1.0	4	7	1	2

Career Highs: Tackles: 5 vs. Fresno State (10/30/21), vs. New Mexico (10/9/21); Tackles For Loss: 2.0 vs. UNLV (11/5/22); Sacks: 1 vs. UNLV (11/5/22); Interceptions: 1, four times; Pass Breakups: 2 vs. Boise State (11/26/21); Forced Fumbles: 1 at Air Force (10/23/21); Fumble Recoveries: 1 vs. UNLV (11/5/22), vs. New Mexico (10/9/21).

2022 Highs: Tackles: 4 vs. UNLV (11/5/22), vs. Arizona (9/3/22); Tackles For Loss: 2.0 vs. UNLV (11/5/22); Sacks: 1 vs. UNLV (11/5/22); Interceptions: 1 vs. San Jose State (11/12/22), vs. UNLV (11/5/22); Pass Breakups: 1 vs. Hawai'i (10/8/22), at No. 14/15 Utah (9/17/22); Fumble Recoveries: 1 vs. UNLV (11/5/22).

Branch's Career Game-by-Game

Date	Opponent	GP	GS	UA	A	TT	TFL	Sk.	Int.	PBU	FF	FR
0.24.20	UNLV*	1	0	1	2	3	0.0	0.0	0	0	0	0
0.31.20	at Utah State*	1	0	0	0	0	0.0	0.0	0	0	0	0
N.6.20	San José State*	1	0	0	0	0	0.0	0.0	0	0	0	0
N.14.20	Hawai'i*	1	0	0	0	0	0.0	0.0	0	0	0	0
N.21.20	at Nevada*	1	0	0	0	0	0.0	0.0	0	0	0	0
N.28.20	at Colorado	1	0	2	0	2	0.0	0.0	0	0	0	0
D.5.20	Colorado State*	1	0	2	0	2	0.0	0.0	0	0	0	0
D.12.20	at No. 14/16 Brigham Young	1	0	0	0	0	0.0	0.0	0	0	0	0
S.4.21	New Mexico State						---	---	---	---	---	---
S.11.21	at Arizona						---	---	---	---	---	---
S.18.21	Utah						---	---	---	---	---	---
S.25.21	Towson						---	---	---	---	---	---
0.9.21	New Mexico*	1	0	5	0	5	1.0	0.0	0	1	0	1
0.15.21	at San José State*	1	0	0	0	0	0.0	0.0	0	0	0	0
0.23.21	at Air Force*	1	1	2	1	3	0.0	0.0	1	0	1	0
0.30.21	Fresno State*	1	1	4	1	5	0.0	0.0	0	0	0	0
N.6.21	at Hawai'i*	1	0	0	0	0	0.0	0.0	0	0	0	0
N.13.21	Nevada*						---	---	---	---	---	---
N.19.21	at UNLV*	1	0	0	1	1	0.0	0.0	0	1	0	0
N.26.21	Boise State*	1	1	1	0	1	1.0	0.0	1	2	0	0
D.4.21	Utah State!	1	1	2	1	3	0.0	0.0	0	1	0	0
D.21.21	vs. No. 24/25 UTSA%	1	1	0	2	2	0.0	0.0	0	0	0	0
S.3.22	Arizona	1	1	1	3	4	0.0	0.0	0	0	0	0
S.10.22	Idaho State	1	1	3	0	3	1.0	0.0	0	0	0	0
S.17.22	at No. 14/15 Utah	1	1	2	1	3	0.0	0.0	0	1	0	0
S.24.22	Toledo	1	0	1	0	1	0.0	0.0	0	0	0	0
S.30.22	at Boise State*	1	0	0	0	0	0.0	0.0	0	0	0	0

Date	Opponent	GP	GS	UA	A	TT	TFL	Sk.	Int.	PBU	FF	FR
0.8.22	Hawai'i*	1	0	3	0	3	1.0	0.0	0	1	0	0
0.22.22	at Nevada*	1	0	2	0	2	0.0	0.0	0	0	0	0
0.29.22	at Fresno State*	1	0	1	2	3	0.5	0.0	0	0	0	0
N.5.22	UNLV*	1	0	3	1	4	2.0	1.0	1	0	0	1
N.12.22	San Jose State*	1	0	1	0	1	0.0	0.0	1	0	0	0

*Bold indicates season high. * - Mountain West game. ! - 2021 Mountain West Championship (Dignity Health Sports Park; Carson, Calif.). % - 2021 Tropical Smoothie Frisco Bowl (Toyota Stadium; Frisco, Texas).*

#13 JACK BROWNING

K/P • Senior • 5-11 • 190 • Lakeside, Calif. • Grossmont College

- **At San Diego State:** Takes over for the 2021 Ray Guy Award winner Matt Araiza by handling all three kicking duties - PAT/field goal, kickoff and punting ... Has a strong leg ... Continues to work on his accuracy and consistency ... Was awarded a scholarship after practice on Sept. 25, 2022.
- **2022 (Senior):** Has been named the "Key player to the 2022 season" by Athlon Sports ... Is off to a good start to the season, making 14 of 17 field goal attempts with a long of 50 yards and all 24 PATs ... Made the first eight field goals of his career ... Also has punted 55 times for 2,517 yards (45.8 avg.) with a long of 61 yards ... Out of his 55 punts, 26 have landed inside the 20-yard line, including 13 inside the 10 and six inside the 5 ... Owns a 42.31 net punt average ... His first touchback came on his 33th attempt of the season (he has three overall in 55 punts) ... Has kicked off 44 times for 2,815 yards (64.0 avg.) with 25 touchbacks ... Also has two rushes for 59 yards (29.5 avg.) on a pair of fake punts, the first going for 26 yards and the second for 33 yards ... According to Pro Football Focus, his true kickoff average is 67.2 yards ... Ranks third in SDSU single-season history in punt average (45.76) and seventh in field goal percentage (82.35) ... Is tied for the FBS lead in punts inside the 20-yard line (26) and PAT percentage (100.00), and is ninth in punt average (45.76, 1st in FBS), total punt yards (2,517, 3rd in FBS) and punt yards per game (251.70, 3rd in FBS), tied for ninth in total punts (55, T-3rd in FBS), 10th in net punt average (42.31, 1st in FBS), tied for 16th in punts per game (5.50, T-3rd in FBS) and 18th in kickoff average (63.98, 2nd in FBS) ... Also ranks second in the Mountain West in kickoff yards (2,815), third in field goals made per game (1.40, T-26th in FBS), total field goals made (14, T-26th in FBS) and kickoff touchback percentage (25, T-65th in FBS), tied for third in total field goal attempts (17, T-28th in FBS) and total kickoff touchbacks (25, T-65th in FBS), fourth in field goals attempted per game (1.70, T-30th in FBS) and tied for fourth in total kickoffs (44), fifth in field goal percentage (82.35, T-44th in FBS), tied for fifth in total points (66), tied for sixth in made PATs (24), tied for seventh in attempted PATs (24), tied for eighth in points responsible for (66) and tied for ninth in points per game (6.60) ... Has five games this season with multiple field goals, including three in back-to-back games vs. Hawai'i (Oct. 8) and at Nevada (Oct. 22) ... **vs. Arizona (Sept. 3)** ... Recorded his first field goals in the opener with Arizona on Sept. 3, going 2-for-2 with 44 and 23-yard field goals ... Also kicked off five times for a perfect 65.0 average with four touchbacks ... Made both of his PATs ... Had his first four punts for a 41.8 average with a long of 57 ... One of his four punts pinned the Wildcats at their own 3-yard line ... Also had a punt blocked ... **vs. Idaho State (Sept. 10)** ... Had a monster game against Idaho State on Sept. 10 ... Punted six times for a 47.5 avg. with all six inside the 20-yard line, including five inside the 10 and four inside the 5 ... Off his six punts, Idaho State averaged starting on its own 4.8-yard line ... Became just the second FBS punter with four punts inside the 5-yard line since at least 2012 (also Michael Dickson (Texas) vs. Missouri on Dec. 27, 2017) ... Additionally, Dickson was the only player since 2012 with more than five punts inside the 10 (he had six) ... For the game, Idaho State started on its own 17 ... Also made his lone field goal attempt, a 20-yarder, and all five PATs ... Kicked off seven times for a 65.7 average with six touchbacks (lone non-touchback came when he kicked from the 20 after an Aztec penalty) ... Also had a 26-yard rush on a fake punt attempt ... Was named the team's special teams player of the game ... **at No. 14/15 Utah (Sept. 17)** ... Punted eight times for 365 yards (45.6 avg.) at No. 14/15 Utah with a long of 55 yards ... Three of his eight punts finished inside the 20-yard line ... Made his one PAT ... Kicked off once for a touchback ... **vs. Toledo (Sept. 24)** ... Was named the Mountain West Special Teams Player of the Week for the first time of his career on Sept. 26 for his play against Toledo on Sept. 24 ... Made his only field goal attempt - a career-long 50-yarder - and was 2-for-2 in PATs ... Also punted nine times for 364 yards (40.4 avg.) (three of his punts started in Toledo territory) with a long of 56 yards ... Out of his nine punts, six landed inside the 20 (last six of the game) and three inside the 10 ... Out of his nine punts, Toledo averaged a 21.7-yard field position ... Also kicked off four times for a 64.2

average with two touchbacks ... Off his four kickoffs, Toledo averaged a 22-yard field position ... Out of his 13 overall kicks (punts and kickoffs), Toledo averaged starting on its own 21.8-yard line ... Also was named to the "Ray's 8" for the top punter for the week ... Also was named the team's special teams player of the game ... **at Boise State (Sept. 30)** ... Had another busy game at Boise State on Sept. 30, making a pair of field goals (21 and 25 yards) and his lone PAT attempt ... Also punted a career-high 10 times for 485 yards with a career-high 48.5 average and a long of 55 yards ... The 48.5 average is the second highest this season for those with at least 10 punts in a game and the 23rd longest since at least 1996 ... Four of his 10 punts went for at least 50 yards, two landed inside the 20 and two were fair caught ... Had one touchback, his first in his 33th punt of his career ... Also kicked off four times for 259 yards (64.8 avg.) and three touchbacks ... Was named to the "Ray's 8" for the top punter for the week ... **vs. Hawai'i (Oct. 8)** ... Had a career-high three field goals, including a 26-yarder with seven seconds left to seal the 16-14 Aztec win ... Missed on attempt on the day, but is still 9-for-10 on the season in field goal attempts ... Has multiple field goals in three of the team's six games this year ... Scored 10 of the team's 16 points ... Punted five times for a 44.8 average with a long of 53 yards ... Three punts landed inside the 20-yard line, including one inside the 10 ... Also was named to the "Ray's 8" for the top punter for the week ... Also was named the team's special teams player of the game ... **at Nevada (Oct. 22)** ... Had another good game at Nevada on Oct. 22 ... Was 2-for-2 on PATs and 3-for-3 on field goals, scoring a career-high 11 points ... Tied a career high with three field goals ... Also averaged 47.4 yards per punt in five attempts ... Had a long punt of 59 yards, which tied a career long, and two of at least 50 yards ... Kicked off six times with three going for touchbacks, averaging 64.0 yards per boot ... Off his 11 kicks (six kickoffs and five punts), Nevada averaged starting on its own 19.3 yard line ... **at Fresno State (Oct. 29)** ... Had a 55-yard punt and kicked off four times for 257 yards (64.2 avg.) with three touchbacks at Fresno State on Oct. 29 ... Also made all four PATs ... Also returned a fake punt 33 yards, which later set up an Aztec touchdown ... Now has rushed three times for his career on fake punts/field goals for 72 yards (24.0 avg.) with one touchdown ... **vs. UNLV (Nov. 5)** ... Punted six times for 301 yards (50.2 avg.) with a career long of 61 yards against UNLV on Nov. 5 ... Set career highs with a 50.2 punt average and a 49.5 net average ... Out of his six punts, three landed inside the 20-yard line, including two inside the 10 with one on the 1, and three went for at least 50 yards ... Once again landed on the "Ray's 8" for the top punter of the week ... Made both of his PATs but missed a pair of field goals (50 and 48) ... Did not kick off for the first time of the season ... **vs. San Jose State (Nov. 12)** ... Made a pair of field goals (22 and 31 yards) and all five PATs against San Jose State on Nov. 12 ... Ended up tying a career high with 11 points ... Only punted twice - both in the fourth quarter - for 76 yards (38.0 avg.) with both punts coming inside Spartan territory ... The two punts finished at the 11 and the 6 with the latter leading to an Aztec safety by the defense (first since 2013) ... Returned to kickoff duties, averaging 63.0 yards on eight boots with three touchbacks.

- **2021 (Junior):** Appeared in 13 of the team's 14 games in his first season at SDSU in 2021, all as the team's holder on field goals and PATs ... Kicked off one time on the season for 62 yards against Towson on Sept. 25 ... Scored on a 13-yard rush on a fake field goal at Hawai'i on Nov. 6 ... His Division I debut came against New Mexico State on Sept. 4 ... Only missed the Boise State game on Nov. 25.
- **At Grossmont College (2019-20):** Spent one season at nearby Grossmont College, where he kicked and punted for the Griffins, before the 2020 season was canceled due to COVID ... Was a second-team all-conference performer ... Was 4-for-6 (.667) in field goal attempts with a long of 38 yards, while making 14 of his 16 PATs (.875) ... Also punted 60 times for 2,291 yards (38.2 avg.) with a long of 69 yards ... Out of his 60 punts, 14 finished inside the 20 and 13 were fair caught ... Was 2-for-2 in field goal attempts and made his only PAT try at Canyons on Sept. 14 ... His best punting game came against Riverside on Oct. 19 when he averaged 45.3 yards on seven punts (317 yards) with a long of 53 ... Had a season-long 69-yard punt against Mt. San Jacinto (Sept. 21) and a 63-yarder vs. Saddleback College (Nov. 9).
- **High School:** Prepped at nearby West Hills High School in Santee, Calif., earning a pair of letters ... Was a first-team all-league academic selection by the San Diego Union Tribune ... Also competed on the track and field team for the Wolf Pack.
- **Personal:** Jack Browning was born Nov. 14, 2001, in San Diego ... Son of Matthew and Lucretia Browning ... Is majoring in social science.

Browning's Career Statistics

Kicking

Season	GP	GS	FGM	FGA	Pct.	01-19	20-29	30-39	40-49	50+	Lg.	Blk.
2021	13	0	0	0	.000	0-0	0-0	0-0	0-0	0-0	0	0
2022	10	10	14	17	.824	0-0	8-8	3-4	2-3	1-2	50	0
Career	23	10	14	17	.824	0-0	8-8	3-4	2-3	1-2	50	0

Kickoffs (Onside Kicks Not Included)

Season	GP	GS	No.	Yds.	Avg.	TB	OB
2021	13	0	1	62	62.0	0	0
2022	10	9	44	2,815	64.0	25	0
Career	23	9	45	2,877	63.9	25	0

Punting

Season	GP	GS	No.	Yds.	Avg.	Net	TB	FC	I20	50+	Lg.
2021	13	0	0	0	0.0	0.0	0	0	0	0	0
2022	10	10	55	2,517	45.8	42.3	3	15	26	17	61
Career	23	10	55	2,517	45.8	42.3	3	15	26	17	61

Career Highs: Points: 11 vs. San Jose State (11/12/22), at Nevada (10/22/22); Field Goals: 3 at Nevada (10/22/22), vs. Hawai'i (10/8/22); Long Field Goal: 50 vs. Toledo (9/24/22); Punts: 10 at Boise State (9/30/22); Punt Yards: 485 at Boise State (9/30/22); Punt Avg. (min. 2 attempts): 50.2 (6-for-301) vs. UNLV (11/5/22); Net Punt Avg. (min. 2 attempts): 49.5 vs. UNLV (11/5/22); Punt Long: 61 vs. UNLV (11/5/22); Punt Fair Catches: 3 vs. UNLV (11/5/22), vs. Toledo (9/24/22); Punts Inside 20: 6 vs. Toledo (9/24/22), vs. Idaho State (9/10/22); Kickoffs: 8 vs. San Jose State (11/12/22); Touchbacks (KO): 6 vs. Idaho State (9/10/22); Kickoff Avg. (More than 1 att.): 65.7 vs. Idaho State (9/10/22); Carries: 1 at Fresno State (10/29/22), vs. Idaho State (9/10/22), at Hawai'i (11/6/21); Rushing Yards: 33 at Fresno State (10/29/22); Rushing Touchdowns: 1 at Hawai'i (11/6/21); Long Rush: 33 at Fresno State (10/29/22).

2022 Highs: Points: 11 vs. San Jose State (11/12/22), at Nevada (10/22/22); Field Goals: 3 at Nevada (10/22/22), vs. Hawai'i (10/8/22); Long Field Goal: 50 vs. Toledo (9/24/22); Punts: 10 at Boise State (9/30/22); Punt Yards: 485 at Boise State (9/30/22); Punt Avg. (min. 2 attempts): 50.2 (6-for-301) vs. UNLV (11/5/22); Net Punt Avg. (min. 2 attempts): 49.5 vs. UNLV (11/5/22); Punt Long: 61 vs. UNLV (11/5/22); Punt Fair Catches: 3 vs. UNLV (11/5/22), vs. Toledo (9/24/22); Punts Inside 20: 6 vs. Toledo (9/24/22), vs. Idaho State (9/10/22); Kickoffs: 8 vs. San Jose State (11/12/22); Touchbacks (KO): 6 vs. Idaho State (9/10/22); Kickoff Avg. (More than 1 att.): 65.7 vs. Idaho State (9/10/22); Carries: 1 at Fresno State (10/29/22), vs. Idaho State (9/10/22); Rushing Yards: 33 at Fresno State (10/29/22); Long Rush: 33 at Fresno State (10/29/22).

Browning's Career Game-by-Game

Kicking

Date	Opponent	GP	GS	PATs		FGs			Blkd.
				Md.	Att.	Md.	Att.	Long	
S.3.22	Arizona	1	*	2	2	2	2	44	0
S.10.22	Idaho State	1	*	5	5	1	1	20	0
S.17.22	at No. 14/15 Utah	1	*	1	1	0	0	0	0
S.24.22	Toledo	1	*	2	2	1	1	50	0
S.30.22	at Boise State*	1	*	1	1	2	2	25	0
O.8.22	Hawai'i*	1	*	1	1	3	4	45	0
O.22.22	at Nevada*	1	*	2	2	3	3	30	0
O.29.22	at Fresno State*	1	*	4	4	0	0	0	0
N.5.22	UNLV*	1	*	2	2	0	2	0	0
N.12.22	San Jose State*	1	*	5	5	2	2	31	0

Punting

Date	Opponent	GP	GS	No.	Yds.	Avg.	Net	TB	FC	I20	Lg
S.3.22	Arizona	1	*	4	167	41.8	36.0	0	0	1	57
S.10.22	Idaho State	1	*	6	285	47.5	47.5	0	1	6	59
S.17.22	at No. 14/15 Utah	1	*	8	365	45.6	37.0	0	1	3	55
S.24.22	Toledo	1	*	9	364	40.4	37.8	0	3	6	56
S.30.22	at Boise State*	1	*	10	485	48.5	45.5	1	2	2	55
O.8.22	Hawai'i*	1	*	5	224	44.8	44.8	0	2	3	53
O.22.22	at Nevada*	1	*	5	237	47.4	39.4	2	1	0	59

Punting

Date	Opponent	GP	GS	No.	Yds.	Avg.	Net	TB	FC	I20	Lg
O.29.22	at Fresno State*	1	*	1	55	55.0	55.0	0	1	0	55
N.5.22	UNLV*	1	*	6	301	50.2	49.5	0	3	3	61
N.12.22	San Jose State*	1	*	2	76	38.0	38.0	0	1	2	39

Kickoffs

Date	Opponent	GP	GS	No.	Yds.	Avg.	TB	OB
S.25.21	Towson	1		1	62	62.0	0	0
S.3.22	Arizona	1	*	3	325	65.0	4	0
S.10.22	Idaho State	1	*	7	460	65.7	6	0
S.17.22	at No. 14/15 Utah	1	*	1	65	65.0	1	0
S.24.22	Toledo	1	*	4	257	64.3	2	0
S.30.22	at Boise State*	1	*	4	259	64.8	3	0
O.8.22	Hawai'i*	1	*	5	304	60.8	0	0
O.22.22	at Nevada*	1	*	6	384	64.0	3	0
O.29.22	at Fresno State*	1	*	4	257	64.2	3	0
N.5.22	UNLV*	1		0	0	0.0	0	0
N.12.22	San Jose State*	1	*	8	504	63.0	3	0

*Bold indicates season high. * - Mountain West game. GS - in this category indicates the player was on the field the first time San Diego State was in the field goal or kickoff formation.*

#5 BRAXTON BURMEISTER

Quarterback • Senior • 6-1 • 205 • La Jolla, Calif. • Virginia Tech

- **At San Diego State:** Joined the program in the spring of 2022 after stints at Virginia Tech (2019-21) and Oregon (2017-18) ... Possesses a strong throwing arm ... Can get out of the pocket and make things happen with his legs ... Has started 26 times and appeared in 36 games over his career ... Entered the 2022 season as the projecting starting quarterback, but is now the backup ... Also has seen some time as a receiver.
- **2022 (Senior):** Has been named to the The Johnny Unitas Golden Arm Award ... Has also been named the Mountain West Newcomer of the Year by Lindy's Sports ... Also has been chosen as a preseason all-MW fourth-team selection by Phil Steele Magazine ... Is rated as "SDSU's No. 6 player" by Athlon Sports and a "SDSU player to watch" by Lindy's Sports ... Has completed 36 of 72 passes (50.0 pct.) for 263 yards and two touchdowns, along with three interceptions (one that bounced off the hands of an Aztec receiver) ... Has an 81.52 pass efficiency rating ... Also has rushed 39 times for 183 yards (4.7 avg.) with a 47-yard touchdown ... If you take away the six times he has been sacked this year (for 34 yards), he has rushed 32 times for 214 yards (6.7 avg.) and a touchdown ... Among quarterbacks, he seventh in the MW with 180 rushing yards ... Also has a 19-yard catch ... **vs. Arizona (Sept. 3)** ... Threw for 51 yards and a touchdown in his first start as an Aztec against Arizona on Sept. 3 ... Was 5-for-10, throwing an interception which bounced off the hands of an Aztec receiver ... Also rushed 10 times for 20 yards (2.0 avg.) with a long run of 11 yards ... **vs. Idaho State (Sept. 10)** ... Threw for 108 yards and a touchdown in his second start as an Aztec ... The touchdown pass was his third as an Aztec and 21st of his career ... Also ran eight times for 80 yards, including a 47-yard touchdown ... It was his longest touchdown run of his career and second-longest run of his career ... Now has one rushing touchdown this season and eight for his career ... **at No. 14/15 Utah (Sept. 17)** ... Started again at No. 14/15 Utah on Sept. 17, where he completed 1 of 4 passes for six yards before exiting with an eye injury ... Also rushed two times for five yards (2.5 avg.) with a long run of seven yards ... Ended up playing just 11 snaps before the injury ... **vs. Toledo (Sept. 24)** ... Returned healthy against Toledo on Sept. 24, completing 13 of 24 passes for 65 yards ... Was better in the running game, totaling 44 yards on eight carries (5.5 avg.) with a long run of 18 yards ... Came on in SDSU's game-winning drive, going 3-for-4 for 25 yards and running three times for 46 yards (15.3 avg.) ... **at Boise State (Sept. 30)** ... Was 2-for-8 for 33 yards with one interception at Boise State on Sept. 30, while adding 39 yards on the ground on 10 carries (3.9 avg.) ... Exited the game early and did not return ... **vs. Hawai'i (Oct. 8)** ... Did not dress for the Hawai'i game on Oct. 8 ... **at Nevada (Oct. 22)** ... Played five offensive snaps as a wide receiver at Nevada on Oct. 22 ... Made a 19-yard catch in a key third-and-7 situation in the second quarter ... **at Fresno State (Oct. 29)** ... Did not play at Fresno State on Oct. 29 ... **vs. UNLV (Nov. 5)** ... Came on for one snap for a Hail Mary attempt at the end of the first half against UNLV on Nov. 5, but was sacked for a 5-yard loss ... **vs. San Jose State (Nov. 12)** ... Did not dress against San Jose State because of an illness.
- **At Virginia Tech (2019-21):** Went 9-7 in his two years at Virginia Tech, completing 190 of

his 339 passes (56.0 pct.) for 2,647 yards and 16 touchdowns against just five interceptions ... Also rushed for 690 yards and four touchdowns ... Was particularly effective last season where he was 142-for-255 (55.7 pct.) for 1,960 yards and 14 touchdowns with just four interceptions, while rushing 116 times for 508 yards (4.4 avg.) and two scores ... Most of his career highs came last year at Virginia Tech, including 254 yards and two touchdowns in a 26-17 win over Georgia Tech (Oct. 30), three touchdown passes on just 15 attempts (for 215 yards) in a 48-17 win over Duke (Nov. 13) and 115 rushing yards in a 29-24 win over Virginia (Nov. 27) ... Rushed for 238 yards over his final three games (79.3 avg.) ... Sat out the 2019 season at Virginia Tech because of NCAA transfer rules.

- **At Oregon (2017-18):** Played in four games as a sophomore at Oregon in 2018, completing 5 of 10 passes and rushing for 29 yards ... Made five starts and played in seven games as a true freshman in 2017, completing 44 of 77 passes (57.1 pct.) for 330 yards and two touchdowns (and six interceptions).
- **High School:** Prepped at La Jolla Country Day in nearby La Jolla, where he was a first-team Parade All-American and "Rising Star" following his senior season ... Also was named one of the top 100 recruits on the West Coast by the Tacoma News Tribune ... Set CIF San Diego Section career records in total yards (14,972), passing yards (11,512), passing touchdowns (127) and pass completions (853) in four varsity seasons ... Also was selected first-team All-CIF San Diego Section ... Threw for 4,461 yards and 53 touchdowns with just eight interceptions as a senior in 2016, while also rushing for 1,470 yards and 27 touchdowns ... Led La Jolla Country Day to a CIF Division 5-A runner-up finish ... Passed for 2,771 yards and 31 touchdowns as a junior, while rushing for 868 yards and 20 touchdowns ... Threw for 3,112 yards and 30 touchdowns as a sophomore in 2014, and added 553 yards and 13 touchdowns on the ground ... Was a four-star recruit by Rivals out of high school, and a three-star recruit by 247sports and ESPN ... Rivals ranked him as the seventh-best dual-threat quarterback in the 2017 class and 27th overall recruit in California ... Finished as a four-star and the No. 10 dual-threat QB in the 247Sports composite rating ... ESPN ranked him the No. 18 dual-threat QB and No. 46 in California.
- **Personal:** Son of Dan Burmeister and Angela Lily-Burmeister ... Father, Dan, played safety at North Carolina from 1983-86 ... Was coached and mentored by former Cincinnati Bengals QB Akili Smith (D1-1999) since the fourth grade ... Has degrees in sociology, and sports media and analytics.

Burmeister's Career Statistics

\$ - at Oregon; ^ at Virginia Tech

Season	Passing							Rushing				
	GP	GS	Cmp.	Att.	Pct.	Int.	TD	Yds.	Rtg.	Att.	Yds.	TD
2017S	7	5	44	77	57.1	6	2	330	86.13	64	102	3
2018S	4	0	5	10	50.0	0	0	43	86.12	7	29	0
2020^	6	4	48	84	57.1	1	2	687	131.32	46	182	2
2021^	12	12	142	255	55.7	4	14	1,960	135.23	117	521	2
2022	7	5	36	72	50.0	3	2	263	81.52	39	183	1
Career	36	26	275	498	55.2	14	20	3,283	118.23	273	1,017	8

Receiving

Season	GP	GS	Rec.	Yds.	Avg.	Long	TD
2022	7	1	1	19	19.0	19	0
Career	7	1	1	19	19.0	19	0

Career Highs: Completions: 19 at West Virginia (9/18/21); Attempts: 32 vs. Pittsburgh (10/16/21); Passing Yards: 254 at Georgia Tech (10/30/21); Passing Touchdowns: 3 vs. Duke (11/13/21); Long Pass: 69 at Georgia Tech (10/30/21); Completion Pct. (min. 12 att.): 83.3 (10-for-12) vs. No. 4/4 Clemson (12/5/20); Efficiency Rating (min. 12 att.): 233.07 vs. Duke (11/13/21); Carries: 16 at West Virginia (9/18/21), at UCLA (10/21/17); Rushing Yards: 115 at Virginia (11/27/21); Rushing Touchdowns: 2 at Duke (10/3/20), at UCLA (10/21/17); Long Rush: 71 at Virginia (11/27/21); Receptions: 1 at Nevada (10/22/22); Receiving Yards: 19 at Nevada (10/22/22); Long Reception: 19 at Nevada (10/22/22).

2022 Highs: Completions: 15 vs. Idaho State (9/10/22); Attempts: 26 vs. Idaho State (9/10/22); Passing Yards: 108 vs. Idaho State (9/10/22); Passing Touchdowns: 1 vs. Idaho State (9/10/22), vs. Arizona (9/3/22); Long Pass: 16 vs. Toledo (9/24/22), vs. Idaho State (9/10/22); Completion Pct. (min. 12 att.): 57.7 (15-for-26) vs. Idaho State (9/10/22); Efficiency Rating (min. 12 att.): 105.28 vs. Idaho State (9/10/22); Carries: 10 at Boise State (9/30/22), vs. Arizona (9/3/22); Rushing Yards: 80 vs. Idaho State (9/10/22); Rushing Touchdowns: 1 vs. Idaho State (9/10/22); Long Rush: 47 vs. Idaho State (9/10/22); Receptions: 1 at Nevada (10/22/22); Receiving Yards: 19 at Nevada (10/22/22); Long Reception: 19 at Nevada (10/22/22).

Burmeister's Career Game-by-Game (Games Played Only)

Passing

Date	Opponent	GP	GS	Cmp.	Att.	Pct.	Int.	TD	Yds.	Rtg.
S.30.17	CaliforniaS	1	0	1	1	100.0	0	0	4	133.60
0.7.17	No. 11/11 Washington StateS	1	1	15	27	55.6	2	1	145	98.07
0.14.17	at No. 23/25 StanfordS	1	1	3	8	37.5	2	0	23	11.65
0.21.17	at UCLAS	1	1	8	15	53.3	1	0	74	81.44
0.28.17	UtahS	1	1	9	12	75.0	0	1	47	135.40
N.4.17	at No. 12/12 WashingtonS	1	1	7	13	53.8	1	0	31	58.49
N.25.17	Oregon StateS	1	0	1	1	100.0	0	0	6	150.40
S.1.18	Bowling Green	1	0	1	5	20.0	0	0	11	38.48
S.8.18	Portland State	1	0	3	3	100.0	0	0	16	144.80
N.3.18	UCLAS	1	0	0	0	0.0	0	0	0	0.00
N.23.18	at Oregon StateS	1	0	1	2	50.0	0	0	16	117.20
S.16.20	North Carolina State^	1	1	7	11	63.6	0	0	106	144.58
0.3.20	at Duke^	1	1	9	24	37.5	1	1	163	99.97
0.10.20	at No. 8/9 North Carolina^	1	1	7	15	46.7	0	0	79	90.91
0.31.20	at Louisville^	1	0	0	0	0.0	0	0	0	0.00
N.7.20	Liberty	1	0	0	0	0.0	0	0	0	0.00
D.5.20	No. 4/4 Clemson^	1	0	10	12	83.3	0	0	127	172.23
D.12.20	Virginia^	1	1	15	22	68.2	0	1	212	164.13
S.3.21	No. 10/9 North Carolina^	1	1	12	19	63.2	1	1	169	144.72
S.11.21	Middle Tennessee	1	1	14	24	58.3	0	1	142	121.78
S.18.21	at West Virginia	1	1	19	31	61.3	0	2	223	143.01
S.25.21	Richmond	1	1	17	27	63.0	0	1	212	141.14
0.9.21	No. 14/13 Notre Dame	1	1	15	30	50.0	1	0	184	94.85
0.16.21	Pittsburgh^	1	1	11	32	34.4	1	1	134	73.61
0.23.21	Syracuse^	1	1	10	20	50.0	0	1	177	140.84
0.30.21	at Georgia Tech^	1	1	15	25	60.0	0	2	254	171.74
N.5.21	at Boston College^	1	1	0	1	0.0	0	0	0	0.00
N.13.21	Duke^	1	1	9	15	60.0	1	3	215	233.07
N.20.21	at Miami^	1	1	14	17	82.4	0	1	109	155.62
N.27.21	at Virginia^	1	1	6	14	42.9	0	1	141	151.03
S.3.22	Arizona	1	1	5	10	50.0	1	1	51	105.84
S.10.22	Idaho State	1	1	15	26	57.7	0	1	16	105.28
S.17.22	at No. 14/15 Utah	1	1	1	4	25.0	0	0	6	37.60
S.24.22	Toledo	1	1	13	24	54.2	1	0	65	68.58
S.30.22	at Boise State*	1	1	2	8	25.0	1	0	33	34.65
0.22.22	at Nevada*	1	0	0	0	0.0	0	0	0	0.00
N.5.22	UNLV*	1	0	0	0	0.0	0	0	0	0.00

Receiving

Date	Opponent	GP	GS	No.	Yds.	Avg.	Lg.	TD	TD Lengths
0.22.22	at Nevada*	1	0	1	19	19.0	19	0	

Bold indicates season high. S - Pac-12 game. ^ - ACC game* - Mountain West game.

#15 JORDAN BYRD

Running Back • ^Senior • 5-9 • 170 • Albuquerque, N.M. • Manzano HS

- **At San Diego State:** Speedster with an incredible first step ... Impressed in 2018 fall camp as a true freshman and was on the travel squad for the whole season ... Saw more time as the 2018 season wore on ... Was a regular contributor in the backfield during the 2019 season and again in 2020 ... Enters the weekend as the co-starting 'T' and 'F' running back ... Also is slated to start at kick returner and punt returner ... **Rank second in program history in kick return average (25.7), a tie for second in kick return touchdowns (3), third in kick return yards (1,848), tied for third in punt returns (63), fourth in kick returns (72), eighth in punt return yards (447) and 11th in all-purpose yards (3,832) ... Also ranks 25th with 1,327 rushing yards ... Ranks third among active FBS players in kick return average (25.7, min. 50 KR).**
- **2022 (^Senior):** Has racked up numerous preseason accolades, including being named to the Paul Hornung Award Watch List for the most versatile player for a third straight season ... Also was named the Mountain West Special Teams Player of the Year by the league's media ... Also has been named a preseason first-team all-MW pick at both kick returner and punt returner by the league media ... Also has been named a preseason all-league selection as an all-purpose player by Lindy's Sports, and at both kick returner and punt returner by both Phil Steele Mag-

azine and Athlon Sports ... Labeled as a "special teams demon" by Lindy's Sports and "SDSU's No. 9 player" by Athlon Sports ... Has started seven times on offense ... Is off to another good start, rushing 76 times for a team-high 364 yards (4.8 avg.) with three touchdowns and a long of 53 yards ... Also has six catches for 51 yards (8.5 avg.) with a touchdown ... Has returned 15 kickoffs for 399 yards (26.6 avg.) with a 95-yard touchdown ... Also has returned 13 punts for 120 yards (9.2 avg.) and a 66-yard touchdown ... Is the first FBS player with at least one rushing touchdown, receiving touchdown, kick return touchdown and punt return touchdown in the same season since Temple's Isaiah Wright in 2018 and just the second Aztec since at least 1996 (Rashaad Penny in 2017). No other Mountain West player has accomplished the feat (league started in 1999) ... Leads the Mountain West in punt return average (9.23, 22nd in FBS), and is tied for first in kick return touchdowns (1, T-1st in FBS) and punt return touchdowns (1, T-5th in FBS), second in kick return average (26.60, 11th in FBS) and combined kick/punt return yards (519, 12th in FBS), third in kick return yards (399, T-22nd in FBS) and punt return yards (120, 37th in FBS), fourth in total kick returns (15, T-28th in FBS), seventh in all-purpose yards (934), eighth in all-purpose yards per game (93.40) and 10th in all-purpose yards per play (8.49) ... **vs. Arizona (Sept. 3)** ... Rushed three times for 22 yards (7.3 avg.) with a long run of 10 yards across 16 snaps ... Also returned three kickoffs for 64 yards (21.3 avg.) with a long of 29 yards and a punt for 22 yards ... **vs. Idaho State (Sept. 10)** ... Had a quality game against Idaho State on Sept. 10, starting at running back for the first time of the season ... Recorded his first career punt return for a touchdown in the first quarter with a career-long 66-yard return ... It was his first overall touchdown of the season ... Later added a 53-yard rushing touchdown ... Finished with 169 all-purpose yards, including 58 on the ground on four carries (14.5 avg.), 75 on three punt returns and a 36-yard kick return ... **at No. 14/15 Utah (Sept. 17)** ... Had another good all-around game off the bench at No. 14/15 Utah on Sept. 17, running six times for 29 yards (4.8 avg.) with a long run of 18 yards ... Also returned a kick for 23 yards and a punt for seven yards ... **vs. Toledo (Sept. 24)** ... Rushed 16 times for 115 yards (7.2 avg.) with two touchdowns, including a long of 42 yards, in a start against Toledo on Sept. 24 ... Broke 100 yards rushing for the third time of his career and first time since the 2019 New Mexico Bowl (Dec. 21) against Central Michigan when he had a career-high 139 yards ... Scored his second and third rushing touchdowns of the season (11th and 12th of his career) ... It was his second multi-touchdown game of the season and third career multi-touchdown game ... Also returned two kicks for 45 yards (22.5 avg.) and a punt for three yards ... Finished with 163 all-purpose yards ... Was named to the Hornung Award Honor Roll ... Was named the team's offensive player of the game ... **at Boise State (Sept. 30)** ... Started for the second straight game and third time of his career at Boise State on Sept. 30, running 13 times for 61 yards (4.7 avg.) and adding a 7-yard catch ... Also returned a kick for 20 yards and a punt (for a minus-yard) ... **vs. Hawai'i (Oct. 8)** ... Earned the start at running back vs. Hawai'i on Oct. 8, carrying 10 times for 22 yards (2.2 avg.) and caught a 15-yard touchdown pass ... It was his first career receiving touchdown ... Also returned a punt for 10 yards and recorded two tackles on special teams ... **at Nevada (Oct. 22)** ... Started again at Nevada on Oct. 22, rushing 10 times for 30 yards (3.0 avg.) with a long run of nine yards ... Also returned two kickoffs for 56 yards (28.0 avg.) with a long return of 33 yards ... **at Fresno State (Oct. 29)** ... Earned another start at Fresno State on Oct. 29, where he rushed six times for eight yards (1.3 avg.), while adding two receptions for seven yards (3.5 avg.) ... Played 13 offensive snaps overall ... Also returned three kickoffs for 43 yards (14.3 avg.) and two punts for negative 2 yards (-1.0 avg.) ... **vs. UNLV (Nov. 5)** ... Started for a seventh time of the season vs. UNLV on Nov. 5, rushing five times for 18 yards (3.6 avg.) in 19 snaps ... Also returned three punts for six yards (2.0 avg.) with a long of nine yards ... **vs. San Jose State (Nov. 12)** ... Returned a pair of kicks for 112 yards, including a 95-yard touchdown against San Jose State on Nov. 12 ... Had his first kickoff return touchdown of the season and third of his career ... The three career kickoff return touchdowns are tied for the second most in program history (Juwan Washington and Colin Lockett), only trailing Rashaad Penny's seven ... Now has six overall touchdowns this season (3 rush, 1 receiving, 1 KR, 1 PR) and 17 for his career (12 rush, 1 receiving, 3 KR, 1 PR) ... Also carried three times for one yard and caught a pair of passes for 22 yards (11.0 avg.) with a long of 16 yards ... Was named the team's special teams player of the game.

- **2021 (Senior):** Was named a first-team all-Mountain West kick returner selection by the league's coaches and media ... Joined Rashaad Penny (2015-17) as the only Aztecs to make an all-MW first team in league history ... Also was named to the Pro Football Focus Mountain West Team of the Year as a kick returner (first team) and a punt returner (honorable mention) ... Was named to the Paul Hornung Award Watch List for the most versatile player for a second straight season ... Also was a preseason second-team all-Mountain West selection as a kick returner by both Phil Steele Magazine and Athlon Sports ... Also was an honorable-mention selection by Pro Football Focus ... Started all 14 games at kick returner and punt returner, and

twice at running back ... Rushed 37 times for 246 yards (6.6 avg.) with three touchdowns and a long of 55 yards, while making 13 catches for 76 yards (5.8 avg.) with a long of 20 yards ... Also returned 27 punts for 193 yards (7.1 avg.), while returning 22 kickoffs for 601 yards (27.3 avg.) with a 100-yard kick return touchdown ... Led the Mountain West in total punt returns (27, 4th in FBS), combined kick return yards (794, 6th in FBS), kick return average (27.3, 15th in FBS), punt return yards (193, 18th in FBS) and punt return average (7.1, 30th in FBS), tied for first in kick return touchdowns (1, T-13th in FBS), and third in kick return yards (601, 18th in FBS) and total kick returns (22, T-24th in FBS) ... Started the opener vs. New Mexico State on Sept. 4 along with Greg Bell at running back ... Only carried the ball three times, but took his first snap 43 yards for a touchdown for SDSU's final points of the game ... It was his first rushing touchdown of the season and seventh of his career ... Also had an 18-yard catch and two punt returns for nine yards (4.5 avg.) ... Played eight snaps on offense ... Came off the bench at Arizona on Sept. 11, carrying twice for 19 yards (9.5 avg.) with a long of 17 yards ... Also had two catches for five yards (2.5 avg.) and returned five punts for 26 yards (6.5 avg.) ... Ended up playing nine snaps on offense ... Had two kick returns for 126 yards (63.0 avg.), including a 100-yard touchdown against Utah on Sept. 18 ... Became the fifth Aztec in program history with a 100-yard kickoff return (has happened eight times overall) and first since Rashaad Penny against Nevada on Nov. 18, 2017 ... His 63.0 kick return average was the ninth highest in a FBS game in 2021 (min. 2 KR) and the fourth highest by an Aztec since at least 1996 (min. 2 KR) ... Now has two of the four-highest kick return averages in a game by an Aztec since at least 1996 (74.0 vs. Colorado State on Dec. 5, 2020 (No. 1) and 63.0 vs. Utah on Sept. 18, 2021 (No. 4)) ... Was one of only 19 FBS players with a 100-yard kick return for a touchdown in 2021 ... It was his second career kickoff return touchdown ... Also returned three punts for 11 yards (3.7 avg.) and caught a 4-yard pass ... Played four offensive snaps ... Was named the team's special teams player of the game ... Had a solid game against Towson on Sept. 25, rushing seven times for 75 yards (10.7 avg.) with two touchdowns, while returning three punts for a career-high 31 yards (10.3 avg.) ... Had his most rushing yards in a game since having 139 against Central Michigan in the 2019 New Mexico Bowl ... Had two rushing touchdowns for the second time of his career (also Sept. 14, 2019 at New Mexico State) ... The two touchdowns also matched a career high (same NMSU game) ... Now has three rushing touchdowns this season and nine for his career ... Also has four overall touchdowns on the season and 11 for his career ... Played 14 snaps off the bench against New Mexico on Oct. 9, rushing three times for two yards (0.7 avg.) and adding two receptions for two yards (1.0 avg.) ... Was more effective in the kicking game with two kick returns for 49 yards (24.5 avg.) with a long of 33 yards, and two punt returns for three yards (1.5 avg.) ... Was on the offensive side of the ball for just 11 snaps at San José State on Oct. 15, rushing three times for 12 yards (4.0 avg.) with a long of 12 yards ... Also returned three kickoffs for 69 yards (23.0 avg.) with a long of 26 yards, and two punts for four yards (2.0 avg.) ... Made the most of his 12 offensive snaps at Air Force on Oct. 23, rushing six times for 32 yards (5.3 avg.) with a long of eight yards ... Also had a 20-yard catch, the longest of the game for San Diego State ... Returned two kickoffs for 46 yards (23.0 avg.) ... Was named one of SDSU's offensive players of the week ... Ran two times for six yards (3.0) in 10 offensive snaps against Fresno State on Oct. 30, while adding a 7-yard catch ... Also excelled in the kick return game with two returns for 74 yards (37.0 avg.) with a long of 40 yards ... Played 10 snaps off the bench at Hawai'i on Nov. 6, rushing four times for three yards (0.8 avg.) with a long of seven yards ... Also returned three kickoffs for 76 yards (25.3 avg.) with a 50-yarder to open the game ... Had a 2-yard catch in four offensive snaps against Nevada on Nov. 13, while excelling in the return game ... Had three punt returns for 34 yards (11.3 avg.) with a career long of 19, while adding two kick returns for 45 yards (22.5 avg.) and a long of 23 ... Was named one of SDSU's special teams players of the week ... Carried four times for 47 yards (11.8 avg.) with a long run of 47 yards at UNLV on Nov. 19 in just six offensive snaps ... Also caught an 8-yard pass and returned a punt for 10 yards ... Played eight offensive snaps against Boise State on Nov. 26, rushing once for two yards and catching an 11-yard pass ... Also returned three punts for 38 yards (12.7 avg.) and a 14-yard kick return ... The 38 punt return yards were a career high ... Was chosen as one of SDSU's special teams players of the game ... Earned the start (SDSU played two running backs) against Utah State in the Mountain West Championship on Dec. 4, where he had 1-yard rush and a 2-yard catch in five offensive snaps ... Also returned three punts for 26 yards (8.7 avg.) with a long of 14 yards and three kickoffs for 59 yards (19.7 avg.) with a long of 27 yards ... Had one rushing attempt and one catch in five snaps in the Tropical Smoothie Frisco Bowl vs. No. 24/25 UTSA on Dec. 21, both for negative yards ... Also returned two kickoffs for 43 yards (21.5 avg.) with a long of 24 yards, while returning one punt for one yard.

- **2020 (Junior):** Earned second-team all-Mountain West honors as a kick returner by the league's coaches and media ... Was also on the Hornung Award Watch List for the most versatile

player ... Was a preseason third-team all-Mountain West selection at kick returner by Athlon Sports and Phil Steele Magazine ... Started three games at running back, all eight at kick returner and three at punt returner ... Rushed for 225 yards on 35 carries (6.4 avg.) with two touchdowns ... Also had seven catches for 12 yards (1.7 avg.) ... In the return game, returned 12 kicks for 383 yards (31.9 avg.) with a 93-yard touchdown and seven punts for 34 yards (4.9 avg.) ... Led the Mountain West in kick return average (31.92, 7th in FBS), and tied for second in kickoff return touchdowns (1, T-5th in FBS) and ranked third in combined kick return yards (417, 22nd in FBS) ... Started the opener against UNLV on Oct. 24 at running back, kick returner and punt returner ... Ran for 40 yards on just three carries (13.3 avg.) with a long of 32 yards, while adding two catches for 13 yards (6.5 avg.) ... Also excelled in the return game with two kick returns for 51 yards (25.5 avg.) and four punt returns for 27 yards (6.8 avg.) ... Ran for a 73-yard touchdown in a start at Utah State on Oct. 31 ... The 73-yard rush was a career long and longest by an Aztec since Rashaad Penny's 81-yard touchdown run against Army West Point in the 2017 Armed Forces Bowl (Dec. 23) ... Also returned two punts for seven yards (3.5 avg.) ... Ran twice for three yards (1.5 avg.) and caught a 2-yard pass off the bench vs. San José State on Nov. 6 ... Also returned three kickoffs for 68 yards (22.7 avg.) and a punt for zero yards ... Ran seven times for 61 yards (8.7 avg.) off the bench against Hawai'i on Nov. 14, including a 51-yard touchdown ... Also had a 21-yard kick return and added a catch ... The touchdown was his second of the season and sixth of his career ... Ran six times for six yards (1.0 avg.) in a reserve role at Nevada on Nov. 21 with a long of four yards ... Also returned two kickoffs for 50 yards (25.0 avg.) with a long of 34 yards ... Earned the start at Colorado on Nov. 28, rushing four times for six yards (1.5 avg.) and adding a 1-yard catch ... Also had a 22-yard kick return ... Was named the Mountain West Special Teams Player of the Week on Dec. 7 for his play at Colorado State on Dec. 5 when he returned two kickoffs for a career-high 148 yards (74.0 avg.), including a 93-yard touchdown ... It was SDSU's first kickoff return TD since Kaegun Williams had one at San José State on Oct. 19, 2019 ... The 74.0 kickoff return average was the highest by an Aztec in a game since at least 1996 (min. 2 returns), the second highest in Mountain West history and the second highest in a FBS game this season ... Additionally, the 148 kickoff return yards were the most by an Aztec since Davion Mauldin totaled 151 yards on Nov. 7, 2009 vs. TCU and the ninth most in program history ... Along with a 90-yard punt return TD by BJ Busbee in the second quarter, San Diego State became the first team with a kickoff return and punt return in the same quarter since Tennessee on Oct. 31, 2015 (third quarter at Kentucky) ... Also rushed 10 times in the game for 33 yards and made a catch ... Ran twice for three yards at No. 14/16 Brigham Young on Dec. 12 and had a 23-yard kick return.

- **2019 (Sophomore):** Played in 12 of the team's 13 games on the season, starting six times at running back, five times at punt returner and nine times as the kick returner ... Rushed 78 times for 355 yards (4.6 avg.) with three touchdowns and a long of 56 yards ... Also had 16 catches for 64 yards (4.0 avg.) with a long grab of 20 yards ... Has also returned 12 punts for 93 yards (7.8 avg.) with a long of 17 yards and 15 kickoffs for 319 yards (21.3 avg.) with a long of 34 yards ... Ranked fifth in the Mountain West in total kick/punt return yards (412, 60th in FBS) ... Led SDSU in all-purpose yards (831), all-purpose yards per game (69.2), punt return yards (93), punt return average (7.8) and kick return yards (319) ... Had a good opener with Weber State, rushing for 50 yards on just five carries (10.0 avg.) with a long of 23 yards, and returning four punts for 25 yards (6.3 avg.) ... The four punt returns, 25 punt return yards and long return of eight yards were each career highs ... Started at running back for the first time of his career at UCLA, rushing a career-high 10 times for 19 yards (1.9 avg.) with a long of six yards, while adding at career-high four receptions for a career-best 32 yards and a career long of 20 yards ... Also logged a career-long 17-yard punt return ... Had a career day at New Mexico State, rushing 22 times for 118 yards (5.4 avg.) and two touchdowns ... Became the 78th different 100-yard rusher in program history ... Was named to the Pro Football Focus Mountain West Team of the Week for the first time of his career ... Set career highs in attempts (22), yards (118) and touchdowns (two) ... His first touchdown was a 1-yard run that put SDSU up, 14-0, in the second quarter while his second from seven yards out gave the Aztecs a 24-0 lead in the third quarter ... Ran for 118 yards after entering the game with 206 yards for his career and doubled his previous touchdown total (1) ... Also added three receptions for six yards and a 4-yard punt return ... Started for a third straight game vs. Utah State, but was hampered by an early ankle injury ... Still made the most of 17 offensive snaps, rushing 10 times for 20 yards (2.0 avg.), while returning three kicks for 50 yards (16.7 avg.) with a long of 22 yards ... Earned the start at Colorado State, carrying nine times for zero yards in 18 snaps ... Returned a kickoff for a career-long 33 yards and returned two punts for 15 yards (7.5 avg.) with a long of 12 yards ... Also had a catch that went for a 5-yard loss. ... Only played six offensive snaps vs. Wyoming, rushing once for zero yards ... Still returned three kicks for 63 yards (21.0 avg.) with a long of 22 yards and three punts for 21 yards (7.0 avg.)

with a long of nine yards ... Only got four snaps at San José State after suffering a hamstring injury, carrying twice for six yards (3.0 avg.) and adding a 6-yard catch ... Also saw some time on special teams before the injury, returning a kickoff 26 yards and a punt 11 yards ... Did not play at UNLV because of the hamstring injury ... Was only on the field for one offensive snap against Nevada, making a 2-yard catch ... Also returned two kickoffs for 50 yards (25.0 avg.) with a long of 28 yards ... Had a 2-yard rush in a pair of offensive snaps vs. Fresno State, while returning two kickoffs for 26 yards (13.0 avg.) with a long of 20 yards ... Earned the start at Hawai'i, carrying the ball once for one yard and adding a catch for zero yards in seven snaps ... Had three catches for 10 yards (3.3 avg.) with a long of six in five offensive snaps against Brigham Young, while returning one kick for 18 yards ... Had a monster game in front of his hometown against Central Michigan in the New Mexico Bowl, rushing for a career-high 139 yards on 17 carries (8.2 avg.) and a touchdown, while adding two catches for 13 yards (6.5 avg.) and two kick returns for 53 yards (26.5 avg.) ... Finished with a career-high 205 all-purpose yards, averaging 9.8 yards per touch en route to earning Co-Offensive Most Valuable Player honors with Jesse Matthews ... Recorded his second 100-yard game of the season and his career ... Had 139 rushing yards after entering the game with only 29 yards over his previous eight games played ... Also had a season-long 56-yard rush and a career-long 34-yard kick return ... Now has 267 rushing yards in the state of New Mexico (his home state) in three games (89.0 rypg) after recording 225 in his 20 other games played (11.3 ypg).

- **2018 (True Freshman):** Shared the team's outstanding freshman award (with CB Darren Hall) ... Played in 11 games on the season, rushing 23 times for 137 yards (6.0 avg.) with a 72-yard touchdown ... Also had a 7-yard catch, and returned eight kicks for 146 yards (18.2 avg.) with a long of 26 and returned three punts for seven yards (2.3 avg.) ... Did not play in the opener at No. 13/13 Stanford or against Sacramento State ... Came in for one snap against No. 23/25 Arizona State, rushing for 11 yards ... Was on the field for one snap vs. Eastern Michigan, but did not record a stat ... Had a breakout game at rv/No. 24 Boise State, rushing for 76 yards and a touchdown on three attempts (25.3 avg.) ... Recorded his first career touchdown on his fourth career attempt ... The 72-yard run was the longest of the season for the Aztecs ... Carried the ball a career-high six times against Air Force, but finished with a net zero yards with a long of two yards ... Also returned two kickoffs for 32 yards (16.0 avg.) with a long of 23 and returned a punt for three yards ... Ran three times for nine yards (3.0 avg.) in seven snaps vs. San José State ... Had a 1-yard run in six snaps at Nevada, while returning three kickoffs for 49 yards (16.3 avg.) with a long of 20, and returning two punts for four yards with a long of 5 ... Set career bests in kickoff returns (3), kick return yards (49), punt returns (2), punt return yards (4) and long punt return (5) ... Carried four times for 10 yards (2.5 avg.) in front of his home crowd at New Mexico ... Carried once for nine yards for a first down against UNLV and added three kickoff returns for a career-high 65 yards (21.7 avg.), including a career long of 26 yards ... Played two snaps of statless ball at Fresno State ... In nine snaps vs. Hawai'i, rushed three times for 18 yards (6.0 avg.) with a long of 16 yards, while adding his first career catch for seven yards ... Had a 3-yard rush in three snaps vs. Ohio in the DXL Frisco Bowl.
- **High School:** Was a three-year letter winner at Manzano High School in Albuquerque, N.M. ... Led the Monarchs to a state championship in 2017 and a perfect 13-0 record ... Manzano High School improved its record each of Byrd's three years, going from 7-5 in 2015, to 10-3 in 2016 to 13-0 in 2017 ... Played quarterback, running back and wide receiver at MHS, and also returned kicks and punts ... Over his three years (according to MaxPreps), was 112-for-177 (63.3 pct.) for 1,522 yards and 16 touchdowns against four interceptions, while rushing 344 times for 2,750 yards (8.0 avg.) and 37 touchdowns, and adding 41 catches for 669 yards (16.3 avg.) and four touchdowns ... Best season statistically was 2017, where he was 72-for-107 (67.4 pct.) for 1,011 yards and 10 touchdowns in the air, 1,235 yards and 21 touchdowns on the ground on 158 carries (7.8 avg.), and adding 25 catches for 381 yards (15.2 avg.) and three touchdowns ... Earned all-state and all-metro honors, and was the league MVP ... Was a three-time team MVP ... As an athlete, earned three stars from 247sports and two stars from Rivals ... Rated as the top recruit in New Mexico by 247sports ... Also competed on the track and field team, where he won four straight 100-meter state titles, three 200 championships.
- **Personal:** Jordan Lamont Byrd was born April 7, 2000, in Albuquerque, N.M. ... Son of Lamont Byrd and Nicole Bedford ... According to Rivals, also had scholarship offers from TCU, Arizona, Utah, Texas Tech, Utah State and New Mexico ... Is majoring in interdisciplinary studies.

Byrd's Career Statistics

Season	GP	GS	Rushing				Receiving						
			Att.	Yds.	TD	Lg.	No.	Yds.	Avg.	TD	Lg.		
2018	11	0	23	137	1	72	6.0	0	1	7	7.0	0	7
2019	12	6	78	355	3	56	4.6	2	16	64	4.0	0	20
2020	8	3	35	225	2	73	6.4	0	7	12	1.7	0	9
2021	14	2	37	246	3	55	6.6	0	13	76	5.8	0	20
2022	10	7	76	364	3	53	4.8	1	6	51	8.5	1	16
Career	55	18	249	1,327	12	73	5.3	3	43	210	4.9	1	20

Kick Returns

Season	GP	GS	No.	Yds.	Avg.	Long	TD	All-Purpose	
								Total Yds/Gm.	
2018	11	6	8	146	18.2	26	0	297	27.0
2019	12	9	15	319	21.3	34	0	831	69.2
2020	8	8	12	383	31.9	93	1	654	81.8
2021	14	14	22	601	27.3	100	1	1,116	79.7
2022	10	10	15	399	26.6	95	1	934	93.4
Career	55	47	72	1,848	25.7	100	3	3,832	69.7

Punt Returns

Season	GP	GS	No.	Yds.	Avg.	Long	TD
2018	11	2	3	7	2.3	5	0
2019	12	5	12	93	7.8	17	0
2020	8	3	7	34	4.9	13	0
2021	14	14	27	193	7.1	19	0
2022	10	10	13	120	9.2	66	1
Career	55	34	62	447	7.2	66	1

Total Touchdowns

Season	GP	Rush	Rec.	KR	PR	Total
2018	11	1	0	0	0	1
2019	12	3	0	0	0	3
2020	8	2	0	1	0	3
2021	14	3	0	1	0	4
2022	10	3	1	1	1	6
Career	55	12	1	3	1	17

Career Highs: Carries: 22 at New Mexico State (9/14/19); Rushing Yards: 139 vs. Central Michigan (12/21/19); Rushing Touchdowns: 2 vs. Toledo (9/26/22), vs. Towson (9/25/21), at New Mexico State (9/14/19); Long Rush: 73 at Utah State (10/31/20); Receptions: 4 at UCLA (9/7/19); Receiving Yards: 32 at UCLA (9/7/19); Receiving Touchdowns: 1 vs. Hawai'i (10/8/22); Long Reception: 20 at Air Force (10/23/21), at UCLA (9/7/19); Kick Returns: 3, 10 times; Kick Return Yards: 148 vs. Colorado State (12/5/20); Kick Return Touchdowns: 1 vs. San Jose State (11/12/22), vs. Utah (9/18/21), vs. Colorado State (12/5/20); Long Kick Return: 100 vs. Utah (9/18/21); Punt Returns: 4 at Arizona (9/11/21), vs. UNLV (10/24/20), vs. Weber State (8/31/19); Punt Return Yards: 75 vs. Idaho State (9/10/22); Punt Return Touchdowns: 1 vs. Idaho State (9/10/22); Long Punt Return: 66 vs. Idaho State (9/10/22); All-Purpose Yards: 205 vs. Central Michigan (12/21/19); Total Touchdowns: 2, four times; Tackles: 2 vs. Hawai'i (10/8/22).

2022 Highs: Carries: 16 vs. Toledo (9/24/22); Rushing Yards: 115 vs. Toledo (9/24/22); Rushing Touchdowns: 2 vs. Toledo (9/24/22); Long Rush: 53 vs. Idaho State (9/10/22); Receptions: 2 vs. San Jose State (11/12/22), at Fresno State (10/29/22); Receiving Yards: 22 vs. San Jose State (11/12/22); Receiving Touchdowns: 1 vs. Hawai'i (10/8/22); Long Reception: 16 vs. San Jose State (11/12/22); Kick Returns: 3 vs. Arizona (9/3/22); Kick Return Yards: 112 vs. San Jose State (11/12/22); Kick Return Touchdowns: 1 vs. San Jose State (11/12/22); Long Kick Return: 95 vs. San Jose State (11/12/22); Punt Returns: 3 at Fresno State (10/29/22), vs. Idaho State (9/10/22); Punt Return Yards: 75 vs. Idaho State (9/10/22); Punt Return Touchdowns: 1 vs. Idaho State (9/10/22); Long Punt Return: 66 vs. Idaho State (9/10/22); All-Purpose Yards: 169 vs. Idaho State (9/10/22); Total Touchdowns: 2 vs. Toledo (9/24/22), vs. Idaho State (9/10/22); Tackles: 2 vs. Hawai'i (10/8/22).

Byrd's Career Game-by-Game

Date	Opponent	GP	GS	Rushing				Receiving				
				Att.	Yds.	Avg.	TD	No.	Yds.	TD		
A.31.18	at No. 13/13 Stanford			--- Did Not Play ---								
S.8.18	Sacramento State			--- Did Not Play ---								
S.15.18	No. 23/25 Arizona State	1	0	1	11	11.00	0	0	0	0	0	
S.22.18	Eastern Michigan	1	0	0	0	0.00	0	0	0	0		
0.6.18	at rv/No. 24 Boise State*	1	0	3	76	25.33	1	0	0	0		
0.12.18	Air Force*	1	0	6	0	0.09	0	0	0	0		
0.20.18	San José State*	1	0	3	9	3.00	0	0	0	0		
0.27.18	at Nevada*	1	0	1	1	1.00	0	0	0	0		
N.3.18	at New Mexico*	1	0	4	10	2.50	0	0	0	0		
N.10.18	UNLV*	1	0	1	9	9.00	0	0	0	0		
N.17.18	at Fresno State*	1	0	0	0	0.00	0	0	0	0		
N.24.18	Hawai'i*	1	0	3	18	6.00	0	1	7	0		
D.19.18	vs. Ohio#	1	0	1	3	3.00	0	0	0	0		
A.31.19	Weber State	1	0	5	50	10.00	0	0	0	0		
S.7.19	at UCLA	1	1	10	19	1.90	0	4	32	0		
S.14.19	at New Mexico State	1	1	22	118	5.36	2	3	6	0		
S.21.19	Utah State*	1	1	10	20	2.00	0	0	0	0		
0.5.19	at Colorado State*	1	1	9	0	0.00	0	1	-5	0		
0.12.19	Wyoming*	1	1	1	0	0.00	0	0	0	0		
0.19.19	at San José State*	1	0	2	6	3.00	0	1	6	0		
0.26.19	at UNLV*	--- Did Not Play - Injured ---										
N.9.19	Nevada*	1	0	0	0	0.00	0	1	2	0		
N.15.19	Fresno State*	1	0	1	2	2.00	0	0	0	0		
N.23.19	at Hawai'i*	1	1	1	1	1.00	0	1	0	0		
N.30.19	Brigham Young	1	0	0	0	0.00	0	3	10	0		
D.21.19	vs. Central Michigan~	1	0	17	139	8.18	1	2	13	0		
0.24.20	UNLV*	1	1	3	40	13.33	0	2	13	0		
0.31.20	at Utah State*	1	1	1	73	73.00	1	1	-2	0		
N.6.20	San José State*	1	0	2	3	1.50	0	1	2	0		
N.14.20	Hawai'i*	1	0	7	61	8.71	1	1	-1	0		
N.21.20	at Nevada*	1	0	6	6	6.00	0	0	0	0		
N.28.20	at Colorado	1	1	4	6	1.50	0	1	1	0		
D.5.20	Colorado State*	1	0	10	33	3.30	0	1	-1	0		
D.12.20	at No. 14/16 Brigham Young	1	0	2	3	1.50	0	0	0	0		
S.4.21	New Mexico State	1	1	3	48	16.00	1	1	18	0		
S.11.21	at Arizona	1	0	2	19	9.50	0	2	5	0		
S.18.21	Utah	1	0	0	0	0.00	0	1	4	0		
S.25.21	Towson	1	0	7	75	10.71	2	0	0	0		
0.9.21	New Mexico*	1	0	3	2	0.67	0	2	2	0		
0.15.21	at San Jose State*	1	0	3	12	4.00	0	0	0	0		
0.23.21	at Air Force*	1	0	6	32	5.33	0	1	20	0		
0.30.21	Fresno State*	1	0	2	6	3.00	0	1	7	0		
N.6.21	at Hawai'i*	1	0	4	3	0.75	0	0	0	0		
N.13.21	Nevada*	1	0	0	0	0.00	0	1	2	0		
N.19.21	at UNLV*	1	0	4	47	11.75	0	1	10	0		
N.26.21	Boise State*	1	0	1	2	2.00	0	1	11	0		
D.4.21	Utah State!	1	1	1	1	1.00	0	1	2	0		
D.21.21	vs. No. 24/25 UTSA%	1	0	1	-1	-1.00	0	1	-3	0		
S.3.22	Arizona	1	0	3	22	7.33	0	0	0	0		
S.10.22	Idaho State	1	1	4	58	14.50	1	0	0	0		
S.17.22	at No. 14/15 Utah	1	0	6	29	4.83	0	0	0	0		
S.24.22	Toledo	1	1	16	115	7.19	2	0	0	0		
S.30.22	at Boise State*	1	1	13	61	4.59	0	1	7	0		
0.8.22	Hawai'i*	1	1	10	22	2.20	0	1	15	1		
0.22.22	at Nevada*	1	1	10	30	3.00	0	0	0	0		
0.29.22	Fresno State*	1	1	6	8	1.33	0	2	7	0		
N.5.22	UNLV*	1	1	5	18	3.60	0	0	0	0		
N.12.22	San Jose State*	1	1	3	1	0.33	0	2	22	0		

Kick Returns

Date	Opponent	GP	GS	No.	Yds.	Avg.	Lg.	TD	TD Lengths
A.31.18	at No. 13/13 Stanford			--- Did Not Play ---					
S.8.18	Sacramento State			--- Did Not Play ---					
S.15.18	No. 23/21 Arizona State	1		0	0	0.0	0	0	
S.22.18	Eastern Michigan	1		0	0	0.0	0	0	
O.6.18	at rv/No. 24 Boise State*	1	*	0	0	0.0	0	0	
O.12.18	Air Force*	1	*	2	32	16.0	23	0	
O.20.18	San José State*	1	*	0	0	0.0	0	0	
O.27.18	at Nevada*	1	*	3	49	16.3	20	0	
N.3.18	at New Mexico*	1	*	0	0	0.0	0	0	
N.10.18	UNLV*	1	*	3	65	21.7	26	0	
N.17.18	at Fresno State*	1		0	0	0.0	0	0	
N.24.18	Hawai'i*	1		0	0	0.0	0	0	
D.19.18	vs. Ohio#	1		0	0	0.0	0	0	
A.31.19	Weber State	1		0	0	0.0	0	0	
S.7.19	at UCLA	1		0	0	0.0	0	0	
S.14.19	at New Mexico State	1	*	0	0	0.0	0	0	
S.21.19	Utah State*	1	*	3	50	16.7	22	0	
O.5.19	at Colorado State*	1	*	1	33	33.0	33	0	
O.12.19	Wyoming*	1	*	3	63	21.0	22	0	
O.19.19	at San José State*	1	*	1	26	26.0	26	0	
O.26.19	at UNLV*			--- Did Not Play - Injured ---					
N.9.19	Nevada*	1	*	2	50	25.0	28	0	
N.15.19	Fresno State*	1	*	2	26	13.0	20	0	
N.23.19	at Hawai'i*	1		0	0	0.0	0	0	
N.30.19	Brigham Young	1	*	1	18	18.0	18	0	
D.21.19	vs. Central Michigan~	1	*	2	53	26.5	34	0	
O.24.20	UNLV*	1	*	2	51	25.5	29	0	
O.31.20	at Utah State*	1	*	0	0	0.0	0	0	
N.6.20	San José State*	1	*	3	68	22.7	31	0	
N.14.20	Hawai'i	1	*	1	21	21.0	21	0	
N.21.20	at Nevada*	1	*	2	50	25.0	34	0	
N.28.20	at Colorado	1	*	1	22	22.0	22	0	
D.5.20	Colorado State*	1	*	2	148	74.0	93	1	93
D.12.20	at No. 14/16 Brigham Young	1	*	1	23	23.0	23	0	
S.4.21	New Mexico State	1	*	0	0	0.0	0	0	
S.11.21	at Arizona	1	*	0	0	0.0	0	0	
S.18.21	Utah	1	*	2	126	63.0	100	1	100
S.25.21	Towson	1	*	0	0	0.0	0	0	
O.9.21	New Mexico*	1	*	2	49	24.5	33	0	
O.15.21	at San José State*	1	*	3	69	23.0	26	0	
O.23.21	at Air Force*	1	*	2	46	23.0	23	0	
O.30.21	Fresno State*	1	*	2	74	37.0	40	0	
N.6.21	at Hawai'i*	1	*	3	76	25.3	50	0	
N.13.21	Nevada*	1	*	2	45	22.5	23	0	
N.19.21	at UNLV*	1	*	0	0	0.0	0	0	
N.26.21	Boise State*	1	*	1	14	14.0	14	0	
D.4.21	Utah State!	1	*	3	59	19.7	27	0	
D.21.21	vs. No. 24/25 UTSA%	1	*	2	43	21.5	24	0	
S.3.22	Arizona	1	*	3	64	21.3	29	0	
S.10.22	Idaho State	1	*	1	36	36.0	36	0	
S.17.22	at No. 14/15 Utah	1	*	1	23	23.0	23	0	
S.24.22	Toledo	1	*	2	45	22.5	25	0	
S.30.22	at Boise State*	1	*	1	20	20.0	20	0	
O.8.22	Hawai'i*	1	*	0	0	0.0	0	0	
O.22.22	at Nevada*	1	*	2	56	28.0	33	0	
O.29.22	at Fresno State*	1	*	3	43	14.3	15	0	
N.5.22	UNLV*	1	*	0	0	0.0	0	0	
N.12.22	San Jose State*	1	*	2	112	56.0	95	1	95

Punt Returns

Date	Opponent	GP	GS	No.	Yds.	Avg.	Lg.	TD	TD Lengths
A.31.18	at No. 13/13 Stanford			--- Did Not Play ---					
S.8.18	Sacramento State			--- Did Not Play ---					
S.15.18	No. 23/21 Arizona State	1		0	0	0.0	0	0	
S.22.18	Eastern Michigan	1		0	0	0.0	0	0	
O.6.18	at rv/No. 24 Boise State*	1		0	0	0.0	0	0	
A.31.18	at No. 13/13 Stanford			--- Did Not Play ---					
S.8.18	Sacramento State			--- Did Not Play ---					
S.15.18	No. 23/21 Arizona State	1		0	0	0.0	0	0	
S.22.18	Eastern Michigan	1		0	0	0.0	0	0	
O.6.18	at rv/No. 24 Boise State*	1		0	0	0.0	0	0	
O.12.18	Air Force*	1		1	3	3.0	3	0	
O.20.18	San José State*	1	*	0	0	0.0	0	0	
O.27.18	at Nevada*	1	*	2	4	2.0	5	0	
N.3.18	at New Mexico*	1		0	0	0.0	0	0	
N.10.18	UNLV*	1		0	0	0.0	0	0	
N.17.18	at Fresno State*	1		0	0	0.0	0	0	
N.24.18	Hawai'i*	1		0	0	0.0	0	0	
D.19.18	vs. Ohio#	1		0	0	0.0	0	0	
A.31.19	Weber State	1		4	25	6.3	8	0	
S.7.19	at UCLA	1	*	1	17	17.0	17	0	
S.14.19	at New Mexico State	1	*	1	4	4.0	4	0	
S.21.19	Utah State*	1		0	0	0.0	0	0	
O.5.19	at Colorado State*	1	*	2	15	7.5	12	0	
O.12.19	Wyoming*	1	*	3	21	7.0	9	0	
O.19.19	at San José State*	1	*	1	11	11.0	11	0	
O.26.19	at UNLV*			--- Did Not Play - Injured ---					
N.9.19	Nevada*	1		0	0	0.0	0	0	
N.15.19	Fresno State*	1		0	0	0.0	0	0	
N.23.19	at Hawai'i*	1		0	0	0.0	0	0	
N.30.19	Brigham Young	1		0	0	0.0	0	0	
D.21.19	vs. Central Michigan~	1		0	0	0.0	0	0	
O.24.20	UNLV*	1	*	4	27	6.8	13	0	
O.31.20	at Utah State*	1	*	2	7	3.5	7	0	
N.6.20	San José State*	1	*	1	0	0.0	0	0	
N.14.20	Hawai'i*	1		0	0	0.0	0	0	
N.21.20	at Nevada*	1		0	0	0.0	0	0	
N.28.20	at Colorado	1		0	0	0.0	0	0	
D.5.20	Colorado State*	1		0	0	0.0	0	0	
D.12.20	at No. 14/16 Brigham Young	1		0	0	0.0	0	0	
S.4.21	New Mexico State	1	*	2	9	4.5	6	0	
S.11.21	at Arizona	1	*	4	26	6.5	10	0	
S.18.21	Utah	1	*	3	11	3.7	7	0	
S.25.21	Towson	1	*	3	31	10.3	16	0	
O.9.21	New Mexico*	1	*	2	3	1.5	3	0	
O.15.21	at San Jose State*	1	*	2	4	2.0	4	0	
O.23.21	at Air Force*	1	*	0	0	0.0	0	0	
O.30.21	Fresno State*	1	*	0	0	0.0	0	0	
N.6.21	at Hawai'i*	1	*	0	0	0.0	0	0	
N.13.21	Nevada*	1	*	3	34	11.3	19	0	
N.19.21	at UNLV*	1	*	1	10	10.0	10	0	
N.26.21	Boise State*	1	*	3	38	12.7	18	0	
D.4.21	Utah State!	1	*	2	26	8.7	14	0	
D.21.21	vs. No. 24/25 UTSA%	1	*	1	1	1.0	1	0	
S.3.22	Arizona	1	*	1	22	22.0	22	0	
S.10.22	Idaho State	1	*	3	75	25.0	66	1	66
S.17.22	at No. 14/15 Utah	1	*	1	7	7.0	7	0	
S.24.22	Toledo	1	*	1	3	3.0	3	0	
S.30.22	at Boise State*	1	*	1	-1	-1.0	0	0	
O.8.22	Hawai'i*	1	*	1	10	10.0	10	0	
O.22.22	at Nevada*	1	*	0	0	0.0	0	0	
O.29.22	at Fresno State*	1	*	2	-2	-1.0	0	0	
N.5.22	UNLV*	1	*	3	6	2.0	0	0	

Punt Returns

Date	Opponent	GP	GS	No.	Yds.	Avg.	Lg.	TD	TD Lengths
N.12.22	San Jose State*	1	1	0	0	0.0	0	0	

Bold indicates season high. * - Mountain West game. # - 2018 DXL Frisco Bowl (Toyota Stadium; Frisco, Texas). ~ - 2019 New Mexico Bowl (Dreamstyle Stadium; Albuquerque, N.M.). ! - 2021 Mountain West Championship (Dignity Health Sports Park; Carson, Calif.). % - 2021 Tropical Smoothie Frisco Bowl (Toyota Stadium; Frisco, Texas). GS - * in this category the player was on the field the first time San Diego State was in the kick/punt return formation.

#31 DAVAUGHN CELESTINE

(sell-es-teen)

Safety • Junior • 6-0 • 190 • Placentia, Calif. • El Dorado HS

- **At San Diego State:** Walk-on, who looks to get bigger in the weight room ... Entered the season as the backup boundary warrior but has started the last nine games at field warrior.
- **2022 (Junior):** Has played in all 10 games on the season with nine starts ... Has 35 tackles, including 31 solo, three pass breakups, an interception and a forced fumble ... **vs. Arizona (Sept. 3)** ... Came up with a pair of solo tackles off the bench in his first career seven snaps in the opener against Arizona on Sept. 3 ... **vs. Idaho State (Sept. 10)** ... Made his first career start the following week against Idaho State (Sept. 10) and made the most of it, making a career-high nine tackles after entering the game with four tackles for his career ... Led the team in tackles for the first time of his career ... Also had his first career two pass breakups ... Ended up playing 70 of the team's 75 snaps (entered the game with the seven career snaps, all from the previous game) ... Was named the team's defensive player of the game ... at No. 14/15 Utah (Sept. 17) ... Had a pair of solo tackles in a second straight start over 56 snaps at No. 14/15 Utah on Sept. 17 ... **vs. Toledo (Sept. 24)** ... Came up with three tackles (two solo) and his first career interception in a start against Toledo on Sept. 24 ... Ended up logging 56 defensive snaps in the game ... **at Boise State (Sept. 30)** ... Had five tackles (all solo) and his first career forced fumble in a start at Boise State on Sept. 30, playing all 67 defensive snaps ... **vs. Hawai'i (Oct. 8)** ... Came up with another five tackles (four solo) in 30 snaps in a start against Hawai'i on Oct. 8 ... **at Nevada (Oct. 22)** ... Did not record a stat in 42 snaps in a start at Nevada on Oct. 22 ... **at Fresno State (Oct. 29)** ... Logged four solo tackles at Fresno State on Oct. 29, playing all 75 snaps on defense ... **vs. UNLV (Nov. 5)** ... Registered a pair of tackles (both solo) against UNLV on Nov. 5, playing all 61 snaps at safety ... **vs. San Jose State (Nov. 12)** ... Made three tackles (two solo) with a pass breakup against San Jose State on Nov. 12, starting and playing all 55 snaps.
- **2021 (Sophomore):** Saw action in nine games, all on special teams ... Logged a pair of solo tackles ... Played in each of the first five games of the season, making his first career tackle-against Towson on Sept. 25 ... Did not play over the next five games (Oct. 15-Nov. 13) before playing against UNLV (Nov. 19) to end the season with appearances in four straight ... Also recorded a special teams stop vs. Boise State on Nov. 26.
- **2020 (Freshman):** Played in three games on special teams without recording a stat ... Was not on the travel squad for the first four games of the season ... Played on special teams in his first career appearance at Nevada on Nov. 21 ... Also played on special teams in the next two games at Colorado (Nov. 28) and vs. Colorado State (Dec. 5) ... Was on the travel squad, but did not play at No. 14/16 Brigham Young on Dec. 12.
- **2019 (Redshirt):** Redshirted his first year with the Aztecs.
- **High School:** Was a three-year letter winner at El Dorado High School in Placentia, Calif. ... Earned first-team all-league defensive back honors and was named the league's special teams player of the year ... According to MaxPreps, ran for 689 yards and six touchdowns as a senior, while adding 13 catches for 274 yards (21.1 avg.) and three scores ... On the defensive side of the ball as a senior, recorded 57 tackles, seven interceptions and 11 pass deflections ... Also returned 10 kicks for 371 yards (37.1 avg.) and a touchdown, and 12 punts for 422 yards (35.2 avg.) and two scores ... Picked up the Orange County Register Offensive Player of the Week accolades on Sept. 17, 2018 ... Also was named a scholar-athlete by the National Football Foundation ... Set a school record in the triple jump (39-0) and ran a leg of the school-record 4x100 relay (44.98) ... Was a four-year scholar athlete in both football and track & field.
- **Personal:** Davaughn Alton Celestine was born June 19, 2001, in Santa Ana, Calif. ... Son of Donnifer and Ivanoe Celestine ... Older brother, Donnelius, was on the track & field team at Chapman Univ. ... Is majoring in interdisciplinary studies.

Celestine's Career Statistics

Season	GP	GS	UA	A	TT	TFL	Sk	Int.	PBU	FF	FR
2020	3	0	0	0	0	0.0	0.0	0	0	0	0
2021	9	0	2	0	2	0.0	0.0	0	0	0	0
2022	10	9	31	4	35	0.0	0.0	1	3	1	0
Career	22	9	33	4	37	0.0	0.0	1	3	1	0

Career/2022 Highs: Tackles: 9 vs. Idaho State (9/10/22); Interceptions: 1 vs. Toledo (9/24/22); Pass Breakups: 2 vs. Idaho State (9/10/22); Forced Fumbles: 1 at Boise State (9/30/22).

Celestine's Career Game-by-Game (Game Stats + 2022 Only)

Date	Opponent	GP	GS	UA	A	TT	TFL	Sk.	Int.	PBU	FF	FR
S.25.21	Towson	1	0	1	0	1	0.0	0.0	0	0	0	0
N.26.21	Boise State*	1	0	0	1	1	0.0	0.0	0	0	0	0
S.3.22	Arizona	1	0	2	0	2	0.0	0.0	0	0	0	0
S.10.22	Idaho State	1	1	8	1	9	0.0	0.0	0	2	0	0
S.17.22	at No. 14/15 Utah	1	1	2	0	2	0.0	0.0	0	0	0	0
S.24.22	Toledo	1	1	2	1	3	0.0	0.0	1	0	0	0
S.30.22	at Boise State*	1	1	5	0	5	0.0	0.0	0	0	1	0
O.8.22	Hawai'i*	1	1	4	1	5	0.0	0.0	0	0	0	0
O.22.22	at Nevada*	1	1	0	0	0	0.0	0.0	0	0	0	0
O.29.22	at Fresno State*	1	1	4	0	4	0.0	0.0	0	0	0	0
N.5.22	UNLV*	1	1	2	0	2	0.0	0.0	0	0	0	0
N.12.22	San Jose State*	1	1	2	1	3	0.0	0.0	0	1	0	0

* - Mountain West game. ! - 2021 Mountain West Championship (Dignity Health Sports Park; Carson, Calif.). % - 2021 Tropical Smoothie Frisco Bowl (Toyota Stadium; Frisco, Texas).

#61 BRANDON CRENSHAW-DICKSON**Left Tackle • Junior • 6-6 • 310 • Inglewood, Calif. • Narbonne HS**

- **At San Diego State:** Physical offensive lineman, who continues to improve his technique ... Entered the 2021 opener as the starting right tackle having only appeared in one game and then started all 14 ... Enters the New Mexico game as the projected starting left tackle.
- **2022 (Junior):** Has been named a preseason all-Mountain West fourth-team selection by Athlon Sports ... Has started nine of the team's 10 games at left tackle and has played in all 10 ... Started the opener at left tackle against Arizona on Sept. 3 having played the previous season at right tackle ... Also has starts against Idaho State (Sept. 10), at No. 14/15 Utah (Sept. 17), vs. Toledo (Sept. 24), at Boise State (Sept. 30) and vs. Hawai'i (Oct. 8) ... **at Nevada (Oct. 22)** ... Snapped a 20-game starting streak against Nevada on Oct. 22 ... Still came off the bench to play 51 of the team's 67 offensive snaps ... **at Fresno State (Oct. 29)** ... Returned to the starting role at Fresno State on Oct. 29 at left tackle, playing all 63 snaps ... Also started against UNLV on Nov. 5 and again vs. San Jose State on Nov. 12.
- **2021 (Sophomore):** Started the team's 14 games at right tackle ... Played 932 of the team's 967 offensive snaps, the second most on the team ... According to Pro Football Focus, allowed just one sack in 403 passing chances ... Made his first career start in the opener with New Mexico State on Sept. 4, logging 54 of the 63 snaps at right tackle ... Played all 73 snaps at Arizona on Sept. 11 without allowing a pressure ... Played all 67 snaps vs. Utah on Sept. 18, where his offensive line was named the team's offensive players of the game ... Logged 66 snaps in another start against Towson on Sept. 25 ... Started and played 69 of the team's 71 offensive snaps vs. New Mexico on Oct. 9 ... Started again at San José State on Oct. 15 and played all 69 snaps ... Played all 53 offensive snaps in a start at Air Force on Oct. 23 ... Played all 75 snaps vs. Fresno State on Oct. 30 ... Played all 62 snaps at Hawai'i on Nov. 6 ... Logged all 73 snaps vs. Nevada on Nov. 13 ... Started again at UNLV on Nov. 19, where he played 54 of the team's 57 snaps ... Played 40 snaps against Boise State on Nov. 26 with just two pressures allowed (both hurries) ... Logged 61 snaps in a starting role vs. Utah State on Dec. 4 in the Mountain West Championship game ... Did not allow a quarterback pressure (sack, hit or hurry) in 34 offensive snaps ... Played all 80 snaps against No. 24/25 UTSA in the Tropical Smoothie Frisco Bowl on Dec. 21.
- **2020 (Freshman):** Played in only one game, logging snaps late in a blowout win at Utah State ... Was on the travel roster the entire season.
- **2019 (Redshirt):** Redshirted his first season at San Diego State, where he was named the SDSU Offensive Scout Player of the Year.
- **High School:** Joined the Aztecs with from Narbonne High School ... Helped lead the Gauchos to a 10-4 record in 2018 ... According to MaxPreps, finished with 12 pancake blocks in 2018

... A three-star recruit by ESPN and 247sports, and a two-star prospect by Rivals ... Received a scout grade of 81 by 247sports and 73 by ESPN.

- **Personal:** Brandon Crenshaw-Dickson was born Feb. 22, 2001, in Torrance, Calif. ... Son of Monica Barrett ... Picked the Aztecs over an offer from Arizona State ... Is majoring in interdisciplinary studies.

Crenshaw-Dickson's Career Statistics

Season	GP	GS
2020	1	0
2021	14	14
2022	10	9
Career	25	23

Crenshaw-Dickson's Career Game-by-Game (Games Played Only)

Date	Opponent	GP	GS/POS
0.31.20	at Utah State*	1	
S.4.21	New Mexico State	1	RT
S.11.21	at Arizona	1	RT
S.18.21	Utah	1	RT
S.25.21	Towson	1	RT
O.9.21	New Mexico*	1	RT
O.15.21	at San Jose State*	1	RT
O.23.21	at Air Force*	1	RT
O.30.21	Fresno State*	1	RT
N.6.21	at Hawai'i*	1	RT
N.13.21	Nevada*	1	RT
N.19.21	at UNLV*	1	RT
N.26.21	Boise State*	1	RT
D.4.21	Utah State!	1	RT
D.21.21	vs. No. 24/25 UTSA%	1	RT
S.3.22	Arizona	1	LT
S.10.22	Idaho State	1	LT
S.17.22	at No. 14/15 Utah	1	LT
S.24.22	Toledo	1	LT
S.30.22	at Boise State*	1	LT
O.8.22	Hawai'i*	1	LT
O.22.22	at Nevada*	1	
O.29.22	at Fresno State*	1	LT
N.5.22	UNLV*	1	LT
N.12.22	San Jose State*	1	LT

* - Mountain West game. ! - 2021 Mountain West Championship (Dignity Health Sports Park; Carson, Calif.). % - 2021 Tropical Smoothie Frisco Bowl (Toyota Stadium; Frisco, Texas).

#23 KENAN CHRISTON

Running Back • Junior • 5-10 • 185 • San Diego, Calif. • USC

- **At San Diego State:** Is extremely fast with a quick step ... Comes to the Aztecs after spending two years at USC (2019-20) ... Enters the New Mexico game as the co-backup 'T' running back.
- **2022 (Junior):** Has played in the team's 10 games off the bench ... Has rushed 58 times for 173 yards (3.0 avg.) with a long of 34 yards ... Also has seven catches for 96 yards (13.7 avg.) with a touchdown and has returned three kickoffs for 36 yards (12.0 avg.) ... Has played in 163 offensive snaps on the season ... **vs. Arizona (Sept. 3)** ... Ran three times for one yard (0.3 avg.) in his first game as an Aztec against Arizona on Sept. 3 ... Also had two catches for 19 yards (9.5 avg.) ... Played in 12 offensive snaps overall ... **vs. Idaho State (Sept. 10)** ... Ran for 48 yards on eight carries (6.0 avg.) with a long run of 34 yards in 18 snaps against Idaho State on Sept. 10 ... **at No. 14/15 Utah (Sept. 17)** ... Came off the bench to play 10 snaps at No. 14/15 Utah on Sept. 17, rushing five times for eight yards (1.6 avg.) with a long of six yards ... **vs. Toledo (Sept. 24)** ... Carried five times for 27 yard (5.4 avg.) in 13 snaps against Toledo on Sept. 24 ... **at Boise State (Sept. 30)** ... Ran twice in six snaps at Boise State on Sept. 30, running once for five yards and once for a 5-yard loss ... **vs. Hawai'i (Oct. 8)** ... Ran for 14 yards on nine attempts (1.6 avg.) in 24 snaps against Hawai'i on Oct. 8 with a long run of nine yards ... **at Nevada (Oct. 22)** ... Ran twice for two yards in five snaps at Nevada on Oct. 22 ... **at Fresno State (Oct. 29)** ... Had a breakup game in 28 snaps at Fresno State on Oct. 29, running for 34 yards on 12 carries (2.8 avg.) with a

long of 10 yards, but excelling in the passing game with two catches for 75 yards and a 26-yard touchdown ... It was his first touchdown as an Aztec and first since Nov. 19, 2019 at Arizona State while playing for USC ... He now has six career touchdowns, including four receiving and two rushing ... The touchdown put the Aztecs on top, 14-3, in the second quarter ... **vs. UNLV (Nov. 5)** ... Ran seven times for 11 yards (1.6 avg.) with a long of seven yards in 26 snaps against UNLV on Nov. 5 ... Also added a 5-yard catch ... **vs. San Jose State (Nov. 12)** ... Ran for 28 yards on five attempts (5.6 avg.) with a long of 18 yards in 11 offensive snaps vs. San Jose State on Nov. 12 ... Also returned a pooched kickoff 13 yards.

- **At USC (2019-21):** Rushed for 443 yards and two touchdowns on 78 carries (5.5 avg.) in two seasons with USC, and added 13 catches for 126 yards (11.5 avg.) and another three scores ... Saw more action as the 2019 season wore on as a true freshman, rushing for 373 yards and two touchdowns on 68 attempts (5.5 avg.), and adding 11 receptions for 126 yards (11.5 avg.) and three touchdowns ... Made his collegiate debut against Arizona on Oct. 19, 2019 and ran for 103 yards and two touchdowns on just eight carries off the bench ... Followed his debut with 76 yards and a receiving touchdown at Colorado (Oct. 25), 79 against No. 8 Oregon (Nov. 2) and 62 along with 82 receiving yards and two touchdowns at Arizona State (Nov. 9) ... Was named the Pac-12 Freshman of the Week for his play at ASU as his 82 receiving yards were the most by a USC freshman running back since Reggie Bush in 2003. ... Then played in five games in the COVID-shortened 2020 campaign, rushing for 70 yards on 10 carries (7.0 avg.) and adding two catches ... Also was a sprinter on USC's track and field team, running indoor bests of 6.84 seconds in the 60 meters and 21.55 in the 200 ... Also clocked a 10.39 in the 100 in his only outdoor meet and ran a leg of a 39.81 4x100-meter relay before the season was canceled because of COVID.
- **High School:** Prepped a nearby Madison High School in San Diego where he made 2018 Prep-Star All-Western Region, Tacoma News Tribune Western 100, Cal-Hi Sports All-State second team and All-CIF San Diego third team as senior running back and cornerback ... According to MaxPreps, Christon ran for 3,042 yards and 36 touchdowns over his high school career on 338 attempts (9.0 avg.) ... Also added 18 receptions for 258 yards (14.3 avg.) and three touchdowns, and was used in the return game ... A four-star recruit by ESPN out of high school and three-star recruit by both 247sports and Rivals.
- **Personal:** Chose USC over offers from San Diego State, Alabama, Notre Dame, Arizona, California, Colorado, Oregon State, Stanford, UCLA, Utah, Washington State, Nebraska, TCU, Northwestern, Boston College, Vanderbilt, Colorado State and Fresno State.

Christon's Career Statistics

Season	GP	GS	Rushing				Receiving						
			Att.	Yds.	TD	Lg.	No.	Yds.	TD	Lg.			
^2019	7	3	68	373	2	55	5.5	1	11	126	11.5	3	58
^2020	5	0	10	70	0	47	7.0	0	2	0	0.0	0	3
^2021	1	0	0	0	0	0	0.0	0	0	0	0.0	0	0
2022	10	0	58	173	0	34	3.0	0	7	96	13.7	1	49
Career	23	3	136	616	2	55	4.5	1	20	222	11.1	4	58

Career Highs: Carries: 20 at Arizona State (11/9/19); Rushing Yards: 103 vs. Arizona (10/19/19); Rushing Touchdowns: 2 vs. Arizona (10/19/19); Long Rush: 55 vs. Arizona (10/19/19); Receptions: 4 at Arizona State (11/9/19); Receiving Yards: 82 at Arizona State (11/9/19); Receiving Touchdowns: 2 at Arizona State (11/9/19); Long Reception: 58 at Arizona State (11/9/19); Kick Returns: 1, four times; Kick Return Yards: 21 vs. Idaho State (9/10/22); Long Kick Return: 21 vs. Idaho State (9/10/22); All-Purpose Yards: 144 at Arizona State (11/9/19); Total Touchdowns: 2 at Arizona State (11/9/19).

2022 Highs: Carries: 12 at Fresno State (10/29/22); Rushing Yards: 48 vs. Idaho State (9/10/22); Long Rush: 34 vs. Idaho State (9/10/22); Receptions: 2 at Fresno State (10/29/22), vs. Arizona (9/3/22); Receiving Yards: 75 at Fresno State (10/29/22); Receiving Touchdowns: 1 at Fresno State (10/29/22); Long Reception: 49 at Fresno State (10/29/22); Kick Returns: 1 vs. Idaho State (9/10/22); Kick Return Yards: 21 vs. Idaho State (9/10/22); Long Kick Return: 21 vs. Idaho State (9/10/22); All-Purpose Yards: 69 vs. Idaho State (9/10/22).

Christon's Career Game-by-Game (Games Played Only)

Date	Opponent	GP	GS	Rushing			Receiving			
				Att.	Yds.	Avg.	TD	No.	Yds.	TD
0.19.19	ArizonaS	1	0	8	103	12.88	2	0	0	0
0.25.19	at ColoradoS	1	0	14	76	5.43	0	2	1	1
N.2.19	vs. No. 7 OregonS	1	0	15	79	5.27	0	1	5	0
N.9.19	at Arizona StateS	1	1	20	62	3.10	0	4	82	2
N.16.19	at CaliforniaS	1	1	9	44	4.89	0	1	11	0

Date	Opponent	GP	Rushing				Receiving			
			GS	Att.	Yds.	Avg.	TD	No.	Yds.	TD
N.23.19	UCLAS	1	1	2	9	4.50	0	1	14	0
D.27.19	vs. No. 19 Iowa&	1	0	0	0	0.00	0	2	13	0
N.14.20	at ArizonaS	1	0	1	4	4.00	0	1	-3	0
N.21.20	at UtahS	1	0	5	55	11.00	0	0	0	0
D.6.20	Washington StateS	1	0	3	11	3.67	0	1	3	0
D.12.20	at UCLA	1	0	0	0	0.00	0	0	0	0
S.4.21	San Jose State	1	0	0	0	0.00	0	0	0	0
S.3.22	Arizona	1	0	3	1	0.33	0	2	19	0
S.10.22	Idaho State	1	0	8	48	6.00	0	0	0	0
S.17.22	at No. 14/15 Utah	1	0	5	8	1.60	0	0	0	0
S.24.22	Toledo	1	0	5	27	5.40	0	2	-3	0
S.30.22	at Boise State*	1	0	2	0	0.00	0	0	0	0
O.8.22	Hawai'i*	1	0	9	14	1.56	0	0	0	0
O.22.22	at Nevada*	1	0	2	2	1.00	0	0	0	0
O.29.22	at Fresno State*	1	0	12	34	2.83	0	2	75	1
N.5.22	UNLV*	1	0	7	11	1.57	0	1	5	0
N.12.22	San Jose State*	1	0	5	28	5.60	0	0	0	0

Bold indicates season high. S - Pac-12 game. * - Mountain West game. & - 2019 Holiday Bowl (SDCCU Stadium; San Diego, Calif.).

#9 KYLE CRUM

Quarterback • TR-Freshman • 6-3 • 205 • Norco, Calif. • Norco HS

- **At San Diego State:** Young, athletic quarterback who can throw on the run ... Joined the Aztecs in the spring season ... Entered the season third on the depth chart but took most of the backup snaps at No. 14/15 Utah on Sept. 17 ... Is expected to miss the rest of the season with a collarbone injury.
- **2022 (True Freshman):** Played in three of the team's first five games before being sidelined with an injury ... Is 5-for-17 for 53 yards and a touchdown with one interception ... **vs. Arizona (Sept. 3)** ... Played late against Arizona on Sept. 3, the first offensive snaps of his career ... Carried once for eight yards but did not attempt a pass ... **vs. Idaho State (Sept. 10)** ... Did not play against Idaho State on Sept. 10 ... **at No. 14/15 Utah (Sept. 17)** ... Played his first significant snaps (47) off the bench at No. 14/15 Utah on Sept. 17, going 5-for-16 for 53 yards and a touchdown with one interception ... The touchdown was an 18-yard pass to Joshua Nicholson and came with 3:56 left in the fourth quarter for SDSU's only points of the game ... **vs. Toledo (Sept. 24)** ... Did not play vs. Toledo on Sept. 24 ... **at Boise State (Sept. 30)** ... Was 0-for-1 at Boise State on Sept. 30 in just nine snaps, while getting sacked three times for 28 yards before suffering an injury ... Did not dress against Hawai'i (Oct. 8), at Nevada (Oct. 22), at Fresno State (Oct. 29), against UNLV (Nov. 5) or vs. San Jose State (Nov. 12).
- **High School:** Lettered all four years at Norco High School in Norco, Calif. ... Helped the Cougars to a 21-6 record over that span, including an 8-3 record as a senior in 2021 as MaxPreps ranked NHS 13th in the state ... Was named the league MVP as a senior ... Also was the team captain ... Won the Scholar-Athlete Award ... Was voted as the top quarterback in California by sblive ... According to MaxPreps, threw for 4,185 yards and 40 touchdowns over his high school career with just nine interceptions, completing 64.6 percent of his passes (234-for-362) ... Also ran for 789 yards and 15 touchdowns on 110 carries (7.2 avg.) ... Is coming off a stellar senior season when he was 154-for-229 (67.2 pct.) for 2,599 yards and 22 touchdowns against seven interceptions ... Also ran for 448 yards and eight touchdowns ... Had a pair of 326-yard passing games as a senior ... Threw four touchdown passes in a 35-34 Norco win over Murrieta Valley on Sept. 17 ... Threw for 245 yards with three touchdowns and ran for 103 yards in the 2021 opener vs. Vista Murrieta ... Started for the Cougars basketball team each of the past two seasons ... Owns a 4.5 GPA ... A three-star recruit by 247sports and two-star pick by Rivals ... Received a scout grade of 85 by 247sports.
- **Personal:** Kyle Joseph Crum was born Dec. 5, 2003, in Fontana, Calif. ... Son of Joe and Brandi Crum ... Chose San Diego State over Fresno State ... Plans on majoring in mechanical engineering ... Hobbies include surfing, woodworking and painting ... Favorite athlete is former athlete Tim Tebow.

Crum's Career Statistics

Season	GP	GS	Passing				Rushing					
			Cmp.	Att.	Pct.	Int.	TD	Yds.	Rtg.	Att.	Yds.	TD
2022	3	0	5	17	29.4	1	1	53	45.46	11	-11	0
Career	3	0	5	17	29.4	1	1	53	45.46	11	-11	0

Career/2022 Highs: Completions: 5 at No. 14/15 Utah (9/17/22); Attempts: 16 at No. 14/15 Utah (9/17/22); Passing Yards: 53 at No. 14/15 Utah (9/17/22); Passing Touchdowns: 1 at No. 14/15 Utah (9/17/22); Long Pass: 18 at No. 14/15 Utah (9/17/22); Completion Pct. (min. 12 att.): 31.3 (5-for-16) at No. 14/15 Utah (9/17/22); Efficiency Rating (min. 12 att.): 67.20 at No. 14/15 Utah (9/17/22); Carries: 6 at No. 14/15 Utah (9/17/22); Rushing Yards: 9 at No. 14/15 Utah (9/17/22); Long Rush: 9 at No. 14/15 Utah (9/17/22).

Crum's Career Game-by-Game

Date	Opponent	GP	GS	Passing				Yds.	Rtg.	
				Cmp.	Att.	Pct.	Int.			TD
S.3.22	Arizona	1	0	0	0	0.0	0	0	0.00	
S.10.22	Idaho State			--- Did Not Play ---						
S.17.22	at No. 14/15 Utah	1	0	5	16	31.3	1	1	53	67.20
S.24.22	Toledo			--- Did Not Play ---						
S.30.22	at Boise State*	1	0	0	1	0.0	0	0	0.00	
O.8.22	Hawai'i*			--- Did Not Play - Inj. ---						
O.22.22	at Nevada*			--- Did Not Play - Inj. ---						
O.29.22	at Fresno State*			--- Did Not Play - Inj. ---						
N.5.22	UNLV*			--- Did Not Play - Inj. ---						
N.12.22	San Jose State*			--- Did Not Play - Inj. ---						

Bold indicates season high. * - Mountain West game.

#29 CAM DAVIS

Running Back • RS-Fr. • 5-8 • 175 • Dallas, Texas • South Oak Cliff HS

- **At San Diego State:** Speedster with a quick first step ... Will look for offensive snaps this year in a veteran room after playing two games on special teams last season ... Enters the weekend as the co-backup 'T' running back.
- **2022 (Freshman):** Has rushed 42 times for 141 yards (3.4 avg.) and a touchdown on the season with a long run of 17 yards ... Also has made four catches for 10 yards (2.5 avg.) with a long of six yards and has returned one kickoff for 27 yards ... **vs. Arizona (Sept. 3)** ... Came off the bench to rush eight times for a team-high 39 yards (4.9 avg.) against Arizona on Sept. 3 with a long of 17 yards ... Played 12 snaps overall ... **vs. Idaho State (Sept. 10)** ... Ran for 38 yard and a touchdown on nine carries (4.2 avg.) in 20 snaps vs. Idaho State on Sept. 10 ... The touchdown was the first of his career and were the final points in a 38-7 Aztec victory ... Also had his first career two catches for five yards with a long reception of six yards ... **at No. 14/15 Utah (Sept. 17)** ... Ran seven times for 21 yards (3.0 avg.) in 45 snaps off the bench at No. 14/15 Utah on Sept. 17, while adding a 1-yard reception ... **vs. Toledo (Sept. 24)** ... Made a 4-yard grab in 12 offensive snaps vs. Toledo on Sept. 24 ... **at Boise State (Sept. 30)** ... Ran three times for nine yards (3.0 avg.) with a long run of four yards at Boise State on Sept. 30 across eight snaps ... **vs. Hawai'i (Oct. 8)** ... Ran once for a 3-yard loss in two snaps against Hawai'i on Oct. 8 ... The rush was his first negative carry of the season after the first 27 were either positive or for no gain ... **at Nevada (Oct. 22)** ... Ran for 22 yards on seven carries (3.1 avg.) across nine snaps at Nevada on Oct. 22 ... **at Fresno State (Oct. 29)** ... Played on special teams at Fresno State on Oct. 29, returning his first kickoff for 27 yards ... **vs. UNLV (Nov. 5)** ... Had a 1-yard run in eight snaps vs. UNLV on Nov. 5 ... **vs. San Jose State (Nov. 12)** ... Ran six times for 14 yards (2.3 avg.) in 15 offensive snaps vs. San Jose State on Nov. 12.
- **2021 (Redshirt):** Played in two games on special teams without burning his redshirt ... Did not record a stat ... Made his collegiate debut against Nevada on Nov. 13 in the team's 10th game of the season ... Played again the following week at UNLV (Nov. 19) ... Did not play the rest of the season.
- **High School:** Earned three letters at South Oak Cliff High School in Dallas, Texas ... Helped the Golden Bears to a 29-6 (.829) record over his three seasons, including a 21-1 (.955) mark in league play with three conference titles ... Is a two-time first-team all-district pick ... According to MaxPreps, has rushed for 2,932 yards and 35 touchdowns on 272 attempts (10.8 avg.) for his career with 11 games with at least 100 yards ... Also has added 20 catches for 145 yards (7.3 avg.) with three touchdowns ... In a 9-2 season so far in 2020 (which included three forfeits because of COVID-19 issues with other teams), has rushed 82 times for 762 yards (9.3

avg.) with eight touchdowns, while adding 10 catches for 65 yards (6.5 avg.) and another score ... Ran for 1,291 yards last year for 14 touchdowns on 116 attempts (11.1 avg.) with two more receiving touchdowns as SOCHS went 9-3 ... In 2018, led the Golden Bears to a 11-1 record and perfect 7-0 mark in league play, rushing 74 times for 876 yards (11.8 avg.) and 13 touchdowns ... Has been on the honor roll at SOCHS ... Also competes on the school's track and field team, excelling in the 100, 200 and 400, and sprint relays ... A consensus three-star recruit by Rivals, 247sports and ESPN ... Received a scout grade of 83 by 247sports and 73 from ESPN.

- **Personal:** Camren Davis was born Sept. 27, 2002, in Dallas ... Son of Jenohn and Caprice Davis ... Father, Jenohn, ran track at Texas A&M ... Picked SDSU over offers from Texas Tech, Georgia Tech, UNLV, Utah State, Georgia State, Alcorn State and Illinois State ... Is majoring in kinesiology.

Davis' Career Statistics

Season	GP	Rushing					Receiving						
		GS	Att.	Yds.	TD	Lg.	Avg.	100+	No.	Yds.	Avg.	TD	Lg.
2021	2	0	0	0	0	0	0.0	0	0	0.0	0	0	
2022	10	0	42	141	1	17	3.4	0	4	10	2.5	0	6
Career	12	0	42	141	1	17	3.4	0	4	10	2.5	0	6

2022/Career Highs: Carries: 9 vs. Idaho State (9/10/22); Rushing Yards: 39 vs. Arizona (9/3/22); Rushing Touchdowns: 1 vs. Idaho State (9/10/22); Long Rush: 17 vs. Arizona (9/3/22); Receptions: 2 vs. Idaho State (9/10/22); Receiving Yards: 5 vs. Idaho State (9/10/22); Long Reception: 6 vs. Idaho State (9/10/22); Kick Returns: 1 at Fresno State (10/29/22); Kick Return Yards: 27 at Fresno State (10/29/22); Long Kick Return: 27 at Fresno State (10/29/22); All-Purpose Yards: 43 vs. Idaho State (9/10/22).

Davis' Career Game-by-Game (Games Played Only)

Date	Opponent	GP	GS	Rushing					Receiving		
				Att.	Yds.	Avg.	TD	No.	Yds.	TD	
N.13.21	Nevada*	1	0	0	0	0.00	0	0	0	0	0
N.19.21	at UNLV*	1	0	0	0	0.00	0	0	0	0	0
S.3.22	Arizona	1	0	8	39	4.88	0	0	0	0	0
S.10.22	Idaho State	1	0	9	38	4.22	1	2	5	0	0
S.17.22	at No. 14/15 Utah	1	0	7	21	3.00	0	1	1	0	0
S.24.22	Toledo	1	0	0	0	0.00	0	1	4	0	0
S.30.22	at Boise State*	1	0	3	9	3.00	0	0	0	0	0
O.8.22	Hawai'i*	1	0	1	-3	-3.00	0	0	0	0	0
O.22.22	at Nevada*	1	0	7	22	3.14	0	0	0	0	0
O.29.22	at Fresno State*	1	0	0	0	0.00	0	0	0	0	0
N.5.22	UNLV*	1	0	1	1	1.00	0	0	0	0	0
N.12.22	San Jose State*	1	0	6	14	2.33	0	0	0	0	0

*Bold indicates season high. * - Mountain West game.*

#51 ZYRUS FIASEU (fee-uh-say-oo)

Linebacker • RS-Freshman • 6-0 • 230 • Las Vegas, Nev. • Liberty HS

- **At San Diego State:** Pronounced fee-uh-say-oo ... Signed with the early 2020 signing class in December and enrolled at San Diego State for spring classes ... Athletic linebacker with a ton of potential ... Entered his second full season third on the depth chart at middle linebacker behind sixth-year seniors Caden McDonald and Seydrick Lakalaka, and is now the projected starter there this week.
- **2022 (Freshman):** Has played in all 10 games, mostly on special teams, but has started the last five games ... Has 16 tackles (six solo), a tackle for loss, 1/2 sack and two quarterback hurries ... Has played 185 defensive snaps overall ... **vs. Arizona (Sept. 3)** ... Played statless time on special teams against Arizona on Sept. 3 ... **vs. Idaho State (Sept. 10)** ... Logged five snaps on defense vs. Idaho State on Sept. 10 without recording a stat ... **at No. 14/15 Utah (Sept. 17)** ... Shined late at No. 14/15 Utah on Sept. 17, making four tackles (three solo) in just six defensive snaps ... **vs. Toledo (Sept. 24)** ... Played on special teams vs. Toledo on Sept. 24 but did not record a stat ... **at Boise State (Sept. 30)** ... Logged five snaps late at Boise State on Sept. 30 without making a stat ... **vs. Hawai'i (Oct. 8)** ... Earned his first career start against Hawai'i on Oct. 8, where he made four tackles (one solo) and added a quarterback hurry in 38 snaps ... **at Nevada (Oct. 22)** ... Started for a second straight game at Nevada on Oct. 22, making two tackles (one solo) with a quarterback hurry in 24 snaps ... **at Fresno State (Oct. 29)** ... Started at Fresno State and had two assisted

tackles, including 0.5 sacks (and TFL), in 42 defensive snaps ... **vs. UNLV (Nov. 5)** ... Made an assisted stop against UNLV on Nov. 5 in 37 snaps ... **vs. San Jose State (Nov. 12)** ... Had three tackles (one solo) with 0.5 tackles for loss in 29 snaps in a start vs. San Jose State on Nov. 12.

- **2021 (Redshirt):** Played in two games on special teams but ended up using his redshirt season ... Did not play in the team's first four games ... Made his collegiate debut on special teams against New Mexico on Oct. 9 ... Also played the next game at San Jose State (Oct. 15) ... Did not play over the final eight games.
- **High School:** Earned four letters at Liberty High School in Las Vegas, Nev., the same high school as current Aztecs Ethan Dedeaux and Allan Mwata ... Helped the Patriots to a state title in 2019, finishing with a 10-5 record and 5-0 league record ... Was an all-state selection and a three-time all-league pick ... Was the team's MVP ... LHS did not play during the 2020 season (COVID-19) ... Excelled on both sides of the ball ... According to MaxPreps, on offense ran for 2,390 yards over his career and 29 touchdowns on 330 attempts (7.2 avg.) ... Also caught 19 passes for 178 yards (9.4 avg.) and two touchdowns ... Best season was as a junior in 2019 when he rushed for 1,030 yards and 17 touchdowns on 148 carries (7.0 avg.) ... The numbers are incomplete on the defensive side of the ball ... A consensus three-star recruit by Rivals, 247sports and ESPN ... Earned a scout grade of 82 by 247sports and 76 by ESPN ... Ranked as the fourth-best recruit in the state of Nevada by ESPN and the 13th best by 247sports ... Played junior varsity volleyball and freshman basketball.
- **Personal:** Zyrus Taatofa Fiasue was born Nov. 26, 2002, in Las Vegas ... Son of Tofiga and Agimoe Fiasue ... Picked San Diego State over numerous offers, including Oregon, Washington State, Nebraska, Boise State, Nevada, Hawai'i, Colorado State, Utah State and UNLV ... Is majoring in kinesiology.

Fiasue's Career Statistics

Season	GP	GS	UA	A	TT	TFL	Sk	Int.	PBU	FF	FR
2021	2	0	0	0	0	0.0	0.0	0	0	0	0
2022	10	5	6	10	16	1.5	0.5	0	0	0	0
Career	12	5	6	10	16	1.5	0.5	0	0	0	0

Career/2022 Highs: Tackles: 4 vs. Hawai'i (10/8/22), at No. 14/15 Utah (9/17/22); Tackles For Loss: 0.5 vs. San Jose State (11/12/22), at Fresno State (10/29/22); Sacks: 0.5 at Fresno State (10/29/22).

Fiasue's Career Game-by-Game (Games Played Only)

Date	Opponent	GP	GS	UA	A	TT	TFL	Sk.	Int.	PBU	FF	FR
O.9.21	New Mexico*	1	0	0	0	0	0.0	0.0	0	0	0	0
O.15.21	at San Jose State*	1	0	0	0	0	0.0	0.0	0	0	0	0
S.3.22	Arizona	1	0	0	0	0	0.0	0.0	0	0	0	0
S.10.22	Idaho State	1	0	0	0	0	0.0	0.0	0	0	0	0
S.17.22	at No. 14/15 Utah	1	0	3	1	4	0.0	0.0	0	0	0	0
S.24.22	Toledo	1	0	0	0	0	0.0	0.0	0	0	0	0
S.30.22	at Boise State*	1	0	0	0	0	0.0	0.0	0	0	0	0
O.8.22	Hawai'i*	1	1	1	3	4	0.0	0.0	0	0	0	0
O.22.22	at Nevada*	1	1	1	1	2	0.0	0.0	0	0	0	0
O.29.22	at Fresno State*	1	1	0	2	2	0.5	0.5	0	0	0	0
N.5.22	UNLV*	1	1	0	1	1	0.0	0.0	0	0	0	0
N.12.22	San Jose State*	1	1	1	2	3	0.5	0.0	0	0	0	0

* - Mountain West game.

#39 GARRET FOUNTAIN

Defensive End • Junior • 6-4 • 250 • Turlock, Calif. • Turlock HS

- **At San Diego State:** Former linebacker who made the move to defensive end in the spring ... Continues to get bigger in the weight room ... Saw action in four games in 2019 on special teams as a true freshman, before shutting down the season for a redshirt year ... Saw more playing time the past two seasons and figures to see more action in 2022 ... Enters the New Mexico game as the backup defensive end to two-time all-conference selection Jonah Tavai.
- **2022 (Junior):** Has been productive in a reserve role through nine games, making 34 tackles (19 solo), including three sacks, 5.5 tackles for loss, a fumble recovery, pass breakup and three quarterback hurries ... Has only played in 299 of the team's 678 defensive snaps ... **vs. Arizona (Sept. 3)** ... Made his debut at defensive end in the opener against Arizona on Sept. 3, making three tackles (one assisted) with a quarterback hurry in 25 snaps ... **vs. Idaho State (Sept. 10)** ... Had a career-high six tackles (two solo), including 0.5 tackles for loss, in 24

defensive snaps ... **at No. 14/15 Utah (Sept. 17)** ... Had another productive game in just 23 snaps at No. 14/15 Utah on Sept. 17, making five tackles (four solo), including an 8-yard sack (and TFL), a pass breakup and a quarterback hurry ... **vs. Toledo (Sept. 24)** ... Had another good game against Toledo on Sept. 24 in 48 snaps, making six tackles (four solo) with a sack and two tackles for loss for a total of seven yards ... The two tackles for loss tied a career high, while the six tackles were then a career high ... Also added a quarterback hurry ... **at Boise State (Sept. 30)** ... Had a big game at Boise State on Sept. 30, playing significant time (49 snaps) after Justus Tavai went down with an injury ... Had a career-high eight tackles (three solo), including a 4-yard tackle for loss ... **vs. Hawai'i (Oct. 8)** ... Did not come up with a stat for the first time of the season in 25 snaps vs. Hawai'i on Oct. 8 ... **at Nevada (Oct. 22)** ... Registered a pair of tackles (one solo) in 33 snaps at Nevada on Oct. 22 ... **at Fresno State (Oct. 29)** ... Came up with a 10-yard sack in 23 snaps at Fresno State on Oct. 29 ... **vs. UNLV (Nov. 5)** ... Had a pair of solo tackles and recovered a fumble in 26 snaps vs. UNLV on Nov. 5 ... It was his first fumble recovery of the season and second of his career ... **vs. San Jose State (Nov. 12)** ... Registered one solo stop in 23 defensive snaps vs. San Jose State.

- **2021 (Sophomore):** Played in the team's 14 games off the bench, logging 19 tackles (14 solo), including six tackles for loss and three sacks, a fumble recovery, pass breakup and a quarterback hurry ... Came off the bench to play 22 snaps in the opener against New Mexico State on Sept. 4, recording two solo tackles, including a 2-yard sack ... It was his first game with multiple tackles while the sack was the first of his career ... Registered two solo tackles, including a 1-yard tackle for loss, and added a quarterback hurry in 13 snaps off the bench at Arizona on Sept. 11 ... Made the most of his 10 defensive snaps against Utah on Sept. 18, recording three tackles, including two sacks (and TFL) for 14 yards, and a pass breakup ... The two sacks doubled his career total (1.0) coming into the game and are tied for the most in a game by an Aztec this season ... Registered a pair of tackles (both solo) in 19 snaps against Towson on Sept. 25 ... Came up with an assisted tackle in 18 snaps vs. New Mexico on Oct. 9 ... Had two tackles (one solo) in just four snaps at San José State on Oct. 15 ... Came up with one tackle, which went down as a 2-yard tackle for loss, in 26 defensive snaps at Air Force on Oct. 23 ... Was unable to record a stat in 14 snaps vs. Fresno State on Oct. 30 or in 14 snaps at Hawai'i on Nov. 6 ... Logged a solo stop in 12 defensive snaps against Nevada on Nov. 13 ... Played just nine snaps at UNLV on Nov. 19 without recording a stat ... Did recover a fumble when a teammate muffed a kick on the kick return unit early in the game ... Was named one of the team's special teams players of the game ... Had three stops (one solo) in 21 snaps vs. Boise State on Nov. 26 ... Recorded a pair of tackles, including a 1-yard tackle for loss, in 14 defensive snaps off the bench against Utah State in the Mountain West Championship on Dec. 4 ... Played 21 snaps without finding the stat sheet against No. 24/25 UTSA in the Tropical Smoothie Frisco Bowl on Dec. 21.
- **2020 (Freshman):** Played in five of the team's eight games off the bench, mainly on special teams ... Had two solo tackles and a forced fumble ... Played late against UNLV on Oct. 24, making a solo tackle and forcing a fumble, which was recovered by Michael Shawcroft ... Came off the bench late to play at Utah State on Oct. 31 without recording a stat ... Did not play against San José State on Nov. 6 ... Played statless time on special teams vs. Hawai'i on Nov. 14 ... Had a solo tackle in special teams play at Nevada on Nov. 21 ... Played statless time on special teams at Colorado on Nov. 28 ... Did not play against Colorado State on Dec. 5 or the following week at No. 14/16 Brigham Young (Dec. 12).
- **2019 (Redshirt):** Played in each of the first four games - vs. Weber State, at UCLA, at New Mexico State and vs. Utah State - on special teams - without recording a stat ... Did not play the rest of the season, using his redshirt campaign ... Was chosen as the team's special teams scout player of the year.
- **High School:** Lettered at Turlock High School in Turlock, Calif. ... Led the Bulldogs to a 5-0 Central California Conference record as a senior and a league championship ... Had 46 tackles and 8.5 tackles for loss in 2018 according to MaxPreps ... Also scored a pair of touchdowns on offense ... Was a two-star recruit by 247sports ... Received a grade of 78 from 247sports ... Was also a member of the baseball team at Turlock High.
- **Personal:** Garret James Fountain was born Dec. 15, 2020, in Modesto, Calif. ... Also was considering Sacramento State and UC Davis in the recruiting process ... Son of Jerry and Karen Fountain ... Is an interdisciplinary studies major.

Fountain's Career Statistics

Season	GP	GS	UA	A	TT	TFL	Sk	Int.	PBU	FF	FR
2019	4	0	0	0	0	0.0	0.0	0	0	0	0
2020	5	0	2	0	2	0.0	0.0	0	0	1	0
2021	14	0	14	5	19	5.0	3.0	0	1	0	1
2022	10	0	19	15	34	5.5	3.0	0	1	0	1
Career	33	0	35	20	55	10.5	6.0	0	2	1	2

Career Highs: Tackles: 8 at Boise State (9/30/22); Tackles For Loss: 2.0 vs. Toledo (9/24/22), vs. Utah (9/18/21); Sacks: 2.0 vs. Utah (9/18/21); Pass Breakups: 1 at No. 14/15 Utah (9/17/22), vs. Utah (9/18/21); Forced Fumbles: 1 vs. UNLV (10/24/20); Fumble Recoveries: 1 vs. UNLV (11/5/22), vs. Towson (9/25/21).

2022 Highs: Tackles: 8 at Boise State (9/30/22); Tackles For Loss: 2.0 vs. Toledo (9/24/22); Sacks: 1.0 at Fresno State (10/29/22), vs. Toledo (9/24/22), at No. 14/15 Utah (9/17/22); Pass Breakups: 1 at No. 14/15 Utah (9/17/22); Fumble Recoveries: 1 vs. UNLV (11/5/22).

Fountain's Career Game-by-Game (Games Played Only)

Date	Opponent	GP	GS	UA	A	TT	TFL	Sk.	Int.	PBU	FF	FR
A.31.19	Weber State	1	0	0	0	0	0.0	0.0	0	0	0	0
S.7.19	at UCLA	1	0	0	0	0	0.0	0.0	0	0	0	0
S.14.19	at New Mexico State	1	0	0	0	0	0.0	0.0	0	0	0	0
S.21.19	Utah State*	1	0	0	0	0	0.0	0.0	0	0	0	0
O.24.20	UNLV*	1	0	1	0	1	0.0	0.0	0	0	1	0
O.31.20	at Utah State*	1	0	0	0	0	0.0	0.0	0	0	0	0
N.14.20	Hawai'i**	1	0	0	0	0	0.0	0.0	0	0	0	0
N.21.20	at Nevada*	1	0	1	0	1	0.0	0.0	0	0	0	0
N.28.20	at Colorado	1	0	0	0	0	0.0	0.0	0	0	0	0
S.4.21	New Mexico State	1	0	2	0	2	1.0	1.0	0	0	0	0
S.11.21	at Arizona	1	0	2	0	2	1.0	0.0	0	0	0	0
S.18.21	Utah	1	0	2	1	3	2.0	2.0	0	1	0	0
S.25.21	Towson	1	0	2	0	2	0.0	0.0	0	0	0	1
O.9.21	New Mexico*	1	0	0	1	1	0.0	0.0	0	0	0	0
O.15.21	at San José State*	1	0	1	1	2	0.0	0.0	0	0	0	0
O.23.21	at Air Force*	1	0	1	0	1	1.0	0.0	0	0	0	0
O.30.21	Fresno State*	1	0	0	0	0	0.0	0.0	0	0	0	0
N.6.21	at Hawai'i**	1	0	0	0	0	0.0	0.0	0	0	0	0
N.13.21	Nevada*	1	0	1	0	1	0.0	0.0	0	0	0	0
N.19.21	at UNLV*	1	0	0	0	0	0.0	0.0	0	0	0	0
N.26.21	Boise State*	1	0	1	2	3	0.0	0.0	0	0	0	0
D.4.21	Utah State!	1	0	2	0	2	0.0	0.0	0	0	0	0
D.21.21	vs. No. 24/25 UTSA%	1	0	0	0	0	0.0	0.0	0	0	0	0
S.3.22	Arizona	1	0	1	2	3	0.0	0.0	0	0	0	0
S.10.22	Idaho State	1	0	2	4	6	0.5	0.0	0	0	0	0
S.17.22	at No. 14/15 Utah	1	0	4	1	5	1.0	1.0	0	1	0	0
S.24.22	Toledo	1	0	4	2	6	2.0	1.0	0	0	0	0
S.30.22	at Boise State*	1	0	3	5	8	1.0	0.0	0	0	0	0
O.8.22	Hawai'i**	1	0	0	0	0	0.0	0.0	0	0	0	0
O.22.22	at Nevada*	1	0	1	1	2	0.0	0.0	0	0	0	0
O.29.22	at Fresno State*	1	0	1	0	1	1.0	1.0	0	0	0	0
N.5.22	UNLV*	1	0	2	0	2	0.0	0.0	0	0	0	1
N.12.22	San Jose State*	1	0	1	0	1	0.0	0.0	0	0	0	0

* - Mountain West game. ! - 2021 Mountain West Championship (Dignity Health Sports Park; Carson, Calif.). % - 2021 Tropical Smoothie Frisco Bowl (Toyota Stadium; Frisco, Texas).

#43 SEYDDRICK LAKALAKA (said-rick lock-ah-lock-ah) Linebacker • ^Senior • 6-1 • 235 • Kalihi, Hawaii • Punahou HS

- **At San Diego State:** Stout linebacker, now in his sixth season in the program ... Figures to be in the mix in a deep linebacker group this year ... Enters the season as the backup "Mike" and "Will."
- **2022 (^Senior):** Has 31 tackles (14 solo), three tackles for loss, a sack, two pass breakups and four quarterback hurries on the season in 10 games off the bench ... Has played in 368 snaps ... **vs. Arizona (Sept. 3)** ... Logged a pair of tackles (one solo) with a quarterback hurry in 50 snaps off the bench vs. Arizona on Sept. 3 ... **vs. Idaho State (Sept. 10)** ... Came up with a pair or assisted tackles and a QBH vs. Idaho State in 39 snaps vs. Idaho State

on Sept. 10 ... **at No. 14/15 Utah (Sept. 17)** ... Had a solo stop in 37 reserve snaps at No. 14/15 Utah on Sept. 17 ... **vs. Toledo (Sept. 24)** ... Had a season-high five tackles (two solo) and a career-best two pass breakups in 49 defensive snaps against Toledo on Sept. 24 ... Added a quarterback hurry ... **at Boise State (Sept. 30)** ... Came up with three tackles (two solo), including a 7-yard sack from the blind side, in 41 snaps at Boise State on Sept. 30 ... **vs. Hawai'i (Oct. 8)** ... Registered two tackles and a quarterback hurries in 35 snaps off the bench against Hawai'i on Oct. 8 ... **at Nevada (Oct. 22)** ... Had a season-high six tackles (four solo), one off a career high, with 0.5 tackles for loss in 37 snaps in a reserve role at Nevada on Oct. 22 ... **at Fresno State (Oct. 29)** ... Came up with three stops (one solo) in 28 defensive snaps at Fresno State on Oct. 29 ... **vs. UNLV (Nov. 5)** ... Had three tackles (one solo) with a tackle for loss in 26 snaps vs. UNLV on Nov. 5 ... **vs. San Jose State (Nov. 12)** ... Had four tackles (two solo) with 0.5 tackles for loss in 26 snaps vs. San Jose State on Nov. 12.

- **2021 (Senior):** Played in all 14 games on the season, starting five times ... Had 44 tackles (21 solo), including 4.5 tackles for loss, a 14-yard interception return and two quarterback hurries ... Came off the bench to play 54 of 85 snaps in the opener with New Mexico State on Sept. 4, making four tackles (two solo) ... Registered three tackles (two solo) at Arizona on Sept. 11, including a 3-yard tackle for loss, in 39 snaps in reserve role ... Had six tackles (two solo) in his first start of the season against Utah on Sept. 18, including 0.5 tackles for loss, in 65 snaps ... Came up with a solo stop in a start vs. Towson on Sept. 25 in 36 snaps ... Had three assisted tackles in a third straight start against New Mexico on Oct. 9 in 40 snaps ... Recorded three tackles (one solo) in a start at San José State on Oct. 15, playing 46 of the 81 defensive snaps ... Started for the fifth straight game at Air Force on Oct. 23, recording three tackles (two solo) while playing 48 of the 65 snaps ... Came off the bench to play 32 snaps against Fresno State on Oct. 30, logging three solo tackles ... Logged four tackles (three solo) in 33 defensive snaps off the bench at Hawai'i on Nov. 6 ... Had two tackles (one solo) in 28 snaps off the bench against Nevada on Nov. 13 ... Had one of the best games of his career at UNLV on Nov. 19, recording four tackles (two solo), two tackles for loss, a 14-yard interception and a quarterback hurry ... Played 39 snaps overall off the bench ... Was named one of the team's defensive players of the game ... Recorded six tackles (two solo), including a tackle for loss, and a quarterback hurry in 40 snaps off the bench against Boise State on Nov. 26 ... Had an assisted tackle in 38 defensive snaps in a reserve role vs. Utah State on Dec. 4 in the Mountain West Championship game ... Had an assisted tackle in 32 snaps off the bench against No. 24/25 UTSA in the Tropical Smoothie Frisco Bowl on Dec. 21.

- **2020 (Junior):** Started six of the seven games he played in on the season, missing the Colorado game with an injury and coming off the bench at No. 14/16 Brigham Young ... Had 28 tackles (16 solo), including six tackles for loss (for 24 yards), a forced fumble, an interception, a pass breakup and a quarterback hurry ... Earned his first career start in the opener against UNLV on Oct. 24, logging career highs of five tackles and three tackles for loss (for six yards) ... Entered the start with 10 career tackles and 0.5 tackles for loss in 22 games played ... Had a big game in another start at Utah State on Oct. 31, making three tackles (two solo) with an interception returned for eight yards and a pass breakup ... Both the interception and PBU were the first of his career ... Came up with four tackles (two solo) in a third straight start vs. San José State on Nov. 6 ... Had a monster game against Hawai'i on Nov. 14, recording a career-high seven tackles (four solo), including 2.5 tackles for loss, a forced fumble and a quarterback hurry ... Led the team (tied) in tackles for the first time of his career ... The forced fumble was the first of his career ... Registered three tackles (two solo) in a start at Nevada on Nov. 21 ... Did not travel to Colorado on Nov. 28 because of an injury suffered during practice ... Returned to start against Colorado State on Dec. 5, where he made three tackles (one solo) with 0.5 tackles for loss ... Came off the bench for the first time of the season at No. 14/16 Brigham Young, making three tackles (two solo).

- **2019 (Sophomore):** Played in the team's 13 games on the season, mostly on special teams ... Had seven tackles (five solo), including 0.5 sacks (and 0.5 tackles for loss) ... Logged special teams snaps in the opener vs. Weber State, but did not find the stat sheet ... Also saw statless special teams action at UCLA, at New Mexico State and against Utah State ... Played his first three defensive snaps of the season on the defense at Colorado State, where he made an assisted tackle ... Also played two statless snaps and saw time on special teams once again vs. Wyoming ... Logged special teams snaps at San José State, at UNLV and vs. Nevada ... Got on the field for 15 defensive snaps and played special teams against Fresno State, where he made a career-high three tackles (all solo) ... Had a pair of solo tackles in 26 snaps at Hawai'i ... Played 26 snaps against Brigham Young, but did not record a stat ... Had a tackle, which went down as a 1/2 sack (and 1/2 TFL), in just eight snaps vs. Central Michigan in the New Mexico Bowl ... The 1/2 sack and 1/2 TFL were each the first of his career.

- **2018 (Freshman):** Played in nine of the team's 13 games, mainly on special teams ... Had

three special teams tackles, including two solo stops ... Did not play the team's first two games ... Made his collegiate debut vs. No. 23/25 Arizona State and made one special teams tackle ... Played statless time on special teams vs. Eastern Michigan ... Logged his lone four snaps of the season at rv/No. 25 Boise State, making an assisted tackle ... Did not find the stat sheet on special teams vs. Air Force ... Did not play in consecutive games vs. San José State and at Nevada ... Played the next three games at New Mexico, vs. UNLV and at Fresno State ... Had a solo special teams stop vs. Hawai'i ... Played on special teams vs. Ohio in the DXL Frisco Bowl.

- **2017 (Redshirt):** Redshirted the 2017 campaign.

- **High School:** Three-year letter winner at Punahou High School in Honolulu ... Was second-team all-league as a senior and a honorable mention pick as a junior ... A two-star recruit by both Rivals and Scout ... Also played basketball at Punahou High School and was on the track & field team.

- **Personal:** Seyddrick Loko Manupuna Lakalaka was born Feb. 4, 1999, in Honolulu, Hawaii ... Son of Serena Lakalaka ... Older brother, Ronley, played linebacker at San Diego State from 2015-18, while oldest brother, Steven, played running back at Hawai'i from 2013-16 ... Is majoring in kinesiology with an emphasis as a fitness specialist.

Lakalaka's Career Statistics

Season	GP	GS	UA	A	TT	TFL	Sk	Int.	PBU	FF	FR
2018	9	0	2	1	3	0.0	0.0	0	0	0	0
2019	13	0	5	2	7	0.5	0.5	0	0	0	0
2020	7	6	16	12	28	6.0	0.0	1	1	1	0
2021	14	5	21	23	44	4.5	0.0	1	0	0	0
2022	10	0	14	17	31	3.0	1.0	0	2	0	0
Career	53	11	58	55	113	14.0	1.5	2	3	1	0

Career Highs: Tackles: 7 vs. Hawai'i (11/14/20); Tackles for Loss: 3.0 vs. UNLV (10/24/20); Sacks: 1.0 at Boise State (9/30/22); Interceptions: 1 at UNLV (11/19/21), at Utah State (10/31/20); Pass Breakups: 2 vs. Toledo (9/24/22); Forced Fumbles: 1 vs. Hawai'i (11/14/20).

2022 Highs: Tackles: 6 at Nevada (10/22/22); Tackles for Loss: 1.0 vs. UNLV (11/5/22), at Boise State (9/30/22); Sacks: 1.0 at Boise State (9/30/22); Pass Breakups: 2 vs. Toledo (9/24/22).

Lakalaka's Career Game-by-Game

Date	Opponent	GP	GS	UA	A	TT	TFL	Sk.	Int.	PBU	FF	FR
A.31.18	at No. 13/13 Stanford											
S.8.18	Sacramento State											
S.15.18	No. 23/25 Arizona State	1	0	1	0	1	0.0	0.0	0	0	0	0
S.22.18	Eastern Michigan	1	0	0	0	0	0.0	0.0	0	0	0	0
O.6.18	at rv/No. 24 Boise State*	1	0	0	1	1	0.0	0.0	0	0	0	0
O.12.18	Air Force*	1	0	0	0	0	0.0	0.0	0	0	0	0
O.20.18	San José State*											
O.27.18	at Nevada*											
N.3.18	at New Mexico*	1	0	0	0	0	0.0	0.0	0	0	0	0
N.10.18	UNLV*	1	0	0	0	0	0.0	0.0	0	0	0	0
N.17.18	at Fresno State*	1	0	0	0	0	0.0	0.0	0	0	0	0
N.24.18	Hawai'i*	1	0	1	0	1	0.0	0.0	0	0	0	0
D.19.18	vs. Ohio#	1	0	0	0	0	0.0	0.0	0	0	0	0
A.31.19	Weber State	1	0	0	0	0	0.0	0.0	0	0	0	0
S.7.19	at UCLA	1	0	0	0	0	0.0	0.0	0	0	0	0
S.14.19	at New Mexico State	1	0	0	0	0	0.0	0.0	0	0	0	0
S.21.19	Utah State*	1	0	0	0	0	0.0	0.0	0	0	0	0
O.5.19	at Colorado State*	1	0	0	1	1	0.0	0.0	0	0	0	0
O.12.19	Wyoming*	1	0	0	0	0	0.0	0.0	0	0	0	0
O.19.19	at San José State*	1	0	0	0	0	0.0	0.0	0	0	0	0
O.26.19	at UNLV*	1	0	0	0	0	0.0	0.0	0	0	0	0
N.9.19	Nevada*	1	0	0	0	0	0.0	0.0	0	0	0	0
N.15.19	Fresno State*	1	0	3	0	3	0.0	0.0	0	0	0	0
N.23.19	at Hawai'i*	1	0	2	0	2	0.0	0.0	0	0	0	0
N.30.19	Brigham Young*	1	0	0	0	0	0.0	0.0	0	0	0	0
D.21.19	vs. Central Michigan^	1	0	0	1	1	0.5	0.5	0	0	0	0
O.24.20	UNLV*	1	1	3	2	5	3.0	0.0	0	0	0	0
O.31.20	at Utah State*	1	1	2	1	3	0.0	0.0	1	1	0	0
N.6.20	San José State*	1	1	2	2	4	0.0	0.0	0	0	0	0
N.14.20	Hawai'i*	1	1	4	3	7	2.5	0.0	0	0	1	0

Date	Opponent	GP	GS	UA	A	TT	TFL	Sk.	Int.	PBU	FF	FR
N.21.20	at Nevada*	1	1	2	1	3	0.0	0.0	0	0	0	0
N.28.20	at Colorado	--- Did Not Play - Injured ---										
D.5.20	Colorado State*	1	1	1	2	3	0.5	0.0	0	0	0	0
D.12.20	at No. 14/16 Brigham Young	1	0	2	1	3	0.0	0.0	0	0	0	0
S.4.21	New Mexico State	1	0	2	2	4	0.0	0.0	0	0	0	0
S.11.21	at Arizona	1	0	2	1	3	1.0	0.0	0	0	0	0
S.18.21	Utah	1	1	2	4	6	0.5	0.0	0	0	0	0
S.25.21	Towson	1	1	1	0	1	0.0	0.0	0	0	0	0
O.9.21	New Mexico*	1	1	0	3	3	0.0	0.0	0	0	0	0
O.15.21	at San José State*	1	1	1	2	3	0.0	0.0	0	0	0	0
O.23.21	at Air Force*	1	1	2	1	3	0.0	0.0	0	0	0	0
O.30.21	Fresno State*	1	0	3	0	3	0.0	0.0	0	0	0	0
N.6.21	at Hawai'i*	1	0	3	1	4	0.0	0.0	0	0	0	0
N.13.21	Nevada*	1	0	1	1	2	0.0	0.0	0	0	0	0
N.19.21	at UNLV*	1	0	2	2	4	2.0	0.0	1	0	0	0
N.26.21	Boise State*	1	0	2	4	6	1.0	0.0	0	0	0	0
D.4.21	Utah State!	1	0	0	1	1	0.0	0.0	0	0	0	0
D.21.21	vs. No. 24/25 UTSA%	1	0	0	1	1	0.0	0.0	0	0	0	0
S.3.22	Arizona	1	0	1	1	2	0.0	0.0	0	0	0	0
S.10.22	Idaho State	1	0	0	2	2	0.0	0.0	0	0	0	0
S.17.22	at No. 14/15 Utah	1	0	1	0	1	0.0	0.0	0	0	0	0
S.24.22	Toledo	1	0	2	3	5	0.0	0.0	0	2	0	0
S.30.22	at Boise State*	1	0	2	1	3	1.0	1.0	0	0	0	0
O.8.22	Hawai'i*	1	0	0	2	2	0.0	0.0	0	0	0	0
O.22.22	at Nevada*	1	0	4	2	6	0.5	0.0	0	0	0	0
O.29.22	at Fresno State*	1	0	1	2	3	0.0	0.0	0	0	0	0
N.5.22	UNLV*	1	0	1	2	3	1.0	0.0	0	0	0	0
N.12.22	San Jose State*	1	0	2	2	4	0.5	0.0	0	0	0	0

*Bold indicates season high. * - Mountain West game. # - 2018 DXL Frisco Bowl (Toyota Stadium; Frisco, Texas). ~ - 2019 New Mexico Bowl (Dreamstyle Stadium; Albuquerque, N.M.). ! - 2021 Mountain West Championship (Dignity Health Sports Park; Carson, Calif.). % - 2021 Tropical Smoothie Frisco Bowl (Toyota Stadium; Frisco, Texas).*

#32 DEZ MALONE

Cornerback • Sophomore • 6-2 • 200 • Fresno, Calif. • Edison HS

- **At San Diego State:** Athletic DB who will look for playing time on defense this year after logging brief special teams experience in 2020 ... Made the move from safety to cornerback midway in the 2021 fall camp ... Enters the game as the starting boundary cornerback.
- **2022 (Sophomore):** Has played in all 10 games so far this season, starting each of the last eight ... Has 36 tackles (29 solo) with a tackle for loss, two interceptions and five pass breakups ... Has played in 450 of the 678 snaps overall ... Ranks in a tie for 10th in the Mountain West in interceptions (2, T-74th in FBS) ... vs. Arizona (Sept. 3) ... Logged his first career defensive snaps (18) against Arizona on Sept. 3, making one solo tackle ... **vs. Idaho State (Sept. 10) ...** Played more (49 snaps) against Idaho State on Sept. 10, making a career-high four tackles (three solo) with his first pass breakup ... **at No. 14/15 Utah (Sept. 17) ...** Earned his first career start on Sept. 17 at No. 14/15 Utah, where he tied a team high with six tackles (five solo) in 47 snaps ... The six tackles were a career high ... **Toledo (Sept. 24) ...** Made a second straight start against Toledo on Sept. 24, making five tackles (four solo) with a pass breakup in 51 snaps ... **at Boise State (Sept. 30) ...** Registered three tackles (all solo) and an interception in a start and 47 snaps at Boise State on Sept. 30 ... The interception, which was returned 31 yards, was the first of his career and set up an Aztec field goal to put SDSU up, 3-0 ... **vs. Hawai'i (Oct. 8) ...** Had five tackles (four solo), including a tackle for loss, in 49 defensive snaps in a start against Hawai'i on Oct. 8 ... **at Nevada (Oct. 22) ...** Had two solo stops in a start and 34 snaps at Nevada on Oct. 22 ... **at Fresno State (Oct. 29) ...** Registered three tackles (two solo) in a start at Fresno State on Oct. 29, playing 60 of the 75 snaps in the game ... **vs. UNLV (Nov. 5) ...** Came up with his second career interception against UNLV on Nov. 5, while adding four tackles and a pass breakup ... Started and played 57 of the 61 snaps ... **vs. San Jose State (Nov. 12) ...** Had three tackles (one solo) and a career-high two pass breakups in a start and 38 snaps vs. San Jose State on Nov. 12.
- **2021 (Freshman):** Saw action in eight games on special teams, but did not record a stat ... Played in each of the first six games before not playing at Air Force on Oct. 23 ... Played again vs. Fresno State on Oct. 30 ... Did not play at Hawai'i on Nov. 6 ... Played vs. Nevada on Nov.

13... Did not play over the final four games.

- **2020 (Redshirt):** Played two games on special teams without recording a stat ... Did not travel for the first four games ... Made the travel squad for the first time for the game at Nevada on Nov. 21 but did not play ... Logged his first special teams snaps at Colorado on Nov. 28 ... Also played the following week against Colorado State (Dec. 5) ... Did not play in the season finale at No. 14/16 Brigham Young on Dec. 12.
- **High School:** Was a three-year letter winner at Edison High School in Fresno, Calif. ... Was a two-time first-team all-league selection ... Also a captain and team MVP ... A three-star recruit by both 247sports and ESPN, and a two-star recruit by Rivals ... Received a scout grade of 82 by 247sports and 73 by ESPN.
- **Personal:** Dezhon Malone was born March 17, 2002, in Fresno, Calif. ... Son of Desmond Malone and Jazmin Thomas ... Picked the Aztecs over offers from Oregon State, Brigham Young, Fresno State and UNLV ... Is undecided on a major.

Malone's Career Statistics

Season	GP	GS	UA	A	TT	TFL	Sk	Int.	PBU	FF	FR
2020	2	0	0	0	0	0.0	0.0	0	0	0	0
2021	8	0	0	0	0	0.0	0.0	0	0	0	0
2022	10	8	29	7	36	1.0	0.0	2	5	0	0
Career	20	8	29	7	36	1.0	0.0	2	5	0	0

Career/2022 Highs: Tackles: 6 at No. 14/15 Utah (9/17/22); Tackles For Loss: 1.0 vs. Hawai'i (10/8/22); Interceptions: 1 vs. UNLV (11/5/22), at Boise State (9/30/22); Pass Breakups: 2 vs. San Jose State (11/12/22).

Malone's Career Game-by-Game (Games Played Only)

Date	Opponent	GP	GS	UA	A	TT	TFL	Sk.	Int.	PBU	FF	FR
N.28.20	at Colorado	1	0	0	0	0	0.0	0.0	0	0	0	0
D.5.20	Colorado State	1	0	0	0	0	0.0	0.0	0	0	0	0
S.4.21	New Mexico State	1	0	0	0	0	0.0	0.0	0	0	0	0
S.11.21	at Arizona	1	0	0	0	0	0.0	0.0	0	0	0	0
S.18.21	Utah	1	0	0	0	0	0.0	0.0	0	0	0	0
S.25.21	Towson	1	0	0	0	0	0.0	0.0	0	0	0	0
O.9.21	New Mexico*	1	0	0	0	0	0.0	0.0	0	0	0	0
O.15.21	at San José State*	1	0	0	0	0	0.0	0.0	0	0	0	0
O.30.21	Fresno State*	1	0	0	0	0	0.0	0.0	0	0	0	0
N.13.21	Nevada*	1	0	1	0	1	0.0	0.0	0	0	0	0
S.3.22	Arizona	1	0	1	0	1	0.0	0.0	0	0	0	0
S.10.22	Idaho State	1	0	3	1	4	0.0	0.0	0	1	0	0
S.17.22	at No. 14/15 Utah	1	1	6	1	7	0.0	0.0	0	0	0	0
S.24.22	Toledo	1	1	4	1	5	0.0	0.0	0	1	0	0
S.30.22	at Boise State*	1	1	3	0	3	0.0	0.0	1	0	0	0
O.8.22	Hawai'i*	1	1	4	1	5	1.0	0.0	0	0	0	0
O.22.22	at Nevada*	1	1	2	0	2	0.0	0.0	0	0	0	0
O.29.22	at Fresno State*	1	1	2	1	3	0.0	0.0	0	0	0	0
N.5.22	UNLV*	1	1	4	0	4	0.0	0.0	1	1	0	0
N.12.22	San Jose State*	1	1	1	2	3	0.0	0.0	0	2	0	0

*Bold indicates season high. * - Mountain West game.*

#45 JESSE MATTHEWS

Wide Receiver • Senior • 6-0 • 190 • San Diego, Calif. • Christian HS

- **At San Diego State:** Former walk-on, who earned a scholarship just before the team's New Mexico Bowl appearance in 2019 ... Solid route-runner, who burst onto the scene after a fantastic 2019 spring campaign ... Has arguably the best vertical jump of the Aztec receivers ... Makes incredible catches look easy ... Entered the 2019 fall camp as the No. 4 'Z' receiver, but worked himself into a starting role by the opener ... Is the projected starting 'Z' receiver heading into the season ... Also can return punts ... Is one of 27 players in program history with at least five 100-yard receiving games ... Ranks eighth in school history in receptions (161), tied for 14th in receiving touchdowns (15) and 17th in receiving yards (1,968) ... In two career bowl games, he has totaled 14 receptions for 286 yards and four touchdowns, winning offensive MVP honors both times (shared the award with Jordan Byrd at the 2019 New Mexico Bowl).
- **2022 (Senior):** Is one of SDSU's four team captains ... Has racked up numerous preseason accolades, including being named to the Senior Bowl Watch List, as well as a first-team all-

Mountain West selection by the league's media, as well as Phil Steele Magazine and Athlon Sports ... Also is a preseason second-team selection by Lindy's Sports ... Ranked as "SDSU's No. 5 player" by Athlon ... Also is a "SDSU player to watch" by Lindy's Sports ... Has a team-high 32 catches for 367 yards (11.5 avg.) with three touchdowns and a long catch of 28 yards in nine starts and 10 games played ... Also has returned three punts for 11 yards (3.7 avg.) ... Has three tackles as well ... Is tied for ninth in the Mountain West in receptions (32) and receptions per game (3.20), and tied for 10th in receiving touchdowns (3) ... Currently has a streak of three straight games with a touchdown catch after not having one the first seven games of the year ... vs. Arizona (Sept. 3) ... Came up with two catches for 18 yards (9.0 avg.) in a start in 42 snaps vs. Arizona on Sept. 3 ... The long reception was 15 yards ... vs. Idaho State (Sept. 10) ... Came up with eight catches for 24 yards (8.0 avg.) with a long of 13 yards against Idaho State on Sept. 10 while playing 48 snaps ... at No. 14/15 Utah (Sept. 17) ... Had a 15-yard catch in 37 snaps in a start at No. 14/15 Utah on Sept. 17 ... Also had a solo tackle on an Aztec turnover ... vs. Toledo (Sept. 24) ... Made three catches for 11 yards (3.7 avg.) with a long of seven yards, starting and playing 49 snaps in a start vs. Toledo on Sept. 24 ... at Boise State (Sept. 30) ... Came up with a 26-yard catch on a third-and-7 at Boise State on Sept. 30 ... Started and played 45 of the 53 offensive snaps ... vs. Hawai'i (Oct. 8) ... Had his most productive game of the season against Hawai'i on Oct. 8, making six catches for 68 yards (11.3 avg.) with a long of 25 yards ... Played 69 of the team's 73 snaps in the game ... at Nevada (Oct. 22) ... Came up with three catches for 27 yards (9.0 avg.) with a long of 15 yards in a start at Nevada on Oct. 22, playing 63 of the team's 67 snaps ... at Fresno State (Oct. 29) ... Had four catches for 37 yards and a touchdown in 57 snaps at Fresno State on Oct. 29 ... The touchdown was his first of the season ... vs. UNLV (Nov. 5) ... Had five catches for a season-high 84 yards (16.8 avg.) and a touchdown in 65 snaps off the bench vs. UNLV on Nov. 5 ... Included in the five catches was a season long of 28 yards ... vs. San Jose State (Nov. 12) ... Caught four passes for 57 yards (14.3 avg.) and a touchdown in a start and 65 snaps vs. San Jose State on Nov. 12 ... Caught a touchdown pass for the third straight game after not having a touchdown the first seven games of the season ... Now has three touchdowns this year and 15 for his career (T-14th in SDSU history) ... Has 161 receptions for his career which rank eighth in program history ... Also has 1,968 receiving yards for his career, which ranks 17th in program history ... Also made a tackle after an Aztec turnover.

- **2021 (Junior):** Racked up numerous preseason accolades, including being named a second-team selection as a punt returner by Phil Steele Magazine, a third-team punt returner by Athlon Sports and wide receiver by Pro Football Focus, a fourth-team receiver by Phil Steele Magazine and an honorable-mention punt returner by Pro Football Focus ... College Football News deemed him as "SDSU's fourth-best offensive player" and the "Key San Diego State player to a successful season" ... Started 13 of the team's 14 games and played in all 14 ... Had team highs of 57 catches, 642 yards and nine touchdowns, averaging 11.3 yards per reception ... Also rushed three times for 5 yards (1.7 avg.) ... Also threw a 2-point conversion to quarterback Lucas Johnson ... The nine touchdown catches were the most by an Aztec since Vincent Brown had 10 in 2010 and tied for the 11th most in a season ... Ranked eighth in the Mountain West in receiving touchdowns (9, T-31st in FBS) ... Over his final four games, he totaled 37 catches for 465 yards and seven touchdowns ... Started for the 11th straight game at wide receiver in the opener against New Mexico State on Sept. 4, making a 5-yard catch and recording a 6-yard rush across 34 snaps ... Finished with a 5-yard grab in 31 snaps in a start at Arizona on Sept. 11, while rushing twice for a 1-yard loss ... Had two catches for 11 yards (5.5 avg.) with a long of eight yards in a start vs. Utah on Sept. 18 ... Also threw the game-winning 2-point conversion to quarterback Lucas Johnson in the third overtime ... Played 41 snaps overall ... Made two catches for 13 yards (6.5 avg.) in 22 snaps in a start vs. Towson on Sept. 25 ... Had a 6-yard catch in 47 offensive snaps in a start against New Mexico on Oct. 9 ... Had a big game in other start at San José State on Oct. 15, making four catches for 54 yards (13.5 avg.) and two touchdowns in 56 snaps ... Caught a pair of touchdown passes in each overtime session, first from 14 yards out and then from 24 yards out ... Was named the team's offensive player of the game ... Came up with a team-high and game-high four catches for 18 yards (4.5 avg.) in 38 starts in a start at Air Force on Oct. 23 ... Made two catches for 39 yards (19.5 avg.) in a start vs. Fresno State, owning a season-long catch of 29 yards ... Played 63 snaps overall ... Did not start at Hawai'i on Nov. 6, snapping a streak of 18 straight starts ... Also did not make a catch, snapping a streak of 12 consecutive games with at least one reception ... Played 17 snaps in the game ... Returned to start against Nevada on Nov. 13, making three catches for 26 yards (8.7 avg.) in 65 offensive snaps ... Had a huge game at UNLV on Nov. 19, making a career-high nine catches for 75 yards and a career-high three touchdowns ... The three touchdown catches for the most by an Aztec since Colin Lockett had three in the 2011 New Orleans Bowl, while the nine catches were the most at SDSU since Mikah Holder had nine at UNLV on

Oct. 7, 2017 ... Caught nine passes on nine targets ... The 75 yards were a season high ... Was named the team's offensive player of the game ... Followed that up with another nine-catch game against Boise State on Nov. 26, totaling 133 yards and a touchdown as well ... Broke 100 yards for the first time since Nov. 6, 2020 vs. San Jose State on Nov. 6, 2020 ... Became the third Aztec with a 100-yard receiving game this season (also Daniel Bellinger (113 at Arizona on Sept. 11 and Elijah Kothe vs. Fresno State on Oct. 30) ... Broke the 100-yard mark in the first half (six catches for 108 yards) ... Also tied a then career high (accomplished previous game at UNLV) with nine catches ... Was chosen as one of SDSU's offensive players of the game ... Had another good game against Utah State in the Mountain West Championship on Dec. 4, making eight catches for 82 yards and a touchdown ... Had a monster game against No. 24/25 UTSA in the Tropical Smoothie Frisco Bowl on Dec. 21 with career highs of 11 catches and 175 yards, along with two touchdowns, en route to being named the offensive most valuable player ... Also made ESPN's All-Bowl Team ... The 11 receptions were the most by an Aztec since De-Marco Sampson had 12 vs. Utah on Nov. 20, 2010, while the 175 yards were the most since Fred Trevillion had 189 at Fresno State on Nov. 17, 2018 ... Became the 27th Aztec with at least five, 100-yard receiving games ... Caught his sixth touchdown and seventh touchdowns over his past four games, eighth and ninth of the season and 11th and 12th of his career ... His nine touchdown catches are the most by an Aztec since Vincent Brown had 10 in 2010 ... It was his fourth straight game with a TD catch ... Over those four games, he totaled 37 catches for 465 yards and seven touchdowns ... In two career bowl games, he has totaled 14 receptions for 286 yards and four touchdowns, winning offensive MVP honors both times (shared the award with Jordan Byrd at the 2019 New Mexico Bowl).

- **2020 (Sophomore):** Was named a Burlsworth Trophy nominee for a second straight year, which goes out to the most outstanding collegiate football player who began his career as a walk-on and has shown outstanding performance on the field ... Was listed as the "seventh-rated player in the Mountain West" by Pro Football Focus ... Was called "SDSU's fourth-best offensive player" by College Football News ... Started the team's eight games on the season at wide receiver and three times as the punt returner ... Had 24 catches for 326 yards (13.6 avg.) with a touchdown and a long catch of 51 yards ... Led the team in catches (24), receiving yards (326) and long catch (51) ... Also returned 12 punts for 113 yards (9.4 avg.) with a long of 29 yards ... Ranked second in the Mountain West and 14th in FBS in punt return average (9.42) ... Earned the start against UNLV in the opener on Oct. 24 and made a 10-yard grab ... Also appeared to finish with a touchdown catch, but the play was overruled by video replay ... Started again at Utah State on Oct. 31, making three catches for 24 yards (8.0 avg.) with a long of 12 yards ... Hauled in six passes for a career-high 139 yards against San José State on Nov. 6, making the Pro Football Focus National Team of the Week ... Recorded his first 100-yard game of the season and third of his career (all over the last seven games) ... Became the 41st player in program history with three career 100-yard games ... Had a career-long 51-yard reception in the game ... Earned the start against Hawai'i at wide receiver on Nov. 14, but did not make a catch, snapping a streak of 16 straight games ... Returned his first five punts of the season for 60 yards (12.0 avg.) with a long of 29 yards ... Set career highs in all three punt return categories - returns (5), yards (60) and long (29), while tying a career best in average (12.0) ... Recorded five catches for 80 yards (16.0 avg.) with a long of 35 yards in a start at Nevada on Nov. 21 ... All three marks were team highs ... Also returned two punts for 15 yards (7.5 avg.) with a long of 10 yards ... Had two catches for 13 yards (6.5 avg.) in a start at Colorado on Nov. 28, while returning two punts for 18 yards (9.0 avg.) with a long of 17 yards ... Had a pair of catches for nine yards in a start vs. Colorado State on Dec. 5, including a 9-yard touchdown ... The touchdown was his first of the season and third of his career, and put SDSU on the scoreboard ... Had team highs of five receptions and 51 yards (10.2 avg.) in another start at No. 14/16 Brigham Young, while also returning a punt for 13 yards.
- **2019 (Freshman):** Won a pair of team awards, including the Byron H. Chase Memorial Trophy (offensive player of the year) and the Outstanding Freshman Award (with Cameron Thomas) ... Became the first Aztec freshman to be named an offensive or defensive outstanding player since quarterback Ryan Lindley in 2008 ... Was named a Burlsworth Trophy nominee, which goes out to the most outstanding collegiate football player who began his career as a walk-on and has shown outstanding performance on the field ... Started 10 games and played in all 13 ... Had 48 catches for 633 yards (13.2 avg.) with two touchdowns and a long of 74 yards ... Also had 12 punt returns for 78 yards (6.5 avg.) with a long of 25 yards and a 7-yard rush ... Had the fifth-most catches (48) in the country without a dropped pass (according to Pro Football Focus) ... His 48 receptions and 633 receiving yards each ranked second on the team ... Among freshmen in SDSU single-season history, Matthews ranked second in receptions (48) and third in receiving yards (633) ... Started the opener vs. Weber State in his first collegiate game, making three catches for 25 yards (8.3 avg.) with a long of 11 yards over 40 snaps ... Had five catches for 59 yards (11.8 avg.) in a second straight start at UCLA, playing

62 snaps ... Had a long catch of 20 yards ... Had four of his five receptions for 41 yards in the first quarter and an 18-yard grab on a third-and-3 situation late in the fourth quarter, which led to a field goal that put the game away for SDSU ... Also started at punt returner for the first time of his career, but did not record a return ... Started again at New Mexico State, making four catches for 31 yards (8.8 avg.) with a long of 10 yards ... The four receptions tied Elijah Kothe for the most on the team ... Came off the bench for the first time against Utah State, playing 45 snaps ... Made a highlight reel diving 20-yard catch on a second-and-26 situation ... Also had his first career rush for seven yards and his first career punt return (13 yards), starting there for the second time ... Had two catches for 16 yards (8.0 avg.) with a long of eight yards in 33 snaps in a reserve role at Colorado State ... Had career highs of six catches and 73 yards (12.2 avg.) in a start against Wyoming, playing 55 snaps ... In the second half alone, caught five passes for 65 yards ... His biggest catch was a career-long 25-yard grab on a fourth-and-3 situation late in the fourth quarter ... It extended the drive and led to a 10-yard Juwan Washington touchdown run, which put the Aztecs on top for good ... Had three catches for 22 yards (7.3 avg.) in 57 offensive snaps at San José State, while also handling a punt return for zero yards ... Made two catches for 15 yards (7.5 avg.) in a start at UNLV, logging 34 snaps on the offensive side of the ball ... Also excelled as a punt returner, returning four for 48 yards (12.0 avg.) with a long of 25 yards ... Ended up setting career highs in punt returns (4), punt return yards (48), punt return average (12.0) and long punt return (25) ... Caught three passes for 32 yards (10.7 avg.) with a long of 18 yards in a start and 60 snaps vs. Nevada ... Also returned three punts for 17 yards (5.7 avg.) with a long return of nine yards ... Had a career-high eight catches for a career-best 119 yards against Fresno State in a start and 65 snaps, being named to the Pro Football Focus Mountain West Team of the Week for the first time of his career ... Became the 86th different 100-yard receiver in program history (328th occasion overall) ... Also returned two punts for zero yards ... Had four catches for 32 yards (8.0 avg.) in 53 offensive snaps off the bench at Hawai'i ... Had team highs of four receptions and 78 yards (19.5 avg.) in a start and 53 snaps against Brigham Young ... Had a career-long 33-yard catch in the game, while his 19.5 average was also a career best (min. 2 rec.) ... Was named the co-Most Valuable Offensive Player of the New Mexico Bowl vs. Central Michigan when he had three receptions for 111 yards and his first two career touchdowns ... Recorded his second 100-yard receiving game of the season (and career) ... The 74-yard touchdown catch was SDSU's longest offensive play this year and the longest catch of his career ... Finished with 19 catches and 340 yards (85.0 ypg) over his final four games.

- **2018 (Redshirt):** Was named the team's offensive scout player of the year while using his redshirt campaign.
- **High School:** Was a two-year letter winner at nearby Christian High School in El Cajon, Calif. ... Helped the Patriots to a 8-3 record as a senior, including a 3-1 league mark ... Was a first-team all-league and all-county performer as a senior in 2017, when he had 57 catches for 888 yards (15.6 avg.) and 14 touchdowns (according to MaxPreps) ... Also was 2-for-2 passing for 102 yards and two touchdowns, while recording 35 tackles (25 solo), three interceptions and two fumble recoveries on defense ... Also was a shortstop on the baseball team and the point guard on the basketball squad.
- **Personal:** Jesse Thomas Eliseo Matthews was born Aug. 12, 1999, in San Diego ... Son of Tom and Jessica Matthews ... Is majoring in communication.

Matthews' Career Statistics

Receiving

Season	GP	GS	Rec.	Yds.	Avg.	Long	TD
2019	13	10	48	633	13.2	74	2
2020	8	8	24	326	13.6	51	1
2021	14	13	57	642	11.3	32	9
2022	10	9	32	367	11.5	28	3
Career	45	40	161	1,968	12.2	74	15

Punt Returns

Season	GP	GS	No.	Yds.	Avg.	Long	TD
2019	13	8	12	78	6.5	25	0
2020	8	3	12	113	9.4	29	0
2021	14	0	0	0	0.0	0	0
2022	10	0	3	11	3.7	10	0
Career	45	11	27	202	7.5	29	0

Career Highs: Receptions: 11 vs. No. 24/25 UTSA (12/21/21); Receiving Yards: 175 vs. No. 24/25 UTSA (12/21/21); Receiving Touchdowns: 3 at UNLV (11/19/21); Long Reception: 74 vs. Central Michigan (12/21/19); Carries: 2 at Arizona (9/11/21); Rushing Yards: 7 vs. Utah

State (9/21/19); Long Rush: 7 vs. Utah State (9/21/19); Punt Returns: 5 vs. Hawai'i (11/14/20); Punt Return Yards: 60 vs. Hawai'i (11/14/20); Long Punt Return: 29 vs. Hawai'i (11/14/20); All-Purpose Yards: 175 vs. No. 24/25 UTSA (12/21/21); Tackles: 1 vs. San Jose State (11/12/22), at Nevada (10/22/22), at No. 14/15 Utah (9/17/22).

2022 Highs: Receptions: 6 vs. Hawai'i (10/8/22); Receiving Yards: 84 vs. UNLV (11/5/22); Receiving Touchdowns: 1 vs. San Jose State (11/12/22), vs. UNLV (11/5/22), at Fresno State (10/29/22); Long Reception: 28 vs. UNLV (11/5/22); Punt Returns: 1 at Fresno State (10/29/22), vs. Toledo (9/24/22), vs. Idaho State (9/10/22); Punt Return Yards: 10 vs. Toledo (9/24/22); Long Punt Return: 10 vs. Toledo (9/24/22) All-Purpose Yards: 84 vs. UNLV (11/5/22); Tackles: 1 vs. San Jose State (11/12/22), at Nevada (10/22/22), at No. 14/15 Utah (9/17/22).

Matthews' Career Game-by-Game

Receiving

Date	Opponent	GP	GS	No.	Yds.	Avg.	Lg.	TD	TD Lengths
A.31.19	Weber State	1	1	3	25	8.3	11	0	
S.7.19	at UCLA	1	1	5	59	11.8	20	0	
S.14.19	at New Mexico State	1	1	4	31	7.8	10	0	
S.21.19	Utah State*	1	0	1	20	20.0	20	0	
O.5.19	at Colorado State*	1	0	2	16	8.0	8	0	
O.12.19	Wyoming*	1	1	6	73	12.2	25	0	
O.19.19	at San José State*	1	1	3	22	7.3	10	0	
O.26.19	at UNLV*	1	1	2	15	7.5	10	0	
N.9.19	Nevada*	1	1	3	32	10.7	18	0	
N.15.19	Fresno State*	1	1	8	119	14.9	29	0	
N.23.19	at Hawai'i*	1	0	4	32	8.0	12	0	
N.30.19	Brigham Young*	1	1	4	78	19.5	33	0	
D.21.19	vs. Central Michigan~	1	1	3	111	37.0	74	2	22, 74
O.24.20	UNLV*	1	1	1	10	10.0	10	0	
O.31.20	at Utah State*	1	1	3	24	8.0	12	0	
N.6.20	San José State*	1	1	6	139	23.2	51	0	
N.14.20	Hawai'i*	1	1	0	0	0.0	0	0	
N.21.20	at Nevada*	1	1	5	80	16.0	35	0	
N.28.20	at Colorado	1	1	2	13	6.5	16	0	
D.5.20	Colorado State*	1	1	2	9	4.5	8	1	8
D.12.20	at No. 14/16 Brigham Young	1	1	5	51	10.2	17	0	
S.4.21	New Mexico State	1	1	1	5	5.0	5	0	
S.11.21	at Arizona	1	1	1	5	5.0	5	0	
S.18.21	Utah	1	1	2	11	5.5	8	0	
S.25.21	Towson	1	1	2	13	6.5	8	0	
O.9.21	New Mexico*	1	1	1	6	6.0	6	0	
O.15.21	at San José State*	1	1	4	54	13.5	24	2	14, 24
O.23.21	at Air Force*	1	1	4	18	4.5	10	0	
O.30.21	Fresno State*	1	1	2	39	19.4	29	0	
N.6.21	at Hawai'i*	1	0	0	0	0.0	0	0	
N.13.21	Nevada*	1	1	3	26	8.7	14	0	
N.19.21	at UNLV*	1	1	9	75	8.3	24	3	4, 24, 7
N.26.21	Boise State*	1	1	9	133	14.8	30	1	29
D.4.21	Utah State!	1	1	8	82	10.3	18	1	5
D.21.21	vs. No. 24/25 UTSA%	1	1	11	175	15.9	32	2	20, 11
S.3.22	Arizona	1	1	2	18	9.0	15	0	
S.10.22	Idaho State	1	1	3	24	8.0	13	0	
S.17.22	at No. 14/15 Utah	1	1	1	15	15.0	15	0	
S.24.22	Toledo	1	1	3	11	3.7	7	0	
S.30.22	at Boise State*	1	1	1	26	26.0	26	0	
O.8.22	Hawai'i*	1	1	6	68	11.3	25	0	
O.22.22	at Nevada*	1	1	3	27	9.0	15	0	
O.29.22	at Fresno State*	1	1	4	37	9.3	10	1	7
N.5.22	UNLV*	1	1	5	84	16.8	28	1	28
N.12.22	San Jose State*	1	1	4	57	14.3	20	1	20

Punt Returns (Games Started as a Punt Returner or with a Punt Return Only)

Date	Opponent	GP	GS	No.	Yds.	Avg.	Lg.	TD	TD Lengths
S.7.19	at UCLA	1	*	0	0	0.0	0	0	
S.21.19	Utah State*	1	*	1	13	13.0	13	0	
O.19.19	at San José State*	1		1	0	0.0	0	0	
O.26.19	at UNLV*	1	*	4	48	12.0	25	0	
N.9.19	Nevada*	1	*	3	17	5.7	9	0	
N.15.19	Fresno State*	1	*	2	0	0.0	1	0	
N.23.19	at Hawai'i*	1	*	0	0	0.0	0	0	
N.30.19	Brigham Young	1	*	0	0	0.0	0	0	
D.21.19	vs. Central Michigan~	1	*	1	0	0.0	0	0	
N.14.20	Hawai'i*	1	*	5	60	12.0	29	0	
N.21.20	Nevada*	1	*	2	15	7.5	10	0	
N.28.20	at Colorado	1	*	2	18	9.0	17	0	
D.5.20	Colorado State*	1		2	7	3.5	7	0	
D.12.20	at No. 14/16 Brigham Young	1		1	13	13.0	13	0	
S.10.22	Idaho State	1		1	1	1.0	1	0	
S.24.22	Toledo	1		1	10	10.0	10	0	
O.29.22	at Fresno State*	1		1	0	0.0	0	0	

*Bold indicates season high. * - Mountain West game. ~ - 2019 New Mexico Bowl (Dreamstyle Stadium; Albuquerque, N.M.). ! - 2021 Mountain West Championship (Dignity Health Sports Park; Carson, Calif.). % - 2021 Tropical Smoothie Frisco Bowl (Toyota Stadium; Frisco, Texas). GS - * in this category the player was on the field the first time San Diego State was in the kick/punt return formation.*

#18 JALEN MAYDEN**Quarterback • Senior • 6-3 • 220 • Garland, Texas • Mississippi State**

- **At San Diego State:** Joined the Aztecs in the early signing period in December 2021 after transferring from Mississippi State ... Made the move from quarterback to safety for the spring 2022 season ... Entered the year third at depth chart at the signature 'Aztec' position in the 3-3-5 defense, but moved to quarterback for the week against Hawai'i (first day back at practice was Monday, Oct. 3; Hawai'i game was Oct. 8).
- **2022 (Senior):** Has played in all 10 games on the season, the first five on defense and special teams and the last five as the team's quarterback ... Has played 81 snaps on defense and 343 snaps on offense ... Has nine tackles (four solo) on defense ... On offense is 91-for-138 (65.9 pct.) for 1,253 yards and eight touchdowns (also four interceptions), owning a 155.5 pass efficiency rating ... Also has rushed for 171 yards with three touchdowns on 46 carries (3.7 avg.) ... Ranked second in the Mountain West in total offense yards per play (7.74, 20th in FBS), seventh in passing touchdowns (8), passing yards per game (125.30) and total offense per game (142.40), eighth in passing yards (1,253) and completions (91), and tied for eighth in points responsible for (66), despite playing his first five games at safety and on special teams, and only playing five games at quarterback ... Since he moved to quarterback for the Oct. 8 game against Hawai'i, he is ranked first in the Mountain West (min. 100 attempts) in passing yards per game (250.6), second in passing yards (1,253) and yards per completion (13.77), tied for second in passing touchdowns (8), and third in pass efficiency rating (155.5) and yards per attempt (9.08) ... Over that span among MW quarterbacks, he is ranked second in rushing yards (171) and rushing yards per game (34.2), and in a tie for second in rushing touchdowns (3) ... If you take away the 12 times he has been sacked this year (for 61 yards), he has rushed 34 times for 232 yards (6.8 avg.) with three touchdowns ... The three rushing scores are tied for the fifth most among Mountain West quarterbacks ... **vs. Arizona (Sept. 3)** ... Played one snap against Arizona on Sept. 3, the first defensive snap of his career, and also on special teams ... **vs. Idaho State (Sept. 10)** ... Played five snaps against Idaho State, recording his first career tackle ... **at No. 14/15 Utah (Sept. 17)** ... Came off the bench for four statless snaps at No. 14/15 Utah on Sept. 17 ... **vs. Toledo (Sept. 24)** ... Was counted on to play 65 snaps against Toledo on Sept. 24 with starter Patrick McMorris out with an injury and backup Kyron White being ejected early for targeting ... Ended up with a career-high eight tackles (three solo) ... **at Boise State (Sept. 30)** ... Logged six statless snaps at Boise State on Sept. 30 ... **vs. Hawai'i (Oct. 8)** ... Threw for 322 yards and a touchdown in his first career start against Hawai'i on Oct. 8, completing 24 of 36 passes ... Threw for 322 yards, just six passing yards shy (328) of what San Diego State had for its first five games of the season ... His 322 yards were the most by an Aztec quarterback in their starting debut since current quarterbacks coach Ryan Lindley threw for 352 against Cal Poly on Aug. 30, 2008 ... The 322 yards were the most passing yards in a debut in an Aztec win since Kevin McKechnie threw for 371 against

Navy on Sept. 5, 1997 ... Became the 27th different Aztec with a 300-yard passing game (127th time overall) ... Picked up the win in his first career start ... An Aztec quarterback has now won his starting debut in six of the last eight tries. SDSU quarterbacks were 1-13 in the previous 14 debuts prior to this stretch ... Made his first career start at quarterback after playing safely for 65 snaps just two weeks prior against Toledo ... Set career highs in passing yards, completions, attempts, long pass and carries ... Threw his second career touchdown pass ... Was named the team's offensive player of the game ... **at Nevada (Oct. 22)** ... Earned the start at Nevada on Oct. 22, going 12-for-25 for 156 yards ... Also rushed seven times for a career-high 50 yards, including a 32-yard touchdown which put the Aztecs up, 23-7, with 5:29 left in the third quarter, the final points of the game ... Was named the team's offensive player of the game ... **at Fresno State (Oct. 29)** ... Threw for 291 yards in a third straight start at Fresno State on Oct. 29, completing 19 of 24 passes ... Also had his first two interceptions ... Ran eight times for 43 yards (5.4 avg.) and two more scores ... Recorded his first multi-touchdown passing game and first multi-touchdown rushing game. ... Became just the second SDSU quarterback since at least 1996 with at least two passing touchdowns and two rushing touchdowns, joining Ryan Katz (Oct. 6, 2012 vs. Hawai'i) ... Became the first Aztec to account for four touchdowns in a game since quarterback Lucas Johnson had four in the 2021 Frisco Bowl ... Also set a career high with 19 completions ... Scored his second and third career rushing touchdowns ... **vs. UNLV (Nov. 5)** ... Was 19-for-31 for 216 yards and a pair of touchdown passes against UNLV on Nov. 5 ... It was the second straight game with multiple touchdown passes ... **vs. San Jose State (Nov. 12)** ... Had another big game against San Jose State on Nov. 12 en route to being named the Mountain West Offensive Player of the Week (the first by an Aztec quarterback since Ryan Katz on Oct. 8, 2012), throwing for 268 yards and a career-high three touchdown passes (to three different receivers), rallying SDSU back from a 14-0 deficit ... Against a team that ranked in the top 30 on defense in passing (28th, 196.50), rushing (28th, 120.38), total (20th, 316.88) and pass efficiency (34th, 122.58), SDSU managed 268 passing yards, 157 rushing yards, 425 yards and a 206.14 pass efficiency rating under his quarterbacking ... The 206.14 pass efficiency rating was the highest allowed by San Jose State since a 245.7 mark against San Diego State on Nov. 4, 2017 ... The 14-point deficit overcome was SDSU's largest (win or loss) since also overcoming a 14-point deficit at San Jose State on Nov. 9, 2013, SJSU's first year in the league ... Improved to 4-1 as SDSU's starting quarterback ... Threw his sixth, seventh and eighth touchdown passes of the season and now has nine for his career ... The 66-yard touchdown pass to Tyrell Shavers was a career long ... It was his third straight multiple touchdown game ... Has now accounted for nine touchdowns over the last three games (seven passing, two rushing) ... Also ran 13 times for a career-high 61 yards including 69 yards on 11 carries when taking away the two times he was sacked.

- **2021 (Junior):** Has been named as "SDSU's top incoming transfer" by College Football News ... Played in one game at quarterback but was on the travel squad all season ... Made the most of his 18 offensive snaps in two drives late against Utah State in the Mountain West Championship game on Dec. 4, going 5-for-6 for 50 yards and a touchdown on his lone drive ... Also rushed for 36 yards on four attempts (9.0 avg.) with a long run of 33 yards.
- **At Mississippi State (2018-19):** Appeared in three games as a true freshman for the Bulldogs during the 2018 season, completing 1 of 2 passes for nine yards ... Also rushed seven times for 32 yards (4.6 avg.) with a long of 14 ... Did not play in 2019.
- **High School:** Prior to Mississippi State, prepped at Sachse High School in Sachse, Texas ... Led the Mustangs to the third round of the 2017 University Interscholastic League State Championships and a 12-1 record, a year after Sachse HS was 11-1 record and an appearance in the state playoffs ... Invited to ESPN's Elite 11 Camp and was a finalist for the Under Armour Quarterback of the Year as a junior ... Also was a finalist for Texas Class 6A Offensive Player of the Year as a junior ... Led the U.S. National Team to a 26-0 victory over Canada in the first-ever North American Championship following his senior season ... Earned MVP honors at the International Bowl for the U.S. U16 National Team following his junior campaign ... Racked up 9,472 yards of total offense and accounted for 114 touchdowns during his prep career ... As a senior, completed 139 of 227 passes for 2,170 yards, while throwing for 27 touchdowns and just two interceptions ... Also rushed 114 times for 784 yards and another 13 touchdowns ... As a junior, threw for 2,875 yards and 27 touchdowns, while adding 634 rushing yards with 11 scores ... As a sophomore, went 137 of 202 for 2,496 passing yards and 32 touchdowns, adding 513 yards on the ground with four touchdowns on 87 carries ... A consensus four-star recruit out of high school by Rivals, 247sports and ESPN ... Received a scout grade of 87 by 247sports and 81 by ESPN ... Was a top-20 dual-threat quarterback by all three recruiting services ... Ranked as the No. 2 dual-threat quarterback recruit from the state of Texas according to 247Sports.
- **Personal:** Jalen Ta'sean Mayden was born Feb. 9, 2000, in Garland, Texas ... Son of James Mayden and Katrina Salles ... Picked Mississippi State out of high school over offers from Ohio State, Georgia, Tennessee, Baylor, Kansas State, Minnesota, Utah, Nebraska, Virginia, North

Carolina State, Oregon State, Syracuse, Illinois, UCF, USF, Houston, Louisville, Louisiana-Monroe and Illinois State ... Also was recruited by Alabama, Clemson, Oklahoma, Penn State, Texas, Texas A&M, Miami, TCU and Kansas ... Is majoring in kinesiology.

Mayden's Career Statistics

^ at Mississippi State

Season	GP	Passing					Rushing					
		GS	Cmp.	Att.	Pct.	Int.	TD	Yds.	Rtg.	Att.	Yds.	TD
2018^	3	0	1	2	50.0	0	0	9	87.80	7	32	0
2021	1	0	5	6	83.3	0	1	50	208.33	4	36	0
2022	10	5	91	138	65.9	4	8	1,253	155.54	46	171	3
Career	14	5	97	146	66.4	4	9	1,312	156.79	57	239	3

Defense

Season	GP	GS	UA	A	TT	TFL	Sk	Int.	PBU	FF	FR
2022	10	0	4	5	9	0.0	0.0	0	0	0	0
Career	14	0	4	5	9	0.0	0.0	0	0	0	0

Career Highs: Completions: 24 vs. Hawai'i (10/8/22); Attempts: 36 vs. Hawai'i (10/8/22); Passing Yards: 322 vs. Hawai'i (10/8/22); Passing Touchdowns: 3 vs. San Jose State (11/12/22); Long Pass: 66 vs. San Jose State (11/12/22); Completion Pct. (min. 12 att.): 79.2 (19-for-24) at Fresno State (10/29/22); Efficiency Rating (min. 12 att.): 215.51 vs. San Jose State (11/12/22); Carries: 10 vs. UNLV (11/5/22); Rushing Yards: 61 vs. San Jose State (11/12/22); Rushing Touchdowns: 2 at Fresno State (10/29/22); Long Rush: 33 vs. Utah State (12/4/21); Tackles: 8 vs. Toledo (9/24/22).

2022 Highs: Completions: 24 vs. Hawai'i (10/8/22); Attempts: 36 vs. Hawai'i (10/8/22); Passing Yards: 322 vs. Hawai'i (10/8/22); Passing Touchdowns: 3 vs. San Jose State (11/12/22); Long Pass: 66 vs. San Jose State (11/12/22); Completion Pct. (min. 12 att.): 79.2 (19-for-24) at Fresno State (10/29/22); Efficiency Rating (min. 12 att.): 215.51 vs. San Jose State (11/12/22); Carries: 10 vs. UNLV (11/5/22); Rushing Yards: 61 vs. San Jose State (11/12/22); Rushing Touchdowns: 2 at Fresno State (10/29/22); Long Rush: 32 at Nevada (10/22/22); Tackles: 8 vs. Toledo (9/24/22).

Mayden's Career Game-by-Game (Games Played Only)

Passing

Date	Opponent	GP	GS	Cmp.	Att.	Pct.	Int.	TD	Yds.	Rtg.
S.1.18	Stephen F. Austin	1	0	1	2	50.0	0	0	9	87.80
S.15.18	Louisiana	1	0	0	0	0.0	0	0	0	0.00
N.3.18	Louisiana Tech	1	0	0	0	0.0	0	0	0	0.00
D.12.21	Utah State!	1	0	5	6	83.3	0	1	50	208.33
O.8.22	Hawai'i*	1	1	24	36	66.7	0	1	322	150.97
O.22.22	at Nevada*	1	1	12	25	48.0	0	0	156	100.42
O.29.22	at Fresno State*	1	1	19	24	79.2	2	2	291	191.85
N.5.22	UNLV*	1	1	19	31	61.3	1	2	216	134.66
N.12.22	San Jose State*	1	1	17	22	77.3	1	3	268	215.51

Defense

Date	Opponent	GP	GS	UA	A	TT	TFL	Sk.	Int.	PBU	FF	FR
S.3.22	Arizona	1	0	0	0	0	0.0	0.0	0	0	0	0
S.10.22	Idaho State	1	0	1	0	1	0.0	0.0	0	0	0	0
S.17.22	at No. 14/15 Utah	1	0	0	0	0	0.0	0.0	0	0	0	0
S.24.22	Toledo	1	0	3	5	8	0.0	0.0	0	0	0	0
S.30.22	at Boise State*	1	0	0	0	0	0.0	0.0	0	0	0	0

Bold indicates season high. * - Mountain West game. ! - 2021 Mountain West Championship (Dignity Health Sports Park; Carson, Calif.).

#54 CADEN MCDONALD

Linebacker • ^Senior • 6-3 • 235 • Haslet, Texas • Northwest HS

• **At San Diego State:** A skilled linebacker who has improved greatly since arriving to SDSU in 2017 ... Is seemingly always around the ball ... An excellent pass rusher ... Was a regular in the starting lineup each of the past three years, coming on in 2020 en route to being named back-to-back first-team all-Mountain West ... Elected to come back for a sixth season because of the COVID shortened 2020 ... Enters the game as the starting "Sam" linebacker ... Has started 41 straight games, the longest streak on the team ... Also has played in 58 consecutive

games, the longest streak on the team.

- **2022 (^Senior):** Has already racked up numerous preseason awards, including being named to the Bronko Nagurski Trophy Watch List (most outstanding defensive player) for a second consecutive season and also landing on the Rotary Lombardi Award Watch List (outstanding lineman of the year) ... Also has been chosen as a preseason first-team all-Mountain West selection by the league's media, along with Phil Steele Magazine, Athlon Sports and Lindy's Sports ... Also has been named "SDSU's No. 1 player" by Athlon Sports and a "SDSU player to watch" by Lindy's Sports ... Has 39 tackles (16 solo) on the season in 10 starts, including two sacks, seven tackles for loss, an interception, two pass breakups and nine quarterback hurries ... **vs. Arizona (Sept. 3)** ... Recorded six tackles in a start in the opener against Arizona on Sept. 3, including 0.5 tackles for loss ... Played 59 snaps in the game ... **vs. Idaho State (Sept. 10)** ... Had a big game against Idaho State on Sept. 10, tying a career high with eight tackles (two solo), including 2.5 tackles for loss, a pass breakup and two quarterback hurries ... Played in 60 snaps overall ... **at No. 14/15 Utah (Sept. 17)** ... Registered three solo tackles and a quarterback hurry in a start and 52 of the team's 70 defensive snaps ... **vs. Toledo (Sept. 24)** ... Came up with four solo tackles, including a tackle for loss, a pass breakup and an interception on Toledo's final drive to seal the victory ... It was his second career interception and first since Oct. 19, 2019 at San Jose State ... Also added a quarterback hurry ... **at Boise State (Sept. 30)** ... Had four tackles (one solo) at Boise State on Sept. 30, playing 60 of the team's 67 defensive snaps ... **vs. Hawai'i (Oct. 8)** ... Registered five tackles (two solo) and a quarterback hurry in 51 (of 58) defensive snaps against Hawai'i in a start on Oct. 8 ... **at Nevada (Oct. 22)** ... Had two tackles (one solo), including 0.5 tackles for loss, and a quarterback hurry in a start and 44 snaps at Nevada on Oct. 22 ... **at Fresno State (Oct. 29)** ... Came up with four tackles, including one sack and 1.5 tackles for loss, and two quarterback hurries in a start and 52 defensive snaps at Fresno State on Oct. 29 ... **vs. UNLV (Nov. 5)** ... Had two tackles with one being a solo 7-yard sack along with a quarterback hurry in a start and 42 snaps against UNLV on Nov. 5 ... **vs. San Jose State (Nov. 12)** ... Made a solo tackle in a start and 39 defensive snaps vs. San Jose State on Nov. 12.
- **2021 (Senior):** Was named a first-team all-Mountain West selection by the league's coaches and media ... Joined Kirk Morrison (2002-04), Miles Burris (2010-11), Calvin Munson (2015-16) and Kyahva Tezino (2018-19) as the only Aztec linebackers to make multiple all-MW first teams in league history ... Was chosen a team captain by his teammates ... Was named to both the Bronko Nagurski Award Watch List (most outstanding defensive player) and the Chuck Bednarik Award Watch List (college defensive player of the year) ... Also is on the Reese's Senior Bowl Watch List ... Was chosen as a preseason first-team all-Mountain West pick by the league's media (with the most votes by a linebacker) and Athlon Sports, a second-team selection by Phil Steele Magazine and Lindy's Sports, and a fourth-team edge defender by Pro Football Focus ... College Football News labeled him as "SDSU's best defensive player" ... Started all 14 games ... Has registered 49 tackles (21 solo), including three sacks for 22 yards and 6.5 tackles for loss of 28 yards, seven quarterback hurries, two pass breakups and a blocked PAT ... Tied for 21st in FBS in blocked kicks (1, T-2nd in MW) ... Started for the 18th straight game in the opener against New Mexico State on Sept. 4, recording four tackles, including a 5-yard sack, and a quarterback hurry ... Played in 63 of the 85 snaps ... Registered three solo tackles, including two tackles for loss (six yards) and a 4-yard sack, in 45 snaps in a start at Arizona on Sept. 11 ... Had four assisted tackles and a quarterback hurry in 79 snaps in a start against Utah on Sept. 18 ... Came up with three tackles (one solo) and a tackle for loss in 41 snaps in a start vs. Towson on Sept. 25 ... Had two tackles (one solo), including a 13-yard sack (and tackle for loss), in 44 snaps in a start with New Mexico on Oct. 9 ... Had five tackles (all assisted) in another start at San José State on Oct. 15, where he played 76 of the team's 81 defensive snaps ... Had two tackles (one solo) in a start at Air Force on Oct. 23, playing 40 of the team's 65 snaps on defense ... Had two solo tackles and a quarterback hurry in 66 snaps against Fresno State on Oct. 30 ... Registered two solo tackles and a pass breakup in 45 snaps at Hawai'i on Nov. 6 ... Had five tackles (two solo) with 0.5 tackles for loss in a start and 49 snaps vs. Nevada on Nov. 13 ... Came up with a season-high six tackles (one solo), including a 2-yard tackle for loss, in a start at UNLV on Nov. 19 in 47 snaps ... Had six tackles and a pass breakup in a start and 56 defensive snaps against Boise State on Nov. 26 ... The six tackles were tied with six others for the most on the team ... Started again against Utah State in the Mountain West Championship game on Dec. 4, where he had three solo tackles and blocked a PAT ... Played 58 snaps overall ... Had two solo tackles and a quarterback hurry in 45 starts and another start against No. 24/25 UTSA in the Tropical Smoothie Frisco Bowl on Dec. 21.
- **2020 (Junior):** Garnered first-team all-Mountain West honors by the league's media and coaches ... Was named a preseason all-Mountain West third team selection by Phil Steele Magazine ... Had 34 tackles, 9.5 tackles for loss for 48 yards, 4.5 sacks for 33 yards, 10 quarterback hurries, three pass breakups and a forced fumble, starting all eight of the team's games ...

Ranked third in the Mountain West in tackles for loss (10.0), a tie for fourth in tackle for loss yards (48), a tie for seventh in pass breakups (3), eighth in sack yards (33), a tie for eighth in sacks (4.5) and ninth in tackles for loss per game (1.25) ... Had a breakout game against UNLV on Oct. 24 en route to being named the Mountain West Defensive Player of the Week for the first time of his career ... Posted career highs of eight tackles, three tackles for loss and 2.5 sacks after entering the game with 36 tackles, 5.5 tackles for loss and 2.5 sacks in 26 career games ... His 2.5 sacks matched the most by a SDSU player since Jay Henderson's three sacks vs. Northern Illinois on Sept. 30, 2017 ... Also added three quarterback hurries and was named the team's defensive player of the week ... Had three tackles, 0.5 tackles for loss and a quarterback hurry in a start at Utah State on Oct. 31 ... The QBH led to a Seyddrick Lakalaka interception ... Had three tackles (one solo) and a pair of quarterback hurries against San José State on Nov. 6 ... Had another good game vs. Hawai'i on Nov. 14 with seven tackles (three solo), three tackles for loss for 18 yards, two sacks for 17 yards and a forced fumble ... The forced fumble was the first of his career, while the three tackles for loss tied a career high ... Had three tackles (one solo) and a pass breakup at Nevada on Nov. 21 ... Came up with five tackles (three solo) and a tackle for loss at Colorado on Nov. 28 ... Had a solid outing in a start vs. Colorado State on Dec. 5, making four tackles (three solo) with 2.5 tackles for loss, two pass breakups and three quarterback hurries ... Came up with a single tackle in a start at No. 14/16 Brigham Young on Dec. 12.

- **2019 (Sophomore):** Played in 13 games, making 10 starts ... Had 34 tackles (15 solo) with 5.5 tackles for loss, 2.5 sacks, an interception, two pass breakups, a fumble recovery, seven quarterback hurries and a touchdown on special teams ... Tied for third in FBS in punt return touchdowns (1, off a blocked punt) ... Started the opener with Weber State for the first time of his career, making two tackles (one solo) in 35 snaps and adding a quarterback hurry ... Had a then career-high four tackles (three solo), including 0.5 tackles for loss, and a quarterback hurry in 52 snaps off the bench at UCLA after entering the game with four career stops in 14 games ... Also recovered a fumble after a Kyahva Tezino sack, his first of the career ... The turnover led to a Ryan Agnew 34-yard touchdown pass to Kobe Smith ... Registered one assisted tackle in 17 snaps off the bench at New Mexico State ... Had an assisted tackle, which went down as 0.5 TFL, and a quarterback hurry vs. Utah State in 16 snaps ... Started for the second time of his career at Colorado State, making a then career-high-tying four tackles, including a then career-high 1.5 tackles for loss and 0.5 sacks, in 41 snaps ... The 1/2 sack was the first of his career ... Came up with four tackles in a start across 48 snaps against Wyoming ... Started again at San José State, playing all 54 snaps, and making two tackles with an interception ... The interception, which was returned 11 yards, was the first of his career and set up SDSU for victory formation late in the fourth quarter ... Had an assisted tackle and a pass breakup in a fourth straight start at UNLV in 69 defensive snaps, while recovering a blocked punt by Trenton Thompson for a touchdown ... It was SDSU's first block punt return for a touchdown since Thompson returned Kaelin Himphill's block vs. Air Force on Oct. 12, 2018 ... The touchdown gave SDSU a 14-0 lead ... Earned the start once again vs. Nevada, making five tackles (three solo), including a tackle for loss, while playing all 56 snaps ... Had a solo tackle in a start and 30 snaps vs. Fresno State ... Had four solo tackles, including a career highs of 2.0 sacks and 2.0 tackles for loss for nine yards in a start and 44 snaps at Hawai'i ... Came up with an assisted tackle and two quarterback hurries in a start over 53 snaps vs. Brigham Young ... Had four tackles (two solo) with a pass breakup and a quarterback hurry in a start over 51 snaps vs. Central Michigan in the New Mexico Bowl.

- **2018 (Freshman):** Played in the team's 13 games of the season, mainly on special teams ... Had two tackles (one solo) ... Logged 26 defensive snaps on the season ... Made his collegiate debut in the opener at No. 13/13 Stanford, but did not record a stat ... Played three snaps and on special teams ... Also played statless special teams time vs. Sacramento State ... Had his first career tackle against No. 23/25 Arizona State, making the stop on defense, where he played five snaps ... Had seven statless snaps vs. Eastern Michigan ... Did not record a stat in special teams action at rv/No. 24 Boise State, vs. Air Force and against San José State ... Played one defensive snap at Nevada ... Also played on special teams at New Mexico, against UNLV, at Fresno State and against Hawai'i ... Had an assisted tackle in 10 defensive snaps against Ohio in the DXL Frisco Bowl.

- **2017 (Redshirt):** Utilized his redshirt season.

- **High School:** Three-year letter winner at Northwest High School in Justin, Texas ... According to MaxPreps, recorded three interceptions, two fumble recoveries, a forced fumble and a blocked punt over his career ... Totaled a school-record 290 tackles over his career ... Was a first-team all-state selection ... Was a two-time first-team all-district pick ... Was an academic all-state honoree ... Named a Dallas-Fort Worth (DFW) defensive player-of-the-year nominee ... Was the team's defensive player of the year three times ... A three-star recruit by ESPN, 247sports and Scout, and a two-star recruit by Rivals ... Received a grade of 80 by 247sports and 72

from ESPN ... Scout had him as the 10th-best linebacker recruit in the talent-rich state of Texas 2017 recruiting class ... Also was a four-year letter winner for the track & field team, qualifying for the state meet, as well as the district, area and regional championships.

- **Personal:** Caden Blaine McDonald was born Aug. 13, 1998, in Phoenix, Ariz. ... Son of Mike and Jill McDonald ... Picked SDSU over numerous other offers, including Army West Point, Air Force, North Texas, UTSA, Bowling Green, Fresno State, Northwestern State, Lamar, Brown, Cornell and Penn ... A kinesiology major with an emphasis as a fitness specialist ... Older brother, Colton, played at North Texas, while younger brother, Cooper, transferred to SDSU from Washington for the spring 2022 season.

Ca. McDonald's Career Statistics

Season	GP	GS	UA	A	TT	TFL	Sk	Int.	PBU	FF	FR
2018	13	0	1	1	2	0.0	0.0	0	0	0	0
2019	13	10	15	19	34	5.5	2.5	1	2	0	1
2020	8	8	15	19	34	10.0	4.5	0	3	1	0
2021	14	14	21	28	49	6.5	3.0	0	2	0	0
2022	10	10	16	23	39	7.0	2.0	1	2	0	0
Career	58	42	68	90	158	29.0	12.0	2	9	1	1

Career Highs: Tackles: 8 vs. Idaho State (9/10/22), vs. UNLV (10/24/20); Tackles For Loss: 3.0 vs. Hawai'i (11/14/20), vs. UNLV (10/24/20); Sacks: 2.5 vs. UNLV (10/24/20); Interceptions: 1 vs. Toledo (9/24/22), at San José State (10/19/19); Pass Breakups: 2 vs. Colorado State (12/5/20); Blocked Kicks: 1 vs. Utah State (12/4/21); Forced Fumbles: 1 vs. Hawai'i (11/14/20); Fumble Recoveries: 1 at UCLA (9/7/19); Touchdowns: 1 at UNLV (10/26/19).

2022 Highs: Tackles: 8 vs. Idaho State (9/10/22); Tackles For Loss: 2.5 vs. Idaho State (9/10/22); Sacks: 1.0 vs. UNLV (11/5/22), at Fresno State (10/29/22); Interceptions: 1 vs. Toledo (9/24/22); Pass Breakups: 1 vs. Toledo (9/24/22), vs. Idaho State (9/10/22).

Ca. McDonald's Career Game-by-Game

Date	Opponent	GP	GS	UA	A	TT	TFL	Sk.	Int.	PBU	FF	FR
A.31.18	at No. 13/13 Stanford	1	0	0	0	0	0.0	0.0	0	0	0	0
S.8.18	Sacramento State	1	0	0	0	0	0.0	0.0	0	0	0	0
S.15.18	No. 23/25 Arizona State	1	0	1	0	1	0.0	0.0	0	0	0	0
S.22.18	Eastern Michigan	1	0	0	0	0	0.0	0.0	0	0	0	0
O.6.18	at rv/No. 24 Boise State*	1	0	0	0	0	0.0	0.0	0	0	0	0
O.12.18	Air Force*	1	0	0	0	0	0.0	0.0	0	0	0	0
O.20.18	San José State*	1	0	0	0	0	0.0	0.0	0	0	0	0
O.27.18	at Nevada*	1	0	0	0	0	0.0	0.0	0	0	0	0
N.3.18	at New Mexico*	1	0	0	0	0	0.0	0.0	0	0	0	0
N.10.18	UNLV*	1	0	0	0	0	0.0	0.0	0	0	0	0
N.17.18	at Fresno State*	1	0	0	0	0	0.0	0.0	0	0	0	0
N.24.18	Hawai'i**	1	0	0	0	0	0.0	0.0	0	0	0	0
D.19.18	vs. Ohio#	1	0	0	1	1	0.0	0.0	0	0	0	0
A.31.19	Weber State	1	1	1	1	2	0.0	0.0	0	0	0	0
S.7.19	at UCLA	1	0	3	1	4	0.5	0.0	0	0	0	1
S.14.19	at New Mexico State	1	0	0	1	1	0.0	0.0	0	0	0	0
S.21.19	Utah State*	1	0	0	1	1	0.5	0.0	0	0	0	0
O.5.19	at Colorado State*	1	1	1	3	4	1.5	0.5	0	0	0	0
O.12.19	Wyoming*	1	1	0	4	4	0.0	0.0	0	0	0	0
O.19.19	at San José State*	1	1	0	2	2	0.0	0.0	1	0	0	0
O.26.19	at UNLV*	1	1	0	1	1	0.0	0.0	0	1	0	0
N.9.19	Nevada*	1	1	3	2	5	1.0	0.0	0	0	0	0
N.15.19	Fresno State*	1	1	1	0	1	0.0	0.0	0	0	0	0
N.23.19	at Hawai'i**	1	1	4	0	4	2.0	2.0	0	0	0	0
N.30.19	Brigham Young	1	1	0	1	1	0.0	0.0	0	0	0	0
D.21.19	vs. Central Michigan~	1	1	2	2	4	0.0	0.0	0	1	0	0
O.24.20	UNLV*	1	1	2	6	8	3.0	2.5	0	0	0	0
O.31.20	at Utah State*	1	1	1	2	3	0.5	0.0	0	0	0	0
N.6.20	San José State*	1	1	1	2	3	0.0	0.0	0	0	0	0
N.14.20	Hawai'i**	1	1	3	4	7	3.0	2.0	0	0	1	0
N.21.20	at Nevada*	1	1	1	2	3	0.0	0.0	0	1	0	0
N.28.20	at Colorado	1	1	3	2	5	1.0	0.0	0	0	0	0
D.5.20	Colorado State*	1	1	3	1	4	2.5	0.0	0	2	0	0
D.12.20	at No. 14/16 Brigham Young	1	1	1	0	1	0.0	0.0	0	0	0	0
S.4.21	New Mexico State	1	1	3	1	4	1.0	1.0	0	0	0	0

Date	Opponent	GP	GS	UA	A	TT	TFL	Sk.	Int.	PBU	FF	FR
S.11.21	at Arizona	1	1	3	0	3	2.0	1.0	0	0	0	0
S.18.21	Utah	1	1	0	4	4	0.0	0.0	0	0	0	0
S.25.21	Towson	1	1	1	2	3	1.0	0.0	0	0	0	0
O.9.21	New Mexico*	1	1	1	1	2	1.0	1.0	0	0	0	0
O.15.21	at San José State*	1	1	0	5	5	0.0	0.0	0	0	0	0
O.23.21	at Air Force*	1	1	1	1	2	0.0	0.0	0	0	0	0
O.30.21	Fresno State*	1	1	2	0	2	0.0	0.0	0	0	0	0
N.6.21	at Hawai'i*	1	1	2	0	2	0.0	0.0	0	1	0	0
N.13.21	Nevada*	1	1	2	3	5	0.5	0.0	0	0	0	0
N.19.21	at UNLV*	1	1	1	5	6	1.0	0.0	0	0	0	0
N.26.21	Boise State*	1	1	0	6	6	0.0	0.0	0	1	0	0
D.4.21	Utah State!	1	1	3	0	3	0.0	0.0	0	0	0	0
D.21.21	vs. No. 24/25 UTSA%	1	1	2	0	2	0.0	0.0	0	0	0	0
S.3.22	Arizona	1	1	1	5	6	0.5	0.0	0	0	0	0
S.10.22	Idaho State	1	1	2	6	8	2.5	0.0	0	1	0	0
S.17.22	at No. 14/15 Utah	1	1	3	0	3	0.0	0.0	0	0	0	0
S.24.22	Toledo	1	1	4	0	4	1.0	0.0	1	1	0	0
S.30.22	at Boise State*	1	1	1	3	4	0.0	0.0	0	0	0	0
O.8.22	Hawai'i*	1	1	2	3	5	0.0	0.0	0	0	0	0
O.22.22	at Nevada*	1	1	1	1	2	0.0	0.0	0	0	0	0
O.29.22	at Fresno State*	1	1	0	4	4	1.5	1.0	0	0	0	0
N.5.22	UNLV*	1	1	1	1	2	1.0	1.0	0	0	0	0
N.12.22	San Jose State*	1	1	1	0	1	0.0	0.0	0	0	0	0

Bold indicates season high. * - Mountain West game. # - 2018 DXL Frisco Bowl (Toyota Stadium; Frisco, Texas). ~ - 2019 New Mexico Bowl (Dreamstyle Stadium; Albuquerque, N.M.). ! - 2021 Mountain West Championship (Dignity Health Sports Park; Carson, Calif.). % - 2021 Tropical Smoothie Frisco Bowl (Toyota Stadium; Frisco, Texas).

#55 COOPER MCDONALD

Linebacker • Junior • 6-3 • 240 • Haslet, Texas • Washington

- **At San Diego State:** Joined the Aztecs in January for the 2022 spring season ... Has two years of experience in the Pac-12 (Washington), having played in 15 of the 16 games the past two seasons with 10 starts ... Younger brother of Colton (who played at North Texas) and Caden (sixth-year linebacker at San Diego State) ... Is expected to back up at "Will" linebacker.
- **2022 (Junior):** Has been named a preseason fourth-team all-Mountain West selection by Athlon Sports ... Is a "SDSU player to watch" by Lindy's Sports ... Has 39 tackles (25 solo) in six starts and 10 games played this season, including a sack, four tackles for loss, two fumble recoveries, two pass breakups and six quarterback hurries ... Is tied for 14th in FBS with two fumble recoveries (T-3rd in MW) ... According to Pro Football Focus, he is tied for 10th (5) in the Mountain West in quarterback hits ... **vs. Arizona (Sept. 3)** ... Earned the start in the opener against Arizona on Sept. 3, where he made six tackles (three solo), including a 3-yard tackle for loss, and a quarterback hurry in 58 snaps ... **vs. Idaho State (Sept. 10)** ... Made two solo tackles in another start vs. Idaho State on Sept. 10 across 49 snaps ... **at No. 14/15 Utah (Sept. 17)** ... Had a solo stop in a start at No. 14/15 Utah on Sept. 17, playing 43 snaps ... **vs. Toledo (Sept. 24)** ... Came up with four tackles (three solo), his first career fumble recovery and two quarterback hurries vs. Toledo on Sept. 24, starting and playing in 57 snaps ... **at Boise State (Sept. 30)** ... Had five tackles (four solo) and a pass breakup in start over 49 defensive snaps at Boise State on Sept. 30 ... **vs. Hawai'i (Oct. 8)** ... Logged an assisted tackle (0.5 TFL) and recovered a fumble at the end of the game in 40 defensive snaps vs. Hawai'i on Oct. 8, while adding a quarterback hurry ... **at Nevada (Oct. 22)** ... Came off the bench for the first time of the season at Nevada, but did not find the stat sheet in 35 snaps ... **at Fresno State (Oct. 29)** ... Had a big game off the bench in 45 snaps at Fresno State on Oct. 29, making six tackles (five solo) with a pass breakup and a quarterback hurry ... **vs. UNLV (Nov. 5)** ... Had a career-high seven tackles (four solo) with 0.5 tackles for loss in just 33 snaps off the bench against UNLV on Nov. 5 ... **vs. San Jose State (Nov. 12)** ... Had a career-high-tying and a team-high seven tackles against San Jose State on Nov. 12 in just 32 snaps, including a career-high two tackles for loss and his second career sack ... Led the team in tackles for the first time of his career.
- **At Washington (2020-21):** Comes to The Mesa after playing the last two years at Washington ... Played in all 12 games in 2021 with 10 starts ... Logged 25 tackles (18 solo) with a sack ... Had a season-high six tackles against UCLA on Oct. 16 ... His lone sack came in the

2021 opener vs. Montana ... Saw action in three of the four games during his true freshman season in 2020, logging two tackles (one solo) and a pass breakup.

- **High School:** Lettered three years at Northwest High School ... Was named to the Dallas Morning News all-area first team as a senior in 2019 ... Also was the District 4-5A Division II defensive MVP and honorable mention all-state ... Had 89 tackles, eight tackles for loss and a defensive score to go along with 13 carries for 99 yards and two touchdowns in 2019 ... Was named to the all-District 4-5A Division 2 first team at outside linebacker as a junior in 2018 and was also honorable mention 5A all-state ... Ranked as the nation's No. 36 inside linebacker by 247Sports ... Also was a member of the Northwest track & field team, participating as a sprinter and in both the shot put and discus throw ... Won the 5A state title in the discus in 2019, with a throw of 178 feet, 11 inches, and finished third in the state meet as a sophomore in 2018 ... Was a consensus three-star recruit by 247sports, Rivals and ESPN ... Received a scout grade of 75 from ESPN.
- **Personal:** Son of Mike and Jill McDonald ... Is the younger brother of Aztec senior captain linebacker Caden McDonald and former North Texas linebacker Colton McDonald ... Picked Washington out of high school over offers from San Diego State, Utah, Baylor, Colorado, Virginia, Air Force, Louisiana, SMU, Arkansas State, Army West Point, Tulsa, UTSA, North Texas, Texas State, Louisiana Tech, Louisiana Monroe, Rice, Tulane, Dartmouth, Florida International, Liberty and Yale.

Co. McDonald's Career Statistics [^] at Washington

Season	GP	GS	UA	A	TT	TFL	Sk.	Int.	PBU	FF	FR
2020 [^]	3	0	1	1	2	0.0	0.0	0	1	0	0
2021 [^]	12	10	18	8	26	5.5	1.5	0	0	0	0
2022	10	6	25	14	39	4.0	1.0	0	2	0	2
Career	25	16	44	23	67	9.5	2.5	0	3	0	2

Career Highs: Tackles: 7 vs. San Jose State (11/12/22), vs. UNLV (11/5/22); Tackles For Loss: 2.0 vs. San Jose State (11/12/22); Sacks: 1.0 vs. San Jose State (11/12/22), vs. Montana (9/4/21); Pass Breakups: 1 at Fresno State (10/29/22), at Boise State (9/30/22), vs. Arizona (11/21/20); Fumble Recoveries: 1 vs. Hawai'i (10/8/22), vs. Toledo (9/24/22).

2022 Highs: Tackles: 7 vs. San Jose State (11/12/22), vs. UNLV (11/5/22); Tackles For Loss: 2.0 vs. San Jose State (11/12/22); Sacks: 1.0 vs. San Jose State (11/12/22); Pass Breakups: 1 at Fresno State (10/29/22), at Boise State (9/30/22); Fumble Recoveries: 1 vs. Hawai'i (10/8/22), vs. Toledo (9/24/22).

Co. McDonald's Game-by-Game

Date	Opponent	GP	GS	UA	A	TT	TFL	Sk.	Int.	PBU	FF	FR
N.14.20	Oregon State [^]	1	0	1	0	1	0.0	0.0	0	0	0	0
N.21.20	Arizona [^]	1	0	0	1	1	0.0	0.0	0	1	0	0
N.28.20	Utah [^]	1	0	0	0	0	0.0	0.0	0	0	0	0
D.5.20	Stanford [^]	--- Did Not Play ---										
S.4.21	Montana	1	1	2	0	2	1.0	1.0	0	0	0	0
S.11.21	at Michigan	1	1	1	2	3	0.0	0.0	0	0	0	0
S.18.21	Arkansas State	1	1	0	0	0	0.0	0.0	0	0	0	0
S.25.21	California [^]	1	1	2	0	2	0.0	0.0	0	0	0	0
O.2.21	at Oregon State [^]	1	1	2	0	2	0.0	0.0	0	0	0	0
O.16.21	UCLA [^]	1	1	4	2	6	1.0	0.0	0	0	0	0
O.22.21	at Arizona [^]	1	1	2	1	3	1.0	0.0	0	0	0	0
O.30.21	at Stanford [^]	1	1	2	1	3	1.5	0.5	0	0	0	0
N.6.21	No. 7/7 Oregon [^]	1	0	0	1	1	0.0	0.0	0	0	0	0
N.13.21	Arizona State [^]	1	1	0	0	0	0.0	0.0	0	0	0	0
N.20.21	at Colorado [^]	1	1	1	0	1	0.0	0.0	0	0	0	0
N.26.21	Washington State [^]	1	0	2	1	3	1.0	0.0	0	0	0	0
S.3.22	Arizona	1	1	3	3	6	1.0	0.0	0	0	0	0
S.10.22	Idaho State	1	1	2	0	2	0.0	0.0	0	0	0	0
S.17.22	at No. 14/15 Utah	1	1	1	0	1	0.0	0.0	0	0	0	0
S.24.22	Toledo	1	1	3	1	4	0.0	0.0	0	0	0	1
S.30.22	at Boise State*	1	1	4	1	5	0.0	0.0	0	1	0	0
O.8.22	Hawai'i*	1	1	0	1	1	0.5	0.0	0	0	0	1
O.22.22	at Nevada*	1	0	0	0	0	0.0	0.0	0	0	0	0
O.29.22	at Fresno State*	1	0	5	1	6	0.0	0.0	0	1	0	0
N.5.22	UNLV*	1	0	4	3	7	0.5	0.0	0	0	0	0
N.12.22	San Jose State*	1	0	3	4	7	2.0	1.0	0	0	0	0

Bold indicates season high. [^] - Pac-12 game. * - Mountain West game.

#33 PATRICK MCMORRIS**Aztec • Senior • 6-0 • 210 • Santa Ana, Calif. • Santa Ana HS**

- **At San Diego State:** Impressed the coaching staff in his first college camp in 2019 ... Strong and athletic, who continues to get bigger in the weight room ... Slid into the signature Aztec position in the 3-3-5 defense after learning behind two-year starter and two-year all-Mountain West selection Dwayne Johnson Jr. and then earned first-team all-MW honors in 2021 in his first season as the starter ... Enters the 2022 season as the projected starting Aztec.
- **2022 (Senior):** Has received numerous preseason accolades, including being named to the Chuck Bednarik Award Watch List and the Bronko Nagurski Trophy Watch List, each for the most outstanding defensive player, as well as to the Senior Bowl Watch List ... Also was chosen as the Mountain West Co-Defensive Player of the Year ... Also has been named a preseason first-team all-MW selection by the league's media, Phil Steele Magazine, Athlon Sports and Lindy's Sports ... Picked as "SDSU's No. 4 player" by Athlon Sports and a "SDSU Player to Watch" by Lindy's Sports ... Has 46 tackles (25 solo) nine starts on the season (missed Toledo game), including 1.5 tackles for loss, an interception, five pass breakups, a 30-yard fumble recovery for a touchdown and a quarterback hurry ... When targeted this season, quarterbacks are 7-for-13 for 67 yards and two interceptions against him, posting a 66.4 defensive pass efficiency rating, which ranks fourth in the league (min. 100 pass opportunities) among defensive backs ... Pro Football Focus rates him second in the Mountain West in pass coverage (88.7, min. 200 pass opportunities) ... vs. Arizona (Sept. 3) ... Started for the 15th straight game (16 time overall) in the opener against Arizona on Sept. 3, where he made eight tackles (three solo) while playing all 75 snaps on defense ... vs. Idaho State (Sept. 10) ... Came up with eight tackles (four solo), including a tackle for loss, and a pass breakup in a start and 70 snaps vs. Idaho State on Sept. 10 ... at No. 14/15 Utah (Sept. 17) ... Registered three tackles (one solo) with a pass breakup in 52 defensive snaps at No. 14/15 Utah on Sept. 17 ... vs. Toledo (Sept. 24) ... Did not play against Toledo because of an injury ... at Boise State (Sept. 30) ... Returned to start and play 62 snaps at Boise State on Sept. 30, logging seven tackles (six solo) with 0.5 tackles for loss and a quarterback hurry ... vs. Hawai'i (Oct. 8) ... Had five tackles (one solo) and a pass breakup in a start against Hawai'i on Oct. 8, playing 57 of the 58 defensive snaps ... at Nevada (Oct. 22) ... Had a good game in a start at Nevada on Oct. 22, making two tackles (one solo), two pass breakups and a fumble recovery, which was returned 30 yards for a touchdown ... The fumble recovery was his first of the season and second of his career ... The two pass breakups tied a season best ... For his efforts, was named one of SDSU's defensive players of the game ... at Fresno State (Oct. 29) ... Had two solo tackles and an interception at Fresno State on Oct. 29, playing all 75 defensive snaps ... vs. UNLV (Nov. 5) ... Had eight tackles (five solo) against UNLV on Nov. 5, playing all 61 defensive snaps ... vs. San Jose State (Nov. 12) ... Played all 55 snaps against San Jose State on Nov. 12, recording three tackles (two solo).
- **2021 (Junior):** Was named a first-team all-Mountain West selection by the league's coaches and media ... Joined Nat Berhe (2013) as the only player to play the 'Aztec' position since the start of the 3-3-5 defense at San Diego State in 2009 to earn first-team all-MW accolades, while Berhe (2012) is the only other 'Aztec' to even make a second team over that span ... Started the team's 14 games after entering the year with one career start ... Had a team-high 90 tackles (53 solo), including 2.5 tackles for loss, a team-best four interceptions for 61 yards, nine pass breakups and a 15-yard fumble recovery ... Ranked in a tie for second in the Mountain West in interceptions (4, T-14th in FBS), third in interceptions per game (0.29, T-34th in FBS), tied for fourth in total passes defended (INT + PBU) (13, T-20th in FBS), fifth in total pass breakups (11, T-23rd in FBS) and seventh in passes defended per game (0.93, T-41st in FBS) ... Led the team with 37 tackles on passing plays ... Started for the second time of his career in the opener against New Mexico State on Sept. 4, making seven tackles (five solo), 0.5 tackles for loss and a pass breakup ... The seven tackles tied a career high (also his first start at Nevada on Nov. 21, 2020) and were the second most on the team (Noah Tumblin, 8) ... Came up with four tackles (two solo) and his first career interception in his third career start at Arizona on Sept. 11 ... The interception was returned 16 yards and led to a Matt Araiza field goal ... Played 55 of the team's 58 snaps as he was named the team's defensive player of the week ... Was off to a good start against Utah on Sept. 18 when he had five tackles (three solo), 0.5 tackles for loss and a pass breakup before being ejected for targeting early in the second quarter ... Played just 24 snaps before being ejected ... Made a career-high eight tackles (five solo) with a pass breakup against Towson on Sept. 25, playing all 60 snaps on defense ... The eight tackles were also the most on the team ... Registered four tackles (one solo), including 0.5 tackles for loss, in 61 of the team's 62 defensive snaps against New Mexico on Oct. 9 ... Was one of three to be named a defensive player of the game ... Had a big game in another start at San José

State on Oct. 15, making a career-high 12 tackles (six solo) and a career-best three pass breakups ... The 12 tackles and three PBUs each were game highs ... Ended up logging 81 snaps in the game ... Registered seven tackles (six solo) in 47 snaps in a start at Air Force on Oct. 23 ... The seven tackles tied Michael Shawcroft for the most on the team ... Was named one of the team's defensive players of the game ... Had seven tackles (six solo) in all 81 defensive snaps against Fresno State on Oct. 30 and recovered his first career fumble (for 15 yards) ... Had four tackles (two solo) and a tackle for loss at Hawai'i on Nov. 6 ... Was the only Aztec to play all 68 defensive snaps in the game ... Had four tackles (three solo) and a pass breakup in a start, playing all 65 snaps against Nevada on Nov. 13 ... The PBU came on Nevada's final play of the game, a fourth-and-2 situation with 42 seconds remaining ... Tied a career high with 12 tackles (six solo) while playing all 63 snaps at UNLV on Nov. 19 ... Led the team in tackles for the fourth time this season (and career) ... Also added a pass breakup ... Was named the Mountain West Defensive Player of the Week for his play against Boise State on Nov. 26 when he had five tackles and two interceptions in all 77 defensive snaps ... Helped the Aztecs hold Boise State to its fewest points (16) in a game since scoring seventh in the 2019 Las Vegas Bowl ... Became the first San Diego State player with two interceptions in a game since Luq Barcoo had two vs. Fresno State on Nov. 15, 2019 ... Both interceptions gave the Aztecs the ball in Boise State territory and SDSU's best starting field position (41 and 43) ... The second interception and 19-yard return gave San Diego State the ball on the Bronco 43-yard line, which led to a Jordan Brookshire rushing touchdown and the final score of the game in the 27-16 victory ... Was chosen as one of SDSU's defensive players of the game ... Had four tackles (two solo) and an interception returned 25 yards against Utah State on Dec. 4 in the Mountain West Championship game ... It was his third interception in the last two games and fourth of the season (and his career) ... Played 70 of the 74 snaps in the game ... Registered seven tackles (three solo) with a pass breakup in a start against No. 24/25 UTSA on Dec. 21 in the Tropical Smoothie Frisco Bowl, playing all 66 snaps.

- **2020 (Sophomore):** Played in seven games with one start, recording 10 tackles (six solo), including 1.5 tackles for loss and a pass breakup ... Logged statless time on special teams vs. UNLV on Oct. 24 ... Played late on defense at Utah State on Oct. 31 without recording a stat ... Logged statless time on special teams against San José State on Nov. 6 ... Played his most extensive snaps on defense against Hawai'i, making two tackles with his first 0.5 tackles for loss ... Had a breakout game in his first career start at Nevada on Nov. 21, making seven tackles (five solo) with a tackle for loss and a pass breakup ... Entered the game with three tackles for his career in 13 games ... Did not play at Colorado on Nov. 28 ... Played on special teams against Colorado State on Dec. 5, making one assisted tackle ... Did not record a stat on special teams at No. 14/16 Brigham Young.
- **2019 (True Freshman):** Played in nine games in his true freshman season, mainly on special teams with just three snaps on the defensive side of the ball ... Had one solo tackle ... Logged special teams snaps in the opener with Weber State and at UCLA, but did not find the stat sheet ... Did not play at New Mexico State, against Utah State, at Colorado State or vs. Wyoming ... Came back to play on special teams at San José State, at UNLV, vs. Nevada, vs. Fresno State, at Hawai'i and vs. Brigham Young ... Saw time on special teams against Central Michigan in the New Mexico Bowl and then played three defensive snaps late, making one solo tackle.
- **High School:** Spent one season at Santa Ana High School, where he led the team to a 10-3 record and 5-0 league mark en route to a conference crown ... Ran for 1,801 yards and 23 touchdowns on 141 carries (12.8 avg.) in 2018, while catching 17 passes for 375 yards (22.1 avg.) and another two scores, according to MaxPreps ... On the defensive side, recorded 99 tackles and two interceptions, while returning eight punts for 187 yards (23.4 avg.) on special teams ... Spent his previous two years (2016-17) at Godinez High School in Santa Ana, Calif., where he rushed for 2,287 yards on 354 carries (6.5 avg.) and 28 touchdowns, caught 28 passes for 272 yards (9.7 avg.) and two touchdowns, and had 53 tackles, five interceptions, one forced fumble, one fumble recovery and one pass breakup ... A three-star recruit by 247sports, receiving a grade of 80.
- **Personal:** Patrick Allen McMorris was born Oct. 18, 2001 in Santa Ana, Calif. ... Son of Patrick McMorris and Lucy Guerrero ... Picked San Diego State over Cal Poly, Sacramento State and Weber State ... Is majoring in criminal justice.

McMorris' Career Statistics

Season	GP	GS	UA	A	TT	TFL	Sk	Int.	PBU	FF	FR
2019	9	0	1	0	1	0.0	0.0	0	0	0	0
2020	7	1	5	5	10	1.5	0.0	0	1	0	0
2021	14	14	53	37	90	2.5	0.0	4	9	0	1
2022	9	9	25	21	46	1.5	0.0	1	5	0	1
Career	39	24	84	63	147	5.5	0.0	5	15	0	2

Career Highs: Tackles: 12 at UNLV (11/19/21), at San José State (10/15/21); Tackles For Loss: 1.0 vs. Idaho State (9/10/22), at Hawai'i (11/6/21), at Nevada (11/21/20); Interceptions: 2 vs. Boise State (11/26/21); Pass Breakups: 3 at San José State (10/15/21); Fumble Recoveries: 1 at Nevada (10/22/22), vs. Fresno State (10/30/21); Touchdowns: 1 at Nevada (10/22/22).

2022 Highs: Tackles: 8 vs. UNLV (11/5/22), vs. Idaho State (9/10/22), Arizona (9/3/22); Tackles For Loss: 1.0 vs. Idaho State (9/10/22); Interceptions: 1 at Fresno State (10/29/22); Pass Breakups: 2 at Nevada (10/22/22); Fumble Recoveries: 1 at Nevada (10/22/22); Touchdowns: 1 at Nevada (10/22/22).

McMorris' Career Game-by-Game

Date	Opponent	GP	GS	UA	A	TT	TFL	Sk.	Int.	PBU	FF	FR
A.31.19	Weber State	1	0	0	0	0	0.0	0.0	0	0	0	0
S.7.19	at UCLA	1	0	0	0	0	0.0	0.0	0	0	0	0
S.14.19	at New Mexico State											
S.21.19	Utah State*											
O.5.19	at Colorado State*											
O.12.19	Wyoming*											
O.19.19	at San José State*	1	0	0	0	0	0.0	0.0	0	0	0	0
O.26.19	at UNLV*	1	0	0	0	0	0.0	0.0	0	0	0	0
N.9.19	Nevada*	1	0	0	0	0	0.0	0.0	0	0	0	0
N.15.19	Fresno State*	1	0	0	0	0	0.0	0.0	0	0	0	0
N.23.19	at Hawai'i*	1	0	0	0	0	0.0	0.0	0	0	0	0
N.30.19	Brigham Young	1	0	0	0	0	0.0	0.0	0	0	0	0
D.21.19	vs. Central Michigan~	1	0	1	0	1	0.0	0.0	0	0	0	0
O.24.20	UNLV*	1	0	0	0	0	0.0	0.0	0	0	0	0
O.31.20	at Utah State*	1	0	0	0	0	0.0	0.0	0	0	0	0
N.6.20	San José State*	1	0	0	0	0	0.0	0.0	0	0	0	0
N.14.20	Hawai'i*	1	0	0	2	2	0.5	0.0	0	0	0	0
N.21.20	at Nevada*	1	1	5	2	7	1.0	0.0	0	1	0	0
N.28.20	at Colorado											
D.5.20	Colorado State*	1	0	0	1	1	0.0	0.0	0	0	0	0
D.12.20	at No. 14/16 Brigham Young	1	0	0	0	0	0.0	0.0	0	0	0	0
S.4.21	New Mexico State	1	1	5	2	7	0.5	0.0	0	1	0	0
S.11.21	at Arizona	1	1	2	2	4	0.0	0.0	1	0	0	0
S.18.21	Utah	1	1	3	2	5	0.5	0.0	0	1	0	0
S.25.21	Towson	1	1	5	3	8	0.0	0.0	0	1	0	0
O.9.21	New Mexico*	1	1	1	3	4	0.5	0.0	0	0	0	0
O.15.21	at San José State*	1	1	6	6	12	0.0	0.0	0	3	0	0
O.23.21	at Air Force*	1	1	6	1	7	0.0	0.0	0	0	0	0
O.30.21	Fresno State*	1	1	6	1	7	0.0	0.0	0	0	0	1
N.6.21	at Hawai'i*	1	1	2	2	4	1.0	0.0	0	0	0	0
N.13.21	Nevada*	1	1	3	1	4	0.0	0.0	0	1	0	0
N.19.21	at UNLV*	1	1	6	6	12	0.0	0.0	0	1	0	0
N.26.21	Boise State*	1	1	3	2	5	0.0	0.0	2	0	0	0
D.4.21	Utah State!	1	1	2	2	4	0.0	0.0	1	0	0	0
D.21.21	vs. No. 24/25 UTSA%	1	1	3	4	7	0.0	0.0	0	1	0	0
S.3.22	Arizona	1	1	3	5	8	0.0	0.0	0	0	0	0
S.10.22	Idaho State	1	1	4	4	8	1.0	0.0	0	1	0	0
S.17.22	at No. 14/15 Utah	1	1	1	2	3	0.0	0.0	0	1	0	0
S.24.22	Toledo											
S.30.22	at Boise State*	1	1	6	1	7	0.5	0.0	0	0	0	0
O.8.22	Hawai'i*	1	1	1	4	5	0.0	0.0	0	1	0	0
O.22.22	at Nevada*	1	1	1	1	2	0.0	0.0	0	2	0	1
O.29.22	at Fresno State*	1	1	2	0	2	0.0	0.0	1	0	0	0
N.5.22	UNLV*	1	1	5	3	8	0.0	0.0	0	0	0	0
N.12.22	San Jose State*	1	1	2	1	3	0.0	0.0	0	0	0	0

*Bold indicates season high. * - Mountain West game. ~ - 2019 New Mexico Bowl (Dreamstyle Stadium; Albuquerque, N.M.). ! - 2021 Mountain West Championship (Dignity Health Sports Park; Carson, Calif.). % - 2021 Tropical Smoothie Frisco Bowl (Toyota Stadium; Frisco, Texas).*

#11 BRIONNE PENNY

(bree-on)

Wide Receiver • Junior • 6-3 • 205 • Norwalk, Calif. • Norbonne HS

- **At San Diego State:** An excellent athlete, who continues to learn the receiving position ... Can also return kicks and punts ... Enters 2022 as the backup 'X' receiver to senior Tyrell Shavers ... Older brother, Rashaad, set an Aztec program record with 2,248 rushing yards and 2,974 all-purpose yards in 2017, both which were the fifth most in NCAA FBS history, and was drafted in the first round of the 2018 NFL Draft by the Seattle Seahawks.
- **2022 (Junior):** Has played in nine of the team's 10 games, making nine catches for 103 yards (11.4 avg.) with a long of 22 ... Also has returned two kicks for 47 yards (23.5 avg.) ... **vs. Arizona (Sept. 3)** ... Played 26 snaps off the bench against Arizona on Sept. 3 without recording a catch ... **vs. Idaho State (Sept. 10)** ... Had a pair of catches for 16 yards (8.0 avg.) with a long of 11 in 35 snaps against Idaho State on Sept. 10 ... **at No. 14/15 Utah (Sept. 17)** ... Had a 6-yard catch in 36 offensive snaps at No. 14/15 Utah on Sept. 17 ... Also returned a kick 16 yards ... **vs. Toledo (Sept. 24)** ... Played 12 statless snaps vs. Toledo on Sept. 24, but did have a career-long 31-yard kick return ... **at Boise State (Sept. 30)** ... Was unable to come up with a catch in 22 snaps at Boise State on Sept. 30 ... **vs. Hawai'i (Oct. 8)** ... Had the best game of his career vs. Hawai'i on Oct. 8 with four receptions for 54 yards (13/5 avg.) and a long of 20 yards ... Three of his four catches came in the fourth quarter, including two on the game-winning drive ... at Nevada (Oct. 22) ... Had a career-long 22-yard grab in 14 snaps off the bench at Nevada on Oct. 22 ... **at Fresno State (Oct. 29)** ... Played two statless snaps at Fresno State on Oct. 29 ... **vs. UNLV (Nov. 5)** ... Made a 5-yard grab in 14 offensive snaps vs. UNLV on Nov. 5 ... **vs. San Jose State (Nov. 12)** ... Did not play against San Jose State.
- **2021 (Sophomore):** Played in five games, logging five catches for 61 yards (12.2 avg.) with a long of 20 yards ... Played 72 offensive snaps overall ... Made his collegiate debut in the opener against New Mexico State on Sept. 4, playing nine snaps without a catch ... Also played 15 statless snaps at Arizona on Sept. 11 ... Did not play against Utah on Sept. 18 ... Had his first four catches for 55 yards (13.8 avg.) with a long of 20 yards in 26 snaps vs. Towson on Sept. 25 ... Played 10 statless snaps vs. New Mexico on Oct. 9 ... Did not play at San Jose State (Oct. 15) or at Air Force (Oct. 23) ... Had a 6-yard catch in 12 snaps vs. Fresno State on Oct. 30 ... Did not play over the team's final six games.
- **2020 (Freshman):** Did not play or travel in the 2020 season.
- **2019 (Redshirt):** Redshirted his first season at SDSU.
- **High School:** Played his senior season at Norbonne High School and his sophomore and junior seasons at Norwalk High ... Totaled 29 career touchdowns in 28 games (according to MaxPreps), including 24 rushing scores, two kick return touchdowns, and one apiece via receiving, punt return and interception ... A consensus three-star prospect by ESPN, Rivals and 247sports ... Received an 85 grade from 247sports and a 73 by ESPN.
- **Personal:** Oldest brother, Elijah, led Idaho in rushing in his two seasons at Idaho (2014-15) and now plays for the New York Giants ... Picked San Diego State over offers from Utah State, New Mexico and San José State ... Is majoring in business administration with an emphasis in marketing.

Penny's Career Statistics

Receiving

Season	GP	GS	Rec.	Yds.	Avg.	Long	TD
2021	5	0	5	61	12.2	20	0
2022	9	0	9	103	11.4	22	0
Career	14	0	14	164	11.7	22	0

Career Highs: Receptions: 4 vs. Hawai'i (10/8/22), vs. Towson (9/25/21); Receiving Yards: 55 vs. Towson (9/25/21); Long Reception: 22 at Nevada (10/22/22); Kick Returns: 1 vs. Toledo (9/24/22), at No. 14/15 Utah (9/17/22); Kick Return Yards: 31 vs. Toledo (9/24/22); Long Kick Return: 31 vs. Toledo (9/24/22).

2022 Highs: Receptions: 4 vs. Hawai'i (10/8/22); Receiving Yards: 54 vs. Hawai'i (10/8/22); Long Reception: 22 at Nevada (10/22/22); Kick Returns: 1 vs. Toledo (9/24/22), at No. 14/15 Utah (9/17/22); Kick Return Yards: 31 vs. Toledo (9/24/22); Long Kick Return: 31 vs. Toledo (9/24/22).

Penny's Career Game-by-Game (Game Receiving Stats Only)

Receiving

Date	Opponent	GP	GS	No.	Yds.	Avg.	Lg.	TD	TD Lengths
S.25.21	Towson	1	0	4	55	13.8	20	0	
O.30.21	Fresno State*	1	0	1	6	6.0	6	0	
S.10.22	Idaho State	1	0	2	16	8.0	11	0	

Receiving

Date	Opponent	GP	GS	No.	Yds.	Avg.	Lg.	TD	TD Lengths
S.17.22	No. 14/15 Utah	1	0	1	6	6.0	6	0	
0.8.22	Hawai'i*	1	0	4	54	13.5	18	0	
0.22.22	at Nevada*	1	0	1	22	22.0	22	0	
N.5.22	UNLV*	1	0	1	5	5.0	5	0	

*Bold indicates season high. * - Mountain West game.*

#81 MARK REDMAN

Tight End • Junior • 6-6 • 250 • Newport Beach, Calif. • Washington

- **At San Diego State:** Joined the Aztecs in the spring of 2022 after spending his first two seasons at Washington ... Athletic body with a ton of potential ... Enters the weekend atop the depth chart at 'Y' tight end.
- **2022 (Junior):** Has been named to the John Mackey Award Watch list for the most outstanding tight end ... Also is a preseason first-team all-Mountain West selection by Phil Steele Magazine ... Has 13 catches for 124 yards (9.5 avg.) with a touchdown on the season in 10 starts with a long catch of 24 yards ... **vs. Arizona (Sept. 3)** ... Came up with a 15-yard catch in his first start with the Aztecs across 53 snaps vs. Arizona on Sept. 3 ... **vs. Idaho State (Sept. 10)** ... Made a 4-yard grab in 54 snaps and a start vs. Idaho State on Sept. 10 ... **at No. 14/15 Utah (Sept. 17)** ... Played 50 statless snaps in a start at No. 14/15 Utah on Sept. 17 ... **vs. Toledo (Sept. 24)** ... Had a career-high and team-high four receptions for 19 yards (4.8 avg.) with a long of 10 yards in a start against Toledo on Sept. 24, playing all 59 snaps in the game ... **at Boise State (Sept. 30)** ... Was unable to record a stat in 52 snaps in a start at Boise State on Sept. 30 ... **vs. Hawai'i (Oct. 8)** ... Made an 8-yard catch in 56 offensive snaps against Hawai'i on Oct. 8 ... **at Nevada (Oct. 22)** ... Had a pair of catches for a career-high 34 yards, including a then career-long 21-yard grab, in a start and 56 snaps at Nevada on Oct. 22 ... **at Fresno State (Oct. 29)** ... Started again at Fresno State without making a catch in two targets, playing 60 of the team's 63 snaps ... Did jump on a Tyrell Shavers fumble to keep the Aztecs with the ball ... **vs. UNLV (Nov. 5)** ... Had three catches for a career-high 39 yards (13.0 avg.) and his first career touchdown in a start and 62 snaps against UNLV on Nov. 5 ... The 24-yard touchdown put the Aztecs up, 14-0, with 10:55 remaining in the third quarter and proved to be the game-winning score ... The 24-yard catch was also a career long ... **vs. San Jose State (Nov. 12)** ... Made a 5-yard grab in another start vs. San Jose State on Nov. 12 across 57 offensive snaps.
- **At Washington (2020-21):** Spent the last two seasons at Washington with fellow incoming transfer Cooper McDonald ... Played in all 16 games over his two seasons with the Huskies with one start ... Played in all 12 games in 2021 with one start (at Colorado) ... Had one catch for five yards, which came in a 31-24 overtime win over California ... Enrolled at UW for the spring 2020 season ... Played all four games in 2020 without recording a stat.
- **High School:** Earned three letters for Corona del Mar High School in Newport Beach, Calif. ... Played in 50 games over his career, making 149 catches for 1,832 yards and 25 touchdowns ... Captained the 2019 squad to a 35-27 win over Serra in the Division 1A CIF State Championship ... Corona del Mar ended up 16-0 in the 2019 campaign and also won the Division 3 CIF Southern title ... Was named to the 2019 all-CIF Southern Section Division 3 team ... Logged 72 catches for 979 yards and 13 touchdowns as a senior ... Made 54 receptions for 598 yards and nine scores as a junior, and 23 catches for 255 yards and three more touchdowns as a sophomore ... Was an all-CIF-SS Division 4 first-team selection and a first-team all-league pick as a junior ... Was a four-star recruit out of high school by both 247sports and Rivals, and a three-star recruit by ESPN ... Received a grade of 91 by 247sports and 79 by ESPN ... Ranked by 247Sports as the No. 15 tight end in the country and No. 44 recruit in California ... Was listed as the No. 249 overall recruit and No. 7 tight end in the country, as well as the No. 24 player in his state, by Rivals ... ESPN listed him as the nation's No. 10 "tight end-Y" recruit ... Named to the Tacoma News-Tribune's "Western 100."
- **Personal:** Picked Washington out of high school over offers from San Diego State, Alabama, Georgia, LSU, Michigan, Ohio State, Penn State, Wisconsin, Texas A&M, USC, UCLA, Arizona, Boise State, California, Colorado, Utah State, Colorado State and Yale.

Redman's Career Statistics

Receiving	GP	GS	Rec.	Yds.	Avg.	Long	TD	^ at Washington	
2020^	4	0	0	0	0.0	0	0		
2021^	12	1	1	5	5.0	5	0		
2022	10	10	13	124	9.5	24	1		
Career	26	11	14	129	9.2	24	1		

Career/2022 Highs: Receptions: 4 vs. Toledo (9/24/22); Receiving Yards: 39 vs. UNLV (11/5/22); Touchdown Receptions: 1 vs. UNLV (11/5/22); Long Reception: 24 vs. UNLV (11/5/22).

Redman's Career Game-by-Game (Receiving Stats + SDSU Games)

Receiving	Date	Opponent	GP	GS	No.	Yds.	Avg.	Lg.	TD	TD Lengths
S.25.21	CaliforniaS	1	0	1	5	5.0	5	0		
S.3.22	Arizona	1	1	1	15	15.0	15	0		
S.10.22	Idaho	1	1	1	4	4.0	4	0		
S.17.22	at No. 14/15 Utah	1	1	0	0	0.0	0	0		
S.24.22	Toledo	1	1	4	19	4.8	10	0		
S.30.22	at Boise State	1	1	0	0	0.0	0	0		
0.8.22	Hawai'i*	1	1	1	8	8.0	0	0		
0.22.22	at Nevada*	1	1	2	34	17.0	21	0		
0.29.22	at Fresno State*	1	1	0	0	0.0	0	0		
N.5.22	UNLV*	1	1	3	39	13.0	24	1		24
N.12.22	San Jose State*	1	1	1	5	5.0	5	0		

*Bold indicates season high. * - Mountain West game. S - Pac-12 game.*

#82 JAY RUDOLPH

Tight End • Junior • 6-4 • 245 • Scottsdale, Ariz. • Horizon HS

- **At San Diego State:** Young, smart tight end who played in seven of the team's eight games as a true freshman in 2020 on special teams and then was a regular contributor to the team last year ... Good blocker with excellent hands ... Enters the season as the projected starting 'H' tight end.
- **2022 (Junior):** Has been named a "SDSU player to watch" by Lindy's Sports ... Does not have a stat this season ... Missed the first four games with an injury ... Has played in six games with three starts ... **at Boise State (Sept. 30)** ... Returned to play at Boise State on Sept. 30, logging 15 statless snaps off the bench ... **vs. Hawai'i (Oct. 8)** ... Also played 19 snaps in a start against Hawai'i on Oct. 8 ... **at Nevada (Oct. 22)** ... Played 23 statless snaps in a reserve role at Nevada on Oct. 22 ... **at Fresno State (Oct. 29)** ... Started and played 22 snaps at Fresno State on Oct. 29 ... **vs. UNLV (Nov. 5)** ... Started again vs. UNLV on Nov. 5, playing 27 snaps ... **vs. San Jose State (Nov. 12)** ... Had a 9-yard catch on a career-high three targets in 24 snaps against San Jose State on Nov. 12 ... The catch was the second of his career and first since a touchdown reception vs. Utah on Sept. 18, 2021.
- **2021 (Sophomore):** Played in 13 of the team's 14 games with five starts, making a 2-yard touchdown catch ... Did not record a stat in 27 statless snaps in the opener against New Mexico State on Sept. 4 or in 38 snaps at Arizona on Sept. 11 ... Caught a 2-yard touchdown pass off the bench against Utah on Sept. 18 ... The catch and touchdown were both the first of his career and put the Aztecs in the lead, 31-24, in the first overtime ... Played in 37 snaps in the win ... Played 27 statless snaps off the bench against Towson on Sept. 25 ... Earned his first career start against New Mexico on Oct. 9, playing 46 offensive snaps ... Started again at San José State on Oct. 15, playing 36 statless snaps ... Started for a third straight game at Air Force on Oct. 23 without recording a stat ... Did not record a stat in a start and 20 offensive snaps at Hawai'i on Nov. 6 ... Played 22 statless snaps off the bench vs. Nevada on Nov. 13, 33 snaps at UNLV on Nov. 19 and nine snaps vs. Boise State on Nov. 26 ... Did not travel to the Mountain West Championship game against Utah State on Dec. 4 ... Started and played 43 snaps vs. No. 24/25 UTSA in the Tropical Smoothie Frisco Bowl on Dec. 21.
- **2020 (True Freshman):** Played in seven of the team's eight games as a true freshman, all on special teams ... Was on the travel roster for the opener against UNLV on Oct. 24 but did not play ... Made his collegiate debut on special teams the following week at Utah State on Oct. 31 ... Then played in each of the final six games of the season.
- **High School:** Prepped at Horizon High School in Scottsdale, Ariz. ... Made the all-state second team as a senior, when he captained the Huskies to a 9-2 record, a league title at 6-0 and an appearance in the state championship game ... Also made all-region and all-league ... According

to MaxPreps, totaled 88 catches for 1,453 yards (16.5 avg.) with 15 touchdowns over the past two years, including 57 receptions for 903 yards and seven touchdowns in 2019 ... Was a three-star recruit by 247sports and ESPN, and a two-star recruit by Rivals ... Received a scout grade of 82 by 247sports and 72 by ESPN.

Rudolph's Career Statistics

Receiving

Season	GP	GS	Rec.	Yds.	Avg.	Long	TD
2020	7	0	0	0	0.0	0	0
2021	13	5	1	2	2.0	2	1
2022	6	3	1	9	9.0	9	0
Career	26	8	2	11	5.5	9	1

Career Highs: Receptions: 1 vs. San Jose State (11/12/22), vs. Utah (9/18/21); Receiving Yards: 9 vs. San Jose State (11/12/22); Receiving Touchdowns: 1 vs. Utah State (9/21/19); Long Reception: 9 vs. San Jose State (11/12/22).

2022 Highs: Receptions: 1 vs. San Jose State (11/12/22); Receiving Yards: 9 vs. San Jose State (11/12/22); Long Reception: 9 vs. San Jose State (11/12/22).

Rudolph's Career Game-by-Game (Games Stats Only)

Receiving

Date	Opponent	GP	GS	No.	Yds.	Avg.	Lg.	TD	TD Lengths
S.18.21	Utah	1	0	1	2	2.0	2	1	2
N.12.22	San Jose State*	1	0	1	9	9.0	9	0	

*Bold indicates season high. * - Mountain West game.*

#14 TYRELL SHAVERS

Wide Receiver • ^Senior • 6-6 • 210 • Lewisville, Texas • Mississippi State

- **At San Diego State:** Tall, athletic wide receiver, who came to The Mesa in the spring of 2021 with four seasons of SEC experience, including 2020 at Mississippi State, and 2017-19 at Alabama ... Enters the season atop the depth chart at the 'X' receiver ... Also is an excellent special teams player ... Ranks in a tie for third in program history in blocked kicks (3) ... Has returned three blocked punts for touchdowns over his career (Sept. 26, 2020 at No. 6/5 LSU while at Alabama, Sept. 11, 2021 at Arizona and Sept. 30, 2022 at Boise State).
- **2022 (^Senior):** Has been named to the Earl Campbell Tyler Rose Award Watch List (ties to Texas) ... Also has been named a preseason fourth-team all-Mountain West selection by Phil Steele Magazine ... Has 30 catches for a team-high 477 yards (15.9 avg.) with three touchdowns, starting all 10 games ... Has a long reception of 66 yards ... Also has a blocked kick and return for a touchdown ... Ranks in a tie for first in the Mountain West in punt return touchdowns (1) (off a blocked punt), tied for second in blocked kicks (1, T-11th in FBS), fourth in yards per reception (15.90), tied for fourth in blocked kicks per game (0.10, T-60th in FBS), seventh in receiving yards (477) and receiving yards per game (47.70), and tied for 10th in receiving touchdowns (3) ... **vs. Arizona (Sept. 3)** ... Had two receptions for 10 yards (5.0 avg.), including an 11-yard touchdown in 45 snaps in a start against Arizona on Sept. 3 ... The touchdown was SDSU's first at Snapdragon Stadium ... **vs. Idaho State (Sept. 10)** ... Had three catches for 36 yards (12.0 avg.) in a start vs. Idaho State, including a 14-yard touchdown grab ... It was his second touchdown of the season and third straight game with a touchdown, **at No. 14/15 Utah (Sept. 17)** ... Came up with a 6-yard catch at No. 14/15 Utah on Sept. 17 in a start across 38 snaps ... **vs. Toledo (Sept. 24)** ... Had a 13-yard reception in a start and 52 offensive snaps vs. Toledo on Sept. 24 ... **at Boise State (Sept. 30)** ... Did not make a catch in a start over 49 snaps at Boise State on Sept. 30 ... Scored off a blocked punt for the first time this season and third time of his career ... Now has three overall touchdowns this year and eight for his career ... Blocked his first punt of the season and third of his career ... Is now tied for third all-time at SDSU in blocked punts (3) ... **vs. Hawai'i (Oct. 8)** ... Had a breakup game in a start against Hawai'i on Oct. 8, making a career high eight receptions for a career-high 149 yards ... Entered the game with seven catches for 65 yards ... Became SDSU's 89th different 100-yard receiver and first since Jesse Matthews in the 2021 Frisco Bowl ... The 100-yard plateau has now been broken 336 times in school history ... Was named to the Earl Campbell Tyler Rose Honor Roll (Oct. 12) for his play vs. Hawai'i (offensive ties to Texas) ... **at Nevada (Oct. 22)** ... Came up with three catches for 36 yards (12.0 avg.) in a start at Nevada on Oct. 22 in 57 snaps ... **at Fresno State (Oct. 29)** ... Made four catches for 66 yards (16.5 avg.) with a long of 32 in a start at Fresno State on Oct. 29, logging 62 of the team's 63 snaps ... **vs. UNLV (Nov. 5)** ... Registered four catches for 50 yards (12.5 avg.) with a long of 24 yards in a start and 63 snaps vs. UNLV on Nov. 5 ... **vs.**

San Jose State (Nov. 12) ... Had his second 100-yard receiving game on Nov. 12 against San Jose State, catching four passes for 111 yards and a touchdown ... Is now one of 56 players in program history with multiple 100-yard receiving games ... Caught his third touchdown pass of the season (first since the second game of the year vs. Idaho State on Sept. 10) and sixth of his career ... Caught a career-long 66-yard pass for his touchdown ... Ended up playing 67 snaps in the win.

- **2021 (Senior):** Was named "SDSU's top incoming transfer" by Lindy's Sports ... Played in 13 of the team's 14 games with four starts ... Had 18 catches for 213 yards (11.8 avg.) and two touchdowns on offense ... Was even better on special teams, logging two punt blocks and recovering another for a touchdowns as well ... Tied for second in FBS in blocked kicks (2, 1st in MW) and tied for fifth in punt return touchdowns (off a blocked punt) (1, T-1st in MW) ... His two blocked kicks were one off tying a school single-season record (Brad Burton, three in 1989) ... Made his Aztec debut in the opener against New Mexico State, playing 19 statless snaps ... Saw action in 29 offensive snaps at Arizona on Sept. 11 with did not make a catch ... Gave San Diego State a 21-0 lead in the first quarter when he recovered a punt blocked by Kaegun Williams and returned it 27 yards for a touchdown ... It was his third career touchdown and second via returning a blocked punt (also Sept. 26, 2020 at No. 6/5 LSU while with Alabama) ... Had a 10-yard catch, his first as an Aztec, in 28 snaps against Utah on Sept. 18 ... Also blocked a punt, SDSU's second straight game with a blocked punt ... Earned his first start as an Aztec (second of his career) against Towson on Sept. 25, where he made a 9-yard catch ... Also blocked a punt (second straight game with one), which was returned for a touchdown by Trenton Thompson and gave SDSU a 28-14 lead in the third quarter ... The touchdown proved to be the game-winning score ... Had two catches for a team-high 39 yards (19.5 avg.) with a long of 23 in a start and 51 snaps vs. New Mexico on Oct. 9 ... Earned another start at San José State on Oct. 15 where he made an 11-yard catch in 50 snaps ... Came off the bench to play 26 snaps at Air Force on Oct. 23, making a 6-yard catch ... Had two receptions for 39 yards (19.5 avg.) and a touchdown in 50 offensive snaps in a reserve role against Fresno State on Oct. 30 ... Caught his first touchdown pass as an Aztec, which was for 19 yards and put the Aztecs on the scoreboard ... Started at Hawai'i on Nov. 6, where he had three catches for 28 yards (9.3 avg.) with a long of 11 yards ... Ended up playing 43 of the team's 62 offensive snaps ... Had three catches for 15 yards (5.0 avg.) with a long of seven yards off the bench against Nevada on Nov. 13 ... Ended up playing 39 snaps on offense ... Was unable to make a catch in 33 snaps off the bench at UNLV on Nov. 9 ... Made a pair of grabs for 27 yards (13.5 avg.) in 33 offensive snaps off the bench against Boise State on Nov. 26 ... Did not travel to play Utah State in the Mountain West Championship game on Dec. 4 ... Came off the bench for two catches for 26 yards (13.0 avg.) and a touchdown against No. 24/25 UTSA in the Tropical Smoothie Frisco Bowl on Dec. 21 ... The 24-yard touchdown put the Aztecs up, 31-17, with 2:39 left in the third quarter and proved to be the game-winning score ... Caught his second touchdown pass of the season and third of his career ... The 24-yard grab was a season long ... Logged 32 snaps overall.
- **At Mississippi State (2020):** Played four games last year with the Bulldogs with one start, making nine catches for 107 yards and a touchdown ... Best game came in MSU's opener against defending national champion and sixth-ranked LSU on Sept. 26 when he had two catches for 68 yards in a start, including a 31-yard touchdown.
- **At Alabama (2017-19):** Spent three seasons at Alabama, where he played in all 28 games after redshirting the 2017 campaign ... Logged time in 13 games as a sophomore, making one catch for 20 yards and adding a 14-yard rush ... Also recovered a blocked punt against Texas A&M near the Aggies' goal line, taking the ball across the plane for a 2-yard touchdown ... Played all 15 games as a freshman in 2018 for a team that lost to Clemson in the College Football Playoff National Championship after starting the season off with a 14-0 record ... Arrived in January 2017 as an early enrollee and participated in spring drills ... Also played baseball at Alabama during the 2019 season but did not get into a game.
- **High School:** Was one of the elite wide receiver prospects in the 2017 class out of Lewisville High School in Lewisville, Texas ... Was a unanimous four-star recruit ... Was ranked 70th in the Top247 while being listed as the No. 12 wide receiver and ninth-best player overall in the state of Texas ... The 247Composite listed Shavers as the No. 88 player overall, the No. 12 receiver and No. 11 player in Texas ... Scout seeded him at No. 83 in the Scout300, the No. 3 receiver in the Midland region and 13th nationally ... Also was ranked No. 133 in the ESPN300, the No. 19 wide receiver, No. 22 in the state of Texas and No. 24 in the Midland region ... Tabbed by Rivals as the No. 152 player in the Rivals250, the No. 24 wideout and No. 21 player in the state ... Member of the PrepStar Top 150 Dream Team at No. 107 ... Participated in Nike's 2016 "The Opening" ... Was a Texas District 5-6A All-District selection in both 2015 and 2016 ... Caught 27 passes for 397 yards and seven touchdowns as a senior in 2016 ... Finished with 37 catches for 803 yards and 13 touchdowns as a junior in 2015.

• **Personal:** Tyrell Lamar Shavers was born Aug 18, 1999, in Lewisville, Texas ... Son of Tyrone and Yolanda Shavers ... Chose Alabama out of high school over offers from LSU, Georgia, Texas, Texas A&M, Michigan, Oklahoma State, Auburn, Florida State, Mississippi State, Missouri, Ole Miss, Miami (Fla.), Stanford, Colorado, Arizona State, Iowa, Texas Tech, Arkansas, Iowa State, SMU and Louisiana ... Is working on a master's degree in homeland security and conflict resolution.

Shavers' Career Statistics

Receiving							
Season	GP	GS	Rec.	Yds.	Avg.	Long	TD
2018*	15	0	0	0	0.0	0	0
2019*	13	0	1	20	20.0	20	0
2020^	4	1	9	107	11.9	37	1
2021	13	4	18	213	11.8	24	2
2022	10	10	30	477	15.9	66	3
Career	55	15	58	817	14.1	66	6

* - at Alabama; ^ at Mississippi State

Total Touchdowns				
Season	GP	Rec.	PR#	Total
2018*	15	0	0	0
2019*	13	0	1	1
2020^	4	1	0	1
2021	13	2	1	3
2022	10	3	1	4
Career	55	6	3	9

* - at Alabama; ^ at Mississippi State;

indicates returned blocked punt (goes down as PR)

Career Highs: Receptions: 8 vs. Hawai'i (10/8/22); Receiving Yards: 149 vs. Hawai'i (10/8/22); Receiving Touchdowns: 1, six times; Long Reception: 66 vs. San Jose State (11/12/22); Carries: 1 vs. Western Carolina (11/23/19); Rushing Yards: 14 vs. Western Carolina (11/23/19); Long Rush: 14 vs. Western Carolina (11/23/19); All-Purpose Yards: 149 vs. Hawai'i (10/8/22); Total Touchdowns: 1, nine times; Tackles: 1 at No. 11/11 Texas A&M (10/17/20); Blocked Punts: 1 at Boise State (9/30/22), vs. Towson (9/25/21), Utah (9/18/21).

2022 Highs: Receptions: 8 vs. Hawai'i (10/8/22); Receiving Yards: 149 vs. Hawai'i (10/8/22); Receiving Touchdowns: 1 vs. San Jose State (11/12/22), vs. Idaho State (9/10/22), vs. Arizona (9/3/22); Long Reception: 66 vs. San Jose State (11/12/22); Total Touchdowns: 1, four times; Blocked Punts: 1 at Boise State (9/30/22).

Shavers' Career Game-by-Game (Receiving Stats and SDSU Games Only)

Receiving									
Date	Opponent	GP	GS	No.	Yds.	Avg.	Lg.	TD	TD Lengths
N.23.19	Western Carolina	1	0	1	20	20.0	20	0	
S.26.20	at No. 6/6 LSUS	1	1	2	68	34.0	20	1	31
O.3.20	ArkansasS	1	0	3	21	7.0	11	0	
O.10.20	at KentuckyS	1	0	4	18	4.5	6	0	
S.4.21	New Mexico State	1	0	0	0	0.0	0	0	
S.11.21	at Arizona	1	0	0	0	0.0	0	0	
S.18.21	Utah	1	0	1	10	10.0	10	0	
S.25.21	Towson	1	1	1	9	9.0	9	0	
O.9.21	New Mexico*	1	1	2	39	19.5	23	0	
O.15.21	at San José State*	1	1	1	11	11.0	11	0	
O.23.21	at Air Force*	1	0	1	6	6.0	6	0	
O.30.21	Fresno State*	1	0	2	39	19.5	20	1	19
N.6.21	at Hawai'i*	1	1	3	28	9.3	11	0	
N.13.21	Nevada*	1	0	3	15	5.0	8	0	
N.19.21	at UNLV*	1	0	0	0	0.0	0	0	
N.26.21	Boise State*	1	0	2	27	13.5	22	0	
D.4.21	Utah State!	--- Did Not Play ---							
D.21.21	vs. No. 24/25 UTSA%	1	0	2	29	14.5	24	1	24
S.3.22	Arizona	1	1	2	10	5.0	11	1	11
S.10.22	Idaho State	1	1	3	36	12.0	16	1	14
S.17.22	at No. 14/15 Utah	1	1	1	6	6.0	6	0	
S.24.22	Toledo	1	1	1	13	13.0	13	0	
S.30.22	at Boise State*	1	1	0	0	0.0	0	0	
O.8.22	Hawai'i*	1	1	8	149	18.6	42	0	

Receiving

Date	Opponent	GP	GS	No.	Yds.	Avg.	Lg.	TD	TD Lengths
0.22.22	at Nevada*	1	1	3	36	12.0	15	0	
0.29.22	at Fresno State*	1	1	4	66	16.5	32	0	
N.5.22	UNLV*	1	1	4	50	12.5	24	0	
N.12.22	San Jose State*	1	1	4	111	27.8	66	1	66

Bold indicates season high. * - Mountain West game. S - SEC game. ! - 2021 Mountain West Championship (Dignity Health Sports Park; Carson, Calif.). % - 2021 Tropical Smoothie Frisco Bowl (Toyota Stadium; Frisco, Texas).

#83 MEKHI SHAW

(mah-KYE)

WR • Sophomore • 5-10 • 175 • San Diego, Calif. • Scripps Ranch HS

• **At San Diego State:** Walk-on, who came to the Aztecs in the fall 2020, working with the cornerbacks ... Made the move to wide receiver in the 2021 spring campaign ... Runs good routes ... Has nice hands ... Enters the weekend as the co-starting 'H' receiver and the backup 'Z' receiver.

• **2022 (Sophomore):** Has started four of the team's 10 games and has played in all 10, making 22 catches for 223 yards (20.1 avg.) and a touchdown in 283 offensive snaps ... Has added a 7-yard run ... Also has four tackles (three solo) on special teams and has recovered a fumble ... **vs. Arizona (Sept. 3)** ... Earned his second career start in the opener against Arizona on Sept. 3, logging 18 statless snaps ... Also had a special teams tackle ... **vs. Idaho State (Sept. 10)** ... Earned his second straight start against Idaho State on Sept. 10, where he made a 7-yard reception in 25 snaps ... **at No. 14/15 Utah (Sept. 17)** ... Came off the bench for 13 statless offensive snaps at No. 14/15 Utah on Sept. 17 ... Also logged two tackles (one solo) on special teams and recovered a fumbled punt, which led to SDSU's lone touchdown of the game ... **vs. Toledo (Sept. 24)** ... Had two catches for 21 yards (10.5 avg.) and a long of 16 yards in 22 snaps vs. Toledo on Sept. 22 ... **at Boise State (Sept. 30)** ... Earned the start at Boise State on Sept. 30 without recording a stat in just nine snaps ... **vs. Hawai'i (Oct. 8)** ... Had a big game against Hawai'i on Oct. 8, setting career highs with four receptions and 28 yards (7.0 avg.) in 37 snaps off the bench ... Three of his four catches came on the game-winning drive ... **at Nevada (Oct. 22)** ... Made a 13-yard grab in a start and 32 snaps at Nevada on Oct. 22 ... Also had a solo tackle en route to being named to the team's special teams player of the game ... **at Fresno State (Oct. 29)** ... Had another big game in 40 snaps off the bench at Fresno State on Oct. 29 with career highs of five receptions and 64 yards (12.8 avg.) ... The five catches also were a team best ... Included in the five receptions was a career-long 23-yard grab ... **vs. UNLV (Nov. 5)** ... Made four catches for 26 yards (6.5 avg.) with a long of eight in 46 snaps in a reserve role against UNLV on Nov. 5 ... **vs. San Jose State (Nov. 12)** ... Logged five catches for 64 yards, including a 17-yard touchdown, in 40 snaps vs. San Jose State ... Matched his career high in both catches (5) and receiving yards (64), while the touchdown was the first of his career.

• **2021 (Freshman):** Played in 12 games with one start ... Had four catches for 42 yards (21.0 avg.) with a long catch of 15 yards, which he did twice ... Played 79 snaps overall on offense ... Also had two special teams tackles ... Made his collegiate debut in the opener against New Mexico State on Sept. 4, playing three statless snaps ... Played two offensive snaps the following game at Arizona (Sept. 11) ... Saw action in six snaps against Utah on Sept. 18 ... Earned his first career start against Towson on Sept. 25, where he made his first career two catches for 21 yards (10.5 avg.) with a long of 15 yards ... Played 11 snaps vs. New Mexico on Oct. 9 without recording a catch, but did come up with a pair of tackles on special teams ... Played on special teams at San Jose State on Oct. 15 ... Saw action in two snaps at Air Force (Oct. 23) ... Had another two catches late for 21 yards (10.5 avg.) against Fresno State with a long of 15 yards ... Came in for special teams snaps at Hawai'i on Nov. 6 ... Did not play against Nevada (Nov. 13) or at UNLV (Nov. 19) ... Played on special teams against Boise State (Nov. 26) ... Came in for 18 snaps vs. Utah State in the Mountain West Championship on Dec. 4 without recording a stat ... Saw time on special teams vs. No. 24/25 UTSA in the Tropical Smoothie Frisco Bowl on Dec. 21.

• **2020 (Redshirt):** Redshirted his first season with the Aztecs while working with the cornerbacks.

• **High School:** Earned two letters at Scripps Ranch High School in San Diego ... Led the Falcons to a 12-1 record as a senior and a league title ... SRHS won its first 12 games in 2019 before falling to La Jolla HS in the San Diego Section CIF Championship ... Was a two-time all-league selection ... According to MaxPreps, totaled 20 catches for 305 yards (15.3 avg.) and three touchdowns in 2019, while making 40 tackles (24 solo) on defense with an interception and a fumble recovery ... Also played on the school's basketball team ... Was a scholar-athlete and

made the all-academic team.

- **Personal:** Mekhi Shaw was born Sept. 4, 2002, in San Diego ... Son of Mike and Adria Shaw ... Also was recruited by Nevada ... Is majoring in biology.

Shaw's Career Statistics

Receiving

Season	GP	GS	Rec.	Yds.	Avg.	Long	TD
2021	12	1	4	42	10.5	15	0
2022	10	4	22	223	10.1	23	1
Career	22	5	26	265	10.2	23	1

Career/2022 Highs: Receptions: 5 vs. San Jose State (11/12/22), at Fresno State (10/29/22); Receiving Yards: 64 vs. San Jose State (11/12/22), at Fresno State (10/29/22); Touchdown Receptions: 1 vs. San Jose State (11/12/22); Long Reception: 23 at Fresno State (10/29/22); Punt Returns: 2 vs. Idaho State (9/10/22); Long Punt Return: 1 vs. Idaho State (9/10/22); Tackles: 2 at No. 14/15 Utah (9/17/22); Fumble Recoveries: 1 at No. 14/15 Utah (9/17/22).

Shaw's Career Game-by-Game (Game Stats Only)

Receiving

Date	Opponent	GP	GS	No.	Yds.	Avg.	Lg.	TD	TD Lengths
S.25.21	Towson	1	1	2	21	10.5	15	0	
O.31.21	Fresno State*	1	0	2	21	10.5	15	0	
S.10.22	Idaho State	1	1	1	7	7.0	7	0	
S.24.22	Toledo	1	0	2	21	10.5	16	0	
O.8.22	Hawai'i*	1	0	4	28	7.0	11	0	
O.22.22	at Nevada*	1	1	1	13	13.0	13	0	
O.29.22	at Fresno State*	1	0	5	64	12.8	23	0	
N.5.22	UNLV*	1	0	4	26	6.5	7	0	
N.12.22	San Jose State*	1	0	5	64	12.8	18	1	17

*Bold indicates season high. * - Mountain West game.*

#46 MICHAEL SHAWCROFT

Linebacker • Senior • 6-2 • 220 • San Diego, Calif. • Helix HS

- **At San Diego State:** Athletic linebacker, who has impressed the coaching staff with his speed and tenacity ... Always seems to be in the right place at the right time ... Has a ton of upside ... Played in 2019 as a true freshman, mainly on special teams ... Is listed as the starting "Will" linebacker heading into the weekend ... Is tied for ninth all-time at SDSU with five forced fumbles.
- **2022 (Senior):** Has been named to the Wuerffel Trophy Watch List and to the Allstate AFCA Good Works team, each for community service, academics and athletics ... Also has been named a preseason third-team all-Mountain West selection by Phil Steele Magazine and a fourth-team pick by Athlon Sports ... Is "SDSU's No. 10 player" by Athlon Sports ... Has 63 tackles (36 solo), 10 tackles for loss, 4.5 sacks, three pass breakups, a forced fumble and six quarterback hurries, despite missing a game due to injury ... Leads the team in tackles (63 (No. 2 is 46)) ... Ranks tied for eighth in tackles for loss per game (1.11, T-41st in FBS) and total tackles for loss (10.0, T-59th in FBS), tied for ninth in total sacks yards (34), 10th in total tackles for loss yards (49, T-59th in FBS) and tied for 10th in sacks per game (0.50) ... **vs. Arizona (Sept. 3)** ... Had a good opener against Arizona on Sept. 3, making a career high and team-high nine tackles (four solo) in 53 snaps in a start ... **vs. Idaho State (Sept. 10)** ... Registered six tackles (five solo) with two tackles for loss (for five yards), a 2-yard sack, two quarterback hurries and a pass breakup, in 55 snaps against Idaho State on Sept. 10 ... **at No. 14/15 Utah (Sept. 17)** ... Had a big game at No. 14/15 Utah on Sept. 17, recording five tackles (four solo), a 15-yard sack (and TFL), a pass breakup and a quarterback hurry, playing 56 snaps on defense ... **vs. Toledo (Sept. 24)** ... Recorded a team-high nine tackles (four solo), including 0.5 for a loss, a pass breakup and a quarterback hurry in 61 defensive snaps vs. Toledo on Sept. 24 ... The nine tackles matched a then career high ... **at Boise State (Sept. 30)** ... Had six tackles (four solo) and 0.5 tackles for loss in a start in 39 snaps at Boise State on Sept. 30 ... **vs. Hawai'i (Oct. 8)** ... Did not dress for the Hawai'i game on Oct. 8 because of an injury ... **at Nevada (Oct. 22)** ... Was named the Mountain West Defensive Player of the Week on Oct. 24 for his play at Nevada on Oct. 22 when he posted a team-high seven tackles (six solo), including two tackles for loss for 11 yards and a 9-yard sack, and a forced fumble ... The forced fumble was the fifth of his career, which is tied for the ninth most in program history ... It was recovered by Patrick McMorris and returned 30 yards for a touchdown to put SDSU on the

scoreboard just 54 seconds into the game ... Also was named one of SDSU's defensive players of the game ... **at Fresno State (Oct. 29)** ... Recorded a career and team-high 10 tackles (four solo), along with 2.5 tackles for loss and a career-best 1.5 sacks, and a quarterback hurry in 54 defensive snaps at Fresno State on Oct. 29 ... **vs. UNLV (Nov. 5)** ... Had a career-high 11 tackles (five solo), including 1.5 tackles for loss, in 43 defensive snaps in a start vs. UNLV on Nov. 5 ... **vs. San Jose State (Nov. 12)** ... Somehow did not have a stat in 32 snaps in a start against San Jose State on Nov. 12.

- **2021 (Junior):** Was named an honorable-mention all-Mountain West selection by the league's coaches and media ... Was chosen as a preseason third-team all-Mountain West selection by Pro Football Focus ... Played 13 of the team's 14 games with seven starts ... Had 55 tackles (33 solo), including 6.5 tackles for loss, three sacks, an interception, pass breakup, two forced fumbles and six quarterback hurries ... Ranked in a tie for ninth in the Mountain West (T-58th in FBS) with two forced fumbles ... Had a big game in 30 snaps in a reserve role against New Mexico State in the opener on Sept. 4, making three tackles, 1.5 tackles for loss, a sack, interception and quarterback hurry ... The interception was the first of his career ... Missed the Arizona game on Sept. 11 with an injury ... Had four tackles (three solo) with a 4-yard sack (and TFL) in 43 snaps off the bench vs. Utah on Sept. 18 ... Logged a quarterback hurry in 30 snaps off the bench against Towson on Sept. 25 ... Had a good game in 29 defensive snaps off the bench against New Mexico on Oct. 9, making four tackles (three solo) with a forced fumble, which was recovered by Dallas Branch ... Finished with a defensive grade of 87.1 by Pro Football Focus, the highest on the team ... Had a big game in 47 snaps at San José State on Oct. 15, recording eight tackles (five solo), a sack, a career-high three tackles for loss and a forced fumble ... Tied a career high with eight tackles ... The sack was his third of the season and he now has 4.5 for his career ... Also had his second forced fumble of the season (second straight game) and fourth of his career ... Had a career-high 90.0 defensive grade by Pro Football Focus, which was the third highest in the country that week (min. 40 snaps) ... Had seven tackles (five solo), including a 2-yard loss, at Air Force on Oct. 23 ... His seven stops tied Patrick McMorris for the most on the team ... Came up with four unassisted tackles and a quarterback hurry in 41 defensive snaps against Fresno State on Oct. 30 ... Made two tackles (one solo) with a pass breakup in a start and 35 snaps at Hawai'i on Nov. 6 ... Registered seven tackles (five solo) in 40 snaps in a start with Nevada on Nov. 13 ... Made a solo tackle in 31 snaps in a start at UNLV on Nov. 19 ... Came up with six stops (three solo) in a start and 43 snaps vs. Boise State on Nov. 26 ... Had seven tackles (three solo) in a start against Utah State in the Mountain West Championship game on Dec. 4. In 36 snaps ... The seven tackles were tied with two others for the second most on the team ... Had two solo tackles and a quarterback hurry in 23 snaps off the bench against No. 24/25 UTSA in the Tropical Smoothie Frisco Bowl on Dec. 21.
- **2020 (Sophomore):** Registered 35 tackles (24 solo) with five tackles for loss, 1.5 sacks, two forced fumbles, two fumble recoveries and three quarterback hurries in eight games (five starts) ... Tied for the Mountain West lead in fumble recoveries (2, T-12th in FBS) and tied for fourth in forced fumbles (2, T-39th in FBS) ... Came up with a big opener off the bench against UNLV on Oct. 24, registering a career-high four tackles (three solo) and recovering his first career fumble ... Recording three tackles (two solo) against Utah State on Oct. 31, while forcing a fumble on an Aggie rush and recovering the ball ... It was his first career forced fumble and second straight game with a fumble recovery ... Earned his first career start against San José State on Nov. 6, where he had a team-high seven tackles (five solo) and the first two tackles for loss of his career ... Led the team in tackles for the first time of his career ... Had two assisted tackles, including 0.5 sacks (and 0.5 TFL), with a quarterback hurry off the bench vs. Hawai'i on Nov. 14 ... The 1/2 sack was the first of his career ... Started for the second time of his career at Nevada on Nov. 21, making a career-high eight tackles (six solo) with a quarterback hurry ... Started at Colorado on Nov. 28, making four tackles with a 3-yard tackle for loss ... Started for a third straight game vs. Colorado State on Dec. 5, making three tackles (one solo) with 0.5 tackles for loss ... Started again at No. 14/16 Brigham Young on Dec. 12, where he had four tackles (all solo), a 2-yard sack (and TFL), a forced fumble and a quarterback hurry ... The forced fumble was his second of the season (and career).
- **2019 (True Freshman):** Played on special teams in the team's 13 games and six snaps on the defensive side ... Had five tackles (three solo) ... Led the Aztecs with five tackles on special teams, along with Trenton Thompson ... Logged special teams snaps in his first career game in the opener with Weber State, making one tackle on the punt unit ... Also played on special teams at UCLA, New Mexico State and Utah State without recording a stat ... Played his first career snaps on defense, logging three statless ones at Colorado State ... Played statless time on special teams vs. Wyoming ... Logged a solo stop at San José State on the punt unit ... Did not record a stat at UNLV ... Had an assisted tackle against Nevada on special teams ... Had a pair of tackles (one solo) on special teams vs. Fresno State ... Played statless special teams

snaps at Hawai'i and against Brigham Young ... Saw three snaps on defense vs. Central Michigan in the New Mexico Bowl.

- **High School:** Played three seasons at nearby Helix High School in La Mesa, the same high school as current Aztecs Jaiden Brown, Rashad Scott and Josh Simmons ... Scored seven touchdowns over his high school career on offense (according to MaxPreps, which didn't list defensive stats) ... Led Helix HS to five shutouts in 2017 ... Was the 2018 CIF San Diego Section Defensive Player of the Year and a two-time all-CIF first-team selection (2017-18) ... Was a three-star recruit by ESPN and 247sports, and a two-star prospect by Rivals ... Received a grade of 81 by 247sports and 75 by ESPN.
- **Personal:** Michael Anthony Shawcroft was born Nov. 30, 2000, in San Diego, Calif. ... Son of Jack and Liz Shawcroft ... Committed to the Aztecs early in the process over offers from Army West Point, Utah State, Nevada, Hawai'i, Air Force, UNLV, Brown, Columbia, Dartmouth, Harvard, Penn, Princeton, Yale and Holy Cross ... Is majoring in kinesiology.

Shawcroft's Career Statistics

Season	GP	GS	UA	A	TT	TFL	Sk	Int.	PBU	FF	FR
2019	13	0	3	2	5	0.0	0.0	0	0	0	0
2020	8	5	24	11	35	5.0	1.5	0	0	2	2
2021	13	7	33	22	55	7.5	3.0	1	1	2	0
2022	9	9	36	27	63	10.0	4.5	0	3	1	0
Career	43	21	96	60	158	22.5	9.0	1	4	5	2

Career Highs: Tackles: 11 vs. UNLV (11/5/22); Tackles For Loss: 3.0 at San José State (10/15/21); Sacks: 1.5 at Fresno State (10/29/22); Interceptions: 1 vs. New Mexico State (9/5/21); Pass Breakups: 1, four times; Forced Fumbles: 1, five times; Fumble Recoveries: 1 at Utah State (10/31/20), vs. UNLV (10/24/20).

2022 Highs: Tackles: 11 vs. UNLV (11/5/22); Tackles For Loss: 2.5 at Fresno State (10/29/22), vs. Idaho State (9/10/22); Sacks: 1.5 at Fresno State (10/29/22); Pass Breakups: 1 vs. Toledo (9/24/22), at No. 14/15 Utah (9/17/22), vs. Idaho State (9/10/22); Forced Fumbles: 1 at Nevada (10/22/22).

Shawcroft's Career Game-by-Game

Date	Opponent	GP	GS	UA	A	TT	TFL	Sk.	Int.	PBU	FF	FR
A.31.19	Weber State	1	0	1	0	1	0.0	0.0	0	0	0	0
S.7.19	at UCLA	1	0	0	0	0	0.0	0.0	0	0	0	0
S.14.19	at New Mexico State	1	0	0	0	0	0.0	0.0	0	0	0	0
S.21.19	Utah State*	1	0	0	0	0	0.0	0.0	0	0	0	0
O.5.19	at Colorado State*	1	0	0	0	0	0.0	0.0	0	0	0	0
O.12.19	Wyoming*	1	0	0	0	0	0.0	0.0	0	0	0	0
O.19.19	at San José State*	1	0	1	0	1	0.0	0.0	0	0	0	0
O.26.19	at UNLV*	1	0	0	0	0	0.0	0.0	0	0	0	0
N.9.19	Nevada*	1	0	0	1	1	0.0	0.0	0	0	0	0
N.15.19	Fresno State*	1	0	1	1	2	0.0	0.0	0	0	0	0
N.23.19	at Hawai'i*	1	0	0	0	0	0.0	0.0	0	0	0	0
N.30.19	Brigham Young	1	0	0	0	0	0.0	0.0	0	0	0	0
D.21.19	vs. Central Michigan~	1	0	0	0	0	0.0	0.0	0	0	0	0
O.24.20	UNLV*	1	0	3	1	4	0.0	0.0	0	0	0	1
O.31.20	at Utah State*	1	0	2	1	3	0.0	0.0	0	0	1	1
N.6.20	San José State*	1	1	5	2	7	2.0	0.0	0	0	0	0
N.14.20	Hawai'i*	1	0	0	2	2	0.5	0.5	0	0	0	0
N.21.20	at Nevada*	1	1	6	2	8	0.0	0.0	0	0	0	0
N.28.20	at Colorado	1	1	3	1	4	1.0	0.0	0	0	0	0
D.5.20	Colorado State*	1	1	1	2	3	0.5	0.0	0	0	0	0
D.12.20	at No. 14/16 Brigham Young	1	1	4	0	4	1.0	1.0	0	0	1	0
S.4.21	New Mexico State	1	0	2	1	3	1.5	1.0	1	0	0	0
S.11.21	at Arizona	--- Did Not Play - Injured ---										
S.18.21	Utah	1	0	3	1	4	1.0	1.0	0	0	0	0
S.25.21	Towson	1	0	0	0	0	0.0	0.0	0	0	0	0
O.9.21	New Mexico*	1	0	3	1	4	0.0	0.0	0	0	1	0
O.15.21	at San José State*	1	0	5	3	8	3.0	1.0	0	0	1	0
O.23.21	at Air Force*	1	1	5	2	7	1.0	0.0	0	0	0	0
O.30.21	Fresno State*	1	1	0	4	4	0.0	0.0	0	0	0	0
N.6.21	at Hawai'i*	1	1	1	1	2	0.0	0.0	0	1	0	0
N.13.21	Nevada*	1	1	5	2	7	0.0	0.0	0	0	0	0
N.19.21	at UNLV*	1	1	1	0	1	0.0	0.0	0	0	0	0

Date	Opponent	GP	GS	UA	A	TT	TFL	Sk.	Int.	PBU	FF	FR
N.26.21	Boise State*	1	1	3	3	6	0.0	0.0	0	0	0	0
D.4.21	Utah State!	1	1	3	4	7	0.0	0.0	0	0	0	0
D.21.21	vs. No. 24/25 UTSA%	1	1	2	0	2	0.0	0.0	0	0	0	0
S.3.22	Arizona	1	1	4	5	9	0.0	0.0	0	0	0	0
S.10.22	Idaho State	1	1	5	1	6	2.5	1.0	0	1	0	0
S.17.22	at No. 14/15 Utah	1	1	4	1	5	1.0	1.0	0	1	0	0
S.24.22	Toledo	1	1	4	5	9	0.5	0.0	0	1	0	0
S.30.22	at Boise State*	1	1	4	2	6	0.5	0.0	0	0	0	0
O.8.22	Hawai'i*	--- Did Not Play - Injured ---										
O.22.22	at Nevada*	1	1	6	1	7	2.0	1.0	0	0	1	0
O.29.22	at Fresno State*	1	1	4	6	10	2.5	1.5	0	0	0	0
N.5.22	UNLV*	1	1	5	6	11	1.5	0.0	0	0	0	0
N.12.22	San Jose State*	1	1	0	0	0	0.0	0.0	0	0	0	0

*Bold indicates season high. * - Mountain West game. ~ - 2019 New Mexico Bowl (Dreamstyle Stadium; Albuquerque, N.M.). ! - 2021 Mountain West Championship (Dignity Health Sports Park; Carson, Calif.). % - 2021 Tropical Smoothie Frisco Bowl (Toyota Stadium; Frisco, Texas).*

#77 JOSH SIMMONS

Right Tackle • RS-Freshman • 6-6 • 305 • San Diego, Calif. • Helix HS

- **At San Diego State:** Highly recruited offensive lineman who is in the mix for playing time after redshirting last season ... Has great technique ... A local product who prepped at nearby Helix High School ... Enters the New Mexico game as the starting right tackle.
- **2022 (Freshman):** Has started the team's 10 games at right tackle ... **vs. Arizona (Sept. 3)** ... Started the opener at right tackle against Arizona on Sept. 3 despite having never previously played in a game ... Started again at right tackle vs. Idaho State on Sept. 10, at No. 14/15 Utah on Sept. 17, vs. Toledo on Sept. 26, vs. Toledo on Sept. 30, at Boise State on Sept. 30, against Hawai'i on Oct. 8, at Nevada on Oct. 22, at Fresno State on Oct. 29, vs. UNLV on Nov. 5 and vs. San Jose State on Nov. 12.
- **2021 (Redshirt):** Redshirted his first season with the Aztecs.
- **High School:** A local product out of nearby Helix High School in La Mesa, Calif. ... Previously prepped at Madison High School and was slated to play for the Highlanders in 2020 before COVID postponed the season ... Fellow Helix Highlander Jaiden Brown also signed with the Aztecs in December ... A consensus four-star recruit by Rivals, 247sports and ESPN ... Received a scout grade of 89 by 247sports and 81 by ESPN ... Rated as the 14th-best guard in the 2021 recruiting class by ESPN and 21st by 247sports, and the 19th-best strongside defensive end by Rivals ... Was listed as the 24th-best recruit in the state of California regardless of position by ESPN, 25th by Rivals and 35th by 247sports.
- **Personal:** Joshua Loane Simmons was born Dec. 26, 2002, in San Diego ... Son of Ana Maafala ... Chose San Diego State over numerous offers, including Georgia, Michigan, Oklahoma, Oklahoma State, USC, Washington, Penn State, Oregon, Michigan State, Miami, West Virginia, Nebraska, Kentucky, Utah, Arizona State, Colorado, Washington State, Oregon State, UCLA, Arizona, Duke, Illinois, Boise State, Utah State and UNLV, while receiving interest from LSU and Texas ... Is majoring in business.

Simmons' Career Statistics

Season	GP	GS
2022	10	10
Career	10	10

Simmons' Career Game-by-Game (Games Played Only)

Date	Opponent	GP	GS/POS
S.3.22	Arizona	1	RT
S.10.22	Idaho State	1	RT
S.17.22	at No. 14/15 Utah	1	RT
S.24.22	Toledo	1	RT
S.30.22	at Boise State*	1	RT
O.8.22	Hawai'i*	1	RT
O.22.22	at Nevada*	1	RT
O.29.22	at Fresno State*	1	RT
N.5.22	UNLV*	1	RT
N.12.22	San Jose State*	1	RT

* - Mountain West game.

#66 JONAH TAVAI

(tuh-VIE)

Def. Line • ^Senior • 6-0 • 290 • Manhattan Beach, CA • El Camino College

- **At San Diego State:** Contributed right away in 2019, despite starting fall camp late ... Big body, who is an anchor in the 3-3-5 defense ... An excellent run stopper ... Is back for another season, utilizing the NCAA's COVID exception ... Enters the season as a starting defensive end but will also play defensive tackle ... Ranks third in program history with 22.5 sacks ... Older brother, Justus, is a fellow senior defensive lineman on the team.
- **2022 (^Senior):** Is a team captain as voted on by his teammates ... Has been named to the Polynesian College Football Player of the Year Award ... Also has been named a preseason first-team all-Mountain West selection by the league's media, Phil Steele Magazine and Athlon Sports ... Also is a second-team all-MW pick by Athlon Sports ... Has been named "SDSU's No. 2 player" by Athlon Sports and a "SDSU player to watch" by Lindy's Sports ... Has 41 tackles (23 solo), including 11.5 tackles for loss (for 64 yards), nine sacks (for 62 yards), a forced fumble and 11 quarterback hurries in his 10 starts this season ... Ranks in a tie for 11th in single-season history with nine sacks ... Is ranked second in the Mountain West in sacks (9.0, T-5th in FBS), sacks per game (0.90, T-5th in FBS) and total sack yards (62, 7th in FBS), third in total tackles for loss yards (64, T-19th in FBS), tied for fourth in total tackles for loss (11.5, T-27th in FBS) and tied for fifth in tackles for loss per game (1.15, T-30th in FBS) ... According to Pro Football Focus, he has the highest defensive grade in the league (90.6, min. 200 snaps) and the highest pass rush rating (91.2, min. 100 pass snaps) ... Per PFF, he has the most quarterback pressures in the country (58 (No. 2 is 50)) and the most hurries (38), and tied for the 14th-most QB hits (10) ... **vs. Arizona (Sept. 3)** ... Had four tackles (three solo), including 0.5 tackles for loss, in a start and 63 snaps against Arizona on Sept. 3 ... According to Pro Football Focus, he had nine quarterback pressures in the game (eight hurries and one sack) ... **vs. Idaho State (Sept. 10)** ... Had an assisted tackle and four QB pressures (per PFF) in 58 snaps in a start vs. Idaho State on Sept. 10 ... Also had two quarterback hurries ... **at No. 14/15 Utah (Sept. 17)** ... Came up with six tackles (five solo) and a quarterback hurry in a start across 57 defensive snaps at No. 14/15 Utah on Sept. 17 ... Totaled a team-high six quarterback pressures, according to PFF ... **vs. Toledo (Sept. 24)** ... Registered four tackles (two solo), including a 2-yard sack and two tackles for loss, a forced fumble and a quarterback hurry in 57 snaps in a start vs. Toledo on Sept. 24 ... It was his second career forced fumble and first since Nov. 14, 2020 vs. Hawai'i ... **at Boise State (Sept. 30)** ... Registered five tackles (two solo), a tackle for loss and two quarterback hurries at Boise State on Sept. 30 ... Played 53 snaps on defense with five quarterback pressures according to Pro Football Focus (three hurries, two hits) ... **vs. Hawai'i (Oct. 8)** ... Had two solo tackles and three quarterback hurries in a start and 49 snaps against Hawai'i on Oct. 8 ... **at Nevada (Oct. 22)** ... Had another good game at Nevada on Oct. 22, recording four tackles (three solo), including two sacks (and tackles for loss) for 15 yards ... Played 54 of the 64 snaps ... According to Pro Football Focus, logged six quarterback pressures overall, including two sacks and four hurries ... Was named to the Pro Football Focus National Team of the Week ... Was named one of SDSU's defensive players of the game ... **at Fresno State (Oct. 29)** ... Had another solid game at Fresno State on Oct. 29, recording season highs in tackles (6), sacks (2.5) and tackles for loss (2.5), while adding a quarterback hurry ... Played 67 of the team's 75 defensive snaps ... According to Pro Football Focus, he led the country for the week in quarterback pressures (10) with five hurries, three sacks and two hits ... **vs. UNLV (Nov. 5)** ... Came up with five assisted tackles, including 0.5 sacks (and 0.5 TFL), in 50 of 61 defensive snaps vs. UNLV on Nov. 5 ... **vs. San Jose State (Nov. 12)** ... Had three tackles - all sacks - in a start and 50 defensive snaps vs. San Jose State on Nov. 12 ... Matched a career high with three sacks, while adding a season-high three tackles for loss ... Also recorded SDSU's first safety since 2013 and first on defense since 2010 ... Now has nine sacks this season (T-11th in SDSU single-season history) and 22.5 for his career (3rd in program history) ... Also has 11.5 tackles for loss this year and 33.5 for his career).
- **2021 (Senior):** Was named a first-team All-America selection by The Action Network ... Was named a honorable-mention all-Mountain West selection by the league's coaches and media ... Also was named to the Pro Football Focus Mountain West Team of the Year at defensive interior (first team) ... Racked up some preseason recognition, including being named to the all-Mountain West second team by Phil Steele Magazine at defensive line and Pro Football Focus at interior defensive line, and a fourth-team pick by Athlon Sports (DL) ... Also was named "SDSU's fourth-best defensive player" by College Football News ... Had 47 tackles (23 solo), including 14 tackles for loss, 8.5 sacks and 11 quarterback hurries in 14 starts ... Was ranked sixth in the Mountain West in total sacks (8.5, T-37th in FBS), seventh in sacks per game (0.61, T-54th in FBS) and tackles for loss (14.0, T-52nd in FBS), eighth in sack yards (57, T-37th in

FBS), ninth in tackles for loss yards (65, T-57th in FBS), and tied for 10th in tackles for loss per game (1.00) ... According to Pro Football Focus, ranked second in the Mountain West in quarterback pressures (sacks/hits/hurries) (61, T-7th in FBS) and hurries (40, T-8th in FBS), and tied for fifth in hits (11, T-21st in FBS) ... Started the opener with New Mexico State on Sept. 4, recording an assisted tackle and two quarterback hurries in 61 snaps ... Came up with a solo tackle, which went down as a 1-yard loss, and three quarterback hurries in 40 snaps in a start at Arizona on Sept. 11 ... Recorded four tackles (one solo) with 0.5 tackles for loss in 76 snaps in a start against Utah on Sept. 18 ... Logged three tackles (one solo) against Towson on Sept. 25, including two tackles for loss for 10 yards and a 7-yard sack across 43 snaps ... Came up with three assisted tackles, including 0.5 tackles for loss, in 42 snaps in a start against New Mexico on Oct. 9 ... Had a season-high six tackles (three solo) in 72 snaps in a start at San José State on Oct. 15 ... Had three solo tackles in a grueling 52 defensive snaps (out of 65) at Air Force on Oct. 23 ... Finished with a Pro Football Focus defensive grade of 88.3, the highest of his career at the time and easily the highest on the team for the game (No. 2. was 76.6) ... For his efforts he was named one of the team's defensive players of the game ... Came up with four tackles (two solo), including a 7-yard sack (and TFL) and a quarterback hurry against Fresno State on Oct. 30 across 70 defensive snaps in a start ... Had a good game in a start at Hawai'i on Nov. 6, registering four tackles (two solo), including two tackles for loss and 1.5 sacks ... Played 50 snaps overall ... Had an assisted tackle and a quarterback hurry in 51 starting snaps against Nevada on Nov. 13 ... Came up with an assisted tackle in a start and 45 snaps at UNLV on Nov. 19 ... Was named to the Pro Football Focus National Team of the Week for his play against Boise State on Nov. 26 when he had six tackles (four solo), three sacks, 3.5 tackles for loss and four quarterback hurries ... Had a career-high three sacks (entered game with 3.5 for the season) and 3.5 tackles for loss (entered with 7.0 for the season) ... The six tackles tied a season high and tied for six others for the most on the team ... According to Pro Football Focus, he had a career-high Pro Football Focus grade of 92.0 and a career-best 11 pressures (sacks/hits/hurries), outpressuring Boise State, 11-8, by himself ... Had the highest pass rushing grade (91.8) in the country (min. 50 snaps) for the week according to PFF and the fourth-highest overall grade (92.0, min. 50 snaps) ... The 11 pressures were tied with Auburn's T.D. Moultry for the second most in the country for the week, trailing Michigan's Aidan Hutchinson's 15 ... Was chosen as one of SDSU's defensive players of the game ... Registered four tackles (three solo) against Utah State in the Mountain West Championship game on Dec. 4, including 1.5 tackles for loss and a 9-yard sack ... Played 56 snaps overall ... Came up with six tackles (three solo), including a sack and two tackles for loss in 52 snaps against No. 24/25 UTSA in the Tropical Smoothie Frisco Bowl en route to being named to the Bleacher Report All-Bowl Team ... Finished with five sacks and seven tackles for loss over his final three games.

- **2020 (Junior):** Was named an honorable-mention all-Mountain West selection as voted on by the league's head coaches and media ... Had 25 tackles (15 solo) on the season in eight games and five starts, including six tackles for loss for 45 yards, 3.5 sacks for 38 yards, a forced fumble and five quarterback hurries ... Ranked fifth in MW (T-51st in FBS) in sack yards (38) and sixth (T-67th in FBS) in tackles for loss yards (45) ... Came off the bench against UNLV on Oct. 24 in the opener to record an 8-yard sack (and TFL) ... Had one solo stop in playing time at Utah State on Oct. 31 ... Registered a 4-yard tackle for loss in time off the bench vs. San José State on Nov. 6 ... Had a big game in his second career start vs. Hawai'i on Nov. 14, making five tackles (three solo), and career highs of 2.5 tackles for loss (for 27 yards) and two sacks (for 26 yards), with his first career forced fumble ... For his efforts was named the team's defensive player of the game ... Started again at Nevada on Nov. 21, recording three tackles (one solo), 0.5 tackles for loss and two quarterback hurries ... Started at Colorado on Nov. 28, where he had a career-high six tackles (four solo) with 0.5 tackles for loss and a quarterback hurry ... Had a career-high seven tackles (four solo) with a 9-yard sack (and TFL) in another start against Colorado State on Dec. 5 ... Started again at No. 14/16 Brigham Young, where he had a solo tackle and two quarterback hurries.
- **2019 (Sophomore):** Played all 13 games, starting once ... Had 15 tackles (seven solo), including 2.0 tackles for loss and 1.5 sacks ... Had a solo tackle in the opener against Weber State in six snaps ... Also had a solo stop in 14 snaps at UCLA ... Played six statless snaps at New Mexico State ... Had a pair of solo tackles against Utah State in 18 snaps ... Registered an assisted stop in 11 snaps at Colorado State ... Played three snaps without recording a stat vs. Wyoming ... Had two assisted tackles, including 0.5 tackles for loss, in 10 snaps at San José State ... Had a career-high three tackles at UNLV, along with his first piece of a sack (0.5) and 0.5 tackles for loss in 16 snaps ... Played nine snaps vs. Nevada without recording a stat ... Recorded two assisted tackles in 16 snaps vs. Fresno State ... Started for the first time of his career at Hawai'i, making two solo tackles, including a 4-yard sack (and tackle for loss) in 19 snaps ... The sack came on the first snap in his first career start ... Saw action in 22 statless snaps vs. Brigham Young ... Came off the bench vs. Central Michigan in the New Mexico Bowl,

making one solo tackle.

- **At El Camino College (2018):** Spent one year at El Camino College, where he was a second-team all-league pick and an honorable-mention All-American ... Helped the warriors make the semifinals of the state playoffs.
- **High School:** Was a three-year letter winner at Mira Costa High School, but played four years, starting as a 13-year-old freshman ... Was a three-time first-team all-league pick ... Also was the league's MVP and defensive MVP ... Was a two-time all-area honoree and an all-CIF selection ... Also was a Top 25 high school rugby player for two years ... Also competed on the track and field team as a thrower.
- **Personal:** Jonah David Tavai born Dec. 13, 2000, in Inglewood, Calif. ... Son of William and Nafanva Tavai ... Comes from a talent-rich family as four of his brothers played or currently Division I football, including Jahlan (Hawai'i, now with Detroit Lions), Jordan (Kansas), J.R. (USC, once played for Tennessee Titans) and Justus (Hawai'i and now San Diego State, currently playing) ... Uncle, John Schuster, also was a rugby union player who represented New Zealand as a member of the All Blacks ... Picked the Aztecs over other offers from Iowa State and San José State, among others ... Is majoring in business administration.

Jo. Tavai's Career Statistics

Season	GP	GS	UA	A	TT	TFL	Sk	Int.	PBU	FF	FR
2019	13	1	7	8	15	2.0	1.5	0	0	0	0
2020	8	5	15	10	25	6.0	3.5	0	0	1	0
2021	14	14	23	24	47	14.0	8.5	0	0	0	0
2022	10	10	23	18	41	11.5	9.0	0	0	1	0
Career	45	30	68	60	128	33.5	22.5	0	0	2	0

Career Highs: Tackles: 7 vs. Colorado State (12/5/20); Tackles For Loss: 3.5 vs. Boise State (11/26/21); Sacks: 3.0 vs. San Jose State (11/12/22), vs. Boise State (11/26/21); Forced Fumbles: 1 vs. Toledo (9/24/22), vs. Hawai'i (11/14/20).

2022 Highs: Tackles: 6 at Fresno State (10/29/22), at No. 14/15 Utah (9/17/22); Tackles For Loss: 3.0 vs. San Jose State (11/12/22); Sacks: 3.0 vs. San Jose State (11/12/22); Forced Fumbles: 1 vs. Toledo (9/24/22).

Jo. Tavai's Career Game-by-Game

Date	Opponent	GP	GS	UA	A	TT	TFL	Sk.	Int.	PBU	FF	FR
A.31.19	Weber State	1	0	1	0	1	0.0	0.0	0	0	0	0
S.7.19	at UCLA	1	0	1	0	1	0.0	0.0	0	0	0	0
S.14.19	at New Mexico State	1	0	0	0	0	0.0	0.0	0	0	0	0
S.21.19	Utah State*	1	0	2	0	2	0.0	0.0	0	0	0	0
O.5.19	at Colorado State*	1	0	1	0	1	0.0	0.0	0	0	0	0
O.12.19	Wyoming*	1	0	0	0	0	0.0	0.0	0	0	0	0
O.19.19	at San José State*	1	0	0	2	2	0.5	0.0	0	0	0	0
O.26.19	at UNLV*	1	0	0	3	3	0.5	0.5	0	0	0	0
N.9.19	Nevada*	1	0	0	0	0	0.0	0.0	0	0	0	0
N.15.19	Fresno State*	1	0	0	2	2	0.0	0.0	0	0	0	0
N.23.19	at Hawai'i*	1	1	2	0	2	1.0	1.0	0	0	0	0
N.30.19	Brigham Young	1	0	0	0	0	0.0	0.0	0	0	0	0
D.21.19	vs. Central Michigan~	1	0	1	0	1	0.0	0.0	0	0	0	0
O.24.20	UNLV*	1	0	1	0	1	1.0	1.0	0	0	0	0
O.31.20	at Utah State*	1	0	1	0	1	0.0	0.0	0	0	0	0
N.6.20	San José State*	1	0	1	0	1	1.0	0.0	0	0	0	0
N.14.20	Hawai'i*	1	1	3	2	5	2.5	2.0	0	0	1	0
N.21.20	at Nevada*	1	1	1	2	3	0.5	0.0	0	0	0	0
N.28.20	at Colorado	1	1	4	2	6	0.5	0.0	0	0	0	0
D.5.20	Colorado State*	1	1	3	4	7	0.5	0.5	0	0	0	0
D.12.20	at No. 14/16 Brigham Young	1	1	1	0	1	0.0	0.0	0	0	0	0
S.4.21	New Mexico State	1	1	0	1	1	0.0	0.0	0	0	0	0
S.11.21	at Arizona	1	1	1	0	1	1.0	0.0	0	0	0	0
S.18.21	Utah	1	1	1	3	4	0.5	0.0	0	0	0	0
S.25.21	Towson	1	1	1	2	3	2.0	1.0	0	0	0	0
O.9.21	New Mexico*	1	1	0	3	3	0.5	0.5	0	0	0	0
O.15.21	at San José State*	1	1	3	3	6	0.0	0.0	0	0	0	0
O.23.21	at Air Force*	1	1	3	0	3	0.0	0.0	0	0	0	0
O.30.21	Fresno State*	1	1	2	2	4	1.0	1.0	0	0	0	0
N.6.21	at Hawai'i*	1	1	2	2	4	2.0	1.5	0	0	0	0
N.13.21	Nevada*	1	1	0	1	1	0.0	0.0	0	0	0	0

Date	Opponent	GP	GS	UA	A	TT	TFL	Sk.	Int.	PBU	FF	FR
N.19.21	at UNLV*	1	1	0	1	1	0.0	0.0	0	0	0	0
N.26.21	Boise State*	1	1	4	2	6	3.5	3.0	0	0	0	0
D.4.21	Utah State!	1	1	3	1	4	1.5	1.0	0	0	0	0
D.21.21	vs. No. 24/25 UTSA%	1	1	3	3	6	2.0	1.0	0	0	0	0
S.3.22	Arizona	1	1	3	1	4	0.5	0.0	0	0	0	0
S.10.22	Idaho State	1	1	0	1	1	0.0	0.0	0	0	0	0
S.17.22	at No. 14/15 Utah	1	1	5	1	6	0.0	0.0	0	0	0	0
S.24.22	Toledo	1	1	2	2	4	2.0	1.0	0	0	1	0
S.30.22	at Boise State*	1	1	2	3	5	1.0	0.0	0	0	0	0
O.8.22	Hawai'i*	1	1	2	0	2	0.0	0.0	0	0	0	0
O.22.22	at Nevada*	1	1	3	1	4	2.0	2.0	0	0	0	0
O.29.22	at Fresno State*	1	1	2	4	6	2.5	2.5	0	0	0	0
N.5.22	UNLV*	1	1	0	5	5	0.5	0.5	0	0	0	0
N.12.22	San Jose State*	1	1	3	0	3	3.0	3.0	0	0	0	0

*Bold indicates season high. * - Mountain West game. ~ - 2019 New Mexico Bowl (Dreamstyle Stadium; Albuquerque, N.M.). ! - 2021 Mountain West Championship (Dignity Health Sports Park; Carson, Calif.). % - 2021 Tropical Smoothie Frisco Bowl (Toyota Stadium; Frisco, Texas).*

#91 JUSTUS TAVAI

(tuh-VIE)

Def. Line • ^Senior • 6-3 • 295 • Manhattan Beach, Calif. • Hawai'i

- **At San Diego State:** Joined the Aztecs in January for the 2022 spring season ... Big body with five years of collegiate experience, including four at the FBS level ... Younger brother, Jonah, is a fellow senior defensive lineman with the program ... Is listed as the starting defensive tackle heading into the San Jose State game.
- **2022 (^Senior):** Has been named to the Polynesian College Football Player of the Year Award ... Also is listed as the "top newcomer" by Lindy's Sports and a "key transfer" by Athlon Sports ... Is listed as "SDSU's No. 7 player" by Athlon Sports and a "SDSU player to watch" by Lindy's Sports ... Has 23 tackles (12 solo), including 1.5 sacks (and 1.5 TFL), an interception, a pass breakup and a quarterback hurry in 10 starts ... **vs. Arizona (Sept. 3)** ... Came up with five tackles (two solo), including a 6-yard sack (and TFL), in his first start as an Aztec against Arizona on Sept. 3, in 53 snaps ... **vs. Idaho State (Sept. 10)** ... Had an assisted tackle and a quarterback hurry in another start vs. Idaho State on Sept. 10 across 46 snaps ... **at No. 14/15 Utah (Sept. 17)** ... Came up with five tackles (four solo) in 47 snaps in a start at No. 14/15 Utah on Sept. 17 ... **vs. Toledo (Sept. 24)** ... Made a solo stop in 55 snaps vs. Toledo on Sept. 24. ... **at Boise State (Sept. 30)** ... Did not record a stat in 12 snaps in a start at Boise State, exiting early with an injury ... **vs. Hawai'i (Oct. 8)** ... Logged four tackles (one solo) against his former team, Hawai'i, on Oct. 8 in a start across 36 snaps ... **at Nevada (Oct. 22)** ... Recorded his first career interception and added a pass breakup in a start and 39 snaps at Nevada on Oct. 22 ... **at Fresno State (Oct. 29)** ... Had a pair of tackles (one solo), including 0.5 sacks (and 0.5 TFL), in a start and 51 snaps at Fresno State on Oct. 29 ... **vs. UNLV (Nov. 5)** ... Had a pair of tackles (one solo) in 41 snaps vs. UNLV on Nov. 5 ... **vs. San Jose State (Nov. 12)** ... Registered three tackles (two solo) in 37 defensive snaps against San Jose State on Nov. 12.
- **At Hawai'i (2019-21):** Appeared in 25 games at Hawai'i from 2019-21, logging 18 starts after redshirting the 2018 campaign ... Totaled 72 tackles (40 solo), including 10 tackles for loss and four sacks, along with three pass breakups, three fumble recoveries and a forced fumble ... Had 34 tackles (19 solo) last year, playing all 13 games with 11 starts, while adding five tackles for loss, a sack, three quarterback hurries, two fumble recoveries and a pass breakup ... Had 35 tackles (18 solo) in 2020, starting seven times and playing in all nine games, while adding four tackles for loss, two sacks, two PBUs, one forced fumble and one fumble recovery ... Played in three games off the bench in 2019, making two tackles with a sack ... Redshirted his first year with the Rainbow Warriors in 2018.
- **At El Camino College (2017):** Played one season at El Camino College in Torrance, Calif. ... Played all 11 games, earning second-team all-league honors after recording 41 tackles (26 solo), 2.5 sacks and a forced fumble, leading ECC to a win over Palomar College in the Beach Bowl.
- **High School:** Prepped at Mira Costa High School in Manhattan Beach, Calif., where he earned three letters ... Amassed 83 tackles, 10 tackles for loss and five sacks as a senior in 2016 ... Tallied 72 tackles and two sacks in eight games as a junior ... Also was a standout rugby player, helping MCHS to a pair of league titles and a spot in the 2016 national championship in Charlotte, N.C. ... Was a member of the 2015 USA Rugby team that competed in France and Belgium ... Was a two-star recruit by Rivals.

- **Personal:** Son of William and Nafuana Tavai ... Brother, Jonah, is a two-time all-Mountain West defensive tackle at San Diego State ... Has three other brothers that also played Division I football, including Jahlani (Hawai'i, now with New England Patriots), Jordan (Kansas) and J.R. (USC, once played for Tennessee Titans).

Ju. Tavai's Career Statistics

Season	GP	GS	UA	A	TT	TFL	Sk	Int.	PBU	FF	FR
2019 [^]	3	0	2	0	2	1.0	1.0	0	0	0	0
2020 [^]	9	7	18	17	35	4.0	2.0	0	2	1	1
2021 [^]	13	11	19	15	34	5.0	1.0	0	1	0	2
2022	10	10	12	11	23	1.5	1.5	1	1	0	0
Career	35	28	51	43	94	11.5	5.5	1	4	1	3

[^] at Hawai'i

Career Highs: Tackles: 7 vs. San Diego State (11/6/21); Tackles For Loss: 1.5 vs. Portland State (9/4/21); Sacks: 1.0, five times; Interceptions: 1 at Nevada (10/22/22); Pass Breakups: 1, four times; Forced Fumbles: 1 vs. New Mexico (11/7/20); Fumble Recoveries: 1 vs. Colorado State (11/20/21), at Oregon State (9/11/21), vs. UNLV (12/12/20).

2022 Highs: Tackles: 5 at No. 14/15 Utah (9/17/22); vs. Arizona (9/3/22); Tackles For Loss: 1.0 vs. Arizona (9/3/22); Sacks: 1.0 vs. Arizona (9/3/22); Interceptions: 1 at Nevada (10/22/22); Pass Breakups: 1 at Nevada (10/22/22).

Ju. Tavai's Career Game-by-Game (Games Played Only)

Date	Opponent	GP	GS	UA	A	TT	TFL	Sk.	Int.	PBU	FF	FR
S.21.19	Central Arkansas	1	0	0	0	0	0.0	0.0	0	0	0	0
S.21.19	at Nevada*	1	0	2	0	2	1.0	1.0	0	0	0	0
O.26.19	at New Mexico*	1	0	0	0	0	0.0	0.0	0	0	0	0
O.24.20	at Fresno State*	1	1	1	2	3	1.0	0.0	0	0	0	0
O.30.20	at Wyoming*	1	1	2	4	6	0.0	0.0	0	0	0	0
N.7.20	New Mexico*	1	0	2	0	2	0.0	0.0	0	1	0	0
N.14.20	at San Diego State*	1	1	3	3	6	1.0	0.0	0	0	0	0
N.21.20	Boise State*	1	1	5	1	6	1.0	1.0	0	0	1	0
N.28.20	Nevada*	1	1	1	0	1	0.0	0.0	0	0	0	0
D.5.20	San Jose State*	1	1	1	5	6	0.0	0.0	0	0	0	0
D.12.20	UNLV*	1	0	2	1	3	1.0	1.0	0	1	0	1
D.24.20	vs. Houston~	1	1	1	1	2	0.0	0.0	0	0	0	0
A.28.21	at UCLA	1	1	0	1	1	0.0	0.0	0	0	0	0
S.4.21	Portland State	1	1	3	3	6	1.5	0.0	0	0	0	0
S.11.21	at Oregon State	1	1	1	0	1	0.0	0.0	0	0	0	1
S.18.21	San Jose State*	1	1	0	0	0	0.0	0.0	0	0	0	0
S.25.21	at New Mexico State	1	1	0	0	0	0.0	0.0	0	0	0	0
O.2.21	Fresno State*	1	0	0	0	0	0.0	0.0	0	0	0	0
O.16.21	at Nevada*	1	0	0	0	0	0.0	0.0	0	0	0	0
O.23.21	New Mexico State*	1	1	2	1	3	1.0	0.0	0	1	0	0
O.30.21	at Utah State*	1	1	3	3	6	0.5	0.0	0	0	0	0
N.6.21	San Diego State*	1	1	4	3	7	0.0	0.0	0	0	0	0
N.13.21	at UNLV*	1	1	1	3	4	1.0	0.0	0	0	0	0
N.20.21	Colorado State*	1	1	2	0	2	1.0	1.0	0	0	0	1
N.27.21	at Wyoming*	1	1	3	1	4	0.0	0.0	0	0	0	0
S.3.22	Arizona	1	1	2	3	5	1.0	1.0	0	0	0	0
S.10.22	Idaho State	1	1	0	1	1	0.0	0.0	0	0	0	0
S.17.22	at No. 14/15 Utah	1	1	4	1	5	0.0	0.0	0	0	0	0
S.24.22	Toledo	1	1	1	0	1	0.0	0.0	0	0	1	0
S.30.22	at Boise State*	1	1	0	0	0	0.0	0.0	0	0	0	0
O.8.22	Hawai'i*	1	1	1	3	4	0.0	0.0	0	0	0	0
O.22.22	at Nevada*	1	1	0	0	0	0.0	0.0	1	1	0	0
O.29.22	at Fresno State*	1	1	1	1	2	0.5	0.5	0	0	0	0
N.5.22	UNLV*	1	1	1	1	2	0.0	0.0	0	0	0	0
N.12.22	San Jose State*	1	1	2	1	3	0.0	0.0	0	0	0	0

*Bold indicates season high. * - Mountain West game. ~ - 2020 New Mexico Bowl (Toyota Stadium, Frisco, Texas).*

#10 NOAH TUMBLIN

Cornerback • Junior • 6-2 • 185 • San Diego, Calif. • Mira Mesa HS

- **At San Diego State:** Athletic cornerback, who was a dual-sport start at nearby Mira Mesa High School ... Is a speedy DB with a good first step ... Enters the New Mexico game as the backup field cornerback.
- **2022 (Junior):** Has been named a preseason fourth-team all-Mountain West selection by Phil Steele Magazine ... Has nine tackles (seven solo), an interception and a pass breakup in the team's 10 games this season, starting five ... **vs. Arizona (Sept. 3)** ... Recorded his first career interception in 25 snaps off the bench against Arizona on Sept. 3 ... **vs. Idaho State (Sept. 10)** ... Played 21 snaps vs. Idaho State on Sept. 10 without recording a stat ... **at No. 14/15 Utah (Sept. 17)** ... Also did not record a stat in 34 defensive snaps at No. 14/15 Utah on Sept. 17 ... **vs. Toledo (Sept. 24)** ... Earned his first start of the season against Toledo on Sept. 24 and finished with two solo tackles in 40 snaps ... **at Boise State (Sept. 30)** ... Started again at Boise State on Sept. 30, registering a solo tackle and a pass breakup in 41 snaps ... **vs. Hawai'i (Oct. 8)** ... Had a solo tackle in a start and 28 snaps against Hawai'i on Oct. 8 ... **at Nevada (Oct. 22)** ... Recorded a season-high four tackles (three solo) in 35 snaps in a start at Nevada on Oct. 22 ... **at Fresno State (Oct. 29)** ... Earned the start again at Fresno State on Oct. 29 and came up with an assisted tackle ... **UNLV (Nov. 5)** ... Played statless special teams snaps against UNLV on Nov. 5 ... **vs. San Jose State (Nov. 12)** ... Did not record a stat in 17 snaps in a reserve role vs. San Jose State.
- **2021 (Sophomore):** Had 32 tackles (30 solo) and seven pass breakups in 14 games this season, including eight starts ... Ranked in a tie for ninth in the MW in pass breakups (7) ... Played significant time off the bench (61 of 85 snaps) against New Mexico State on Sept. 4, recording eight solo tackles and four pass breakups after entering the game with two stops in seven career games ... The four pass breakups are tied for the fifth most in a game in FBS in 2021 and tied for the eighth most in a game in school history (an Aztec has only recorded games with at least four PBUs 15 times in program history) ... Led the team in tackles for the first time of his career ... Earned his first career start at Arizona on Sept. 11, making one solo tackle in 39 snaps ... Started again vs. Utah on Sept. 18, recording five tackles (four solo) while playing 88 of the team's 93 defensive snaps ... Came up with four solo tackles in another start against Towson on Sept. 25, playing 55 of the team's 60 snaps ... Logged an assisted tackle in 35 snaps in a start against New Mexico on Oct. 9 ... Came up with a pair of solo tackles in a start and 71 snaps at San Jose State on Oct. 15 ... Registered one tackle in nine tackles off the bench at Air Force on Oct. 23 ... Had two solo tackles and a pass breakup in 44 snaps off the bench against Fresno State on Oct. 30 ... Earned the start at Hawai'i on Nov. 6, making one solo tackle in 39 snaps ... Came up with five tackles (all solo), including two pass breakups, in 57 snaps in a start against Nevada on Nov. 13 ... Did not record a stat in 20 defensive snaps at UNLV on Nov. 19 ... Played 13 statless snaps off the bench against Boise State on Nov. 26. ... Played four snaps without recording a stat vs. Utah State on Dec. 4 in the Mountain West Championship game ... Had two solo tackles in a start in seven snaps against No. 24/25 UTSA in the Tropical Smoothie Frisco Bowl on Dec. 21.
- **2020 (Freshman):** Played in seven games, mainly on special teams ... Recorded two solo tackles ... Was on the travel squad for the opener against UNLV on Oct. 24 but did not play ... Made his collegiate debut the following week at Utah State (Oct. 31) without recording a stat ... Also logged statless time on special teams in each of the next three games ... Recorded his first career tackle Nov. 28 on special teams at Colorado ... Also had a tackle in the next game vs. Colorado State on Dec. 5 ... Logged statless time on special teams in the finale at No. 14/16 Brigham Young on Dec. 12.
- **2019 (Redshirt):** Redshirted his first season on The Mesa.
- **High School:** Played three seasons at nearby Mira Mesa High School ... According to MaxPreps, as a dual-threat quarterback, was 314-for-536 for 4,589 yards and 40 touchdowns against just 11 interceptions, while running for 1,891 yards and 23 touchdowns on 281 carries (6.7 avg.) ... Best season statistically in 2018, where he led the Marauders to a 10-3 overall record, going 111-for-176 (63.1 pct.) for 1,865 yards and 20 touchdowns with just one interception ... Also rushed for 966 yards and 15 touchdowns on 176 carries (5.5 avg.) ... A three-star recruit by 247sports as a dual-threat quarterback with a scout grade of 81, and a two-star dual-threat quarterback by Rivals ... Also was a star point guard on the Mira Mesa basketball team.
- **Personal:** Noah B Tumblin was born April 4, 2001 in San Diego ... Son of Jesse and Nikya Tumblin ... Chose San Diego State over offers from Brigham Young, Cal Poly and San Diego ... Is majoring in communication.

Tumblin's Career Statistics

Season	GP	GS	UA	A	TT	TFL	Sk	Int.	PBU	FF	FR
2020	7	0	2	0	2	0.0	0.0	0	0	0	0
2021	14	8	30	2	32	0.0	0.0	0	7	0	0
2022	10	5	7	2	9	0.0	0.0	1	1	0	0
Career	31	13	39	4	43	0.0	0.0	1	8	0	0

Career Highs: Tackles: 8 vs. New Mexico State (9/4/21); Interceptions: 1 vs. Arizona (9/3/22); Pass Breakups: 4 vs. New Mexico State (9/4/21).

2022 Highs: Tackles: 4 at Nevada (10/22/22); Pass Breakups: 1 at Boise State (9/30/22); Interceptions: 1 vs. Arizona (9/3/22).

Tumblin's Career Game-by-Game

Date	Opponent	GP	GS	UA	A	TT	TFL	Sk.	Int.	PBU	FF	FR
0.24.20	UNLV*	--- Did Not Play ---										
0.31.20	at Utah State*	1	0	0	0	0	0.0	0.0	0	0	0	0
N.6.20	San José State*	1	0	0	0	0	0.0	0.0	0	0	0	0
N.14.20	Hawai'i*	1	0	0	0	0	0.0	0.0	0	0	0	0
N.21.20	at Nevada*	1	0	0	0	0	0.0	0.0	0	0	0	0
N.28.20	at Colorado	1	0	1	0	1	0.0	0.0	0	0	0	0
D.5.20	Colorado State*	1	0	1	0	1	0.0	0.0	0	0	0	0
D.12.20	at No. 14/16 Brigham Young	1	0	0	0	0	0.0	0.0	0	0	0	0
S.4.21	New Mexico State	1	0	8	0	8	0.0	0.0	0	4	0	0
S.11.21	at Arizona	1	1	1	0	1	0.0	0.0	0	0	0	0
S.18.21	Utah	1	1	4	1	5	0.0	0.0	0	0	0	0
S.25.21	Towson	1	1	4	0	4	0.0	0.0	0	0	0	0
0.9.21	New Mexico*	1	1	0	1	1	0.0	0.0	0	0	0	0
0.15.21	at San José State*	1	1	2	0	2	0.0	0.0	0	0	0	0
0.23.21	at Air Force*	1	0	1	0	1	0.0	0.0	0	0	0	0
0.30.21	Fresno State*	1	0	2	0	2	0.0	0.0	0	1	0	0
N.6.21	at Hawai'i*	1	1	1	0	1	0.0	0.0	0	0	0	0
N.13.21	Nevada*	1	1	5	0	5	0.0	0.0	0	2	0	0
N.19.21	at UNLV*	1	0	0	0	0	0.0	0.0	0	0	0	0
N.26.21	Boise State*	1	0	0	0	0	0.0	0.0	0	0	0	0
D.4.21	Utah State!	1	0	0	0	0	0.0	0.0	0	0	0	0
D.21.21	vs. No. 24/25 UTSA%	1	1	2	0	2	0.0	0.0	0	0	0	0
S.3.22	Arizona	1	0	0	0	0	0.0	0.0	1	0	0	0
S.10.22	Idaho State	1	0	0	0	0	0.0	0.0	0	0	0	0
S.17.22	at No. 14/15 Utah	1	0	0	0	0	0.0	0.0	0	0	0	0
S.24.22	Toledo	1	1	2	0	2	0.0	0.0	0	0	0	0
S.30.22	at Boise State*	1	1	1	0	1	0.0	0.0	0	0	0	0
0.8.22	Hawai'i*	1	1	1	0	1	0.0	0.0	0	0	0	0
0.22.22	at Nevada*	1	1	3	1	4	0.0	0.0	0	0	0	0
0.29.22	Fresno State*	1	1	0	1	1	0.0	0.0	0	0	0	0
N.5.22	UNLV*	1	0	0	0	0	0.0	0.0	0	0	0	0
N.12.22	San Jose State*	1	0	0	0	0	0.0	0.0	0	0	0	0

*Bold indicates season high. * - Mountain West game. ! - 2021 Mountain West Championship (Dignity Health Sports Park; Carson, Calif.). % - 2021 Tropical Smoothie Frisco Bowl (Toyota Stadium; Frisco, Texas).*

#72 ALAMA ULUAVE (ALL-ah-mah OOO-loo-ah-vay)
Center • ^Senior • 6-2 • 305 • Laie, Hawaii • Punahou HS

- **At San Diego State:** Big, offensive linemen who gained experience two years (2018-19) working on special teams as a true freshman before starting all 31 games over the last two-plus years at center ... Continues to work on his technique ... Enters the season as the projecting starting center.
- **2022 (^Senior):** Is a team captain as voted on by his teammates ... Has racked up numerous preseason accolades, including being named to the Rimington Trophy Watch List (most outstanding center), the Outland Trophy Watch List (top interior lineman) and the Polynesian College Football Player of the Year Award ... Also is a preseason first-team all-Mountain West selection by the league's media, Phil Steele Magazine, Athlon Sports and Lindy's Sports ... Started the team's 10 games of the season ... Started for the 23rd straight game in the opener against Arizona on Sept. 3 ... Also started vs. Idaho State on Sept. 10, at No. 14/15 Utah on Sept. 17, vs. Toledo on Sept. 24, at Boise State on Sept. 30, against Hawai'i on Oct. 8, at Nevada

on Oct. 22, at Fresno State on Oct. 29, vs. UNLV on Nov. 5 and against San Jose State on Nov. 12.

- **2021 (Senior):** Was named an honorable-mention all-Mountain West selection by the league's coaches and media ... Also was named to the Pro Football Focus Mountain West Team of the Year (honorable mention) ... Was named to the Polynesian College Football Player of the Year Award Watch List, which is presented annually to the most outstanding college football player of Polynesian ancestry that epitomizes great ability and integrity ... Also was named a preseason second-team all-Mountain West selection as an interior offensive lineman by Pro Football Focus ... Started the team's 14 games at center ... According to Pro Football Focus, allowed just six pressures (two hits, two hurries and two sacks) in 409 passing chances ... Played the most offensive snaps on the team (953) ... Started for the ninth straight game at center in the opener with New Mexico State on Sept. 4, playing all 63 snaps ... Started and played all 73 snaps at Arizona on Sept. 11 ... Started and played all 67 snaps vs. Utah on Sept. 18, playing with an offensive line that was named the team's offensive players of the week ... Played 66 out of the team's 76 offensive snaps in a 48-21 Aztec win over Towson on Sept. 25 ... Played 69 of the team's 71 offensive snaps against New Mexico on Oct. 9, not allowing a quarterback pressure in 28 chances ... Started again and played all 69 snaps at San José State on Oct. 15 ... Played all 53 offensive snaps at Air Force on Oct. 23 ... Started and played all 75 offensive snaps against Fresno State on Oct. 30 ... Logged all 62 snaps at Hawai'i on Nov. 6 ... Played all 73 snaps vs. Nevada on Nov. 13 ... Played all 57 snaps at UNLV on Nov. 19 ... Logged action in all 75 snaps vs. Boise State on Nov. 26 ... Was the only Aztec to play all 71 offensive snaps in a start against Utah State on Dec. 4 in the Mountain West Championship ... Started and played all 80 offensive snaps vs. No. 24/25 UTSA in the Tropical Smoothie Frisco Bowl.
- **2020 (Junior):** Started the team's eight games at center ... Part of a team that was named to the Joe Moore Midseason Honor Roll for the best offensive line (one of only two Mountain West teams (also Air Force)) ... Played 553 of the team's 560 offensive snaps at center ... Had only one penalty on the season (0.18 pct.) ... Started the opener at center against UNLV for his first career start ... Started again at Utah State, vs. San José State, vs. Hawai'i, at Nevada, at Colorado, vs. Colorado State and at No. 14/16 Brigham Young.
- **2019 (Sophomore):** Played in 12 of the team's 13 games, mainly on special teams and always on the punt unit ... Only game he did not play was against Brigham Young on Nov. 30 ... Played his first offensive snaps in the New Mexico Bowl vs. Central Michigan, late in an eventual 48-11 victory.
- **2018 (True Freshman):** Played in the team's final seven games of the season, all on special teams ... Was on the travel squad for 11 of the team's 13 games ... Made his collegiate debut against San José State on Oct. 20 ... Then played the next six games, including the DXL Frisco Bowl against Ohio.
- **High School:** Was a three-year letter winner at Punahou High School in Honolulu, Hawaii, the same school as Aztec linebacker brother Seyddrick Lakalaka ... Was first-team ILH and played in the Nike Final 5 ... Was a three-star recruit by both Rivals and 247sports ... Ranked as the seventh-best recruit in Hawaii by 247sports and the 23rd-best center by the outlet ... Also played basketball and baseball, and competed on the track and field team ... Was a state champion in the shot put and the discus throw for the Buffs' track and field team won a state championship.
- **Personal:** Alama Po'okela Uluave was born June 23, 1999, in Honolulu ... Son of Caroline Uluave ... According to Rivals, also received offers from Washington State, Boise State, Fresno State, Army West Point, Texas Tech, Colorado State, Syracuse, Air Force, UNLV, Hawai'i and Yale ... Is majoring in public communications and sociology.

Uluave's Career Statistics

Season	GP	GS
2018	7	0
2019	12	0
2020	8	8
2021	14	14
2022	10	10
Career	51	32

Uluave's Career Game-by-Game

Date	Opponent	GP	GS/POS
A.31.18	at No. 13/13 Stanford	--- Did Not Play ---	
S.8.18	Sacramento State	--- Did Not Play ---	
S.15.18	No. 23/25 Arizona State	--- Did Not Play ---	
S.22.18	Eastern Michigan	--- Did Not Play ---	

Date	Opponent	GP	GS/POS
0.6.18	at rv/No. 24 Boise State*	---	Did Not Play ---
0.12.18	Air Force*	---	Did Not Play ---
0.20.18	San José State*	1	
0.27.18	at Nevada*	1	
N.3.18	at New Mexico*	1	
N.10.18	UNLV*	1	
N.17.18	at Fresno State*	1	
N.24.18	Hawai'i*	1	
D.19.18	vs. Ohio#	1	
A.31.19	Weber State	1	
S.7.19	at UCLA	1	
S.14.19	at New Mexico State	1	
S.21.19	Utah State*	1	
0.5.19	at Colorado State*	1	
0.12.19	Wyoming*	1	
0.19.19	at San José State*	1	
0.26.19	at UNLV*	1	
N.9.19	Nevada*	1	
N.15.19	Fresno State*	1	
N.23.19	at Hawai'i*	1	
N.30.19	Brigham Young	---	Did Not Play ---
D.21.19	vs. Central Michigan~	1	
0.24.20	UNLV*	1	C
0.31.20	at Utah State*	1	C
N.6.20	San José State*	1	C
N.14.20	Hawai'i*	1	C
N.21.20	at Nevada*	1	C
N.28.20	at Colorado*	1	C
D.5.20	Colorado State*	1	C
D.12.20	at No. 14/16 Brigham Young	1	C
S.4.21	New Mexico State	1	C
S.11.21	at Arizona	1	C
S.18.21	Utah	1	C
S.25.21	Towson	1	C
0.9.21	New Mexico*	1	C
0.15.21	at San José State*	1	C
0.23.21	at Air Force*	1	C
0.30.21	Fresno State*	1	C
N.6.21	at Hawai'i*	1	C
N.13.21	Nevada*	1	C
N.19.21	at UNLV*	1	C
N.26.21	Boise State*	1	C
D.4.21	Utah State!	1	C
D.21.21	vs. No. 24/25 UTSA%	1	C
S.3.22	Arizona	1	C
S.10.22	Idaho State	1	C
S.17.22	at No. 14/15 Utah	1	C
S.24.22	Toledo	1	C
S.30.22	at Boise State*	1	C
0.8.22	Hawai'i*	1	C
0.22.22	at Nevada*	1	C
0.29.22	at Fresno State*	1	C
N.5.22	UNLV*	1	C
N.12.22	San Jose State*	1	C

* - Mountain West game. # - 2018 DXL Frisco Bowl (Toyota Stadium; Frisco, Texas). ~ - 2019 New Mexico Bowl (Dreamstyle Stadium; Albuquerque, N.M.). ! - 2021 Mountain West Championship (Dignity Health Sports Park; Carson, Calif.). % - 2021 Tropical Smoothie Frisco Bowl (Toyota Stadium; Frisco, Texas).

#63 ROSS ULUGALU-MASEULI (oo-loo-gaw-loo mah-SOO-lee) Right Guard • RS-Fr. • 6-4 • 320 • San Diego, Calif. • Mater Dei HS

- **At San Diego State:** Talented young offensive lineman who started the 2022 season at right guard despite playing just two games last year.
- **2022 (Freshman):** Started and played in the team's first three games of the season at right guard before missing the next three with an injury, returning to play Oct. 22 at Nevada ... Then started at Fresno State on Oct. 29 and vs. UNLV on Nov. 5, giving him five starts for the season ... Earned the start at right guard against Arizona on Sept. 3 in just the third game of his career ... Also started against Idaho State (Sept. 10) and at No. 14/15 Utah (Sept. 17) ... Did not dress against Toledo on Sept. 24, at Boise State on Sept. 30 or vs. Hawai'i on Oct. 8 because of an injury ... Returned to play 51 offensive snaps off the bench at Nevada on Oct. 22 ... Started and played all 63 snaps at Fresno State on Oct. 29 ... Started again vs. UNLV on Nov. 5 ... Did not play vs. San Jose State on Nov. 12.
- **2021 (Redshirt):** Played in a pair of games to end the season, logging time against Utah State on Dec. 4 in the Mountain West Championship game and seeing snaps vs. No. 24/25 UTSA in the Tropical Smoothie Frisco Bowl.
- **High School:** Played his senior season in the spring at powerhouse Mater Dei High School in Santa Ana, Calif., helping the Monarchs to a perfect 5-0 record ... Also prepped at JSerra Catholic High School in San Juan Capistrano, Calif., in 2019 and Cathedral Catholic High School in San Diego, Calif., in 2018 ... Helped Cathedral Catholic HS to a 12-2 record and league title (4-0) as a sophomore ... Was a three-star recruit by Rivals, 247sports and ESPN ... Received a scout grade of 84 by 247spots and 76 from ESPN ... Ranked 77th talent-rich California according to ESPN and 84th by 247sports.
- **Personal:** Ross Ulugalu-Maseuli was born Nov. 2, 2002, in La Mesa, Calif. ... Son of Faustina Maseuli ... Picked San Diego State over numerous offers, including Alabama, Michigan, USC, Oregon, Miami, Washington State, Arizona, Kansas, Fresno State and Hawai'i ... Is undecided on a major.

Ulugalu-Maseuli's Career Statistics

Season	GP	GS
2021	2	0
2022	6	5
Career	8	5

Ulugalu-Maseuli's Career Game-by-Game (Games Played Only)

Date	Opponent	GP	GS/POS
D.4.21	Utah State!	1	
D.21.21	vs. No. 24/25 UTSA%	1	
S.3.22	Arizona	1	RG
S.10.22	Idaho State	1	RG
S.17.22	at No. 14/15 Utah	1	RG
S.24.22	Toledo	---	DNP - Inj. ---
S.30.22	at Boise State*	---	DNP - Inj. ---
0.8.22	Hawai'i*	---	DNP - Inj. ---
0.22.22	at Nevada*	1	
0.29.22	at Fresno State*	1	RG
N.5.22	UNLV*	1	RG
N.12.22	San Jose State*	---	DNP - Inj. ---

* - Mountain West game. ! - 2021 Mountain West Championship (Dignity Health Sports Park; Carson, Calif.). % - 2021 Tropical Smoothie Frisco Bowl (Toyota Stadium; Frisco, Texas).

2022 STATISTICS

Overall: 6-4

MW: 4-2

Home: 5-1

Road: 1-3

Neutral: 0-0

	SDSU	OPP
Scoring	219	219
Points per game	21.9	21.9
Points Off Turnovers	37	42
First Downs	165	187
Rushing	75	71
Passing	79	104
Penalty	11	12
Rushing Yardage	1633	1178
Yards gained rushing	1877	1445
Yards lost rushing	244	267
Rushing attempts	386	314
Average per rush	4.2	3.8
Average per game	163.3	117.8
TDs Rushing	9	11
Passing Yardage	1581	2353
Comp-Att-Int	135-243-8	213-347-11
Average per pass	6.5	6.8
Average per catch	11.7	11.0
Average per game	158.1	235.3
TDs Passing	11	19
Total offense	3214	3531
Total plays	629	661
Average per play	5.1	5.3
Average per game	321.4	353.1
Kick returns: #-Yards	26-528	21-409
Punt returns: #-Yards	19-164	23-130
Int returns: #-Yards	11-34	8-64
Kick return average	20.3	19.5
Punt return average	8.6	5.7
Int return average	3.1	8.0
Fumbles-Lost	21-8	12-7
Penalties-Yards	76-593	53-436
Average per game	59.3	43.6
Punts-Yards	56-2529	62-2332
Average per punt	45.2	37.6
Net punt average	41.8	34.1
Kickoffs-Yards	49-3117	43-2403
Average per kick	63.6	55.9
Net kick average	41.1	35.5
Time of possession / game	31:29	28:31
3rd-down conversion	41/136	58/139
3rd-down pct	30%	42%
4rd-down conversion	11/14	2/8
4rd-down pct	79%	25%
Sacks by-Yards	26-181	22-131
Misc Yards	0	0
Touchdowns scored	25	30
Field goals - attempts	14-17	3-5
On-Side kicks	0-0	0-0
Red-zone scores	(23-27) 85%	(21-32) 66%
Red-zone touchdowns	(11-27) 41%	(18-32) 56%
PAT-attempts	(25-25) 100%	(28-28) 100%
2-point conversion-attempts	(0-0) 0%	(1-2) 50%
Attendance	179352	139982
Games / Avg per game	6/29892	4/34996
Neutral site games	-	0/0

Score by Periods

Team	1st	2nd	3rd	4th	OT	TOT
San Diego St.	44	75	61	39	0	219
Opponents	34	49	69	67	0	219

2022 SAN DIEGO STATE STATISTICS

Rushing

Player	gp	att	gain	loss	net	avg	td	lg	avg/g
Jordan Byrd	10	76	389	25	364	4.8	3	53	36.4
Jaylon Armstead	8	47	318	10	308	6.6	1	61	38.5
Chance Bell	8	46	206	2	204	4.4	0	24	25.5
Braxton Burmeister	7	39	224	41	183	4.7	1	47	26.1
Kenan Christon	10	58	213	40	173	3.0	0	34	17.3
Jalen Mayden	10	46	241	70	171	3.7	3	32	17.1
Cam Davis	10	42	145	4	141	3.4	1	17	14.1
Jack Browning	10	3	59	7	52	17.3	0	33	5.2
Martin Blake	9	8	30	1	29	3.6	0	9	3.2
Will Haskell	3	3	19	0	19	6.3	0	15	6.3
Mekhi Shaw	10	1	7	0	7	7.0	0	7	0.7
Kyle Crum	3	11	26	37	-11	-1.0	0	9	-3.7
Team	10	6	0	7	-7	-1.2	0	0	-0.7
Total	10	386	1877	244	1633	4.2	9	61	163.3
Opponents	10	314	1445	267	1178	3.8	11	39	117.8

Passing

Player	gp	effc	comp-att-int	pct	yds	td	lg	avg/g
Jalen Mayden	10	155.5	91-138-4	65.9	1253	8	66	125.3
Braxton Burmeister	7	81.5	36-72-3	50.0	263	2	26	37.6
Kyle Crum	3	63.2	5-17-1	29.4	53	1	18	17.7
Will Haskell	3	57.3	3-7-0	42.9	12	0	12	4.0
Lui Aumavae	1	0.0	0-7-0	0.0	0	0	0	0.0
Jordan Byrd	10	0.0	0-1-0	0.0	0	0	0	0.0
Team	10	0.0	0-1-0	0.0	0	0	0	0.0
Total	10	118.6	135-243-8	55.6	1581	11	66	158.1
Opponents	10	130.1	213-347-11	61.4	2353	19	75	235.3

Receiving

Player	gp	no.	yds	avg	td	lg	avg/g
Jesse Matthews	10	32	367	11.5	3	28	36.7
Tyrell Shavers	10	30	477	15.9	3	66	47.7
Mekhi Shaw	10	22	223	10.1	1	23	22.3
Mark Redman	10	13	124	9.5	1	24	12.4
Brionne Penny	9	9	103	11.4	0	22	11.4
Kenan Christon	10	7	96	13.7	1	49	9.6
Jordan Byrd	10	6	51	8.5	1	16	5.1
Chance Bell	8	4	28	7.0	0	13	3.5
Cam Davis	10	4	10	2.5	0	6	1.0
Joshua Nicholson	3	2	23	11.5	1	18	7.7
Braxton Burmeister	7	1	19	19.0	0	19	2.7
Darius De Los Reyes	8	1	8	8.0	0	8	1.0
Jay Rudolph	6	1	9	9.0	0	9	1.5
Aaron Greene	10	1	5	5.0	0	5	0.5
Phillippe Wesley	2	1	9	9.0	0	9	4.5
Martin Blake	9	1	29	29.0	0	29	3.2
Total	10	135	1581	11.7	11	66	158.1
Opponents	10	213	2353	11.0	19	75	235.3

Scoring

Player	PAT		kick		rush		rcv		pass		dpx		saf		pts
	td	fg													
Jack Browning	-	14-17	24-24	-	-	-	-	-	-	-	-	-	-	-	66
Jordan Byrd	6	-	-	-	-	-	-	-	-	-	-	-	-	-	36
Tyrell Shavers	4	-	-	-	-	-	-	-	-	-	-	-	-	-	24
Jalen Mayden	3	-	-	-	-	-	-	-	-	-	-	-	-	-	18
Jesse Matthews	3	-	-	-	-	-	-	-	-	-	-	-	-	-	18
Jaylon Armstead	2	-	-	-	-	-	-	-	-	-	-	-	-	-	12
Kenan Christon	1	-	-	-	-	-	-	-	-	-	-	-	-	-	6
Braxton Burmeister	1	-	-	-	-	-	-	-	-	-	-	-	-	-	6
Patrick McMorris	1	-	-	-	-	-	-	-	-	-	-	-	-	-	6
Mark Redman	1	-	-	-	-	-	-	-	-	-	-	-	-	-	6
Mekhi Shaw	1	-	-	-	-	-	-	-	-	-	-	-	-	-	6
Cam Davis	1	-	-	-	-	-	-	-	-	-	-	-	-	-	6
Joshua Nicholson	1	-	-	-	-	-	-	-	-	-	-	-	-	-	6
Jonah Tavai	-	-	-	-	-	-	-	-	-	-	-	-	1	2	
Jarrett Reeser	-	-	1-1	-	-	-	-	-	-	-	-	-	-	-	1
Total	25	14-17	25-25	0	0	0	0	0	0	0	0	0	1	219	
Opponents	30	3-5	28-28	0	1	1	0	0	0	0	0	0	0	219	

Field Goals

Player	fg	pct.	01-19	20-29	30-39	40-49	50-99	lg	blk
Jack Browning	14-17	82.4	0-0	8-8	3-4	2-3	1-2	50	0
Opponents	3-5	60.0	0-0	2-3	1-2	0-0	0-0	35	1

FG Sequence

Team Name	San Diego St.	Opponents
Arizona	(44),(23)	(25)
Idaho St.	(20)	
Toledo	(50)	36
Boise St.	(21),(25)	
Utah	(45),(20),(21),(26)	

Punt Returns

Player	no.	yds	avg	td	lg
Jordan Byrd	13	120	9.2	1	66
Tyrell Shavers	0	36	0.0	1	36
Jesse Matthews	3	11	3.7	0	24
Jaylon Armstead	0	0	0.0	1	0
Chris Johnson	1	0	0.0	0	0
Mekhi Shaw	2	-3	-1.5	0	1
Total	19	164	8.6	3	66
Opponents	23	130	5.7	0	17

Interceptions

Player	no.	yds	avg	td	lg
Dallas Branch	2	0	0.0	0	0
Dezjhon Malone	2	31	15.5	0	31
Justus Tavai	1	0	0.0	0	0
Noah Tumblin	1	0	0.0	0	0
Davaughn Celestine	1	0	0.0	0	0
Patrick McMorris	1	0	0.0	0	0
Caden McDonald	1	3	3.0	0	3
Cedarious Barfield	1	0	0.0	0	0
Noah Avinger	1	0	0.0	0	0
Total	11	34	3.1	0	31
Opponents	8	64	8.0	0	28

Kick Returns

Player	no.	yds	avg	td	lg
Jordan Byrd	15	399	26.6	1	95
Kenan Christon	3	36	12.0	0	21
Brionne Penny	2	47	23.5	0	31
Aaron Greene	2	18	9.0	0	11
Mark Redman	1	0	0.0	0	0
Mekhi Shaw	1	0	0.0	0	0
Cam Davis	1	27	27.0	0	27
Max Garrison	1	1	1.0	0	1
Total	26	528	20.3	1	95
Opponents	21	409	19.5	0	30

Fumble Returns

Player	no.	yds	avg	td	lg
Cooper McDonald	2	2	1.0	0	2
Patrick McMorris	1	0	0.0	1	0
Garret Fountain	1	0	0.0	0	0
Cedarious Barfield	1	0	0.0	0	0
Dallas Branch	1	0	0.0	0	0
Mekhi Shaw	1	0	0.0	0	0
Total	7	2	0.3	1	2
Opponents	8	11	1.4	0	8

Total Offense

Player	g	plays	rush	pass	total	avg/g
Jalen Mayden	10	184	171	1253	1424	142.4
Braxton Burmeister	7	111	183	263	446	63.7
Jordan Byrd	10	77	364	0	364	36.4
Jaylon Armstead	8	47	308	0	308	38.5
Chance Bell	8	46	204	0	204	25.5
Kenan Christon	10	58	173	0	173	17.3
Cam Davis	10	42	141	0	141	14.1
Jack Browning	10	3	52	0	52	5.2
Kyle Crum	3	28	-11	53	42	14.0
Will Haskell	3	10	19	12	31	10.3
Martin Blake	9	8	29	0	29	3.2
Mekhi Shaw	10	1	7	0	7	0.7
Team	10	0	-7	0	-7	-0.7
Total	10	629	1633	1581	3214	321.4
Opponents	10	661	1178	2353	3531	353.1

Punting

Player	no.	yds	avg	lg	tb	fc	i20	50+	blk
Jack Browning	55	2517	45.8	61	3	15	26	17	0
Team	1	12	12.0	0	0	0	0	0	1
Total	56	2529	45.2	61	3	15	26	17	1
Opponents	62	2332	37.6	59	5	21	12	4	2

Kickoffs

Player	no.	yds	avg	tb	ob	retn	net	ydIn
Jack Browning	44	2815	64.0	25	0			
Jarrett Reeser	5	302	60.4	1	1			
Total	49	3117	63.6	26	1	21	41.1	23
Opponents	43	2403	55.9	1				

2022 SAN DIEGO STATE STATISTICS

##	Player	gp	Tackles			Sacks	Pass defense			Fumbles		blkd		
			ua	a	tot		no-yds	int-yds	brup	qbh	fr-yds	ff	kick	saf
46	Michael Shawcroft	9	36	27	63	10-49	4.5-34	.	3	6	.	1	.	
33	Patrick McMorris	9	25	21	46	1.5-5	.	1-0	5	1	1-0	.	.	
66	Jonah Tavai	10	23	18	41	11.5-64	9-62	.	.	11	.	1	1	
55	Cooper McDonald	10	25	14	39	4-17	1-7	.	2	6	2-2	.	.	
54	Caden McDonald	10	16	23	39	7-24	2-16	1-3	2	9	.	.	.	
32	Dezhon Malone	10	29	7	36	1-1	.	2-31	5	
6	CJ Baskerville	7	20	16	36	1.5-4	.	.	3	
31	Davaughn Celestine	10	31	4	35	.	.	1-0	3	.	1	.	.	
39	Garret Fountain	10	19	15	34	5.5-30	3-21	.	1	3	1-0	.	.	
43	Seydrick Lakalaka	10	14	17	31	3-9	1-7	.	2	4	.	.	.	
3	Cedarius Barfield	9	18	13	31	2-6	.	1-0	1	.	1-0	2	1	
17	Noah Avinger	10	19	8	27	1.5-5	.	1-0	3	1	.	1	.	
12	Dallas Branch	10	17	7	24	4.5-16	1-8	2-0	2	.	1-0	.	.	
2	Keshawn Banks	10	8	16	24	5-21	1.5-8	.	.	1	4	.	.	
91	Justus Tavai	10	12	11	23	1.5-9	1.5-9	1-0	1	1	.	.	.	
51	Zyrus Fiaseu	10	6	10	16	1-4	0.5-3	.	.	2	.	.	.	
10	Noah Tumblin	9	7	2	9	.	.	1-0	1	
90	Daniel Okpoko	9	4	5	9	1.5-6	1-6	.	.	1	.	.	.	
18	Jalen Mayden	10	4	5	9	
21	Chris Johnson	9	5	1	6	
50	Ryan Wintermeyer	10	3	3	6	
27	Isaiah McElvane	8	4	1	5	
44	Vai Kaho	8	3	2	5	1	.	.	.	
45	Wyatt Draeger	9	1	3	4	
40	Kristien Reyes	10	3	1	4	
19	Kyron White	7	2	2	4	.	.	.	1	
34	Eric Butler	9	1	3	4	
83	Mekhi Shaw	10	3	1	4	1-0	.	.	
45	Jesse Matthews	10	2	1	3	
93	Dylan Taylor	6	2	1	3	1-3	.	.	.	1	.	.	.	
15	Jordan Byrd	10	.	3	3	
56	DJ Herman	10	2	1	3	
14	Tyrell Shavers	10	1	.	1	1	
84	Darius De Los Reyes	8	.	1	1	
23	Kenan Christon	10	1	.	1	
13	Jack Browning	10	.	1	1	
57	Darrell Masaniai	3	1	.	1	
81	Mark Redman	10	.	1	1	
42	Brady Anderson	1	1	.	1	
22	Max Garrison	10	.	1	1	
30	Dominic Oliver	8	1	.	1	
60	Cade Bennett	10	1	.	1	
24	Josh Hunter	3	1	.	1	
38	Jaylon Armstead	8	1	.	1	
Totals		10	372	266	638	63-273	26-181	11-34	36	51	7-2	6	2	1
Opponents		10	353	292	645	66-237	22-131	8-64	27	38	8-11	12	1	0

GAME SUMMARIES

Game	Score by Quarters						First Downs				Rushing			Passing			Total Off.		Return	Punting	Fumbles	Pen.	Third	Avg.	
	Score	1	2	3	4	OT	Tot	Ru	Pa	Pn	Att	Yds	TD	C-A-I	Yds	TD	Att	Yds	Yds	No-Avg.	No-Lost	No-Yds.	Downs	F. Pos.	ToP
Arizona	38	10	14	7	7	-	25	9	15	1	39	162	1	22-35-1	299	4	74	461	41	3-93	1-1	4-35	6-13	UA 28	32:37
at SDSU	20	0	10	10	0	-	14	8	5	1	42	170	0	7-16-1	62	1	58	232	87	5-179	1-1	6-37	2-11	SD 34	27:23
Idaho State	7	7	0	0	0	-	14	4	9	1	33	80	0	24-40-0	258	1	73	338	20	11-27.9	1-0	7-50	6-19	IS 17	30:40
at SDSU	38	14	7	3	14	-	19	12	6	1	43	380	3	15-26-0	108	1	69	488	130	6-47.5	5-2	8-65	5-14	SD35	29:20
at Utah	35	0	21	14	0	-	22	11	10	1	38	174	1	18-30-0	224	4	68	398	82	5-38.2	0-0	3-30	8-15	UU35	31:16
SDSU	7	0	0	0	7	-	9	5	2	2	34	113	0	7-21-1	60	1	53	173	46	8-45.6	0-0	5-34	3-15	SD31	28:44
Toledo	14	0	0	0	14	-	24	7	14	3	34	137	1	22-40-3	254	1	74	376	59	6-40.8	1-1	6-53	6-13	TOL21	31:47
at SDSU	17	0	7	3	7	-	14	9	4	1	33	236	2	13-24-1	65	0	57	282	92	9-40.4	0-0	11-103	1-12	SD36	28:13
at Boise State	35	0	0	21	14	-	20	16	4	0	44	316	5	14-22-1	134	0	66	450	37	8-36.6	1-0	9-66	6-14	BSU31	31:53
SDSU	13	6	7	0	0	-	6	5	1	0	35	81	0	2-16-1	33	0	51	114	102	10-49.5	3-0	10-55	1-14	SD28	28:07
Hawai'i	14	0	0	7	7	-	17	8	9	0	24	146	1	20-34-0	326	1	58	342	93	7-45.1	2-1	2-11	3-10	UH22	23:50
at SDSU	16	0	3	7	6	-	22	6	15	1	35	95	0	24-36-0	322	1	71	417	10	5-44.8	0-0	4-33	7-16	SD22	36:10
at Nevada	7	0	7	0	0	-	14	2	9	3	21	35	0	23-41-1	192	1	62	227	55	7-30.3	1-1	7-53	3-14	NV22	25:43
SDSU	23	10	3	10	0	-	16	10	5	1	31	161	1	12-25-0	156	0	64	317	56	5-47.4	1-1	11-91	6-16	SD34	34:17
at Fresno State	32	3	7	7	15	-	23	2	21	0	26	-3	1	34-45-2	394	3	71	391	30	3-36.7	0-0	5-49	9-15	FS 45	30:15
SDSU	28	7	14	7	0	-	22	6	14	2	38	158	2	19-25-2	291	2	63	449	72	1-55	2-2	8-65	6-11	SD22	29:01
UNLV	10	0	0	7	3	-	14	8	6	0	34	118	0	17-27-2	207	1	61	325	61	7-41.4	3-2	4-36	5-14	UNLV 28	25:56
SDSU	14	0	7	7	0	-	20	8	10	2	41	99	0	19-31-1	216	2	72	315	18	6-50.2	2-0	2-15	4-14	SD30	34:04
SJSU	27	14	0	6	7	-	14	4	7	3	21	28	1	19-33-1	195	3	54	223	84	5-36.8	0-0	6-61	1-5	SJ 36	20:30
at SDSU	43	7	17	14	5	-	23	11	12	0	45	157	1	17-23-1	268	3	68	425	125	2-38.0	1-0	7-70	7-76	SD 36	39:30

2022 RED ZONE STATISTICS

San Diego St. Inside Opponent Red-Zone

Date	Opponent	Score	Times		Total		Rush TDs	Pass TDs	FGs Made	Failed to score inside RZ					
			In RZ	Scored	Pts	TDs				FGA	Down	Int	Fumb	Half	Game
09/03/2022	Arizona	L 20-38	4	3	13	1	0	1	2	2	0	0	1	0	0
09/10/2022	Idaho St.	W 38-7	4	3	17	2	1	1	1	1	0	0	1	0	0
09/17/2022	at Utah	L 7-35	1	1	7	1	0	1	0	0	0	0	0	0	0
09/24/2022	Toledo	W 17-14	1	1	7	1	1	0	0	0	0	0	0	0	0
09/30/2022	at Boise St.	L 13-35	2	2	6	0	0	0	2	2	0	0	0	0	0
10/08/2022	Hawaii	W 16-14	4	3	13	1	0	1	2	3	0	0	0	0	0
10/22/2022	at Nevada	W 23-7	3	3	9	0	0	0	3	3	0	0	0	0	0
10/29/2022	at Fresno St.	L 28-32	2	2	14	2	1	1	0	0	0	0	0	0	0
11/05/2022	UNLV	W 14-10	1	0	0	0	0	0	0	0	0	0	0	0	1
11/12/2022	San Jose St.	W 43-27	5	5	27	3	1	2	2	2	0	0	0	0	0
Totals 23 of 27 (85.2%)			27	23	113	11	4	7	12	13	0	0	2	0	1

Opponents Inside San Diego St. Red-Zone

Date	Opponent	Score	Times		Total		Rush TDs	Pass TDs	FGs Made	Failed to score inside RZ					
			In RZ	Scored	Pts	TDs				FGA	Down	Int	Fumb	Half	Game
09/03/2022	Arizona	L 20-38	5	5	31	4	1	3	1	1	0	0	0	0	0
09/10/2022	Idaho St.	W 38-7	2	0	0	0	0	0	0	0	2	0	0	0	0
09/17/2022	Utah	L 7-35	4	4	28	4	1	3	0	0	0	0	0	0	0
09/24/2022	Toledo	W 17-14	4	2	14	2	1	1	0	1	0	0	1	0	0
09/30/2022	Boise St.	L 13-35	2	2	14	2	2	0	0	0	0	0	0	0	0
10/08/2022	Hawaii	W 16-14	0	0	0	0	0	0	0	0	0	0	0	0	0
10/22/2022	Nevada	W 23-7	2	1	7	1	0	1	0	0	1	0	0	0	0
10/29/2022	Fresno St.	L 28-32	8	4	25	3	1	2	1	2	1	2	0	0	0
11/05/2022	UNLV	W 14-10	3	1	3	0	0	0	1	1	0	2	0	0	0
11/12/2022	San Jose St.	W 43-27	2	2	14	2	1	1	0	0	0	0	0	0	0
Totals 21 of 32 (65.6%)			32	21	136	18	7	11	3	5	4	4	1	0	0

2022 SAN DIEGO STATE GAME-BY-GAME STATISTICS

Date	Opponent	Rushing				Receiving				Passing				Kick Returns				Punt Returns				tot off
		no.	yds	td	lg	no.	yds	td	lg	cmp	att	int	yds	td	lg	no.	yds	td	lg	no.	yds	
09/03/2022	Arizona	42	170	0	19	7	62	1	15	7-16-1	62	1	15	3	64	0	29	1	22	1	22	232
09/10/2022	Idaho St.	43	380	3	61	15	108	1	16	15-26-0	108	1	16	2	57	0	36	7	73	1	66	488
09/17/2022	at Utah	34	113	0	18	7	60	1	18	7-21-1	60	1	18	3	46	0	23	1	7	0	7	173
09/24/2022	Toledo	33	216	2	43	13	65	0	16	13-24-1	65	0	16	3	76	0	31	2	13	0	10	281
09/30/2022	at Boise St.	36	84	0	16	2	33	0	26	2-16-1	33	0	26	2	22	0	20	1	35	1	36	117
10/08/2022	Hawaii	35	95	0	16	24	322	1	42	24-36-0	322	1	42	0	0	0	0	1	10	0	10	417
10/22/2022	at Nevada	39	161	1	32	12	156	0	22	12-25-0	156	0	22	2	56	0	33	0	0	0	0	317
10/29/2022	at Fresno St.	38	158	2	33	19	291	2	49	19-25-2	291	2	49	5	70	0	27	3	-2	0	0	449
11/05/2022	UNLV	41	99	0	17	19	216	2	28	19-31-1	216	2	28	2	12	0	11	3	6	0	9	315
11/12/2022	San Jose St.	45	157	1	21	17	268	3	66	17-23-1	268	3	66	4	125	1	95	0	0	0	0	425
San Diego St.		386	1633	9	61	135	1581	11	66	135-243-8	1581	11	66	26	528	1	95	19	164	3	66	3214
Opponents		314	1178	11	39	213	2353	19	75	213-347-11	2353	19	75	21	409	0	30	23	130	0	17	3531

San Diego St. Averages

Games	Avg/ rush	Avg/ catch	Pass effc	KR avg	PR avg	All purpose avg/game	Total offense avg/game
10	4.2	11.7	118.6	20.3	8.6	394.0	321.4

Date	Opponent	Tackles			Sacks	Fumble		Pass Defense			blkd	PAT attempts			off			
		ua	a	total		tfl-yds	no-yds	ff	fr-yds	int-yds		qbh	brup	kick	kick	rush	rcv	saf
09/03/2022	Arizona	40	38	78	4.0-14	1-6	1	1-0	1-0	4	1	0	2-2	0	0	0	7	20
09/10/2022	Idaho St.	42	28	70	9.0-23	2-8	0	0-0	0-0	9	6	0	5-5	0	0	0	0	38
09/17/2022	at Utah	48	16	64	3.0-26	2-23	0	1-0	0-0	5	5	0	1-1	0	0	0	7	7
09/24/2022	Toledo	42	30	72	6.0-16	2-9	1	1-2	3-3	9	5	0	2-2	0	0	0	0	17
09/30/2022	at Boise St.	40	24	64	4.0-18	1-7	1	0-0	1-31	3	4	1	1-1	0	0	0	3	13
10/08/2022	Hawaii	30	28	58	3.0-11	0-0	0	1-0	0-0	9	3	0	1-1	0	0	0	0	16
10/22/2022	at Nevada	33	24	57	10.0-41	3-24	1	1-0	1-0	5	5	0	2-2	0	0	0	10	23
10/29/2022	at Fresno St.	32	30	62	9.0-53	7-50	0	0-0	2-0	5	1	1	4-4	0	0	0	7	28
11/05/2022	UNLV	37	32	69	7.0-26	3-17	2	2-0	2-0	1	2	0	2-2	0	0	0	0	14
11/12/2022	San Jose St.	28	16	44	8.0-45	5-37	0	0-0	1-0	1	4	0	5-5	0	0	1	3	43
San Diego St.		372	266	638	63.0-273	26-181	6	7-2	11-34	51	36	2	25-25	0	0	1	37	219
Opponents		353	292	645	66.0-237	22-131	12	8-11	8-64	38	27	1	28-28	0	1	0	42	219

Date	Opponent	Punting							Field Goals			Kickoffs						
		no.	yds	avg	long	blkd	tb	fc	50+	i20	md-att	long	blkd	no.	yds	avg	tb	ob
09/03/2022	Arizona	5	179	35.8	57	1	0	0	2	1	2-2	44	0	5	325	65.0	4	0
09/10/2022	Idaho St.	6	285	47.5	59	0	0	1	2	6	1-1	20	0	7	460	65.7	6	0
09/17/2022	at Utah	7	323	46.1	55	0	0	1	1	3	0-0	0	0	2	130	65.0	2	0
09/24/2022	Toledo	9	364	40.4	56	0	0	3	1	6	1-1	50	0	4	257	64.3	2	0
09/30/2022	at Boise St.	10	485	48.5	55	0	1	2	4	2	2-2	25	0	4	259	64.8	3	0
10/08/2022	Hawaii	5	224	44.8	53	0	0	2	1	3	3-4	45	0	5	304	60.8	0	0
10/22/2022	at Nevada	5	237	47.4	59	0	2	1	2	0	3-3	30	0	6	384	64.0	3	0
10/29/2022	at Fresno St.	1	55	55.0	55	0	0	1	1	0	0-0	0	0	5	318	63.6	3	1
11/05/2022	UNLV	6	301	50.2	61	0	0	3	3	3	0-2	0	0	3	176	58.7	0	0
11/12/2022	San Jose St.	2	76	38.0	39	0	0	1	0	2	2-2	31	0	8	504	63.0	3	0
San Diego St.		56	2529	45.2	61	1	3	15	17	26	14-17	50	0	49	3117	63.6	26	1
Opponents		62	2332	37.6	59	2	5	21	4	12	3-5	35	1	43	2403	55.9	12	3

2022 OPPONENT GAME-BY-GAME STATISTICS

Date	Opponent	Rushing				Receiving				Passing				Kick Returns				Punt Returns				tot off		
		no.	yds	td	lg	no.	yds	td	lg	cmp	att	int	yds	td	lg	no.	yds	td	lg	no.	yds		td	lg
09/03/2022	Arizona	39	162	1	17	22	299	4	38	22	35	1	299	4	38	1	18	0	18	2	23	0	16	461
09/10/2022	Idaho St.	33	80	0	14	24	258	1	75	24	40	0	258	1	75	1	20	0	20	0	0	0	0	338
09/17/2022	at Utah	38	174	1	24	18	224	4	30	18	30	0	224	4	30	0	0	0	0	7	69	0	17	398
09/24/2022	Toledo	34	122	1	10	22	254	1	36	22	40	3	254	1	36	2	35	0	19	2	24	0	15	376
09/30/2022	at Boise St.	44	316	5	39	14	134	0	53	14	22	1	134	0	53	1	17	0	17	5	10	0	7	450
10/08/2022	Hawaii	24	146	1	27	20	196	1	66	20	34	0	196	1	66	5	93	0	20	3	0	0	2	342
10/22/2022	at Nevada	21	35	0	27	23	192	1	26	23	41	1	192	1	26	3	55	0	22	2	0	0	0	227
10/29/2022	at Fresno St.	26	-3	1	12	34	394	3	39	34	45	2	394	3	39	1	30	0	30	0	0	0	0	391
11/05/2022	UNLV	34	118	0	24	17	207	1	70	17	27	2	207	1	70	3	57	0	24	2	4	0	4	325
11/12/2022	San Jose St.	21	28	1	16	19	195	3	32	19	33	1	195	3	32	4	84	0	25	0	0	0	0	223
Opponents		314	1178	11	39	213	2353	19	75	213	347	11	2353	19	75	21	409	0	30	23	130	0	17	3531
San Diego St.		386	1633	9	61	135	1581	11	66	135	243	8	1581	11	66	26	528	1	95	19	164	3	66	3214

Opponents Averages

Games	Avg/ rush	Avg/ catch	Pass effc	KR avg	PR avg	All purpose avg/game	Total offense avg/game
10	3.8	11.0	130.1	19.5	5.7	413.4	353.1

Date	Opponent	Tackles			Sacks no-yds	Fumble ff fr-yds	Pass Defense			blkd kick	PAT attempts			off				
		ua	a	total			tfl-yds	int-yds	qbh		brup	kick	rush	rcv	saf	t/o	pts	
09/03/2022	Arizona	34	30	64	4.0-18	2-13	1	1-0	1-20	2	3	1	5-5	0	0	0	7	38
09/10/2022	Idaho St.	41	28	69	6.0-13	0-0	2	2-8	0-0	7	1	0	1-1	0	0	0	0	7
09/17/2022	at Utah	29	26	55	7.0-19	2-9	1	1-0	1-13	6	3	0	5-5	0	0	0	14	35
09/24/2022	Toledo	28	34	62	7.0-25	1-8	0	0-0	1-0	5	3	0	2-2	0	0	0	0	14
09/30/2022	at Boise St.	34	14	48	8.0-46	4-35	3	0-0	1-0	1	4	0	5-5	0	0	0	7	35
10/08/2022	Hawaii	36	34	70	6.0-26	2-17	0	0-0	0-0	7	3	0	2-2	0	0	0	0	14
10/22/2022	at Nevada	42	20	62	6.0-13	2-8	1	1-3	0-0	6	1	0	1-1	0	0	0	0	7
10/29/2022	at Fresno St.	33	38	71	4.0-12	1-5	3	3-0	2-28	2	3	0	3-3	0	1	0	7	32
11/05/2022	UNLV	43	30	73	11.0-48	6-28	1	0-0	1-0	2	4	0	1-1	0	0	0	0	10
11/12/2022	San Jose St.	33	38	71	7.0-17	2-8	0	0-0	1-3	0	2	0	3-3	0	0	0	7	27
Opponents		353	292	645	66.0-237	22-131	12	8-11	8-64	38	27	1	28-28	0	1	0	42	219
San Diego St.		372	266	638	63.0-273	26-181	6	7-2	11-34	51	36	2	25-25	0	0	1	37	219

Date	Opponent	Punting							Field Goals			Kickoffs						
		no.	yds	avg	long	blkd	tb	fc	50+	i20	md-att	long	blkd	no.	yds	avg	tb	ob
09/03/2022	Arizona	3	93	31.0	47	1	1	0	0	0	1-1	25	0	7	411	58.7	3	1
09/10/2022	Idaho St.	11	400	36.4	46	0	1	2	0	1	0-0	0	0	2	104	52.0	0	0
09/17/2022	at Utah	5	191	38.2	44	0	0	3	0	1	0-0	0	0	6	359	59.8	3	0
09/24/2022	Toledo	6	245	40.8	52	0	0	1	1	1	0-1	0	0	3	172	57.3	0	0
09/30/2022	at Boise St.	8	293	36.6	59	1	1	4	1	1	0-0	0	0	6	362	60.3	4	0
10/08/2022	Hawaii	7	316	45.1	59	0	2	3	2	3	0-0	0	0	3	175	58.3	1	2
10/22/2022	at Nevada	7	212	30.3	45	0	0	2	0	2	0-0	0	0	2	130	65.0	0	0
10/29/2022	at Fresno St.	3	108	36.0	42	0	0	0	0	1	1-2	35	1	5	278	55.6	0	0
11/05/2022	UNLV	7	290	41.4	49	0	0	1	0	2	1-1	29	0	3	147	49.0	1	0
11/12/2022	San Jose St.	5	184	36.8	42	0	0	5	0	0	0-0	0	0	6	265	44.2	0	0
Opponents		62	2332	37.6	59	2	5	21	4	12	3-5	35	1	43	2403	55.9	12	3
San Diego St.		56	2529	45.2	61	1	3	15	17	26	14-17	50	0	49	3117	63.6	26	1

2022 GAME-BY-GAME COMPARISON

Opponent	Score	First Downs			Pen	Rushing Number-Yards	Passing		Yards	Total Offense Plays-Yards	Return Yards	Turn- Overs
		Total	Rush	Pass			Comp-Att.-Int					
Arizona	20-38	14 / 25	8 / 9	5 / 15	1 / 1	42-170 / 39-162	7-16-1 / 22-35-1	62 / 299	58-232 / 74-461	86 / 61	2 / 2	
Idaho St.	38-7	19 / 14	12 / 4	6 / 9	1 / 1	43-380 / 33-80	15-26-0 / 24-40-0	108 / 258	69-488 / 73-338	130 / 28	2 / 0	
Utah	7-35	9 / 22	5 / 11	2 / 10	2 / 1	34-113 / 38-174	7-21-1 / 18-30-0	60 / 224	55-173 / 68-398	53 / 82	2 / 1	
Toledo	17-14	14 / 24	9 / 7	4 / 14	1 / 3	33-216 / 34-122	13-24-1 / 22-40-3	65 / 254	57-281 / 74-376	94 / 59	1 / 4	
Boise St.	13-35	6 / 20	5 / 16	1 / 4	0 / 0	36-84 / 44-316	2-16-1 / 14-22-1	33 / 134	52-117 / 66-450	88 / 27	1 / 1	
Hawaii	16-14	22 / 17	6 / 8	15 / 9	1 / 0	35-95 / 24-146	24-36-0 / 20-34-0	322 / 196	71-417 / 58-342	10 / 93	0 / 1	
Nevada	23-7	16 / 14	5 / 2	10 / 9	1 / 3	39-161 / 21-35	12-25-0 / 23-41-1	156 / 192	64-317 / 62-227	56 / 58	1 / 2	
Fresno St.	28-32	22 / 23	6 / 2	14 / 21	2 / 0	38-158 / 26--3	19-25-2 / 34-45-2	291 / 394	63-449 / 71-391	68 / 58	5 / 2	
UNLV	14-10	20 / 14	8 / 8	10 / 6	2 / 0	41-99 / 34-118	19-31-1 / 17-27-2	216 / 207	72-315 / 61-325	18 / 61	1 / 4	
San Jose St.	43-27	23 / 14	11 / 4	12 / 7	0 / 3	45-157 / 21-28	17-23-1 / 19-33-1	268 / 195	68-425 / 54-223	125 / 87	1 / 1	
Totals	219-219	165 / 187	75 / 71	79 / 104	11 / 12	386-1633 / 314-1178	135-243-8 / 213-347-11	1581 / 2353	629-3214 / 661-3531	728 / 614	16 / 18	

Opponents	3rd Down Conversion	4th Down Conversion	Time of Possession	TOP Margin	Avg Yds/Rush	Avg Yds/Pass	Avg Yds/Play	Punting Number-Avg	Penalties Number-Yards	Sacks
Arizona	2-11 / 6-13	2-2 / 1-2	27:23 / 32:37	-05:14	4.0 / 4.2	3.9 / 8.5	4.0 / 6.2	5-35.8 / 3-31.0	6-37.0 / 4-35.0	1 / 2
Idaho St.	5-14 / 6-19	2-2 / 0-2	29:20 / 30:40	-01:20	8.8 / 2.4	4.2 / 6.5	7.1 / 4.6	6-47.5 / 11-36.4	8-65.0 / 7-50.0	2 / 0
Utah	3-15 / 8-15	1-2 / 0-1	28:44 / 31:16	-02:32	3.3 / 4.6	2.9 / 7.5	3.1 / 5.9	7-46.1 / 5-38.2	9-64.0 / 7-62.0	2 / 2
Toledo	1-12 / 6-13	0-0 / 0-0	28:13 / 31:47	-03:34	6.5 / 3.6	2.7 / 6.4	4.9 / 5.1	9-40.4 / 6-40.8	11-103.0 / 6-53.0	2 / 1
Boise St.	1-14 / 6-14	1-1 / 0-0	28:07 / 31:53	-03:46	2.3 / 7.2	2.1 / 6.1	2.3 / 6.8	10-48.5 / 8-36.6	10-55.0 / 9-66.0	1 / 4
Hawaii	7-16 / 3-10	1-1 / 0-0	36:10 / 23:50	12:20	2.7 / 6.1	8.9 / 5.8	5.9 / 5.9	5-44.8 / 7-45.1	4-33.0 / 2-11.0	0 / 2
Nevada	6-16 / 3-14	0-0 / 1-2	34:17 / 25:43	08:34	4.1 / 1.7	6.2 / 4.7	5.0 / 3.7	5-47.4 / 7-30.3	11-91.0 / 7-53.0	3 / 2
Fresno St.	6-11 / 9-15	2-3 / 0-1	29:05 / 30:55	-01:50	4.2 / -0.1	11.6 / 8.8	7.1 / 5.5	1-55.0 / 3-36.0	8-65.0 / 6-65.0	7 / 1
UNLV	4-14 / 5-14	1-2 / 0-0	34:04 / 25:56	08:08	2.4 / 3.5	7.0 / 7.7	4.4 / 5.3	6-50.2 / 7-41.4	2-15.0 / 4-36.0	3 / 6
San Jose St.	6-13 / 6-12	1-1 / 0-0	39:30 / 20:30	19:00	3.5 / 1.3	11.7 / 5.9	6.3 / 4.1	2-38.0 / 5-36.8	7-65.0 / 1-5.0	5 / 2
Totals	41-136 / 58-139	11-14 / 2-8	314:53 / 285:07	29:46	4.2 / 3.8	6.5 / 6.8	5.1 / 5.3	56-45.2 / 62-37.6	76-593.0 / 53-436.0	26 / 22

Note: Game totals are displayed in the format TEAM/OPPONENT for each category

SAN DIEGO STATE PARTICIPATION

PARTICIPATION CHART

No.	Name	UA	ISU	UTAH	TOL	BSU	UH	NEV	FS	UNLV	SJSU	NM	AF	MWC
76	ABDULLAH, Dean • §	X	X	X	GS (RG)	GS (RG)	GS (RG)	--	--	--	--	--	--	--
4	AUMAVAE, Liu •	--	--	--	--	X	--	--	--	--	--	--	--	--
38	ARMSTEAD, Jaylon §	X	X	GS (RB)	X	--	--	X	X	X	X	X	X	X
17	AVINGER, Noah	GS (CB)	GS (CB)	X	X	X	X	X	X	GS (CB)	GS (CB)	--	--	--
2	BANKS, Keshawn	GS (DE)	GS (DE)	GS (DE)	GS (DE)	GS (DE)	GS (DE)	GS (DE)	GS (DE)	GS (DE)	GS (DE)	--	--	--
3	BARFIELD, Cedarius	GS (WAR)	--	X	X	X	X	X	GS (WAR)	GS (WAR)	GS (WAR)	--	--	--
6	BASKERVILLE, CJ	GS (WAR)	GS (WAR)	GS (WAR)	GS (WAR)	GS (WAR)	GS (WAR)	GS (WAR)	--	--	--	--	--	--
21	BELL, Chance	GS (RB)	X	--	--	X	X	X	X	X	X	X	X	X
60	BENNETT, Cade • §	GS (LG)	GS (LG)	GS (LG)	GS (LG)	GS (LG)	GS (LG)	GS (LG)	GS (LG)	GS (LG)	GS (LG)	GS (LG)	GS (LG)	GS (LG)
35	BLAKE, Martin •	--	X	X	X	X	X	X	X	GS (RB)	GS (RB)	GS (RB)	GS (RB)	GS (RB)
12	BRANCH, Dallas	GS (CB)	GS (CB)	GS (CB)	X	X	X	X	X	X	X	X	X	X
13	BROWNING, Jack	X	X	X	X	X	X	X	X	X	X	X	X	X
37	DJ Bryant •	--	--	--	--	--	--	--	--	--	--	--	--	--
5	BURMEISTER, Braxton • §	GS (QB)	GS (QB)	GS (QB)	GS (QB)	GS (QB)	--	X	--	X	--	--	--	--
34	BUTLER, Eric •	--	X	X	X	X	X	X	X	X	X	X	X	X
15	BYRD, Jordan	X	GS (RB)	X	GS (RB)	GS (RB)	GS (RB)	GS (RB)	GS (RB)	GS (RB)	GS (RB)	GS (RB)	GS (RB)	GS (RB)
31	CELESTINE, Dav Vaughn §	X	GS (WAR)	GS (WAR)	GS (WAR)	GS (WAR)	GS (WAR)	GS (WAR)	GS (WAR)	GS (WAR)	GS (WAR)	GS (WAR)	GS (WAR)	GS (WAR)
23	CHRISTON, Kenan •	X	X	X	X	X	X	X	X	X	X	X	X	X
61	CRENSHAW-DICKSON, Brandon	GS (LT)	GS (LT)	GS (LT)	GS (LT)	GS (LT)	GS (LT)	X	GS (LT)	GS (LT)	GS (LT)	GS (LT)	GS (LT)	GS (LT)
9	CRUM, Kyle •	X	--	X	--	X	--	--	--	--	--	--	--	--
97	DALTON, Darrion •	X	--	X	X	X	X	--	--	--	--	--	--	--
29	DAVIS, Cam	X	X	X	X	X	X	X	X	X	X	X	X	X
84	DE LOS REYES, Darius	X	X	X	X	X	X	X	X	X	X	X	X	X
41	DELGADO, David	X	X	X	X	X	X	X	X	X	X	X	X	X
45	DRAEGER, Wyatt	X	X	X	X	X	X	X	X	X	X	X	X	X
51	FIASEU, Zyrus	--	X	X	X	X	GS (SAM)	GS (SAM)	GS (SAM)	GS (SAM)	GS (SAM)	GS (SAM)	GS (SAM)	GS (SAM)
39	FOUNTAIN, Garret	X	X	X	X	X	X	X	X	X	X	X	X	X
22	GARRISON, Max •	X	X	X	X	X	X	X	X	X	X	X	X	X
26	GOYNES, Joshua •	--	--	--	--	--	--	--	X	X	X	X	X	X
94	GREENE, Aaron §	X	X	GS (TE)	GS (TE)	X	X	X	X	X	X	X	X	X
49	HARPOLE, Cameron •	X	X	X	X	--	--	X	--	--	--	--	--	X
62	HARRISON, Jonathan	X	X	X	--	--	--	--	--	--	--	--	--	--
3	HASKELL, Will	X	X	X	N/A	N/A	N/A	N/A	N/A	N/A	N/A	N/A	N/A	N/A
56	HERMAN, DJ •	X	X	X	X	X	X	X	X	X	X	X	X	X
24	HUNTER, Josh •	X	X	X	--	--	--	--	--	--	--	--	--	--
21	JOHNSON, Chris •	X	X	X	X	X	X	X	X	X	X	X	X	X
70	JONES, Christian •	X	X	X	X	X	X	X	X	X	X	X	X	X
44	KAHO, Vai	X	X	--	--	X	X	X	X	X	X	X	X	X
43	LAKALAKA, Seyddrick	X	X	X	X	X	X	X	X	X	X	X	X	X
20	MAGEE, Jatavious •	X	X	X	X	X	--	--	--	--	--	--	--	X
32	MALONE, Dez §	X	X	GS (CB)	GS (CB)	X	GS (CB)	GS (CB)	GS (CB)	GS (CB)	GS (CB)	GS (CB)	GS (CB)	GS (CB)
57	MASANIAI, Darrell	X	--	X	--	X	--	--	--	--	--	--	--	X
45	MATTHEWS, Jesse	GS (WR)	GS (WR)	GS (WR)	GS (WR)	GS (WR)	GS (WR)	GS (WR)	GS (WR)	GS (WR)	GS (WR)	GS (WR)	GS (WR)	GS (WR)
18	MAYDEN, Jalen	X	X	X	X	X	GS (QB)	GS (QB)	GS (QB)	GS (QB)	GS (QB)	GS (QB)	GS (QB)	GS (QB)
54	McDONALD, Caden	GS (MIKE)	GS (MIKE)	GS (MIKE)	GS (MIKE)	GS (MIKE)	GS (MIKE)	GS (MIKE)	GS (MIKE)	GS (MIKE)	GS (MIKE)	GS (MIKE)	GS (MIKE)	GS (MIKE)
55	McDONALD, Cooper • §	GS (SAM)	GS (SAM)	GS (SAM)	GS (SAM)	GS (SAM)	GS (SAM)	X	X	X	X	X	X	X
27	McELVANE, Isaiah	X	X	X	X	X	X	X	X	X	--	--	--	--
87	MCGEE, Gus	X	--	--	--	--	--	X	--	--	--	--	--	--
33	McMORRIS, Patrick	GS (AZT)	GS (AZT)	GS (AZT)	--	GS (AZT)	GS (AZT)	GS (AZT)	GS (AZT)	GS (AZT)	GS (AZT)	GS (AZT)	GS (AZT)	GS (AZT)
68	MIRABELLA, Thomas	X	X	--	X	X	X	GS (RG)	X	X	X	X	X	X
85	NICHOLSON, Josh •	X	--	X	--	X	--	--	--	--	--	--	--	--
90	OKPOKO, Daniel	X	X	X	X	X	--	X	X	X	X	X	X	X
30	OLIVER, Dominic •	--	X	X	X	X	X	X	X	--	--	--	--	X
11	PENNY, Brionne	X	X	X	X	X	X	X	X	X	X	X	X	X
81	REDMAN, Mark • §	GS (TE)	GS (TE)	GS (TE)	GS (TE)	GS (TE)	GS (TE)	GS (TE)	GS (TE)	GS (TE)	GS (TE)	GS (TE)	GS (TE)	GS (TE)
92	REESER, Jarrett •	--	--	X	--	--	--	--	X	X	X	X	X	X
40	REYES, Kristien •	X	X	X	X	X	X	X	--	X	X	X	X	X
82	RUDOLPH, Jay	--	--	--	--	X	GS (TE)	X	GS (TE)	GS (TE)	GS (TE)	GS (TE)	GS (TE)	X
14	SHAVERS, Tyrell	GS (WR)	GS (WR)	GS (WR)	GS (WR)	GS (WR)	GS (WR)	GS (WR)	GS (WR)	GS (WR)	GS (WR)	GS (WR)	GS (WR)	GS (WR)
83	SHAW, Mekhi	GS (WR)	GS (WR)	X	X	GS (WR)	--	GS (WR)	X	X	X	X	X	X
46	SHAWCROFT, Michael	GS (WILL)	GS (WILL)	GS (WILL)	GS (WILL)	GS (WILL)	--	GS (WILL)	GS (WILL)	GS (WILL)	GS (WILL)	GS (WILL)	GS (WILL)	GS (WILL)
77	SIMMONS, Josh • §	GS (RT)	GS (RT)	GS (RT)	GS (LT)	GS (LT)	GS (LT)	GS (RT)	GS (RT)	GS (RT)	GS (RT)	GS (RT)	GS (RT)	GS (RT)
95	SIMS, Nassir	--	--	--	X	X	X	X	X	X	X	X	X	X
89	TANNER, Logan •	--	X	--	--	--	--	--	--	--	--	--	--	--
66	TAVAI, Jonah	GS (DE)	GS (DE)	GS (DE)	GS (DE)	GS (DE)	GS (DE)	GS (DE)	GS (DE)	GS (DE)	GS (DE)	GS (DE)	GS (DE)	GS (DE)
91	TAVAI, Justus • §	GS (DT)	GS (DT)	GS (DT)	GS (DT)	GS (DT)	GS (DT)	GS (DT)	GS (DT)	GS (DT)	GS (DT)	GS (DT)	GS (DT)	GS (DT)
93	TAYLOR, Dylan	--	X	X	--	X	X	--	X	X	X	X	X	X
10	TUMBLIN, Noah	X	X	X	GS (CB)	GS (CB)	GS (CB)	GS (CB)	GS (CB)	X	X	X	X	X
72	ULUAVE, Alama	GS (C)	GS (C)	GS (C)	GS (C)	GS (C)	GS (C)	GS (C)	GS (C)	GS (C)	GS (C)	GS (C)	GS (C)	GS (C)
63	ULUGALU-MASUELI, Ross §	GS (RG)	GS (RG)	GS (RG)	--	--	--	X	GS (RG)	GS (RG)	GS (RG)	GS (RG)	GS (RG)	GS (RG)
41	WESLEY II, Phillippe •	--	X	X	--	--	--	--	--	--	--	--	--	--
19	WHITE, Kyron §	--	--	X	GS (AZT)	X	X	X	X	X	X	X	X	X
36	WILLIAMS, New Zealand •	--	--	X	--	--	--	--	--	--	--	--	--	--
50	WINTERMEYER, Ryan	X	X	X	X	X	X	X	X	X	X	X	X	X
79	WRIGHT, Joey •	X	X	X	X	X	X	GS (LT)	X	X	X	X	X	X

§ - made first career San Diego State start this season. • - made first San Diego State appearance this season. Bold RED indicates a player who has started every game this season. Bold BLACK indicates a player has played in every game this season.

SAN DIEGO STATE STARTERS/PARTICIPATION

OFFENSIVE STARTERS

Position	UA	ISU	UTAH	TOL	BSU	UH	NEV	FS	UNLV	SJSU	NM	AF	MWC
LT	Crenshaw-Dixon	Crenshaw-Dixon	Crenshaw-Dixon	Crenshaw-Dixon	Crenshaw-Dixon	Crenshaw-Dixon	Wright	Crenshaw-Dixon	Crenshaw-Dixon	Crenshaw-Dixon			
LG	Bennett	Bennett	Bennett	Bennett	Bennett	Bennett	Bennett	Bennett	Bennett	Bennett			
C	Ulave	Ulave	Ulave	Ulave	Ulave	Ulave	Ulave	Ulave	Ulave	Ulave			
RG	Ulugalu-Maseuli	Ulugalu-Maseuli	Ulugalu-Maseuli	Abdullah	Abdullah	Abdullah	Mirabella	Ulugalu-Maseuli	Ulugalu-Maseuli	Mirabella			
RT	Simmons	Simmons	Simmons	Simmons	Simmons	Simmons	Simmons	Simmons	Simmons	Simmons			
TE	Redman	Redman	Redman	Redman	Redman	Redman	Redman	Redman	Redman	Redman			
TE		Greene	Greene			Rudolph		Rudolph	Rudolph				
QB	Burmeister	Burmeister	Burmeister	Burmeister	Burmeister	Mayden	Mayden	Mayden	Mayden	Mayden			
RB	Bell	Byrd	Armstead	Byrd	Byrd	Byrd	Byrd	Byrd	Byrd	Armstead			
RB									Blake	Blake			
WR	Shavers	Shavers	Shavers	Shavers	Shavers	Shavers	Shavers	Shavers	Shavers	Shavers			
WR	Matthews	Matthews	Matthews	Matthews	Matthews	Matthews		Matthews	Matthews	Matthews			
WR	Shaw	Shaw			Shaw		Shaw						

DEFENSIVE STARTERS

Position	UA	ISU	UTAH	TOL	BSU	UH	NEV	FS	UNLV	SJSU	NM	AF	MWC
DE	Tavai, Jo.	Tavai, Jo.	Tavai, Jo.	Tavai, Jo.	Tavai, Jo.	Tavai, Jo.	Tavai, Jo.	Tavai, Jo.	Tavai, Jo.	Tavai, Jo.			
DT	Tavai, Ju.	Tavai, Ju.	Tavai, Ju.	Tavai, Ju.	Tavai, Ju.	Tavai, Ju.	Tavai, Ju.	Tavai, Ju.	Tavai, Ju.	Tavai, Ju.			
DE	Banks	Banks	Banks	Banks	Banks	Banks	Banks	Banks	Banks	Banks			
SAM	McDonald, Co.	McDonald, Co.	McDonald, Co.	McDonald, Co.	McDonald, Co.	McDonald, Co.	Fiaseu	Fiaseu	Fiaseu	Fiaseu			
MIKE	McDonald, Co.	McDonald, Co.	McDonald, Co.	McDonald, Co.	McDonald, Co.	McDonald, Co.	McDonald, Co.	McDonald, Co.	McDonald, Co.	McDonald, Co.	Ca. McDonald		
WILL	Shawcroft	Shawcroft	Shawcroft	Shawcroft	Shawcroft	Shawcroft	Shawcroft	Shawcroft	Shawcroft	Shawcroft			
CB	Branch	Branch	Branch	Tumblin	Tumblin	Tumblin	Tumblin	Tumblin	Avinger	Avinger			
WAR	Barfield	Celestine	Celestine	Celestine	Celestine	Celestine	Celestine	Celestine	Celestine	Celestine			
AZT	McMorris	McMorris	McMorris	White	McMorris	McMorris	McMorris	McMorris	McMorris	McMorris			
WAR	Baskerville	Baskerville	Baskerville	Baskerville	Baskerville	Baskerville	Baskerville	Baskerville	Barfield	Barfield			
CB	Avinger, N.	Avinger, N.	Malone	Malone	Malone	Malone	Malone	Malone	Malone	Malone			

SPECIALIST STARTERS

Position	UA	ISU	UTAH	TOL	BSU	UH	NEV	FS	UNLV	SJSU	NM	AF	MWC
KO	Browning	Browning	Browning	Browning	Browning	Browning	Browning	Browning	Reeser	Browning			
PK	Browning	Browning	Browning	Browning	Browning	Browning	Browning	Browning	Browning	Browning			
Holder	Delgado	Delgado	Delgado	Delgado	Delgado	Delgado	Delgado	Delgado	Delgado	Delgado			
Punter	Browning	Browning	Browning	Browning	Browning	Browning	Browning	Browning	Browning	Browning			
LS	Wintermeyer	Wintermeyer	Wintermeyer	Wintermeyer	Wintermeyer	Wintermeyer	Wintermeyer	Wintermeyer	Wintermeyer	Wintermeyer			
SS	Wintermeyer	Wintermeyer	Wintermeyer	Wintermeyer	Wintermeyer	Wintermeyer	Wintermeyer	Wintermeyer	Wintermeyer	Wintermeyer			
KOR	Byrd	Byrd	Byrd	Byrd	Byrd	Byrd	Byrd	Byrd	Byrd	Byrd			
PR	Byrd	Byrd	Byrd	Byrd	Byrd	Byrd	Byrd	Byrd	Byrd	Byrd			

PARTICIPATION CHART

	UA	ISU	UTAH	TOL	BSU	UH	NEV	FS	UNLV	SJSU	NM	AF	MWC
Dressed	74	74	74	73	73	73	74	74	76	77			
Played	61	61	55	65	62	54	59	57	57	55			
Seniors	18	17	16	17	17	14	18	17	18	17			
Juniors	13	14	14	14	18	17	17	17	16	15			
Sophomores	14	13	12	13	12	12	11	10	11	10			
Freshman (RS/True)	16 (12/4)	17 (12/5)	13 (11/2)	21 (12/6)	15 (10/5)	11 (8/3)	13 (10/3)	13 (10/3)	12 (9/3)	13 (10/3)			
Started	22	22	22	22	22	22	22	22	22	22			
Seniors	13	12	10	11	11	9	11	12	11	11			
Juniors	3	4	6	4	5	6	3	5	4	3			
Sophomores	4	4	5	5	5	5	6	2	3	5			
Freshman (RS/True)	2 (2/0)	2 (0/2)	1 (1/0)	2 (2/0)	1 (1/0)	2 (2/0)	2 (2/0)	3 (3/0)	4(4/0)	3 (3/0)			
Making SDSU Debut	20	5	-	-	1	0	1	1	0	1			
Making 1st SDSU Start	7	1	2	2	0	2	2	0	1	0			

CAREER START CHART (Offense/Defense)

Player, Pos.	Yr.	Career Starts	Consecutive Starts	Yearly Total					Player, Pos.	Yr.	Career Starts	Consecutive Starts	Yearly Total							
				2022	2021	2020	2019	2018					2017	2022	2021	2020	2019	2018	2017	
Keshawn Banks, DE	Sr.*	44	24	10	14	7	13	0	-	Jay Rudolph, TE	Jr.	8	0	3	5	0	-	-	-	-
Caden McDonald, LB	Sr.*	42	42	10	14	8	10	0	-	Noah Avinger, CB	So.	8	3	5	3	-	-	-	-	-
Jesse Matthews, WR	Sr.	41	1	9	13	8	10	-	-	Dallas Branch, CB	Sr.	7	0	3	4	0	-	-	-	-
Alama Ulave, C	Sr.*	32	32	10	14	8	0	0	-	Mekhi Shaw, WR	So.	5	0	4	1	0	-	-	-	-
Jonah Tavai, DE	Sr.*	30	30	10	14	5	1	-	-	Ross Ulugalu-Maseuli, RG	R-Fr.	5	2	5	0	-	-	-	-	-
Justus Tavai, DT	Sr.*	28	16	10	11	7	0	0	-	Zyrus Fiaseu	R-Fr.	5	5	5	0	-	-	-	-	-
Braxton Burmeister, QB	Sr.*	26	0	5	12	4	-	0	5	Jalen Mayden, QB/DB	Sr.*	5	5	5	0	-	-	-	-	-
Patrick McMorris, AZT	Sr.	24	5	9	14	1	0	-	-	Chance Blake, RB	Sr.*	3	0	1	0	1	0	1	-	-
Brandon Crenshaw-Dickson, RT	Jr.	23	23	9	14	0	-	-	-	Dean Abdullah, RG	So.	3	0	3	0	-	-	-	-	-
Michael Shawcroft, LB	Sr.	21	4	9	7	5	0	-	-	Jaylon Armstead, RB	So.	2	0	2	-	-	-	-	-	-
Jordan Byrd, RB	Sr.*	19	0	8	2	3	6	0	-	Aaron Greene, TE	So.	2	0	2	-	-	-	-	-	-
Cooper McDonald, LB	Jr.	16	6	6	10	0	-	-	-	Thomas Mirabella	So.	2	2	2	0	-	-	-	-	-
Cedarius Barfield, CB/WAR	Sr.	17	3	4	9	4	0	-	-	Martin Blake	R-Fr.	1	1	1	0	-	-	-	-	-
Noah Tumblin, CB	Jr.	15	7	7	8	0	-	-	-	Vai Kaho, LB	Jr.	1	0	-	1	0	-	-	-	-
Tyrell Shavers, WR	Sr.	14	14	10	4	-	-	-	-	TJ Sullivan, WR	Sr.	1	0	-	0	0	1	-	-	-
Seydric Lakalaka, LB	Sr.*	11	0	-	5	6	0	0	-	Kyron White, AZT	Jr.	1	0	1	0	0	-	-	-	-
CJ Baskerville, WAR	So.	11	0	7	4	-	-	-	-	Joey Wright, OL	So.	1	1	1	0	-	-	-	-	-
Mark Redman, TE	Jr.	11	10	10	1	0	-	-	-											
Cade Bennett, LG	So.	10	10	10	0	0	-	-	-											
Josh Simmons, RT	R-Fr.	10	10	10	0	-	-	-	-											
Davaughn Celestine, WAR	Jr.	9	9	9	0	0	-	-	-											
Dezjhan Malone, CB	So.	9	9	9	-	-	-	-	-											

* - Utilizing extra year of eligibility offered by the NCAA due to COVID-19 pandemic

MISCELLANEOUS STATISTICS

MISCELLANEOUS

Game	Coin Toss	KO/Receive	1st Off. Play	1st Off. Poss	1st Def. Poss.	Game Time	Game Length	Jersey	Pants	Result
Arizona	Arizona won, def.	Receive	Burmeister rush	Punt	Field Goal	12:30 p.m. PT	3:21	Black	Black	L, 20-38
Idaho State	SDSU won, def.	Kicked off	Burmeister pass	Punt	Touchdown	5 p.m. PT	3:11	Black	Black	W, 38-7
at Utah	SDSU won, def.	Kicked off	Penalty (false start)	Punt	Punt	8 p.m. MT	3:07	White	Black	L, 7-35
Toledo	Toledo won, def.	Receive	Burmeister pass	Punt	Punt	12:30 p.m. PT	3:16	Black	Black	W, 17-14
at Boise State*	SDSU won, def.	Kicked off	Penalty (false start)	Field Goal	Interception	6 p.m. MT	3:11	White	Black	L, 13-35
Hawai'i*	SDSU won, def.	Kicked off	Byrd rush	Punt	Punt	7:30 p.m. PT	3:06	Black	Black	W, 16-14
at Nevada*	SDSU won, def.	Kicked off	Byrd rush	Field Goal	Fumble recovery (TD)	7:30 p.m. PT	3:13	White	Black	W, 23-7
at Fresno State*	FST won, receive	Kicked off	Byrd Rush	Touchdown	Punt	7:30 p.m. PT	3:19	White	Black	L, 28-32
UNLV*	SDSU won, def.	Recieve	Byrd rush	Punt	Punt	4:00 p.m. PT	3:13	Black	Black	W, 13-10
San Jose State*	SDSU won, def.	Kicked off	Armstead rush	Int.	Touchdown	7:30 p.m. PT	3:03	Black	Black	W, 43-27
at New Mexico*										
Air Force*										

AVERAGE STARTING FIELD POSITION

Category	San Diego State	Opponents
Drives Started	123	129
Cumulative Starting Yard Line	3,586	3,316
Average Field Position	Own 31.21	Own 27.23
Drives Started in Opponent Territory/Att. to Score	15/12	12/12
Scores/Touchdowns, Field Goals	8/2,6	7/7,1
Points	32	52
Drives Started (Inside/At Own 25)	58 (40/17)	86 (58/28)
Points Scored (TDs/FGs)	36 (3/5)	105 (15/0)

* - kick/punt returns for a touchdown not included. & - overtime possessions not included

SDSU OFFENSIVE POSSESSIONS (DEF/ST SCORES NOT INCLUDED)

Game	Poss.	TD	FG	MFG	Punt	TO	Clock	Downs	3&Out*	PPP^
Arizona	12	2+	2	0	5	2	2	0	7	2.00
Idaho State	14	5+	1	0	6	0	1	0	3	2.14
at Utah	12	1	0	0	8	1	1	1	6	0.50
Toledo	14	2	1	0	9	1	1	0	4	1.25
at Boise State	14	1+	2	0	10	1	1	0	10	0.86
Hawai'i	10	1	3	1	5	0	0	0	1	0.60
at Nevada	11	1	3	0	5	1	1	0	2	1.36
at Fresno State	11	4	0	0	1	4	1	1	1	2.54
UNLV	14	2	0	1	6	2	2	1	3	1.00
San Jose State	11	4	2	0	2	1	2	0	1	3.09
at New Mexico										
Air Force										

* - less if there is a turnover or end of half; must not have earned a first down or scored points. + - indicates team scored a non-offensive touchdown. & - overtime possession included. # - possession/turnover not included when offense never had ball (turnover on special teams). ^ - PATs/2-pt. not included. • - also includes free kick after a safety.

OPPONENT OFFENSIVE POSSESSIONS (DEF/ST SCORES NOT INCLUDED)

Game	Poss.	TD	FG	MFG	Punt	TO	Clock	Downs	3&Out*	PPP^
Arizona	12	5	1	0	3	2	0	1	5	2.75
Idaho State	15	1	0	0	11	0	1	2	8	0.40
at Utah	12	5	0	0	5	0	1	1	2	2.50
Toledo	14	2	0	1	6	3	1	0	5	0.86
at Boise State	15	5	0	0	8	1	1	0	6	2.00
Hawai'i	11	2	0	0	5	1	1	0	3	1.09
at Nevada	12	1	0	0	7	2	1	1	4	0.50
at Fresno State	12	4	1	1	3	2	0	1	1	2.25
UNLV	13	1	1	0	7	4	0	0	5	0.77
San Jose State	11	4	0	0	5	2	0	0	4	2.55
at New Mexico										
Air Force										

* - less if there is a turnover or end of half; must not have earned a first down or scored points. + - indicates team scored a non-offensive touchdown. & - overtime possession included. # - possession/turnover not included when offense never had ball (turnover on special teams). ^ - PATs/2-pt. not included. • - also includes free kick after a safety.

DRIVE ANALYSIS

Game	SDSU		OPPONENT	
	TD	FG	TD	FG
Arizona	2^	2	5	1
Idaho State	5^	1	1	0
at Utah	1	0	5	0
Toledo	2	1	2	0
at Boise State	1^	2	5	0
Hawai'i	1	3	2	0
at Nevada	1	3	1	0
at Fresno State	4	0	4	1
UNLV	2	0	2	1
San Jose State	5^	2	4	0
at New Mexico				
Air Force				
TOTALS	24	14	31	3

^ - indicates team scored a non-offensive touchdown. & - overtime drives included

GAME-OPENING DRIVE

Game	SDSU			OPPONENT		
	Pts.	FD	Yds.	Pts.	FD	Yds.
Arizona	0	0	6^	3	3	66
Idaho State	0	0	0^	7	0	75
at Utah	0	0	2^	0	2	37
Toledo	0	0	5^	0	0	(-5)^
at Boise State	3	1	25	0	2	36
Hawai'i	0	1	23	0	2	25
at Nevada	3	2	32	0	0	5
at Fresno State	7	3	82	3	3	50
UNLV	0	0	3^	0	2	33
San Jose State	0	1	9	7	3	73
at New Mexico						
Air Force						
TOTALS	13	8	187	20	15	395
AVERAGES	1.30	0.80	18.70	2.00	1.50	39.50

^ - indicates possession ended in a 3-and-out

OPENING SECOND-HALF DRIVE

Game	SDSU			OPPONENT		
	Pts.	FD	Yds.	Pts.	FD	Yds.
Arizona	0	1	22	7	2	75
Idaho State	0	1	30	0	0	0^
at Utah	0	1	12	7	2	30
Toledo	0	1	5	0	0	20
at Boise State	0	0	0	7	2	31
Hawai'i	7	3	65	7	1	76
at Nevada	0	0	-3^	0	0	0^
at Fresno State	0	2	48	0	3	49
UNLV	7	4	75	0	3	60
San Jose State	7	4	74	0	0	-8
at New Mexico						
Air Force						
TOTALS	21	17	328	28	13	333
AVERAGES	2.10	1.55	32.80	2.80	1.30	33.30

^ - indicates possession ended in a 3-and-out

MISCELLANEOUS STATISTICS

SDSU SCORING DRIVES

Opponent	Plays	Drive Yds.	TOP	Type Of Score	Qtr/Time	Drive Start	Scoring Play
Arizona	11	48	4:48	FG	2nd/13:31	SD 25	Browning 44-yd field goal
	7	32	3:37	TD	2nd/9:12	UA 32	Shavers 11-yd pass f/Burmeister
	-	-	-	TD	3rd/7:46	-	Armstead rec. blocked punt in endzone
Idaho State	8	37	3:19	FG	3rd/3:36	UA 43	Browning 23-yd field goal
	-	-	-	TD	1st/11:58	-	Byrd 66-yd punt return
	3	57	1:10	TD	1st/5:01	SD 43	Burmeister 47-yd rush
Utah	5	75	1:57	TD	2nd/14:48	SD 25	Byrd 53-yd rush
	10	91	3:30	FG	3rd/2:32	SD 7	Browning 20-yd field goal
	7	80	2:42	TD	4th/8:35	SD 20	Shavers 14-yd pass f/Burmeister
Toledo	5	69	1:49	TD	4th/5:22	SD 31	Davis 3-yd rush
	9	25	4:15	TD	4th/3:56	UU 25	Nicholson 18-yd pass f/Crum
	2	80	0:42	TD	2nd/14:09	SD 20	Byrd 43-yd rush
Boise State	6	17	2:49	FG	3rd/0:12	SD 50	Browning 50-yd field goal
	9	67	2:10	TD	4th/0:41	SD 33	Byrd 1-yd rush
	8	25	3:36	FG	1st/7:23	BSU 29	Browning 21-yd field goal
Hawai'i	9	46	4:41	FG	1st/1:53	SD 46	Browning 25-yd field goal
	-	-	-	TD	2nd/9:31	-	Shavers blocked & ret. blocked punt
	7	36	0:45	FG	2nd/0:39	SD 36	Browning 45-yd field goal
Nevada	7	65	4:02	TD	3rd/10:58	SD 35	Byrd 15-yd pass f/Mayden
	11	67	5:10	FG	4th/11:16	SD 20	Browning 30-yd field goal
	7	56	1:12	FG	4th/1:12	SD 35	Browning 26-yd field goal
Fresno State	-	-	-	TD	1st/14:20	-	McMorris INT ret. TD
	8	32	4:20	FG	1st/9:04	NEV 45	Browning 30-yd field goal
	14	79	7:00	FG	2nd/7:48	SD 12	Browning 27-yd field goal
UNLV	7	19	4:19	FG	3rd/9:01	NEV 25	Browning 23-yd field goal
	4	51	1:54	TD	-	SD 49	Mayden 32-yd rush
	9	82	5:09	TD	1st/2:56	SD 18	Mayden 28-yd rush
San Jose State	6	74	3:17	TD	2nd/12:19	SD 26	Christon 26-yd pass f/Mayden
	9	81	4:02	TD	2nd/1:45	SD 19	Mayden 1-yd rush
	8	80	4:17	TD	3rd/3:27	SD 20	Matthews 7-yd pass f/Mayden
San Jose State	10	65	5:31	TD	2nd/9:16	SD 35	Matthews 28-yd pass f/Mayden
	7	75	4:01	TD	3rd/10:55	SD 25	Redman 24-yd pass f/Mayden
	-	-	-	TD	1st/4:45	-	Byrd 95-yd KO ret. TD
San Jose State	10	37	3:29	FG	2nd/14:49	SJSU 42	Browning 22-yd field goal
	2	72	0:50	TD	2nd/12:15	SD 28	Shavers 66-yd pass f/Mayden
	8	67	4:48	TD	2nd/6:15	SD 33	Shaw 17-yd pass f/Mayden
San Jose State	9	74	5:16	TD	3rd/9:40	SD 26	Matthews 20-yd pass f/Mayden
	9	61	5:04	TD	3rd/3:15	SD 39	Armstead 2-yd rush
	7	30	4:26	FG	4th/6:55	SJSU 44	Browning 31-yd field goal
-	-	-	S	-	-	-	Jo. Tavai sack Cordeiro for safety

OPPONENT SCORING DRIVES

Opponent	Plays	Drive Yds.	TOP	Type Of Score	Qtr/Time	Drive Start	Scoring Play
Arizona	16	66	5:35	FG	1st/7:06	UA 26	Loop 25-yd field goal
	7	40	2:59	TD	1st/3:19	SD 40	Cowing 17-yd pass f/de Laura
	8	75	3:12	TD	2nd/10:19	UA 25	McMillan 6-yd pass f/de Laura
Idaho State	6	54	2:07	TD	2nd/0:28	UA 46	Cowing 4-yd pass f/de Laura
	5	75	2:20	TD	3rd/12:40	UA 25	Cowing 25-yd pass f/de Laura
	11	75	5:34	TD	4th/13:02	UA 22	Williams 10-yd rush
Utah	2	75	0:14	TD	1st/14:46	SD25	Guillory 75-yd pass f/Vander Waal
	7	77	2:25	TD	2nd/11:24	UU 23	Kuithe 30-yd pass f/Rising
	9	82	4:34	TD	2nd/6:41	UU 18	Enis 13-yd pass f/Rising
Toledo	4	27	1:41	TD	2nd/2:01	SD 27	Vele 15-yd pass f/Rising
	4	30	1:51	TD	3rd/13:22	SD 30	Thomas 18-yd rush
	4	55	1:52	TD	3rd/9:26	UU 45	Vele 3-yd pass f/Rising
Boise State	12	73	5:06	TD	4th/7:54	TOL 27	Turner 11-yd pass f/Finn
	8	93	3:13	TD	4th/2:56	TOL 7	Finn 1-yd rush
	2	31	0:38	TD	3rd/14:16	SD 31	Green 17-yd rush
Hawai'i	7	67	3:37	TD	3rd/4:43	SD 23	Holani 12-yd rush
	5	55	2:32	TD	3rd/0:46	BSU 45	Jeanti 32-yd rush
	6	80	2:04	TD	4th/10:08	BSU 20	Green 39-yd rush
Nevada	7	63	3:50	TD	4th/4:35	BSU 37	Holani 29-yd rush
	5	76	2:25	TD	3rd/10:52	HAW 24	Bowens 66-yd pass f/Schager
	7	80	3:38	TD	4th/1:19	HAW 20	Parson 22-yd rush
Fresno State	14	85	6:52	TD	2nd/6:52	NEV 15	Curtis 20-yd pass f/Illingworth
	13	58	6:49	FG	1st/8:11	FST 25	Montano 35-yd. field goal
	9	75	3:44	TD	2nd/8:35	FST 25	Remigio 21-yd pass f/Haener
UNLV	2	10	0:35	TD	3rd/0:00	SD 10	Pope 8-yd pass f/Haener
	11	80	2:46	TD	4th/1:09	FST 20	Mims 3-yd. rush
	1	37	0:09	TD	4th/0:56	SD 37	Remigio 37-yd. pass f/Haener
San Jose State	2	80	0:40	TD	3rd/5:11	UNLV 20	Williams 70-yd pass f/Brumfield
	4	3	2:01	FG	4th/10:40	SD 14	Gutierrez 29-yd FG
	11	73	3:32	TD	1st/11:23	SJSU 25	Cooks 4-yd pass f/Cordeiro
San Jose State	8	31	3:03	TD	1st/4:58	SD 31	Cordeiro 3-yd rush
	7	75	2:01	TD	3rd/2:31	SJSU 25	Loving-Black 32-yd pass f/Cordeiro
	10	75	3:56	TD	4th/2:59	SJSU 25	Hamilton 21-yd pass f/Cordeiro

MISCELLANEOUS STATISTICS

	San Diego State	Opponents
TOTAL SCORE	219	219
Time Spent in the Lead (<i>Tied 81:18</i>)	353:23	134:48
Total Plays - Yards	629-3,212	661-3,801
Plus Territory: Plays-Yards	223-875	240-1,124
Drives with Plays in Plus Territory (<i>OT not included</i>)	56-of-112	57-of-116
First Down Plays/Yards	269/1,257	289/1,624
Average on First Down	4.52	5.49
Rushes-Yards (Avg.)	181-956 (5.28)	150-719 (4.79)
Passes-Yards (Avg.)	84-401 (4.77)	133-904 (6.80)
First Down Sacked-Yards (recorded as a rush)	4-(-15)	6-(-36)
First Down Penalties by Opponent-Yards	4-34	4-37
First Down Penalties by Offense-Yards	20-159	12-92
First Downs Made	41	49
First Down Turnovers	7	6
First Down Touchdowns	9	11
Third Down Efficiency (Pct.)	41-133 (30.83)	58-139 (41.73)
Rushing (Pct.)	18-66 (27.27)	20-41 (48.78)
Passing (Pct.)	23-68 (33.82)	38-96 (39.58)
Third Down Sacked-Yards (recorded as a rush)	6-(-30)	14-(-85)
Conversion Penalties	0	5
Third Down Penalties by Opponent-Yards	2-30	8-85
Third Down Penalties by Offense-Yards	9-55	7-42
Yards Gained	760	922
Average Yards Gained/Att.	5.31	6.52
3rd & Long (9 or more yards)	8-51 (15.69)	9-43 (20.93)
3rd & Short (4 or fewer yards)	15-38 (39.47)	34-44 (77.27)
Third Down Turnovers	3	3
Third Down Touchdowns	4	8
Fourth Down Efficiency (yards)	11-13 (124)	2-7 (26)
Three and Outs or Less (Must Have Earned 1st Down or Scored)	49	53
Opponent Turnovers-Points (per Turnover)	18-37 (2.06)	16-42 (2.63)
* - indicates an additional turnover gained in overtime		
Scores-Times in the Red Zone (Points)	23-27 (103)	21-27 (126)
Plays-Yards	64-193	77-272
Third Down Efficiency	5-17	5-14
Scores-Times in Goal to Go (Points)	13-13 (60)	10-14 (67)
Plays-Yards	28-40	30-53
Explosive Plays (20-Plus Yards)	32	45
Rushing	12	12
Passing	20	32
Yards by Quarter:		
First	610	705
Second	961	900
Third	848	1,017
Fourth	760	936
Overtime	-	-

FIRST DOWNS EARNED

Name	Pass	Receive	Rush	Total
Armstead	0	1	11	12
Bell	0	1	9	10
Blake	0	1	1	2
Browning	0	0	1	1
Burmeister	12	1	7	20
Byrd	0	1	14	15
Christon	0	2	5	7
Crum	1	0	0	1
Davis	0	0	4	4
Greene	0	1	0	1
Haskell	0	0	1	1
Matthews	0	18	0	18
Mayden	54	0	13	66
Penny	0	6	0	6
Redman	0	3	0	3
Rudolph	0	1	0	1
Shavers	0	19	0	19
Shaw	0	12	0	12
TOTALS	67	67	66	200

MISCELLANEOUS STATISTICS

RESULT OF SAN DIEGO STATE TURNOVERS

Opponent	Qtr.	Turnover (Player)	Defender	Led To	Pts.*
Arizona	2	Interception (Burmeister)	Turner (INT)	Touchdown	7
	4	Fumble (Bell)	Shand (FF), Cage (FR)	Downs	0
Idaho State	3	Fumble (Burmeister)	Jones (FF), Brown (FR)	Punt	0
	3	Fumble (Byrd)	Trevino (FF), Trevino (FR)	Downs	0
Utah	2	Fumble (Greene)	Furey (FF), Savage (FR)	Touchdown	7
	3	Interception (Crum)	Reid (INT)	Touchdown	7
Toledo	3	Interception (Burmeister)	McDonald (INT)	Punt	0
Boise State	3	Interception (Burmeister)	Jones (INT)	Touchdown	7
Hawai'i	N/A				
Nevada	4	Fumble (Matthews)	Sanders (FF), Mateialona (FR)	Punt	0
Fresno State	3	Interception (Mayden)	Lockridge (INT)	Interception	0
	4	Fumble (Mayden)	Perales (FF), Hudson Jr (FR)	Blocked FG	0
	4	Interception (Mayden)	Carlton (INT)	Downs	0
UNLV	1	Interception (Mayden)	Johnson (INT)	Punt	0
San Jose State	1	Interception (Mayden)	Dansby (INT)	Touchdown	7

RESULT OF OPPONENT TURNOVERS

Opponent	Qtr.	Turnover (Player)	Defender	Led To	Pts.*
Arizona	2	Fumble (Singer)	Barfield (FF), Barfield (FR)	Touchdown	7
	2	Interception (de Laura)	Tumblin (INT)	Interception	0
Utah	4	Muffed Punt (Mataele)	Shaw (FR)	Touchdown	7
Toledo	2	Interception (Finn)	Barfield (INT)	Punt	0
	2	Fumble (Boone)	Tavai (FF), McDonald, Co. (FR)	Punt	0
	3	Interception (Finn)	Celestine (INT)	Punt	0
	4	Interception (Finn)	McDonald, Co. (INT)	Clock	0
Boise State	2	Muffed Punt (Ferguson-Reynolds)	Shavers (FR)	Touchdown	7
Hawai'i	4	Fumble (Bowens)	Co. McDonald (FF,FR)	Clock	0
Nevada	1	Fumble (Patton)	Shawcroft (FF), McMorris (FR)	Touchdown	7
	2	Interception (Illingworth)	Justus Tavai (INT)	FG	3
Fresno State	3	Interception (Haener)	Avinger (INT)	Touchdown	7
	4	Interception (Haener)	McMorris (INT)	Fumble	0
UNLV	2	Fumble (Brumfield)	Fountain (FR)	MFG	0
	2	Fumble (White)	Barfield (FF), Branch (FR)	Punt	0
San Jose State	3	Interception (Brumfield)	Malone (INT)	Punt	0
	4	Interception (Cordeiro)	Branch (INT)	Touchdown	7

Opponent's 13 turnovers resulted in 38 points for San Diego State

San Diego State's 13 turnovers resulted in 28 opponent points

+ - indicates turnover was gained in overtime

TURNOVER ANALYSIS

	TO	Opp. Pts.	TD/FG	Pts./TO*
San Diego State	14	35	5/0	2.50
Opponent	17	45	6/1	2.65

+ - indicates an additional turnover was lost in overtime

TURNOVERS LOST

Name	TO's Lost	Fum.	Int.	Points	^PPT
Bell	1	1	0	0	0.00
Burmeister	4	1	3	14	3.50
Byrd	1	1	0	0	0.00
Crum	1	0	1	7	7.00
Greene	1	1	0	7	7.00
Mayden	5	1	4	0	0.00
Matthews	1	1	0	0	0.00
TOTALS	14	5	8	28	2.65

TO'S Lost - turnovers lost. Fum. - fumbles lost. Int. - Interceptions thrown. Points - points scored by the opponent after a turnover. ^PPT - points per turnover scored by the opponent (does not include turnovers gained in overtime). NOTE: Total turnovers equals FUM and INT.

TURNOVERS GAINED

Name	#TAPO	FF	FR	Int.	Points	^PPT
Avinger	1	0	0	1	7	7.00
Barfield	4	2	1	1	7	3.50
Branch	2	0	1	1	0	0.00
Celestine	1	0	0	1	0	0.00
Fountain	1	0	1	0	0	0.00
Malone	1	0	0	1	0	0.00
McDonald, Co.	1	0	0	1	0	0.00
McDonald, Co.	2	1	2	0	0	0.00
McMorris	2	0	1	1	7	3.50
Shavers	1	0	1	0	7	7.00
Shaw	1	0	1	0	7	7.00
Shawcroft	1	1	0	0	7	7.00
Tavai, Jo.	1	1	0	0	0	0.00
Tavai, Ju.	1	0	0	1	3	3.00
Tumblin	1	0	0	1	0	0.00
TOTALS	21	5	8	9	45	2.50

#TAPO - turnovers a part of (FF, FR, Int.). FF - forced fumbles, FR - fumbles recovered. Int. - Interceptions. Points - points scored off an opponent's turnover (NOTE: fumbles forced and fumbles recovered are each awarded half the points for SDSU's score ex.: a touchdown and PAT after a fumble gives each player 3.50 points). ^PPT - points per turnover scored by SDSU (+ - indicates an additional turnover was gained in overtime. * - total turnovers equals FR and Int.)

MISCELLANEOUS STATISTICS

SAN DIEGO STATE BIG OFFENSIVE PLAYS (20+ YARDS) (29 overall)

Game	Player	Type	Down & Dist.	Yards
Arizona (0)				
Idaho State (6)	Burmeister	Rush	1st & 10	47
	Browning	Rush (Fake Punt)	4th & 4	26
	Byrd	Rush	1st & 10	53
	Armstead	Rush	1st & 10	23
	Christon	Rush	3rd & 1	34
	Armstead	Rush	2nd & 10	61
Utah (0)				
Toledo (3)	Byrd	Rush	1st & 10	37
	Byrd	Rush	1st & 10	43
	Christon	Rush	1st & 10	23
Boise State (1)	Burmeister/Matthews	Pass	3rd & 7	26
Hawai'i (4)	Mayden/Matthews	Pass	3rd & 5	25
	Mayden/Shavers	Pass	3rd & 9	41
	Mayden/Penny	Pass	3rd & 6	20
	Mayden/Shavers	Pass	2nd & 15	42
Nevada (4)	Mayden/Redman	Pass	3rd & 10	21
	Bell	Rush	1st & 10	24
	Mayden	Rush	3rd & 5	32
	Mayden/Penny	Pass	2nd & 15	22
Fresno State (8)	Mayden/Shaw	Pass	2nd & 9	23
	Mayden	Rush	1st & 10	28
	Mayden/Shavers	Pass	3rd & 11	21
	Mayden/Shavers	Pass	2nd & 7	32
	Mayden/Christon	Pass	1st & 10	26
	Mayden/Christon	Pass	3rd & 7	49
	Mayden/Blake	Pass	3rd & 2	29
	Browning	Rush (Fake Punt)	4th & 4	33
UNLV (4)	Mayden/Matthews	Pass	2nd & 12	24
	Mayden/Matthews	Pass	2nd & 8	28
	Mayden/Shavers	Pass	2nd & 12	24
	Mayden/Redman	Pass	1st & 10	24
San Jose State	Mayden/Shavers	Pass	2nd & 10	23
	Mayden/Shavers	Pass	2nd & 4	66
	Mayden	Rush	2nd & 3	21
	Mayden/Matthews	Pass	3rd & 5	20

RED indicates touchdown scored on the play

OPPONENT BIG OFFENSIVE PLAYS (20+ YARDS) (43 overall)

Game	Player	Type	Down & Dist.	Yards
Arizona (6)	de Laura/Cowing	Pass	3rd & 13	25
	de Laura/Singer	Pass	1st & 10	24
	de Laura/Cowing	Pass	1st & 10	29
	de Laura/McMillan	Pass	2nd & 7	37
	de Laura/Cowing	Pass	1st & 10	25
	de Laura/Cowing	Pass	3rd & 2	38
Idaho State (3)	Vander Waal/Guillory	Pass	2nd & 10	75
	Wallace/Hayes	Pass	1st & 10	25
	Gronauer/Fredrickson	Pass	2nd & 8	34
Utah (6)	Dixon	Rush	1st & 10	22
	Rising/Vele	Pass	1st & 10	20
	Rising/Kuithe	Pass	3rd & 3	30
	Bernard	Rush	2nd & 3	24
	Rising/Bernard	Pass	1st & 10	26
	Rising/Kincaid	Pass	2nd & 9	25
Toledo (3)	Finn/Boone	Pass	3rd & 6	28
	Finn/Kelly	Pass	1st & 10	20
	Finn/Blankumsee	Pass	1st & 15	36
Boise State (6)	Holani	Rush	2nd & 10	20
	Vidlak/Bowens	Pass	1st & 10	53
	Jeanty	Rush	1st & 10	24
	Jeanty	Rush	3rd & 2	32
	Green	Rush	1st & 10	39
	Holani	Rush	1st & 10	29
Hawai'i (3)	Schager/Bowens	Pass	3rd & 14	66
	Hines	Rush	1st & 10	27
	Parson	Rush	2nd & 7	22
Nevada (5)	Illingworth/Curtis	Pass	4th & 3	26
	Illingworth/Curtis	Pass	2nd & 16	20
	Illingworth/Casteel	Pass	2nd & 8	24
	Tava	Rush	1st & 10	26
	Illingworth/Campbell	Pass	4th & 7	23
Fresno State (6)	Haener/Pope	Pass	3rd & 12	21
	Haener/Remigio	Pass	3rd & 8	29
	Haener/Remigio	Pass	3rd & 12	21
	Haener/Pope	Pass	3rd & 10	39
	Haener/Pope	Pass	3rd & 4	20
	Haener/Remigio	Pass	1st & 10	37
UNLV (5)	Brumfield/White	Pass	2nd & 10	20
	Brumfield/Williams	Pass	1st & 10	70
	Brumfield/Williams	Pass	3rd & 4	23
	Robbins	Rush	3rd & 2	24
	Robbins	Rush	1st & 10	22
San Jose State (3)	Cardiero/Cooks	Pass	3rd & 3	27
	Cardiero/Loving-Black	Pass	2nd & 7	32
	Cardiero/Hamilton	Pass	2nd & 10	21

RED indicates touchdown scored on the play

SAN DIEGO STATE BIG OFFENSIVE PLAYS (20+ YARDS)

Name	Total	Rushing	Receiving	20-29	30-39	40-49	50-59	60-69	70-79	80-89	90-99
Armstead	2	2		1				1			
Bell	1	1		1							
Blake	1		1	1							
Browning	2	2		1	1						
Burmeister	1	1				1					
Byrd	3	3			1	1	1				
Christon	4	2	2	2	1	1					
Matthews	5		5	5							
Mayden	3	3		2	1						
Penny	2		2	2							
Redman	2		2	2							
Shavers	7		7	3	1	2		1			
Shaw	1		1	1							
SDSU TOTALS	34	14	20	21	5	5	1	2	0	0	0
OPPONENT	41	10	28	28	10	0	1	1	1	0	0

MISCELLANEOUS STATISTICS

SEASON HIGHS

POINTS SCORED

12, Jalen Mayden at Fresno State (Oct. 29)
 12, Jordan Byrd vs. Toledo (Sept. 24)
 12, Jordan Byrd vs. Idaho State (Sept. 10)
 10, Jack Browning at Nevada (Oct. 22)
 9, Jack Browning vs. Hawai'i (Oct. 8)

TOUCHDOWNS SCORED

2, Jalen Mayden at Fresno State (Oct. 29)
 2, Jordan Byrd vs. Toledo (Sept. 24)
 2, Jordan Byrd vs. Idaho State (Sept. 10)

MOST RUSHING ATTEMPTS

16, Jordan Byrd vs. Toledo (Sept. 24)
 14, Jaylon Armstead vs. UNLV (Nov. 5)
 13, Jordan Byrd at Boise State (Sept. 30)
 12, Chance Bell at Nevada (Oct. 22)

MOST RUSHING YARDS

115, Jordan Byrd vs. Toledo (Sept. 24)
 96, Jaylon Armstead vs. Idaho State (Sept. 10)
 85, Braxton Burmeister vs. Idaho State (Sept. 10)

MOST RUSHING TOUCHDOWNS

2, Jalen Mayden at Fresno State (Oct. 29)
 2, Jordan Byrd vs. Toledo (Sept. 24)
 1, Braxton Burmeister vs. Idaho State (Sept. 10)
 1, Jordan Byrd vs. Idaho State (Sept. 10)
 1, Cam Davis vs. Idaho State (Sept. 10)

LONGEST RUSH

61, Jaylon Armstead vs. Idaho State (Sept. 10)
 53, Jordan Byrd vs. Idaho State (Sept. 10)
 47, Braxton Burmeister vs. Idaho State (Sept. 10)
 43, Jordan Byrd vs. Toledo (Sept. 24)

MOST PASSING ATTEMPTS

36, Jalen Mayden vs. Hawai'i (Oct. 8)
 31, Jalen Mayden vs. UNLV (Nov. 5)
 26, Braxton Burmeister vs. Idaho State (Sept. 10)

MOST PASSING COMPLETIONS

24, Jalen Mayden vs. Hawai'i (Oct. 8)
 19, Jalen Mayden vs. UNLV (Nov. 5)
 19, Jalen Mayden at Fresno State (Oct. 29)
 15, Braxton Burmeister vs. Idaho State (Sept. 10)
 15, Jalen Mayden at Nevada (Oct. 22)

MOST PASSING YARDS

322, Jalen Mayden vs. Hawai'i (Oct. 8)
 216, Jalen Mayden vs. UNLV (Nov. 5)
 156, Jalen Mayden at Nevada (Oct. 22)

MOST PASSING TOUCHDOWNS

2, Jalen Mayden vs. UNLV (Nov. 5)
 1, Jalen Mayden vs. Hawai'i (Oct. 8)
 1, Kyle Crum at Utah (Sept. 17)
 1, Braxton Burmeister vs. Idaho State (Sept. 10)

LONGEST PASS

42, Jalen Mayden vs. Hawai'i (Oct. 8)
 41, Jalen Mayden vs. Hawai'i (Oct. 8)
 26, Braxton Burmeister at Boise State (Sept. 30)

MOST RECEPTIONS

8, Tyrell Shavers vs. Hawai'i (Oct. 8)
 6, Jesse Matthews vs. Hawai'i (Oct. 8)
 5, Jesse Matthews vs. UNLV (Nov. 5)
 5, Mekhi Shaw at Fresno State (Oct. 29)

MOST RECEIVING YARDS

149, Tyrell Shavers vs. Hawai'i (Oct. 8)
 84, Jesse Matthews vs. UNLV (Nov. 5)
 68, Jesse Matthews vs. Hawai'i (Oct. 8)
 54, Brionne Penny vs. Hawai'i (Oct. 8)

MOST RECEIVING TOUCHDOWNS

1, Jordan Byrd vs. Hawai'i (Oct. 8)
 1, Josh Nicholson at Utah (Sept. 17)
 1, Tyrell Shavers vs. Idaho State (Sept. 10)
 1, Tyrell Shavers vs. Arizona (Sept. 3)

LONGEST RECEPTION

42, Tyrell Shavers vs. Hawai'i (Oct. 8)
 41, Tyrell Shavers vs. Hawai'i (Oct. 8)
 28, Jesse Matthews vs. UNLV (Nov. 5. 30)

MOST FIELD GOALS

3, Jack Browning at Nevada (Oct. 22)
 3, Jack Browning vs. Hawai'i (Oct. 8)
 2, Jack Browning at Boise State (Sept. 30)
 2, Jack Browning vs. Arizona (Sept. 3)

LONGEST FIELD GOAL

50, Jack Browning vs. Toledo (Sept. 24)
 45, Jack Browning vs. Hawai'i (Oct. 8)
 44, Jack Browning vs. Arizona (Sept. 3)

MOST PUNTS

10, Jack Browning at Boise State (Sept. 30)
 9, Jack Browning vs. Toledo (Sept. 24)
 8, Jack Browning at Utah (Sept. 17)

HIGHEST PUNTING AVERAGE

50.2, Jack Browning vs. UNLV (Nov. 5)
 49.5, Jack Browning at Boise State (Sept. 30)
 47.5, Jack Browning vs. Idaho State (Sept. 10)

LONGEST PUNT

61, Jack Browning vs. UNLV (Nov. 5)
 59, Jack Browning vs. Idaho State (Sept. 10)
 57, Jack Browning vs. Arizona (Sept. 3)

LONGEST PUNT RETURN

66, Jordan Byrd vs. Idaho State (Sept. 10)
 36, Tyrell Shavers at Boise State (Sept. 30)

MOST PUNT RETURN YARDS

75, Jordan Byrd vs. Idaho State (Sept. 10)
 50, Tyrell Shavers at Boise State (Sept. 30)
 22, Jordan Byrd vs. Arizona (Sept. 3)

LONGEST KICKOFF RETURN

36, Jordan Byrd vs. Idaho State (Sept. 10)
 33, Jordan Byrd at Nevada (Oct. 22)
 31, Brionne Penny vs. Toledo (Sept. 24)

MOST KICKOFF RETURN YARDS

64, Jordan Byrd vs. Arizona (Sept. 3)
 45, Jordan Byrd vs. Toledo (Sept. 24)

MOST ALL-PURPOSE YARDS

169, Jordan Byrd vs. Idaho State (Sept. 10)
 163, Jordan Byrd vs. Toledo (Sept. 24)
 108, Jordan Byrd vs. Arizona (Sept. 3)

MOST TACKLES

11, Michael Shawcroft vs. UNLV (Nov. 5)
 10, Michael Shawcroft at Fresno State (Oct. 29)
 9, Michael Shawcroft vs. Toledo (Sept. 24)
 9, Dav Vaugh Celestine vs. Idaho State (Sept. 10)

MOST SACKS

2, Jonah Tavai at Nevada (Oct. 22)
 1, 9x, last: Michael Shawcroft at Nevada (Oct. 22)

MOST TACKLES FOR LOSS

3, Keshawn Banks at Nevada (Oct. 22)
 2.5, Caden McDonald vs. Idaho State (Sept. 10)
 2.0, Garret Fountain vs. Toledo (Sept. 24)
 2.0, Jonah Tavai, vs. Toledo (Sept. 24)
 2.0, Michael Shawcroft vs. Idaho State (Sept. 10)

MOST INTERCEPTIONS

1, 9x, last Dez Malone (Nov. 5)

LONGEST INTERCEPTION RETURN

31, Dez Malone at Boise State (Sept. 30)

RED indicates touchdown scored on play

THIRD DOWN EFFICIENCY ANALYSIS

	Total	Pct.	1	2	3	4	5	6	7	8	9	10	11+	Longest Converted
SAN DIEGO STATE	42-132	28.80	6-9	4-10	3-5	3-11	3-9	2-9	5-10	2-9	3-6	4-18	5-36	3rd & 16 - vs. San Jose State
OPPONENTS	58-132	41.27	13-17	8-10	4-5	7-11	3-13	2-5	4-12	4-12	2-10	2-13	8-29	3rd & 16 - at Nevada

GOAL TO GO

	No.	Score	TD	FG	MFG	Downs	TOs	Half	Game	Points^	PPP
SAN DIEGO STATE	12	12	6	6	0	0	0	0	0	60	5.00
OPPONENTS	17	13	12	1	0	0	0	0	0	87	5.12

^ - does not include PAT. PPP - points per possession

PUNT ANALYSIS

	Punts	Yards	Avg.	TB	Returns	Yards	Avg.	Net Avg.	Pct. Not Returned	In 20	In 10	In 5	Opp. Territory No.	Yds.	Adj. 50 & Out No.	Avg.
Jack Browning	55	2,517	45.76	6	22	151	6.86	41.41	60.00	26	16	6	11	419	44	47.68
TEAM	1	12	12.00	0	0	0	0.00	12.00	100.0	0	0	0	0	0	0	0
TOTAL	56	2,529	45.16	5	22	151	6.86	41.00	60.71	26	16	6	11	419	44	47.68
OPPONENTS	63	2,332	37.02	5	24	128	5.33	34.03	58.62	9	5	4	11	510	52	35.03

Returns - times the opponent returned a punt. Yards - yards for the returned punts. Avg. - yards per returned punt. Pct. Not Returned - percent of punts that were not returned. In 20 - inside the 20. In 10 - inside the 10. In 5 - inside the 5. Opp. Territory - number and yards of punts inside opponents territory. Adj. 50 & Out - punt average excluding punts inside opponents territory.

KICKOFF ANALYSIS

	Total	RET	FC	MUF	NA	TB	In 20	In 25	OB	OnS	Squib	Total YL	Return YL	AFP	AFP w/R
Jack Browning	45	17	1	0	0	27	17	1	0	0	0	1531	660	23.57	22.15
Jarrett Reeser	4	2	0	0	0	1	0	0	1	0	0	101	41	25.25	-
TOTAL	49	19	0	0	0	27	17	1	1	0	0	1632	701	23.37	22.15
OPPONENTS	47	24	2	0	0	12	3	4	3	1	3	1286	535	25.25	27.52

Does not include penalties. RET - no. of returns. FC - fair catch. MUF - muffed. NA - no attempt at a return. TB - touchback. In 20 - inside 20. In 25 - inside 25. OB out of bounds. OnS - onsides (does not count for AFP or AFP w/R). Squib - squibs. Total YL - opponent total yard line. Return YL - opponent total yard line on returns. AFP - average field position on kickoffs. AFP w/R - average position on returned kickoffs

LAST TIME IT HAPPENED

TEAM	San Diego State	Opponent
Scored, 60 or More Points	Nov. 3, 1990 vs. Utah (66)	Nov. 26, 2016 vs. Colorado State* (63)
Scored, 50 or More Points	Nov. 4, 2017 at San José State* (52)	Nov. 26, 2016 vs. Colorado State* (63)
Scored, 40 or More Points	Nov. 12, 2022 vs. San Jose State (43)	Dec. 4, 2021 vs. Utah State (46)
Scored, 30 or More Points	Sept. 10, 2022 vs. Idaho State (38)	Sept. 30, 2022 at Boise State* (35)
Total Offense, 600 Yards or More	Nov. 4, 2017 at San José State* (648)	Sept. 10, 2016 vs. California (604)
Total Offense, 500 Yards or More	Oct. 31, 2020 at Utah State* (570)	Nov. 24, 2018 vs. Hawai'i* (at) (516)
Total Offense, 400 Yards or More	Nov. 12, 2022 vs. Fresno State (425)	Sept. 30, 2022 at Boise State* (450)
Total Offense, 85 or More Plays	Oct. 26, 2013 vs. No. 15 Fresno State* (87)	Dec. 23, 2017 vs. ArmyWest Point (91)
Total Offense, 75 or More Plays	Dec. 21, 2021 vs. No. 24/25 UTSA (76)	Nov. 26, 2021 vs. Boise State* (77)
30 or More First Downs	Dec. 21, 2021 vs. No. 24/25 UTSA (31)	Dec. 23, 2017 vs. Army West Point (31)
25 or More First Downs	Dec. 21, 2021 vs. No. 24/25 UTSA (31)	Sept. 3, 2022 vs. Arizona (25)
Two-Point Conversion	Sept. 18, 2021 vs. Utah	Sept. 18, 2021 vs. Utah
Rushing, 500 Yards or More	Nov. 4, 2017 at San José State* (554)	Has not occurred
Rushing, 400 Yards or More	Oct. 31, 2020 at Utah State* (407)	Dec. 23, 2017 vs. Army West Point (440)
Rushing, 300 Yards or More	Sept. 10, 2022 vs. Idaho State (392)	Sept. 30, 2022 at Boise State (316)
Rushing, 80 or More Attempts	Has not occurred	Dec. 23, 2017 vs. Army West Point (87)
Rushing, 70 or More Attempts	Nov. 4, 2017 at San José State* (71)	Dec. 23, 2017 vs. Army West Point (87)
Rushing, 60 or More Attempts	Nov. 4, 2017 at San José State* (71)	Dec. 23, 2017 vs. Army West Point (87)
Rushing, 50 or More Attempts	Sept. 11, 2021 at Arizona (55)	Nov. 28, 2020 at Colorado (53)
Rushing, 7 or More Touchdowns	Sept. 14, 1991 vs. Pacific (7)	Oct. 18, 2008 at New Mexico* (8)
Rushing, 6 or More Touchdowns	Nov. 4, 2017 at San José State* (6)	Oct. 18, 2008 at New Mexico* (8)
Rushing, 5 or More Touchdowns	Nov. 4, 2017 at San José State* (6)	Sept. 30, 2022 at Boise State* (5)
Rushing, 4 or More Touchdowns	Oct. 9, 2021 vs. New Mexico* (4)	Sept. 30, 2022 at Boise State* (5)
Passing, 500 Yards or More	Nov. 20, 2010 vs. No. 25 Utah* (528)	Sept. 10, 2016 vs. California (522)
Passing, 400 Yards or More	Dec. 17, 2011 vs. La.-Lafayette (413)	Nov. 24, 2018 vs. Hawai'i* (at) (452)
Passing, 300 Yards or More	Oct. 8, 2022 vs. Hawai'i (332)	Dec. 4, 2021 vs. Utah State (318)
Passing, 50 or More Attempts	Aug. 31, 2013 vs. Eastern Illinois (64)	Sept. 18, 2021 vs. Utah (3ot) (58)
Passing, 40 or More Attempts	Nov. 23, 2019 vs. at Hawai'i* (40)	Sept. 24, 2022 vs. Toledo (40)
Passing, 30 or More Attempts	Oct. 8, 2022 vs. Hawai'i (36)	Sept. 17, 2022 at Utah (30)
Passing, 30 or More Completions	Nov. 6, 2020 vs. San José State* (30)	Nov. 13, 2021 vs. Nevada* (34)
Passing, 25 or More Completions	Nov. 23, 2019 vs. at Hawai'i* (25)	Dec. 4, 2021 vs. Utah State (29)
Passing, 20 or More Completions	Oct. 8, 2022 vs. Hawai'i (24)	Sept. 24, 2022 vs. Toledo (22)
Passing, 6 or More Touchdowns	Oct. 24, 2009 at Colorado State* (6)	Has not occurred
Passing, 5 or More Touchdowns	Oct. 24, 2009 at Colorado State* (6)	Nov. 26, 2016 vs. Colorado State* (5)
Shut Out	Aug. 31, 2019 vs. Weber State (W, 6-0)	Dec. 19, 2018 vs. Ohio (L, 0-27)
Shut Out Through 3 Quarters	Sept. 24, 2022 vs. Toledo (W, 17-14)	Sept. 14, 2022 at Utah (L, 7-35)
Shut Out Through Halftime	Sept. 30, 2022 at Boise State* (L, 13-35)	Oct. 8, 2022 vs. Hawai'i (L, 14-16)
Shut Out Through 1 Quarter	Sept. 30, 2022 at Boise State* (L, 13-35)	Oct. 22, 2022 at Nevada (L, 7-23)
Recorded a Safety	Nov. 12, 2022 vs. San Jose State* (W, 43-27)	Dec. 4, 2021 vs. Utah State (L, 13-46)
Allowed No Offensive Touchdowns	Oct. 9, 2021 vs. New Mexico* (W, 31-7)	Nov. 28, 2020 at Colorado (L, 10-20)
Allowed 200 Yards or Less Total Offense	Sept. 30, 2022 at Boise State (114)	Sept. 30, 2022 at Boise State* (114)
Allowed 100 Yards or Less Total Offense	Oct. 3, 2015 vs. Fresno State* (89)	Oct. 4, 2008 at TCU* (85)
Allowed 50 Yards or Less Rushing	Nov. 12, 2022 vs. San Jose State* (28)	Oct. 22, 2022 at Nevada (34)
Allowed 100 Yards or Less Rushing	Sept. 10 vs. Idaho State (80)	Oct. 22, 2022 at Nevada (34)
Allowed 100 Yards or Less Passing	Oct. 23, 2021 at Air Force* (72)	Sept. 30, 2022 at Boise State* (33)
Allowed 10 First Downs or Fewer	Sept. 14, 2022 at Utah (9)	Sept. 30, 2022 at Boise State* (6)
Did Not Commit a Turnover	Oct. 8, 2022 vs. Hawai'i (0)	Oct. 26, 2019 at UNLV* (0)
Recorded 6 or More Turnovers	Sept. 5, 2015 vs. San Diego (6)	Has not occurred
Recorded 5 or More Turnovers	Dec. 21, 2019 vs. Central Michigan (5)	Has not occurred
Intercepted 5 or More Passes	Sept. 5, 2015 vs. San Diego (5)	Sept. 23, 2016 vs. Utah* (5)
Intercepted 4 or More Passes	Dec. 17, 2016 vs. Houston (4)	Aug. 31, 2013 vs. Eastern Illinois (4)
Intercepted 3 or More Passes	Sept. 24, 2022 vs. Toledo (3)	Sept. 6, 2014 at No. 21 North Carolina (3)
Recovered 4 Fumbles	Dec. 23, 2014 vs. Navy (4)	Nov. 16, 2013 at Hawai'i* (4)
Recovered 3 Fumbles	Oct. 23, 2015 vs. Utah State* (3) S	ept. 26, 2015 at Penn State (3)

LAST TIME IT HAPPENED

TEAM	San Diego State	Opponent
Scored a Defensive Touchdown	Oct. 22, 2022 at Nevada	Oct. 22, 2022 at Nevada * (fumble return)
Recorded 10 or More Tackles For Loss	Oct. 9, 2021 vs. New Mexico (10)	Nov. 28, 2020 at Colorado (11)
Recorded 5 or More Sacks	Sept. 4, 2021 vs. New Mexico State (5)	Aug. 31, 2018 at No. 13/13 Stanford (5)
No Penalties	Sept. 23, 2017 at Air Force*	Dec. 19, 2018 vs. Ohio
Time of Possession, 35 plus minutes	Dec. 21, 2021 vs. No. 24/25 UTSA (37:51)	Nov. 28, 2020 at Colorado (37:28)

INDIVIDUAL

RUSHING

Rushing, 300 Yards or More	300, by Marshall Faulk vs. Hawai'i*, W - 52-28, Nov. 14, 1992
Rushing, 250 Yards or More	253, by Rashaad Penny at Hawai'i*, W - 28-7, Oct. 28, 2017
Rushing, 200 Yards or More	221, by Rashaad Penny vs. Army West Point, L - 35-42, Dec. 23, 2017
Rushing, 150 Yards or More	161, by Greg Bell vs. New Mexico State, W - 28-10, Sept. 4, 2021
Rushing, 100 Yards or More	115, by Jordan Byrd vs. Toledo, W - 17-14, Sept. 24, 2022
Had two 100-yard Rushers	118, by Jordan Byrd and 116, by Chance Bell at New Mexico State, W - 31-10, Sept. 14, 2019
Rushing, 40 Times or More	40, by Lynell Hamilton vs. Wyoming*, W - 25-20, Oct. 25, 2003
Rushing, 35 Times or More	36, by Juwan Washington vs. Sacramento State, W - 28-14, Sept. 8, 2018
Rushing, 30 Times or More	33, by Greg Bell vs. Utah, W - 33-31 (3ot), Sept. 18, 2021
Rushing, 25 Times or More	26, by Greg Bell vs. No. 24/25 UTSA, W - 38-24, Dec. 21, 2021
Rushing, 4 Touchdowns or More	4, by Rashaad Penny vs. Army West Point, L - 35-42, Dec. 23, 2017
Rushing, 3 Touchdowns or More	3, by Juwan Washington vs. Sacramento State, W - 28-14, Sept. 8, 2018
Rushing, 2 Touchdowns or More	2, by Jordan Byrd vs. Toledo, W - 17-14, Sept. 24, 2022
Had a run of 90 yards or More	95, by Rashaad Penny at Arizona State, W - 30-20, Sept. 9, 2017
Had a run of 80 yards or More	81, by Rashaad Penny vs. Army West Point, L - 35-42, Dec. 23, 2017
Had a run of 70 yards or More	73, by Jordan Byrd at Utah State*, W - 38-7, Oct. 31, 2020
Had a run of 60 yards or More	61, by Jaylan Armstead vs. Idaho State W - 38-7, Sept. 10, 2022
Had a run of 50 yards or More	53, by Jordan Byrd vs. Idaho State W - 38-7, Sept. 10, 2022

PASSING

Passing, 500 Yards or More	528, by Ryan Lindley vs. No. 25 Utah*, L - 34-38, Nov. 20, 2010
Passing, 400 Yards or More	413, by Ryan Lindley vs. Louisiana-Lafayette, L - 30-32, Dec. 17, 2011
Passing, 300 Yards or More	332, by Jalen Mayden vs. Hawai'i W - 16-14, Oct. 8, 2022
Attempted 50 or More Passes	63, by Adam Dingwell vs. Eastern Illinois, L - 19-40, Aug. 31, 2013
Attempted 40 or More Passes	47, by Ryan Agnew vs. Fresno State*, W - 17-7, Nov. 15, 2019
Attempted 30 or More Passes	36, by Jalen Mayden vs. Hawai'i W - 16-14, Oct. 8, 2022
Completed 40 or More Passes	40, by Todd Santos vs. Stanford, L - 40-44, Oct. 17, 1987
Completed 35 or More Passes	36, by Ryan Lindley vs. No. 25 Utah*, L - 34-38, Nov. 20, 2010
Completed 30 or More Passes	33, by Ryan Agnew vs. Fresno State*, W - 17-7, Nov. 15, 2019
Threw Six Touchdown Passes	6, by Ryan Lindley at Colorado State*, W - 42-28, Oct. 24, 2009
Threw Five Touchdown Passes	6, by Ryan Lindley at Colorado State*, W - 42-28, Oct. 24, 2009
Threw Four Touchdown Passes	4, by Ryan Lindley vs. Cal Poly, W - 49-21, Sept. 3, 2011
Threw Three Touchdown Passes	3, by Jalen Mayden vs. San Jose State*, W - 43-27, Nov. 12, 2022
Completed a Pass of 80 Yards or More	89, by Christian Chapman to Fred Trevillion vs. Boise State*, L - 14-31, Oct. 14, 2017
Completed a Pass of 70 Yards or More	73, by Jordan Brookshire to Daniel Bellinger at Arizona, W - 38-14, Sept. 11, 2021
Completed a Pass of 60 Yards or More	66 by Jalen Mayden to Tyrell Shavers vs. San Jose State*, W - 43-27, Nov. 12, 2022
Completed a Pass of 50 Yards or More	66 by Jalen Mayden to Tyrell Shavers vs. San Jose State*, W - 43-27, Nov. 12, 2022

RECEIVING

Caught 15 or More Passes	15, by DeMarco Sampson at Colorado State*, W - 42-28, Oct. 24, 2009
Caught 10 or More Passes	11, by Jesse Matthews vs. No. 24/25 UTSA, W - 38-24, Dec. 21, 2021
Had 200 or More Yards Receiving	257, by DeMarco Sampson at Colorado State*, W - 42-28, Oct. 24, 2009
Had 150 or More Yards Receiving	175, by Jesse Matthews vs. No. 24/25 UTSA, W - 38-24, Dec. 21, 2021
Had 100 or More Yards Receiving	111, by Tyrell Shavers vs. San Jose State*, W - 43-27, Nov. 12, 2022
Had two 100-yard Receivers	125, by Gavin Escobar and 102, by Colin Lockett vs. Fresno State, W - 35-28, Dec. 3, 2011
Caught Three or More TDs	3, by Jesse Matthews at UNLV*, W - 28-20, Nov. 19, 2021
Caught Two or More TDs	2, by Jesse Matthews vs. No. 24/25 UTSA, W - 38-24, Dec. 21, 2021

TOTAL OFFENSE

Had 500 or More Yards Total Offense	518, by Ryan Lindley vs. No. 25 Utah, L - 34-38, Nov. 20, 2010
Had 400 or More Yards Total Offense	419, by Ryan Lindley vs. Louisiana-Lafayette, L - 30-32, Dec. 17, 2011
Had 100 Yards Both Passing and Rushing	229 (passing), 101 (rushing), by Kevin O'Connell at Brigham Young*, L - 16-49, Nov. 6, 2004

SCORING

Accounted for Five or More TDs	5, by Ryan Katz vs. Hawai'i*, W - 52-14, Oct. 6, 2012
Accounted for Four or More TDs	4, by Jalen Mayden, L - 28-32, Oct. 22, 2022
Accounted for Three or More TDs	4, by Jalen Mayden, L - 28-32, Oct. 22, 2022

LAST TIME IT HAPPENED

RETURNS

Returned a Fumble for a Touchdown
 Returned an Interception for a Touchdown
 Returned a Kickoff for a Touchdown
 Returned a Punt for a Touchdown
 Returned a Two-Point Conversion
 Returned a Blocked Punt for a Touchdown
 Returned a Blocked Field Goal for a Touchdown

32, by Patrick McMorris at Nevada, W - 23-7, Oct. 22, 2022
 17, by Andrew Aleki at UNLV*, W - 28-20, Nov. 19, 2021
 95, by Jordan Byrd vs. San Jose State*, W - 43-27, Nov. 12, 2022
 66, by Jordan Byrd vs. Idaho State, W - 38-7, Sept. 10, 2022
 David Lamar at New Mexico State, W - 26-16, Sept. 28, 2013
 Tyrell Shavers at Boise State*, L - 13-35, Sept. 30, 2022
 Has not happened since start of 2003 season

DEFENSE

Intercepted Three or More Passes
 Intercepted Two or More Passes
 Recovered Three or More Fumbles
 Recovered Two or More Fumbles
 Recorded 15 or More Tackles
 Recorded 10 or More Tackles
 Recorded Three or More Quarterback Sacks
 Recorded Two Quarterback Sacks
 Recorded Four Tackles for Loss
 Recorded Three Tackles for Loss

3, by Luq Barcoo at Colorado State*, W - 24-10, Oct. 5, 2019
 2, by Patrick McMorris vs. Boise State*, W - 27-16, Nov. 26, 2021
 Has not occurred
 2, by Kirk Morrison at New Mexico*, L - 8-15, Nov. 9, 2002
 15, by Kyhava Tezino vs. Air Force*, W - 21-17, Oct. 12, 2018
 11, by Michael Shawcroft vs. UNLV, W - 14-10, Nov. 5, 2022
 3.0, by Jonah Tavai vs. Boise State*, W - 27-16, Nov. 26, 2021
 2.5, by Jonah Tavai vs. Fresno State*, L - 28-32, Oct. 29, 2022
 4.0, by Jay Henderson vs. Northern Illinois, W - 34-28, Sept. 30, 2017
 3.5, by Jonah Tavai vs. Boise State*, W - 27-16, Nov. 26, 2021

SPECIAL TEAMS

Scored 15 or More Points Kicking
 Scored 10 or More Points Kicking
 Kicked Five or More Field Goals
 Kicked Four or More Field Goals
 Kicked Three or More Field Goals
 Kicked Two Field Goals of 50 or More Yards
 Kicked a 50-yard Field Goal
 Kicked a Punt 70 or More Yards
 Kicked a Punt 60 or More Yards
 Punted Nine or More Times
 Totaled 100 or More Kick Return Yards
 Totaled 100 or More Punt Return Yards
 Blocked a Punt
 Blocked a Field Goal
 Blocked a PAT

18, by Matt Araiza vs. Central Michigan, W - 48-11, Dec. 21, 2019
 11, by Matt Araiza vs. Nevada*, W - 23-21, Sept. 25, 2021
 Has not occurred
 4, by John Baron at Utah State*, - W - 40-13, Oct. 26, 2016
 3, by Jack Browning at Nevada, W - 23-7, Oct. 22, 2022
 51 and 50, by Chris O'Brien vs. New Mexico, W - 37-31, Nov. 17, 1984
 50, by Jack Browning vs. Toledo, W - 17-14, Sept. 24, 2022
 79, by Matt Araiza at Hawai'i*, W - 17-10, Nov. 6, 2021
 61, by Jack Browning vs. UNLV*, W - 14-10, Nov. 5, 2022
 10, by Jack Browning at Boise State*, L - 13-35, Sept. 30, 2022
 126, by Jordan Byrd vs. Utah, W - 33-31 (3ot), Sept. 18, 2021
 106, by Lloyd Mills vs. South Alabama, L - 27-34 (ot), Sept. 19, 2015
 Tyrell Shavers at Boise State*, L - 13-35, Sept. 30, 2022
 Cedarius Barfield at Fresno State, L - 28-32, Oct. 29, 2022
 Caden McDonald vs. Utah State, L, 13-46, Dec. 4, 2021