



Officials: Gregory Nixon, Mike Littlewood, Shawn Lehigh

New Mexico - 67

Record: 14-1 (2-1)

NO.	Name	F	Min	FG			3P			FT			Rebounds			Fouls		TP	AS	TO	ST	Blocks		+/-
				M-A	M-A	M-A	OR	DR	TOT	PF	FD	BS	BA											
24	Morris Udeze	F	34:34	8-12	0-0	2-3	2	5	7	2	4	18	0	2	2	0	0	2	2	0	0	-3		
53	Josiah Allick	F	34:57	2-6	1-3	2-2	1	4	5	1	4	7	2	2	1	0	0	2	1	0	0	0		
5	Jamal Mashburn, Jr.	G	38:22	9-19	2-3	2-3	2	2	4	3	2	22	2	2	3	0	2	3	0	2	-2			
10	Jaelen House	G	38:01	6-14	1-1	3-3	1	5	6	5	5	16	1	6	4	1	0	4	1	0	-2			
13	Javonté Johnson	G	29:22	1-3	0-2	0-0	0	4	4	2	1	2	1	0	0	0	0	0	0	0	-3			
2	Donovan Dent		18:58	0-2	0-1	0-0	0	2	2	0	1	0	0	0	2	1	0	1	0	1	-7			
3	Sebastian Forsling		05:26	1-1	0-0	0-0	0	0	0	2	0	2	0	2	0	0	0	0	0	0	-1			
1	Braden Appelhans		00:20	0-0	0-0	0-0	0	0	0	0	0	0	0	0	0	0	0	0	0	0	-2			
Team							1	1	2			0			0									
<b>Totals</b>				27-57	4-10	9-11	7	23	30	15	17	67	6	16	11	1	3	-4						

Shooting By Period		
1st FG%	13-29	44.8%
3PT%	2-5	40.0%
FT%	4-5	80%
2nd FG%	14-28	50.0%
3PT%	2-5	40.0%
FT%	5-6	83.3%
GM FG%	27-57	47.4%
3PT%	4-10	40.0%
FT%	9-11	81.8%

Dead Ball Rebounds: 0, 0

Technical Fouls: NONE

Fresno State - 71

Record: 6-8 (2-1)

NO.	Name	F	Min	FG			3P			FT			Rebounds			Fouls		TP	AS	TO	ST	Blocks		+/-
				M-A	M-A	M-A	OR	DR	TOT	PF	FD	BS	BA											
11	Isaih Moore	F	23:01	7-12	0-0	2-2	1	7	8	3	2	16	0	1	2	0	0	1	2	0	0	-4		
1	Jemarl Baker Jr.	G	33:47	4-13	1-7	4-4	0	1	1	2	5	13	5	5	1	0	0	5	1	0	0	-3		
3	Isaiah Hill	G	36:01	4-8	2-5	4-6	0	4	4	2	3	14	4	3	0	0	1	3	0	1	2			
23	Leo Colimerio	G	28:22	1-2	1-1	0-0	1	1	2	1	0	3	1	3	1	0	0	1	0	0	-1			
25	Anthony Holland	G	28:55	2-3	2-3	0-0	1	4	5	3	1	6	3	0	1	0	0	3	0	1	0	3		
35	Eduardo Andre		15:57	5-6	0-1	2-4	2	6	8	4	3	12	0	2	4	2	0	2	4	2	0	7		
5	Jordan Campbell		21:52	2-6	0-2	0-0	0	0	0	1	1	4	2	1	0	1	0	1	0	1	0	7		
22	Destin Whitaker		12:05	1-2	1-2	0-0	0	2	2	1	0	3	0	0	0	0	0	0	0	0	0	9		
Team							1	0	1			0			0									
<b>Totals</b>				26-52	7-21	12-16	6	25	31	17	15	71	15	15	9	3	1	4						

Shooting By Period		
1st FG%	16-31	51.6%
3PT%	4-13	30.8%
FT%	0-2	0%
2nd FG%	10-21	47.6%
3PT%	3-8	37.5%
FT%	12-14	85.7%
GM FG%	26-52	50.0%
3PT%	7-21	33.3%
FT%	12-16	75.0%

Dead Ball Rebounds: 1, 0

Technical Fouls: NONE

	NM	FS
Biggest lead	7 (2 <sup>nd</sup> 11:40)	8 (1 <sup>st</sup> 1:50)
Best Scoring Run	8 (2 <sup>nd</sup> 18:52)	8 (1 <sup>st</sup> 1:50)
Lead Changes	19	
Times Tied	13	
Time with Lead	16:08	16:28

Points from	NM	FS
Turnovers	8	21
Paint	42	36
Second Chance	6	11
Fast Breaks	14	5
Bench	2	19

	Period by Period Scoring		
	1st	2nd	TOT
NM	32	35	67
FS	36	35	71



## Period 1

## Quarter Starters:

FS	1 Baker Jr. J	3 Hill I	11 Moore I	23 Colimerio L	25 Holland A
NM	5 Mashburn, Jr. J	10 House J	13 Johnson J	24 Udeze M	53 Allick J

Game Time	FS	Score	Diff	NM
20:00	11 MOORE I jumpball lost			24 UDEZE M jumpball won
19:48	1 BAKER JR. J steal (1)			53 ALLICK J turnover lost ball (1)
19:39	11 MOORE I 2pt FG from turnover in the paint, jump shot missed			
19:33				10 HOUSE J defensive rebound (1)
19:29		0-2	-2	24 UDEZE M 2pt FG in the paint, dunk, made (2)
19:05	23 COLIMERIO L turnover bad pass (1)			24 UDEZE M steal (1)
18:53				53 ALLICK J 2pt FG from turnover in the paint, jump shot missed
18:50	11 MOORE I defensive rebound (1)			
18:45	11 MOORE I foul offensive (1 - 1)			24 UDEZE M foul drawn (1)
18:45	11 MOORE I turnover offensive (1)			
18:36				10 HOUSE J turnover travel (1)
18:21	11 MOORE I 2pt FG from turnover outside the paint, jump shot missed			
18:19				10 HOUSE J defensive rebound (2)
18:15	25 HOLLAND A steal (1)			10 HOUSE J turnover lost ball (2)
18:11	3 HILL I 2pt FG fast break from turnover in the paint, layup made (2)	2-2	0	
18:11	25 HOLLAND A assist (1)			
17:52		2-4	-2	10 HOUSE J 2pt FG in the paint, jump shot made (2)
17:36	11 MOORE I 2pt FG in the paint, layup made (2)	4-4	0	
17:36	1 BAKER JR. J assist (1)			
17:07		4-6	-2	5 MASHBURN, JR. J 2pt FG in the paint, jump shot made (2)
16:54	11 MOORE I 2pt FG in the paint, dunk, made (4)	6-6	0	
16:54	1 BAKER JR. J assist (2)			
16:36				24 UDEZE M 2pt FG in the paint, jump shot missed
16:33	1 BAKER JR. J defensive rebound (1)			
16:20	1 BAKER JR. J 3pt FG , jump shot made (3)	9-6	3	
16:20	25 HOLLAND A assist (2)			
16:03		9-8	1	13 JOHNSON J 2pt FG outside the paint, jump shot made (2)
15:47	3 HILL I 3pt FG , jump shot missed			
15:44				13 JOHNSON J defensive rebound (1)
15:37		9-10	-1	5 MASHBURN, JR. J 2pt FG in the paint, jump shot made (4)
15:11	1 BAKER JR. J turnover lost ball (1)			24 UDEZE M steal (2)
15:03				24 UDEZE M 2pt FG from turnover in the paint, layup missed
15:01				24 UDEZE M offensive rebound (1)
15:00				24 UDEZE M turnover travel (1)
15:00	Timeout media			
15:00	11 MOORE I substitution out			
15:00	35 ANDRE E substitution in			
14:39	1 BAKER JR. J foul drawn (1)			5 MASHBURN, JR. J foul personal (1 - 1)
14:29	1 BAKER JR. J 2pt FG from turnover in the paint, jump shot made (5)	11-10	1	
14:14		11-12	-1	24 UDEZE M 2pt FG in the paint, dunk, made (4)
14:14				53 ALLICK J assist (1)



**New Mexico at Fresno State**

01/03/23 Save Mart Center, Fresno  
2022-23 Men's Basketball

**Game Time:** 8:00 PM  
**Game Duration:** 1:58  
**Attendance:** 4,868

**Officials:** Gregory Nixon, Mike Littlewood, Shawn Lehigh

Game Time	FS	Score	Diff	NM
13:50	23 COLIMERIO L foul offensive (1 - 2)			53 ALLICK J foul drawn (1)
13:50	23 COLIMERIO L turnover offensive (2)			
13:50				13 JOHNSON J substitution out
13:50				2 DENT D substitution in
13:33				53 ALLICK J 3pt FG from turnover, jump shot missed
13:30	3 HILL I defensive rebound (1)			
13:24	1 BAKER JR. J 3pt FG , jump shot missed			
13:22				10 HOUSE J defensive rebound (3)
13:18		<b>11-15</b>	<b>-4</b>	10 HOUSE J 3pt FG fast break, jump shot made (5)
12:56	35 ANDRE E 2pt FG in the paint, jump shot made (2)	<b>13-15</b>	<b>-2</b>	
12:56	3 HILL I assist (1)			
12:36				53 ALLICK J 2pt FG in the paint, layup missed
12:33	35 ANDRE E defensive rebound (1)			
12:30	25 HOLLAND A 3pt FG , jump shot made (3)	<b>16-15</b>	<b>1</b>	
12:30	1 BAKER JR. J assist (3)			
12:12				5 MASHBURN, JR. J 2pt FG outside the paint, jump shot missed
12:10	25 HOLLAND A defensive rebound (1)			
11:52	35 ANDRE E 2pt FG in the paint, layup made (4)	<b>18-15</b>	<b>3</b>	
11:27		<b>18-17</b>	<b>1</b>	5 MASHBURN, JR. J 2pt FG in the paint, jump shot made (6)
11:04	35 ANDRE E 3pt FG , jump shot missed			
10:52				53 ALLICK J defensive rebound (1)
10:47		<b>18-19</b>	<b>-1</b>	24 UDEZE M 2pt FG in the paint, layup made (6)
10:15	23 COLIMERIO L 2pt FG in the paint, jump shot missed			
10:13				24 UDEZE M defensive rebound (2)
10:13	35 ANDRE E foul personal (1 - 3)			24 UDEZE M foul drawn (2)
10:13	Timeout media			
10:13	1 BAKER JR. J substitution out			
10:13	23 COLIMERIO L substitution out			
10:13	35 ANDRE E substitution out			
10:13	5 CAMPBELL J substitution in			
10:13	11 MOORE I substitution in			
10:13	22 WHITAKER D substitution in			
10:13				24 UDEZE M substitution out
10:13				3 FORSLING S substitution in
09:49				3 FORSLING S turnover 3 seconds (1)
09:35	3 HILL I 2pt FG from turnover in the paint, layup blocked			
09:35				10 HOUSE J block (1)
09:35	offensive rebound (6)			
09:35	3 HILL I substitution out			
09:35	1 BAKER JR. J substitution in			
09:27	11 MOORE I 2pt FG from turnover second chance in the paint, dunk, made (6)	<b>20-19</b>	<b>1</b>	
09:27	5 CAMPBELL J assist (1)			
09:02				5 MASHBURN, JR. J 2pt FG in the paint, jump shot missed
08:59	22 WHITAKER D defensive rebound (1)			
08:49	11 MOORE I 2pt FG outside the paint, jump shot missed			
08:47				53 ALLICK J defensive rebound (2)
08:28				10 HOUSE J 2pt FG in the paint, jump shot missed
08:25				10 HOUSE J offensive rebound (4)



**New Mexico at Fresno State**

01/03/23 Save Mart Center, Fresno  
2022-23 Men's Basketball

**Game Time:** 8:00 PM  
**Game Duration:** 1:58  
**Attendance:** 4,868

**Officials:** Gregory Nixon, Mike Littlewood, Shawn Lehigh

Game Time	FS	Score	Diff	NM
08:23				10 HOUSE J 2pt FG second chance in the paint, layup missed
08:19	22 WHITAKER D defensive rebound (2)			
08:19	jump ball situation			
08:19				3 FORSLING S substitution out
08:19				53 ALLICK J substitution out
08:19				13 JOHNSON J substitution in
08:19				24 UDEZE M substitution in
08:01	5 CAMPBELL J 2pt FG in the paint, jump shot made (2)	<b>22-19</b>	<b>3</b>	
07:44	25 HOLLAND A foul personal (1 - 4)			2 DENT D foul drawn (1)
07:44	Timeout media			
07:44	25 HOLLAND A substitution out			
07:44	23 COLIMERIO L substitution in			
07:33		<b>22-21</b>	<b>1</b>	24 UDEZE M 2pt FG in the paint, layup made (8)
07:33	11 MOORE I foul shooting (2 - 5)			24 UDEZE M foul drawn (3)
07:33	11 MOORE I substitution out			
07:33	35 ANDRE E substitution in			
07:33				24 UDEZE M free throw 1 - 1 missed
07:32	35 ANDRE E defensive rebound (2)			
07:06	1 BAKER JR. J 3pt FG , jump shot missed			
07:03				24 UDEZE M defensive rebound (3)
06:58		<b>22-24</b>	<b>-2</b>	5 MASHBURN, JR. J 3pt FG fast break, jump shot made (9)
06:28	1 BAKER JR. J 3pt FG , jump shot missed			
06:25				5 MASHBURN, JR. J defensive rebound (1)
06:15				5 MASHBURN, JR. J 3pt FG , jump shot missed
06:12	35 ANDRE E defensive rebound (3)			
06:00	22 WHITAKER D 3pt FG , jump shot made (3)	<b>25-24</b>	<b>1</b>	
06:00	5 CAMPBELL J assist (2)			
05:43				24 UDEZE M 2pt FG in the paint, layup missed
05:40	35 ANDRE E defensive rebound (4)			
05:37	1 BAKER JR. J turnover lost ball (2)			10 HOUSE J steal (1)
05:36	22 WHITAKER D foul personal (1 - 6)			10 HOUSE J foul drawn (1)
05:36	22 WHITAKER D substitution out			
05:36	3 HILL I substitution in			
05:36				10 HOUSE J substitution out
05:36				53 ALLICK J substitution in
05:12	35 ANDRE E steal (1)			2 DENT D turnover bad pass (1)
04:46	35 ANDRE E substitution out			
04:46	22 WHITAKER D substitution in			
04:46	22 WHITAKER D 3pt FG from turnover, jump shot missed			
04:46	23 COLIMERIO L offensive rebound (1)			
04:45	5 CAMPBELL J foul drawn (1)			24 UDEZE M foul personal (1 - 2)
04:35	23 COLIMERIO L 3pt FG from turnover second chance, jump shot made (3)	<b>28-24</b>	<b>4</b>	
04:20				13 JOHNSON J 3pt FG , jump shot missed
04:16				5 MASHBURN, JR. J offensive rebound (2)
04:15		<b>28-26</b>	<b>2</b>	5 MASHBURN, JR. J 2pt FG second chance in the paint, layup made (11)
03:45	3 HILL I 3pt FG , jump shot missed			
03:44				24 UDEZE M defensive rebound (4)
03:44	23 COLIMERIO L substitution out			



**New Mexico at Fresno State**

01/03/23 Save Mart Center, Fresno  
2022-23 Men's Basketball

**Game Time:** 8:00 PM  
**Game Duration:** 1:58  
**Attendance:** 4,868

**Officials:** Gregory Nixon, Mike Littlewood, Shawn Lehigh

Game Time	FS	Score	Diff	NM
03:44	35 ANDRE E substitution in			
03:44	35 ANDRE E foul personal (2 - 7)			13 JOHNSON J foul drawn (1)
03:44	Timeout media			
03:44	1 BAKER JR. J substitution out			
03:44	23 COLIMERIO L substitution in			
03:44				2 DENT D substitution out
03:44				10 HOUSE J substitution in
03:44		<b>28-27</b>	<b>1</b>	24 UDEZE M 1&1 free throw 1 made (9)
03:44		<b>28-28</b>	<b>0</b>	24 UDEZE M 1&1 free throw 2 made (10)
03:24	5 CAMPBELL J 2pt FG in the paint, layup made (4)	<b>30-28</b>	<b>2</b>	
03:01				5 MASHBURN, JR. J 2pt FG in the paint, jump shot missed
02:58	35 ANDRE E defensive rebound (5)			
02:38	5 CAMPBELL J 2pt FG in the paint, jump shot missed			
02:36	35 ANDRE E offensive rebound (6)			
02:35	35 ANDRE E 2pt FG second chance in the paint, layup made (6)	<b>32-28</b>	<b>4</b>	
02:27	23 COLIMERIO L steal (1)			10 HOUSE J turnover lost ball (3)
02:26	3 HILL I 2pt FG from turnover in the paint, layup made (4)	<b>34-28</b>	<b>6</b>	
02:26	23 COLIMERIO L assist (1)			
02:25				Timeout 30 Sec
02:17	35 ANDRE E steal (2)			10 HOUSE J turnover lost ball (4)
02:01	35 ANDRE E foul drawn (1)			24 UDEZE M foul personal (2 - 3)
02:01				24 UDEZE M substitution out
02:01				3 FORSLING S substitution in
01:57	3 HILL I turnover lost ball (1)			5 MASHBURN, JR. J steal (1)
01:55	35 ANDRE E steal (3)			5 MASHBURN, JR. J turnover lost ball (1)
01:50	35 ANDRE E 2pt FG from turnover in the paint, alleyoop made (8)	<b>36-28</b>	<b>8</b>	
01:50	3 HILL I assist (2)			
01:29				5 MASHBURN, JR. J 2pt FG in the paint, jump shot missed
01:27				5 MASHBURN, JR. J offensive rebound (3)
01:26				5 MASHBURN, JR. J 2pt FG second chance in the paint, layup blocked
01:26	35 ANDRE E block (1)			
01:26	23 COLIMERIO L defensive rebound (2)			
01:17	35 ANDRE E foul drawn (2)			3 FORSLING S foul shooting (1 - 4)
01:17	35 ANDRE E free throw 1 - 2 missed			
01:17	offensive dead ball rebound (1)			
01:17				13 JOHNSON J substitution out
01:17				2 DENT D substitution in
01:17	35 ANDRE E free throw 2 - 2 missed			
01:16				53 ALLICK J defensive rebound (3)
01:10	3 HILL I foul shooting (1 - 8)			10 HOUSE J foul drawn (2)
01:10		<b>36-29</b>	<b>7</b>	10 HOUSE J free throw fast break 1 - 2 made (6)
01:10	22 WHITAKER D substitution out			
01:10	23 COLIMERIO L substitution out			
01:10	1 BAKER JR. J substitution in			
01:10	25 HOLLAND A substitution in			
01:10		<b>36-30</b>	<b>6</b>	10 HOUSE J free throw fast break 2 - 2 made (7)
00:55	5 CAMPBELL J 3pt FG , jump shot missed			
00:53				2 DENT D defensive rebound (1)



Official Basketball Play by Play - First Half

### New Mexico at Fresno State

01/03/23 Save Mart Center, Fresno  
2022-23 Men's Basketball

**Game Time:** 8:00 PM  
**Game Duration:** 1:58  
**Attendance:** 4,868

**Officials:** Gregory Nixon, Mike Littlewood, Shawn Lehigh

Game Time	FS	Score	Diff	NM
00:51				3 FORSLING S turnover lost ball (2)
00:24	25 HOLLAND A 3pt FG from turnover, jump shot missed			
00:22	35 ANDRE E offensive rebound (7)			
00:20	35 ANDRE E turnover lost ball (1)			2 DENT D steal (1)
00:01				2 DENT D 2pt FG from turnover outside the paint, jump shot blocked
00:01	5 CAMPBELL J block (1)			
00:01				offensive rebound (17)
00:01				2 DENT D substitution out
00:01				13 JOHNSON J substitution in
00:00		<b>36-32</b>	<b>4</b>	3 FORSLING S 2pt FG from turnover second chance in the paint, dunk, made (2)
00:00				10 HOUSE J assist (1)
<b>END OF PERIOD</b>				
<b>FS 36-32 NM</b>				



**New Mexico at Fresno State**

01/03/23 Save Mart Center, Fresno  
2022-23 Men's Basketball

Game Time: 8:00 PM  
Game Duration: 1:58  
Attendance: 4,868

Officials: Gregory Nixon, Mike Littlewood, Shawn Lehigh

**New Mexico - 32**

NO.	Name	F	Min	FG			Rebounds			Fouls		TP	AS	TO	ST	Blocks		+/-
				M-A	M-A	M-A	OR	DR	TOT	PF	FD					BS	BA	
24	Morris Udeze	F	16:05	4-7	0-0	2-3	1	3	4	2	3	10	0	1	2	0	0	-4
53	Josiah Allick	F	17:17	0-3	0-1	0-0	0	3	3	0	1	0	1	1	0	0	0	-4
5	Jamal Mashburn, Jr.	G	20:00	5-11	1-2	0-0	2	1	3	1	0	11	0	1	1	0	1	-4
10	Jaelen House	G	18:08	2-4	1-1	2-2	1	3	4	0	2	7	1	4	1	1	0	-3
13	Javonté Johnson	G	13:14	1-2	0-1	0-0	0	1	1	0	1	2	0	0	0	0	0	-4
2	Donovan Dent		11:21	0-1	0-0	0-0	0	1	1	0	1	0	0	1	1	0	1	-1
3	Sebastian Forsling		03:55	1-1	0-0	0-0	0	0	0	1	0	2	0	2	0	0	0	0
Team							1	0	1			0		0				
<b>Totals</b>				13-29	2-5	4-5	5	12	17	4	8	32	2	10	5	1	2	-4

Shooting By Period		
1st FG%	13-29	44.8%
3PT%	2-5	40.0%
FT%	4-5	80%
GM FG%	13-29	44.8%
3PT%	2-5	40.0%
FT%	4-5	80.0%

Dead Ball Rebounds: 0, 0

Technical Fouls::NONE

**Fresno State - 36**

NO.	Name	F	Min	FG			Rebounds			Fouls		TP	AS	TO	ST	Blocks		+/-
				M-A	M-A	M-A	OR	DR	TOT	PF	FD					BS	BA	
11	Isaih Moore	F	07:40	3-6	0-0	0-0	0	1	1	2	0	6	0	1	0	0	0	1
1	Jemarl Baker Jr.	G	16:48	2-5	1-4	0-0	0	1	1	0	1	5	3	2	1	0	0	-1
3	Isaiah Hill	G	16:01	2-5	0-2	0-0	0	1	1	1	0	4	2	1	0	0	1	2
23	Leo Colimerio	G	16:21	1-2	1-1	0-0	1	1	2	1	0	3	1	2	1	0	0	3
25	Anthony Holland	G	13:26	1-2	1-2	0-0	0	1	1	1	0	3	2	0	1	0	0	0
35	Eduardo Andre		11:18	4-5	0-1	0-2	2	5	7	2	2	8	0	1	3	1	0	2
5	Jordan Campbell		10:13	2-4	0-1	0-0	0	0	0	0	1	4	2	0	0	1	0	5
22	Destin Whitaker		08:13	1-2	1-2	0-0	0	2	2	1	0	3	0	0	0	0	0	8
Team							1	0	1			0		0				
<b>Totals</b>				16-31	4-13	0-2	4	12	16	8	4	36	10	7	6	2	1	4

Shooting By Period		
1st FG%	16-31	51.6%
3PT%	4-13	30.8%
FT%	0-2	0%
GM FG%	16-31	51.6%
3PT%	4-13	30.8%
FT%	0-2	0.0%

Dead Ball Rebounds: 1, 0

Technical Fouls::NONE

	NM	FS
Biggest lead	4 (1 <sup>st</sup> 13:18)	8 (1 <sup>st</sup> 1:50)
Best Scoring Run	5 (1 <sup>st</sup> 13:18)	8 (1 <sup>st</sup> 1:50)
Lead Changes	9	
Times Tied	4	
Time with Lead	06:57	10:50

Points from	NM	FS
Turnovers	2	13
Paint	20	24
Second Chance	4	7
Fast Breaks	10	2
Bench	2	15

	Period by Period Scoring		
	1st	2nd	TOT
NM	32	35	67
FS	36	35	71



**New Mexico at Fresno State**

01/03/23 Save Mart Center, Fresno  
2022-23 Men's Basketball

**Game Time:** 8:00 PM  
**Game Duration:** 1:58  
**Attendance:** 4,868

**Officials:** Gregory Nixon, Mike Littlewood, Shawn Lehigh

**Period 2**

**Quarter Starters:**

<b>FS</b>	1 Baker Jr. J	3 Hill I	11 Moore I	23 Colimerio L	25 Holland A
<b>NM</b>	5 Mashburn, Jr. J	10 House J	13 Johnson J	24 Udeze M	53 Allick J

Game Time	FS	Score	Diff	NM
20:00	5 CAMPBELL J substitution out			
20:00	35 ANDRE E substitution out			
20:00	11 MOORE I substitution in			
20:00	23 COLIMERIO L substitution in			
20:00				3 FORSLING S substitution out
20:00				24 UDEZE M substitution in
19:38				5 MASHBURN, JR. J 2pt FG outside the paint, jump shot missed
19:33				24 UDEZE M offensive rebound (5)
19:32		<b>36-34</b>	<b>2</b>	24 UDEZE M 2pt FG second chance in the paint, layup made (12)
19:00	1 BAKER JR. J 2pt FG outside the paint, turnaround jump shot missed			
18:56				13 JOHNSON J defensive rebound (2)
18:52		<b>36-36</b>	<b>0</b>	10 HOUSE J 2pt FG in the paint, floating jump shot made (9)
18:27	1 BAKER JR. J 2pt FG in the paint, turnaround jump shot made (7)	<b>38-36</b>	<b>2</b>	
17:59		<b>38-38</b>	<b>0</b>	24 UDEZE M 2pt FG in the paint, dunk, made (14)
17:59				13 JOHNSON J assist (1)
17:50	Timeout media			
17:29	23 COLIMERIO L turnover bad pass (3)			10 HOUSE J steal (2)
17:22	11 MOORE I steal (1)			10 HOUSE J turnover lost ball (5)
17:13	1 BAKER JR. J 2pt FG from turnover in the paint, jump shot missed			
17:08				10 HOUSE J defensive rebound (5)
17:08	25 HOLLAND A foul personal (2 - 1)			53 ALLICK J foul drawn (2)
17:08	25 HOLLAND A substitution out			
17:08	5 CAMPBELL J substitution in			
17:05				24 UDEZE M 2pt FG in the paint, layup missed
17:05	11 MOORE I defensive rebound (2)			
16:42	1 BAKER JR. J foul drawn (2)			5 MASHBURN, JR. J foul personal (2 - 1)
16:32	11 MOORE I 2pt FG outside the paint, jump shot made (8)	<b>40-38</b>	<b>2</b>	
16:20	1 BAKER JR. J foul shooting (1 - 2)			5 MASHBURN, JR. J foul drawn (1)
16:20		<b>40-39</b>	<b>1</b>	5 MASHBURN, JR. J free throw 1 - 2 made (12)
16:20		<b>40-40</b>	<b>0</b>	5 MASHBURN, JR. J free throw 2 - 2 made (13)
16:01	11 MOORE I 2pt FG outside the paint, jump shot missed			
15:57				13 JOHNSON J defensive rebound (3)
15:49		<b>40-42</b>	<b>-2</b>	5 MASHBURN, JR. J 2pt FG outside the paint, pull up jump shot made (15)
15:33	3 HILL I 3pt FG , jump shot made (7)	<b>43-42</b>	<b>1</b>	
15:33	1 BAKER JR. J assist (4)			
15:12		<b>43-44</b>	<b>-1</b>	5 MASHBURN, JR. J 2pt FG in the paint, driving layup made (17)
15:04	3 HILL I turnover bad pass (2)			5 MASHBURN, JR. J steal (2)
14:55				10 HOUSE J 2pt FG from turnover in the paint, layup missed
14:51	3 HILL I defensive rebound (2)			





**New Mexico at Fresno State**

01/03/23 Save Mart Center, Fresno  
2022-23 Men's Basketball

**Game Time:** 8:00 PM  
**Game Duration:** 1:58  
**Attendance:** 4,868

**Officials:** Gregory Nixon, Mike Littlewood, Shawn Lehigh

Game Time	FS	Score	Diff	NM
14:50	1 BAKER JR. J 3pt FG , jump shot missed			
14:46				13 JOHNSON J defensive rebound (4)
14:38		<b>43-46</b>	<b>-3</b>	24 UDEZE M 2pt FG in the paint, layup made (16)
14:19	5 CAMPBELL J turnover lost ball (1)			10 HOUSE J steal (3)
14:15		<b>43-48</b>	<b>-5</b>	10 HOUSE J 2pt FG fast break from turnover in the paint, driving layup made (11)
14:15	Timeout 30 Sec			
14:15	Timeout media			
14:15	11 MOORE I substitution out			
14:15	35 ANDRE E substitution in			
14:15				5 MASHBURN, JR. J substitution out
14:15				2 DENT D substitution in
14:06	1 BAKER JR. J turnover lost ball (3)			
13:49	1 BAKER JR. J foul drawn (3)			53 ALLICK J foul offensive (1 - 2)
13:49				53 ALLICK J turnover offensive (2)
13:19	5 CAMPBELL J 2pt FG from turnover in the paint, layup missed			
13:17				24 UDEZE M defensive rebound (6)
13:07				2 DENT D turnover travel (2)
12:49	35 ANDRE E 2pt FG from turnover in the paint, hook shot made (10)	<b>45-48</b>	<b>-3</b>	
12:37	3 HILL I foul personal (2 - 3)			10 HOUSE J foul drawn (3)
12:37	1 BAKER JR. J substitution out			
12:37	23 COLIMERIO L substitution out			
12:37	22 WHITAKER D substitution in			
12:37	25 HOLLAND A substitution in			
12:37				13 JOHNSON J substitution out
12:37				5 MASHBURN, JR. J substitution in
12:23		<b>45-50</b>	<b>-5</b>	10 HOUSE J 2pt FG in the paint, driving layup made (13)
11:56	35 ANDRE E foul offensive (3 - 4)			24 UDEZE M foul drawn (4)
11:56	35 ANDRE E turnover offensive (2)			
11:56	Timeout media			
11:40		<b>45-52</b>	<b>-7</b>	53 ALLICK J 2pt FG from turnover in the paint, layup made (2)
11:23	25 HOLLAND A 3pt FG , jump shot made (6)	<b>48-52</b>	<b>-4</b>	
11:23	3 HILL I assist (3)			
10:58		<b>48-55</b>	<b>-7</b>	53 ALLICK J 3pt FG , jump shot made (5)
10:58				5 MASHBURN, JR. J assist (1)
10:41	3 HILL I 3pt FG , jump shot made (10)	<b>51-55</b>	<b>-4</b>	
10:15	35 ANDRE E steal (4)			24 UDEZE M turnover lost ball (2)
10:03	35 ANDRE E foul drawn (3)			10 HOUSE J foul shooting (1 - 3)
10:03	35 ANDRE E free throw 1 - 2 made (11)	<b>52-55</b>	<b>-3</b>	
10:03				24 UDEZE M substitution out
10:03				3 FORSLING S substitution in
10:03	35 ANDRE E free throw 2 - 2 made (12)	<b>53-55</b>	<b>-2</b>	
09:56	35 ANDRE E foul personal (4 - 5)			53 ALLICK J foul drawn (3)
09:56	5 CAMPBELL J substitution out			
09:56	35 ANDRE E substitution out			
09:56	1 BAKER JR. J substitution in			
09:56	11 MOORE I substitution in			
09:51				5 MASHBURN, JR. J 2pt FG outside the paint, jump shot missed
09:47	11 MOORE I defensive rebound (3)			



**New Mexico at Fresno State**

01/03/23 Save Mart Center, Fresno  
2022-23 Men's Basketball

**Game Time:** 8:00 PM  
**Game Duration:** 1:58  
**Attendance:** 4,868

**Officials:** Gregory Nixon, Mike Littlewood, Shawn Lehigh

Game Time	FS	Score	Diff	NM
09:42	3 HILL I turnover lost ball (3)			53 ALLICK J steal (1)
09:37				10 HOUSE J 2pt FG from turnover outside the paint, jump shot missed
09:33	25 HOLLAND A defensive rebound (2)			
09:29	11 MOORE I 2pt FG fast break in the paint, alleyoop made (10)	<b>55-55</b>	<b>0</b>	
09:29	3 HILL I assist (4)			
09:07				2 DENT D 3pt FG , jump shot missed
09:03	25 HOLLAND A defensive rebound (3)			
08:50	1 BAKER JR. J turnover lost ball (4)			5 MASHBURN, JR. J steal (3)
08:45		<b>55-57</b>	<b>-2</b>	5 MASHBURN, JR. J 2pt FG fast break from turnover in the paint, driving layup made (19)
08:45				Timeout 30 Sec
08:45	22 WHITAKER D substitution out			
08:45	5 CAMPBELL J substitution in			
08:45				53 ALLICK J substitution out
08:45				13 JOHNSON J substitution in
08:32	11 MOORE I foul drawn (1)			3 FORSLING S foul shooting (2 - 4)
08:32				3 FORSLING S substitution out
08:32				24 UDEZE M substitution in
08:32	11 MOORE I free throw 1 - 2 made (11)	<b>56-57</b>	<b>-1</b>	
08:32	11 MOORE I free throw 2 - 2 made (12)	<b>57-57</b>	<b>0</b>	
08:06	11 MOORE I steal (2)			5 MASHBURN, JR. J turnover bad pass (2)
07:50	11 MOORE I 2pt FG from turnover in the paint, dunk, made (14)	<b>59-57</b>	<b>2</b>	
07:50	25 HOLLAND A assist (3)			
07:25		<b>59-59</b>	<b>0</b>	24 UDEZE M 2pt FG in the paint, jump shot made (18)
07:02	3 HILL I 3pt FG , jump shot missed			
06:57				2 DENT D defensive rebound (2)
06:46				10 HOUSE J 2pt FG in the paint, turnaround jump shot missed
06:44	11 MOORE I defensive rebound (4)			
06:45	11 MOORE I foul drawn (2)			10 HOUSE J foul personal (2 - 5)
06:45	Timeout media			
06:45				2 DENT D substitution out
06:45				53 ALLICK J substitution in
06:22	1 BAKER JR. J 3pt FG , jump shot missed			
06:17	25 HOLLAND A offensive rebound (4)			
06:03	1 BAKER JR. J 2pt FG second chance in the paint, pull up jump shot made (9)	<b>61-59</b>	<b>2</b>	
05:41		<b>61-62</b>	<b>-1</b>	5 MASHBURN, JR. J 3pt FG , jump shot made (22)
05:41				53 ALLICK J assist (2)
05:19	1 BAKER JR. J foul drawn (4)			5 MASHBURN, JR. J foul shooting (3 - 6)
05:19	1 BAKER JR. J free throw 1 - 2 made (10)	<b>62-62</b>	<b>0</b>	
05:19	1 BAKER JR. J free throw 2 - 2 made (11)	<b>63-62</b>	<b>1</b>	
05:09				10 HOUSE J 2pt FG in the paint, driving layup missed
05:06	11 MOORE I defensive rebound (5)			
04:46	5 CAMPBELL J 3pt FG , jump shot missed			
04:43				53 ALLICK J defensive rebound (4)
04:38	5 CAMPBELL J foul personal (1 - 6)			10 HOUSE J foul drawn (4)
04:38	5 CAMPBELL J substitution out			
04:38	23 COLIMERIO L substitution in			
04:30		<b>63-64</b>	<b>-1</b>	10 HOUSE J 2pt FG in the paint, layup made (15)



**New Mexico at Fresno State**

01/03/23 Save Mart Center, Fresno  
2022-23 Men's Basketball

**Game Time:** 8:00 PM  
**Game Duration:** 1:58  
**Attendance:** 4,868

**Officials:** Gregory Nixon, Mike Littlewood, Shawn Lehigh

Game Time	FS	Score	Diff	NM
04:30				5 MASHBURN, JR. J assist (2)
04:30	1 BAKER JR. J foul shooting (2 - 7)			10 HOUSE J foul drawn (5)
04:30		<b>63-65</b>	<b>-2</b>	10 HOUSE J free throw 1 - 1 made (16)
04:18	11 MOORE I 2pt FG in the paint, jump shot missed			
04:17				defensive rebound (26)
04:00	11 MOORE I foul personal (3 - 8)			5 MASHBURN, JR. J foul drawn (2)
03:59	Timeout media			
03:58				5 MASHBURN, JR. J 1&1 free throw 1 missed
03:56	11 MOORE I defensive rebound (6)			
03:38	3 HILL I foul drawn (1)			10 HOUSE J foul shooting (3 - 7)
03:38	3 HILL I free throw 1 - 2 made (11)	<b>64-65</b>	<b>-1</b>	
03:36	3 HILL I free throw 2 - 2 missed			
03:35				5 MASHBURN, JR. J defensive rebound (4)
03:17				5 MASHBURN, JR. J 2pt FG outside the paint, step back jump shot missed
03:10				53 ALLICK J offensive rebound (5)
03:00				10 HOUSE J 2pt FG second chance outside the paint, jump shot missed
02:57	3 HILL I defensive rebound (3)			
02:37	1 BAKER JR. J turnover bad pass (5)			10 HOUSE J steal (4)
02:33	25 HOLLAND A foul drawn (1)			10 HOUSE J foul offensive (4 - 8)
02:33				10 HOUSE J turnover offensive (6)
02:21	1 BAKER JR. J foul drawn (5)			13 JOHNSON J foul personal (1 - 9)
02:21	1 BAKER JR. J 1&1 free throw 1 made (12)	<b>65-65</b>	<b>0</b>	
02:21	1 BAKER JR. J 1&1 free throw 2 made (13)	<b>66-65</b>	<b>1</b>	
01:58	25 HOLLAND A foul personal (3 - 9)			53 ALLICK J foul drawn (4)
01:58		<b>66-66</b>	<b>0</b>	53 ALLICK J 1&1 free throw 1 made (6)
01:58		<b>66-67</b>	<b>-1</b>	53 ALLICK J 1&1 free throw 2 made (7)
01:44	1 BAKER JR. J 3pt FG , jump shot missed			
01:40	11 MOORE I offensive rebound (7)			
01:30	11 MOORE I 2pt FG second chance in the paint, layup made (16)	<b>68-67</b>	<b>1</b>	
01:30	1 BAKER JR. J assist (5)			
01:11				53 ALLICK J 3pt FG , jump shot missed
01:03	11 MOORE I defensive rebound (8)			
00:58	Timeout 30 Sec			
00:42	1 BAKER JR. J 2pt FG outside the paint, jump shot missed			
00:38				10 HOUSE J defensive rebound (6)
00:31				10 HOUSE J 2pt FG in the paint, jump shot missed
00:28	25 HOLLAND A defensive rebound (5)			
00:20	3 HILL I foul drawn (2)			13 JOHNSON J foul personal (2 - 10)
00:20	3 HILL I free throw 1 - 2 made (12)	<b>69-67</b>	<b>2</b>	
00:20				Timeout 30 Sec
00:20	11 MOORE I substitution out			
00:20	35 ANDRE E substitution in			
00:20				53 ALLICK J substitution out
00:20				1 APPELHANS B substitution in
00:20	3 HILL I free throw 2 - 2 made (13)	<b>70-67</b>	<b>3</b>	
00:20	1 BAKER JR. J substitution out			
00:20	5 CAMPBELL J substitution in			



Official Basketball Play by Play - Second Half

### New Mexico at Fresno State

01/03/23 Save Mart Center, Fresno  
2022-23 Men's Basketball

**Game Time:** 8:00 PM  
**Game Duration:** 1:58  
**Attendance:** 4,868

**Officials:** Gregory Nixon, Mike Littlewood, Shawn Lehigh

Game Time	FS	Score	Diff	NM
00:09				5 MASHBURN, JR. J 2pt FG in the paint, layup blocked
00:09	35 ANDRE E block (2)			
00:07	35 ANDRE E defensive rebound (8)			
00:07	3 HILL I foul drawn (3)			10 HOUSE J foul personal (5 - 11)
00:07				10 HOUSE J substitution out
00:07				2 DENT D substitution in
00:07	3 HILL I free throw fast break 1 - 2 made (14)	<b>71-67</b>	<b>4</b>	
00:07				Timeout 60 Sec
00:07	3 HILL I free throw fast break 2 - 2 missed			
00:04				24 UDEZE M defensive rebound (7)
00:01				13 JOHNSON J 3pt FG , jump shot missed
00:00	3 HILL I defensive rebound (4)			
<b>END OF GAME</b>				
<b>FS 71-67 NM</b>				



**New Mexico at Fresno State**

01/03/23 Save Mart Center, Fresno  
2022-23 Men's Basketball

Game Time: 8:00 PM  
Game Duration: 1:58  
Attendance: 4,868

Officials: Gregory Nixon, Mike Littlewood, Shawn Lehigh

**New Mexico - 35**

NO.	Name	F	Min	FG			Rebounds			Fouls		TP	AS	TO	ST	Blocks		+/-
				M-A	M-A	M-A	OR	DR	TOT	PF	FD					BS	BA	
24	Morris Udeze	F	18:29	4-5	0-0	0-0	1	2	3	0	1	8	0	1	0	0	0	1
53	Josiah Allick	F	17:40	2-3	1-2	2-2	1	1	2	1	3	7	1	1	1	0	0	4
5	Jamal Mashburn, Jr.	G	18:22	4-8	1-1	2-3	0	1	1	2	2	11	2	1	2	0	1	2
10	Jaelen House	G	19:53	4-10	0-0	1-1	0	2	2	5	3	9	0	2	3	0	0	1
13	Javonté Johnson	G	16:08	0-1	0-1	0-0	0	3	3	2	0	0	1	0	0	0	0	1
2	Donovan Dent		07:37	0-1	0-1	0-0	0	1	1	0	0	0	0	1	0	0	0	-6
3	Sebastian Forsling		01:31	0-0	0-0	0-0	0	0	0	1	0	0	0	0	0	0	0	-1
1	Braden Appelhans		00:20	0-0	0-0	0-0	0	0	0	0	0	0	0	0	0	0	0	-2
Team							0	1	1			0		0				
<b>Totals</b>				14-28	2-5	5-6	2	11	13	11	9	35	4	6	6	0	1	0

Shooting By Period		
2 <sup>nd</sup> FG%	14-28	50.0%
3PT%	2-5	40.0%
FT%	5-6	83.3%
GM FG%	14-28	50.0%
3PT%	2-5	40.0%
FT%	5-6	83.3%

Dead Ball Rebounds: 0, 0

Technical Fouls::NONE

**Fresno State - 35**

NO.	Name	F	Min	FG			Rebounds			Fouls		TP	AS	TO	ST	Blocks		+/-
				M-A	M-A	M-A	OR	DR	TOT	PF	FD					BS	BA	
11	Isaih Moore	F	15:21	4-6	0-0	2-2	1	6	7	1	2	10	0	0	2	0	0	-5
1	Jemarl Baker Jr.	G	16:59	2-8	0-3	4-4	0	0	0	2	4	8	2	3	0	0	0	-2
3	Isaiah Hill	G	20:00	2-3	2-3	4-6	0	3	3	1	3	10	2	2	0	0	0	0
23	Leo Colimerio	G	12:01	0-0	0-0	0-0	0	0	0	0	0	0	0	1	0	0	0	-4
25	Anthony Holland	G	15:29	1-1	1-1	0-0	1	3	4	2	1	3	1	0	0	0	0	3
5	Jordan Campbell		11:39	0-2	0-1	0-0	0	0	0	1	0	0	0	1	0	0	0	2
35	Eduardo Andre		04:39	1-1	0-0	2-2	0	1	1	2	1	4	0	1	1	1	0	5
22	Destin Whitaker		03:52	0-0	0-0	0-0	0	0	0	0	0	0	0	0	0	0	0	1
Team							0	0	0			0		0				
<b>Totals</b>				10-21	3-8	12-14	2	13	15	9	11	35	5	8	3	1	0	0

Shooting By Period		
2 <sup>nd</sup> FG%	10-21	47.6%
3PT%	3-8	37.5%
FT%	12-14	85.7%
GM FG%	10-21	47.6%
3PT%	3-8	37.5%
FT%	12-14	85.7%

Dead Ball Rebounds: 0, 0

Technical Fouls::NONE

	NM	FS	Points from		Period by Period Scoring				
Biggest lead	7 (2 <sup>nd</sup> 11:40)	4 (2 <sup>nd</sup> 19:38)	NM	FS					
Best Scoring Run	6(2 <sup>nd</sup> 14:15)	7(2 <sup>nd</sup> 9:29)	Turnovers	6	8	1st	2nd	TOT	
Lead Changes	10		Paint	22	12	NM	32	35	67
Times Tied	9		Second Chance	2	4	FS	36	35	71
Time with Lead	09:11	05:16	Fast Breaks	4	3				
			Bench	0	4				



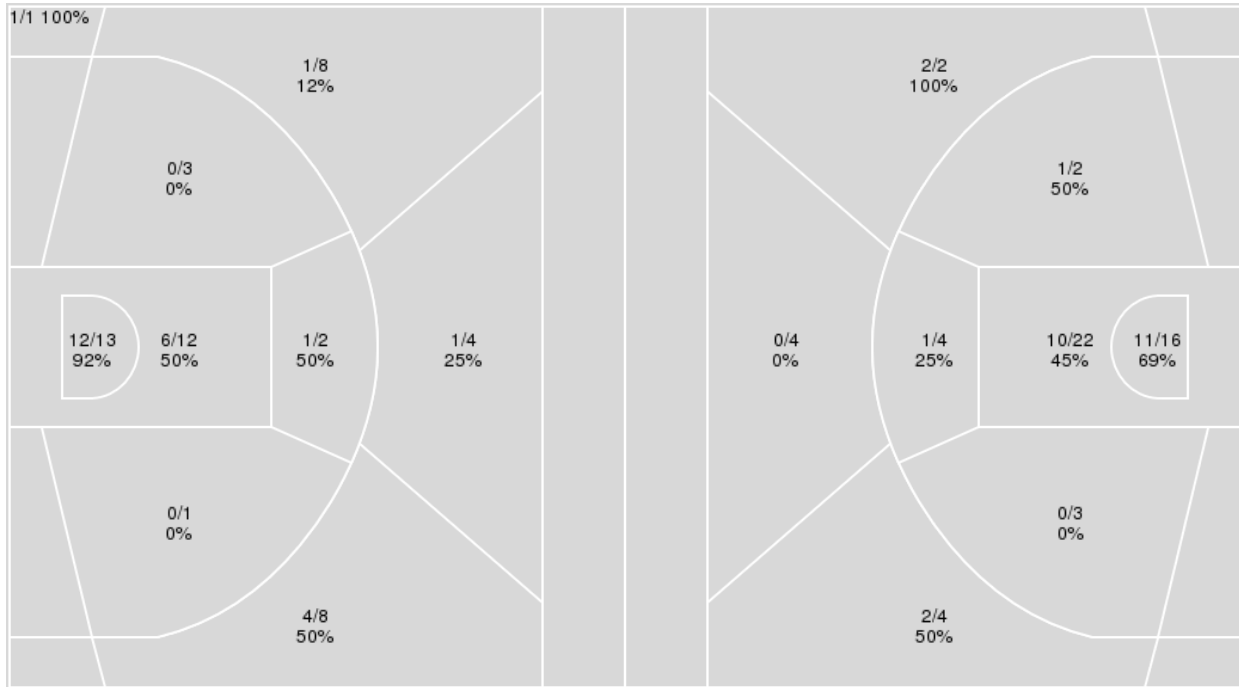
**Officials:** Gregory Nixon, Mike Littlewood, Shawn Lehigh

{ Players => 0, 1, 3, 4, 5, 11, 12, 13, 14, 15, 22, 23, 25, 33, 35; } FG  
 Types => All; Results => All;

{ Players => 0, 1, 2, 3, 4, 5, 10, 11, 13, 20, 21, 24, 32, 34, 53; } FG  
 Types => All; Results => All;

**Fresno State**

**New Mexico**



Fresno State	M/A	%
Field Goals	26/52	50
2 Points	19/31	61
3 Points	7/21	33
Free Throws	12/16	75

New Mexico	M/A	%
Field Goals	27/57	47
2 Points	23/47	49
3 Points	4/10	40
Free Throws	9/11	82



**New Mexico at Fresno State**

01/03/23 Save Mart Center, Fresno  
2022-23 Men's Basketball

**Game Time:** 8:00 PM  
**Game Duration:** 1:58  
**Attendance:** 4,868

**Officials:** Gregory Nixon, Mike Littlewood, Shawn Lehigh

**New Mexico**

No	Name	Mins		Score		Points Diff		Points per Min		Assists		Rebounds		Steals		Turnovers	
		On	Off	On	Off	On	Off	On	Off	On	Off	On	Off	On	Off	On	Off
1	Braden Appelhans	00:20	39:40	0 - 2	67 - 69	-2	-2	0.00	1.69	0	6	1	29	0	11	0	16
2	Donovan Dent	18:58	21:02	27 - 34	40 - 37	-7	3	1.42	1.90	1	5	15	15	4	7	7	9
3	Sebastian Forsling	05:26	34:34	6 - 7	61 - 64	-1	-3	1.10	1.76	1	5	6	24	4	7	3	13
5	Jamal Mashburn, Jr.	38:22	01:38	67 - 69	0 - 2	-2	-2	1.75	0.00	6	0	29	1	11	0	14	2
10	Jaalen House	38:01	01:59	65 - 67	2 - 4	-2	-2	1.71	1.01	6	0	27	3	11	0	15	1
13	Javonté Johnson	29:22	10:38	49 - 52	18 - 19	-3	-1	1.67	1.69	5	1	22	8	8	3	13	3
24	Morris Udeze	34:34	05:26	61 - 64	6 - 7	-3	-1	1.76	1.10	5	1	24	6	7	4	13	3
53	Josiah Allick	34:57	05:03	60 - 60	7 - 11	0	-4	1.72	1.39	6	0	26	4	10	1	15	1

**Fresno State**

No	Name	Mins		Score		Points Diff		Points per Min		Assists		Rebounds		Steals		Turnovers	
		On	Off	On	Off	On	Off	On	Off	On	Off	On	Off	On	Off	On	Off
1	Jemarl Baker Jr.	33:47	06:13	54 - 57	17 - 10	-3	7	1.60	2.73	12	3	25	6	5	4	13	2
3	Isaiah Hill	36:01	03:59	64 - 62	7 - 5	2	2	1.78	1.76	13	2	26	5	9	0	14	1
5	Jordan Campbell	21:52	18:08	42 - 35	29 - 32	7	-3	1.92	1.60	7	8	18	13	6	3	7	8
11	Isaih Moore	23:01	16:59	36 - 40	35 - 27	-4	8	1.56	2.06	9	6	18	13	4	5	9	6
22	Destin Whitaker	12:05	27:55	28 - 19	43 - 48	9	-5	2.32	1.54	6	9	13	18	4	5	5	10
23	Leo Colimerio	28:22	11:38	49 - 50	22 - 17	-1	5	1.73	1.89	11	4	21	10	7	2	11	4
25	Anthony Holland	28:55	11:05	50 - 47	21 - 20	3	1	1.73	1.89	11	4	22	9	5	4	10	5
35	Eduardo Andre	15:57	24:03	32 - 25	39 - 42	7	-3	2.01	1.62	6	9	12	19	5	4	6	9

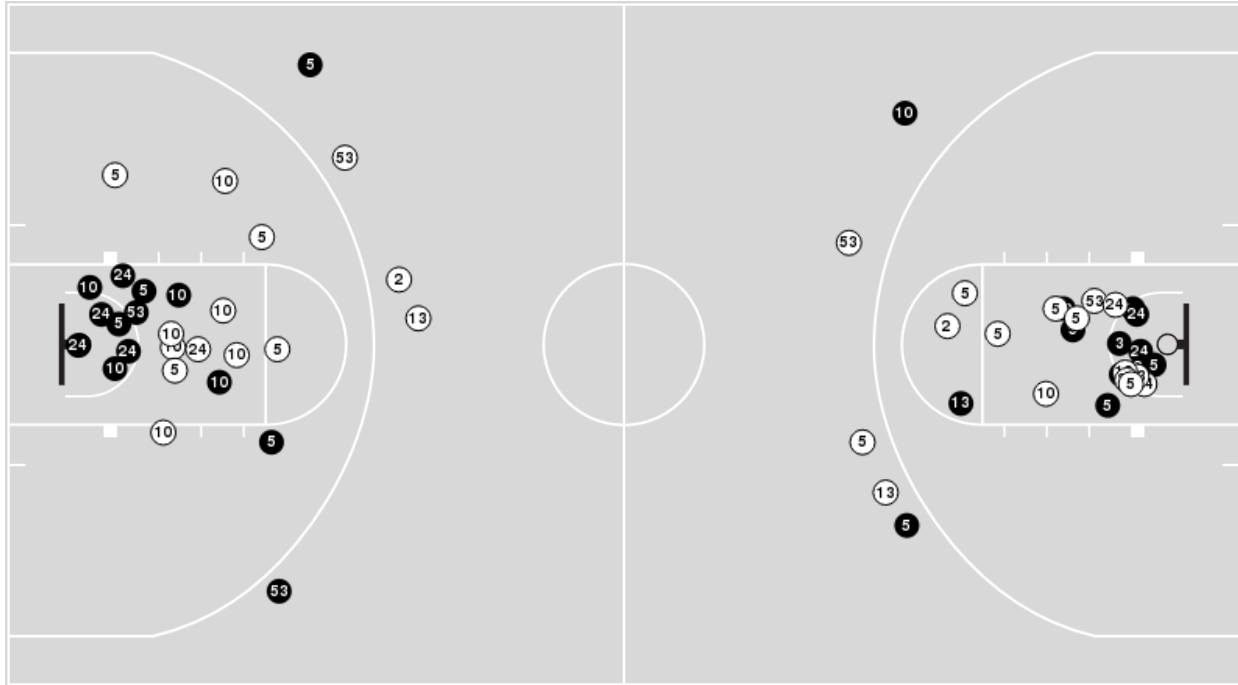


**Officials:** Gregory Nixon, Mike Littlewood, Shawn Lehigh

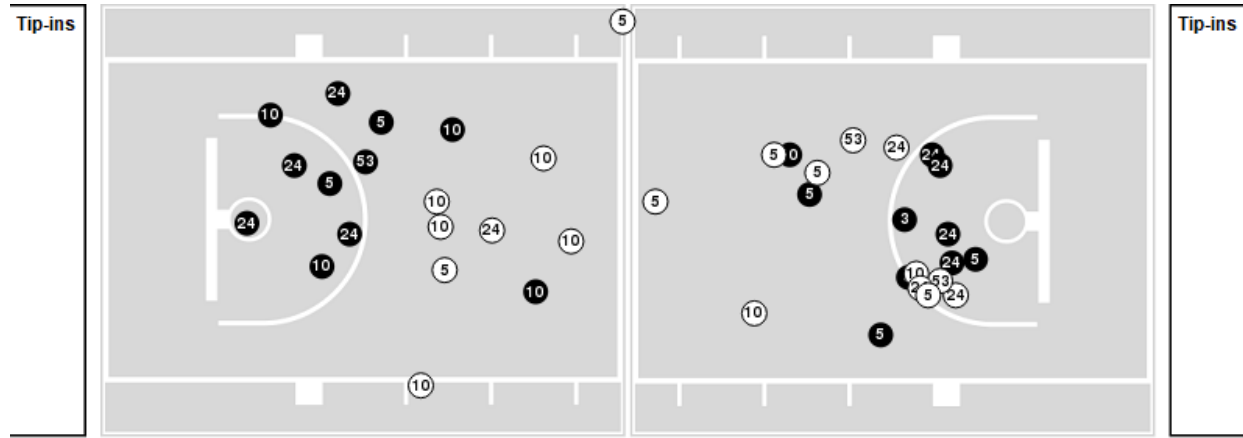
Players => 0, 1, 2, 3, 4, 5, 10, 11, 13, 20, 21, 24, 32, 34, 53 FG Types=>All Results=>All

**New Mexico**

**All Field Goals**



**Blow Up Chart**



● Made ○ Missed N - Player Number

New Mexico	M/A	%
Field Goals	27/57	47
2 Points	23/47	49
3 Points	4/10	40
Free Throws	9/11	82

New Mexico	M/A	%
Points in the Paint	42 (21 / 38)	55
Fast Break Points	14 (8/8)	100
Second Chance Points	6 (3/6)	50
Effective FG%	51	



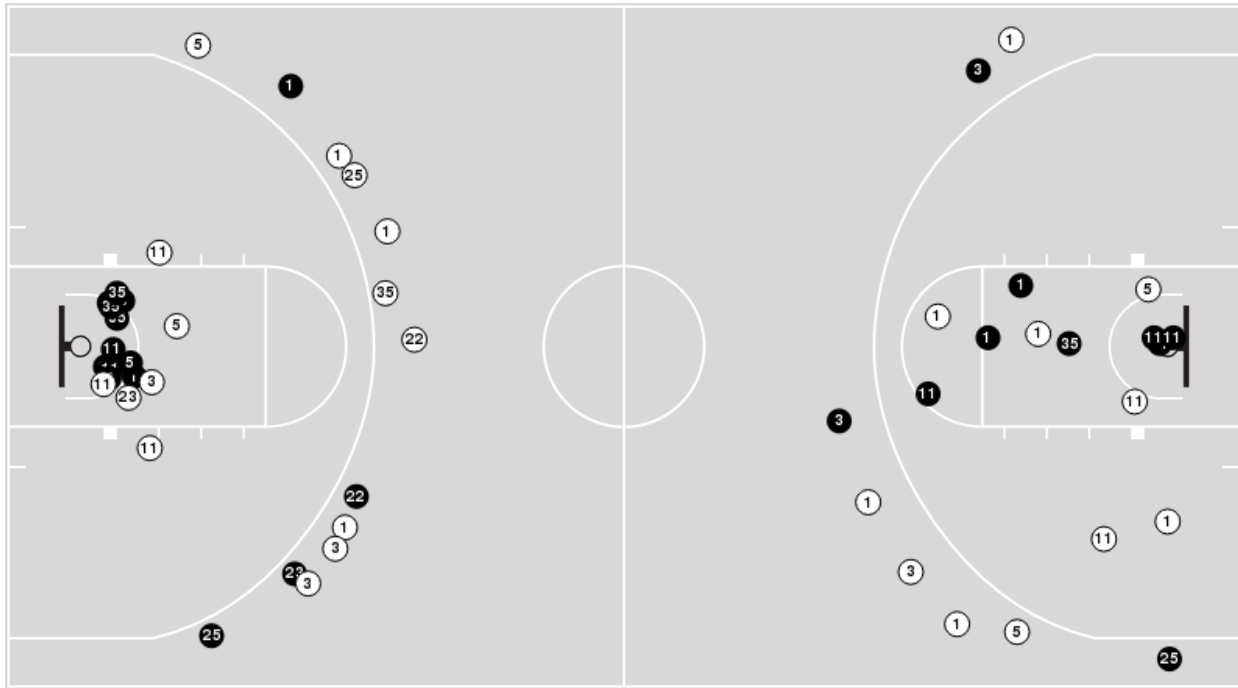


**Officials:** Gregory Nixon, Mike Littlewood, Shawn Lehigh

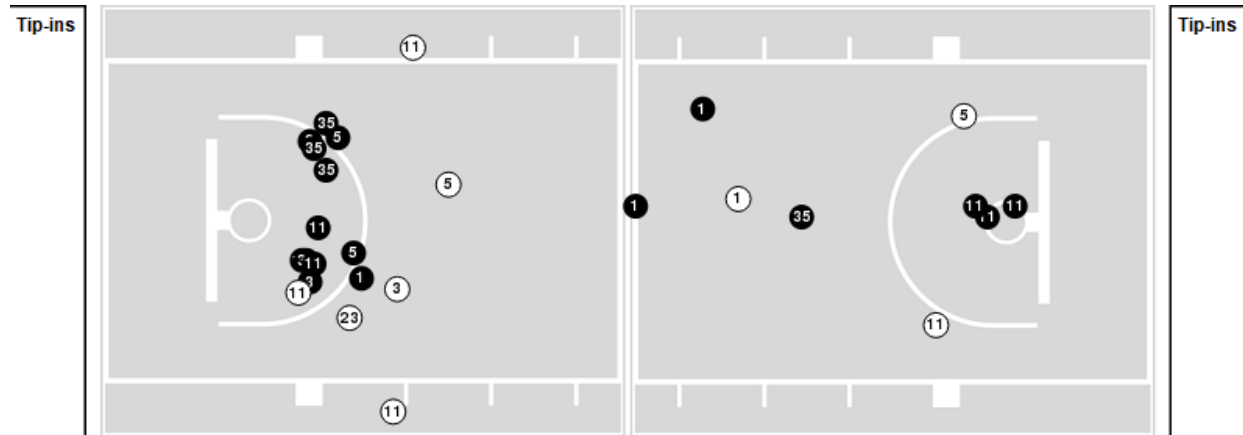
Players => 0, 1, 3, 4, 5, 11, 12, 13, 14, 15, 22, 23, 25, 33, 35FG Types=>AllResults=>All

### Fresno State

#### All Field Goals



#### Blow Up Chart



● Made    ○ Missed    N - Player Number

Fresno State	M/A	%
Field Goals	26/52	50
2 Points	19/31	61
3 Points	7/21	33
Free Throws	12/16	75

Fresno State	M/A	%
Points in the Paint	36 (18 / 25)	72
Fast Break Points	5 (3/4)	75
Second Chance Points	11 (5/5)	100
Effective FG%	57	



**New Mexico at Fresno State**

01/03/23 Save Mart Center, Fresno  
2022-23 Men's Basketball

**Game Time:** 8:00 PM  
**Game Duration:** 1:58  
**Attendance:** 4,868

**Officials:** Gregory Nixon, Mike Littlewood, Shawn Lehigh

**New Mexico**

Lineup	Quarter On	Time On	Quarter Off	Time Off	Time on Court	Score	Score Diff	Reb	Stl	Tov	Ass	PPP
5- Mashburn, Jr. J/ 10- House J/ 13- Johnson J/ 24- Udeze M/ 53- Allick J/	1	20:00	1	13:50	06:10	12-11	1	4	2	4	1	1.0000
2- Dent D/ 5- Mashburn, Jr. J/ 10- House J/ 24- Udeze M/ 53- Allick J/	1	13:50	1	10:13	03:37	7-7	0	3	0	0	0	1.1667
2- Dent D/ 3- Forsling S/ 5- Mashburn, Jr. J/ 10- House J/ 53- Allick J/	1	10:13	1	08:19	01:54	0-2	-2	2	0	1	0	0.0000
2- Dent D/ 5- Mashburn, Jr. J/ 10- House J/ 13- Johnson J/ 24- Udeze M/	1	08:19	1	05:36	02:43	5-5	0	2	1	0	0	1.1261
2- Dent D/ 5- Mashburn, Jr. J/ 13- Johnson J/ 24- Udeze M/ 53- Allick J/	1	05:36	1	03:44	01:52	2-3	-1	2	0	1	0	1.0000
5- Mashburn, Jr. J/ 10- House J/ 13- Johnson J/ 24- Udeze M/ 53- Allick J/	1	03:44	1	02:01	01:43	2-6	-4	0	0	2	0	0.5155
3- Forsling S/ 5- Mashburn, Jr. J/ 10- House J/ 13- Johnson J/ 53- Allick J/	1	02:01	1	01:17	00:44	0-2	-2	1	1	1	0	0.0000
2- Dent D/ 3- Forsling S/ 5- Mashburn, Jr. J/ 10- House J/ 53- Allick J/	1	01:17	1	00:01	01:15	2-0	2	3	1	1	0	1.0638
3- Forsling S/ 5- Mashburn, Jr. J/ 10- House J/ 13- Johnson J/ 53- Allick J/	1	00:01	2	20:00	00:02	2-0	2	0	0	0	1	2.0000
5- Mashburn, Jr. J/ 10- House J/ 13- Johnson J/ 24- Udeze M/ 53- Allick J/	2	20:00	2	14:15	05:45	16-7	9	5	3	1	1	1.4706
2- Dent D/ 10- House J/ 13- Johnson J/ 24- Udeze M/ 53- Allick J/	2	14:15	2	12:37	01:38	0-2	-2	1	0	2	0	0.0000
2- Dent D/ 5- Mashburn, Jr. J/ 10- House J/ 24- Udeze M/ 53- Allick J/	2	12:37	2	10:03	02:34	7-7	0	0	0	1	1	1.7500
2- Dent D/ 3- Forsling S/ 5- Mashburn, Jr. J/ 10- House J/ 53- Allick J/	2	10:03	2	08:45	01:18	2-3	-1	0	2	0	0	0.5000
2- Dent D/ 3- Forsling S/ 5- Mashburn, Jr. J/ 10- House J/ 13- Johnson J/	2	08:45	2	08:32	00:13	0-0	0	0	0	0	0	0.0000
2- Dent D/ 5- Mashburn, Jr. J/ 10- House J/ 13- Johnson J/ 24- Udeze M/	2	08:32	2	06:45	01:47	2-4	-2	1	0	1	0	0.6667
5- Mashburn, Jr. J/ 10- House J/ 13- Johnson J/ 24- Udeze M/ 53- Allick J/	2	06:45	2	00:20	06:25	8-10	-2	5	1	1	2	0.9132
1- Appelkans B/ 5- Mashburn, Jr. J/ 10- House J/ 13- Johnson J/ 24- Udeze M/	2	00:20	2	00:07	00:13	0-1	-1	0	0	0	0	0.0000
1- Appelkans B/ 2- Dent D/ 5- Mashburn, Jr. J/ 13- Johnson J/ 24- Udeze M/	2	00:07	2	00:00	00:07	0-1	-1	1	0	0	0	0.0000



**New Mexico at Fresno State**

01/03/23 Save Mart Center, Fresno  
2022-23 Men's Basketball

**Game Time:** 8:00 PM  
**Game Duration:** 1:58  
**Attendance:** 4,868

**Officials:** Gregory Nixon, Mike Littlewood, Shawn Lehigh

**Fresno State**

Lineup	Quarter On	Time On	Quarter Off	Time Off	Time on Court	Score	Score Diff	Reb	Stl	Tov	Ass	PPP
1- Baker Jr. J/ 3- Hill I/ 11- Moore I/ 23- Colimerio L/ 25- Holland A/	1	20:00	1	15:00	05:00	9-10	-1	2	2	3	4	0.9000
1- Baker Jr. J/ 3- Hill I/ 23- Colimerio L/ 25- Holland A/ 35- Andre E/	1	15:00	1	10:13	04:47	9-9	0	3	0	1	2	1.1250
3- Hill I/ 5- Campbell J/ 11- Moore I/ 22- Whitaker D/ 25- Holland A/	1	10:13	1	09:35	00:38	0-0	0	1	0	0	0	0.0000
1- Baker Jr. J/ 5- Campbell J/ 11- Moore I/ 22- Whitaker D/ 25- Holland A/	1	09:35	1	07:44	01:51	4-0	4	2	0	0	1	1.3333
1- Baker Jr. J/ 5- Campbell J/ 11- Moore I/ 22- Whitaker D/ 23- Colimerio L/	1	07:44	1	07:33	00:11	0-2	-2	0	0	0	0	0.0000
1- Baker Jr. J/ 5- Campbell J/ 22- Whitaker D/ 23- Colimerio L/ 35- Andre E/	1	07:33	1	05:36	01:57	3-3	0	3	0	1	1	0.7500
1- Baker Jr. J/ 3- Hill I/ 5- Campbell J/ 23- Colimerio L/ 35- Andre E/	1	05:36	1	04:46	00:50	0-0	0	0	1	0	0	0.0000
1- Baker Jr. J/ 3- Hill I/ 5- Campbell J/ 22- Whitaker D/ 23- Colimerio L/	1	04:46	1	03:44	01:02	3-2	1	1	0	0	0	1.5000
1- Baker Jr. J/ 3- Hill I/ 5- Campbell J/ 22- Whitaker D/ 35- Andre E/	1	03:44	1	03:44	00:00	0-0	0	0	0	0	0	0.0000
3- Hill I/ 5- Campbell J/ 22- Whitaker D/ 23- Colimerio L/ 35- Andre E/	1	03:44	1	01:10	02:34	8-3	5	3	3	1	2	1.3605
1- Baker Jr. J/ 3- Hill I/ 5- Campbell J/ 25- Holland A/ 35- Andre E/	1	01:10	2	20:00	01:10	0-3	-3	1	0	1	0	0.0000
1- Baker Jr. J/ 3- Hill I/ 11- Moore I/ 23- Colimerio L/ 25- Holland A/	2	20:00	2	17:08	02:52	2-6	-4	0	1	1	0	0.5000
1- Baker Jr. J/ 3- Hill I/ 5- Campbell J/ 11- Moore I/ 23- Colimerio L/	2	17:08	2	14:15	02:53	5-10	-5	2	0	2	1	0.8333
1- Baker Jr. J/ 3- Hill I/ 5- Campbell J/ 23- Colimerio L/ 35- Andre E/	2	14:15	2	12:37	01:38	2-0	2	0	0	1	0	0.6667
3- Hill I/ 5- Campbell J/ 22- Whitaker D/ 25- Holland A/ 35- Andre E/	2	12:37	2	09:56	02:41	8-7	1	0	1	1	1	2.0619
1- Baker Jr. J/ 3- Hill I/ 11- Moore I/ 22- Whitaker D/ 25- Holland A/	2	09:56	2	08:45	01:11	2-2	0	3	0	2	1	0.6667
1- Baker Jr. J/ 3- Hill I/ 5- Campbell J/ 11- Moore I/ 25- Holland A/	2	08:45	2	04:38	04:07	8-5	3	3	1	0	1	1.3889
1- Baker Jr. J/ 3- Hill I/ 11- Moore I/ 23- Colimerio L/ 25- Holland A/	2	04:38	2	00:20	04:18	6-5	1	5	0	1	1	0.9677
1- Baker Jr. J/ 3- Hill I/ 23- Colimerio L/ 25- Holland A/ 35- Andre E/	2	00:20	2	00:20	00:00	1-0	1	0	0	0	0	2.2727
3- Hill I/ 5- Campbell J/ 23- Colimerio L/ 25- Holland A/ 35- Andre E/	2	00:20	2	00:00	00:20	1-0	1	2	0	0	0	1.1364



**New Mexico at Fresno State**

01/03/23 Save Mart Center, Fresno  
2022-23 Men's Basketball

**Game Time:** 8:00 PM  
**Game Duration:** 1:58  
**Attendance:** 4,868

**Officials:** Gregory Nixon, Mike Littlewood, Shawn Lehigh

**New Mexico**

Lineup	Time	Score	Score Diff	Pts/Min	Reb	Stl	Tov	Ass	PPP
5- Mashburn, Jr. J/ 10- House J/ 13- Johnson J/ 24- Udeze M/ 53- Allick J/	20:03	38-34	4	1.8953	14	6	8	4	1.0698
2- Dent D/ 5- Mashburn, Jr. J/ 10- House J/ 24- Udeze M/ 53- Allick J/	06:11	14-14	0	2.2642	3	0	1	1	1.4000
2- Dent D/ 5- Mashburn, Jr. J/ 10- House J/ 13- Johnson J/ 24- Udeze M/	04:30	7-9	-2	1.5556	3	1	1	0	0.9409
2- Dent D/ 3- Forsling S/ 5- Mashburn, Jr. J/ 10- House J/ 53- Allick J/	04:27	4-5	-1	0.8989	5	3	2	0	0.4505
2- Dent D/ 5- Mashburn, Jr. J/ 13- Johnson J/ 24- Udeze M/ 53- Allick J/	01:52	2-3	-1	1.0714	2	0	1	0	1.0000
2- Dent D/ 10- House J/ 13- Johnson J/ 24- Udeze M/ 53- Allick J/	01:38	0-2	-2	0.0000	1	0	2	0	0.0000
3- Forsling S/ 5- Mashburn, Jr. J/ 10- House J/ 13- Johnson J/ 53- Allick J/	00:46	2-2	0	2.6087	1	1	1	1	0.6667
2- Dent D/ 3- Forsling S/ 5- Mashburn, Jr. J/ 10- House J/ 13- Johnson J/	00:13	0-0	0	0.0000	0	0	0	0	0.0000
1- Appelhans B/ 5- Mashburn, Jr. J/ 10- House J/ 13- Johnson J/ 24- Udeze M/	00:13	0-1	-1	0.0000	0	0	0	0	0.0000
1- Appelhans B/ 2- Dent D/ 5- Mashburn, Jr. J/ 13- Johnson J/ 24- Udeze M/	00:07	0-1	-1	0.0000	1	0	0	0	0.0000



**New Mexico at Fresno State**

01/03/23 Save Mart Center, Fresno  
2022-23 Men's Basketball

**Game Time:** 8:00 PM  
**Game Duration:** 1:58  
**Attendance:** 4,868

**Officials:** Gregory Nixon, Mike Littlewood, Shawn Lehigh

**Fresno State**

Lineup	Time	Score	Score Diff	Pts/Min	Reb	Stl	Tov	Ass	PPP
1- Baker Jr. J/ 3- Hill I/ 11- Moore I/ 23- Colimerio L/ 25- Holland A/	12:10	17-21	-4	1.3973	7	3	5	5	0.8416
1- Baker Jr. J/ 3- Hill I/ 23- Colimerio L/ 25- Holland A/ 35- Andre E/	04:47	10-9	1	2.0906	3	0	1	2	1.1848
1- Baker Jr. J/ 3- Hill I/ 5- Campbell J/ 11- Moore I/ 25- Holland A/	04:07	8-5	3	1.9433	3	1	0	1	1.3889
1- Baker Jr. J/ 3- Hill I/ 5- Campbell J/ 11- Moore I/ 23- Colimerio L/	02:53	5-10	-5	1.7341	2	0	2	1	0.8333
3- Hill I/ 5- Campbell J/ 22- Whitaker D/ 25- Holland A/ 35- Andre E/	02:41	8-7	1	2.9814	0	1	1	1	2.0619
3- Hill I/ 5- Campbell J/ 22- Whitaker D/ 23- Colimerio L/ 35- Andre E/	02:34	8-3	5	3.1169	3	3	1	2	1.3605
1- Baker Jr. J/ 3- Hill I/ 5- Campbell J/ 23- Colimerio L/ 35- Andre E/	02:28	2-0	2	0.8108	0	1	1	0	0.6667
1- Baker Jr. J/ 5- Campbell J/ 22- Whitaker D/ 23- Colimerio L/ 35- Andre E/	01:57	3-3	0	1.5385	3	0	1	1	0.7500
1- Baker Jr. J/ 5- Campbell J/ 11- Moore I/ 22- Whitaker D/ 25- Holland A/	01:51	4-0	4	2.1622	2	0	0	1	1.3333
1- Baker Jr. J/ 3- Hill I/ 11- Moore I/ 22- Whitaker D/ 25- Holland A/	01:11	2-2	0	1.6901	3	0	2	1	0.6667
1- Baker Jr. J/ 3- Hill I/ 5- Campbell J/ 25- Holland A/ 35- Andre E/	01:10	0-3	-3	0.0000	1	0	1	0	0.0000
1- Baker Jr. J/ 3- Hill I/ 5- Campbell J/ 22- Whitaker D/ 23- Colimerio L/	01:02	3-2	1	2.9032	1	0	0	0	1.5000
3- Hill I/ 5- Campbell J/ 11- Moore I/ 22- Whitaker D/ 25- Holland A/	00:38	0-0	0	0.0000	1	0	0	0	0.0000
3- Hill I/ 5- Campbell J/ 23- Colimerio L/ 25- Holland A/ 35- Andre E/	00:20	1-0	1	3.0000	2	0	0	0	1.1364
1- Baker Jr. J/ 5- Campbell J/ 11- Moore I/ 22- Whitaker D/ 23- Colimerio L/	00:11	0-2	-2	0.0000	0	0	0	0	0.0000
1- Baker Jr. J/ 3- Hill I/ 5- Campbell J/ 22- Whitaker D/ 35- Andre E/	00:00	0-0	0	NaN	0	0	0	0	0.0000