



@UNMLLOBOSB



LOBO SOFTBALL

2023

MW

Rachael Hathoot

Amber Linton

Ashley Archuteta

MEDIA GUIDE

2023 QUICK FACTS

Name of School _____ University of New Mexico
 Founded _____ 1889 by Territorial Legislature
 Enrollment _____ 25,015
 Nickname _____ Lobos
 School Colors _____ Cherry & Silver
 Conference _____ Mountain West
 Affiliation _____ NCAA Division I
 Venue _____ Lobo Softball Field
 Dimensions _____ 205-225-205
 Capacity _____ 1,500
 President _____ Dr. Garnett Stokes
 Athletic Director _____ Eddie Nuñez

PROGRAM HISTORY

First Year of Softball _____ 1978
 All-Time Record _____ 1041-1194-3
 Mountain West Record _____ 138-323-1
 NCAA Tournament Appearances _____ 3
 1980 (IAAW), 1981 (IAAW) and 1983 (NCAA)
 Last NCAA Postseason Opponent _____ Cal State Fullerton
 Last NCAA Postseason Result _____ CSUF won series 2-1
 Conference Championships _____ 3
 1980 (Intermountain), 1981 (Intermountain) and 1983 (High Country)

TEAM INFORMATION

2022 Overall Record _____ 26-27
 2022 MW Record _____ 6-18 (9th)
 Letterwinners Returning/Lost _____ 16/7
 Pitchers Returning/Lost _____ 2/4
 Starters Returning/Lost _____ 7/2
 Newcomers _____ 11

SOFTBALL STAFF

Head Coach _____ Nicole Dickson (First season)
 Record at UNM _____ 0-0
 Career Record _____ 169-123 (Seventh season)
 Assistant Coach Morgan Spearman (First season)
 Assistant Coach _____ Skylar Black (First season)
 Vol. Asst. Coach _____ Andrea Howard (First season)
 Dir. of Operations _____ Shelley Black (First season)

COMMUNICATIONS

Softball Contact _____ Allison Weiss
 Email _____ allisonweiss@unm.edu
 Cell Phone (Preferred) _____ (661) 313-5402
 Communications Office _____ (505) 925-5520

DIGITAL MEDIA

Athletics Website _____ GoLobos.com
 Main University Web Site _____ unm.edu
 Conference Website _____ TheMW.com
 Twitter _____ @UNMLoboSB
 Instagram _____ @UNMLoboSB
 Facebook _____ @UNMLoboSB

2023 SCHEDULE

DATE	OPPONENT	TIME/SCORE
2/9	at Nicholls	4 p.m.
LSU Tournament Baton Rouge, La.		
2/10	Oregon State	2:30 p.m.
2/10	at LSU	5 p.m.
2/11	Oregon State	11 a.m.
2/11	at LSU	4 p.m.
Dr. Natalicio Memorial Tournament El Paso, Texas		
2/17	Buffalo	7 p.m.
2/18	Santa Clara	10 a.m.
2/18	Texas Tech	1 p.m.
2/19	at UTEP	12 p.m.
2/19	at UTEP	3 p.m.
2/22	CSU Bakersfield	3 p.m.
2/22	CSU Bakersfield	5 p.m.
Troy Cox Classic Las Cruces, N.M.		
2/24	Oklahoma State	9 a.m.
2/24	Creighton	11:30 a.m.
2/25	at New Mexico State	2 p.m.
2/25	Nebraska	6:30 p.m.
2/26	Nebraska	9 a.m.
3/1	UTEP	3 p.m.
3/1	UTEP	5 p.m.
Arizona State/GCU Classic Tempe, Ariz.		
3/3	Houston	11 a.m.
3/3	at Arizona State	4 p.m.
3/4	Washington	11 a.m.
3/4	at GCU	4 p.m.
3/5	Charlotte	9:30 a.m.
Texas Tech Tournament Lubbock, Texas		
3/10	Manhattan	9 a.m.
3/10	Buffalo	11:30 a.m.
3/11	Buffalo	9 a.m.
3/11	at Texas Tech	4:30 p.m.
3/12	at Texas Tech	11:30 a.m.
3/15	at Weber State	3 p.m.
3/17	at Utah State *	4 p.m.
3/18	at Utah State *	12 p.m.
3/19	at Utah State *	12 p.m.
3/24	San José State *	6 p.m.
3/25	San José State *	2 p.m.
3/26	San José State *	12 p.m.
3/28	New Mexico State	3 p.m.
3/31	at Fresno State *	7 p.m.
4/1	at Fresno State *	3 p.m.
4/2	at Fresno State *	1 p.m.
4/6	Boise State *	6 p.m.
4/7	Boise State *	2 p.m.
4/8	Boise State *	12 p.m.
4/15	Colorado State *	2 p.m.
4/16	Colorado State *	12 p.m.
4/21	San Diego State *	7 p.m.
4/22	San Diego State *	5 p.m.
4/23	San Diego State *	1 p.m.
4/28	Nevada *	6 p.m.
4/29	Nevada *	2 p.m.
4/30	Nevada *	11 a.m.
5/5	UNLV *	4 p.m.
5/6	UNLV*	1 p.m.
5/11-14 MW Conference Tournament San Diego, Calif.		

Bold denotes home games
 *denotes Mountain West game
 All times listed are Mountain Time
 Game times are subject to change

TABLE OF CONTENTS

QUICK FACTS/SCHEDULE	2
ROSTER	3-4
COACHING STAFF & PLAYERS	
HEAD COACH NICOLE DICKSON	5
ASSISTANT COACH MORGAN SPEARMAN	6
ASSISTANT COACH SKYLAR BLACK	7
VOL. ASSISTANT COACH ANDREA HOWARD	8
TEAM PHOTO	9
PLAYER PAGES	10-31
INDIVIDUAL CAREER GAME-BY-GAME STATS	32-36

RECORDS

CAREER RECORDS	38-39
SINGLE-SEASON RECORDS	40-41
OFFENSIVE LEADERS BY YEAR	42-43

HISTORY

YEAR-BY-YEAR	45-56
ALL-TIME RESULTS	57
ALL-TIME SERIES VS. OPPONENTS	58-73
STATISTICAL HISTORY BY YEAR	74
COACHING HISTORY	75
AWARDS AND HONORS	76-77

LETTERWINNERS

ALL-TIME LETTERWINNERS	79-80
------------------------	-------

THIS IS UNM

LOBO SOFTBALL FIELD	82
THIS IS NEW MEXICO	83-85

CONTACT

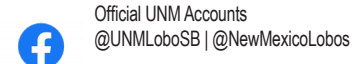


All interviews with UNM student-athletes and coaches should be coordinated through the athletics communications office. Interviews may be arranged by contacting Allison Weiss in the athletics communications office (allisonweiss@unm.edu). All interview requests should be made at least 24 hours in advance.

GOLOBOS.COM

You can find all the updated statistics, releases, bios and history of Lobo Softball at www.GoLobos.com

SOCIAL MEDIA

Fans can keep up with the UNM softball team and Lobo Athletics by following the accounts on Twitter, Instagram and Facebook.





0
Evany Gonzalez
INF | 5-1 | FR.
Alvin, Texas



1
Briana Martinez
UT | 5-3 | SR.
Albuquerque, N.M.



2
Savana Martinez
C | 5-3 | RS-SO.
Albuquerque, N.M.



3
Rachael Hathoot
INF | 5-8 | RS-JR.
Albuquerque, N.M.



4
Jenna Trim
P/UT | 5-10 | JR.
North Curl Curl, Australia



5
Emmalyn Brinka
P | 6-0 | FR.
Chandler, Ariz.



6
Alexis Vigil
INF | 5-0 | SR.
Los Lunas, N.M.



7
Ashley Archuleta
INF | 5-4 | SR.
Rio Rancho, N.M.



8
Bella Mitchell
P | 5-6 | FR.
New Braunfels, Texas



9
Selesthe Complan
OF | 5-1 | FR.
Rosenberg, Texas



12
Savannah Braun
OF | 5-10 | JR.
Tualatin, Ore.



13
Elizabeth Baylor
OF | 5-8 | FR.
Richmond, Texas



14
Taylor Snow
P | 5-10 | RS-SO.
Columbia, La.



16
Leslie Romero
C | 5-6 | SR.
Gonzales, Calif.



17
Amber Linton
P | 6-0 | JR.
Franklin, Ind.



18
Grace Rana
C | 5-6 | FR.
Queen Creek, Ariz.



20
Emma Bramson
INF | 5-7 | SO.
Valencia, Calif.



21
Peyton Robinson
OF | 5-6 | SR.
Saginaw, Texas



24
Diamond Sandoval
OF | 5-3 | SO.
Norwalk, Calif.



25
Chloe Yeatts
C | 5-9 | FR.
Ardmore, Okla.



27
Olivia Birkinshaw
OF | 5-10 | SO.
Santa Margarita, Calif.



28
Samantha Fohrman
P | 5-7 | SR.
Cottage Grove, Minn.



34
Maddie Boldt
OF | 5-8 | JR.
Round Rock, Texas



38
Keyannah Chavez
OF | 5-1 | FR.
Leander, Texas



42
Loran Walker
C | 5-6 | RS-FR.
Meridian, Idaho



44
Lauren Garcia
INF | 5-11 | RS-FR.
El Paso, Texas



55
Janae Cameron
C | 5-9 | SR.
Windsor, Colo.



77
Reyann Tuck
1B | 6-0 | SR.
Hillsboro, Ore.



99
Aysiah Gonzalez
C | 5-7 | SO.
La Puente, Calif.



Nicole Dickson
Head Coach



Morgan Spearman
Assistant Coach



Skylar Black
Assistant Coach



Andrea Howard
Volunteer Asst.



Shelley Black
Dir. of Operations



Kelly Trevino
Athletic Trainer

NUMERICAL ROSTER

#	NAME	POS	HT	YR	B/T	HOMETOWN (PREVIOUS SCHOOL)
0	Evany Gonzalez	INF	5-1	Fr.	L/R	Alvin, Texas (Lutheran South Academy)
1	Briana Martinez	UTL	5-3	Jr.	R/R	Albuquerque, N.M. (Rio Rancho HS)
2	Savana Martinez	C	5-3	RS-Fr.	R/R	Albuquerque, N.M. (Rio Rancho HS)
3	Rachael Hathoot	INF	5-8	Jr.	R/R	Albuquerque, N.M. (La Cueva HS)
4	Jenna Trim	P/UTL	5-10	Jr.	R/R	North Curl Curl, NSW, Australia (Pensacola State)
5	Emmalyn Brinka	P	6-0	Fr.	R/R	Chandler, Ariz.(Corona del Sol HS)
6	Alexis Vigil	INF	5-0	Sr.	R/R	Los Lunas, N.M. (Coll. of Southern Nevada)
7	Ashley Archuleta	INF	5-4	Fr.	L/R	Rio Rancho, N.M. (Cleveland HS)
8	Bella Mitchell	P	5-6	Fr.	R/R	New Braunfels, Texas (Canyon HS)
9	Seleste Compian	OF	5-1	Fr.	L/R	Rosenberg, Texas (George Ranch HS)
12	Savannah Braun	OF	5-10	So.	R/R	Tualatin, Ore. (Tualatin HS)
13	Elizabeth Baylor	OF	5-8	Fr.	R/R	Richmond, Texas (Churchill Fulshear HS)
14	Taylor Snow	P	5-10	RS-So.	R/R	Columbia, La. (Louisiana)
16	Leslie Romero	C	5-4	Sr.	R/R	Gonzales, Calif. (Salinas HS)
17	Amber Linton	P	6-0	So.	R/R	Franklin, Ind. (Indiana)
18	Grace Rana	C	5-6	Fr.	R/R	Queen Creek, Ariz. (Queen Creek HS)
20	Emma Bramson	INF	5-7	Fr.	R/R	Valencia, Calif. (Valencia HS)
21	Peyton Robinson	OF	5-6	Sr.	L/R	Saginaw, Texas (Southern Nazarene)
24	Diamond Sandoval	OF	5-3	So.	R/R	Norwalk, Calif. (St. Paul HS)
25	Chloe Yeatts	C	5-9	Fr.	R/R	Ardmore, Okla. (Lone Grove HS)
27	Olivia Birkinshaw	OF	5-10	Fr.	R/R	Santa Margarita, Calif. (Mission Viejo HS)
28	Samantha Fohrman	P	5-7	Jr.	R/R	Cottage Grove, Minn. (Georgian Court)
34	Maddie Boldt	OF	5-8	Jr.	R/R	Round Rock, Texas (Incarnate Word)
38	Keyannah Chavez	OF	5-1	Fr.	L/L	Leander, Texas (Glen HS)
42	Loran Walker	C	5-6	RS-Fr.	R/R	Meridian, Idaho (Rocky Mountain HS)
44	Lauren Garcia	INF	5-11	RS-Fr.	R/R	El Paso, Texas (Montwood HS)
55	Janae Cameron	C	5-9	Sr.	R/R	Windsor, Colo. (Nebraska Omaha)
77	Reyan Tuck	1B	6-0	Sr.	R/R	Hillsboro, Ore. (Towson)
99	Aysiah Gonzalez	C	5-7	Fr.	R/R	La Puente, Calif. (Bishop Amat HS)

COACHING STAFF

Head Coach: Nicole Dickson	1st season	Eastern New Mexico
Assistant Coach: Morgan Spearman	1st season	Angelo State
Assistant Coach: Skylar Black	1st season	Stephen F. Austin
Volunteer Assistant: Andrea Howard	1st season	New Mexico
Director of Ops: Shelley Black	1st season	Stephen F. Austin

HOME

ARIZONA (2)

Emmalyn Brinka, Grace Rana

AUSTRALIA (1)

Jenna Trim

CALIFORNIA (5)

Olivia Birkinshaw, Emma Bramson, Aysiah Gonzalez, Leslie Romero, Diamond Sandoval

COLORADO (1)

Janae Cameron

IDAHO (1)

Loran Walker

INDIANA (1)

Amber Linton

LOUISIANA (1)

Taylor Snow

MINNESOTA (1)

Samantha Fohrman

NEW MEXICO (5)

Ashley Archuleta, Rachael Hathoot, Briana Martinez, Savana Martinez, Alexis Vigil

OKLAHOMA (1)

Chloe Yeatts

OREGON (2)

Savannah Braun, Reyan Tuck

TEXAS (8)

Elizabeth Baylor, Maddie Boldt, Keyannah Chavez, Seleste Compian, Lauren Garcia, Evany Gonzalez, Bella Mitchell, Peyton Robinson

PRONUNCIATION GUIDE

3	RACHAEL HATHOOT	Ray-chel HAT-hoot
6	Alexis VIGIL	VEE-hill
9	Seleste COMPIAN	CALM-pee-ON
12	Savannah BRAUN	BRAWN
18	Grace RANA	RAIN-ah
25	Chloe YEATTS	Rhymes with Gates
28	Samantha FOHRMAN	FOUR-mihn
42	LORAN Walker	Lauren
77	REYAN Tuck	REE-ann
99	AYSIAH Gonzales	Asia

CLASS

SENIORS (7) (*Super Senior)

55	Janae Cameron*	C
28	Samantha Fohrman	RHP
1	Briana Martinez	UTL
21	Peyton Robinson*	OF
16	Leslie Romero	C
77	Reyan Tuck*	1B
6	Alexis Vigil*	INF

JUNIORS (6)

34	Maddie Boldt	OF
12	Savannah Braun	OF
3	Rachael Hathoot (R-Jr.)	INF
17	Amber Linton	RHP
24	Diamond Sandoval	OF
4	Jenna Trim	RHP/UTL

SOPHOMORES (6)

7	Ashley Archuleta	INF
27	Olivia Birkinshaw	OF
20	Emma Bramson	INF
99	Aysiah Gonzalez	C
2	Savana Martinez (R-So.)	C
14	Taylor Snow (R-So.)	RHP

FRESHMEN (10)

13	Elizabeth Baylor	OF
5	Emmalyn Brinka	RHP
38	Keyannah Chavez	OF
9	Seleste Compian	OF
44	Lauren Garcia (R-Fr.)	INF
00	Evany Gonzalez	INF
8	Bella Mitchell	RHP
18	Grace Rana	C
42	Loran Walker (R-Fr.)	C
25	Chloe Yeatts	C

POSITIONAL BREAKDOWN

PITCHERS (6)

4	Jenna Trim
5	Emmalyn Brinka
8	Bella Mitchell
14	Taylor Snow
17	Amber Linton
28	Samantha Fohrman

CATCHERS (7)

2	Savana Martinez
16	Leslie Romero
18	Grace Rana
25	Chloe Yeatts
42	Loran Walker
55	Janae Cameron
99	Aysiah Gonzalez

INFIELDERS (7)

00	Evany Gonzalez
3	Rachael Hathoot
6	Alexis Vigil
7	Ashley Archuleta
20	Emma Bramson
44	Lauren Garcia
77	Reyan Tuck

OUTFIELDERS (8)

9	Seleste Compian
12	Savannah Braun
13	Elizabeth Baylor
24	Diamond Sandoval
21	Peyton Robinson
27	Olivia Birkinshaw
34	Maddie Boldt
38	Keyannah Chavez

UTILITY (2)

1	Briana Martinez
4	Jenna Trim

HEAD COACH | NICOLE DICKSON

Nicole Dickson enters her first season at The University of New Mexico and became the sixth head coach in program history when she was hired on June 3, 2022.

Dickson spent the last six seasons as the head coach at Stephen F. Austin, with the Ladyjacks surpassing 30 wins in four of five seasons and were on pace for another stellar result in the shortened 2020 season with a 19-4 record. Through her six seasons, Dickson compiled a 169-123 record and was named the 2021 Southland Conference Coach of the Year. Under her leadership, SFA had 20 all-conference selections, as well as two hitter of the year and pitcher of the year selections, a player of the year and a freshman of the year.

In 2021, the program set three program records. SFA's 25 league wins and just two conference losses were a program best, with the team setting another program record with 18 consecutive wins.

In the shortened 2020 season, Dickson and the Ladyjacks went 19-4 and set a program record with a then-13 consecutive wins with a NCAA Division I best nine true road wins.

In the 2019, SFA went 36-23, compiling wins over Power Five programs Illinois, Mississippi State, Indiana and Baylor.

Before taking the helm at SFA, Dickson gained experience as the head coach at Tyler Junior College (2013-16) and spent a year as the head coach at Paris Junior College (2012-13). Dickson got her start in coaching as a graduate assistant at Hardin-Simmons in 2008 before getting her first coaching job as an assistant coach at Howard College in 2010.

Dickson earned a B.S. in health and physical education from Eastern New Mexico in 2008 and earned a master's in sports management and kinesiology from Hardin-Simmons in 2009.

FUN FACTS:

Coach Dickson has several ties to New Mexico. She pitched at Eastern New Mexico from 2007-08 and umpired in the summers in Albuquerque while in college.

In addition, Coach Dickson's first win at SFA was against UNM (a 5-1 win on Feb. 17, 2017).

YEAR-BY-YEAR	SCHOOL	OVERALL	CONFERENCE
2022	Stephen F. Austin	31-27 (.534)	18-6 (.750)
2021	Stephen F. Austin	35-12 (.745)	25-2 (.926)
2020	Stephen F. Austin	19-4 (.826)	3-0 (1.000)
2019	Stephen F. Austin	36-23 (.610)	18-9 (.667)
2018	Stephen F. Austin	31-24 (.564)	18-9 (.667)
2017	Stephen F. Austin	17-33 (.340)	9-15 (.375)
2016	Tyler JC	60-6 (.909)	27-1 (.964)
2015	Tyler JC	39-18 (.684)	18-10 (.643)
2014	Tyler JC	Hired to start softball program	
2013	Paris JC		
2012	Paris JC		



ALL-TIME RECORDS (DI OPPONENTS)

OPPONENT	Series	H	A	N	
Abilene Christian	9-9	2-4	7-5		
Arkansas-Pine Bluff	1-0			1-0	
Austin Peay	1-0			1-0	
Baylor	1-3	0-1	1-2		
Belmont	1-0			1-0	
Bowling Green	0-1			0-1	
Butler	1-1			1-1	
Central Arkansas	6-6	2-1	4-4	0-1	
Coppin State	1-0			1-0	
Drake	1-0			1-0	
Evansville	0-1			0-1	
Georgia State	0-1			0-1	
Grambling State	1-0			1-0	
Grand Canyon	1-2			1-2	
Hofstra	1-0			1-0	
Houston	0-2		0-2		
Houston Baptist	10-2	7-2	3-0		
Illinois	1-0			1-0	
Illinois State	0-1			0-1	
Incarnate Word	11-1	2-1	9-0		
Indiana	1-0			1-0	
Jackson State	3-0	1-0		2-0	
Jacksonville	1-1			1-1	
Jacksonville St.	1-0			1-0	
Kansas	0-3			0-3	
Kent State	1-0			1-0	
Lamar	15-6	7-5	8-1		
Louisiana	0-2		0-2		
Louisiana-Monroe	6-3	1-1	4-2	1-0	
LSU	0-4		0-4		
Louisiana Tech	2-4	2-1	0-2	0-1	
Maryland	1-0			1-0	
McNeese	4-9	4-3	0-4	0-2	
Memphis	3-0	2-0		1-0	
Middle Tennessee	4-0	1-0		3-0	
Mississippi State	1-3		1-3		
Mississippi Valley	2-1			2-1	
Missouri	0-1		0-1		
Missouri State	1-5		0-1	1-4	
New Mexico	2-0			2-0	
Nicholls	4-5	4-2	0-3		
North Texas	0-4		0-4		
Northern Iowa	2-0			2-0	
Northwestern State	8-3	6-3	1-0	1-0	
Ole Miss	0-3		0-3		
Oregon	0-1			0-1	
Pitt	0-1			0-1	
Prairie View	6-0	2-0	4-0		
Purdue	2-0			2-0	
Sam Houston State	13-6	5-1	8-4	0-1	
Seattle	2-0			2-0	
South Alabama	2-3		2-3		
South Dakota State	0-1			0-1	
Southeastern La.	1-3		1-2	0-1	
Southern	3-0			3-0	
Southern Illinois	0-1			0-1	
Southern Miss	1-1		1-1		
Syracuse	0-1			0-1	
Tarleton State	6-2	2-1	3-0	1-1	
Tennessee Tech	1-1			1-1	
Texas Arlington	2-3	1-1	1-2		
Texas A&M	0-5		0-5		
Texas A&M-CC	8-1	3-0	5-1		
Texas Southern	8-0	3-0	4-0	1-0	
Texas Tech	0-1			0-1	
UMKC	0-2			0-2	
USC Upstate	0-1			0-1	
UT Martin	1-0			1-0	
Valparaiso	1-0			1-0	
Western Kentucky	0-2			0-2	
Western Michigan	3-0			3-0	
		169-123	57-27	67-61	45-35

RANKED WINS		
No. 16	Indiana	1-0 3/1/19
No. 24	Mississippi St.	1-0 2/10/19
No. 25	Illinois	7-2 2/23/19

COACHING HISTORY

2017-22: Stephen F. Austin, Head Coach
 2013-16: Tyler Junior College, Head Coach
 2012-13: Paris Junior College, Head Coach
 2010-12: Howard College, Assistant Coach
 2008-09: Hardin-Simmons, Graduate Assistant

ASSISTANT COACH | MORGAN SPEARMAN



Morgan Spearman enters her first season as an assistant coach with the Lobos after joining the program in June 2022.

In her role with UNM, Spearman's primary responsibilities will be hitting and outfield with recruiting as a secondary responsibility.

"We have worked together for five years now and balance each other well," stated Dickson. "Her strengths include player development and teaching the game, with an incredible work ethic and task efficiency, and preparation with scouting and practice plans. I'm excited to have her join UNM Softball."

As mentioned, the new Lobo coach has worked with Dickson for the past five seasons at Stephen F. Austin, working with the Ladyjack outfielders and hitters as well as handled team travel and program operations.

"First off, I want to thank Coach Dickson for this opportunity to come to The University of New Mexico with her," commented Spearman. "Working alongside Coach Dickson these last five years has been nothing but enjoyment. What I love most about working with her is the winning mindset and culture she brings."

"I am looking forward to getting on campus and starting to work with this program and awesome administration. Lastly, thank you Eddie Nuñez and David Williams for this opportunity as well. Go Lobos."

Working with Dickson, Spearman was instrumental to the Ladyjacks' success in winning the Southland Conference in 2021 and the WAC Southwest Division in 2022 and in accumulating 30-plus wins in four of the past five seasons. Working with the hitters, Spearman developed the 2021 Southland Hitter of the Year along with three named to the All-Southland First Team, two placed on the All-Southland Second Team and one on the All-Southland Third Team in 2021. This past year, Spearman helped two players earn All-WAC Second Team honors.

During her time at SFA, the Ladyjacks had two hitter of the year selections.

Previous to serving as the assistant coach at SFA, Spearman was an assistant coach at Eastern New Mexico from 2016-17 and was a graduate assistant at her alma mater, Angelo State, from 2014-16.

Spearman played collegiately at Angelo State from 2011-14, earning All-America honors in 2013 and 2014. Further, she was named to the first team all-region and a NFCA Third Team All-American in 2013 and in 2014, was named to the NFCA All-America First Team and named the Division II Softball Player of the Year Honda Cup Award winner. An outfielder, Spearman was the Lone Star Conference Player of the Year in 2014, and broke Angelo State and Lone Star Conference single-season records her senior season after hitting .506.

ASSISTANT COACH | SKYLAR BLACK



Skylar Black enters his first year as an assistant coach at UNM after being hired in July 2022.

As a former catcher at Stephen F. Austin, Black will oversee the catcher position and serve as the infield coach with the Lobos.

Black joins the program after serving as a volunteer assistant coach at SFA with the baseball team, where he garnered experience working with the catchers and was the secondary infield coach.

“I have worked with Skylar for two years, so he knows our expectations and culture,” stated Dickson. “He’s a high-character individual that is hard working and can teach and develop players defensively, which is what we need.”

“I am beyond excited to join Coach Dickson’s staff,” commented Black. “I have been able to watch her and Coach (Morgan) Spearman over the past five years, and I love the energy that they bring day in and day out. I can’t wait to get to campus and get to work.”

As aforementioned, Black was a catcher for the Lumberjacks. His senior season, Black was named to the 2021 All-Southland Conference Second Team after leading the team in total RBI (34), home runs (seven), total bases (74) and slugging percentage (.510). As a sophomore, he split time as catcher, first base and designated hitter.

After graduation, Black spent a season with the Missoula PaddleHeads in the Pioneer League.

VOLUNTEER ASSISTANT COACH | ANDREA HOWARD



She may have hung up her cleats, but Andrea Howard's time as a Lobo isn't over. UNM softball head coach Nicole Dickson added Howard as a volunteer assistant coach, with Howard assisting with the outfield and hitting.

"I didn't get enough of Lobo Softball," commented Howard. "I am grateful for this opportunity to continue sharing my love and knowledge of this sport to the next group of Lobo players. Go Lobos."

Howard needs no introduction to Lobo fans, having recently played for the program the past five seasons. An Albuquerque native, Howard graduated as the program's all-time leader in home runs and total bases, second in career slugging percentage, runs-batted-in and walks and fourth in on-base percentage.

Through her 222 games as a Lobo, starting in 221, Howard recorded 47 home runs, 380 total bases, 147 RBI, 123 walks and carried a slugging percentage of .637 and an on-base percentage of .427.

She was a three-time All-Mountain West honoree, became the only two-time first team Academic All-American in program history and is a three-time CoSIDA All-American.

Howard graduated from UNM in 2022 with a 4.12 GPA and graduated with a double major in biology and psychology.

2022-23 LOBOS



COACHING STAFF





1 **BRIANA MARTINEZ**

CLASS Senior
HT 5-3
POSITION UT
B/T R/R
HOMETOWN Albuquerque, N.M.
HIGH SCHOOL Rio Rancho HS
MAJOR Liberal Arts

CAREER BESTS

H: 3, 2x, Last vs. No. Colo., 2-14-20
2B: 2, Northern Colorado, 3-1-20
3B: 1 vs. Nevada, 4-10-21
HR: 2, Fresno State, 4-14-22
TB: 8, Fresno State, 4-14-22
RBI: 2, 11x, at Boise State, 5-6-22
R: 3, 2x, Last vs. Maine, 3-12-22
BB: 4, UCSB, 3-3-22
HBP: 1, 5x, at San José State, 3-20-22
SB: 1, 11x, at Boise State, 5-8-22
SF: 1, Alabama, 2-13-22

NOTES

All-Mountain West in 2020
 Academic All-MW (2020-22)
 2019 New Mexico Gatorade Softball Player of the Year
 Led the team in walks in 2020
 Sister is Savana Martinez

JUNIOR (2022): Started all 53 games, playing 22 games at third and 31 games at shortstop ... recorded 33 hits, including five doubles and seven home runs ... accounted for 19 RBI ... hit two home runs against Fresno State on April 14... second on the team in slugging percentage (.434) and walks (25), tied for second in home runs, third on the team in total bases (59), fourth in on-base percentage (.362)... six multiple hit games and five multiple RBI games...named to the Academic All-MW Team.

SOPHOMORE (2021): Started in 43 games, 19 games at third base and 24 in left field ... finished with 19 hits, 10 RBI, five doubles, one triple, one home run, 13 walks and five stolen bases297 on-base percentage and .284 slugging percentage ... three multiple hit games and one multiple RBI games on the season ... finished the season on a four-game hitting streak ... fifth on the team in on-base percentage, doubles, fielding double plays (four) and RBI ... tied for second in stolen bases, tied for third in triples and hit-by-pitch and third in walks and assists (43).

FRESHMAN (2020): Started all 26 games in left field ... recorded 20 hits, five doubles, two home runs and 31 total bases ... led the team in walks (20) and stolen bases (five), second in on-base percentage (.451), third in batting average (.286) and doubles (five), fourth in hits (20) and total bases (31), fifth in runs scored (13) and tied for third in home runs (two) ... went a perfect 5-for-5 in stolen bases ... recorded her first collegiate hit against Stanford on Feb. 7 ... hit her first collegiate home run on Feb. 9 at Grand Canyon ... posted six multiple-hit games and five multiple RBI games ... started the season with a 22-game on-base streak ... led the MW in walks ... 30th in the NCAA in walks per game (0.77) ... named to the MW All-Conference Team ... named to the Spring 2020 Academic All-Mountain West Team.

HIGH SCHOOL: Graduated from Rio Rancho High School in 2019 ... named the 2019 New Mexico Gatorade Softball Player of the Year after hitting .558 with 45 RBI, 53 runs scored, 21 stolen bases and a slugging percentage of 1.299 ... led the Rams to the Class 5A state championship in 2019 ... Albuquerque Journal All-Metro First Team in 2018 ... all-district first team in 2018 ... state champion 2014-15 ... metro champions 2014-15 ... three-time all-academic team ... honor roll member for two years.



CAREER STATISTICS

SEASON	GP	GS	AVG.	AB	R	H	2B	3B	HR	RBI	TB	SLG%	BB	SO	HBP	OB%	SF	SH	SB-SA	PO	A	E	FLD%
2020	26	26	.286	70	13	20	5	0	2	14	31	.443	20	15	1	.451	0	0	5-5	31	1	2	.941
2021	43	43	.186	102	8	19	5	1	1	10	29	.284	13	39	3	.297	0	2	5-5	52	43	4	.960
2022	53	53	.243	136	21	33	5	0	7	19	59	.434	25	37	1	.362	1	6	2-3	57	92	15	.909
TOTAL	122	122	.234	308	42	72	15	1	10	43	119	.386	58	91	5	.363	1	8	12-13	140	136	21	.929



2 SAVANA MARTINEZ
 CLASS RS-Sophomore
 HT 5-3
 POSITION C
 B/T R/R
 HOMETOWN Albuquerque, N.M.
 HIGH SCHOOL Rio Rancho HS
 MAJOR Liberal Arts

CAREER BESTS
H: 2, Maine, 3-12-22
2B: 1, Wisconsin, 3-13-22
3B:
HR:
TB: 3, Maine, 3-12-22
RBI: 1, 2x, Last at Nevada, 4-23-22
R: 3, 2x, Last vs. Maine, 3-12-22
BB: 1, 3x, at Colorado State, 4-9-22
K: 1, 7x, Last at Nevada, 4-24-22
R CS: 1, Maine, 3-12-22

NOTES
 Sister is Briana Martinez
 Started 7 games at catcher
 Hit 8th in 5 games and 9th in 2 games
 First collegiate hit and RBI came against Maine on March 12, 2022

REDSHIRT-FRESHMAN (2022): Played in 12 games, starting in seven games at catcher ... finished with four hits that included two doubles ... tallied two RBI and reached base on three walks ... had two hits and one RBI against Maine on March 12 for her first collegiate hit and RBI... threw out a runner stealing against Maine.

FRESHMAN (2021): Redshirt.

HIGH SCHOOL: Graduated from Rio Rancho High School in 2020 ... 2018-19 metro, district and state champion ... earned first team all-district three years ... member of AVID and Full Spanish Immersion Program.

PERSONAL: Birthday is Aug. 15... born in Albuquerque ... parents are Chris and Erica Martinez ... has two siblings, Briana and Mia ... sister Briana is a sophomore on the team ... played club ball for the New Mexico Sundancers ... two-time state champ with club team.



CAREER STATISTICS

SEASON	GP	GS	AVG.	AB	R	H	2B	3B	HR	RBI	TB	SLG%	BB	SO	HBP	OB%	SF	SH	SB-SA	PO	A	E	FLD%
2022	12	7	.200	20	2	4	2	0	0	2	6	.300	3	7	0	.304	0	0	0-0	33	1	0	1.000
TOTAL	12	7	.200	20	2	4	2	0	0	2	6	.300	3	7	0	.304	0	0	0-0	33	1	0	1.000



3 RACHAEL HATHOOT

CLASS RS-Junior
HT 5-8
POSITION INF
B/T R/R
HOMETOWN Albuquerque, N.M.
HIGH SCHOOL La Cueva HS
MAJOR Speech & hearing

CAREER BESTS

H: 2, 13x, Last at Utah State, 5-15-21
2B: 2, 2x, Last vs San José State, 5-8-21
3B: 1, 2x, Last vs. South Dakota, 2-29-20
HR: 1, 5x, Last at Utah State, 5-14-21
TB: 5, 2x, Last Utah State, 5-14-21
RBI: 3, San José State, 5-8-21
R: 2, 8x, Last vs. San José State, 5-8-21
BB: 2, Weber State, 2-7-20
HBP: 1, 5x, Last at SDSU, 5-1-21

NOTES

MW Scholar-Athlete (2019-20)
 Academic All-MW (2020-21)
 Led the team in stolen bases in 2021
 Led the team in triples in 2020
 Double majoring in psychology and speech & hearing sciences

JUNIOR (2022): Did not play, medical redshirt.

SOPHOMORE (2021): Started all 46 games, playing second base for 42 games and catcher for four ... finished with 32 hits, 20 RBI, 10 doubles, four home runs, nine walks and nine stolen bases ... led the team in stolen bases and attempts, while second in doubles and assists (79) and third in total bases (54), slugging percentage (.406), on-base percentage (.299), hits, RBI, home runs, fielding double plays (seven) and put-outs (96) ... fifth in batting average (.241) ... posted eight multiple hit games and five multiple RBI games ... ended the season on a six-game streak of reaching base and a six-game hitting streak ... tied career high with two doubles against San Jose State on May 8 and twice set career high in total bases with five (at Utah State on May 14 and against San Jose State on May 8) ... career-high three RBI against San Jose State on May 8 ... tied for fifth in the MW in overall doubles and assists ... tied Cameryn O'Grady for the lead in doubles in MW games with eight ... ninth in the MW in slugging percentage in MW games (.609) ... named Mountain West Player of the Week on May 11.

FRESHMAN YEAR (2020): Started all 26 games at third base ... posted 21 hits, six doubles, two triples, one home run and seven walks ... finished with a batting average of .250 and .330 on-base percentage ... second on the team in runs scored (19), third in hits and total bases (34), fourth in runs batted in (12), fifth in slugging percentage (.405) ... led the team with six turned double plays and 47 assists ... tied for seventh in the MW in assists ... recorded her first collegiate hit against Stanford on Feb. 7 and her first collegiate home run against Stanford on Feb. 8 ... had five multiple-hit games and four multiple RBI games ... had an on-base streak of 10 games to begin the season and a four-game hitting streak ... was the only Lobo to hit a triple, which she did twice ... named a MW Scholar-Athlete and named to the Spring 2020 Academic All-Mountain West Team.

HIGH SCHOOL: Graduated from La Cueva HS in 2019 ... district champion in 2016 ... three-time metro champion in 2016, 2017 and 2018 ... state champion in 2017 ... second team all-district and second team all-metro in 2016 and 2017 ... first team all-district, second team all-metro and second team all-state in 2018 ... academic letterwinner in 2017 and 2018 ... member of the National English Honor Society and the National Spanish Honor Society.



CAREER STATISTICS

SEASON	GP	GS	AVG.	AB	R	H	2B	3B	HR	RBI	TB	SLG%	BB	SO	HBP	OB%	SF	SH	SB-SA	PO	A	E	FLD%
2020	26	26	.250	84	19	21	6	2	1	12	34	.405	7	8	3	.330	0	2	0-1	38	47	6	.934
2021	46	46	.241	133	18	32	10	0	4	20	54	.406	9	25	2	.299	0	2	9-12	96	79	11	.941
TOTAL	72	72	.244	217	37	53	16	2	5	32	88	.406	16	33	5	.311	0	4	9-13	134	126	17	.939



4 JENNA TRIM

CLASS Junior
HT 5-10
POSITION P/UT
B/T R/R
HOMETOWN North Curl Curl, Australia
LAST SCHOOL Pensacola State
MAJOR Liberal Arts

CAREER BESTS (AT PENSACOLA)
IP: 7.0, 5x, Last vs. Gulf Coast St. College, 4-9-22
BB: 4, Meridian CC, 2-6-21
K: 12, Meridian CC, 2-6-21
PO: 14, Florida Southwestern St. College, 5-8-22
A: 6, Coastal Alabama - North, 2-23-22
FHA: 0, Meridian CC, 2-6-21
FBBA: 1.6x, Last vs. Gulf Coast St. College, 4-9-22

FHA= Fewest hits allowed
 FBBA= Fewest walks allowed

NOTES
 Can also hit
 81 hits (21 as a FR., 60 as a SO.)
 Hit 8 HRs (2 as a FR., 8 as a SO.)
 67 RBI at Pensacola St.
 .368 career batting average,
 .447 OBP %, .582 SLG %

SOPHOMORE (at PENSACOLA STATE, 2022): Appeared in nine games in the circle, starting in six with two complete games... threw 35.1 innings, allowing 30 hits, striking out 43 and walking 14... averaged 8.52 strikeouts per game and carried a 2.97 ERA... threw a season-high 11 strikeouts and had nine strikeouts in another game... played in 50 games, tallying 60 hits, 16 doubles, six home runs, five sacrifice flies, 25 walks and 48 RBI... hit .380 with an on-base percentage of .452 and a .595 slugging percentage... 11 games with multiple runs-batted-in, including two games with four... named to the All-Panhandle First Team... NJCAA Second Team Academic All-American... NFCA Scholar-Athlete... named to the Panhandle Conference All-Academic team... FCSAA Second Team All-State.

FRESHMAN (at PENSACOLA STATE, 2021): Appeared in seven games, going 6-0 in the circle and throwing five complete games... threw 39.0 innings, allowing just 13 hits, one home run and one earned run (three runs total)... averaged 7.18 strikeouts per game and had a 0.18 ERA... struck out 40 while walking 11... struck out 12 in a complete game, no-hitter... played in 24 games, accumulating 21 hits, five doubles, a triple and two home runs... credited with 19 RBI... hit .339 with a .548 slugging percentage and a .432 on-base percentage... named to the All-Panhandle First Team... NJCAA First Team Academic All-American... named to the Panhandle Conference All-Academic team.

INTERNATIONAL: Played for the Australian Development Team at the Canadian Cup in 2022... played on the Under 19's Australian Junior National team at the 2019 ISF Junior World Championship, where the team placed fourth... won the Gilley's Shield National Championship in 2019... played for the Bandits in the Summer Slam.

PERSONAL: Born Sept. 28...parents are Kim and Mark Trim.



CAREER STATISTICS

SEASON	GS	APP	CG	W-L	ERA	SV	IP	H	R	ER	BB	SO	K/7	PO	A	E	FLD%
2021*	6	7	5	6-0	0.18	0	39.0	13	3	1	11	40	7.18	4	6	0	1.000
2022*	6	9	2	4-3	2.97	0	35.1	30	20	15	14	43	8.52	176	31	11	.950
TOTAL	12	16	7	10-3	1.51	0	74.1	43	23	16	25	83	7.82	180	37	11	.952

* at Pensacola State



6 ALEXIS VIGIL

CLASS Senior
HT 5-0
POSITION INF
B/T R/R
HOMETOWN Las Lunas, N.M.
LAST SCHOOL Coll. of S. Nevada
MAJOR Liberal Arts

CAREER BESTS (AT UNM)

H: 2, NDSU, 2-25-22
TB: 2, NDSU, 2-25-22
RBI: 1, 2x, Last vs. NDSU, 2-25-22
R: 1, 6x, Last vs. NMSU, 3-8-22
BB: 2, NMSU, 3-8-22
K: 2, 3x, Last at Utah St., 5-14-21
SF: 1, San Jose State, 5-9-21

NOTES

Graduated in December with a BA in liberal arts
 Academic All-MW (2021)
 Started 2 games at second and a game at DP in 2022
 Started 5 games at second and 2 games at DP in 2021
 Hit 7th in 1 game, 8th in 5 games and 9th in 1 game in 2021 and hit 8th in all 3 starts in 2022

SENIOR (2022): Played in 17 games with three starts, one as designated player and two games at second... finished with two hits and one RBI... reached base with four walks... went 2-for-3 against North Dakota State on Feb. 25... had a .462 on-base percentage... named a MW Scholar-Athlete... named an Easton/ NFCA All-America Scholar-Athlete.

JUNIOR (2021): Played in 14 games with seven starts, with two starts at the designated player position, five at second base ... finished with one hit and one walk ... hit came against Utah State on May 15.

SOPHOMORE (at COLLEGE OF SOUTHERN NEVADA, 2020): Started in all 21 games at shortstop during the shortened 2020 season ... hit .217 behind 13 hits, with three doubles and two triples, while driving in five runs and reaching base with four walks ... tied for the team high in runs scored with 11 and led the Lady Coyotes in triples.

FRESHMAN (at COLLEGE OF SOUTHERN NEVADA, 2019): Started all 47 games at shortstop ... recorded 55 hits with 11 doubles, four triples and a home run, with 25 RBI ... finished with a .473 on-base percentage, a .513 slugging percentage and a .367 batting average... led the team in games started (47), walks (30), as well as runs scored (45) and triples, and finished second on the team in hits. In addition, the infielder was third in doubles, total bases (77), slugging percentage and stolen bases (four)... second team selection in the 2019 All-Region 18.

HIGH SCHOOL: Graduated from Valencia High School in 2018 ... 2015 state champion ... played four years on the varsity team ... played in 91 games and accumulating a .497 batting average, a .558 on-base percentage and an .808 slugging percentage... tallied 148 hits, 86 runs-batted-in and 139 runs ... of the 148 hits, 43 went for doubles, four went for triples and 14 were home runs ...was the 2018 district player of the year, first team All-Metro in 2018 and was named the defensive player of the year from 2014-2018.



CAREER STATISTICS

SEASON	GP	GS	AVG.	AB	R	H	2B	3B	HR	RBI	TB	SLG%	BB	SO	HBP	OB%	SF	SH	SB-SA	PO	A	E	FLD%
2021	14	7	.045	22	2	1	0	0	0	1	1	.045	1	11	0	.083	1	0	0-0	7	12	1	.950
2022	17	3	.222	9	4	2	0	0	0	1	2	.222	4	4	0	.462	0	0	0-0	5	9	4	.778
TOTAL	31	10	.097	31	6	3	0	0	0	2	3	.097	5	15	0	.216	1	0	0-0	12	21	5	.868



7 ASHLEY ARCHULETA

CLASS Sophomore
HT 5-4
POSITION INF
B/T L/R
HOMETOWN Rio Rancho, N.M.
HIGH SCHOOL Cleveland HS
MAJOR Pre-Biochemistry

CAREER BESTS

H: 3, 3x, Last at San José State, 3-20-22
2B: 2, NMSU, 3-8-22
3B: 1, NMSU, 3-8-22
HR: 2, Fresno State, 4-15-22
TB: 8, Fresno State, 4-15-22
RBI: 4, Fresno State, 4-15-22
R: 2, 6x, Last at Nevada, 4-23-22
BB: 3, Nevada, 4-23-22
K: 2, 8x, Last at Boise State, 5-8-22
HBP: 2, UTEP, 2-24-22
SB: 1, at NMSU, 3-22-22

NOTES

All-Conference First Team (2022)
 Academic All-MW (2022)
 Started all 53 games, 51 at 2B, 1 at SS, 1 at DP

FRESHMAN (2022): Started all 53 games, playing 51 games at second ... recorded 56 hits on the season, with nine doubles, one triple and two home runs... reached base on 20 walks and had one stolen base... accounted for 21 RBI... third on the team in batting average (.326), slugging percentage (.424), on-base percentage (.405) and walks ... second on the team in total bases (73), hits and doubles... led off in 29 games and hit second in 21 games... season-high four RBI on two home runs on April 15 against Fresno State ... posted 15 multiple hit games (12 with two hits, 3 with three hits) and five multiple RBI games... had a 13-game hitting streak and ended the season on a four-game hitting streak, as well as a 22-game streak of reaching base... selected to the All-Conference First Team... named to the Academic All-MW Team.

HIGH SCHOOL: Graduated from Cleveland HS in 2021 ... softball letterwinner and cheered at the varsity level for two years ... led Cleveland to the 5A state title her senior season ... member of the honor roll all four years ... four-time second team all-district ... named academic all-district all four years.

CLUB: Played for the TX Bombers 18U National Gold- Carp.

PERSONAL: Birthday is Sept. 30... born in Rio Rancho ... parents are Tammi and Adam Archuleta ... has one sibling, Amber ... mother graduated from the school of nursing at UNM ... majoring in biology.



CAREER STATISTICS

SEASON	GP	GS	AVG.	AB	R	H	2B	3B	HR	RBI	TB	SLG%	BB	SO	HBP	OB%	SF	SH	SB-SA	PO	A	E	FLD%
2022	53	53	.326	172	29	56	9	1	2	21	73	.424	20	36	3	.405	0	1	1-1	87	100	15	.926
TOTAL	53	53	.326	172	29	56	9	1	2	21	73	.424	20	36	3	.405	0	1	1-1	87	100	15	.926



12 SAVANNAH BRAUN

CLASS Junior
HT 5-10
POSITION OF
B/T R/R
HOMETOWN Tualatin, Ore.
HIGH SCHOOL Tualatin HS
MAJOR Liberal Arts

CAREER BESTS

H: 1, 4x, Last at NMSU, 3-22-22
2B:
3B:
HR: 1, at NMSU, 3-22-22
TB: 4, NMSU, 3-22-22
RBI: 3, NMSU, 3-22-22
R: 1, Last at NMSU, 3-22-22
BB: 1, 3x, Last vs. Maine, 3-12-22
K: 1, 3x, Last vs. Wisconsin, 3-13-22
HBP:
SB:

NOTES

Hit a pinch-hit 3-run HR at New Mexico on March 22 for her first collegiate HR
 Hit against Tarleton on Feb. 27 ended the game in a run-rule win
 Start was as the designated player against Utah State on May 15, 2021
 Academic All-MW (2021)

SOPHOMORE (2022): Appeared in five games as a pinch hitter... recorded two hits with four RBI... hit a pinch-hit three-run home run at New Mexico on March 22 for her first collegiate home run... hit against Tarleton on Feb. 27 ended the game in a run-rule win... also drew a walk in her pinch hit against Maine on March 12... finished with a .500 batting average, .600 on-base percentage and 1.250 slugging percentage.

FRESHMAN (2021): Played in four games with one start as the designated player ... recorded first hit against Utah State on May 14 ... finished with two hits on the season ... also tallied two walks (against Oklahoma on Feb. 27 and at Utah State on May 15).

HIGH SCHOOL: Graduated from Tualatin High School in 2020 ... Three Rivers League Champions in 2018 and 2019 ... Oregon 6A State Champions in 2018 ... Three Rivers League Honorable Mention in 2019 ... carried a .294 batting average and .311 on-base percentage in 2019 ... team captain in 2020 ... vice president of Stand Up Tualatin in 2019-2020 ... lettered in softball and volleyball.

PERSONAL: Birthday is Aug. 23... born in Portland, Ore. ... parents are Amy and Ben Braun ... has one sibling, Cole ... played club ball for the Oregon Thunder 01 ...majoring in liberal arts.



CAREER STATISTICS

SEASON	GP	GS	AVG.	AB	R	H	2B	3B	HR	RBI	TB	SLG%	BB	SO	HBP	OB%	SF	SH	SB-SA	PO	A	E	FLD%
2021	4	1	.500	4	0	2	0	0	0	0	2	.500	2	2	0	.667	0	0	0-0	0	0	0	.000
2022	5	0	.500	4	2	2	0	0	1	4	5	1.250	1	0	0	.600	0	0	0-0	0	0	0	.000
TOTAL	9	1	.500	8	2	4	0	0	1	4	7	.875	3	2	0	.636	0	0	0-0	0	0	0	.000



14 TAYLOR SNOW

CLASS RS-Sophomore
HT 5-10
POSITION P
B/T R/R
HOMETOWN Columbia, La.
LAST SCHOOL Louisiana
MAJOR Liberal Arts

CAREER BESTS

IP:
BB:
K:
BF:
PO:
A:
FHA:
FBBA:

FHA= Fewest hits allowed (3.0 IP min.)
 FBBA= Fewest walks allowed (3.0 IP min.)

NOTES

First signee for Coach Dickson and staff (signed June 17, 2022)
 Redshirted at Louisiana

FRESHMAN (at Louisiana, 2021): Redshirted... named to the Sun Belt Conference Academic Honor Roll.

HIGH SCHOOL: Was a three-time first team all-state and all-district pitcher for LaSalle High School...nominated for Extra Innings Softball's Top 100 rankings...pitched the Tigers to three consecutive state championship game appearances, earning the title her freshman season ... as a junior, finished 25-4 with a 0.71 ERA and 215 strikeouts over 163 innings in the circle, and at the plate batted .405 with a team-best seven home runs and 39 RBI leading to district MVP honors ... the season was highlighted by 10 shutouts, four no-hitters and a perfect game in the circle...a three-time All-CENLA selection and second team All-American choice of Extra Innings Softball, she compiled 575 strikeouts in her varsity career... played select softball with Texas Glory, winning an USA Softball/ASA 16U Gold National Championship... valedictorian of her graduating class... member of the National Honors Society, Beta Club, FCA and 4-H...community service included Soup Sunday, bingo with the Haven Nursing Home Patients and Veteran's Day lunch.

PERSONAL: Birthday is July 14... born in San Antonio, Texas ... parents are Joe Snow and Brian and Dawn Causey ... has two brothers, Alex and Andy, and two sisters, Caroline and Claire... father, Joe, played basketball at Texas A&M-Commerce... is a biology major ... aspires to become an orthopedic surgeon and perhaps end up as a mountain doctor in Colorado.



CAREER STATISTICS

SEASON	GS	APP	CG	W-L	ERA	SV	IP	H	R	ER	BB	SO	K/7	PO	A	E	FLD%
2022	DID NOT PLAY																
TOTAL																	



16 LESLIE ROMERO

CLASS Senior
HT 5-4
POSITION C
B/T R/R
HOMETOWN Gonzales, Calif.
HIGH SCHOOL Salinas HS
MAJOR Liberal Arts

CAREER BESTS

H: 3, 2x, Last at Nevada, 4-22-22
2B: 2, at Nevada, 4-22-22
TB: 7, at NMSU, 3-22-22
RBI: 6, at NMSU, 3-22-22
R: 2, at UCSB, 3-2-22
BB: 1, 12x, Last at Nevada, 4-22-22
K: 2, 4x, Last at Boise St., 5-8-22
SB: 1, 2x, Last at Colorado St., 4-9-22
SF: 1, 7x, Last at Nevada, 4-24-22
RCS: 1, San Diego St., 5-12-22

NOTES

Started 24 games at catcher, 22 games at DP in 2022
 Hit 2nd in 9 games, 3rd in 6 games, cleanup in 10 games, 5th in 8 games, 6th in 3 games, 8th in 8 games, 9th in 2 games in 2022

JUNIOR (2022): Played in 50 games with 46 starts, 24 at catcher and 22 at designated player... finished with 39 hits, 10 doubles and two home runs... accounted for 23 RBI... reached base with 11 walks and stole two bases... had a career-high six RBI on 3-for-3 hitting at New Mexico State on March 22 which included a three-run double and a three-run home run... had 13 multiple hit games... fourth on the team in batting average (.271) and fifth in slugging percentage (.382) and on-base percentage (.313)... fourth in hits (39) and tied for third in RBI... led the team in doubles.

SOPHOMORE YEAR (2020): Played in 15 games, starting in 12 ... started 11 games behind the plate and one game as a designated player ... finished with seven hits, three RBI, two doubles, one walk and a batting average of .219, an on-base percentage of .235 and a slugging percentage of .281 ... recorded her first collegiate hit on Feb. 15 against UCSB ... posted two multiple-hit games and one multiple RBI game ... tallied two runs batted in against UCSB on Feb. 15 and two hits against UCSB on Feb. 16 and South Dakota on March 1.

FRESHMAN YEAR (2019): Played in 10 games, starting in two.

HIGH SCHOOL: Three-sport athlete, also played two years of both varsity volleyball and varsity basketball ... appeared in 27 games during her junior year, posting a .454 batting average ... tallied 44 hits including nine doubles, three triples and three home runs ... collected 31 RBIs and scored 32 runs ... named 2017 All-Monterey Bay League.



CAREER STATISTICS

SEASON	GP	GS	AVG.	AB	R	H	2B	3B	HR	RBI	TB	SLG%	BB	SO	HBP	OB%	SF	SH	SB-SA	PO	A	E	FLD%
2019	10	2	.000	12	0	0	0	0	0	0	0	.000	0	5	0	.000	0	0	0-0	2	0	0	1.000
2020	15	12	.219	32	4	7	2	0	0	3	9	.281	1	4	0	.235	1	1	0-0	35	2	1	.974
2022	50	46	.271	144	13	39	10	0	2	23	55	.382	11	18	0	.313	5	0	2-2	150	4	1	.994
TOTAL	75	60	.245	188	17	46	12	0	2	26	64	.340	12	27	0	.282	6	1	2-2	187	6	2	.990



17 AMBER LINTON

CLASS Junior
HT 6-0
POSITION P
B/T R/R
HOMETOWN Franklin, Ind.
LAST SCHOOL Indiana
MAJOR Accounting

CAREER BESTS (AT UNM)

IP: 8.0, at San José St., 3-18-22
BB: 5, 2x, Last vs. SDSU, 5-14-22
K: 11, UTEP, 2-24-22
BF: 35, 2x, Last vs. SDSU, 5-12-22
PO: 1, 2x, Last at San José St. 3-18-22
A: 3, 2x, Last vs. UNLV, 4-20-22
FHA: 0, Boise State, 5-8-22
FBBA: 0, 3x, Last CSU, 4-8-22

FHA= Fewest hits allowed (3.0 IP min.)
 FBBA= Fewest walks allowed (3.0 IP min.)

NOTES

MW Pitcher of the Week
 (March 1, 2022)
 Named an Easton/ NFCA
 All-America Scholar-Athlete
 Academic All-MW (2022)
 Played at Indiana as a freshman

6.97 strikeouts per game in 2022 was the single-season program record... 156 strikeouts the sixth-most in a single-season in program history.

SOPHOMORE (2022): Appeared in 38 games with 27 starts... pitched a team-high 156.2 innings with team-high seven complete games and three saves... struck out 156 batters to 73 walks... struck out 10 batters in the first game of the season, a win over Oregon State, and 11 batters against UTEP... struck out at least five in 14 games, with a game of nine strikeouts, a game with eight strikeouts and five games with seven strikeouts... recorded multiple strikeouts in 29 games... didn't allow a walk in three outings of pitching 3.0 or more innings, including in two complete games... struck out the third-most batters in the MW, with 56 looking... seventh in the MW in overall wins (12), second in games started and tied for third in saves... fourth in the MW in innings pitched... 33rd in the NCAA in saves and 86th in strikeouts... named MW Pitcher of the Week on March 1... named to the Academic All-MW Team... named a MW Scholar-Athlete... named an Easton/ NFCA All-America Scholar-Athlete.

FRESHMAN (at INDIANA, 2021): Appeared in 19 games with four starts ... posted a 5-2 record on the season with 44.1 innings pitched ... 21 strikeouts ... recorded a 4.87 ERA ... allowed just one hit in each appearance against Minnesota, throwing 4.0 innings with one hit and no runs on Feb. 28 ... recorded at least one strikeout in 14 games, twice recording three strikeouts for a season high.

HIGH SCHOOL: Graduated from Roncalli High School in 2020 ... won the conference championship in 2017, 2018 and 2019 ... county champion in 2018 ... earned all-conference and all-county all four years ... all-state in 2019 ... all-academic state in softball and cross country.

PERSONAL: Birthday is March 7... born in Indianapolis, Ind. ... parents are Shelly and Eric Linton ... has three siblings, Marisa, Max and Ava ... majoring in accounting.



CAREER STATISTICS

SEASON	GS	APP	CG	W-L	ERA	SHO	SV	IP	H	R	ER	BB	SO	2B	3B	HR	BF	NP-STK	WP	HBP	PO	A	E	FLD%
2021*	4	19	0	4-3	3.79	0	0	44.1	52	33	24	24	21	12	2	2	214	159-82	1	5	3	10	0	1.000
2022	27	38	7	12-14	4.02	0	3	156.2	181	125	90	73	156	22	4	6	779	2513-1503	11	36	2	32	5	.872
TOTAL	31	57	7	16-17	3.97	0	3	201.0	233	158	114	97	177	34	6	8	993	2672-1585	12	41	5	42	5	.904

*at Indiana



20 EMMA BRAMSON

CLASS Sophomore
HT 5-7
POSITION INF
B/T R/R
HOMETOWN Valencia, Calif.
HIGH SCHOOL Valencia HS
MAJOR Nursing

CAREER BESTS

H: 3, UC Santa Barbara, 3-3-22
2B: 1, 4x, Last vs. Fresno St., 4-16-22
HR: 2, UC Santa Barbara, 3-3-22
TB: 9, UC Santa Barbara, 3-3-22
RBI: 5, UC Santa Barbara, 3-3-22
R: 3, at New Mexico State, 3-22-22
BB: 3, at New Mexico State, 3-22-22
K: 2, 3x, Last vs. UNLV, 5-1-22
SF: 1, 2x, Last vs. Fresno St., 4-16-22

NOTES

MW Freshman of the Week (Feb. 22, 2022)
 Started at SS in 21 games, at 3B in 25 games
 Hit cleanup in 13 games, 5th in 26 games

FRESHMAN (2022): Started in all 46 games that she played in, playing 25 games at third base and 21 games at shortstop ... finished with 34 hits, including four doubles and six home runs... reached base on 11 walks... accounted for 24 runs and 23 RBI... posted six multiple RBI games and 10 multiple hit games... had a nine-game on-base streak during the season... fourth on the team in slugging percentage (.403), fifth on the team in batting average (.245)... tied for third in RBI, tied for fourth in runs scored, fourth in home runs, fifth in total bases (56)... named MW Freshman of the Week on Feb. 22.

HIGH SCHOOL: Graduated from Valencia High School in 2021 ... four-year varsity letterwinner in softball and three-year varsity letter in volleyball ... first team all-Foothill League freshman and sophomore year ... LA Daily new all-area as a sophomore ... batted .376 with 5 HR and 26 RBI as a sophomore to earn team MVP ... freshman year hit .367 with 2 HR and 23 RBI ... Vikings won the 2018 Foothill League Championship on route to D1 CIF playoffs.

CLUB: Played for the So Cal Choppers.

PERSONAL: Birthday is Jan. 20... born in West Hills, Calif. ... parents are Tiffany and Mike ... has one sibling, Anthony (AJ).



CAREER STATISTICS

SEASON	GP	GS	AVG.	AB	R	H	2B	3B	HR	RBI	TB	SLG%	BB	SO	HBP	OB%	SF	SH	SB-SA	PO	A	E	FLD%
2022	46	46	.245	139	24	34	4	0	6	23	56	.403	11	20	1	.301	2	1	0-0	45	68	9	.926
TOTAL	46	46	.245	139	24	34	4	0	6	23	56	.403	11	20	1	.301	2	1	0-0	45	68	9	.926



21 PEYTON ROBINSON

CLASS Senior
HT 5-6
POSITION OF
B/T L/R
HOMETOWN Saginaw, Texas
LAST SCHOOL Southern Nazarene
MAJOR Project Management

CAREER BESTS (AT UNM)

H: 4, Maine, 3-12-22
2B: 1, 5x, Last vs. Utah State, 3-27-22
3B: 1, 2x, Last at NMSU, 3-22-22
TB: 5, at NMSU, 3-22-22
RBI: 2, 2x, Last vs. NMSU, 3-8-22
R: 2, 14x, Last at Nevada, 4-24-22
BB: 2, 2x, Last at BYU, 4-1-22
K: 3, Boise State, 4-24-21
SF: 1, 2x, Last at Utah State, 5-15-21
SB: 1, 12x, Last at NMSU, 3-22-22
SH: 2, at Nevada, 4-23-22

NOTES

Graduated in May 2022 with a BBA in business administration. Academic All-MW (2021-22)
 75 starts in the outfield at UNM-74 in LF, 1 in RF
 Led off in 21 games, hit 9th in 26 games last season
 Played first two seasons at Southern Nazarene

SENIOR (2022): Started all 53 games in left field... finished with 48 hits, two doubles and two triples... finished with five RBI and scored 36 runs... reached base with 17 walks and stole eight bases... hit nine sacrifice bunts... second on the team in on-base percentage (.410), batting average (.336), triples and runs scored... third on the team in hits and fourth in walks... led the team in sacrifice bunts and stolen bases... posted 10 multiple hit games... had a 21-game hitting streak during the season... 62nd in the NCAA in sacrifice bunts per game (.17)... also led the MW in sacrifice bunts... named to the Academic All-MW Team... named a MW Scholar-Athlete... named an Easton/ NFCA All-America Scholar-Athlete.

JUNIOR (2021): Played in 46 games with 45 starts ... started 23 games as designated player, 22 games in the outfield ... finished with 31 hits, three RBI, three doubles, nine walks, four stolen bases, six sacrifice bunts, two sacrifice flies ... fourth on the team in batting average (.250), hits (31), third in runs scored (19) and stolen bases, fifth in total bases (34) ... led the team in sac bunts and second in sac flies ... tied for the conference lead in sacrifice bunts.

SOPHOMORE (at SOUTHERN NAZARENE, 2020): Started 23 games ... led the team with 34 hits, 29 runs, a .459 batting average and a .500 on-base percentage ... registered nine RBI... drew seven walks... recorded a .541 slugging percentage ... went 22-26 in stolen base attempts ... made the Dean's List.

FRESHMAN (at SOUTHERN NAZARENE, 2019): Played in 53 games, starting in 46 ... recorded 27 hits with four doubles and one triple and 45 total bases ... registered six RBI and 27 runs ... drew eight walks... finished with a .281 batting average, a .324 slugging percentage and a .320 on-base percentage... went 20-23 in stolen base attempts ... made the Dean's List.

PERSONAL: Birthday is May 31... born in Fort Worth, Texas ... parents are Dana and John Robinson ... siblings are Parker and Paxton ... played club ball with Fusion and Texas Bombers... graduated in May 2022 with a BBA in business administration.



CAREER STATISTICS

SEASON	GP	GS	AVG.	AB	R	H	2B	3B	HR	RBI	TB	SLG%	BB	SO	HBP	OB%	SF	SH	SB-SA	PO	A	E	FLD%
2019*	53	46	.281	139	27	39	4	1	0	6	45	.324	6	11	0	.320	0	6	20-23	60	3	2	.969
2020*	23	23	.459	74	29	34	4	1	0	9	40	.541	7	3	0	.500	1	7	22-26	28	2	0	1.000
2021	46	45	.250	124	19	31	3	0	0	3	34	.274	9	21	0	.296	2	6	4-5	43	2	1	.978
2022	53	53	.336	143	36	48	2	2	0	5	54	.378	17	18	1	.410	0	9	8-10	57	3	3	.952
TOTAL	176	167	.316	481	111	152	13	4	0	23	173	.360	42	54	1	.370	3	28	54-64	188	10	6	.971

*at Southern Nazarene



24 DIAMOND SANDOVAL

CLASS Junior
HT 5-3
POSITION OF
B/T R/R
HOMETOWN Norwalk, Calif.
HIGH SCHOOL St. Paul HS
MAJOR Liberal Arts

CAREER BESTS

H: 2, Maine, 3-12-22
2B: 1, 2x, Last vs. Utah State, 3-27-22
3B: 1, Maine, 3-12-22
TB: 4, Maine, 3-12-22
RBI: 2, 2x, Last vs. Maine, 3-12-22
R: 1, 9x, Last at NMSU, 3-22-22
BB: 1, 5x, Last vs. Utah St., 3-27-22
K: 2, 2x, Last at San Jose St., 3-18-22

NOTES

Academic All-MW (2021-22)
 8 starts, all at DP
 1 multi-hit game, 2 multi-RBI game last season, both against Maine
 Hit 6th in 3 games, 8th in 3 games last season

SOPHOMORE (2022): Appeared in 20 games with six starts, all as designated player... finished with six hits, including two doubles and a triple... also finished with four RBI... reached base with two walks... drove in two runs with a double against Santa Clara on March 4... went 2-for-4 against Maine on March 12, also recording two RBI...named to the Academic All-MW Team.

FRESHMAN (2021): Played in 14 games with two starts as the designated player ... recorded first collegiate hit against San Jose State on May 8, which resulted in a RBI ... finished with two hits, one RBI, three walks.

HIGH SCHOOL: Graduated from St. Paul High School in 2020 ... member of the California Scholarship Federation ... played on the varisty team all four years ... 2018 Del Ray League champion ... made second team ... played volleyball as a freshman and sophomore, earning defensive player ... scholar-athlete all four years ... posted a .415 batting average in 2017 and a .338 batting average in 2018.



CAREER STATISTICS

SEASON	GP	GS	AVG.	AB	R	H	2B	3B	HR	RBI	TB	SLG%	BB	SO	HBP	OB%	SF	SH	SB-SA	PO	A	E	FLD%
2021	14	2	.125	16	3	2	0	0	0	1	2	.125	3	5	0	.263	0	0	0-0	0	0	0	.000
2022	20	6	.231	26	4	6	2	1	0	4	10	.385	2	7	0	.286	0	0	0-0	0	0	0	.000
TOTAL	34	8	.190	42	7	8	2	1	0	5	12	.286	5	12	0	.277	0	0	0-0	0	0	0	.000



27 OLIVIA
BIRKINSHAW

CLASS Sophomore
HT 5-10
POSITION OF
B/T R/R
HOMETOWN Santa Margarita, Calif.
HIGH SCHOOL Mission Viejo HS
MAJOR Nursing

CAREER BESTS

H: 2, 3x, Last vs. S. Utah, 3-11-22
2B: 1, 3x, Last vs. Dixie State, 3-11-22
3B: 1, at Lamar, 2-19-22
HR: 1, Utah State, 3-25-22
TB: 4, 2x, Last vs. Utah St., 3-25-22
RBI: 1, 3x, Last vs. Utah St., 3-25-22
R: 2, 2x, Last vs. Dixie State, 3-11-22
BB: 1, 6x, Last at Nevada, 4-22-22
K: 3, 2x, Last at UCSB, 3-3-22
SB: 1, Ohio, 2-20-22

NOTES

First collegiate hit came against Arizona on Feb. 13
 First collegiate HR came in a pinch-hit appearance against Utah State on March 25
 Had 2 hits against Southern Utah and Dixie State
 Started 18 games, 11 at DP, 4 at 3B and 3 at 1B

FRESHMAN (2022): Appeared in 28 games with 18 starts... started four games at third, three games at first and 11 games as designated player... hit first career home run against Utah State on March 25... finished with 10 hits, three doubles, one triple and a home run... accounted for three RBI... reached base with six walks and four hit-by-pitches... stole one base... tallied two, two-hit games.

HIGH SCHOOL: Graduated from Mission Viejo High School in 2021 ... lettered in soccer and softball ... named female athlete of the year, offensive player of the year, defensive player of the year and MVP throughout her high school career ... scholar-athlete.

CLUB: Played for the Firecrackers Brashear.

PERSONAL: Birthday is Oct. 24... born in Laguna Hills, Calif. ... parents are Jacqui and Ron Birkinshaw ... has one sibling, Justin ... undecided on major.



CAREER STATISTICS

SEASON	GP	GS	AVG.	AB	R	H	2B	3B	HR	RBI	TB	SLG%	BB	SO	HBP	OB%	SF	SH	SB-SA	PO	A	E	FLD%
2022	28	18	.175	57	7	10	3	1	1	3	18	.316	6	23	4	.299	0	1	1-1	20	11	3	.912
TOTAL	28	18	.175	57	7	10	3	1	1	3	18	.316	6	23	4	.299	0	1	1-1	20	11	3	.912



28 SAMANTHA FOHRMAN

CLASS Senior
HT 5-7
POSITION P
B/T R/R
HOMETOWN Cottage Grove, Minn.
LAST SCHOOL Georgian Court
MAJOR Criminology

CAREER BESTS (AT UNM)

IP: 5.0, Wagner, 3-4-22
BB: 0, 3x, Last vs. Wagner, 3-4-22
K: 1, 2x, Last vs. Wagner, 3-4-22
BF: 19, Wagner, 3-4-22
R CS: 1, Alabama, 2-13-22
A: 2, Wagner, 3-4-22
FHA: 4, Wagner, 3-4-22
FBBA: 0, 2x, Last vs. Wagner, 3-4-22

FHA= Fewest hits allowed (3.0 IP min.)
 FBBA= Fewest walks allowed (3.0 IP min.)

NOTES

Pitched in just three games, with two starts, before season-ending injury in 2022
 Pitched 5.0 innings in the win against Wagner College for first win as a Lobo
 Started her career at Georgian Court

JUNIOR (2022): Pitched in just three games, with two starts, before season-ending injury... threw 9.0 innings with two strikeouts and no walks... pitched 5.0 innings in the win against Wagner College for first win as a Lobo... named a MW Scholar-Athlete.

SOPHOMORE (at GEORGIAN COURT): Went 14-2 in 2021 with a 1.67 ERA, appearing in 28 games with 20 starts, 11 complete games and four shutouts ... opponents batted just .185 against her ... recorded 145 strikeouts over 108.2 innings to lead the CACC and struck out 10 or more batters on five different occasions ... named the CACC Pitcher of the Year and CACC First Team after earning CACC Pitcher of the Week four times.

FRESHMAN (at GEORGIAN COURT): Recorded a 4.76 ERA and 33 strikeouts in 39.2 innings in nine appearances and six starts.



CAREER STATISTICS

SEASON	GS	APP	CG	W-L	ERA	SHO	SV	IP	H	R	ER	BB	SO	2B	3B	HR	BF	NP-STK	WP	HBP	PO	A	E	FLD%
2020*	6	9	1	2-6	4.76	0	0	39.2	52	39	27	25	33	5	1	5	214	675-402	4	5	1	7	1	.889
2021*	20	28	11	14-2	1.67	4	1	108.2	73	30	26	40	145	18	0	4	449	1533-1002	6	6	5	11	1	.941
2022	2	3	0	1-0	2.33	0	0	9.0	11	5	3	0	2	4	0	0	38	80-46	0	1	0	3	0	1.000
TOTAL	28	40	12	17-8	2.49	4	1	157.1	136	74	56	65	180	27	1	9	701	2288-1450	10	12	6	21	2	.931

*at Georgian Court



34 MADDIE BOLDT

CLASS Junior
HT 5-8
POSITION OF
B/T R/R
HOMETOWN Round Rock, Texas
LAST SCHOOL Incarnate Word
MAJOR Liberal Arts

CAREER BESTS (AT UIW)

H: 3, 2x, Last vs. Colgate, 2-26-22
2B: 2, 2x, Last vs. Lamar, 4-18-21
3B: 1, 3x, Last vs. Nicholls, 3-26-22
HR: 2, McNeese, 4-23-21
RBI: 3, A&M- San Antonio, 4-7-21
R: 2, 11x, Last vs. ACU, 3-8-22
BB: 3, 2x, Last vs. McNeese, 4-24-21
K: 3, 6x, Last vs. Baylor, 3-29-22
SB: 1, 5x, Last vs. HBU, 4-9-22

NOTES

Played first 3 seasons at Incarnate Word
 Led the team with 10 HRs, tied for the team high in doubles (8) and triples (2) and was second in TB at 72 in 2022

JUNIOR (at INCARNATE WORD, 2022): Appeared in 49 games with 47 starts... hit .221 with 30 hits, eight doubles, two triples and 10 home runs... led the team in home runs and tied for the team high in doubles and triples... finished with 23 RBI and was second on the team in total bases with 72... posted a team-high .529 slugging percentage and a .291 on-base percentage.

SOPHOMORE (at INCARNATE WORD, 2021): Started 40 games... recorded 31 hits, seven doubles and seven home runs... finished with 18 RBI... hit .265 with a .504 slugging percentage and .343 on-base percentage... led the Cardinals in home runs, doubles, total bases and RBI, as well as slugging percentage... second on the team in walks with 14 and in hits.

FRESHMAN (at INCARNATE WORD, 2020): Appeared in 20 games with 15 starts... recorded eight hits, three doubles and a triple... hit .205 with a slugging percentage of .333 and an on-base percentage of .311... finished with six RBI.

PERSONAL: Birthday is March 18... parents are Richard and Rachel... has two siblings, Abby and Zach... majoring in rehabilitation science.



CAREER STATISTICS

SEASON	GP	GS	AVG.	AB	R	H	2B	3B	HR	RBI	TB	SLG%	BB	SO	HBP	OB%	SF	SH	SB-SA	PO	A	E	FLD%
2020*	20	15	.205	39	8	8	3	1	0	6	13	.333	6	8	0	.311	0	0	2-3	12	1	2	.867
2021*	40	40	.265	117	21	31	7	0	7	18	59	.504	14	34	1	.343	2	0	1-2	70	0	3	.959
2022*	49	47	.221	136	24	30	8	2	10	23	72	.529	12	40	2	.291	1	0	2-6	71	8	0	1.000
TOTAL	109	102	.236	292	53	69	18	3	17	47	144	.493	32	82	3	.315	3	0	5-11	153	9	5	.970

*at Incarnate Word



42 LORAN WALKER

CLASS RS-Freshman
HT 5-6
POSITION C
B/T R/R
HOMETOWN Meridian, Idaho
HIGH SCHOOL Rocky Mountain HS
MAJOR East Asian studies

CAREER BESTS
H:
2B:
3B:
HR:
TB:
RBI:
R:
BB:
K:
RCS:

NOTES

FRESHMAN (2022): Did not play.

HIGH SCHOOL: Graduated from Rocky Mountain High School in 2021 ... four-time letterwinner in softball ... won district in 2017

CLUB: Played for the ID Sliders, ID Crossfire, Explosion.

PERSONAL: Born May 16 on Meridian, Idaho ... parents are Nolan and Regan Walker ... siblings are Nolan and Kaylan ... majoring in East Asian studies.



CAREER STATISTICS																								
SEASON	GP	GS	AVG.	AB	R	H	2B	3B	HR	RBI	TB	SLG%	BB	SO	HBP	OB%	SF	SH	SB-SA	PO	A	E	FLD%	
2022																								
TOTAL																								



44 LAUREN GARCIA
CLASS RS-Freshman
HT 5-11
POSITION INF
B/T R/R
HOMETOWN El Paso, Texas
HIGH SCHOOL Montwood HS
MAJOR Biology

CAREER BESTS

H:
2B:
TB:
RBI:
R:
BB:
K:
SB:

NOTES

Did not play in 2022 due to injury

FRESHMAN (2022): Did not play due to injury.

HIGH SCHOOL: Graduated from Montwood High School in 2021 ... named Max Preps All-American Second Team in 2021 ... named El Paso County Softball Player of the Year her senior year ... twice named academic all-district 6A ... all-time top athlete at Montwood High School for softball ... helped Montwood to a District 1-6A championship as a senior, batting .729 with 22 home runs and 54 RBI ... was intentionally walked 36 times as a senior ... helped the Rams to a bi-district playoff win as a sophomore ... was named the El Paso Times' Offensive Player of the Year her sophomore season ... selected to play in the Alliance All-Star Game

CLUB: Played for 16U Texas Glory Junior, 16U Texas Glory Naudin, 18U Texas Glory Shelton.

PERSONAL: Birthday is April 24... born in in El Paso, Texas ... parents are Laura and Ismael Garcia ... majoring in biology.



CAREER STATISTICS

SEASON	GP	GS	AVG.	AB	R	H	2B	3B	HR	RBI	TB	SLG%	BB	SO	HBP	OB%	SF	SH	SB-SA	PO	A	E	FLD%
2022	DID NOT PLAY																						
TOTAL																							



55 JANAE CAMERON

CLASS Senior
HT 5-9
POSITION C
B/T R/R
HOMETOWN Windsor, Colo.
LAST SCHOOL Nebraska Omaha
MAJOR Liberal Arts

CAREER BESTS (AT UNM)

H: 2, 2x, Last at Boise St., 5-6-22
2B: 1, 2x, Last at Boise St., 5-6-22
3B:
HR: 1, 2x, Last vs. UNLV, 4-30-22
TB: 5, UNLV, 4-30-22
RBI: 2, Southern Utah, 2-12-22
R: 1, 8x, Last at Boise St., 5-8-22
BB: 1, 6x, Last at Boise St., 5-8-22
K: 3, Lamar, 2-19-22
RCS: 1, Fresno State, 4-14-22

NOTES

Academic All-MW (2022)
 Started at catcher in 7 games
 last season, 7 at DP
 Played at Nebraska Omaha from
 2019-21

SENIOR (2022): Appeared in 21 games with 14 starts... started seven games at catcher, seven as designated player... finished with 10 hits, two doubles and two home runs... accounted for six RBI... hit a two-run home run in her first start as a Lobo against Southern Utah and hit a home run against UNLV... also drew six walks... named to the Academic All-MW Team... named a MW Scholar-Athlete.

JUNIOR (2021, at NEBRASKA OMAHA): Played in 30 games with 18 starts at catcher ... hit .268 on the year, recording 15 hits, two doubles and two home runs, five RBI and five runs scored ... four times this season had hits in back-to-back games ... three-game hitting streak with a hit at Kansas City (May 2) and against South Dakota (May 7 & 8) ... went a season-best 2-for-2 performance with a double and home run for two RBI and two runs scored against New Mexico.

SOPHOMORE (2020, at NEBRASKA OMAHA): Started 22 games ... hit .333 with 19 hits, six doubles, two home runs, eight runs and 14 RBI ... finished with a .544 slugging percentage and a .406 on-base percentage... second in Summit League in doubles and eighth in RBI ... four multi-hit games, including three hits vs. UNI (March 6) and Utah Valley (March 7) ... twice had a season-high three RBI (vs. Green Bay (Feb. 8) and Utah Valley (March 7)) ... named to the Summit League's Academic Honor Roll.

FRESHMAN (2019, at NEBRASKA OMAHA): Played in 46 games, starting in 45 ... hit .223 with 23 hits, five doubles, two home runs and 15 RBI... scored 10 runs... went 4-for-5 at the plate with a double, four RBI and a run scored vs. North Dakota (March 31).

PERSONAL: Born Dec. 5 in Greeley, Colo. ... parents are Ron and Alicia Cameron ... has one sibling, Aubrie ... has been to 30 states and lived in seven.



CAREER STATISTICS

SEASON	GP	GS	AVG.	AB	R	H	2B	3B	HR	RBI	TB	SLG%	BB	SO	HBP	OB%	SF	SH	SB-SA	PO	A	E	FLD%
2019*	46		.223	103	10	23	5	0	2	15	34	.330	13	20	1	.311	2	2	0-0	129	32	5	.970
2020*	22		.333	57	8	19	6	0	2	14	31	.544	6	6	1	.406	0	3	0-0	77	10	1	.989
2021*	30		.268	56	5	15	2	0	2	5	23	.411	7	7	0	.349	0	1	0-0	80	9	1	.989
2022	21		.222	45	8	10	2	0	2	6	18	.400	6	17	0	.314	0	0	0-0	38	2	2	.952
TOTAL	119		.257	261	31	67	15	0	8	40	106	.406	32	50	2	.340	2	6	0-0	324	53	9	.977

*at Nebraska Omaha



77 REYAN TUCK
CLASS Senior
HT 6-0
POSITION 1B
B/T R/R
HOMETOWN Hillsboro, Ore.
LAST SCHOOL Towson
MAJOR Project Management

CAREER BESTS (AT UNM)

H: 3, Dixie State, 3-11-22
2B: 2, Fresno State, 4-15-22
TB: 4, Fresno State, 4-15-22
RBI: 2, 5x, Last vs. Maine, 3-12-22
R: 1, 15x, Last at Boise State, 5-8-22
BB: 1, 16x, Last vs. San Diego St., 5-12-22
K: 3, San Diego State, 5-14-22
SB: 1, Northern Colorado, 2-15-20

NOTES

Academic All-MW (2020-22)
 98 career starts at UNM, 94 at 1B, 4 at DP
 9 multi-hit games, 5 multi-RBI games at UNM
 Played at Towson as a freshman

SENIOR (2022): Played in 51 games with 50 starts, all at first... finished with 34 hits, six doubles and reached on 11 walks... drove in 14 runs... also hit three sacrifice bunts and two sacrifice flies... three games with two RBI... went 3-for-4 at Dixie State... hit a sacrifice fly for the game-winning run in the win against UTEP... named to the Academic All-MW Team... named a MW Scholar-Athlete.

JUNIOR (2021): Started in 34 games, 33 games at first base, one as designated player ... finished with 18 hits, seven RBI, seven doubles, four walks, one sacrifice fly and one sacrifice bunt ... registered career-high three total bases against Boise State on April 24 and tied career high with two RBI against Southern Utah on Feb. 20 ... led team in putouts with 216 and fielding double plays with 14 ... fifth on the team in slugging percentage at .294, second in hit-by-pitches (five) and fourth in doubles ... recorded two multiple hit games and one multiple RBI game.

SOPHOMORE YEAR (2020): Played in 16 games, starting in 14 ... played 11 games at first base and three games as the designated player ... finished with eight hits, four runs batted in, one double, one walk and one stolen base ... posted a batting average of .211, an on-base percentage of .214 and a slugging percentage of .237 ... recorded her first hit as a Lobo on Feb. 8 at Grand Canyon ... recorded one multiple hit game and one multiple RBI game, against Northern Colorado on Feb. 14 ... at one point had a six-game hitting streak that went from Feb. 14 to Feb. 22 ... named to the Spring 2020 Academic All-Mountain West Team.

FRESHMAN (at TOWSON, 2019): Played in 10 games, starting in six ... finished the season with a .158 batting average ... had one run on three hits and one double on April 3 vs. Morgan State.

HIGH SCHOOL: Graduated from Jesuit High School in 2018 ... Oregon 6A State Champions in 2016 and Metro League champions in 2016 and 2018 ... first team all-league in 2017 and 2018 ... second team all-league in 2016 ... all-state player in 2017 and 2018 ... hit .414 and had four home runs as a sophomore ... during the state playoffs, Tuck hit .583 and drove in eight runs ... hit .444 with six home runs her junior season ... played club ball for Oregon Blaze and Northwest Bullets.



CAREER STATISTICS

SEASON	GP	GS	AVG.	AB	R	H	2B	3B	HR	RBI	TB	SLG%	BB	SO	HBP	OB%	SF	SH	SB-SA	PO	A	E	FLD%
2019*	10	6	.158	19	1	3	1	0	0	2	4	.211	0	7	1	.200	0	0	0-0	6	5	5	.688
2020	16	14	.211	38	1	8	1	0	0	4	9	.237	1	5	0	.214	3	0	1-1	69	1	0	1.000
2021	34	34	.212	85	5	18	7	0	0	7	25	.294	4	17	5	.284	1	1	0-0	216	9	5	.978
2022	51	50	.243	140	9	34	6	0	0	14	40	.286	11	29	0	.294	2	3	0-0	330	11	6	.983
TOTAL	111	104	.223	282	16	63	15	0	0	27	78	.277	16	58	6	.274	6	4	1-1	621	26	16	.976

*at Towson



99 AYSIAH GONZALEZ

CLASS Sophomore
HT 5-7
POSITION C
B/T R/R
HOMETOWN La Puente, Calif.
HIGH SCHOOL Bishop Amat HS
MAJOR Criminology

CAREER BESTS

H: 1, Wagner, 3-4-22
2B: 1, Wagner, 3-4-22
TB: 2, Wagner, 3-4-22
RBI:
R:
BB:
K: 2, 2x, Last vs. Wisconsin, 3-12-22
SB:

NOTES

Started in 5 games as a freshman

FRESHMAN (2022): Played in 12 games with five starts... started two games as designated player, two games at third, one game at catcher... recorded her first collegiate hit against Wagner College on March 4, a double.

HIGH SCHOOL: Graduated from Bishop Amat HS in 2021 ... won the Del Rey League as a sophomore ... ASB commissioner for three years ... Speak Up club president ... honor roll in English.

CLUB: Played for CA BOMBERS 18U Cordero.

PERSONAL: Birthday is April 9... born in Baldwin Park, Calif. ... parents are Lisa and Alfredo Gonzalez ... has one sibling, Daniel ... majoring in criminal justice.



CAREER STATISTICS

SEASON	GP	GS	AVG.	AB	R	H	2B	3B	HR	RBI	TB	SLG%	BB	SO	HBP	OB%	SF	SH	SB-SA	PO	A	E	FLD%
2022	12	5	.056	18	0	1	1	0	0	0	2	.111	0	8	0	.056	0	0	0-0	8	4	1	.923
TOTAL	12	5	.056	18	0	1	1	0	0	0	2	.111	0	8	0	.056	0	0	0-0	8	4	1	.923

FRESHMEN



00 EVANY
GONZALEZ

HT 5-1
POSITION INF
B/T L/R
HOMETOWN Alvin, Texas
HIGH SCHOOL Lutheran South Academy
MAJOR Mechanical Engineering



5 EMMALYN
BRINKA

HT 6-0
POSITION P
B/T R/R
HOMETOWN Chandler, Ariz.
HIGH SCHOOL Corona del Sol HS
MAJOR Business Administration



8 BELLA
MITCHELL

HT 5-6
POSITION P
B/T R/R
HOMETOWN New Braunfels, Texas
HIGH SCHOOL Canyon HS
MAJOR Theatre



9 SELESTE
COMPIÁN

HT 5-1
POSITION OF
B/T L/R
HOMETOWN Rosenberg, Texas
HIGH SCHOOL George Ranch HS
MAJOR Undecided



13 ELIZABETH
BAYLOR

HT 5-8
POSITION OF
B/T R/R
HOMETOWN Richmond, Texas
HIGH SCHOOL Churchill Fulshear HS
MAJOR Psychology



18 GRACE
RANA

HT 5-6
POSITION C
B/T R/R
HOMETOWN Queen Creek, Ariz.
HIGH SCHOOL Queen Creek HS
MAJOR Psychology



25 CHLOE
YEATTS

HT 5-9
POSITION C
B/T R/R
HOMETOWN Ardmore, Okla.
HIGH SCHOOL Lone Grove HS
MAJOR Secondary Education



38 KEYANNAH
CHAVEZ

HT 5-1
POSITION OF
B/T L/L
HOMETOWN Leander, Texas
HIGH SCHOOL Glen HS
MAJOR Criminology

INDIVIDUAL CAREER GAME-BY-GAME STATISTICS (AT UNM)

ARCHULETA'S GAME-BY-GAME STATISTICS

2022 - FRESHMAN

Date	Opponent	GS	AB	R	H	RBI	2B	3B	HR	BB	HBP	SF	K	SB-A	PO	A	E
2/11	Oregon St.	*2b	3	0	1	0	0	0	0	0	0	0	1	0-0	1	0	0
2/12	Southern Utah	*2b	3	0	1	3	0	0	0	1	0	0	1	0-0	1	0	0
2/13	Alabama	*2b	3	0	0	0	0	0	0	0	0	0	2	0-0	1	0	0
2/13	Arizona	*2b	3	0	1	0	0	0	0	0	0	0	0	0-0	4	0	0
2/18	Ohio	*2b	4	1	1	0	0	0	0	0	0	0	0	0-0	1	0	0
2/18	Lamar	*2b	4	0	1	0	1	0	0	0	0	0	1	0-0	3	4	0
2/19	Lamar	*2b	4	0	1	1	0	0	1	0	0	0	1	0-0	3	6	0
2/19	Creighton	*2b	4	0	0	0	0	0	0	0	0	0	0	0-0	4	3	0
2/20	Ohio	*2b	3	1	2	0	0	0	0	1	0	0	1	0-0	1	2	0
2/24	UTEP	*2b	2	0	0	0	0	0	0	2	0	0	0	0-0	2	2	0
2/25	NDSU	*dp	4	2	3	0	0	0	0	0	0	0	0	0-0	0	0	0
2/26	Buffalo	*2b	3	0	0	0	0	0	0	0	0	0	0	0-0	0	0	0
2/27	Tarleton	*2b	2	2	0	0	0	0	1	0	0	0	0	0-0	2	1	0
3/3	UCSB	*2b	2	1	0	0	0	0	1	0	0	0	1	0-0	1	1	0
3/3	UCSB	*2b	3	1	0	0	0	0	2	0	0	0	0	0-0	2	3	1
3/4	Wagner	*2b	3	1	1	0	0	0	1	0	0	0	0	0-0	1	2	0
3/4	Santa Clara	*2b	4	1	1	2	0	0	0	0	0	1	0	0-0	2	2	0
3/5	Santa Clara	*2b	3	0	2	1	0	0	0	0	0	0	0	0-0	4	2	0
3/8	NMSU	*ss	4	1	3	1	2	1	0	1	0	0	0	0-0	0	2	3
3/8	NMSU	*2b	3	0	1	0	0	0	1	0	0	0	2	0-0	1	2	1
3/11	Southern Utah	*2b	4	0	2	0	0	0	0	0	0	0	0	0-0	5	4	0
3/11	Dixie State	*2b	4	1	1	0	0	0	0	0	0	1	0	0-0	3	1	0
3/12	Wisconsin	*2b	3	0	1	0	0	0	0	0	0	0	2	0-0	1	2	0
3/12	Maine	*2b	5	0	1	0	0	0	0	0	0	0	0	0-0	0	3	0
3/13	Wisconsin	*2b	4	0	2	0	0	0	0	0	0	0	0	0-0	1	4	1
3/18	San José State	*2b	4	0	2	0	0	0	0	0	0	1	0	0-0	1	4	0
3/19	San José State	*2b	2	0	1	0	0	0	1	0	0	0	0	0-0	1	1	0
3/20	San José State	*2b	4	1	3	1	1	0	0	0	0	0	0	0-0	6	7	0
3/22	New Mexico State	*2b	3	2	0	1	0	0	1	0	0	0	0	1-0	0	2	1
3/25	Utah State	*2b	2	0	1	0	0	0	2	0	0	0	0	0-0	0	2	1
3/26	Utah State	*2b	4	1	2	0	0	0	0	0	0	0	0	0-0	2	1	0
3/27	Utah State	*2b	3	1	2	0	0	0	0	0	0	0	0	0-0	1	2	0
3/31	BYU	*2b	3	2	0	0	0	0	1	0	0	0	0	0-0	2	4	0
3/31	BYU	*2b	2	1	1	0	0	0	0	0	0	1	0	0-0	1	1	0
4/1	BYU	*2b	3	0	0	1	0	0	0	0	0	0	1	0-0	0	1	1
4/8	Colorado State	*2b	3	0	1	0	0	0	0	0	0	0	1	0-0	2	1	1
4/9	Colorado State	*2b	4	1	1	0	0	0	0	0	0	1	0	0-0	3	1	0
4/10	Colorado State	*2b	3	0	1	0	0	0	0	0	0	2	0	0-0	0	0	0
4/14	Fresno State	*2b	3	1	0	0	0	0	0	1	0	1	0	0-0	3	1	0
4/15	Fresno State	*2b	4	2	2	4	0	0	2	0	0	1	0	0-0	2	3	0
4/16	Fresno State	*2b	4	0	0	0	0	0	0	0	0	2	0	0-0	1	1	0
4/22	Nevada	*2b	4	0	2	0	0	0	0	0	0	1	0	0-0	0	2	0
4/23	Nevada	*2b	1	2	0	0	0	0	3	0	0	0	0	0-0	0	1	2
4/24	Nevada	*2b	3	0	1	1	1	0	0	1	0	0	2	0-0	1	0	0
4/29	UNLV	*2b	3	1	1	0	1	0	0	0	0	0	2	0-0	1	2	0
4/30	UNLV	*2b	4	1	2	0	0	0	0	0	0	0	0	0-0	2	3	1
5/1	UNLV	*2b	2	0	0	0	0	0	1	0	0	0	1	0-0	1	0	0
5/6	Boise State	*2b	3	0	2	0	1	0	0	0	0	0	1	0-0	1	0	0
5/6	Boise State	*2b	3	0	0	0	0	0	0	0	0	0	1	0-0	4	3	0
5/8	Boise State	*2b	4	0	1	2	0	0	0	0	0	0	2	0-0	2	2	1
5/12	San Diego State	*2b	4	0	2	0	0	0	0	0	0	1	0	0-0	1	3	0
5/13	San Diego State	*2b	3	1	1	0	1	0	0	0	0	0	0	0-0	2	1	0
5/14	San Diego State	*2b	3	0	1	1	0	0	0	0	0	0	0	0-0	2	3	1

BIRKINSHAW'S GAME-BY-GAME STATISTICS

2022 - FRESHMAN

Date	Opponent	GS	AB	R	H	RBI	2B	3B	HR	BB	HBP	SF	K	SB-A	PO	A	E
2/11	Oregon St.	*dp	1	1	0	0	0	0	0	2	0	0	0	0-0	0	0	0
2/13	Arizona	*1b	2	0	1	0	1	0	0	1	0	0	1	0-0	4	0	0
2/18	Ohio	ph	1	0	1	0	0	0	0	0	0	0	0	0-0	0	0	0
2/18	Lamar	*dp	3	0	0	0	0	0	0	0	0	0	2	0-0	0	0	0
2/19	Lamar	ph	1	1	0	0	1	0	0	0	0	0	0	0-0	0	0	0
2/19	Creighton	*dp/13	0	0	0	0	0	0	0	0	0	0	1	0-0	1	1	0
2/20	Ohio	*dp	2	1	0	0	0	0	0	0	0	0	1	1-0	0	0	0
2/24	UTEP	*dp	3	0	0	0	0	0	0	0	0	0	3	0-0	0	0	0
3/3	UCSB	ph	1	0	0	0	0	0	0	0	0	0	1	0-0	0	0	0
3/3	UCSB	*dp	5	0	0	0	0	0	0	0	0	0	3	0-0	0	0	0
3/8	NMSU	*dp	3	0	1	0	1	0	0	1	0	1	0	0-0	0	0	0
3/11	Southern Utah	*3b	3	0	2	1	0	0	1	0	0	0	0	0-0	0	0	0
3/11	Dixie State	*3b	4	2	2	0	1	0	0	0	0	0	0	0-0	2	2	1
3/12	Wisconsin	*3b	3	0	0	0	0	0	0	0	0	0	2	0-0	1	3	0
3/12	Maine	*3b	4	0	1	1	0	0	0	0	0	1	0	0-0	1	3	0
3/13	Wisconsin	*1/3b2	0	0	0	0	0	0	0	0	0	0	2	0-0	6	2	1
3/22	New Mexico State	ph	0	1	0	0	0	0	1	0	0	0	0	0-0	0	0	0
3/25	Utah State	ph	1	1	1	1	0	0	1	0	0	0	0	0-0	0	0	0
3/26	Utah State	*dp	3	0	0	0	0	0	1	0	0	0	0	0-0	0	0	0
3/31	BYU	ph	1	0	0	0	0	0	0	0	0	0	0	0-0	0	0	0
3/31	BYU	*1b	1	0	0	0	0	0	1	0	0	0	0	0-0	5	0	1
4/1	BYU	*dp	2	0	0	0	0	0	0	0	0	0	2	0-0	0	0	0
4/8	Colorado State	*dp	3	0	0	0	0	0	0	0	0	0	1	0-0	0	0	0
4/15	Fresno State	*dp	3	0	0	0	0	0	0	0	0	0	0	0-0	0	0	0
4/22	Nevada	ph	1	0	0	0	0	0	1	0	0	0	1	0-0	0	0	0
4/30	UNLV	ph	1	0	0	0	0	0	0	0	0	0	1	0-0	0	0	0
5/8	Boise State	pr	0	0	0	0	0	0	0	0	0	0	0	0-0	0	0	0
5/12	San Diego State	pr	0	0	0	0	0	0	0	0	0	0	0	0-0	0	0	0

18 57 7 10 3 3 1 1 6 4 0 23 1-1 20 113

BRAMSON'S GAME-BY-GAME STATISTICS

2022 - FRESHMAN

Date	Opponent	GS	AB	R	H	RBI	2B	3B	HR	BB	HBP	SF	K	SB-A	PO	A	E
2/11	Oregon St.	*3b	3	1	0	0	0	0	0	0	0	0	0	0-0	2	2	0
2/12	Southern Utah	*3b	2	1	0	0	0	0	0	1	0	0	0	0-0	1	0	0
2/13	Alabama	*3b	3	0	1	1	0	0	0	0	0	0	0	0-0	0	1	0
2/13	Arizona	*3b	0	0	0	0	0	0	0	0	0	0	0	0-0	0	3	0
2/18	Ohio	*3b	3	0	2	0	0	0	0	0	0	0	0	0-0	0	0	3
2/18	Lamar	*3b	3	0	1	1	0	0	0	0	0	0	0	1-0	2	2	0
2/19	Lamar	*3b	5	0	0	1	0	0	0	0	0	0	1	0-0	1	1	0
2/19	Creighton	*3b	3	1	1	0	0	0	0	0	0	0	0	0-0	0	1	1
2/20	Ohio	*3b	3	1	2	2	0	0	0	1	0	0	0	0-0	1	1	0
2/24	UTEP	*3b	3	1	2	1	0	0	1	1	0	0	0	0-0	0	1	0
2/25	NDSU	*3b	2	1	0	0	0	0	2	0	0	0	0	0-0	0	1	0
2/26	Buffalo	*3b	3	2	2	0	0	0	0	0	0	0	0	1-0	0	1	0
2/27	Tarleton	*3b	2	1	0	1	0	0	1	0	0	0	0	0-0	0	1	0
3/3	UCSB	*3b	4	1	2	1	1	0	1	0	0	0	0	0-0	2	1	1
3/3	UCSB	*3b	5	2	3	5											

FOHRMAN'S GAME-BY-GAME STATISTICS

Date	Opponent	GS	IP	H	R	ER	BB	K	WP	PO	A	W/L	SV	NP
2/13	Alabama	1.0	1	1	0	0	0	0	0	0	0	-	-	21
2/19	Lamar	*	3.0	5	2	0	0	1	0	0	1	-	-	51
3/4	Wagner	*	5.0	4	2	2	0	1	0	0	2	W	-	59
		2	9.0	10	5	2	0	2	0	0	3	1-0		131

GONZALEZ'S GAME-BY-GAME STATISTICS

2022 - FRESHMAN

Date	Opponent	GS	AB	R	H	RBI	2B	3B	HR	BB	HBP	SF	K	SB-A	PO	A	E
2/12	Southern Utah	ph	1	0	0	0	0	0	0	0	0	0	0	0-0	0	0	0
2/18	Lamar	ph	1	0	0	0	0	0	0	0	0	0	0	0-0	0	0	0
2/19	Lamar	*dp	2	0	0	0	0	0	0	0	0	0	2	0-0	0	0	0
2/25	NDSU	ph	1	0	0	0	0	0	0	0	0	0	1	0-0	0	0	0
3/4	Wagner	*c	3	0	1	0	1	0	0	0	0	0	0	0-0	5	1	0
3/8	NMSU	*3b	2	0	0	0	0	0	0	0	0	0	0	0-0	1	3	1
3/11	Southern Utah	ph/dp1	0	0	0	0	0	0	0	0	0	0	0	0-0	0	0	0
3/12	Wisconsin	*dp	3	0	0	0	0	0	0	0	0	0	2	0-0	0	0	0
3/13	Wisconsin	*3b	1	0	0	0	0	0	0	0	0	0	1	0-0	2	0	0
3/31	BYU	ph	1	0	0	0	0	0	0	0	0	0	0	0-0	0	0	0
4/9	Colorado State	ph	1	0	0	0	0	0	0	0	0	0	1	0-0	0	0	0
4/14	Fresno State	ph	1	0	0	0	0	0	0	0	0	0	1	0-0	0	0	0
		5	18	0	1	0	1	0	0	0	0	0	8	0-0	8	4	1

HATHOOT'S GAME-BY-GAME STATISTICS

2021 - SOPHOMORE

Date	Opponent	GS	AB	R	H	RBI	2B	3B	HR	BB	HBP	SF	K	SB-A	PO	A	E
2/19	Seattle	*2b	3	0	1	0	0	0	0	0	0	0	0	0-0	0	0	0
2/19	Arizona	*2b	4	0	0	0	0	0	0	0	0	0	1	0-0	3	3	0
2/20	Southern Utah	*2b	4	2	1	0	0	0	0	1	0	0	1	0-0	1	0	0
2/20	Arizona	*2b	2	0	0	0	0	0	0	0	0	0	1	0-0	2	3	0
2/21	Seattle	*2b	4	0	0	0	0	0	0	0	0	0	0	0-0	3	2	0
2/21	Southern Utah	*2b	3	0	0	0	0	0	0	0	0	0	2	0-0	0	0	0
2/26	Oklahoma	*2b	2	0	0	0	0	0	0	1	0	0	0	0-0	4	1	0
2/26	Arizona State	*2b	3	0	0	0	0	0	0	0	0	0	1	0-0	0	1	1
2/27	Oklahoma	*2b	1	0	0	0	0	0	0	0	0	0	1	0-0	1	1	0
2/27	GCU	*2b	2	0	0	0	0	0	0	0	0	0	0	0-0	3	3	1
2/28	Arizona State	*2b	3	1	2	0	1	0	0	0	0	0	0	0-0	1	1	0
3/5	Tulsa	*2b	3	0	1	0	1	0	0	0	0	0	0	0-0	3	3	0
3/5	Tulsa	*2b	3	0	0	1	0	0	0	0	0	0	1	0-0	4	3	0
3/6	Oklahoma State	*2b	3	1	1	0	0	0	0	0	0	0	1	1-1	1	1	1
3/6	Oklahoma State	*2b	3	1	1	0	0	0	0	0	0	0	0	0-0	1	1	0
3/7	Omaha	*2b	3	0	0	0	0	0	0	0	0	0	0	0-1	1	3	0
3/12	Texas Tech	*2b	3	0	0	0	0	0	0	1	0	0	1	0-0	1	2	1
3/12	Texas Tech	*3b	3	0	1	0	0	0	0	0	0	0	1	0-0	0	1	0
3/13	Texas Tech	*2b	3	0	0	0	0	0	0	0	0	0	0	0-0	0	1	0
3/19	Texas	*2b	4	0	0	1	0	0	0	0	0	0	0	0-0	1	1	2
3/20	Texas	*2b	2	0	0	0	0	0	0	0	0	0	1	0-0	1	3	2
3/20	Texas	*2b	3	1	2	0	0	0	0	0	0	0	0	0-0	2	3	4
3/27	Colorado State	*2b	3	0	0	0	0	0	0	0	0	0	1	0-0	7	3	0
3/27	Colorado State	*2b	4	0	1	1	1	0	0	0	0	0	0	0-0	1	3	0
3/28	Colorado State	*2b	4	1	1	0	0	0	0	0	0	0	0	0-0	3	4	0
4/2	Fresno State	*2b	3	0	0	0	0	0	0	0	0	0	1	1-1	3	2	0
4/2	Fresno State	*2b	2	0	0	0	0	0	0	1	0	0	0	0-0	2	1	1
4/3	Fresno State	*2b/ss2	0	0	0	0	0	0	0	0	0	0	2	0-0	3	1	0
4/10	Nevada	*2b	2	1	1	0	0	0	0	1	0	0	0	0-0	1	1	2
4/10	Nevada	*2b	4	1	1	2	0	0	1	0	0	0	0	0-0	4	3	0
4/11	Nevada	*2b	3	0	1	0	1	0	0	0	0	0	0	0-0	3	2	0
4/17	UNLV	*2b	2	0	0	0	0	0	0	0	0	0	1	0-0	0	0	1
4/17	UNLV	*2b	3	0	1	1	1	0	0	0	0	0	1	0-0	0	0	0
4/18	UNLV	*2b	2	1	1	2	0	0	1	0	0	0	0	0-0	3	2	0
4/24	Boise State	*2b	3	0	1	0	1	0	0	0	0	0	1	0-0	3	3	0
4/24	Boise State	*2b	3	1	1	1	1	0	0	0	0	0	0	0-0	3	4	0
4/25	Boise State	*2b	2	0	1	1	0	0	0	0	0	0	0	1-1	3	1	0
5/1	San Diego State	*2b	3	0	0	0	0	0	0	0	0	0	3	0-0	2	3	0
5/1	San Diego State	*2b	2	0	0	1	0	0	0	1	0	0	0	0-0	1	1	2
5/2	San Diego State	*2b	3	0	0	0	0	0	0	0	0	0	2	0-0	1	1	0
5/8	San José State	*2b	3	2	2	2	0	0	1	1	0	0	0	0-1	2	3	1
5/8	San José State	*2b	2	1	2	3	2	0	1	0	0	0	0	0-0	3	1	0
5/9	San José State	*c	3	1	2	0	1	0	0	0	0	0	0	0-0	4	0	0
5/14	Utah State	*c	4	1	2	1	0	0	0	0	0	0	0	0-0	1	1	4
5/14	Utah State	*c	4	1	2	2	0	0	1	0	0	0	1	0-0	2	0	0
5/15	Utah State	*c/2b3	1	2	0	0	0	0	1	0	0	0	0	0-0	1	1	3
		46	133	1	32	20	10	0	4	9	2	0	25	9-12	96	79	11

2020 - FRESHMAN

Date	Opponent	GS	AB	R	H	RBI	2B	3B	HR	BB	HBP	SF	K	SB-A	PO	A	E
2/7	vs. Weber State	*3b	2	0	0	0	0	0	0	2	0	0	0	0-0	3	1	0
2/7	vs. Stanford	*3b	5	2	1	0	0	0	0	0	0	0	0	0-0	1	1	1
2/8	vs. Stanford	*3b	3	1	1	1	0	0	1	0	0	0	0	0-0	0	0	0
2/8	at Grand Canyon	*3b	3	0	1	0	0	0	0	1	0	0	1	0-0	1	2	0
2/9	at Grand Canyon	*3b	5	2	2	0	0	0	0	0	0	0	1	0-0	1	0	0
2/14	vs. N. Colorado	*3b	3	0	0	1	0	0	0	1	0	0	0	0-0	4	3	0
2/15	vs. N. Colorado	*3b	4	1	1	0	0	0	0	0	0	0	0	0-0	0	1	0
2/15	vs. UCSB	*3b	3	2	2	2	0	1	0	0	0	0	0	0-0	3	0	0
2/16	vs. UCSB	*3b	3	0	1	0	0	0	0	1	0	0	0	0-0	4	2	0
2/20	vs. UC Riverside	*3b	2	1	1	1	1	0	0	1	1	0	0	0-0	3	5	0
2/21	vs. Arizona St.	*3b	2	0	0	0	0	0	0	0	0	0	1	0-0	1	1	0
2/22	vs. Missouri	*3b	3	0	0	0	0	0	0	0	0	0	0	0-0	0	2	0
2/22	vs. San Diego	*3b	3	0	1	0	0	0	0	0	0	0	0	0-0	0	3	0
2/23	vs. California	*3b	4	0	0	0	0	0	0	0	0	0	1	0-0	1	0	1
2/28	vs. La Salle	*3b	3	1	1	2	1	0	0	0	0	0	1	0-0	2	2	0
2/28	vs. N. Colorado	*3b	4	0	0	0	0	0	0	0	0	0	0	0-0	0	1	1
2/29	vs. La Salle	*3b	3	2	2	0	0	0	0	1	0	0	0	0-0	1	1	0
2/29	vs. S. Dakota	*3b	3	2	2	2	0	1	0	0	0	0	1	0-0	1		

3/3	UCSB	*1b	3	0	1	2	0	0	0	1	0	1	0	0-0	8	1	0	
3/4	Wagner	*1b	3	0	0	0	0	0	0	0	0	0	0	0-0	11	0	0	
3/4	Santa Clara	*1b	3	1	1	0	0	0	0	0	0	0	0	0-0	8	0	0	
3/5	Santa Clara	*1b	3	0	0	0	0	0	0	0	0	0	0	0-0	8	0	0	
3/8	NMSU	*1b	2	0	0	0	0	0	0	1	0	0	0	0-0	7	0	0	
3/8	NMSU	*1b	3	0	1	0	1	0	0	0	0	1	0-0	8	0	0		
3/11	Southern Utah	*1b	3	0	1	1	0	0	0	1	0	0	0	0-0	7	1	0	
3/11	Dixie State	*1b	4	0	3	1	0	0	0	0	0	0	0	0-0	5	0	0	
3/12	Wisconsin	*1b	3	0	0	0	0	0	0	0	0	1	0-0	7	0	0		
3/12	Maine	*1b	3	1	2	2	1	0	0	0	0	0	0	0-0	9	0	0	
3/13	Wisconsin	ph/1	1	0	0	0	0	0	0	0	0	0	0	0-0	2	0	0	
3/18	San José State	*1b	3	0	0	0	0	0	0	0	0	1	0-0	9	0	0		
3/19	San José State	*1b	3	0	0	0	0	0	0	0	0	2	0-0	4	1	0		
3/20	San José State	*1b	5	0	1	0	0	0	0	0	0	1	0-0	14	0	1		
3/22	New Mexico State	*1b	5	0	1	0	0	0	0	0	0	1	0-0	9	0	0		
3/25	Utah State	*1b	2	0	0	0	0	0	0	0	0	1	0-0	6	0	1		
3/26	Utah State	*1b	3	0	1	0	0	0	0	0	0	0	0-0	3	1	0		
3/27	Utah State	*1b	3	0	0	0	0	0	0	0	0	0	0-0	4	1	0		
3/31	BYU	*1b	3	1	1	0	0	0	0	0	0	1	0-0	10	0	0		
4/1	BYU	*1b	2	0	0	0	0	0	0	0	0	1	0-0	1	0	0		
4/8	Colorado State	*1b	3	0	2	0	0	0	0	0	0	0	0-0	7	1	0		
4/9	Colorado State	*1b	2	0	1	0	0	0	0	1	0	1	0-0	7	0	0		
4/10	Colorado State	*1b	1	0	0	0	0	0	0	1	0	0	0-0	4	0	0		
4/14	Fresno State	*1b	4	0	0	0	0	0	0	0	0	0	0-0	7	1	0		
4/15	Fresno State	*1b	3	1	2	1	2	0	0	0	0	0	0-0	6	0	0		
4/16	Fresno State	*1b	2	0	0	0	0	0	0	0	0	1	0-0	9	0	0		
4/22	Nevada	*1b	3	0	0	0	0	0	0	1	0	0	0-0	7	0	0		
4/23	Nevada	*1b	3	1	1	0	0	0	0	1	0	1	0-0	6	0	0		
4/24	Nevada	*1b	3	0	0	0	0	0	0	0	0	1	0-0	6	0	0		
4/29	UNLV	*1b	1	0	0	0	0	0	0	1	0	0	0-0	3	1	0		
4/30	UNLV	*1b	3	0	1	1	0	0	0	0	0	0	0-0	6	0	1		
5/1	UNLV	*1b	2	0	0	0	0	0	0	0	0	2	0-0	6	0	1		
5/6	Boise State	*1b	3	0	0	0	0	0	0	0	0	0	0-0	3	0	0		
5/6	Boise State	*1b	1	0	0	0	0	0	0	1	0	1	0-0	7	0	0		
5/8	Boise State	*1b	3	1	2	0	0	0	0	0	0	0	0-0	6	1	0		
5/12	San Diego State	*1b	2	0	0	0	0	0	0	1	0	0	0-0	7	0	1		
5/13	San Diego State	*1b	2	0	0	0	0	0	0	0	0	0	0-0	3	0	0		
5/14	San Diego State	*1b	3	0	0	0	0	0	0	0	0	3	0-0	6	0	0		
			50	140	9	34	14	6	0	0	11	0	2	29	0-0	329	11	6

2021 - JUNIOR

Date	Opponent	GS	AB	R	H	RBI	2B	3B	HR	BB	HBP	SF	K	SB-A	PO	A	E	
2/20	Southern Utah	*1b	3	0	1	2	1	0	0	0	0	1	0	1	0-0	6	0	0
2/20	Arizona	*1b	2	0	0	0	0	0	0	0	0	0	0	0-0	3	0	0	
2/21	Southern Utah	*1b	3	0	0	0	0	0	0	0	0	0	1	0-0	1	0	1	
2/27	Oklahoma	*1b	1	1	0	0	0	0	0	1	0	0	1	0-0	2	0	0	
2/28	Arizona State	*1b	3	0	0	0	0	0	0	0	0	0	1	0-0	9	0	0	
3/5	Tulsa	*1b	3	0	0	0	0	0	0	0	0	0	1	0-0	6	0	0	
3/6	Oklahoma State	*dp	3	0	1	0	0	0	0	0	0	0	1	0-0	0	0	0	
3/12	Texas Tech	*1b	2	0	1	0	0	0	0	0	1	0	1	0-0	6	0	1	
3/19	Texas	*1b	2	0	0	0	0	0	0	1	0	0	1	0-0	9	0	0	
3/20	Texas	*1b	2	0	0	0	0	0	0	0	0	0	0	0-0	7	0	0	
3/27	Colorado State	*1b	3	0	1	1	0	0	0	0	0	0	0	0-0	8	0	0	
3/27	Colorado State	*1b	3	0	1	0	0	0	0	0	0	0	1	0-0	7	0	0	
3/28	Colorado State	*1b	3	0	0	0	0	0	0	0	0	0	0	0-0	10	0	0	
4/2	Fresno State	*1b	2	0	0	0	0	0	0	0	0	2	0-0	10	0	0		
4/2	Fresno State	*1b	3	0	1	0	0	0	0	0	0	2	0-0	6	0	0		
4/3	Fresno State	*1b	1	0	0	0	0	0	0	0	0	1	0-0	1	0	0		
4/10	Nevada	*1b	3	1	1	1	1	0	0	0	0	0	0	0-0	2	0	0	
4/10	Nevada	*1b	3	1	1	1	1	0	0	0	0	0	0	0-0	6	1	0	
4/11	Nevada	*1b	2	0	0	0	0	0	0	1	0	0	1	0-0	4	0	0	
4/17	UNLV	*1b	3	0	0	0	0	0	0	0	0	0	0	0-0	9	0	0	
4/17	UNLV	*1b	2	0	0	0	0	0	0	0	0	0	0	0-0	9	0	1	
4/18	UNLV	*1b	2	0	0	0	0	0	0	0	0	0	0	0-0	8	0	0	
4/24	Boise State	*1b	3	1	2	0	1	0	0	0	0	0	0	0-0	12	1	0	
4/24	Boise State	*1b	3	0	0	0	0	0	0	0	0	0	0	0-0	7	1	0	
4/25	Boise State	*1b	3	0	1	0	1	0	0	0	0	0	2	0-0	5	0	0	
5/1	San Diego State	*1b	2	0	1	0	0	0	0	0	1	0	0	0-0	5	1	0	
5/1	San Diego State	*1b	3	0	0	0	0	0	0	0	0	0	0	0-0	2	1	0	
5/2	San Diego State	*1b	1	0	1	0	1	0	0	0	0	1	0	0-0	8	0	0	
5/8	San José State	*1b	3	0	0	0	0	0	0	0	0	0	0	0-0	10	2	1	
5/8	San José State	*1b	2	0	2	1	0	0	0	0	1	0	0	0-0	5	0	0	
5/9	San José State	*1b	2	0	1	0	1	0	0	1	0	0	0	0-0	10	1	0	
5/14	Utah State	*1b	2	0	1	1	0	0	0	0	1	0	0	0-0	8	0	0	
5/14	Utah State	*1b	3	0	0	0	0	0	0	0	0	0	0	0-0	10	0	1	
5/15	Utah State	*1b	4	1	1	0	0	0	0	0	0	0	0	0-0	5	1	0	
			34	85	5	18	7	7	0	4	5	1	17	0-0	216	9	5	

2020 - SOPHOMORE

Date	Opponent	GS	AB	R	H	RBI	2B	3B	HR	BB	HBP	SF	K	SB-A	PO	A	E
2/7	vs. Stanford	ph	1	0	0	0	0	0	0	0	0	0	1	0-0	0	0	0
2/8	vs. Stanford	*1b	2	0	0	0	0	0	0	0	0	0	0	0-0	6	0	0
2/8	at Grand Canyon	*1b	4	1	1	0	0	0	0	0	0	0	0	0-0	9	0	0
2/9	at Grand Canyon	*1b	3	0	0	0	0	0	0	0	0	0	1	0-0	3	0	0
2/14	vs. N. Colorado	*1b	2	0	2	2	0	0	0	0	0	1	0	0-0	3	0	0
2/15	vs. N. Colorado	*1b	2	0	1	0	1	0	0	1	0	0	0	1-1	7	1	0
2/16	vs. UCSB	ph	1	0	1	0	0	0	0	0	0	0	0	0-0	0	0	0
2/21	vs. Arizona St.	*1b	2	0	1	0	0	0	0	0	0	0	1	0-0	3	0	0
2/22	vs. Missouri	*1b	3	0	1	0	0	0	0	0	0	0	0	0-0	4	0	0
2/22	vs. San Diego	*1b	3	0	1	0	0	0	0	0	0	0	0	0-0	10	0	0
2/23	vs. California	*dh	3	0	0	0	0	0	0	0	0	0	0	0-0	0	0	0
2/28	vs. La Salle	*dh	3	0	0	1	0	0	0	0	0	1	0	0-0	0	0	0
3/1	vs. N. Colorado	*1b	2	0	0	0	0	0	0	0	0	0	0	0-0	11	0	0
3/6	vs. Texas Southern	*1b	3	0	0	0	0	0	0	0	0	0	2	0-0	7	0	0

3/8	vs. Liberty	*dh	2	0	0	0	0	0	0	0	0	0	0	0-0	0	0	0	
3/11	at NM State	*1b	2	0	0	1	0	0	0	0	0	0	1	0	0-0	6	0	0
			14	38	1	8	4	1	0	0	1	0	3	5	1-1	69	1	0

VIGIL'S GAME-BY-GAME STATISTICS

2022 - SENIOR

Date	Opponent	GS	AB	R	H	RBI	2B	3B	HR	BB	HBP	SF	K	SB-A	PO	A	E
2/12	Southern Utah	pr	0	1	0	0	0	0	0	0	0	0	0	0-0	0	0	0
2/13	Alabama	pr	0	0	0	0	0	0	0	0	0	0	0	0-0	0	0	0
2/19	Lamar	pr	0	0	0	0	0	0	0	0	0	0	0	0-0	0	0	0
2/24	UTEP	ph	0	1	0	0	0	0	0	1	0	0	0	0-0	0	0	0
2/25	NDSU	*2b	3	0	2	1	0	0	0	0	0	0	1	0-0	1	6	1
2/26	Buffalo	*dp	2	0	0	0	0	0	0	0	0	0	0	0-0	0	0	0
3/4	Santa Clara	pr	0	1	0	0	0	0	0	0	0	0	0	0-0	0	0	0
3/8																	



CAREER RECORDS

BATTING

BATTING AVG. (min. 350 AB)

1. .356 - Mariah Rimmer(244-685) 2013-16
2. .350 - Jessica Garcia.....(193-552) 2009-12
3. .349 - Jasmine Casados.....(209-598) 2014-17
4. .344 - Heather Medearis.....(146-424) 1992, 94-95
5. .342 - Chelsea Johnson.....(174-509) 2015-18
- 342 - Danielle Cassara.....(222-649) 1997-00
7. .337 - Kelly Glass(242-719) 2000-03
8. .336 - Tammy Goff(192-572) 1978-81
9. .335 - Casey Coffman(208-620) 1993-96
- 335 - Lindsey Elcess(182-507) 2005-08

SLUGGING PCT. (min. 350 AB)

1. .668 - Stefanie Carramusa.....(458 AB) 2010-12
2. .637 - Andrea Howard(597 AB) 2018-22
3. .627 - Jessica Garcia(552 AB) 2009-12
4. .603 - Chelsea Johnson.....(509 AB) 2015-2018
5. .576 - Lindsey Elcess.....(507 AB) 2005-08
6. .553 - Cameryn O'Grady.....(535 AB) 2017-21
7. .538 - Kathy Moore.....(626 AB) 1998-01
8. .537 - Jasmine Casados.....(598 AB) 2014-17
9. .535 - Danielle Cassara.....(649 AB) 1997-00
10. .528 - Mariah Rimmer.....(685 AB) 2013-16

ON BASE PCT. (min. 350 AB)

1. .446 - Kathy Moore(626 AB) 1998-01
2. .435 - Cameryn O'Grady(535 AB) 2017-21
3. .429 - Jasmine Casados.....(598 AB) 2014-17
4. .427 - Andrea Howard(597 AB) 2018-22
5. .423 - Analise Rubalcava.....(515 AB) 2006-09
6. .422 - Lindsey Elcess(507 AB) 2005-08
7. .419 - Samantha Hughes.....(559 AB) 2006-09
8. .409 - Danielle Cassara.....(649 AB) 1997-00
- 409 - Heather Medearis(424 AB) 1992, 94-95
10. .403 - Chelsea Johnson.....(509 AB) 2015-2018

GAMES PLAYED

1. 233.....Kathy Moore - 1998-01
2. 230.....Marianna Fenelli - 1998-01
3. 224.....Kelly Glass - 2000-03
4. 222.....Andrea Howard- 2018-22
5. 220.....Brooke Chaffee - 1999-02
6. 219.....Melissa Krolik - 1996-99
7. 217.....Lainie Horne - 1997-00
8. 213.....Danielle Cassara - 1997-00
9. 212.....Cassie Chavez - 2002, 04-06
10. 209.....Krissy Keene - 1998-01
- 209.....Rachael Wennekamp - 1998-01

AT BATS

1. 719.....Kelly Glass - 2000-03
2. 685.....Mariah Rimmer - 2013-16
3. 683.....Marianna Fenelli - 1998-01
4. 649.....Danielle Cassara - 1997-00
5. 642.....Cassie Chavez - 2002, 04-06
6. 626.....Kathy Moore - 1998-01
7. 625.....Brooke Chaffee - 1999-02
- 625.....Ryenne Hodgins - 2004-07
9. 620.....Casey Coffman - 1993-96
10. 606.....Michala Erickson - 2014-17

RUNS

1. 149.....Marianna Fenelli - 1998-01
2. 140.....Mariah Rimmer - 2013-16
3. 136.....Samantha Hughes - 2006-09
4. 126.....Andrea Howard - 2018-21
5. 120.....Cameryn O'Grady - 2017-21
6. 119.....Cassie Chavez - 2002, 04-06
7. 115.....Stefanie Carramusa - 2010-12
8. 104.....Kelly Glass - 2000-03
- 104.....Jasmine Casados - 2014-17
10. 103.....Kathy Moore - 1998-01

HITS

1. 244.....Mariah Rimmer - 2013-16
2. 242.....Kelly Glass - 2000-03
3. 222.....Danielle Cassara - 1997-00
4. 209.....Jasmine Casados - 2014-17
5. 208.....Casey Coffman - 1993-96

6. 194.....Kathy Moore - 1998-01
7. 193.....Jessica Garcia - 2009-12
8. 192.....Tammy Goff - 1978-81
9. 191.....Marianna Fenelli - 1998-01
10. 187.....Andrea Howard- 2018-22

DOUBLES

1. 54.....Cameryn O'Grady - 2017-21
2. 48.....Marianna Fenelli - 1998-01
3. 47.....Danielle Cassara - 1997-00
4. 45.....Jasmine Casados - 2014-17
5. 43.....Cassie Chavez - 2002, 04-06



Mariah Rimmer

6. 41.....Casey Coffman - 1993-96
7. 40.....Mariah Rimmer - 2013-16
8. 36.....Lainie Horne - 1997-00
- 36.....Lindsey Elcess - 2005-08
- 36.....Andrea Howard - 2018-22
10. 35.....Kathy Moore - 1998-01
- 35.....Katie Gilmore - 2007-10

TRIPLES

1. 15.....Kathy Dyer - 1982, 84-86
2. 14.....Michele Madrid - 1982-85
3. 11.....Tammy Goff - 1978-81
4. 10.....Jackie Van Hooydonk - 1995-97
- 10.....Sue Kragseth - 1980-81, 83-84
- 10.....Cheryl Shaw - 1978-80
7. 9.....Mariah Rimmer - 2013-16
8. 9.....Lainie Horne - 1997-00
- 8.....Suzanne Dow - 1995-98
- 8.....Angel Logreco - 1987-90
- 8.....Chelsea Anaya - 2011-14
- 8.....Andrea Howard - 2018-22

HOME RUNS

1. 47.....Andrea Howard - 2018-22
2. 39.....Stefanie Carramusa - 2010-12
3. 38.....Jessica Garcia - 2009-12
4. 36.....Kathy Moore - 1998-01
5. 34.....Chelsea Johnson - 2015-2018
6. 28.....Lindsey Elcess - 2005-08
7. 27.....Cassie Chavez - 2002, 04-06
- 27.....Michala Erickson - 2014-17
9. 26.....Danielle Cassara - 1997-00
10. 21.....Jasmine Casados - 2014-17
- 21.....Cameryn O'Grady- 2017-21

RUNS BATTED IN

1. 152.....Jasmine Casados - 2014-17
2. 147.....Andrea Howard - 2018-22
3. 143.....Danielle Cassara - 1997-00
4. 139.....Chelsea Johnson - 2015-18

5. 132.....Kathy Moore - 1998-01
6. 131.....Jessica Garcia - 2009-12
7. 124.....Mariah Rimmer - 2013-16
8. 116.....Lindsey Elcess - 2005-08
9. 107.....Stefanie Carramusa - 2010-12
10. 103.....Cameryn O'Grady - 2017-21
- 103.....Brooke Chaffee - 1999-02
- 103.....Katie Gilmore - 2007-10

TOTAL BASES


1. 380.....Andrea Howard - 2018-22
2. 362.....Mariah Rimmer - 2013-16
3. 347.....Danielle Cassara - 1997-00
4. 346.....Jessica Garcia - 2009-12
5. 337.....Kathy Moore - 1998-01
6. 321.....Jasmine Casados - 2014-17
7. 307.....Chelsea Johnson - 2015-18
8. 306.....Stefanie Carramusa - 2010-12
9. 296.....Cameryn O'Grady- 2017-21
10. 292.....Lindsey Elcess - 2005-08

WALKS

1. 150.....Kathy Moore - 1998-01
2. 123.....Andrea Howard - 2018-22
3. 107.....Marianna Fenelli - 1998-01
4. 97.....Cameryn O'Grady - 2017-21
5. 90.....Analise Rubalcava - 2006-09
6. 81.....Samantha Hughes - 2006-09
7. 79.....Jasmine Casados - 2014-17
8. 77.....Sue Inman - 1983-86
9. 76.....Wendy Beeghly - 1988-91
10. 72.....Lainie Horne - 1997-00

STOLEN BASES

1. 90 - Julie Garcia(90-103) 1989-92
2. 88 - Kelly Glass(88-106) 2000-03
3. 84 - Lauren Warner.....(84-100) 1996, 99-02
4. 74 - Terri Bailey(74-89) 1989-92
5. 71 - Jackie Van Hooydonk.....(71-81) 1995-97
6. 66 - Samantha Hughes(52-61) 2006-09
7. 64 - Mariah Rimmer(64-78) 2013-16
8. 59 - Sheila Blonigan.....(59-59) 1983-86
9. 51 - Tracy Vun Kannon.....(51-59) 1990-91
10. 44 - Liz Bogdanovic.....(44-51) 1986-89



Andrea Howard

PITCHING

EARNED RUN AVG. (min. 200 IP)

- 1.08 - Dena Mullins.....(484.2 IP) 1992-93
- 1.29 - Arlene Hernandez.....(432.1 IP) 1985-86
- 1.41 - Allison Maney.....(595.2 IP) 1982-85
- 1.45 - Tippy Borrego.....(565.0 IP) 1980-81
- 1.65 - Arvita Higgins.....(272.0 IP) 1978-79
- 1.69 - Nancy Campbell.....(281.2 IP) 1978-79
- 2.17 - Stephanie Smith.....(539.0 IP) 1991-94
- 2.33 - Chris DeFant.....(394.2 IP) 1987-90
- 2.43 - Beth Unterbrink.....(236.2 IP) 1986-89
- 2.54 - Katie Cramer.....(311.1 IP) 1990-91

FEWEST WALK ALLOWED/ 7 INNINGS (min. 200 IP)

- 0.63 - Arlene Hernandez.....(432.1 IP) 1985-86
- 0.82 - Danielle Cassara.....(479.0 IP) 1997-00
- 1.37 - Katie Cramer.....(311.1 IP) 1990-91
- 1.40 - Dena Mullins.....(484.2 IP) 1992-93
- 1.44 - Kathy Moore.....(578.0 IP) 1998-01
- 1.48 - Beth Unterbrink.....(236.2 IP) 1986-89
- 1.49 - Arvita Higgins.....(272.0 IP) 1978-79
- 1.52 - Allison Maney.....(595.2 IP) 1982-85
- 1.53 - Amy Dumas.....(658.0 IP) 2001-04
- 1.61 - Hayley Punter.....(299.2 IP) 2001-02

MOST STRIKEOUTS/7 INNINGS (min. 200 IP)

- 5.90 - Ashley Perkins.....(269.1 IP) 2004-05
- 5.78 - Dena Mullins.....(484.2 IP) 1992-93
- 5.43 - Arvita Higgins.....(272.0 IP) 1978-79
- 5.33 - Hayley Punter.....(299.2 IP) 2001-02
- 5.24 - Tippy Borrego.....(565.0 IP) 1980-81
- 5.09 - Danielle Cassara.....(479.0 IP) 1997-00
- 5.02 - Iraina Ogas.....(307.0 IP) 2003-04
- 4.70 - Amy Dumas.....(658.0 IP) 2001-04
- 4.36 - Lauren Soles.....(375.1 IP) 2013-16
- 4.32 - Nancy Campbell.....(281.2 IP) 1978-79

WINS

- 54 - Allison Maney.....(54-30) 1982-85
- 51 - Danielle Cassara.....(51-25) 1997-00
- 50 - Kathy Moore.....(50-38) 1998-01
- 50 - Stephanie Smith.....(50-29) 1991-94
- 47 - Tippy Borrego.....(47-30) 1980-81
- 45 - Amy Dumas.....(45-50) 2001-04
- 45 - Dena Mullins.....(45-27) 1992-93
- 35 - Arlene Hernandez.....(35-27) 1985-86
- 35 - Kaela DeBroeck.....(35-55) 2010-13
- 32 - Chris DeFant.....(32-31) 1987-90

SAVES

- 17.....Krissy Fortner - 2015-2018
- 8.....Kathy Moore - 1998-01
- 6.....Iraina Ogas - 2003-04
- 5.....Katie Cramer - 1990-91
- 4.....Amy Dumas - 2001-04
- 3.....Amber Linton - 2022
- 3.....Dejah Hatfield - 1996
- 2.....Kaela DeBroeck - 2010-13
- 2.....Carrie Sheehan - 2012-15
- 2.....Hayley Punter - 2001-02
- 2.....Ashley Perkins - 2004-05
- 2.....Danielle Robertshaw - 1997-99
- 2.....Marnie Hill - 1993-95,97
- 2.....Stephanie Smith - 1991-94
- 2.....Kelly Ninemire - 2007-08
- 2.....Analise Rubalcava - 2006-09

APPEARANCES

- 151.....Amy Dumas - 2001-04
- 130.....Kaela DeBroeck - 2010-13
- 114.....Kathy Moore - 1998-01
- 113.....Krissy Fortner - 2015-2018
- 101.....Carrie Sheehan - 2012-15
- 90.....Stephanie Smith - 1991-94
- 90.....Lauren Soles - 2013-16
- 89.....Danielle Cassara - 1997-00
- 84.....Tess McPherson - 2014-17
- 77.....Chris DeFant - 1987-90

GAMES STARTED

- 101.....Amy Dumas - 2001-04
- 86.....Kaela DeBroeck - 2010-13
- 81.....Kathy Moore - 1998-01
- 81.....Stephanie Smith - 1991-94
- 77.....Danielle Cassara - 1997-00
- 69.....Dena Mullins - 1992-93
- 65.....Chris DeFant - 1987-90
- 62.....Kelly Ninemire - 2007-08
- 58.....Carrie Sheehan - 2012-15
- 53.....Tess McPherson - 2014-17

COMPLETE GAMES

- 69.....Stephanie Smith - 1991-94
- 63.....Kathy Moore - 1998-01
- 56.....Danielle Cassara - 1997-00
- 54.....Dena Mullins - 1992-93
- 46.....Amy Dumas - 2001-04
- 40.....Chris DeFant - 1987-90
- 40.....Kaela DeBroeck - 2010-13
- 33.....Arvita Higgins - 1978-79
- 32.....Katie Cramer - 1990-91
- 30.....Kelly Ninemire - 2007-08

SHUTOUTS

- 32.....Allison Maney - 1982-85
- 25.....Dena Mullins - 1992-93
- 22.....Danielle Cassara - 1997-00
- 20.....Stephanie Smith - 1991-94
- 19.....Arlene Hernandez - 1985-86
- 15.....Amy Dumas - 2001-04
- 15.....Chris DeFant - 1987-90
- 11.....Kathy Moore - 1998-01
- 11.....Beth Unterbrink - 1986-89
- 10.....Katie Cramer - 1990-91

INNINGS PITCHED

- 658.0.....Amy Dumas - 2001-04
- 595.2.....Allison Maney - 1982-85
- 578.0.....Kathy Moore - 1998-01
- 565.0.....Tippy Borrego - 1980-81
- 539.0.....Stephanie Smith - 1991-94
- 524.0.....Kaela DeBroeck - 2010-13
- 484.2.....Dena Mullins - 1992-93
- 479.0.....Danielle Cassara - 1997-00
- 432.1.....Arlene Hernandez - 1985-86
- 394.2.....Chris DeFant - 1987-90



Amy Dumas

STRIKEOUTS

- 442.....Amy Dumas - 2001-04
- 423.....Tippy Borrego - 1980-81
- 400.....Dena Mullins - 1992-93
- 348.....Danielle Cassara - 1997-00
- 336.....Allison Maney - 1982-85
- 259.....Kaela DeBroeck - 2010-13
- 234.....Stephanie Smith - 1991-94
- 234.....Lauren Soles - 2013-16
- 233.....Kathy Moore - 1998-01
- 228.....Hayley Punter - 2001-02

BATTERS FACED

- 2,523.....Kaela DeBroeck - 2010-13
- 2,375.....Kathy Moore - 1998-01
- 1,952.....Carrie Sheehan - 2012-15
- 1,931.....Danielle Cassara - 1997-00
- 1,846.....Amy Dumas - 2001-04
- 1,824.....Lauren Soles - 2013-16
- 1,487.....Kelly Ninemire - 2007-08
- 1,406.....Emma Guindon - 2021-22
- 1,396.....Janis Robinson - 1997-98
- 1,370.....Tess McPherson - 2014-17

FIELDING

FIELDING PCT. (min. 100 chances)

- .995 - Jennifer Haley.....(580-2-3) 1997
- .995 - Sandi Hinojos.....(358-41-2) 1989-91, 93
- .992 - Jordan Sjostrand.....(732-27-7) 2012-14
- .990 - Leslie Romero.....(187-6-2) 2019-20, 22
- .986 - Lindsey Elcess.....(678-34-10) 2005-08
- .985 - Tiffani Chambers.....(606-110-11) 1999-02
- .985 - Lauren McCoy.....(173-29-3) 2002
- .985 - Amy Minick.....(525-57-9) 1986-89
- .984 - Ashley Shartzter.....(705-88-13) 2003-04
- .984 - Tiffany Bradley.....(179-11-3) 2002-03
- .984 - Elena Cranmer.....(729-57-13) 2000-01, 03
- .984 - Naomi Tellez.....(238-18-2) 2013-14

PUTOUTS

- 1,153.....Ashley Shartzter - 2003-05
- 1,047.....Jordan Sjostrand - 2012-14
- 841.....Heather Medearis - 1992, 94-95
- 729.....Elena Cranmer - 2000-01, 03
- 706.....Karissa Halem - 2013-16
- 679.....Kim Korsak - 2001-04
- 678.....Lindsey Elcess - 2005-08
- 658.....Katie Gilmore - 2007-10
- 614.....Danielle Cassara - 1997-00
- 614.....Reyan Tuck - 2020-22
-Tiffani Chambers - 1999-02

ASSISTS

- 501.....Michala Erickson - 2014-17
- 500.....Cassie Chavez - 2002, 04-06
- 451.....Brooke Chaffee - 1999-02
- 436.....Marianna Fenelli - 1998-01
- 391.....Tammy Goff - 1978-81
- 381.....Cameryn O'Grady - 2017-21
- 371.....Wendy Beeghly - 1988-91
- 347.....Jasmine Casados - 2014-17
- 344.....Analise Rubalcava - 2006-09
- 340.....Marnie Hill - 1993-95, 97

MOST DOUBLE-PLAYS TURNED

- 47.....Ashley Shartzter - 2003-05
- 46.....Katie Gilmore - 2007-10
- 36.....Jordan Sjostrand - 2012-14
- 31.....Reyan Tuck - 2020-22
- 30.....Kristina Schmallen - 2005-06
- 28.....Cameryn O'Grady - 2017-21
- 27.....Michala Erickson - 2014-17
- 26.....Cristin Anderson - 2009-10
- 26.....Chelsea Anaya - 2011-14
- 26.....Karissa Halem - 2013-16

MOST CAUGHT-STEALING BY

- 60.....Jessica Garcia - 2009-12
- 39.....Amy Minick - 1986-89
- 34.....Kaela DeBroeck - 2010-13
- 28.....Liz Young - 2005-07
- 27.....Kim Korsak - 2001-04
- 26.....Erin Brandow - 2007-10
- 22.....Lauren Wilmert - 2017-21
- 22.....Sydney Broderick - 2018-22
- 21.....Karen Matteson - 1992-94
- 21.....Sandi Hinojos - 1989-91, 93

SINGLE SEASON RECORDS

BATTING

BATTING AVG. (min. 25 AB)


- .448 - Jessica Garcia..... (81-181) 2012
- .443 - Tammy Goff..... (51-115) 1978
- .430 - Casey Coffman..... (68-158) 1996
- .418 - Jessica Garcia..... (61-146) 2011
- .414 - Willow Kalinen..... (29-70) 2014
- .405 - Danielle Cassara..... (68-168) 1999
- .403 - Andrea Howard..... (58-144) 2022
- .401 - Heather Medearis..... (61-152) 1994
- .400 - Danielle Castro..... (12-30) 2010
- .398 - Jackie Van Hooydonk..... (70-176) 1997
- .395 - Kristina Schmallen..... (62-157) 2006

SLUGGING PCT. (min. 25 AB)

- .917 - Jessica Garcia..... (181 AB) 2012
- .875 - Andrea Howard..... (144 AB) 2022
- .831 - Stefanie Carramusa..... (183 AB) 2012
- .816 - Chelsea Johnson..... (87 AB) 2016
- .801 - Jessica Garcia..... (146 AB) 2011
- .728 - Andrea Howard..... (125 AB) 2021
- .714 - Danielle Cassara..... (168 AB) 1999
- .694 - Lisa Rodrigues..... (85 AB) 2015
- .682 - Kristina Schmallen..... (157 AB) 2006
- .677 - Lindsey Elcess..... (155 AB) 2006

ON BASE PCT. (min. 25 AB)

- .531 - Andrea Howard..... (144 AB) 2022
- .519 - Analise Rubalcava..... (122 AB) 2007
- .500 - Tammy Goff..... (115 AB) 1978
- .495 - Kathy Moore..... (144 AB) 2001
- .491 - Lisa Rodrigues..... (85 AB) 2015
- .485 - Cameryn O'Grady..... (76 AB) 2020
- .482 - Jessica Garcia..... (181 AB) 2012
- .480 - Jackie Van Hooydonk..... (176 AB) 1997
- .478 - Wendy Beeghly..... (104 AB) 1989
- .474 - Cameryn O'Grady..... (141 AB) 2019
- .474 - Danielle Cassara..... (168 AB) 1999



Jessica Garcia

GAMES PLAYED

- 65..... Cassie Chavez - 2004
- 64..... Sabrina Sandberg - 2004
- 64..... Ashley Shartzter - 2004
- 63..... Ora Hensley - 2004
- 63..... Ora Hensley - 2003
- 63..... Sabrina Sandberg - 2003
- 63..... Ashley VanBoxmeer - 2003
- 63..... Kim Korsak - 2003
- 63..... Ashley Shartzter - 2003
- 63..... Kelly Glass - 2003

AT BATS

- 210..... Kelly Glass - 2003
- 190..... Cassie Chavez - 2004
- 188..... Ora Hensley - 2003
- 187..... Stephanie Kennedy - 2004
- 187..... Brooke Chaffee - 2001
- 185..... Claire Miller - 1981
- 183..... Kelly Glass - 2000
- 183..... Ryanne Hodgins - 2006
- 182..... Iraina Ogas - 2003
- 182..... Krissy Keene - 2001
- 182..... Karen Pace - 1978

RUNS

- 60..... Stefanie Carramusa - 2012
- 52..... Shenise Cox - 2012
- 47..... Jessica Garcia - 2012
- 47..... Jackie Van Hooydonk - 1997
- 46..... Chelsea Anaya - 2012
- 45..... Marianna Fenelli - 1999
- 43..... Mariah Rimmer - 2016
- 41..... Cassie Chaves - 2006
- 41..... Cristin Anderson - 2010
- 40..... Andrea Howard - 2022

HITS

- 81..... Jessica Garcia - 2012
- 70..... Jackie Van Hooydonk - 1997
- 68..... Kelly Glass - 2003
- 68..... Danielle Cassara - 1999
- 68..... Casey Coffman - 1996
- 67..... Stefanie Carramusa - 2012
- 67..... Mariah Rimmer - 2016
- 65..... Danielle Cassara - 2000
- 65..... Mariah Rimmer - 2015
- 64..... Kelly Glass - 2001
- 63..... Mariah Rimmer - 2013

DOUBLES

- 21..... Casey Coffman - 1996
- 17..... Jackie Van Hooydonk - 1997
- 17..... Samantha Hughes - 2009
- 16..... Cameryn O'Grady - 2019
- 16..... Stefanie Carramusa - 2012
- 16..... Ashley VanBoxmeer - 2003
- 16..... Lindsey Elcess - 2006
- 15..... Cameryn O'Grady - 2020
- 15..... Danielle Cassara - 2000
- 15..... Cassie Chavez - 2006
- 15..... Jessica Garcia - 2011

TRIPLES

- 9..... Kathy Dyer - 1986
- 8..... Jackie Van Hooydonk - 1997
- 7..... Lainie Horne - 1998
- 7..... Tammy Goff - 1978
- 6..... Michele Madrid - 1982
- 6..... Sue Kragseth - 1980
- 6..... Cheryl Shaw - 1978
- 5..... Kathy Dyer - 1985
- 5..... Terri Nielson - 1985
- 5..... Liz Bogdanovic - 1989
- 5..... Mariah Rimmer - 2014

HOME RUNS

- 24..... Jessica Garcia - 2012
- 23..... Stefanie Carramusa - 2012
- 18..... Andrea Howard - 2022
- 15..... Shenise Cox - 2012
- 13..... Danielle Cassara - 1999
- 13..... Jessica Garcia - 2011
- 12..... Andrea Howard - 2021
- 12..... Kathy Moore - 2000
- 12..... Kristina Schmallen - 2006
- 11..... Danielle Cassara - 2000
- 11..... Stefanie Carramusa - 2011
- 11..... Chelsea Johnson - 2016

RUNS BATTED IN

- 69..... Jessica Garica - 2012
- 57..... Andrea Howard - 2022
- 54..... Danielle Cassara - 1999
- 52..... Kristina Schmallen - 2006
- 51..... Danielle Cassara - 2000
- 49..... Stefanie Carramusa - 2012
- 45..... Kathy Moore - 2000
- 45..... Lindsey Elcess - 2006
- 43..... Naomi Tellez - 2014
- 42..... Cassie Chavez - 2006
- 42..... Mariah Rimmer - 2016

TOTAL BASES

- 166..... Jessica Garica - 2012
- 152..... Stefanie Carramusa - 2012
- 126..... Andrea Howard - 2022
- 120..... Danielle Cassara - 1999
- 118..... Jackie Van Hooydonk - 1997
- 117..... Jessica Garcia - 2011
- 113..... Danielle Cassara - 2000
- 110..... Ashley VanBoxmeer - 2003
- 108..... Mariah Rimmer - 2016
- 107..... Kristina Schmallen - 2006

WALKS

- 57..... Kathy Moore - 2001
- 43..... Andrea Howard - 2022
- 35..... Marianna Fenelli - 2000
- 33..... Kathy Moore - 1999
- 33..... Samantha Hughes - 2008
- 32..... Cameryn O'Grady - 2018
- 32..... Shenise Cox - 2012
- 32..... Kathy Moore - 2000
- 31..... Cameryn O'Grady - 2019
- 31..... Marianna Fenelli - 2001

STOLEN BASES

- 40 - Jackie Van Hooydonk..... (40-48) 1997
- 39 - Lauren Warner..... (39-46) 1999
- 29 - Julie Garcia..... (29-33) 1992
- 27 - Samantha Hughes..... (27-31) 2007
- 26 - Mariah Rimmer..... (26-34) 2013
- 26 - Kelly Glass..... (26-32) 2001
- 26 - Kelly Glass..... (26-31) 2000
- 26 - Julie Garcia..... (26-29) 1990
- 26 - Tracy Vun Kannon..... (26-30) 1990
- 25 - Tracy Vun Kannon..... (25-29) 1991

PITCHING

EARNED RUN AVG. (min. 100 IP)

- 0.94 - Allison Maney..... (153.2 IP) 1985
- 1.00 - Dena Mullins..... (280.1 IP) 1993
- 1.18 - Allison Maney..... (229.1 IP) 1983
- 1.19 - Dena Mullins..... (204.1 IP) 1992
- 1.21 - Arlene Hernandez..... (231.1 IP) 1985
- 1.34 - Tippy Borrego..... (303.0 IP) 1981
- 1.34 - Arvita Higgins..... (148.0 IP) 1979
- 1.35 - Nancy Campbell..... (160.0 IP) 1979
- 1.36 - Erin Putnam..... (112.1 IP) 1984
- 1.39 - Arlene Hernandez..... (201.0) 1986

FEWEST WALKS ALLOWED/7

INNINGS (min. 100 IP)

- 0.55 - Danielle Cassara..... (179.1 IP) 2000
- 0.59 - Arlene Hernandez..... (201.0 IP) 1986
- 0.64 - Danielle Cassara..... (152.1 IP) 1999
- 0.67 - Arlene Hernandez..... (231.1 IP) 1985
- 0.78 - Amy Dumas..... (179.1 IP) 2001
- 0.92 - Kathy Moore..... (152.1 IP) 1999
- 0.93 - Erin Putnam..... (112.1 IP) 1984
- 1.09 - Katie Cramer..... (141.1 IP) 1991
- 1.20 - Beth Unterbrink..... (105.0 IP) 1989
- 1.21 - Hayley Punter..... (133.0 IP) 2002

**MOST STRIKEOUTS/7
INNINGS (min. 100 IP)**

1.	6.97 - Amber Linton	(156.2 IP) 2022
2.	6.65 - Dena Mullins	(204.1 IP) 1992
3.	6.64 - Hayley Punter	(166.2 IP) 2001
4.	6.33 - Amy Dumas	(215.2 IP) 2003
	6.33 - Tippy Borrego	(303.0 IP) 1981
6.	6.19 - Ashley Perkins	(144.2 IP) 2005
7.	5.72 - Arvita Higgins	(148.0 IP) 1979
8.	5.70 - Nancy Campbell	(121.2 IP) 1978
9.	5.56 - Lauren Soles	(132.1 IP) 2013
	5.56 - Danielle Cassara	(152.1 IP) 1999
	5.56 - Ashley Perkins	(124.2 IP) 2004

WINS

1.	30 - Tippy Borrego	(30-13) 1981
2.	25 - Dena Mullins	(25-16) 1993
3.	22 - Allison Maney	(22-10) 1983
4.	21 - Danielle Cassara	(21-6) 2000
	21 - Stephanie Smith	(21-9) 1991
6.	20 - Dena Mullins	(20-11) 1992
7.	19 - Arlene Hernandez	(19-14) 1985
8.	18 - Amy Dumas	(18-8) 2001
	18 - Danielle Cassara	(18-5) 1999
	18 - Allison Maney	(18-11) 1984

SAVES

1.	6	Krissy Fortner - 2016
2.	5	Krissy Fortner - 2015
3.	4	Iraina Ogas - 2004
	4	Krissy Fortner - 2017
5.	3	Amber Linton - 2022
	3	Kathy Moore - 2000
	3	Kathy Moore - 1999
	3	Dejah Hatfield - 1996
	3	Katie Cramer - 1990
10.	2	Krissy Fortner - 2018
	2	Kaela DeBroeck - 2012
	2	Carrie Sheehan - 2012
	2	Kelly Ninemire - 2008
	2	Amy Dumas - 2004
	2	Iraina Ogas - 2003
	2	Katie Cramer - 1991
	2	Marnie Hill - 1994
	2	Stephanie Smith - 1991
	2	Analise Rubalcava - 2009
	2	Lisa Rodrigues - 2015

APPEARANCES

1.	47	Amy Dumas - 2003
2.	43	Dena Mullins - 1993
3.	40	Kelly Ninemire - 2008
4.	39	Iraina Ogas - 2003
	39	Kaela DeBroeck - 2010
	39	Emma Guindon - 2022
7.	38	Katie Gregg - 2006
	38	Jen Mendenhall - 2006
	38	Krissy Fortner - 2015
	38	Amber Linton - 2022

GAMES STARTED

1.	42	Dena Mullins - 1993
2.	37	Amy Dumas - 2003
3.	35	Kelly Ninemire - 2008
4.	31	Danielle Castro - 2009
5.	29	Jensen Main - 2018
	29	Danielle Cassara - 2000
	29	Stephanie Smith - 1991
7.	28	Hayley Punter - 2001
	28	Tess McPherson - 2017
9.	27	Dena Mullins - 1992
	27	Kelly Ninemire - 2007
	27	Emma Guindon - 2021
	27	Amber Linton - 2022

COMPLETE GAMES

1.	30	Dena Mullins - 1993
2.	25	Stephanie Smith - 1991
3.	24	Dena Mullins - 1992
4.	23	Stephanie Smith - 1994
5.	22	Danielle Cassara - 2000
6.	21	Kathy Moore - 2000
	21	Tracy Johnson - 1987
	21	Arvita Higgins - 1979
9.	20	Danielle Cassara - 1999
	20	Nancy Campbell - 1979

SHUTOUTS

1.	15	Dena Mullins - 1993
	15	Allison Maney - 1983
3.	12	Arlene Hernandez - 1985
4.	11	Danielle Cassara - 1999
5.	10	Dena Mullins - 1992
6.	9	Stephanie Smith - 1991
	9	Allison Maney - 1984
8.	8	Allison Maney - 1985
9.	7	Danielle Cassara - 2000
	7	Arlene Hernandez - 1986

INNINGS PITCHED

1.	303.0	Tippy Borrego - 1981
2.	280.1	Dena Mullins - 1993
3.	262.0	Tippy Borrego - 1980
4.	231.1	Arlene Hernandez - 1985
5.	229.1	Allison Maney - 1983
6.	215.2	Amy Dumas - 2003
7.	205.0	Stephanie Smith - 1991
8.	204.1	Dena Mullins - 1992
9.	201.0	Arlene Hernandez - 1986
10.	188.0	Kathy Moore - 2000



Tippy Borrego

STRIKEOUTS

1.	274	Tippy Borrego - 1981
2.	206	Dena Mullins - 1993
3.	195	Amy Dumas - 2003
4.	194	Dena Mullins - 1992
5.	158	Hayley Punter - 2001
6.	156	Amber Linton - 2022
7.	149	Tippy Borrego - 1980
8.	141	Danielle Cassara - 2000
9.	131	Kelly Ninemire - 2008
10.	128	Ashley Perkins - 2005

BATTERS FACED

1.	848	Jensen Main - 2018
2.	796	Kelly Ninemire - 2008
3.	792	Dejah Hatfield - 1996

4.	779	Amber Linton - 2022
5.	729	Kathy Moore - 2000
6.	718	Emma Guindon - 2021
7.	717	Jen Mendenhall - 2006
8.	703	Janis Robinson - 1997
9.	693	Janis Robinson - 1998
10.	691	Kelly Ninemire - 2007

FIELDING

FIELDING PCT. (min. 50 chances)

1.	1.000 - Reyann Tuck	(69-1-0) 2020
	1.000 - Lindsey Elcess	(85-81-0) 2006
	1.000 - Sabrina Sandberg	(49-6-0) 2004
	1.000 - Molly McKinnon	(46-8-0) 2002
	1.000 - Lainie Horne	(52-6-0) 1999
	1.000 - Merlinda Marquez	(66-1-0) 1999
	1.000 - Karen Matteson	(56-9-0) 1993
	1.000 - Julie Garcia	(74-7-0) 1991
	1.000 - Sue Inman	(64-4-0) 1986
9.	.996 - Tiffanie Chambers	(208-35-1) 2001
	.996 - Lindsey Elcess	(257-10-1) 2007

PUTOUTS

1.	580	Jennifer Haley - 1997
2.	511	Elena Cranmer - 2001
3.	462	Ashley Shartzter - 2004
4.	448	Ashley Shartzter - 2005
5.	380	Jordan Sjostrand - 2013
6.	372	Karissa Haleman - 2015
7.	365	Tracy Vun Kannon - 1990
8.	352	Jordan Sjostrand - 2012
9.	351	Danielle Castro - 2011
10.	346	Lindsey Elcess - 2008

ASSISTS

1.	206	Tammy Goff - 1979
2.	185	Tammy Goff - 1978
3.	182	Pat Schnedar - 1978
4.	153	Cassie Chavez - 2005
5.	151	Cassie Chavez - 2004
6.	149	Marianna Fenelli - 2001
7.	146	Brooke Chaffee - 2001
8.	144	Marianna Fenelli - 1998
9.	143	Ora Hensley - 2003-04
	143	Marianna Fenelli - 1999

MOST DOUBLE-PLAYS TURNED

1.	18	Ashley Shartzter - 2005
2.	17	Karissa Haleman - 2015
3.	16	Tracy Vun Kannon - 1990
	16	Samantha Hughes - 2006
5.	15	Ashley Shartzter - 2004
	15	Kristina Schmallen - 2006
	15	Kristina Schmallen - 2005
	15	Katie Gilmore - 2009
9.	14	Reyann Tuck - 2021
	14	Jordan Sjostrand - 2013
	14	Ashley Shartzter - 2003

MOST CAUGHT-STEALING BY

1.	21	Jessica Garcia - 2012
2.	20	Liz Young - 2006
	20	Jessica Garcia - 2011
4.	19	Amy Minick - 1987
5.	18	Kim Korsak - 2003
6.	16	Angel Logreco - 1988
	16	Diane Settle - 1984
	16	Naomi Tellez - 2014
9.	15	Jessica Garcia - 2010
10.	14	Amy Minick - 1986

OFFENSIVE LEADERS BY YEAR

BATTING AVERAGE (min 25 AB)


2022	Andrea Howard	.403
2021	Andrea Howard	.336
2020	Cameryn O'Grady	.355
2019	Cameryn O'Grady	.348
2018	Chelsea Johnson	.342
2017	Jasmine Casados	.378
2016	Chelsea Johnson	.391
2015	Jasmine Casados	.386
2014	Willow Kalinen	.414
2013	Chelsea Anaya	.367
2012	Jessica Garica	.448
2011	Jessica Garcia	.418
2010	Danielle Castro	.410
2009	Samantha Hughes	.387
2008	Lindsey Elcess	.336
2007	Analise Rubalcava	.393
2006	Kristina Schmallen	.395
2005	Kristina Schmallen	.338
2004	Stephanie Kennedy	.321
2003	Ashley VanBoxmeer	.343
2002	Kelly Glass	.356
2001	Kelly Glass	.362
2000	Danielle Cassara	.365
1999	Danielle Cassara	.405
1998	Rachael Wennekamp	.347
1997	Jackie Van Hooydonk	.398
1996	Casey Coffman	.430
1995	Heather Medearis	.307
1994	Heather Medearis	.401
1993	Marnie Hill	.309
1992	Heather Medearis	.318
1991	Gloria Marcott	.345
1990	Kim Braatz	.326
1989	Beth Unterbrink	.346
1988	Liz Bogdanovic	.358

HITS

2022	Andrea Howard	58
2021	Andrea Howard	42
2020	Cameryn O'Grady	27
2019	Cameryn O'Grady	49
2018	Chelsea Johnson	53
2017	Jasmine Casados	59
2016	Mariah Rimmer	67
2015	Mariah Rimmer	65
2014	Naomi Tellez	58
2013	Mariah Rimmer	63
2012	Jessica Garica	81
2011	Jessica Garcia	61
2010	Cristin Anderson	53
2009	Samantha Hughes	58
2008	Lindsey Elcess	47
	Katie Gilmore	47
	Sara Loeffelholz	47
2007	Analise Rubalcava	48
2006	Kristina Schmallen	62
	Cassie Chavez	62
2005	Ryanne Hodgins	55
2004	Stephanie Kennedy	60
2003	Kelly Glass	68
2002	Kelly Glass	53
2001	Kelly Glass	64
2000	Danielle Cassara	65
1999	Danielle Cassara	68
1998	Rachael Wennekamp	61
1997	Jackie Van Hooydonk	70
1996	Casey Coffman	68
1995	Casey Coffman	50
1994	Heather Medearis	61
1993	Dena Mullins	42
1992	Dena Mullins	45
1991	Gloria Marcott	48
1990	Kim Braatz	51
1989	Liz Bogdanovic	55
1988	Liz Bogdanovic	43

DOUBLES

2022	Leslie Romero	10
2021	Cameryn O'Grady	11
2020	Cameryn O'Grady	15
2019	Cameryn O'Grady	16
2018	Cameryn O'Grady	12
2017	Jasmine Casados	14
2016	Mariah Rimmer	14
2015	Mariah Rimmer	13
2014	Naomi Tellez	11
2013	Mariah Rimmer	6
2012	Stefanie Carramusa	16
2011	Jessica Garci	15
2010	Jessica Lujan-Dresslar	9
2009	Samantha Hughes	17
2008	Katie Gilmore	13
2007	Lindsey Elcess	9
2006	Lindsey Elcess	16
2005	Cassie Chavez	12
2004	Ashley Shartzter	12
2003	Ashley VanBoxmeer	16
2002	Brooke Chaffee	11
2001	Marianna Fenelli	14
2000	Danielle Cassara	15
1999	Danielle Cassara	13
	Lainie Horne	13
1998	Suzanne Dow	13
1997	Jackie Van Hooydonk	17
1996	Casey Coffman	21
1995	Heather Medearis	10
1994	Stephanie Smith	11
1993	Dena Mullins	11
1992	Dena Mullins	8
1991	Kim Braatz	12
	Wendy Beeghly	12
1990	Raylene Mayer	10
1989	Karla Ismay	10
1988	Liz Bogdanovic	7



Cameryn O'Grady

TRIPLES

2022	Andrea Howard	3
2021	Cameryn O'Grady	2
	Andrea Howard	2
2020	Rachael Hathoot	2
2019	Bailey Klitzke	3
2018	Cameryn O'Grady	4
2017	Jade Gray	2
	Michala Erickson	2
2016	Mariah Rimmer	3
2016	Shelbie Franc	3

2015	Shelbie Franc	4
2014	Mariah Rimmer	5
2013	Kaity Ingram	3
2012	Kerry Hodgins	3
	Chelsea Anaya	3
2011	Kaity Ingram	3
2010	Cristin Anderson	3
2009	Shaunte Duarte	1
	Shenise Cox	1
	Katie Gilmore	1
	Jessica Garcia	1
2008	Kim Holyfield	2
2007	Ashley Allen	2
	Samantha Hughes	2
	Amy Ray	2
2006	Ryanne Hodgins	3
2005	Ryanne Hodgins	3
2004	Stephanie Kennedy	2
	Robyn Hutson	2
2003	Sabrina Sandberg	3
2002	Brooke Chaffee	1
	Cayley Warner	1
	Krystal Mejia	1
2001	Michelle Carter	3
2000	None	0
1999	Melissa Krolik	3
1998	Lainie Horne	7
1997	Jackie Van Hooydonk	8
1996	Suzanne Dow	3
1995	Heather Medearis	1
	Casey Coffman	1
	Michelle Cash	1
	Suzanne Dow	1
1994	Heather Medearis	2
1993	Casey Coffman	1
	Sandi Hinojos	1
	Dena Mullins	1
	Risa Ott	1
1992	Terri Bailey	4
1991	Gloria Marcott	2
1990	Kim Braatz	3
	Tracy Vun Kannon	3
1989	Liz Bogdanovic	5
1988	Kristen Nethery	1
	Angel LoGrec	1
	Amy Minick	1

RUNS SCORED

2022	Andrea Howard	40
2021	Cameryn O'Grady	34
2020	Cameryn O'Grady	22
2019	Cameryn O'Grady	32
2018	Cameryn O'Grady	31
2017	Shelbie Franc	30
2016	Mariah Rimmer	43
2015	Brandi Heimburg	38
2014	Mariah Rimmer	30
2013	Mariah Rimmer	34
2012	Stefanie Carramusa	60
2011	Jessica Garcia	33
2010	Cristin Anderson	41
2009	Samantha Hughes	38
	Cristin Anderson	38
2008	Sara Loeffelholz	32
2007	Samantha Hughes	37
2006	Cassie Chavez	41
2005	Cassie Chavez	25
2004	Cassie Chavez	24
	Sabrina Sandberg	24
2003	Ashley VanBoxmeer	35
2002	Cassie Chavez	29
2001	Krissy Keene	31
2000	Marianna Fenelli	39
1999	Marianna Fenelli	45
1998	Marianna Fenelli	35
1997	Jackie Van Hooydonk	47
1996	Jackie Van Hooydonk	30
1995	Heather Medearis	24

1994	Heather Medearis	35
1993	Karen Matteson	20
1992	Terri Bailey	24
1991	Terri Bailey	27
1990	Wendy Beeghly	24
1989	Karla Ismay	34
1988	Liz Bogdanovic	23

1998	Lainie Horne	35
1997	Jackie Van Hooydonk	33
	Marnie Hill	33
1996	Casey Coffman	31
1995	Heather Medearis	20
1994	Heather Medearis	36
1993	Heather Medearis	25
1992	Heather Medearis	20
1991	Gloria Marcott	21
1990	Kim Braatz	27
1989	Karla Ismay	30
1988	Liz Bogdanovic	24

HOME RUNS

2022	Andrea Howard	18
2021	Andrea Howard	12
2020	Andrea Howard	7
2019	Lauren Wilmert	7
2018	Chelsea Johnson	10
2017	Chelsea Johnson	7
2016	Chelsea Johnson	11
2015	Lisa Rodrigues	8
	Michala Erickson	8
2014	Jasmine Casados	7
	Naomi Tellez	7
2013	Cassandra Kalapsa	7
2012	Jessica Garcia	24
2011	Jessica Garcia	13
2010	Cristin Anderson	7
2009	Samantha Hughes	8
2008	Lindsey Elcess	10
2007	Amy Ray	8
2006	Kristina Schmallen	12
2005	Lindsey Elcess	5
2004	Cassie Chavez	8
2003	Ashley VanBoxmeer	10
2002	Michelle Carter	7
	Cassie Chavez	7
2001	Kathy Moore	10
2000	Kathy Moore	12
1999	Danielle Cassara	13
1998	Kathy Moore	6
1997	Jackie Van Hooydonk	5
1996	Jackie Van Hooydonk	3
1995	Jackie Van Hooydonk	5
1994	Heather Medearis	9
1993	Heather Medearis	4
1992	Heather Medearis	2
	Dena Mullins	2
	Gloria Marcott	2
1991	Kim Braatz	4
1990	Jody Lunz	4
1989	Karla Ismay	4
1988	Liz Bogdanovic	3
	Beth Unterbrink	3

STOLEN BASES

2022	Peyton Robinson	8
2021	Rachael Hathoot	9
2020	Briana Martinez	5
2019	Bailey Klitzke	2
	Monica Salas	2
	D'Andra DeFlora	2
2018	Sydney Townes	6
2017	D'Andra DeFlora	6
2016	Mariah Rimmer	12
2015	Mariah Rimmer	13
2014	Mariah Rimmer	13
2013	Mariah Rimmer	26
2012	Jessica Lujan-Dresslar	10
2011	Kaitly Ingram	6
2010	Stefanie Carramusa	12
2009	Samantha Hughes	14
2008	Samantha Hughes	24
2007	Samantha Hughes	27
2006	Ryanne Hodgins	6
2005	Ryanne Hodgins	6
2004	Jennifer Sena	6
2003	Kelly Glass	15
2002	Kelly Glass	21
2001	Kelly Glass	26
2000	Kelly Glass	26
1999	Cayley Warner	39
1998	Rachael Wennekamp	8
	Marianna Fenelli	8
1997	Jackie Van Hooydonk	40
1996	Jackie Van Hooydonk	23
1995	Jackie Van Hooydonk	8
	Suzanne Dow	8
1994	Lynda Valdez	14
1993	Karen Matteson	8
	Heather Medearis	8
1992	Julie Garcia	29
1991	Tracy Vun Kannon	25
1990	Tracy Vun Kannon	28
1989	Liz Bogdanovic	15
	Julie Garcia	15
1988	Liz Bogdanovic	7

RUNS BATTED IN

2022	Andrea Howard	57
2021	Andrea Howard	33
2020	Andrea Howard	24
2019	Lauren Wilmert	35
2018	Chelsea Johnson	40
2017	Jasmine Casados	39
2016	Jasmine Casados	42
2015	Jasmine Casados	40
2014	Naomi Tellez	43
2013	Naomi Tellez	26
2012	Jessica Garcia	69
2011	Stefanie Carramusa	38
2010	Cristin Anderson	20
	Erin Brandow	20
	Stefanie Carramusa	20
2009	Katie Gilmore	36
2008	Gabriella Parra	38
2007	Analise Rubalcava	34
2006	Kristina Schmallen	52
2005	Ashley Shartzter	21
2004	Cassie Chavez	25
2003	Ashley VanBoxmeer	33
2002	Michelle Carter	29
2001	Krissy Keene	31
2000	Danielle Cassara	51
1999	Danielle Cassara	54



Andrea Howard



YEAR-BY-YEAR RESULTS

1978

Record: 20-19 | Conference: 5-4

March 1	Arizona State	L	2-0
March 15	Arizona State	L	2-1
March 17	Northern Arizona	W	2-1
March 17	Northern Arizona	W	6-4
March 17	Pima	W	8-7
March 18	Arizona	L	10-3
March 18	Arizona	L	6-3
March 22	Northern Colorado	L	11-0
March 22	Northern Colorado	L	6-4
March 23	New Mexico State	L	6-3
March 23	Arizona	L	8-4
March 24	Michigan State	L	3-2
March 24	Michigan State	W	4-3
March 31	Utah State	W	8-7
March 31	Weber State	L	9-7
April 1	Utah	W	7-2
April 7	Central Arizona	W	11-4
April 9	Arizona State	L	2-0
April 9	Northern Arizona	W	11-0
April 10	Arizona	W	1-0
April 10	Glendale	W	1-0
April 10	New Mexico State	L	3-2
April 14	Arizona State	L	5-0
April 15	New Mexico State	L	8-0
April 15	Arizona	W	6-4
April 18	New Mexico State	W	5-0
April 19	New Mexico State	W	6-5
April 20	Northern Colorado	L	8-0
April 29	Colorado State	W	10-4
April 29	Wyoming	W	5-4
May 7	Arizona State	L	6-1
May 11	Southern Utah	W	19-5
May 12	Idaho State	W	5-2

Coach: Susan Craig

1979

Record: 22-26 | Conference: 5-9

Feb. 26	Northwest Missouri	W	8-2
Feb. 26	Northwest Missouri	W	7-0
March 1	Northwest Missouri	W	11-0
March 1	Northwest Missouri	W	1-0
March 2	Northwest Missouri	W	9-0
March 2	Northwest Missouri	W	6-4
March 11	Kansas	L	7-2
March 11	Kansas	W	5-0
March 12	Oklahoma	W	6-0
March 12	Oklahoma	L	1-0
March 14	Arizona	L	4-2
March 16	Oklahoma State	W	5-3
March 21	Northern Colorado	W	2-1
March 21	Northern Colorado	W	7-6
March 23	Arizona	L	8-0
March 24	Northern Colorado	L	10-0
March 24	Pima	W	4-0
March 24	Mesa	L	3-2
March 29	Glendale	W	11-3
March 29	Phoenix	L	2-1
March 29	Nebraska	W	6-1
March 29	New Mexico State	L	2-1
April 5	Weber State	L	2-1
April 5	Weber State	L	4-0
April 6	Utah	L	3-2
April 6	Utah	W	1-0
April 7	Utah State	W	2-0
April 7	Utah State	W	3-2
April 20	Arizona	L	9-3
April 20	Arizona	L	8-1
April 20	Arizona State	L	3-0
April 20	Arizona State	L	3-0
April 21	Oregon State	L	1-0
April 21	Oregon State	W	7-4
April 21	Texas Women's Univ.	L	5-2
April 21	Texas Women's Univ.	L	2-0
April 26	Colorado State	W	4-2

April 26	Colorado State	W	15-1
April 27	Northern Colorado	L	1-0
April 27	Northern Colorado	L	2-0
April 28	Wyoming	L	2-0
April 28	Wyoming	L	3-2
May 5	New Mexico State	L	6-3
May 5	New Mexico State	L	2-0

Coach: Susan Craig

1980

Record: 30-20 | Conference: 5-7

Nationals: 0-2

March 1	Arizona State	L	2-0
March 1	Arizona State	L	2-0
March 9	Kansas	W	6-2
March 9	Kansas	L	7-5
March 10	Oklahoma	W	1-0
March 10	Oklahoma	W	7-2
March 13	Arizona	W	4-3
March 13	Oklahoma State	W	6-0
March 14	Creighton	W	3-2
March 14	Wyoming	W	9-1
March 15	Kansas	L	13-7
March 15	New Mexico State	L	5-4 (9)
March 20	UT Arlington	L	5-2
March 21	Eastern Oklahoma	W	3-2 (8)
March 21	Missouri	L	3-2
March 28	Stephen F. Austin	W	3-2
March 28	Minnesota	W	4-3 (8)
March 29	Southwest Missouri St.	L	2-0
March 29	Texas Women's Univ.	L	1-0
April 4	Utah State	L	3-0
April 4	Utah State	W	5-4
April 5	Idaho State	W	6-3
April 5	Idaho State	W	10-0
April 11	Utah	L	9-4
April 11	Utah	L	6-0
April 12	Weber State	L	1-0 (8)
April 12	Weber State	L	1-0 (11)
April 18	Texas Women's Univ.	L	1-0
April 19	Minnesota	W	2-0
April 20	Cal Poly	L	1-0 (8)
April 20	Southern Illinois	L	4-2
April 25	Wyoming	L	6-3
April 25	Wyoming	W	3-2
April 26	Northern Colorado	L	2-0
April 26	Northern Colorado	W	4-0
May 8	Weber State	L	1-0
May 9	Northern Colorado	W	5-2
May 9	Wyoming	W	7-1
May 10	Utah	W	2-0
May 10	Utah State	W	3-2 (9)
May 10	Utah State	W	2-1 (8)
*May 22	Cal Poly	L	3-1
*May 23	Western Michigan	L	1-0

Coach: Susan Craig

1981

Record: 34-19 | Conference: 9-5

Regionals: 4-0 | Nationals: 1-2

March 4	Iowa State	W	3-1
March 4	Iowa State	L	1-0
March 5	Iowa State	W	4-0
March 5	Iowa State	L	2-0
March 7	New Mexico State	W	3-2
March 7	New Mexico State	L	3-0
March 9	Creighton	W	2-0
March 9	Creighton	L	7-0
March 12	Arizona State	L	3-0
March 13	Texas Women's Univ.	L	4-3
March 13	Oklahoma State	L	4-3
March 14	Fresno State	W	2-1
March 14	Cal Poly	L	2-1
March 19	Wichita State	W	6-2
March 19	Oklahoma State	W	1-0
March 19	Iowa	L	1-0

March 20	Texas Wesleyan	W	7-1
March 20	Missouri	L	10-3
March 20	Southwest Missouri St.	L	2-1
March 21	Oklahoma	L	8-0
March 21	Sam Houston	W	7-3
March 21	Nebraska	W	3-2
March 26	Texas Women's Univ.	W	1-0
March 26	California	W	1-0
April 3	Utah	L	10-2
April 3	Utah	W	1-0
April 4	Weber State	W	2-0
April 4	Weber State	L	5-2
April 11	New Mexico State	W	2-1
April 11	New Mexico State	L	7-0
April 17	Northern Colorado	W	4-2
April 17	Northern Colorado	W	6-5
April 18	Utah State	W	2-1
April 24	Utah State	L	3-0
April 24	Utah State	L	1-0
April 25	Idaho State	W	2-0
April 25	Idaho State	W	1-0
May 1	Wyoming	W	1-0
May 1	Wyoming	W	2-0
May 2	Northern Colorado	W	6-0
May 2	Northern Colorado	W	6-0
May 7	Idaho State	W	4-2
May 7	Utah	W	5-4
May 8	New Mexico State	W	1-0
May 9	New Mexico State	W	4-1
*May 20	Oklahoma	L	1-0
*May 22	Illinois State	W	1-0
*May 23	Oklahoma State	L	5-2

*AllAW National Championships
Coach: Susan Craig

1982

Record: 4-22 | Conference: 0-14

Feb. 27	New Mexico State	L	9-3
Feb. 27	New Mexico State	L	4-3
Feb. 28	New Mexico State	L	4-0
Feb. 28	New Mexico State	W	3-2
March 4	Cal Poly	L	7-2
March 5	Pacific	L	2-1
March 5	New Mexico State	W	7-5
March 6	Arizona State	L	6-0
March 6	Texas Tech	W	8-1
March 18	Ohio State	W	3-2 (9)
March 18	Iowa State	L	2-1
March 19	Southwest Missouri St.	L	4-3
March 25	UT Arlington	L	2-1
March 25	Texas A&M	L	1-0
March 26	UT Arlington	L	3-1
March 26	Indiana	L	8-0
April 2	Wyoming	L	2-0
April 2	Wyoming	L	9-3
April 3	Northern Colorado	L	3-2
April 3	Northern Colorado	L	12-2 (5)
April 9	Utah State	L	10-2
April 10	Idaho State	L	6-3 (10)
April 10	Idaho State	L	7-0
April 16	Arizona State	L	5-2
April 17	Oklahoma State	L	9-5
April 18	Kansas	L	6-0
April 24	New Mexico State	L	4-0
April 24	New Mexico State	L	7-0
April 30	Utah	L	7-0
April 30	Utah	L	7-0
May 1	Weber State	L	7-0
May 1	Weber State	L	7-0

Coach: Susan Craig

1983

Record: 35-16 | Nationals: 1-2

Feb. 26	Texas Tech	W	1-0
Feb. 26	Texas Tech	W	4-0
Feb. 27	Texas Tech	W	4-2
March 5	NM Highlands	W	8-0 (5)

March 5	NM Highlands	W	6-4	*April 6	Utah	W	3-0	*May 2	Utah	L	4-2
March 6	Wyoming	W	1-0 (16)	*April 6	Utah	W	2-1	&May 9	Utah State	L	5-3
March 8	West Texas State	W	4-1	*\$April 13	Utah State	W	2-1	&May 10	Northern Arizona	W	4-0
March 8	West Texas State	W	1-0	*\$April 13	Utah State	L	1-0	&May 11	Utah	L	1-0
March 9	Baylor	W	4-3	\$April 14	Northern Colorado	W	6-1	!New Mexico State Invitational			
March 10	Pima	W	1-0	\$April 14	Northern Colorado	W	12-1	#Oklahoma Invitational			
March 10	Mesa	W	9-0 (5)	\$April 15	UCLA	L	3-0	^Texas A&M Invitational			
March 10	Oklahoma City	W	5-1	\$April 15	UCLA	L	3-1	\$Pacific Tournament			
March 11	Minnesota	W	2-1	*April 21	New Mexico State	W	10-1	*High Country Athletic Conference game			
March 12	Nebraska	W	4-1	*April 21	New Mexico State	W	5-0	&HCAC Championship			
March 12	Eastern Arizona	W	10-0 (5)	*April 27	Colorado State	W	3-0	Coach: Susan Craig			
March 12	New Mexico State	L	4-0	*April 27	Colorado State	W	5-3				
March 15	Kansas	L	3-0	*April 28	Northern Colorado	W	1-0				
March 15	Kansas	W	5-0	*April 28	Northern Colorado	W	6-3				
March 17	Nebraska	W	2-0	&May 11	Northern Colorado	W	3-1 (8)	Record: 24-14 Conference: 5-5			
March 18	Kansas State	L	4-3	&May 11	Utah State	L	6-2	Feb. 22	New Mexico State	W	2-1
March 18	Louisiana Tech	L	1-0	&May 12	Utah	L	4-1	Feb. 22	New Mexico State	W	7-1
March 24	Northwestern	L	6-0	!New Mexico State Invitational				Feb. 23	New Mexico State	W	1-0
March 25	Cal Poly	L	4-0	%Oklahoma Invitational				Feb. 23	New Mexico State	W	4-2
March 25	USIU	L	1-0	^Cal State Fullerton Invitational				March 1	Western New Mexico	W	24-0
March 26	UC Santa Barbara	W	3-0	\$Diamond Invitational				March 2	Western New Mexico	W	25-1
April 8	Weber State	W	6-2	*High Country Athletic Conference game				!March 6	Northeast Louisiana	W	2-1
April 8	Baylor	W	2-1	&HCAC Championship				!March 6	Western Michigan	W	2-1
April 8	Texas A&M	L	3-0	Coach: Susan Craig				!March 6	Metro State	W	12-0 (5)
April 9	Texas Tech	W	3-0					!March 7	Arizona State	L	2-1
April 9	Utah State	L	2-0					!March 7	Kansas	L	4-0
April 9	Utah	W	4-1					!March 8	Minnesota	W	1-0 (10)
April 10	Sam Houston St.	W	1-0 (11)	Record: 30-22 Conference: 7-3				!March 8	BYU	W	6-0
April 15	Oklahoma State	L	6-2	Feb. 23	Texas Tech	L	2-1	*March 12	Creighton	L	2-1 (10)
April 16	Texas A&M	L	4-0	Feb. 23	Texas Tech	W	8-2	*March 12	Creighton	W	2-0
April 16	Texas A&M	W	2-0	Feb. 24	Texas Tech	W	5-0	#March 13	Oklahoma City	W	3-2
April 17	Cal State Fullerton	L	5-1	Feb. 24	Texas Tech	L	2-1	#March 13	Southern Illinois	W	5-3
April 17	Cal State Fullerton	L	4-3	March 2	NM Highlands	W	10-0 (6)	#March 14	Iowa	L	1-0
April 23	Northern Arizona	W	3-0	March 2	NM Highlands	W	4-0	#March 16	UT Arlington	W	1-0 (8)
April 23	Northern Arizona	W	3-0	March 3	NM Highlands	W	11-0 (5)	#March 16	Indiana	W	4-1
April 30	West Texas	W	3-0	March 3	NM Highlands	W	14-0 (5)	#March 16	Kansas	L	8-2
April 30	West Texas	W	5-4	!March 7	Oklahoma City	W	7-0	March 22	Colorado State	W	4-1
May 1	New Mexico State	W	1-0	!March 7	Kansas	L	3-2	March 27	Colorado State	W	2-0
May 1	New Mexico State	W	1-0	!March 7	BYU	W	5-0	April 5	Arizona State	L	2-0
May 6	New Mexico State	W	4-0	!March 8	Northern Arizona	W	1-0	April 5	Arizona State	W	3-2
May 6	Northern Colorado	L	3-2	!March 8	Central Arizona	L	2-0	*April 11	Utah State	W	1-0
May 7	Utah	W	6-2	!March 9	Oklahoma City	W	3-0	*April 11	Utah State	L	4-2
May 7	Northern Colorado	W	4-0	!March 9	Pima	W	8-0 (5)	*April 12	Utah	L	7-5 (10)
May 7	Northern Colorado	W	3-1	!March 9	New Mexico State	W	5-4	*April 12	Utah	L	1-0
*May 13	Cal State Fullerton	L	6-0	#March 14	Indiana	W	1-0 (8)	^April 17	Southern Cal	W	8-0 (5)
*May 14	Cal State Fullerton	W	4-0	#March 14	Oklahoma State	L	5-2	^April 17	Oregon State	L	2-1
*May 15	Cal State Fullerton	L	6-0	#March 15	Baylor	W	2-0	^April 17	San Francisco	L	7-3
*NCAA Women's College World Series				#March 15	Texas Tech	W	7-1	*April 25	Colorado State	W	1-0
Coach: Susan Craig				#March 16	Central Michigan	W	1-0 (8)	*April 25	Colorado State	W	4-2
				#March 16	Oklahoma	W	3-0	*May 3	New Mexico State	L	2-1
				#March 16	Missouri	W	1-0	*May 3	New Mexico State	W	8-2
				March 28	Baylor	W	3-1	&May 9	Creighton	W	1-0
				March 28	Utah State	L	1-0 (10)	&May 10	New Mexico State	L	3-2
				March 28	South Florida	L	2-1	&May 10	Creighton	L	3-0
				^March 29	Texas A&M	L	5-0	!New Mexico State Tournament			
				^March 29	Louisiana Tech	L	2-0	#Oklahoma Tournament			
				^March 31	Florida State	L	3-2 (10)	^Texas A&M Invitational			
				^March 31	Northeast Louisiana	W	15-0	\$Pacific Tournament			
				^March 31	Southwest Missouri St.	L	3-1	*High Country Athletic Conference game			
				^March 31	Stanford	W	3-0	&HCAC Championship			
				*April 5	Northern Arizona	W	3-1	Coach: Susan Craig			
				*April 5	Northern Arizona	W	7-1				
				*April 6	Colorado State	W	3-0				
				*April 6	Colorado State	L	1-0				
				April 13	Texas A&M	W	3-2 (8)	Record: 11-30 Conference: 2-8			
				April 13	Texas A&M	L	5-2	Feb. 26	Adams State	W	4-3
				April 14	Texas A&M	L	5-4 (8)	Feb. 26	Adams State	W	7-0
				April 14	Texas A&M	L	5-0	Feb. 28	New Mexico State	L	9-8
				\$April 18	San Diego State	L	2-1	Feb. 28	New Mexico State	L	5-3
				\$April 18	San Francisco	L	3-0	March 5	BYU	W	5-0
				\$April 19	Arizona State	L	2-1	March 5	Toledo	L	3-0
				\$April 19	Texas Tech	W	4-2	March 6	Oklahoma City	L	8-0 (6)
				\$April 20	Oregon State	L	3-2	March 6	Michigan	L	10-3
				\$April 20	Pacific	W	1-0	March 7	Minnesota	L	3-0
				*April 27	New Mexico State	W	12-1 (6)	March 7	Western Michigan	L	2-1
				*April 27	New Mexico State	W	10-0 (5)	March 12	Northern Iowa	W	4-0
				*May 1	Utah State	W	3-0	March 12	Iowa	W	4-3
				*May 1	Utah State	W	3-1	March 13	Oklahoma	L	5-2
				*May 2	Utah	L	2-0	March 13	Wichita State	L	4-1

March 14	Missouri	L	7-2
March 14	Texas A&M	L	5-0
March 27	UCLA	L	3-0
March 27	Santa Clara	L	3-1
March 27	Oklahoma State	L	8-0
March 28	San José State	L	4-0
March 28	Central Michigan	W	2-0 (10)
April 1	NM Highlands	W	7-0
April 1	NM Highlands	W	8-1
April 3	Creighton	L	5-2
April 3	Creighton	L	7-4
April 6	Colorado State	W	2-1
April 6	Colorado State	W	4-0
April 11	Oklahoma	L	7-5
April 11	Oklahoma	L	10-1
April 12	Oklahoma	L	2-0
April 17	Utah	L	7-0
April 17	Utah	L	2-1 (8)
April 18	Utah State	L	14-1
April 18	Utah State	L	7-1
April 24	South Florida	W	7-2
April 25	Texas A&M	L	3-0
April 25	Texas A&M	L	9-4
April 26	Arizona State	L	4-2
April 26	Arizona	L	6-0
May 2	New Mexico State	L	2-1
May 2	New Mexico State	L	4-1

Coach: Susan Craig

1988

Record: 21-22 | Conference: 6-4

Feb. 20	Adams State	W	8-1
Feb. 20	Adams State	W	7-0
Feb. 26	New Mexico State	W	3-2
Feb. 27	UNLV	L	3-1
Feb. 27	UT Arlington	L	4-3
Feb. 28	UT Arlington	W	6-0
March 3	Arizona State	L	2-0 (8)
March 3	Nebraska	W	3-1
March 3	Baylor	W	9-2
March 4	Nicholls State	W	9-3
March 4	Oregon	W	4-2
March 5	Utah State	L	6-0
March 10	NE Louisiana	L	5-0
March 10	Indiana State	L	1-0
March 10	Iowa	L	5-2
March 11	Oklahoma State	L	3-1 (8)
March 11	Baylor	W	8-3
March 11	Southwest Texas	W	2-1
March 11	Northern Iowa	L	2-1
March 16	Adams State	W	8-1 (5)
March 16	Adams State	W	7-0 (5)
March 23	NM Highlands	W	5-1
March 23	NM Highlands	W	12-0 (5)
March 25	Nebraska	L	2-0
March 25	Santa Clara	L	2-0
March 25	Illinois State	L	5-4
March 26	UCLA	L	4-0
March 26	Michigan	L	2-1
April 5	Western New Mexico	W	9-0 (6)
April 5	Western New Mexico	W	8-0 (5)
April 7	Colorado State	W	9-3
April 7	Colorado State	L	3-2
April 15	Utah State	W	2-1
April 15	Utah State	W	8-2
April 23	New Mexico State	W	7-1
April 23	New Mexico State	L	3-0
April 29	South Florida	W	7-1
April 29	New Mexico State	L	2-0
April 30	Oklahoma State	L	4-0
April 30	Arizona State	L	8-1
May 1	South Florida	L	7-3
May 12	New Mexico State	L	3-0
May 13	Utah	L	5-2

Coach: Susan Craig

1989

Record: 29-17 | Conference: 6-4

Feb. 18	Southwest College	W	11-0
Feb. 18	Southwest College	W	12-0
Feb. 19	Southwest College	W	12-0
Feb. 19	Southwest College	W	22-0 (5)
Feb. 22	NM Highlands	W	6-1
Feb. 22	NM Highlands	W	2-1
Feb. 25	UT Arlington	W	3-2 (11)
Feb. 26	UT Arlington	W	3-0
Feb. 26	New Mexico State	W	2-1
Feb. 27	Michigan	L	5-4 (10)
Feb. 29	Michigan	W	6-1
March 2	Oklahoma State	L	18-1 (5)
March 2	Michigan	L	4-3 (9)
March 2	Arizona	L	1-0
March 3	Nebraska	W	10-0 (5)
March 3	Nicholls State	W	13-0 (5)
March 3	Wichita State	L	4-3
March 10	Temple	W	4-2
March 10	Missouri	L	5-3 (9)
March 11	Florida State	L	3-2
March 11	Western Illinois	L	10-2
March 14	Eastern Michigan	W	4-1
March 14	Eastern Michigan	W	2-1 (8)
March 15	North Carolina	W	3-0
March 15	North Carolina	W	8-1
March 17	Massachusetts	W	5-0
March 17	California	L	3-1
March 17	Indiana	W	4-2
March 18	Kansas	L	6-1
March 18	Adelphi	L	10-5 (9)
March 30	NM Highlands	W	6-0
March 30	NM Highlands	W	10-0 (6)
*April 4	Western New Mexico	W	1-0
*April 4	Western New Mexico	W	8-3
*April 7	Creighton	L	4-3
*April 7	Creighton	W	4-3 (8)
*April 8	Colorado State	W	5-1
*April 8	Colorado State	L	1-0
*April 15	New Mexico State	L	3-1 (8)
*April 15	New Mexico State	W	11-0 (5)
April 17	Utah	L	4-1
April 21	Utah	W	3-2
April 22	Utah State	W	7-1
April 22	Utah State	W	3-1
May 11	New Mexico State	W	3-0
May 11	Creighton	L	4-1
May 12	Utah	L	6-5

Coach: Susan Craig

1990

Record: 31-19 | Conference: 5-5

Feb. 17	NM Highlands	W	9-0
Feb. 17	NM Highlands	W	11-0
Feb. 18	NM Highlands	W	10-0
Feb. 18	NM Highlands	W	7-0
Feb. 23	Iowa	W	3-2
Feb. 23	Iowa	W	5-1
Feb. 24	UNLV	W	1-0
Feb. 24	UNLV	L	4-3
Feb. 25	UT Arlington	W	10-1
Feb. 25	UT Arlington	W	6-1
March 1	Arizona	L	4-3
March 1	Minnesota	W	3-0
March 2	Colorado State	L	6-1
March 2	Fresno State	L	3-1
March 3	Wichita State	W	2-0
March 7	New Mexico State	L	1-0
March 7	New Mexico State	W	8-0
March 7	New Mexico State	W	3-1
March 12	Eastern New Mexico	W	7-2
March 12	Eastern New Mexico	W	6-3
March 14	Connecticut	L	6-0
March 14	Connecticut	L	4-0
March 15	Adelphi	W	7-4
March 16	South Florida	L	6-2

March 16	Bradley	W	6-0
March 18	North Carolina	W	1-0 (8)
March 18	Iowa State	L	1-0 (10)
March 23	Sacramento State	W	5-3
March 23	Arizona State	L	4-1
March 23	Central Michigan	W	2-1
March 24	Virginia	L	8-5
March 24	Santa Clara	W	5-4
*April 6	Utah State	L	7-2
*April 6	Utah State	W	5-4
*April 7	Utah	W	2-1
*April 7	Utah	W	3-0 (11)
*April 12	Creighton	L	2-0
*April 12	Creighton	W	1-0
*April 14	Colorado State	L	1-0
*April 14	Colorado State	L	9-1
April 21	New Mexico State	W	5-2
April 21	New Mexico State	L	2-0
April 27	Arizona	L	5-0
April 27	Arizona	W	2-1
April 28	Louisiana Tech	W	5-2
April 28	Louisiana Tech	W	3-1
May 10	Utah	W	7-0
May 11	Creighton	W	8-1
May 12	Creighton	L	2-0
May 12	Creighton	L	4-3 (9)

Coach: Susan Craig

1991

Record: 35-19 | Conference: 7-3

Feb. 16	NM Highlands	W	6-2
Feb. 16	NM Highlands	W	6-0
Feb. 17	NM Highlands	W	10-0 (6)
Feb. 17	NM Highlands	W	10-0 (5)
Feb. 19	Western New Mexico	W	2-0
Feb. 19	Western New Mexico	W	5-0
!Feb. 23	Stephen F. Austin	L	2-1
!Feb. 23	Stephen F. Austin	W	2-1
!Feb. 24	New Mexico State	W	5-1
!Feb. 24	New Mexico State	W	5-2 (5)
Feb. 25	Michigan	W	2-1
Feb. 25	Michigan	L	2-0
#Feb. 28	Fresno State	L	15-4
#March 1	McNeese	W	2-0
#March 1	Eastern Michigan	W	7-5
#March 2	Toledo	W	4-2
#March 2	Arizona State	W	2-0
March 4	Eastern Michigan	L	2-0
March 4	Eastern Michigan	W	4-3
March 7	UCLA	L	7-0
March 7	UCLA	L	5-1
March 8	Cal State Fullerton	L	5-1
March 8	Cal State Fullerton	W	2-0
March 9	Cal Poly Pomona	L	2-1 (17)
March 12	Hawai'i	W	2-1
March 13	Hawai'i	L	4-1
March 13	Hawai'i	L	1-0
@March 21	Michigan	L	3-0
@March 22	San José State	W	5-3
@March 22	Santa Clara	W	10-0 (5)
@March 23	Missouri	L	5-1
@March 23	San José State	W	7-2
*April 5	Southern Utah	W	9-6
*April 5	Southern Utah	W	6-3
*April 6	Utah	L	4-2
*April 6	Utah	W	4-2
*April 11	Creighton	W	8-2
*April 11	Creighton	W	2-1
*April 13	Colorado State	W	1-0
*April 13	Colorado State	W	7-3
April 16	New Mexico State	L	2-1
April 16	New Mexico State	W	2-1
*April 20	San Diego State	L	1-0
*April 20	San Diego State	L	5-4 (10)
\$April 26	Texas A&M	W	4-0
\$April 26	Texas A&M	L	1-0
\$April 27	Iowa State	W	2-0
\$April 27	South Carolina	W	5-1

\$April 28	Nicholls State	W	13-0 (5)	#Feb. 25	UT Arlington	W	3-0	*April 1	Southern Utah	W	2-1
\$April 28	UC Santa Barbara	W	4-0	#Feb. 26	Oklahoma State	L	8-0 (8)	*April 1	Southern Utah	W	7-2
**May 9	Southern Utah	W	6-4	#Feb. 26	Wichita State	W	4-2	*April 3	Utah	L	3-0
**May 9	San Diego State	W	1-0 (8)	#Feb. 27	Southern Utah	W	9-1 (5)	*April 3	Utah	L	6-0
**May 10	Utah	L	2-0	#Feb. 27	UT Arlington	W	8-0 (5)	*April 8	Cal State Northridge	W	2-1
**May 11	Creighton	L	1-0	#Feb. 27	Oklahoma State	L	3-1	*April 8	Cal State Northridge	L	10-0 (5)
!	New Mexico Invitational			\$March 4	Utah	L	1-0	*April 16	Colorado State	L	1-0
#	New Mexico State Invitational			\$March 4	Utah	W	7-0	*April 16	Colorado State	W	15-0 (5)
@	San Jose NIST Tourney			\$March 5	New Mexico State	W	1-0	*April 17	Colorado State	W	9-5
\$	Lobo Diamond Invitational			\$March 6	Stephen F. Austin	W	4-0	*April 17	Colorado State	W	8-2
*	WAC Game			\$March 6	Stephen F. Austin	W	11-2 (5)	April 19	New Mexico State	W	4-0
**	WAC Tournament			\$March 7	New Mexico State	W	5-1	April 19	New Mexico State	W	2-1
Coach:	Susan Craig			*March 13	San Diego State	W	8-0	*April 22	Sacramento State	W	4-1
				*March 13	San Diego State	W	6-0	*April 22	Sacramento State	W	2-0
				*March 14	Cal State Northridge	L	4-0	*April 23	Fresno State	L	5-0
				*March 14	Cal State Northridge	L	2-1	*April 23	Fresno State	L	6-1
				^March 19	Texas A&M	L	6-1	*April 29	San Diego State	W	5-3
				^March 19	Arizona State	L	1-0	*April 29	San Diego State	L	5-4 (8)
				^March 20	Illinois State	W	1-0	*April 30	Cal State Northridge	L	5-1
				^March 20	Hawai'i	L	2-1	*April 30	Cal State Northridge	L	7-1
				^March 21	Arizona State	L	5-2	*May 7	Colorado State	L	5-2
				^March 21	Long Beach State	L	4-0	*May 7	Colorado State	W	7-1
				^March 21	Illinois State	W	2-1	*May 8	Colorado State	W	9-1 (6)
				&March 26	Creighton	W	1-0	*May 8	Colorado State	W	18-6 (5)
				&March 26	Iowa	W	3-1	*May 13	Utah	W	4-3 (10)
				&March 27	Pacific	W	2-1	*May 13	Utah	L	8-1
				&March 28	Sacramento State	L	3-1 (8)	*May 14	Southern Utah	W	7-2
				*April 3	Sacramento State	L	2-0	*May 14	Southern Utah	W	8-5
				*April 3	Sacramento State	L	1-0	%Sunwest Diamond Tourney			
				*April 4	Fresno State	W	5-3 (11)	#New Mexico State Invitational			
				*April 4	Fresno State	W	1-0	*WAC Game			
				April 6	New Mexico State	W	2-0	Coach: Susan Craig			
				April 6	New Mexico State	W	6-0				
				April 6	Southern Utah	W	1-0				
				*April 16	Southern Utah	W	1-0				
				*April 16	Southern Utah	W	3-2 (9)	1995			
				*April 17	Utah	L	2-0	Record: 12-36 Conference: 7-22			
				*April 17	Utah	L	3-0	%Feb. 23	Minnesota	L	9-1 (5)
				*May 1	Cal State Northridge	L	4-0	%Feb. 23	Minnesota	W	6-5 (8)
				*May 1	Cal State Northridge	L	10-1	%Feb. 25	DePaul	W	6-0
				*May 2	San Diego State	W	2-1	%Feb. 25	DePaul	L	8-5
				*May 2	San Diego State	W	2-0 (8)	%Feb. 26	New Mexico State	W	4-2
				*May 8	Southern Utah	W	2-1 (11)	%Feb. 26	New Mexico State	W	8-3
				*May 8	Southern Utah	W	6-0	&March 4	Pacific	L	1-0
				*May 9	Utah	W	1-0	&March 4	Arizona	L	11-0 (5)
				*May 9	Utah	L	3-0	&March 5	Pacific	W	3-1
				*May 14	Sacramento State	L	2-1	&March 5	Arizona	L	8-0 (5)
				*May 14	Sacramento State	L	1-0	March 15	Cal State Fullerton	L	3-0
				*May 15	Fresno State	W	2-1	March 16	Cal State Fullerton	L	7-2
				*May 15	Fresno State	L	10-0 (6)	*March 16	Sacramento State	L	3-0
				#New Mexico State Invitational				*March 16	Sacramento State	L	11-5
				#New Mexico Diamond Invitational				*March 18	Fresno State	L	10-0 (5)
				^Hawai'i Invitational				*March 18	Fresno State	L	4-3
				&San Jose Invitational				@March 24	Virginia	L	7-6 (8)
				*WAC Game				@March 24	Western Michigan	L	4-3
				Coach: Susan Craig				@March 25	Arizona State	W	7-5
								@March 25	San Diego State	L	7-6 (9)
								@March 26	Arizona State	L	4-3
								*March 31	Cal State Northridge	L	2-0
								*March 31	Cal State Northridge	L	7-3
								*April 1	San Diego State	L	2-1
								*April 1	San Diego State	W	7-5
								April 4	New Mexico State	L	4-3
								April 4	New Mexico State	L	5-4
								*April 7	Southern Utah	W	6-3
								*April 7	Southern Utah	L	8-4
								*April 15	Colorado State	L	4-0
								*April 15	Colorado State	L	10-0 (6)
								*April 16	Colorado State	L	6-5
								*April 21	Fresno State	L	11-2
								*April 21	Fresno State	L	7-4
								*April 22	Sacramento State	L	5-1
								*April 22	Sacramento State	L	7-1
								*April 28	San Diego State	L	2-0
								*April 28	San Diego State	L	1-0
								*April 29	Cal State Northridge	L	6-0
								*April 29	Cal State Northridge	L	7-0
								*May 5	Utah	L	7-5
								*May 5	Utah	L	14-5
								*May 6	Utah	W	4-3 (8)

1992

Record: 30-21 | Conference: 8-2

Feb. 20	NM Highlands	W	7-0 (5)
Feb. 20	NM Highlands	W	3-0
Feb. 22	Adams State	W	7-0 (6)
Feb. 22	Adams State	W	9-0 (5)
Feb. 24	Michigan	L	5-1
Feb. 24	Michigan	L	6-3
Feb. 25	Michigan	W	5-2
Feb. 25	Michigan	W	4-3
Feb. 28	New Mexico State	W	4-3
Feb. 28	New Mexico State	W	6-2
March 2	Central Michigan	W	4-0
March 2	Central Michigan	L	3-1
March 5	San Diego State	W	2-1 (8)
March 5	Western Michigan	W	5-3
March 5	Arizona	L	12-0 (6)
March 6	Northwestern	L	2-1
March 6	Oklahoma State	L	1-0
March 7	Northwestern	L	4-2
March 7	Utah	L	4-2
March 10	Arizona	L	5-0
March 10	Arizona	L	5-3
March 11	Arizona State	W	5-0
March 11	Arizona State	L	2-0
March 13	Cal State Bakersfield	W	2-1
March 13	Long Beach State	L	3-2 (10)
March 13	Cal Poly Pomona	W	3-2 (8)
March 14	DePaul	W	3-2
March 14	Cal State Northridge	L	1-0
March 15	Creighton	L	3-0
March 26	Nebraska	W	3-2
March 27	UCLA	L	6-0
March 27	San Diego State	W	2-0
March 27	Iowa	L	1-0
March 28	Hawai'i	L	4-3
March 31	New Mexico State	W	2-0
March 31	New Mexico State	W	5-4
*April 4	San Diego State	W	1-0
*April 4	San Diego State	W	4-2
*April 9	Utah	L	7-6 (10)
*April 9	Utah	W	2-0 (10)
*April 11	Southern Utah	W	2-1
*April 11	Southern Utah	W	8-2
*April 17	Colorado State	W	1-0
*April 17	Colorado State	W	3-1 (8)
*April 18	Creighton	L	1-0
*April 18	Creighton	W	1-0
**May 7	San Diego State	W	2-0
**May 10	Utah	L	1-0
**May 10	Colorado State	W	1-0
**May 10	Utah	L	1-0
*	WAC Game		
**	WAC Tournament		
Coach:	Susan Craig		

1993

Record: 33-21 | Conference: 12-12

Feb. 19	NM Highlands	W	10-0 (6)
Feb. 19	NM Highlands	W	5-0
Feb. 20	Adams State	W	10-0 (5)
Feb. 20	Adams State	W	11-0 (5)
#Feb. 25	Hawai'i	W	3-2

1994

Record: 26-22 | Conference: 14-16

%Feb. 23	Minnesota	W	4-3 (8)
%Feb. 23	Minnesota	W	10-0 (5)
%Feb. 24	Furman	W	1-0
%Feb. 24	Furman	W	7-1
%Feb. 26	New Mexico State	W	6-4
%Feb. 26	New Mexico State	L	4-3
%Feb. 27	Arizona	L	5-1
%Feb. 27	Arizona	L	7-5
#March 3	Wichita State	L	6-2
#March 3	Western Michigan	W	5-2
#March 3	Southern Utah	W	7-5
#March 4	Northwestern	L	9-4
#March 4	Oregon State	W	8-3
#March 5	Northeast Louisiana	L	5-4
March 10	Michigan State	L	5-0
March 10	Michigan State	W	16-1 (5)
*March 18	Fresno State	L	4-0
*March 18	Fresno State	L	4-2
*March 18	Sacramento State	L	7-1
*March 19	Sacramento State	L	2-0

1995

Record: 12-36 | Conference: 7-22

%Feb. 23	Minnesota	L	9-1 (5)
%Feb. 23	Minnesota	W	6-5 (8)
%Feb. 25	DePaul	W	6-0
%Feb. 25	DePaul	L	8-5
%Feb. 26	New Mexico State	W	4-2
%Feb. 26	New Mexico State	W	8-3
&March 4	Pacific	L	1-0
&March 4	Arizona	L	11-0 (5)
&March 5	Pacific	W	3-1
&March 5	Arizona	L	8-0 (5)
March 15	Cal State Fullerton	L	3-0
March 16	Cal State Fullerton	L	7-2
*March 16	Sacramento State	L	3-0
*March 16	Sacramento State	L	11-5
*March 18	Fresno State	L	10-0 (5)
*March 18	Fresno State	L	4-3
@March 24	Virginia	L	7-6 (8)
@March 24	Western Michigan	L	4-3
@March 25	Arizona State	W	7-5
@March 25	San Diego State	L	7-6 (9)
@March 26	Arizona State	L	4-3
*March 31	Cal State Northridge	L	2-0
*March 31	Cal State Northridge	L	7-3
*April 1	San Diego State	L	2-1
*April 1	San Diego State	W	7-5
April 4	New Mexico State	L	4-3
April 4	New Mexico State	L	5-4
*April 7	Southern Utah	W	6-3
*April 7	Southern Utah	L	8-4
*April 15	Colorado State	L	4-0
*April 15	Colorado State	L	10-0 (6)
*April 16	Colorado State	L	6-5
*April 21	Fresno State	L	11-2
*April 21	Fresno State	L	7-4
*April 22	Sacramento State	L	5-1
*April 22	Sacramento State	L	7-1
*April 28	San Diego State	L	2-0
*April 28	San Diego State	L	1-0
*April 29	Cal State Northridge	L	6-0
*April 29	Cal State Northridge	L	7-0
*May 5	Utah	L	7-5
*May 5	Utah	L	14-5
*May 6	Utah	W	4-3 (8)

*May 6 Utah L 17-7 (6)
 *May 7 Southern Utah W 1-0
 *May 7 Southern Utah W 6-4
 *May 12 Colorado State L 5-3
 *May 12 Colorado State W 3-0
 % Sunwest Bank Lobo Diamond Tournament
 & Arizona Invitational
 @ Arizona State Invitational
 *WAC Game
 Coach: Susan Craig

1996

Record: 18-32 | Conference: 5-23

Feb. 7 Texas Tech L 1-0
 Feb. 8 Texas Tech L 8-6
 Feb. 8 Adams State W 11-0
 Feb. 11 Adams State W 8-3
 Feb. 11 Adams State W 8-0
 %Feb. 16 Baylor L 4-3 (8)
 %Feb. 16 Nebraska L 5-2
 %Feb. 17 UTSA W 3-2
 %Feb. 17 Kansas L 4-1
 #Feb. 29 Kansas L 1-0
 #Feb. 29 Minnesota W 6-5 (8)
 #March 1 Texas Tech W 13-2
 #March 1 Loyola-Chicago W 11-5
 #March 2 Wichita State W 5-1
 #March 2 Stephen F. Austin W 5-1
 #March 2 UT Arlington W 7-3
 March 13 Cal State Fullerton L 3-1
 *March 15 Cal State Northridge W 7-1
 *March 15 Cal State Northridge L 1-0 (11)
 *March 16 San Diego State L 4-0
 *March 16 San Diego State L 6-5
 &March 22 Central Michigan L 5-4 (8)
 &March 22 Arizona State L 8-1
 &March 23 Southern Utah W 6-4
 &March 23 Virginia W 8-2
 &March 24 Virginia W 4-0
 &March 24 Central Michigan W 4-2
 March 27 New Mexico State L 2-1
 March 27 New Mexico State W 2-1
 *March 30 Colorado State L 4-1
 *March 31 Colorado State W 5-3
 *April 5 Southern Utah L 11-6
 *April 5 Southern Utah W 11-1
 *April 6 Utah L 15-2
 *April 6 Utah L 14-0
 *April 12 Fresno State L 8-1
 *April 12 Fresno State L 4-0
 *April 14 Sacramento State L 10-0
 *April 14 Sacramento State L 5-0
 *April 19 San Diego State L 8-5
 *April 19 San Diego State L 4-3
 *April 20 Cal State Northridge L 4-3
 *April 20 Cal State Northridge L 12-4
 *April 26 Sacramento State L 2-0
 *April 26 Sacramento State W 1-0
 *April 27 Fresno State L 7-0
 *April 27 Fresno State L 4-1
 *May 3 Utah L 5-0
 *May 3 Utah L 9-3
 *May 4 Southern Utah W 8-6
 *May 4 Southern Utah W 5-1
 *May 10 Colorado State L 11-1
 *May 10 Colorado State L 3-1
 %University of Texas-Arlington Invitational
 #New Mexico State Invitational
 &Arizona State Invitational
 *WAC Game
 Coach: Susan Craig

1997

Record: 19-38 | Conference: 9-23 WAC

Feb. 8 Adams State W 6-1
 Feb. 8 Adams State W 12-2 (6)
 Feb. 15 Oklahoma State L 6-2

Feb. 15 Kansas L 6-5 (9)
 Feb. 15 Illinois-Chicago W 2-0
 Feb. 16 Southwest Missouri St. W 1-0
 Feb. 19 UNLV L 11-4
 Feb. 19 UNLV L 4-3
 Feb. 21 Oregon State L 10-3
 Feb. 21 California L 6-4
 Feb. 22 Oregon L 10-2 (6)
 Feb. 22 Oklahoma State W 9-1 (6)
 Feb. 23 South Carolina L 8-0 (5)
 Feb. 27 Texas Tech W 3-0
 Feb. 27 Minnesota L 4-2
 Feb. 28 Wichita State L 6-4
 Feb. 28 Baylor L 5-4
 *March 1 Ohio State W 4-3
 *March 1 Southern Utah W 13-5 (5)
 March 2 Furman W 11-1 (5)
 *March 8 San Diego State L 5-0
 *March 8 San Diego State L 8-1
 March 11 New Mexico State L 5-2
 March 11 New Mexico State L 6-3
 March 14 St. Mary's W 5-1
 March 14 Mississippi State L 4-0
 March 14 Notre Dame L 3-2
 March 15 Arizona State L 6-0
 March 15 Mississippi State L 7-2
 *March 26 Hawai'i L 10-7
 *March 26 Hawai'i L 10-2
 *March 28 San José State L 8-6
 *March 28 San José State W 6-0
 *March 29 Fresno State L 1-0
 *March 29 Fresno State L 4-0
 *April 5 Colorado State L 5-3
 *April 5 Colorado State L 4-1
 *April 10 Utah W 5-3
 *April 10 Utah L 3-0
 *April 11 Utah L 8-0
 *April 11 Utah L 4-1
 *April 13 Colorado State L 5-3
 *April 13 Colorado State L 11-2
 *April 17 Fresno State L 3-0
 *April 19 Fresno State W 3-1
 *April 20 San José State W 3-0
 *April 20 San José State W 7-1
 *April 26 San Diego State L 5-1
 *April 26 San Diego State L 2-0
 *April 30 Hawai'i W 12-4
 *April 30 Hawai'i L 14-0
 *May 2 Tulsa W 6-4
 *May 2 Tulsa L 7-5
 *May 3 Tulsa L 7-3
 *May 3 Tulsa W 4-2
 *May 10 UNLV W 2-1
 *May 10 UNLV L 12-1
 Coach: Susan Craig

1998

Record: 23-40 | Conference: 8-24 WAC

%Feb. 6 Western New Mexico W 5-0
 %Feb. 6 Eastern New Mexico W 15-1
 %Feb. 7 Texas Tech L 1-0
 %Feb. 8 Texas Tech W 6-3
 %Feb. 8 Texas Tech L 8-6
 %Feb. 8 Adams State W 17-0
 #Feb. 13 Northeast Louisiana W 8-2
 #Feb. 13 Baylor L 5-2
 #Feb. 14 Illinois-Chicago L 9-0
 #Feb. 14 Louisiana Tech W 3-2
 #Feb. 15 Oklahoma L 9-0
 Feb. 26 Southern Utah W 12-8
 !Feb. 27 Kent State W 4-2
 !Feb. 27 Oregon L 11-5
 !Feb. 28 Loyola-Chicago W 8-0
 !Feb. 28 Wichita State W 6-0
 !March 1 Oregon L 7-0
 *March 3 San Diego State L 4-1
 *March 3 San Diego State L 2-1
 *March 6 Colorado State W 6-0

*March 6 Colorado State L 9-3
 *March 8 Utah L 4-1
 *March 8 Utah L 6-4
 *March 11 San Diego State L 4-0
 *March 11 San Diego State W 7-2
 March 13 New Mexico State L 3-2
 March 13 New Mexico State L 11-0
 *March 17 UNLV L 1-0
 *March 17 UNLV L 4-2
 @March 20 Iowa State L 6-0
 @March 20 Arizona State L 3-2
 @March 21 Iowa State W 8-0
 @March 21 Arizona State L 2-1
 @March 22 Stephen F. Austin L 2-1
 ^March 25 North Carolina W 8-5
 ^March 27 Middle Tennessee W 10-2
 ^March 27 South Florida L 2-0
 ^March 28 Butler W 6-1
 ^March 28 Mercer W 8-3
 ^March 28 Alabama L 5-0
 ^March 29 South Florida L 4-1
 *April 4 San José State W 9-1
 *April 4 San José State W 3-2
 *April 5 Fresno State L 9-0
 *April 5 Fresno State L 5-3
 *April 11 Hawai'i L 3-0
 *April 11 Hawai'i L 4-1
 *April 12 Hawai'i L 6-0
 *April 12 Hawai'i L 4-2
 *April 17 Colorado State L 5-4
 *April 17 Colorado State W 7-4
 *April 18 Utah L 4-3
 *April 18 Colorado State W 7-4
 *April 18 Utah L 5-2
 *April 25 Fresno State L 2-1
 *April 25 Fresno State L 3-2
 *April 26 San José State L 9-1
 *April 27 San José State W 7-6
 *May 1 Tulsa W 4-3
 *May 1 Tulsa L 4-3
 *May 2 Tulsa L 3-2
 *May 2 Tulsa W 6-2
 *May 9 UNLV L 11-3
 *May 9 UNLV L 7-5

% Lobo Invitational
 # Texas- Arlington Tournament
 ! NMSU Invitational
 @ Arizona State Tournament
 ^ Georgia Tech Invitational
 Coach: Susan Craig

1999

Record: 42-14 | Conference: 14-7 WAC

%Feb. 5 Eastern New Mexico W 7-0
 %Feb. 5 Eastern New Mexico W 10-0
 %Feb. 6 Texas Tech L 1-0
 %Feb. 6 Texas Tech W 4-2
 %Feb. 7 Texas Tech W 4-1
 %Feb. 7 Western New Mexico W 5-0
 %Feb. 7 Western New Mexico W 7-0
 !Feb. 13 Portland State W 6-2
 !Feb. 13 Portland State W 7-0
 !Feb. 13 NM Highlands W 4-0
 !Feb. 14 Portland State W 8-1
 !Feb. 14 Portland State W 11-4
 !Feb. 14 NM Highlands W 1-0
 @Feb. 19 Penn State W 6-0
 @Feb. 19 Texas A&M W 6-1
 @Feb. 20 Auburn W 3-0
 @Feb. 21 Penn State W 9-1
 @Feb. 21 Auburn W 10-1
 #Feb. 26 Penn State W 1-0
 #Feb. 26 Texas Tech L 4-2 (10)
 #Feb. 27 Northwestern W 9-5 (9)
 #Feb. 27 Butler W 13-0
 #Feb. 28 Texas Tech W 3-0
 #Feb. 28 Oregon State L 3-2
 March 16 Bethune-Cookman W 8-0

March 16	Bethune-Cookman	W	3-0	*April 9	Utah	L	9-3	*April 28	Colorado State	L	3-0
March 17	Stetson	W	2-0	*April 14	San Diego State	L	5-2	*April 28	Colorado State	L	4-2
March 17	Stetson	W	3-0	*April 14	San Diego State	W	3-1	*May 4	UNLV	W	4-2
March 18	South Florida	W	2-0	*April 16	UNLV	W	7-5	*May 4	UNLV	W	6-0
March 18	South Florida	L	1-0	*April 16	UNLV	W	8-2	*May 6	San Diego State	L	1-0
March 19	Virginia	W	2-0	*April 22	Colorado State	W	5-2	*May 6	San Diego State	W	1-0
*March 23	Hawai'i	L	9-6	*April 22	Colorado State	W	4-3	**May 10	Colorado State	W	2-0
*March 24	Hawai'i	W	3-2	*April 28	Utah	L	7-2	**May 10	BYU	L	4-3
*March 24	Hawai'i	W	7-5	*April 28	Utah	L	4-0	**May 11	UNLV	W	3-1
*March 26	Fresno State	L	6-1	*April 29	BYU	L	4-3	**May 11	San Diego State	L	4-3
*March 27	Fresno State	L	5-1	*April 29	BYU	L	6-2	*MW Game			
*March 27	Fresno State	L	4-1	*May 5	UNLV	W	9-1	**MW Tournament			
*April 2	San José State	W	6-0	*May 5	UNLV	W	8-0	Coach: Susan Craig			
*April 3	San José State	W	9-3	*May 6	San Diego State	W	12-1				
*April 3	San José State	W	10-3	*May 6	San Diego State	W	4-0	2002			
*April 14	Tulsa	L	3-2	**May 11	UNLV	W	7-0	Record: 18-29-1 Conference: 10-11 MW			
*April 14	Tulsa	W	4-2	**May 13	Colorado State	W	3-2	Feb. 1	Mississippi	L	10-9
*April 15	Tulsa	W	13-0	**May 13	Utah	L	4-3	Feb. 1	Indiana	T	2-2
April 20	New Mexico State	L	2-0	*MW Game				Feb. 2	Indiana	L	5-4
April 20	New Mexico State	W	6-4	**MW Tournament				Feb. 15	Sacramento State	W	12-7
*April 24	UNLV	W	9-1	Coach: Susan Craig				Feb. 15	Cal State Northridge	W	1-0
*April 24	UNLV	W	8-3					Feb. 15	UC Santa Barbara	W	1-0
*April 25	UNLV	W	9-5	2001				Feb. 16	Pacific	L	6-0
*May 1	San Diego State	L	5-3	Record: 39-24-1 Conference: 11-6-1 MW				Feb. 22	Illinois-Chicago	W	5-4
*May 1	San Diego State	L	4-1	Feb. 1	Mississippi	W	4-3	Feb. 22	LSU	L	5-0
*May 2	San Diego State	W	2-1	Feb. 1	Mississippi	W	4-0	Feb. 23	Nebraska	L	6-0
*May 8	Colorado State	W	5-2	Feb. 2	Kansas	L	7-6	Feb. 23	Utah	L	5-3
*May 8	Colorado State	W	2-1 (8)	Feb. 3	Cal State Fullerton	L	10-2	Feb. 24	Boston University	W	1-0
*May 9	Colorado State	W	3-2	Feb. 3	Cal State Fullerton	W	11-2	Feb. 24	Missouri	L	4-0
**May 13	Hawai'i	L	3-2	Feb. 3	Cal State Fullerton	W	2-1	March 5	Texas Tech	L	6-2
**May 13	San Diego State	L	2-0	Feb. 4	Kansas	L	1-0	March 5	Texas Tech	L	2-1
% UNM Diamond Invitational				Feb. 16	Stanford	L	1-0	March 5	Texas Tech	L	2-1
! Lobo Invitational				Feb. 16	Long Beach State	W	5-1	March 6	Texas Tech	W	7-2
@ Texas A&M Invitational				Feb. 17	Iowa State	L	2-0	March 14	DePaul	L	7-1
# Troy Cox Classic				Feb. 18	Utah State	W	5-4	March 15	Arizona State	L	5-3
*WAC Game **WAC Tournament				Feb. 18	Fresno State	L	4-0	March 15	Texas	L	9-1 (6)
Coach: Susan Craig				Feb. 23	Michigan State	W	13-7	March 16	Cal State Fullerton	L	9-0
				Feb. 23	Washington	W	3-2	March 16	Notre Dame	W	5-4
2000				Feb. 24	Southern Mississippi	L	5-1	March 22	Arizona State	L	6-2
Record: 38-18 Conference: 14-6 MW				Feb. 24	Southern Mississippi	L	6-0	March 22	Arizona State	L	4-3
Feb. 4	Tulsa	W	8-2	Feb. 25	Nebraska	L	3-0	March 24	New Mexico State	L	4-3
Feb. 4	Tulsa	W	10-2	Feb. 27	New Mexico State	W	4-3	March 24	New Mexico State	L	9-1
Feb. 5	Cal State Fullerton	L	9-5	March 2	New Mexico State	W	9-0	*March 30	Colorado State	L	11-1
Feb. 5	Cal State Fullerton	L	3-2	March 2	Portland State	W	1-0	*March 30	Colorado State	W	2-1
Feb. 6	Texas Tech	W	3-0	March 3	Pacific	L	2-0	April 3	New Mexico State	W	4-3
Feb. 6	Texas Tech	W	7-1	March 3	California	L	3-1	April 3	New Mexico State	W	9-7
Feb. 9	New Mexico State	W	6-3	March 4	Harvard	W	9-0	*April 5	Utah	W	7-6
Feb. 9	New Mexico State	W	7-2	March 4	Oregon	W	3-0	*April 5	Utah	L	3-0
Feb. 18	Kentucky	W	5-2	March 14	Long Beach State	L	1-0	*April 6	BYU	W	7-6
Feb. 18	Oklahoma	L	10-2	March 14	Santa Clara	W	4-2	*April 6	BYU	L	6-0
Feb. 19	Penn State	L	9-7	March 15	Santa Clara	W	8-1	*April 12	San Diego State	W	7-6
Feb. 19	Arizona	L	17-1	March 16	Sacramento State	W	1-0	*April 12	San Diego State	L	10-4
Feb. 20	Tennessee Tech	W	4-1	March 16	Louisville	W	6-1	*April 14	UNLV	W	6-1
Feb. 25	McNeese	W	7-2	March 16	Morehead State	W	4-0	*April 14	UNLV	L	6-4
Feb. 25	Penn State	W	3-2	March 17	Texas A&M-CC	W	6-2	*April 20	Colorado State	W	7-1
Feb. 26	Illinois-Chicago	W	5-4	March 17	Eastern Illinois	W	8-0	*April 26	UNLV	L	6-5
Feb. 26	Oregon State	L	6-1	March 17	Purdue	W	2-1	*April 26	UNLV	L	4-2
Feb. 26	New Mexico State	L	5-4	March 18	Texas Tech	L	7-1	*April 28	San Diego State	L	4-2
March 3	Minnesota	W	3-2 (9)	March 21	New Mexico State	W	7-2	*April 28	San Diego State	L	2-0
March 3	Mississippi	W	6-2	March 21	New Mexico State	W	2-1	*May 3	Utah	W	8-6
March 4	Texas A&M	W	4-1	March 23	Brown	W	11-2	*May 3	Utah	L	11-10
March 4	Mississippi	W	8-0	March 24	Centenary	W	3-0	*May 4	BYU	W	8-7
March 5	Minnesota	W	9-5	March 24	Texas A&M-CC	W	11-1	*May 4	BYU	W	6-2
March 5	Texas A&M	L	3-1	March 24	Brown	W	8-0	**May 9	BYU	W	4-1
March 16	Northern Illinois	W	2-1	March 24	Texas A&M-CC	W	4-0	**May 9	San Diego State	L	4-1
March 16	Syracuse	W	6-0	*March 30	Utah	L	14-5	**May 10	Colorado State	L	5-3
March 17	Fordham	L	2-0	*March 30	Utah	T	5-5	*MW Game			
March 17	Minnesota	L	1-0	*March 31	BYU	L	4-1	**MW Tournament			
March 18	Canisius	L	2-1	*April 7	BYU	W	4-3	Coach: Susan Craig			
March 19	Western Kentucky	W	2-0	*April 7	Colorado State	W	2-1				
March 19	Tennessee Tech	W	4-0	*April 13	Colorado State	W	11-0	2003			
March 30	New Mexico State	W	8-4	*April 13	San Diego State	L	5-4	Record: 25-37-1 Conference: 7-13 MW			
March 30	New Mexico State	W	4-1	*April 15	San Diego State	W	9-0	Feb. 8	UT Arlington	L	8-0
*April 1	Colorado State	W	7-2	*April 15	UNLV	L	4-2	Feb. 8	Louisiana-Monroe	W	2-1
*April 1	Colorado State	W	7-2	*April 15	UNLV	W	10-9	Feb. 9	Louisiana-Monroe	L	8-2
*April 7	BYU	W	5-0	*April 21	BYU	W	2-0	Feb. 9	Illinois	L	10-2
*April 7	BYU	W	9-3	*April 21	BYU	L	7-0	Feb. 14	Sacramento State	L	8-0
*April 9	Utah	W	7-3	*April 22	Utah	W	2-1	Feb. 15	UC Santa Barbara	W	1-0
				*April 22	Utah	L	9-1				

Feb. 15	Cal State Northridge	L	10-1	^Feb. 22	Oklahoma State	L	1-0 (8)	March 12	Indiana State	W	4-1
Feb. 15	Loyola Marymount	L	5-3	Feb. 28	New Mexico State	W	6-0	March 12	Indiana State	W	4-1
Feb. 16	Fresno State	L	10-0	Feb. 28	New Mexico State	W	3-0	March 13	Indiana State	L	8-4
Feb. 21	Western Michigan	L	6-4	Feb. 29	UTEP	W	5-0	@March 18	Liberty	W	4-2
Feb. 21	Virginia	W	11-2 (5)	Feb. 29	UTEP	W	10-1	@March 19	New Mexico State	W	3-0
Feb. 22	Drake	L	3-2	@March 5	Columbia	W	2-1	@March 20	Liberty	W	10-2
Feb. 22	Oklahoma State	L	6-1	@March 5	Texas Tech	W	3-0	March 25	New Mexico State	W	2-0
Feb. 24	Arizona	L	8-0	@March 6	Columbia	W	5-4	March 25	New Mexico State	W	2-0
Feb. 28	Texas Tech	W	5-0	@March 6	Texas Tech	L	5-3	March 29	New Mexico State	L	4-1
Feb. 28	Baylor	L	5-1	@March 7	Texas Tech	L	4-1	March 29	New Mexico State	L	6-5
March 1	Texas A&M-CC	W	7-0	!March 12	#6 Oklahoma	L	4-3 (8)	*April 1	UNLV	L	10-4
March 1	Eastern Michigan	W	7-4	!March 12	#6 Oklahoma	L	10-5 (8)	*April 1	UNLV	W	7-3
March 2	Wichita State	L	4-2	!March 13	Centenary	L	6-1	*April 3	San Diego State	W	2-1
March 5	New Mexico State	W	4-1	!March 13	Centenary	L	3-2	*April 3	San Diego State	W	4-1
March 5	New Mexico State	W	6-0	!March 14	McNeese	W	5-2	*April 9	Colorado State	L	5-4
March 7	Arizona	L	9-0	!March 14	McNeese	W	4-2	*April 9	Colorado State	L	4-1
March 7	Texas Tech	L	8-0	March 18	UTEP	W	3-1	*April 16	BYU	L	4-1
March 8	Columbia	W	5-1	March 18	UTEP	W	7-2	*April 16	BYU	L	7-6
March 8	Wichita State	L	5-2	March 19	Texas Tech	L	1-0	*April 17	Utah	L	1-0
March 9	Wichita State	L	4-3	March 19	Texas Tech	W	3-1	*April 17	Utah	L	3-0
March 14	Iowa State	L	2-1	March 20	New Mexico State	W	2-0	*April 23	Colorado State	L	5-0
March 14	Minnesota	L	5-0	March 20	New Mexico State	W	4-1	*April 23	Colorado State	L	5-2
March 15	Connecticut	T	1-1	March 26	Harvard	W	10-4	*April 28	BYU	L	4-0
March 16	Western Illinois	W	7-0	March 26	Northern Colorado	W	9-7	*April 28	BYU	L	9-7
March 21	UT-San Antonio	L	10-5	March 27	North Texas	L	7-1	*May 1	Utah	L	5-3
March 21	UM-Kansas City	W	6-1	March 27	Harvard	L	8-0 (5)	*May 1	Utah	W	3-2
March 22	BYU	L	3-2	March 28	Northern Colorado	L	3-1	*May 6	San Diego State	L	3-0
March 22	Connecticut	W	2-1	March 28	North Texas	L	7-6	*May 6	San Diego State	W	3-2
March 23	New Mexico State	W	8-0	April 6	Eastern New Mexico	W	1-0	*May 8	UNLV	L	4-2
March 26	New Mexico State	W	6-0	*April 9	UNLV	L	7-0	*May 8	UNLV	L	7-2
March 26	New Mexico State	W	8-2	*April 9	UNLV	L	4-3	**May 12	Utah	L	1-0
*March 28	San Diego State	L	1-0	*April 11	San Diego State	L	3-2	**May 13	San Diego State	W	3-2
*March 28	San Diego State	L	5-3	*April 11	San Diego State	L	8-2	**May 13	BYU	L	2-1
*March 30	UNLV	L	4-3	*April 16	Utah	L	1-0	\$UCSB Tourney			
*March 30	UNLV	W	7-1	*April 16	Utah	W	7-6	#NMSU Tourney			
*April 5	Colorado State	L	1-0	*April 17	BYU	L	2-1	^UNT Tourney			
*April 5	Colorado State	L	6-3	*April 23	San Diego State	L	7-4	% TTU Tourney			
*April 10	BYU	W	4-2	*April 23	San Diego State	L	10-3	@ Lobo Softball Classic			
*April 10	BYU	L	5-2	*April 25	UNLV	W	6-2	*MW Game			
*April 13	Utah	L	7-3	*April 25	UNLV	W	3-0	**MW Tournament			
*April 13	Utah	L	10-7	*April 30	BYU	L	7-4	Coach: Kim Newbern			
April 15	Western New Mexico	W	4-2	*April 30	BYU	L	4-0				
April 16	Western New Mexico	W	4-0	*May 1	Utah	L	4-3	2006			
April 16	Western New Mexico	L	6-4	*May 1	Utah	L	7-2	Record: 23-31 Conference: 4-16 MW			
*April 25	BYU	L	7-1	*May 8	Colorado State	L	2-1	\$Feb. 10	Cal State Northridge	L	15-7 (8)
*April 25	BYU	W	4-3	*May 8	Colorado State	L	3-1	\$Feb. 10	Wisconsin	L	5-3
*April 27	Utah	W	7-3	*May 9	Colorado State	L	8-0	\$Feb. 11	Arizona State	L	3-2
*April 27	Utah	L	6-2	*May 9	Colorado State	L	6-4	\$Feb. 11	#7 Stanford	L	3-2
*April 30	Colorado State	L	4-0	**May 14	BYU	W	1-0	\$Feb. 12	#5 Arizona	L	9-1 (5)
*April 30	Colorado State	L	8-2	**May 14	San Diego State	L	2-1	#Feb. 17	Hawai'i	W	7-3
*May 2	UNLV	W	3-2	\$ Arizona Pepsi Classic				#Feb. 17	Purdue	L	7-1
*May 2	UNLV	W	1-0	# Fiesta Bowl				#Feb. 18	Central Michigan	L	6-2
*May 4	San Diego State	W	2-1	^ North Texas/ Betlin Round-Up				#Feb. 18	UTEP	L	17-7
*May 4	San Diego State	L	4-2	@ Red Raider Classic				#Feb. 19	Cal Poly	L	10-4
**May 8	Utah	W	5-0	! Oklahoma Worth Invitational				Feb. 21	New Mexico State	W	3-1
**May 9	San Diego State	L	4-3	*MW Game				Feb. 21	New Mexico State	L	2-1
**May 9	UNLV	L	3-1	**MW Tournament				^Feb. 24	San José State	L	2-1
*MW Game				Coach: Kim Newbern				^Feb. 24	New Mexico State	L	4-3
**MW Tournament								^Feb. 25	Northern Colorado	W	15-4
Coach: Kim Newbern								^Feb. 25	San José State	W	2-0
								^Feb. 26	UTEP	W	10-7 (8)
2004				2005				March 4	Utah Valley State	W	5-4
Record: 30-35 Conference: 3-16 MW				Record: 16-34 Conference: 5-15 MW				March 4	Utah Valley State	W	7-2
\$Feb. 6	UNLV	L	3-2	\$Feb. 4	UC Santa Barbara	L	5-0	March 5	Utah Valley State	W	12-1 (5)
\$Feb. 6	#2 Arizona	L	12-0 (5)	\$Feb. 5	Oregon State	L	7-3	March 5	Utah Valley State	W	6-5 (10)
\$Feb. 7	Mississippi	W	1-0	\$Feb. 5	UC Santa Barbara	L	8-7	March 11	New Mexico State	W	9-8
\$Feb. 7	Cal State Northridge	W	6-2	\$Feb. 6	Oregon State	L	8-3	March 11	New Mexico State	W	8-0
\$Feb. 8	#2 Arizona	L	11-0 (5)	#Feb. 18	Nebraska	L	6-4	@March 17	UC Riverside	W	6-2
#Feb. 13	Western Michigan	W	8-0	#Feb. 18	New Mexico State	L	3-1	@March 17	UC Riverside	W	5-1
#Feb. 13	#20 Arizona State	W	8-6	#Feb. 19	Loyola-Chicago	W	5-1	@March 18	South Dakota State	W	10-1 (5)
#Feb. 14	Nevada	L	6-5	#Feb. 19	Colorado State	L	6-5	@March 18	South Dakota State	W	5-3
#Feb. 14	#18 Texas A&M	L	6-0	#Feb. 20	UT-San Antonio	W	4-3	@March 18	South Dakota State	W	5-3
#Feb. 15	Syracuse	W	4-3	^Feb. 25	North Texas	L	8-6	@March 19	Texas Tech	L	4-2
^Feb. 20	Missouri State	W	2-0	^Feb. 25	Wichita State	L	4-3	March 25	Northern Colorado	W	6-5
^Feb. 20	UT Arlington	L	2-1	^Feb. 26	Missouri State	L	7-1	March 25	Northern Colorado	W	9-1 (6)
^Feb. 21	Wichita State	W	2-0	%March 4	Centenary	L	4-3	March 26	Northern Colorado	W	11-5
^Feb. 21	North Texas	W	3-1	%March 4	UC Riverside	W	5-3	March 26	Northern Colorado	W	8-0 (5)
^Feb. 22	Creighton	W	2-1	%March 5	Texas A&M- CC	L	7-6	*April 1	Colorado State	L	12-7
				%March 5	Texas Tech	L	8-0	*April 1	Colorado State	L	9-3

*April 7	San Diego State	L	4-1
*April 7	San Diego State	L	6-5
*April 9	UNLV	W	1-0
*April 9	UNLV	L	4-2
*April 13	BYU	L	11-1 (5)
*April 13	BYU	L	12-10 (8)
*April 16	Utah	W	5-2
*April 16	Utah	L	5-2
*April 21	UNLV	L	6-3 (8)
*April 21	UNLV	L	11-3 (5)
*April 23	San Diego State	L	8-6
*April 23	San Diego State	L	21-5 (5)
*April 28	Utah	W	7-3
*April 28	Utah	L	8-5
*April 29	BYU	L	9-8
*April 29	BYU	L	16-1 (5)
*May 6	Colorado State	W	3-2
*May 6	Colorado State	L	6-1
**May 11	Utah	L	9-1 (5)
**May 12	UNLV	L	4-0

\$Kajikawa Classic
 #UNLV Tournament
 ^UTEP Tournament
 @Airport University Inn Lobo Classic
 *MW Game
 **MW Tournament
 Coach: Kim Newbern

2007

Record: 20-25 | Conf.: 9-11 MW

#Feb. 9	Ohio State	L	4-3
#Feb. 9	#5 Arizona State	L	3-0
#Feb. 10	#21 Fresno State	L	8-1
#Feb. 10	#3 UCLA	W	13-1 (5)
#Feb. 11	Florida	L	5-0
March 2	Lipscomb	W	12-8
March 2	#21 Georgia Tech	L	11-3 (6)
March 3	Centenary	L	3-2
March 3	Indiana State	L	10-1 (5)
March 9	Drake	W	5-4
March 9	North Dakota State	W	9-1 (5)
March 10	Kansas	L	5-0
March 10	Drake	W	8-4
March 11	Kansas	L	4-0
March 17	Utah Valley	W	3-0
March 17	Utah Valley	L	5-3
March 18	Utah Valley	W	8-0 (5)
March 24	#5 Arizona	L	13-0 (5)
March 24	#5 Arizona	L	8-0 (5)
March 25	#5 Arizona	L	11-3 (6)
March 27	Eastern New Mexico	W	19-2 (5)
March 28	New Mexico State	W	5-1
March 28	New Mexico State	W	10-3
*April 13	UNLV	W	6-1 (5)
*April 14	San Diego State	L	11-2 (6)
*April 15	San Diego State	W	6-4
*April 19	Utah	W	3-1
*April 19	Utah	W	6-5
*April 20	BYU	L	7-4
*April 21	BYU	L	6-5
April 25	New Mexico State	W	7-5
April 25	New Mexico State	L	3-1
*April 27	San Diego State	W	1-0
*April 27	San Diego State	W	4-0
*April 28	UNLV	W	5-4
*April 29	UNLV	L	7-5
*April 29	UNLV	L	8-6
*May 3	BYU	L	4-1
*May 3	BYU	L	7-4
*May 4	Utah	W	15-5 (5)
*May 5	Utah	L	8-0 (6)
*May 11	Colorado State	W	10-8
*May 11	Colorado State	L	9-8
*May 12	Colorado State	L	6-5 (8)
*May 12	Colorado State	L	11-0 (5)

Kajikawa Classic
 *MW Game
 Coach: Ty Singleton

2008

Record: 25-26 | Conference: 7-13 MW

Feb. 9	Evansville	W	4-1
Feb. 9	Evansville	L	10-4
Feb. 10	Evansville	W	9-1 (5)
!Feb. 15	Georgia Tech	W	1-0
!Feb. 15	#2 Alabama	L	10-2 (5)
!Feb. 16	Middle Tennessee	W	7-5
!Feb. 16	Georgia Tech	L	6-0
\$Feb. 22	Wichita State	L	8-6
\$Feb. 23	Washington	L	3-2
\$Feb. 23	Missouri	W	6-4
\$Feb. 24	Texas Tech	W	8-4
Feb. 29	Oklahoma State	W	5-4
March 1	Oklahoma State	W	3-2
March 2	Oklahoma State	W	7-4
%March 7	Wright State	W	5-4
%March 7	Georgetown	W	6-5
%March 8	Georgetown	W	5-4
%March 8	Wright State	W	8-4
March 14	#8 Arizona	L	8-1
March 15	#8 Arizona	L	8-0 (5)
March 19	#23 Long Beach State	L	10-2 (5)
#March 20	Illinois	W	6-5
#March 20	Cal State Fullerton	L	4-3
#March 22	#1 Arizona State	L	4-2
March 27	UT-San Antonio	W	15-7 (6)
March 28	Texas State	L	4-3
March 29	Texas State	L	5-0
*April 3	BYU	W	3-1
*April 3	BYU	L	9-5
*April 4	Utah	W	4-2
*April 5	Utah	L	4-3
April 8	New Mexico State	W	7-6
*April 12	Colorado State	W	15-4 (5)
*April 13	Colorado State	W	4-1
*April 18	#22 San Diego State	L	2-0
*April 18	#22 San Diego State	L	6-4
*April 19	UNLV	L	14-5
*April 20	UNLV	L	5-3
*April 22	New Mexico State	W	9-1 (5)
*April 27	Colorado State	W	8-2 (8)
*April 27	Colorado State	L	11-1 (5)
April 28	Texas Tech	L	4-3
April 28	Texas Tech	W	1-0
*May 2	UNLV	L	6-3
*May 2	UNLV	L	5-3
*May 3	#19 San Diego State	L	2-1
*May 4	#19 San Diego State	L	1-0
*May 8	Utah	W	6-2
*May 8	Utah	W	9-1 (5)
*May 9	BYU	L	4-0
*May 10	BYU	L	8-4

* MW Game
 ! Holiday Inn Crimson Classic
 \$ Lobo Spring Invitational
 % New Mexico Classic
 # Judi Garmin Classic
 Coach: Ty Singleton

2009

Record: 13-35 | Conference: 4-11 MW

Feb. 6	Syracuse	W	5-4 (8)
Feb. 7	Syracuse	L	12-6
Feb. 8	Syracuse	L	9-8
!Feb. 13	UT- San Antonio	W	10-1 (5)
!Feb. 13	Baylor	L	5-0
!Feb. 14	Northwestern State	W	3-0
!Feb. 14	Stephen F. Austin	L	5-4
!Feb. 15	Mississippi	L	6-3
\$Feb. 20	Wisconsin	L	4-3
\$Feb. 20	Drake	L	7-5
\$Feb. 21	Texas Tech	W	6-4
\$Feb. 21	Drake	W	11-9
\$Feb. 22	Texas Tech	W	11-8
March 1	Oklahoma State	W	8-0 (6)
March 7	Iowa State	W	3-1

March 7	Iowa State	W	12-4 (5)
March 8	Iowa State	L	18-5 (5)
March 8	Iowa State	L	7-5 (10)
^March 12	#6 Arizona State	L	6-3
^March 13	#12 Arizona	L	9-1 (5)
^March 14	#20 DePaul	W	1-0
^March 14	Nebraska	L	3-0
^March 15	#16 Louisiana	L	9-0 (5)
March 19	Seattle	L	3-2
March 19	Seattle	L	14-8
March 21	#3 Washington	L	14-3 (5)
March 21	#3 Washington	L	4-3 (8)
March 22	#3 Washington	L	9-2
March 24	New Mexico State	L	8-7
March 28	Texas State	L	9-8
March 28	Texas State	L	4-1
March 29	Texas State	L	8-4
*April 2	Utah	W	10-7
*April 3	BYU	L	13-4 (6)
*April 4	BYU	L	10-3
*April 10	UNLV	L	8-7 (8)
*April 11	San Diego State	L	6-0
*April 12	San Diego State	W	3-1
*April 19	Colorado State	L	2-1
*April 19	Colorado State	L	4-3 (9)
*April 24	San Diego State	L	10-4
*April 25	UNLV	L	12-1 (5)
*April 26	UNLV	L	8-4
April 28	New Mexico State	L	13-8
*May 2	Colorado State	W	6-4
*May 7	BYU	L	6-3
*May 8	Utah	L	5-2
*May 9	Utah	W	5-2

* MW Game

! Getterman Classic
 \$ New Mexico Invitational
 ^ Judi Garmin Classic
 Coach: Ty Singleton

2010

Record: 11-37 | Conference: 1-14 MW

!Feb. 12	UT Arlington	L	3-2
!Feb. 13	Oklahoma State	L	2-1 (10)
!Feb. 14	Texas State	W	8-0 (5)
Feb. 20	Seattle	W	6-1
Feb. 20	Seattle	W	9-8
Feb. 21	Seattle	L	9-3
Feb. 21	Seattle	W	9-0 (5)
\$Feb. 26	Northern Colorado	W	12-5
\$Feb. 26	San José State	L	6-1
\$Feb. 27	Weber State	L	8-1
\$Feb. 27	San José State	W	2-0
\$Feb. 28	Northern Colorado	L	13-11
\$Feb. 28	UTEP	L	7-5
March 5	#25 Baylor	L	8-0 (5)
March 5	#25 Baylor	L	7-3
March 6	#25 Baylor	L	17-4 (5)
March 6	#25 Baylor	L	5-4
#March 12	Illinois	L	7-0
#March 12	#3 Missouri	L	2-0
#March 14	Bradley	W	14-5 (5)
-March 17	Purdue	L	12-4
-March 18	#1 Washington	L	10-1 (5)
-March 19	#23 Louisville	W	6-5 (8)
-March 20	#2 Arizona	L	9-3
-March 21	Fresno State	L	8-2
March 26	#2 Arizona	L	8-0 (5)
March 27	#4 Arizona	L	10-2 (6)
March 28	#4 Arizona	L	14-0 (5)
April 6	New Mexico State	L	10-0 (5)
*April 9	San Diego State	L	7-2
*April 10	UNLV	L	8-3
*April 11	UNLV	L	12-11
*April 15	BYU	L	10-5
*April 16	Utah	L	10-2 (5)
*April 17	Utah	L	9-1 (5)
April 20	New Mexico State	L	12-3
*April 24	Colorado State	L	2-1

*April 25	Colorado State	L	9-5	-Feb. 17	Bryant	W	15-1 (5)	@Mar 2	Long Beach State	L	6-2
April 27	UTEP	L	12-2	-Feb. 18	Central Colorado	W	11-3 (5)	@Mar 2	BYU	L	6-1
April 27	UTEP	L	7-3	-Feb. 18	Central Arkansas	W	5-3	@Mar 3	#10 UCLA	L	14-3 (5)
*April 29	Utah	W	10-6	-Feb. 19	Purdue	L	10-6 (5)	%Mar 8	Bradley	W	7-1
*April 30	BYU	L	11-6	^Feb. 23	#14/16 Texas A&M	W	15-3 (6)	%Mar 8	Seattle	W	2-0
*May 1	BYU	L	6-1	^Feb. 23	Oregon State	W	10-6	%Mar 9	#19 Washington	L	12-0 (5)
*May 8	Colorado State	L	4-1	^Feb. 24	Cal State Fullerton	W	5-4	%Mar 10	Yale	L	6-5
*May 13	UNLV	L	3-1	^Feb. 25	UC Davis	W	7-5	Mar 13	at #9 Oregon	L	10-0 (6)
*May 14	San Diego State	L	6-1	^Feb. 26	Cal Poly	L	4-2	Mar 13	at #9 Oregon	L	4-0
*May 15	San Diego State	L	7-6 (10)	+March 2	Cal State Bakersfield	W	8-0 (6)	Mar 14	at #23 Oregon St.	W	5-3
! Texas State Tournament				+March 2	North Dakota	W	8-0 (6)	Mar 14	at #23 Oregon St.	L	5-4
\$ UTEP Invitational				+March 3	Cal State Bakersfield	W	18-11	Mar 19	New Mexico State	L	2-0
# Missouri Children's Hospital Invitational				+March 3	North Dakota	W	13-8	+Mar 22	Oklahoma State	L	11-0 (5)
-Judi Garmin Classic				+March 4	Utah	L	6-1	+Mar 22	Oklahoma State	L	6-1
*MW Game				March 12	Texas Tech	L	9-4	+Mar 24	Siena College	W	13-5 (5)
Coach: Ty Singleton				March 12	Texas Tech	L	8-5	+Mar 24	Siena College	W	5-2
				March 14	New Mexico State	L	8-6	*Mar 28	at San Diego State	L	4-1
				March 23	Weber State	W	13-5 (5)	*Mar 29	at San Diego State	L	5-0
				March 23	Seattle	W	6-5	*Mar 30	at San Diego State	L	1-0
				March 24	Seattle	W	8-5	*Apr 5	Boise State	W	7-6
				March 25	UT San Antonio	W	8-0	*Apr 6	Boise State	W	6-5
				March 25	Weber State	W	12-1 (6)	*Apr 7	Boise State	L	13-0 (5)
				\$March 30	#6 Texas	L	2-1 (9)	*Apr 12	at UNLV	L	8-0 (6)
				\$March 31	#6 Texas	L	7-3	*Apr 13	at UNLV	W	10-0 (5)
				\$March 31	Tulsa	L	2-1	*Apr 14	at UNLV	L	1-0
				\$April 1	#6 Texas	L	5-0	*Apr 19	Nevada	L	9-6
				April 8	Cal State Northridge	W	5-1	*Apr 20	Nevada	L	6-4
				April 8	Cal State Northridge	W	12-10	*Apr 21	Nevada	L	10-1 (6)
				April 10	New Mexico State	L	9-1 (5)	Apr 24	UTEP	W	6-5
				April 18	#13 Arizona	L	8-1	Apr 24	UTEP	W	4-2
				April 18	#13 Arizona	L	5-0	*May 3	at Fresno State	L	3-0
				*April 20	San Diego State	L	8-3	*May 4	at Fresno State	L	2-1
				*April 21	San Diego State	L	12-6	*May 5	at Fresno State	L	4-0
				*April 22	San Diego State	L	7-0	*May 9	Colorado State	L	3-2
				*April 27	Boise State	L	8-5	*May 10	Colorado State	L	11-5
				*April 28	Boise State	L	8-6	*May 11	Colorado State	L	10-5
				*April 29	Boise State	W	6-5 (8)	! Kajikawa Classic (Arizona State; Tempe, Ariz.)			
				May 1	UTEP	L	10-7	& Hotel Encanto Tournament (NMSU; Las Cruces, N.M.)			
				May 2	UTEP	L	11-8	^ UNM Lobo Classic (Albuquerque, N.M.)			
				May 2	UTEP	W	14-7	\$ Best Western Marina Grand Islander Classic (Texas			
				*May 4	UNLV	L	8-4	A&M Corpus Christi; Corpus Christi, Texas)			
				*May 5	UNLV	W	13-7	@ San Diego Classic I (San Diego & San Diego St.; San			
				*May 6	UNLV	L	7-6 (8)	Diego, Calif.)			
				*May 10	Colorado State	L	8-0 (5)	% Husky Softball Classic (Washington; Seattle, Wash.)			
				*May 10	Colorado State	L	6-5	^ UNM Invitational (Albuquerque, N.M.)			
				*May 11	Colorado State	L	10-5	* Mountain West conference game			

2011

Record: 19-26 | Conference: 5-10 MW

Feb. 12	Utah Valley	W	10-2 (5)	March 25	UT San Antonio	W	8-0	*Apr 6	Boise State	W	6-5
Feb. 12	Utah Valley	W	7-2	March 25	Weber State	W	12-1 (6)	*Apr 7	Boise State	L	13-0 (5)
Feb. 13	Utah Valley	W	8-3	\$March 30	#6 Texas	L	2-1 (9)	*Apr 12	at UNLV	L	8-0 (6)
Feb. 18	Baylor	L	7-2	\$March 31	#6 Texas	L	7-3	*Apr 13	at UNLV	W	10-0 (5)
Feb. 18	Baylor	L	4-0	\$March 31	Tulsa	L	2-1	*Apr 14	at UNLV	L	1-0
Feb. 19	Baylor	L	3-1	\$April 1	#6 Texas	L	5-0	*Apr 19	Nevada	L	9-6
Feb. 25	Northern Colorado	W	11-3 (6)	April 8	Cal State Northridge	W	5-1	*Apr 20	Nevada	L	6-4
Feb. 26	Northern Colorado	W	11-8	April 8	Cal State Northridge	W	12-10	*Apr 21	Nevada	L	10-1 (6)
Feb. 26	Northern Colorado	W	1-0 (8)	April 10	New Mexico State	L	9-1 (5)	Apr 24	UTEP	W	6-5
March 5	#5 Washington	L	7-4 (9)	April 18	#13 Arizona	L	8-1	Apr 24	UTEP	W	4-2
March 5	#5 Washington	L	11-2 (6)	April 18	#13 Arizona	L	5-0	*May 3	at Fresno State	L	3-0
March 6	#5 Washington	L	12-3 (6)	*April 20	San Diego State	L	8-3	*May 4	at Fresno State	L	2-1
March 9	#19 Texas Tech	L	9-6	*April 21	San Diego State	L	12-6	*May 5	at Fresno State	L	4-0
March 9	#19 Texas Tech	L	5-3	*April 22	San Diego State	L	7-0	*May 9	Colorado State	L	3-2
March 11	Florida International	W	10-2 (5)	*April 27	Boise State	L	8-5	*May 10	Colorado State	L	11-5
!March 12	Boston College	W	4-1	*April 28	Boise State	L	8-6	*May 11	Colorado State	L	10-5
!March 12	Florida International	W	9-4	*April 29	Boise State	W	6-5 (8)	! Kajikawa Classic (Arizona State; Tempe, Ariz.)			
!March 13	Boston College	W	6-5 (9)	May 1	UTEP	L	10-7	& Hotel Encanto Tournament (NMSU; Las Cruces, N.M.)			
!March 13	Nevada	L	12-5	May 2	UTEP	L	11-8	^ UNM Lobo Classic (Albuquerque, N.M.)			
March 16	San José State	L	3-1	May 2	UTEP	W	14-7	\$ Best Western Marina Grand Islander Classic (Texas			
March 16	San José State	W	10-0 (6)	*May 4	UNLV	L	8-4	A&M Corpus Christi; Corpus Christi, Texas)			
-March 18	Notre Dame	L	5-0	*May 5	UNLV	W	13-7	@ San Diego Classic I (San Diego & San Diego St.; San			
-March 18	DePaul	W	4-1	*May 6	UNLV	L	7-6 (8)	Diego, Calif.)			
-March 19	#19 Louisiana	L	8-4	*May 10	Colorado State	L	8-0 (5)	% Husky Softball Classic (Washington; Seattle, Wash.)			
-March 20	Pacific	L	15-4 (5)	*May 10	Colorado State	L	6-5	^ UNM Invitational (Albuquerque, N.M.)			
-March 20	#12 Texas	L	3-2	*May 11	Colorado State	L	10-5	* Mountain West conference game			
March 29	UTEP	W	10-4	! Kajikawa Classic (Arizona State; Tempe, Ariz.)				Coach: Erica Beach			
March 29	UTEP	L	10-3	~ UNM Lobo Classic (Albuquerque, N.M.)							
April 4	New Mexico State	W	3-2	^ Cathedral City Classic (Oregon St.) Palm Springs, Calif.							
*April 8	San Diego State	L	8-0 (5)	+UNM Invitational (Albuquerque, N.M.)							
*April 9	UNLV	L	3-1	\$ University of Texas at Austin							
*April 10	UNLV	W	2-1	*Mountain West conference game							
*April 16	Colorado State	W	13-5 (5)	() innings							
*April 17	Colorado State	W	19-6 (5)	Coach: Erica Beach							
April 19	New Mexico State	L	6-0								
*April 21	BYU	L	11-3 (6)								
*April 22	Utah	L	8-0 (5)								
*April 23	Utah	L	5-2								

*April 30	Colorado State	W	13-7	Record: 21-35 Conference: 3-15 MW							
*May 5	Utah	L	5-2	!Feb. 7	Creighton	L	5-1	\$Feb. 16	Tennessee State	L	6-4
*May 6	BYU	L	8-3	!Feb. 7	at #4 Arizona State	L	3-0	!Feb. 21	LIU-Brooklyn	L	4-2
*May 7	BYU	W	3-2	!Feb. 8	Cal Poly	L	3-2	!Feb. 21	Cal State Northridge	L	5-2
*May 12	UNLV	L	2-1	!Feb. 8	San José State	L	9-0 (6)	!Feb. 22	Long Beach State	L	17-0 (6)
*May 13	San Diego State	L	6-3	!Feb. 9	#2 Oklahoma	L	11-1 (5)	!Feb. 23	Cal Poly	L	6-1
*May 14	San Diego State	L	2-1	&Feb. 10	Nebraska	L	11-0 (5)	!Feb. 23	No. 8 UCLA	L	13-0 (5)
! Nevada Classic				&Feb. 10	at New Mexico State	L	3-0	@Feb. 28	Buffalo	W	5-2
- Judi Garmin Classic				^Feb. 15	Hampton	W	11-3 (6)	@Feb. 28	Idaho State	W	11-10
*MW Game				^Feb. 15	Central Michigan	W	4-1	@March 1	Buffalo	W	5-2
Coach: Erica Beach				^Feb. 16	Hampton	L	7-2	@March 2	Idaho State	L	12-9 (6)
				^Feb. 16	Bradley	W	3-1	^March 7	Detroit	W	6-5
				^Feb. 17	IPFW	W	1-0	^March 8	Detroit	W	10-3
				^Feb. 17	Central Michigan	W	4-0 (6)	^March 8	Detroit	W	13-3 (5)
				Feb. 19	at New Mexico State	W	10-9	March 11	UTEP	L	7-6
				\$Feb. 22	Southern	W	6-4	March 11	UTEP	W	9-6
				\$Feb. 23	Auburn	W	2-1	#March 14	at Oklahoma State	L	6-3
				\$Feb. 23	at Texas A&M CC	L	6-5 (8)	#March 14	at Oklahoma State	L	5-0
				\$Feb. 24	Kansas	W	2-1	#March 15	No. 14 South Alabama	L	9-0 (5)
				@Mar 1	Utah State	W	4-2	March 19	at New Mexico State	W	4-3
				@Mar 1	at San Diego	W	2-1 (11)	*March 21	San Diego State	L	11-9

2012

Record: 27-25 | Conference: 2-10 MW

!Feb. 10	#11/16 Oregon	W	7-6	\$Feb. 22	Southern	W	6-4	March 11	UTEP	L	7-6
!Feb. 10	Western Michigan	W	5-4	\$Feb. 23	Auburn	W	2-1	#March 14	at Oklahoma State	L	6-3
!Feb. 11	Idaho State	W	9-8	\$Feb. 23	at Texas A&M CC	L	6-5 (8)	#March 14	at Oklahoma State	L	5-0
!Feb. 11	Northwestern	W	13-5 (5)	\$Feb. 24	Kansas	W	2-1	#March 15	No. 14 South Alabama	L	9-0 (5)
!Feb. 12	Texas State	W	5-3	@Mar 1	Utah State	W	4-2	March 19	at New Mexico State	W	4-3
-Feb. 17	Central Arkansas	W	10-8	@Mar 1	at San Diego	W	2-1 (11)	*March 21	San Diego State	L	11-9

2014

Record: 16-26 | Conference: 7-17 MW

&Feb. 6	at No. 7 Arizona State	L	9-0 (5)
&Feb. 7	No. 24 California	L	8-2
&Feb. 7	Northwestern	L	10-0 (5)
&Feb. 8	UC Riverside	W	11-10
&Feb. 8	Portland State	L	10-0 (5)
\$Feb. 14	at No. 24 Arizona	L	8-0 (5)
\$Feb. 15	Grand Canyon	L	4-2
\$Feb. 15	No. 4 Alabama	L	9-1 (5)
\$Feb. 16	Tennessee State	L	6-4
!Feb. 21	LIU-Brooklyn	L	4-2
!Feb. 21	Cal State Northridge	L	5-2
!Feb. 22	Long Beach State	L	17-0 (6)
!Feb. 23	Cal Poly	L	6-1
!Feb. 23	No. 8 UCLA	L	13-0 (5)
@Feb. 28	Buffalo	W	5-2
@Feb. 28	Idaho State	W	11-10
@March 1	Buffalo	W	5-2
@March 2	Idaho State	L	12-9 (6)
^March 7	Detroit	W	6-5
^March 8	Detroit	W	10-3
^March 8	Detroit	W	13-3 (5)
March 11	UTEP	L	7-6
March 11	UTEP	W	9-6
#March 14	at Oklahoma State	L	6-3
#March 14	at Oklahoma State	L	5-0
#March 15	No. 14 South Alabama	L	9-0 (5)
March 19	at New Mexico State	W	4-3
*March 21	San Diego State	L	11-9

*March 22	San Diego State	L	11-3
*March 23	San Diego State	W	8-6
*March 28	at Nevada	L	13-5 (5)
*March 29	at Nevada	L	8-0 (6)
*March 30	at Nevada	L	3-1
*April 4	Fresno State	W	11-9 (8)
*April 5	Fresno State	L	9-0
*April 6	Fresno State	L	20-0 (5)
*April 11	at San José State	W	9-4 (10)
*April 12	at San José State	L	10-1 (5)
*April 13	at San José State	L	5-0
*April 17	UNLV	W	11-10
*April 18	UNLV	L	10-2 (5)
*April 19	UNLV	L	12-9
*April 22	at Colorado State	L	6-0
*April 22	at Colorado State	W	6-3
*April 23	at Colorado State	L	13-5 (5)
*April 25	Utah State	L	12-11
*April 26	Utah State	W	20-3 (5)
*April 27	Utah State	W	6-4
April 29	New Mexico State	L	14-2 (5)
*May 2	at Boise State	L	7-0
*May 3	at Boise State	L	7-5 (8)
*May 4	at Boise State	L	5-4

& Kajikawa Classic (Tempe, Ariz.)
 \$ Hillenbrand Invitational (Tucson, Ariz.)
 ! Mary Nutter Classic (Palm Springs, Calif.)
 @ New Mexico Invitational (Albuquerque, N.M.)
 ^ UNM Lobo Classic (Albuquerque, N.M.)
 # Cowgirl Classic
 * Mountain West Games
 Coach: Erica Beach

2015

Record: 29-25 | Conference: 13-11 MW

@Feb. 6	Seattle	W	4-3
@Feb. 6	BYU	L	2-0
@Feb. 7	Cal State Northridge	L	5-1
@Feb. 7	San Diego	W	6-4 (9)
@Feb. 8	UC Santa Barbara	W	6-3
!Feb. 13	No. 12 UCLA	L	16-0 (5)
!Feb. 13	Cal State Northridge	L	3-2
!Feb. 14	Utah Valley	L	9-3
!Feb. 14	Indiana	W	9-8
!Feb. 15	Seattle U	L	8-2
%Feb. 19	at Houston	W	2-1
%Feb. 20	Texas A&M-CC	W	6-2
%Feb. 20	Illinois	L	12-4 (6)
%Feb. 21	Illinois	W	12-4
%Feb. 22	Texas A&M-CC	W	6-2
March 3	UTEP	W	7-5
March 3	UTEP	W	7-4
#March 6	Cal State Bakersfield	L	8-7 (8)
#March 7	Rutgers	W	10-5
#March 7	Cal State Bakersfield	W	8-1
#March 8	Rutgers	L	9-6
March 12	Georgia Southern	L	4-2 (9)
March 12	Georgia Southern	L	4-2
\$March 13	Memphis	W	6-1
\$March 13	Marist	W	9-2
\$March 14	Furman	L	7-5
\$March 14	at Charleston	W	7-4
\$March 15	Wisconsin	W	3-1
*March 20	at Utah State	L	4-0
*March 21	at Utah State	W	8-7
*March 22	at Utah State	W	12-2 (6)
March 24	New Mexico State	L	12-6
*March 27	at UNLV	L	6-5
*March 28	at UNLV	W	6-3 (8)
*March 29	at UNLV	W	2-1
*April 2	Nevada	W	4-3
*April 3	Nevada	W	6-5
*April 4	Nevada	L	7-4
*April 7	at Fresno State	L	7-1
*April 8	at Fresno State	L	4-0
*April 8	at Fresno State	L	4-1
*April 10	Colorado State	L	2-0

*April 11	Colorado State	W	4-3
*April 12	Colorado State	W	7-4
April 14	at New Mexico State	L	4-2
*April 24	at San Diego State	W	8-6
*April 25	at San Diego State	L	5-4 (8)
*April 26	at San Diego State	L	10-2 (6)
*May 1	Boise State	W	7-6
*May 2	Boise State	W	7-5
*May 3	Boise State	W	11-3 (5)
*May 7	San José State	L	12-9
*May 8	San José State	W	14-0 (5)
*May 9	San José State	L	8-0 (5)
@	Kajikawa Classic (Tempe, Ariz.)		
!	Wilson DeMarini Desert Classic (Las Vegas, Nev.)		
%	Hilton Houston Plaza Classic (Houston, Texas)		
#	Lobo Classic (Albuquerque, N.M.)		
\$	College of Charleston Classic (Charleston, S.C.)		
*	Mountain West Games		
	Coach: Erica Beach		

2016

Record: 23-27 | Conference: 8-15 MW

@Feb. 12	San Diego	W	2-1
@Feb. 13	Stanford	W	8-4
@Feb. 13	Cal Poly	L	2-0
@Feb. 14	Oregon State	L	11-1 (5)
@Feb. 14	No. 18 Kentucky	L	15-6 (5)
!Feb. 19	Arkansas	L	2-1
!Feb. 19	Loyola Marymount	W	6-5
!Feb. 20	Bethune-Cookman	W	8-4
!Feb. 20	Pacific	W	13-5 (5)
!Feb. 21	No. 23 Texas A&M	L	8-7
%Feb. 26	South Dakota	W	3-2
%Feb. 27	Iowa State	L	6-0
%Feb. 27	Idaho State	W	4-2
%Feb. 28	Idaho State	L	5-4
%Feb. 28	at UC Davis	W	4-3
March 5	Northern Colorado	W	7-3
March 5	Northern Colorado	W	8-3
March 6	Northern Colorado	W	10-1 (5)
March 8	at New Mexico State	L	11-3 (5)
March 15	at UTEP	W	8-2
March 15	at UTEP	W	7-6
#March 18	Arkansas	L	4-3 (8)
#March 18	No. 6 Alabama	L	6-1
#March 19	No. 23 Nebraska	W	6-3
#March 19	DePaul	W	8-6 (10)
#March 20	at Cal State Fullerton	L	2-0
*March 14	Utah State	L	7-4
*March 15	Utah State	W	13-6
*March 16	Utah State	W	4-0
*April 1	at Nevada	L	5-1
*April 2	at Nevada	L	4-0
*April 3	at Nevada	W	3-2
*April 8	No. 23 Fresno State	L	11-5
*April 9	No. 23 Fresno State	L	6-2
*April 10	No. 23 Fresno State	L	11-1 (5)
*April 15	at Colorado State	W	14-3 (6)
*April 15	at Colorado State	W	7-6
*April 22	UNLV	L	13-12
*April 23	UNLV	L	7-6
*April 24	UNLV	L	7-3
*April 29	at Boise State	W	6-3
*April 30	at Boise State	W	7-6
*May 1	at Boise State	L	7-5
*May 4	New Mexico State	L	3-2 (8)
*May 6	San Diego State	L	23-4 (5)
*May 7	San Diego State	L	2-1
*May 8	San Diego State	W	3-2 (10)
*May 12	at San José State	L	4-1
*May 13	at San José State	L	9-0 (6)
*May 14	at San José State	L	5-3
@	Kajikawa Classic (Tempe, Ariz.)		
!	Mary Nutter Classic (Palm Springs, Calif.)		
%	UC Davis Tournament (Davis, Calif.)		
#	Cal State Fullerton Easton Tournament (Fullerton, Calif.)		
*	Mountain West Games		
	Coach: Erica Beach		

2017

Record: 20-30 | Conference: 6-18 MW

&Feb. 10	Seattle	W	5-0
&Feb. 10	UT Arlington	L	5-1
&Feb. 11	St. Mary's	W	4-3
&Feb. 11	Western Michigan	W	4-2
&Feb. 12	UC Riverside	W	1-0
@Feb.17	Missouri State	L	5-3
@Feb.17	Stephen F. Austin	L	5-1
@Feb. 18	Stephen F. Austin	L	3-1
@Feb. 18	at Texas A&M	L	10-1 (5)
@Feb. 19	Missouri State	L	7-6
\$Feb. 24	Texas State	L	1-0
\$Feb. 24	at UTSA	L	1-0
\$Feb. 25	Incarnate Word	W	11-0
\$Feb. 25	at UTSA	W	5-4
\$Feb. 26	Texas State	W	3-2
March 4	Northern Colorado	L	11-3 (5)
March 4	Northern Colorado	W	12-1 (5)
March 5	Northern Colorado	W	9-5
March 8	UTEP	W	7-6
March 8	UTEP	L	7-4
%March 10	Santa Clara	W	10-2 (6)
%March 11	Santa Clara	W	7-3
%March 11	Stony Brook	W	13-12
%March 12	Santa Clara	W	6-1
March 15	at NMSU	L	8-0 (5)
*March 24	at UNLV	W	3-2
*March 25	at UNLV	L	4-2
*March 26	at UNLV	W	5-4
*March 31	Colorado State	L	12-2 (6)
*April 1	Colorado State	W	7-3
*April 2	Colorado State	W	8-6
*April 7	Nevada	L	10-2 (6)
*April 8	Nevada	L	8-2
*April 9	Nevada	W	9-6
*April 13	at San Diego State	L	4-1
*April 14	at San Diego State	L	10-2 (5)
*April 15	at San Diego State	L	8-0 (6)
*April 21	at Utah State	L	9-7
*April 22	at Utah State	W	9-5
*April 23	at Utah State	L	5-2
*April 28	San José State	L	7-6
*April 30	San José State	L	10-1
*April 30	San José State	L	7-1
May 2	New Mexico State	L	7-6
*May 5	at Fresno State	L	5-0
*May 6	at Fresno State	L	10-1 (5)
*May 7	at Fresno State	L	3-1
*May 11	Boise State	L	8-0
*May 12	Boise State	L	5-0
*May 13	Boise State	L	4-1
	& Kajikawa Classic (Tempe, Ariz.)		
@	Texas A&M Tournament (College Station, Texas)		
\$	UTSA Tournament (San Antonio, Texas)		
*	Mountain West Games		
	Coach: Erica Beach		

2018

Record: 14-39 | Conference: 7-17 MW

&Feb. 9	No. 15 Utah	L	17-0 (5)
&Feb. 9	St. Mary's	W	4-1
&Feb. 10	No. 21 Oklahoma St.	L	13-1 (5)
&Feb. 11	No. 3 Oregon	L	14-1 (5)
&Feb. 11	No. 7 Arizona	L	8-0 (5)
@Feb.16	BYU	L	8-1
@Feb. 16	Hawaii	L	5-1
@Feb. 17	UTEP	L	8-0 (5)
@Feb. 17	South Dakota	L	5-2
@Feb. 18	Cal State Northridge	W	5-2
\$Feb. 23	George Washington	L	8-3
\$Feb. 23	at UC Riverside	L	9-1 (6)
\$Feb. 24	Montana	L	4-2
\$Feb. 25	George Washington	L	5-2
\$Feb. 25	at UC Riverside	L	8-1
!March 2	UTSA	L	3-2
!March 2	at Texas Tech	W	14-13 (10)

!March 3	Bowling Green State	L	7-3	*March 30	Nevada	L	11-6	@Feb. 28	at No. 11 Arizona St.	L	11-3 (6)
!March 3	UTSA	L	8-0 (5)	*March 31	Nevada	L	21-1 (5)	\$March 5	at Tulsa	L	7-0
!March 4	at Texas Tech	L	8-1	April 2	at New Mexico State	L	8-0 (6)	\$March 5	at Tulsa	L	3-2
%March 9	St. Mary's	W	5-2	April 2	at New Mexico State	L	11-3 (5)	\$March 6	at No. 9 Oklahoma St.	L	7-2
%March 9	Sacramento State	L	7-5 (8)	*April 5	at Utah State	L	7-6	\$March 6	at No. 9 Oklahoma St.	L	4-1
%March 10	Howard	W	17-1 (5)	*April 6	at Utah State	W	6-3	\$March 7	Omaha	L	7-2
%March 10	St. Mary's	W	3-2	*April 7	at Utah State	L	8-0 (5)	March 12	at Texas Tech	L	7-3
%March 11	Sacramento State	L	15-12 (5)	April 9	UTEP	L	7-1	March 12	at Texas Tech	L	6-0
*March 16	UNLV	W	5-2	*April 18	Boise State	W	7-4	March 13	at Texas Tech	L	1-0
*March 17	UNLV	L	6-0	*April 19	Boise State	L	17-5 (5)	March 19	at No. 10 Texas	L	5-3
*March 18	UNLV	L	9-1 (5)	*April 20	Boise State	L	22-10	March 20	at No. 10 Texas	L	12-0 (5)
March 21	New Mexico State	L	12-7	April 23	New Mexico State	L	10-0 (5)	March 20	at No. 10 Texas	L	8-1
*March 24	at Nevada	L	16-8 (6)	*April 26	at Fresno State	L	9-1 (5)	*March 27	Colorado State	L	3-2
*March 24	at Nevada	W	7-6	*April 27	at Fresno State	L	5-1	*March 27	Colorado State	W	7-6
*March 25	at Nevada	L	21-7 (5)	*April 28	at Fresno State	L	4-0	*March 28	Colorado State	L	8-6
*March 29	Fresno State	W	4-3	*May 3	San José State	L	10-4	*April 2	at Fresno State	L	6-0
*March 30	Fresno State	L	14-4 (5)	*May 4	San José State	L	11-0 (5)	*April 2	at Fresno State	L	9-1 (6)
*March 31	Fresno State	L	10-0 (5)	*May 5	San José State	L	10-0 (6)	*April 3	at Fresno State	L	14-0 (5)
April 3	New Mexico State	W	13-4 (6)	*May 9	at UNLV	L	2-1	*April 10	Nevada	W	12-4 (5)
*April 7	at Colorado State	W	5-3 (10)	*May 10	at UNLV	L	8-0 (6)	*April 10	Nevada	L	8-7
*April 7	at Colorado State	L	8-0 (6)	*May 11	at UNLV	L	2-0	*April 10	Nevada	L	7-0
*April 8	at Colorado State	L	12-4 (5)	& NM State Invitational (Las Cruces, N.M.)				*April 17	at UNLV	L	5-0
April 16	at UTEP	L	7-0	@ Hillenbrand Invitational (Tucson, Ariz.)				*April 17	at UNLV	W	1-0
*April 20	Utah State	L	1-0	\$ Hawaii Invitational (Honolulu, Hawaii)				*April 18	at UNLV	L	4-2
*April 21	Utah State	W	8-5	! Judy Garman Classic (Fullerton, Calif.)				*April 24	Boise State	W	6-4
*April 22	Utah State	L	5-1	% LMU Tournament (Los Angeles, Calif.)				*April 24	Boise State	L	4-3
April 25	at No. 10 Arizona	L	3-1	* Mountain West Games				*April 25	Boise State	W	6-3
*April 27	at San José State	L	3-1	Coach: Paula Congleton				*May 1	at San Diego St.	L	3-0
*April 28	at San José State	L	2-1					*May 1	at San Diego St.	L	11-4
*April 29	at San José State	L	3-1					*May 2	at San Diego St.	L	1-0
*May 4	San Diego State	W	5-2	2020				*May 8	San José State	L	13-5
*May 5	San Diego State	L	7-3	Record: 11-15 Conference: N/A				*May 8	San José State	W	10-2 (5)
*May 6	San Diego State	W	4-1	&Feb. 7	Weber State	L	4-1	*May 9	San José State	W	5-4
*May 10	at Boise State	L	10-0 (5)	&Feb. 7	(RV) Stanford	L	7-6	*May 14	at Utah State	W	9-4
*May 12	at Boise State	L	10-1 (5)	&Feb. 8	(RV) Stanford	W	2-0	*May 14	at Utah State	W	9-3
*May 12	at Boise State	L	6-5	&Feb. 8	at Grand Canyon	W	9-4	*May 15	at Utah State	L	5-4
& Kajikawa Classic (Tempe, Ariz.)				&Feb. 9	at Grand Canyon	L	7-6	& Hillenbrand Invitational (Tucson, Ariz.)			
@ UNLV Desert Classic (Las Vegas, Nev.)				@Feb.14	Northern Colorado	W	12-3 (5)	@ ASU/GCU Tournament (Phoenix/ Tempe, Ariz.)			
\$ UCR Classic (Riverside, Calif.)				@Feb. 15	Northern Colorado	W	8-3	\$ OSU/Tulsa Invitational (Stillwater/Tulsa, Okla.)			
! J. McHaney Classic (Lubbock, Texas)				@Feb. 15	UCSB	W	9-1 (5)	Coach: Paula Congleton			
% Lobo Classic (Albuquerque, N.M.)				@Feb. 16	UCSB	L	7-2				
* Mountain West Games				\$Feb. 20	UC Riverside	W	6-3	2022			
Coach: Paula Congleton				\$Feb. 21	No. 16 Arizona State	L	15-0 (5)	Record: 26-27 Conference: 6-18			
				\$Feb. 22	No. 18 Missouri	L	5-0	&Feb. 11	Oregon State	W	3-2
				\$Feb. 22	San Diego	L	6-5	&Feb. 12	Southern Utah	W	8-0 (6)
				\$Feb. 23	California	L	5-3	&Feb. 13	#2 Alabama	L	8-3
				!Feb. 28	La Salle	W	11-7	&Feb. 13	at #9 Arizona	L	1-0
				!Feb. 28	Northern Colorado	L	6-5	@Feb. 18	Ohio	W	4-2
				!Feb. 29	La Salle	W	13-5 (5)	@Feb. 18	at Lamar	W	2-1
				!Feb. 29	South Dakota	W	7-6 (8)	@Feb. 19	at Lamar	W	6-4 (12)
				!March 1	Northern Colorado	L	8-4	@Feb. 19	Creighton	L	5-2
				!March 1	South Dakota	W	6-4	@Feb. 20	Ohio	W	9-1 (5)
				%March 6	Texas Southern	L	3-0	\$Feb. 24	UTEP	W	5-4
				%March 7	Texas Southern	W	8-0 (6)	\$Feb. 25	North Dakota State	W	6-4
				%March 7	Liberty	L	7-2	\$Feb. 26	Buffalo	W	6-2
				%March 8	at No. 3 Texas	L	7-0	\$Feb. 27	Tarleton	W	8-0 (5)
				%March 8	Liberty	L	11-3 (5)	!March 3	at UC Santa Barbara	W	3-1
				March 11	at New Mexico State	L	4-3	!March 3	at UC Santa Barbara	W	11-7
				& GCU Kickoff Tournament (Phoenix, Ariz.)				!March 4	Wagner College	W	5-2
				@ Susan Craig Classic (Albuquerque, N.M.)				!March 4	Santa Clara	W	7-6
				\$ Mary Nutter Classic (Cathedral City, Calif.)				!March 5	Santa Clara	W	3-0
				! Lobo Classic (Albuquerque, N.M.)				March 8	New Mexico State	L	12-8
				% Longhorn Invitational (Austin, Texas)				March 8	New Mexico State	L	8-5
				*Season shortened due to Coronavirus				%March 11	Southern Utah	W	5-3
				Coach: Paula Congleton				%March 11	at Dixie State	W	7-6
								%March 12	Wisconsin	L	3-1
				2021				%March 12	Maine	W	10-2
				Record: 10-36 Conference: 9-15				%March 13	Wisconsin	L	6-3
				&Feb. 19	Seattle	L	8-0 (6)	*March 18	at San José State	W	2-1 (8)
				&Feb. 19	at No. 4 Arizona	L	5-2	*March 19	at San José State	L	8-0 (6)
				&Feb. 20	Southern Utah	W	11-3 (6)	*March 20	at San José State	L	4-3 (11)
				&Feb. 20	at No. 4 Arizona	L	12-0 (5)	March 22	at New Mexico State	W	13-4
				&Feb. 21	Seattle	L	9-5	*March 25	Utah State	L	5-4
				&Feb. 21	Southern Utah	L	4-1	*March 26	Utah State	L	4-2
				@Feb. 26	No. 2 Oklahoma	L	8-0 (6)	*March 27	Utah State	L	13-4
				@Feb. 26	at No. 11 Arizona St.	L	13-1 (5)	March 31	at BYU	W	8-3
				@Feb. 27	No. 2 Oklahoma	L	33-4 (5)	March 31	at BYU	L	12-1 (5)
				@Feb. 27	at Grand Canyon	L	10-0 (6)	April 1	at BYU	L	17-1 (5)

*April 8	at Colorado State	L	5-2
*April 9	at Colorado State	W	4-2
*April 10	at Colorado State	L	8-0 (5)
*April 14	Fresno State	L	7-6 (8)
*April 15	Fresno State	W	6-5
*April 16	Fresno State	W	4-1
*April 22	at Nevada	L	7-3
*April 23	at Nevada	L	6-5
*April 24	at Nevada	W	6-3
*April 29	UNLV	L	11-1 (5)
*April 30	UNLV	L	16-6 (6)
*May 1	UNLV	L	5-0
*May 6	at Boise State	L	13-4 (5)
*May 6	at Boise State	L	8-0 (5)
*May 8	at Boise State	L	7-2
*May 12	San Diego State	L	7-1
*May 13	San Diego State	L	12-3 (5)
*May 14	San Diego State	W	4-3

& Candrea Classic (Tucson, Ariz.)

@ Cardinal Classic (Beaumont, Texas)

\$ Lobo Classic (Albuquerque, N.M.)

! South Coast Invitational (Santa Barbara, Calif.)

% Dixie State Tournament (St. George, Utah)

Coach: Paula Congleton

ALL-TIME RESULTS

School	WON	LOST	TIE	School	WON	LOST	TIE	School	WON	LOST	TIE
Adams State	16	0		Liberty	2	2		Southwest College	4	0	
Adelphi	1	1		Lipscomb	1	0		SW Missouri/Missouri St.	2	7	
Alabama	0	6		LIU-Brooklyn	0	1		Southwest Texas	1	0	
Arizona	4	43		Long Beach State	1	6		St. Mary's	5	0	
Arizona State	5	39		Louisiana	0	2		Stanford	3	3	
Arkansas	0	2		Louisiana Monroe	1	1		Stephen F. Austin	4	4	
Auburn	3	0		Louisiana State	0	1		Stetson	2	0	
Baylor	6	12		Louisiana Tech	3	3		Stony Brook	1	0	
Bethune-Cookman	3	0		Louisville	1	0		Syracuse	3	2	
Boise State	11	19		Loyola Marymount	1	3		Tarleton	1	0	
Boston College	2	0		Loyola-Chicago	3	0		Temple	1	0	
Boston University	1	0		Maine	1	0		Tennessee	0	1	
Bowling Green State	0	1		Marist	1	0		Tennessee Tech	2	0	
Bradley	4	0		Massachusetts	1	0		Tennessee State	0	1	
Brown	2	0		McNeese	4	0		Texas	0	9	
Bryant	1	0		Memphis	1	0		Texas A&M	6	17	
Buffalo	3	0		Mercer	1	0		Texas A&M- Corpus Christi	6	2	
Butler	2	0		Mesa	2	1		Texas Southern	1	1	
BYU	17	41		Metro State	1	0		Texas State	3	6	
California	1	5		Michigan	4	8		Texas Tech	28	26	
Cal Poly Pomona	1	6		Michigan State	3	2		Texas Wesleyan	1	0	
Cal Poly San Luis Obispo	0	5		Middle Tennessee	2	0		Texas Women's University	1	5	
Cal State Bakersfield	4	1		Minnesota	12	5		Toledo	1	1	
Cal State Fullerton	4	16		Mississippi	5	2		Tulsa	8	8	
Cal State Northridge	7	20		Mississippi State	0	2		UC Davis	2	0	
Canisius	1	1		Missouri	2	8		UCLA	1	10	
Centenary	1	4		Montana	0	1		UC Riverside	6	2	
Central Arizona	1	2		Morehead State	1	0		UC Santa Barbara	6	4	
Central Arkansas	2	0		Nebraska	9	8		UM-Kansas City	1	0	
Central Michigan	7	3		Nevada	7	22		UNLV	33	59	
Charleston	1	0		New Mexico Highlands	30	0		USIU	0	1	
Colorado State	61	69		New Mexico State	84	70		UT Arlington	9	8	
Columbia	3	0		Nicholls	3	0		UT- San Antonio	4	5	
Connecticut	1	3	1	North Carolina	4	0		Utah	39	77	1
Creighton	13	15		North Dakota	4	0		Utah State	29	27	
DePaul	5	4		North Dakota State	2	0		Utah Valley	9	2	
Detroit	3	0		North Texas	1	3		UTEP	17	12	
Dixie State	1	0		Northeast Louisiana*	3	2		Virginia	4	2	
Drake	2	2		Northern Arizona	12	0		Wagner College	1	0	
Eastern Arizona	1	0		Northern Colorado	33	15		Washington	1	9	
Eastern Illinois	1	0		Northern Illinois	1	0		Weber State	5	10	
Eastern Michigan	5	1		Northern Iowa	1	1		West Texas	4	0	
Eastern New Mexico	7	0		Northwestern	2	7		Western Carolina	1	0	
Eastern Oklahoma	1	0		Northwestern State	1	0		Western Illinois	1	1	
Evansville	2	1		Notre Dame	1	2		Western Kentucky	1	0	
Florida	0	2		Ohio	2	0		Western Michigan	6	4	
Florida International	2	0		Ohio State	2	1		Western New Mexico	6	1	
Florida State	0	2		Oklahoma	5	15		Wichita State	6	9	
Fordham	0	1		Oklahoma City	4	1		Wisconsin	1	4	
Fresno State	9	52		Oklahoma State	7	25		Wright State	2	0	
Furman	3	1		Omaha	0	1		Wyoming	7	5	
George Washington	0	2		Oregon	3	6					
Georgetown	2	0		Oregon State	6	11					*Now called Louisiana Monroe
Georgia Southern	0	2		Pacific	4	5					
Georgia Tech	1	2		Penn State	4	1					
Glendale	2	0		Phoenix	0	1					
Grand Canyon	1	3		PIMA	4	0					
Hampton	1	1		Portland State	5	1					
Harvard	2	1		Purdue	1	3					
Hawaii	7	16		Rutgers	1	1					
Houston	1	0		Sacramento State	6	17					
Howard	1	0		Sam Houston	2	0					
Idaho State	9	4		San Diego	3	1					
Illinois	2	3		San Diego State	36	80					
Illinois State	3	1		San Francisco	0	2					
Illinois-Chicago	4	1		San José State	19	26					
Incarinate Word	1	0		Santa Clara	9	2					
Indiana	4	2	1	Seattle	8	6					
Indiana State	2	3		South Alabama	0	1					
Iowa	4	4		South Carolina	1	2					
Iowa State	7	10		South Dakota	3	1					
IPFW	1	0		South Dakota State	2	0					
Kansas	5	17		South Florida	3	7					
Kansas State	0	1		Southern California	1	0					
Kent State	1	0		Southern Illinois	2	1					
Kentucky	1	1		Southern Mississippi	0	2					
Lamar	2	0		Southern New Mexico	28	3					
La Salle	2	0		Southern Utah	1	0					

ALL-TIME SERIES vs. OPPONENTS

ADAMS STATE

Series Record: 16-0

2/26/87	W	4-3
2/26/87	W	7-0
2/20/88	W	8-1
2/20/88	W	7-0
3/16/88	W	8-1 (5)
3/16/88	W	7-0 (5)
2/22/92	W	7-0 (6)
2/22/92	W	9-0 (5)
2/20/93	W	10-0 (5)
2/20/93	W	11-0 (5)
2/8/96	W	11-0
2/11/96	W	8-3
2/11/96	W	8-0
2/8/97	W	6-1
2/8/97	W	12-2 (6)
2/8/98	W	17-0

ADELPHI

Series Record: 1-1

3/18/89	L	10-5 (9)
3/15/90	W	7-4

ALABAMA

Series Record: 0-6

3/28/98	L	5-0
2/15/08	L	10-2 (5) No. 2
2/15/14	L	9-1 (5) No. 4
3/18/16	L	6-1 No. 6
2/15/19	L	1-0 No. 7
2/13/22	L	8-3 No. 2

ARIZONA

Series Record: 4-43

3/18/78	L	10-3
3/18/78	L	6-3
3/23/78	L	8-4
4/10/78	W	1-0
4/15/78	W	6-4
3/14/79	L	4-2
3/23/79	L	8-0
4/20/79	L	9-3
4/20/79	L	8-1
3/13/80	W	4-3
4/26/87	L	6-0
3/2/89	L	1-0
3/1/90	L	4-3
4/27/90	L	5-0
4/27/90	W	2-1
3/5/92	L	12-0 (6)
3/10/92	L	5-0
3/10/92	L	5-3
2/27/94	L	5-1
2/27/94	L	7-5
3/4/95	L	11-0 (5)
3/5/95	L	8-0 (5)
2/19/00	L	17-1
2/24/03	L	8-0
3/7/03	L	9-0
2/6/04	L	12-0 (5) No. 2
2/8/04	L	11-0 (5) No. 2
2/12/06	L	9-1 (5) No. 5

3/24/07	L	13-0 (5) No. 5
3/24/07	L	8-0 (5) No. 5
3/25/07	L	11-3 (6) No. 5
3/14/08	L	8-1 No. 8
3/15/08	L	8-0 (5) No. 8
3/13/09	L	9-1 (5) No. 12
3/20/10	L	9-3 No. 2
3/26/10	L	8-0 No. 4
3/27/10	L	10-2 No. 4
3/28/10	L	14-0 No. 4
4/18/12	L	8-1 No. 13
4/18/12	L	5-0 No. 13
2/14/14	L	8-0 (5) No. 24
2/11/18	L	8-0 (5) No. 7
4/25/18	L	3-1 No. 10
2/16/19	L	15-1 (5) No. 9
2/19/21	L	5-2 No. 4
2/20/21	L	12-0 (5) No. 4
2/13/22	L	1-0 No. 9

ARIZONA STATE

Series Record: 5-39

3/1/78	L	2-0
3/15/78	L	2-1
4/9/78	L	2-0
4/14/78	L	5-0
5/7/78	L	6-1
4/20/79	L	3-0
4/20/79	L	3-0
3/1/80	L	2-0
3/1/80	L	2-0
3/12/81	L	3-0
3/6/82	L	6-0
4/16/82	L	5-2
4/19/85	L	2-1
3/7/86	L	2-1
4/5/86	L	2-0
4/5/86	W	3-2
4/26/87	L	4-2
3/3/88	L	2-0 (8)
4/30/88	L	8-1
3/23/90	L	4-1
3/2/91	W	2-0
3/11/92	W	5-0
3/11/92	L	2-0
3/19/93	L	1-0
3/21/93	L	5-2
3/25/95	W	7-5
3/26/95	L	4-3
3/22/96	L	8-1
3/15/97	L	6-0
3/20/98	L	3-2
3/21/98	L	2-1
3/15/02	L	5-3
3/22/02	L	6-2
3/22/02	L	4-3
2/13/04	W	8-6 No. 20
2/11/06	L	3-2
2/9/07	L	3-0 No. 5
3/22/08	L	4-2 No. 1
3/12/09	L	6-3 No. 6
2/7/13	L	3-0 No. 4
2/6/14	L	9-0 (5) No. 7
2/21/20	L	15-0 (5) No. 16

2/26/21	L	13-1 (5) No. 11
2/28/21	L	11-3 (6) No. 11

ARKANSAS

Series Record: 0-2

2/19/16	L	2-1
3/18/16	L	4-3 (8)

AUBURN

Series Record: 3-0

2/20/99	W	3-0
2/21/99	W	10-1
2/23/13	W	2-1

BAYLOR

Series Record: 6-12

3/9/83	W	4-3
4/8/83	W	2-1
3/15/85	W	2-0
3/28/85	W	3-1
3/3/88	W	9-2
3/11/88	W	8-3
2/16/96	L	4-3
2/28/97	L	5-4
2/13/98	L	5-2
2/28/03	L	5-1
2/13/09	L	5-0
3/5/10	L	8-0 No. 25
3/5/10	L	7-3 No. 25
3/6/10	L	17-4 No. 25
3/6/10	L	5-4 No. 25
2/18/11	L	7-2
2/18/11	L	4-0
2/19/11	L	3-1

BETHUNE-COOKMAN

Series Record: 3-0

3/16/99	W	8-0
3/16/99	W	3-0
2/20/16	W	8-4

BOISE STATE

Series Record: 11-19

4/27/12	L	8-5
4/28/12	L	8-6
4/29/12	W	6-5 (8)
4/5/13	W	7-6
4/6/13	W	6-5
4/7/13	L	13-0 (5)
5/2/14	L	7-0
5/3/14	L	7-5 (8)
5/4/14	L	5-4
5/1/15	W	7-6
5/2/15	W	7-5
5/3/15	W	11-3 (5)
4/29/16	W	6-3
4/30/16	W	7-6
5/1/16	L	7-5
5/11/17	L	8-0
5/12/17	L	5-0
5/13/17	L	4-1
5/10/18	L	10-0 (5)
5/11/18	L	10-1 (5)
5/12/18	L	6-5

4/18/19	W	7-4
4/19/19	L	17-5 (5)
4/20/19	L	22-10
4/24/21	W	6-4
4/24/21	L	4-3
4/25/21	W	6-3
5/6/22	L	13-4 (5)
5/6/22	L	8-0 (5)
5/8/22	L	7-2

Series Notes

Last win	4/25/21 (6-3)
Last loss	5/8/22 (7-2)
Last home win	4/25/21 (6-3)
Last home loss	4/24/21 (4-3)
Last road win	4/30/16 (7-6)
Last road loss	5/8/22 (7-2)
Last season sweep	2015
Last season swept	2022
Last series win	2021
Last five games	1-4
Last 10 games	3-7
Last shutout win	N/A
Last shutout loss	5/6/22 (8-0/5)
Longest win streak	5 (5/1/15-4/30/16)
Longest losing streak	7 (5/1/16-5/2/18)
UNM in five innings	1-6
UNM in extra innings	1-1

BOSTON COLLEGE

Series Record: 2-0

3/12/11	W	4-1
3/13/11	W	6-5 (9)

BOSTON UNIVERSITY

Series Record: 1-0

2/24/02	W	1-0
---------	---	-----

BOWLING GREEN STATE

Series Record: 0-1

3/3/18	L	7-3
--------	---	-----

BRADLEY

Series Record: 4-0

3/16/90	W	6-0
3/14/10	W	14-5
2/16/13	W	3-1
3/8/13	W	7-1

BROWN

Series Record: 2-0

3/23/01	W	11-2
3/25/01	W	8-0

BRYANT

Series Record: 1-0

2/17/12	W	15-1 (5)
---------	---	----------

BUFFALO

Series Record: 3-0

2/28/14	W	5-2
3/1/14	W	5-2
2/26/22	W	6-2

BUTLER

Series Record: 2-0

3/28/98	W	6-1
2/27/99	W	13-0

BYU

Series Record: 17-41

3/7/85	W	5-0
3/8/86	W	6-0
3/5/87	W	5-0
4/7/00	W	5-0
4/7/00	W	9-3
4/29/00	L	4-3
4/29/00	L	6-2
3/31/01	L	4-1
3/31/01	W	4-3
4/21/01	W	2-0
4/21/01	L	7-0
5/10/01	L	4-3
4/6/02	W	7-6
4/6/02	L	6-0
5/4/02	W	8-7
5/4/02	W	6-2
5/9/02	W	4-1
3/22/03	L	3-2
4/10/03	W	4-2
4/10/03	L	5-2
4/25/03	L	7-1
4/25/03	W	4-3
4/17/04	L	2-1
4/30/04	L	7-4
4/30/04	L	4-0
5/14/04	W	1-0
4/16/05	L	4-1
4/16/05	L	7-6
4/28/05	L	4-0
4/28/05	L	9-7
5/13/05	L	2-1
4/13/06	L	11-1 (5)
4/13/06	L	12-10 (8)
4/29/06	L	9-8
4/29/06	L	16-1 (5)
4/20/07	L	7-4
4/21/07	L	6-5
5/3/07	L	4-1
5/3/07	L	7-4
4/3/08	W	3-1
4/3/08	L	9-5
5/9/08	L	4-0
5/10/08	L	8-4
4/3/09	L	13-4 (6)
4/4/09	L	10-3
5/7/09	L	6-3
4/15/10	L	10-5
4/30/10	L	11-6
5/1/10	L	6-1
4/21/11	L	11-3 (6)
5/6/11	L	8-3
5/7/11	W	3-2
3/2/13	L	6-1
2/6/15	L	2-0
2/16/18	L	8-1
3/31/22	W	8-3
3/31/22	L	12-1 (5)
4/1/22	L	17-1 (5)

CALIFORNIA

Series Record: 1-5

3/26/81	W	1-0
3/17/89	L	3-1
2/21/97	L	6-4
3/3/01	L	3-1
2/7/14	L	8-2 No. 24
2/23/20	L	5-3

CAL POLY POMONA

Series Record: 1-6

4/20/80	L	1-0 (8)
5/22/80	L	3-1
3/14/81	L	2-1
3/4/82	L	7-2
3/25/83	L	4-0
3/9/91	L	2-1 (17)
3/13/92	W	3-2

CAL POLY SLO

Series Record: 0-5

2/19/06	L	10-4
2/26/12	L	4-2
2/8/13	L	3-2
2/23/14	L	6-1
2/13/16	L	2-0

CAL STATE BAKERSFIELD

Series Record: 4-1

3/13/92	W	2-1
3/2/12	W	8-0 (6)
3/3/12	W	18-11
3/6/15	L	8-7 (8)
3/7/15	W	8-1

CAL STATE FULLERTON

Series Record: 4-16

4/17/83	L	5-1
4/17/83	L	4-3
5/13/83	L	6-0
5/14/83	W	4-0
5/15/83	L	6-0
3/8/91	L	5-1
3/8/91	W	2-0
3/15/95	L	3-0
3/16/95	L	7-2
3/13/96	L	3-1
2/5/00	L	9-5
2/5/00	L	3-2
2/3/01	L	10-2
2/3/01	W	11-2
3/16/02	L	9-0
3/20/08	L	4-3
2/24/12	W	5-4
3/20/16	L	2-0
2/15/19	L	6-2
3/3/19	L	19-1 (5)

CAL STATE NORTHRIDGE

Series Record: 7-20

3/14/92	L	1-0
3/14/93	L	4-0
3/14/93	L	2-1
5/1/93	L	4-0

5/1/93	L	10-1
4/8/94	W	2-1
4/8/94	L	10-0 (5)
4/30/94	L	5-1
4/30/94	L	7-1
3/31/95	L	2-0
3/31/95	L	7-3
4/29/95	L	6-0
4/29/95	L	7-0
3/15/96	W	7-1
3/15/96	L	1-0
4/20/96	L	4-3
4/20/96	L	12-4
2/15/02	W	1-0
2/15/03	L	10-1
2/7/04	W	6-2
2/10/06	L	15-7 (8)
4/8/12	W	5-1
4/8/12	W	12-10
2/21/14	L	5-2
2/7/15	L	5-1
2/13/15	L	3-2
2/18/18	W	5-2

CANISIUS

Series Record: 1-1

3/18/00	L	2-1
2/22/19	W	10-0 (5)

CENTENARY

Series Record: 1-4

3/24/01	W	3-0
3/13/04	L	6-1
3/13/04	L	3-2
3/4/05	L	4-3
3/3/07	L	3-2

CENTRAL ARIZONA

Series Record: 1-2

4/7/78	W	11-4
3/8/84	L	4-0
3/8/85	L	2-0

CENTRAL ARKANSAS

Series Record: 2-0

2/17/12	W	10-8
2/18/12	W	5-3

CENTRAL MICHIGAN

Series Record: 7-3

3/16/85	W	1-0 (8)
3/28/87	W	2-0 (10)
3/23/90	W	2-1
3/2/92	W	4-0
3/2/92	L	3-1
3/22/96	L	5-4
3/24/96	W	4-2
2/18/06	L	6-2
2/15/13	W	4-1
2/17/13	W	4-0 (6)

CHARLESTON

Series Record: 1-0

3/14/15	W	7-4
---------	---	-----

COLORADO STATE

Series Record: 61-69

4/29/78	W	10-4
4/26/79	W	13-1
4/26/79	W	4-2
4/27/84	W	2-0
4/27/84	W	5-3
4/6/85	W	3-0
4/6/85	L	1-0
3/22/86	W	4-1
3/27/86	W	2-0
4/25/86	W	1-0
4/25/86	W	4-2
4/4/87	W	2-1
4/4/87	W	4-0
4/7/88	W	9-3
4/7/88	L	3-2
4/8/89	L	1-0
4/8/89	W	5-1
3/1/90	L	6-1
4/14/90	L	1-0
4/14/90	L	9-1
4/13/91	W	7-3
4/13/91	W	1-0
4/17/92	W	1-0
4/17/92	W	3-1 (8)
5/10/92	W	1-0
4/16/94	L	1-0
4/16/94	W	15-0 (5)
4/17/94	W	9-5
4/17/94	W	8-2
5/7/94	L	5-2
5/7/94	W	7-1
5/8/94	W	18-6 (5)
5/8/94	W	9-1 (6)
4/15/95	L	4-0
4/15/95	L	10-0 (6)
4/16/95	L	6-5
5/12/95	L	5-3
5/12/95	W	3-0
3/30/96	L	4-1
3/31/96	W	5-3
5/10/96	L	3-1
5/10/96	L	11-1
4/5/97	L	5-3
4/4/97	L	4-1
4/13/97	L	5-3
4/13/97	L	11-2
3/6/98	W	6-0
3/6/98	L	9-3
4/17/98	L	5-4
4/17/98	W	7-4
5/8/99	W	5-2
5/8/99	W	2-1
5/9/99	W	3-2
4/1/00	W	7-2
4/1/00	W	7-2
4/22/00	W	5-2
4/22/00	W	4-3
5/13/00	W	3-2
4/7/01	W	2-1
4/7/01	W	11-0
4/28/01	L	3-0
4/28/01	L	4-2

5/10/01	W	2-0
3/30/02	L	11-1
3/30/02	W	2-1
4/20/02	W	7-1
5/10/02	L	5-3
4/5/03	L	1-0
4/5/03	L	6-3
4/30/03	L	4-0
4/30/03	L	8-2
5/8/04	L	2-1
5/8/04	L	3-1
5/9/04	L	8-0
5/9/04	L	6-4
2/9/05	L	6-5
4/9/05	L	5-4
4/9/05	L	4-1
4/23/05	L	5-0
4/23/05	L	5-2
4/1/06	L	12-7
4/1/06	L	9-3
5/6/06	W	3-2
5/6/06	L	6-1
5/11/07	W	10-8
5/11/07	L	9-8
5/12/07	L	6-5 (8)
5/12/07	L	11-0 (5)
4/12/08	W	15-4 (5)
4/13/08	W	4-1
4/27/08	W	8-2 (8)
4/27/08	L	11-1 (5)
4/19/09	L	2-1
4/19/09	L	4-3 (9)
5/2/09	W	6-4
4/24/10	L	2-1
4/25/10	L	9-5
5/8/10	L	4-1
4/16/11	W	13-5 (5)
4/17/11	W	19-6 (5)
4/30/11	W	13-7
5/10/12	L	8-0 (5)
5/10/12	L	6-5
5/11/12	L	10-5
5/9/13	L	3-2
5/10/13	L	11-5
5/11/13	L	10-5
4/22/14	L	6-0
4/22/14	W	6-3
4/23/14	L	13-5 (5)
4/10/15	L	2-0
4/11/15	W	4-3
4/12/15	W	7-4
4/15/16	W	14-3 (6)
4/15/16	W	7-6
3/31/17	L	12-2 (6)
4/1/17	W	7-3
4/2/17	W	8-6
4/7/18	W	5-3 (10)
4/7/18	L	8-0 (6)
4/8/18	L	12-4 (5)
3/22/19	L	9-7
3/23/19	L	9-1 (5)
3/24/19	L	16-3 (5)
3/27/21	L	3-2
3/27/21	W	7-6

3/28/21	L	8-6
4/8/22	L	5-2
4/9/22	W	4-2
4/10/22	L	8-0 (5)

Series Notes

Last win	4/9/22 (4-2)
Last loss	4/10/22 (8-0/5)
Last home win	3/27/21 (7-6)
Last home loss	3/28/21 (8-6)
Last road win	4/9/22 (4-2)
Last road loss	4/10/22 (8-0/5)
Last season sweep	2016
Last season swept	2019
Last series win	2017
Last five games	2-3
Last 10 games	2-8
Last shutout win	5/10/01 (2-0)
Last shutout loss	4/10/22 (8-0/5)
Longest win streak	11 (4/17/98-4/7/01)
Longest losing streak	16 (5/10/02-4/1/06)

COLUMBIA

Series Record: 3-0

3/8/03	W	5-1
3/5/04	W	2-1
3/6/04	W	5-4

CONNECTICUT

Series Record: 1-3-1

3/14/90	L	6-0
3/14/90	L	4-0
3/15/03	T	1-1
3/22/03	W	2-1
3/3/19	L	2-1

CREIGHTON

Series Record: 13-15

3/14/80	W	3-2
3/9/81	W	2-0
3/9/81	L	7-0
3/12/86	L	2-1 (10)
3/12/86	W	2-0
5/9/86	W	1-0
5/10/86	L	3-0
4/3/87	L	5-2
4/3/87	L	7-4
4/7/89	L	4-3
4/7/89	W	4-3 (8)
5/11/89	L	4-1
4/12/90	L	2-0
4/12/90	W	1-0
5/11/90	W	8-1
5/12/90	L	2-0
5/12/90	L	4-3 (9)
4/11/91	W	8-2
4/11/91	W	2-1
5/11/91	L	1-0
3/15/92	L	3-0
4/18/93	W	1-0
4/18/93	L	1-0
3/26/93	W	1-0
2/22/04	W	2-1
2/7/13	L	5-1
2/9/19	W	8-0 (5)
2/19/22	L	5-2

DEPAUL

Series Record: 5-4

3/14/92	W	3-2
2/25/95	W	6-0
2/25/95	L	8-5
3/14/02	L	7-1
3/14/09	W	1-0 No. 20
3/18/11	W	4-1
3/19/16	W	8-6 (10)
2/21/19	L	9-5
2/23/19	L	4-2

DETROIT

Series Record: 3-0

3/7/14	W	6-5
3/8/14	W	10-3
3/8/14	W	13-3 (5)

DIXIE STATE

Series Record: 1-0

3/11/22	W	7-6
---------	---	-----

DRAKE

Series Record: 2-2

2/22/03	L	3-2
3/9/07	W	5-4
3/10/07	W	8-4
2/20/09	L	7-5

EASTERN ARIZONA

Series Record: 1-0

3/12/83	W	10-0 (5)
---------	---	----------

EASTERN ILLINOIS

Series Record: 1-0

3/17/01	W	8-0
---------	---	-----

EASTERN MICHIGAN

Series Record: 5-1

3/14/89	W	4-1
3/14/89	W	2-1 (8)
3/1/91	W	7-5
3/4/91	L	2-0
3/4/91	W	4-3
3/1/03	W	7-4

EASTERN NEW MEXICO

Series Record: 7-0

3/12/90	W	7-2
3/12/90	W	6-3
2/6/98	W	15-1
2/5/99	W	7-0
2/5/99	W	10-0
4/6/04	W	1-0
3/27/07	W	19-2(5)

EASTERN OKLAHOMA

Series Record: 1-0

3/21/80	W	3-2 (8)
---------	---	---------

EVANSVILLE

Series Record: 2-1

2/9/08	W	4-1
2/9/08	L	10-4

2/10/08	W	9-1 (5)
---------	---	---------

FLORIDA

Series Record: 0-2

2/11/07	L	5-0
2/28/19	L	1-0 (8) No. 3

FLORIDA INTERNATIONAL

Series Record: 2-0

3/11/11	W	10-2 (5)
3/12/11	W	9-4

FLORIDA STATE

Series Record: 0-2

3/31/85	L	3-2 (10)
3/11/89	L	3-2

FORDHAM

Series Record: 0-1

3/17/00	L	2-0
---------	---	-----

FRESNO STATE

Series Record: 9-52

3/14/81	W	2-1
3/2/90	L	3-1
2/28/91	L	15-4
4/4/93	W	5-3 (11)
4/4/93	W	1-0
5/15/93	W	2-1
5/15/93	L	10-0 (6)
3/18/94	L	4-0
3/18/94	L	4-2
4/23/94	L	5-0
4/23/94	L	6-1
3/18/95	L	10-0 (5)
3/18/95	L	4-3
4/21/95	L	11-2
4/21/95	L	7-4
4/12/96	L	8-1
4/12/96	L	4-0
4/27/96	L	7-0
4/27/96	L	4-1
3/29/97	L	1-0
3/29/97	L	4-0
4/17/97	L	3-0
4/19/97	W	3-1
4/5/98	L	9-0
4/5/98	L	5-3
4/25/98	L	2-1
4/25/98	L	3-2
3/26/99	L	6-1
3/27/99	L	5-1
3/27/99	L	4-1
2/18/01	L	4-0
2/16/03	L	10-0
2/10/07	L	8-1 No. 21
3/21/10	L	8-2
5/3/13	L	3-0
5/4/13	L	2-1
5/5/13	L	4-0
4/4/14	W	11-9 (8)
4/5/14	L	9-0
4/6/14	L	20-0 (5)
4/7/15	L	7-1

4/8/15	L	4-0
4/8/15	L	4-1
4/8/16	L	11-5 No. 23
4/9/16	L	6-2
4/9/16	L	11-1 (5) No. 23
5/5/17	L	5-0
5/6/17	L	10-1 (5)
5/7/17	L	3-1
3/29/18	W	4-3
3/30/18	L	14-4 (5)
3/31/18	L	10-0 (5)
4/26/19	L	9-1 (5)
4/27/19	L	5-1
4/28/19	L	4-0
4/2/21	L	6-0
4/2/21	L	9-1 (6)
4/3/21	L	14-0 (5)
4/14/22	L	7-6 (8)
4/15/22	W	6-5
4/16/22	W	4-1

Series Notes

Last win	4/16/22 (4-1)
Last loss	4/14/22 (7-6/8)
Last home win	4/16/22 (4-1)
Last home loss	4/14/22 (7-6/8)
Last road win	5/15/93 (2-1)
Last road loss	4/3/21 (14-0/5)
Last season sweep	NA
Last season swept	2021
Last series win	2022
Last five games	2-3
Last 10 games	2-8
Last shutout win	NA
Last shutout loss	4/3/21 (14-0/5)
Longest win streak	3 (4/4/93-5/15/93)
Longest losing streak	16 (5/15/93-4/17/97)

FURMAN

Series Record: 3-1

2/24/94	W	1-0
2/24/94	W	7-1
3/2/97	W	11-1
3/14/15	L	7-5

GEORGE WASHINGTON

Series Record: 0-2

2/23/18	L	8-3
2/25/18	L	5-2

GEORGETOWN

Series Record: 2-0

3/7/08	W	6-5
3/8/08	W	5-4

GEORGIA SOUTHERN

Series Record: 0-2

3/12/15	L	4-2 (9)
3/12/15	L	4-2

GEORGIA TECH

Series Record: 1-2

3/2/07	L	11-3 (6) No. 21
2/15/08	W	1-0
2/16/08	L	6-0

GLENDALE

Series Record: 2-0

4/10/78	W	1-0
3/29/79	W	11-3

GRAND CANYON

Series Record: 1-3

2/15/14	L	4-2
2/8/20	W	9-4
2/9/20	L	7-6
2/27/21	L	10-0 (6)

HAMPTON

Series Record: 1-1

2/15/13	W	11-3 (6)
2/16/13	L	7-2 (8)

HARVARD

Series Record: 2-1

3/3/01	W	9-0
3/26/04	W	10-4
3/27/04	L	8-0 (5)

HAWAII

Series Record: 7-16

3/12/91	W	2-1
3/13/91	L	4-1
3/13/91	L	1-0
3/28/92	L	4-3
2/25/93	W	3-2
3/20/93	L	2-1
3/26/97	L	10-7
3/26/97	L	10-2
4/30/97	W	12-4
4/30/97	L	14-0
4/11/98	L	3-0
4/11/98	L	4-1
4/12/98	L	6-0
4/12/98	L	4-2
3/23/99	L	9-6
3/24/99	W	3-2
3/24/99	W	7-5
5/13/99	L	3-2
2/17/06	W	7-3
2/16/18	L	5-1
2/20/19	L	2-1
2/22/19	L	3-2
2/23/19	W	3-2

HOUSTON

Series Record: 1-0

2/19/15	W	2-1
---------	---	-----

HOWARD

Series Record: 1-0

3/10/18	W	17-1 (5)
---------	---	----------

IDAHO STATE

Series Record: 9-4

5/12/78	W	5-2
4/5/80	W	6-3
4/5/80	W	10-0
4/25/81	W	2-0
4/25/81	W	1-0

5/7/81	W	4-2
4/10/82	L	6-3 (10)
4/10/82	L	7-0
2/11/12	W	9-8
2/28/14	W	11-10
3/2/14	L	12-9 (6)
2/27/16	W	4-2
2/28/16	L	5-4

ILLINOIS

Series Record: 2-3

2/9/03	L	10-2
3/20/08	W	6-5
3/12/10	L	7-0
2/20/15	L	12-4 (6)
2/21/15	W	12-4

ILLINOIS STATE

Series Record: 3-1

5/22/81	W	1-0
3/25/88	L	5-4
3/20/93	W	1-0
3/21/93	W	2-1

ILLINOIS-CHICAGO

Series Record: 4-1

2/15/97	W	2-0
2/14/98	L	9-0
2/26/00	W	5-4
2/22/02	W	5-4
2/16/19	W	13-5 (6)

INCARNATE WORD

Series Record: 1-0

2/25/17	W	11-0
---------	---	------

INDIANA

Series Record: 4-2-1

3/26/82	L	8-0
3/14/85	W	1-0 (8)
3/16/86	W	4-1
3/17/89	W	4-2
2/1/02	T	2-2
2/2/02	L	5-4
2/14/15	W	9-8

INDIANA STATE

Series Record: 2-3

3/10/88	L	1-0
3/12/05	W	4-1
3/12/05	W	4-1
3/13/05	L	8-4
3/3/07	L	10-1 (5)

IOWA

Series Record: 4-4

3/19/81	L	1-0
3/14/86	L	1-0
3/12/87	W	4-3
3/10/88	L	5-2
2/23/90	W	3-2
2/23/90	W	5-1
3/27/92	L	1-0
3/26/93	W	3-1

IOWA STATE

Series Record: 7-10

3/4/81	W	3-1
3/4/81	L	1-0
3/5/81	W	4-0
3/5/81	L	2-0
3/18/82	L	2-1
3/16/84	W	4-1
3/18/90	L	1-0
4/27/91	W	2-0
3/20/98	L	6-0
3/21/98	W	8-0
2/17/01	L	2-0
3/14/03	L	2-1
3/7/09	W	3-1
3/7/09	W	12-4 (5)
3/8/09	L	18-5 (5)
3/8/09	L	7-5 (10)
2/27/16	L	6-0

IPFW

Series Record: 1-0

2/17/13	W	1-0 (8)
---------	---	---------

KANSAS

Series Record: 5-17

3/11/79	L	7-2
3/11/79	W	5-0
3/9/80	W	6-2
3/9/80	L	7-5
3/15/80	L	13-7
4/18/82	L	6-0
3/15/83	L	3-0
3/15/83	W	5-0
3/13/84	L	6-0
3/13/84	W	7-2
3/7/85	L	3-2
3/7/86	L	4-0
3/16/86	L	8-2
3/18/89	L	6-1
2/17/96	L	4-1
2/29/96	L	1-0
2/15/97	L	6-5
2/2/01	L	7-6
2/4/01	L	2-1
3/10/07	L	5-0
3/11/07	L	4-0
2/24/13	W	2-1

KANSAS STATE

Series Record: 0-1

3/18/83	L	4-3
---------	---	-----

KENT STATE

Series Record: 1-0

2/27/98	W	4-2
---------	---	-----

KENTUCKY

Series Record: 1-1

2/18/00	W	5-2
2/14/16	L	15-6(5) No. 18

LAMAR

Series Record: 2-0

2/18/22	W	2-1
2/19/22	W	6-4 (12)

LA SALLE

Series Record: 2-0

2/28/20	W	11-7
2/29/20	W	13-5 (5)

LIBERTY

Series Record: 2-2

3/18/05	W	4-2
3/20/05	W	10-2
3/7/20	L	7-2
3/8/20	L	11-3 (5)

LIPSCOMB

Series Record: 1-0

3/2/07	W	12-8
--------	---	------

LIU-BROOKLYN

Series Record: 0-1

2/21/14	L	4-2
---------	---	-----

LONG BEACH STATE

Series Record: 1-6

3/13/92	L	3-2 (10)
3/21/93	L	4-0
2/16/01	W	5-1
3/4/01	L	1-0
3/19/08	L	10-2 (5) No. 23
3/2/13	L	6-2
2/22/14	L	17-0 (6)

LOUISIANA

Series Record: 0-2

3/5/09	L	9-0 (5) No. 16
3/19/11	L	8-4 No. 19

LOUISIANA MONROE

Series Record: 1-1

2/8/03	W	2-1
2/9/03	L	8-2

LSU

Series Record: 0-1

2/21/14	L	4-2
---------	---	-----

LOUISIANA TECH

Series Record: 3-3

3/18/83	L	1-0
3/16/84	L	4-2
3/29/85	L	2-0
4/28/90	W	5-2
4/28/90	W	3-1
2/14/98	W	3-2

LOUISVILLE

Series Record: 1-0

3/16/01	W	6-1
---------	---	-----

LOYOLA MARYMOUNT

Series Record: 1-3

2/15/03	L	5-3
2/19/16	W	6-5
3/1/19	L	4-2
3/10/19	L	6-2

LOYOLA-CHICAGO

Series Record: 3-0

3/1/96	W	11-5
2/28/98	W	8-0
2/19/05	W	5-1

MAINE

Series Record: 1-0

3/12/22	W	10-2
---------	---	------

MARIST

Series Record: 1-0

3/13/15	W	9-2
---------	---	-----

MASSACHUSETTS

Series Record: 1-0

3/17/89	W	5-0
---------	---	-----

McNEESE

Series Record: 4-0

3/1/91	W	2-0
2/25/00	W	7-2
3/14/04	W	5-2
3/14/04	W	4-2

MEMPHIS

Series Record: 1-0

3/13/15	W	6-1
---------	---	-----

MERCER

Series Record: 1-0

3/28/98	W	8-3
---------	---	-----

MESA

Series Record: 2-1

3/24/79	L	3-2
3/10/83	W	9-0 (5)
3/8/84	W	3-2

METRO STATE

Series Record: 1-0

3/6/86	W	12-0 (5)
--------	---	----------

MICHIGAN

Series Record: 4-8

3/6/87	L	10-3
3/26/88	L	2-1
2/27/89	L	5-4 (10)
2/29/89	W	6-1
3/2/89	L	4-3 (9)
2/25/91	W	2-1
2/25/91	L	2-0
3/21/91	L	3-0
2/24/92	L	5-1
2/24/92	L	6-3
2/25/92	W	5-2
2/25/92	W	4-3

MICHIGAN STATE

Series Record: 3-2

3/24/78	L	3-2
3/24/78	W	4-3
3/10/94	L	5-0
3/10/94	W	16-1 (5)
2/23/01	W	13-7

MIDDLE TENNESSEE

Series Record: 2-0

3/27/98	W	10-2
2/16/08	W	7-5

MINNESOTA

Series Record: 12-5

3/28/80	W	4-3 (8)
4/19/80	W	2-0
3/11/83	W	2-1
3/9/84	W	2-0
3/8/86	W	1-0 (10)
3/7/87	L	3-0
3/1/90	W	3-0
2/23/94	W	4-3 (8)
2/23/94	W	10-0 (5)
2/23/95	L	9-1 (5)
2/23/95	W	6-5 (8)
2/29/96	W	6-5
2/27/97	L	4-2
3/3/00	W	3-2 (9)
3/5/00	W	9-5
3/17/00	L	1-0
3/14/03	L	5-0

MISSISSIPPI

Series Record: 5-2

3/3/00	W	6-2
3/4/00	W	8-0
2/1/01	W	4-3
2/1/01	W	4-0
2/1/02	L	10-9
2/7/04	W	1-0
2/15/09	L	6-3

MISSISSIPPI STATE

Series Record: 0-2

3/14/97	L	4-0
3/15/97	L	7-2

MISSOURI

Series Record: 2-8

3/21/80	L	3-2
3/20/81	L	10-3
3/16/85	W	1-0
3/14/87	L	7-2
3/10/89	L	5-3 (9)
3/23/91	L	5-1
2/24/02	L	4-0
2/23/08	W	6-4
3/12/10	L	2-0 No. 3
2/22/20	L	5-0 No. 18

MONTANA

Series Record: 0-1

2/24/18	L	4-2
---------	---	-----

MOREHEAD STATE

Series Record: 1-0

3/16/01	W	4-0
---------	---	-----

NEBRASKA

Series Record: 9-8

3/29/79	W	6-1
3/21/81	W	3-2
3/12/83	W	4-1
3/17/83	W	2-0
3/9/84	W	1-0
3/10/84	L	2-1 (8)
3/3/88	W	3-1
3/25/88	L	2-0
3/3/89	W	10-0 (5)
3/26/92	W	3-2
2/16/96	L	5-2
2/25/01	L	3-0
2/23/02	L	6-0
2/18/05	L	3-0
3/14/09	L	3-0
2/10/13	L	11-0 (5)
3/19/16	W	6-3 No. 23

NEVADA

Series Record: 7-22

2/14/04	L	6-5
3/13/11	L	12-5
4/19/13	L	9-6
4/20/13	L	6-4
4/21/13	L	10-1 (6)
3/28/14	L	13-5 (5)
3/29/14	L	8-0 (6)
3/30/14	L	3-1
4/2/15	W	4-3
4/3/15	W	6-5
4/4/15	L	7-4
4/1/16	L	5-1
4/2/16	L	4-0
4/3/16	W	3-2
4/7/17	L	10-2 (6)
4/8/17	L	8-2
4/9/17	W	9-6
3/24/18	L	16-8 (6)
3/24/18	W	7-6
3/25/18	L	21-7 (5)
3/29/19	L	7-1
3/30/19	L	11-6
3/31/19	L	21-1 (5)
4/10/21	W	12-4 (5)
4/10/21	L	8-7
4/11/21	L	7-0
4/22/22	L	7-3
4/23/22	L	6-5
4/24/22	W	6-3

Series Notes

Last win	4/24/22 (6-3)
Last loss	4/23/22 (6-5)
Last home win	4/10/21 (12-4 / 5)
Last home loss	4/11/21 (7-0)
Last road win	4/24/22 (6-3)

Last road loss	4/23/22 (6-5)
Last season sweep	NA
Last season swept	2019
Last series win	2015
Last five games	1-4
Last 10 games	2-8
Last shutout win	NA
Last shutout loss	4/11/21 (7-0)
Longest win streak	2 (4/2/15-4/3/15)
Longest losing streak	8 (2/14/04-3/30/14)

NEW MEXICO HIGHLANDS

Series Record: 30-0

3/5/83	W	8-0 (5)
3/5/83	W	6-4
3/4/84	W	3-0
3/4/84	W	8-1
3/2/85	W	10-0 (6)
3/2/85	W	4-0
3/3/85	W	11-0 (5)
3/3/85	W	14-0 (5)
4/1/87	W	7-0
4/1/87	W	8-1
3/23/88	W	5-1
3/23/88	W	12-0 (5)
2/22/89	W	6-1
2/22/89	W	2-1
3/30/89	W	6-0
3/3/89	W	10-0 (6)
2/17/90	W	9-0
2/17/90	W	11-0
2/18/90	W	10-0
2/18/90	W	7-0
2/16/91	W	6-2
2/16/91	W	6-0
2/17/91	W	10-0 (6)
2/17/91	W	10-0 (5)
2/20/92	W	7-0 (5)
2/20/92	W	3-0
2/19/93	W	10-0 (6)
2/19/93	W	5-0
2/13/99	W	4-0
2/14/99	W	1-0

NEW MEXICO STATE

Series Record: 84-70

3/23/78	L	6-3
4/10/78	L	3-2
4/15/78	L	8-0
4/18/78	W	5-0
4/19/78	W	6-5
3/22/79	W	7-3
3/29/79	L	2-1
5/5/79	L	6-3
5/5/79	L	2-0
3/15/80	L	5-4 (9)
3/7/81	W	3-2
3/7/81	L	3-0
4/11/81	W	2-1
4/11/81	L	7-0
5/8/81	W	1-0
5/9/81	W	4-1
2/27/82	L	9-3
2/27/82	L	4-3
2/28/82	L	4-0
2/28/82	W	3-2

4/24/82 L 4-0
 4/24/82 L 7-0
 3/12/83 L 4-0
 5/1/83 W 1-0
 5/1/83 W 1-0
 5/6/83 W 4-0
 2/26/84 W 3-0
 2/26/84 W 1-0
 4/21/84 W 10-1
 4/21/84 W 5-0
 3/9/85 W 5-4
 4/27/85 W 12-1 (6)
 4/27/85 W 10-0 (5)
 2/22/86 W 2-1
 2/22/86 W 7-1
 2/23/86 W 1-0
 2/23/86 W 4-2
 5/3/86 L 2-1
 5/3/86 W 8-2
 5/10/86 L 3-2
 2/28/87 L 9-8
 2/28/87 L 5-3
 5/2/87 L 2-1
 5/2/87 L 4-1
 2/26/88 W 3-2
 4/23/88 W 7-1
 4/23/88 L 3-0
 4/29/88 L 2-0
 5/12/88 L 3-0
 2/26/89 W 2-1
 4/15/89 L 3-1 (8)
 4/15/89 W 11-0 (5)
 5/11/89 W 3-0
 3/1/90 L 1-0
 3/7/90 W 8-0
 3/7/90 W 3-1
 4/21/90 W 5-2 (5)
 4/21/90 L 2-0
 2/24/91 W 5-1
 2/24/91 W 5-2
 4/16/91 L 2-1
 4/16/91 W 2-1
 2/28/92 W 4-3
 2/28/92 W 6-2
 3/31/92 W 2-0
 3/31/92 W 5-4
 3/5/93 W 1-0
 3/7/93 W 5-1
 4/6/93 W 2-0
 4/6/93 W 6-0
 2/26/94 W 6-4
 2/26/94 L 4-3
 4/19/94 W 4-0
 4/19/94 W 2-1
 2/26/95 W 4-2
 2/26/95 W 8-3
 4/4/95 L 4-3
 4/4/95 L 5-4
 3/27/96 L 2-1
 3/27/96 W 2-1
 3/11/97 L 5-2
 3/11/97 L 6-3
 3/13/98 L 3-2
 3/13/98 L 11-0

4/20/99 L 2-0
 4/20/99 W 6-4
 2/9/00 W 6-3
 2/9/00 W 7-2
 2/26/00 L 5-4
 3/30/00 W 8-4
 3/30/00 W 4-1
 2/27/01 W 4-3
 2/27/01 W 9-0
 3/21/01 W 7-2
 3/21/01 W 2-1
 3/24/02 L 4-3
 3/24/02 L 9-1
 4/3/02 W 4-3
 4/3/02 W 9-7
 3/5/03 W 4-1
 3/5/03 W 6-0
 3/23/03 W 8-0
 3/26/03 W 6-0
 3/26/03 W 8-2
 2/28/04 W 6-0
 2/28/04 W 3-0
 3/20/04 W 2-0
 3/20/04 W 4-1
 2/18/05 L 3-1
 3/19/05 W 3-0
 3/25/05 W 2-0
 3/25/05 W 2-0
 3/29/05 L 4-1
 3/29/05 L 6-5
 2/21/06 W 3-1
 2/21/06 L 2-1
 2/24/06 L 4-3
 3/11/06 W 9-8
 3/11/06 W 8-0 (5)
 3/28/07 W 5-1
 3/28/07 W 10-3
 4/25/07 W 7-5
 4/25/07 L 3-1
 4/8/08 W 7-6
 4/22/08 W 9-1 (5)
 3/24/09 L 8-7
 4/28/09 L 13-8
 4/6/10 L 10-0
 4/20/10 L 12-3
 4/4/11 W 3-2
 4/19/11 L 6-0
 3/14/12 L 8-6
 4/10/12 L 9-1 (5)
 2/10/13 L 3-0
 2/19/13 W 10-9
 3/19/13 L 2-0
 3/19/14 W 4-3
 4/29/14 L 14-2 (5)
 3/24/15 L 12-6
 4/14/15 L 4-2
 3/8/16 L 11-3 (5)
 5/4/16 L 3-2 (8)
 3/15/17 L 8-0 (5)
 5/2/17 L 7-6
 3/21/18 L 12-7
 4/3/18 W 13-4 (6)
 2/9/19 L 9-8
 4/2/19 L 8-0 (6)

4/2/19 L 11-3 (5)
 4/23/19 L 10-0 (5)
 3/11/20 L 4-3
 3/8/22 L 12-8
 3/8/22 L 8-5
 3/22/22 W 13-4

NICHOLLS

Series Record: 3-0

3/4/88 W 9-3
 3/3/89 W 13-0 (5)
 4/28/91 W 13-0 (5)

NORTH CAROLINA

Series Record: 4-0

3/15/89 W 3-0
 3/15/89 W 8-1
 3/18/90 W 1-0
 3/25/98 W 8-5

NORTH DAKOTA

Series Record: 4-0

3/2/12 W 8-0 (6)
 3/3/12 W 13-8
 3/26/19 W 7-6
 3/26/19 W 7-3

NORTH DAKOTA STATE

Series Record: 2-0

3/9/07 W 9-1 (5)
 2/25/22 W 6-4

NORTH TEXAS

Series Record: 1-3

2/21/04 W 3-1
 3/27/04 L 7-1
 3/28/04 L 7-6
 2/25/05 L 8-6

NORTHEAST LOUISIANA

Series Record: 3-2

3/31/85 W 15-0
 3/6/86 W 2-1
 3/10/88 L 5-0
 3/5/94 L 5-4
 2/13/98 W 8-2

NORTHERN ARIZONA

Series Record: 12-0

3/17/78 W 2-1
 3/17/78 W 6-4
 4/9/78 W 11-0
 4/23/83 W 3-0
 4/23/83 W 3-0
 3/3/84 W 1-0
 3/3/84 W 5-0
 3/8/84 W 4-2
 3/8/85 W 1-0
 4/5/85 W 3-1
 4/5/85 W 7-1
 5/10/85 W 4-0

NORTHERN COLORADO

Series Record: 33-15

3/22/78	L	11-0
3/22/78	L	6-4
4/2/78	L	8-0
3/21/79	W	2-1
3/21/79	W	7-5
3/24/79	L	10-0
4/27/79	L	1-0
4/27/79	L	2-0
4/26/80	L	2-0
4/26/80	W	4-0
5/9/80	W	5-2
4/17/81	W	4-2
4/17/81	W	6-5
5/2/81	W	6-0
5/2/81	W	6-0
4/3/82	L	3-2
4/3/82	L	12-2 (5)
5/6/83	L	3-2
5/7/83	W	4-0
5/7/83	W	3-1
4/14/84	W	6-1
4/14/84	W	12-1
4/28/84	W	1-0
4/28/84	W	6-3
5/11/84	W	3-1
3/26/04	W	9-7
3/28/04	L	3-1
2/25/06	W	15-4
3/25/06	W	6-5
3/25/06	W	9-1 (6)
3/26/06	W	11-5
3/26/06	W	8-0 (5)
2/26/10	W	12-5
2/28/10	L	13-11
2/25/11	W	11-3 (6)
2/26/11	W	11-8
2/26/11	W	1-0 (8)
2/18/12	W	11-3
3/5/16	W	7-3
3/5/16	W	8-3
3/6/16	W	10-1 (5)
3/4/17	L	11-3 (5)
3/4/17	W	12-1 (5)
3/5/17	W	9-5
2/14/20	W	12-3 (5)
2/15/20	W	8-3
2/28/20	L	6-5
3/1/20	L	8-4

NORTHERN ILLINOIS

Series Record: 1-0

3/16/00	W	2-1
---------	---	-----

NORTHERN IOWA

Series Record: 1-1

3/12/87	W	4-0
3/11/88	L	2-1

NORTHWESTERN

Series Record: 2-7

3/24/83	L	6-0
3/22/84	L	5-0

3/23/84	L	3-1
3/6/92	L	2-1
3/7/92	L	4-2
3/4/94	L	9-4
2/27/99	W	9-5 (9)
2/11/12	W	13-5 (5)
2/7/14	L	10-0 (5)

NORTHWESTERN STATE

Series Record: 1-0

2/14/09	W	3-0
---------	---	-----

NOTRE DAME

Series Record: 1-2

3/14/97	L	3-2
3/16/02	W	5-4
3/18/11	L	5-0

OHIO

Series Record: 2-0

2/18/22	W	4-2
2/20/22	W	9-1 (5)

OHIO STATE

Series Record: 2-1

3/18/82	W	3-2 (9)
3/1/97	W	4-3
2/9/07	L	4-3

OKLAHOMA

Series Record: 5-15

3/12/79	W	6-0
3/12/79	L	1-0
3/10/80	W	1-0
3/10/80	W	7-2
3/21/81	L	8-0
5/20/81	L	1-0
3/10/84	W	1-0
3/23/84	L	3-2
3/16/85	W	3-0
3/13/87	L	5-2
4/11/87	L	7-5
4/11/87	L	10-1
4/12/87	L	2-0
2/15/98	L	9-0
2/18/00	L	10-2
3/12/04	L	4-3 No. 6
3/12/04	L	10-5 No. 6
2/9/13	L	11-1 (5) No. 2
2/26/21	L	8-0 (6) No. 2
2/27/21	L	33-4 (5) No. 2

OKLAHOMA CITY

Series Record: 4-1

3/10/83	W	5-1
3/7/85	W	7-0
3/9/85	W	3-0
3/13/86	W	3-2
3/6/87	L	7-0

OKLAHOMA STATE

Series Record: 7-25

3/16/79	W	5-3
3/13/80	W	6-0

3/13/81	L	4-3
3/19/81	W	1-0
5/23/81	L	5-2
4/17/82	L	9-5
4/15/83	L	6-2
3/10/84	L	3-1 (8)
3/14/85	L	5-2
3/27/87	L	8-0
3/11/88	L	3-1 (8)
4/30/88	L	4-0
3/2/89	L	18-1 (5)
3/6/92	L	1-0
2/26/93	L	8-0 (8)
2/27/93	L	3-1
2/15/97	L	6-2
2/22/97	W	9-1
2/22/03	L	6-1
2/22/04	L	1-0 (8)
2/29/08	W	5-4
3/1/08	W	3-2
3/2/08	W	7-4
3/1/09	L	8-0 (6)
2/13/10	L	2-1 (10)
3/22/13	L	11-0 (5)
3/22/13	L	6-1
3/14/14	L	6-3
3/14/14	L	5-0
2/10/18	L	13-1 (5)
3/6/21	L	7-2 No. 9
3/6/21	L	4-1 No. 9

OMAHA

Series Record: 0-1

3/7/21	L	7-2
--------	---	-----

OREGON

Series Record: 3-6

3/4/88	W	4-2
2/22/97	L	10-2
2/27/98	L	11-5
3/1/98	L	7-0
3/4/01	W	3-0
2/10/12	W	7-6 No. 11/16
3/13/13	L	10-0 (6) No. 9
3/13/13	L	4-0 No. 9
2/11/18	L	14-1 (5) No. 3

OREGON STATE

Series Record: 6-11

4/21/79	L	1-0
4/21/79	W	7-4
4/20/85	L	3-2
4/17/86	L	2-1
3/4/94	W	8-3
2/21/97	L	10-3
2/28/99	L	3-2
2/26/00	L	6-1
2/5/05	L	7-3
2/6/05	L	8-3
2/23/12	W	10-6
3/14/13	W	5-3 No. 23
3/14/13	L	5-4 No. 23
2/14/16	L	11-1 (5)
3/8/19	W	6-5

3/9/19 L 5-3
2/11/22 W 3-2

PACIFIC

Series Record: 4-5

3/5/82 L 2-1
4/20/85 W 1-0
3/27/93 W 2-1
3/4/95 L 1-0
3/5/95 W 3-1
3/2/01 L 2-0
2/16/02 L 6-0
3/20/11 L 15-4 (5)
2/20/16 W 13-5 (5)

PENN STATE

Series Record: 4-1

2/19/99 W 6-0
2/21/99 W 9-1 (6)
2/26/99 W 1-0
2/19/00 L 9-7 (9)
2/25/00 W 3-2 (8)

PHOENIX

Series Record: 0-1

3/29/79 L 2-1

PIMA

Series Record: 4-0

3/17/78 W 8-7
3/24/79 W 4-0
3/10/83 W 1-0
3/9/85 W 8-0 (5)

PORTLAND STATE

Series Record: 5-1

2/13/99 W 6-2
2/13/99 W 7-0
2/14/99 W 8-1
2/14/99 W 11-4
3/2/01 W 1-0
2/8/14 L 10-0 (5)

PURDUE

Series Record: 1-3

3/17/01 W 2-1
2/17/06 L 7-1
3/17/10 L 12-4
2/19/12 L 10-6 (5)

RUTGERS

Series Record: 1-1

3/7/15 W 10-5
3/8/15 L 9-6

SACRAMENTO STATE

Series Record: 6-17

3/23/90 W 5-3
3/28/93 L 3-1 (8)
4/3/93 L 2-0
4/3/93 L 1-0
5/14/93 L 2-1
5/14/93 L 1-0
3/18/94 L 7-1

3/19/94 L 2-0
4/22/94 W 4-1
4/22/94 W 2-0
3/16/95 L 2-0
3/16/95 L 11-5
4/22/95 L 5-1
4/22/95 L 7-1
4/14/96 L 10-0
4/14/96 L 5-0
4/26/96 L 2-0
4/26/96 W 1-0
3/15/01 W 1-0
2/15/02 W 12-7
2/14/03 L 8-0 (6)
3/9/18 L 7-5 (8)
3/11/18 L 15-12 (5)

SAM HOUSTON

Series Record: 2-0

3/21/81 W 7-3
4/10/83 W 1-0 (11)

SAN DIEGO

Series Record: 3-1

3/1/13 W 2-1 (11)
2/7/15 W 6-4 (9)
2/12/16 W 2-1
2/22/20 L 6-5

SAN DIEGO STATE

Series Record: 36-80

4/18/85 L 2-1
4/20/91 L 1-0
4/20/91 L 5-4 (10)
5/9/91 W 1-0 (8)
3/5/92 W 2-1 (8)
3/27/92 W 2-0
4/4/92 W 1-0
4/4/92 W 4-2
5/7/92 W 2-0
3/13/93 W 8-0
3/13/93 W 6-0
5/2/93 W 2-1 (11)
5/2/93 W 2-0 (8)
4/29/94 W 5-3
4/29/94 L 5-4 (8)
3/25/95 L 7-6 (9)
4/1/95 L 2-1
4/1/95 W 7-5
4/28/95 L 2-0
4/28/95 L 1-0
3/16/96 L 4-0
3/16/96 L 6-5
4/19/96 L 8-5
4/19/96 L 4-3
3/8/97 L 5-0
3/8/97 L 8-1
4/26/97 L 5-1
4/26/97 L 2-0
3/3/98 L 4-1
3/3/98 L 2-1
3/11/98 L 4-0
3/11/98 W 7-2
5/1/99 L 5-3

5/1/99 L 4-1
5/2/99 W 2-1
5/13/99 L 2-0
4/14/00 L 5-2
4/14/00 W 3-1
5/6/00 W 12-1
5/6/00 W 4-0
4/13/01 L 5-4
4/13/01 W 9-0
5/6/01 L 1-0
5/6/01 W 1-0
5/11/01 L 4-3
4/12/02 W 7-6
4/12/02 L 10-4
4/28/02 L 4-2
4/28/02 L 2-0
5/9/02 L 4-1
3/28/03 L 1-0
3/28/03 L 5-3
5/4/03 W 2-1
5/4/03 L 4-2
5/9/03 L 4-3
4/11/04 L 3-2
4/11/04 L 8-2
4/23/04 L 7-4
4/23/04 L 10-3
5/14/04 L 2-1
4/3/05 W 2-1
4/3/05 W 4-1
5/6/05 L 3-0
5/6/05 W 3-2
5/13/05 W 3-2
4/7/06 L 4-1
4/7/06 L 6-5
4/23/06 L 8-6
4/23/06 L 21-5 (5)
4/14/07 L 11-2 (6)
4/15/07 W 6-4
4/27/07 W 1-0
4/27/07 W 4-0
4/18/08 L 2-0
4/18/08 L 6-4
5/3/08 L 2-1
5/4/08 L 1-0
4/11/09 L 6-0
4/12/09 W 3-1
4/24/09 L 10-4
4/9/10 L 7-2
5/14/10 L 6-1
5/15/10 L 7-6 (10)
4/8/11 L 8-0 (5)
5/13/11 L 6-3
5/14/11 L 2-1
4/20/12 L 8-3
4/21/12 L 12-6
4/22/12 L 7-0
3/28/13 L 4-1
3/29/13 L 5-0
3/30/13 L 1-0
3/21/14 L 11-9
3/22/14 L 11-3
3/23/14 W 8-6
4/24/15 W 8-6
4/25/15 L 5-4 (8)

No. 22
No. 22
No. 19
No. 19

4/26/15	L	10-2 (6)
5/6/16	L	23-4 (5)
5/7/16	L	2-1
5/8/16	W	3-2 (10)
4/13/17	L	4-1
4/14/17	L	10-2 (5)
4/15/17	L	8-0 (6)
5/4/18	W	5-2
5/5/18	L	7-3
5/6/18	W	4-1
3/15/19	W	3-1
3/16/19	L	9-8
3/17/19	L	4-3
5/1/21	L	3-0
5/1/21	L	11-4
5/2/21	L	1-0
5/12/22	L	7-1
5/13/22	L	12-3 (5)
5/14/22	W	4-3

Series Notes

Last win	5/14/22 (4-3)
Last loss	5/13/22 (12-3/5)
Last home win	5/14/22 (4-3)
Last home loss	5/13/22 (12-3/5)
Last road win	3/15/19 (3-1)
Last road loss	5/2/21 (1-0)
Last season sweep	1993
Last season swept	2021
Last series win	2018
Last five games	1-4
Last 10 games	3-7
Last shutout win	4/27/07 (4-0)
Last shutout loss	5/2/21 (1-0)
Longest win streak	11 (5/9/91-4/29/94)
Longest losing streak	15 (4/24/09-3/22/14)

SAN FRANCISCO

Series Record: 0-2

4/18/85	L	3-0
4/17/86	L	7-3

SAN JOSÉ STATE

Series Record: 19-26

3/28/87	L	4-0
3/22/91	W	5-3
3/23/91	W	7-2
3/28/97	L	8-6
3/28/97	W	6-0
4/20/97	W	3-0
4/20/97	W	7-1
4/4/98	W	9-0
4/4/98	W	3-2
4/26/98	L	9-1
4/27/98	W	7-6
4/2/99	W	6-0
4/3/99	W	9-3
4/3/99	W	10-3
2/24/06	L	2-1
2/25/06	W	2-0
2/26/10	L	6-1
2/27/10	W	2-0
3/16/11	L	3-1
3/16/11	W	10-0 (6)
2/8/13	L	9-0 (6)
4/11/14	W	9-4 (10)
4/12/14	L	10-1 (5)
4/13/14	L	5-0

5/7/15	L	12-9
5/8/15	W	14-0 (5)
5/9/15	L	8-0 (5)
5/12/16	L	4-1
5/13/16	L	9-0 (6)
5/14/16	L	5-3
4/28/17	L	7-6
4/30/17	L	10-1
4/30/17	L	7-1
4/27/18	L	3-1
4/28/18	L	2-1
4/29/18	L	3-1
5/3/19	L	10-4
5/4/19	L	11-0 (5)
5/5/19	L	10-0 (6)
5/8/21	L	13-5
5/8/21	W	10-2 (5)
5/9/21	W	5-4
3/18/22	W	2-1 (8)
3/19/22	L	8-0 (6)
3/20/22	L	4-3 (11)

Series Notes

Last win	3/18/22 (2-1/8)
Last loss	3/20/22 (4-3/11)
Last home win	5/9/21 (5-4)
Last home loss	5/8/21(13-5)
Last road win	3/18/22 (2-1/8)
Last road loss	3/20/22 (4-3/11)
Last season sweep	1999
Last season swept	2019
Last series win	2021
Last five games	3-2
Last 10 games	3-7
Last shutout win	5/8/15 (14-0/5)
Last shutout loss	3/19/22 (8-0/6)
Longest win streak	5 (3/28/97-4/4/98)
Longest losing streak	13 (5/9/15-5/5/19)

SANTA CLARA

Series Record: 9-2

3/27/87	L	3-1
3/25/88	L	2-0
3/24/90	W	5-4
3/22/91	W	10-0 (5)
3/14/01	W	4-2
3/14/01	W	8-1
3/10/17	W	10-2 (6)
3/11/17	W	7-3
3/12/17	W	6-1
3/4/22	W	7-6
3/5/22	W	3-0

SEATTLE

Series Record: 8-6

3/19/09	L	3-2
3/19/09	L	14-8
2/20/10	W	6-1
2/20/10	W	9-8
2/21/10	L	9-3
2/21/10	W	9-0
3/23/12	W	6-5
3/24/12	W	8-5
3/8/13	W	2-0
2/6/15	W	4-3
2/15/15	L	8-2
2/10/17	W	5-0
2/19/21	L	8-0 (6)

2/21/21	L	9-5
---------	---	-----

SOUTH ALABAMA

Series Record: 0-1

3/15/14	L	9-0 (5)	No. 14
---------	---	---------	--------

SOUTH CAROLINA

Series Record: 1-2

3/24/84	L	2-0
4/27/91	W	5-1
2/23/97	L	8-0

SOUTH DAKOTA

Series Record: 3-1

2/26/16	W	3-2
2/17/18	L	5-2
2/29/20	W	7-6 (8)
3/1/20	W	6-4

SOUTH DAKOTA STATE

Series Record: 2-0

3/18/06	W	10-1 (5)
3/18/06	W	5-3

SOUTH FLORIDA

Series Record: 3-7

3/28/85	L	2-1
4/24/87	W	7-2
4/29/88	W	7-1
5/1/88	L	7-3
3/16/90	L	6-2
3/27/98	L	2-0
3/29/98	L	4-1
3/18/99	W	2-0
3/18/99	L	1-0
2/17/19	L	2-1 (8)

SOUTHERN CALIFORNIA

Series Record: 1-0

4/17/86	W	8-0 (5)
---------	---	---------

SOUTHERN ILLINOIS

Series Record: 2-1

4/20/80	L	4-2
3/16/84	W	9-0
3/13/86	W	5-3

SOUTHERN MISSISSIPPI

Series Record: 0-2

2/24/01	L	5-1
2/24/01	L	6-0

SOUTHERN UTAH

Series Record: 28-3

5/11/78	W	19-5
4/5/91	W	9-6
4/5/91	W	6-3
5/9/91	W	6-4
4/11/92	W	2-1
4/11/92	W	8-2
2/27/93	W	9-1 (5)
4/16/93	W	1-0
4/16/93	W	3-2 (9)

5/8/93	W	2-1
5/8/93	W	6-0
3/3/94	W	7-5
4/1/94	W	2-1
4/1/94	W	7-2
5/14/94	W	7-2
5/14/94	W	8-5
4/7/95	W	6-3
4/7/95	L	8-4
5/7/95	W	1-0
5/7/95	W	6-4
3/23/96	W	6-4
4/5/96	L	11-6
4/5/96	W	11-1
5/4/96	W	8-6
5/4/96	W	5-1
3/1/97	W	13-5
2/26/98	W	12-8
2/20/21	W	11-3 (6)
2/21/21	L	4-1
2/12/22	W	8-0 (6)
3/11/22	W	5-3

SOUTHERN

Series Record: 1-0

2/22/13	W	6-4
---------	---	-----

SOUTHWEST COLLEGE

Series Record: 4-0

2/18/89	W	11-0
2/18/89	W	12-0
2/19/89	W	12-0
2/19/89	W	22-0 (5)

SOUTHWEST MISSOURI ST/ MISSOURI STATE

Series Record: 2-7

3/29/80	L	2-0
3/20/81	L	2-1
3/19/82	L	4-3
3/31/85	L	3-1
2/16/97	W	1-0
2/20/04	W	2-0
2/26/05	L	7-1
2/17/17	L	5-3
2/19/17	L	7-6

SOUTHWEST TEXAS

Series Record: 1-0

3/11/88	W	2-1
---------	---	-----

ST. MARY'S

Series Record: 5-0

3/14/97	W	5-1
2/11/17	W	4-3
2/9/18	W	4-1
3/9/18	W	5-2
3/10/18	W	3-2

STANFORD

Series Record: 3-3

3/31/85	W	3-0
2/16/01	L	1-0
2/11/06	L	3-2 No. 7
2/13/16	W	8-4

2/7/20	L	7-6
2/8/20	W	2-0

STEPHEN F. AUSTIN

Series Record: 4-4

3/28/80	W	3-2
3/6/93	W	4-0
3/6/93	W	11-2 (5)
3/2/96	W	5-1
3/22/98	L	2-1
2/14/09	L	5-4
2/17/17	L	5-1
2/18/17	L	3-1

STETSON

Series Record: 2-0

3/17/99	W	2-0
3/17/99	W	3-0

STONY BROOK

Series Record: 1-0

3/11/17	W	13-12
---------	---	-------

SYRACUSE

Series Record: 3-2

3/16/00	W	6-0
2/15/04	W	4-3
2/6/09	W	5-4 (8)
2/7/09	L	12-6
2/8/09	L	9-8

TARLETON

Series Record: 1-0

2/27/22	W	8-0 (5)
---------	---	---------

TEMPLE

Series Record: 1-0

3/10/89	W	4-2
---------	---	-----

TENNESSEE TECH

Series Record: 2-0

2/20/00	W	4-1
3/19/00	W	4-0

TENNESSEE

Series Record: 0-1

3/1/19	L	15-1(5) No. 7
--------	---	---------------

TENNESSEE STATE

Series Record: 0-1

2/16/14	L	6-4
---------	---	-----

TEXAS

Series Record: 0-9

3/15/02	L	9-1(6)
3/20/11	L	3-2 No. 12
3/30/12	L	2-1 (9) No. 6
3/31/12	L	7-3 No. 6
4/1/12	L	5-0 No. 6
3/8/20	L	7-0 No. 3
3/19/21	L	5-3 No. 10
3/20/21	L	12-0 (5) No. 10
3/20/21	L	8-1 No. 10

TEXAS A&M

Series Record: 6-17

3/25/82	L	1-0
4/8/83	L	3-0
4/16/83	L	4-0
4/16/83	W	2-0
3/15/84	L	2-0
3/29/85	L	5-0
4/13/85	W	3-2 (8)
4/13/85	L	5-2
4/14/85	L	5-4 (8)
4/14/85	L	5-0
3/14/87	L	5-0
4/25/87	L	3-0
4/25/87	L	9-4
4/26/91	W	4-0
4/26/91	L	1-0
3/19/93	L	6-1
2/19/99	W	6-1
3/4/00	W	4-1
3/5/00	L	3-1
2/14/04	L	6-0 No. 18
2/23/12	W	15-3 (6) No. 14
2/21/16	L	8-7 No. 23
2/18/17	L	10-1 (5)

TEXAS A&M - CC

Series Record: 6-2

3/16/01	W	6-2
3/24/01	W	11-1
3/25/01	W	4-0
3/1/03	W	7-0
3/5/05	L	7-6
2/23/13	L	6-5 (8)
2/20/15	W	6-2
2/22/15	W	6-2

TEXAS SOUTHERN

Series Record: 1-1

3/6/20	L	3-0
3/7/20	W	8-0 (6)

TEXAS STATE

Series Record: 3-6

3/28/08	L	4-3
3/29/08	L	5-0
3/28/09	L	9-8
3/28/09	L	4-1
3/29/09	L	8-4
2/14/10	W	8-0
2/12/12	W	5-3
2/24/17	L	1-0
2/26/17	W	3-2

TEXAS TECH

Series Record: 28-26

3/6/82	W	8-1
2/26/83	W	1-0
2/26/83	W	4-0
2/27/83	W	4-2
4/9/83	W	3-0
2/25/84	W	4-1
2/25/84	W	2-0
2/23/85	L	2-1

2/23/85	W	8-2	
2/24/85	W	5-0	
2/24/85	L	2-1	
3/15/85	W	7-1	
4/19/85	W	4-2	
2/7/96	L	1-0	
2/8/96	L	8-6	
3/1/96	W	13-2	
2/27/97	W	3-0	
2/7/98	L	1-0	
2/8/98	W	6-3	
2/8/98	L	8-6	
2/6/99	L	1-0	
2/6/99	W	4-2	
2/7/99	W	4-1	
2/26/99	L	4-2	
2/28/99	W	3-0	
2/6/00	W	3-0	
2/6/00	W	7-1	
3/18/01	L	7-1	
3/5/02	L	6-2	
3/5/02	L	2-1	
3/6/02	W	7-2	
2/28/03	W	5-0	
3/7/03	L	8-0	
3/5/04	W	3-0	
3/6/04	L	5-3	
3/7/04	L	4-1	
3/19/04	L	1-0	
3/19/04	W	3-1	
3/5/05	L	8-0	
3/19/06	L	4-2	
2/24/08	W	8-4	
4/28/08	L	4-3	
4/28/08	W	1-0	
2/21/09	W	6-4	
2/22/09	W	11-8	
3/9/11	L	9-6	No. 19
3/9/11	L	5-3	No. 19
3/12/12	L	9-4	
3/12/12	L	8-5	
3/2/18	W	14-13 (10)	
3/4/18	L	8-1	
3/12/21	L	7-3	
3/12/21	L	6-0	
3/13/21	L	1-0	

TEXAS WESLEYAN

Series Record: 1-0
3/20/81 W 7-1

TEXAS WOMEN'S UNIVERSITY

Series Record: 1-5
4/21/79 L 5-2
4/21/79 L 2-0
3/29/80 L 1-0
4/18/80 L 1-0
3/13/81 L 4-3
3/26/81 W 1-0

TOLEDO

Series Record: 1-1
3/5/87 L 3-0
3/2/91 W 4-2

TULSA

Series Record: 8-8
5/2/97 W 6-4
5/2/97 L 7-5
5/3/97 L 7-3
5/3/97 W 4-2
5/1/98 W 4-3
5/1/98 L 4-3
5/2/98 L 3-2
5/2/98 W 6-2
4/14/99 L 3-2
4/14/99 W 4-2
4/15/99 W 13-0
2/4/00 W 8-2
2/4/00 W 10-2
3/31/12 L 2-1
3/5/21 L 7-0
3/5/21 L 3-2

UC DAVIS

Series Record: 2-0
2/25/12 W 7-5
2/28/16 W 4-3

UCLA

Series Record: 1-10
4/15/84 L 3-0
4/15/84 L 3-1
3/27/87 L 3-0
3/26/88 L 4-0
3/7/91 L 7-0
3/7/91 L 5-1
3/27/92 L 6-0
2/10/07 W 13-1(5) No. 3
3/3/13 L 14-3 (5) No. 10
2/23/14 L 13-0 (5) No. 8
2/13/15 L 16-0 (5) No. 12

UC RIVERSIDE

Series Record: 6-2
3/4/05 W 5-3
3/17/06 W 6-2
3/17/06 W 5-1
2/8/14 W 11-10
2/12/17 W 1-0
2/23/18 L 9-1
2/25/18 L 8-1
2/20/20 W 6-3

UC SANTA BARBARA

Series Record: 6-4
4/28/91 W 4-0
2/15/03 W 1-0
2/4/05 L 5-0
2/5/05 L 8-7
2/6/05 L 6-4
2/8/15 W 6-3
2/15/20 W 9-1 (5)
2/16/20 L 7-2
3/3/22 W 3-1
3/3/22 W 11-7

UMKC

Series Record: 1-0
3/21/03 W 6-1

UNLV

Series Record: 33-59
2/27/88 L 3-1
2/24/90 W 1-0
2/24/90 L 4-3
2/19/97 L 11-4
2/19/97 L 4-3
5/10/97 W 2-1
5/10/97 L 12-1
3/17/98 L 1-0
5/9/98 L 11-3
5/9/98 L 7-5
4/24/99 W 9-1
4/24/99 W 8-3
4/25/99 W 9-5
4/16/00 W 7-5
4/16/00 W 8-2
5/5/00 W 9-1
5/5/00 W 8-0
5/11/00 W 7-0
4/15/01 L 4-2
4/15/01 W 10-9
5/4/01 W 4-2
5/4/01 W 6-0
5/11/01 W 3-1
4/14/02 W 6-1
4/14/02 L 6-4
4/26/02 L 6-5
4/26/02 L 4-2
3/30/03 L 4-3
3/30/03 W 7-1
5/2/03 W 3-2
5/2/03 W 1-0
5/9/03 L 3-1
2/6/04 L 3-2
4/9/04 L 7-0
4/9/04 L 4-3
4/25/04 W 6-2
4/25/04 W 3-0
4/1/05 L 10-4
4/1/05 W 7-3
5/8/05 L 4-2
5/8/05 L 7-2
4/9/06 W 1-0
4/9/06 L 4-2
4/21/06 L 6-3 (8)
4/21/06 L 11-3 (5)
5/12/06 L 4-0
4/13/07 W 6-1(5)
4/28/07 W 5-4
4/29/07 L 7-5
4/29/07 L 8-6
4/19/08 L 14-5
4/20/08 L 5-3
5/2/08 L 6-3
5/2/08 L 5-3
4/10/09 L 8-7 (8)
4/25/09 L 12-1 (5)
4/26/09 L 8-4

4/10/10	L	8-3
4/11/10	L	12-11
5/13/10	L	3-1
4/9/11	L	3-1
4/10/11	W	2-1
5/12/11	L	2-1
5/4/12	L	8-4
5/5/12	W	13-7
5/6/12	L	7-6 (8)
4/12/13	L	8-0 (6)
4/13/13	W	10-0 (5)
4/14/13	L	1-0
4/17/14	W	11-10
4/18/14	L	10-2 (5)
4/19/14	L	12-9
3/27/15	L	6-5
3/28/15	W	6-3 (8)
3/29/15	W	2-1
4/22/16	L	13-12
4/23/16	L	7-6
4/24/16	L	7-3
3/24/17	W	3-2
3/25/17	L	4-2
3/26/17	W	5-4
3/16/18	W	5-2
3/17/18	L	6-0
3/18/18	L	9-1 (5)
5/9/19	L	2-1
5/10/19	L	8-0 (6)
5/11/19	L	2-0
4/17/21	L	5-0
4/17/21	W	1-0
4/18/21	L	4-2
4/29/22	L	11-1 (5)
4/30/22	L	16-6 (6)
5/1/22	L	5-0

Series Notes

Last win	4/17/21 (1-0)
Last loss	5/1/22 (5-0)
Last home win	3/16/18 (5-2)
Last home loss	5/1/22 (5-0)
Last road win	4/17/21 (1-0)
Last road loss	4/18/21 (4-2)
Last season sweep	2000
Last season swept	2022
Last series win	2017
Last five games	1-4
Last 10 games	1-9
Last shutout win	4/17/21 (1-0)
Last shutout loss	5/1/22 (5-0)
Longest win streak	8 (4/24/99-4/14/02)
Longest losing streak	13 (4/29/07-4/9/11)

USIU

Series Record: 0-1

3/25/83	L	1-0
---------	---	-----

UT ARLINGTON

Series Record: 9-8

3/20/80	L	5-2
3/25/82	L	2-1
3/26/82	L	3-1
3/16/86	W	1-0 (8)
2/27/88	L	4-3
2/28/88	W	6-0
2/25/89	W	3-2 (11)
2/26/89	W	3-0
2/25/90	W	10-1

2/25/90	W	6-1
2/25/93	W	3-0
2/27/93	W	8-0 (5)
3/2/96	W	7-3
2/8/03	L	8-0
2/20/04	L	2-1
2/12/10	L	3-2
2/10/17	L	5-1

UTSA

Series Record: 4-5

2/17/96	L	3-2
3/21/03	L	10-5
2/20/05	W	4-3
3/27/08	W	15-7 (6)
2/13/09	W	10-1 (5)
2/24/17	L	1-0
2/25/17	W	5-4
3/2/18	L	3-2
3/3/18	L	8-0 (5)

UTAH

Series Record: 39-77-1

4/1/78	W	7-2
4/6/79	L	3-2
4/6/79	W	1-0
4/11/80	L	9-4
4/11/80	L	6-0
5/10/80	W	2-0
4/3/81	L	10-2
4/3/81	W	1-0
5/7/81	W	5-4
4/30/82	L	7-0
4/30/82	L	7-0
4/9/83	W	4-1
5/7/83	W	6-2
4/6/84	W	3-0
4/6/84	W	2-1
5/12/84	L	4-1
5/2/85	L	2-0
5/2/85	L	4-2
5/11/85	L	1-0
4/12/86	L	7-5 (10)
4/12/86	L	1-0
4/17/87	L	7-0
4/17/87	L	2-1 (8)
5/13/88	L	5-2
4/17/89	L	4-1
4/21/89	W	3-2
5/12/89	L	6-5
4/7/90	W	2-1
4/7/90	W	3-0
5/10/90	W	7-0
4/6/91	L	4-2
4/6/91	W	4-2
5/10/91	L	2-0
3/7/92	L	4-2
4/9/92	L	7-6 (10)
4/9/92	W	2-0 (10)
4/22/92	L	1-0
5/10/92	L	1-0
5/10/92	L	1-0
3/4/93	L	1-0
3/4/93	W	7-0

4/17/93	L	2-0
4/17/93	L	3-0
5/9/93	W	1-0
5/9/93	L	3-0
4/3/94	L	3-0
4/3/94	L	6-0
5/13/94	W	4-3 (10)n
5/13/94	L	8-1
5/5/95	L	7-5
5/5/95	L	14-5
5/6/95	W	4-3 (8)
5/6/95	L	17-7 (6)
4/6/96	L	15-2
4/6/96	L	14-0
5/3/96	L	5-0
5/3/96	L	9-3
4/10/97	W	5-3
4/10/97	L	3-0
4/11/97	L	8-0
4/11/97	L	4-1
3/8/98	L	4-1
3/8/98	L	6-4
4/18/98	L	4-3
4/18/98	L	5-2
4/9/00	W	7-3
4/9/00	L	9-3
4/28/00	L	7-2
4/28/00	L	4-0
4/13/00	L	4-3
3/30/01	L	14-5
3/30/01	T	5-5
4/22/01	W	2-1
4/22/01	L	9-1
2/23/02	L	5-3
4/5/02	W	7-6
4/5/02	L	3-0
5/3/02	W	8-6
5/3/02	L	11-10
4/13/03	L	7-3
4/13/03	L	10-7
4/27/03	W	7-3
4/27/03	L	6-2
5/8/03	W	5-0
4/16/04	L	1-0
4/16/04	W	7-6
5/1/04	L	4-3
5/1/04	L	7-2
4/17/04	L	1-0
4/17/05	L	3-0
5/1/05	L	5-3
5/1/05	W	3-2
5/12/05	L	1-0
4/16/06	W	5-2
4/16/06	L	5-2
4/28/06	W	7-3
4/28/06	L	8-5
5/11/06	L	9-1 (5)
4/19/07	W	3-1
4/19/07	W	6-5
5/4/07	W	15-5 (5)
5/5/07	L	8-0 (6)
4/4/08	W	4-2
4/5/08	L	4-3
5/8/08	W	6-2

5/8/08	W	9-1 (5)
4/2/09	W	10-7
5/8/09	L	5-2
5/9/09	W	5-2
4/16/10	L	10-2
4/17/10	L	9-1
4/29/10	W	10-6
4/22/11	L	8-0 (5)
4/23/11	L	5-2
5/5/11	L	5-2
3/4/12	L	6-1
2/9/18	L	17-0 (5)

UTAH STATE

Series Record: 29-27

3/31/78	W	8-7
4/7/79	W	2-0
4/7/79	W	3-2
4/4/80	L	3-0
4/4/80	W	5-4
5/10/80	W	3-2 (9)
5/10/80	W	2-1 (8)
4/18/81	W	2-1
4/24/81	L	3-0
4/24/81	L	1-0
4/9/82	L	10-2
4/9/83	L	2-0
4/13/84	W	2-1
4/13/84	L	1-0
5/11/84	L	6-2
3/28/85	L	1-0 (10)
5/1/85	W	3-0
5/1/85	W	3-1
5/4/85	L	5-3
4/11/86	W	1-0
4/11/86	L	4-2
4/18/87	L	14-1
4/18/87	L	7-1
3/5/88	L	6-0
4/15/88	W	2-1
4/15/88	W	8-2
4/22/89	W	7-1
4/22/89	W	3-1
4/6/90	L	7-2
4/6/90	W	5-4
2/18/01	W	5-4
3/1/13	W	4-2
4/25/14	L	12-11
4/26/14	W	20-3 (5)
4/27/14	W	6-4
3/20/15	L	4-0
3/21/15	W	8-7
3/22/15	W	12-2 (6)
3/14/16	L	7-4
3/15/16	W	13-6
3/16/16	W	4-0
4/21/17	L	9-7
4/22/17	W	9-5
4/23/17	L	5-2
4/20/18	L	1-0
4/21/18	W	8-5
4/22/18	L	5-1
4/5/19	L	7-6
4/6/19	W	6-3

4/7/19	L	8-0 (5)
5/14/21	W	9-4
5/14/21	W	9-3
5/15/21	L	5-4
3/25/22	L	5-4
3/26/22	L	4-2
3/27/22	L	13-4 (6)

Series Notes

Last win	5/14/21 (9-3)
Last loss	3/27/22 (13-4 / 6)
Last home win	4/21/18 (8-5)
Last home loss	3/27/22 (13-4 / 6)
Last road win	5/14/21 (9-3)
Last road loss	5/15/21 (5-4)
Last season sweep	1989
Last season swept	2022
Last series win	2021
Last five games	1-4
Last 10 games	3-7
Last shutout win	3/16/16 (4-0)
Last shutout loss	4/7/19 (8-0/5)
Longest win streak	4 (4/15/88-4/22/89)
Longest losing streak	4 (Twice)

UTAH VALLEY

Series Record: 9-2

3/4/06	W	5-4
3/4/06	W	7-2
3/5/06	W	12-1 (5)
3/5/06	W	6-5 (10)
3/17/07	W	3-0
3/17/07	L	5-3
3/18/07	W	8-0 (5)
2/12/11	W	10-2
2/12/11	W	7-2
2/13/11	W	8-3
2/14/15	L	9-3

UTEP

Series Record: 17-12

2/29/04	W	5-0
2/29/04	W	10-1
3/18/04	W	3-1
3/18/04	W	7-2
2/18/06	L	17-7
2/26/06	W	10-7 (8)
2/28/10	L	7-5
4/27/10	L	12-2
4/27/10	L	7-3
3/29/11	W	10-4
3/29/11	L	10-3
5/1/12	L	10-7
5/2/12	L	11-8
5/2/12	W	14-7
4/24/13	W	6-5
4/24/13	W	4-2
3/11/14	L	7-6
3/11/14	W	9-6
3/3/15	W	7-5
3/3/15	W	7-4
3/15/16	W	8-2
3/15/16	W	7-6
3/8/17	W	7-6
3/8/17	L	7-4
3/3/18	L	8-0 (5)
4/16/18	L	7-0
2/8/19	W	15-6
4/9/19	L	7-1

2/24/22	W	5-4
---------	---	-----

VIRGINIA

Series Record: 4-2

3/24/90	L	8-5
3/24/95	L	7-6 (8)
3/23/96	W	8-2
3/24/96	W	4-0
3/19/99	W	2-0
2/21/03	W	11-2

WAGNER

Series Record: 1-0

3/4/22	W	5-2
--------	---	-----

WASHINGTON

Series Record: 1-9

2/23/01	W	3-2
2/23/08	L	3-2
3/21/09	L	14-3 (5) No. 3
3/21/09	L	4-3 (8) No. 3
3/22/09	L	9-2 No. 3
3/18/10	L	10-1 (5) No. 1
3/5/11	L	7-4 (9) No. 5
3/5/11	L	11-2 (6) No. 5
3/6/11	L	12-3 (6) No. 5
3/9/13	L	12-0 (5) No. 19

WEBER STATE

Series Record: 5-10

3/31/78	L	9-7
4/5/79	L	2-1
4/5/79	L	4-0
4/12/80	L	1-0 (8)
4/12/80	L	1-0 (11)
5/8/80	L	1-0
4/4/81	W	2-0
4/4/81	L	5-2
5/1/82	L	7-0
5/1/82	L	7-0
4/8/83	W	6-2
2/27/10	W	8-1
3/23/12	W	13-5 (5)
3/25/12	W	12-1 (6)
2/7/20	L	4-1

WEST TEXAS

Series Record: 4-0

3/8/83	W	4-1
3/8/83	W	1-0
4/30/83	W	3-0
4/30/83	W	5-4

WESTERN CAROLINA

Series Record: 1-0

3/8/19	W	10-0 (5)
--------	---	----------

WESTERN ILLINOIS

Series Record: 1-1

3/11/89	L	10-2
3/16/03	W	7-0

WESTERN KENTUCKY

Series Record: 1-0

3/19/00 W 2-0

5/9/80 W 7-1
5/1/81 W 1-0
5/1/81 W 2-0
4/2/82 L 2-0
4/2/82 L 9-3
3/6/83 W 1-0 (16)

WESTERN MICHIGAN

Series Record: 6-4

5/23/80 L 1-0
3/6/86 W 2-1
3/7/87 L 2-1
3/5/92 W 5-3
3/3/94 W 5-2
3/24/95 L 4-3
2/21/03 L 6-4
2/13/04 W 8-0
2/10/12 W 5-4
2/11/17 W 4-2

WESTERN NEW MEXICO

Series Record: 6-1

4/5/88 W 9-0 (6)
4/5/88 W 8-0 (5)
2/7/99 W 5-0
2/7/99 W 7-0
4/15/03 W 4-2
4/16/03 W 4-0
4/16/03 L 6-4

WICHITA STATE

Series Record: 6-9

3/19/81 W 6-2
3/13/87 L 4-1
3/3/89 L 4-3
3/3/90 W 2-0
2/26/93 W 4-2
3/3/94 L 6-2
3/2/96 W 5-1
2/28/97 L 6-4
2/28/98 W 6-0
3/2/03 L 4-2 (8)
3/8/03 L 5-2
3/9/03 L 4-3
2/21/04 W 2-0
2/25/05 L 4-3
2/2/08 L 8-6

WISCONSIN

Series Record: 1-4

2/10/06 L 5-3
2/20/09 L 4-3
3/15/15 W 3-1
3/12/22 L 3-1
3/13/22 L 6-3

WRIGHT STATE

Series Record: 2-0

3/7/08 W 5-4
3/8/08 W 8-4

WYOMING

Series Record: 7-5

4/29/78 W 5-4
4/28/79 L 2-0
4/28/79 L 3-2
3/14/80 W 9-1
4/25/80 L 6-3
4/25/80 W 3-2

STATISTICAL HISTORY BY YEAR

HITTING

Year	G	AVG.	AB	R	H	2B	3B	HR	TB	RBI	BB	SLG%	OB%	SO	SB-ATT
2022	53	.271	1401	225	379	57	9	46	592	209	178	.423	.354	283	20-24
2021	46	.228	1104	140	252	53	6	30	407	129	108	.369	.312	279	30-37
2020	26	.254	642	131	163	44	2	22	277	119	107	.431	.367	123	10-12
2019	53	.231	1281	189	296	56	8	34	470	176	179	.367	.333	400	10-13
2018	53	.244	1285	182	313	51	7	33	477	169	178	.371	.345	377	29-39
2017	50	.292	1325	196	387	59	7	28	544	177	99	.411	.346	177	24-29
2016	50	.287	1361	235	390	67	8	38	587	204	154	.431	.366	242	20-25
2015	54	.299	1447	272	432	71	12	43	656	240	170	.453	.382	225	36-50
2014	52	.297	1345	234	400	59	12	32	579	211	129	.430	.367	216	32-44
2013	56	.247	1427	166	352	35	9	21	468	147	115	.328	.313	347	53-70
2012	52	.311	1464	347	455	70	11	95	832	319	163	.568	.392	283	35-42
2011	45	.297	1201	217	357	67	13	40	570	197	104	.475	.357	219	26-41
2010	48	.275	1235	191	340	56	14	23	493	171	118	.399	.342	274	87-110
2009	48	.287	1281	207	368	79	4	23	524	189	141	.409	.367	240	55-78
2008	51	.261	1247	221	325	56	7	37	506	191	183	.406	.362	260	81-111
2007	45	.277	1092	212	303	46	7	34	465	188	173	.426	.392	247	72-94
2006	54	.300	1423	260	427	77	8	38	634	244	115	.446	.361	233	11-14
2005	50	.233	1337	150	311	56	5	21	440	132	82	.329	.286	233	10-13
2004	65	.247	1700	197	420	68	7	34	604	166	134	.355	.312	304	25-32
2003	63	.259	1619	194	420	56	9	21	557	164	122	.344	.321	293	36-44
2002	47	.254	1230	170	313	44	3	27	444	154	119	.361	.330	192	46-56
2001	64	.275	1685	250	463	74	8	21	616	222	203	.366	.358	265	87-101
2000	56	.296	1512	265	448	89	0	46	675	238	156	.446	.369	230	62-80
1999	56	.297	1515	271	450	79	4	37	648	227	139	.428	-	169	79-98
1998	63	.266	1667	237	444	79	17	15	602	208	133	.361	.327	234	38-58
1997	57	.259	1475	192	382	65	12	13	510	164	138	.346	-	216	79-99
1996	50	.261	1346	171	351	64	9	9	460	127	75	.342	.302	222	69-79
1995	48	.246	1234	143	303	49	4	13	399	130	87	.323	.297	207	43-54
1994	49	.297	1262	209	375	53	4	20	496	169	93	.393	.346	179	49-61
1993	54	.223	1344	156	300	47	6	14	401	123	120	.298	-	189	43-56
1992	51	.246	1243	133	306	37	5	8	377	92	102	.303	.311	166	70-92
1991	54	.255	1398	186	356	41	5	12	443	144	120	.317	.401	177	98-123
1990	50	.257	1302	180	335	46	9	15	444	137	132	.341	.385	157	116-131
1989	46	.299	1237	229	370	58	20	14	510	188	148	.413	.417	117	100-115
1988	43	.260	1075	162	280	40	3	13	365	132	87	.340	-	123	39-50
1987	41	.209	1009	93	211	36	5	4	269	64	96	.267	.342	130	18
1986	37	.254	949	136	241	29	12	6	312	104	83	.329	-	121	37
1985	52	.264	1351	187	358	49	20	10	477	153	95	.353	.337	187	61-78
1984	42	.242	1107	127	268	36	11	7	347	103	108	.313	.339	211	57-70
1983	51	.226	1255	140	285	30	16	8	371	104	115	.296	.343	200	53-70
1982	26	.224	678	55	152	13	11	3	196	45	53	.289	-	112	4-15
1981	53	.211	1420	126	301	28	7	3	352	98	149	.248	-	185	44
1980	50	.234	1286	164	279	23	22	5	361	143	124	.281	-	104	46

FIELDING

Year	PO	A	E	DP	FLD%
2022	1045	390	74	14	.951
2021	836	357	71	19	.944
2020	494	194	30	13	.958
2019	952	321	76	6	.944
2018	978	400	78	13	.946
2017	958	446	72	16	.951
2016	989	466	65	17	.957
2015	1087	460	78	24	.952
2014	957	447	60	23	.959
2013	1068	473	68	20	.958
2012	1004	462	72	14	.953
2011	857	422	53	15	.960
2010	930	452	66	21	.954
2009	936	493	67	27	.955
2008	981	433	77	24	.948
2007	846	339	48	8	.961
2006	1040	526	66	20	.960
2005	1058	537	66	19	.960
2004	1318	611	74	21	.963
2003	1265	551	83	19	.956
2002	1445	939	71	13	.951
2001	1290	676	88	31	.957
2000	1133	533	73	36	.958
1999	1137	551	64	18	.963
1998	1253	604	89	23	.954
1997	1119	475	101	9	.940
1996	996	424	79	14	.947
1995	931	506	73	16	.952
1994	964	467	74	18	.951
1993	1110	530	67	13	.961
1992	1012	495	58	16	.963
1991	1105	528	75	27	.956
1990	1048	524	60	20	.963
1989	902	473	55	20	.962
1988	864	429	67	10	.951
1987	-	-	-	-	-
1986	791	485	53	10	.960
1985	1142	441	65	22	.960
1984	922	401	57	11	.959
1983	1029	406	63	8	.958
1982	-	-	-	-	-
1981	-	-	-	-	-
1980	-	-	-	-	-

PITCHING

Year	G	W	L	SHO	IP	H	R	ER	ERA	SO	BB	WP	HBP	B/AVG.	AB
2022	53	26	27	3	348.1	406	287	201	4.04	281	140	26	63	.281	1443
2021	46	10	36	1	278.2	440	314	260	6.53	100	147	11	52	.356	1236
2020	26	11	15	2	164.2	205	138	109	5.96	66	88	19	13	.308	800
2019	53	12	41	3	317.1	453	375	302	8.57	197	205	38	30	.325	1664
2018	53	14	39	0	326	493	372	299	8.25	141	205	23	34	.342	1727
2017	50	20	30	3	319.1	436	266	211	5.95	139	122	22	32	.322	1540
2016	50	23	27	1	329.2	479	274	227	6.20	138	105	20	53	.338	1623
2015	54	29	25	1	362.1	417	270	213	5.29	196	201	34	57	.284	1773
2014	52	16	36	0	319	506	407	349	9.85	196	271	31	57	.361	1770
2013	56	21	35	4	356	432	282	220	5.56	234	184	23	41	.293	1741
2012	52	27	25	3	334.2	480	310	261	7.02	147	195	15	34	.332	1716
2011	45	19	26	2	285.2	378	243	203	6.40	136	103	18	14	.316	1338
2010	48	11	37	3	310	463	335	271	7.87	129	109	12	24	.338	1534
2009	48	13	35	2	312	494	323	268	7.73	75	175	39	23	.367	1594
2008	51	25	26	2	327	400	235	192	5.28	210	91	17	29	.301	1496
2007	45	20	25	4	282	354	234	182	5.81	154	113	14	14	.306	1330
2006	54	23	31	4	346.2	446	308	261	6.78	210	214	24	15	.313	1707
2005	50	16	34	3	352.2	367	205	169	3.35	201	151	17	12	.268	1370
2004	65	30	35	12	439.1	417	231	187	2.98	339	149	30	22	.246	1694
2003	63	25	37	10	420.2	445	243	173	2.88	316	158	13	14	.267	1664
2002	47	18	28	2	313.0	449	234	185	5.32	147	66	-	41	.332	1353
2001	64	39	24	17	429.2	395	170	133	2.17	279	87	-	18	.242	1629
2000	56	38	18	9	376.1	363	170	136	2.53	223	66	-	-	.252	1447
1999	56	42	14	17	380	316	103	79	1.46	224	51	-	-	.225	1407
1998	63	23	40	7	417.2	454	255	202	3.39	197	113	-	15	.273	1834
1997	57	19	38	5	372.1	458	273	198	3.72	147	109	-	-	.294	1558
1996	50	18	32	2	332.2	414	233	181	3.81	116	151	-	-	.305	1357
1995	48	12	36	3	311	406	265	194	4.37	85	176	-	-	.321	1262
1994	49	26	23	4	321.1	383	172	115	2.51	121	72	-	-	.297	1290
1993	54	33	21	20	370.2	259	95	65	1.23	234	87	-	-	.197	1317
1992	51	30	21	-	346	280	109	77	1.56						

COACHING HISTORY

Year	W	L	T	Coach
1978	20	19	0	Susan Craig
1979	22	26	0	Susan Craig
1980	30	20	0	Susan Craig
1981	34	19	0	Susan Craig
1982*	4	22	0	Susan Craig
1983	35	16	0	Susan Craig
1984	28	14	0	Susan Craig
1985	30	22	0	Susan Craig
1986	22	15	0	Susan Craig
1987	11	27	0	Susan Craig
1988	21	22	0	Susan Craig
1989	29	17	0	Susan Craig
1990	31	19	0	Susan Craig
1991	35	19	0	Susan Craig
1992	30	21	0	Susan Craig
1993	33	21	0	Susan Craig
1994	26	22	0	Susan Craig
1995	12	36	0	Susan Craig
1996	18	32	0	Susan Craig
1997	19	38	0	Susan Craig
1998	23	40	0	Susan Craig
1999	42	14	0	Susan Craig
2000	38	18	0	Susan Craig
2001	39	24	1	Susan Craig
2002	18	29	1	Susan Craig
2003	25	37	1	Kim Newbern
2004	30	35	0	Kim Newbern
2005	16	34	0	Kim Newbern
2006	23	31	0	Kim Newbern
2007	20	25	0	Ty Singleton
2008	25	26	0	Ty Singleton
2009	13	35	0	Ty Singleton
2010	11	37	0	Ty Singleton
2011	19	26	0	Erica Beach
2012	27	25	0	Erica Beach
2013	21	35	0	Erica Beach
2014	16	36	0	Erica Beach
2015	29	25	0	Erica Beach
2016	23	27	0	Erica Beach
2017	20	30	0	Erica Beach
2018	14	39	0	Paula Congleton
2019	12	41	0	Paula Congleton
2020	11	15	0	Paula Congleton
2021	10	36	0	Paula Congleton
2022	26	27	0	Paula Congleton

*Indicates first year affiliated with the NCAA

LOBO COACHING RECORDS

Coach	W	L	T	Win %
Susan Craig	650	572	2	.531
Kim Newbern	94	137	1	.407
Ty Singleton	69	123	0	.359
Erica Beach	155	204	0	.432
Paula Congleton	73	158	0	.316

ALL-TIME LOBO RECORD

Seasons	W	L	T	Win %
45	1,041	1,194	3	.465


LOBOS IN THE POSTSEASON

Coach	Year	Record	Assoc.
Susan Craig	1980	0-2	AIAW
Susan Craig	1981	1-2	AIAW
Susan Craig	1983	1-2	NCAA

AWARDS AND HONORS

ALL-AMERICANS

- 1986 Kathy DyerFirst Team (NSCA)
- 1990 Kim Braatz.....Second Team (NSCA)
- 1989 Karla Ismay.....Second Team (NSCA)
- 1990 Tracy Vun Kannon Third Team (NSCA)
- 2012 Jessica Garcia Third Team (NFCA)
- 2012 Jessica GarciaSecond Team (Easton Fastpitch)
- 2015 Mariah Rimmer(National Strength & Conditioning Association)



Paula Congleton

ALL-REGION/DISTRICT

- 1981 Claire MillerSecond Team
- 1984 Allison Maney.....Second Team
- 1984-85 Sue Kragseth.....Second Team
- 1984,1987 Sue Inman.....Second Team
- 1985 Meg Connors.....Second Team
- 1985-86 Sheila Blonigan.....First Team
- 1987-89 Liz Bogdanovic.....First Team
- 1983 Tippy Borrego.....First Team
- 1990 Terri Bailey.....Second Team
- 1990 Wendy Beeghly.....Second Team
- 1990 Kim Braatz.....First Team
- 1990 Angel LoGreco.....Second Team
- 1990 Jody Lunz.....Second Team
- 1991 Gloria Marcott.....Second Team
- 1991 Tracy Vun KannonSecond Team
- 1994 Heather MedearisSecond Team
- 2002 Brooke Chaffee.....First Team
- 1996 Casey Coffman.....First Team
- 1985, 1987 Kathy DyerFirst Team
- 1981-83 Tammy Goff.....First Team
- 1989 Karla Ismay.....First Team
- 1985 Michelle Madrid.....First Team
- 1992 Dena Mullins.....First Team
- 1985 Diane SettleFirst Team
- 1986-87, 1989 Beth Unterbrink.....First Team
- 1990 Tracy Vun KannonFirst Team
- 2000 Krissy Keene.....Second Team
- 2001 Amy Dumas.....Second Team
- 2001 Kelly Glass.....Second Team
- 2001 Kathy Moore.....Second Team
- 2003 Ashley VanBoxmeerSecond Team
- 2005-06, 2008 Lindsey Elcess.....Second Team
- 2006 Kristina Schmallen.....Second Team
- 2011 Jessica Garcia.....Second Team
- 2012 Jessica Garcia.....First Team
- 2012 Stefanie Carramusa.....Second Team
- 2016 Chelsea Johnson.....Third Team
- 2016 Mariah RimmerThird Team

CONFERENCE HONORS

- Dena MullinsWAC Player of the Year (1992)
- Heather Medearis WAC Freshman of the Year (1992)
- Susan Craig* WAC Coach of the Year (1999)
- Susan Craig/Ken Johnson.WAC Coach of the Year (1992)
- * Co-Coach of the Year

ALL-CONFERENCE

- Chelsea Anaya (MW)2012
- Crisitn Anderson (MW)2010
- Ashley Archuleta (MW).....2022
- Terry Bailey (WAC) 1991, 1992
- Renee Bergeron (WAC).....1996
- Sheila Blonigan (HCAC).....1986
- Liz Bogdanovic (HCAC).....1988, 1989
- Tippy Borrego.....1980, 1981
- Kim Braatz (WAC).....1991
- Michelle Carter2002
- Michelle Cash (WAC)1995
- Danielle Cassara (WAC).....1997, 2000
- Danielle Castro (MW)2011
- Stefanie Carramusa (MW).....2011, 2012
- Brooke Chaffee2002
- Cassie Chavez2002, 2006
- Casey Coffman (WAC)1993, 1995, 1996
- Kathy Dyer (HCAC) 1986
- Jessica Garcia (MW)2012
- Julie Garcia (WAC) 1991, 1992
- Kelly Glass 2000-2003
- Tammy Goff1980, 1981
- Brandi Heimburg (MW).....2014, 2015
- Arlene Hernandez (HCAC)1986
- Marnie Hill (WAC).....1994, 1997
- Lainie Horne (WAC)1999
- Andrea Howard (MW) 2018, 2020, 2022
- Sue Inman (HCAC).....1986
- Karla Ismay (HCAC)1989
- Chelsea Johnson (MW).....2016, 2017, 2018
- Willow Kalinen (MW)2014
- Krissy Keene.....2000
- Stephanie Kennedy.....2004
- Angel LoGreco (HCAC)1990
- Jody Lunz (WAC)1991
- Gloria Marcott (WAC)..... 1991, 1992
- Briana Martinez (MW)2020
- Raylene Mayer (HCAC)1988
- Heather Medearis (WAC)1994, 1995
- Claire Miller1980
- Kathy Moore.....2000, 2001
- Dena Mullins (WAC)1992, 1993
- Iraina Ogas.....2003
- Cameryn O'Grady (MW)2019, 2020, 2021
- Hayley Punter.....2001
- Mariah Rimmer (MW)2015, 2016
- Stephanie Smith (WAC)..... 1991, 1992, 1994
- Naomi Tellez (MW)2014
- Beth Unterbink (HCAC)1988, 1989
- Tracy Vun Kannon (HCAC).....1990
- Jackie Van Hooydonk (WAC)1997
- Ashley VanBoxmeer2003
- Kristina Schmallen.....2005, 2006
- Analise Rubalcava.....2007
- Katie Gilmore2008
- Analise Rubalcava.....2009
- Samantha Hughes2009

ACADEMIC ALL-CONFERENCE

- Chelsea Anaya..... 2011-12, 2014
- Nicole Abeyta (WAC)1997-99
- Ashley Allen.....2007-08
- Cristin Anderson.....2009
- Ashley Archuleta2022
- Jordyn Bledsoe2010-12
- Jamar Bynum.....2002-03

- Sydney Broderick2018-22
- Tiffany Bradley.....2002-03
- Erin Brandow2008-10
- Savannah Braun2021
- Brooke Breland.....2016
- Kali Brim.....1999-00
- Maggie Buckholz2019
- Kristy Byrge (WAC).....1997
- Janae Cameron2022
- Heather Carter.....2006
- Michelle Carter2000-01,01-02
- Jasmine Casados.....2014, 2016
- Tiffani Chambers.....1999-00,00-01,01-02
- Shenise Cox2009-12
- Kayce Danna2006
- Kaela DeBroeck2010-12
- D'Andra DeFlora.....2016, 2018-19
- Becky Dover2004-07
- Michala Erickson.....2014, 2016, 2017
- Marianna Fenelli1999-00,00-01
- Krissy Fortner2016, 2017, 2018
- Shelbie Franc2014-16, 17
- Jessica Garcia2009, 2012
- Julie Garcia (WAC)1992
- Samantha Gatson2010
- Katie Gilmore2007-10
- Juanita Gonzales2001-02
- Emma Guindon.....2021-22
- Jade Gray2017
- Sheryl Guillermo2010, 2012
- Ally Hakeem2011-12, 2014
- Karissa Haleman2016
- Kasey Halleen2016-19
- Talia Hannappel2021
- Daryn Haslam.....2019
- Rachael Hathoot2020-21
- Brandi Heimburg2014
- Ora Hensley2003-04
- Mia Hignojo2014
- Kerry Hodgins2009-12
- Ryanne Hodgins.....2003-07
- Andrea Howard2018-22
- Samantha Hughes2006-09
- Kaity Ingram2011
- Chelsea Johnson.....2016-17, 2018
- Casandra Kalapsa2010-12
- Willow Kalinen2014
- Krissy Keene1999-00,00-01
- Bailey Klitzke.....2019, 2020
- Kim Korsak.....2002-03,03-04
- Melissa Krolik (WAC)1997-1999
- Terri Laguna (WAC).....1992-93, 1995
- Amber Linton2022
- Sara Loeffelholz2007
- Angelica Lujan.....2018
- Jessica Lujan-Dresslar2009-12
- Briana Martinez2020-22
- Jensen Main2017
- Callie McGarrigle.....2017
- Allison McMillan1999-00
- Tess McPherson2016, 2017
- Kelly Ninemire2008
- Cameryn O'Grady.....2017-21
- Samantha Oliver2018
- Gabriella Parra2008
- Ashley Perkins2003-04,04-05
- Caley Peterson2004-05
- Hayley Punter.....2000-01,01-02
- Amy Ray2004-07
- Mariah Rimmer2016
- Christina Rios2004-05
- Ashlyn Roberts.....2021-22
- Danielle Robertshaw (WAC)1997, 1999
- Peyton Robinson2021-22
- Lisa Rodrigues.....2014, 16
- Tori Rogers.....2007
- Analise Rubalcava2007-09
- Tanya Saavedra (WAC)1996
- Monica Salas.....2018-19

Brianna Sanchez 2020
 Diamond Sandoval 2021-22
 Jen Sena 2003-04
 Gavyn Shafer 2020
 Ashley Shartzler 2004-05
 Samantha Simons 2021
 Jordan Sjostrand 2012, 2014
 Cheyenne Smith 2016, 17
 Lauren Soles 2016
 Kiana Spencer 2019
 Gabrielle Stacey 2014
 Naomi Tellez 2014
 Sydney Townes 2018-19
 Reyann Tuck 2020-22
 Alexis Vigil 2021
 Cayley Warner 2000-02
 Aleyah Wilbon 2019
 Lauren Wilmert 2017-21
 Liz Young 2004-06
 Taryn Young 2020-22

ACADEMIC ALL-AMERICAN

Tiffani Chambers 2002
 Paula Congleton 1981
 1980, 1982 (Honorable Mention)
 Cayley Warner 2002
 Andrea Howard (CoSIDA) Second Team, 2019
 First Team, 2021
 First Team, 2022

ACADEMIC ALL-DISTRICT

Ryanne Hodgins 2005
 Katie Gilmore Second Team 2010
 Cassandra Kalapsa Second Team 2011
 Brandi Heimburg (CoSIDA) First Team 2015
 Andrea Howard (CoSIDA) First Team, 2019
 First Team, 2021
 First Team, 2022

**NFCA ALL-AMERICA
 SCHOLAR ATHLETES**

Kaela DeBroeck 2011
 Tiffani Chambers 2001
 Marianna Fenelli 2001
 Madeline Greene 2011
 Sheryl Guillermo 2011
 Ally Hakeem 2011
 Kaity Ingram 2011
 Cassandra Kalapsa 2011
 Kristina Keene 2001
 Jessica Lujan-Dresslar 2011
 Cayley Warner 2000, 2001

CONFERENCE PLAYERS OF THE WEEK

Chelsea Anaya 2/24/13
 Stefanie Carramusa 4/19/11, 2/28/12, 3/27/12
 Jasmine Casados 3/4/14, 3/11/14, 4/6/15
 Danielle Cassara 2/9/98, 3/2/98,
 4/5/99, 4/10/00, 5/8/00
 Brooke Chaffee 4/19/00, 4/25/00
 Tiffani Chambers 2/7/01
 Cassie Chavez 3/21/06
 Casey Coffman 2/12/96
 Shenise Cox 2/21/12
 Shaunte Duarte 2/24/09
 Lindsey Elcess 4/5/05, 4/3/07
 Marianna Fenelli 2/8/99
 Jessica Garcia 3/15/11, 2/14/12
 Julie Garcia 4/14/92
 Katie Gilmore 4/29/08, 3/2/10
 Rachael Hathoot 5/11/21
 Andrea Howard 5/18/21, 2/22/22
 Chelsea Johnson 3/29/16, 4/19/16
 Cassandra Kalapsa 4/9/13
 Kristy Keene 3/27/01

Stephanie Kennedy 2/16/04
 Sarah Maulorico 3/21/00
 Kathy Moore 3/8/00
 Iraina Ogas 3/2/04
 Cameryn O'Grady 3/3/20, 4/27/21
 Janis Robinson 4/21/97
 Analise Rubalcava 3/14/06, 4/17/07
 Kristina Schmallen 3/28/06
 Ashley VanBoxmeer 3/3/03

CONFERENCE PITCHERS OF THE WEEK

Danielle Cassara 2/9/99, 3/23/99,
 2/8/00, 2/29/00, 3/21/00
 Amy Dumas 3/20/01, 3/27/01, 3/3/03
 Samantha Gatson 3/2/10
 Katie Gregg 3/28/06, 4/11/06
 Amber Linton 3/1/22
 Kathy Moore 2/22/99, 2/15/00, 4/25/00
 Kelly Ninemire 3/20/07, 3/11/08
 Ashley Perkins 2/24/04, 3/2/04, 3/22/05
 Caley Peterson 3/14/06
 Hayley Punter 4/10/01
 Carrie Sheehan 4/8/2012, 2/24/15
 Lauren Soles 2/19/2013, 2/10/15
 Tess McPherson 2/14/17

CONFERENCE FRESHMAN OF THE WEEK

Emma Bramson 2/2/22



Cayley Warner



ALL-TIME LETTERWINNERS

	-A-	Edelbrock, Kelli Elcess, Lindsey Erickson, Michala	1996-99 2005-08 2009-10 2011-14 2022-current 1981-82		-E-	2004 2005-08 2014-17	Jenkins, Skylar Johnson, Chelsea Johnson, Day'Mian Johnson, Tracy Jones, Taylor	-J-	2019-2020 2015-2018 2018 1987-88 2018-2020
Babeyta, Nicole Allen, Ashley Anderson, Cristin Anaya, Chelsea Archuleta, Ashley Archuleta, Bridge		Fenelli, Marianna Ferguson, Kennedy Fetman, Melissa Finnegan, Laurie Fohrman, Samantha Fortner, Krissy Franc, Shelbie			-F-	1998-01 2019-2020 2000-01 1985 2022-current 2015-2018 2014-17	Kalapsa, Cassandra Kalinen, Willow Keene, Krissy Kennedy, Stephanie Klitzke, Bailey Kornegay, Chaniece Korsak, Kim Kostyszyn, McKenna Kragseth, Sue Krolik, Melissa	-K-	2010-13 2014 1998-01 2003-04 2019-2020 1990-92 2001-04 2022 1981-84 1996-99
Bachis, Taryn Bailey, Terri Baldwin, Jodi Balkovec, Rachel Beeghly, Wendy Bergeron, Renee Bethke, Marissa Birkinshaw, Olivia Blanchard, Brandy Blankenship, Denise Bledsoe, Jordyn Blonigan, Sheila Bogdanovic, Liz Borrego, Tippy Braatz, Kim Bradley, Tiffany Bramson, Emma Brandow, Erin Braun, Savannah Breland, Brooke Brim, Kali Broderick, Sydney Buckholz, Maggie Buddenhagen, Alexis Buhrow, Hildy Bustos, Roxanne Bynum, Jamar Byrge, Kristy	-B-	Gallucci, Katie Garcia, Jessica Garcia, Julie Garrison, Christy Gatson, Samantha Geith, Courtney Gelfand, Jordan George, Tianna Gilkey, Linda Gilmore, Katie Glass, Kelly Goff, Gilli Goff, Tammy Gonzales, Juanita Gonzalez, Aysiah Graf, Kathy Gray, Jade Greene, Madeline Gregg, Katie Griego, Gloria Grey, Julie Guillermo, Sheryl Guindon, Emma Gutierrez, Kari	1979 1989-92 1995 2007-08 1988-91 1993-96 2017-18 2022- current 1993 1983 2010, 2012-13 1983-86 1986-89 1981-82 1990-91 2001-03 2022- current 2007-10 2021-current 2016 2000 2018-2022 2019 2020 1979 1985 2003-04 1995-97		-G-	2015-current 2009-12 1989-92 1995 2010 2013 2017-current 2008-2009 1982-83 2007-10 1999-2003 1981-82 1978-81 2001-02 2022-current 1982-83 2015-2018 2011 2005-06 1978 1985 2010-13 2021-2022 2010-13	Laguna, Terri Linton, Amber Little, Rehanna Loeffelholz, Sara LoGreco, Angel Longerot, Lisa LoNigro, Carmen Lucero, Amy Lucero, Shelby Lujan, Angelica Lujan-Dresslar, Jessica Lunz, Jody	-L-	1992-95 2022-current 2015 2007-08 1987-90 1987 1998-99 1983-86 2014 2017-18 2009-12 1988-91
Cahill, Tierney Cameron, Janae Campbell, Nancy Carramusa, Stefanie Carter, Heather Carter, Michelle Caruso, Mary Casados, Jasmine Cash, Michelle Cassara, Danielle Castro, Danielle Chaffee, Brooke Chambers, Tiffani Chavez, Cassie Coffman, Casey Cole, Missi Congleton, Paula Connors, Meg Cox, Shenise Crail, Brittany Cramer, Katie Cranmer, Elena Cravens, Cindy	-C-	Haley, Jennifer Halleen, Kasey Hakeem, Ally Haleman, Karissa Hannappel, Talia Hannifin, Joy Hanson, Ann Harrison, Jana Haslam, Daryn Hatfield, Dejah Hathoot, Rachael Heimburg, Brandi Hensley, Ora Hernandez, Arlene Hernandez, Jennifer Higgins, Arvita Hill, Marnie Hignojos, Mia Hinojos, Sandi Hodgins, Kerry Hodgins, Ryanne Holyfield, Kim Horne, Lainie Howard, Andrea Howell, Patty Hudson, Ashley Hughes, Samantha Huibregtse, Holly Hutson, Robyn	1986 2022- current 1978-79 2010-12 2006-08 2001-02 1978 2014-17 1992-95 1997-00 2009-12 1999-02 1999-02 2002, 2004-06 1993-96 1991 1981-83 1981-84 2009-12 2006-07 1990-91 1999-03 1978-81		-H-	1997 2016-19 2011-14 2013-16 2021 1995-98 1988 1986-89 2019 1996 2020-current 2014-15 2003-04 1985-86 2020 1978-79 1993-97 2012-15 1989-93 2009-12 2004-07 2007-08 1997-00 2018-2022 1978 2008 2006-2009 1995 2004	Machac, Madelyn Madrid, Michele Magana, Mimi Main, Jensen Maney, Allison Manley, Kelly Marcott, Gloria Marquez, Merlinda Marshall, Kaye Martinez, Briana Martinez, Savana Matteson, Karen Maulorico, Sarah Mayer, Raylene McComb, Mary Ann McCoy, Lauren McGarrigle, Callie McGrath, Tammy McKinnon, Molly McMillan, Alli McPherson, Tess Medearis, Heather Mejia, Krystal Mendenhall, Jen Mendoza, Stephanie Mickelson, Corrine Miller, Claire Mills, Michelle Minick, Amy Moore, Kathy Mosely, Arvadite Mullins, Dena	-M-	2008 1982-85 1997-98 2017-18 1982-85 1993 1991-92 1999 1982 2020-current 2022-current 1992-94 2000 1988-91 1983 2002 2016-17 1978 2002 2014-17 1992-95 2002 2006 1994 1978 1981-83 1979-82 1986-89 1998-01 1978 1992-93
Danna, Kayce DeBroeck, Kaela DeFant, Chris DeFlora, D'Andra Deitrich, Jennifer Dinius, Venisa Dover, Becky Dow, Suzanne Duarte, Shaunte Duffy, Taylor Dumas, Amy	-D-	Illig, Jacque Ingram, Kaity Inman, Sue Ismay, Karla	2005-06 2010-13 1987-90 2016-19 2006-07 1984-85 2004-07 1995-98 2009-10 2015 2001-04		-I-	1989-92 2011, 2013 1983-86 1986-89	Navarrette, Molly Nelson, Kyla Nethery, Kristen Nielson, Terri Ninemire, Kelly Noyes, Kim	-N-	1979 2008 1987-90 1985 2007-08 1984



THE UNIVERSITY OF NEW MEXICO



LOBO SOFTBALL FIELD

LOBO SOFTBALL FIELD UNDERWENT A RENOVATION PRIOR TO THE 2020 SEASON WITH UPGRADES TO THE FIELD, BATTING CAGES AND LOCKER ROOM.

WE ARE NEW MEXICO



THE UNIVERSITY OF NEW MEXICO

Founded in 1889 as New Mexico's flagship institution, The University of New Mexico now occupies nearly 800 acres near old Route 66 in the heart of Albuquerque, a metropolitan area of more than 500,000 people. From the magnificent mesas to the west, past the banks of the historic Rio Grande to the Sandia Mountains to the east, Albuquerque is a blend of culture and cuisine, styles and stories, people, pursuits and panoramas. Offering a distinctive campus environment with a Pueblo Revival architectural theme, the campus buildings echo nearby Pueblo Indian villages. The nationally recognized campus arboretum and the popular duck pond offer an outstanding botanical experience in the midst of one of New Mexico's great public open spaces.

The People

As a Hispanic-Serving Institution, the University represents a cross-section of cultures and backgrounds. In fall of 2017, 25,015 students attended main campus with another 7,609 students at branch campuses and education centers.

UNM boasts an outstanding faculty that includes a Nobel Laureate, two MacArthur Fellows, 35 Fulbright scholars and several members of national academies. Faculty publish in many professional journals including Scientific American, The New England Journal of Medicine and Nature. UNM professors have been quoted in Newsweek, Los Angeles Times, Business Week, People Magazine, Parade Magazine, U.S. News and World Report, and The New Yorker, among others. They have shared their expertise on CNN, the Today Show, Good Morning America, Nova National Geographic and other news shows.

UNM employs more than 20,000 people statewide, including employees of University Hospital. It has more than 159,000 active alumni, with Lobos in every state and more than 1,400 alumni outside the U.S. More than half of UNM's alumni choose to remain in New Mexico.

The Places


The University has branch campuses in Gallup, Los Alamos, Taos and Valencia County, plus UNM West, an extension campus in Rio Rancho. UNM offers bachelor and graduate degree completion programs throughout the state via Extended Learning and has education centers located at the four branch campus locations as well as in Santa Fe, Farmington, and at Kirtland Air Force Base. UNM's libraries, museums, galleries and performance spaces are a rich cultural resources for the state. Home to the Lobos and contenders in the Mountain West, UNM athletics draws fans from all over. Dreamstyle Arena is one of college basketball's most famous and recognizable buildings. In fact, The Pit was ranked 8th by USA Today as one of the best arenas to watch college basketball.



The Programs

UNM is a place where cutting-edge research and creative endeavors flourish. UNM research injects millions of dollars into New Mexico's economy, funds new advancements in healthcare, and augments teaching – giving students valuable hands-on training in state-of-the-art laboratories.

The Health Sciences Center is the state's largest integrated health care treatment, research and education organization. U.S. News and World Report's 2015 edition of "America's Best Graduate Schools" ranks the UNM



School of Medicine 40th in primary care and 83rd in research, while specific areas also rank again among the top 10 – rural medicine, second, and family medicine, ninth. Additionally, in health disciplines, UNM's nursing/midwifery program is ranked fifth. UNM School of Law is ranked 72th, while ranking ninth in clinical training. UNM College of Fine Arts is ranked 53rd, with its photography program ranked fifth in the nation. The engineering program is ranked 87th nationally, with electrical engineering coming in at 53rd, and Chemical Engineering ranking at 58th.

UNM is the only Hispanic-Serving Institution in the U.S. that is also classified a Carnegie Research University with Very High Activity. Recently, Hispanic Business Magazine ranked four University schools among the top 10. The list included: UNM School of Law, seventh; UNM Anderson School of Management, fourth; UNM School of Medicine, seventh; and the UNM School of Engineering, sixth.

Among the University's outstanding research units are the Center for Advanced Research Computing, Cancer Center, New Mexico Engineering Research Institute, Center for High Technology Materials, Design Planning Assistance Center, and the Mind Research Network.

UNM Traditions-The Lobo Nickname

A number of legends have arisen over the years as to how The University of New Mexico got "Lobo" as its official nickname. When the university began playing football in 1892, the team was simply referred to as "The University Boys" or "Varsities" to distinguish themselves from the prep school kids.

The student body, at least as early as 1917, began to seriously explore the possibilities for both a mascot and a new name for the student newspaper, which was then called simply the "U.N.M. Weekly." Several names for the paper were suggested, including The Rattler, the Sand Devil, the Ki-yo-te and the Cherry and Silver. However, there was no single name that struck a responsive chord among the students and when school opened in the Fall of 1920 the U.N.M. Weekly was still there.

On Sept. 22, 1920, sophomore George S. Bryan, editor of the U.N.M. Weekly and student manager of the football team, was present at a Student Council meeting for the purpose of suggesting that the University teams be given a mascot name as at that time many universities had mascot names for their teams. Bryan suggested Lobo, the Spanish word for wolf, as the nickname. The name was enthusiastically received. The Oct. 1 issue of the student paper said, "The Lobo is respected for his cunning, feared for his prowess, and is the leader of the pack. It is the ideal name for the

THE UNIVERSITY OF NEW MEXICO

Varsity boys who go forth to battle for the glory of the school. All together now; fifteen rahs for the LOBOS.”

From that beginning, the Lobo nickname has remained with The University of New Mexico for over almost 100 years.



UNM Traditions - The Lobo Mascot

After “Lobo” was adopted as the school’s nickname in 1920, it was not long thereafter that a real Lobo became the mascot.

Bruno Dieckmann, class of 1902, and by 1920 a successful Albuquerque insurance and real estate agent, acquired the first Lobo for the University at his own expense. At the time he was treasurer of the Athletic Association and “one of the most admired men in town.”

Elsie Ruth Chant, class of 1923, recalled, “All of the girls on campus wanted to be seen with him. He was an accomplished concert violinist as well as being a successful businessman, and he was rich. He drove a Stutz Bearcat convertible around town and all of the girls would compete to get rides with him. Sometimes he had five or six girls in the car, and when he finally got married, he left broken hearts all over campus. Anyway, he either caught it himself or he paid to have a wolf captured in the Mount Taylor area. The wolf was brought into the school and a student by the name of Bowman would take it on a leash to the football practice area.”

Apparently, a government trapper named Jim Young caught a wolf pup on the Floyd Lee Ranch near Mount Taylor in western part of the state. The cub became the responsibility of the cheerleaders and it appeared in harness at every football game. However, in the late 20s, a child teased the wolf and the child was bitten at one of the games. UNM officials were forced to dispose of the wolf, as one historian put it, “for fear other ill-bred brats might become tempted to play with the wolf and bring a damage suit.”

A live wolf was not a part of the scene for over 90 years, but recently, Zoerro the Wolf from the Wild Spirit Wolf Sanctuary has been at events for photo opportunities and to educate UNM fans on the wolves and to “educate the public about wolves, wolf-dogs, and other related species, our eco-system and how we all play a part in it, and the excellent, ethical care and treatment of all animals domestic and wild.” In the early 1960s a human mascot named “Lobo Louie” was created. A second mascot, “Lobo Lucy” was created in the early 1980s. Both are now members of the school’s cheerleading squad.

UNM Traditions - Cherry and Silver

The most common origin of New Mexico’s school colors dates back nearly 100 years. Apparently, the school colors in the early

1890s were black and gold. Ms. Harriet Jenness, a faculty member who taught drawing, delsarte (drama), penmanship, and music, suggested a change in school colors because black and gold did not give a true feeling of New Mexico. She suggested the crimson evening glow of the majestic Sandia mountains to the east. The silver came from when students and faculty took picnics in the Sandias and noted the Rio Grande looked like a silver ribbon winding through the valley below. Her ideas were enthusiastically adopted by the faculty and staff. The crimson was later changed to cherry, the color of a Sandia sunset. Miss Jenness died in 1895, two years before the colors were adopted as “official.” From 1973-79, turquoise was integrated into the official school colors, at least, for the athletics teams. The football team wore turquoise jerseys at home during those years. Cherry and silver returned as the predominant colors in 1980, and teams will now wear turquoise as an alternate or throwback jersey.

UNM Traditions - The Alma Mater

The Alma Mater (in Latin means “Nourishing” or “Dear Mother”) was a source of contention at UNM in 1947. The original Alma Mater was set to the tune of “Annie Lyle,” which was an unpopular tune with the student body for a long period of time. The student body voted in a general election to change the Alma Mater and found Glee Club Director Craig Summers to oblige. Actually Mr. Summers and his father wrote the present Alma Mater three years before and called it “The New Mexico Hymn.”

New Mexico, New Mexico
We sing to honor thee.
This golden haze of college days
Will live in memory.
This praise we sing will ever ring
With truth and loyalty New Mexico, your fame we know
Will last eternally.

UNM Traditions - The Fight Song

The UNM fight Song was written in 1930. The music to the Fight Song was written by Dean Lena Clauve, who served the University for 32 years as a professor of music education and as the Dean of Women. Dr. George St. Clair, professor in the English Department, wrote the lyrics.

Hail to thee, New Mexico,
Thy loyal sons are we. Marching down the field we go,
Fighting for thee.
RAH! RAH! RAH!
Now we pledge our faith to thee,
Never shall we fail.
Fighting ever, yielding never.
HAIL! HAIL! HAIL!



CENTER FOR STUDENT-ATHLETE SUCCESS



MISSION

The Lobo Center for Student-Athlete Success, in conjunction with the University of New Mexico, provides support services for prospective, current, as well as former student-athletes in an effort to increase academic and personal success. Student-athletes are encouraged to develop personal responsibility, intelligent decision making, and leadership skills through the provision of educational experiences both inside and outside of the classroom. The Lobo Center also celebrates the academic and civic achievements by our student-athletes.

SERVICES OFFERED

Study Hall

The study halls are sport specific and designed to accommodate each athletic team in a structured and professional academic setting. The atmosphere is intended to foster an environment that is conducive to learning and group facilitation.


Each team study hall is staffed and monitored by at least one study hall monitor. The study hall monitors are proficient in a myriad of subjects and provide assistance to the student-athletes when needed.

Athletic Computer Labs

The athletic computer lab is an academic aid to student-athletes, and its primary purpose is to facilitate the scholastic pursuits of student athletes at the University of New Mexico.

Laptop Computers

Laptop computers are available to all student-athletes on a first



come, first serve basis. The laptops are for student-athletes to use when they are on the road traveling for competition.

Learning Strategist

The Center also has an in-house Learning Strategist devoted to providing support to student-athletes who have been diagnosed with a learning disability as well as those who need additional instruction in specific content areas and general study skills. The Learning Strategist also provides workshops that address study skills and time management. Individual appointments can be made as needed as well as class specific reviews can be coordinated.

Books on Loan

A benefit of being a student-athlete on scholarship is an in-house bookroom where student-athletes can get their textbooks for their classes. Our bookroom administrator can look up student's class schedules to determine the necessary textbooks, which eliminates the time-consuming tasks of going to the bookstore to research the books for each class and then standing in long lines to purchase them!



Academic Monitoring

Student-athlete progress is monitored by the Student Support Staff, housed in the Lobo Center. Three times a semester instructors will provide feedback on student-athletes academic progress. Progress forms are sent at the 4th, 8th, and 12th week during the academic semester. The information provided in these forms are forwarded to coaches and used to help student-athletes with their academic progression.

Academic Advisement

Each student-athlete at UNM is required to meet with their athletic academic advisor at least once a semester for class registration advisement. Once a major is declared, the student athlete is required to meet their assigned major advisor at least once per semester and then return a completed pre-enrollment form to their assigned athletic advisor. An athletic academic advisor is always available to answer any and all questions.

University 101

University 101 is a three (3) credit hour course that is designed to help freshmen student-athletes successfully transition into life and learning at the university. This course provides freshman student-athletes with a special orientation to the university community, the UNM athletics program, and the NCAA rules and regulations. Although the course does not fulfill core curriculum requirements, it is applicable towards elective credit. Furthermore, it is required for all incoming freshmen scholarship student-athletes.