



**Air Force at New Mexico**

01/27/23 The Pit, Albuquerque, NM  
2022-23 Men's Basketball

Game Time: 8:00 PM  
Game Duration: 1:57  
Attendance: 15,143

Officials: Eric Curry, Mike Littlewood, Randy Richardson

Air Force - 73

Record: 12-10 (3-6)

| NO.           | Name                | F/G | Min   | FG    | 3P   | FT    | Rebounds |    |     | Fouls |    | TP | AS | TO | ST | Blocks |    | +/- |
|---------------|---------------------|-----|-------|-------|------|-------|----------|----|-----|-------|----|----|----|----|----|--------|----|-----|
|               |                     |     |       | M-A   | M-A  | M-A   | OR       | DR | TOT | PF    | FD |    |    |    |    | BS     | BA |     |
| 14            | Beau Becker         | F   | 21:02 | 5-10  | 2-6  | 0-0   | 0        | 2  | 2   | 5     | 0  | 12 | 1  | 0  | 0  | 2      | 0  | -1  |
| 3             | Jake Heidbreder     | G   | 38:00 | 4-10  | 1-5  | 0-0   | 0        | 2  | 2   | 2     | 2  | 9  | 2  | 0  | 0  | 0      | 0  | -12 |
| 5             | Ethan Taylor        | G   | 35:28 | 6-10  | 3-4  | 2-3   | 0        | 3  | 3   | 2     | 1  | 17 | 5  | 3  | 1  | 0      | 1  | -3  |
| 24            | Jeffrey Mills       | G   | 16:08 | 1-5   | 0-3  | 1-1   | 1        | 2  | 3   | 2     | 2  | 3  | 2  | 2  | 0  | 0      | 0  | -3  |
| 31            | Rytis Petraitis     | G   | 36:55 | 5-9   | 2-2  | 7-9   | 2        | 9  | 11  | 3     | 7  | 19 | 3  | 3  | 1  | 0      | 3  | -8  |
| 42            | Marcell McCreary    |     | 26:21 | 2-3   | 1-2  | 0-0   | 0        | 1  | 1   | 1     | 0  | 5  | 1  | 2  | 0  | 0      | 0  | -10 |
| 30            | Camden Vander Zwaag |     | 13:07 | 2-6   | 0-4  | 0-0   | 0        | 0  | 0   | 1     | 0  | 4  | 2  | 1  | 0  | 0      | 0  | -2  |
| 22            | Nikc Jackson        |     | 12:59 | 1-2   | 0-0  | 2-2   | 1        | 2  | 3   | 5     | 3  | 4  | 2  | 1  | 1  | 1      | 1  | -1  |
| Team          |                     |     |       |       |      |       | 2        | 0  | 2   |       |    | 0  |    | 0  |    |        |    |     |
| <b>Totals</b> |                     |     |       | 26-55 | 9-26 | 12-15 | 6        | 21 | 27  | 22    | 15 | 73 | 18 | 12 | 3  | 3      | 5  | -8  |

| Shooting By Period  |       |       |
|---------------------|-------|-------|
| 1 <sup>st</sup> FG% | 13-29 | 44.8% |
| 3PT%                | 5-16  | 31.3% |
| FT%                 | 3-3   | 100%  |
| 2 <sup>nd</sup> FG% | 13-26 | 50.0% |
| 3PT%                | 4-10  | 40.0% |
| FT%                 | 9-12  | 75%   |
| GM FG%              | 26-55 | 47.3% |
| 3PT%                | 9-26  | 34.6% |
| FT%                 | 12-15 | 80.0% |

Dead Ball Rebounds: 2, 0

Technical Fouls: Coach 1<sup>st</sup>4:16

New Mexico - 81

Record: 19-3 (6-3)

| NO.           | Name                | F/G | Min   | FG    | 3P   | FT    | Rebounds |    |     | Fouls |    | TP | AS | TO | ST | Blocks |    | +/- |
|---------------|---------------------|-----|-------|-------|------|-------|----------|----|-----|-------|----|----|----|----|----|--------|----|-----|
|               |                     |     |       | M-A   | M-A  | M-A   | OR       | DR | TOT | PF    | FD |    |    |    |    | BS     | BA |     |
| 24            | Morris Udeze        | F   | 37:29 | 5-7   | 0-0  | 5-9   | 2        | 6  | 8   | 0     | 9  | 15 | 2  | 0  | 1  | 3      | 1  | 14  |
| 53            | Josiah Allick       | F   | 27:28 | 3-7   | 0-1  | 2-2   | 2        | 5  | 7   | 4     | 1  | 8  | 1  | 0  | 0  | 2      | 1  | -1  |
| 5             | Jamal Mashburn, Jr. | G   | 36:23 | 8-17  | 0-3  | 8-10  | 0        | 4  | 4   | 3     | 6  | 24 | 1  | 3  | 1  | 0      | 1  | 10  |
| 10            | Jaelen House        | G   | 38:21 | 7-13  | 2-6  | 3-3   | 1        | 4  | 5   | 2     | 2  | 19 | 4  | 2  | 6  | 0      | 0  | 12  |
| 13            | Javonté Johnson     | G   | 23:23 | 2-4   | 1-3  | 2-2   | 1        | 3  | 4   | 3     | 1  | 7  | 0  | 1  | 0  | 0      | 0  | 4   |
| 0             | KJ Jenkins          |     | 23:10 | 2-4   | 2-4  | 0-0   | 0        | 1  | 1   | 2     | 0  | 6  | 2  | 0  | 0  | 0      | 0  | 2   |
| 34            | Birima Seck         |     | 01:02 | 0-0   | 0-0  | 0-0   | 0        | 0  | 0   | 0     | 0  | 0  | 0  | 0  | 0  | 0      | 0  | 2   |
| 2             | Donovan Dent        |     | 12:44 | 1-1   | 0-0  | 0-0   | 0        | 1  | 1   | 1     | 2  | 2  | 1  | 4  | 1  | 0      | 0  | -3  |
| Team          |                     |     |       |       |      |       | 2        | 0  | 2   |       |    | 0  |    | 0  |    |        |    |     |
| <b>Totals</b> |                     |     |       | 28-53 | 5-17 | 20-26 | 8        | 24 | 32  | 15    | 21 | 81 | 11 | 10 | 9  | 5      | 3  | 8   |

| Shooting By Period  |       |       |
|---------------------|-------|-------|
| 1 <sup>st</sup> FG% | 16-31 | 51.6% |
| 3PT%                | 4-11  | 36.4% |
| FT%                 | 7-7   | 100%  |
| 2 <sup>nd</sup> FG% | 12-22 | 54.5% |
| 3PT%                | 1-6   | 16.7% |
| FT%                 | 13-19 | 68.4% |
| GM FG%              | 28-53 | 52.8% |
| 3PT%                | 5-17  | 29.4% |
| FT%                 | 20-26 | 76.9% |

Dead Ball Rebounds: 2, 0

Technical Fouls: NONE

|                  | AFA                       | UNM                        |
|------------------|---------------------------|----------------------------|
| Biggest lead     | 4 (2 <sup>nd</sup> 12:17) | 12 (1 <sup>st</sup> 12:30) |
| Best Scoring Run | 8 (2 <sup>nd</sup> 16:53) | 10 (1 <sup>st</sup> 14:40) |
| Lead Changes     | 8                         |                            |
| Times Tied       | 4                         |                            |
| Time with Lead   | 04:51                     | 32:20                      |

| Points from   | AFA | UNM |
|---------------|-----|-----|
| Turnovers     | 10  | 23  |
| Paint         | 26  | 40  |
| Second Chance | 8   | 11  |
| Fast Breaks   | 1   | 20  |
| Bench         | 13  | 8   |

|     | Period by Period Scoring |     |     |
|-----|--------------------------|-----|-----|
|     | 1st                      | 2nd | TOT |
| AFA | 34                       | 39  | 73  |
| UNM | 43                       | 38  | 81  |

**Period 1****Quarter Starters:**

|            |                   |            |              |            |                |
|------------|-------------------|------------|--------------|------------|----------------|
| <b>UNM</b> | 5 Mashburn, Jr. J | 10 House J | 13 Johnson J | 24 Udeze M | 53 Allick J    |
| <b>AFA</b> | 3 Heidbreder J    | 5 Taylor E | 14 Becker B  | 24 Mills J | 31 Petraitis R |

| Game Time | UNM   | Score       | Diff      | AFA   |
|-----------|---|-------------|-----------|---|
| 20:00     | 24 UDEZE M jumpball won   |             |           | 14 BECKER B jumpball lost                                   |
| 19:48     | 5 MASHBURN, JR. J 3pt FG , jump shot missed                             |             |           |   |
| 19:44     | 53 ALLICK J offensive rebound (1)                                       |             |           |   |
| 19:31     | 5 MASHBURN, JR. J 2pt FG second chance in the paint, layup missed       |             |           |   |
| 19:28     |   |             |           | 24 MILLS J defensive rebound (1)                            |
| 19:14     |   |             |           | 14 BECKER B 3pt FG , jump shot missed                       |
| 19:11     | 53 ALLICK J defensive rebound (2)                                       |             |           |   |
| 19:06     | 24 UDEZE M foul drawn (1)   |             |           | 14 BECKER B foul personal (1 - 1)                           |
| 18:54     | 13 JOHNSON J 3pt FG , jump shot missed                                  |             |           |   |
| 18:50     | 24 UDEZE M offensive rebound (1)  |             |           |   |
| 18:50     | 24 UDEZE M 2pt FG second chance in the paint, layup made (2)            | <b>2-0</b>  | <b>2</b>  |   |
| 18:27     | 10 HOUSE J steal (1)  |             |           | 24 MILLS J turnover bad pass (1)                            |
| 18:18     | 13 JOHNSON J 3pt FG from turnover, jump shot made (3)                   | <b>5-0</b>  | <b>5</b>  |   |
| 18:18     | 10 HOUSE J assist (1)   |             |           |   |
| 17:57     |   |             |           | 14 BECKER B 2pt FG outside the paint, jump shot missed      |
| 17:52     | 53 ALLICK J defensive rebound (3)                                       |             |           |   |
| 17:41     | 13 JOHNSON J 3pt FG , jump shot missed                                  |             |           |   |
| 17:38     |   |             |           | 14 BECKER B defensive rebound (1)                           |
| 17:28     |   | <b>5-2</b>  | <b>3</b>  | 3 HEIDBREDER J 2pt FG outside the paint, jump shot made (2) |
| 17:05     | 10 HOUSE J 2pt FG outside the paint, jump shot missed                   |             |           |   |
| 17:01     |   |             |           | 31 PETRAITIS R defensive rebound (1)                        |
| 16:55     |   | <b>5-4</b>  | <b>1</b>  | 5 TAYLOR E 2pt FG in the paint, layup made (2)              |
| 16:55     |   |             |           | 24 MILLS J assist (1)                                       |
| 16:33     | 53 ALLICK J 2pt FG in the paint, dunk, made (2)                         | <b>7-4</b>  | <b>3</b>  |   |
| 16:33     | 5 MASHBURN, JR. J assist (1)  |             |           |   |
| 16:13     |   |             |           | 31 PETRAITIS R turnover bad pass (1)                        |
| 16:01     | 10 HOUSE J 3pt FG from turnover, jump shot missed                       |             |           |   |
| 15:59     |   |             |           | 14 BECKER B defensive rebound (2)                           |
| 15:45     |   |             |           | 24 MILLS J 3pt FG , jump shot missed                        |
| 15:42     |   |             |           | offensive rebound (5)                                       |
| 15:42     | Timeout media   |             |           |   |
| 15:27     | 10 HOUSE J steal (2)  |             |           | 31 PETRAITIS R turnover bad pass (2)                        |
| 15:23     | 10 HOUSE J 2pt FG fast break from turnover in the paint, layup made (2) | <b>9-4</b>  | <b>5</b>  |   |
| 15:23     | 10 HOUSE J foul drawn (1)   |             |           | 5 TAYLOR E foul shooting (1 - 2)                            |
| 15:23     | 10 HOUSE J free throw fast break 1 - 1 made (3)                         | <b>10-4</b> | <b>6</b>  |   |
| 15:13     |   |             |           | 3 HEIDBREDER J 3pt FG , jump shot missed                    |
| 15:10     | 53 ALLICK J defensive rebound (4)                                       |             |           |   |
| 15:05     | 10 HOUSE J 3pt FG fast break, pull up jump shot made (6)                | <b>13-4</b> | <b>9</b>  |   |
| 14:49     |   |             |           | 31 PETRAITIS R 2pt FG in the paint, hook shot blocked       |
| 14:49     | 53 ALLICK J block (1)   |             |           |   |
| 14:44     | 10 HOUSE J defensive rebound (1)  |             |           |   |
| 14:40     | 10 HOUSE J 2pt FG fast break in the paint, jump shot made (8)           | <b>15-4</b> | <b>11</b> |   |



**Air Force at New Mexico**

01/27/23 The Pit, Albuquerque, NM  
2022-23 Men's Basketball

**Game Time:** 8:00 PM  
**Game Duration:** 1:57  
**Attendance:** 15,143

**Officials:** Eric Curry, Mike Littlewood, Randy Richardson

| Game Time | UNM  | Score        | Diff      | AFA   |
|-----------|--|--------------|-----------|---|
| 14:38     |  |              |           | Timeout 30 Sec  |
| 14:38     | 13 JOHNSON J substitution out  |              |           |   |
| 14:38     | 0 JENKINS K substitution in  |              |           |   |
| 14:38     |  |              |           | 24 MILLS J substitution out   |
| 14:38     |  |              |           | 42 MCCREARY M substitution in                                       |
| 14:23     |  |              |           | 3 HEIDBREDER J 3pt FG , jump shot missed                            |
| 14:19     |  |              |           | 31 PETRAITIS R offensive rebound (2)                                |
| 14:02     |  | <b>15-7</b>  | <b>8</b>  | 31 PETRAITIS R 3pt FG second chance, jump shot made (3)             |
| 14:02     |  |              |           | 42 MCCREARY M assist (1)  |
| 13:41     | 5 MASHBURN, JR. J 2pt FG outside the paint, pull up jump shot missed           |              |           |   |
| 13:38     |  |              |           | 5 TAYLOR E defensive rebound (1)                                    |
| 13:24     |  |              |           | 14 BECKER B 3pt FG , jump shot missed                               |
| 13:20     | 24 UDEZE M defensive rebound (2)   |              |           |   |
| 13:14     | 5 MASHBURN, JR. J 2pt FG in the paint, layup blocked                           |              |           |   |
| 13:14     |  |              |           | 14 BECKER B block (1)   |
| 13:14     | offensive rebound (8)  |              |           |   |
| 13:14     | 53 ALLICK J substitution out   |              |           |   |
| 13:14     | 34 SECK B substitution in  |              |           |   |
| 13:11     | 5 MASHBURN, JR. J 2pt FG fast break second chance in the paint, layup made (2) | <b>17-7</b>  | <b>10</b> |   |
| 13:11     | 10 HOUSE J assist (2)  |              |           |   |
| 12:42     |  |              |           | 5 TAYLOR E 2pt FG in the paint, step back jump shot missed          |
| 12:40     | 10 HOUSE J defensive rebound (2)   |              |           |   |
| 12:30     | 24 UDEZE M 2pt FG in the paint, layup made (4)                                 | <b>19-7</b>  | <b>12</b> |   |
| 12:30     | 10 HOUSE J assist (3)  |              |           |   |
| 12:12     |  | <b>19-9</b>  | <b>10</b> | 14 BECKER B 2pt FG in the paint, layup made (2)                     |
| 12:12     |  |              |           | 5 TAYLOR E assist (1)   |
| 12:12     | Timeout media  |              |           |   |
| 12:12     | 5 MASHBURN, JR. J substitution out   |              |           |   |
| 12:12     | 34 SECK B substitution out   |              |           |   |
| 12:12     | 2 DENT D substitution in   |              |           |   |
| 12:12     | 53 ALLICK J substitution in  |              |           |   |
| 12:12     |  |              |           | 31 PETRAITIS R substitution out                                     |
| 12:12     |  |              |           | 30 VANDER ZWAAG C substitution in                                   |
| 11:57     | 24 UDEZE M 2pt FG in the paint, layup made (6)                                 | <b>21-9</b>  | <b>12</b> |   |
| 11:22     |  | <b>21-11</b> | <b>10</b> | 5 TAYLOR E 2pt FG outside the paint, jump shot made (4)             |
| 10:59     | 53 ALLICK J 2pt FG in the paint, layup made (4)                                | <b>23-11</b> | <b>12</b> |   |
| 10:59     | 2 DENT D assist (1)  |              |           |   |
| 10:36     |  | <b>23-13</b> | <b>10</b> | 3 HEIDBREDER J 2pt FG outside the paint, pull up jump shot made (4) |
| 10:36     |  |              |           | 14 BECKER B assist (1)  |
| 10:17     | 53 ALLICK J 3pt FG , jump shot missed  |              |           |   |
| 10:15     |  |              |           | 3 HEIDBREDER J defensive rebound (1)                                |
| 10:04     |  | <b>23-16</b> | <b>7</b>  | 14 BECKER B 3pt FG , jump shot made (5)                             |
| 10:04     |  |              |           | 3 HEIDBREDER J assist (1)   |
| 09:40     | 0 JENKINS K 3pt FG , jump shot made (3)  | <b>26-16</b> | <b>10</b> |   |
| 09:40     | 53 ALLICK J assist (1)   |              |           |   |
| 09:16     |  |              |           | 14 BECKER B 3pt FG , jump shot missed                               |
| 09:13     | 0 JENKINS K defensive rebound (1)  |              |           |   |



**Air Force at New Mexico**

01/27/23 The Pit, Albuquerque, NM  
2022-23 Men's Basketball

**Game Time:** 8:00 PM  
**Game Duration:** 1:57  
**Attendance:** 15,143

**Officials:** Eric Curry, Mike Littlewood, Randy Richardson

| Game Time | UNM  | Score        | Diff     | AFA   |
|-----------|--|--------------|----------|---|
| 09:07     | 10 HOUSE J substitution out  |              |          |   |
| 09:07     | 24 UDEZE M substitution out  |              |          |   |
| 09:07     | 5 MASHBURN, JR. J substitution in  |              |          |   |
| 09:07     | 13 JOHNSON J substitution in   |              |          |   |
| 09:07     |  |              |          | 3 HEIDBREDER J substitution out                     |
| 09:07     |  |              |          | 31 PETRAITIS R substitution in                      |
| 09:04     | 5 MASHBURN, JR. J foul drawn (1)   |              |          | 5 TAYLOR E foul personal (2 - 3)                    |
| 08:54     | 0 JENKINS K 3pt FG , jump shot missed  |              |          |   |
| 08:52     |  |              |          | 31 PETRAITIS R defensive rebound (3)                |
| 08:36     |  | <b>26-18</b> | <b>8</b> | 42 MCCREARY M 2pt FG in the paint, layup made (2)   |
| 08:20     | 5 MASHBURN, JR. J 3pt FG , jump shot missed  |              |          |   |
| 08:16     |  |              |          | 5 TAYLOR E defensive rebound (2)                    |
| 07:58     |  | <b>26-20</b> | <b>6</b> | 14 BECKER B 2pt FG in the paint, hook shot made (7) |
| 07:28     | 53 ALLICK J 2pt FG in the paint, layup blocked                                       |              |          |   |
| 07:28     |  |              |          | 14 BECKER B block (2)                               |
| 07:28     | offensive rebound (11)   |              |          |   |
| 07:28     | Timeout media  |              |          |   |
| 07:28     | 0 JENKINS K substitution out   |              |          |   |
| 07:28     | 10 HOUSE J substitution in   |              |          |   |
| 07:25     | 53 ALLICK J 2pt FG second chance outside the paint, jump shot missed                 |              |          |   |
| 07:22     |  |              |          | 31 PETRAITIS R defensive rebound (4)                |
| 07:07     | 13 JOHNSON J foul personal (1 - 1)   |              |          | 31 PETRAITIS R foul drawn (1)                       |
| 07:07     |  |              |          | 5 TAYLOR E substitution out                         |
| 07:07     |  |              |          | 3 HEIDBREDER J substitution in                      |
| 07:07     | 53 ALLICK J substitution out   |              |          |   |
| 07:07     | 24 UDEZE M substitution in   |              |          |   |
| 06:53     |  | <b>26-23</b> | <b>3</b> | 31 PETRAITIS R 3pt FG , jump shot made (6)          |
| 06:53     |  |              |          | 30 VANDER ZWAAG C assist (1)                        |
| 06:33     | 2 DENT D 2pt FG in the paint, driving layup made (2)                                 | <b>28-23</b> | <b>5</b> |   |
| 06:25     | 2 DENT D steal (1)   |              |          | 30 VANDER ZWAAG C turnover bad pass (1)             |
| 06:18     | 24 UDEZE M foul drawn (2)  |              |          | 14 BECKER B foul personal (2 - 4)                   |
| 06:13     | 5 MASHBURN, JR. J 2pt FG from turnover outside the paint, pull up jump shot made (4) | <b>30-23</b> | <b>7</b> |   |
| 06:13     | 24 UDEZE M assist (1)  |              |          |   |
| 05:54     |  | <b>30-25</b> | <b>5</b> | 31 PETRAITIS R 2pt FG in the paint, layup made (8)  |
| 05:54     | 13 JOHNSON J foul shooting (2 - 2)   |              |          | 31 PETRAITIS R foul drawn (2)                       |
| 05:54     | 13 JOHNSON J substitution out  |              |          |   |
| 05:54     | 53 ALLICK J substitution in  |              |          |   |
| 05:54     |  |              |          | 14 BECKER B substitution out                        |
| 05:54     |  |              |          | 22 JACKSON N substitution in                        |
| 05:54     |  | <b>30-26</b> | <b>4</b> | 31 PETRAITIS R free throw 1 - 1 made (9)            |
| 05:41     | 53 ALLICK J foul drawn (1)   |              |          | 3 HEIDBREDER J foul shooting (1 - 5)                |
| 05:41     | 53 ALLICK J free throw 1 - 2 made (5)  | <b>31-26</b> | <b>5</b> |   |
| 05:41     | 53 ALLICK J free throw 2 - 2 made (6)  | <b>32-26</b> | <b>6</b> |   |
| 05:18     |  |              |          | 30 VANDER ZWAAG C 3pt FG , jump shot missed         |
| 05:14     | 10 HOUSE J defensive rebound (3)   |              |          |   |
| 05:04     | 2 DENT D turnover bad pass (1)   |              |          |   |
| 05:04     |  |              |          | 30 VANDER ZWAAG C substitution out                  |
| 05:04     |  |              |          | 24 MILLS J substitution in                          |



**Air Force at New Mexico**

01/27/23 The Pit, Albuquerque, NM  
2022-23 Men's Basketball

**Game Time:** 8:00 PM  
**Game Duration:** 1:57  
**Attendance:** 15,143

**Officials:** Eric Curry, Mike Littlewood, Randy Richardson

| Game Time | UNM  | Score        | Diff      | AFA   |
|-----------|--|--------------|-----------|---|
| 04:51     | 2 DENT D foul drawn (1)  |              |           | 24 MILLS J foul offensive (1 - 6)                             |
| 04:51     |  |              |           | 24 MILLS J turnover offensive (2)                             |
| 04:39     | 5 MASHBURN, JR. J 2pt FG from turnover outside the paint, pull up jump shot made (6) | <b>34-26</b> | <b>8</b>  |   |
| 04:22     |  |              |           | 22 JACKSON N 2pt FG in the paint, layup blocked               |
| 04:22     | 53 ALLICK J block (2)  |              |           |   |
| 04:19     | 24 UDEZE M defensive rebound (3)   |              |           |   |
| 04:16     | 5 MASHBURN, JR. J foul drawn (2)   |              |           | 24 MILLS J foul personal (2 - 7)                              |
| 04:16     | 5 MASHBURN, JR. J 1&1 free throw 1 made (7)  | <b>35-26</b> | <b>9</b>  |   |
| 04:16     |  |              |           | foul coach class A technical (8)                              |
| 04:16     | 5 MASHBURN, JR. J free throw 1 - 2 made (8)  | <b>36-26</b> | <b>10</b> |   |
| 04:16     | 5 MASHBURN, JR. J free throw 2 - 2 made (9)  | <b>37-26</b> | <b>11</b> |   |
| 04:16     | 5 MASHBURN, JR. J 1&1 free throw 2 made (10)   | <b>38-26</b> | <b>12</b> |   |
| 04:02     |  |              |           | 3 HEIDBREDE J 2pt FG in the paint, step back jump shot missed |
| 03:59     |  |              |           | 22 JACKSON N offensive rebound (1)                            |
| 03:58     |  |              |           | 3 HEIDBREDE J 3pt FG second chance, jump shot missed          |
| 03:56     | 2 DENT D defensive rebound (1)   |              |           |   |
| 03:43     | 10 HOUSE J turnover bad pass (1)   |              |           | 22 JACKSON N steal (1)  |
| 03:27     |  | <b>38-29</b> | <b>9</b>  | 42 MCCREARY M 3pt FG from turnover, jump shot made (5)        |
| 03:27     |  |              |           | 22 JACKSON N assist (1)                                       |
| 03:04     | 5 MASHBURN, JR. J 2pt FG in the paint, pull up jump shot made (12)                   | <b>40-29</b> | <b>11</b> |   |
| 02:40     |  |              |           | 42 MCCREARY M 3pt FG , jump shot missed                       |
| 02:37     | 24 UDEZE M defensive rebound (4)   |              |           |   |
| 02:35     | 2 DENT D foul offensive (1 - 3)  |              |           | 22 JACKSON N foul drawn (1)                                   |
| 02:35     | 2 DENT D turnover offensive (2)  |              |           |   |
| 02:35     | Timeout media  |              |           |   |
| 02:35     |  |              |           | 24 MILLS J substitution out                                   |
| 02:35     |  |              |           | 5 TAYLOR E substitution in                                    |
| 02:19     | 53 ALLICK J foul shooting (1 - 4)  |              |           | 31 PETRAITIS R foul drawn (3)                                 |
| 02:19     |  | <b>40-30</b> | <b>10</b> | 31 PETRAITIS R free throw 1 - 2 made (10)                     |
| 02:19     |  | <b>40-31</b> | <b>9</b>  | 31 PETRAITIS R free throw 2 - 2 made (11)                     |
| 02:04     | 24 UDEZE M 2pt FG in the paint, layup blocked  |              |           |   |
| 02:04     |  |              |           | 22 JACKSON N block (1)  |
| 02:00     |  |              |           | 22 JACKSON N defensive rebound (2)                            |
| 01:43     |  | <b>40-34</b> | <b>6</b>  | 5 TAYLOR E 3pt FG , jump shot made (7)                        |
| 01:43     |  |              |           | 3 HEIDBREDE J assist (2)                                      |
| 01:33     | Timeout 30 Sec   |              |           |   |
| 01:16     | 5 MASHBURN, JR. J 2pt FG outside the paint, jump shot missed                         |              |           |   |
| 01:12     |  |              |           | 22 JACKSON N defensive rebound (3)                            |
| 01:03     | 2 DENT D foul drawn (2)  |              |           | 22 JACKSON N foul offensive (1 - 9)                           |
| 01:03     |  |              |           | 22 JACKSON N turnover offensive (1)                           |
| 00:45     | 10 HOUSE J 3pt FG from turnover, jump shot made (11)                                 | <b>43-34</b> | <b>9</b>  |   |
| 00:45     | 24 UDEZE M assist (2)  |              |           |   |
| 00:24     |  |              |           | 3 HEIDBREDE J 3pt FG , jump shot missed                       |
| 00:21     | 24 UDEZE M defensive rebound (5)   |              |           |   |
| 00:06     | 2 DENT D turnover bad pass (3)   |              |           |   |
| 00:06     |  |              |           | 22 JACKSON N substitution out                                 |
| 00:06     |  |              |           | 14 BECKER B substitution in                                   |



Official Basketball Play by Play - First Half

### Air Force at New Mexico

01/27/23 The Pit, Albuquerque, NM  
2022-23 Men's Basketball

Game Time: 8:00 PM

Game Duration: 1:57

Attendance: 15,143

Officials: Eric Curry, Mike Littlewood, Randy Richardson

| Game Time            | UNM                                     | Score | Diff | AFA  |
|----------------------|---|-------|------|--|
| 00:00                |   |       |      | 14 BECKER B 3pt FG from turnover, jump shot missed |
| 00:00                | 5 MASHBURN, JR. J defensive rebound (1) |       |      |  |
| <b>END OF PERIOD</b> |   |       |      |  |
| <b>UNM 43-34 AFA</b> |   |       |      |  |



**Air Force at New Mexico**

01/27/23 The Pit, Albuquerque, NM  
2022-23 Men's Basketball

Game Time: 8:00 PM  
Game Duration: 1:57  
Attendance: 15,143

Officials: Eric Curry, Mike Littlewood, Randy Richardson

**Air Force - 34**

| NO.           | Name                | F | Min   | FG    | 3P   | FT  | Rebounds |    |     | Fouls |    | TP | AS | TO | ST | Blocks |    | +/- |
|---------------|---------------------|---|-------|-------|------|-----|----------|----|-----|-------|----|----|----|----|----|--------|----|-----|
|               |                     |   |       | M-A   | M-A  | M-A | OR       | DR | TOT | PF    | FD |    |    |    |    | BS     | BA |     |
| 14            | Beau Becker         | F | 14:12 | 3-8   | 1-5  | 0-0 | 0        | 2  | 2   | 2     | 0  | 7  | 1  | 0  | 0  | 2      | 0  | -5  |
| 3             | Jake Heidbreder     | G | 18:00 | 2-7   | 0-4  | 0-0 | 0        | 1  | 1   | 1     | 0  | 4  | 2  | 0  | 0  | 0      | 0  | -13 |
| 5             | Ethan Taylor        | G | 15:28 | 3-4   | 1-1  | 0-0 | 0        | 2  | 2   | 2     | 0  | 7  | 1  | 0  | 0  | 0      | 0  | -4  |
| 24            | Jeffrey Mills       | G | 07:51 | 0-1   | 0-1  | 0-0 | 0        | 1  | 1   | 2     | 0  | 0  | 1  | 2  | 0  | 0      | 0  | -16 |
| 31            | Rytis Petraitis     | G | 16:55 | 3-4   | 2-2  | 3-3 | 1        | 3  | 4   | 0     | 3  | 11 | 0  | 2  | 0  | 0      | 1  | -9  |
| 42            | Marcell McCreary    |   | 14:38 | 2-3   | 1-2  | 0-0 | 0        | 0  | 0   | 0     | 0  | 5  | 1  | 0  | 0  | 0      | 0  | 2   |
| 30            | Camden Vander Zwaag |   | 07:08 | 0-1   | 0-1  | 0-0 | 0        | 0  | 0   | 0     | 0  | 0  | 1  | 1  | 0  | 0      | 0  | 4   |
| 22            | Nikc Jackson        |   | 05:48 | 0-1   | 0-0  | 0-0 | 1        | 2  | 3   | 1     | 1  | 0  | 1  | 1  | 1  | 1      | 1  | -4  |
| Team          |                     |   |       |       |      |     | 1        | 0  | 1   |       |    | 0  |    | 0  |    |        |    |     |
| <b>Totals</b> |                     |   |       | 13-29 | 5-16 | 3-3 | 3        | 11 | 14  | 9     | 4  | 34 | 8  | 6  | 1  | 3      | 2  | -9  |

| Shooting By Period |       |        |
|--------------------|-------|--------|
| 1st FG%            | 13-29 | 44.8%  |
| 3PT%               | 5-16  | 31.3%  |
| FT%                | 3-3   | 100%   |
| GM FG%             | 13-29 | 44.8%  |
| 3PT%               | 5-16  | 31.3%  |
| FT%                | 3-3   | 100.0% |

Dead Ball Rebounds: 0, 0

Technical Fouls: Coach 1<sup>st</sup> 4:16

**New Mexico - 43**

| NO.           | Name                | F | Min   | FG    | 3P   | FT  | Rebounds |    |     | Fouls |    | TP | AS | TO | ST | Blocks |    | +/- |
|---------------|---------------------|---|-------|-------|------|-----|----------|----|-----|-------|----|----|----|----|----|--------|----|-----|
|               |                     |   |       | M-A   | M-A  | M-A | OR       | DR | TOT | PF    | FD |    |    |    |    | BS     | BA |     |
| 24            | Morris Udeze        | F | 18:00 | 3-4   | 0-0  | 0-0 | 1        | 4  | 5   | 0     | 2  | 6  | 2  | 0  | 0  | 0      | 1  | 13  |
| 53            | Josiah Allick       | F | 17:45 | 2-5   | 0-1  | 2-2 | 1        | 3  | 4   | 1     | 1  | 6  | 1  | 0  | 0  | 2      | 1  | 8   |
| 5             | Jamal Mashburn, Jr. | G | 16:55 | 4-10  | 0-2  | 4-4 | 0        | 1  | 1   | 0     | 2  | 12 | 1  | 0  | 0  | 0      | 1  | 9   |
| 10            | Jaelen House        | G | 18:21 | 4-6   | 2-3  | 1-1 | 0        | 3  | 3   | 0     | 1  | 11 | 3  | 1  | 2  | 0      | 0  | 13  |
| 13            | Javonté Johnson     | G | 08:35 | 1-3   | 1-3  | 0-0 | 0        | 0  | 0   | 2     | 0  | 3  | 0  | 0  | 0  | 0      | 0  | 6   |
| 0             | KJ Jenkins          |   | 07:10 | 1-2   | 1-2  | 0-0 | 0        | 1  | 1   | 0     | 0  | 3  | 0  | 0  | 0  | 0      | 0  | -5  |
| 34            | Birima Seck         |   | 01:02 | 0-0   | 0-0  | 0-0 | 0        | 0  | 0   | 0     | 0  | 0  | 0  | 0  | 0  | 0      | 0  | 2   |
| 2             | Donovan Dent        |   | 12:12 | 1-1   | 0-0  | 0-0 | 0        | 1  | 1   | 1     | 2  | 2  | 1  | 3  | 1  | 0      | 0  | -1  |
| Team          |                     |   |       |       |      |     | 2        | 0  | 2   |       |    | 0  |    | 0  |    |        |    |     |
| <b>Totals</b> |                     |   |       | 16-31 | 4-11 | 7-7 | 4        | 13 | 17  | 4     | 8  | 43 | 8  | 4  | 3  | 2      | 3  | 9   |

| Shooting By Period |       |        |
|--------------------|-------|--------|
| 1st FG%            | 16-31 | 51.6%  |
| 3PT%               | 4-11  | 36.4%  |
| FT%                | 7-7   | 100%   |
| GM FG%             | 16-31 | 51.6%  |
| 3PT%               | 4-11  | 36.4%  |
| FT%                | 7-7   | 100.0% |

Dead Ball Rebounds: 0, 0

Technical Fouls: NONE

|                  | AFA                       | UNM                        |
|------------------|---------------------------|----------------------------|
| Biggest lead     | 0 (1 <sup>st</sup> 20:00) | 12 (1 <sup>st</sup> 12:30) |
| Best Scoring Run | 7 (1 <sup>st</sup> 6:53)  | 10 (1 <sup>st</sup> 14:40) |
| Lead Changes     | 0                         |                            |
| Times Tied       | 0                         |                            |
| Time with Lead   | 00:00                     | 18:50                      |

| Points from   | AFA | UNM |
|---------------|-----|-----|
| Turnovers     | 5   | 13  |
| Paint         | 10  | 20  |
| Second Chance | 3   | 4   |
| Fast Breaks   | 0   | 12  |
| Bench         | 5   | 5   |

|     | Period by Period Scoring |     |     |
|-----|--------------------------|-----|-----|
|     | 1st                      | 2nd | TOT |
| AFA | 34                       | 39  | 73  |
| UNM | 43                       | 38  | 81  |



**Air Force at New Mexico**

01/27/23 The Pit, Albuquerque, NM  
2022-23 Men's Basketball

**Game Time:** 8:00 PM  
**Game Duration:** 1:57  
**Attendance:** 15,143

**Officials:** Eric Curry, Mike Littlewood, Randy Richardson

**Period 2**

**Quarter Starters:**

|            |                   |            |              |            |                |
|------------|-------------------|------------|--------------|------------|----------------|
| <b>UNM</b> | 5 Mashburn, Jr. J | 10 House J | 13 Johnson J | 24 Udeze M | 53 Allick J    |
| <b>AFA</b> | 3 Heidbreder J    | 5 Taylor E | 14 Becker B  | 24 Mills J | 31 Petraitis R |

| Game Time | UNM  | Score        | Diff     | AFA  |
|-----------|--|--------------|----------|--|
| 20:00     | 2 DENT D substitution out                                    |              |          |  |
| 20:00     | 13 JOHNSON J substitution in                                 |              |          |  |
| 20:00     |  |              |          | 42 MCCREARY M substitution out                                 |
| 20:00     |  |              |          | 24 MILLS J substitution in                                     |
| 19:37     | 10 HOUSE J foul shooting (1 - 1)                             |              |          | 5 TAYLOR E foul drawn (1)                                      |
| 19:37     |  | <b>43-35</b> | <b>8</b> | 5 TAYLOR E free throw 1 - 3 made (8)                           |
| 19:37     |  | <b>43-36</b> | <b>7</b> | 5 TAYLOR E free throw 2 - 3 made (9)                           |
| 19:36     |  |              |          | 5 TAYLOR E free throw 3 - 3 missed                             |
| 19:33     | 53 ALLICK J defensive rebound (5)                            |              |          |  |
| 19:09     | 10 HOUSE J 3pt FG , jump shot missed                         |              |          |  |
| 19:08     | 24 UDEZE M offensive rebound (6)                             |              |          |  |
| 19:08     | 24 UDEZE M foul drawn (3)                                    |              |          | 14 BECKER B foul personal (3 - 1)                              |
| 18:51     | 10 HOUSE J 3pt FG second chance, jump shot missed            |              |          |  |
| 18:50     | 13 JOHNSON J offensive rebound (1)                           |              |          |  |
| 18:50     | 13 JOHNSON J foul drawn (1)                                  |              |          | 31 PETRAITIS R foul shooting (1 - 2)                           |
| 18:50     | 13 JOHNSON J free throw 1 - 2 made (4)                       | <b>44-36</b> | <b>8</b> |  |
| 18:50     | 13 JOHNSON J free throw 2 - 2 made (5)                       | <b>45-36</b> | <b>9</b> |  |
| 18:33     |  | <b>45-39</b> | <b>6</b> | 3 HEIDBREDER J 3pt FG , jump shot made (7)                     |
| 18:33     |  |              |          | 24 MILLS J assist (2)  |
| 18:14     | 5 MASHBURN, JR. J 3pt FG , jump shot missed                  |              |          |  |
| 18:11     |  |              |          | 24 MILLS J defensive rebound (2)                               |
| 17:52     |  | <b>45-42</b> | <b>3</b> | 14 BECKER B 3pt FG , jump shot made (10)                       |
| 17:52     |  |              |          | 31 PETRAITIS R assist (1)                                      |
| 17:34     | 13 JOHNSON J turnover lost ball (1)                          |              |          | 5 TAYLOR E steal (1)   |
| 17:18     |  |              |          | 31 PETRAITIS R 2pt FG from turnover in the paint, layup missed |
| 17:14     | 5 MASHBURN, JR. J defensive rebound (2)                      |              |          |  |
| 17:08     | 53 ALLICK J 2pt FG in the paint, hook shot missed            |              |          |  |
| 17:05     |  |              |          | 31 PETRAITIS R defensive rebound (5)                           |
| 16:53     |  | <b>45-44</b> | <b>1</b> | 14 BECKER B 2pt FG outside the paint, jump shot made (12)      |
| 16:53     |  |              |          | 5 TAYLOR E assist (2)  |
| 16:28     | 5 MASHBURN, JR. J 2pt FG outside the paint, jump shot missed |              |          |  |
| 16:26     |  |              |          | 31 PETRAITIS R defensive rebound (6)                           |
| 16:20     |  |              |          | 24 MILLS J 3pt FG , jump shot missed                           |
| 16:16     | 24 UDEZE M defensive rebound (7)                             |              |          |  |
| 16:11     | 10 HOUSE J foul drawn (2)                                    |              |          | 14 BECKER B foul shooting (4 - 3)                              |
| 16:11     | 10 HOUSE J free throw 1 - 2 made (12)                        | <b>46-44</b> | <b>2</b> |  |
| 16:11     | 53 ALLICK J substitution out                                 |              |          |  |
| 16:11     | 0 JENKINS K substitution in                                  |              |          |  |
| 16:11     |  |              |          | 14 BECKER B substitution out                                   |
| 16:11     |  |              |          | 22 JACKSON N substitution in                                   |
| 16:11     | 10 HOUSE J free throw 2 - 2 made (13)                        | <b>47-44</b> | <b>3</b> |  |
| 16:01     | 0 JENKINS K foul personal (1 - 2)                            |              |          | 24 MILLS J foul drawn (1)                                      |
| 15:42     |  |              |          | 5 TAYLOR E 2pt FG in the paint, layup blocked                  |





**Air Force at New Mexico**

01/27/23 The Pit, Albuquerque, NM  
2022-23 Men's Basketball

**Game Time:** 8:00 PM  
**Game Duration:** 1:57  
**Attendance:** 15,143

**Officials:** Eric Curry, Mike Littlewood, Randy Richardson

| Game Time | UNM  | Score        | Diff      | AFA  |
|-----------|--|--------------|-----------|--|
| 15:42     | 24 UDEZE M block (1)                             |              |           |  |
| 15:42     |  |              |           | offensive rebound (18)   |
| 15:42     | Timeout media                                    |              |           |  |
| 15:39     |  | <b>47-46</b> | <b>1</b>  | 3 HEIDBREder J 2pt FG second chance in the paint, layup made (9)           |
| 15:39     |  |              |           | 5 TAYLOR E assist (3)  |
| 15:19     | 13 JOHNSON J 2pt FG in the paint, layup made (7) | <b>49-46</b> | <b>3</b>  |  |
| 14:57     | 24 UDEZE M steal (1)                             |              |           | 5 TAYLOR E turnover lost ball (1)  |
| 14:52     | 10 HOUSE J foul offensive (2 - 3)                |              |           | 22 JACKSON N foul drawn (2)  |
| 14:52     | 10 HOUSE J turnover offensive (2)                |              |           |  |
| 14:52     | 5 MASHBURN, JR. J substitution out               |              |           |  |
| 14:52     | 2 DENT D substitution in                         |              |           |  |
| 14:35     |  | <b>49-48</b> | <b>1</b>  | 31 PETRAITIS R 2pt FG from turnover in the paint, layup made (13)          |
| 14:35     |  |              |           | 22 JACKSON N assist (2)  |
| 14:20     | 2 DENT D turnover lost ball (4)                  |              |           |  |
| 14:20     | 2 DENT D substitution out                        |              |           |  |
| 14:20     | 5 MASHBURN, JR. J substitution in                |              |           |  |
| 13:59     | 5 MASHBURN, JR. J foul personal (1 - 4)          |              |           | 3 HEIDBREder J foul drawn (1)  |
| 13:46     |  |              |           | 24 MILLS J 3pt FG from turnover, jump shot missed                          |
| 13:40     |  |              |           | 31 PETRAITIS R offensive rebound (7)                                       |
| 13:39     | 5 MASHBURN, JR. J foul personal (2 - 5)          |              |           | 3 HEIDBREder J foul drawn (2)  |
| 13:32     |  | <b>49-50</b> | <b>-1</b> | 24 MILLS J 2pt FG from turnover second chance in the paint, layup made (2) |
| 13:32     |  |              |           | 5 TAYLOR E assist (4)  |
| 13:32     | 0 JENKINS K foul shooting (2 - 6)                |              |           | 24 MILLS J foul drawn (2)  |
| 13:32     |  | <b>49-51</b> | <b>-2</b> | 24 MILLS J free throw 1 - 1 made (3)                                       |
| 13:14     | 5 MASHBURN, JR. J turnover bad pass (1)          |              |           |  |
| 12:44     |  |              |           | 3 HEIDBREder J 2pt FG from turnover outside the paint, jump shot missed    |
| 12:40     | 13 JOHNSON J defensive rebound (2)               |              |           |  |
| 12:36     | 24 UDEZE M foul drawn (4)                        |              |           | 22 JACKSON N foul shooting (2 - 4)   |
| 12:36     | 24 UDEZE M free throw fast break 1 - 2 missed    |              |           |  |
| 12:36     | offensive dead ball rebound (1)                  |              |           |  |
| 12:36     | 24 UDEZE M free throw fast break 2 - 2 missed    |              |           |  |
| 12:34     |  |              |           | 5 TAYLOR E defensive rebound (3)   |
| 12:17     |  | <b>49-53</b> | <b>-4</b> | 5 TAYLOR E 2pt FG in the paint, layup made (11)                            |
| 12:17     |  |              |           | 31 PETRAITIS R assist (2)  |
| 12:01     | 10 HOUSE J 3pt FG , jump shot missed             |              |           |  |
| 11:57     |  |              |           | 3 HEIDBREder J defensive rebound (2)                                       |
| 11:48     |  |              |           | 31 PETRAITIS R 2pt FG in the paint, layup blocked                          |
| 11:48     | 24 UDEZE M block (2)                             |              |           |  |
| 11:43     |  |              |           | 24 MILLS J offensive rebound (3)   |
| 11:43     |  |              |           | 24 MILLS J 2pt FG second chance in the paint, layup missed                 |
| 11:43     | 13 JOHNSON J defensive rebound (3)               |              |           |  |
| 11:43     | 24 UDEZE M foul drawn (5)                        |              |           | 22 JACKSON N foul shooting (3 - 5)   |
| 11:43     | Timeout media                                    |              |           |  |
| 11:43     |  |              |           | 24 MILLS J substitution out  |
| 11:43     |  |              |           | 42 MCCREARY M substitution in  |
| 11:43     | 24 UDEZE M free throw fast break 1 - 2 made (7)  | <b>50-53</b> | <b>-3</b> |  |



**Air Force at New Mexico**

01/27/23 The Pit, Albuquerque, NM  
2022-23 Men's Basketball

**Game Time:** 8:00 PM  
**Game Duration:** 1:57  
**Attendance:** 15,143

**Officials:** Eric Curry, Mike Littlewood, Randy Richardson

| Game Time | UNM  | Score        | Diff      | AFA   |
|-----------|--|--------------|-----------|---|
| 11:43     | 24 UDEZE M free throw fast break 2 - 2 made (8)                          | <b>51-53</b> | <b>-2</b> |   |
| 11:43     | 13 JOHNSON J substitution out  |              |           |   |
| 11:43     | 53 ALLICK J substitution in  |              |           |   |
| 11:24     |  |              |           | 5 TAYLOR E 2pt FG in the paint, jump shot missed            |
| 11:24     | 24 UDEZE M defensive rebound (8)   |              |           |   |
| 11:24     | 24 UDEZE M foul drawn (6)  |              |           | 22 JACKSON N foul personal (4 - 6)                          |
| 11:11     | 5 MASHBURN, JR. J 2pt FG outside the paint, jump shot missed             |              |           |   |
| 11:07     | 53 ALLICK J offensive rebound (6)  |              |           |   |
| 11:07     | 53 ALLICK J 2pt FG second chance in the paint, layup made (8)            | <b>53-53</b> | <b>0</b>  |   |
| 10:53     | 53 ALLICK J foul shooting (2 - 7)  |              |           | 31 PETRAITIS R foul drawn (4)                               |
| 10:53     |  |              |           | 31 PETRAITIS R free throw 1 - 2 missed                      |
| 10:53     |  |              |           | offensive dead ball rebound (1)                             |
| 10:53     |  | <b>53-54</b> | <b>-1</b> | 31 PETRAITIS R free throw 2 - 2 made (14)                   |
| 10:38     | 24 UDEZE M 2pt FG in the paint, hook shot made (10)                      | <b>55-54</b> | <b>1</b>  |   |
| 10:38     | 0 JENKINS K assist (1)   |              |           |   |
| 10:07     |  | <b>55-56</b> | <b>-1</b> | 22 JACKSON N 2pt FG in the paint, layup made (2)            |
| 10:07     |  |              |           | 5 TAYLOR E assist (5)                                       |
| 09:42     | 24 UDEZE M 2pt FG in the paint, layup made (12)                          | <b>57-56</b> | <b>1</b>  |   |
| 09:42     | 0 JENKINS K assist (2)   |              |           |   |
| 09:19     | 53 ALLICK J foul shooting (3 - 8)  |              |           | 22 JACKSON N foul drawn (3)                                 |
| 09:19     |  | <b>57-57</b> | <b>0</b>  | 22 JACKSON N free throw 1 - 2 made (3)                      |
| 09:19     |  | <b>57-58</b> | <b>-1</b> | 22 JACKSON N free throw 2 - 2 made (4)                      |
| 09:00     | 24 UDEZE M foul drawn (7)  |              |           | 22 JACKSON N foul shooting (5 - 7)                          |
| 09:00     |  |              |           | 22 JACKSON N substitution out                               |
| 09:00     |  |              |           | 14 BECKER B substitution in                                 |
| 09:00     | 24 UDEZE M free throw 1 - 2 made (13)                                    | <b>58-58</b> | <b>0</b>  |   |
| 08:59     | 24 UDEZE M free throw 2 - 2 missed                                       |              |           |   |
| 08:57     |  |              |           | 42 MCCREARY M defensive rebound (1)                         |
| 08:28     | 10 HOUSE J steal (3)   |              |           | 5 TAYLOR E turnover lost ball (2)                           |
| 08:25     | 10 HOUSE J 2pt FG fast break from turnover in the paint, layup made (15) | <b>60-58</b> | <b>2</b>  |   |
| 07:59     |  | <b>60-60</b> | <b>0</b>  | 31 PETRAITIS R 2pt FG in the paint, driving layup made (16) |
| 07:37     | 24 UDEZE M 2pt FG in the paint, hook shot missed                         |              |           |   |
| 07:35     |  |              |           | 31 PETRAITIS R defensive rebound (8)                        |
| 07:16     |  |              |           | 31 PETRAITIS R 2pt FG in the paint, layup blocked           |
| 07:16     | 24 UDEZE M block (3)   |              |           |   |
| 07:10     | 53 ALLICK J defensive rebound (7)  |              |           |   |
| 07:09     | 10 HOUSE J 2pt FG fast break in the paint, layup made (17)               | <b>62-60</b> | <b>2</b>  |   |
| 06:53     |  | <b>62-63</b> | <b>-1</b> | 5 TAYLOR E 3pt FG , jump shot made (14)                     |
| 06:53     |  |              |           | 31 PETRAITIS R assist (3)                                   |
| 06:38     | Timeout 30 Sec   |              |           |   |
| 06:38     |  |              |           | Timeout media   |
| 06:38     |  |              |           | 14 BECKER B substitution out                                |
| 06:38     |  |              |           | 30 VANDER ZWAAG C substitution in                           |
| 06:31     | 24 UDEZE M foul drawn (8)  |              |           | 30 VANDER ZWAAG C foul personal (1 - 8)                     |
| 06:31     |  |              |           | Timeout media   |
| 06:31     | 0 JENKINS K substitution out   |              |           |   |
| 06:31     | 13 JOHNSON J substitution in   |              |           |   |
| 06:31     | 24 UDEZE M 1&1 free throw 1 missed                                       |              |           |   |



**Air Force at New Mexico**

01/27/23 The Pit, Albuquerque, NM  
2022-23 Men's Basketball

**Game Time:** 8:00 PM  
**Game Duration:** 1:57  
**Attendance:** 15,143

**Officials:** Eric Curry, Mike Littlewood, Randy Richardson

| Game Time | UNM  | Score        | Diff      | AFA   |
|-----------|--|--------------|-----------|---|
| 06:30     |  |              |           | 31 PETRAITIS R defensive rebound (9)                  |
| 06:20     | 53 ALLICK J foul personal (4 - 9)  |              |           | 31 PETRAITIS R foul drawn (5)                         |
| 06:20     |  | <b>62-64</b> | <b>-2</b> | 31 PETRAITIS R 1&1 free throw 1 made (17)             |
| 06:20     | 53 ALLICK J substitution out   |              |           |   |
| 06:20     | 0 JENKINS K substitution in  |              |           |   |
| 06:20     |  | <b>62-65</b> | <b>-3</b> | 31 PETRAITIS R 1&1 free throw 2 made (18)             |
| 06:02     | 5 MASHBURN, JR. J 2pt FG outside the paint, pull up jump shot made (14)  | <b>64-65</b> | <b>-1</b> |   |
| 05:38     | 5 MASHBURN, JR. J steal (1)  |              |           | 31 PETRAITIS R turnover lost ball (3)                 |
| 05:26     | 5 MASHBURN, JR. J 2pt FG from turnover in the paint, jump shot made (16) | <b>66-65</b> | <b>1</b>  |   |
| 05:26     | 5 MASHBURN, JR. J foul drawn (3)   |              |           | 42 MCCREARY M foul shooting (1 - 9)                   |
| 05:26     | 5 MASHBURN, JR. J free throw 1 - 1 made (17)                             | <b>67-65</b> | <b>2</b>  |   |
| 05:03     |  |              |           | 30 VANDER ZWAAG C 3pt FG , jump shot missed           |
| 04:59     | 13 JOHNSON J defensive rebound (4)                                       |              |           |   |
| 04:49     | 0 JENKINS K 3pt FG , jump shot missed                                    |              |           |   |
| 04:46     |  |              |           | 31 PETRAITIS R defensive rebound (10)                 |
| 04:38     |  |              |           | Timeout 30 Sec  |
| 04:38     |  |              |           | 30 VANDER ZWAAG C substitution out                    |
| 04:38     |  |              |           | 14 BECKER B substitution in                           |
| 04:25     | 10 HOUSE J steal (4)   |              |           | 42 MCCREARY M turnover lost ball (1)                  |
| 04:18     | 10 HOUSE J 2pt FG fast break from turnover in the paint, layup made (19) | <b>69-65</b> | <b>4</b>  |   |
| 04:10     | 13 JOHNSON J foul personal (3 - 10)                                      |              |           | 31 PETRAITIS R foul drawn (6)                         |
| 04:10     |  |              |           | 31 PETRAITIS R free throw fast break 1 - 2 missed     |
| 04:10     |  |              |           | offensive dead ball rebound (2)                       |
| 04:10     |  | <b>69-66</b> | <b>3</b>  | 31 PETRAITIS R free throw fast break 2 - 2 made (19)  |
| 03:59     | 5 MASHBURN, JR. J 2pt FG in the paint, driving layup made (19)           | <b>71-66</b> | <b>5</b>  |   |
| 03:59     | 5 MASHBURN, JR. J foul drawn (4)   |              |           | 14 BECKER B foul shooting (5 - 10)                    |
| 03:59     |  |              |           | Timeout media   |
| 03:59     |  |              |           | 14 BECKER B substitution out                          |
| 03:59     |  |              |           | 30 VANDER ZWAAG C substitution in                     |
| 03:59     | 5 MASHBURN, JR. J free throw 1 - 1 missed                                |              |           |   |
| 03:57     |  |              |           | 31 PETRAITIS R defensive rebound (11)                 |
| 03:31     |  | <b>71-68</b> | <b>3</b>  | 30 VANDER ZWAAG C 2pt FG in the paint, dunk, made (2) |
| 03:13     | 5 MASHBURN, JR. J turnover lost ball (2)                                 |              |           | 31 PETRAITIS R steal (1)                              |
| 02:57     | 10 HOUSE J steal (5)   |              |           | 5 TAYLOR E turnover lost ball (3)                     |
| 02:52     | 10 HOUSE J 2pt FG from turnover in the paint, jump shot missed           |              |           |   |
| 02:50     | 10 HOUSE J offensive rebound (4)   |              |           |   |
| 02:46     | 0 JENKINS K 3pt FG from turnover second chance, jump shot made (6)       | <b>74-68</b> | <b>6</b>  |   |
| 02:46     | 10 HOUSE J assist (4)  |              |           |   |
| 02:33     |  |              |           | 30 VANDER ZWAAG C 3pt FG , jump shot missed           |
| 02:28     | 10 HOUSE J defensive rebound (5)   |              |           |   |
| 02:09     | 24 UDEZE M foul drawn (9)  |              |           | 31 PETRAITIS R foul personal (2 - 11)                 |
| 02:09     | 24 UDEZE M free throw 1 - 2 made (14)                                    | <b>75-68</b> | <b>7</b>  |   |
| 02:09     | 24 UDEZE M free throw 2 - 2 made (15)                                    | <b>76-68</b> | <b>8</b>  |   |
| 02:09     | 24 UDEZE M substitution out  |              |           |   |
| 02:09     | 53 ALLICK J substitution in  |              |           |   |

**Air Force at New Mexico**01/27/23 The Pit, Albuquerque, NM  
2022-23 Men's Basketball**Game Time:** 8:00 PM**Game Duration:** 1:57**Attendance:** 15,143**Officials:** Eric Curry, Mike Littlewood, Randy Richardson

| Game Time            | UNM  | Score        | Diff     | AFA   |
|----------------------|--|--------------|----------|---|
| 01:39                |  | <b>76-70</b> | <b>6</b> | 30 VANDER ZWAAG C 2pt FG in the paint, driving layup made (4) |
| 01:38                |  |              |          | Timeout 60 Sec  |
| 01:38                | 53 ALLICK J substitution out                                   |              |          |   |
| 01:38                | 24 UDEZE M substitution in                                     |              |          |   |
| 01:16                | 5 MASHBURN, JR. J foul offensive (3 - 11)                      |              |          | 31 PETRAITIS R foul drawn (7)                                 |
| 01:16                | 5 MASHBURN, JR. J turnover offensive (3)                       |              |          |   |
| 01:02                |  |              |          | 30 VANDER ZWAAG C 3pt FG from turnover, jump shot missed      |
| 00:56                | 5 MASHBURN, JR. J defensive rebound (3)                        |              |          |   |
| 00:35                | 5 MASHBURN, JR. J 2pt FG in the paint, driving layup made (21) | <b>78-70</b> | <b>8</b> |   |
| 00:21                |  | <b>78-73</b> | <b>5</b> | 5 TAYLOR E 3pt FG , jump shot made (17)                       |
| 00:21                |  |              |          | 30 VANDER ZWAAG C assist (2)                                  |
| 00:20                |  |              |          | Timeout 30 Sec  |
| 00:17                | 5 MASHBURN, JR. J foul drawn (5)                               |              |          | 31 PETRAITIS R foul personal (3 - 12)                         |
| 00:17                | 5 MASHBURN, JR. J free throw 1 - 2 missed                      |              |          |   |
| 00:17                | offensive dead ball rebound (2)                                |              |          |   |
| 00:17                | 5 MASHBURN, JR. J free throw 2 - 2 made (22)                   | <b>79-73</b> | <b>6</b> |   |
| 00:07                |  |              |          | 5 TAYLOR E 3pt FG , jump shot missed                          |
| 00:03                | 5 MASHBURN, JR. J defensive rebound (4)                        |              |          |   |
| 00:03                | 5 MASHBURN, JR. J foul drawn (6)                               |              |          | 3 HEIDBREDER J foul shooting (2 - 13)                         |
| 00:03                | 5 MASHBURN, JR. J free throw 1 - 2 made (23)                   | <b>80-73</b> | <b>7</b> |   |
| 00:03                | 5 MASHBURN, JR. J free throw 2 - 2 made (24)                   | <b>81-73</b> | <b>8</b> |   |
| 00:00                | 10 HOUSE J steal (6)   |              |          | 42 MCCREARY M turnover lost ball (2)                          |
| <b>END OF GAME</b>   |  |              |          |   |
| <b>UNM 81-73 AFA</b> |  |              |          |   |



**Air Force at New Mexico**

01/27/23 The Pit, Albuquerque, NM  
2022-23 Men's Basketball

Game Time: 8:00 PM  
Game Duration: 1:57  
Attendance: 15,143

Officials: Eric Curry, Mike Littlewood, Randy Richardson

**Air Force - 39**

| NO.           | Name                | F | Min   | FG    | 3P   | FT   | Rebounds |    |     | Fouls |    | TP | AS | TO | ST | Blocks |    | +/- |
|---------------|---------------------|---|-------|-------|------|------|----------|----|-----|-------|----|----|----|----|----|--------|----|-----|
|               |                     |   |       | M-A   | M-A  | M-A  | OR       | DR | TOT | PF    | FD |    |    |    |    | BS     | BA |     |
| 14            | Beau Becker         | F | 06:50 | 2-2   | 1-1  | 0-0  | 0        | 0  | 0   | 3     | 0  | 5  | 0  | 0  | 0  | 0      | 0  | 4   |
| 3             | Jake Heidbreder     | G | 20:00 | 2-3   | 1-1  | 0-0  | 0        | 1  | 1   | 1     | 2  | 5  | 0  | 0  | 0  | 0      | 0  | 1   |
| 5             | Ethan Taylor        | G | 20:00 | 3-6   | 2-3  | 2-3  | 0        | 1  | 1   | 0     | 1  | 10 | 4  | 3  | 1  | 0      | 1  | 1   |
| 24            | Jeffrey Mills       | G | 08:17 | 1-4   | 0-2  | 1-1  | 1        | 1  | 2   | 0     | 2  | 3  | 1  | 0  | 0  | 0      | 0  | 13  |
| 31            | Rytis Petraitis     | G | 20:00 | 2-5   | 0-0  | 4-6  | 1        | 6  | 7   | 3     | 4  | 8  | 3  | 1  | 1  | 0      | 2  | 1   |
| 22            | Nikc Jackson        |   | 07:11 | 1-1   | 0-0  | 2-2  | 0        | 0  | 0   | 4     | 2  | 4  | 1  | 0  | 0  | 0      | 0  | 3   |
| 42            | Marcell McCreary    |   | 11:43 | 0-0   | 0-0  | 0-0  | 0        | 1  | 1   | 1     | 0  | 0  | 0  | 2  | 0  | 0      | 0  | -12 |
| 30            | Camden Vander Zwaag |   | 05:59 | 2-5   | 0-3  | 0-0  | 0        | 0  | 0   | 1     | 0  | 4  | 1  | 0  | 0  | 0      | 0  | -6  |
| Team          |                     |   |       |       |      |      | 1        | 0  | 1   |       |    | 0  |    | 0  |    |        |    |     |
| <b>Totals</b> |                     |   |       | 13-26 | 4-10 | 9-12 | 3        | 10 | 13  | 13    | 11 | 39 | 10 | 6  | 2  | 0      | 3  | 1   |

| Shooting By Period  |       |       |
|---------------------|-------|-------|
| 2 <sup>nd</sup> FG% | 13-26 | 50.0% |
| 3PT%                | 4-10  | 40.0% |
| FT%                 | 9-12  | 75%   |
| GM FG%              | 13-26 | 50.0% |
| 3PT%                | 4-10  | 40.0% |
| FT%                 | 9-12  | 75.0% |

Dead Ball Rebounds: 2, 0

Technical Fouls::NONE

**New Mexico - 38**

| NO.           | Name                | F | Min   | FG    | 3P  | FT    | Rebounds |    |     | Fouls |    | TP | AS | TO | ST | Blocks |    | +/- |
|---------------|---------------------|---|-------|-------|-----|-------|----------|----|-----|-------|----|----|----|----|----|--------|----|-----|
|               |                     |   |       | M-A   | M-A | M-A   | OR       | DR | TOT | PF    | FD |    |    |    |    | BS     | BA |     |
| 24            | Morris Udeze        | F | 19:29 | 2-3   | 0-0 | 5-9   | 1        | 2  | 3   | 0     | 7  | 9  | 0  | 0  | 1  | 3      | 0  | 1   |
| 53            | Josiah Allick       | F | 09:43 | 1-2   | 0-0 | 0-0   | 1        | 2  | 3   | 3     | 0  | 2  | 0  | 0  | 0  | 0      | 0  | -9  |
| 5             | Jamal Mashburn, Jr. | G | 19:28 | 4-7   | 0-1 | 4-6   | 0        | 3  | 3   | 3     | 4  | 12 | 0  | 3  | 1  | 0      | 0  | 1   |
| 10            | Jaelen House        | G | 20:00 | 3-7   | 0-3 | 2-2   | 1        | 1  | 2   | 2     | 1  | 8  | 1  | 1  | 4  | 0      | 0  | -1  |
| 13            | Javonté Johnson     | G | 14:48 | 1-1   | 0-0 | 2-2   | 1        | 3  | 4   | 1     | 1  | 4  | 0  | 1  | 0  | 0      | 0  | -2  |
| 0             | KJ Jenkins          |   | 16:00 | 1-2   | 1-2 | 0-0   | 0        | 0  | 0   | 2     | 0  | 3  | 2  | 0  | 0  | 0      | 0  | 7   |
| 2             | Donovan Dent        |   | 00:32 | 0-0   | 0-0 | 0-0   | 0        | 0  | 0   | 0     | 0  | 0  | 0  | 1  | 0  | 0      | 0  | -2  |
| Team          |                     |   |       |       |     |       | 0        | 0  | 0   |       |    | 0  |    | 0  |    |        |    |     |
| <b>Totals</b> |                     |   |       | 12-22 | 1-6 | 13-19 | 4        | 11 | 15  | 11    | 13 | 38 | 3  | 6  | 6  | 3      | 0  | -1  |

| Shooting By Period  |       |       |
|---------------------|-------|-------|
| 2 <sup>nd</sup> FG% | 12-22 | 54.5% |
| 3PT%                | 1-6   | 16.7% |
| FT%                 | 13-19 | 68.4% |
| GM FG%              | 12-22 | 54.5% |
| 3PT%                | 1-6   | 16.7% |
| FT%                 | 13-19 | 68.4% |

Dead Ball Rebounds: 2, 0

Technical Fouls::NONE

|                  | AFA                       | UNM                       |
|------------------|---------------------------|---------------------------|
| Biggest lead     | 4 (2 <sup>nd</sup> 12:17) | 9 (2 <sup>nd</sup> 18:50) |
| Best Scoring Run | 8 (2 <sup>nd</sup> 16:53) | 7 (2 <sup>nd</sup> 4:18)  |
| Lead Changes     | 8                         |                           |
| Times Tied       | 4                         |                           |
| Time with Lead   | 04:51                     | 13:07                     |

| Points from   | AFA | UNM |
|---------------|-----|-----|
| Turnovers     | 5   | 10  |
| Paint         | 16  | 20  |
| Second Chance | 5   | 7   |
| Fast Breaks   | 1   | 8   |
| Bench         | 8   | 3   |

|     | Period by Period Scoring |     |     |
|-----|--------------------------|-----|-----|
|     | 1st                      | 2nd | TOT |
| AFA | 34                       | 39  | 73  |
| UNM | 43                       | 38  | 81  |



**Air Force at New Mexico**

01/27/23 The Pit, Albuquerque, NM  
2022-23 Men's Basketball

**Game Time:** 8:00 PM  
**Game Duration:** 1:57  
**Attendance:** 15,143

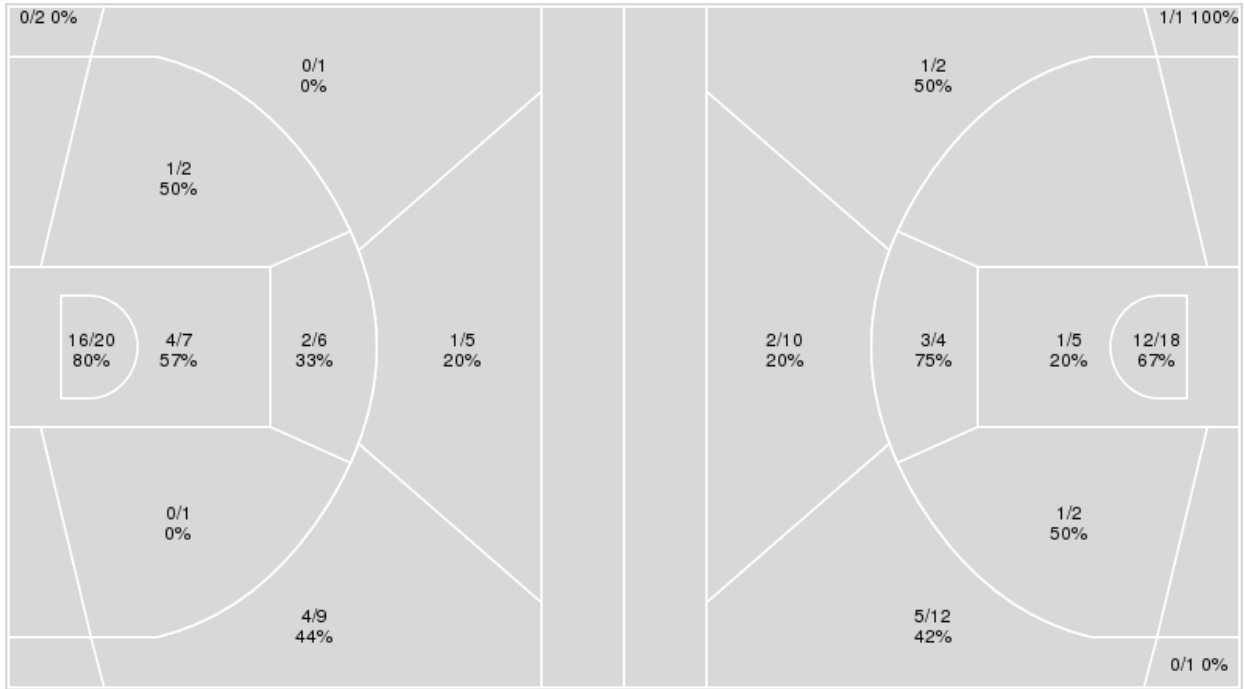
**Officials:** Eric Curry, Mike Littlewood, Randy Richardson

{ Players => 0, 1, 2, 3, 4, 5, 10, 11, 13, 20, 21, 24, 32, 34, 53; } FG  
Types => All; Results => All;

{ Players => 1, 2, 3, 4, 5, 11, 12, 13, 14, 15, 20, 21, 22, 24, 30, 31, 34,  
35, 41, 42; } FG Types => All; Results => All;

**New Mexico**

**Air Force**



| New Mexico  | M/A   | %  |
|-------------|-------|----|
| Field Goals | 28/53 | 53 |
| 2 Points    | 23/36 | 64 |
| 3 Points    | 5/17  | 29 |
| Free Throws | 20/26 | 77 |

| Air Force   | M/A   | %  |
|-------------|-------|----|
| Field Goals | 26/55 | 47 |
| 2 Points    | 17/29 | 59 |
| 3 Points    | 9/26  | 35 |
| Free Throws | 12/15 | 80 |



**Air Force at New Mexico**

01/27/23 The Pit, Albuquerque, NM  
2022-23 Men's Basketball

Game Time: 8:00 PM  
Game Duration: 1:57  
Attendance: 15,143

Officials: Eric Curry, Mike Littlewood, Randy Richardson

**Air Force**

| No | Name                | Mins  |       | Score   |         | Points Diff |     | Points per Min |      | Assists |     | Rebounds |     | Steals |     | Turnovers |     |
|----|---------------------|-------|-------|---------|---------|-------------|-----|----------------|------|---------|-----|----------|-----|--------|-----|-----------|-----|
|    |                     | On    | Off   | On      | Off     | On          | Off | On             | Off  | On      | Off | On       | Off | On     | Off | On        | Off |
| 3  | Jake Heidbreder     | 38:00 | 02:00 | 69 - 81 | 4 - 0   | -12         | 4   | 1.82           | 2.00 | 18      | 0   | 24       | 3   | 3      | 0   | 12        | 0   |
| 5  | Ethan Taylor        | 35:28 | 04:32 | 64 - 67 | 9 - 14  | -3          | -5  | 1.80           | 1.99 | 16      | 2   | 26       | 1   | 2      | 1   | 10        | 2   |
| 14 | Beau Becker         | 21:02 | 18:58 | 41 - 42 | 32 - 39 | -1          | -7  | 1.95           | 1.69 | 10      | 8   | 16       | 11  | 1      | 2   | 6         | 6   |
| 22 | Nikk Jackson        | 12:59 | 27:01 | 23 - 24 | 50 - 57 | -1          | -7  | 1.77           | 1.85 | 7       | 11  | 8        | 19  | 1      | 2   | 3         | 9   |
| 24 | Jeffrey Mills       | 16:08 | 23:52 | 26 - 29 | 47 - 52 | -3          | -5  | 1.61           | 1.97 | 9       | 9   | 14       | 13  | 2      | 1   | 5         | 7   |
| 30 | Camden Vander Zwaag | 13:07 | 26:53 | 26 - 28 | 47 - 53 | -2          | -6  | 1.98           | 1.75 | 4       | 14  | 7        | 20  | 1      | 2   | 4         | 8   |
| 31 | Rytis Petraitis     | 36:55 | 03:05 | 66 - 74 | 7 - 7   | -8          | 0   | 1.79           | 2.27 | 16      | 2   | 26       | 1   | 3      | 0   | 12        | 0   |
| 42 | Marcell McCreary    | 26:21 | 13:39 | 50 - 60 | 23 - 21 | -10         | 2   | 1.90           | 1.68 | 10      | 8   | 14       | 13  | 2      | 1   | 8         | 4   |

**New Mexico**

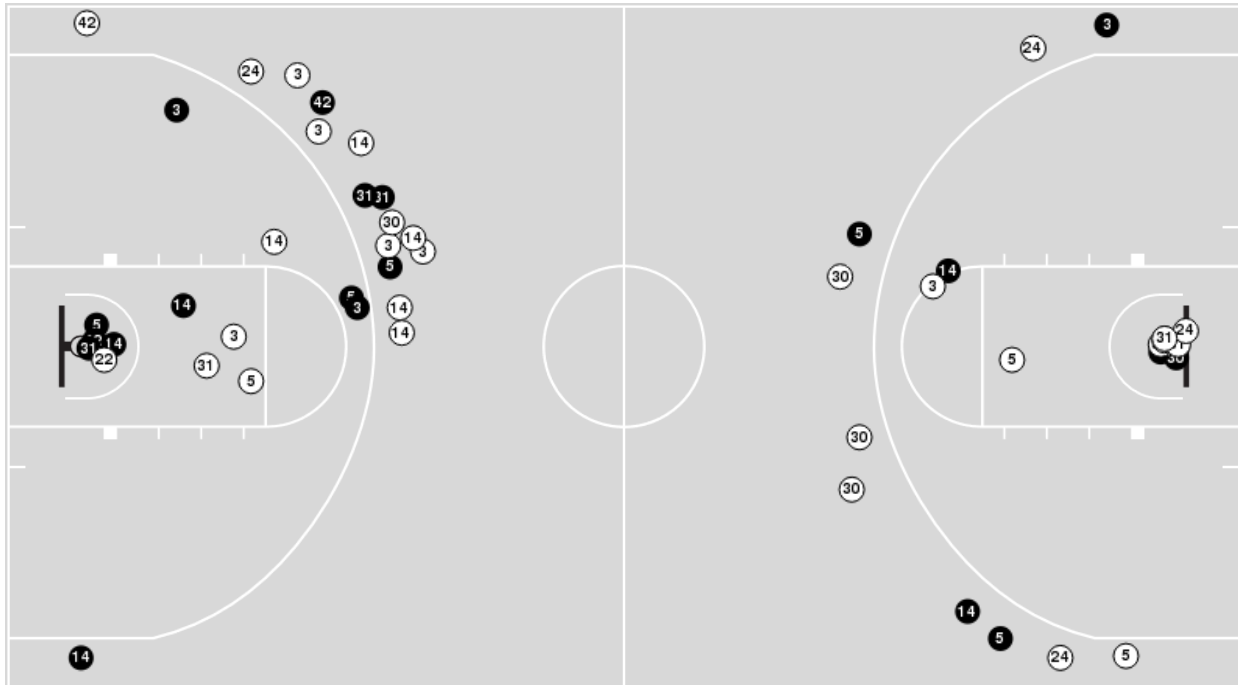
| No | Name                | Mins  |       | Score   |         | Points Diff |     | Points per Min |      | Assists |     | Rebounds |     | Steals |     | Turnovers |     |
|----|---------------------|-------|-------|---------|---------|-------------|-----|----------------|------|---------|-----|----------|-----|--------|-----|-----------|-----|
|    |                     | On    | Off   | On      | Off     | On          | Off | On             | Off  | On      | Off | On       | Off | On     | Off | On        | Off |
| 0  | KJ Jenkins          | 23:10 | 16:50 | 46 - 44 | 35 - 29 | 2           | 6   | 1.99           | 2.08 | 7       | 4   | 15       | 17  | 6      | 3   | 5         | 5   |
| 2  | Donovan Dent        | 12:44 | 27:16 | 24 - 27 | 57 - 46 | -3          | 11  | 1.88           | 2.09 | 4       | 7   | 8        | 24  | 1      | 8   | 5         | 5   |
| 5  | Jamal Mashburn, Jr. | 36:23 | 03:37 | 74 - 64 | 7 - 9   | 10          | -2  | 2.03           | 1.94 | 9       | 2   | 31       | 1   | 9      | 0   | 9         | 1   |
| 10 | Jaalen House        | 38:21 | 01:39 | 81 - 69 | 0 - 4   | 12          | -4  | 2.11           | 0.00 | 11      | 0   | 31       | 1   | 9      | 0   | 10        | 0   |
| 13 | Javonté Johnson     | 23:23 | 16:37 | 46 - 42 | 35 - 31 | 4           | 4   | 1.97           | 2.11 | 4       | 7   | 19       | 13  | 8      | 1   | 6         | 4   |
| 24 | Morris Udeze        | 37:29 | 02:31 | 81 - 67 | 0 - 6   | 14          | -6  | 2.16           | 0.00 | 11      | 0   | 31       | 1   | 9      | 0   | 10        | 0   |
| 34 | Birima Seck         | 01:02 | 38:58 | 4 - 2   | 77 - 71 | 2           | 6   | 3.87           | 1.98 | 2       | 9   | 1        | 31  | 0      | 9   | 0         | 10  |
| 53 | Josiah Allick       | 27:28 | 12:32 | 49 - 50 | 32 - 23 | -1          | 9   | 1.78           | 2.55 | 7       | 4   | 24       | 8   | 3      | 6   | 5         | 5   |



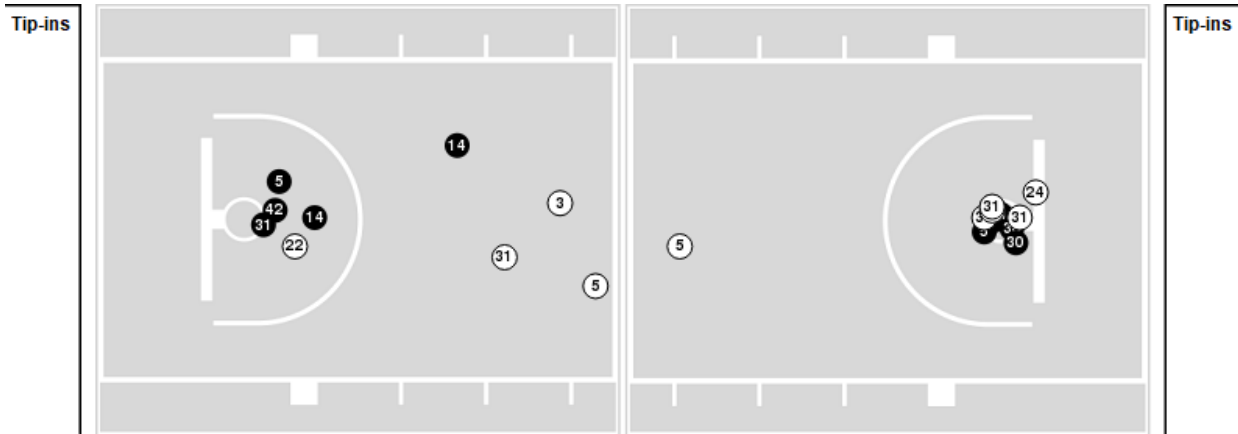
Players => 1, 2, 3, 4, 5, 11, 12, 13, 14, 15, 20, 21, 22, 24, 30, 31, 34, 35, 41, 42 FG Types=>All Results=>All

**Air Force**

**All Field Goals**



**Blow Up Chart**



● Made ○ Missed N - Player Number

| Air Force   | M/A   | %  |
|-------------|-------|----|
| Field Goals | 26/55 | 47 |
| 2 Points    | 17/29 | 59 |
| 3 Points    | 9/26  | 35 |
| Free Throws | 12/15 | 80 |

| Air Force            | M/A          | %  |
|----------------------|--------------|----|
| Points in the Paint  | 26 (13 / 23) | 57 |
| Fast Break Points    | 1 (1/2)      | 50 |
| Second Chance Points | 8 (4/6)      | 67 |
| Effective FG%        | 55           |    |

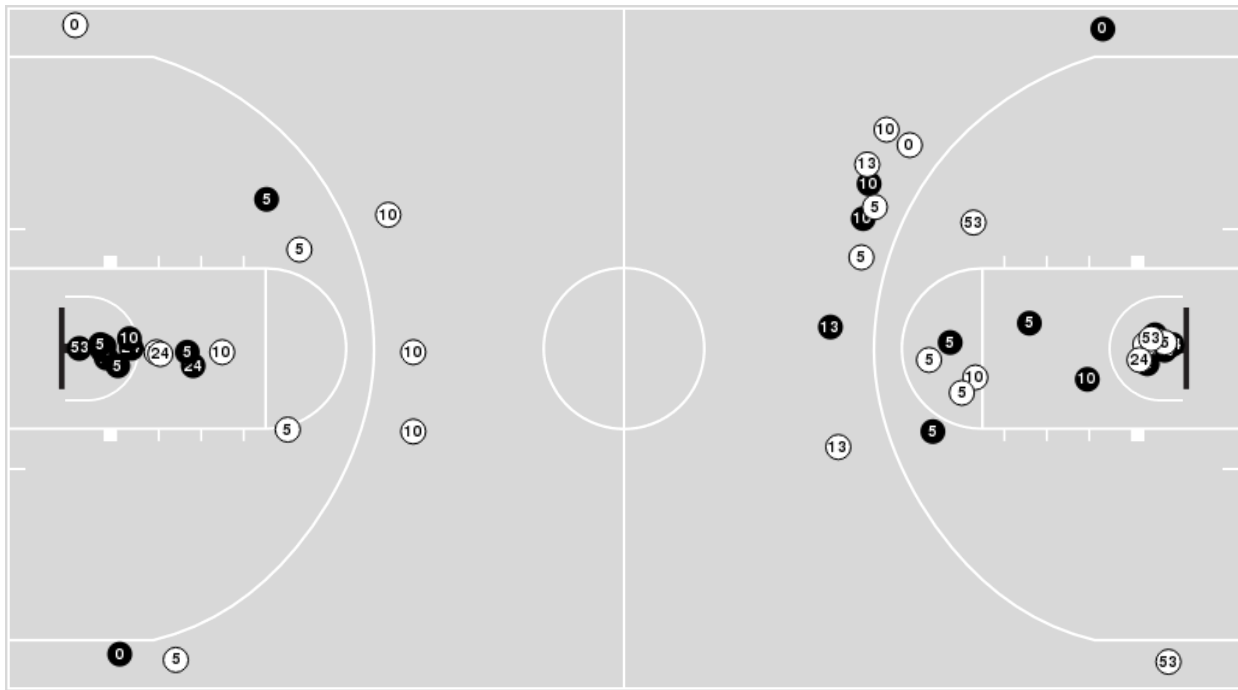




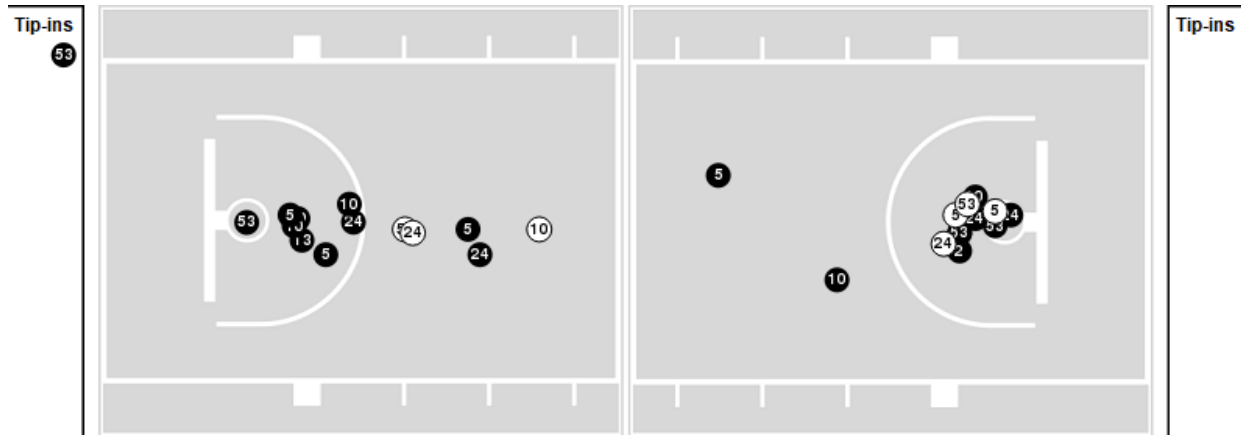
Players => 0, 1, 2, 3, 4, 5, 10, 11, 13, 20, 21, 24, 32, 34, 53 FG Types=>All Results=>All

**New Mexico**

**All Field Goals**



**Blow Up Chart**



● Made ○ Missed N - Player Number

| New Mexico  | M/A   | %  |
|-------------|-------|----|
| Field Goals | 28/53 | 53 |
| 2 Points    | 23/36 | 64 |
| 3 Points    | 5/17  | 29 |
| Free Throws | 20/26 | 77 |

| New Mexico           | M/A          | %  |
|----------------------|--------------|----|
| Points in the Paint  | 40 (20 / 27) | 74 |
| Fast Break Points    | 20 (12/14)   | 86 |
| Second Chance Points | 11 (6/9)     | 67 |
| Effective FG%        | 58           |    |



**Air Force at New Mexico**

01/27/23 The Pit, Albuquerque, NM  
2022-23 Men's Basketball

**Game Time:** 8:00 PM  
**Game Duration:** 1:57  
**Attendance:** 15,143

**Officials:** Eric Curry, Mike Littlewood, Randy Richardson

**Air Force**

| Lineup   | Quarter On | Time On | Quarter Off | Time Off | Time on Court | Score | Score Diff | Reb | Stl | Tov | Ass | PPP    |
|--|------------|---------|-------------|----------|---------------|-------|------------|-----|-----|-----|-----|--------|
| 3- Heidbreder J/ 5- Taylor E/ 14- Becker B/ 24- Mills J/ 31- Petraitis R/            | 1          | 20:00   | 1           | 14:38    | 05:22         | 4-15  | -11        | 5   | 0   | 3   | 1   | 0.4444 |
| 3- Heidbreder J/ 5- Taylor E/ 14- Becker B/ 31- Petraitis R/ 42- McCreary M/         | 1          | 14:38   | 1           | 12:12    | 02:26         | 5-4   | 1          | 2   | 0   | 0   | 2   | 1.2500 |
| 3- Heidbreder J/ 5- Taylor E/ 14- Becker B/ 30- Vander Zwaag C/ 42- McCreary M/      | 1          | 12:12   | 1           | 09:07    | 03:05         | 7-7   | 0          | 1   | 0   | 0   | 2   | 1.7500 |
| 5- Taylor E/ 14- Becker B/ 30- Vander Zwaag C/ 31- Petraitis R/ 42- McCreary M/      | 1          | 09:07   | 1           | 07:07    | 02:00         | 4-0   | 4          | 3   | 0   | 0   | 0   | 2.0000 |
| 3- Heidbreder J/ 14- Becker B/ 30- Vander Zwaag C/ 31- Petraitis R/ 42- McCreary M/  | 1          | 07:07   | 1           | 05:54    | 01:13         | 5-4   | 1          | 0   | 0   | 1   | 1   | 1.6667 |
| 3- Heidbreder J/ 22- Jackson N/ 30- Vander Zwaag C/ 31- Petraitis R/ 42- McCreary M/ | 1          | 05:54   | 1           | 05:04    | 00:50         | 1-2   | -1         | 0   | 0   | 0   | 0   | 0.6944 |
| 3- Heidbreder J/ 22- Jackson N/ 24- Mills J/ 31- Petraitis R/ 42- McCreary M/        | 1          | 05:04   | 1           | 02:35    | 02:29         | 3-8   | -5         | 1   | 1   | 1   | 1   | 0.6000 |
| 3- Heidbreder J/ 5- Taylor E/ 22- Jackson N/ 31- Petraitis R/ 42- McCreary M/        | 1          | 02:35   | 1           | 00:06    | 02:29         | 5-3   | 2          | 2   | 0   | 1   | 1   | 1.2887 |
| 3- Heidbreder J/ 5- Taylor E/ 14- Becker B/ 31- Petraitis R/ 42- McCreary M/         | 1          | 00:06   | 2           | 20:00    | 00:06         | 0-0   | 0          | 0   | 0   | 0   | 0   | 0.0000 |
| 3- Heidbreder J/ 5- Taylor E/ 14- Becker B/ 24- Mills J/ 31- Petraitis R/            | 2          | 20:00   | 2           | 16:11    | 03:49         | 10-3  | 7          | 3   | 1   | 0   | 3   | 1.5823 |
| 3- Heidbreder J/ 5- Taylor E/ 22- Jackson N/ 24- Mills J/ 31- Petraitis R/           | 2          | 16:11   | 2           | 11:43    | 04:28         | 9-3   | 6          | 5   | 0   | 1   | 4   | 1.2097 |
| 3- Heidbreder J/ 5- Taylor E/ 22- Jackson N/ 31- Petraitis R/ 42- McCreary M/        | 2          | 11:43   | 2           | 09:00    | 02:43         | 5-8   | -3         | 0   | 0   | 0   | 1   | 1.3298 |
| 3- Heidbreder J/ 5- Taylor E/ 14- Becker B/ 31- Petraitis R/ 42- McCreary M/         | 2          | 09:00   | 2           | 06:38    | 02:22         | 5-5   | 0          | 2   | 0   | 1   | 1   | 1.2500 |
| 3- Heidbreder J/ 5- Taylor E/ 30- Vander Zwaag C/ 31- Petraitis R/ 42- McCreary M/   | 2          | 06:38   | 2           | 04:38    | 02:00         | 2-5   | -3         | 2   | 0   | 1   | 0   | 0.6944 |
| 3- Heidbreder J/ 5- Taylor E/ 14- Becker B/ 31- Petraitis R/ 42- McCreary M/         | 2          | 04:38   | 2           | 03:59    | 00:39         | 1-4   | -3         | 0   | 0   | 1   | 0   | 0.5319 |
| 3- Heidbreder J/ 5- Taylor E/ 30- Vander Zwaag C/ 31- Petraitis R/ 42- McCreary M/   | 2          | 03:59   | 2           | 00:00    | 03:59         | 7-10  | -3         | 1   | 1   | 2   | 1   | 0.8750 |



**Air Force at New Mexico**

01/27/23 The Pit, Albuquerque, NM  
2022-23 Men's Basketball

**Game Time:** 8:00 PM  
**Game Duration:** 1:57  
**Attendance:** 15,143

**Officials:** Eric Curry, Mike Littlewood, Randy Richardson

**New Mexico**

| Lineup  | Quarter On | Time On | Quarter Off | Time Off | Time on Court | Score | Score Diff | Reb | Stl | Tov | Ass | PPP    |
|---|------------|---------|-------------|----------|---------------|-------|------------|-----|-----|-----|-----|--------|
| 5- Mashburn, Jr. J/ 10- House J/ 13- Johnson J/ 24- Udeze M/ 53- Allick J/  | 1          | 20:00   | 1           | 14:38    | 05:22         | 15-4  | 11         | 6   | 2   | 0   | 2   | 1.4368 |
| 0- Jenkins K/ 5- Mashburn, Jr. J/ 10- House J/ 24- Udeze M/ 53- Allick J/   | 1          | 14:38   | 1           | 13:14    | 01:24         | 0-3   | -3         | 2   | 0   | 0   | 0   | 0.0000 |
| 0- Jenkins K/ 5- Mashburn, Jr. J/ 10- House J/ 24- Udeze M/ 34- Seck B/     | 1          | 13:14   | 1           | 12:12    | 01:02         | 4-2   | 2          | 1   | 0   | 0   | 2   | 2.0000 |
| 0- Jenkins K/ 2- Dent D/ 10- House J/ 24- Udeze M/ 53- Allick J/            | 1          | 12:12   | 1           | 09:07    | 03:05         | 7-7   | 0          | 1   | 0   | 0   | 2   | 1.7500 |
| 0- Jenkins K/ 2- Dent D/ 5- Mashburn, Jr. J/ 13- Johnson J/ 53- Allick J/   | 1          | 09:07   | 1           | 07:28    | 01:39         | 0-4   | -4         | 1   | 0   | 0   | 0   | 0.0000 |
| 2- Dent D/ 5- Mashburn, Jr. J/ 10- House J/ 13- Johnson J/ 53- Allick J/    | 1          | 07:28   | 1           | 07:07    | 00:21         | 0-0   | 0          | 0   | 0   | 0   | 0   | 0.0000 |
| 2- Dent D/ 5- Mashburn, Jr. J/ 10- House J/ 13- Johnson J/ 24- Udeze M/     | 1          | 07:07   | 1           | 05:54    | 01:13         | 4-5   | -1         | 0   | 1   | 0   | 1   | 2.0000 |
| 2- Dent D/ 5- Mashburn, Jr. J/ 10- House J/ 24- Udeze M/ 53- Allick J/      | 1          | 05:54   | 2           | 20:00    | 05:54         | 13-9  | 4          | 6   | 0   | 4   | 1   | 1.1168 |
| 5- Mashburn, Jr. J/ 10- House J/ 13- Johnson J/ 24- Udeze M/ 53- Allick J/  | 2          | 20:00   | 2           | 16:11    | 03:49         | 3-10  | -7         | 5   | 0   | 1   | 0   | 0.5639 |
| 0- Jenkins K/ 5- Mashburn, Jr. J/ 10- House J/ 13- Johnson J/ 24- Udeze M/  | 2          | 16:11   | 2           | 14:52    | 01:19         | 3-2   | 1          | 0   | 1   | 1   | 0   | 1.2295 |
| 0- Jenkins K/ 2- Dent D/ 10- House J/ 13- Johnson J/ 24- Udeze M/           | 2          | 14:52   | 2           | 14:20    | 00:32         | 0-2   | -2         | 0   | 0   | 1   | 0   | 0.0000 |
| 0- Jenkins K/ 5- Mashburn, Jr. J/ 10- House J/ 13- Johnson J/ 24- Udeze M/  | 2          | 14:20   | 2           | 11:43    | 02:37         | 2-5   | -3         | 2   | 0   | 1   | 0   | 0.5319 |
| 0- Jenkins K/ 5- Mashburn, Jr. J/ 10- House J/ 24- Udeze M/ 53- Allick J/   | 2          | 11:43   | 2           | 06:31    | 05:12         | 11-10 | 1          | 3   | 1   | 0   | 2   | 1.5988 |
| 5- Mashburn, Jr. J/ 10- House J/ 13- Johnson J/ 24- Udeze M/ 53- Allick J/  | 2          | 06:31   | 2           | 06:20    | 00:11         | 0-1   | -1         | 0   | 0   | 0   | 0   | 0.0000 |
| 0- Jenkins K/ 5- Mashburn, Jr. J/ 10- House J/ 13- Johnson J/ 24- Udeze M/  | 2          | 06:20   | 2           | 02:09    | 04:11         | 14-4  | 10         | 3   | 3   | 1   | 1   | 1.5982 |
| 0- Jenkins K/ 5- Mashburn, Jr. J/ 10- House J/ 13- Johnson J/ 53- Allick J/ | 2          | 02:09   | 2           | 01:38    | 00:31         | 0-2   | -2         | 0   | 0   | 0   | 0   | 0.0000 |
| 0- Jenkins K/ 5- Mashburn, Jr. J/ 10- House J/ 13- Johnson J/ 24- Udeze M/  | 2          | 01:38   | 2           | 00:00    | 01:38         | 5-3   | 2          | 2   | 1   | 1   | 0   | 1.3298 |



**Air Force at New Mexico**

01/27/23 The Pit, Albuquerque, NM  
2022-23 Men's Basketball

**Game Time:** 8:00 PM  
**Game Duration:** 1:57  
**Attendance:** 15,143

**Officials:** Eric Curry, Mike Littlewood, Randy Richardson

**Air Force**

| Lineup   | Time  | Score | Score Diff | Pts/Min | Reb | Stl | Tov | Ass | PPP    |
|--|-------|-------|------------|---------|-----|-----|-----|-----|--------|
| 3- Heidbreder J/ 5- Taylor E/ 14- Becker B/ 24- Mills J/ 31- Petraitis R/            | 09:11 | 14-18 | -4         | 1.5245  | 8   | 1   | 3   | 4   | 0.9138 |
| 3- Heidbreder J/ 5- Taylor E/ 30- Vander Zwaag C/ 31- Petraitis R/ 42- McCreary M/   | 05:59 | 9-15  | -6         | 1.5042  | 3   | 1   | 3   | 1   | 0.8272 |
| 3- Heidbreder J/ 5- Taylor E/ 14- Becker B/ 31- Petraitis R/ 42- McCreary M/         | 05:33 | 11-13 | -2         | 1.9820  | 4   | 0   | 2   | 3   | 1.0110 |
| 3- Heidbreder J/ 5- Taylor E/ 22- Jackson N/ 31- Petraitis R/ 42- McCreary M/        | 05:12 | 10-11 | -1         | 1.9231  | 2   | 0   | 1   | 2   | 1.3089 |
| 3- Heidbreder J/ 5- Taylor E/ 22- Jackson N/ 24- Mills J/ 31- Petraitis R/           | 04:28 | 9-3   | 6          | 2.0149  | 5   | 0   | 1   | 4   | 1.2097 |
| 3- Heidbreder J/ 5- Taylor E/ 14- Becker B/ 30- Vander Zwaag C/ 42- McCreary M/      | 03:05 | 7-7   | 0          | 2.2703  | 1   | 0   | 0   | 2   | 1.7500 |
| 3- Heidbreder J/ 22- Jackson N/ 24- Mills J/ 31- Petraitis R/ 42- McCreary M/        | 02:29 | 3-8   | -5         | 1.2081  | 1   | 1   | 1   | 1   | 0.6000 |
| 5- Taylor E/ 14- Becker B/ 30- Vander Zwaag C/ 31- Petraitis R/ 42- McCreary M/      | 02:00 | 4-0   | 4          | 2.0000  | 3   | 0   | 0   | 0   | 2.0000 |
| 3- Heidbreder J/ 14- Becker B/ 30- Vander Zwaag C/ 31- Petraitis R/ 42- McCreary M/  | 01:13 | 5-4   | 1          | 4.1096  | 0   | 0   | 1   | 1   | 1.6667 |
| 3- Heidbreder J/ 22- Jackson N/ 30- Vander Zwaag C/ 31- Petraitis R/ 42- McCreary M/ | 00:50 | 1-2   | -1         | 1.2000  | 0   | 0   | 0   | 0   | 0.6944 |



**Air Force at New Mexico**

01/27/23 The Pit, Albuquerque, NM  
2022-23 Men's Basketball

**Game Time:** 8:00 PM  
**Game Duration:** 1:57  
**Attendance:** 15,143

**Officials:** Eric Curry, Mike Littlewood, Randy Richardson

**New Mexico**

| Lineup  | Time  | Score | Score Diff | Pts/Min | Reb | Stl | Tov | Ass | PPP    |
|---|-------|-------|------------|---------|-----|-----|-----|-----|--------|
| 0- Jenkins K/ 5- Mashburn, Jr. J/ 10- House J/ 13- Johnson J/ 24- Udeze M/  | 09:45 | 24-14 | 10         | 2.4615  | 7   | 5   | 4   | 1   | 1.2821 |
| 5- Mashburn, Jr. J/ 10- House J/ 13- Johnson J/ 24- Udeze M/ 53- Allick J/  | 09:22 | 18-15 | 3          | 1.9217  | 11  | 2   | 1   | 2   | 1.1111 |
| 0- Jenkins K/ 5- Mashburn, Jr. J/ 10- House J/ 24- Udeze M/ 53- Allick J/   | 06:36 | 11-13 | -2         | 1.6667  | 5   | 1   | 0   | 2   | 1.3959 |
| 2- Dent D/ 5- Mashburn, Jr. J/ 10- House J/ 24- Udeze M/ 53- Allick J/      | 05:54 | 13-9  | 4          | 2.2034  | 6   | 0   | 4   | 1   | 1.1168 |
| 0- Jenkins K/ 2- Dent D/ 10- House J/ 24- Udeze M/ 53- Allick J/            | 03:05 | 7-7   | 0          | 2.2703  | 1   | 0   | 0   | 2   | 1.7500 |
| 0- Jenkins K/ 2- Dent D/ 5- Mashburn, Jr. J/ 13- Johnson J/ 53- Allick J/   | 01:39 | 0-4   | -4         | 0.0000  | 1   | 0   | 0   | 0   | 0.0000 |
| 2- Dent D/ 5- Mashburn, Jr. J/ 10- House J/ 13- Johnson J/ 24- Udeze M/     | 01:13 | 4-5   | -1         | 3.2877  | 0   | 1   | 0   | 1   | 2.0000 |
| 0- Jenkins K/ 5- Mashburn, Jr. J/ 10- House J/ 24- Udeze M/ 34- Seck B/     | 01:02 | 4-2   | 2          | 3.8710  | 1   | 0   | 0   | 2   | 2.0000 |
| 0- Jenkins K/ 2- Dent D/ 10- House J/ 13- Johnson J/ 24- Udeze M/           | 00:32 | 0-2   | -2         | 0.0000  | 0   | 0   | 1   | 0   | 0.0000 |
| 0- Jenkins K/ 5- Mashburn, Jr. J/ 10- House J/ 13- Johnson J/ 53- Allick J/ | 00:31 | 0-2   | -2         | 0.0000  | 0   | 0   | 0   | 0   | 0.0000 |
| 2- Dent D/ 5- Mashburn, Jr. J/ 10- House J/ 13- Johnson J/ 53- Allick J/    | 00:21 | 0-0   | 0          | 0.0000  | 0   | 0   | 0   | 0   | 0.0000 |