

2022-23 NEW MEXICO WOMEN'S BASKETBALL

GAME NOTES

» Eight NCAA Tournament Appearances | 1998, 2002, 2003, 2004, 2005, 2006, 2007, 2008 «
 » Five Mountain West Tournament Championships | 2003, 2004, 2005, 2007, 2008 «

2022-23 | Schedule and Results

OVERALL RECORD:.....13-10
MW RECORD:.....5-5
HOME RECORD:.....9-3
ROAD RECORD:.....3-6
NEUTRAL RECORD:.....1-1
STREAK:.....L1

Date	Opponent	Time/Result
10/29	West Texas A&M (Exh.)	W, 84-75
11/3	Fort Lewis College (Exh.)	W, 95-54
11/7	at Southern Utah	L, 76-68
11/12	Houston	W, 68-61
11/15	at New Mexico State	L, 73-64 (OT)
11/20	Arizona State	L, 83-77 (OT)
11/22	Western New Mexico	W, 93-57
11/26	at Texas A&M-Commerce	W, 78-71
11/29	at Nicholls	W, 72-55
12/4	#14/13 Arizona	L, 77-60
12/7	Abilene Christian	W, 71-61
12/11	New Mexico State	W, 65-64
12/20	Old Dominion%	W, 74-57
12/21	Mississippi State%	L, 87-58
12/29	South Carolina State	W, 107-55
1/1	Air Force*	W, 70-58
1/5	at Wyoming*	L, 78-69
1/7	at Colorado State*	L, 76-65
1/11	Nevada*	W, 88-58
1/14	at UNLV*	L, 79-63
1/19	at San Diego State*	L, 65-61
1/21	Boise State*	W, 76-68
1/26	Colorado State*	W, 64-59
1/28	at Utah State*	W, 98-60
2/2	UNLV*	L, 93-75
2/4	San Diego State*	2 p.m.
2/9	at Boise State*	6:30 p.m.
2/11	at Nevada*	2 p.m.
2/16	Wyoming*	7 p.m.
2/18	San José State*	2 p.m.
2/23	at Air Force*	11 a.m.
2/25	Utah State*	2 p.m.
2/28	at Fresno State*	7 p.m.
3/5-8	MW Tournament	TBA

BOLD: Home %:Sun Coast Classic * : Mountain West
 All times are Mountain Time

THE MATCHUP



New Mexico Lobos

Record
13-10, 5-5 MW

Head CoachMike Bradbury
 Record at UNM133-75 (7th year)
 Career Record.....311-192 (16th year)

Game Information

Game Number: 24
 Date: Feb. 4 at 2 p.m. MT
 Location: The Pit

Series History

Overall:.....UNM leads 39-33
 Home Record:.....16-11
 Current Streak:.....L1
 Last Meeting:.....1/19/23 (L, 65-61)

Broadcast Information

TV.....MW Network
 Radio:.....KNML
 Live Stats:GoLobos.com/wbbstats



San Diego State Aztecs

Record
18-6, 8-3 MW

Head CoachStacie Terry-Hutson
 Record at SDSU127-167 (10th year)
 Career Record.....Same

TIPPING OFF

The Lobos close out the week hosting San Diego State after losing Thursday to UNLV. The Aztecs enter the game after losing at Boise State on Monday.

Since the two teams met in San Diego on Jan. 19, SDSU went 3-1 and the Lobos went 3-1 with each team winning their next three games before their win streaks came to an end.

Three-pointers will be a battle between the teams, with UNM entering as the MW leader in three-pointers per game and SDSU entering as the conference leader in defensive three-point field goal percentage. In conference games, UNM (first) and SDSU (second) are 1-2 in defensive three-point field-goal percentage.

Each team has three players averaging double figures in MW games, with SDSU led by Asia Avinger (12.3 ppg) and UNM led by Shaiquell McGruder (13.3 ppg).

QUICK HITS BY THE NUMBERS

- » 1st career double-double for Amaya Brown against Houston
- » 1st career double-double for Aniyah Augmon against UNLV, has 2 on the season
- » 1st career double-double for Paula Reus against NMSU
- » 3 Lobos with double-digit ppg, 3 in MW play
- » 3 career double-doubles for LaTascya Duff
- » Tay is 10th in 3-pointers per game, 10th in the NCAA in 3-pointers
- » 11th in NCAA in 3-pointers per game (8.9)
- » 11 double-doubles on the season
- » Shaiquell McGruder is 16th in the NCAA in blocks, 18th in blocks per game and 23rd in FG %
- » 14 times Shaiquell McGruder has scored 20+ points, 7 times this season
- » 14 career double-doubles for Shaiquell McGruder, 6 this season
- » 14 games with 10 or more 3-pointers last season, 9 this season
- » 17 times that LaTascya Duff has scored 20 or more points as a Lobo
- » 41 games scoring 10+ points for LaTascya Duff
- » 53rd in NCAA in scoring offense (73.2)
- » 56 career games at UNM for LaTascya Duff with multiple three-pointers
- » 61 career games for Shaiquell McGruder scoring 10+ points

Projected Starters (based on last game)

#	Name	Pos.	Cls.	Ht.	PPG	RPG	APG	SPG	BPG
3	Amaya Brown	G	R-Sr.	5-11	8.3	5.3	1.2	1.3	0.3
4	LaTascya Duff	G	Sr.	5-7	12.8	2.9	2.4	1.5	0.3
5	LaTora Duff	G	Sr.	5-7	10.0	3.7	4.7	1.2	0.2
13	Shaiquell McGruder	F	Sr.	6-0	14.1	7.5	1.1	1.9	2.2
33	Vianè Cumber	G	So.	5-10	8.4	2.2	0.5	0.6	0.0

Off the Bench

#	Name	Pos.	Cls.	Ht.	PPG	RPG	APG	SPG	BPG
10	Kath van Bennekom	G	Jr.	5-9	1.5	1.2	0.3	0.2	0.2
12	Aniyah Augmon	G	So.	5-8	6.4	4.3	1.9	0.6	0.1
14	Hulda Joaquim	F	Jr.	6-1	2.2	1.5	0.2	0.4	0.4
15	Jaelyn Bates	PG	Fr.	5-7	3.5	1.3	1.6	0.5	0.1
24	Nia Johnson	G	Sr.	5-8	4.2	1.2	0.8	0.4	0.1
30	Paula Reus	F	So.	6-1	8.5	4.8	2.0	0.7	0.5



NEW MEXICO 2022-23 WOMEN'S BASKETBALL

THE UNIVERSITY OF NEW MEXICO

Location.....Albuquerque, N.M.
 Founded.....1889 by Territorial Legislature
 Enrollment.....22,225
 Nickname.....Lobos
 Colors.....Cherry (PMS 200) & Silver (PMS Cool Gray 6)
 Conference.....Mountain West Conference
 National Affiliation.....NCAA Division I
 President.....Dr. Garnett Stokes
 Vice President/Director of Athletics.....Eddie Nuñez
 Asst. Vice President/Deputy A.D.....David Williams
 Interim SWA.....Amy Beggin
 Faculty Representative.....Karen Gaudreault, Ph.D

FACILITY INFORMATION

Facility.....The Pit
 Capacity.....15,411
 Age.....Built in 1966 (Renovated in 2009-10)
 All-Time Home Record.....457-220 (.675)

PROGRAM HISTORY

First Season.....1974-75
 Overall Record.....732-581 (.558) in 43 seasons
 Overall MW Record.....224-154 (.593) in 22 seasons
 Postseason Tournament Appearances.....19
 NCAA Tournament Appearances.....8
 Last NCAA Postseason Appearance.....2021-22 (WNIT)
 Last NCAA Postseason Opponent.....Oregon State
 Last NCAA Postseason Result.....L, 78-73
 MW Regular Season Championships.....3
(2003-04, 2004-05, 2020-21)
 MW Tournament Championships.....5
(2002-03, 2003-04, 2004-05, 2006-07, 2007-08)

TEAM INFORMATION

2021-22 Overall Record.....26-10
 2021-22 Mountain West Record.....14-4
 2021-22 Mountain West Season Finish.....2nd
 2020-21 MW Tournament Finish.....Semifinal
 Letterwinners Returning | Lost.....8 | 5
 Starters Returning | Lost.....3 | 2

- » Three Mountain West Regular-Season Championships
- » Five Mountain West Tournament Championships
- » Seven NCAA Tournament Appearances Since 2001-02
- » Mountain West Attendance Leader 21 Seasons in a Row
- » WBCA Academic Top 25 Eight Times Since 2004-05

COACHING STAFF

Head Coach: Mike Bradbury (Chattanooga, 1993)
 Record at UNM (Years): 133-75 (7th season)
 Career Record (Years): 311-192 (16th season)
 Head Coach Phone: 505-925-5770
 Associate Head Coach: Valerie King (7th season overall, 1st in role)
 Alma Mater: Cincinnati, 2004
 Associate Head Coach: Keith Freeman (1st season)
 Alma Mater: Huntington College, 1986
 Assistant Coach: Nike McClure (1st season)
 Alma Mater: New Mexico, 2019
 Director of Operations: Hanna Hudson (1st season)
 Dir. of Player Development: Isaiah Fernandez (1st season)
 Athletic Trainer: Lexi Smith (2nd season)
 Strength Coach: Taylor Ford (1st season)
 Academic Adviser: Joe DeBonis

MISCELLANEOUS INFORMATION

2021-22 Total Attendance.....75,444
 2021-22 Average Attendance.....4,191
 2021-22 NCAA Attendance Rank.....16th
 2021-22 Mountain West Attendance Rank.....1st

MULTIMEDIA INFORMATION

Athletics Website.....www.GoLobos.com
 Main University Web Site.....www.unm.edu
 Conference Web Site.....www.TheMW.com
 Facebook.....www.facebook.com/NewMexicoLobos
 Twitter.....@UNMLobos

MEDIA RELATIONS

Women's Basketball Contact.....Allison Weiss
 Cell Phone (Preferred).....661-313-5402
 Email.....allisonweiss@unm.edu

INTERVIEW REQUESTS

All interviews with UNM student-athletes and coaches should be coordinated through the athletics communications office. Interviews may be arranged by contacting Allison Weiss in the athletics communications office (allisonweiss@unm.edu). All interview requests should be made at least 24 hours in advance.

The University of New Mexico Athletics
 1414 University Drive
 Albuquerque, N.M. 87106



@UNMLoboWBB



NEW MEXICO WOMEN'S BASKETBALL



LAST TIME OUT

The Lobos went on a 12-0 run that spanned the final 3:13 of the second quarter into the first 1:10 of the third quarter to pull within one at 47-46, and a Paula Reus three-pointer put UNM within three at 60-57 in the third, however, UNM couldn't get the go-ahead basket before UNLV pulled away in the eventual 93-75 final.

Five Lobos finished in double figures, with Reus, Amaya Brown and LaTora Duff all scoring 15. LaTascya Duff finished with 11 points and Aniyah Augmon added 10 points and a team-high five rebounds. LaTora added a team-high seven assists, tying for the game high. Vianè Cumber was a point shy of making it six players, finishing with two three-pointers and three free throws.

A LaTora three-pointer opened the scoring on the game's first possession, with the threes falling early for both teams as each team hit two three-pointers for the 6-6 tie less than two minutes into the game. The Lady Rebels used a 7-0 run to gain the 13-6 advantage with the Lobos responding to get back within a possession at 21-19 on two LaTora free throws with 2:01 remaining. The margin was pushed to 10 as UNLV closed the quarter with an 8-0 run to take the 29-19 lead through the first.

UNLV's lead grew to 18 in the second quarter before the Lobos chipped away at the deficit, getting it down to 11 at 45-34 on a Cumber three-pointer, and following a UNLV layup, mounted a 10-0 run to close the quarter and make it a one-possession game at 47-44. Augmon accounted for six points during the run, as the Lobos outscored UNLV 25-18 in the quarter.

A layup by Brown 1:10 into the third quarter brought the Lobos within one, with the Lobos holding to within a possession through the first 2:14 of the quarter. The Lady Rebels gained a little separation at 60-52, but back-to-back baskets by Reus that included a jumper and a three-pointer put the Lobos back within three at 60-57 with 4:12 remaining in the quarter. UNLV got the points back to push the lead to 10 with the margin being 13 at the end of the third and although a Reus layup opened the fourth and Brown added eight points in the final frame, the Lobos were unable to get any closer in the fourth.

SOPHOMORES STEPPING UP

Vianè Cumber has stepped into being a reliable three-point shooter and has finished with double figures in nine games, including four of the last seven games. In the win against the Rams, Cumber went a career-best 4-4 at the free-throw line including two clutch free throws to make it 63-59 with 15 seconds remaining and played a career-high 37 minutes. She made five three-pointers in the game at Utah State to finish with 17 points to close last week, getting the start in both games. The Lobo sophomore is averaging 18.6 minutes per game and 8.4 points per game, shooting 43.4% overall and 40.9% from three-point range. Cumber is second on the team in made three-pointers with 45 and has had 14 games with multiple three-pointers. The New Mexico native is second in the MW in three-pointers per game (2.1) on the season with the second-most three-pointers (only trailing LaTascya Duff). She is also second in the MW in conference games with 2.1 three-pointers per game, and has made 21. Nationally, she is 38th in the NCAA in three-point percentage.

Aniyah Augmon has stepped into a larger role this season as well, and in the game against CSU, Augmon made the go-ahead basket with 30 seconds remaining and tallied a team-high 10 rebounds in the win. She finished with a then-career-high nine points at Colorado State, which she surpassed in the next game against Nevada, scoring 11 on 4-5 shooting. She tallied a new career high at UNLV with 18 points and tied her career high in rebounds with a then-season-high 10 for her first career double-double. The guard is averaging 19.8 minutes per game, 6.4 points per game, 4.3 rebounds per game and 1.9 assists per game. She was a perfect 3-3 from three against UNLV and 1-1 at SDSU and is shooting 46.5% from the floor and 36.0% from three-point range. She went a perfect 6-6 at the free-throw line against Boise State and finished with 10 points. Augmon has led the Lobos in rebounds in four of the last six games, including the last three and finished with a career-high 13 rebounds at Utah State. She had her second double-double of the season against the Aggies with 12 points. The Lobo guard has scored in double figures in five of the last seven games.

Paula Reus has stepped into a starting role this season, starting in 20 games this season, and is averaging 8.5 points per game, 4.8 rebounds per game, 2.0 assists per game and 0.7 steals per game in an average of 26.5 minutes per game. Reus has scored in double figures in 11 games this season, including five of the last six she's played in (she missed the CSU game) and finished with double-digit rebounds in two games. Reus led the team in rebounds in five games. She recorded her first career double-double against NMSU with 11 points and 10 rebounds (a career high) and matched her career high of 10 rebounds at Colorado State. Reus is third on the team in rebounds (106) and assists (43) and fourth in three-pointers (25).

ON RECORD WATCH

Following her eight three-pointers in Saturday's game at Utah State, LaTascya Duff is officially on record watch for the program's career three-point record. Duff sits with 216, two behind Amy Beggin for second and five behind Katie Montgomery's 221.

In addition, Duff is two points from her 1,000th-career point at UNM.

THREE FALLING

UNM built an identity last season as a three-point shooting team, and this year's team is trying to reclaim that identity.

The Lobos have finished with 10-plus three-pointers in nine games this season with a season-high 18 against South Carolina State, and shot a season-best 50.0 at Utah State while making 16 three-pointers. The 18 tied for the third most in a game in program history, only behind 19 and 21 the Lobos made last season against Colorado State and Utah State, respectively.

UNM is averaging 8.9 made three-pointers per game, ranked 11th in the NCAA, with 42.8% of UNM's shot attempts three-pointers. The Lobos are shooting 33.4% from three with 204 makes. LaTascya Duff leads the Lobos with 67 made three-pointers, and is making 3.0 per game with 16 games of multiple three-pointers. Vianè Cumber is second with 45 made three-pointers, averaging 2.0 per game with 14 games with multiple three-pointers. Cumber is shooting 40.9% from three and Duff 39.6% from three. The duo are 1-2 in the MW in three-pointers per game, both on the season and in MW games.

In MW games, the Lobos are making 8.8 three-pointers per game to lead the conference, and shooting 35.3% from distance. Duff is shooting 47.5% from three with 28 makes and Cumber is shooting 40.4% with 21 made three-pointers.

FINDING OTHER WAYS TO SCORE

While UNM has had nine games with 10-plus three-pointers, the Lobos are actually 4-5 in those games. The Lobos are 4-2 when making exactly nine and won against Houston when only making two three-pointers, and against Boise State and Colorado State when making only four.

The Lobos are shooting 43.1% from the floor this season and 50.3% (410-815) when excluding three-point attempts. The Lobos are 9-5 when shooting .400 or better, and had a season-high 54.8% in the game against South Carolina State. UNM shot 54.5% in its game against Nevada for its second-highest percentage of the season and 52.2% in the last game at Utah State.

The Lobos have shot better than 50.0% in five games this season.

BALANCED ATTACK

UNM has had seven different leading scorers this season in LaTascya Duff, Amaya Brown, LaTora Duff, Vianè Cumber, Shaiquel McGruder, Paula Reus and most recently, Aniyah Augmon.

The game at Nicholls was the first time that there was a repeat leading scorer, with LaTascya scoring a game-high 20 points at Southern Utah and at Nicholls. Duff also led the scoring at SDSU with 16 points and at Utah State with 30 points. Reus led the team in scoring twice, with 18 at Texas A&M-Commerce and 14 against Arizona. Cumber has led the team in scoring twice with 22 against Western New Mexico and 17 against Mississippi State. Following the game at CSU, Brown has led the team in scoring twice (16 against Houston, career-high 18 at Colorado State). Augmon led the team in scoring at UNLV with a career-high 18 points.

McGruder has led the Lobos in scoring nine times, scoring 25 against Boise State, 24 against Arizona State, 23 against Abilene Christian, South Carolina State and Colorado State, 22 at Wyoming, 21 against Air Force and 16 against NMSU and Old Dominion.

Further, of the players that have appeared in more than half of the games this season, six are shooting 40.0% or better from the floor. The Lobos have also had five players finish in double figures in the last two games.

IN EXCLUSIVE COMPANY

Shaiquel McGruder currently has 1306 points and 795 rebounds, ranking her 11th all-time in points and is fifth in program history in rebounds. She is five rebounds away from fourth.

McGruder also has 162 career blocks, third all-time and 13 away from second. Her 202 career steals ranks her fourth all-time and six from third.

During her career, McGruder is shooting a program-best .596 from the floor and scored 73 points as a freshman, 215 points as a sophomore, 182 as a junior and 512 points last season. She's scored 324 points this season and is shooting 57.8%.

Among MW players, McGruder is in the top 10 in scoring (fourth) and rebounds (tied for third), is second in field-goal percentage and blocks (50) and blocks per game (2.2), and sixth in steals per game (1.9). Nationally, she is 23rd in field-goal percentage, 16th in blocks and 18th in blocks per game.

This season, McGruder leads the team in scoring (14.1 ppg), rebounds (7.5 per game), steals (1.9 per game) and blocks (2.2 per game) and is shooting a team-best 57.8% from the floor. She's had four games with 20-plus points and 10-plus rebounds this season.

CONSISTENT TORA DUFF

Returning for another season, LaTora Duff has been the floor general for the Lobos for the past three seasons, starting in every game she's played in. Prior to missing the WNMU game for a family matter, Duff had started in 60-straight games for the Lobos.

Duff has scored in double figures in 12 games, has finished with five rebounds in eight games and recorded multiple steals in eight games but has had at least one steal in 14 with a career-high five at Nicholls. She has played 30-plus minutes in 16 games with three games of 40 or more minutes, including all 40 minutes of regulation at Colorado State.

Against Air Force, she finished with 15 points, seven assists and seven rebounds and against Arizona State, she finished with a double-double of 13 points and 10 assists along with three steals and five rebounds, playing in 42:14.

Duff is averaging 31.9 minutes, 10.0 points, 3.7 rebounds, 4.7 assists and 1.2 steals per game. In MW games, she's averaging 31.1 minutes, 10.4 points, 3.1 rebounds, 5.0 assists and 0.6 steals per game.

She currently has 373 career assists, 10th all-time in program history, and is 14 from ninth.

TRIPLE THREAT TAY

There is no one better in the MW and very few better in the country when it comes to three-pointers than LaTascya Duff.

The Utah State game was the 56th career game at UNM for Duff with multiple three-pointers and was the 17th time that Duff has scored 20 or more points as a Lobo.

She currently has a career three-point percentage of .411, second all-time in program history, and 216 career three-pointers, third all-time in program history, 2 away from second and 5 away from tying the program record. She is just the third player all-time to make 200 career three-pointers.

The super senior leads the MW in three-point field-goal percentage at .396 (with a 2.5 3FG/G average), in three-pointers per game at 3.1 and made three-pointers (67), 22 more than the second-highest player in the MW. Nationally, she is 10th in the NCAA in three-pointers per game and 10th in three-pointers. In conference games, Duff leads with 2.8 made three-pointers per game and 28 made threes.

Duff has had at least one three-pointer in the last 17 games, tied for the sixth-longest streak in program history. On the season, has had 16 games with multiple three-pointers, including five games with four made threes, four with two, three with five, two with three, one with six and one with eight.

Duff made at least one three-pointer in all but one game last season and had a streak of 29 games with a three, the longest streak in program history, which ended in the Feb. 16 game against Utah State.

Last season, she finished with 97 three-pointers, the second most in a single season in program history, and made multiple three-pointers in 28 games, making a three-pointer in all but one game. In addition, she made five or more three-pointers in six games and four or more in nine games. She shot 42.7 percent from three-point range, the fifth-best percentage in a single season in program history.

Duff led the MW in three-pointers made, made per game (2.77) and in three-point field-goal percentage on the season. She also led the MW in three-point percentage (.422), made three-pointers (46) and three-pointers per game (2.56) in conference games.

Among the NCAA, Duff ranked seventh in three-pointers made, 13th in three-point field-goal percentage and 17th in made three-point field-goals per game.

ALL-AROUND AMAYA BROWN

Redshirt-senior Amaya Brown has shown her all-around ability to impact the game.

She has scored 10 or more points in nine games this season and recorded multiple steals in eight games, including a career-high five at Nicholls and three games with three. She's had a steal in 17 games, has led the team in rebounds three times and in scoring twice.

Tasked with guarding Air Force's leading scorer Kamri Heath, who entered the game averaging 15.6 points per game and hadn't scored fewer than nine points in a game this season entering the game, Brown held Heath to 1-6 shooting on the afternoon and just three points.

Against Houston, she finished with a team- and then-career-high 16 points and team- and career-high 11 rebounds for her first career double-double, and added two steals, a block and went a career-best 8-for-8 from the free-throw line.

In the game at Colorado State, Brown made a career-high four three-pointers on six attempts and went 2-2 at the line to finish with a career-high 18 points.

Brown is currently second on the team in rebounds (122, 5.3 per game) and is also averaging 1.3 steals per game and 8.3 points per game.

She has also been reliable at the free-throw line, going 8-8 against Houston and in the fourth quarter against the Aggies, Brown went 4-4, including two free throws that tied the game at 57. She's been perfect at the line in six games and is shooting 86.0% (43-50) from the line.

SHAI SHOW

For the second time in four weeks, Shaiquel McGruder earned Mountain West Player of the Week on Jan. 2, and in the process became the second Mountain West player to win the award multiple times this season.

It was the third career weekly conference award for McGruder and the second this season after being named player of the week on Dec. 12.

The Lobo tallied 22.0 points per game, 10.5 rebounds per game, 3.5 blocks per game and 2.0 steals per game while shooting 76.9 percent from the floor on 20-26 shooting in the last week's wins over South Carolina State and Air Force.

McGruder recorded her fourth double-double of the season in Sunday's conference opener against Air Force, reaching the feat in the first 20 minutes with 12 points and 11 rebounds in 17:35 on the court. In addition, the Ohio native had two blocks and one steal by the break, finishing with a game-high 21 points, game-high 13 rebounds, game-high four blocks and two steals. Sunday was also the fourth time that the Lobo forward finished with 20-plus points, 12th game in double figures, 10th game registering multiple blocks and 11th game registering multiple steals this season. She's had at least one steal and one block in 12 games this season and has had a block in all 14 games this season.

The week started with 23 points to go with eight rebounds, three blocks and two steals in Thursday's win against South Carolina State, setting the game highs in points, rebounds and blocks in 23:16 of play. On the week, McGruder scored in double figures in two of the quarters, with 11 points in the fourth quarter of Thursday's win after going 4-4, and 10 points in the second quarter of Sunday's game against Air Force, going 5-6.

Following a week in which she averaged 19.5 points per game, 8.0 rebounds per game, 3.0 steals per game and 3.0 blocks per game and shot 83.3 percent from the floor, Shaiquel McGruder was named Mountain West Player of the Week on Dec. 12.

It was the second career weekly conference award for McGruder and she became the first Lobo to be selected this season.

The Lobo forward had a sensational week, scoring in double figures in both games against Abilene Christian and New Mexico State, highlighted by a perfect 9-9 shooting against ACU.

McGruder finished with a game-high 23 points in the win against the Wildcats to go with a game-high 13 rebounds for her third double-double of the season, and added a game-high four steals and game-high five blocks. It was the seventh-straight game with multiple blocks and second game this season with five, and the sixth game with multiple steals. Against the Aggies, the Ohio native recorded a team-high 16 points and added two steals and a block to her weekly total, playing 35:08 and all but 53 seconds of the third and fourth quarters.

FIRST TIME FOR EVERYTHING

In the 43 seasons and previous 1294 games of the Lobo women's basketball program, the New Mexico State and Arizona State games were the first time that the Lobos have played consecutive overtime games. In the 2010-11 season, UNM had two, two overtime games in the span of three games.

NOT SHAI'ING AWAY FROM EXPECTATIONS

UNM super senior forward Shaiquel McGruder was named to the preseason watch list for the 2023 Becky Hammon Mid-Major Player of the Year Award presented by Her Hoop Stats.

McGruder is one of 25 players on the preseason list, and joins Colorado State's McKenna Hofschild as representatives from the Mountain West.

It is the second preseason accolade for the Ohio native, who was named to the Mountain West preseason MW team on Oct. 12.

McGruder earned her first preseason conference honor after being named to the MW All-Conference and All-Defensive teams last season. Last season, the Ohio native led the conference in field-goal percentage, shooting 60.8 percent from the floor, and scored in double figures in 25 games with seven games with 20-plus points. Her .608 field-goal percentage is the second best in a single season in program history.

Defensively, she recorded multiple steals in 20 games, and at least one steal in 28 games including in every conference game but five. Additionally, she had at least one block in 23 games, including twice registering five blocks, a game with four blocks and five games with three blocks. She finished fourth in the MW in steals per game at 1.83 per game, as well as second in blocked shots and blocked shots per game with 49 and 1.36, respectively.

Last season, McGruder produced the best numbers in her career as a Lobo in points, rebounds, steals, blocks, assists, made three-pointers, made baskets and free throws. She also led the team in steals, rebounds and made baskets and was second in scoring.

PLANS CHANGE

In a decision made by coaches and players and their families, freshmen Natalia Chavez and Hannah Robbins have decided for the time being to redshirt this season. Plans can change in that the redshirt could be pulled, but neither Chavez or Robbins have dressed in any games.

Further, sophomore Mackenzie Curtis has also decided to redshirt this season.



PRIDE OF NEW MEXICO

The Lobos have five New Mexico natives on the roster in freshmen Natalia Chavez and Jaelyn Bates, sophomore Vianè Cumber, redshirt-senior Amaya Brown, and while her hometown is listed as Phoenix, Arizona, Hannah Robbins was born in Albuquerque.

In addition, the Lobos have two New Mexico Gatorade Player of the Year winners in Brown and Cumber, with Brown winning in 2015-16 and 2017-18 and Cumber winning in 2019-20 and 2020-21.

The player who won in 2016-17: recently graduated Jaedyn De La Cerda, meaning the winner in five of the last seven years were Lobos.

LIKE FATHER, LIKE DAUGHTER

UNM has two players on the 2022-23 roster who are continuing the Lobo legacy as their fathers also played for New Mexico.

Hannah Robbins (Rob Robbins) and Amaya Brown (Greg Brown) look to create their own legacy in the Cherry and Silver, which the groundwork has already started before the season even tipped off as Robbins was named the MW Preseason Freshman of the Year and Brown the MW Preseason Newcomer of the Year.

Greg Brown played at UNM from 1992-94, leading the Lobos in scoring in 1993-94 in points (599, 19.3 points per game) en route to WAC Player of the Year. Rob Robbins played basketball at New Mexico from 1987-91. Robbins led the Lobos in three-point percentage in the 1990-91, 1988-89, 1987-88 seasons, in three-pointers in each of his four seasons and in free-throw percentage in the 1988-89, 1989-90 and 1990-91 seasons. Robbins is currently ninth in career scoring leaders with 1,739 points, averaging 13.1 points per game, and eighth in career field-goal leaders with 583 made baskets and a .464 field-goal percentage. He currently also holds the program record with consecutive made free throws with 52 during the 1989-90 season.

When Robbins signed last November, she noted her father in her reasons for wanting to become a Lobo. "Growing up in New Mexico, it has always been a dream to play in The Pit. The facilities along with the coaching staff are unmatched and I am extremely excited to follow in my dad's footsteps at UNM." Of note, Robbins wears #42, the number her father wore as a Lobo and is often referred to as Rob's daughter.

LOBOS GOING NATIONAL

The University of New Mexico women's basketball team will have two Mountain West games broadcast nationally on FS1 or CBS Sports Network, as announced by the conference.

The Lobos' home game against Air Force to open conference play has been moved from New Year's Eve to New Year's Day with a 2 p.m. MT tip time on CBS Sports Network, while their game at UNLV on Saturday, Jan. 14 was selected by FS1 for a 6 p.m. PT/ 7 p.m. MT tip time.

In total, the Lobos will be featured in half of the Mountain West women's basketball regular season games broadcasted nationally this season.

NON-CONFERENCE PREP WORK

The Southern Utah game marked the start of a challenging non-conference schedule as New Mexico had three Power 5 programs scheduled in Arizona State, Arizona and Mississippi State, although the Lobos had the benefit of home court against the Arizona schools. The Lobos also hosted Houston out of the American (a 68-61 win) and faced Old Dominion on a neutral court in December.

Three opponents (Arizona, Texas A&M-Commerce and Old Dominion) all finished with 20-plus wins last season with seven finishing with a winning record.

The Lobos played six non-conference games on the road and seven games in The Pit.

REWRITE THE RECORD BOOK

The Lobos are coming off of a historic season, setting several program marks.

To start, the Lobos won 26 games, tying the program record for single-season wins. UNM has won 26 games just two other times in program history, the last time being the 2004-05 season (26-5). The other time was the 1997-98 season (26-7).

The Lobos went 17-1 at home, with the last time the Lobos had just one home loss was in that 2004-05 season, going 19-1.

Further history was made as a team last season, as the Lobos set the program record for most three-pointers in a season with 346.

Individually, several Lobos are re-writing the record book with single-season stats. LaTascya Duff currently has made 92 three-pointers this season, tied for second all-time in single-season three-pointers. Her 42.2% accuracy from three ranks sixth in single-season percentage. Shaiquel McGruder has made 212 field-goals this season, fourth all-time and her field-goal percentage of 61.4% ranks second in single-season field-goal percentage. LaTora Duff has 188 assists this season, placing her sixth and four away from fifth.

In the WNIT win against Grand Canyon, the Lobos set some postseason records as well, with the 27 assists and 14 three-pointers setting the record. The 92 points were the second-most scored and the 34 made field goals tied the program record (last done against Rice in 2018). LaTora's 13 assists set the program postseason record and McGruder's six steals ranked second in individual steals in a postseason game. LaTascya's 27 points ranked as the third-most points scored by a player in a postseason game.

HISTORY MADE IN LOGAN

The Lobo women's basketball team put on a three-point clinic on Jan. 6 against Utah State, setting a program record with 21 made three-pointers in a 98-83 victory.

The previous record was 18, made against Illinois in 2017, which the Lobos already surpassed in the third quarter.

In addition, the 21 three-pointers also broke the MW record of 20, that was achieved three times previously- by Colorado State in 2016, Wyoming in 2010 and BYU in 2001. Of those, only one was against a MW school, Wyoming against Air Force in 2010.

LaTascya Duff and Jaedyn De La Cerda hit seven three-pointers each with De La Cerda finishing with a game-high 27 points and Duff with 24 points. LaTora Duff made three, three-pointers, finishing with 13 points, Antonia Anderson made two three-pointers and Vianè Cumber and Kath van Bennekom each made a three. De La Cerda's seven tied her career high, while LaTascya's set a career high, besting the six that she made last year against Utah State. It also extended her three-point streak to 18 games and was her fourth game this season with 20-plus points.

Anderson made it officially the record with a three-pointer with 36 remaining in the third quarter, with the Lobos making seven three-pointers in the first, six in the second and six in the third quarter, shooting 66.7 percent in the second quarter and 60 percent from three in the third quarter.

LaTora also tallied a double-double with a career-high 14 assists to go with her 13 points for her second double-double of the season coming close to a triple-double with a team-high eight rebounds, and Anderson tied her season high with five blocks, the second time this season that the senior has blocked five shots in a game. It was also the third-straight game against the Aggies that the Lobos have neared the 100-point mark, scoring 93 points, 97 points and now 98 points in the last three meetings. In those three games, the Lobos made 15, 16 and 21 three-pointers.

KNOW YOUR OPPONENT

Since the Lobos last played the Aztecs, SDSU has gone 3-1 with wins over Wyoming (73-66), Fresno State (75-56) and San José State (59-39) and a loss to Boise State (62-57).

SDSU has three players in double figures in MW games, led by Asia Avinger at 12.3 ppg with Sophia Ramos closely behind at 12.2 ppg. Kim Villalobos is the third at 10.3 ppg. As a team, the Aztecs are averaging 66.4 ppg while allowing 58.3 ppg.

The Aztecs lead the conference in scoring defense in MW games as well as in assists per game (15.4) and turnover margin (+5.18). In addition, they are third in scoring margin at +8.09. SDSU is also second in defensive three-point field goal percentage at .309.

Individually, Avinger is third in the MW in MW games in assists per game (4.6) and second in steals per game (2.4).

Ramos, Villalobos, Yummy Morris and Abby Prohaska have started all 11 conference games with Avinger starting in 10.

Nationally, SDSU is 23rd in scoring defense and 24th in turnover margin.

LAST TIME IT HAPPENED (UNM) LAST TIME IT HAPPENED (OPP)

As A Team

Scored 100 Points:107 - vs. South Carolina State (12-29-22)
 Scored 90 Points:98 - at Utah State (1-28-23)
 Scored Fewer Than 50 Points:42 - at UNLV (1-11-17)
 Scored Fewer Than 40 Points:38 - at Colorado St. (1-3-15)
 Won by 50 Points:+52 (W, 107-55) - vs. South Carolina State (12-29-22)
 Won by 40 Points:+48 (W, 92-44) - vs. Northern NM (12-10-19)
 Won By 30 Points:+38 (W, 98-60) - at Utah State (1-28-23)
 Lost By 30 Points:-37 (L, 47-84) - at (RV) Arizona St. (12-14-19)
 Lost By 40 Points:-42 (L, 63-105) - at Oklahoma (12-16-17)
 Shot 60% or Better:61.2% - vs. Pacific (11-9-01)
 Shot Less Than 30%:29.6 (21-71) - vs. Mississippi State (12-21-22)
 Shot 60% 3FG or Better:68.2% (15-22) - at NMSU (12-2-17)
 Shot Less Than 20% 3FG:17.4% (4-23) - vs. Colorado State (1-27-23)
 Made 15 3-Pointers:16 - at Utah State (1-28-23)
 Shot 90% on FTs (10 or more):92.3 (12-13) - at Utah State (1-28-23)
 Shot Less Than 40% On FTs:14.3% (1-7) - at UTEP (11-30-17)
 Had 50 Rebounds:50 - vs. Houston (11-12-22)
 Had 20 Offensive Rebounds:21 - vs. Northern New Mexico (11-12-21)
 Had 25 Assists:25 - at Utah State (1-28-23)
 Had 20 Turnovers:21 - vs. Old Dominion (12-20-22)
 Had Less Than 10 Turnovers:9 - vs. Abilene Christian (12-7-22)
 Had 10 Steals:14 - vs. Old Dominion (12-20-22)
 Had 10 Blocks:11 - vs. Houston Baptist (11-23-21)
 Had Two 20-Point Scorers:at Utah State (1-6-22)
LaTascya Duff (24) and Jaedyn De La Cerda (27)
 Had Three 20-Point Scorers:vs. Grand Canyon (3-16-22)
LaTascya Duff (27), Jaedyn De La Cerda (22) and Shaiquel McGruder (20)
 Had 6 Double-Digit Scorers:at Arkansas-Pine Bluff (12-17-20)
 Had 5 Double-Digit Scorers:vs. UNLV (2-2-23)
 Had No Double-Digit Scorers:vs. (RV) Arizona St. (12-14-19)
 Had Two 10+ Rebounders:vs. Nevada (3-1-20)
Shaiquel McGruder (17) and Antonia Anderson (10)
 Scored 50 Points In 1st Half:56 - at Utah State (1-28-23)
 Scored 50 Points In 2nd Half:52 - vs. South Carolina State (12-29-22)
 Scored 60 Points in a 2nd Half:63 - vs. New Mexico St. (12-16-19)
 Scored 20 Or Fewer Points In 1st Half:13 - at NMSU (11-15-22)
 Scored 20 Or Fewer Points In 2nd Half:17 - at UNLV (1-15-21)
 Lowest Pts Scored in Quarter:2 - at NMSU (11-15-22)
 Failed To Make a 3FG:at (RV) Arizona St. (12-14-19)
 Defeated a Ranked Team:W, 88-87 vs. No. 16 Marquette (11-13-17)
 Lost To a Ranked Team:L, 77-60 vs. No. 14 Arizona (12-4-22)
 Won an OT Game:W, 74-71 at Wyoming (2-8-20)
 Lost an OT Game:L, 83-77 vs Arizona State (11-20-22)
 Won a 2OT Game:W, 89-85 at Houston (11-24-18)
 Lost a 2OT Game:L, 69-65 vs. Fresno St. (1-2-16)

As An Individual

Had a Triple-Double:Aisia Robertson (28 pts, 11 rebs, 11 assists)
at Houston (11-24-18)
 Had a Double-Double (Pts/Reb):Aniyah Augmon (12 pts, 13 reb)
at Utah State (1-28-23)
 Had a Double-Double (Pts/Asst):LaTora Duff (13 pts & 10 asts)
vs. Arizona State (11-20-22)
 Had a Double-Double (Reb/Asst):Cherise Beynon (13 reb, 10 asts)
vs. Fairleigh Dickinson (11-12-16)
 Scored 20+ Pts with 10+ Rebs:Shaiquel McGruder (25 pts & 14 reb)
vs. Boise State (1-21-23)
 Scored 30 Points:LaTascya Duff (30 pts) at Utah State (1-28-23)
 Scored 40 Points:Cherise Beynon (41) at SDSU (1-20-18)
 Scored 30 Points (MW Only):LaTascya Duff (30 pts) at Utah State (1-28-23)
 Scored 40 points (MW Only):Cherise Beynon (41)
at San Diego St. (1-20-18)
 Had 20+ Rebounds:Richelle van der Keijl (20) vs. New Mexico St. (11-15-16)
 Had 15+ Rebounds:Shaiquel McGruder (15) vs. UNLV (1-3-22)
 Had 15+ Assists:Aisia Robertson (16) vs. Oklahoma (11-28-18)
 Had 5+ Steals:LaTascya Duff (5) vs. New Mexico State (12-11-22)
 Had 5+ Blocks:Shaiquel McGruder (5) at Wyoming (1-5-23)

As A Team

Scored 100 Points:105 - Oklahoma (12-16-17)
 Scored 90 Points:93 - UNLV (2-2-23)
 Scored Less Than 50 Points:45 - Louisiana-Monroe (11-27-21)
 Scored Less Than 40 Points:40 - Northern New Mexico (11-12-21)
 Shot 50% Or Better:56.3% (36-64) - UNLV (2-2-23)
 Shot Less Than 30%:28.0% (23-82) - Houston (11-12-22)
 Shot 50% 3FG Or Better:50.0% (7-14) - Texas Tech (11-28-21)
 Shot Less Than 20% 3FG:16.7 % (3-18) - Nevada (1-11-23)
 Made 15 3-Pointers:15 - at San José St. (1-22-20)
 Shot 90% On FTs (10 or more):92.3% (12-13) - Houston (11-12-22)
 Shot Less Than 50% On FTs:45.5% (5-11) - Boise State (2-19-22)
 Had 50 Rebounds:53 - Mississippi State (12-21-22)
 Had 20 Offensive Rebounds:24 - Houston (11-12-22)
 Had 25 Assists:26 - Houston (11-20-21)
 Had 20 Turnovers:27 - Old Dominion (12-20-22)
 Had 30 Turnovers:30 - Northern NM (11-15-17)
 Had Less Than 10 Turnovers:8 - Boise State (1-21-23)
 Had 10 Steals:20 - No. 14 Arizona (12-4-22)
 Had 10 Blocks:12 - Boise State (1-21-23)
 Had Two 20-Point Scorers:UNLV (1-14-23)
Desi-Rae Young (22) and Alyssa Durazo-Frescas (20)
 Had 6 Double-Digit Scorers:Baylor (1-4-95)
 Had 5 Double-Digit Scorers:UNLV (2-2-23)
 Had No Double-Digit Scorers:Louisiana-Monroe (11-27-21)
 Had Two 10+ Rebounders:Arizona State (11-20-22)
Kayla Mokwuah (13) and Treasure Hunt (15)
 Scored 50+ Points In 1st Half:54 - San José St. (1-22-20)
 Scored 50+ Points In 2nd Half:50 - Colorado State (3-8-22)
 Scored 20 Or Less Points In 1st Half:17 - Louisiana-Monroe (11-27-21)
 Scored 20 Or Less In 2nd Half:19 - Northern New Mexico (11-12-21)
 Scored Less Than 10 Points in Quarter:9 - Utah State (1-28-23)
 Failed To Make a 3FG:0-1 by San Diego State (2-18-15)

As An Individual

Had a Double-Double (Pts/Reb):Desi-Rae Young (19 pts, 10 reb.)
UNLV (2-2-23)
 Had a Double-Double (Pts/Asst):Haley Cavinder (21 pts, 11 asts.)
Fresno State (1-22-22)
 Had a Double-Double (Pts/Steals):Jasmyne Harris (28 pts & 10 steals)
Houston (11-28-18)
 Had 20+ Points & 10+ Rebounds:Elodie Lalotte (20 pts, 12 reb.)
Boise State (1-21-23)
 Scored 30 Points:Essence Booker (31) - UNLV (1-27-22)
 Scored 30 Points (MW Only):Essence Booker (31) - UNLV (1-27-22)
 Had 20+ Rebounds:Kaylee Johnson (22) - No. 1 Stanford (11-24-14)
 Had 15+ Rebounds:Desi-Rae Young (16) - UNLV (1-14-23)
 Had 10+ Assists:Haley Cavinder (11) - Fresno State (1-22-22)
 Had 5+ Steals:Esmyer Martinez (5), Lauren Fields (5), Helena Pueyo (6)
No. 14 Arizona (12-4-22)
 Had 5+ Blocks:Abby Muse (8) - Boise St. (1-21-23)



GAME 24: NEW MEXICO vs SAN DIEGO STATE

STATS

STAT COMPARISON		
SDSU		UNM
66.3	Points Per Game	73.2
43.3	FG%	43.1
34.1	3FG%	33.4
70.6	FT%	76.1
5.5	Made 3-pt PG	8.9
33.0	Rebounds PG	36.2
14.3	Turnovers PG	14.5
15.0	Assists PG	14.9
2.6	Blocks PG	4.1
10.5	Steals PG	8.6
55.4	Scoring Defense	68.3
37.8	FG% Defense	40.6
28.3	3FG% Defense	28.8
+0.3	Rebound Margin	-4.5

TEAM LEADERS

Sophia Ramos (275, 11.5)	POINTS	Shaiquel McGruder (324, 14.1)
Kim Villalobos (116, 4.8)	REBOUNDS	Shaiquel McGruder (173, 7.5)
Sophia Ramos (83, 3.5)	ASSISTS	LaTora Duff (103, 4.7)
Asia Avinger (42, 2.2)	STEALS	Shaiquel McGruder (44, 1.9)
Yummy Morris (19, 0.8)	BLOCKS	Shaiquel McGruder (50, 2.2)

UNM WHEN HOME/AWAY/NEUTRAL

STAT	HOME (12)	AWAY (9)	NEUTRAL (2)
PPG	76.2	70.9	66.0
Opp PPG	66.2	70.3	72.0
FG %	.458	.409	.372
3FG%	.329	.349	.300
3 FG MPG	7.8	10.0	10.5
FT%	.745	.796	.750
Opp FG%	.381	.439	.417
Opp 3FG%	.272	.305	.311
RPG	38.8	33.0	35.0
Opp RPG	39.3	41.2	47.0
APG	15.6	14.0	15.0
SPG	8.2	8.8	10.0
TOV	14.1	14.2	18.5

SPECIALTY STAT COMPARISON

(UNM/Opp.)	Paint	Off TO	2nd Chance	Fast Break	Bench
Opp.					
SUU	30/44	26/16	16/9	19/8	17/11
UH	36/36	23/26	10/20	13/13	18/12
NMSU	28/40	15/21	4/17	15/7	13/23
ASU	34/38	11/14	5/19	23/3	14/9
WNMU	54/26	43/15	11/9	38/7	29/13
TAMC	34/46	16/19	4/22	21/24	27/28
Nich.	32/20	26/5	16/15	12/4	7/0
UofA	36/40	10/36	5/6	12/31	15/6
ACU	32/28	15/7	7/9	17/7	5/10
NMSU	22/34	19/14	6/13	14/13	22/10
ODU	32/16	27/16	5/10	17/8	12/14
MSU	14/48	11/17	17/22	7/8	23/12
SCSU	42/32	24/9	8/6	39/11	44/20
AFA	44/26	13/13	7/13	8/9	13/16
UW	34/50	4/9	3/13	2/2	13/17
CSU	18/40	5/10	6/7	4/18	9/12
NEV	48/32	10/11	8/17	11/12	33/17
UNLV	20/42	12/26	7/6	4/2	38/14
SDSU	24/36	10/12	7/2	5/12	7/9
BSU	40/30	9/10	9/9	8/3	19/20
CSU	34/34	17/5	12/5	12/9	7/6
USU	36/18	33/8	9/11	16/10	26/19
UNLV	34/36	7/16	8/11	7/0	25/19

UNM STARTING LINEUPS (GAME)

Game	G	G	G	F	F/G
at Southern Utah	Brown	Tay Duff	Tora Duff	McGruder	Reus
Houston	Brown	Tay Duff	Tora Duff	McGruder	Reus
at New Mexico State	Brown	Tay Duff	Tora Duff	McGruder	Reus
Arizona State	Brown	Tay Duff	Tora Duff	McGruder	Reus
Western New Mexico	Brown	Bates	Cumber	McGruder	Reus
at Texas A&M-Commerce	Brown	Tay Duff	Tora Duff	McGruder	Reus
at Nicholls	Brown	Tay Duff	Tora Duff	McGruder	Reus
Arizona	Brown	Tay Duff	Tora Duff	McGruder	Reus
Abilene Christian	Brown	Tay Duff	Tora Duff	McGruder	Reus
New Mexico State	Brown	Tay Duff	Tora Duff	McGruder	Reus
vs. Old Dominion	Brown	Tay Duff	Tora Duff	McGruder	Reus
vs. Mississippi State	Brown	Tay Duff	Tora Duff	McGruder	Reus
South Carolina State	Brown	Tay Duff	Tora Duff	McGruder	Reus
Air Force	Brown	Tay Duff	Tora Duff	McGruder	Reus
at Wyoming	Brown	Tay Duff	Tora Duff	McGruder	Reus
at Colorado State	Brown	Tay Duff	Tora Duff	McGruder	Reus
Nevada	Brown	Tay Duff	Tora Duff	McGruder	Reus
at UNLV	Brown	Tay Duff	Tora Duff	McGruder	Reus
at San Diego State	Brown	Tay Duff	Tora Duff	McGruder	Reus
Boise State	Brown	Tay Duff	Tora Duff	McGruder	Reus
Colorado State	Brown	Tay Duff	Tora Duff	McGruder	Cumber
at Utah State	Brown	Tay Duff	Tora Duff	McGruder	Cumber
UNLV	Brown	Tay Duff	Tora Duff	McGruder	Cumber
San Diego State					
at Boise State					
at Nevada					
Wyoming					
San José State					
at Air Force					
Utah State					
at Fresno State					

UNM STARTING LINEUPS (RECORD)

Brown, Tay Duff, Tora Duff, McGruder, Reus	10-9
Brown, Tay Duff, Tora Duff, McGruder, Cumber	2-1
Brown, Bates, Cumber, McGruder, Reus	1-0

DOUBLE-DOUBLE TRACKER

Amaya Brown	16 pts, 11 reb	Houston (11/12)
Shaiquel McGruder	24 pts, 10 reb	Arizona State (11/20)
LaTora Duff	13 pts, 10 asts	Arizona State (11/20)
Shaiquel McGruder	15 pts, 14 reb	Nicholls (11/29)
Shaiquel McGruder	23 pts, 13 reb	Abilene Christian (12/7)
Paula Reus	11 pts, 10 reb	New Mexico State (12/11)
Shaiquel McGruder	21 pts, 13 reb	Air Force (1/1)
Aniyah Augmon	18 pts, 10 reb	UNLV (1/14)
Shaiquel McGruder	15 pts, 10 reb	San Diego State (1/19)
Shaiquel McGruder	25 pts, 14 reb	Boise State (1/21)
Aniyah Augmon	12 pts, 13 reb	Utah State (1/28)

CAREER DOUBLE-DOUBLES

	2022-23	Career
Shaiquel McGruder	6	14
Nia Johnson	-	11 (2 at UNLV)
LaTora Duff	1	3
Aniyah Augmon	2	2
Hulda Joaquin	-	2
Amaya Brown	1	1
Paula Reus	1	1

20-POINT TRACKER

LaTascya Duff	20 pts	Southern Utah (11/7)
Shaiquel McGruder	24 pts	Arizona State (11/20)
Vianè Cumber	22 pts	Western N.M. (11/22)
LaTascya Duff	20 pts	Nicholls (11/29)
Shaiquel McGruder	23 pts	Abilene Christian (12/7)
Shaiquel McGruder	23 pts	South Carolina State (12/29)
Shaiquel McGruder	21 pts	Air Force (1/1)
Shaiquel McGruder	22 pts	Wyoming (1/5)
Shaiquel McGruder	25 pts	Boise State (1/21)
Shaiquel McGruder	23 pts	Colorado State (1/26)
LaTascya Duff	30 pts	Utah State (1/28)

Team (AP/Coaches)	CONFERENCE						OVERALL						Last 10	Strk
	W	L	Pct.	Home	Away	Neutral	W	L	Pct.	Home	Away	Neutral		
UNLV	11	0	1.000	5-0	6-0	0-0	21	2	.913	13-0	8-2	0-0	10-0	W12
San Diego State	8	3	.727	5-1	3-2	0-0	18	6	.750	13-1	4-3	1-2	7-3	L1
Wyoming	8	3	.727	3-2	5-1	0-0	15	7	.682	8-3	6-4	1-0	8-2	W3
Colorado State	7	4	.636	5-1	2-3	0-0	14	8	.636	11-2	2-5	1-1	6-4	W1
Air Force	7	4	.636	4-1	3-3	0-0	12	11	.522	8-2	4-6	0-3	6-4	W2
Boise State	6	5	.545	4-2	2-3	0-0	11	13	.458	8-6	2-4	1-3	5-5	W2
New Mexico	5	5	.500	4-1	1-4	0-0	13	10	.565	9-3	3-6	1-1	5-5	L1
Nevada	5	6	.455	4-2	1-4	0-0	8	14	.363	6-6	1-6	1-2	4-6	L2
Fresno State	1	10	.091	1-4	0-6	0-0	8	16	.333	7-6	0-9	1-1	1-9	L7
Utah State	1	10	.091	0-6	1-4	0-0	4	18	.182	2-9	2-9	0-0	1-9	L5
San José State	1	10	.091	1-4	0-6	0-0	3	19	.136	2-8	1-10	0-1	1-9	L3

SERIES HISTORY

SAN DIEGO STATE (39-33)

H: 16-11 A: 15-17; N: 8-5

1/18/92	L	91-44	A	3/10/15	W	57-56	N
2/15/92	L	74-52	A	2/6/16	L	51-46	H
1/24/93	L	55-44	H	3/1/16	W	64-45	A
2/18/93	L	78-51	A	12/31/16	W	85-42	H
2/11/94	L	98-52	H	3/3/17	L	63-51	A
2/20/94	L	96-38	A	1/20/18	L	89-97	A
3/9/94	L	95-60	N	1/16/19	W	70-62	H
1/19/95	L	85-61	A	2/6/19	L	59-61	A
2/11/95	L	75-47	H	3/11/19	L	61-70	N
3/8/95	L	57-39	H	1/29/20	L	74-75	A
1/18/96	W	62-56	H	2/12/20	L	58-67	H
1/27/96	L	74-52	A	2/3/21	W	84-48	A
3/5/97	L	57-50	N	2/5/21	W	65-48	A
1/7/99	W	66-53	A	1/9/22	W	75-72	H
2/4/99	W	75-51	H	1/29/22	W	67-58	A
1/20/00	W	65-47	H	3/7/22	W	63-60	N
2/17/00	W	66-60	A	1/19/23	L	65-61	A
1/20/01	W	86-66	H				
2/15/01	L	56-53	A				
3/7/01	W	55-49	N				
1/23/02	W	58-49	A				
2/23/02	W	63-53	H				
3/6/02	W	65-52	N				
1/30/03	W	75-42	H				
3/1/03	W	64-46	A				
3/12/03	W	54-49	N				
1/29/04	W	76-42	H				
2/28/04	W	47-44	A				
1/29/05	W	72-53	A				
2/24/05	W	78-58	H				
3/9/05	W	81-52	N				
1/25/06	W	76-45	H				
2/25/06	W	75-48	A				
1/31/07	W	76-46	H				
3/3/07	W	67-48	A				
1/12/08	W	60-47	A				
2/13/08	W	63-54	H				
3/15/08	W	62-59	N				
1/21/09	L	57-52	H				
2/21/09	L	75-64	A				
1/6/10	L	61-39	H				
2/6/10	W	65-58	A				
1/15/11	L	56-53	A				
2/15/11	L	50-44	H				
3/8/11	W	65-57	N				
1/18/12	L	77-47	A				
2/15/12	L	57-44	H				
3/10/12	L	57-43	N				
1/26/13	L	63-39	H				
2/27/13	L	72-44	A				
3/15/13	L	67-39	N				
2/22/14	L	53-48	A				
3/7/14	W	62-46	H				
1/7/15	W	62-53	H				
2/18/15	W	63-47	A				

**LOBOS RECORD WHEN...**

	Overall	In MW
Overall.....	13-10.....	5-5
At home.....	9-3.....	4-1
On the road.....	3-6.....	1-4
At neutral sites.....	1-1.....	0-0
After a win.....	7-6.....	2-3
After a loss.....	6-3.....	2-2
In overtime.....	0-2.....	0-0
vs. ranked opponents.....	0-1.....	0-0
Games decided by 1-4 points.....	1-1.....	0-1
Games decided by 5-9 points.....	4-4.....	2-1
Games decided by 10-19 points.....	4-4.....	1-3
Games decided by 20+ points.....	4-1.....	2-0
Leading after Q1.....	14-3.....	5-1
Trailing after Q1.....	1-7.....	0-4
Tied after Q1.....	0-0.....	0-0
Leading at half.....	11-2.....	4-1
Trailing at half.....	1-8.....	1-4
Tied at half.....	1-0.....	0-0
Leading after Q3.....	13-2.....	5-1
Trailing after Q3.....	1-8.....	0-4
Tied after Q3.....	0-0.....	0-0
Shooting 50% or better.....	5-0.....	3-0
Shooting between 40-49.9%.....	4-5.....	0-3
Shooting less than 40%.....	4-5.....	2-2
Opponent shoots 50% or better.....	0-3.....	0-3
Opponent shoots b/w 40-49.9%.....	1-6.....	0-2
Opponent shoots b/w 30-39.9%.....	11-1.....	5-0
Opponent shoots less than 30%.....	1-0.....	0-0
UNM higher FG%.....	12-1.....	4-0
Opponent higher FG%.....	1-9.....	1-5
FG% Tied.....	0-0.....	0-0
UNM outrebounds.....	8-0.....	4-0
Opponent outrebounds.....	5-9.....	1-5
Rebounds tied.....	0-1.....	0-0
UNM more made free throws.....	11-5.....	4-3
Opponent more made free throws.....	2-5.....	1-2
Made free throws tied.....	0-0.....	0-0
UNM 3FG% higher.....	7-3.....	2-2
Opponent 3FG% higher.....	3-7.....	2-3
3FG% tied.....	3-0.....	1-0
UNM has more fouls.....	4-6.....	1-2
Opponent has more fouls.....	9-3.....	4-2
Fouls are tied.....	0-1.....	0-1
UNM more turnovers.....	5-7.....	3-4
Opponent more turnovers.....	7-3.....	1-1
Turnovers tied.....	1-0.....	1-0
Scoring less than 50 points.....	0-0.....	0-0
Scoring 50-59 points.....	0-1.....	0-0
Scoring 60-69 points.....	3-7.....	1-4
Scoring 70-79 points.....	6-2.....	2-1
Scoring 80-89 points.....	1-0.....	1-0
Scoring 90-99 points.....	2-0.....	1-0
Scoring 100+ points.....	1-0.....	0-0
Allowing 40 points or less.....	0-0.....	0-0
Allowing 41-49 points.....	0-0.....	0-0
Allowing 50-59 points.....	7-0.....	3-0
Allowing 60-69 points.....	5-1.....	2-1
Allowing 70-79 points.....	1-6.....	0-3
Allowing 80-89 points.....	0-2.....	0-0
Allowing 90+ points.....	0-1.....	0-1
In November.....	4-3.....	0-0
In December.....	4-2.....	0-0
In January.....	5-4.....	5-4
In February.....	0-1.....	0-1
In March.....	0-0.....	0-0

MOUNTAIN WEST STATISTICS**TEAM**

	All	Conference
Assists per Game	4th	3rd
3-Pt FG Made	1st	1st
FG %	5th	4th
3-PT FG %	5th	5th
Blocks per Game	3rd	5th
Scoring	3rd	3rd
Scoring Margin	5th	5th
Steals per Game	6th	10th
FG % Defense	5th	6th
3-Pt FG % Defense	2nd	1st
Free Throw %	4th	3rd
Turnover Margin	5th	7th
Assist/Turnover Ratio	5th	4th
Scoring Defense	10th	9th

INDIVIDUAL

	All	Conference
Scoring		
Shaiquel McGruder	4th (14.1)	7th (13.3)
LaTascya Duff	8th (12.8)	11th (12.4)
Rebounding		
Shaiquel McGruder	4th (7.5)	5th (7.1)
Amaya Brown	12th (5.3)	15th (5.4)
Paula Reus	16th (4.8)	16th (5.1)
Aniyah Augmon	--	12th (5.8)
Assists		
LaTascya Duff	2nd (4.7)	2nd (5.0)
LaTascya Duff	14th (2.4)	--
FG %		
Shaiquel McGruder	2nd (.578)	3rd (.486)
Assist/Turnover Ratio		
LaTascya Duff	5th (1.7)	5th (1.8)
3-Point FG Made		
LaTascya Duff	1st (3.1)	1st (2.8)
Vianè Cumber	2nd (2.1)	2nd (2.1)
LaTascya Duff	15th (1.3)	--
Steals		
Shaiquel McGruder	6th (1.9)	--
LaTascya Duff	14th (1.6)	--
Blocks		
Shaiquel McGruder	2nd (2.2)	4th (1.4)
Paula Reus	T-15th (0.6)	--
3-Point FG %		
LaTascya Duff	1st (.396)	1st (.475)

NCAA STATISTICS**TEAM**

3-Pointers Per Game	11th
3-Point Attempts Per Game	14th
Free Throw %	46th
Scoring Offense	53rd
Blocks Per Game	64th

INDIVIDUAL

Shaiquel McGruder	
Blocks	16th
Blocks Per Game	18th
FG %	23rd
LaTascya Duff	
3-Pointers Per Game	10th
3-Pointers	10th
3-Point Attempts	13th
LaTascya Duff	
Assists	44th
Assists Per Game	48th
Vianè Cumber	
3-Point %	38th

2022-23 MW PLAYERS OF THE WEEK

SHAIQUEL MCGRUDER: DEC. 12

SHAIQUEL MCGRUDER: JAN. 2

NUMERICAL

#	NAME	POS	HT	YR	HOMETOWN (PREVIOUS SCHOOL)
2	Natalia Chavez	G	5-10	Fr.	Cochiti Pueblo, N.M. (Volcano Vista HS)
3	Amaya Brown	G	5-11	RS-Sr.	Albuquerque, N.M. (Florida State)
4	LaTascya Duff	G	5-7	Sr.	Samson, Ala. (Shelton State CC)
5	LaTora Duff	G	5-7	Sr.	Samson, Ala. (Shelton State CC)
10	Kath van Bennekom	G	5-9	Jr.	Gorinchem, The Netherlands (Lyceum Oudehoven)
12	Aniyah Augmon	G	5-8	So.	San José, Calif. (Woodside Priory School)
13	Shaiquel McGruder	F	6-0	Sr.	Trotwood, Ohio (Trotwood-Madison HS)
14	Hulda Joaquim	F	6-1	Jr.	Maputo, Mozambique (Seward County CC)
15	Jaelyn Bates	PG	5-7	Fr.	Albuquerque, N.M. (Volcano Vista HS)
21	Mackenzie Curtis	G	5-9	So.	Lakeside, Calif. (El Capitan HS)
24	Nia Johnson	G	5-8	Sr.	Sacramento, Calif. (UNLV)
30	Paula Reus	F	6-1	So.	Palma de Mallorca, Spain (IES Joaquim Blume)
33	Vianè Cumber	G	5-10	So.	Albuquerque, N.M. (Sandia HS)
42	Hannah Robbins	G	6-0	Fr.	Phoenix, Ariz. (PHH Prep)

ALPHABETICAL

#	NAME	POS	HT	YR	B/T	HOMETOWN (PREVIOUS SCHOOL)
12	Aniyah Augmon	G	5-8	So.		San José, Calif. (Woodside Priory School)
15	Jaelyn Bates	PG	5-7	Fr.		Albuquerque, N.M. (Volcano Vista HS)
3	Amaya Brown	G	5-11	RS-Sr.		Albuquerque, N.M. (Florida State)
2	Natalia Chavez	G	5-10	Fr.		Cochiti Pueblo, N.M. (Volcano Vista HS)
33	Vianè Cumber	G	5-10	So.		Albuquerque, N.M. (Sandia HS)
21	Mackenzie Curtis	G	5-9	So.		Lakeside, Calif. (El Capitan HS)
4	LaTascya Duff	G	5-7	Sr.		Samson, Ala. (Shelton State CC)
5	LaTora Duff	G	5-7	Sr.		Samson, Ala. (Shelton State CC)
14	Hulda Joaquim	F	6-1	Jr.		Maputo, Mozambique (Seward County CC)
24	Nia Johnson	G	5-8	Sr.		Sacramento, Calif. (UNLV)
13	Shaiquel McGruder	F	6-0	Sr.		Trotwood, Ohio (Trotwood-Madison HS)
30	Paula Reus	F	6-1	So.		Palma de Mallorca, Spain (IES Joaquim Blume)
42	Hannah Robbins	G	6-0	Fr.		Phoenix, Ariz. (PHH Prep)
10	Kath van Bennekom	G	5-9	Jr.		Gorinchem, The Netherlands (Lyceum Oudehoven)

STARTERS RETURNING (3)

No.	Name	Pos.	Cls.	Pts.	Reb.	Ast.	FG%	3FG%
4	LaTascya Duff	G	Sr.	12.0	3.1	60	.428	.427
5	LaTora Duff	G	Sr.	12.0	4.2	192	.391	.330
13	Shaiquel McGruder	F	Sr.	14.2	7.2	32	.608	.289

OTHER LETTERWINNERS RETURNING (5)

No.	Name	Pos.	Cls.	Pts.	Reb.	Ast.	FG%	3FG%
10	Kath van Bennekom	G	Jr.	1.5	1.2	6	.516	.429
12	Aniyah Augmon	G	So.	1.4	1.9	21	.429	.111
21	Mackenzie Curtis	G	So.	1.1	0.5	6	.194	.200
30	Paula Reus	F	So.	6.9	3.9	61	.439	.269
33	Vianè Cumber	G	So.	3.7	1.6	5	.403	.333

STARTERS LOST (2)

No.	Name	Pos.	Class	Pts.	Reb.	Ast.	FG%	3FG%
23	Jaedyn De La Cerda	G	Sr.	14.3	4.0	134	.418	.356
32	Antonia Anderson	F	Sr.	11.2	6.3	61	.465	.377

OTHER LETTERWINNERS LOST (3)

No.	Name	Pos.	Class
1	Rebeka Renczes	PG	Fr.
11	Zeyno Seren	G	Fr.
34	Nevaeh Parkinson	F/C	So.

NEWCOMERS (6)

No.	Name	Pos.	Class
2	Natalia Chavez	G	Fr.
3	Amaya Brown	G	R-Sr.
14	Hulda Joaquim	F	Jr.
15	Jaelyn Bates	PG	Fr.
24	Nia Johnson	G	Sr.
42	Hannah Robbins	G	Fr.

PRONUNCIATION GUIDE

4	LATASCYA Duff	La-TAY-see-uh
10	Kath VAN BENNEKOM	van-ben-neck-um
13	SHAIQUEL McGruder	Shy-kwell
14	HULDA JOAQUIM	Ulda JOE-key-m
30	Paula REUS	Rey-OOSE

BY ELIGIBILITY

Seniors (5) (*Super Seniors)

3	Amaya Brown*	G
4	LaTascya Duff*	G
5	LaTora Duff*	G
24	Nia Johnson	G
13	Shaiquel McGruder*	F

Juniors (2)

10	Kath van Bennekom	G
14	Hulda Joaquim	F

Sophomores (4)

12	Aniyah Augmon	G
21	Mackenzie Curtis	G
30	Paula Reus	F
33	Vianè Cumber	G

Freshmen (3)

2	Natalia Chavez	G
15	Jaelyn Bates	PG
42	Hannah Robbins	G

HOME STATE

Alabama (2)

4	LaTascya Duff	G
5	LaTora Duff	G

Arizona (1)

42	Hannah Robbins	G
----	----------------	---

California (3)

12	Aniyah Augmon	G
21	Mackenzie Curtis	G
24	Nia Johnson	G

New Mexico (4)

2	Natalia Chavez	G
3	Amaya Brown	G
15	Jaelyn Bates	PG
33	Vianè Cumber	G

Ohio (1)

13	Shaiquel McGruder	F
----	-------------------	---

INTERNATIONAL

10	Kath van Bennekom (The Netherlands)	G
14	Hulda Joaquim (Mozambique)	F
30	Paula Reus (Spain)	F

**MIKE BRADBURY****RECORD AT UNM: 133-75 (7TH SEASON)****CAREER RECORD: 311-192 (16TH SEASON)****NOTEWORTHY :**

- Named the sixth head coach in program history on March 31, 2016
- 26 wins this season tied for most wins in program history
- Led UNM to 25 wins in 2017-18; tied for second-most wins in program history
- Led UNM to 20+ wins in three seasons including 2021-22, and .500 or better in five
- Earned his 100th win at UNM on Nov. 30, 2021; only the second coach in program history to reach 100. Earned his 300th career win on Nov. 22, 2022 against Western N.M.

Mike Bradbury enters his sixth season as head coach for The University of New Mexico women's basketball team. In his previous five seasons at the helm, Bradbury has guided the Lobos to a 94-55 (.631) overall record. Twice in his tenure, in 2017-18 and 2018-19, the Lobos eclipsed the 20-win mark and totaled 49 victories over that time. The consecutive 20-plus win seasons under Bradbury are the first for the program since the 2007-08 – 2008-09 seasons.

In his most recent season at the helm of the Lobos, Bradbury led the Lobos to a Mountain West regular season championship, the first outright in program history and the first regular season title since the 2004-05 season. In addition, the Lobos were selected for the WNIT for the third time in four years.

The Lobos produced one of the most prolific offenses not only in the conference, but in the country, finishing among the top 25 in several categories. Among them, UNM finished fourth in the NCAA in made three-pointers per game (10.2), sixth in assist-turnover ratio (1.40), ninth in scoring offense (81.2 points per game), 14th in fewest turnovers per game (12.0) and assists per game (16.8) and 22nd in scoring margin (12.7). The Lobos led the Mountain West in scoring offense, scoring margin, assists per game, turnover margin, assist-turnover ratio and made three-pointers as well as second in field-goal percentage and steals per game.

UNM set a program record in scoring with 120 points against Arkansas-Pine Bluff on Dec. 17, 2020 and in the process, made 17 three-pointers, falling just one short of tying the program record. Further, the Lobos registered 90-plus points in five games and 80-plus points in 11 of the 20 games on the season.

Four Lobos finished the 2020-21 season averaging double figures in points per game with six players finishing in double figures in scoring in two games (the only times it has been accomplished in program history), five players in five games and four in seven games.

As a result of UNM's successful season, five players were named to the All-Mountain West Team with LaTascya Duff also earning the superlative of Sixth Person of the Year. Duff was just the second Lobo to win the sixth person award. Making the all-conference team for the first time were Duff, Jaedyn De La Cerda and Antonia Anderson, as well as Shaiquel McGruder earning all-defensive and Ahlise Hurst earning the honorable mention distinction.

In his third year at the helm, Bradbury continued to put his mark on the program while also continuing to bring Lobo women's basketball back to national prominence. Overall, Bradbury's 2018-19 team went 24-7 and earned a bid to the WNIT for a second-straight season. It marked the first time since the 2008-09 – 2009-10 seasons that the program made consecutive trips to the postseason.



After dropping a one-possession game to Auburn in the preseason WNIT, the 2018-19 Lobos ripped off 11-straight wins to tie the program record and were on the cusp of cracking the national top-25 rankings as well by receiving votes from the WBCA during that stretch. Bradbury would also receive an individual plaudit from the WBCA last season as he was named as one of 13 finalists for the 2019 United States Marine Corps/WBCA National Coach of the Year Award. Impressively, Bradbury was the only coach from a non-Power 5 conference to be a finalist.

In his time at UNM, Bradbury has coached 13 All-Mountain West performers with Cherise Beynon, Jayla Everett, Jaisa Nunn, Aisia Robertson and Richelle van der Keijl joining De La Cerda, Duff, McGruder, Hurst and Anderson in making the All-Mountain West Team. Tesha Buck, Mykiel Burleson and Nike McClure have also earned MW recognition with Buck being the 2017-18 Newcomer of the Year, Burleson being named to the All-Freshman team in 2016-17 and McClure landing on the All-Defensive team in 2018-19.

In terms of major individual awards, Bradbury has coached the league's Newcomer of the Year each of his first three seasons in charge of the Lobos with van der Keijl earning the award in 2016-17, Buck in 2017-18 and Robertson in 2018-19. Additionally, Bradbury has coached the MW Player of the Year in Nunn (2018-19) and the Freshman of the Year in Everett (2018-19) as well as Sixth Person of the Year in Duff (2020-21).

Further, a Lobo has been named Mountain West Player of the Week 11 times during his tenure.

In year two under Bradbury the Lobos had a breakout season, especially offensively as they ended the 2017-18 season averaging 80.4 points per game while also posting an impressive +9.7 scoring margin. Both marks led the Mountain West and the point-per-game total was 16th-best in NCAA DI last season. A significant reason for the jump in offensive production was the fact that the Lobos were one of the most potent three-point shooting threats in the country. For the season, the Lobos attempted the eighth-most overall trifectas in DI hoisting 932 long distance shots. Successful 34% of the time, the Lobos made the 11th most 3's burying 319.

Prior to coming to Albuquerque, Bradbury built a successful nine year run as a Division-I head coach with stops at Morehead State (Morehead, Ky.) and Wright State (Dayton, Ohio). Most recently with the Raiders, Bradbury led his squad to five 20-win seasons, including each of his final three seasons. During that time, Wright State has amassed a 75-28 record, the best amongst the 13 Division I programs in the state of Ohio.

Overall at Wright State, Bradbury had five winning seasons, all of which were 20-plus win seasons, in six years- a feat made all the more remarkable as Wright State had just one winning season in the previous 22 before his arrival. In the previous 37 seasons of women's basketball at Wright State, the Raider program had tallied 20 wins just once before Bradbury led the team to 20 wins in five of his six seasons.

His most prominent three-year run at Wright State started in 2013-14, when the Raiders won a school-record 26 games on the way to a 26-9 season and the program's first-ever appearance in the NCAA Tournament. That season saw the Raiders finish second in the Horizon League and win its first Horizon

League Tournament. It also featured the program's first road win at perennial league power Wisconsin-Green Bay. Kim Demmings was named the Horizon League Player of the Year and Tournament MVP, and it marked the first time in school history the program had a pair of first team All-Conference selections.

He followed up that by earning Horizon League Coach of the Year in 2014-15 after a 25-9 season that saw his squad lose its Horizon League Preseason Player of the Year less than two minutes into the season opener. The Raiders just missed a second straight NCAA Tournament appearance, falling in overtime in the conference championship game. The team did make its first appearance in the Women's NIT as the league's automatic qualifier, and in 2015-16, the team made it back-to-back WNIT appearances after a 24-11 season, earning the program's first at-large bid.

Those three seasons are the three winningest seasons in the history of Wright State women's basketball.

In his first two seasons at Wright State, he led the team to a 20-13 campaign and a 21-13 mark and berths in the Women's Basketball Invitational, the first NCAA Division I postseason berths for the program. Overall, Bradbury has coached three Horizon League Players of the Year (all in his last three seasons), six first-team All-Horizon League players, three second-team members and four All-Freshman team members.

Prior to his time at Wright State, Bradbury was the head coach at Morehead State where he led the Division I program to a 50-44 mark in three seasons, including a watershed 22-11 season, which was the second-most wins in Morehead State history and the most wins by the Eagles in the previous 38 years.

At Morehead State he coached one Ohio Valley Conference Player of the Year, along with one first-team All-OVC pick (two seasons) and three second-team All-OVC picks.

Bradbury also spent time as an assistant coach at Xavier (2002-06), Cincinnati (1996-02), VCU (1995-96), East Tennessee State (1994-95) and Chattanooga (1991-94). In his 29 seasons as an assistant and as a head coach, Bradbury has had 27 winning seasons.



CAREER HEAD COACHING YEAR-BY-YEAR

2007-08	11-19 (9-11)	Morehead State
2008-09	17-14 (11-7)	Morehead State
2009-10	22-11 (14-4)	Morehead State
2010-11	20-13 (11-7)	Wright State
2011-12	21-13 (12-6)	Wright State
2012-13	12-18 (6-10)	Wright State
2013-14	26-9 (12-4)	Wright State
2014-15	25-9 (12-4)	Wright State
2015-16	24-11 (12-6)	Wright State
2016-17	15-15 (10-8)	New Mexico
2017-18	25-11 (10-8)	New Mexico
2018-19	24-7 (14-4)	New Mexico
2019-20	15-17 (6-12)	New Mexico
2020-21	15-5 (11-3)	New Mexico
2021-22	26-10 (14-4)	New Mexico
2022-23	13-10 (5-5)	New Mexico
Total	311-192 (169-103)	

EDUCATION

UT-Chattanooga - B.S. Recreation (1993)

COACHING EXPERIENCE

1991-93	Student Assistant	Chattanooga
1993-94	Assistant Coach	Chattanooga
1994-95	Assistant Coach	East Tennessee
1995-96	Assistant Coach	VCU
1996-02	Assistant Coach	Cincinnati
2002-07	Assistant Coach	Xavier
2007-10	Head Coach	Morehead State
2010-16	Head Coach	Wright State
2016-pres.	Head Coach	New Mexico

HEAD COACHING RECORD

2007-10	Morehead State	50-44 (.532)
2010-16	Wright State	128-73 (.637)
2016-pres.	New Mexico	133-75 (.639)
16 years		311-192 (.618)

ALL-TIME SERIES UNDER COACH BRADBURY

OPPONENT	Series	H	A	N
Abilene Christian	1-0	1-0		
Air Force	9-2	5-1	3-1	1-0
Arizona	0-2	0-1	0-1	
Arkansas-Pine Bluff	1-0		1-0	
Arizona State	0-2	0-1	0-1	
Auburn	0-1	0-1		
Ball State	0-1	0-1		
Boise State	5-6	4-1	1-4	0-1
California Baptist	0-1			0-1
Colorado State	9-5	7-1	2-3	0-1
Denver	0-1	0-1		
Fairleigh Dickinson	1-0	1-0		
Fresno State	7-6	4-1	2-3	1-2
Grambling State	1-0	1-0		
Grand Canyon	1-0	1-0		
Hartford	1-0	1-0		
Houston	3-1	2-0	1-1	
Houston Baptist	1-0	1-0		
Illinois	1-0	1-0		
Lamar	2-0	2-0		
Louisiana-Monroe	1-0			1-0
Loyola Marymount	0-1	0-1		
Marquette	1-1	1-0	0-1	
Midwestern State	1-0		1-0	
Minnesota	0-1	0-1		
Mississippi State	0-1			0-1
Missouri	1-0			1-0
Navy	1-0	1-0		
Nevada	9-3	5-0	4-2	0-1
New Mexico State	10-2	6-0	4-2	
Nicholls	1-0		1-0	
Northern Arizona	2-0	1-0	1-0	
Northern New Mexico	4-0	4-0		
Oklahoma	1-1	1-0	0-1	
Old Dominion	1-0			1-0
Oregon State	0-1		0-1	
Prairie View A&M	1-0	1-0		
Providence	1-0	1-0		
Rice	1-0	1-0		
Sacramento State	1-0	1-0		
Saint Mary's	1-0	1-0		
Sam Houston State	1-0		1-0	
San Diego	1-0	1-0		
San Diego State	7-7	3-1	3-5	1-1
San Jose State	7-3	3-1	3-2	1-0
SMU	1-0	1-0		
South Carolina State	1-0	1-0		
Southern Utah	0-1		0-1	
St. Joseph's	0-1	0-1		
Stephen F. Austin	1-1	1-0		0-1
TCU	0-1	0-1		
Texas A&M-Commerce	1-0		1-0	
Texas State	1-0	1-0		
Texas Tech	1-2	1-0	0-1	0-1
Tulsa	0-1	0-1		
UC Irvine	1-0	1-0		
UC Riverside	1-0	1-0		
UNLV	4-10	2-4	2-6	
Utah State	12-0	4-0	8-0	
UTEP	5-0	4-0	1-0	
West Virginia	0-1			0-1
Western Michigan	1-0	1-0		
Western New Mexico	1-0	1-0		
Wichita State	1-0	1-0		
Wyoming	4-8	1-4	3-3	0-1
	133-75	83-24	43-39	7-12

RANKED OPPONENTS

#16 Marquette	11/13/17	W, 88-87
#23 West Virginia	11/29/19	L, 73-60
#6 Arizona	12/12/21	L, 77-60
#14 Arizona	12/4/22	L, 77-60

2022-23 ROSTER



2
Natalia Chavez
G | 5-10 | FR.
Cochiti Pueblo, N.M.



3
Amaya Brown
G | 5-11 | R-SR.
Albuquerque, N.M.



4
LaTascya Duff
G | 5-7 | SR.
Samson, Ala.



5
LaTora Duff
G | 5-7 | SR.
Samson, Ala.



10
Kath van Bennekom
G | 5-9 | JR.
Gorinchem, The Netherlands



12
Aniyah Augmon
G | 5-8 | SO.
San José, Calif.



13
Shaiquel McGruder
F | 6-0 | SR.
Trotwood, Ohio



14
Hulda Joaquim
F | 6-1 | JR.
Maputo, Mozambique



15
Jaelyn Bates
PG | 5-7 | FR.
Albuquerque, N.M.



21
Mackenzie Curtis
G | 5-9 | SO.
Lakeside, Calif.



24
Nia Johnson
G | 5-8 | SR.
Sacramento, Calif.



30
Paula Reus
F | 6-1 | SO.
Palma de Mallorca, Spain



33
Vianè Cumber
G | 5-10 | SO.
Albuquerque, N.M.



42
Hannah Robbins
G | 6-0 | FR.
Phoenix, Ariz.



Mike Bradbury
Head Coach



Valerie King
Assoc. Head Coach



Keith Freeman
Assoc. Head Coach



Nike McClure
Assistant Coach



Hanna Hudson
Director of Operations



Isaiah Fernandez
Director of Player
Development



#2

NATALIA CHAVEZ

G | 5-10 | FR | Cochiti Pueblo, N.M. (Volcano Vista HS)



PPG	FG %	3PT %	FT %	RPG	APG	SPG	BPG	MPG
--	--	--	--	--	--	--	--	--

NOTEWORTHY

REDSHIRTING

- » Named the 1-5A District Player of the Year in 2019-20 and 2020-21, while also earning first team all-state and first team all-metro during that time span
- » Reached the 1,000-point career milestone in 2021
- » Was up for an ESPY award for her game-winning half-court shot to win the 5A title

Chavez's Top Performances

Points	Season
	Career
FGM	Season
	Career
FGA	Season
	Career
3PT FGM	Season
	Career
3PT FGA	Season
	Career
FTM	Season
	Career
FTA	Season
	Career
Rebounds	Season
	Career
Assists	Season
	Career
Blocks	Season
	Career
Steals	Season
	Career
Turnovers	Season
	Career
Min. Played	Season
	Career

GAME-BY-GAME STATISTICS

CAREER STATISTICS

#3

AMAYA BROWN

G | 5-11 | RS-SR | Albuquerque, N.M. (Florida State)



PPG	FG %	3PT %	FT %	RPG	APG	SPG	BPG	MPG
8.3	.359	.273	.860	5.3	1.2	1.3	0.3	25.3

NOTEWORTHY

- » Named MW Preseason Newcomer of the Year
- » First double-double against Houston (16 points, 11 rebounds), both career highs
- » 9 games in double figures, 8 games with multiple steals, 17 games with at least 1 steal
- » Played in 44 games at Florida State with 3 starts as a freshman
- » Averaged 3.1 ppg, 1.9 rpg with 13 steals, 4 blocks and 61 points as a freshman
- » Averaged 10.1 minutes per game during her time at FSU
- » Father (Greg Brown) played basketball at UNM from 1992-94
- » 2x New Mexico Gatorade Player of the Year (2017-18 and 2015-16)

Brown's Top Performances

Points	Season	18 at Colorado St. (1/7/23)
	Career	Same
FGM	Season	6 - done twice
	Career	Same
FGA	Season	14 at Nicholls (11/29/22)
	Career	Same
3PT FGM	Season	4 at Colorado St. (1/7/23)
	Career	Same
3PT FGA	Season	6 at Colorado St. (1/7/23)
	Career	Same
FTM	Season	8 vs Houston (11/12/22)
	Career	Same
FTA	Season	8 - done twice
	Career	Same
Rebounds	Season	11 vs Houston (11/12/22)
	Career	Same
Assists	Season	3 - done four times
	Career	4 - done twice
Blocks	Season	2 vs. Arizona State (11/20/22)
	Career	2 - done twice
Steals	Season	5 at Nicholls (11/29/22)
	Career	Same
Turnovers	Season	0 - done three times
	Career	0 - done 30 times
Min. Played	Season	32 - done three times
	Career	Same

GAME-BY-GAME STATISTICS

Opponent	Date	GS	MIN	Total		3-Pointers		Free throws		Rebounds				PF	A	TO	BLK	STL	PTS	AVG	
				FG-FGA	PCT	3FG-3FGA	PCT	FT-FTA	PCT	OFF	DEF	TOT	AVG								
at Southern Utah	11/07/2022	*	27:55	1-7	.143	0-2	.000	0-1	.000	4	0	4	4.0	4	3	2	0	2	2	2.0	
Houston	11/12/2022	*	32:49	4-8	.500	0-1	.000	8-8	1.000	4	7	11	7.5	1	0	4	1	2	16	9.0	
at New Mexico St.	11/15/2022	*	32:39	3-10	.300	0-1	.000	5-6	.833	1	6	7	7.3	4	1	4	1	3	11	9.7	
Arizona St.	11/20/2022	*	24:23	1-5	.200	0-0	.000	3-5	.600	0	2	2	6.0	4	0	1	2	0	5	8.5	
Western N.M.	11/22/2022	*	17:53	4-9	.444	0-0	.000	2-2	1.000	2	6	8	6.4	4	2	1	0	2	10	8.8	
at Tex. A&M-Commerce	11/26/2022	*	10:04	1-3	.333	0-0	.000	0-0	.000	1	3	4	6.0	2	0	0	0	1	2	7.7	
at Nicholls	11/29/2022	*	31:27	5-14	.357	1-5	.200	4-4	1.000	6	2	8	6.3	3	3	2	1	5	15	8.7	
Arizona	12/04/2022	*	27:58	2-6	.333	0-1	.000	2-2	1.000	1	3	4	6.0	2	0	5	1	1	6	8.4	
Abilene Christian	12/07/2022	*	29:59	4-10	.400	0-0	.000	2-2	1.000	1	2	3	5.7	3	0	1	1	1	10	8.6	
New Mexico St.	12/11/2022	*	20:42	1-7	.143	0-1	.000	0-0	.000	0	4	4	5.5	3	2	4	0	1	2	7.9	
vs Old Dominion	12/20/2022	*	22:30	3-6	.500	0-0	.000	7-8	.875	0	3	3	5.3	2	2	1	0	3	13	8.4	
vs Mississippi St.	12/21/2022	*	22:03	2-5	.400	2-3	.667	0-0	.000	2	5	7	5.4	3	3	2	0	1	6	8.2	
South Carolina St.	12/29/2022	*	17:59	2-7	.286	0-2	.000	0-0	.000	1	2	3	5.2	0	1	0	0	0	4	7.8	
Air Force	01/01/2023	*	28:19	4-10	.400	0-2	.000	0-0	.000	1	6	7	5.4	2	1	3	0	1	8	7.9	
at Wyoming	01/05/2023	*	17:07	3-6	.500	1-2	.500	1-1	1.000	1	2	3	5.2	2	1	2	0	0	8	7.9	
at Colorado St.	01/07/2023	*	26:53	6-12	.500	4-6	.667	2-2	1.000	2	2	4	5.1	4	0	1	0	0	18	8.5	
Nevada	01/11/2023	*	20:28	4-11	.364	0-2	.000	1-2	.500	3	3	6	5.2	1	0	1	0	1	9	8.5	
at UNLV	01/14/2023	*	29:01	2-10	.200	0-0	.000	0-0	.000	0	5	5	5.2	3	1	1	0	2	4	8.3	
at San Diego St.	01/19/2023	*	32:52	1-8	.125	0-1	.000	0-0	.000	0	4	4	5.1	2	2	1	0	1	2	7.9	
Boise St.	01/21/2023	*	31:28	5-13	.385	0-1	.000	1-1	1.000	1	7	8	5.3	4	1	0	0	0	11	8.1	
Colorado St.	01/26/2023	*	31:27	3-8	.375	0-2	.000	3-4	.750	2	5	7	5.3	2	0	2	0	0	9	8.1	
at Utah St.	01/28/2023	*	22:23	2-8	.250	0-0	.000	0-0	.000	1	5	6	5.4	3	3	3	0	3	4	8.0	
UNLV	02/02/2023	*	24:36	6-9	.667	1-1	1.000	2-2	1.000	1	3	4	5.3	2	1	2	1	1	15	8.3	
Totals			23	582:54	69-192	.359	9-33	.273	43-50	.860	35	87	122	5.3	60	27	43	8	31	190	8.3

CAREER STATISTICS

SEASON	TEAM	GP-GS	MIN/AVG	FG-FGA	FG%	3FG-3FGA	3FG%	FT-FTA	FT%	OFF	DEF	TOT	AVG	PF-FO	A	TO	BLK	STL	PTS	AVG
2018-19	FSU	20-3	312/15.6	20-49	.408	2-9	.222	19-27	.704	20	17	37	1.9	40-1	29	24	4	13	61	3.1
2019-20	FSU	13-0	77/6.0	2-8	.250	0-1	.000	3-5	.600	2	3	5	0.4	10-0	3	2	0	2	7	0.5
2021-22	FSU	11-0	57/5.1	5-12	.417	0-1	.000	1-2	.500	1	12	13	1.2	2-0	5	4	2	2	11	1.0
2022-23	UNM	23-23	583/25.3	69-192	.359	9-33	.273	43-50	.860	35	87	122	5.3	60-0	27	43	8	31	190	8.3
TOTAL FOR UNM		23-23	583/25.3	69-192	.359	9-33	.273	43-50	.860	35	87	122	5.3	60-0	27	43	8	31	190	8.3
TOTAL		67-26	1028/15.3	96-261	.368	11-44	.250	66-84	.786	58	119	177	2.6	112-1	64	73	14	48	269	4.0



#4

LATASCYA DUFF

G | 5-7 | SR | Samson, Ala. (Shelton State CC)



PPG	FG %	3PT %	FT %	RPG	APG	SPG	BPG	MPG
12.8	.423	.396	.903	2.9	2.4	1.5	0.3	32.6

NOTEWORTHY

3RD ALL-TIME IN CAREER 3-POINTERS

» 15 double-digit games with three 20+ point games, 1 game with 30
» 16 games with multiple three-pointers. 5 games with 4, 3 games with 5 and 1 game with 6 and 1 game with 8 (tied for the 3rd most in a single game in program history)

» 20 double-digit point games last season, including six 20-plus point games
» Made 97 three-pointers, the second most in a single season in program history
» Led the MW in overall three-point percentage and three-pointers made as well as in MW games
» Made at least one three-pointer in every game but one last season and had 29-game streak, a program record
» 28 games last season with multiple made three-pointers, with season-high 7 at Utah State and against Grand Canyon plus 4 games with 5 made three-pointers. Made five or more three-pointers in six games, four or more in nine games.
» Led the Lobos in scoring in five games, tied for team high in one
» Averaged 11.4 ppg, shooting conference-high 41.9% from three-point range in conference play with conference-high 46 made threes.

» Named Mountain West Sixth Person of the Year in 2020-21
» MW All-Conference Team in 2020-21
» Named Mountain West Preseason Newcomer of the Year in 2020-21
» Named Mountain West Player of the Week twice (Dec. 21 and March 2) during 2020-21 season

Duff's Top Performances

Points	Season	30 at Utah State (1/28/23)
	Career	31 at Air Force (2/23/21)
FGM	Season	9 at Utah State (1/28/23)
	Career	11 at Air Force (2/23/21)
FGA	Season	16 at Southern Utah (11/7/22)
	Career	20 at Air Force (2/23/21)
3PT FGM	Season	8 at Utah State (1/28/23)
	Career	Same
3PT FGA	Season	14 - done twice
	Career	Same
FTM	Season	4 - done three times
	Career	8 - done twice
FTA	Season	5 vs. Arizona State (11/20/22)
	Career	10 at SHSU (12/6/20)
Rebounds	Season	9 at NMSU (11/15/22)
	Career	Same
Assists	Season	8 vs. S. Carolina St. (12/29/22)
	Career	Same
Blocks	Season	2 at Colorado St. (1/7/23)
	Career	2 - done twice
Steals	Season	5 - done twice
	Career	5 - done three times
Turnovers	Season	0 - done four times
	Career	0 - done 20 times
Min. Played	Season	43 vs. Arizona State (11/20/22)
	Career	Same

GAME-BY-GAME STATISTICS

Opponent	Date	GS	MIN	Total		3-Pointers		Free throws		Rebounds											
				FG-FGA	PCT	3FG-3FGA	PCT	FT-FTA	PCT	OFF	DEF	TOT	AVG	PF	A	TO	BLK	STL	PTS	AVG	
at Southern Utah	11/07/2022	*	38:31	7-16	.438	4-12	.333	2-2	1.000	0	3	3	3.0	0	3	1	1	5	20	20.0	
Houston	11/12/2022	*	27:45	1-5	.200	0-3	.000	4-4	1.000	0	2	2	2.5	4	0	2	0	2	6	13.0	
at New Mexico St.	11/15/2022	*	34:45	3-14	.214	2-6	.333	2-2	1.000	3	6	9	4.7	0	1	1	1	3	10	12.0	
Arizona St.	11/20/2022	*	43:59	4-14	.286	4-14	.286	4-5	.800	0	3	3	4.3	2	3	0	0	1	16	13.0	
at Tex. A&M-Commerce	11/26/2022	*	39:49	3-11	.273	0-5	.000	0-0	.000	0	2	2	3.8	2	3	3	0	2	6	11.6	
at Nicholls	11/29/2022	*	38:21	7-15	.467	6-14	.429	0-0	.000	0	5	5	4.0	1	5	1	0	3	20	13.0	
Arizona	12/04/2022	*	21:55	4-7	.571	2-4	.500	0-0	.000	1	2	3	3.9	1	2	0	0	1	10	12.6	
Abilene Christian	12/07/2022	*	31:39	6-11	.545	5-9	.556	2-2	1.000	0	3	3	3.8	2	2	2	0	2	19	13.4	
New Mexico St.	12/11/2022	*	34:43	4-8	.500	4-8	.500	0-0	.000	0	1	1	3.4	1	2	1	0	5	12	13.2	
vs Old Dominion	12/20/2022	*	31:05	5-12	.417	4-10	.400	0-0	.000	0	3	3	3.4	1	1	4	0	1	14	13.3	
vs Mississippi St.	12/21/2022	*	30:52	3-14	.214	3-13	.231	0-0	.000	0	0	0	3.1	0	2	1	0	1	9	12.9	
South Carolina St.	12/29/2022	*	26:54	5-12	.417	5-12	.417	0-0	.000	0	7	7	3.4	0	8	1	0	0	15	13.1	
Air Force	01/01/2023	*	35:47	3-7	.429	3-7	.429	0-0	.000	0	0	0	3.2	0	1	1	0	0	9	12.8	
at Wyoming	01/05/2023	*	35:01	5-8	.625	4-6	.667	0-0	.000	0	0	0	2.9	2	2	1	1	0	14	12.9	
at Colorado St.	01/07/2023	*	36:15	2-7	.286	2-5	.400	3-3	1.000	1	3	4	3.0	2	4	2	2	0	9	12.6	
Nevada	01/11/2023	*	29:00	6-13	.462	2-8	.250	1-1	1.000	0	5	5	3.1	1	4	0	0	2	15	12.8	
at UNLV	01/14/2023	*	23:19	1-2	.500	1-2	.500	2-3	.667	0	0	0	2.9	2	1	1	0	0	5	12.3	
at San Diego St.	01/19/2023	*	32:24	5-10	.500	5-9	.556	1-1	1.000	0	4	4	3.0	3	2	5	0	0	16	12.5	
Boise St.	01/21/2023	*	28:40	4-9	.444	1-5	.200	1-1	1.000	0	0	0	2.8	2	3	2	0	1	10	12.4	
Colorado St.	01/26/2023	*	27:04	2-4	.500	1-2	.500	0-0	.000	0	3	3	2.9	4	1	2	1	2	5	12.0	
at Utah St.	01/28/2023	*	33:06	9-13	.692	8-12	.667	4-4	1.000	0	3	3	2.9	2	1	2	0	2	30	12.9	
UNLV	02/02/2023	*	35:43	4-8	.500	1-3	.333	2-3	.667	0	4	4	2.9	1	1	0	0	1	11	12.8	
Totals		22	716:39	93-220	.423	67-169	.396	28-31	.903	5	59	64	2.9	33	52	33	6	34	281	12.8	

CAREER STATISTICS (AT UNM)

SEASON	TEAM	GP-GS	MIN/AVG	Field Goals		3-Point		F-Throws		Rebounds				Scoring	
				FG-FGA	FG%	3FG-3FGA	3FG%	FT-FTA	FT%	OFF	DEF	TOT	AVG	PP-FO	A
2020-21	UNM	20-4	495/24.8	93-209	.445	52-130	.400	59-72	.819	13	47	60	3.0	37-0	39
2021-22	UNM	35-34	1157/33.1	131-306	.428	97-227	.427	61-78	.782	7	102	109	3.1	44-0	60
2022-23	UNM	22-22	717/32.6	93-220	.423	67-169	.396	28-31	.903	5	59	64	2.9	33-0	52
TOTAL		77-60	2369/30.8	317-735	.431	216-526	.411	148-181	.818	25	208	233	3.0	114-0	151

#5

LATORA DUFF

G | 5-7 | SR | Samson, Ala. (Shelton State CC)



PPG	FG %	3PT %	FT %	RPG	APG	SPG	BPG	MPG
10.0	.360	.257	.804	3.7	4.7	1.2	0.2	31.9

NOTEWORTHY

- » Has scored in double figures in 12 games this season. 8 games with multiple steals, 14 games with at least 1 steal
- » First double-double of the season against Arizona State (13 pts, 10 asts) for 3rd of career
- » Scored in double figures 21 times last season with three, 20-plus point games
- » 192 assists last season, tied for fifth most in a single season in program history
- » Made at least 1 three-pointer in every game but five
- » Hit game-winning three against UNLV with 5.4 seconds left
- » Three games with 10-plus assists, including career-high 14 at Utah State
- » 2 double-doubles on the season last year (17 pts, 12 assists vs. Prairie View and 13 points, 14 assists at Utah State) and 3 times came close to triple doubles (8 rebounds at Utah State and against Prairie View, 8 points, nine rebounds, 13 assists vs. Grand Canyon)
- » Finished with 10-plus assists in three games (12 against Prairie View and 13 against Grand Canyon)
- » Started in all 20 games for the Lobos as a junior and all 36 games last season
- » 2021-22 Mountain West Honorable Mention

Duff's Top Performances

Points	Season	15 - done three times
	Career	25 vs Air Force (2/9/22)
FGM	Season	5 - done six times
	Career	10 vs Air Force (2/9/22)
FGA	Season	14 - done three times
	Career	25 vs. Colorado State (3/8/22)
3PT FGM	Season	3 - done three times
	Career	6 vs. Colorado State (3/8/22)
3PT FGA	Season	9 vs. Mississippi St. (12/21/22)
	Career	19 vs. Colorado State (3/8/22)
FTM	Season	6 - done twice
	Career	8 vs. SFA (11/26/21)
FTA	Season	8 vs. Boise State (1/21/23)
	Career	9 - done twice
Rebounds	Season	7 vs. Air Force (1/1/23)
	Career	9 vs. Grand Canyon (3/16/22)
Assists	Season	10 vs. Arizona State (11/20/22)
	Career	14 at Utah State (1/6/22)
Blocks	Season	1 - done five times
	Career	4 vs. Prairie View (11/16/21)
Steals	Season	5 at Nicholls (11/29/22)
	Career	Same
Turnovers	Season	0 vs. Boise State (1/21/23)
	Career	0 - done 12 times
Min. Played	Season	42 vs. Arizona State (11/20/22)
	Career	Same

GAME-BY-GAME STATISTICS

Opponent	Date	GS	MIN	Total		3-Pointers		Free throws		Rebounds				PF	A	TO	BLK	STL	PTS	AVG		
				FG-FGA	PCT	3FG-3FGA	PCT	FT-FTA	PCT	OFF	DEF	TOT	AVG									
at Southern Utah	11/07/2022	*	24:43	5-13	.385	3-6	.500	0-1	.000	0	5	5	5.0	3	3	1	1	1	13	13.0		
Houston	11/12/2022	*	34:39	4-14	.286	0-5	.000	6-7	.857	3	2	5	5.0	1	7	2	0	2	14	13.5		
at New Mexico St.	11/15/2022	*	40:44	4-11	.364	2-6	.333	3-5	.600	0	3	3	4.3	4	2	4	0	2	13	13.3		
Arizona St.	11/20/2022	*	42:14	5-14	.357	3-7	.429	0-0	.000	1	4	5	4.5	3	10	3	0	3	13	13.3		
at Tex. A&M-Commerce	11/26/2022	*	35:49	4-12	.333	3-8	.375	4-4	1.000	0	5	5	4.6	2	6	1	1	2	15	13.6		
at Nicholls	11/29/2022	*	33:39	2-10	.200	0-6	.000	4-4	1.000	1	4	5	4.7	2	3	3	0	5	8	12.7		
Arizona	12/04/2022	*	30:33	4-10	.400	1-3	.333	0-0	.000	1	4	5	4.7	0	2	6	0	0	9	12.1		
Abilene Christian	12/07/2022	*	32:49	1-9	.111	1-6	.167	0-0	.000	1	4	5	4.8	1	8	2	1	1	3	11.0		
New Mexico St.	12/11/2022	*	27:10	1-4	.250	0-2	.000	0-1	.000	0	0	0	4.2	3	2	4	1	2	2	10.0		
vs Old Dominion	12/20/2022	*	35:10	3-11	.273	2-5	.400	0-0	.000	2	4	6	4.4	3	2	4	0	0	8	9.8		
vs Mississippi St.	12/21/2022	*	33:16	5-14	.357	1-9	.111	0-0	.000	1	3	4	4.4	2	3	2	0	0	11	9.9		
South Carolina St.	12/29/2022	*	20:44	3-3	1.000	2-2	1.000	0-0	.000	1	1	2	4.2	2	5	1	0	2	8	9.8		
Air Force	01/01/2023	*	34:42	5-11	.455	1-4	.250	4-4	1.000	0	7	7	4.4	3	7	4	0	2	15	10.2		
at Wyoming	01/05/2023	*	32:11	3-8	.375	0-3	.000	0-0	.000	0	3	3	4.3	1	2	4	0	0	6	9.9		
at Colorado St.	01/07/2023	*	40:00	3-10	.300	2-6	.333	2-2	1.000	0	5	5	4.3	2	5	2	0	0	10	9.9		
Nevada	01/11/2023	*	28:10	5-7	.714	1-3	.333	1-1	1.000	0	3	3	4.3	1	6	3	0	0	12	10.0		
at UNLV	01/14/2023	*	12:55	2-6	.333	0-3	.000	1-1	1.000	0	0	0	4.0	3	1	2	0	0	5	9.7		
at San Diego St.	01/19/2023	*	37:24	4-10	.400	2-7	.286	1-2	.500	0	4	4	4.0	5	5	3	0	1	11	9.8		
Boise St.	01/21/2023	*	30:02	1-6	.167	1-4	.250	6-8	.750	1	1	2	3.9	0	2	0	0	1	9	9.7		
Colorado St.	01/26/2023	*	36:14	3-11	.273	0-4	.000	2-3	.667	2	2	4	3.9	3	6	3	1	1	8	9.7		
at Utah St.	01/28/2023	*	25:41	5-9	.556	1-5	.200	2-2	1.000	0	2	2	3.8	2	9	3	0	0	13	9.8		
UNLV	02/02/2023	*	33:44	4-8	.500	2-5	.400	5-6	.833	0	1	1	3.7	0	7	4	0	1	15	10.0		
Totals			22	702:34	.360	76-211	.360	28-109	.257	41-51	.804	14	67	81	3.7	46	103	61	5	26	221	10.0

CAREER STATISTICS (AT UNM)

SEASON	TEAM	GP-GS	MIN/AVG	Field Goals FG-FGA FG%	3-Point 3FG-3FGA 3FG%	F-Throws FT-FTA FT%	Rebounds OFF DEF TOT AVG	PF-FO	A	TO	BLK	STL	Scoring PTS AVG
2020-21	UNM	20-20	542/27.1	61-137 .445	22-66 .333	16-24 .667	6 62 68 3.4	27-0	78	39	3	25	160 8.0
2021-22	UNM	36-36	1198/33.3	144-368 .391	66-200 .330	78-92 .848	21 130 151 4.2	61-1	192	90	12	53	432 12.0
2022-23	UNM	22-22	703/31.9	76-211 .360	28-109 .257	41-51 .804	14 67 81 3.7	46-1	103	61	5	26	221 10.0
TOTAL		78-78	2442/31.3	281-716 .392	116-375 .309	135-167 .808	41 259 300 3.8	134-2	373	190	20	104	813 10.4



#10

KATH VAN BENNEKOM

G | 5-9 | JR | Gorinchem, The Netherlands



PPG	FG %	3PT %	FT %	RPG	APG	SPG	BPG	MPG
1.5	.375	.250	.625	1.2	0.3	0.2	0.2	6.2

NOTEWORTHY

- » 3-for-3 off the bench against San Diego last season
- » Competed for Lyceum Oudehoven and also for the club team Binneland where she helped her team to the U16 Championship in 2016
- » Led her U20 team to the semi-finals and the Final Four in 2017, 2018, 2019 and 2020
- » Helped her team to the U20 Cup Finals twice (2017, 2020).

van Bennekom's Top Performances

Points	Season	7 vs Houston (11/12/22)
	Career	9 at Midwestern St.(12/4/20)
FGM	Season	2 - done twice
	Career	3 vs. San Diego (3/20/22)
FGA	Season	6 vs Houston (11/12/22)
	Career	6 - done twice
3PT FGM	Season	1 at UNLV (1/14/23)
	Career	1 - done six times
3PT FGA	Season	2 vs Houston (11/12/22)
	Career	4 at Midwestern St.(12/4/20)
FTM	Season	3 vs Houston (11/12/22)
	Career	6 at Midwestern St.(12/4/20)
FTA	Season	4 vs Houston (11/12/22)
	Career	8 at Midwestern St.(12/4/20)
Rebounds	Season	4 vs. S. Carolina St. (12/29/22)
	Career	7 at San Diego St. (2/5/21)
Assists	Season	2 vs. S. Carolina St. (12/29/22)
	Career	Same
Blocks	Season	1 - done three times
	Career	Same
Steals	Season	1 - done three times
	Career	2 at Utah State (2/28/21)
Turnovers	Season	0 - done 10 times
	Career	0 - done 31 times
Min. Played	Season	19 vs. Western N.M. (11/22/22)
	Career	20 vs Lamar (11/9/21)

GAME-BY-GAME STATISTICS

Opponent	Date	GS	MIN	Total		3-Pointers		Free throws		Rebounds				PF	A	TO	BLK	STL	PTS	AVG
				FG-FGA	PCT	3FG-3FGA	PCT	FT-FTA	PCT	OFF	DEF	TOT	AVG							
at Southern Utah	11/07/2022		06:05	1-2	.500	0-0	.000	0-0	.000	2	1	3	3.0	0	1	2	0	1	2	2.0
Houston	11/12/2022		15:52	2-6	.333	0-2	.000	3-4	.750	2	1	3	3.0	0	0	3	1	0	7	4.5
at New Mexico St.	11/15/2022		01:39	0-1	.000	0-0	.000	0-0	.000	2	0	2	2.7	1	0	1	0	0	0	3.0
Arizona St.	11/20/2022		04:51	0-0	.000	0-0	.000	0-0	.000	0	0	0	2.0	0	0	0	0	0	0	2.3
Western N.M.	11/22/2022		19:17	1-3	.333	0-1	.000	0-0	.000	1	1	2	2.0	1	1	2	1	1	2	2.2
at Tex. A&M-Commerce	11/26/2022		02:07	0-1	.000	0-0	.000	0-0	.000	1	0	1	1.8	0	0	0	0	0	0	1.8
at Nicholls	11/29/2022		07:34	0-1	.000	0-0	.000	0-0	.000	1	0	1	1.7	0	0	0	0	0	0	1.6
Abilene Christian	12/07/2022		02:18	0-1	.000	0-0	.000	0-0	.000	0	0	0	1.5	0	0	0	0	0	0	1.4
vs Mississippi St.	12/21/2022		01:43	0-0	.000	0-0	.000	0-0	.000	0	0	0	1.3	0	0	1	0	0	0	1.2
South Carolina St.	12/29/2022		12:23	2-4	.500	0-0	.000	0-2	.000	1	3	4	1.6	1	2	0	1	1	4	1.5
at Wyoming	01/05/2023		02:15	0-0	.000	0-0	.000	0-0	.000	0	0	0	1.5	0	0	0	0	0	0	1.4
at Colorado St.	01/07/2023		01:12	0-0	.000	0-0	.000	0-0	.000	0	0	0	1.3	0	0	0	0	0	0	1.3
Nevada	01/11/2023		04:26	1-1	1.000	0-0	.000	0-0	.000	0	0	0	1.2	1	0	0	0	0	2	1.3
at UNLV	01/14/2023		08:25	1-2	.500	1-1	1.000	0-0	.000	0	1	1	1.2	0	0	0	0	0	3	1.4
at Utah St.	01/28/2023		06:56	1-2	.500	0-0	.000	2-2	1.000	1	1	2	1.3	0	0	1	0	0	4	1.6
UNLV	02/02/2023		02:16	0-0	.000	0-0	.000	0-0	.000	0	0	0	1.2	0	0	0	0	0	0	1.5
Totals			0 99:20	9-24	.375	1-4	.250	5-8	.625	11	8	19	1.2	4	4	10	3	3	24	1.5

CAREER STATISTICS

				Field Goals		3-Point		F-Throws		Rebounds				Scoring						
SEASON	TEAM	GP-GS	MIN/AVG	FG-FGA	FG%	3FG-3FGA	3FG%	FT-FTA	FT%	OFF	DEF	TOT	AVG	PF-FO	A	TO	BLK	STL	PTS	AVG
2020-21	UNM	16-0	118/7.4	5-20	.250	2-12	.167	13-20	.650	10	19	29	1.8	13-0	4	4	0	2	25	1.6
2021-22	UNM	27-1	190/7.0	16-31	.516	3-7	.429	6-10	.600	13	19	32	1.2	17-0	6	9	0	4	41	1.5
2022-23	UNM	16-0	99/6.2	9-24	.375	1-4	.250	5-8	.625	11	8	19	1.2	4-0	4	10	3	3	24	1.5
TOTAL		59-1	407/6.9	30-75	.400	6-23	.261	24-38	.632	34	46	80	1.4	34-0	14	23	3	9	90	1.5

#12

ANIYAH AUGMON

G | 5-8 | SO | San José, Calif. (Woodside Priory School)



PPG	FG %	3PT %	FT %	RPG	APG	SPG	BPG	MPG
6.4	.465	.360	.684	4.3	1.9	0.6	0.1	19.8

NOTEWORTHY

- » Recorded career-high 5 assists against Old Dominion and matched it at Wyoming
- » Scored in double figures in 5 of last 7 games
- » Career-high 18 points against UNLV after having a then-career-high 11 against Nevada
- » Perfect 3-3 from three at UNLV, perfect 6-6 from free-throw line against Boise State
- » First career double-double at UNLV with a team-high 18 points and team-high 10 rebounds. Second came at Utah State with 12 points and career-high 13 rebounds
- » 10 or more rebounds in 3 of the last 6 games
- » Played in 33 games with 1 start (at Houston) as a freshman
- » Averaged 14.0 points, 7.0 rebounds, 4.0 assists and 3.0 steals throughout her high school career
- » Helped lead her teams to three CCS Championships (2017, 2018, 2019)
- » First team all-league in 2019, honorable mention in 2018 and second team all-league in 2017
- » Attended the Adidas All-American Camp
- » Competed for Peninsula Basketball Club where she averaged 15.0 points, 7.0 rebounds, 4.0 assists and 3.0 steals.

Augmon's Top Performances

Points	Season	18 at UNLV (1/14/23)
	Career	Same
FGM	Season	5 at UNLV (1/14/23)
	Career	Same
FGA	Season	13 vs Colorado State (1/27/23)
	Career	Same
3PT FGM	Season	3 at UNLV (1/14/23)
	Career	Same
3PT FGA	Season	4 vs Colorado State (1/27/23)
	Career	Same
FTM	Season	6 vs Boise State (1/21/23)
	Career	Same
FTA	Season	6 - done twice
	Career	Same
Rebounds	Season	13 at Utah State (1/28/23)
	Career	Same
Assists	Season	5 - done twice
	Career	Same
Blocks	Season	1 - done twice
	Career	1 - done three times
Steals	Season	2 - done twice
	Career	3 - done four times
Turnovers	Season	0 - done twice
	Career	0 - done 14 times
Min. Played	Season	29 vs Boise State (1/21/23)
	Career	Same

GAME-BY-GAME STATISTICS

Opponent	Date	GS	MIN	Total		3-Pointers		Free throws		Rebounds				PF	A	TO	BLK	STL	PTS	AVG
				FG-FGA	PCT	3FG-3FGA	PCT	FT-FTA	PCT	OFF	DEF	TOT	AVG							
at Southern Utah	11/07/2022		04:59	0-0	.000	0-0	.000	0-0	.000	0	0	0	0.0	1	0	1	0	0	0	0.0
Houston	11/12/2022		16:04	2-6	.333	1-3	.333	0-0	.000	2	6	8	4.0	3	0	2	0	0	5	2.5
at New Mexico St.	11/15/2022		22:53	1-3	.333	0-1	.000	0-0	.000	0	0	0	2.7	4	0	0	0	0	2	2.3
at Nicholls	11/29/2022		14:38	1-2	.500	0-0	.000	0-0	.000	1	1	2	2.5	0	1	1	0	0	2	2.3
Arizona	12/04/2022		24:49	4-5	.800	0-0	.000	0-0	.000	0	0	0	2.0	2	3	5	0	1	8	3.4
Abilene Christian	12/07/2022		18:05	1-2	.500	0-0	.000	0-0	.000	1	0	1	1.8	3	3	1	0	0	2	3.2
New Mexico St.	12/11/2022		19:04	1-3	.333	0-0	.000	3-6	.500	2	2	4	2.1	4	3	5	0	0	5	3.4
vs Old Dominion	12/20/2022		26:00	2-5	.400	0-1	.000	0-0	.000	2	4	6	2.6	3	5	3	0	2	4	3.5
vs Mississippi St.	12/21/2022		16:03	2-4	.500	1-2	.500	1-3	.333	1	3	4	2.8	3	0	2	0	0	6	3.8
South Carolina St.	12/29/2022		09:04	0-1	.000	0-1	.000	0-2	.000	1	1	2	2.7	0	0	2	0	0	0	3.4
Air Force	01/01/2023		21:12	2-5	.400	0-2	.000	1-2	.500	2	1	3	2.7	1	1	1	1	1	5	3.5
at Wyoming	01/05/2023		20:20	2-4	.500	0-0	.000	0-0	.000	0	1	1	2.6	1	5	1	0	1	4	3.6
at Colorado St.	01/07/2023		19:12	3-9	.333	1-3	.333	2-2	1.000	1	5	6	2.8	0	1	3	0	1	9	4.0
Nevada	01/11/2023		19:32	4-5	.800	1-2	.500	2-3	.667	0	4	4	2.9	1	2	0	0	1	11	4.5
at UNLV	01/14/2023		28:04	5-8	.625	3-3	1.000	5-5	1.000	4	6	10	3.4	1	1	4	0	1	18	5.4
at San Diego St.	01/19/2023		17:59	3-3	1.000	1-1	1.000	0-0	.000	0	1	1	3.3	3	1	1	0	1	7	5.5
Boise St.	01/21/2023		29:50	2-6	.333	0-0	.000	6-6	1.000	4	1	5	3.4	2	3	1	1	0	10	5.8
Colorado St.	01/26/2023		21:35	3-13	.231	0-4	.000	1-2	.500	2	8	10	3.7	1	3	1	0	2	7	5.8
at Utah St.	01/28/2023		25:28	4-7	.571	0-0	.000	4-5	.800	6	7	13	4.2	2	4	1	0	0	12	6.2
UNLV	02/02/2023		21:49	4-8	.500	1-2	.500	1-2	.500	4	1	5	4.3	5	1	2	0	0	10	6.4
Totals		0	396:40	46-99	.465	9-25	.360	26-38	.684	33	52	85	4.3	40	37	37	2	11	127	6.4

CAREER STATISTICS

				Field Goals		3-Point		F-Throws		Rebounds				Scoring						
SEASON	TEAM	GP-GS	MIN/AVG	FG-FGA	FG%	3FG-3FGA	3FG%	FT-FTA	FT%	OFF	DEF	TOT	AVG	PF-FO	A	TO	BLK	STL	PTS	AVG
2021-22	UNM	33-1	312/9.5	15-35	.429	1-9	.111	15-23	.652	17	46	63	1.9	31-0	21	27	1	24	46	1.4
2022-23	UNM	20-0	397/19.8	46-99	.465	9-25	.360	26-38	.684	33	52	85	4.3	40-1	37	37	2	11	127	6.4
TOTAL		53-1	709/13.4	61-134	.455	10-34	.294	41-61	.672	50	98	148	2.8	71-1	58	64	3	35	173	3.3



#13

SHAIQUEL McGRUDER

F | 6-0 | SR | Trotwood, Ohio (Trotwood-Madison HS)



PPG	FG %	3PT %	FT %	RPG	APG	SPG	BPG	MPG
14.1	.578	.219	.671	7.5	1.1	1.9	2.2	31.9

NOTEWORTHY

» Scored in double figures in 17 games this season with 6 double-doubles: against Arizona State (24 pts, 10 reb.), Nicholls (15 pts, 14 reb.), ACU (23 pts, 13 reb.) Air Force (21 pts, 13 reb.), San Diego State (15 pts, 10 reb) and Boise State (25 pts, 14 reb.)
 » At least 1 steal and 1 block in 14 games this season. 13 games with multiple blocks, 13 games with multiple steals. 5 games with 4 or more steals, 12 games with 3 or more blocks. At least 1 block in 17 games, at least 1 steal in 18 games.
 » 7 games scoring 20+ points, 4 games of 20+ points & 10+ reb.
 » Named to the MW Preseason All-Conference Team
 » Named to Becky Hammon Mid-Major Player of the Year Award Preseason Watch List

» Seven games with 20-plus points, one game with 30 points last season.
 » 25 games in double figures, including all but 4 times in conference games last season.
 » Nine games with 10-or-more rebounds, seven double-doubles on the season (Houston Baptist, Grambling, UTEP, UNLV, Colorado State, Utah State, San Diego)
 » Multiple steals in 20 games, multiple blocks in 12 games last season with 5 blocks vs. UTEP and at San Diego State and six steals against GCU
 » Led the MW in FG % in overall games and in MW games, 6th in the NCAA
 » .608 field-goal percentage last season is the second best in a single season in program history

» Named to MW All-Defensive Team last season
 » 2021-22 Mountain West All-Conference and All-Defensive Team
 » MW Player of the Week Dec. 20, 2021, Dec. 12, 2022 & Jan. 1, 2023

McGruder's Top Performances

Points	Season	25 vs Boise State (1/21/23)
	Career	30 vs Prairie View (11/16/21)
FGM	Season	10 - done three times
	Career	13 vs Prairie View (11/16/21)
FGA	Season	18 at Wyoming (1/5/23)
	Career	18 - done twice
3PT FGM	Season	2 at Wyoming (1/5/23)
	Career	3 at Wyoming (1/13/22)
3PT FGA	Season	9 at Wyoming (1/5/23)
	Career	Same
FTM	Season	9 vs Boise State (1/21/23)
	Career	Same
FTA	Season	11 vs Boise State (1/21/23)
	Career	Same
Rebounds	Season	14 - done twice
	Career	17 vs. Nevada (3/1/20)
Assists	Season	3 - done twice
	Career	4 - done three times
Blocks	Season	5 - done three times
	Career	5 - done six times
Steals	Season	5 at Southern Utah (11/7/22)
	Career	8 vs. West Virginia (11/29/19)
Turnovers	Season	0 - done seven times
	Career	0 - done 54 times
Min. Played	Season	40 vs Colorado State (1/27/23)
	Career	Same

GAME-BY-GAME STATISTICS

Opponent	Date	GS	MIN	Total		3-Pointers		Free throws		Rebounds			PF	A	TO	BLK	STL	PTS	AVG		
				FG-FGA	PCT	3FG-3FGA	PCT	FT-FTA	PCT	OFF	DEF	TOT	AVG								
at Southern Utah	11/07/2022	*	31:38	6-10	.600	0-1	.000	1-2	.500	2	3	5	5.0	4	1	3	1	5	13	13.0	
Houston	11/12/2022	*	28:28	5-8	.625	0-1	.000	1-2	.500	1	7	8	6.5	2	1	2	1	3	11	12.0	
at New Mexico St.	11/15/2022	*	38:14	5-9	.556	0-1	.000	1-1	1.000	0	8	8	7.0	3	0	3	2	11	11.1		
Arizona St.	11/20/2022	*	35:58	10-14	.714	0-1	.000	4-6	.667	7	3	10	7.8	4	2	5	3	2	24	14.8	
Western N.M.	11/22/2022	*	23:55	6-9	.667	0-0	.000	2-2	1.000	4	3	7	7.6	1	3	0	5	4	14	14.6	
at Tex. A&M-Commerce	11/26/2022	*	25:35	4-8	.500	1-2	.500	1-2	.500	1	6	7	7.5	3	1	0	4	1	10	13.8	
at Nicholls	11/29/2022	*	31:27	7-11	.636	0-0	.000	1-2	.500	6	8	14	8.4	2	1	1	3	0	15	14.0	
Arizona	12/04/2022	*	35:06	3-6	.500	0-0	.000	0-0	.000	1	8	9	8.5	0	1	2	3	0	6	13.0	
Abilene Christian	12/07/2022	*	37:42	9-9	1.000	0-0	.000	5-9	.556	3	10	13	9.0	0	0	0	5	4	23	14.1	
New Mexico St.	12/11/2022	*	35:08	6-9	.667	1-2	.500	3-6	.500	0	3	3	8.4	3	0	2	1	2	16	14.3	
vs Old Dominion	12/20/2022	*	35:53	7-10	.700	0-1	.000	2-2	1.000	2	3	5	8.1	1	3	3	1	4	16	14.5	
vs Mississippi St.	12/21/2022	*	33:41	3-8	.375	1-3	.333	2-2	1.000	4	1	5	7.8	3	1	1	3	4	9	14.0	
South Carolina St.	12/29/2022	*	23:16	10-12	.833	0-0	.000	3-3	1.000	3	5	8	7.8	0	1	0	3	2	23	14.7	
Air Force	01/01/2023	*	37:35	10-14	.714	0-0	.000	1-5	.200	4	9	13	8.2	0	1	1	4	2	21	15.1	
at Wyoming	01/05/2023	*	32:43	9-18	.500	2-9	.222	2-2	1.000	1	1	2	7.8	0	1	0	5	3	22	15.6	
at Colorado St.	01/07/2023	*	39:29	3-16	.188	0-3	.000	5-6	.833	3	6	9	7.9	1	1	1	0	0	11	15.3	
Nevada	01/11/2023	*	23:21	4-6	.667	0-0	.000	0-0	.000	2	7	9	7.9	2	2	0	3	0	8	14.9	
at UNLV	01/14/2023	*	28:24	0-4	.000	0-1	.000	0-0	.000	0	0	0	7.5	2	1	0	0	0	0	14.1	
at San Diego St.	01/19/2023	*	35:41	6-10	.600	1-2	.500	2-4	.500	3	7	10	7.6	3	2	1	0	1	15	14.1	
Boise St.	01/21/2023	*	36:26	8-15	.533	0-0	.000	9-11	.818	6	8	14	8.0	3	1	2	2	1	25	14.7	
Colorado St.	01/26/2023	*	40:00	9-15	.600	1-3	.333	4-6	.667	3	6	9	8.0	1	0	2	0	1	23	15.0	
at Utah St.	01/28/2023	*	24:35	4-6	.667	0-0	.000	0-0	.000	0	3	3	7.8	1	0	1	0	1	8	14.7	
UNLV	02/02/2023	*	19:24	0-5	.000	0-2	.000	0-0	.000	1	1	2	7.5	1	2	1	0	2	0	14.1	
Totals			23	733:38	134-232	.578	7-32	.219	49-73	.671	57	116	173	7.5	40	26	31	50	44	324	14.1

CAREER STATISTICS

				Field Goals		3-Point		F-Throws		Rebounds								Scoring		
SEASON	TEAM	GP-GS	MIN/AVG	FG-FGA	FG%	3FG-3FGA	3FG%	FT-FTA	FT%	OFF	DEF	TOT	AVG	PF-FO	A	TO	BLK	STL	PTS	AVG
2018-19	UNM	26-0	212/8.1	33-58	.569	0-0	.000	7-18	.389	32	39	71	2.7	17-0	3	7	14	24	73	2.8
2019-20	UNM	31-8	558/18.0	97-163	.595	1-10	.100	20-27	.741	66	108	174	5.6	44-0	8	29	26	38	215	6.9
2020-21	UNM	20-20	471/23.6	80-132	.606	7-19	.368	15-22	.682	42	77	119	6.0	40-0	15	30	23	30	182	9.1
2021-22	UNM	36-34	950/26.4	219-360	.608	13-45	.289	61-80	.763	100	158	258	7.2	79-0	32	50	49	66	512	14.2
2022-23	UNM	23-23	734/31.9	134-232	.578	7-32	.219	49-73	.671	57	116	173	7.5	40-0	26	31	50	44	324	14.1
TOTAL		136-85	2924/21.5	563-945	.596	28-106	.264	152-220	.691	297	498	795	5.8	220-0	84	147	162	202	1306	9.6

#14

HULDA JOAQUIM

F | 6-1 | JR | Maputo, Mozambique (Seward County CC)



PPG	FG %	3PT %	FT %	RPG	APG	SPG	BPG	MPG
2.2	.429	.250	.750	1.5	0.2	0.4	0.4	6.6

NOTEWORTHY

- » Appeared in 31 games with 27 starts and averaged 20.7 minutes per game, 6.9 rebounds per game, 6.0 points per game and 1.3 steals per game her sophomore year
- » Recorded double-digits in 7 games and double-digit rebounds in 9 games
- » Appeared in 23 games with six starts and averaged 4.8 points per game, 4.4 rebounds per game and recorded 30 steals and six blocks her freshman year
- » Shot 36.7 percent from three-point range (11-30) and 40.6 from the floor (41-101) and scored in double figures in 3 games

Joaquim's Top Performances

Points	Season	9 vs. Western N.M. (11/22/22)
	Career	18 vs Garden City CC (12/8/21)
FGM	Season	4 vs. Western N.M. (11/22/22)
	Career	6 - done three times
FGA	Season	9 vs. Western N.M. (11/22/22)
	Career	13 vs Barton CC (2/14/22)
3PT FGM	Season	1 vs. Western N.M. (11/22/22)
	Career	3 vs Garden City CC (12/8/21)
3PT FGA	Season	1 - done three times
	Career	5 vs Garden City CC (12/8/21)
FTM	Season	2 vs. S. Carolina St. (12/29/22)
	Career	5 vs Barton CC (2/14/22)
FTA	Season	2 - done twice
	Career	6 - done four times
Rebounds	Season	6 vs. Western N.M. (11/22/22)
	Career	14 vs Hutchinson CC (1/8/22)
Assists	Season	1 vs. Western N.M. (11/22/22)
	Career	4 vs Cloud County CC (12/1/21)
Blocks	Season	2 vs. Western N.M. (11/22/22)
	Career	4 vs Coffeyville CC (1/31/22)
Steals	Season	3 vs. Western N.M. (11/22/22)
	Career	4 - done twice
Turnovers	Season	0 - done five times
	Career	0 - done 17 times
Min. Played	Season	18 vs. Western N.M. (11/22/22)
	Career	36 vs Barton CC (2/14/22)

GAME-BY-GAME STATISTICS

Opponent	Date	GS	MIN	Total		3-Pointers		Free throws		Rebounds				PF				TO				PTS		AVG
				FG-FGA	PCT	3FG-3FGA	PCT	FT-FTA	PCT	OFF	DEF	TOT	AVG	A	TO	BLK	STL	PTS	AVG					
at Southern Utah	11/07/2022		02:25	0-1	.000	0-1	.000	0-0	.000	0	1	1	1.0	0	0	0	1	0	0	0	0.0			
at New Mexico St.	11/15/2022		00:35	0-0	.000	0-0	.000	0-0	.000	0	0	0	0.5	0	0	0	0	0	0	0	0.0			
Western N.M.	11/22/2022		18:43	4-9	.444	1-1	1.000	0-0	.000	5	1	6	2.3	0	1	0	2	3	9	3.0				
at Tex. A&M-Commerce	11/26/2022		09:45	3-4	.750	0-0	.000	0-0	.000	1	0	1	2.0	1	0	1	0	0	6	3.8				
South Carolina St.	12/29/2022		12:48	1-4	.250	0-1	.000	2-2	1.000	2	1	3	2.2	0	0	0	1	0	4	3.8				
at Wyoming	01/05/2023		01:05	0-0	.000	0-0	.000	0-0	.000	0	1	1	2.0	0	0	0	0	0	0	3.2				
Nevada	01/11/2023		08:12	1-2	.500	0-1	.000	0-0	.000	0	3	3	2.1	1	0	2	0	0	2	3.0				
at UNLV	01/14/2023		04:56	0-0	.000	0-0	.000	1-2	.500	0	0	0	1.9	0	0	0	0	1	1	2.8				
at Utah St.	01/28/2023		05:20	0-1	.000	0-0	.000	0-0	.000	0	0	0	1.7	0	0	0	0	0	0	2.4				
UNLV	02/02/2023		02:16	0-0	.000	0-0	.000	0-0	.000	0	0	0	1.5	0	1	0	0	0	0	2.2				
Totals		0	66:05	9-21	.429	1-4	.250	3-4	.750	8	7	15	1.5	2	2	3	4	4	22	2.2				

CAREER STATISTICS

				Field Goals		3-Point		F-Throws		Rebounds								Scoring		
SEASON	TEAM	GP-GS	MIN/AVG	FG-FGA	FG%	3FG-3FGA	3FG%	FT-FTA	FT%	OFF	DEF	TOT	AVG	PF-FO	A	TO	BLK	STL	PTS	AVG
2022-23	UNM	10-0	66/6.6	9-21	.429	1-4	.250	3-4	.750	8	7	15	1.5	2-0	2	3	4	4	22	2.2
TOTAL		10-0	66/6.6	9-21	.429	1-4	.250	3-4	.750	8	7	15	1.5	2-0	2	3	4	4	22	2.2



#15

JAELYN BATES

PG | 5-7 | FR | Albuquerque, N.M. (Volcano Vista HS)



PPG	FG %	3PT %	FT %	RPG	APG	SPG	BPG	MPG
3.5	.400	.313	.286	1.3	1.6	0.5	0.1	10.9

NOTEWORTHY

- » Scored in double figures in 3 games
- » Perfect 4-4 from 3 against S. Carolina State
- » 6 games with multiple assists, 7 games with at least 1 steal

» Won back-to-back District 1-5A championships and won the 2019 and 2020 1-5A District tournament

» Named first team all-district, first team all-metro, second team all-state, was named the District Tournament Player of the Game, District 1-5A Player of the Year and was named the Volcano Vista Winter Sports Female Athlete of the Year in 2019

Bates' Top Performances

Points	Season	16 vs. S. Carolina St. (12/29/22)
	Career	Same
FGM	Season	6 vs. S. Carolina St. (12/29/22)
	Career	Same
FGA	Season	15 at Southern Utah (11/7/22)
	Career	Same
3PT FGM	Season	4 vs. S. Carolina St. (12/29/22)
	Career	Same
3PT FGA	Season	9 at Southern Utah (11/7/22)
	Career	Same
FTM	Season	1 - done twice
	Career	Same
FTA	Season	2 - done three times
	Career	Same
Rebounds	Season	5 vs. Western N.M. (11/22/22)
	Career	Same
Assists	Season	8 vs. Western N.M. (11/22/22)
	Career	Same
Blocks	Season	1 vs. Nevada (11/23)
	Career	Same
Steals	Season	2 vs. Western N.M. (11/22/22)
	Career	Same
Turnovers	Season	0 - done six times
	Career	Same
Min. Played	Season	33 vs. Western N.M. (11/22/22)
	Career	Same

GAME-BY-GAME STATISTICS

Opponent	Date	GS	MIN	Total FG-FGA	PCT	3-Pointers 3FG-3FGA	PCT	Free throws FT-FTA	PCT	Rebounds OFF DEF TOT AVG	PF	A	TO	BLK	STL	PTS	AVG
at Southern Utah	11/07/2022		25:38	5-15	.333	2-9	.222	1-1	1.000	0 3 3 3.0	1	4	2	0	1	13	13.0
Houston	11/12/2022		13:30	0-2	.000	0-1	.000	0-2	.000	0 1 1 2.0	1	2	2	0	1	0	6.5
at New Mexico St.	11/15/2022		14:16	2-3	.667	1-2	.500	0-0	.000	0 0 0 1.3	0	0	2	0	1	5	6.0
Arizona St.	11/20/2022		02:46	0-1	.000	0-1	.000	0-0	.000	0 0 0 1.0	1	0	0	0	0	0	4.5
Western N.M.	11/22/2022	*	33:15	5-12	.417	1-5	.200	0-0	.000	0 5 5 1.8	4	8	4	0	2	11	5.8
at Tex. A&M-Commerce	11/26/2022		08:09	0-2	.000	0-0	.000	0-0	.000	0 1 1 1.7	2	2	2	0	1	0	4.8
vs Mississippi St.	12/21/2022		01:43	0-1	.000	0-1	.000	0-0	.000	0 0 0 1.4	0	0	1	0	0	0	4.1
South Carolina St.	12/29/2022		16:03	6-7	.857	4-4	1.000	0-0	.000	1 2 3 1.6	1	2	2	0	1	16	5.6
at Wyoming	01/05/2023		16:48	2-4	.500	0-2	.000	0-0	.000	0 2 2 1.7	1	3	0	0	1	4	5.4
at Colorado St.	01/07/2023		01:21	0-0	.000	0-0	.000	0-0	.000	0 0 0 1.5	1	0	0	0	0	0	4.9
Nevada	01/11/2023		14:38	1-2	.500	1-2	.500	0-0	.000	0 1 1 1.5	0	1	3	1	0	3	4.7
at UNLV	01/14/2023		09:41	1-2	.500	1-2	.500	1-2	.500	0 3 3 1.6	1	1	1	0	0	4	4.7
at San Diego St.	01/19/2023		00:32	0-0	.000	0-0	.000	0-0	.000	0 0 0 1.5	0	0	0	0	0	0	4.3
Colorado St.	01/26/2023		02:13	0-1	.000	0-1	.000	0-0	.000	0 1 1 1.4	0	0	0	0	0	0	4.0
at Utah St.	01/28/2023		10:00	0-2	.000	0-1	.000	0-0	.000	0 0 0 1.3	1	3	0	0	0	0	3.7
UNLV	02/02/2023		04:08	0-1	.000	0-1	.000	0-2	.000	0 0 0 1.3	0	0	1	0	0	0	3.5
Totals		1	174:41	22-55	.400	10-32	.313	2-7	.286	1 19 20 1.3	14	26	20	1	8	56	3.5

CAREER STATISTICS

SEASON	TEAM	GP-GS	MIN/AVG	Field Goals FG-FGA FG%	3-Point 3FG-3FGA 3FG%	F-Throws FT-FTA FT%	Rebounds OFF DEF TOT AVG	PF-FO	A	TO	BLK	STL	PTS	AVG
2022-23	UNM	16-1	175/10.9	22-55 .400	10-32 .313	2-7 .286	1 19 20 1.3	14-0	26	20	1	8	56	3.5
TOTAL		16-1	175/10.9	22-55 .400	10-32 .313	2-7 .286	1 19 20 1.3	14-0	26	20	1	8	56	3.5

#21

MACKENZIE CURTIS

G | 5-9 | SO | Lakeside, Calif. (El Capitan HS)



PPG	FG %	3PT %	FT %	RPG	APG	SPG	BPG	MPG
--	--	--	--	--	--	--	--	--

NOTEWORTHY

REDSHIRTING

- » Finished in double figures in first college appearance
- » Averaged 22.2 points, 9.5 rebounds, 3.3 assists, 3.5 steals and 1.0 blocks per game
- » Four-time team MVP, three-time league MVP, four-time San Diego Union Tribune Scholar-Athlete
- » Named First-Team All-CIF in 2020 and Second Team All-CIF in 2019
- » No. 1 scorer in San Diego for two years and No. 3 in California for scoring in the class of 2021

Curtis' Top Performances

Points	Season	
	Career	12 vs Northern N.M. (11/12/21)
FGM	Season	
	Career	3 vs Northern N.M. (11/12/21)
FGA	Season	
	Career	10 vs Northern N.M. (11/12/21)
3PT FGM	Season	
	Career	3 vs Northern N.M. (11/12/21)
3PT FGA	Season	
	Career	7 vs Northern N.M. (11/12/21)
FTM	Season	
	Career	3 vs Northern N.M. (11/12/21)
FTA	Season	
	Career	4 vs Northern N.M. (11/12/21)
Rebounds	Season	
	Career	3 - done twice
Assists	Season	
	Career	2 vs Northern N.M. (11/12/21)
Blocks	Season	
	Career	
Steals	Season	
	Career	1 at Utah State (1/6/22)
Turnovers	Season	
	Career	0 - done 12 times
Min. Played	Season	
	Career	19 vs Northern N.M. (11/12/21)

GAME-BY-GAME STATISTICS

CAREER STATISTICS

SEASON	TEAM	GP-GS	MIN/AVG	Field Goals		3-Point		F-Throws		Rebounds				Scoring					
				FG-FGA	FG%	3FG-3FGA	3FG%	FT-FTA	FT%	OFF	DEF	TOT	AVG	PF-FO	A	TO	BLK	STL	PTS
2021-22	UNM	21-0	123/5.9	7-36	.194	5-25	.200	5-6	.833	1	9	10	0.5	16-0	6	7	0	1	24
TOTAL		21-0	123/5.9	7-36	.194	5-25	.200	5-6	.833	1	9	10	0.5	16-0	6	7	0	1	24



#24

NIA JOHNSON

G | 5-8 | SR | Sacramento, Calif. (UNLV)



PPG	FG %	3PT %	FT %	RPG	APG	SPG	BPG	MPG
4.2	.344	.095	.778	1.2	0.8	0.4	0.1	11.7

NOTEWORTHY

- » Named Mountain West All-Conference in 2020-21
- » In conference games, averaged 13.6 points per game with three, 20-point games, and made 34 three-pointers (1.9 three-pointers per game) as a junior
- » Averaged 12.1 points per game and recorded 16 double-digit scoring games
- » Started all 24 games as a junior.
- » Father (Leland Johnson) played basketball at Florida International from 1994-96

Johnson's Top Performances

Points	Season	18 vs. Western N.M. (11/22/22)
	Career	28 - done twice
FGM	Season	7 vs. Western N.M. (11/22/22)
	Career	10 vs. Nevada (1/30/21)
FGA	Season	15 vs. Western N.M. (11/22/22)
	Career	22 at San Diego St. (2/15/21)
3PT FGM	Season	1 - done twice
	Career	6 - done twice
3PT FGA	Season	5 vs. Western N.M. (11/22/22)
	Career	11 vs. Nevada (1/30/21)
FTM	Season	5 vs. Arizona (12/4/22)
	Career	8 vs. Pacific (12/20/20)
FTA	Season	5 - done twice
	Career	10 vs. Pacific (12/20/20)
Rebounds	Season	4 vs. S. Carolina St. (12/29/22)
	Career	12 vs. Pacific (12/20/20)
Assists	Season	3 vs. S. Carolina St. (12/29/22)
	Career	5 at Cal St. Fullerton (12/1/18)
Blocks	Season	1 - done twice
	Career	1 - done five times
Steals	Season	3 vs. Western N.M. (11/22/22)
	Career	4 vs. Westcliff (11/26/18)
Turnovers	Season	0 - done six times
	Career	0 - done 28 times
Min. Played	Season	29 vs. Western N.M. (11/22/22)
	Career	46 vs. Pacific (12/20/20)

GAME-BY-GAME STATISTICS

Opponent	Date	GS	MIN	Total		3-Pointers		Free throws		Rebounds				PF	A	TO	BLK	STL	PTS	AVG
				FG-FGA	PCT	3FG-3FGA	PCT	FT-FTA	PCT	OFF	DEF	TOT	AVG							
at Southern Utah	11/07/2022		03:36	1-2	.500	0-0	.000	0-1	.000	0	0	0	0.0	1	0	0	0	0	2	2.0
Houston	11/12/2022		10:58	2-5	.400	0-2	.000	2-2	1.000	0	3	3	1.5	0	1	0	0	0	6	4.0
at New Mexico St.	11/15/2022		15:06	2-4	.500	0-1	.000	2-2	1.000	1	2	3	2.0	2	0	3	0	2	6	4.7
Arizona St.	11/20/2022		17:33	2-4	.500	0-2	.000	2-4	.500	0	2	2	2.0	2	1	1	0	1	6	5.0
Western N.M.	11/22/2022		29:57	7-15	.467	1-5	.200	3-5	.600	0	1	1	1.8	1	1	1	1	3	18	7.6
at Tex. A&M-Commerce	11/26/2022		13:40	3-5	.600	0-0	.000	0-0	.000	0	1	1	1.7	2	2	2	0	1	6	7.3
at Nicholls	11/29/2022		11:20	2-6	.333	1-2	.500	0-0	.000	0	0	0	1.4	1	0	0	0	0	5	7.0
Arizona	12/04/2022		16:19	1-5	.200	0-1	.000	5-5	1.000	0	2	2	1.5	0	1	2	0	0	7	7.0
Abilene Christian	12/07/2022		08:00	0-3	.000	0-1	.000	3-4	.750	0	0	0	1.3	1	0	0	1	0	3	6.6
New Mexico St.	12/11/2022		07:01	0-1	.000	0-1	.000	2-2	1.000	0	0	0	1.2	0	1	1	0	0	2	6.1
vs Old Dominion	12/20/2022		05:15	1-1	1.000	0-0	.000	0-0	.000	0	0	0	1.1	0	0	1	0	0	2	5.7
vs Mississippi St.	12/21/2022		16:03	0-6	.000	0-4	.000	0-0	.000	1	2	3	1.3	1	1	3	0	0	0	5.3
South Carolina St.	12/29/2022		16:44	1-4	.250	0-2	.000	2-2	1.000	0	4	4	1.5	2	3	2	0	0	4	5.2
at Wyoming	01/05/2023		02:14	0-0	.000	0-0	.000	0-0	.000	0	0	0	1.4	2	0	1	0	0	0	4.8
Nevada	01/11/2023		08:12	0-3	.000	0-0	.000	0-0	.000	0	0	0	1.3	0	1	0	0	0	0	4.5
Colorado St.	01/26/2023		04:27	0-0	.000	0-0	.000	0-0	.000	0	0	0	1.2	1	0	0	0	0	0	4.2
Totals		0	186:24	22-64	.344	2-21	.095	21-27	.778	2	17	19	1.2	16	12	17	2	7	67	4.2

CAREER STATISTICS

SEASON	TEAM	GP-GS	MIN/AVG	Field Goals		3-Point		F-Throws		Rebounds				Scoring						
				FG-FGA	FG%	3FG-3FGA	3FG%	FT-FTA	FT%	OFF	DEF	TOT	AVG	PF-FO	A	TO	BLK	STL	PTS	AVG
2018-19	CSUB	28-1	251/9.0	18-66	.273	8-36	.222	10-18	.556	13	19	32	1.1	29-0	20	17	1	13	54	1.9
2020-21	UNLV	24-24	646/26.9	97-293	.331	40-122	.328	56-73	.767	24	82	106	4.4	53-1	40	45	2	28	290	12.1
2022-23	UNM	16-0	186/11.7	22-64	.344	2-21	.095	21-27	.778	2	17	19	1.2	16-0	12	17	2	7	67	4.2
TOTAL FOR UNM		16-0	186/11.7	22-64	.344	2-21	.095	21-27	.778	2	17	19	1.2	16-0	12	17	2	7	67	4.2
TOTAL		68-25	1084/15.9	137-423	.324	50-179	.279	87-118	.737	39	118	157	2.3	98-1	72	79	5	48	411	6.0

#30

PAULA REUS

F | 6-1 | SO | Palma de Mallorca, Spain (IES Joaquim Blume)



PPG	FG %	3PT %	FT %	RPG	APG	SPG	BPG	MPG
8.5	.436	.347	.792	4.8	2.0	0.7	0.5	26.5

NOTEWORTHY

- » Mountain West All-Freshman Team
- » MW Freshman of the Week Jan. 24, 2022 and Feb. 21, 2022
- » First career double-double against New Mexico State (11 pts, 10 reb.)
- » 11 games scoring double-figures, including 5 of last 6, and led team in scoring in 2 games (tied for team high in 1 game)
- » 10 games with at least 1 block, 10 games with at least 1 steal, 11 games with multiple assists
- » 8 games scoring double figures last season
- » Team-high 15 points at No. 6 Arizona, making her first seven shots of the game
- » At least 1 steal in 14 games, 1 block in 10 games. Multiple steals in 5 games, multiple blocks in 4 games
- » Played on the U16 Spanish national team at the U16 FIBA 2019 European Championship, finishing third
- » Averaged 11.7 minutes, 3.5 points, 2.8 rebounds, 0.8 assists and 0.7 steals per game
- » Played for Barça CBS LF2, winning the regular season championship, and qualified for the finals

Reus' Top Performances

Points	Season	18 at Texas A&M-C (11/26/22)
	Career	19 vs. Fresno St. (1/22/22)
FGM	Season	6 - done twice
	Career	8 vs. Fresno St. (1/22/22)
FGA	Season	13 vs Arizona (12/4/22)
	Career	14 - done twice
3PT FGM	Season	5 at Texas A&M-C (11/26/22)
	Career	Same
3PT FGA	Season	8 at Texas A&M-C (11/26/22)
	Career	10 at Colorado State (1/15/22)
FTM	Season	3 - done twice
	Career	4 at UNLV (1/27/22)
FTA	Season	4 - done twice
	Career	4 - done four times
Rebounds	Season	10 - done twice
	Career	Same
Assists	Season	5 vs. Old Dominion (12/20/22)
	Career	7 at Houston (11/20/21)
Blocks	Season	3 at Texas A&M-C (11/26/22)
	Career	Same
Steals	Season	4 vs. Old Dominion (12/20/22)
	Career	4 - done twice
Turnovers	Season	0 - done twice
	Career	0 - done 10 times
Min. Played	Season	37 - done twice
	Career	Same

GAME-BY-GAME STATISTICS

Opponent	Date	GS	MIN	Total		3-Pointers		Free throws		Rebounds					PF	A	TO	BLK	STL	PTS	AVG
				FG-FGA	PCT	3FG-3FGA	PCT	FT-FTA	PCT	OFF	DEF	TOT	AVG								
at Southern Utah	11/07/2022	*	15:17	1-4	.250	1-3	.333	0-0	.000	1	1	2	2.0	2	0	0	0	1	3	3.0	
Houston	11/12/2022	*	19:55	1-3	.333	1-2	.500	0-0	.000	1	3	4	3.0	0	1	5	1	0	3	3.0	
at New Mexico St.	11/15/2022	*	20:13	2-6	.333	0-0	.000	2-3	.667	0	1	1	2.3	2	1	2	1	1	6	4.0	
Arizona St.	11/20/2022	*	18:29	2-4	.500	1-3	.333	0-0	.000	0	1	1	2.0	3	2	0	1	1	5	4.3	
Western N.M.	11/22/2022	*	26:54	2-5	.400	0-1	.000	3-3	1.000	1	3	4	2.4	3	0	2	0	0	7	4.8	
at Tex. A&M-Commerce	11/26/2022	*	32:20	5-10	.500	5-8	.625	3-4	.750	1	8	9	3.5	2	4	6	3	2	18	7.0	
at Nicholls	11/29/2022	*	21:59	3-8	.375	1-5	.200	0-0	.000	1	1	2	3.3	5	1	2	1	1	7	7.0	
Arizona	12/04/2022	*	37:42	6-13	.462	2-4	.500	0-0	.000	0	4	4	3.4	2	2	4	1	0	14	7.9	
Abilene Christian	12/07/2022	*	34:05	4-10	.400	1-3	.333	2-2	1.000	1	7	8	3.9	4	3	2	0	0	11	8.2	
New Mexico St.	12/11/2022	*	37:20	5-6	.833	0-1	.000	1-1	1.000	2	8	10	4.5	0	4	3	1	2	11	8.5	
vs Old Dominion	12/20/2022	*	33:19	4-11	.364	1-3	.333	2-4	.500	1	7	8	4.8	3	5	4	0	4	11	8.7	
vs Mississippi St.	12/21/2022	*	26:36	0-8	.000	0-4	.000	0-0	.000	2	3	5	4.8	2	2	2	0	0	0	8.0	
South Carolina St.	12/29/2022	*	23:16	5-9	.556	3-6	.500	0-0	.000	0	2	2	4.6	1	3	1	0	1	13	8.4	
Air Force	01/01/2023	*	29:22	1-4	.250	0-3	.000	2-2	1.000	0	4	4	4.6	1	4	1	0	0	4	8.1	
at Wyoming	01/05/2023	*	31:50	3-6	.500	2-5	.400	0-0	.000	0	5	5	4.6	2	0	1	0	1	8	8.1	
at Colorado St.	01/07/2023	*	30:57	4-10	.400	0-2	.000	0-0	.000	2	8	10	4.9	0	1	1	0	0	8	8.1	
Nevada	01/11/2023	*	24:51	5-8	.625	1-2	.500	0-0	.000	3	5	8	5.1	1	4	1	1	0	11	8.2	
at UNLV	01/14/2023	*	26:16	4-9	.444	1-4	.250	2-3	.667	0	3	3	5.0	2	1	3	0	1	11	8.4	
at San Diego St.	01/19/2023	*	30:28	4-10	.400	2-6	.333	0-0	.000	0	3	3	4.9	0	3	2	1	0	10	8.5	
Boise St.	01/21/2023	*	19:01	1-4	.250	0-2	.000	0-0	.000	0	6	6	5.0	4	1	3	1	0	2	8.2	
at Utah St.	01/28/2023		19:28	4-7	.571	2-4	.500	0-0	.000	1	2	3	4.9	0	1	0	0	0	10	8.2	
UNLV	02/02/2023		22:50	6-10	.600	1-1	1.000	2-2	1.000	0	4	4	4.8	1	0	2	0	0	15	8.5	
Totals			20	582:27	72-165	.436	25-72	.347	19-24	.792	17	89	106	4.8	40	43	47	12	15	188	8.5

CAREER STATISTICS

SEASON	TEAM	GP-GS	MIN/AVG	Field Goals		3-Point		F-Throws		Rebounds				Scoring						
				FG-FGA	FG%	3FG-3FGA	3FG%	FT-FTA	FT%	OFF	DEF	TOT	AVG	PF-FO	A	TO	BLK	STL	PTS	AVG
2021-22	UNM	34-2	662/19.5	93-212	.439	18-67	.269	30-37	.811	25	109	134	3.9	48-0	61	51	15	21	234	6.9
2022-23	UNM	22-20	582/26.5	72-165	.436	25-72	.347	19-24	.792	17	89	106	4.8	40-1	43	47	12	15	188	8.5
TOTAL		56-22	1245/22.2	165-377	.438	43-139	.309	49-61	.803	42	198	240	4.3	88-1	104	98	27	36	422	7.5



#33

VIANÉ CUMBER

G | 5-10 | SO | Albuquerque, N.M. (Sandia HS)



PPG	FG %	3PT %	FT %	RPG	APG	SPG	BPG	MPG
8.4	.434	.409	.833	2.2	0.5	0.6	0.0	18.6

NOTEWORTHY

- » MW Freshman of the Week Nov. 15, 2021
- » Set career highs in rebounds and minutes played against Arizona State
- » Scored in double figures in 3 games last season, has scored in doubles figures in 9 games this season
- » 14 games with multiple three-pointers this season. 3 games with 4, 2 games with 5 made threes and 1 game with 6 made threes.
- » Led team in scoring in 2 games (Western N.M. and Mississippi State)
- » First career start against Northern New Mexico last season
- » 2019-20 and 2020-21 New Mexico Gatorade Girls Basketball Player of the Year
- » Twice named MaxPreps New Mexico High School Girls Basketball Player of the Year
- » Named the best high school basketball player in New Mexico by MaxPreps
- » Averaged 26.5 points, 9.3 rebounds, 2.2 assists and 1.5 steals her senior season and 22.4 points, 10.6 rebounds, 2.5 assists and 3.3 steals as a junior
- » Led her team to a pair of district championships in 2018 and 2019

Cumber's Top Performances

Points	Season	22 vs. Western N.M. (11/22/22)
	Career	Same
FGM	Season	7 vs. Western N.M. (11/22/22)
	Career	7 - done twice
FGA	Season	12 - done three times
	Career	Same
3PT FGM	Season	6 vs. Western N.M. (11/22/22)
	Career	Same
3PT FGA	Season	10 at Utah State (1/28/23)
	Career	Same
FTM	Season	4 vs. Colorado State (1/27/23)
	Career	Same
FTA	Season	4 - done twice
	Career	Same
Rebounds	Season	7 - done twice
	Career	Same
Assists	Season	4 at Utah State (1/28/23)
	Career	Same
Blocks	Season	1 vs. New Mexico St. (12/11/22)
	Career	1 - done twice
Steals	Season	4 vs. Western N.M. (11/22/22)
	Career	Same
Turnovers	Season	0 - done 10 times
	Career	0 - done 20 times
Min. Played	Season	37 vs. Colorado State (1/27/23)
	Career	Same

GAME-BY-GAME STATISTICS

Opponent	Date	GS	MIN	Total		3-Pointers		Free throws		Rebounds				PF	A	TO	BLK	STL	PTS	AVG
				FG-FGA	PCT	3FG-3FGA	PCT	FT-FTA	PCT	OFF	DEF	TOT	AVG							
at Southern Utah	11/07/2022		19:13	0-6	.000	0-5	.000	0-0	.000	0	2	2	2.0	2	0	3	0	0	0	0.0
at New Mexico St.	11/15/2022		03:56	0-1	.000	0-1	.000	0-0	.000	0	0	0	1.0	1	0	0	0	0	0	0.0
Arizona St.	11/20/2022		34:47	3-10	.300	2-9	.222	0-0	.000	0	7	7	3.0	1	0	2	0	3	8	2.7
Western N.M.	11/22/2022	*	30:06	7-12	.583	6-8	.750	2-2	1.000	0	2	2	2.8	1	2	2	0	4	22	7.5
at Tex. A&M-Commerce	11/26/2022		22:42	6-9	.667	2-5	.400	1-2	.500	0	2	2	2.6	3	0	1	0	2	15	9.0
at Nicholls	11/29/2022		09:35	0-3	.000	0-3	.000	0-0	.000	0	1	1	2.3	0	0	0	0	0	0	7.5
Arizona	12/04/2022		05:38	0-0	.000	0-0	.000	0-0	.000	0	1	1	2.1	0	0	0	0	0	0	6.4
Abilene Christian	12/07/2022		05:12	0-2	.000	0-2	.000	0-0	.000	0	0	0	1.9	0	0	0	0	1	0	5.6
New Mexico St.	12/11/2022		18:53	5-6	.833	4-5	.800	1-2	.500	0	4	4	2.1	0	0	0	1	0	15	6.7
vs Old Dominion	12/20/2022		10:48	2-2	1.000	2-2	1.000	0-0	.000	0	0	0	1.9	2	0	0	0	0	6	6.6
vs Mississippi St.	12/21/2022		18:00	6-11	.545	4-9	.444	1-1	1.000	1	1	2	1.9	0	0	1	0	0	17	7.5
South Carolina St.	12/29/2022		20:49	5-10	.500	4-9	.444	2-2	1.000	0	6	6	2.3	2	1	1	0	2	16	8.3
Air Force	01/01/2023		13:03	3-4	.750	2-3	.667	0-0	.000	0	1	1	2.2	2	0	1	0	0	8	8.2
at Wyoming	01/05/2023		08:26	1-3	.333	1-2	.500	0-0	.000	0	0	0	2.0	0	0	0	0	0	3	7.9
at Colorado St.	01/07/2023		04:41	0-0	.000	0-0	.000	0-0	.000	0	2	2	2.0	1	0	0	0	0	0	7.3
Nevada	01/11/2023		19:10	5-8	.625	5-7	.714	0-0	.000	0	1	1	1.9	1	0	0	0	0	15	7.8
at UNLV	01/14/2023		28:59	5-12	.417	2-6	.333	0-0	.000	1	1	2	1.9	0	1	4	0	1	12	8.1
at San Diego St.	01/19/2023		12:40	0-3	.000	0-3	.000	0-0	.000	0	1	1	1.9	0	0	0	0	0	0	7.6
Boise St.	01/21/2023		24:33	3-10	.300	2-8	.250	1-1	1.000	0	5	5	2.1	4	1	1	0	0	9	7.7
Colorado St.	01/26/2023	*	37:00	3-11	.273	2-7	.286	4-4	1.000	1	6	7	2.3	1	1	0	0	1	12	7.9
at Utah St.	01/28/2023	*	27:03	6-12	.500	5-10	.500	0-0	.000	0	1	1	2.2	1	4	1	0	0	17	8.3
UNLV	02/02/2023	*	33:14	2-8	.250	2-6	.333	3-4	.750	0	2	2	2.2	2	1	1	0	0	9	8.4
Totals			4	408:27	.434	45-110	.409	15-18	.833	3	46	49	2.2	24	11	18	1	14	184	8.4

CAREER STATISTICS

SEASON	TEAM	GP-GS	MIN/AVG	Field Goals		3-Point		F-Throws		Rebounds				Scoring						
				FG-FGA	FG%	3FG-3FGA	3FG%	FT-FTA	FT%	OFF	DEF	TOT	AVG	PF-FO	A	TO	BLK	STL	PTS	AVG
2021-22	UNM	18-1	198/11.0	25-62	.403	15-45	.333	2-2	1.000	4	25	29	1.6	6-0	5	10	1	5	67	3.7
2022-23	UNM	22-4	408/18.6	62-143	.434	45-110	.409	15-18	.833	3	46	49	2.2	24-0	11	18	1	14	184	8.4
TOTAL		40-5	606/15.2	87-205	.424	60-155	.387	17-20	.850	7	71	78	2.0	30-0	16	28	2	19	251	6.3

#42

HANNAH ROBBINS

G | 6-0 | FR | Phoenix, Ariz. (PHH Prep)



PPG	FG %	3PT %	FT %	RPG	APG	SPG	BPG	MPG
--	--	--	--	--	--	--	--	--

NOTEWORTHY

REDSHIRTING

»Named the MW Preseason Freshman of the Year

»Averaged 16.5 points, 7.4 rebounds, 3.1 steals and 1.1 blocks per game as a sophomore

»Averaged 16 points, eight rebounds, three steals and two blocks per game her junior year with PHH Prep

» Father (Rob Robbins) played basketball at New Mexico from 1987-91 and also wore #42.

Robbins' Top Performances

Points	Season
	Career
FGM	Season
	Career
FGA	Season
	Career
3PT FGM	Season
	Career
3PT FGA	Season
	Career
FTM	Season
	Career
FTA	Season
	Career
Rebounds	Season
	Career
Assists	Season
	Career
Blocks	Season
	Career
Steals	Season
	Career
Turnovers	Season
	Career
Min. Played	Season
	Career

GAME-BY-GAME STATISTICS

CAREER STATISTICS



NEW MEXICO STATISTICS

Game Records

Record	Overall	Home	Away	Neutral
ALL GAMES	13-10	9-3	3-6	1-1
CONFERENCE	5-5	4-1	1-4	0-0
NON-CONFERENCE	8-5	5-2	2-2	1-1

Score by Periods

Team	1st	2nd	3rd	4th	OT	TOT
New Mexico	429	397	406	441	11	1684
Opponents	377	353	436	379	26	1571

Team Box Score

No.	Player	Total					3-Point		F-Throw		Rebounds												
		GP-GS	MIN	AVG	FG-FGA	FG%	3FG-3FGA	3FG%	FT-FTA	FT%	OFF	DEF	TOT	AVG	PF	DQ	A	TO	BLK	STL	PTS	AVG	
13	MCCRUDER, Shaiquel	23-23	733:38	31.9	134-232	.578	7-32	.219	49-73	.671	57	116	173	7.5	40	0	26	31	50	44	324	14.1	
4	DUFF, LaTascya	22-22	716:39	32.6	93-220	.423	67-169	.396	28-31	.903	5	59	64	2.9	33	0	52	33	6	34	281	12.8	
5	DUFF, LaTora	22-22	702:34	31.9	76-211	.360	28-109	.257	41-51	.804	14	67	81	3.7	46	1	103	61	5	26	221	10.0	
30	REUS, Paula	22-20	582:27	26.5	72-165	.436	25-72	.347	19-24	.792	17	89	106	4.8	40	1	43	47	12	15	188	8.5	
33	CUMBER, Vianè	22-4	408:27	18.6	62-143	.434	45-110	.409	15-18	.833	3	46	49	2.2	24	0	11	18	1	14	184	8.4	
3	BROWN, Amaya	23-23	582:54	25.3	69-192	.359	9-33	.273	43-50	.860	35	87	122	5.3	60	0	27	43	8	31	190	8.3	
12	AUGMON, Aniyah	20-0	396:40	19.8	46-99	.465	9-25	.360	26-38	.684	33	52	85	4.3	40	1	37	37	2	11	127	6.4	
24	JOHNSON, Nia	16-0	186:24	11.7	22-64	.344	2-21	.095	21-27	.778	2	17	19	1.2	16	0	12	17	2	7	67	4.2	
15	BATES, Jaelyn	16-1	174:41	10.9	22-55	.400	10-32	.313	2-7	.286	1	19	20	1.3	14	0	26	20	1	8	56	3.5	
14	JOAQUIM, Hulda	10-0	66:05	6.6	9-21	.429	1-4	.250	3-4	.750	8	7	15	1.5	2	0	2	3	4	4	22	2.2	
10	VAN BENNEKOM, Kath	16-0	99:20	6.2	9-24	.375	1-4	.250	5-8	.625	11	8	19	1.2	4	0	4	10	3	3	24	1.5	
Team											30	50	80					14					
Total		23	4650		614-1426	.431	204-611	.334	252-331	.761	216	617	833	36.2	319	3	343	334	94	197	1684	73.2	
Opponents		23	4650		609-1501	.406	136-473	.288	217-318	.682	309	628	937	40.7	339	0	329	356	78	168	1571	68.3	

Team Statistics

	UNM	OPP
Scoring	1684	1571
Points per game	73.2	68.3
Scoring margin	+4.9	-
Field goals-att	614-1426	609-1501
Field goal pct	.431	.406
3 point fg-att	204-611	136-473
3-point FG pct	.334	.288
3-pt FG made per game	8.9	5.9
Free throws-att	252-331	217-318
Free throw pct	.761	.682
F-Throws made per game	11.0	9.4
Rebounds	833	937
Rebounds per game	36.2	40.7
Rebounding margin	-4.5	-
Assists	343	329
Assists per game	14.9	14.3
Turnovers	334	356
Turnovers per game	14.5	15.5
Turnover margin	+1.0	-
Assist/turnover ratio	1.0	0.9
Steals	197	168
Steals per game	8.6	7.3
Blocks	94	78
Blocks per game	4.1	3.4
Winning streak	0	-
Home win streak	0	-
Attendance	58695	11351
Home games-Avg/Game	12-4891	9-1261
Neutral site-Avg/Game	-	2-92

Team Results

Date	Opponent		Score	Att.
11/07/2022	at Southern Utah	L	68-76	571
11/12/2022	Houston	W	68-61	4568
11/15/2022	at New Mexico St.	Lot	64-73	1218
11/20/2022	Arizona St.	Lot	77-83	4848
11/22/2022	Western N.M.	W	93-57	4439
11/26/2022	at Tex. A&M-Commerce	W	78-71	234
11/29/2022	at Nicholls	W	72-55	225
12/04/2022	Arizona	L	60-77	6087
12/07/2022	Abilene Christian	W	71-61	4385
12/11/2022	New Mexico St.	W	65-64	6007
12/20/2022	vs Old Dominion	W	74-57	89
12/21/2022	vs Mississippi St.	L	58-87	95
12/29/2022	South Carolina St.	W	107-55	4568
01/01/2023	Air Force	W	70-58	4834
01/05/2023	at Wyoming	L	69-78	1942
01/07/2023	at Colorado St.	L	65-76	1373
01/11/2023	Nevada	W	88-58	4607
01/14/2023	at UNLV	L	63-79	1276
01/19/2023	at San Diego St.	L	61-65	4150
01/21/2023	Boise St.	W	76-68	5032
01/26/2023	Colorado St.	W	64-59	4582
01/28/2023	at Utah St.	W	98-60	362
02/02/2023	UNLV	L	75-93	4738

NEW MEXICO CONFERENCE STATISTICS

Game Records

Record	Overall	Home	Away	Neutral
ALL GAMES	5-5	4-1	1-4	0-0
CONFERENCE	5-5	4-1	1-4	0-0
NON-CONFERENCE	0-0	0-0	0-0	0-0

Score by Periods

Team	1st	2nd	3rd	4th	OT	TOT
New Mexico	199	178	170	182	0	729
Opponents	182	151	194	167	0	694

Team Box Score

No.	Player				Total		3-Point		F-Throw		Rebounds											
		GP-GS	MIN	AVG	FG-FGA	FG%	3FG-3FGA	3FG%	FT-FTA	FT%	OFF	DEF	TOT	AVG	PF	DQ	A	TO	BLK	STL	PTS	AVG
13	MCGRUDER, Shaiquel	10-10	317:39	31.8	53-109	.486	4-20	.200	23-34	.676	23	48	71	7.1	14	0	11	9	14	11	133	13.3
4	DUFF, LaTascya	10-10	316:20	31.6	41-81	.506	28-59	.475	14-16	.875	1	22	23	2.3	19	0	20	16	4	8	124	12.4
5	DUFF, LaTora	10-10	311:03	31.1	35-86	.407	10-44	.227	24-29	.828	3	28	31	3.1	20	1	50	28	1	6	104	10.4
12	AUGMON, Aniyah	10-0	225:01	22.5	32-68	.471	7-17	.412	22-27	.815	23	35	58	5.8	17	1	22	15	2	8	93	9.3
3	BROWN, Amaya	10-10	264:33	26.5	36-95	.379	6-17	.353	10-12	.833	12	42	54	5.4	25	0	10	16	1	9	88	8.8
30	REUS, Paula	9-7	235:03	26.1	32-68	.471	9-29	.310	6-7	.857	6	40	46	5.1	11	0	15	14	3	2	79	8.8
33	CUMBER, Vianè	10-3	208:49	20.9	28-71	.394	21-52	.404	8-9	.889	2	20	22	2.2	12	0	8	8	0	2	85	8.5
10	VAN BENNEKOM, Kath	6-0	25:30	4.3	3-5	.600	1-1	1.000	2-2	1.000	1	2	3	0.5	1	0	0	1	0	0	9	1.5
15	BATES, Jaelyn	8-0	59:21	7.4	4-12	.333	2-9	.222	1-4	.250	0	7	7	0.9	4	0	8	5	1	1	11	1.4
14	JOAQUIM, Hulda	5-0	21:49	4.4	1-3	.333	0-1	.000	1-2	.500	0	4	4	0.8	1	0	1	2	0	1	3	0.6
24	JOHNSON, Nia	3-0	14:53	5.0	0-3	.000	0-0	.000	0-0	.000	0	0	0	0.0	3	0	1	1	0	0	0	0.0
Team											12	20	32					6				
Total		10	2000		265-601	.441	88-249	.353	111-142	.782	83	268	351	35.1	127	2	146	121	26	48	729	72.9
Opponents		10	2000		272-643	.423	65-214	.304	85-128	.664	114	267	381	38.1	144	0	151	110	41	65	694	69.4

Team Statistics

	UNM	OPP
Scoring	729	694
Points per game	72.9	69.4
Scoring margin	+3.5	-
Field goals-att	265-601	272-643
Field goal pct	.441	.423
3 point fg-att	88-249	65-214
3-point FG pct	.353	.304
3-pt FG made per game	8.8	6.5
Free throws-att	111-142	85-128
Free throw pct	.782	.664
F-Throws made per game	11.1	8.5
Rebounds	351	381
Rebounds per game	35.1	38.1
Rebounding margin	-3.0	-
Assists	146	151
Assists per game	14.6	15.1
Turnovers	121	110
Turnovers per game	12.1	11.0
Turnover margin	-1.1	-
Assist/turnover ratio	1.2	1.4
Steals	48	65
Steals per game	4.8	6.5
Blocks	26	41
Blocks per game	2.6	4.1
Winning streak	0	-
Home win streak	0	-
Attendance	23793	9103
Home games-Avg/Game	5-4759	5-1821
Neutral site-Avg/Game	-	0-0

Team Results

Date	Opponent		Score	Att.
01/01/2023	Air Force	W	70-58	4834
01/05/2023	at Wyoming	L	69-78	1942
01/07/2023	at Colorado St.	L	65-76	1373
01/11/2023	Nevada	W	88-58	4607
01/14/2023	at UNLV	L	63-79	1276
01/19/2023	at San Diego St.	L	61-65	4150
01/21/2023	Boise St.	W	76-68	5032
01/26/2023	Colorado St.	W	64-59	4582
01/28/2023	at Utah St.	W	98-60	362
02/02/2023	UNLV	L	75-93	4738

**NEW MEXICO GAME-BY-GAME**

				Total		3-Pointers		Free throws		Rebounds											
Opponent	Date	Score		FG-FGA	PCT	3FG-3FGA	PCT	FT-FTA	PCT	OFF	DEF	TOT	AVG	PF	A	TO	BLK	STL	PTS	AVG	
at Southern Utah	11/07/2022	68-76	L	27-76	.355	10-39	.256	4-8	.500	13	19	32	32.0	18	15	15	4	16	68	68.0	
Houston	11/12/2022	68-61	W	21-57	.368	2-20	.100	24-29	.828	14	36	50	41.0	12	12	23	4	10	68	68.0	
at New Mexico St.	11/15/2022	64-73	Lot	22-62	.355	5-19	.263	15-19	.789	7	26	33	38.3	21	5	21	6	14	64	66.7	
Arizona St.	11/20/2022	77-83	Lot	27-66	.409	10-37	.270	13-20	.650	8	26	34	37.3	20	18	12	6	11	77	69.3	
Western N.M.	11/22/2022	93-57	W	36-74	.486	9-21	.429	12-14	.857	17	26	43	38.4	15	18	12	9	19	93	74.0	
at Tex. A&M-Commerce	11/26/2022	78-71	W	29-65	.446	11-28	.393	9-12	.750	5	30	35	37.8	19	18	16	8	12	78	74.7	
at Nicholls	11/29/2022	72-55	W	27-70	.386	9-35	.257	9-10	.900	18	23	41	38.3	14	14	11	5	14	72	74.3	
Arizona	12/04/2022	60-77	L	24-52	.462	5-13	.385	7-7	1.000	4	27	31	37.4	7	11	26	5	3	60	72.5	
Abilene Christian	12/07/2022	71-61	W	25-57	.439	7-21	.333	14-19	.737	7	27	34	37.0	14	16	9	8	9	71	72.3	
New Mexico St.	12/11/2022	65-64	W	23-44	.523	9-20	.450	10-18	.556	5	26	31	36.4	14	14	21	4	12	65	71.6	
vs Old Dominion	12/20/2022	74-57	W	27-58	.466	9-22	.409	11-14	.786	9	25	34	36.2	15	18	21	1	14	74	71.8	
vs Mississippi St.	12/21/2022	58-87	L	21-71	.296	12-48	.250	4-6	.667	15	21	36	36.2	14	12	16	3	6	58	70.7	
South Carolina St.	12/29/2022	107-55	W	40-73	.548	18-39	.462	9-13	.692	11	37	48	37.1	9	26	10	5	9	107	73.5	
Air Force	01/01/2023	70-58	W	28-55	.509	6-21	.286	8-13	.615	7	31	38	37.1	9	15	12	5	6	70	73.2	
at Wyoming	01/05/2023	69-78	L	28-57	.491	10-29	.345	3-3	1.000	3	18	21	36.1	11	14	10	6	6	69	72.9	
at Colorado St.	01/07/2023	65-76	L	21-64	.328	9-25	.360	14-15	.933	10	32	42	36.4	11	12	11	2	1	65	72.4	
Nevada	01/11/2023	88-58	W	36-66	.545	11-27	.407	5-7	.714	8	33	41	36.7	10	20	10	5	4	88	73.4	
at UNLV	01/14/2023	63-79	L	21-55	.382	9-22	.409	12-16	.750	5	20	25	36.1	14	8	17	0	6	63	72.8	
at San Diego St.	01/19/2023	61-65	L	23-54	.426	11-29	.379	4-7	.571	5	25	30	35.7	16	15	15	1	4	61	72.2	
Boise St.	01/21/2023	76-68	W	24-63	.381	4-20	.200	24-28	.857	13	31	44	36.2	19	12	10	4	3	76	72.4	
Colorado St.	01/26/2023	64-59	W	23-63	.365	4-23	.174	14-19	.737	12	33	45	36.6	13	11	11	2	7	64	72.0	
at Utah St.	01/28/2023	98-60	W	35-67	.522	16-32	.500	12-13	.923	11	27	38	36.6	12	25	12	0	6	98	73.1	
UNLV	02/02/2023	75-93	L	26-57	.456	8-21	.381	15-21	.714	9	18	27	36.2	12	14	13	1	5	75	73.2	
Total		1684		614-1426	.431	204-611	.334	252-331	.761	216	617	833	36.2	319	343	334	94	197	1684	73.2	

OPPONENT GAME-BY-GAME

				Total		3-Pointers		Free throws		Rebounds											
Opponent	Date	Score		FG-FGA	PCT	3FG-3FGA	PCT	FT-FTA	PCT	OFF	DEF	TOT	AVG	PF	A	TO	BLK	STL	PTS	AVG	
at Southern Utah	11/07/2022	68-76	L	31-65	.477	6-25	.240	8-9	.889	15	39	54	54.0	15	19	26	6	7	76	76.0	
Houston	11/12/2022	68-61	W	23-82	.280	3-30	.100	12-13	.923	24	23	47	50.5	23	12	18	4	16	61	68.5	
at New Mexico St.	11/15/2022	64-73	Lot	29-70	.414	4-13	.308	11-22	.500	12	32	44	48.3	18	11	17	2	8	73	70.0	
Arizona St.	11/20/2022	77-83	Lot	27-71	.380	7-22	.318	22-26	.846	19	34	53	49.5	16	11	15	2	4	83	73.3	
Western N.M.	11/22/2022	93-57	W	20-59	.339	6-14	.429	11-16	.688	18	22	40	47.6	14	9	29	5	5	57	70.0	
at Tex. A&M-Commerce	11/26/2022	78-71	W	27-72	.375	4-16	.250	13-19	.684	18	31	49	47.8	15	20	18	6	9	71	70.2	
at Nicholls	11/29/2022	72-55	W	20-53	.377	7-19	.368	8-13	.615	13	25	38	46.4	11	13	21	1	2	55	68.0	
Arizona	12/04/2022	60-77	L	32-65	.492	8-20	.400	5-11	.455	8	23	31	44.5	10	20	12	4	20	77	69.1	
Abilene Christian	12/07/2022	71-61	W	23-58	.397	6-19	.316	9-12	.750	10	27	37	43.7	17	11	15	2	6	61	68.2	
New Mexico St.	12/11/2022	65-64	W	27-64	.422	2-18	.111	8-14	.571	15	21	36	42.9	15	11	16	0	9	64	67.8	
vs Old Dominion	12/20/2022	74-57	W	20-60	.333	7-26	.269	10-13	.769	16	25	41	42.7	17	11	27	0	7	57	66.8	
vs Mississippi St.	12/21/2022	58-87	L	35-72	.486	7-19	.368	10-13	.769	17	36	53	43.6	11	22	15	2	4	87	68.5	
South Carolina St.	12/29/2022	107-55	W	23-67	.343	4-18	.222	5-9	.556	10	23	33	42.8	13	8	17	3	6	55	67.5	
Air Force	01/01/2023	70-58	W	23-66	.348	6-21	.286	6-7	.857	13	23	36	42.3	15	16	11	1	7	58	66.8	
at Wyoming	01/05/2023	69-78	L	32-63	.508	7-20	.350	7-12	.583	15	26	41	42.2	8	18	9	3	8	78	67.5	
at Colorado St.	01/07/2023	65-76	L	32-69	.464	4-12	.333	8-15	.533	10	33	43	42.3	11	16	6	5	6	76	68.1	
Nevada	01/11/2023	88-58	W	24-74	.324	3-18	.167	7-12	.583	17	22	39	42.1	9	9	6	3	9	58	67.5	
at UNLV	01/14/2023	63-79	L	31-58	.534	9-20	.450	8-12	.667	9	31	40	41.9	16	22	19	1	8	79	68.1	
at San Diego St.	01/19/2023	61-65	L	25-58	.431	3-14	.214	12-16	.750	6	25	31	41.4	12	14	9	3	9	65	67.9	
Boise St.	01/21/2023	76-68	W	25-73	.342	7-27	.259	11-21	.524	19	28	47	41.7	22	17	8	12	3	68	68.0	
Colorado St.	01/26/2023	64-59	W	23-61	.377	5-23	.217	8-10	.800	6	32	38	41.5	16	10	11	5	4	59	67.5	
at Utah St.	01/28/2023	98-60	W	21-57	.368	7-28	.250	11-15	.733	9	22	31	41.0	16	8	19	4	6	60	67.2	
UNLV	02/02/2023	75-93	L	36-64	.563	14-31	.452	7-8	.875	10	25	35	40.7	19	21	12	4	5	93	68.3	
Total		1571		609-1501	.406	136-473	.288	217-318	.682	309	628	937	40.7	339	329	356	78	168	1571	68.3	

NEW MEXICO GAME-BY-GAME LEADERS

Date	Opponent	Score	Att.	High Points	High Rebounds
11/07/2022	at Southern Utah	L 68-76	571	(20) DUFF, LaTascya	(5) MCGRUDER, Shaiquel (5) DUFF, LaTora
11/12/2022	Houston	W 68-61	4568	(16) BROWN, Amaya	(11) BROWN, Amaya
11/15/2022	at New Mexico St.	Lot 64-73	1218	(13) DUFF, LaTora	(9) DUFF, LaTascya
11/20/2022	Arizona St.	Lot 77-83	4848	(24) MCGRUDER, Shaiquel	(10) MCGRUDER, Shaiquel
11/22/2022	Western N.M.	W 93-57	4439	(22) CUMBER, Vianè	(8) BROWN, Amaya
11/26/2022	at Tex. A&M-Commerce	W 78-71	234	(18) REUS, Paula	(9) REUS, Paula
11/29/2022	at Nicholls	W 72-55	225	(20) DUFF, LaTascya	(14) MCGRUDER, Shaiquel
12/04/2022	Arizona	L 60-77	6087	(14) REUS, Paula	(9) MCGRUDER, Shaiquel
12/07/2022	Abilene Christian	W 71-61	4385	(23) MCGRUDER, Shaiquel	(13) MCGRUDER, Shaiquel
12/11/2022	New Mexico St.	W 65-64	6007	(16) MCGRUDER, Shaiquel	(10) REUS, Paula
12/20/2022	vs Old Dominion	W 74-57	89	(16) MCGRUDER, Shaiquel	(8) REUS, Paula
12/21/2022	vs Mississippi St.	L 58-87	95	(17) CUMBER, Vianè	(7) BROWN, Amaya
12/29/2022	South Carolina St.	W 107-55	4568	(23) MCGRUDER, Shaiquel	(8) MCGRUDER, Shaiquel
01/01/2023	Air Force	W 70-58	4834	(21) MCGRUDER, Shaiquel	(13) MCGRUDER, Shaiquel
01/05/2023	at Wyoming	L 69-78	1942	(22) MCGRUDER, Shaiquel	(5) REUS, Paula
01/07/2023	at Colorado St.	L 65-76	1373	(18) BROWN, Amaya	(10) REUS, Paula
01/11/2023	Nevada	W 88-58	4607	(15) DUFF, LaTascya	(9) MCGRUDER, Shaiquel
				(15) CUMBER, Vianè	
01/14/2023	at UNLV	L 63-79	1276	(18) AUGMON, Aniyah	(10) AUGMON, Aniyah
01/19/2023	at San Diego St.	L 61-65	4150	(16) DUFF, LaTascya	(10) MCGRUDER, Shaiquel
01/21/2023	Boise St.	W 76-68	5032	(25) MCGRUDER, Shaiquel	(14) MCGRUDER, Shaiquel
01/26/2023	Colorado St.	W 64-59	4582	(23) MCGRUDER, Shaiquel	(10) AUGMON, Aniyah
01/28/2023	at Utah St.	W 98-60	362	(30) DUFF, LaTascya	(13) AUGMON, Aniyah
02/02/2023	UNLV	L 75-93	4738	(15) BROWN, Amaya	(5) AUGMON, Aniyah
				(15) DUFF, LaTora	
				(15) REUS, Paula	

NEW MEXICO GAME-BY-GAME POINTS-REBOUNDS-ASSISTS

Opponent	Date	Score	3	4	5	10	12	13	14	15	24	30	33
			BROWN,AMAY	DUFF,LATAS	DUFF,LATOR	VAN BENNEK	AUGMON,ANI	MCGRUDER,S	JOAQUIM,HU	BATES,JAEL	JOHNSON,NI	REUS,PAULA	CUMBER,VIA
at Southern Utah	11/07/2022	68-76	L 2-4-3	20-3-3	13-5-3	2-3-1	0-0-0	13-5-1	0-1-0	13-3-4	2-0-0	3-2-0	0-2-0
Houston	11/12/2022	68-61	W 16-11-0	6-2-0	14-5-7	7-3-0	5-8-0	11-8-1	DNP	0-1-2	6-3-1	3-4-1	DNP
at New Mexico St.	11/15/2022	64-73	Lot 11-7-1	10-9-1	13-3-2	0-2-0	2-0-0	11-8-0	0-0-0	5-0-0	6-3-0	6-1-1	0-0-0
Arizona St.	11/20/2022	77-83	Lot 5-2-0	16-3-3	13-5-10	0-0-0	DNP	24-10-2	DNP	0-0-0	6-2-1	5-1-2	8-7-0
Western N.M.	11/22/2022	93-57	W 10-8-2	DNP	DNP	2-2-1	DNP	14-7-3	9-6-1	11-5-8	18-1-1	7-4-0	22-2-2
at Tex. A&M-Commerce	11/26/2022	78-71	W 2-4-0	6-2-3	15-5-6	0-1-0	DNP	10-7-1	6-1-0	0-1-2	6-1-2	18-9-4	15-2-0
at Nicholls	11/29/2022	72-55	W 15-8-3	20-5-5	8-5-3	0-1-0	2-2-1	15-14-1	DNP	DNP	5-0-0	7-2-1	0-1-0
Arizona	12/04/2022	60-77	L 6-4-0	10-3-2	9-5-2	DNP	8-0-3	6-9-1	DNP	DNP	7-2-1	14-4-2	0-1-0
Abilene Christian	12/07/2022	71-61	W 10-3-0	19-3-2	3-5-8	0-0-0	2-1-3	23-13-0	DNP	DNP	3-0-0	11-8-3	0-0-0
New Mexico St.	12/11/2022	65-64	W 2-4-2	12-1-2	2-0-2	DNP	5-4-3	16-3-0	DNP	DNP	2-0-1	11-10-4	15-4-0
vs Old Dominion	12/20/2022	74-57	W 13-3-2	14-3-1	8-6-2	DNP	4-6-5	16-5-3	DNP	DNP	2-0-0	11-8-5	6-0-0
vs Mississippi St.	12/21/2022	58-87	L 6-7-3	9-0-2	11-4-3	0-0-0	6-4-0	9-5-1	DNP	0-0-0	0-3-1	0-5-2	17-2-0
South Carolina St.	12/29/2022	107-55	W 4-3-1	15-7-8	8-2-5	4-4-2	0-2-0	23-8-1	4-3-0	16-3-2	4-4-3	13-2-3	16-6-1
Air Force	01/01/2023	70-58	W 8-7-1	9-0-1	15-7-7	DNP	5-3-1	21-13-1	DNP	DNP	DNP	4-4-4	8-1-0
at Wyoming	01/05/2023	69-78	L 8-3-1	14-0-2	6-3-2	0-0-0	4-1-5	22-2-1	0-1-0	4-2-3	0-0-0	8-5-0	3-0-0
at Colorado St.	01/07/2023	65-76	L 18-4-0	9-4-4	10-5-5	0-0-0	9-6-1	11-9-1	DNP	0-0-0	DNP	8-10-1	0-2-0
Nevada	01/11/2023	88-58	W 9-6-0	15-5-4	12-3-6	2-0-0	11-4-2	8-9-2	2-3-0	3-1-1	0-0-1	11-8-4	15-1-0
at UNLV	01/14/2023	63-79	L 4-5-1	5-0-1	5-0-1	3-1-0	18-10-1	0-0-1	1-0-0	4-3-1	DNP	11-3-1	12-2-1
at San Diego St.	01/19/2023	61-65	L 2-4-2	16-4-2	11-4-5	DNP	7-1-1	15-10-2	DNP	0-0-0	DNP	10-3-3	0-1-0
Boise St.	01/21/2023	76-68	W 11-8-1	10-0-3	9-2-2	DNP	10-5-3	25-14-1	DNP	DNP	DNP	2-6-1	9-5-1
Colorado St.	01/26/2023	64-59	W 9-7-0	5-3-1	8-4-6	DNP	7-10-3	23-9-0	DNP	0-1-0	0-0-0	DNP	12-7-1
at Utah St.	01/28/2023	98-60	W 4-6-3	30-3-1	13-2-9	4-2-0	12-13-4	8-3-0	0-0-0	0-0-3	DNP	10-3-1	17-1-4
UNLV	02/02/2023	75-93	L 15-4-1	11-4-1	15-1-7	0-0-0	10-5-1	0-2-2	0-0-1	0-0-0	DNP	15-4-0	9-2-1

**NEW MEXICO GAME HIGHS**

POINTS	107 98 93 88 78	South Carolina St. (12/29/2022) at Utah St. (01/28/2023) Western N.M. (11/22/2022) Nevada (01/11/2023) at Tex. A&M-Commerce (11/26/2022)
FIELD GOALS MADE	40 36 36	South Carolina St. (12/29/2022) Nevada (01/11/2023) Western N.M. (11/22/2022)
FIELD GOAL ATTEMPTS	76 74	at Southern Utah (11/07/2022) Western N.M. (11/22/2022)
FIELD GOAL PERCENTAGE	.548 (40-73) .545 (36-66)	South Carolina St. (12/29/2022) Nevada (01/11/2023)
3 PT FG MADE	18 16	South Carolina St. (12/29/2022) at Utah St. (01/28/2023)
3 PT FG ATTEMPTS	48 39 39	vs Mississippi St. (N) (12/21/2022) South Carolina St. (12/29/2022) at Southern Utah (11/07/2022)
3 PT FG PERCENTAGE	.500 (16-32) .462 (18-39)	at Utah St. (01/28/2023) South Carolina St. (12/29/2022)
FREE THROWS MADE	24 24	Boise St. (01/21/2023) Houston (11/12/2022)
FREE THROW ATTEMPTS	29 28	Houston (11/12/2022) Boise St. (01/21/2023)
FREE THROW PERCENTAGE	1.000 (7-7) 1.000 (3-3)	Arizona (12/04/2022) at Wyoming (01/05/2023)
REBOUNDS	50 48	Houston (11/12/2022) South Carolina St. (12/29/2022)
ASSISTS	26 25	South Carolina St. (12/29/2022) at Utah St. (01/28/2023)
STEALS	19 16	Western N.M. (11/22/2022) at Southern Utah (11/07/2022)
BLOCKED SHOTS	9 8 8	Western N.M. (11/22/2022) Abilene Christian (12/07/2022) at Tex. A&M-Commerce (11/26/2022)
TURNOVERS	26 23	Arizona (12/04/2022) Houston (11/12/2022)
FOULS	21 20	at New Mexico St. (11/15/2022) Arizona St. (11/20/2022)

NEW MEXICO INDIVIDUAL GAME HIGHS

POINTS	30		LaTascya Duff at Utah St. (01/28/2023)
	25		Shaiquel McGruder vs Boise St. (01/21/2023)
	24		Shaiquel McGruder vs Arizona St. (11/20/2022)
	23		Shaiquel McGruder vs Colorado St. (01/26/2023)
	23		Shaiquel McGruder vs South Carolina St. (12/29/2022)
	23		Shaiquel McGruder vs Abilene Christian (12/07/2022)
FIELD GOALS MADE	10		Shaiquel McGruder vs Air Force (01/01/2023)
	10		Shaiquel McGruder vs South Carolina St. (12/29/2022)
	10		Shaiquel McGruder vs Arizona St. (11/20/2022)
FIELD GOAL ATTEMPTS	18		Shaiquel McGruder at Wyoming (01/05/2023)
	16		Shaiquel McGruder at Colorado St. (01/07/2023)
	16		LaTascya Duff at Southern Utah (11/07/2022)
FIELD GOAL PERCENTAGE (min 5 made)	1.000	(9-9)	Shaiquel McGruder vs Abilene Christian (12/07/2022)
	.857	(6-7)	Jaelyn Bates vs South Carolina St. (12/29/2022)
3 PT FG MADE	8		LaTascya Duff at Utah St. (01/28/2023)
	6		LaTascya Duff at Nicholls (11/29/2022)
	6		Vianè Cumber vs Western N.M. (11/22/2022)
3 PT FG ATTEMPTS	14		LaTascya Duff at Nicholls (11/29/2022)
	14		LaTascya Duff vs Arizona St. (11/20/2022)
3 PT FG PERCENTAGE (min 2 made)	1.000	(4-4)	Jaelyn Bates vs South Carolina St. (12/29/2022)
	1.000	(3-3)	Aniyah Augmon at UNLV (01/14/2023)
	1.000	(2-2)	LaTora Duff vs South Carolina St. (12/29/2022)
	1.000	(2-2)	Vianè Cumber vs Old Dominion (N) (12/20/2022)
FREE THROWS MADE	9		Shaiquel McGruder vs Boise St. (01/21/2023)
	8		Amaya Brown vs Houston (11/12/2022)
FREE THROW ATTEMPTS	11		Shaiquel McGruder vs Boise St. (01/21/2023)
	9		Shaiquel McGruder vs Abilene Christian (12/07/2022)
FREE THROW PERCENTAGE (min 3 made)	1.000	(8-8)	Amaya Brown vs Houston (11/12/2022)
	1.000	(6-6)	Aniyah Augmon vs Boise St. (01/21/2023)
	1.000	(5-5)	Aniyah Augmon at UNLV (01/14/2023)
	1.000	(5-5)	Nia Johnson vs Arizona (12/04/2022)
	1.000	(4-4)	LaTascya Duff at Utah St. (01/28/2023)
	1.000	(4-4)	Vianè Cumber vs Colorado St. (01/26/2023)
	1.000	(4-4)	LaTora Duff vs Air Force (01/01/2023)
	1.000	(4-4)	LaTora Duff at Nicholls (11/29/2022)
	1.000	(4-4)	Amaya Brown at Nicholls (11/29/2022)
	1.000	(4-4)	LaTora Duff at Tex. A&M-Commerce (11/26/2022)
	1.000	(4-4)	LaTascya Duff vs Houston (11/12/2022)
	1.000	(3-3)	LaTascya Duff at Colorado St. (01/07/2023)
	1.000	(3-3)	Shaiquel McGruder vs South Carolina St. (12/29/2022)
	1.000	(3-3)	Paula Reus vs Western N.M. (11/22/2022)
REBOUNDS	14		Shaiquel McGruder vs Boise St. (01/21/2023)
	14		Shaiquel McGruder at Nicholls (11/29/2022)
ASSISTS	10		LaTora Duff vs Arizona St. (11/20/2022)
	9		LaTora Duff at Utah St. (01/28/2023)
STEALS	5		LaTascya Duff vs New Mexico St. (12/11/2022)
	5		LaTora Duff at Nicholls (11/29/2022)
	5		Amaya Brown at Nicholls (11/29/2022)
	5		LaTascya Duff at Southern Utah (11/07/2022)
	5		Shaiquel McGruder at Southern Utah (11/07/2022)
BLOCKED SHOTS	5		Shaiquel McGruder at Wyoming (01/05/2023)
	5		Shaiquel McGruder vs Abilene Christian (12/07/2022)
	5		Shaiquel McGruder vs Western N.M. (11/22/2022)
TURNOVERS	6		LaTora Duff vs Arizona (12/04/2022)
	6		Paula Reus at Tex. A&M-Commerce (11/26/2022)



NEW MEXICO LEADERBOARD

Points

##	Player	G	Pts	Pts/G
13	McGruder, Shaiquel	23	324	14.1
4	Duff, LaTascya	22	281	12.8
5	Duff, LaTora	22	221	10.0
3	Brown, Amaya	23	190	8.3
30	Reus, Paula	22	188	8.5
33	Cumber, Vianè	22	184	8.4
12	Augmon, Aniyah	20	127	6.4
24	Johnson, Nia	16	67	4.2
15	Bates, Jaelyn	16	56	3.5
10	van Bennekom, Kath	16	24	1.5
14	Joaquim, Hulda	10	22	2.2

Field Goal Percentage

##	Player	FG	Att	Pct
13	McGruder, Shaiquel	134	232	.578
12	Augmon, Aniyah	46	99	.465
30	Reus, Paula	72	165	.436
33	Cumber, Vianè	62	143	.434
14	Joaquim, Hulda	9	21	.429
4	Duff, LaTascya	93	220	.423
15	Bates, Jaelyn	22	55	.400
10	van Bennekom, Kath	9	24	.375
5	Duff, LaTora	76	211	.360
3	Brown, Amaya	69	192	.359
24	Johnson, Nia	22	64	.344

3-Point FG Percentage

##	Player	3FG	Att	Pct
33	Cumber, Vianè	45	110	.409
4	Duff, LaTascya	67	169	.396
12	Augmon, Aniyah	9	25	.360
30	Reus, Paula	25	72	.347
15	Bates, Jaelyn	10	32	.313
3	Brown, Amaya	9	33	.273
5	Duff, LaTora	28	109	.257
14	Joaquim, Hulda	1	4	.250
10	van Bennekom, Kath	1	4	.250
13	McGruder, Shaiquel	7	32	.219
24	Johnson, Nia	2	21	.095

Scoring Average

##	Player	G	Pts	Pts/G
13	McGruder, Shaiquel	23	324	14.1
4	Duff, LaTascya	22	281	12.8
5	Duff, LaTora	22	221	10.0
30	Reus, Paula	22	188	8.5
33	Cumber, Vianè	22	184	8.4
3	Brown, Amaya	23	190	8.3
12	Augmon, Aniyah	20	127	6.4
24	Johnson, Nia	16	67	4.2
15	Bates, Jaelyn	16	56	3.5
14	Joaquim, Hulda	10	22	2.2
10	van Bennekom, Kath	16	24	1.5

Field Goal Attempts

##	Player	G	Att	Att/G
13	McGruder, Shaiquel	23	232	10.1
4	Duff, LaTascya	22	220	10.0
5	Duff, LaTora	22	211	9.6
3	Brown, Amaya	23	192	8.3
30	Reus, Paula	22	165	7.5

Field Goals Made

##	Player	G	Made	Made/G
13	McGruder, Shaiquel	23	134	5.8
4	Duff, LaTascya	22	93	4.2
5	Duff, LaTora	22	76	3.5
30	Reus, Paula	22	72	3.3
3	Brown, Amaya	23	69	3.0

3-Point FG Attempts

##	Player	G	Att	Att/G
4	Duff, LaTascya	22	169	7.7
33	Cumber, Vianè	22	110	5.0
5	Duff, LaTora	22	109	5.0
30	Reus, Paula	22	72	3.3
3	Brown, Amaya	23	33	1.4

3-Point FG Made

##	Player	G	Made	Made/G
4	Duff, LaTascya	22	67	3.0
33	Cumber, Vianè	22	45	2.0
5	Duff, LaTora	22	28	1.3
30	Reus, Paula	22	25	1.1
15	Bates, Jaelyn	16	10	0.6

NEW MEXICO LEADERBOARD

Free Throw Percentage

##	Player	Made	Att	Pct
4	Duff, LaTascya	28	31	.903
3	Brown, Amaya	43	50	.860
33	Cumber, Vianè	15	18	.833
5	Duff, LaTora	41	51	.804
30	Reus, Paula	19	24	.792
24	Johnson, Nia	21	27	.778
14	Joaquim, Hulda	3	4	.750
12	Augmon, Aniyah	26	38	.684
13	McGruder, Shaiquel	49	73	.671
10	van Bennekom, Kath	5	8	.625
15	Bates, Jaelyn	2	7	.286

Free Throw Attempts

##	Player	G	Att	Att/G
13	McGruder, Shaiquel	23	73	3.2
5	Duff, LaTora	22	51	2.3
3	Brown, Amaya	23	50	2.2
12	Augmon, Aniyah	20	38	1.9
4	Duff, LaTascya	22	31	1.4

Free Throws Made

##	Player	G	Made	Made/G
13	McGruder, Shaiquel	23	49	2.1
3	Brown, Amaya	23	43	1.9
5	Duff, LaTora	22	41	1.9
4	Duff, LaTascya	22	28	1.3
12	Augmon, Aniyah	20	26	1.3

Rebounds

##	Player	G	Reb	Reb/G
13	McGruder, Shaiquel	23	173	7.5
3	Brown, Amaya	23	122	5.3
30	Reus, Paula	22	106	4.8
12	Augmon, Aniyah	20	85	4.3
5	Duff, LaTora	22	81	3.7

Assists

##	Player	G	Ast	Ast/G
5	Duff, LaTora	22	103	4.7
4	Duff, LaTascya	22	52	2.4
30	Reus, Paula	22	43	2.0
12	Augmon, Aniyah	20	37	1.9
3	Brown, Amaya	23	27	1.2

Rebounds Average

##	Player	G	Reb	Reb/G
13	McGruder, Shaiquel	23	173	7.5
3	Brown, Amaya	23	122	5.3
30	Reus, Paula	22	106	4.8
12	Augmon, Aniyah	20	85	4.3
5	Duff, LaTora	22	81	3.7

Steals

##	Player	G	Stl	Stl/G
13	McGruder, Shaiquel	23	44	1.9
4	Duff, LaTascya	22	34	1.5
3	Brown, Amaya	23	31	1.3
5	Duff, LaTora	22	26	1.2
30	Reus, Paula	22	15	0.7

Offensive Rebounds

##	Player	G	OReb	OReb/G
13	McGruder, Shaiquel	23	57	2.5
3	Brown, Amaya	23	35	1.5
12	Augmon, Aniyah	20	33	1.7
30	Reus, Paula	22	17	0.8
5	Duff, LaTora	22	14	0.6

Blocked Shots

##	Player	G	Blk	Blk/G
13	McGruder, Shaiquel	23	50	2.2
30	Reus, Paula	22	12	0.5
3	Brown, Amaya	23	8	0.3
4	Duff, LaTascya	22	6	0.3
5	Duff, LaTora	22	5	0.2

Defensive Rebounds

##	Player	G	DReb	DReb/G
13	McGruder, Shaiquel	23	116	5.0
30	Reus, Paula	22	89	4.0
3	Brown, Amaya	23	87	3.8
5	Duff, LaTora	22	67	3.0
4	Duff, LaTascya	22	59	2.7

Minutes

##	Player	G	Min	Min/G
13	McGruder, Shaiquel	23	734	31:54
4	Duff, LaTascya	22	717	32:34
5	Duff, LaTora	22	703	31:56
3	Brown, Amaya	23	583	25:21
30	Reus, Paula	22	582	26:29



GAME 24: NEW MEXICO vs SAN DIEGO STATE

Game 1 | New Mexico at Southern Utah

Nov. 7, 2022 | Cedar City, Utah



Official Basketball Box Score - Final
New Mexico at Southern Utah
11/07/22 America First Event Center, Cedar City
2022-23 Women's Basketball

Game Time: 6:30 PM
Game Duration: 1:49

Officials: Kevin Kizewski, Lisa Bishop, Katie Bossenmaier

New Mexico - 68

Record: 0-1

NO. Name	Min	FG M-A	3P M-A	FT M-A	Rebounds OR DR TOT	Fouls PF FD	TP	AS	TO	ST	Blocks BS BA	+/-
13 Shaquell McGruder	F 31:38	6-10	0-1	1-2	2 3 5	4 1	13	1	3	5	1 0	3
30 Paulia Reus	F 15:17	1-4	1-3	0-0	1 1 2	2 1	3	0	0	1	0 1	-12
3 Amaya Brown	G 27:54	1-7	0-2	0-1	4 0 4	4 1	2	3	2	2	0 0	0
4 LaTascya Duff	G 38:32	7-16	4-12	2-2	0 3 3	0 4	20	3	1	5	1 0	-7
5 LaTora Duff	G 24:43	5-13	3-6	0-1	0 5 5	3 2	13	3	1	1	1 1	-10
14 Hulda Joaquin	02:25	0-1	0-0	0-0	1 1 0	0 0	0	0	0	0	1 0	-5
12 Aniyah Augmon	04:59	0-0	0-0	0-0	0 0 0	1 0	0	0	1	0	0 0	-9
33 Viané Cumber	19:13	0-6	0-5	0-0	2 2 2	2 2	0	0	3	0	0 1	-1
15 Jaelyn Bates	25:38	5-15	2-9	1-1	0 3 3	1 1	13	4	2	1	0 3	-1
24 Nia Johnson	03:36	1-2	0-0	0-1	0 0 0	1 1	2	0	0	0	0 0	2
10 Kath van Bennekom	06:05	1-2	0-0	0-0	2 1 3	0 2	2	1	2	1	0 0	0
Team					4 0 4		0	0				
Totals		27-62	10-39	4-8	13 19 32	18 15	68	15	15	16	4 6	-8

Technical Fouls: NONE

Shooting By Period	1st	2nd	3rd	4th	OT
FG%	7-18 38.9%	3-9 33.3%	0-1 0%	0-0 0%	
3PT%	0-1 0%	0-0 0%	0-0 0%	0-0 0%	
FT%	9-21 42.9%	3-11 27.3%	3-5 60%	6-19 31.6%	
1st FG%	7-18 38.9%	3-9 33.3%	0-1 0%	0-0 0%	
2nd FG%	3-9 33.3%	0-0 0%	0-0 0%	0-0 0%	
3rd FG%	0-0 0%	0-0 0%	0-0 0%	0-0 0%	
4th FG%	0-0 0%	0-0 0%	0-0 0%	0-0 0%	
OT FG%	0-0 0%	0-0 0%	0-0 0%	0-0 0%	
GM FG%	27-62 35.5%	10-39 25.6%	4-8 50.0%		
FT%	10-39 25.6%	4-8 50.0%			

Dead Ball Rebounds: 1,0

Southern Utah - 76

Record: 1-0

NO. Name	Min	FG M-A	3P M-A	FT M-A	Rebounds OR DR TOT	Fouls PF FD	TP	AS	TO	ST	Blocks BS BA	+/-
3 Megan Jensen	C 18:30	1-2	0-0	0-0	4 2 6	1 0	2	2	5	3	0 0	1
15 Lizzy Williamson	C 33:10	9-10	0-1	3 10 13	0 2	19	3	1	0	3	0 0	4
2 Tomekia Whitman	G 33:56	9-27	1-11	1-1	3 9 12	0 3	20	1	4	2	1 4	9
22 Daylani Ballena	G 29:57	6-10	3-3	1-1	2 5 7	18	5	1	0	0	0 12	
32 Cherita Daugherty	G 34:39	2-8	0-5	2-2	0 5 5	3 6	4	4	0	1	0 6	
1 Alexa Lord	19:41	2-3	0-0	0-0	2 3 5	4 2	4	1	3	0	0 0	4
13 Ashley Banks	06:03	0-0	0-0	0-0	0 0 0	4 0	0	0	0	1	1 0	6
34 Samantha Johnston	21:28	2-5	2-5	1-2	0 2 2	1 3	7	3	3	0	0 0	-3
4 Bryar Tronrier	02:36	0-0	0-0	0-0	0 0 0	0 0	0	0	0	0	0 0	1
Team					2 7 9		0	1				
Totals		31-65	6-25	8-9	15 39 54	15 18	76	19	26	7	6 4	8

Technical Fouls: NONE

Shooting By Period	1st	2nd	3rd	4th	OT
FG%	7-19 36.8%	3-9 33.3%	1-5 20.0%	1-1 100%	
3PT%	0-1 0%	0-0 0%	0-0 0%	0-0 0%	
FT%	9-21 42.9%	3-11 27.3%	3-5 60%	6-19 31.6%	
1st FG%	7-19 36.8%	3-9 33.3%	1-5 20.0%	1-1 100%	
2nd FG%	3-9 33.3%	0-0 0%	0-0 0%	0-0 0%	
3rd FG%	0-0 0%	0-0 0%	0-0 0%	0-0 0%	
4th FG%	0-0 0%	0-0 0%	0-0 0%	0-0 0%	
OT FG%	0-0 0%	0-0 0%	0-0 0%	0-0 0%	
GM FG%	31-65 47.7%	6-25 24.0%	1-5 20.0%		
FT%	8-9 88.9%				

Dead Ball Rebounds: 1,0

	UNM	SUU
Biggest lead	9 (1 st 5:23)	11 (4 th 1:31)
Best Scoring Run	9 (2 nd 4:51)	11 (3 rd 5:54)
Lead Changes	3	2
Times Tied	2	0
Time with Lead	16:49	21:57

Points from	UNM	SUU
Turnovers	26	16
Paint	30	44
Second Chance	16	9
Fast Breaks	19	8
Bench	17	11

Period by Period Scoring	1st	2nd	3rd	4th	TOT
UNM	17	24	14	13	68
SUU	16	20	25	15	76

Game 2 | New Mexico vs. Houston

Nov. 12, 2022 | Albuquerque, N.M.



Official Basketball Box Score - Final
Houston at New Mexico
11/12/22 The Pit, Albuquerque
2022-23 Women's Basketball

Game Time: 2:00 PM
Game Duration: 1:55
Attendance: 4,568

Officials: Chuck Gonzalez, Shelley Nakasone, Kyle Bacon

Houston - 61

Record: 0-2

NO. Name	Min	FG M-A	3P M-A	FT M-A	Rebounds OR DR TOT	Fouls PF FD	TP	AS	TO	ST	Blocks BS BA	+/-
1 Briar Patterson	F 26:53	2-5	0-1	0-0	3 4 7	2 1	4	0	4	1	0 1	-12
30 Tatyana Hill	F 24:58	8-13	0-0	4-5	7 4 11	4 4	20	1	1	1	2 0	4
4 Tae'lor Purvis	G 12:14	0-2	0-0	2-2	0 0 0	3 1	2	1	0	1	0 1	-6
10 Britney Onyeje	G 27:17	2-19	1-14	0-0	1 3 4	4 1	5	5	3	3	1 1	-5
14 Laila Blair	G 31:28	6-20	2-11	4-4	2 0 2	3 2	18	1	3	1	0 0	-9
15 De'Myia Brown	21:15	1-10	0-4	2-2	0 1 1	1 2	4	1	1	4	0 0	-7
22 Avalon Miller	11:34	1-2	0-0	0-0	2 1 3	2 0	2	0	2	1	0 0	-7
2 Tiera Young	25:14	1-6	0-0	0-0	2 2 4	1 0	2	1	2	0	0 0	0
34 Kamryn Jones	17:00	2-5	0-0	0-0	1 3 4	3 0	4	2	1	4	1 0	5
33 Logyn McNeil	02:07	0-0	0-0	0-0	0 1 1	0 0	0	0	0	0	0 0	-2
Team					6 4 10		0	1				
Totals		23-62	3-30	12-13	24 23 47	23 11	61	12	18	16	4 4	-7

Technical Fouls: NONE

Shooting By Period	1st	2nd	3rd	4th	OT
FG%	9-16 56.3%	3-9 33.3%	0-1 0%	0-0 0%	
3PT%	0-1 0%	0-0 0%	0-0 0%	0-0 0%	
FT%	9-21 42.9%	3-11 27.3%	3-5 60%	6-19 31.6%	
1st FG%	9-16 56.3%	3-9 33.3%	0-1 0%	0-0 0%	
2nd FG%	3-9 33.3%	0-0 0%	0-0 0%	0-0 0%	
3rd FG%	0-0 0%	0-0 0%	0-0 0%	0-0 0%	
4th FG%	0-0 0%	0-0 0%	0-0 0%	0-0 0%	
OT FG%	0-0 0%	0-0 0%	0-0 0%	0-0 0%	
GM FG%	23-62 36.8%	3-30 10.0%	12-13 92.3%		
FT%	12-13 92.3%				

Dead Ball Rebounds: 0,0

New Mexico - 68

Record: 1-1

NO. Name	Min	FG M-A	3P M-A	FT M-A	Rebounds OR DR TOT	Fouls PF FD	TP	AS	TO	ST	Blocks BS BA	+/-
13 Shaquell McGruder	F 28:28	5-8	0-1	1-2	1 7 8	2 1	11	1	2	3	1 0	9
30 Paula Reus	F 19:55	1-3	1-2	0-0	1 3 4	0 1	3	1	5	0	1 0	9
3 Amaya Brown	G 32:49	4-8	0-1	8-8	4 7 11	1 5	16	0	4	2	1 0	9
4 LaTascya Duff	G 27:45	1-5	0-3	4-4	0 2 2	4 3	6	0	2	0	1 7	
5 LaTora Duff	G 34:39	4-14	0-5	6-7	3 2 5	1 4	14	7	2	2	0 1	8
12 Aniyah Augmon	16:04	2-6	1-3	0-0	2 6 8	3 2	5	0	2	0	0 1	-2
15 Jaelyn Bates	13:30	0-2	0-1	0-2	0 1 1	1 1	0	2	2	1	0 0	-2
10 Kath van Bennekom	15:52	2-6	0-2	3-4	2 1 3	0 3	7	0	3	0	1 1	-10
24 Nia Johnson	10:58	2-5	0-2	2-2	0 3 3	0 2	6	1	0	0	0 0	-1
Team					1 4 5		0	1				
Totals		21-57	2-20	24-29	14 36 50	12 23	68	12	23	10	4 4	7

Technical Fouls: Duff 3rd 5:30

Shooting By Period	1st	2nd	3rd	4th	OT
FG%	7-14 50.0%	3-9 33.3%	1-4 25.0%	1-1 100%	
3PT%	0-1 0%	0-0 0%	0-0 0%	0-0 0%	
FT%	9-21 42.9%	3-11 27.3%	3-5 60%	6-19 31.6%	
1st FG%	7-14 50.0%	3-9 33.3%	1-4 25.0%	1-1 100%	
2nd FG%	3-9 33.3%	0-0 0%	0-0 0%	0-0 0%	
3rd FG%	0-0 0%	0-0 0%	0-0 0%	0-0 0%	
4th FG%	0-0 0%	0-0 0%	0-0 0%	0-0 0%	
OT FG%	0-0 0%	0-0 0%	0-0 0%	0-0 0%	
GM FG%	21-57 36.8%	3-30 10.0%	12-13 92.3%		
FT%	24-29 82.8%				

Dead Ball Rebounds: 4,0

	UH	UNM
Biggest lead	1 (3 rd 3:33)	9 (2 nd 8:06)
Best Scoring Run	10 (3 rd 3:33)	10 (3 rd 0:39)
Lead Changes	2	2
Times Tied	1	0
Time with Lead	00:17	39:10

Points from	UH	UNM
Turnovers	26	23
Paint	36	36
Second Chance	20	10
Fast Breaks	13	13
Bench	12	18

Period by Period Scoring	1st	2nd	3rd	4th	TOT
UH	12	13	19	17	61
UNM	15	13	23	17	68

Game 3 | New Mexico at New Mexico State

Nov. 15, 2022 | Las Cruces, N.M.



Official Basketball Box Score - Final
New Mexico at NM State
11/15/22 Pan American Center, Las Cruces, NM
2022-23 Women's Basketball

Game Time: 6:00 PM
Game Duration: 2:21
Attendance: 1,218

Officials: Brian Woods, Marc Merritt, Esther Hus

New Mexico - 64

Record: 1-2

NO. Name	Min	FG M-A	3P M-A	FT M-A	Rebounds OR DR TOT	Fouls PF FD	TP	AS	TO	ST	Blocks BS BA	+/-
13 Shaquell McGruder	F 38:14	5-9	0-1	1-1	0 8 8	3 1 11	0	3	2	3	1 -7	
30 Paula Reus	F 20:13	2-6	0-0	2-3	0 1 1	2 2 6	1	2	1	1 0	2 -2	
3 Amaya Brown	G 32:39	3-10	0-1	5-6	1 6 7	4 4 11	1	4	3	1 0	-14	
4 LaTascya Duff	G 34:45	3-14	2-6	2-2	3 6 9	0 3 10	1	1	3	1 11		
5 LaTora Duff	G 40:44	4-11	2-6	3-5	0 3 3	4 5 13	2	4	2	0 0	1 -18	
12 Aniyah Augmon	22:53	1-3	0-0	0-0	0 0 0	4 1 2	0	0	0	0 0	-11	
15 Jaelyn Bates	14:16	2-3	1-2	0-0	0 0 0	0 0 5	0	2	1	0 0	-11	
33 Viané Cumber	03:56	0-1	0-0	0-0	0 0 0	0 0 0	0	0	0	0 0	-6	
24 Nia Johnson	15:06	2-4	0-1	2-2	1 2 3	2 2 6	0	3	2	0 0	3 -9	
10 Kath van Bennekom	01:39	0-1	0-0	0-0	2 0 2	1 0 0	0	1	0	0 0	-4	
14 Hilda Joaquim	00:35	0-0	0-0	0-0	0 0 0	0 0 0	0	0	0	0 0	-2	
Team					0 0 0	0 0 1						
Totals		22-62	5-19	15-19	7 26 33	21 18 64	5	21	14	6 2	9 -8	

Game 5 | New Mexico vs Western N.M. Nov. 22, 2022 | Albuquerque, N.M.



Official Basketball Box Score - Final
Western N.M. at New Mexico
11/22/22 The Pit, Albuquerque
2022-23 Women's Basketball

Game Time: 7:00 PM
Game Duration: 1:40
Attendance: 4,439

Officials: Anita Ortega, McCal Judd, Simona Petronyte Sandovis

Western N.M. - 57

Record: 1-3

NO. Name	Min	FG	3P	FT	Rebounds	Fouls	TP	AS	TO	ST	Blocks	+/-
		M-A	M-A	M-A	OR DR TOT	PF FD					BS BA	
33 Diamond Moore	F 28:30	2-10	0-0	1-2	5 6 11	1 2 5	0	2	1	1	6	-25
0 Milan Tuttle	G 22:45	1-4	1-3	4-4	1 0 1	3 2 7	3	3	1	0	0	-20
1 Brooke Rodgers	G 34:55	3-11	1-2	2-4	2 6 8	2 3 9	3	4	0	1	1	-27
10 Cassandra Vickery	G 23:22	1-7	1-1	0-0	2 1 3	3 0 3	1	3	0	1	0	-8
12 Sydney Wright	G 34:05	7-15	3-7	3-3	0 1 1	0 4 20	0	6	2	0	2	-30
31 Briia Reed	22:59	2-5	0-1	0-0	3 3 6	0 1 4	1	5	0	0	0	-15
21 Eliza Joyne	19:20	2-5	0-0	0-0	2 4 6	1 0 4	1	2	1	2	0	-29
11 Kyra Paniora	14:04	2-2	0-0	1-3	0 0 0	4 3 5	0	3	0	0	0	-26
Team					3 1 4			0	1			
Totals		20-59	6-14	11-16	18 22 40	14 15 57	9	29	5	5	9	-36

Technical Fouls: NONE

Shooting By Period	1st	2nd	3rd	4th	FT	GM FG	FT
FG%	4-15	26.7%	3-5	60.0%	0-0	0%	0%
3PT%	0-0	0%	0-0	0%	0-0	0%	0%
FT%	1-3	33.3%	1-3	45.5%	0-0	0%	0%
FG%	7-14	50.0%	2-2	100.0%	0-0	0%	0%
3PT%	2-4	50.0%	0-0	0%	0-0	0%	0%
FT%	3-4	75%	0-0	0%	0-0	0%	0%
FG%	3-17	17.6%	0-0	0%	0-0	0%	0%
3PT%	0-0	0%	0-0	0%	0-0	0%	0%
FT%	4-7	57.1%	0-0	0%	0-0	0%	0%
GM FG%	20-59	33.9%	6-14	42.9%	11-16	68.8%	
FT%	11-16	68.8%					

Dead Ball Rebounds: 0, 0

New Mexico - 93

Record: 2-3

NO. Name	Min	FG	3P	FT	Rebounds	Fouls	TP	AS	TO	ST	Blocks	+/-
		M-A	M-A	M-A	OR DR TOT	PF FD					BS BA	
13 Shaiquel McGruder	F 23:55	6-9	0-0	2-2	4 3 7	1 1 14	3	0	4	5	0	27
30 Paula Reus	F 26:54	2-5	0-1	3-3	1 3 4	3 4 7	0	2	0	0	0	17
3 Amaya Brown	G 17:33	4-9	0-0	2-2	2 6 8	4 1 10	2	1	2	0	0	19
15 Jaelynn Bates	G 38:15	5-12	1-5	0-0	0 5 5	4 2 11	6	4	2	0	1	23
33 Viané Cumber	G 30:06	7-12	6-8	2-2	0 2 2	1 1 22	2	2	4	0	2	31
24 Nia Johnson	29:57	7-15	1-5	3-5	0 1 1	1 3 18	1	1	3	1	1	25
10 Kath van Bennekom	19:17	1-3	0-1	0-0	1 1 2	1 2 2	1	2	1	1	0	23
14 Hulda Joaquin	18:43	4-9	1-1	0-0	5 1 6	0 0 9	1	0	3	2	1	16
Team					4 4 8			0	0			
Totals		36-74	9-21	12-14	17 26 43	15 14 93	18	12	19	9	5	36

Technical Fouls: NONE

Shooting By Period	1st	2nd	3rd	4th	FT	GM FG	FT
FG%	8-15	53.3%	3-5	60.0%	0-0	0%	0%
3PT%	2-4	50.0%	0-0	0%	0-0	0%	0%
FT%	1-3	33.3%	1-3	45.5%	0-0	0%	0%
FG%	7-17	41.2%	3-7	42.9%	0-0	0%	0%
3PT%	2-7	28.6%	0-0	0%	0-0	0%	0%
FT%	3-5	60%	0-0	0%	0-0	0%	0%
FG%	10-23	43.5%	2-6	33.3%	3-4	100%	0%
3PT%	2-6	33.3%	0-0	0%	0-0	0%	0%
FT%	4-4	100%	0-0	0%	0-0	0%	0%
FG%	11-19	57.9%	3-4	75.0%	0-0	0%	0%
3PT%	3-4	75.0%	0-0	0%	0-0	0%	0%
FT%	9-21	42.9%	12-14	85.7%			

Dead Ball Rebounds: 1, 0

	WNMU	UNM
Biggest lead	6 (1st 9:08)	38 (4th 1:16)
Best Scoring Run	6 (1st 9:08)	11 (1st 1:00)
Lead Changes	1	1
Times Tied	1	1
Time with Lead	01:56	37:23

Points from	WNMU	UNM
Turnovers	15	43
Paint	26	54
Second Chance	9	11
Fast Breaks	7	38
Bench	13	29

Period by Period Scoring	1st	2nd	3rd	4th	TOT
WNMU	11	17	19	10	57
UNM	23	19	26	25	93

Game 6 | New Mexico at Texas A&M-Commerce Nov. 26, 2022 | Commerce, Texas



Official Basketball Box Score - Final
New Mexico at Texas A&M-Commerce
11/26/22 Field House, Commerce, TX
2022-23 Women's Basketball

Game Time: 2:00 PM
Game Duration: 1:46
Attendance: 234

Officials: Britton Sherry, Nina Norman, Glen Dixon

New Mexico - 78

Record: 3-3

NO. Name	Min	FG	3P	FT	Rebounds	Fouls	TP	AS	TO	ST	Blocks	+/-
		M-A	M-A	M-A	OR DR TOT	PF FD					BS BA	
13 Shaiquel McGruder	F 25:35	4-8	1-2	1-2	1 6 7	3 1 10	1	0	1	4	1	10
30 Paula Reus	F 32:20	5-10	5-8	3-4	1 8 9	2 3 18	4	6	2	3	0	26
3 Amaya Brown	G 10:04	1-3	0-0	0-0	1 3 4	2 0 2	0	0	1	0	1	1
4 LaTascya Duff	G 39:49	3-11	0-5	0-0	0 2 2	2 2 6	3	3	2	0	1	9
5 LaTora Duff	G 35:49	4-12	3-8	4-4	0 5 5	2 8 15	6	1	2	1	1	8
33 Viané Cumber	22:42	6-9	2-5	1-2	0 2 2	3 1 15	0	1	2	0	0	8
24 Nia Johnson	13:40	3-5	0-0	0-0	0 1 1	2 0 6	2	2	1	0	0	-1
15 Jaelynn Bates	08:09	0-2	0-0	0-0	0 1 1	2 0 2	2	1	0	0	0	-5
10 Kath van Bennekom	02:07	0-1	0-0	0-0	1 0 1	0 0 0	0	0	0	0	0	-6
14 Hulda Joaquin	09:45	3-4	0-0	0-0	1 0 1	1 0 6	0	1	0	0	1	-15
Team					0 2 2			0	0			
Totals		29-65	11-28	9-12	5 30 35	19 15 78	18	16	12	8	6	7

Technical Fouls: NONE

Shooting By Period	1st	2nd	3rd	4th	FT	GM FG	FT
FG%	7-18	38.9%	3-7	42.9%	0-0	0%	0%
3PT%	2-6	33.3%	0-0	0%	0-0	0%	0%
FT%	1-2	50.0%	0-0	0%	0-0	0%	0%
FG%	6-16	37.5%	3-7	42.9%	0-0	0%	0%
3PT%	2-7	28.6%	0-0	0%	0-0	0%	0%
FT%	0-0	0%	0-0	0%	0-0	0%	0%
FG%	9-14	64.3%	3-7	42.9%	0-0	0%	0%
3PT%	4-8	50.0%	0-0	0%	0-0	0%	0%
FT%	7-10	70%	0-0	0%	0-0	0%	0%
GM FG%	29-65	44.6%	11-28	39.3%	9-12	75.0%	
FT%	9-12	75.0%					

Dead Ball Rebounds: 2, 0

Texas A&M-Commerce - 71

Record: 1-4

NO. Name	Min	FG	3P	FT	Rebounds	Fouls	TP	AS	TO	ST	Blocks	+/-
		M-A	M-A	M-A	OR DR TOT	PF FD					BS BA	
23 Zaria Collins	F 17:53	0-2	0-0	0-2	0 3 3	0 1 0	3	1	0	0	0	-12
34 Laila Lawrence	F 20:39	9-16	0-0	1-1	7 5 12	1 4 19	2	2	0	2	0	-7
2 Mia Deck	G 21:36	0-5	0-2	2-2	2 1 3	4 2 2	1	0	1	1	2	-9
12 Dyani Robinson	G 29:21	7-20	3-9	2-2	0 6 6	1 3 19	1	3	0	1	0	-4
24 Asiyha Smith	G 33:46	1-9	0-2	1-2	0 3 3	0 1 3	4	3	0	0	0	-17
4 Jada Hood	11:35	1-2	1-2	0-0	0 0 0	2 0 3	1	1	2	0	0	-4
10 DesiRay Kernal	24:45	1-6	0-1	4-4	3 5 8	4 5 6	5	2	1	0	1	4
1 Dorian Norris	05:33	0-0	0-0	0-0	0 0 0	1 0 0	0	0	0	0	0	-3
32 Symmone James	16:36	7-10	0-0	0-2	2 5 7	2 1 14	1	3	0	1	2	0
20 Olivia Russell	18:16	1-2	0-0	3-4	0 0 0	0 2 5	2	3	4	1	0	17
Team					4 3 7			0	0			
Totals		27-72	4-16	13-19	18 31 49	15 19 71	20	18	9	6	8	-7

Technical Fouls: NONE

Shooting By Period	1st	2nd	3rd	4th	FT	GM FG	FT
FG%	3-16	18.8%	3-7	42.9%	0-0	0%	0%
3PT%	0-4	0.0%	0-0	0%	0-0	0%	0%
FT%	4-4	100%	0-0	0%	0-0	0%	0%
FG%	6-19	42.1%	3-7	42.9%	0-0	0%	0%
3PT%	2-4	50.0%	0-0	0%	0-0	0%	0%
FT%	1-6	16.7%	0-0	0%	0-0	0%	0%
FG%	10-22	45.5%	3-7	42.9%	0-0	0%	0%
3PT%	1-4	25.0%	0-0	0%	0-0	0%	0%
FT%	4-5	80%	0-0	0%	0-0	0%	0%
FG%	6-15	40.0%	3-7	42.9%	0-0	0%	0%
3PT%	1-4	25.0%	0-0	0%	0-0	0%	0%
FT%	4-4	100%	0-0	0%	0-0	0%	0%
GM FG%	27-72	37.5%	4-16	25.0%	13-19	68.4%	
FT%	13-19	68.4%					

Dead Ball Rebounds: 3, 1

	UNM	TAMUC
Biggest lead	12 (1st 1:10)	5 (3rd 1:31)
Best Scoring Run	11 (4th 8:23)	14 (3rd 1:31)
Lead Changes	4	22
Times Tied	4	21
Time with Lead	32:36	03:23

Points from	UNM	TAMUC
Turnovers	16	19
Paint	34	46
Second Chance	4	22
Fast Breaks	21	24
Bench	27	28

Game 7 | New Mexico at Nicholls Nov. 29, 2022 | Thibodaux, La.



Official Basketball Box Score - Final
New Mexico at Nicholls
11/29/22 David R. Stophel Gymnasium, Thibodaux
2022-23 Women's Basketball

Game Time: 5:00 PM
Game Duration: 1:36
Attendance: 225

Officials: Travis Jones, Tiffany Bridges, Kelly Johnson

New Mexico - 72

Record: 4-3

NO. Name	Min	FG	3P	FT	Rebounds	Fouls	TP	AS	TO	ST	Blocks	+/-
		M-A	M-A	M-A	OR DR TOT	PF FD					BS BA	
13 Shaiquel McGruder	F 31:27	7-11	0-0	1-2	6 8 14	2 1 15	1	1	0	3	0	18
30 Paula Reus	F 21:59	3-8	1-5	0-0	1 1 2	5 1 7	1	2	1	1	0	12
3 Amaya Brown	G 31:27	5-14	1-5	4-4	6 2 8	3 3 15	3	2	5	1	1	19
4 LaTascya Duff	G 38:21	7-15	6-14	0-0	0 5 5	1 1 20	5	1	3	0	0	17
5 LaTorra Duff	G 33:39	2-10	0-6	4-4	1 4 5	2 3 8	3	0	0	0	0	13
10 Kath van Bennekom	F 37:04	0-1	0-0	0-0	1 0 1	0 0 0	0	0	0	0	0	-2
24 Na Johnson	F 11:20	0-3	1-2	0-0	1 0 1	0 0 0	0	0	0	0	0	0
33 Anyah Cumber	09:35	0-3	0-3	0-0	1 1 2	0 0 0	0	0	0	0	0	3
12 Vaniah Augmon	14:38	1-2	0-0	0-0	1 1 2	0 2 2	2	1	1	0	0	0
Team					2 1 3	0	0	1				
Totals		27-70	9-35	9-10	18 23 41	15 11 72	14	11	14	5	1	17



GAME 24: NEW MEXICO vs SAN DIEGO STATE

Game 9 | New Mexico vs Abilene Christian

Dec. 7, 2022 | Albuquerque, N.M.



Official Basketball Box Score - Final
Abilene Christian at New Mexico
12/07/22 The PL, Albuquerque
2022-23 Women's Basketball

Game Time: 7:00 PM
Game Duration: 1:35
Attendance: 4,385

Officials: Bob Scofield, Benny Luna, Iyeyina (Iy) Seales

Abilene Christian - 61		Record: 4-4												
NO. Name	Min	FG M-A	3P M-A	FT M-A	Rebounds OR DR TOT	Fouls PF FD	TP	AS	TO	ST	Blocks BS BA	+/-		
4 Maleeah Langstaff	F 38:41	2-8	0-0	2-2	2 6 8	3 3	6	2	4	1	0	1	-9	
12 Addison Martin	F 37:31	3-8	0-0	2-3	2 6 8	3 4	8	0	1	1	0	1	-6	
1 Aspen Thornton	G 25:28	7-16	2-6	1-1	1 3 4	2 1	17	3	4	1	1	3	-8	
23 Claire Graham	F 25:12	4-7	0-3	0-0	1 6 7	3 0	8	2	2	0	0	0	-4	
31 Madi Miller	G 38:21	4-11	1-5	3-4	1 2 3	2 5	12	2	2	1	0	3	-10	
13 Zoe Jackson	F 24:48	2-6	2-4	1-2	0 2 2	0 1	7	2	1	1	0	0	-4	
5 Hampton Williams	03:59	0-0	0-0	0-0	0 1 1	1 0	0	0	0	0	1	0	-4	
32 Brooke Jessen	03:48	0-1	0-0	0-0	0 0 0	2 0	0	0	1	1	0	0	-5	
20 Tristin Keller	02:12	1-1	1-1	0-0	0 0 0	1 0	3	0	0	0	0	0	0	
Team					3 1 4	0	0	0	0	0	0	0		
Totals		23-58	6-19	9-12	10 27 37	17 14	61	11	15	6	2	8	-10	

Technical Fouls: NONE

Shooting By Period		
1 st FG%	6-13	46.2%
3PT%	1-4	25.0%
FT%	3-3	100%
2 nd FG%	4-14	28.6%
3PT%	0-5	0.0%
FT%	4-6	66.7%
3 rd FG%	8-17	47.1%
3PT%	2-6	33.3%
FT%	1-1	100%
4 th FG%	5-14	35.7%
3PT%	3-4	75.0%
FT%	1-2	50%
GM FG%	23-58	39.7%
3PT%	6-19	31.6%
FT%	9-12	75.0%

Dead Ball Rebounds: 1, 1

Game 10 | New Mexico vs NM State

Dec. 11, 2022 | Albuquerque, N.M.



Official Basketball Box Score - Final
New Mexico St. at New Mexico
12/11/22 The PL, Albuquerque
2022-23 Women's Basketball

Game Time: 5:00 PM
Game Duration: 1:46
Attendance: 6,007

Officials: Brenda Pantoja, Brian Woods, Shelley Nakasone

New Mexico St. - 64		Record: 3-6												
NO. Name	Min	FG M-A	3P M-A	FT M-A	Rebounds OR DR TOT	Fouls PF FD	TP	AS	TO	ST	Blocks BS BA	+/-		
14 Ashlee Strawbridge	F 18:24	2-6	0-1	1-1	1 2 3	0 1	5	1	0	0	0	-3		
0 Molly Kaiser	G 34:38	6-12	0-1	4-5	1 1 2	3 6	16	2	6	0	0	0		
20 Taylor Donaldson	G 28:59	4-12	0-4	3-4	1 0 1	4 2	11	1	0	1	0	12		
23 Sylrena Peterson	G 21:51	6-10	1-3	0-1	1 2 3	1 4	13	1	2	4	0	1		
30 Fama Thiam	G 25:34	4-11	1-6	0-1	0 4 4	1 1	9	3	3	2	0	1		
11 Shaila Inoussa	G 22:44	2-5	0-1	0-2	4 5 3	4 0	4	1	2	0	0	-3		
1 Shania Harper	G 22:09	2-4	0-0	0-0	4 5 9	0 0	4	1	1	1	0	-7		
5 Moe Shida	G 04:58	0-1	0-0	0-0	0 1 1	0 0	0	1	0	1	0	-3		
34 Tayelin Grays	G 16:56	1-3	0-2	0-0	1 2 3	3 0	2	0	2	0	0	-6		
10 Sabou Gueye	G 03:47	0-0	0-0	0-0	0 0 0	0 0	0	0	0	0	0	-1		
Team					5 0 5	0	0	0	0	0	0	0		
Totals		27-64	2-18	8-14	15 21 36	15 14	64	11	16	9	0	4	-1	

Technical Fouls: NONE

Shooting By Period		
1 st FG%	7-14	50.0%
3PT%	1-4	33.3%
FT%	4-4	100%
2 nd FG%	6-16	37.5%
3PT%	0-5	0.0%
FT%	0-0	0%
3 rd FG%	7-16	43.8%
3PT%	1-5	20.0%
FT%	1-2	50%
4 th FG%	7-18	38.9%
3PT%	0-5	0.0%
FT%	3-8	37.5%
GM FG%	27-64	42.2%
3PT%	2-18	11.1%
FT%	8-14	57.1%

Dead Ball Rebounds: 1, 0

New Mexico - 71		Record: 5-4												
NO. Name	Min	FG M-A	3P M-A	FT M-A	Rebounds OR DR TOT	Fouls PF FD	TP	AS	TO	ST	Blocks BS BA	+/-		
13 Shaquell McGruder	F 37:42	9-9	0-0	5-9	3 10 13	0 6	23	0	0	4	5	0	12	
30 Paula Reus	F 34:05	4-10	1-3	2-2	1 7 8	4 1	11	3	2	0	0	0	15	
3 Amaya Brown	G 29:59	4-10	0-0	2-2	1 2 3	3 2	10	0	1	1	1	0	12	
4 LaTascya Duff	G 31:39	6-11	5-9	2-2	0 3 3	2 2	19	2	2	2	0	0	9	
5 LaTora Duff	G 32:49	1-9	1-6	0-0	1 4 5	1 1	3	2	1	1	1	6		
12 Anyiah Augmon	18:05	1-2	0-0	0-0	1 0 1	3 3	2	3	1	0	0	0	-1	
33 Viane Cumber	05:12	0-2	0-2	0-0	0 0 0	0 0	0	0	0	1	0	0	-3	
24 Nia Johnson	08:00	0-3	0-1	3-4	0 0 0	1 2	3	0	0	0	1	1	2	
10 Kath van Bennekorn	02:18	0-1	0-0	0-0	0 0 0	0 0	0	0	0	0	0	0	-2	
Team					0 1 1	0	1	0	0	0	0	0	0	
Totals		25-57	7-21	14-19	7 27 34	14 17	71	16	9	9	8	2	10	

Technical Fouls: NONE

Shooting By Period		
1 st FG%	10-17	58.8%
3PT%	4-8	50.0%
FT%	0-0	0%
2 nd FG%	3-13	23.1%
3PT%	1-6	16.7%
FT%	3-4	75%
3 rd FG%	5-16	31.3%
3PT%	1-5	20.0%
FT%	3-4	75%
4 th FG%	7-11	63.6%
3PT%	1-2	50.0%
FT%	5-6	83.3%
GM FG%	25-57	43.9%
3PT%	7-21	33.3%
FT%	14-19	73.7%

Dead Ball Rebounds: 2, 0

New Mexico - 65		Record: 6-4												
NO.	Name	Min	FG M-A	3P M-A	FT M-A	Rebounds OR DR TOT	Fouls PF FD	TP	AS	TO	ST	Blocks BS BA	+/-	
13	Shaquell McGruder	F 35:07	6-9	1-2	3-6	0 3 3	3 4	16	0	2	2	1	0	3
30	Paula Reus	F 37:20	5-6	0-1	1-1	2 8 10	0 3	11	4	3	2	1	0	-4
3	Amaya Brown	G 20:42	1-7	0-1	0-0	0 4 4	3 0	2	2	4	1	0	0	-6
4	LaTascya Duff	G 34:43	4-8	4-8	0-0	0 1 1	1 0	12	2	1	5	0	0	0
5	LaTora Duff	F 27:10	1-4	0-2	0-1	0 0 0	3 1	2	2	4	2	1	0	5
12	Anyiah Augmon	F 19:04	1-3	0-0	3-6	2 2 4	4 5	5	3	5	0	0	0	11
33	Viane Cumber	F 18:53	5-6	4-5	1-2	0 4 4	0 1	15	0	0	0	1	0	-5
24	Nia Johnson	F 07:01	0-1	0-1	2-2	0 0 0	0 1	2	1	1	0	0	0	1
Team						1 4 5	0	0	1					
Totals			23-44	9-20	10-18	5 26 31	14 15	65	14	21	12	4	0	1
Technical Fouls: NONE														

Technical Fouls: NONE

Shooting By Period		
1 st FG%	6-14	42.9%
3PT%	4-9	44.4%
FT%	1-2	50%
2 nd FG%	9-13	69.2%
3PT%	5-5	60.0%
FT%	2-2	100%
3 rd FG%	6-12	50.0%
3PT%	1-3	33.3%
FT%	1-2	50%
4 th FG%	2-5	40.0%
3PT%	1-3	33.3%
FT%	6-12	50%
GM FG%	23-44	52.3%
3PT%	9-20	45.0%
FT%	10-18	55.6%

Dead Ball Rebounds: 3, 1

ACU		UNM	
Biggest lead	1 (3 rd 1:03)	13 (2 nd 4:27)	
Best Scoring Run	7 (3 rd 4:29)	12 (4 th 7:34)	
Lead Changes	2		
Times Tied	1		
Time with Lead	00:09	38:05	

Points from		ACU		UNM	
Turnovers	7	15			
Paint	28	32			
Second Chance	9	7			
Fast Breaks	7	17			
Bench	10	5			

Period by Period Scoring	
1st 2nd 3rd 4th TOT	
ACU 16 12 19 14 61	
UNM 24 13 14 20 71	

NMSU		UNM	
Biggest lead	3 (1 st 8:06)	11 (3 rd 8:47)	
Best Scoring Run	8 (4 th 3:49)	14 (3 rd 8:47)	
Lead Changes	13		
Times Tied	10		
Time with Lead	09:05	26:19	

Points from		NMSU		UNM	
Turnovers	14	19			
Paint	34	22			
Second Chance	13	6			
Fast Breaks	13	14			
Bench	10	22			

Period by Period Scoring	
1st 2nd 3rd 4th TOT	
NMSU 19 12 16 17 64	
UNM 17 23 14 11 65	

Game 11 | New Mexico vs Old Dominion

Dec. 20, 2022 | New Port Richey, Fla.



Official Basketball Box Score - Final
Old Dominion University at University of New Mexico
12/20/22 Pasco Hernandez State College West Campus, New Port Richey, FL
Suncoast Challenge

Game Time: 12:00 PM
Game Duration: 1:41
Attendance: 89

Officials: Tasha Smith, Ed Sidasky, John Caporaso

Old Dominion University - 57		Record: 8-5															
NO.	Name	Min	FG		3P	FT	Rebounds		Fouls		TP	AS	TO	ST	Blocks		+/-
			M	A	M		A	OR	DR	PF					FD	BS	
23	Amari Young	F 24:31	2-8	0-0	2-2	4	6	10	4	7	6	0	3	3	0	0	-3
20	Jada Duckett	C 14:14	1-2	0-0	0-0	2	2	4	2	0	2	0	2	1	0	0	-4
2	Makayla Dickens	G 26:07	4-10	1-4	2-2	1	0	1	0	1	11	2	4	1	0	0	-16
4	Jordan McLaughlin	G 31:56	0-9	0-6	5-6	0	5	5	2	3	5	4	3	0	0	0	-9
11	Kaye Clark	G 32:11	8-17	3-9	0-1	4	1	5	2	2	19	3	6	0	0	0	-3
12	Brianna Jackson	08:34	0-2	0-0	0-0	2	2	4	1	0	0	2	0	0	0	0	-2
14	Jaiyia Jones	01:01	14-04	0-1	1-2	0	1	1	0	1	1	0	2	0	0	0	-11
3	Althea Kara Angeles	17:57	4-8	3-5	0-0	1	2	3	0	1	11	1	0	1	0	0	-13
0	Joy Campbell	08:04	0-0	0-0	0-0	0	1	1	1	0	0	1	1	0	0	0	-8
55	Brenda Fontana	13:16	0-1	0-1	0-0	1	3	4	3	0	0	0	1	0	0	0	-20
25	Kaylen Nelson	02:29	1-1	0-0	0-0	0	0	0	0	2	0	0	1	0	0	0	0
24	Mikayla Brown	06:37	0-1	0-0	0-0	0	0	0	2	0	0	1	0	0	1	0	-8
Team						1	2	3	0	0	0	2					
Totals			20-60	7-26	10-13	16	25	41	17	15	57	11	27	7	0	1	-17

Technical Fouls: NONE

Shooting By Period		
1 st	FG%	6-16 37.5%
	3PT%	0-5 0.0%
	FT%	3-5 60%
2 nd	FG%	4-12 33.3%
	3PT%	2-7 28.6%
	FT%	0-0 0%
3 rd	FG%	6-16 37.5%
	3PT%	1-4 25.0%
	FT%	5-6 83.3%
4 th	FG%	4-16 25.0%
	3PT%	4-10 40.0%
	FT%	2-2 100%
GM	FG%	20-60 33.3%
	3PT%	7-26 26.9%
	FT%	10-13 76.9%

Game 13 | New Mexico vs South Carolina St. Dec. 29, 2022 | Albuquerque, N.M.

Game 14 | New Mexico vs Air Force Jan. 1, 2023 | Albuquerque, N.M.

Official Basketball Box Score - Final														
South Carolina St. at New Mexico														
12/29/22 The PL, Albuquerque														
2022-23 Women's Basketball														
Officials: Peter Contreras, Jen Zylstra, Glen Dixon														
Game Time: 7:00 PM														
Game Duration: 1:37														
Attendance: 4,568														
Record: 1-13														
NO. Name	Min	FG	3P	FT	Rebounds	Fouls	TP	AS	TO	ST	Blocks	BS	BA	+/-
		M-A	M-A	M-A	OR DR TOT	PF FD								
23 Alicia Fields	F 24:31	5-11	0-0	0-0	1 4 5	1 0	10	2	2	0	1	1	1	-22
1 Mekayla Lumpkin	G 20:31	1-4	0-2	0-0	0 1 1	0 0	2	0	1	0	0	0	0	-42
2 Nadia Reese	G 23:29	4-10	3-6	0-0	0 0 0	1 1	11	1	2	1	0	0	0	-24
24 Nicole Gwynn	G 26:29	2-13	0-8	4-5	0 5 5	1 4	8	3	4	2	0	0	0	-26
30 Tiona Walls	G 19:38	2-4	0-0	0-0	2 1 3	1 0	4	1	1	0	0	0	0	-34
0 Jariah Hinton	13:12	3-4	1-1	1-2	0 2 2	0 1	8	0	0	0	0	0	0	-17
3 Lovely Sonnier	19:36	2-5	0-0	0-1	2 4 6	3 2	4	0	1	0	2	0	0	-14
12 Jayah Hicks	16:58	0-6	0-1	0-0	1 3 4	2 0	0	1	0	1	0	2	0	-32
14 Ajia Smith	16:31	1-5	0-0	0-0	1 0 1	1 0	2	0	1	0	0	1	0	-28
22 Shar'Dasia Zeigler	05:20	1-2	0-0	0-1	0 1 1	1 1	2	0	1	1	0	0	0	-3
15 Hanifa Neal	13:45	2-3	0-0	0-0	0 1 1	2 0	4	0	1	1	0	0	0	-18
Team					3 1 4		0		3					
Totals		23-67	4-18	5-9	10 23 33	13 9	55	8	17	6	3	5	5	-52
Technical Fouls:NONE														

Official Basketball Box Score - Final														
Air Force at New Mexico														
01/01/23 The PL, Albuquerque														
2022-23 Women's Basketball														
Officials: Michol Murray, Kyle Bacon, Benny Luna														
Game Time: 2:00 PM														
Game Duration: 1:37														
Attendance: 4,834														
Record: 6-8 (1-1)														
NO. Name	Min	FG	3P	FT	Rebounds	Fouls	TP	AS	TO	ST	Blocks	BS	BA	+/-
		M-A	M-A	M-A	OR DR TOT	PF FD								
33 Nikki McDonald	F 30:27	7-12	2-5	0-0	1 2 3	3 1	16	1	1	1	0	0	0	-14
4 Madison Smith	G 31:28	6-15	2-5	2-2	2 1 3	2 2	16	3	2	2	0	0	1	-6
10 Kamri Heath	G 20:16	1-6	1-1	0-0	1 4 5	1 1	3	2	1	0	0	0	0	-4
11 Kayla Pilson	G 32:16	1-7	0-0	2-2	3 6 9	1 1	4	1	3	1	0	0	0	-9
40 Jo Hunter	G 30:38	1-4	1-3	0-0	0 2 2	1 0	3	6	1	1	1	0	0	-12
2 Milajene Perry	21:32	3-9	0-2	1-1	1 4 5	2 2	7	1	1	1	0	0	0	-10
5 Taylor Britt	13:27	1-6	0-3	0-0	0 2 2	1 0	2	2	0	1	0	0	0	-2
13 Faith Shelton	08:42	0-1	0-1	1-2	1 0 1	3 2	1	0	1	0	0	0	0	-5
30 Dasha Macmillan	11:14	3-6	0-1	0-0	1 1 2	1 0	6	0	0	0	0	0	0	2
Team					3 1 4		0		1					
Totals		23-66	6-21	6-7	13 23 36	15 9	58	16	11	7	1	5	1	-12
Technical Fouls:NONE														

New Mexico - 107										Record: 8-5									
NO. Name	Min	FG M-A	3P M-A	FT M-A	Rebounds OR DR TOT	Fouls PF FD	TP	AS	TO	ST	Blocks BS BA	+/-	Shooting By Period						
13 Shaquell McGruder	F 23:16	10-12	0-0	3-3	3 5 8	0 3	23	1	0	2	3	0	36	1st FG% 13-23 56.5%					
30 Paula Reus	F 23:16	5-9	3-6	0-0	0 2 2	1 1	13	3	1	1	0	0	34	3PT% 4-11 36.5%					
3 Amaya Brown	G 17:59	2-7	0-0	0-0	1 2 3	0 1	4	1	0	0	0	0	24	FT% 0-0 0%					
4 LaTascya Duff	G 26:54	5-12	0-0	0 7 7	0 0	15	8	1	0	0	0	0	47	3PT% 5-15 60.0%					
5 LaTora Duff	G 20:44	3-3	2-2	0-0	1 1 2	0 0	8	5	1	2	0	0	31	3PT% 5-8 62.5%					
10 Kath van Bennekorn	12:23	2-4	0-0	0-2	1 3 4	1 1	4	2	0	1	1	1	6	FT% 2-4 50%					
15 Jaelyn Bates	16:03	6-7	4-4	0-0	1 2 3	1 2	16	2	2	1	0	0	9	3rd FG% 8-20 40.0%					
24 Nia Johnson	16:44	1-4	0-2	2-2	0 4 4	2 1	4	3	2	0	0	0	18	3PT% 4-12 33.3%					
33 Viane Cumber	20:49	5-10	4-9	2-2	0 6 6	2 1	16	1	1	2	0	0	27	4th FG% 10-16 66.7%					
12 Aniyah Augmon	09:04	0-1	0-1	0-2	1 1 2	0 2	0	0	2	0	0	0	19	3PT% 5-8 62.5%					
14 Hulda Joaquin	12:48	1-4	0-1	2-2	2 1 3	0 1	4	0	0	0	1	1	9	FT% 3-3 100%					
Team					1 3 4		0	0	0					GM FG% 47-73 64.3%					
Totals		40-73	18-39	9-13	11 37 48	9 13	107	26	10	9	5	3	52	3PT% 18-39 46.2%					
														FT% 9-13 69.2%					
Technical Fouls:NONE																			
Dead Ball Rebounds: 3, 0																			

New Mexico - 70

Record: 9-5 (1-0)

Dead Ball Rebounds: 0

NO.	Name	Min	FG	3P	FT	Rebounds	Fouls	TP	AS	TO	ST	Blocks	+/-	
			M-A	M-A	M-A	OR DR TOT	PF FD					BS BA		
13	Shaquell McGruder	F 37:35	10-14	0-0	1-5	4 9 13	0 4	21	1	1	2	4 0 8	1 st FG% 9-17 52.9%	
30	Paula Reus	F 29:22	1-4	0-3	2-2	0 4 4	1 1	4	4	1	0	0 0 12	3PT% 3-7 42.9%	
3	Amaya Brown	G 28:19	4-10	0-2	0-0	1 6 7	2 1	8	1	3	1	0 0 5	FT% 0-2 0%	
4	LaTascya Duff	G 35:47	3-7	3-7	0-0	0 0 0	0 2	9	1	1	0	0 0 10	2 nd FG% 7-15 46.7%	
5	LaTora Duff	G 34:42	5-11	1-4	4-4	0 7 7	3 3	15	7	4	2	0 1 13	3PT% 4-4 0.0%	
12	Aniyah Augmon	21:12	2-5	0-2	1-2	2 1 3	1 4	5	1	1	1	0 0 8	FT% 3-5 60%	
33	Viane Cumber	13:03	3-4	2-3	0-0	0 1 1	2 0	8	0	1	0	0 0 4	3 rd FG% 5-13 38.5%	
Team						0 3 3		0		0			3PT% 1-6 16.7%	
Totals		28:55	6:21	8:13	7 31 38	9 15	70	15	12	6 5 1 12			FT% 1-2 50%	
Technical Fouls:NONE														4 th FG% 7-10 70.0%
														3PT% 2-4 50.0%
														FT% 4-4 100%
														GM FG% 28-55 50.9%
														3PT% 6-21 28.6%
														FT% 8-13 61.5%


Dead Ball Rebounds: 0

SCSU		UNM
Biggest lead	0 (1 st 10:00)	56 (4 th 2:34)
Best Scoring Run	6 (3 rd 9:47)	19 (4 th 2:34)
Lead Changes	0	0
Times Tied	0	0
Time with Lead	00:00	38:35

AF		UNM
Biggest lead	6 (1 st 7:11)	15 (4 th 2:53)
Best Scoring Run	6 (1 st 7:11)	10 (1 st 5:08)
Lead Changes	1	0
Times Tied	2	0
Time with Lead	02:41	35:52

Game 15 | New Mexico at Wyoming Jan. 5, 2023 | Laramie, Wyo.

Game 16 | New Mexico at Colorado State Jan. 7, 2023 | Fort Collins, Colo.



Official Basketball Box Score - Final

New Mexico at Wyoming

01/05/23 Arena-Auditorium, Laramie, Wyo.

2022-23 Women's Basketball

Game Time: 6:30 PM

Game Duration: 1:58

Attendance: 1,942

New Mexico - 69

Record: 9-6 (1-1)

NO. Name	Min	FG		3P	Rebounds		Fouls		TP	AS	TO	ST	Blocks		+/-
		M-A	M-A	M-A	OR	DR	PF	FT					BS	BA	
13 Shaquell McGruder	F 32:43	9-18	2-9	2-2	1	1	2	1	22	1	0	3	5	1	-14
30 Paula Reus	F 31:50	3-6	2-5	0-0	5	5	2	8	0	1	1	0	1	0	
3 Amaya Brown	G 17:07	3-6	1-2	1-1	1	2	3	2	1	8	1	2	0	0	-15
4 LaTascya Duff	G 35:01	5-8	4-6	0-0	0	0	0	2	14	2	1	0	1	1	
5 LaTora Duff	G 32:11	3-8	0-3	0-0	3	3	1	1	6	2	4	0	0	-7	
12 Aniyah Augmon	20:20	2-4	0-0	0-0	1	1	1	2	4	5	1	1	0	0	
15 Jaelyn Bates	18:48	2-4	0-2	0-0	2	2	1	0	4	1	0	0	0	1	
33 Viana Cumber	08:26	1-3	0-2	0-0	0	0	0	3	0	0	0	0	0	2	
10 Kath van Bennekom	02:15	0-0	0-0	0-0	0	0	0	0	0	0	0	0	0	0	
24 Nia Johnson	02:14	0-0	0-0	0-0	0	0	0	2	1	0	1	0	0	1	
14 Hulda Joaquin	01:05	0-0	0-0	0-0	1	1	0	0	0	0	0	0	0	0	
Team					1	3	4		0		0				
Totals		28-57	10-29	3-3	3	18	21	11	8	69	14	6	6	3	-9

Technical Fouls: NONE

Officials: Rick Thorne, Mollie Kaye Mueller, McCall Judd

Shooting By Period

1 st FG	6-15	40.0%
3PT	2-11	18.2%
FT	0-0	0%
2 nd FG	8-14	57.1%
3PT	2-5	40.0%
FT	0-0	0%
3 rd FG	7-16	43.8%
3PT	3-8	37.5%
FT	2-2	100%
4 th FG	7-12	58.3%
3PT	3-5	60.0%
FT	1-1	100%
GM FG	29-57	50.9%
3PT	10-29	34.5%
FT	3-3	100.0%



GAME 24: NEW MEXICO vs SAN DIEGO STATE

Game 17 | New Mexico vs Nevada

Jan. 11, 2023 | Albuquerque, N.M.



Official Basketball Box Score - Final

Nevada at New Mexico

01/11/23 The Pit, Albuquerque
2022-23 Women's Basketball

Game Time: 7:00 PM

Game Duration: 1:28

Attendance: 4,607

Officials: Darren Krzesnik, Kail Kimura, Corey Long

Nevada - 58

Record: 5-10 (2-2)

NO. Name	Min	FG M-A	3P M-A	FT M-A	Rebounds OR DR TOT	Fouls PF FD	TP	AS	TO	ST	Blocks BS BA	+/-
23 Lexie Givens	F 27:36	2-12	0-2	2-4	4 3 7	0 3	6	1	3	2	0 2	-23
40 Megan Ormiston	F 12:18	1-5	0-1	0-0	4 1 5	0 1	2	0	0	1	0 1	-19
4 Audrey Roden	G 27:01	3-7	0-3	0-0	4 4 4	2 0	6	2	0	0	2 0	-16
11 Victoria Davis	G 19:01	6-10	0-1	1-2	2 2 4	1 2	13	2	0	3	0 1	-3
12 Alyssa Jimenez	G 29:04	5-13	1-3	3-4	0 4 4	2 2	14	0	1	0	0 0	-34
31 Tiffany Siu	18:05	3-8	0-0	0-0	2 2 2	2 0	6	2	1	1	1 0	-22
5 Kaylee Borden	20:11	2-4	1-1	1-2	2 0 2	0 1	6	0	1	2	0 0	-10
22 Gabby Rones	19:41	1-6	1-4	0-0	0 0 0	1 0	3	0	0	0	0 0	-22
24 Kennedy Lee	10:21	1-4	0-1	0-0	2 2 2	1 0	2	1	0	0	1 1	-2
32 Gabby Giuffre	16:42	0-5	0-2	0-0	2 2 4	0 1	0	1	0	0	0 0	1
Team					3 2 5		0		0			
Totals		24-74	3-18	7-12	17 22 39	9 10	58	9	6	9	3 5	-30

Technical Fouls: NONE

Dead Ball Rebounds: 5, 1

New Mexico - 88

Record: 10-7 (2-2)

NO. Name	Min	FG M-A	3P M-A	FT M-A	Rebounds OR DR TOT	Fouls PF FD	TP	AS	TO	ST	Blocks BS BA	+/-
13 Shaiquel McGruder	F 23:21	4-6	0-0	0-0	2 7 9	2 0	8	2	0	0	3 0	19
30 Paula Reus	F 24:51	5-8	1-2	0-0	3 5 8	1 1	11	4	1	0	1 0	28
3 Amaya Brown	G 20:28	4-11	0-2	1-2	3 3 6	1 2	9	0	1	1	0 1	20
4 LaTascya Duff	G 29:00	6-13	2-8	1-1	0 5 5	1 1	15	4	0	2	0 0	34
5 LaTora Duff	G 28:10	5-7	1-3	1-1	0 3 3	1 2	12	6	3	0	0 0	32
33 Viané Cumber	19:10	5-8	5-7	0-0	1 1 1	0 15	0	0	0	0	0 0	24
12 Aniyah Augmon	19:32	4-5	1-2	2-3	0 4 4	1 3	11	2	0	1	0 1	10
15 Jaelyn Bates	14:38	1-2	1-2	0-0	1 1 0	0 0	3	1	3	0	0 0	7
14 Hulda Joaquin	08:12	1-2	0-1	0-0	0 3 3	1 0	2	0	2	0	0 0	-6
24 Nia Johnson	08:12	0-3	0-0	0-0	0 0 0	0 0	0	1	0	0	0 1	-6
10 Kath van Bennekom	04:26	1-1	0-0	0-0	0 0 0	1 0	2	0	0	0	0 0	-5
Team					0 1 1		0		0			
Totals		36-66	11-27	5-7	8 33 41	10 9	88	20	10	4	5 3	30

Technical Fouls: NONE

Dead Ball Rebounds: 1, 0

	NEV	UNM
Biggest lead	2 (1 st 7:41)	38 (3 rd 0:07)
Best Scoring Run	7 (4 th 3:22)	11 (1 st 2:16)
Lead Changes	2	
Times Tied	1	
Time with Lead	00:14	38:04

Points from	NEV	UNM
Turnovers	11	10
Paint	32	48
Second Chance	17	8
Fast Breaks	12	11
Bench	17	33

Period by Period Scoring	1st	2nd	3rd	4th	TOT
NEV	9	13	16	20	58
UNM	24	25	27	12	88

Game 18 | New Mexico at UNLV

Jan. 14, 2023 | Las Vegas, Nev.



Official Basketball Box Score - Final

New Mexico at UNLV

01/14/23 Cox Pavilion, Las Vegas
2022-23 Women's Basketball

Game Time: 6:00 PM

Game Duration: 1:46

Attendance: 1,276

Officials: Shelley Nakasone, Glen Dixon, Jeffrey Benson

New Mexico - 63

Record: 10-8 (2-3)

NO. Name	Min	FG M-A	3P M-A	FT M-A	Rebounds OR DR TOT	Fouls PF FD	TP	AS	TO	ST	Blocks BS BA	+/-
13 Shaiquel McGruder	F 28:24	0-4	0-1	0-0	0 0 0	2 2	0	1	0	0	0 1	-22
30 Paula Reus	F 26:16	4-9	1-4	2-3	0 3 3	2 2	11	1	3	1	0 0	-22
3 Amaya Brown	G 29:01	2-10	0-0	0-0	0 5 5	3 0	4	1	1	2	0 0	-21
4 LaTascya Duff	G 23:19	1-2	1-2	2-3	0 0 0	2 2	5	1	1	0	0 0	-21
5 LaTora Duff	G 12:55	2-6	0-3	1-1	0 0 0	3 1	5	1	2	0	0 0	-11
12 Aniyah Augmon	28:04	5-8	3-3	5-5	4 6 10	1 7	18	1	4	1	0 0	-7
33 Viané Cumber	28:59	5-12	2-6	0-0	1 1 2	0 12	1	4	1	0	0 0	4
10 Kath van Bennekom	08:25	1-2	1-1	0-0	0 1 1	0 0	3	0	0	0	0 0	7
15 Jaelyn Bates	09:41	1-2	1-2	1-2	0 3 3	1 1	4	1	1	0	0 0	7
14 Hulda Joaquin	04:56	0-0	0-0	1-2	0 0 0	0 1	1	0	0	1	0 0	6
Team					0 1 1		0		1			
Totals		21-55	9-22	12-16	5 20 25	14 16	63	8	17	6	0 1	-18

Technical Fouls: NONE

Dead Ball Rebounds: 2, 0

UNLV - 79

Record: 16-2 (6-0)

NO. Name	Min	FG M-A	3P M-A	FT M-A	Rebounds OR DR TOT	Fouls PF FD	TP	AS	TO	ST	Blocks BS BA	+/-
23 Desi-Rae Young	F 32:14	9-13	0-0	4-4	2 14 16	1 5	22	1	3	0	1 0	22
44 Alyssa Brown	F 21:19	2-5	0-2	0-0	4 4 8	3 0	4	5	2	1	0 0	18
11 Justice Ethridge	G 27:49	2-6	1-2	2-2	3 4 7	3 1	7	1	2	1	0 0	29
12 Alyssa Durazo-Frescas	G 27:20	7-12	6-10	0-0	0 0 0	1 1	20	2	0	2	0 0	6
24 Essence Booker	G 31:54	5-10	0-2	2-4	0 2 2	1 6	12	3	6	1	0 0	15
3 Kiara Jackson	28:01	2-8	0-2	0-0	0 2 2	3 0	4	3	2	2	0 0	4
2 Kenadee Winfrey	20:17	2-2	1-1	0-2	0 2 2	3 1	5	3	0	0	0 0	7
15 Keyana Wilfred	04:31	0-0	0-0	0-0	0 0 0	0 0	0	1	0	1	0 0	-10
10 Jasmyyn Lott	04:56	1-1	1-1	0-0	0 0 0	0 0	3	1	0	0	0 0	-6
31 Erica Collins	01:39	1-1	0-0	0-0	0 1 1	1 0	2	0	0	0	0 0	-5
Team					0 2 2		0		1			
Totals		31-58	9-20	8-12	9 31 40	16 14	79	22	19	8	1 0	16

Technical Fouls: NONE

Dead Ball Rebounds: 2, 0

	UNM	UNLV
Biggest lead	4 (1 st 8:28)	28 (4 th 7:13)
Best Scoring Run	7 (4 th 4:27)	11 (3 rd 6:58)
Lead Changes	1	
Times Tied	1	
Time with Lead	02:49	36:18

Points from	UNM	UNLV
Turnovers	12	26
Paint	20	42
Second Chance	7	6
Fast Breaks	4	2
Bench	38	14

Period by Period Scoring	1st	2nd	3rd	4th	TOT
UNM	18	12	9	24	63
UNLV	20	20	22	17	79

Game 19 | New Mexico at San Diego State

Jan. 19, 2023 | San Diego, Calif.



Official Basketball Box Score - Final

New Mexico at San Diego State

01/19/23 Steve Fisher Court at Viejas Arena, San Diego
2022-23 Women's Basketball

Game Time: 11:05 AM

Game Duration: 1:53

Attendance: 4,150

Officials: Charles Stein, McCall Judd, Mollie Kaye Mueller

New Mexico - 61

Record: 10-9 (2-4)

NO. Name	Min	FG M-A	3P M-A	FT M-A	Rebounds OR DR TOT	Fouls PF FD	TP	AS	TO	ST	Blocks BS BA	+/-
13 Shaiquel McGruder	F 35:41	6-10	1-2	2-4	3 7 10	3 3	15	2	1	1	0 1	-7
30 Paula Reus	F 30:28	4-10	2-6	0-0	0 3 3	0 2	10	3	2	0	1 1	7
3 Amaya Brown	G 32:52	1-8	0-1	0-0	0 4 4	2 0	2	2	1	1	0 0	-1
4 LaTascya Duff	G 32:24	5-10	5-9	1-1	0 4 4	3 4	16	2	5	0	0 0	-2
5 LaTora Duff	G 37:24	4-10	2-7	1-2	0 4 4	5 2	11	5	3	1	0 1	-2
12 Aniyah Augmon	17:59	3-1	0-0	0-0	0 1 1	3 1	7	1	1	1	0 0	-13
33 Viané Cumber	12:40	0-3	0-3	0-0	0 1 1	0 0	0	0	0	0	0 0	-8
15 Jaelyn Bates	00:32	0-0	0-0	0-0	0 0 0	0 0	0	0	0	0	0 0	0
Team					2 1 3		0		2			
Totals		23-54	11-29	4-7	5 25 30	16 12	61	15	15	4	1 3	-4

Technical Fouls: NONE

Dead Ball Rebounds: 4, 1

San Diego State - 65

Record: 15-5 (5-2)

NO. Name	Min	FG M-A	3P M-A	FT M-A	Rebounds OR DR TOT	Fouls PF FD	TP	AS	TO	ST	Blocks BS BA	+/-
5 Yummy Morris	F 32:40	4-8	0-0	0-0	1 5 6	2 2	8	1	1	2	1 1	9
23 Kim Villalobos	F 18:17	3-5	0-0	0-0	1 0 1	1 0	6	3	0	0	0 0	-2
1 Asia Avinger	G 35:39	8-14	1-4	4-6	0 2 2	3 6	21	4	2	4	1 0	8
2 Sophia Ramos	G 34:37	4-14	1-7	6-7	1 2 3	2 6	15	0	2	1	0 0	4
24 Abby Prohaska	G 32:31	3-8	0-0	0-0	0 2 2	1 0	6	4	2	2	1 0	6
12 Mercedes Staples	24:40	2-3	1-1	0-1	0 5 5	1 1	5	2	0	0	0 0	16
0 Alex Crain	09:31	0-2	0-0	2-2	0 3 3	0 1	2	0	0	0	0 0	-3
0 Khylee Pepe	09:19	1-3	0-1	0-0	1 1 2	1 0	2	0	0	0	0 0	2
20 Sarah Barcello	02:46	0-1	0-1	0-0	0 0 0	1 0	0	0	0	0	0 0	-6
Team					2 5 7		0		2			
Totals		25-58	3-14	12-16	6 25 31	12 16	65	14	9	9	3 1	4



Technical Fouls: NONE

Dead Ball Rebounds: 5, 0

	UNM	SDSU
Biggest lead	13 (3 rd 7:54)	4 (4 th 0:03)
Best Scoring Run	8 (1 st 5:39)	8 (3 rd 0:56)
Lead Changes	4	
Times Tied	3	
Time with Lead	33:55	04:32

Game 21 | New Mexico vs Colorado State
 Jan. 26, 2023 | Albuquerque, N.M.

Game 22 | New Mexico at Utah State
 Jan. 28, 2023 | Logan, Utah

<div><div></div><div>Official Basketball Box Score - Final Colorado St. at New Mexico 01/26/23 The Pit, Albuquerque 2022-23 Women's Basketball</div><div>Game Time: 7:00 PM Game Duration: 1:42 Attendance: 4,582</div></div>															<div><div></div><div>Official Basketball Box Score - Final New Mexico at Utah State 01/28/23 Dee Glen Smith Spectrum, Logan, Utah 2022-23 Women's Basketball</div><div>Game Time: 2:00 PM Game Duration: 1:36 Attendance: 362</div></div>																																																																																																																																																																																																																																																																																																																																																																																										
Colorado St. - 59															New Mexico - 98																																																																																																																																																																																																																																																																																																																																																																																										
Record: 13-7 (5-3)															Record: 13-9 (5-4)																																																																																																																																																																																																																																																																																																																																																																																										
Officials: Jerry Ousley, Adam Candee, Mollie Kaye Mueller															Officials: Scott Fruelinger, Chaka Wade, Kate Bossenmaier																																																																																																																																																																																																																																																																																																																																																																																										
<table><tr><th>NO. Name</th><th>Min</th><th>FG M-A</th><th>3P M-A</th><th>FT M-A</th><th>Rebounds OR DR TOT</th><th>Fouls PF FD</th><th>TP</th><th>AS</th><th>TO</th><th>ST</th><th>Blocks BS BA</th><th>+/-</th></tr><tr><td>22 Cali Clark</td><td>F 28:04</td><td>2-2</td><td>0-0</td><td>2-2</td><td>1 9 10</td><td>3 1</td><td>6</td><td>1</td><td>0</td><td>0</td><td>4 0</td><td>-2</td></tr><tr><td>24 Sydney Meach</td><td>F 34:32</td><td>6-12</td><td>1-4</td><td>0-0</td><td>0 3 3</td><td>2 0</td><td>13</td><td>0</td><td>1</td><td>0</td><td>0 0</td><td>-11</td></tr><tr><td>2 Destiny Thurman</td><td>G 31:55</td><td>3-13</td><td>0-5</td><td>2-2</td><td>0 5 5</td><td>4 1</td><td>8</td><td>2</td><td>1</td><td>1</td><td>0 1</td><td>-6</td></tr><tr><td>4 McKenna Hofschild</td><td>G 39:16</td><td>7-16</td><td>2-4</td><td>2-4</td><td>0 3 3</td><td>0 8</td><td>18</td><td>6</td><td>5</td><td>0</td><td>0 0</td><td>-5</td></tr><tr><td>32 Cailyn Crocker</td><td>G 28:59</td><td>3-9</td><td>0-2</td><td>2-2</td><td>0 4 4</td><td>1 3</td><td>8</td><td>1</td><td>2</td><td>1</td><td>1 1</td><td>-5</td></tr><tr><td>10 Joseana Vaz</td><td>10:52</td><td>0-0</td><td>0-0</td><td>0-0</td><td>1 3 4</td><td>2 0</td><td>0</td><td>0</td><td>0</td><td>1</td><td>0 0</td><td>0</td></tr><tr><td>55 Meghan Boyd</td><td>14:23</td><td>2-7</td><td>2-6</td><td>0-0</td><td>0 1 1</td><td>0 0</td><td>6</td><td>0</td><td>0</td><td>0</td><td>0 0</td><td>6</td></tr><tr><td>30 Hannah Ronsiek</td><td>10:21</td><td>0-0</td><td>0-0</td><td>0-0</td><td>0 3 3</td><td>3 0</td><td>0</td><td>0</td><td>1</td><td>1</td><td>0 0</td><td>0</td></tr><tr><td>0 Kendyl Kinzer</td><td>00:46</td><td>0-2</td><td>0-2</td><td>0-0</td><td>0 0 0</td><td>0 0</td><td>0</td><td>0</td><td>1</td><td>0</td><td>0 0</td><td>-2</td></tr><tr><td>14 Marta Leimane</td><td>00:44</td><td>0-0</td><td>0-0</td><td>0-0</td><td>0 0 0</td><td>0 0</td><td>0</td><td>0</td><td>0</td><td>0</td><td>0 0</td><td>0</td></tr><tr><td>1 Kiya Dorroh</td><td>00:04</td><td>0-0</td><td>0-0</td><td>0-0</td><td>0 0 0</td><td>1 0</td><td>0</td><td>0</td><td>0</td><td>0</td><td>0 0</td><td>0</td></tr><tr><td>11 Petra Farkas</td><td>00:04</td><td>0-0</td><td>0-0</td><td>0-0</td><td>0 0 0</td><td>0 0</td><td>0</td><td>0</td><td>0</td><td>0</td><td>0 0</td><td>0</td></tr><tr><td>Team</td><td></td><td></td><td></td><td></td><td>4 1 5</td><td>0 0</td><td></td><td></td><td></td><td></td><td></td><td></td></tr><tr><td>Totals</td><td></td><td>23-61</td><td>5-23</td><td>8-10</td><td>6 32 38</td><td>16 13</td><td>59</td><td>10</td><td>11</td><td>4</td><td>5 2</td><td>-5</td></tr></table>															NO. Name	Min	FG M-A	3P M-A	FT M-A	Rebounds OR DR TOT	Fouls PF FD	TP	AS	TO	ST	Blocks BS BA	+/-	22 Cali Clark	F 28:04	2-2	0-0	2-2	1 9 10	3 1	6	1	0	0	4 0	-2	24 Sydney Meach	F 34:32	6-12	1-4	0-0	0 3 3	2 0	13	0	1	0	0 0	-11	2 Destiny Thurman	G 31:55	3-13	0-5	2-2	0 5 5	4 1	8	2	1	1	0 1	-6	4 McKenna Hofschild	G 39:16	7-16	2-4	2-4	0 3 3	0 8	18	6	5	0	0 0	-5	32 Cailyn Crocker	G 28:59	3-9	0-2	2-2	0 4 4	1 3	8	1	2	1	1 1	-5	10 Joseana Vaz	10:52	0-0	0-0	0-0	1 3 4	2 0	0	0	0	1	0 0	0	55 Meghan Boyd	14:23	2-7	2-6	0-0	0 1 1	0 0	6	0	0	0	0 0	6	30 Hannah Ronsiek	10:21	0-0	0-0	0-0	0 3 3	3 0	0	0	1	1	0 0	0	0 Kendyl Kinzer	00:46	0-2	0-2	0-0	0 0 0	0 0	0	0	1	0	0 0	-2	14 Marta Leimane	00:44	0-0	0-0	0-0	0 0 0	0 0	0	0	0	0	0 0	0	1 Kiya Dorroh	00:04	0-0	0-0	0-0	0 0 0	1 0	0	0	0	0	0 0	0	11 Petra Farkas	00:04	0-0	0-0	0-0	0 0 0	0 0	0	0	0	0	0 0	0	Team					4 1 5	0 0							Totals		23-61	5-23	8-10	6 32 38	16 13	59	10	11	4	5 2	-5	<table><tr><th>NO. Name</th><th>Min</th><th>FG M-A</th><th>3P M-A</th><th>FT M-A</th><th>Rebounds OR DR TOT</th><th>Fouls PF FD</th><th>TP</th><th>AS</th><th>TO</th><th>ST</th><th>Blocks BS BA</th><th>+/-</th></tr><tr><td>13 Shaiquel McGruder</td><td>F 24:35</td><td>4-6</td><td>0-0</td><td>0-0</td><td>0 3 3</td><td>1 1</td><td>8</td><td>0</td><td>1</td><td>1</td><td>0 1</td><td>23</td></tr><tr><td>3 Amaya Brown</td><td>G 22:23</td><td>2-8</td><td>0-0</td><td>0-0</td><td>1 5 6</td><td>3 1</td><td>4</td><td>3</td><td>3</td><td>3</td><td>0 0</td><td>24</td></tr><tr><td>4 LaTascya Duff</td><td>G 33:06</td><td>9-13</td><td>8-12</td><td>4-4</td><td>0 3 3</td><td>2 5</td><td>30</td><td>1</td><td>2</td><td>2</td><td>0 0</td><td>37</td></tr><tr><td>5 LaTora Duff</td><td>G 25:41</td><td>5-9</td><td>1-5</td><td>2-2</td><td>0 2 2</td><td>2 1</td><td>13</td><td>9</td><td>3</td><td>0</td><td>0 0</td><td>26</td></tr><tr><td>33 Viane Cumber</td><td>G 27:03</td><td>6-12</td><td>5-10</td><td>0-0</td><td>0 1 1</td><td>1 0</td><td>17</td><td>4</td><td>1</td><td>0</td><td>0 0</td><td>31</td></tr><tr><td>12 Anyiah Augmon</td><td>25:28</td><td>4-7</td><td>0-0</td><td>4-5</td><td>6 7 13</td><td>2 6</td><td>12</td><td>4</td><td>1</td><td>0</td><td>0 2</td><td>15</td></tr><tr><td>30 Paula Reus</td><td>19:28</td><td>4-7</td><td>2-4</td><td>0-0</td><td>1 2 3</td><td>0 0</td><td>10</td><td>1</td><td>0</td><td>0</td><td>0 1</td><td>13</td></tr><tr><td>15 Jaelyn Bates</td><td>10:00</td><td>0-2</td><td>0-1</td><td>0-0</td><td>0 0 0</td><td>1 1</td><td>0</td><td>3</td><td>0</td><td>0</td><td>0 0</td><td>11</td></tr><tr><td>10 Kath van Bennekom</td><td>06:56</td><td>1-2</td><td>0-0</td><td>2-2</td><td>1 1 2</td><td>0 1</td><td>4</td><td>0</td><td>1</td><td>0</td><td>0 0</td><td>7</td></tr><tr><td>14 Hulda Joaquin</td><td>05:20</td><td>0-1</td><td>0-0</td><td>0-0</td><td>0 0 0</td><td>0 0</td><td>0</td><td>0</td><td>0</td><td>0</td><td>0 0</td><td>3</td></tr><tr><td>Team</td><td></td><td></td><td></td><td></td><td>2 3 5</td><td>0 0</td><td></td><td>0</td><td></td><td></td><td></td><td></td></tr><tr><td>Totals</td><td></td><td>35-67</td><td>16-32</td><td>12-13</td><td>11 27 38</td><td>12 16</td><td>98</td><td>25</td><td>12</td><td>6</td><td>0 4</td><td>38</td></tr></table>															NO. Name	Min	FG M-A	3P M-A	FT M-A	Rebounds OR DR TOT	Fouls PF FD	TP	AS	TO	ST	Blocks BS BA	+/-	13 Shaiquel McGruder	F 24:35	4-6	0-0	0-0	0 3 3	1 1	8	0	1	1	0 1	23	3 Amaya Brown	G 22:23	2-8	0-0	0-0	1 5 6	3 1	4	3	3	3	0 0	24	4 LaTascya Duff	G 33:06	9-13	8-12	4-4	0 3 3	2 5	30	1	2	2	0 0	37	5 LaTora Duff	G 25:41	5-9	1-5	2-2	0 2 2	2 1	13	9	3	0	0 0	26	33 Viane Cumber	G 27:03	6-12	5-10	0-0	0 1 1	1 0	17	4	1	0	0 0	31	12 Anyiah Augmon	25:28	4-7	0-0	4-5	6 7 13	2 6	12	4	1	0	0 2	15	30 Paula Reus	19:28	4-7	2-4	0-0	1 2 3	0 0	10	1	0	0	0 1	13	15 Jaelyn Bates	10:00	0-2	0-1	0-0	0 0 0	1 1	0	3	0	0	0 0	11	10 Kath van Bennekom	06:56	1-2	0-0	2-2	1 1 2	0 1	4	0	1	0	0 0	7	14 Hulda Joaquin	05:20	0-1	0-0	0-0	0 0 0	0 0	0	0	0	0	0 0	3	Team					2 3 5	0 0		0					Totals		35-67	16-32	12-13	11 27 38	12 16	98	25	12	6	0 4	38
NO. Name	Min	FG M-A	3P M-A	FT M-A	Rebounds OR DR TOT	Fouls PF FD	TP	AS	TO	ST	Blocks BS BA	+/-																																																																																																																																																																																																																																																																																																																																																																																													
22 Cali Clark	F 28:04	2-2	0-0	2-2	1 9 10	3 1	6	1	0	0	4 0	-2																																																																																																																																																																																																																																																																																																																																																																																													
24 Sydney Meach	F 34:32	6-12	1-4	0-0	0 3 3	2 0	13	0	1	0	0 0	-11																																																																																																																																																																																																																																																																																																																																																																																													
2 Destiny Thurman	G 31:55	3-13	0-5	2-2	0 5 5	4 1	8	2	1	1	0 1	-6																																																																																																																																																																																																																																																																																																																																																																																													
4 McKenna Hofschild	G 39:16	7-16	2-4	2-4	0 3 3	0 8	18	6	5	0	0 0	-5																																																																																																																																																																																																																																																																																																																																																																																													
32 Cailyn Crocker	G 28:59	3-9	0-2	2-2	0 4 4	1 3	8	1	2	1	1 1	-5																																																																																																																																																																																																																																																																																																																																																																																													
10 Joseana Vaz	10:52	0-0	0-0	0-0	1 3 4	2 0	0	0	0	1	0 0	0																																																																																																																																																																																																																																																																																																																																																																																													
55 Meghan Boyd	14:23	2-7	2-6	0-0	0 1 1	0 0	6	0	0	0	0 0	6																																																																																																																																																																																																																																																																																																																																																																																													
30 Hannah Ronsiek	10:21	0-0	0-0	0-0	0 3 3	3 0	0	0	1	1	0 0	0																																																																																																																																																																																																																																																																																																																																																																																													
0 Kendyl Kinzer	00:46	0-2	0-2	0-0	0 0 0	0 0	0	0	1	0	0 0	-2																																																																																																																																																																																																																																																																																																																																																																																													
14 Marta Leimane	00:44	0-0	0-0	0-0	0 0 0	0 0	0	0	0	0	0 0	0																																																																																																																																																																																																																																																																																																																																																																																													
1 Kiya Dorroh	00:04	0-0	0-0	0-0	0 0 0	1 0	0	0	0	0	0 0	0																																																																																																																																																																																																																																																																																																																																																																																													
11 Petra Farkas	00:04	0-0	0-0	0-0	0 0 0	0 0	0	0	0	0	0 0	0																																																																																																																																																																																																																																																																																																																																																																																													
Team					4 1 5	0 0																																																																																																																																																																																																																																																																																																																																																																																																			
Totals		23-61	5-23	8-10	6 32 38	16 13	59	10	11	4	5 2	-5																																																																																																																																																																																																																																																																																																																																																																																													
NO. Name	Min	FG M-A	3P M-A	FT M-A	Rebounds OR DR TOT	Fouls PF FD	TP	AS	TO	ST	Blocks BS BA	+/-																																																																																																																																																																																																																																																																																																																																																																																													
13 Shaiquel McGruder	F 24:35	4-6	0-0	0-0	0 3 3	1 1	8	0	1	1	0 1	23																																																																																																																																																																																																																																																																																																																																																																																													
3 Amaya Brown	G 22:23	2-8	0-0	0-0	1 5 6	3 1	4	3	3	3	0 0	24																																																																																																																																																																																																																																																																																																																																																																																													
4 LaTascya Duff	G 33:06	9-13	8-12	4-4	0 3 3	2 5	30	1	2	2	0 0	37																																																																																																																																																																																																																																																																																																																																																																																													
5 LaTora Duff	G 25:41	5-9	1-5	2-2	0 2 2	2 1	13	9	3	0	0 0	26																																																																																																																																																																																																																																																																																																																																																																																													
33 Viane Cumber	G 27:03	6-12	5-10	0-0	0 1 1	1 0	17	4	1	0	0 0	31																																																																																																																																																																																																																																																																																																																																																																																													
12 Anyiah Augmon	25:28	4-7	0-0	4-5	6 7 13	2 6	12	4	1	0	0 2	15																																																																																																																																																																																																																																																																																																																																																																																													
30 Paula Reus	19:28	4-7	2-4	0-0	1 2 3	0 0	10	1	0	0	0 1	13																																																																																																																																																																																																																																																																																																																																																																																													
15 Jaelyn Bates	10:00	0-2	0-1	0-0	0 0 0	1 1	0	3	0	0	0 0	11																																																																																																																																																																																																																																																																																																																																																																																													
10 Kath van Bennekom	06:56	1-2	0-0	2-2	1 1 2	0 1	4	0	1	0	0 0	7																																																																																																																																																																																																																																																																																																																																																																																													
14 Hulda Joaquin	05:20	0-1	0-0	0-0	0 0 0	0 0	0	0	0	0	0 0	3																																																																																																																																																																																																																																																																																																																																																																																													
Team					2 3 5	0 0		0																																																																																																																																																																																																																																																																																																																																																																																																	
Totals		35-67	16-32	12-13	11 27 38	12 16	98	25	12	6	0 4	38																																																																																																																																																																																																																																																																																																																																																																																													
Technical Fouls: NONE															Technical Fouls: Augmon 4 th 5:20																																																																																																																																																																																																																																																																																																																																																																																										
Dead Ball Rebounds: 1, 0															Dead Ball Rebounds: 0, 0																																																																																																																																																																																																																																																																																																																																																																																										

New Mexico - 64															Utah State - 60												
Record: 12-9 (4-4)															Record: 4-17 (1-9)												
Technical Fouls: NONE															Technical Fouls: NONE												
Dead Ball Rebounds: 1, 0															Dead Ball Rebounds: 4, 0												

Biggest lead															Biggest lead												
3 (2 nd 3:16) 12 (1 st 4:51)															39 (4 th 2:56) 0 (1 st 10:00)												
10 (2 nd 5:39) 11 (3 rd 6:00)															12 (1 st 7:49) 4 (3 rd 4:25)												
4															0												
7															0												
05:01 30:52															39:21 00:00												

Game 23 | New Mexico vs UNLV
 Feb. 2, 2023 | Albuquerque, N.M.

Official Basketball Box Score - Final

UNLV at New Mexico

02/02/23 The Pit, Albuquerque

2022-23 Women's Basketball

Game Time: 7:00 PM

Game Duration: 1:57

Attendance: 4,738

UNLV - 93

Record: 21-2 (11-0)

Officials: Scott Osborne, Denise Lopez, Gabe Beechum

NO. Name	Min	FG M-A	3P M-A	FT M-A	Rebounds OR DR TOT	Fouls PF FD	TP	AS	TO	ST	Blocks BS BA	+/-
23 Desi-Rae Young	F 33:22	9-13	0-1	1-2	2 8 10	2 3	19	3	0	1	0 0	23
44 Alyssa Brown	F 21:36	5-8	2-4	0-0	2 3 5	3 1	12	1	4	0	3 1	5
11 Justice Ethridge	G 32:56	8-11	4-7	0-0	3 4 7	4 4	20	2	0	0	1 0	28
12 Alyssa Durazo-Frescas	G 22:05	2-5	2-5	0-0	0 2 2	1 0	6	1	1	0	0 0	-1
24 Essence Booker	G 34:05	6-13	3-7	2-2	0 0 0	3 1	17	7	1	1	0 0	23
2 Kenadee Winfrey	22:46	4-7	2-3	2-2	1 4 5	3 2	12	2	4	2	0 0	9
3 Kiara Jackson	25:20	1-5	1-4	2-2	0 2 2	2 1	5	4	1	1	0 0	14
10 Jasmyrn Lott	05:34	1-2	0-0	0-0	0 0 0	1 0	2	0	1	0	0 0	-10
31 Erica Collins	02:16	0-0	0-0	0-0	0 1 1	0 0	0	1	0	0	0 0	-1
Team					2 1 3	0 0						
Totals		36-64	14-31	7-8	10 25 35	19 12	93	21	12	5	4 1	18

Technical Fouls:NONE

Shooting By Period		
1 st FG%	9-11	81.8%
3PT%	6-8	75.0%
FT%	5-6	83.3%
2 nd FG%	8-17	47.1%
3PT%	2-9	22.2%
FT%	0-0	0%
3 rd FG%	11-20	55.0%
3PT%	3-6	50.0%
FT%	2-2	100%
4 th FG%	8-16	50.0%
3PT%	3-8	37.5%
FT%	0-0	0%
GM FG%	36-64	56.3%
3PT%	14-31	45.2%
FT%	7-8	87.5%