

# 2023 NEW MEXICO BASEBALL

## GAME NOTES

EVAN O'KELLY | ASSISTANT DIRECTOR OF ATHLETIC COMMUNICATIONS | EVANO KELLY@UNM.EDU | CELL: 503-841-0938

**MW CHAMPION '00, '12, '13, '14, '17 | MW TOURNAMENT CHAMPION '11, '12, '16**

### 2023 | SCHEDULE AND RESULTS

**OVERALL RECORD:** .....0-0  
**MW RECORD:** .....0-0  
**HOME RECORD:** .....0-0  
**ROAD RECORD:** .....0-0  
**NEUTRAL RECORD:** .....0-0  
**STREAK:** .....LI

Date	Opponent	Location	Time/Result
2/17	!#23 Oregon State	Surprise, Ariz.	Noon
2/18	!UC Santa Barbara	Surprise, Ariz.	5 PM
2/19	!#23 Oregon State	Surprise, Ariz.	Noon
2/20	!Minnesota	Surprise, Ariz.	9 AM
2/24	Northern Colorado	Santa Ana Star Field	2 PM
2/25	Northern Colorado	Santa Ana Star Field	Noon
2/25	Northern Colorado	Santa Ana Star Field	3 PM
2/26	Northern Colorado	Santa Ana Star Field	Noon
3/3	St. Bonaventure	Santa Ana Star Field	2 PM
3/4	St. Bonaventure	Santa Ana Star Field	Noon
3/4	St. Bonaventure	Santa Ana Star Field	3 PM
3/5	St. Bonaventure	Santa Ana Star Field	Noon
3/7	#25 Texas Tech	Lubbock, Texas	1 PM
3/10	*Air Force	Santa Ana Star Field	6 PM
3/11	*Air Force	Santa Ana Star Field	2 PM
3/12	*Air Force	Santa Ana Star Field	Noon
3/14	Grand Canyon	Phoenix, Ariz.	2 PM
3/17	*Fresno State	Fresno, Calif.	7 PM
3/18	*Fresno State	Fresno, Calif.	4:05 PM
3/19	*Fresno State	Fresno, Calif.	2 PM
3/21	New Mexico State	Santa Ana Star Field	6 PM
3/24	*Nevada	Reno, Nev.	7:35 PM
3/25	*Nevada	Reno, Nev.	5:35 PM
3/26	*Nevada	Reno, Nev.	2:05 PM
3/28	#24 Texas Tech	Santa Ana Star Field	2 PM
3/31	*San Diego State	Santa Ana Star Field	6 PM
4/1	*San Diego State	Santa Ana Star Field	2 PM
4/2	*San Diego State	Santa Ana Star Field	Noon
4/4	New Mexico State	Las Cruces, N.M.	6 PM
4/6	*San Jose State	Santa Ana Star Field	6 PM
4/7	*San Jose State	Santa Ana Star Field	2 PM
4/8	*San Jose State	Santa Ana Star Field	Noon
4/11	Colorado State-Pueblo	Santa Ana Star Field	6 PM
4/12	Colorado State-Pueblo	Santa Ana Star Field	2 PM
4/18	New Mexico State	Las Cruces, N.M.	6 PM
4/21	*Air Force	Colorado Springs, Colo.	3 PM
4/22	*Air Force	Colorado Springs, Colo.	Noon
4/23	*Air Force	Colorado Springs, Colo.	Noon
4/25	Arizona	Tucson, Ariz.	6 PM
4/28	*Fresno State	Santa Ana Star Field	6 PM
4/29	*Fresno State	Santa Ana Star Field	2 PM
4/30	*Fresno State	Santa Ana Star Field	Noon
5/2	New Mexico State	Santa Ana Star Field	6 PM
5/5	*UNLV	Las Vegas, Nev.	7 PM
5/6	*UNLV	Las Vegas, Nev.	1 PM
5/7	*UNLV	Las Vegas, Nev.	1 PM
5/12	*Nevada	Santa Ana Star Field	6 PM
5/13	*Nevada	Santa Ana Star Field	2 PM
5/14	*Nevada	Santa Ana Star Field	Noon
5/18	*San Diego State	San Diego, Calif.	7 PM
5/19	*San Diego State	San Diego, Calif.	7 PM
5/20	*San Diego State	San Diego, Calif.	2 PM

#### Mountain West Tournament

5/25-27 MW Tourney Fresno, Calif. TBD

#### NCAA Regionals

6/1-4 Regionals TBD TBD

#### NCAA Super Regionals

6/8-11 Super Regionals TBD TBD

#### NCAA College World Series

6/16-26 College World Series Omaha, Neb. TBD

\* - Mountain West game ! - College Baseball Classic

**Bold** - home game at Santa Ana Star Field

Game dates & times are Mountain time and subject to change

### THE SLATE



**NEW MEXICO**  
**LOBOS**

Record (MW)  
0-0 (0-0 MW)\*

Head Coach.....Tod Brown  
Alma Mater, Yr.....Arizona, 1994  
Record at UNM.....21-33 (2nd year)  
Career Record.....362-383 (16th year)



#### Game Information

Game Numbers:.....1-4  
Dates:.....2/17-2/20  
Location:.....Surprise, Ariz.  
Venue:.....Surprise Stadium

#### Series History

OSU Overall//Neutral:.....4-17//3-14  
Current Streak:.....L9  
First--Last Meeting:.....3/30/91--2/20/22  
UCSB Overall//Neutral:.....1-5//0-2  
Current Streak:.....W1  
First--Last Meeting:.....4/4/69--3/7/04  
Minnesota Overall//Neutral:.....1-2//1-1  
Current Streak:.....W1  
First--Last Meeting:.....3/7/08--2/16/19

#### Broadcast Information

Live Stream:.....FloBaseball  
.....flobaseball.tv  
Live Stats:.....Visit Schedule Page



Oregon State Beavers



UC Santa Barbara Gauchos



Minnesota Gophers  
Team Records (2022)

Oregon State.....48-18 (20-10 P12)  
UC Santa Barbara.....44-14 (27-3 BW)  
Minnesota.....16-36 (6-18 B10)

### LEADING OFF - 2023 SEASON PREVIEW

Restocked with talented newcomers and a strong base of returners, New Mexico's baseball team is set to kick off the 2023 season with a full slate of 52 games on tap this spring.

The Lobos welcome back 17 players who saw action during the 2022 season, along with a cast of 20 newcomers who bring a breadth of experience to the team this season. UNM is under the guidance of second-year head coach Tod Brown, who led the squad to a record of 21-33 during his debut season in the spring of 2022. "Our guys are excited to play, and we've had some really good practice sessions over the last five weeks," Brown said. "The guys have been competing well in individual works outs, team workouts, and team games. Now it's time to get going against live competition and let the guys go out and compete."

The Lobos kick off their schedule with four games in Surprise, Ariz., this weekend, as they compete in the Sanderson Ford College Baseball Classic. "We have four quality opponents who have a lot of tradition in their programs, and we will have to play clean baseball in order to win," Brown said. "These teams who will capitalize

if you make mistakes, so we need to limit our mistakes and put ourselves in good positions late in games to get the big hit."

#### 2023 Lobo Baseball Squad Breakdown

##### The Lineup

The Lobos added pieces during the offseason to an offense that produced 67 home runs and 6.5 runs per game, to go along with a .287 team batting average and a .962 team slugging percentage in 2022. "I'm excited about our lineup," Brown said. "This weekend will be a big test for them, and they are going to see some really good arms early in the season. I feel like we have a balance between left/right, guys who can run, handle the bat, and hit for power. We have the ability not only to lay down the bunt, put on the hit-and-run, and steal bases, but also to hit the ball over the outfielders' heads for extra-base hits. We have a good combination 1-through-9 that will be able to protect each other and produce whatever the game calls for."

(cont'd)

### PROBABLE PITCHING MATCHUPS

#### Game One vs. Oregon State (2/17/23, Noon MT)

RHP Riley Egloff (Sr.) vs. RHP Trent Sellers (Sr.)

#### Game Two vs. UC Santa Barbara (2/18/23, 5 p.m. MT)

RHP Tristin Lively (Sr.) vs. RHP Matt Ager (Fr.)

#### Game Three vs. Oregon State (2/19/23, Noon MT)

RHP Isaac Gallegos (Jr.) vs. TBA

#### Game Four vs. Minnesota (2/20/23, 9 a.m. MT)

TBA vs. RHP Richie Holetz (Jr.)



# UNIVERSITY OF NEW MEXICO

## 2023 BASEBALL



### LEADING OFF · 2023 SEASON PREVIEW

#### Pitchers – 11 Returners/10 Newcomers

The Lobo pitching staff will be founded on familiar faces in 2023, with newcomers set to be in the mix for major innings as well. UNM will rely on Riley Egloff, who led the team with 61 1/3 innings and 52 strikeouts, and Tristin Lively who is a fifth-year veteran with 101 career innings pitched, to anchor the pitching rotation. Brett Russell and Benjamin Baker-Livingston return after making 15 and 12 appearances in 2022, respectively, while newcomers Isaac Gallegos and Jaren Jackson are projected to pitch significant innings as well.

A Grants, N.M., native, Gallegos was named the NJCAA Region IX Pitcher of the Year in 2022 after racking up 138 strikeouts in his second season at Trinidad State College. Jackson meanwhile pitched three effective seasons during his career at Pima Community College.

Brian McBroom had a team-leading three saves last season, and he and newcomer Wil Bannister will be two of the top bullpen options. The Lobos also welcome back righties Terrell Hudson, Adolfo Iturralde, Jacob Strmiska and Kam Walton, and lefties Justin Still and Arthur Steinkamp to bolster the pitching depth.

New right-handers on the pitching staff include Kansas Wesleyan transfer Trent Dewyer, Cal Poly transfer Sebastian Kirchner, South Mountain CC transfer Alec Stanfield, and hometown freshman Jordan Martinez from Sandia High School. The Lobos also added three more left-handers, in Washington State transfer Jack DeDonato, Hawaii transfer Junior Flores and local product Matthew Dinae from La Cueva High School.

"We have a good mix of returners and new guys, and they all bring something different to the table," Brown said on the pitching staff. "Our goal will be to mix and match throughout the game, and turn it over to the bullpen late."

#### Catchers – 1 Returner/2 Newcomers

UNM's catching corps is well-rounded defensively, and figures to fill major production spots in the lineup. Kyle Smith is the lone returner behind the plate, after playing in 32 games last spring and delivering a slash line of .286/.348/.540. Smith had eight extra-base hits including three long balls, and drove in 18 runs across his 10 starts.

Chipola College transfer Jake Holland provides the Lobos with both a trustworthy set of hands and the potential for a powerful bat in the lineup. After playing two seasons at Georgia Tech, the seasoned veteran hit six home runs last season in the JUCO ranks and played in 32 games.

True freshman Caleb Herd will also compete for innings at the outset of his collegiate career, after a successful four seasons at Cienega High School in Vail, Ariz. "Between those three guys they have done a nice job of handling the pitching staff in the fall and through early workouts," Brown commented on the catchers. "They do a good job of controlling the running game, blocking, and throwing, and I'm excited to see their offensive production. They've done a good job at the plate of handling the bat, and we will look to them for offense as well."

#### Infielders – 2 Returners/7 Newcomers

Third-year shortstop Chase Weissenborn and second-year first baseman Justin Olson are the two returners who primarily played infield last season, and both figure to contribute again this spring. Weissenborn hit .277 with 18 RBIs in his 43 games played as a sophomore last year, while Olson made a healthy contribution with four home runs and 18 RBIs in 37 games in his first year after transferring from College of Southern Nevada.

A wealth of experience highlights the newcomers to the Lobo infield, with Kansas transfer Dylan Ditzenberger at third base and TCU transfer Reed Spennrath at first base projected to be key pieces. Ditzenberger was an all-Big 12 selection in 2021, while Spennrath has hit 24 home runs and owns a cumulative .369 batting average through his three collegiate seasons thus far.

Central Arizona College transfer Devon Dixon figures to fill the void left by Kamron Willman, and will slot into the everyday rotation as a middle infielder. Dixon played in 103 games in his two junior-college seasons. Konner Kinkade is another experienced collegiate infielder, who has played in 47 total games between his two years at Cal State Bakersfield and the 2022 season at Orange Coast College.

A trio of true freshman infielders will eagerly await their collegiate debut as well, with La Cueva High School graduate Akili Carris, Sandia High School graduate Adrien Martin, and Tucson, Ariz., native Dominic Felix both on the roster as well. "Our infield defense has played well up to this point," Brown said. "They have the ability to make the routine play, and have also shown they can make the good and great play as well. Turning double plays when the game calls for it is something we wanted to improve, and I think we've done that."

#### Outfielders – 4 Returners/2 Newcomers

Both of New Mexico's all-conference selections from 2022 are set to roam the outfield once again this spring, with second-team picks Lenny Junior Ashby and Jeffrey David among the top returner players in the Mountain West Conference. Ashby, who was named to the 2023 MW preseason all-conference team, led the league with 17 home runs last spring while driving in 59 and slashing .342/.406/.667. David meanwhile posted an OPS of .862 while collecting 22 extra-base hits and ranking third on the team with 37 RBIs.

With Ashby in left and David in center, fellow returner Braydon Runion is back in right field after a highly-productive debut season with UNM in 2022. Runion was just behind Ashby with 13 long balls, while driving in 38 and posting an OPS of .960.

While just over half of the team's home runs last year (34 of 67) came from the aforementioned trio, the Lobos have outstanding depth in the outfield with returner Sean Stephens and newcomer Deylan Pigford expected to see significant playing time as well. Stephens led the team with six stolen bases in 2022, while playing in 37 games with 25 starts and holding a .277 batting average. Pigford was a Big West all-conference selection in 2021 during his career at Cal State Fullerton, and he comes to the Lobos with four years of collegiate experience under his belt after spending the 2019 and 2020 season at Midland College.

"We have five outfielders who can really play, and we are going to mix and match," said Brown. "We will try to get all of their bats in the lineup, and late in games we will look to provide the best defense possible if we have a lead."

Michael Lopez is back with the Lobos for his second season as pitching coach, while Nate Causey returned to UNM this spring as the assistant coach and recruiting coordinator. The Lobos also added Matt Risdon to the coaching staff, and alumnus Lance Russell ('22) will begin his first season as the director of operations.

#### Looking Ahead

After opening the season in Arizona this weekend, the Lobos will make their 2023 home debut with eight straight games at Santa Ana Star Field spanning from Feb. 24-March 5. The



# UNIVERSITY OF NEW MEXICO

## 2023 BASEBALL



### UNIVERSITY OF NEW MEXICO

**Location** ..... Albuquerque, N.M.  
**Founded** ..... 1889 by Territorial Legislature  
**Enrollment** ..... 28,800  
**Nickname** ..... Lobos  
**Colors** ..... Cherry (PMS 200) & Silver (PMS Cool Gray 6)  
**Conference** ..... Mountain West Conference  
**National Affiliation** ..... NCAA Division I  
**President** ..... Dr. Garnett Stokes  
**Director of Athletics** ..... Eddie Nuñez  
**Faculty Representative** ..... Karen Gaudreault

### FACILITY INFORMATION

**Home Field** ..... Santa Ana Star Field  
**Capacity** ..... 1,000  
**Dimensions** ..... 338 (LF); 420 (CF); 338 (RF)  
 ..... 408 (LC); 408 (RC)

### PROGRAM HISTORY

**First Season** ..... 1899  
**Overall Record** ..... 1,903-1,737-17 (.523)  
**Overall Mountain West Record** ..... 337-260-1 (.564)  
**Years in NCAA Postseason** .. 6 (1962, 2010, '11, '12, '13, '16)  
**Conference Titles** ..... 7 (1962, 2000, '11, '12, '13, '14, '17)  
**Conference Tournament Titles** ..... 3 (2011, '12, '16)

### TEAM INFORMATION

**2022 Overall Record** ..... 21-33  
**2022 Mountain West Record (Finish)** ..... 10-20 (6th)  
**2022 Home Record** ..... 11-13  
**2022 Away Record** ..... 10-16  
**2022 Neutral Record** ..... 0-4  
**2023 Pitchers Returning / Lost** ..... 10/8  
**2023 Letterwinners Returning / Lost** ..... 17/17  
**2023 Newcomers** ..... 20



### COACHING STAFF

**Head Coach** ..... **Tod Brown**  
 Phone ..... (505) 925-5500  
 Email ..... todbrown21@unm.edu  
 Years at UNM ..... 2nd season  
 Record at UNM ..... 21-33 (1 yr.)  
 Four-year Institution Record ..... 362-383 (15 yrs.)  
 Overall Record ..... 362-383 (15 yrs.)  
**Pitching Coach** ..... **Michael Lopez**  
 Phone ..... (505) 925-5500  
 Email ..... mlopez41@unm.edu  
 Years at UNM ..... 2nd season  
**Asst. Coach/Recruiting Coordinator** ..... **Nate Causey**  
 Phone ..... (505) 925-5500  
 Email ..... ncausey@unm.edu  
 Years at UNM ..... 5th season  
**Volunteer Assistant Coach** ..... **Matt Risdon**  
 Years at UNM ..... 1st season  
**Director of Operations** ..... **Lance Russell**  
**Athletic Trainer** ..... **Robert Rimorin**  
**Student Manager** ..... **Estevan Padilla**  
**Student Manager** ..... **Michael Hernandez**

### MULTIMEDIA INFORMATION

**Athletics Website** ..... www.GoLobos.com  
**Main University Web Site** ..... www.unm.edu  
**Conference Web Site** ..... www.TheMW.com  
**Facebook** ..... www.facebook.com/NewMexicoLobos  
**Twitter** ..... @UNMLobos  
**Baseball Twitter & Instagram** ..... @UNMLoboBaseball  
**Baseball Facebook** ..... /UNMLobosBaseball

### MEDIA RELATIONS

**Baseball Contact** ..... Evan O'Kelly  
**Cell Phone (Preferred)** ..... 503-841-0938  
**Email** ..... evanokelly@unm.edu  
**Address:** .....

Department of Athletics  
 Colleen J. Maloof Administration Building  
 MSC04 2680  
 1 University of New Mexico  
 Albuquerque, NM 87131-0001

» Five Mountain West Regular Season Championships «  
 » 2000, 2012, 2013, 2014, 2017 «  
 » Three Mountain West Tournament Championships «  
 » 2011, 2012, 2016 «  
 » Six NCAA Regional Appearances «  
 » 1962, 2010, 2011, 2012, 2013, 2016 «





# UNIVERSITY OF NEW MEXICO

## 2023 BASEBALL



### THE WEEK AHEAD

Monday	Tuesday	Wednesday	Thursday	Friday	Saturday	Sunday
13	14	15	16	17	18	19
				 vs. Oregon State   12 p.m. MT Surprise Stadium Surprise, Ariz.	 vs. UCSB   5 p.m. MT Surprise Stadium Surprise, Ariz.	 vs. Oregon State   12 p.m. MT Surprise Stadium Surprise, Ariz.

### MW STANDINGS

#### 2023 Standings (Mountain West Conference)

Team	MWC	Pct.	Overall	Pct.	Streak
Air Force	0-0	.000	0-0	.000	--
Fresno State	0-0	.000	0-0	.000	--
Nevada	0-0	.000	0-0	.000	--
<b>NEW MEXICO</b>	<b>0-0</b>	<b>.000</b>	<b>0-0</b>	<b>.000</b>	<b>--</b>
San Diego State	0-0	.000	0-0	.000	--
San Jose State	0-0	.000	0-0	.000	--
UNLV	0-0	.000	0-0	.000	--

#### The Conference Slate

##### Friday, February 17

Fresno State vs. Michigan State | 11 a.m. MT

**OREGON STATE VS. NEW MEXICO | NOON MT**

Air Force at Army | 5 p.m. MT

Nevada at Arizona Christian | 5:05 p.m. MT

San Diego State at Arizona State | 6 p.m. MT

San Jose State at LMU | 7 p.m. MT

Pacific at UNLV | 7:05 p.m. MT

##### Saturday, February 18

Fresno State vs. Arizona | 1 p.m. MT

Air Force at Army | 1 p.m. MT

Pacific at UNLV | 2:05 p.m. MT

Nevada at Arizona Christian | 3:05 p.m. MT

**UC SANTA BARBARA VS. NEW MEXICO | 5 P.M. MT**

San Diego State at Arizona State | 6 p.m. MT

San Jose State at LMU | 7 p.m. MT

##### Sunday, February 19

Air Force at Army | 11:30 a.m. MT

**OREGON STATE VS. NEW MEXICO | NOON MT**

Fresno State at Grand Canyon | 1 p.m. MT

Pacific at UNLV | 1:05 p.m. MT

San Jose State at LMU | 2 p.m. MT

Nevada at Arizona Christian | 3:05 p.m. MT

San Diego State vs. Arizona State | 6 p.m. MT



### HOW NM STACKS UP IN THE MW

#### Team Rankings (2023)

Category	Stat	Rank
Batting Average	.000	--
Slugging Percentage	.000	--
On-Base Percentage	.000	--
Runs Scored	0	--
Hits	0	--
Runs Batted In	0	--
Doubles	0	--
Triples	0	--
Home Runs	0	--
Total Bases	0	--
Earned Run Average	0.00	--
Opponent Batting Average	.0	--
Innings Pitched	0.0	--
Batters Struck Out	0	--
Saves	0	--
Hits Allowed	0	--
Runs Allowed	0	--
Earned Runs Allowed	0	--
Fielding Percentage	.0	--
Errors	0	--
Fielding Double Plays	0	--

#### Individual Rankings (2023)

Category	Player	Stat	Rank
Batting Avg.	--	.000	--
Slugging %	--	.000	--
On-Base %	--	.000	--
Runs Scored	--	0	--
Hits	--	0	--
Runs Batted In	--	0	--
Doubles	--	0	--
Triples	--	0	--
Home Runs	--	0	--
Total Bases	--	0	--
Earned Run Avg.	--	0.00	--
Opp. Batting Avg.	--	.000	--
Innings Pitched	--	0.0	--
Batters Struck Out	--	0	--
Wins	--	0	--
Saves	--	0	--

### 2023 MW PLAYERS OF THE WEEK

#### Week 1 (Feb. 13-19)

Player -

Pitcher -

#### Week 2 (Feb. 20-26)

Player -

Pitcher -

#### Week 3 (Feb. 27-March 5)

Player -

Pitcher -

#### Week 4 (March 6-12)

Player -

Pitcher -

#### Week 5 (March 13-19)

Player -

Pitcher -

#### Week 6 (March 20-26)

Player -

Pitcher -

#### Week 7 (March 27-April 2)

Player -

Pitcher -

#### Week 8 (April 3-9)

Player -

Pitcher -

#### Week 9 (April 10-16)

Player -

Pitcher -

#### Week 10 (April 17-23)

Player -

Pitcher -

#### Week 11 (April 24-30)

Player -

Pitcher -

#### Week 12 (May 1-7)

Player -

Pitcher -

#### Week 13 (May 8-14)

Player -

Pitcher -

#### Week 14 (May 15-21)

Player -

Pitcher -



# UNIVERSITY OF NEW MEXICO

## 2023 BASEBALL



### INSIDE THE TEAM MATCHUPS

#### General

New Mexico ..... OSU  
0-0 ..... 2023 Record ..... 0-0

#### Hitting

.000 ..... Batting Avg ..... 000  
0 ..... Runs ..... 0  
0 ..... 2Bs ..... 0  
0 ..... 3Bs ..... 0  
0 ..... HRs ..... 0  
0 ..... RBIs ..... 0  
.000 ..... SLG% ..... 000  
.000 ..... On-Base% ..... 000  
0 ..... Sacrifice Flies ..... 0  
0 ..... Sacrifice Hits ..... 0  
0-0 ..... SB-SBA ..... 0-0

#### Defense

0 ..... Putouts ..... 0  
0 ..... Assists ..... 0  
0 ..... Errors ..... 0  
.000 ..... FLD% ..... 000

#### Pitching

0.00 ..... ERA ..... 0.00  
0 ..... Saves ..... 0  
0.0 ..... Innings Pitched ..... 0.0  
0 ..... Hits Allowed ..... 0  
0 ..... Runs Allowed ..... 0  
0 ..... Earned Runs Allowed ..... 0  
0 ..... Walks ..... 0  
0 ..... Strikeouts ..... 0  
0 ..... 2Bs Allowed ..... 0  
0 ..... 3Bs Allowed ..... 0  
0 ..... HRs Allowed ..... 0  
.000 ..... Batting Avg. Against ..... 000

### LAST TIME IT HAPPENED

#### HITTING (Individual)

**Grand slam:** ..... Lenny Junior Ashby vs. Air Force, 5/20/22  
**Hit for the cycle:** ..... Danny Collier vs. Air Force, 3/24/18  
**Five hits:** ..... Sean Stephens at Nevada, 5/7/22  
**Six hits:** ..... Carl Stajduhar vs. Fresno St., 4/9/16  
**Eight at bats:** ..... Josh Mader vs. Air Force, 5/2/03  
**Four runs:** ..... Sean Stephens at Nevada, 5/7/22  
**Five runs:** ..... Sean Stephens at Nevada, 5/7/22  
**Six runs:** ..... Justin Howard vs. Coppin St., 4/18/10\*  
**Five RBI:** ..... Braydon Runion vs. Nevada, 5/7/22  
**Six RBI:** ..... Kyle Smith at UNLV, 4/24/22  
**Seven RBI:** ..... Carl Stajduhar vs. Texas Tech, 4/26/17  
**Eight RBI:** ..... DJ Peterson at No. 21 UNLV, 3/17/13  
**10 RBI:** ..... Brian Cavazos-Galvez vs. Air Force, 4/12/08\*#  
**Three doubles:** ..... Kyle Landers at New Mexico St., 3/29/22  
**Four doubles:** ..... Reece Weber vs. San José St., 5/10/15  
**Four extra-base hits:** ..... Reece Weber vs. San José St., 5/10/15  
**Two triples:** ..... Willie Cano vs. Holy Cross, 2/25/22  
**Back-to-back-to-back triples:** ... Mike Brownstein, Dane Hamilton, Brian Cavazos-Galvez vs. TAMU-CC (Game 2), 2/21/09  
**Inside-the-Park home run:** ..... DJ Peterson vs. TCU, 5/20/11  
**Walk-off home run:** ..... Jeffrey David vs. Texas Tech, 4/19/22  
**Two home runs:** ..... Kamron Willman vs. Air Force, 5/20/22  
**Three home runs:** ... Braydon Runion vs. San Diego State, 4/15/22  
**Four home runs:** ... Brian Cavazos-Galvez vs. Air Force, 4/12/08\*#  
**Two home runs in one inning:** ..... Josh Mader at Utah, 4/8/04  
**Two+ players with multi-homers:** ..... Brian Cavazos-Galvez (4), Kevin Atkinson (2) vs. Air Force, 4/12/08  
**Back-to-back homers:** ... Kamron Willman, Lenny Junior Ashby vs. New Mexico St., 5/10/22  
**Back-to-back-to-back homers:** ..... Daniel Stovall, Matt Hibbitts, Ian Hollick vs. Hawaii-Hilo, 4/28/07  
**Multiple back-to-back homers in same game:** ..... (2), Joe Salas, Daniel Stovall, vs. Air Force, 5/16/04  
**HR in three straight games:** Jeff Deimling vs. SJSU/CSF, 3/3-9/19  
**Three + sacrifice bunts in a game:** ..... 3, Jared Holley at Nevada 4/20/13  
**Four strikeouts:** ..... Sean Stephens vs. San Jose State, 4/30/22  
**Three HBP:** ..... Jared Holley vs. LaSalle, 3/5/13  
**Three stolen bases:** ..... Luke Campbell at UNLV, 3/16/13  
**Four Walks:** ..... Justin Watari vs. UNLV, 5/11/19  
**Five Walks:** ..... DJ Peterson vs. UC Riverside, 3/9/13\*

#### HITTING (Team)

**Five + home runs (team):** ..... 5, vs. Air Force (W, 13-12), 5/20/22  
**20+ hits:** ..... 21, vs. Texas Tech (W, 11-10), 4/19/22  
**25+ hits:** ..... 25, vs. Grand Canyon (W, 22-3), 3/22/17  
**30+ hits:** ..... 31, vs. Binghamton (Game 1), 3/7/09  
**Allowed 20 + hits:** ..... 29, vs. Air Force (L, 25-6), 5/19/22  
**20+ runs:** ..... 20, vs. Central Michigan (W, 20-9), 2/22/18  
**Allowed 20 + runs:** ..... 25, vs. Air Force (L, 25-6), 5/19/22  
**30+ runs:** ..... 30, vs. Binghamton (Game 1), 3/7/09  
**20+ RBI:** ..... 21, vs. Fresno St., 3/31/17  
**40+ total bases:** ..... 42, at UNLV, 3/24/17





# UNIVERSITY OF NEW MEXICO

## 2023 BASEBALL



### LAST TIME IT HAPPENED

**50+ total bases:** ..... 51, vs. Binghamton (Game 1), 3/7/09  
**60+ total bases:** ..... 61, vs. Air Force, 4/12/08  
**No strikeouts:** ..... 5/4/14 vs. San Diego St. (35 at-bats)  
**No walks:** ..... 5/9/22 at Fresno State (36 at-bats)  
**10+ strikeouts:** ..... 14, at California, 5/13/22  
**10+ walks:** ..... 11, at Nevada, 5/7/22  
**15+ walks:** ..... 15, Fresno St., 3/31/17  
**5+ HBP:** ..... 5, vs. San Jose State, 4/29/22  
**Was no-hit (7-inning game):** ..... at Utah, 4/21/90  
**Was no-hit (9-inning game):** ..... at Wichita St., 3/20/90

### PITCHING (Individual)

**No-hitter (7-inning game):** ..... Mike Connell vs. N.M. Highlands, 3/24/77  
**No-hitter (9-inning game):** ..... Jim Kremmel vs. Arizona, 4/17/70  
**One-hitter:** ..... Tyler Stevens vs. Air Force, 4/12/15  
**Complete game:** .....  
 Cody Dye vs. UNLV, 4/21/18.....  
 Justin Armbruster at San Jose State, 5/22/21 (7 innings)  
**Complete-game shutout:** ..... Colton Thomson vs. Nevada, 5/26/16  
**10+ strikeouts:** ..... 12, Justin Armbruster at San Jose State, 5/22/21  
**15+ strikeouts:** ..... 17, Justin Armbruster at Fresno State, 3/13/21  
**No walks (complete game):** Justin Armbruster at San Jose State, 5/22/21

### PITCHING (Team)

**10+ strikeouts:** ..... 10, at Fresno State, 4/8/22  
**15+ strikeouts:** ..... 16, vs. Nevada, 3/27/21  
**No strikeouts:** ..... 3/5/17 at Air Force  
 ... (J. Tripp 30 BF; D. Gillespie 5 BF, A. Isenhardt 1 BF, C. Tripp 8 BF)  
**No walks:** ..... vs. San Diego State, 4/14/22  
**10 + walks:** ..... at California, 5/14/22

### FIELDING

**Five+ errors (Team):** ..... 5, at UNLV, 4/22/22  
**Three+ errors (Ind.):** ..... 3, Hayden Schilling  
 ..... vs. Central Michigan, 2/22/18  
**Eight+ assists:** ..... 8, Lance Russell  
 ..... vs. Fresno State, 3/13/22  
**Caught three runners stealing:** ..... Mitch Garver  
 ..... vs. Texas Tech, 4/25/12  
**15 + putouts:** ..... 16, Kyle Landers  
 ..... vs. Holy Cross, 2/25/22  
**UNM turned a triple play:** ..... 5/13/16 vs. Nevada (4-6-3-2)  
**UNM hit into a triple play:** ..... 4/23/09 at BYU

### SCORING AND MISCELLANEOUS

**Stole home:** ..... Harry Fullerton vs. Nevada, 3/27/21  
**Stole seven+ bases:** ..... 7, 4/17/13 vs. New Mexico St. (W, 13-6)  
**Tied:** ..... 4/28/19 at Fresno St. (T, 6-6)  
**Shut out:** ..... 5/21/22 vs. Air Force (L, 0-10)  
**Shut out opponent:** ..... 3/18/22 at Wichita State (W, 4-0)  
**Shut out at home:** ..... 5/21/22 vs. Air Force (L, 0-10)  
**Shut out on the road:** ..... 5/15/22 at California (L, 0-8)  
**Shut out opponent at home:** ..2/23/20 vs. Northern Colorado (W, 9-0)  
**Shut out opponent on road:** ..... 3/18/22 at Wichita State (W, 4-0)  
**Recorded back-to-back shutouts:** ..... 5/6-5/7, 2011  
 ..... vs. Air Force (5-0, 10-0)  
**Recorded three straight shutouts:** ..... 2/24-3/3, 1973  
 ..... vs. New Mexico St. (1-0) and New Mexico Highlands (7-0, 4-0)

### LAST TIME IT HAPPENED

**Shut out in back-to-back games:** ..... 3/14-15/2017 at Oklahoma St.  
**Most runs in three-game series:** .73, vs. Air Force (4/13-14, 2006)  
**Consecutive one-run games:** 2, vs. San Jose State (4/29-30, 2022)  
**Four straight one-run games:** ..... vs. BYU, Gonzaga, Northern Colorado, 2/15-23, 2020  
**Five straight one-run games:** ..... March 18-24, 2015\*

### EXTRA INNINGS

**Won an extra-inning game:** .3/13/22 vs. Fresno State (9-8, 11 inn.)  
**Lost an extra-inning game:** .4/15/22 vs. San Diego State (13-14, 10 inn.)  
**Extra inning games in a row:** .... 2, 4/23-4/24, 2021 at Washington  
**3 straight extra-inning games:** ..... at Utah, 4/9-11, 2009  
**Played a 10-inning game:** ... vs. San Diego State, 4/15/22 (L, 13-14)  
**Played an 11-inning game:** ..... vs. Fresno State, 3/13/22 (W, 9-8)  
**Played a 12-inning game:** ..... vs. Washington, 4/24/21 (W, 5-3)  
**Played a 13-inning game:** ..... vs. Columbia, 6/1/13 (L, 6-5, NCAA Tour.)  
**Played a 14-inning game:** .... vs. Eastern N.M., 2/5-6, 1996 (W, 8-7)  
**Played a 15-inning game:** ..... at New Mexico St., 2/9/02 (L, 4-3)

### IN AN INNING

**10+ runs in an inning:** ..... 10, vs. Grand Canyon, 3/22/17  
**15+ runs in an inning:** ..... 15, vs. Savannah St., 3/11/05  
**4+ homers in an inning:** ..... 4, at Air Force, 5/19/05  
**5+ doubles in an inning:** ..... 5, at Nevada, 4/21/13  
**4+ triples in an inning:** ..... 4, vs. TAMU-CC (Game 2), 2/21/09^  
**10+ hits in an inning:** ..... 11, vs. Grand Canyon, 3/22/17  
**10+ consecutive hits:** ..... 11, vs. Savannah St., 3/11/05\*  
**10+ consecutive batters reach base:** ..... 12, vs. Fresno St., 4/13/13  
**15+ consecutive batters reach base:** .16, vs. Savannah St., 3/11/05  
**Player w/hits from both sides of plate:** ..... Sam Haggerty  
 ..... vs. Fresno St. 4/12/13

### UNM SCORING IN AN INNING

**Most runs in top of 1st:** ..... 11, at Air Force (5/14/09)  
**Most runs in top of 2nd:** ..... 10, 2x, last at Air Force (4/15/97)  
**Most runs in top of 3rd:** ..... 8, 3x, last at Air Force (4/25/10, Game One)  
**Most runs in top of 4th:** ..... 12, at Air Force (4/15/07)  
**Most runs in top of 5th:** ..... 12, at Air Force (4/17/04)  
**Most runs in top of 6th:** ..... 10, at Air Force (5/19/16)  
**Most runs in top of 7th:** ..... 9, at Air Force (4/16/07)  
**Most runs in top of 8th:** ..... 12, at Utah (4/1/00)  
**Most runs in top of 9th:** ..... 9, at New Mexico St. (2/16/86)  
**Most runs in top of 10th:** ..... 4, at Texas St. (2/11/06)  
**Most runs in top of 11th:** ..... 6, at Arizona (1/30/93)  
**Most runs in top of 12th:** ..... 3, at Washington (4/24/21)  
**Most runs in top of 13th:** ..... N/A  
**Most runs in top of 14th:** ..... N/A  
**Most runs in top of 15th:** ..... 1, vs. Gonzaga at Fresno St. (3/31/72)

**Most runs in bottom of 1st:** ..... 11, vs. Colorado St. (3/25/76)  
**Most runs in bottom of 2nd:** ..... 15, vs. Savannah St. (3/11/05)  
**Most runs in bottom of 3rd:** ..... 13, vs. NM Highlands (2/28/90)  
**Most runs in bottom of 4th:** ... 12, vs. Air Force at UNLV (5/27/04)  
**Most runs in bottom of 5th:** ..... 10, 2x, last vs. Utah (4/22/06)  
**Most runs in bottom of 6th:** ..... 20, vs. Utah (3/13/93)\*  
**Most runs in bottom of 7th:** ..... 11, vs. Texas St. (2/18/05)  
**Most runs in bottom of 8th:** ..... 12, 3x, last vs. Fresno St. (4/13/13)  
**Most runs in bottom of 9th:** ..... 9, 2x, last vs. New Mexico St. (3/26/02)



# UNIVERSITY OF NEW MEXICO

## 2023 BASEBALL



### LAST TIME IT HAPPENED

**Most runs in bottom of 10th:** .....7, vs. Louisiana Tech (3/13/10)  
**Most runs in bottom of 11th:** .....2, 2x, last vs. Fresno St. (3/13/22)  
**Most runs in bottom of 12th:** .....2, vs. UNLV (3/9/14)  
**Most runs in bottom of 13th:** 1, 2x, last vs. Northwestern (3/7/03)  
**Most runs in bottom of 14th:** .....1, 2x, last vs. ENMU (2/5-6, 1996)  
**Most runs in bottom of 15th:** .....N/A

### OPPONENT SCORING IN AN INNING

**Most runs in top of 1st:** .....12, vs. BYU (3/26/94)  
**Most runs in top of 2nd:** .....9, vs. UC Riverside (4/18/19)  
**Most runs in top of 3rd:** .....12, vs. Wichita St. (3/16/89)  
**Most runs in top of 4th:** .....11, vs. Rice (4/11/98)  
**Most runs in top of 5th:** .....10, 2x, last vs. UNLV (4/3/22)  
**Most runs in top of 6th:** .....10, vs. BYU (4/11/02)  
**Most runs in top of 7th:** .....11, vs. BYU (4/6/00)  
**Most runs in top of 8th:** .....8, 2x, last vs. Rice (4/12/98)  
**Most runs in top of 9th:** .....12, vs. BYU (3/18/05, Game Two)  
**Most runs in top of 10th:** .....9, vs. San Francisco (3/18/06)  
**Most runs in top of 11th:** 6, vs. Nevada at Las Vegas, Nev. (5/23/14)  
**Most runs in top of 12th:** .....1, 4x, last vs. UNLV (3/9/14)  
**Most runs in top of 13th:** .....1, 2x, last vs. Columbia (6/1/13)  
**Most runs in top of 14th:** .....N/A  
**Most runs in top of 15th:** .....N/A

**Most runs in bottom of 1st:** 11, at Arizona St. (2/9/80, Game One)  
**Most runs in bottom of 2nd:** .....16, at Texas Tech (3/15/22)\*  
**Most runs in bottom of 3rd:** .....15, at Hawaii (4/22/89)  
**Most runs in bottom of 4th:** .....12, 2x, last at Air Force (4/15/90)  
**Most runs in bottom of 5th:** .....12, at Cal St. Fullerton (3/7/86)  
**Most runs in bottom of 6th:** .....12, at LMU (3/11/86)  
**Most runs in bottom of 7th:** .....9, at California (5/14/22)  
**Most runs in bottom of 8th:** .....11, vs. Oregon State (2/18/22)  
**Most runs in bottom of 9th:** .....4, 7x, last at Air Force (4/15/07)  
**Most runs in bottom of 10th:** .....4, at Air Force (4/24/65)  
**Most runs in bottom of 11th:** 2, vs. BYU at San Diego St. (3/31/06)  
**Most runs in bottom of 12th:** 2, vs. BYU at San Diego St. (3/31/06)  
**Most runs in bottom of 13th:** .....N/A  
**Most runs in bottom of 14th:** .....N/A  
**Most runs in bottom of 15th:** .....1, at New Mexico St. (2/9/02)

### SERIES

**Swept non-conf. series, home:** .....vs. Utah Valley, 5/14-16, 2021  
**Swept non-conf. series, road:** at No. 23 Oklahoma St., 3/14-15, 2017  
**Swept in non-conf. series, home:** ....vs. Dallas Baptist, 3/4-6, 2016  
**Swept in non-conf. series, road:** .....at California, 5/13-15/2022  
**Swept MW series, home:** .....vs. Air Force, 2/27-28, 2021  
**Swept MW series, road:** .....at San Jose State, 5/22-23, 2021  
**Swept multiple MW series in a row:** .....3, 3/3/17-3/26/17  
.....at Air Force, vs. San José St., at UNLV  
**Swept in MW series, home:** .....vs. San Diego State, 4/14-16, 2022  
**Swept in MW series, road:** .....at Air Force, 5/8-9, 2021  
**Swept in multiple MW series in a row:** .....3, 4/2-5/9/2021  
.....at San Diego State, vs. Fresno State, at Air Force

### WALK-OFFS

**Won on last at-bat:** .....5/20/22  
.....vs. Air Force (13-12, 9 innings)  
**Lost on last at-bat:** .....4/25/21  
.....at Washington (2-3, 9 innings)  
**Scored two runs in last at-bat:** .....5/20/22  
.....vs. Air Force (13-12, 9 innings)

**Scored three runs in last at-bat:** .....4/19/22  
.....vs. Texas Tech (11-10, 9 innings)  
**Scored four runs in last at-bat:** .....5/20/22  
.....vs. Air Force (13-12, 9 innings)  
**Scored five runs in last at-bat:** .....5/20/22  
.....vs. Air Force (13-12, 9 innings)  
**Scored six runs in last at-bat:** .....5/20/22  
.....vs. Air Force (13-12, 9 innings)  
**Scored seven runs in last at-bat:** .....5/20/22  
.....vs. Air Force (13-12, 9 innings)  
**Scored nine runs in last at-bat:** .....3/21/99  
.....vs. TCU (17-16)  
**Allowed two runs in last at-bat:** .....4/2/21  
.....at San Diego State (9-10)  
**Allowed three runs in last at-bat:** .....4/2/21  
.....at San Diego State (9-10)  
**Allowed four runs in last at-bat:** .....4/2/21  
.....at San Diego State (9-10)  
**Allowed five runs in last at-bat:** .....4/2/21  
.....at San Diego State (9-10)  
**Allowed six runs in last at-bat:** .....4/2/21  
.....at San Diego State (9-10)

\* = School record

# = Mountain West record

^ = NCAA record

### Coach Brown vs. 2023 Opponents

Opponent	Overall	UNM	Last
Air Force	3-3	3-3	5/21/22
Arizona	2-11	1-1	3/23/22
Colorado State-Pueblo	0-0	0-0	--
Fresno State	3-3	3-3	4/10/22
Grand Canyon	0-2	0-1	4/26/22
Minnesota	10-16	0-0	3/3/20
Nevada	2-2	1-2	5/8/22
New Mexico State	4-0	4-0	5/17/22
Northern Colorado	17-14	0-0	3/7/21
Oregon State	0-3	0-2	2/20/22
San Diego State	0-3	0-3	4/16/22
San Jose State	2-4	2-4	5/1/22
St. Bonaventure	3-4	0-0	3/1/20
Texas Tech	1-2	1-2	4/19/22
UC Santa Barbara	0-0	0-0	--
UNLV	1-5	1-5	4/24/22



# UNIVERSITY OF NEW MEXICO

## 2023 BASEBALL



**TOD BROWN** was named the head Lobo baseball coach on June 17, 2021 and is in his second season in charge of the program in 2023.

Brown came to New Mexico after a successful 14 years and 341 wins with North Dakota State. At the end of his tenure at NDSU, he was the second-winningest coach in program history and was the all-time leader in wins per season (24.4). In 2021, Brown led the Bison to the 2021 NCAA Tournament, winning their first Division I postseason

game 6-1 over Mountain West opponent Nevada. In the same season, NDSU broke a school record with 20 Summit League victories, besting the previous mark of 19 set by his 2017 team, and posted an overall record of 42-19. The Bison also led the nation with 25 road wins and set school records in strikeouts (474) and putouts (1,567) in a single season.

Brown is no stranger to winning as he owns the two highest single season win totals in NDSU history (42 wins in 2021, 40 wins in 2012), and the only two 40-plus win seasons by the program. Brown also owns three of the top-five single-season win totals in NDSU history. Under Brown's leadership, NDSU played in five Summit League championship games, winning it outright in 2021 and 2014, and qualified for the league's baseball championship eight out of his last 11 years.

Brown took the helm of NDSU in 2008 and turned around a program that had faced three consecutive losing seasons, posting just 38 wins from 2005-07. In 2012, NDSU won a then-school-record 40 games, including an 8-2 win over a No. 5-ranked Arizona team that went on to win the 2012 College World Series. North Dakota State had a school-record .973 fielding percentage and posted a team ERA of 3.38, which was the program's lowest ERA in 37 years.

In 2016, the Bison posted a 29-25 overall record and set a record for home wins at Newman Outdoor Field with 17 victories. In addition, North Dakota State set a single season record in saves (17). NDSU defeated No. 19-ranked Minnesota on April 26 in Fargo, marking the second-ever win over an NCAA Division I top-25 opponent.

In the Summit League, Brown has coached two Summit League Players of the Year, one Summit League Newcomer of the Year, 46 All-Summit League selections, 22 Summit League Players of the Week, and 30 Summit League Pitchers of the Week. Under his leadership, Brown has also led players to two Collegiate Baseball Freshmen All-America selections and two College Baseball National Players of the Week.

Not only does Brown produce talent on the field, but also in the classroom. During his tenure at NDSU, Brown had three NCAA Postgraduate Scholarship Winners, one Senior CLASS Award All-America, one CoSIDA Academic All-America Athlete of the Year, nine CoSIDA Academic All-America selections, 11 CoSIDA Academic All-District selections, one Summit League Scholar-Athlete of the Year, 16 Summit League Academic All-League selections, and was twice honored by NCAA with Public Recognition for perfect APR scores (2012-13 and 2015-16).

The Tucson, Ariz., native was a left-handed pitcher for the Arizona Wildcats from 1989-94, leading the team in 1992 to a Pac-10 Championship. In 1993 he won six games and saved eight, setting a record with 35 appearances as Arizona fell one game short of the College World Series.

Brown then made a career out of coaching college ball in the northern tier of the country. He came to NDSU after eight seasons in Ohio as the pitching coach and recruiting coordinator for Bowling Green State University.

During this time, he recruited or helped develop eight players who have reached the major leagues, including former UNM pitching standout Jamie Vermilyea, who played for the Lobos from 2001-03. This list also includes Jay Flaa, J.J. Hardy, and pitcher Tim Wood from Sabino High School, in Tucson, Ariz., outfielder Shelley Duncan and pitchers Josh Pearce and Ben Diggins at the University of Arizona, and pitcher Burke Badenhop and outfielder Nolan Reimold from Bowling Green.

After two years as the pitching coach at Sabino High School in Tucson, Ariz., Brown began his collegiate coaching career in 1999 as a volunteer assistant for Arizona. He worked with pitchers and catchers and was the first-base coach for the Wildcats, who qualified for an NCAA regional.

Brown was also a head coach for the San Francisco Seals of the California Coastal Collegiate League in the summer of 1999, compiling a 43-29 record and making a fourth-place finish in the National Baseball Congress World Series.

Brown and his wife Janet have a son, Brooks, and a daughter, Blake.

### THE BROWN FILE

#### Education

University of Arizona 1989-94

#### Coaching Experience

2008-2021	Head Coach	North Dakota State
2022-Present	Head Coach	University of New Mexico

#### Career Coaching Record (Year-By-Year)

School	Year	Record	Win Pct.
NDSU	2008	15-30	.333
NDSU	2009	16-28	.372
NDSU	2010	22-30	.423
NDSU	2011	22-32	.407
NDSU	2012	40-20	.667
NDSU	2013	26-27	.491
NDSU	2014	25-26	.490
NDSU	2015	21-30	.412
NDSU	2016	29-25	.537
NDSU	2017	31-25	.554
NDSU	2018	26-24	.520
NDSU	2019	19-24	.442
NDSU	2020*	8-9	.471
NDSU	2021	42-19	.689
<b>NDSU</b>	<b>14 yrs</b>	<b>341-350</b>	<b>.493</b>
UNM	2022	21-33	.423
UNM	2023	0-0	.000
<b>UNM</b>	<b>2 yrs</b>	<b>21-33</b>	<b>.423</b>
Career	16 yrs	362-383	.486

\*Incomplete season due to COVID-19





# UNIVERSITY OF NEW MEXICO

## 2023 BASEBALL



### 2023 UNM BASEBALL ROSTER

No.	NAME	Pos.	Ht.	Wt.	B/T	CL.	EXP.	HOMETOWN (PREVIOUS SCHOOLS)
1	JORDAN MARTINEZ	RHP	5-11	185	R/R	FR	HS	ALBUQUERQUE, N.M. (SANDIA HS)
2	TRISTIN LIVELY	RHP	6-0	195	R/R	SR*	4V	LAS CRUCES, N.M. (LAS CRUCES HS)
3	DEVON DIXON	INF	6-1	165	R/R	JR	JC	PHOENIX, ARIZ. (MOUNTAIN POINTE HS/CENTRAL ARIZONA COLL.)
4	DEYLAN PIGFORD	OF	5-11	170	L/R	SR*	TR	FARMINGTON, N.M. (PIEDRA VISTA HS/MIDLAND COLL./CSU FULLERTON)
5	ADRIEN MARTIN	OF/INF	6-1	210	L/R	FR	HS	ALBUQUERQUE, N.M. (SANDIA HS)
6	BRIAN MCBROOM	RHP	6-0	180	R/R	JR	1V	OAKLEY, CALIF. (FREEDOM HS/HOWARD COLL.)
7	JEFFREY DAVID	OF/INF	6-2	205	R/R	JR*	1V	GEORGETOWN, TEXAS (GEORGETOWN HS/DALLAS BAPTIST)
8	KONNER KINKADE	INF	5-10	190	R/R	JR*	JC	PULLMAN, WASH. (PULLMAN HS/CSU BAKERSFIELD/ORANGE COAST COLL.)
9	TRENT DEWYER	RHP	5-10	180	R/R	SR*	TR	ALBUQUERQUE, N.M. (ATRISCO HERITAGE ACAD./LUNA CC/KANSAS WESLEYAN)
10	RILEY EGLOFF	RHP	6-5	215	R/R	SR*	2V	LITTLETON, COLO. (HERITAGE HS/YAVAPAI COLL.)
11	SEAN STEPHENS	OF	5-11	190	R/R	JR*	1V	FORNEY, TEXAS (FORNEY HS/ODESSA COLL.)
12	CHASE WEISSENBORN	INF	5-11	185	R/R	JR	2V	ALBUQUERQUE, N.M. (ALBUQUERQUE ACADEMY)
13	BRETT RUSSELL	RHP	6-1	200	R/R	JR*	1V	WICHITA FALLS, TEXAS (ENID HS/SEMINOLE STATE COLL.)
14	AKILI CARRIS	INF	6-2	185	R/R	FR	HS	ALBUQUERQUE, N.M. (LA CUEVA HS)
15	BRAYDON RUNION	OF	6-1	220	R/R	SR*	1V	FLORENCE, KY. (COOPER HS/WALTERS STATE CC/TEXAS TECH)
16	JUNIOR FLORES	LHP	5-8	190	L/L	SO	TR	MARICOPA, ARIZ. (MOUNTAIN POINTE HS/HAWAII)
18	JAKE HOLLAND	C/1B	6-4	235	R/R	JR*	JC	ORLANDO, FLA. (MONTVERDE ACADEMY/GEORGIA TECH/CHIPOLA COLL.)
19	JUSTIN STILL	LHP	6-2	200	L/L	SO	1V	CHANDLER, ARIZ. (PERRY HS)
20	KAM WALTON	RHP	6-4	205	R/R	SO	SQ	FORT WORTH, TEXAS (CLEBURNE HS)
22	BENJAMIN BAKER-LIVINGSTON	RHP	6-2	185	R/R	SO	1V	RICHARDSON, TEXAS (PLANO EAST SENIOR HS)
23	JAREN JACKSON	LHP	6-3	225	L/L	JR*	JC	ALBUQUERQUE, N.M. (CLEVELAND HS/PIMA CC)
24	KYLE SMITH	C/1B	6-0	205	R/R	JR	1V	WILMINGTON, N.C. (NEW HANOVER HS/ST. JOHNS RIVER STATE COLL.)
25	JUSTIN OLSON	1B	6-3	225	L/L	JR*	1V	COLORADO SPRINGS, COLO. (PINE CREEK HS/KENTUCKY/SOUTHERN NEVADA)
26	BAILEY SEEGER	C	5-11	205	R/R	SR*	TR	HIGHLANDS RANCH, COLO. (THUNDER RIDGE HS/FEATHER RIVER COLL./PIMA CC/CSU BAKERSFIELD)
27	ISAAC GALLEGOS	RHP	6-3	215	R/R	JR	JC	GRANTS, N.M. (GRANTS HS/TRINIDAD STATE COLL.)
28	SEBASTIAN KIRCHNER	RHP	6-0	180	R/R	JR*	TR	ROCKLIN, CALIF. (ROCKLIN HS/FOLSOM LAKE CC/CAL POLY)
29	CALEB HERD	C	5-9	178	R/R	FR	HS	VAIL, ARIZ. (CIENEGA HS)
30	REED SPENRATH	1B/OF	6-5	230	L/R	JR*	TR	EL CAMPO, TEXAS (EL CAMPO HS/TEXAS A&M/CISCO COLL./TCU)
31	JACK DeDONATO	LHP	6-4	235	L/L	FR	RS	MERCER ISLAND, WASH. (MERCER ISLAND HS/WASHINGTON STATE)
32	MATTHEW DINA	LHP	6-5	245	L/L	FR	HS	ALBUQUERQUE, N.M. (LA CUEVA HS)
33	DYLAN DITZENBERGER	INF	6-0	195	L/R	SR*	TR	ALLEN, TEXAS (ALLEN HS/KANSAS)
34	LENNY JUNIOR ASHBY	OF	5-7	210	L/L	JR*	1V	ORANJESTAD, ARUBA (MARIA COLLEGE MAVO/ODESSA COLL.)
35	ARTHUR STEINKAMP	LHP	6-0	175	L/L	JR*	3V	LOS ALAMOS, N.M. (LOS ALAMOS HS)
36	TERRELL HUDSON	RHP	6-4	245	R/R	JR*	3V	PHOENIX, ARIZ. (GOLDWATER HS)
40	WIL BANNISTER	RHP	6-2	205	R/R	JR	JC	LAS CRUCES, N.M. (CENTENNIAL HS/PIMA CC)
42	ALEC STANFIELD	RHP	6-1	185	R/R	JR	JC	ALBUQUERQUE, N.M. (RIO RANCHO HS/SOUTH MOUNTAIN CC)
43	BRANDON DOEHNE	RHP	6-4	220	R/R	JR	JC	AVON, OHIO (AVON HS/GLENDALE CC)
44	DOMINIC FELIX	INF	6-0	205	R/R	FR	HS	TUCSON, ARIZ. (CANYON DEL ORO HS)
48	JACOB STRMISKA	RHP	6-3	190	R/R	JR	1V	GEORGETOWN, TEXAS (ROUND ROCK HS/WABASH VALLEY COLL.)
49	ADOLFO ITURRALDE	RHP	6-1	185	R/R	SR*	1V	LOS LUNAS, N.M. (VALENCIA HS/LAMAR CC)
50	BLAKE LEHMBECK	RHP	6-1	202	R/R	FR	HS	TUCSON, ARIZ. (CANYON DEL ORO HS)

\*-INDICATES PLAYER UTILIZED EXTRA YEAR OF ELIGIBILITY DUE TO CORONAVIRUS PANDEMIC.

#### COACHING STAFF

Head Coach	Tod Brown (2nd season)
Pitching Coach	Michael Lopez (2nd season)
Assistant Coach/Recruiting Coordinator	Nate Causey (5th season)
Volunteer Assistant Coach	Matt Risdon (1st season)
Director of Operations	Lance Russell
Student Manager	Estevan Padilla
Student Manager	Michael Hernandez
Athletic Trainer	Robert Rimorin
Athletic Communications	Evan O'Kelly

#### PRONUNCIATION GUIDE

2 - LIVE-lee	27 - guy-EGG-ohs
3 - DEVV-in	28 - KIRSH-nurr
4 - DEY-lin	31 - day-duh-NAH-toh
8 - kinn-KADE	32 - dih-NAY
9 - DEW-yurr	35 - STYNE-camp
10 - EGG-loff	36 - tuh-RELL
12 - WIZE-en-born	43 - DOH-nee
14 - uh-KILL-ee	48 - stir-MISS-cuh
15 - RUN-yin	49 - ee-turr-ALL-day









# UNIVERSITY OF NEW MEXICO

## 2023 BASEBALL



### TV/PHOTO ROSTER





# UNIVERSITY OF NEW MEXICO

## 2023 BASEBALL



### 2023 UNM BASEBALL ROSTER (ALPHABETICAL)

No.	NAME	Pos.	Ht.	Wt.	B/T	CL.	EXP.	HOMETOWN (PREVIOUS SCHOOLS)
34	ASHBY, LENNY JUNIOR	OF	5-7	210	L/L	JR*	1V	ORANJESTAD, ARUBA (MARIA COLLEGE MAVO/ODESSA COLL.)
22	BAKER-LIVINGSTON, BENJAMIN	RHP	6-2	185	R/R	SO	1V	RICHARDSON, TEXAS (PLANO EAST SENIOR HS)
40	BANNISTER, WIL	RHP	6-2	205	R/R	JR	JC	LAS CRUCES, N.M. (CENTENNIAL HS/PIMA CC)
14	CARRIS, AKILI	INF	6-2	185	R/R	FR	HS	ALBUQUERQUE, N.M. (LA CUEVA HS)
7	DAVID, JEFFREY	OF/INF	6-2	205	R/R	JR*	1V	GEORGETOWN, TEXAS (GEORGETOWN HS/DALLAS BAPTIST)
31	DeDONATO, JACK	LHP	6-4	235	L/L	FR	RS	MERCER ISLAND, WASH. (MERCER ISLAND HS/WASHINGTON STATE)
9	DEWYER, TRENT	RHP	5-10	180	R/R	SR*	TR	ALBUQUERQUE, N.M. (ATRISCO HERITAGE ACAD./LUNA CC/KANSAS WESLEYAN)
32	DINAE, MATTHEW	LHP	6-5	245	L/L	FR	HS	ALBUQUERQUE, N.M. (LA CUEVA HS)
3	DIXON, DEVON	INF	6-1	165	R/R	JR	JC	PHOENIX, ARIZ. (MOUNTAIN POINTE HS/CENTRAL ARIZONA COLL.)
33	DITZENBERGER, DYLAN	INF	6-0	195	L/R	SR*	TR	ALLEN, TEXAS (ALLEN HS/KANSAS)
43	DOEHNE, BRANDON	RHP	6-4	220	R/R	JR	JC	AVON, OHIO (AVON HS/GLENDALE CC)
10	EGLOFF, RILEY	RHP	6-5	215	R/R	SR*	2V	LITTLETON, COLO. (HERITAGE HS/YAVAPAI COLL.)
44	FELIX, DOMINIC	INF	6-0	205	R/R	FR	HS	TUCSON, ARIZ. (CANYON DEL ORO HS)
16	FLORES, JUNIOR	LHP	5-8	190	L/L	SO	TR	MARICOPA, ARIZ. (MOUNTAIN POINTE HS/HAWAII)
27	GALLEGOS, ISAAC	RHP	6-3	215	R/R	JR	JC	GRANTS, N.M. (GRANTS HS/TRINIDAD STATE COLL.)
29	HERD, CALEB	C	5-9	178	R/R	FR	HS	VAIL, ARIZ. (CIENEGA HS)
18	HOLLAND, JAKE	C/1B	6-4	235	R/R	JR*	JC	ORLANDO, FLA. (MONTVERDE ACADEMY/GEORGIA TECH/CHIPOLA COLL.)
36	HUDSON, TERRELL	RHP	6-4	245	R/R	JR*	3V	PHOENIX, ARIZ. (GOLDWATER HS)
49	ITURRALDE, ADOLFO	RHP	6-1	185	R/R	SR*	1V	LOS LUNAS, N.M. (VALENCIA HS/LAMAR CC)
23	JACKSON, JAREN	LHP	6-3	225	L/L	JR*	JC	ALBUQUERQUE, N.M. (CLEVELAND HS/PIMA CC)
8	KINKADE, KONNER	INF	5-10	190	R/R	JR*	JC	PULLMAN, WASH. (PULLMAN HS/CSU BAKERSFIELD/ORANGE COAST COLL.)
28	KIRCHNER, SEBASTIAN	RHP	6-0	180	R/R	JR*	TR	ROCKLIN, CALIF. (ROCKLIN HS/FOLSOM LAKE CC/CAL POLY)
50	LEHMBECK, BLAKE	RHP	6-1	202	R/R	FR	HS	TUCSON, ARIZ. (CANYON DEL ORO HS)
2	LIVELY, TRISTIN	RHP	6-0	195	R/R	SR*	4V	LAS CRUCES, N.M. (LAS CRUCES HS)
5	MARTIN, ADRIEN	OF/INF	6-1	210	L/R	FR	HS	ALBUQUERQUE, N.M. (SANDIA HS)
1	MARTINEZ, JORDAN	RHP	5-11	185	R/R	FR	HS	ALBUQUERQUE, N.M. (SANDIA HS)
6	McBROOM, BRIAN	RHP	6-0	180	R/R	JR	1V	OAKLEY, CALIF. (FREEDOM HS/HOWARD COLL.)
25	OLSON, JUSTIN	1B	6-3	225	L/L	JR*	1V	COLORADO SPRINGS, COLO. (PINE CREEK HS/KENTUCKY/SOUTHERN NEVADA)
4	PIGFORD, DEYLAN	OF	5-11	170	L/R	SR*	TR	FARMINGTON, N.M. (PIEDRA VISTA HS/MIDLAND COLL./CSU FULLERTON)
15	RUINION, BRAYDON	OF	6-1	220	R/R	SR*	1V	FLORENCE, KY. (COOPER HS/WALTERS STATE CC/TEXAS TECH)
13	RUSSELL, BRETT	RHP	6-1	200	R/R	JR*	1V	WICHITA FALLS, TEXAS (ENID HS/SEMINOLE STATE COLL.)
26	SEEGER, BAILEY	C	5-11	205	R/R	SR*	TR	HIGHLANDS RANCH, COLO. (THUNDER RIDGE HS/FEATHER RIVER COLL./PIMA CC/CSU BAKERSFIELD)
24	SMITH, KYLE	C/1B	6-0	205	R/R	JR	1V	WILMINGTON, N.C. (NEW HANOVER HS/ST. JOHNS RIVER STATE COLL.)
30	SPENRATH, REED	1B/OF	6-5	230	L/R	JR*	TR	EL CAMPO, TEXAS (EL CAMPO HS/TEXAS A&M/CISCO COLL./TCU)
42	STANFIELD, ALEC	RHP	6-1	185	R/R	JR	JC	ALBUQUERQUE, N.M. (RIO RANCHO HS/SOUTH MOUNTAIN CC)
35	STEINKAMP, ARTHUR	LHP	6-0	175	L/L	JR*	3V	LOS ALAMOS, N.M. (LOS ALAMOS HS)
11	STEPHENS, SEAN	OF	5-11	190	R/R	JR*	1V	FORNEY, TEXAS (FORNEY HS/ODESSA COLL.)
19	STILL, JUSTIN	LHP	6-2	200	L/L	SO	1V	CHANDLER, ARIZ. (PERRY HS)
48	STRMISKA, JACOB	RHP	6-3	190	R/R	JR	1V	GEORGETOWN, TEXAS (ROUND ROCK HS/WABASH VALLEY COLL.)
20	WALTON, KAM	RHP	6-4	205	R/R	SO	SQ	FORT WORTH, TEXAS (CLEBURNE HS)
12	WEISSENBOHN, CHASE	INF	5-11	185	R/R	JR	2V	ALBUQUERQUE, N.M. (ALBUQUERQUE ACADEMY)

\*-INDICATES PLAYER UTILIZED EXTRA YEAR OF ELIGIBILITY DUE TO CORONAVIRUS PANDEMIC.

#### PITCHERS (21)

##### Right-Handed (15)

1	Jordan Martinez	Fr.
2	Tristin Lively	Sr.
6	Brian McBroom	Jr.
9	Trent Dewyer	Sr.
10	Riley Egloff	Sr.
13	Brett Russell	Jr.
20	Kam Walton	So.
22	Benjamin Baker-Livingston	So.
27	Isaac Gallegos	Jr.
28	Sebastian Kirchner	Jr.
36	Terrell Hudson	Jr.
40	Wil Bannister	Jr.
42	Alec Stanfield	Jr.
48	Jacob Strmiska	Jr.
49	Adolfo Iturralde	Sr.

##### Left-Handed (6)

16	Junior Flores	So.
19	Justin Still	So.
23	Jaren Jackson	Jr.
31	Jack DeDonato	R-Fr.
32	Matthew Dinae	Fr.
35	Arthur Steinkamp	Jr.

#### CATCHERS (3)

18	Jake Holland	Jr.
24	Kyle Smith	Jr.
29	Caleb Herd	Fr.

#### INFELDERS (9)

3	Devon Dixon	Jr.
5	Adrien Martin	Fr.
8	Konner Kinkade	Jr.
12	Chase Weissenborn	Jr.
14	Akili Carris	Fr.
25	Justin Olson	Jr.
30	Reed Spenrath	Jr.
33	Dylan Ditzenberger	Sr.
44	Dominic Felix	Fr.

#### OUTFIELDERS (5)

4	Deylan Pigford	Sr.
7	Jeffrey David	Jr.
11	Sean Stephens	Jr.
15	Braydon Ruinion	Sr.
34	Lenny Junior Ashby	Jr.

#### CLASS BREAKDOWN

Freshman	7
Sophomore	4
Junior	20
Senior	7

#### HOME STATE

New Mexico	14
Texas	8
Arizona	6
Colorado	2
California	2
Washington	2
Aruba	1
Florida	1
Kentucky	1
North Carolina	1



# UNIVERSITY OF NEW MEXICO

## 2023 BASEBALL



### BATTING STREAKS

#### Consecutive Games W/Hit

Gms.	Player	Active		2023 Long	
		Start	End	Gms.	
6	Lenny Junior Ashby	5/14/22	Current	0	
3	Dylan Ditzenberger	5/19/22*	Current	0	
2	Konner Kinkade	4/26/22*	Current	0	
2	Braydon Runion	5/20/22	Current	0	
1	Justin Olson	5/20/22	Current	0	
1	Deylan Pigford	5/28/22*	Current	0	
0	Akili Carris	--	--	0	
0	Jeffrey David	--	--	0	
0	Devon Dixon	--	--	0	
0	Dominic Felix	--	--	0	
0	Caleb Herd	--	--	0	
0	Jake Holland	--	--	0	
0	Adrien Martin	--	--	0	
0	Kyle Smith	--	--	0	
0	Reed Spenrath	--	--	0	
0	Sean Stephens	--	--	0	
0	Chase Weissenborn	--	--	0	

\*Indicates streak began during career at prior team.

### PITCHING STREAKS

#### Consecutive Shutout Innings

IP	Player	Active		2023 Long	
		Start	End	IP	
3.2	Jacob Strmiska	5/8/22	Current	0	
2.2	Alec Stanfield	4/12/22*	Current	0	
2.0	Isaac Gallegos	5/12/22*	Current	0	
2.0	Sebastian Kirchner	4/9/22*	Current	0	
1.1	Junior Flores	5/12/22*	Current	0	
1.0	Justin Still	5/21/22	Current	0	
0.2	Trent Dewyer	5/16/22*	Current	0	
0.1	Arthur Steinkamp	5/19/22	Current	0	
0	Ben Baker-Livingston	--	--	0	
0	Wil Bannister	--	--	0	
0	Jack DeDonato	--	--	0	
0	Matthew Dinae	--	--	0	
0	Riley Egloff	--	--	0	
0	Terrell Hudson	--	--	0	
0	Adolfo Iturralde	--	--	0	
0	Jaren Jackson	--	--	0	
0	Tristin Lively	--	--	0	
0	Brian McBroom	--	--	0	
0	Jordan Martinez	--	--	0	
0	Brett Russell	--	--	0	
0	Kam Walton	--	--	0	

\*Indicates streak began during career at prior team.

#### Consecutive Games Reached Base

Gms.	Player	Active		2023 Long	
		Start	End	Gms.	
14	Dylan Ditzenberger	4/20/22*	Current	0	
7	Reed Spenrath	4/29/22*	Current	0	
6	Lenny Junior Ashby	5/14/22	Current	0	
2	Konner Kinkade	4/26/22*	Current	0	
2	Justin Olson	5/19/22	Current	0	
2	Braydon Runion	5/20/22	Current	0	
1	Deylan Pigford	5/28/22*	Current	0	
0	Akili Carris	--	--	0	
0	Jeffrey David	--	--	0	
0	Devon Dixon	--	--	0	
0	Dominic Felix	--	--	0	
0	Caleb Herd	--	--	0	
0	Jake Holland	--	--	0	
0	Adrien Martin	--	--	0	
0	Kyle Smith	--	--	0	
0	Sean Stephens	--	--	0	
0	Chase Weissenborn	--	--	0	

\*Indicates streak began during career at prior team.

#### Consecutive Innings, No ER Allowed

IP	Player	Active		2023 Long	
		Start	End	IP	
6.0	Jaren Jackson	4/26/22*	Current	0	
3.2	Jacob Strmiska	5/8/22	Current	0	
2.2	Alec Stanfield	4/12/22*	Current	0	
2.0	Isaac Gallegos	5/12/22*	Current	0	
2.0	Sebastian Kirchner	4/9/22*	Current	0	
1.1	Junior Flores	5/12/22*	Current	0	
1.0	Adolfo Iturralde	5/10/22	Current	0	
1.0	Justin Still	5/21/22	Current	0	
0.2	Trent Dewyer	5/16/22*	Current	0	
0.1	Arthur Steinkamp	5/19/22	Current	0	
0	Ben Baker-Livingston	--	--	0	
0	Wil Bannister	--	--	0	
0	Jack DeDonato	--	--	0	
0	Matthew Dinae	--	--	0	
0	Riley Egloff	--	--	0	
0	Terrell Hudson	--	--	0	
0	Tristin Lively	--	--	0	
0	Brian McBroom	--	--	0	
0	Jordan Martinez	--	--	0	
0	Brett Russell	--	--	0	
0	Kam Walton	--	--	0	

\*Indicates streak began during career at prior team.





# UNIVERSITY OF NEW MEXICO

## 2023 BASEBALL



## JORDAN MARTINEZ

#1

Pos: PITCHER Cl: FRESHMAN Ht: 5-11 Wt: 185 B/T: R/R Exp: HS  
HOMETOWN: ALBUQUERQUE, N.M. - HIGH SCHOOL: SANDIA ('22)

### CAREER STATISTICS

### 2023 GAME-BY-GAME STATISTICS

#### CAREER SINGLE-GAME BESTS

STAT	AMT.	DATE
IP	0	--
SO	0	--
ERA	0	--
PITCHES	0	--
PO	0	--
A	0	--

\*Date of last occurrence if (multiple)

\*Minimum 2.0 IP to qualify for ERA

#### 2023 SEASON SINGLE-GAME BESTS

STAT	AMT.	DATE	OPPONENT
IP	0	--	--
SO	0	--	--
ERA	0	--	--
PITCHES	0	--	--
PO	0	--	--
A	0	--	--

\*Date of last occurrence if multiple

#### 2023 SEASON HIGHLIGHTS



# UNIVERSITY OF NEW MEXICO

## 2023 BASEBALL



## TRISTIN LIVELY

#2

Pos: PITCHER CL: SENIOR Ht: 6-0 Wt: 195 B/T: R/R Exp: 4v

2022 - NEW MEXICO - JUNIOR

2021 - NEW MEXICO - SOPHOMORE

2020 - NEW MEXICO - SOPHOMORE (COVID)

2019 - NEW MEXICO - FRESHMAN

HOMETOWN: LAS CRUCES, N.M. - HIGH SCHOOL: LAS CRUCES ('18)

### CAREER STATISTICS

LIVELY, Tristin

Year	avg	gp-gs	ab	r	h	2b	3b	hr	rbi	tb	slg%	bb	hbp	so	gdp	ob%	sf	sh	sb-atl	po	a	e	fld%
2019	.000	0-0	0	0	0	0	0	0	0	0	.000	0	0	0	0	.000	0	0	0-0	2	0	0	1.000
2020	.000	0-0	0	0	0	0	0	0	0	0	.000	0	0	0	0	.000	0	0	0-0	0	1	0	1.000
2021	.000	0-0	0	0	0	0	0	0	0	0	.000	0	0	0	0	.000	0	0	0-0	3	1	0	1.000
2022	.000	7-7	0	0	0	0	0	0	0	0	.000	0	0	0	0	.000	0	0	0-0	1	2	0	1.000
TOTAL	.000	7-7	0	0	0	0	0	0	0	0	.000	0	0	0	0	.000	0	0	0-0	6	4	0	1.000
Year	era	w-l	app	gs	cq	sho	sv	ip	h	r	er	bb	so	2b	3b	hr	bf	bavg	wp	hbp	bk	sfa	sha
2019	7.32	1-1	11	4	0	0/0	0	19.2	19	18	16	24	17	3	0	1	104	.253	2	4	0	0	1
2020	2.95	2-0	5	5	0	0/1	0	21.1	19	9	7	11	23	2	1	1	96	.232	2	0	0	3	0
2021	4.59	2-2	7	7	0	0/0	0	33.1	22	20	17	18	36	4	0	2	142	.186	4	5	0	0	1
2022	9.79	1-3	7	7	0	0/0	0	26.2	37	30	29	23	21	7	1	4	136	.343	6	4	0	1	0
TOTAL	6.15	6-6	30	23	0	0/1	0	101.0	97	77	69	76	97	16	2	8	478	.253	14	13	0	4	2

### 2023 GAME-BY-GAME STATISTICS

### CAREER SINGLE-GAME BESTS

STAT	AMT.	DATE
IP	8.0	3/7/21
SO	11	3/7/21
ERA	0.00 (5)	3/6/22
PITCHES	105	3/7/21
PO	1	3/6/22
A	1	3/27/22

\*Date of last occurrence if (multiple)

\*Minimum 2.0 IP to qualify for ERA

### 2023 SEASON SINGLE-GAME BESTS

STAT	AMT.	DATE	OPPONENT
IP	0	--	--
SO	0	--	--
ERA	0	--	--
PITCHES	0	--	--
PO	0	--	--
A	0	--	--

\*Date of last occurrence if multiple

### 2023 SEASON HIGHLIGHTS



# UNIVERSITY OF NEW MEXICO

## 2023 BASEBALL



# DEVON DIXON

# #3

**Pos:** INFIELDER **CL:** JUNIOR **Ht:** 6-1 **Wt:** 165 **B/T:** R/R **Exp:** JC  
**2022 -** CENTRAL ARIZONA COLLEGE - SOPHOMORE  
**2021 -** CENTRAL ARIZONA COLLEGE - FRESHMAN  
**HOMETOWN:** PHOENIX, ARIZ. - **HIGH SCHOOL:** MOUNTAIN POINTE ('20)

**PRONUNCIATION**  
 DEVV-in

## CAREER STATISTICS

DIXON, Devon

Year	avg	gp-gs	ab	r	h	2b	3b	hr	rbi	tb	slg%	bb	hbp	so	gdp	ob%	sf	sh	sb-atl	po	a	e	fld%
2021*	.333	55-55	168	43	56	10	0	5	42	81	.482	21	7	43	4	.420	4	4	6-11	75	119	18	.915
2022*	.248	48-48	125	21	31	13	0	1	21	47	.376	12	1	35	4	.310	4	1	4-5	229	44	4	.986
All*	.297	103-103	293	64	87	23	0	6	63	128	.437	33	8	78	8	.374	8	5	10-16	304	163	22	.955

\* Statistics from prior team/school

## 2023 GAME-BY-GAME STATISTICS

### CAREER SINGLE-GAME BESTS

STAT	NEW MEXICO		OVERALL	
	AMT.	DATE	AMT.	DATE
AB	0	--	6	6/2/21
R	0	--	3	4/27/21
H	0	--	4 (2)	3/17/22
RBI	0	--	4 (3)	3/17/22
2B	0	--	2	3/17/22
3B	0	--	0	--
HR	0	--	1 (6)	1/30/22
BB	0	--	2 (5)	3/18/22
SB	0	--	1 (10)	3/28/22
PO	0	--	16	4/12/22
A	0	--	6	6/3/21

\*Date of last occurrence if (multiple)

### 2023 SEASON SINGLE-GAME BESTS

STAT	AMT.	DATE	OPPONENT
AB	0	--	--
R	0	--	--
H	0	--	--
RBI	0	--	--
2B	0	--	--
3B	0	--	--
HR	0	--	--
BB	0	--	--
SB	0	--	--
PO	0	--	--
A	0	--	--

\*Date of last occurrence if multiple

### 2023 SEASON HIGHLIGHTS



# UNIVERSITY OF NEW MEXICO

## 2023 BASEBALL



## DEYLAN PIGFORD

#4

**Pos:** OUTFIELDER **CL:** SENIOR **Ht:** 5-11 **Wt:** 170 **B/T:** L/R **Exp:** TR

**2022** - CAL STATE FULLERTON - JUNIOR

**2021** - CAL STATE FULLERTON - SOPHOMORE

**2020** - MIDLAND COLLEGE - SOPHOMORE (COVID)

**2019** - MIDLAND COLLEGE - FRESHMAN

**HOMETOWN:** FARMINGTON, N.M. - **HIGH SCHOOL:** PIEDRA VISTA ('18)

**PRONUNCIATION**  
DAY-lin

### CAREER STATISTICS

PIGFORD, Deylan

Year	avg	op-gs	ab	r	h	2b	3b	hr	rbi	tb	slg%	bb	hbp	so	qdp	ob%	sf	sh	sb-att	po	a	e	fld%
2019*	.287	50-50	174	45	50	9	2	4	27	75	.431	28	4	47	0	.392	3	1	5-5	80	2	7	.921
2020*	.361	19-19	72	30	26	6	2	4	17	48	.667	10	2	9	0	.452	0	0	3-3	35	3	2	.950
2021*	.277	45-45	130	19	36	12	1	3	18	59	.454	10	3	33	0	.340	1	5	2-3	62	6	3	.958
2022*	.230	31-31	61	3	14	1	0	1	4	18	.295	1	0	22	1	.242	0	5	1-1	33	1	2	.944
All*	.288	145-145	437	97	126	28	5	12	66	200	.458	49	9	111	1	.369	4	11	11-12	210	12	14	.941

\* Statistics from prior team/school

### 2023 GAME-BY-GAME STATISTICS

### CAREER SINGLE-GAME BESTS

STAT	NEW MEXICO		OVERALL	
	AMT.	DATE	AMT.	DATE
AB	0	--	7	5/7/21
R	0	--	4 (2)	3/27/21
H	0	--	4	3/11/20
RBI	0	--	6	4/19/19
2B	0	--	2 (3)	4/16/21
3B	0	--	1	4/9/21
HR	0	--	2	4/19/19
BB	0	--	3 (2)	5/4/19
SB	0	--	1 (11)	5/22/22
PO	0	--	8	3/22/19
A	0	--	2	2/29/20

\*Date of last occurrence if (multiple)

### 2023 SEASON SINGLE-GAME BESTS

STAT	AMT.	DATE	OPPONENT
AB	0	--	--
R	0	--	--
H	0	--	--
RBI	0	--	--
2B	0	--	--
3B	0	--	--
HR	0	--	--
BB	0	--	--
SB	0	--	--
PO	0	--	--
A	0	--	--

\*Date of last occurrence if multiple

### 2023 SEASON HIGHLIGHTS





# UNIVERSITY OF NEW MEXICO

## 2023 BASEBALL



## ADRIEN MARTIN

#5

Pos: UTILITY CL: FRESHMAN HT: 6-1 WT: 210 B/T: L/R Exp: HS  
HOMETOWN: ALBUQUERQUE, N.M. - HIGH SCHOOL: SANDIA ('22)

### CAREER STATISTICS

### 2023 GAME-BY-GAME STATISTICS

#### CAREER SINGLE-GAME BESTS

STAT	AMT.	DATE
AB	0	--
R	0	--
H	0	--
RBI	0	--
2B	0	--
3B	0	--
HR	0	--
BB	0	--
SB	0	--
PO	0	--
A	0	--

\*Date of last occurrence if (multiple)

#### 2023 SEASON SINGLE-GAME BESTS

STAT	AMT.	DATE	OPPONENT
AB	0	--	--
R	0	--	--
H	0	--	--
RBI	0	--	--
2B	0	--	--
3B	0	--	--
HR	0	--	--
BB	0	--	--
SB	0	--	--
PO	0	--	--
A	0	--	--

\*Date of last occurrence if (multiple)

#### 2023 SEASON HIGHLIGHTS



# UNIVERSITY OF NEW MEXICO

## 2023 BASEBALL



### BRIAN MCBROOM

#6

**Pos:** PITCHER **CL:** JUNIOR **Ht:** 6-0 **Wt:** 180 **B/T:** R/R **Exp:** 1v  
**2022** - NEW MEXICO - SOPHOMORE  
**2021** - HOWARD COLLEGE - FRESHMAN  
**HOMETOWN:** OAKLEY, CALIF. - **HIGH SCHOOL:** FREEDOM ('20)

### CAREER STATISTICS

MCBROOM, Brian

Year	avg	gp-gs	ab	r	h	2b	3b	hr	rbi	tb	slg%	bb	hbp	so	gdp	ob%	sf	sh	sb-atl	po	a	e	fld%
2021*	.000	0-0	0	0	0	0	0	0	0	0	.000	0	0	0	0	.000	0	0	0-0	1	1	0	1.000
2022	.000	17-0	0	0	0	0	0	0	0	0	.000	0	0	0	0	.000	0	0	0-0	5	3	0	1.000
TOTAL	.000	17-0	0	0	0	0	0	0	0	0	.000	0	0	0	0	.000	0	0	0-0	5	3	0	1.000
All*	.000	17-0	0	0	0	0	0	0	0	0	.000	0	0	0	0	.000	0	0	0-0	6	4	0	1.000

Year	era	w-l	app	gs	cq	sho	sv	ip	h	r	er	bb	so	2b	3b	hr	bf	bavg	wp	hbp	bk	sfa	sha
2021*	12.91	0-0	4	0	0	0/0	0	7.2	13	11	11	5	7	0	0	1	0	.591	0	0	0	0	0
2022	6.23	2-2	17	0	0	0/1	3	39.0	52	34	27	10	28	12	3	5	184	.321	3	9	0	2	1
TOTAL	6.23	2-2	17	0	0	0/1	3	39.0	52	34	27	10	28	12	3	5	184	.321	3	9	0	2	1
All*	7.33	2-2	21	0	0	0/1	3	46.2	65	45	38	15	35	12	3	6	184	.353	3	9	0	2	1

\* Statistics from prior team/school

### 2023 GAME-BY-GAME STATISTICS

### CAREER SINGLE-GAME BESTS

STAT	NEW MEXICO		OVERALL	
	AMT.	DATE	AMT.	DATE
IP	4.0	4/2/22	4.0	4/2/22
SO	4	3/13/22	4	3/13/22
ERA	0.00 (3)	4/9/22	0.00 (3)	4/9/22
PITCHES	61	4/2/22	61	4/2/22
PO	2	3/13/22	2	3/13/22
A	1	4/15/22	1 (2)	4/15/22

\*Date of last occurrence if (multiple)

\*Minimum 2.0 IP to qualify for ERA

### 2023 SEASON SINGLE-GAME BESTS

STAT	AMT.	DATE	OPPONENT
IP	0	--	--
SO	0	--	--
ERA	0	--	--
PITCHES	0	--	--
PO	0	--	--
A	0	--	--

\*Date of last occurrence if multiple

### 2023 SEASON HIGHLIGHTS



# UNIVERSITY OF NEW MEXICO

## 2023 BASEBALL



## JEFFREY DAVID

#7

Pos: UTILITY CL: JUNIOR Ht: 6-2 Wt: 205 B/T: R/R Exp: 1v

2022 - NEW MEXICO - SOPHOMORE

2021 - DALLAS BAPTIST UNIVERSITY - FRESHMAN

2020 - DALLAS BAPTIST UNIVERSITY - FRESHMAN (COVID)

HOMETOWN: GEORGETOWN, TEXAS - HIGH SCHOOL: GEORGETOWN ('19)

2022  
Mountain West  
2nd-Team  
All-Conference

### CAREER STATISTICS

DAVID, Jeffrey

Year	avg	gp-gs	ab	r	h	2b	3b	hr	rbi	tb	slg%	bb	hbp	so	gdp	ob%	sf	sh	sb-atl	po	a	e	fld%
2020*	.351	15-15	57	10	20	4	0	2	15	30	.526	1	1	12	0	.367	1	0	2-2	26	27	1	.981
2021*	.170	39-16	47	8	8	1	1	0	2	11	.234	9	2	19	1	.328	0	2	4-4	39	0	2	.951
2022	.316	52-51	209	40	66	14	4	4	37	100	.478	19	4	43	1	.384	0	0	5-7	122	6	4	.970
TOTAL	.316	52-51	209	40	66	14	4	4	37	100	.478	19	4	43	1	.384	0	0	5-7	122	6	4	.970
All*	.300	106-82	313	58	94	19	5	6	54	141	.450	29	7	74	2	.371	1	2	11-13	187	33	7	.969

\* Statistics from prior team/school

### 2023 GAME-BY-GAME STATISTICS

#### CAREER SINGLE-GAME BESTS

	NEW MEXICO		OVERALL	
STAT	AMT.	DATE	AMT.	DATE
AB	6 (4)	4/19/22	6 (4)	4/19/22
R	3 (2)	4/29/22	3 (3)	4/29/22
H	5	3/27/22	5	3/27/22
RBI	5	4/5/22	5	4/5/22
2B	2 (2)	3/27/22	2 (2)	3/27/22
3B	1 (4)	4/29/22	1 (5)	4/29/22
HR	1 (4)	4/19/22	1 (6)	4/19/22
BB	3	2/25/22	3	2/25/22
SB	1 (5)	4/30/22	1 (11)	4/30/22
PO	7 (2)	5/20/22	7 (2)	5/20/22
A	3	4/19/22	5	3/11/20

\*Date of last occurrence if (multiple)

#### 2023 SEASON SINGLE-GAME BESTS

STAT	AMT.	DATE	OPPONENT
AB	0	--	--
R	0	--	--
H	0	--	--
RBI	0	--	--
2B	0	--	--
3B	0	--	--
HR	0	--	--
BB	0	--	--
SB	0	--	--
PO	0	--	--
A	0	--	--

\*Date of last occurrence if (multiple)

#### 2023 SEASON HIGHLIGHTS



# UNIVERSITY OF NEW MEXICO

## 2023 BASEBALL



### KONNER KINKADE

#8

**Pos:** INFILDER **CL:** JUNIOR **Ht:** 5-10 **Wt:** 190 **B/T:** R/R **Exp:** TR  
**2022** - ORANGE COAST COLLEGE - SOPHOMORE  
**2021** - CAL STATE BAKERSFIELD - FRESHMAN  
**2020** - CAL STATE BAKERSFIELD - FRESHMAN (COVID)  
**HOMETOWN:** PULLMAN, WASH. - **HIGH SCHOOL:** PULLMAN ('19)

**PRONUNCIATION**  
 kin-KADE

### CAREER STATISTICS

KINKADE, Konner

Year	avg	gp-gs	ab	r	h	2b	3b	hr	rbi	tb	slg%	bb	hbp	so	gdp	ob%	sf	sh	sb-att	po	a	e	fld%
2020*	.000	2-1	6	0	0	0	0	0	0	0	.000	0	0	2	0	.000	0	0	0-0	1	1	1	.667
2021*	.227	15-2	22	4	5	1	0	0	2	6	.273	3	2	5	0	.370	0	0	0-0	2	0	0	1.000
2022*	.283	30-30	99	17	28	9	2	0	9	41	.414	10	2	16	2	.354	2	1	0-3	107	36	3	.979
All*	.260	47-33	127	21	33	10	2	0	11	47	.370	13	4	23	2	.342	2	1	0-3	110	37	4	.974

\* Statistics from prior team/school

### 2023 GAME-BY-GAME STATISTICS

### CAREER SINGLE-GAME BESTS

STAT	NEW MEXICO		OVERALL	
	AMT.	DATE	AMT.	DATE
AB	0	--	5 (4)	2/25/22
R	0	--	3	4/26/22
H	0	--	2 (9)	4/28/22
RBI	0	--	2	4/23/22
2B	0	--	1 (10)	4/28/22
3B	0	--	1 (2)	4/8/22
HR	0	--	0	--
BB	0	--	2 (2)	4/13/22
SB	0	--	0	--
PO	0	--	10 (2)	4/8/22
A	0	--	6	2/15/22

\*Date of last occurrence if (multiple)

### 2023 SEASON SINGLE-GAME BESTS

STAT	AMT.	DATE	OPPONENT
AB	0	--	--
R	0	--	--
H	0	--	--
RBI	0	--	--
2B	0	--	--
3B	0	--	--
HR	0	--	--
BB	0	--	--
SB	0	--	--
PO	0	--	--
A	0	--	--

\*Date of last occurrence if multiple

### 2023 SEASON HIGHLIGHTS





# UNIVERSITY OF NEW MEXICO

## 2023 BASEBALL



## TRENT DEWYER

#9

Pos: PITCHER Cl: SENIOR Ht: 5-10 Wt: 180 B/T: R/R Exp: TR

2022 - KANSAS WESLEYAN UNIVERSITY - JUNIOR

2021 - KANSAS WESLEYAN UNIVERSITY - SOPHOMORE

2020 - LUNA COMMUNITY COLLEGE - SOPHOMORE (COVID)

2019 - LUNA COMMUNITY COLLEGE - FRESHMAN

HOMETOWN: ALBUQUERQUE, N.M. - HIGH SCHOOL: ATRISCO HERITAGE ('18)

**PRONUNCIATION**

DOO-yur

### CAREER STATISTICS

DEWYER, Trent

Year	avg	gp-gs	ab	r	h	2b	3b	hr	rbi	tb	slg%	bb	hbp	so	gdp	ob%	sf	sh	sb-atl	po	a	e	fld%
2019*	.000	4-0	4	0	0	0	0	0	1	0	.000	2	0	3	0	.333	0	0	0-0	3	0	0	1.000
2021*	.000	11-11	0	0	0	0	0	0	0	0	.000	0	0	0	0	.000	0	0	0-0	2	8	0	1.000
2022*	.000	17-17	0	0	0	0	0	0	0	0	.000	0	0	0	0	.000	0	0	0-0	5	12	1	.944
All*	.000	32-28	4	0	0	0	0	0	1	0	.000	2	0	3	0	.333	0	0	0-0	10	20	1	.968
Year	era	w-l	app	qs	cq	sho	sv	ip	h	r	er	bb	so	2b	3b	hr	bf	bavg	wp	hbp	bk	sfa	sha
2019*	40.50	0-0	1	0	0	0/0	0	0.2	3	3	3	2	0	0	0	0	7	99.000	0	0	0	0	0
2021*	3.53	4-4	11	11	0	0/0	0	63.2	61	35	25	31	62	0	0	4	294	99.000	8	9	0	0	0
2022*	4.64	6-7	17	17	0	0/0	0	95.0	85	62	49	43	109	0	0	14	428	99.000	10	15	1	0	0
All*	4.35	10-11	29	28	0	0/0	0	159.1	149	100	77	76	171	0	0	18	729	99.000	18	24	1	0	0

\* Statistics from prior team/school

### 2023 GAME-BY-GAME STATISTICS

### CAREER SINGLE-GAME BESTS

STAT	NEW MEXICO		OVERALL	
	AMT.	DATE	AMT.	DATE
IP	0	--	N/A	--
SO	0	--	N/A	--
ERA	0	--	N/A	--
PITCHES	0	--	N/A	--
PO	0	--	N/A	--
A	0	--	N/A	--

\*Date of last occurrence if (multiple)

\*Minimum 2.0 IP to qualify for ERA

### 2023 SEASON SINGLE-GAME BESTS

STAT	AMT.	DATE	OPPONENT
IP	0	--	--
SO	0	--	--
ERA	0	--	--
PITCHES	0	--	--
PO	0	--	--
A	0	--	--

\*Date of last occurrence if multiple

### 2023 SEASON HIGHLIGHTS



# UNIVERSITY OF NEW MEXICO

## 2023 BASEBALL



## RILEY EGLOFF

#10

Pos: PITCHER CL: SENIOR HT: 6-5 WT: 215 B/T: R/R Exp: 2v

2022 - NEW MEXICO - JUNIOR

2021 - NEW MEXICO - SOPHOMORE

2020 - YAVAPAI COLLEGE - SOPHOMORE (COVID)

2019 - YAVAPAI COLLEGE - FRESHMAN

HOMETOWN: LITTLETON, COLO. - HIGH SCHOOL: HERITAGE ('18)

**PRONUNCIATION**  
EGG-loff

### CAREER STATISTICS

EGLOFF, Riley

Year	avg	gp-gs	ab	r	h	2b	3b	hr	rbi	tb	slg%	bb	hbp	so	gdp	ob%	sf	sh	sb-at	po	a	e	fld%
2019*	.000	23-3	0	0	0	0	0	0	0	0	.000	0	0	0	0	.000	0	0	0-0	0	8	3	.727
2020*	.000	7-6	0	0	0	0	0	0	0	0	.000	0	0	0	0	.000	0	0	0-0	3	4	2	.778
2021	.000	0-0	0	0	0	0	0	0	0	0	.000	0	0	0	0	.000	0	0	0-0	4	4	0	1.000
2022	.000	15-9	0	0	0	0	0	0	0	0	.000	0	0	0	0	.000	0	0	0-0	2	2	0	1.000
TOTAL	.000	15-9	0	0	0	0	0	0	0	0	.000	0	0	0	0	.000	0	0	0-0	6	6	0	1.000
All*	.000	45-18	0	0	0	0	0	0	0	0	.000	0	0	0	0	.000	0	0	0-0	9	18	5	.844

Year	era	w-l	app	gs	cq	sho	sv	ip	h	r	er	bb	so	2b	3b	hr	bf	bavg	wp	hbp	bk	sfa	sha
2019*	2.40	3-3	23	3	1	1/0	4	48.2	49	28	13	17	36	0	0	2	0	99.000	2	4	0	0	0
2020*	2.18	3-2	7	6	1	0/0	0	33.0	35	23	8	8	37	0	0	3	0	99.000	0	1	0	0	0
2021	9.00	1-2	15	2	0	0/0	0	34.0	58	35	34	10	31	11	6	5	167	.384	1	2	0	4	0
2022	6.90	6-5	15	9	0	0/2	0	61.1	92	57	47	18	52	18	1	9	302	.339	5	6	1	4	3
TOTAL	7.65	7-7	30	11	0	0/2	0	95.1	150	92	81	28	83	29	7	14	469	.355	6	8	1	8	3
All*	5.19	13-12	60	20	2	1/2	4	177.0	234	143	102	53	156	29	7	19	469	.555	8	13	1	8	3

\* Statistics from prior team/school

### 2023 GAME-BY-GAME STATISTICS

#### CAREER SINGLE-GAME BESTS

NEW MEXICO

OVERALL

STAT	AMT.	DATE	AMT.	DATE
IP	8.0	3/18/22	8.0	3/18/22
SO	9	3/18/22	9	3/18/22
ERA	0.00	(4)4/23/22	0.00	(14)4/23/22
PITCHES	112	5/7/22	112	5/7/22
PO	1 (6)	4/14/22	2	2/21/20
A	2	5/9/21	2	5/9/21

\*Date of last occurrence if (multiple)

\*Minimum 2.0 IP to qualify for ERA

#### 2023 SEASON SINGLE-GAME BESTS

STAT	AMT.	DATE	OPPONENT
IP	0	--	--
SO	0	--	--
ERA	0	--	--
PITCHES	0	--	--
PO	0	--	--
A	0	--	--

\*Date of last occurrence if multiple

#### 2023 SEASON HIGHLIGHTS



# UNIVERSITY OF NEW MEXICO

## 2023 BASEBALL



## SEAN STEPHENS

#11

**Pos:** OUTFIELDER **Cl:** JUNIOR **Ht:** 5-11 **Wt:** 190 **B/T:** R/R **Exp:** 1v

**2022** - NEW MEXICO - SOPHOMORE

**2021** - ODESSA COLLEGE - FRESHMAN

**2020** - ODESSA COLLEGE - FRESHMAN (COVID)

**HOMETOWN:** FORNEY, TEXAS - **HIGH SCHOOL:** FORNEY ('19)

### CAREER STATISTICS

STEPHENS, Sean

Year	avg	gp-gs	ab	r	h	2b	3b	hr	rbi	tb	slg%	bb	hbp	so	gdp	ob%	sf	sh	sb-atl	po	a	e	fld%
2020*	.414	22-22	70	25	29	3	3	1	20	41	.586	8	2	8	0	.476	2	0	7-8	27	0	1	.964
2021*	.349	42-42	149	42	52	8	2	5	33	79	.530	17	5	22	0	.433	0	0	15-18	82	43	8	.940
2022	.277	37-25	112	31	31	4	0	3	14	44	.393	14	2	30	0	.364	1	1	6-7	62	1	2	.969
TOTAL	.277	37-25	112	31	31	4	0	3	14	44	.393	14	2	30	0	.364	1	1	6-7	62	1	2	.969
All*	.338	101-89	331	98	112	15	5	9	67	164	.495	39	9	60	0	.419	3	1	28-33	171	44	11	.951

\* Statistics from prior team/school

### 2023 GAME-BY-GAME STATISTICS

### CAREER SINGLE-GAME BESTS

STAT	NEW MEXICO		OVERALL	
	AMT.	DATE	AMT.	DATE
AB	6 (1)	5/7/22	6 (4)	5/7/22
R	5	5/7/22	5	5/7/22
H	5	5/7/22	5 (2)	5/7/22
RBI	4	5/7/22	5	4/27/21
2B	2	5/7/22	2 (3)	5/7/22
3B	0	--	1 (5)	4/1/21
HR	1 (3)	5/7/22	2	4/27/21
BB	2	4/24/22	3	4/6/21
SB	1 (6)	5/10/22	2 (3)	5/15/21
PO	5 (2)	5/17/22	7	4/30/21
A	1	5/15/22	5	4/9/21

\*Date of last occurrence if (multiple)

### 2023 SEASON SINGLE-GAME BESTS

STAT	AMT.	DATE	OPPONENT
AB	0	--	--
R	0	--	--
H	0	--	--
RBI	0	--	--
2B	0	--	--
3B	0	--	--
HR	0	--	--
BB	0	--	--
SB	0	--	--
PO	0	--	--
A	0	--	--

\*Date of last occurrence if (multiple)

### 2023 SEASON HIGHLIGHTS



# UNIVERSITY OF NEW MEXICO

## 2023 BASEBALL



## CHASE WEISSENBORN

#12

Pos: INFILDER CL: JUNIOR HT: 5-11 WT: 185 B/T: R/R Exp: 2v

2022 - NEW MEXICO - SOPHOMORE

2021 - NEW MEXICO - FRESHMAN

HOMETOWN: ALBUQUERQUE, N.M. - HIGH SCHOOL: ALBUQUERQUE ACADEMY ('20)

**PRONUNCIATION**  
WIZE-in-born

### CAREER STATISTICS

WEISSENBORN, C.

Year	avg	op-gs	ab	r	h	2b	3b	hr	rbi	tb	slg%	bb	hbp	so	qdp	ob%	sf	sh	sb-at	po	a	e	fld%
2021	.234	30-28	94	17	22	6	0	0	8	28	.298	11	2	16	3	.324	1	0	3-6	52	65	4	.967
2022	.277	43-38	137	27	38	7	2	0	18	49	.358	14	5	42	0	.358	3	1	1-1	52	128	12	.938
TOTAL	.260	73-66	231	44	60	13	2	0	26	77	.333	25	7	58	3	.345	4	1	4-7	104	193	16	.949

### 2023 GAME-BY-GAME STATISTICS

### CAREER SINGLE-GAME BESTS

STAT	AMT.	DATE
AB	6	5/2/21
R	3 (2)	5/7/22
H	3	5/17/22
RBI	3 (2)	5/17/22
2B	2	5/2/21
3B	1	5/17/22
HR	0	--
BB	2 (4)	5/7/22
SB	1 (4)	4/30/22
PO	4 (7)	4/23/22
A	7 (3)	5/7/22

\*Date of last occurrence if (multiple)

### 2023 SEASON SINGLE-GAME BESTS

STAT	AMT.	DATE	OPPONENT
AB	0	--	--
R	0	--	--
H	0	--	--
RBI	0	--	--
2B	0	--	--
3B	0	--	--
HR	0	--	--
BB	0	--	--
SB	0	--	--
PO	0	--	--
A	0	--	--

\*Date of last occurrence if multiple

### 2023 SEASON HIGHLIGHTS





# UNIVERSITY OF NEW MEXICO

## 2023 BASEBALL



## BRETT RUSSELL

#13

Pos: PITCHER Cl: JUNIOR Ht: 6-1 Wt: 200 B/T: R/R Exp: 1v

2022 - NEW MEXICO - JUNIOR

2021 - SEMINOLE STATE COLLEGE - FRESHMAN

2020 - SEMINOLE STATE COLLEGE - FRESHMAN (COVID)

HOMETOWN: WICHITA FALLS, TEXAS - HIGH SCHOOL: ENID ('19)

### CAREER STATISTICS

RUSSELL, Brett																										
Year	avg	gp-gs	ab	r	h	2b	3b	hr	rbi	tb	slg%	bb	hbp	so	gdp	ob%	sf	sh	sb-at	po	a	e	fld%			
2020*	.000	7-6	0	0	0	0	0	0	0	0	.000	0	0	0	0	.000	0	0	0-0	1	1	1	.667			
2021*	.000	14-11	0	0	0	0	0	0	0	0	.000	0	0	0	0	.000	0	0	0-0	3	1	1	.800			
2022	.000	15-14	0	0	0	0	0	0	0	0	.000	0	0	0	0	.000	0	0	0-0	4	9	2	.867			
TOTAL	.000	15-14	0	0	0	0	0	0	0	0	.000	0	0	0	0	.000	0	0	0-0	4	9	2	.867			
All*	.000	36-31	0	0	0	0	0	0	0	0	.000	0	0	0	0	.000	0	0	0-0	8	11	4	.826			
Year	era	w-l	app	gs	cq	sho	sv	ip	h	r	er	bb	so	2b	3b	hr	bf	bavg	wp	hbp	bk	sfa	sha			
2020*	3.41	3-0	7	6	0	0/0	0	29.0	19	13	11	20	46	1	0	1	0	.213	2	1	2	0	0			
2021*	6.38	5-5	14	11	0	0/0	0	55.0	50	59	39	34	77	0	0	7	0	.287	6	8	1	0	0			
2022	8.69	1-6	15	14	0	0/0	0	59.0	107	69	57	29	46	25	2	9	317	.386	9	6	1	2	3			
TOTAL	8.69	1-6	15	14	0	0/0	0	59.0	107	69	57	29	46	25	2	9	317	.386	9	6	1	2	3			
All*	6.73	9-11	36	31	0	0/0	0	143.0	176	141	107	83	169	26	2	17	317	.326	17	15	4	2	3			

\* Statistics from prior team/school

### 2023 GAME-BY-GAME STATISTICS

#### CAREER SINGLE-GAME BESTS

STAT	NEW MEXICO		OVERALL	
	AMT.	DATE	AMT.	DATE
IP	6.2	3/5/22	6.2 (2)	3/5/22
SO	8	3/5/22	13	3/11/21
ERA	0.00	3/26/22	0.00 (5)	3/26/22
PITCHES	105 (2)	5/20/22	105 (2)	5/20/22
PO	3	3/26/22	3	3/26/22
A	2	5/20/22	2	5/20/22

\*Date of last occurrence if (multiple)

\*Minimum 2.0 IP to qualify for ERA

#### 2023 SEASON SINGLE-GAME BESTS

STAT	AMT.	DATE	OPPONENT
IP	0	--	--
SO	0	--	--
ERA	0	--	--
PITCHES	0	--	--
PO	0	--	--
A	0	--	--

\*Date of last occurrence if multiple

#### 2023 SEASON HIGHLIGHTS



# UNIVERSITY OF NEW MEXICO

## 2023 BASEBALL



## AKILI CARRIS

### #14

Pos: INFIELDER CL: FRESHMAN Ht: 6-2 Wt: 185 B/T: R/R Exp: HS  
HOMETOWN: ALBUQUERQUE, N.M. - HIGH SCHOOL: LA CUEVA ('22)

**PRONUNCIATION**  
uh-KILL-ee CARE-iss

### CAREER STATISTICS

### 2023 GAME-BY-GAME STATISTICS

#### CAREER SINGLE-GAME BESTS

STAT	AMT.	DATE
AB	0	--
R	0	--
H	0	--
RBI	0	--
2B	0	--
3B	0	--
HR	0	--
BB	0	--
SB	0	--
PO	0	--
A	0	--

\*Date of last occurrence if (multiple)

#### 2023 SEASON SINGLE-GAME BESTS

STAT	AMT.	DATE	OPPONENT
AB	0	--	--
R	0	--	--
H	0	--	--
RBI	0	--	--
2B	0	--	--
3B	0	--	--
HR	0	--	--
BB	0	--	--
SB	0	--	--
PO	0	--	--
A	0	--	--

\*Date of last occurrence if (multiple)

#### 2023 SEASON HIGHLIGHTS



# UNIVERSITY OF NEW MEXICO

## 2023 BASEBALL



## BRAYDON RUNION

#15

**Pos:** OUTFIELDER **Cl:** SENIOR **Ht:** 6-1 **Wt:** 220 **B/T:** R/R **Exp:** 1v

**2022** - NEW MEXICO - JUNIOR

**2021** - TEXAS TECH - SOPHOMORE

**2020** - WALTERS STATE COMMUNITY COLLEGE - SOPHOMORE (COVID)

**2019** - WALTERS STATE COMMUNITY COLLEGE - FRESHMAN

**HOMETOWN:** FLORENCE, KY. - **HIGH SCHOOL:** COOPER ('18)

**PRONUNCIATION**  
RUN-yin

### CAREER STATISTICS

RUNION, Braydon

Year	avg	gp-gs	ab	r	h	2b	3b	hr	rbi	tb	slg%	bb	hbp	so	gdp	ob%	sf	sh	sb-atl	po	a	e	fld%
2019*	.348	52-52	158	51	55	12	1	11	44	102	.646	28	13	44	3	.480	1	0	8-9	61	4	4	.942
2020*	.349	27-27	83	30	29	7	2	4	16	52	.627	15	4	15	1	.471	0	0	2-2	26	5	0	1.000
2021*	.195	18-11	41	10	8	3	0	1	4	14	.341	6	2	16	2	.327	0	0	0-0	3	0	1	.750
2022	.280	43-40	150	31	42	7	2	13	38	92	.613	11	6	42	2	.347	3	0	0-0	50	12	4	.939
TOTAL	.280	43-40	150	31	42	7	2	13	38	92	.613	11	6	42	2	.347	3	0	0-0	50	12	4	.939
All*	.310	140-130	432	122	134	29	5	29	102	260	.602	60	25	117	8	.420	4	0	10-11	140	21	9	.947

\* Statistics from prior team/school

### 2023 GAME-BY-GAME STATISTICS

#### CAREER SINGLE-GAME BESTS

STAT	NEW MEXICO		OVERALL	
	AMT.	DATE	AMT.	DATE
AB	6	5/7/22	6	5/7/22
R	3 (3)	4/15/22	5	4/24/19
H	4	4/15/22	4 (4)	4/15/22
RBI	5 (2)	5/7/22	5 (2)	5/7/22
2B	1 (7)	5/10/22	1 (29)	5/10/22
3B	1 (2)	4/1/22	1 (5)	4/1/22
HR	3	4/15/22	3	4/15/22
BB	2 (2)	4/16/22	2 (8)	4/16/22
SB	0	--	1 (10)	3/4/21
PO	13	4/9/22	13	4/9/22
A	3	3/6/22	3 (2)	3/6/22

\*Date of last occurrence if (multiple)

#### 2023 SEASON SINGLE-GAME BESTS

STAT	AMT.	DATE	OPPONENT
AB	0	--	--
R	0	--	--
H	0	--	--
RBI	0	--	--
2B	0	--	--
3B	0	--	--
HR	0	--	--
BB	0	--	--
SB	0	--	--
PO	0	--	--
A	0	--	--

\*Date of last occurrence if (multiple)

#### 2023 SEASON HIGHLIGHTS



# UNIVERSITY OF NEW MEXICO

## 2023 BASEBALL



## JUNIOR FLORES

#16

Pos: PITCHER Cl: SOPHOMORE Ht: 5-8 Wt: 190 B/T: L/L Exp: TR

2022 - UNIVERSITY OF HAWAII - FRESHMAN

HOMETOWN: MARICOPA, ARIZ. - HIGH SCHOOL: MOUNTAIN POINTE ('21)

### CAREER STATISTICS

FLORES, Junior

Year	avg	op-gs	ab	r	h	2b	3b	hr	rbi	tb	slg%	bb	hbp	so	gdp	ob%	sf	sh	sb-att	po	a	e	fld%
2022*	.000	9-0	0	0	0	0	0	0	0	0	.000	0	0	0	0	.000	0	0	0-0	0	0	0	.000
All*	.000	9-0	0	0	0	0	0	0	0	0	.000	0	0	0	0	.000	0	0	0-0	0	0	0	.000
Year	era	w-l	app	qs	cq	sho	sv	ip	h	r	er	bb	so	2b	3b	hr	bf	bavg	wp	hbp	bk	sfa	sha
2022*	6.14	0-0	9	0	0	0/0	0	7.1	8	5	5	6	4	1	0	1	36	99.000	1	1	0	0	0
All*	6.14	0-0	9	0	0	0/0	0	7.1	8	5	5	6	4	1	0	1	36	99.000	1	1	0	0	0

\* Statistics from prior team/school

### 2023 GAME-BY-GAME STATISTICS

#### CAREER SINGLE-GAME BESTS

STAT	NEW MEXICO		OVERALL	
	AMT.	DATE	AMT.	DATE
IP	0	--	2.0	3/12/22
SO	0	--	1 (4)	5/27/22
ERA	0	--	4.50	3/12/22
PITCHES	0	--	45	3/4/22
PO	0	--	0	--
A	0	--	0	--

\*Date of last occurrence if (multiple)

\*Minimum 2.0 IP to qualify for ERA

#### 2023 SEASON SINGLE-GAME BESTS

STAT	AMT.	DATE	OPPONENT
IP	0	--	--
SO	0	--	--
ERA	0	--	--
PITCHES	0	--	--
PO	0	--	--
A	0	--	--

\*Date of last occurrence if multiple

#### 2023 SEASON HIGHLIGHTS



# UNIVERSITY OF NEW MEXICO

## 2023 BASEBALL



## JAKE HOLLAND

#18

**Pos:** CATCHER **Cl:** JUNIOR **Ht:** 6-4 **Wt:** 235 **B/T:** R/R **Exp:** JC

**2022** - CHIPOLA COLLEGE - SOPHOMORE

**2021** - GEORGIA TECH - FRESHMAN

**2020** - GEORGIA TECH - FRESHMAN (COVID)

**HOMETOWN:** ORLANDO, FLA. - **HIGH SCHOOL:** MONTVERDE ACADEMY ('19)

### CAREER STATISTICS

HOLLAND, Jake

Year	avg	gp-gs	ab	r	h	2b	3b	hr	rbi	tb	slg%	bb	hbp	so	gdp	ob%	sf	sh	sb-atl	po	a	e	fld%
2020*	.158	15-14	38	2	6	3	0	0	3	9	.237	3	1	19	1	.233	1	0	0-0	125	6	3	.978
2021*	.158	15-8	38	4	6	1	1	1	6	12	.316	4	0	17	1	.238	0	0	0-0	47	4	2	.962
2022*	.221	32-32	95	14	21	3	0	6	17	42	.442	5	0	35	3	.257	1	1	0-0	201	2	5	.976
All*	.193	62-54	171	20	33	7	1	7	26	63	.368	12	1	71	5	.247	2	1	0-0	373	12	10	.975

\* Statistics from prior team/school

### 2023 GAME-BY-GAME STATISTICS

#### CAREER SINGLE-GAME BESTS

STAT	NEW MEXICO		OVERALL	
	AMT.	DATE	AMT.	DATE
AB	0	--	5 (2)	5/6/22
R	0	--	2 (2)	4/8/22
H	0	--	2 (6)	5/7/22
RBI	0	--	5	1/28/22
2B	0	--	2	4/8/22
3B	0	--	1	4/20/21
HR	0	--	1 (6)	5/7/22
BB	0	--	1 (9)	4/13/22
SB	0	--	0	--
PO	0	--	14	5/6/22
A	0	--	2 (2)	2/16/20

\*Date of last occurrence if (multiple)

#### 2023 SEASON SINGLE-GAME BESTS

STAT	AMT.	DATE	OPPONENT
AB	0	--	--
R	0	--	--
H	0	--	--
RBI	0	--	--
2B	0	--	--
3B	0	--	--
HR	0	--	--
BB	0	--	--
SB	0	--	--
PO	0	--	--
A	0	--	--

\*Date of last occurrence if multiple

#### 2023 SEASON HIGHLIGHTS





# UNIVERSITY OF NEW MEXICO

## 2023 BASEBALL



# JUSTIN STILL

## #19

Pos: PITCHER CL: SOPHOMORE Ht: 6-2 Wt: 200 B/T: L/L Exp: 1v  
2022 - NEW MEXICO - FRESHMAN  
HOMETOWN: CHANDLER, ARIZ. - HIGH SCHOOL: PERRY ('21)

### CAREER STATISTICS

STILL, Justin

Year	avg	gp-gs	ab	r	h	2b	3b	hr	rbi	tb	slg%	bb	hbp	so	gdp	ob%	sf	sh	sb-atl	po	a	e	fld%
2022	.000	13-5	0	0	0	0	0	0	0	0	.000	0	0	0	0	.000	0	0	0-0	1	5	1	.857
TOTAL	.000	13-5	0	0	0	0	0	0	0	0	.000	0	0	0	0	.000	0	0	0-0	1	5	1	.857
Year	era	w-l	app	gs	cq	sho	sv	ip	h	r	er	bb	so	2b	3b	hr	bf	bavg	wp	hbp	bk	sfa	sha
2022	10.20	1-4	13	5	0	0/0	0	30.0	48	40	34	18	33	10	2	10	163	.361	7	9	0	0	3
TOTAL	10.20	1-4	13	5	0	0/0	0	30.0	48	40	34	18	33	10	2	10	163	.361	7	9	0	0	3

### 2023 GAME-BY-GAME STATISTICS

### CAREER SINGLE-GAME BESTS

STAT	AMT.	DATE
IP	5.0	5/15/22
SO	6	5/15/22
ERA	5.40	4/26/22
PITCHES	100	5/15/22
PO	1	5/21/22
A	1 (5)	5/1/22

\*Date of last occurrence if (multiple)  
\*Minimum 2.0 IP to qualify for ERA

### 2023 SEASON SINGLE-GAME BESTS

STAT	AMT.	DATE	OPPONENT
IP	0	--	--
SO	0	--	--
ERA	0	--	--
PITCHES	0	--	--
PO	0	--	--
A	0	--	--

\*Date of last occurrence if multiple

### 2023 SEASON HIGHLIGHTS



# UNIVERSITY OF NEW MEXICO

## 2023 BASEBALL



# KAM WALTON

## #20

Pos: PITCHER Cl: SOPHOMORE Ht: 6-4 Wt: 205 B/T: R/R Exp: SQ

2022 - NEW MEXICO - FRESHMAN

HOMETOWN: FORT WORTH, TEXAS - HIGH SCHOOL: CLEBURNE ('21)

### CAREER STATISTICS

#### CAREER SINGLE-GAME BESTS

STAT	AMT.	DATE
IP	0	--
SO	0	--
ERA	0	--
PITCHES	0	--
PO	0	--
A	0	--

\*Date of last occurrence if (multiple)

\*Minimum 2.0 IP to qualify for ERA

### 2023 GAME-BY-GAME STATISTICS

#### 2023 SEASON SINGLE-GAME BESTS

STAT	AMT.	DATE	OPPONENT
IP	0	--	--
SO	0	--	--
ERA	0	--	--
PITCHES	0	--	--
PO	0	--	--
A	0	--	--

\*Date of last occurrence if multiple

#### 2023 SEASON HIGHLIGHTS



# UNIVERSITY OF NEW MEXICO

## 2023 BASEBALL



## BENJAMIN BAKER-LIVINGSTON #22

Pos: PITCHER CL: SOPHOMORE Ht: 6-2 Wt: 185 B/T: R/R Exp: 1v

2022 - NEW MEXICO - FRESHMAN

HOMETOWN: RICHARDSON, TEXAS - HIGH SCHOOL: PLANO EAST SENIOR ('21)

### CAREER STATISTICS

BAKER-LIVINGSTON, Ben

Year	avg	gp-gs	ab	r	h	2b	3b	hr	rbi	tb	slg%	bb	hbp	so	gdp	ob%	sf	sh	sb-atl	po	a	e	fld%
2022	.000	12-2	0	0	0	0	0	0	0	0	.000	0	0	0	0	.000	0	0	0-0	1	3	0	1.000
TOTAL	.000	12-2	0	0	0	0	0	0	0	0	.000	0	0	0	0	.000	0	0	0-0	1	3	0	1.000
Year	era	w-l	app	gs	cq	sho	sv	ip	h	r	er	bb	so	2b	3b	hr	bf	bavg	wp	hbp	bk	sfa	sha
2022	10.72	2-1	12	2	0	0/0	0	22.2	41	27	27	11	18	6	5	1	120	.394	8	3	0	2	0
TOTAL	10.72	2-1	12	2	0	0/0	0	22.2	41	27	27	11	18	6	5	1	120	.394	8	3	0	2	0

### 2023 GAME-BY-GAME STATISTICS

### CAREER SINGLE-GAME BESTS

STAT	AMT.	DATE
IP	5.0	5/17/22
SO	5	5/10/22
ERA	2.25	5/10/22
PITCHES	83	5/10/22
PO	1	5/21/22
A	2	5/21/22

\*Date of last occurrence if (multiple)

\*Minimum 2.0 IP to qualify for ERA

### 2023 SEASON SINGLE-GAME BESTS

STAT	AMT.	DATE	OPPONENT
IP	0	--	--
SO	0	--	--
ERA	0	--	--
PITCHES	0	--	--
PO	0	--	--
A	0	--	--

\*Date of last occurrence if multiple

### 2023 SEASON HIGHLIGHTS



# UNIVERSITY OF NEW MEXICO

## 2023 BASEBALL



### JAREN JACKSON

#23

**Pos:** PITCHER **CL:** JUNIOR **Ht:** 6-3 **Wt:** 225 **B/T:** L/L **Exp:** JC  
**2022** - PIMA COMMUNITY COLLEGE - SOPHOMORE  
**2021** - PIMA COMMUNITY COLLEGE - FRESHMAN  
**2020** - PIMA COMMUNITY COLLEGE - FRESHMAN (COVID)  
**HOMETOWN:** ALBUQUERQUE, N.M. - **HIGH SCHOOL:** CLEVELAND ('19)

### CAREER STATISTICS

JACKSON, Jaren

Year	avg	gp-gs	ab	r	h	2b	3b	hr	rbi	tb	slg%	bb	hbp	so	gdp	ob%	sf	sh	sb-att	po	a	e	fld%
2020*	.000	5-5	0	0	0	0	0	0	0	0	.000	0	0	0	0	.000	0	0	0-0	1	1	1	.667
2021*	.000	12-12	0	0	0	0	0	0	0	0	.000	0	0	0	0	.000	0	0	0-0	5	6	0	1.000
2022*	.000	13-13	0	0	0	0	0	0	0	0	.000	0	0	0	0	.000	0	0	0-0	5	3	0	1.000
All*	.000	30-30	0	0	0	0	0	0	0	0	.000	0	0	0	0	.000	0	0	0-0	11	10	1	.955

Year	era	w-l	app	gs	cq	sho	sv	ip	h	r	er	bb	so	2b	3b	hr	bf	bavg	wp	hbp	bk	sfa	sha
2020*	5.79	2-1	5	5	0	0/0	0	23.1	25	18	15	10	23	0	0	0	0	99.000	2	3	0	0	0
2021*	6.20	7-2	12	12	0	0/0	0	65.1	76	55	45	22	67	0	0	5	0	99.000	4	2	0	0	0
2022*	2.88	6-2	13	13	3	2/0	0	65.2	61	29	21	22	58	0	0	0	0	99.000	2	3	0	0	0
All*	4.72	15-5	30	30	3	2/0	0	154.1	162	102	81	54	148	0	0	5	0	99.000	8	8	0	0	0

\* Statistics from prior team/school

### 2023 GAME-BY-GAME STATISTICS

### CAREER SINGLE-GAME BESTS

STAT	NEW MEXICO		OVERALL	
	AMT.	DATE	AMT.	DATE
IP	0	--	7.0 (4)	4/6/21
SO	0	--	10	2/23/21
ERA	0	--	0.00 (10)	4/26/22
PITCHES	0	--	N/A	--
PO	0	--	2	4/26/22
A	0	--	1 (10)	4/5/22

\*Date of last occurrence if (multiple)

\*Minimum 2.0 IP to qualify for ERA

### 2023 SEASON SINGLE-GAME BESTS

STAT	AMT.	DATE	OPPONENT
IP	0	--	--
SO	0	--	--
ERA	0	--	--
PITCHES	0	--	--
PO	0	--	--
A	0	--	--

\*Date of last occurrence if multiple

### 2023 SEASON HIGHLIGHTS



# UNIVERSITY OF NEW MEXICO

## 2023 BASEBALL



## KYLE SMITH

## #24

**Pos:** CATCHER **CL:** JUNIOR **Ht:** 6-0 **Wt:** 205 **B/T:** R/R **Exp:** 1v  
**2022** - NEW MEXICO - SOPHOMORE  
**2021** - ST. JOHNS RIVER STATE COLLEGE - FRESHMAN  
**HOMETOWN:** WILMINGTON, N.C. - **HIGH SCHOOL:** NEW HANOVER ('20)

### CAREER STATISTICS

SMITH, Kyle

Year	avg	gp-gs	ab	r	h	2b	3b	hr	rbi	tb	slg%	bb	hbp	so	gdp	ob%	sf	sh	sb-atl	po	a	e	fld%
2021*	.294	49-49	170	36	50	15	2	4	28	81	.476	16	19	41	1	.411	2	0	4-4	289	11	6	.980
2022	.286	32-10	63	10	18	3	2	3	18	34	.540	6	0	11	0	.348	0	0	0-0	39	2	1	.976
TOTAL	.286	32-10	63	10	18	3	2	3	18	34	.540	6	0	11	0	.348	0	0	0-0	39	2	1	.976
All*	.292	81-59	233	46	68	18	4	7	46	115	.494	22	19	52	1	.395	2	0	4-4	328	13	7	.980

\* Statistics from prior team/school

### 2023 GAME-BY-GAME STATISTICS

### CAREER SINGLE-GAME BESTS

STAT	NEW MEXICO		OVERALL	
	AMT.	DATE	AMT.	DATE
AB	5 (3)	5/7/22	5 (10)	5/7/22
R	2	4/29/22	3 (2)	3/7/21
H	4	4/24/22	4	4/24/22
RBI	2 (4)	5/20/22	4	4/9/21
2B	1 (3)	5/6/22	2 (4)	3/20/21
3B	1 (2)	4/24/22	1 (4)	4/24/22
HR	1 (3)	4/29/22	1 (7)	4/29/22
BB	2	4/26/22	2 (2)	4/26/22
SB	0	--	1 (4)	4/25/21
PO	9	4/30/22	13	3/8/21
A	1 (2)	4/30/22	2	2/27/21

\*Date of last occurrence if (multiple)

### 2023 SEASON SINGLE-GAME BESTS

STAT	AMT.	DATE	OPPONENT
AB	0	--	--
R	0	--	--
H	0	--	--
RBI	0	--	--
2B	0	--	--
3B	0	--	--
HR	0	--	--
BB	0	--	--
SB	0	--	--
PO	0	--	--
A	0	--	--

\*Date of last occurrence if multiple

### 2023 SEASON HIGHLIGHTS





# UNIVERSITY OF NEW MEXICO

## 2023 BASEBALL



## JUSTIN OLSON

#25

**Pos:** FIRST BASEMAN **CL:** JUNIOR **Ht:** 6-3 **Wt:** 225 **B/T:** L/L **Exp:** 1v  
**2022** - NEW MEXICO - SOPHOMORE  
**2021** - COLLEGE OF SOUTHERN NEVADA - REDSHIRT FRESHMAN  
**2020** - UNIVERSITY OF KENTUCKY - REDSHIRT FRESHMAN (COVID)  
**2019** - UNIVERSITY OF KENTUCKY - REDSHIRT  
**HOMETOWN:** COLORADO SPRINGS, COLO. - **HIGH SCHOOL:** PINE CREEK ('18)

### CAREER STATISTICS

OLSON, Justin

Year	avg	gp-gs	ab	r	h	2b	3b	hr	rbi	tb	slg%	bb	hbp	so	gdp	ob%	sf	sh	sb-atl	po	a	e	fld%
2021*	.341	46-39	123	38	42	7	2	7	36	74	.602	31	1	35	0	.474	1	0	0-0	171	7	3	.983
2022	.239	37-23	88	16	21	7	0	4	18	40	.455	19	0	28	0	.374	0	0	0-0	182	13	2	.990
TOTAL	.239	37-23	88	16	21	7	0	4	18	40	.455	19	0	28	0	.374	0	0	0-0	182	13	2	.990
All*	.299	83-62	211	54	63	14	2	11	54	114	.540	50	1	63	0	.433	1	0	0-0	353	20	5	.987

\* Statistics from prior team/school

### 2023 GAME-BY-GAME STATISTICS

#### CAREER SINGLE-GAME BESTS

STAT	NEW MEXICO			OVERALL	
	AMT.	DATE	AMT.	DATE	
AB	5 (2)	4/19/22	5 (5)	4/19/22	
R	2 (2)	5/10/22	3 (2)	5/21/21	
H	2 (6)	5/8/22	3 (2)	5/21/21	
RBI	4	3/23/22	4	3/23/22	
2B	2	4/19/22	2	4/19/22	
3B	0	--	1 (2)	2/26/21	
HR	2	5/8/22	2	5/8/22	
BB	2 (5)	5/10/22	3	5/14/21	
SB	0	--	0	--	
PO	14	3/13/22	14	3/13/22	
A	5	3/26/22	5	3/26/22	

\*Date of last occurrence if (multiple)

#### 2023 SEASON SINGLE-GAME BESTS

STAT	AMT.	DATE	OPPONENT
AB	0	--	--
R	0	--	--
H	0	--	--
RBI	0	--	--
2B	0	--	--
3B	0	--	--
HR	0	--	--
BB	0	--	--
SB	0	--	--
PO	0	--	--
A	0	--	--

\*Date of last occurrence if multiple

#### 2023 SEASON HIGHLIGHTS



# UNIVERSITY OF NEW MEXICO

## 2023 BASEBALL



## ISAAC GALLEGOS

#27

**Pos:** PITCHER **CL:** JUNIOR **Ht:** 6-3 **Wt:** 215 **B/T:** R/R **Exp:** JC  
**2022** - TRINIDAD STATE COLLEGE - SOPHOMORE  
**2021** - TRINIDAD STATE COLLEGE - FRESHMAN  
**HOMETOWN:** GRANTS, N.M. - **HIGH SCHOOL:** GRANTS ('20)

**PRONUNCIATION**  
guy-EGG-ohs

### CAREER STATISTICS

GALLEGOS, Isaac

Year	avg	gp-gs	ab	r	h	2b	3b	hr	rbi	tb	slg%	bb	hbp	so	gdp	ob%	sf	sh	sb-atl	po	a	e	fld%
2021*	1.000	15-5	2	2	2	0	0	0	0	2	1.000	0	0	0	0	1.000	0	0	1-1	2	5	0	1.000
2022*	.000	16-8	0	0	0	0	0	0	0	0	.000	0	0	0	0	.000	0	0	0-0	4	7	0	1.000
All*	1.000	31-13	2	2	2	0	0	0	0	2	1.000	0	0	0	0	1.000	0	0	1-1	6	12	0	1.000

Year	era	w-l	app	qs	cq	sho	sv	ip	h	r	er	bb	so	2b	3b	hr	bf	bavg	wp	hbp	bk	sfa	sha
2021*	7.24	3-5	15	5	0	0/0	0	54.2	70	60	44	29	80	0	0	12	0	.320	15	8	0	0	0
2022*	3.05	12-2	16	8	5	1/0	0	97.1	73	44	33	25	138	0	0	9	0	.201	7	14	0	0	0
All*	4.56	15-7	31	13	5	1/0	0	152.0	143	104	77	54	218	0	0	21	0	.245	22	22	0	0	0

\* Statistics from prior team/school

### 2023 GAME-BY-GAME STATISTICS

#### CAREER SINGLE-GAME BESTS

STAT	NEW MEXICO		OVERALL	
	AMT.	DATE	AMT.	DATE
IP	0	--	9.0	5/6/22
SO	0	--	14	5/6/22
ERA	0	--	0.00	(9)3/26/22
PITCHES	0	--	N/A	--
PO	0	--	2	3/16/21
A	0	--	2 (2)	5/12/22

\*Date of last occurrence if (multiple)

\*Minimum 2.0 IP to qualify for ERA

#### 2023 SEASON SINGLE-GAME BESTS

STAT	AMT.	DATE	OPPONENT
IP	0	--	--
SO	0	--	--
ERA	0	--	--
PITCHES	0	--	--
PO	0	--	--
A	0	--	--

\*Date of last occurrence if multiple

#### 2023 SEASON HIGHLIGHTS



# UNIVERSITY OF NEW MEXICO

## 2023 BASEBALL



## SEBASTIAN KIRCHNER

#28

Pos: PITCHER Cl: JUNIOR Ht: 6-0 Wt: 180 B/T: R/R Exp: TR

2022 - CAL POLY - SOPHOMORE

2021 - FOLSOM LAKE COMMUNITY COLLEGE - FRESHMAN

2020 - FOLSOM LAKE COMMUNITY COLLEGE - FRESHMAN (COVID)

HOMETOWN: ROCKLIN, CALIF. - HIGH SCHOOL: ROCKLIN ('19)

**PRONUNCIATION**  
KURSH-nurr

### CAREER STATISTICS

KIRCHNER, Sebastian

Year	avg	gp-gs	ab	r	h	2b	3b	hr	rbi	tb	slg%	bb	hbp	so	gdp	ob%	sf	sh	sb-att	po	a	e	fld%
2021*	.000	1-0	0	0	0	0	0	0	0	0	.000	0	0	0	0	.000	0	0	0-0	0	0	0	.000
2022*	.000	3-0	0	0	0	0	0	0	0	0	.000	0	0	0	0	.000	0	0	0-0	0	2	0	1.000
All*	.000	4-0	0	0	0	0	0	0	0	0	.000	0	0	0	0	.000	0	0	0-0	0	2	0	1.000

Year	era	w-l	app	gs	cq	sho	sv	ip	h	r	er	bb	so	2b	3b	hr	bf	bavg	wp	hbp	bk	sfa	sha
2021*	0.00	0-0	1	0	0	0/0	0	1.2	0	2	0	2	4	0	0	0	0	.000	2	1	0	0	0
2022*	9.00	0-0	3	0	0	0/0	0	4.0	7	4	4	2	5	0	0	1	22	99.000	0	2	0	0	0
All*	6.35	0-0	4	0	0	0/0	0	5.2	7	6	4	4	9	0	0	1	22	1.167	2	3	0	0	0

\* Statistics from prior team/school

### 2023 GAME-BY-GAME STATISTICS

#### CAREER SINGLE-GAME BESTS

STAT	NEW MEXICO		OVERALL	
	AMT.	DATE	AMT.	DATE
IP	0	--	2.0	4/9/22
SO	0	--	4	4/23/21
ERA	0	--	13.50	4/9/22
PITCHES	0	--	56	4/23/21
PO	0	--	0	--
A	0	--	1 (2)	4/9/22

\*Date of last occurrence if (multiple)

\*Minimum 2.0 IP to qualify for ERA

#### 2023 SEASON SINGLE-GAME BESTS

STAT	AMT.	DATE	OPPONENT
IP	0	--	--
SO	0	--	--
ERA	0	--	--
PITCHES	0	--	--
PO	0	--	--
A	0	--	--

\*Date of last occurrence if multiple

#### 2023 SEASON HIGHLIGHTS



# UNIVERSITY OF NEW MEXICO

## 2023 BASEBALL



## CALEB HERD

### #29

**Pos:** CATCHER **CL:** FRESHMAN **HT:** 5-9 **WT:** 178 **B/T:** R/R **Exp:** HS  
**HOMETOWN:** VAIL, ARIZ. - **HIGH SCHOOL:** CIENEGA ('22)

### CAREER STATISTICS

### 2023 GAME-BY-GAME STATISTICS

#### CAREER SINGLE-GAME BESTS

STAT	AMT.	DATE
AB	0	--
R	0	--
H	0	--
RBI	0	--
2B	0	--
3B	0	--
HR	0	--
BB	0	--
SB	0	--
PO	0	--
A	0	--

\*Date of last occurrence if (multiple)

#### 2023 SEASON SINGLE-GAME BESTS

STAT	AMT.	DATE	OPPONENT
AB	0	--	--
R	0	--	--
H	0	--	--
RBI	0	--	--
2B	0	--	--
3B	0	--	--
HR	0	--	--
BB	0	--	--
SB	0	--	--
PO	0	--	--
A	0	--	--

\*Date of last occurrence if multiple

#### 2023 SEASON HIGHLIGHTS



# UNIVERSITY OF NEW MEXICO

## 2023 BASEBALL



## REED SPENRATH

#30

**Pos:** FIRST BASEMAN **CL:** JUNIOR **Ht:** 6-5 **Wt:** 230 **B/T:** L/R **Exp:** TR

**2022** - TEXAS CHRISTIAN UNIVERSITY - SOPHOMORE

**2021** - CISCO COLLEGE - REDSHIRT FRESHMAN

**2020** - CISCO COLLEGE - REDSHIRT FRESHMAN (COVID)

**2019** - TEXAS A&M - REDSHIRT

**HOMETOWN:** EL CAMPO, TEXAS - **HIGH SCHOOL:** EL CAMPO ('18)

### CAREER STATISTICS

SPENRATH, Reed

Year	avg	gp-gs	ab	r	h	2b	3b	hr	rbi	tb	slg%	bb	hbp	so	gdp	ob%	sf	sh	sb-atl	po	a	e	fld%
2020*	.479	23-23	73	24	35	5	0	7	38	61	.836	18	0	18	0	.576	1	0	4-4	121	9	3	.977
2021*	.402	58-58	194	61	78	18	3	13	70	141	.727	37	3	47	0	.498	3	0	3-4	237	11	2	.992
2022*	.209	32-25	91	12	19	3	0	4	13	34	.374	14	1	40	0	.318	1	0	1-1	26	1	1	.964
All*	.369	113-106	358	97	132	26	3	24	121	236	.659	69	4	105	0	.470	5	0	8-9	384	21	6	.985

\* Statistics from prior team/school

### 2023 GAME-BY-GAME STATISTICS

#### CAREER SINGLE-GAME BESTS

STAT	NEW MEXICO		OVERALL	
	AMT.	DATE	AMT.	DATE
AB	0	--	6	3/6/20
R	0	--	4 (2)	5/2/21
H	0	--	4 (3)	5/2/21
RBI	0	--	5 (5)	5/2/21
2B	0	--	2 (3)	4/14/21
3B	0	--	1 (3)	5/2/21
HR	0	--	2 (3)	5/5/21
BB	0	--	3 (2)	5/14/22
SB	0	--	2	2/12/20
PO	0	--	13	3/27/21
A	0	--	2 (2)	3/7/20

\*Date of last occurrence if (multiple)

#### 2023 SEASON SINGLE-GAME BESTS

STAT	AMT.	DATE	OPPONENT
AB	0	--	--
R	0	--	--
H	0	--	--
RBI	0	--	--
2B	0	--	--
3B	0	--	--
HR	0	--	--
BB	0	--	--
SB	0	--	--
PO	0	--	--
A	0	--	--

\*Date of last occurrence if multiple

#### 2023 SEASON HIGHLIGHTS





# UNIVERSITY OF NEW MEXICO

## 2023 BASEBALL



## JACK DEDONATO

#31

Pos: PITCHER Cl: REDSHIRT FRESHMAN Ht: 6-4 Wt: 235 B/T: L/L Exp: RS  
2022 - WASHINGTON STATE UNIVERSITY - REDSHIRT  
HOMETOWN: MERCER ISLAND, WASH. - HIGH SCHOOL: MERCER ISLAND ('21)

**PRONUNCIATION**  
dee-duh-NAH-toe

### CAREER STATISTICS

#### CAREER SINGLE-GAME BESTS

STAT	AMT.	DATE
IP	0	--
SO	0	--
ERA	0	--
PITCHES	0	--
PO	0	--
A	0	--

\*Date of last occurrence if (multiple)

\*Minimum 2.0 IP to qualify for ERA

### 2023 GAME-BY-GAME STATISTICS

#### 2023 SEASON SINGLE-GAME BESTS

STAT	AMT.	DATE	OPPONENT
IP	0	--	--
SO	0	--	--
ERA	0	--	--
PITCHES	0	--	--
PO	0	--	--
A	0	--	--

\*Date of last occurrence if multiple

#### 2023 SEASON HIGHLIGHTS



# UNIVERSITY OF NEW MEXICO

## 2023 BASEBALL



# MATTHEW DINAE

## #32

Pos: PITCHER Cl: FRESHMAN Ht: 6-5 Wt: 245 B/T: L/L Exp: HS  
HOMETOWN: ALBUQUERQUE, N.M. - HIGH SCHOOL: LA CUEVA ('22)

**PRONUNCIATION**  
dih-NAY

### CAREER STATISTICS

#### CAREER SINGLE-GAME BESTS

STAT	AMT.	DATE
IP	0	--
SO	0	--
ERA	0	--
PITCHES	0	--
PO	0	--
A	0	--

\*Date of last occurrence if (multiple)

\*Minimum 2.0 IP to qualify for ERA

### 2023 GAME-BY-GAME STATISTICS

#### 2023 SEASON SINGLE-GAME BESTS

STAT	AMT.	DATE	OPPONENT
IP	0	--	--
SO	0	--	--
ERA	0	--	--
PITCHES	0	--	--
PO	0	--	--
A	0	--	--

\*Date of last occurrence if multiple

#### 2023 SEASON HIGHLIGHTS



# UNIVERSITY OF NEW MEXICO

## 2023 BASEBALL



## DYLAN DITZENBERGER

#33

Pos: THIRD BASEMAN Cl: SENIOR Ht: 6-0 Wt: 195 B/T: L/R Exp: TR

2022 - KANSAS - JUNIOR

2021 - KANSAS - SOPHOMORE

2020 - KANSAS - SOPHOMORE (COVID)

2019 - KANSAS - REDSHIRT FRESHMAN

2018 - KANSAS - REDSHIRT

HOMETOWN: ALLEN, TEXAS - HIGH SCHOOL: ALLEN ('17)

### CAREER STATISTICS

DITZENBERGER, Dylan

Year	avg	op-as	ab	r	h	2b	3b	hr	rbi	tb	slg%	bb	hbp	so	gdp	ob%	sf	sh	sb-at	po	a	e	fld%
2019*	.228	52-52	145	24	33	5	1	0	21	40	.276	22	3	32	0	.333	4	3	4-5	209	21	4	.983
2020*	.152	12-12	33	3	5	0	0	0	4	5	.152	4	0	9	0	.243	0	2	1-1	43	3	0	1.000
2021*	.274	55-55	197	23	54	10	1	3	31	75	.381	13	3	34	0	.324	3	5	6-7	261	39	2	.993
2022*	.262	47-47	168	30	44	9	0	1	16	56	.333	22	4	31	0	.361	0	4	10-12	31	69	7	.935
All*	.250	166-166	543	80	136	24	2	4	72	176	.324	61	10	106	0	.333	7	14	21-25	544	132	13	.981

\* Statistics from prior team/school

### 2023 GAME-BY-GAME STATISTICS

#### CAREER SINGLE-GAME BESTS

STAT	NEW MEXICO		OVERALL	
	AMT.	DATE	AMT.	DATE
AB	0	--	7 (2)	4/23/22
R	0	--	3 (2)	2/19/22
H	0	--	4 (4)	4/20/22
RBI	0	--	4	3/20/21
2B	0	--	2	3/19/21
3B	0	--	1 (2)	5/9/21
HR	0	--	2 (4)	4/30/22
BB	0	--	3	2/19/22
SB	0	--	1 (20)	4/23/22
PO	0	--	13	3/19/21
A	0	--	6	5/20/22

\*Date of last occurrence if (multiple)

#### 2023 SEASON SINGLE-GAME BESTS

STAT	AMT.	DATE	OPPONENT
AB	0	--	--
R	0	--	--
H	0	--	--
RBI	0	--	--
2B	0	--	--
3B	0	--	--
HR	0	--	--
BB	0	--	--
SB	0	--	--
PO	0	--	--
A	0	--	--

\*Date of last occurrence if multiple

#### 2023 SEASON HIGHLIGHTS



# UNIVERSITY OF NEW MEXICO

## 2023 BASEBALL



## LENNY JUNIOR ASHBY

#34

Pos: OUTFIELDER Cl: JUNIOR Ht: 5-7 Wt: 210 B/T: L/L Exp: 1v

2022 - NEW MEXICO - SOPHOMORE

2021 - ODESSA COLLEGE - FRESHMAN

2020 - ODESSA COLLEGE - FRESHMAN (COVID)

HOMETOWN: ORANJESTAD, ARUBA - HIGH SCHOOL: MARIA COLLEGE MAVO ('18)

2022  
Mountain West  
2nd-Team  
All-Conference

### CAREER STATISTICS

ASHBY, Lenny Junior

Year	avg	gp-gs	ab	r	h	2b	3b	hr	rbi	tb	slg%	bb	hbp	so	gdp	ob%	sf	sh	sb-atl	po	a	e	fld%
2020*	.453	22-22	64	26	29	8	3	5	32	58	.906	15	1	8	0	.549	2	0	1-3	33	0	1	.971
2021*	.399	46-46	168	49	67	16	0	10	46	113	.673	25	7	26	0	.495	0	0	0-0	61	1	1	.984
2022	.342	54-54	219	42	75	18	1	17	59	146	.667	21	6	35	2	.406	5	0	3-3	87	1	1	.989
TOTAL	.342	54-54	219	42	75	18	1	17	59	146	.667	21	6	35	2	.406	5	0	3-3	87	1	1	.989
All*	.379	122-122	451	117	171	42	4	32	137	317	.703	61	14	69	2	.462	7	0	4-6	181	2	3	.984

\* Statistics from prior team/school

### 2023 GAME-BY-GAME STATISTICS

#### CAREER SINGLE-GAME BESTS

STAT	NEW MEXICO		OVERALL	
	AMT.	DATE	AMT.	DATE
AB	6 (2)	5/7/22	7	4/6/21
R	3	5/10/22	3 (11)	5/10/22
H	4	4/29/22	4 (5)	4/29/22
RBI	5	4/29/22	6	2/29/21
2B	2	4/5/22	2 (4)	4/5/22
3B	1	3/27/22	1 (4)	3/27/22
HR	2	5/10/22	2	5/10/22
BB	2	3/6/22	3 (2)	5/1/21
SB	1	4/23/22	1 (4)	4/23/22
PO	4 (5)	4/19/22	5 (2)	5/9/21
A	1	5/19/22	1 (2)	5/19/22

\*Date of last occurrence if (multiple)

#### 2023 SEASON SINGLE-GAME BESTS

STAT	AMT.	DATE	OPPONENT
AB	0	--	--
R	0	--	--
H	0	--	--
RBI	0	--	--
2B	0	--	--
3B	0	--	--
HR	0	--	--
BB	0	--	--
SB	0	--	--
PO	0	--	--
A	0	--	--

\*Date of last occurrence if (multiple)

#### 2023 SEASON HIGHLIGHTS



# UNIVERSITY OF NEW MEXICO

## 2023 BASEBALL



### ARTHUR STEINKAMP

#35

Pos: PITCHER CL: JUNIOR HT: 6-0 WT: 180 B/T: L/L Exp: 3v

2022 - NEW MEXICO - SOPHOMORE

2021 - NEW MEXICO - FRESHMAN

2020 - NEW MEXICO - FRESHMAN (COVID)

HOMETOWN: LOS ALAMOS, N.M. - HIGH SCHOOL: LOS ALAMOS ('19)

**PRONUNCIATION**  
STYNE-camp

### CAREER STATISTICS

STEINKAMP, Arthur

Year	avg	gp-gs	ab	r	h	2b	3b	hr	rbi	tb	slg%	bb	hbp	so	gdp	ob%	sf	sh	sb-atl	po	a	e	fld%
2020	.000	0-0	0	0	0	0	0	0	0	0	.000	0	0	0	0	.000	0	0	0-0	1	2	0	1.000
2021	.000	0-0	0	0	0	0	0	0	0	0	.000	0	0	0	0	.000	0	0	0-0	0	2	0	1.000
2022	.000	4-0	0	0	0	0	0	0	0	0	.000	0	0	0	0	.000	0	0	0-0	1	1	0	1.000
TOTAL	.000	4-0	0	0	0	0	0	0	0	0	.000	0	0	0	0	.000	0	0	0-0	2	5	0	1.000

Year	era	w-l	app	qs	cg	sho	sv	ip	h	r	er	bb	so	2b	3b	hr	bf	bavg	wp	hbp	bk	sfa	sha
2020	5.40	1-0	4	0	0	0/0	0	5.0	6	3	3	0	2	1	0	0	22	.286	2	1	0	0	0
2021	9.82	0-0	9	0	0	0/0	0	7.1	8	8	8	2	8	2	1	1	33	.276	1	2	0	0	0
2022	24.30	0-0	4	0	0	0/0	0	3.1	11	15	9	2	2	2	1	1	28	.458	1	2	0	0	0
TOTAL	11.49	1-0	17	0	0	0/0	0	15.2	25	26	20	4	12	5	2	2	83	.338	4	5	0	0	0

### 2023 GAME-BY-GAME STATISTICS

### CAREER SINGLE-GAME BESTS

STAT	AMT.	DATE
IP	3.2	2/28/20
SO	2 (3)	2/18/22
ERA	4.50	4/28/21
PITCHES	71	2/28/20
PO	1 (2)	5/19/22
A	2	2/28/20

\*Date of last occurrence if (multiple)

\*Minimum 2.0 IP to qualify for ERA

### 2023 SEASON SINGLE-GAME BESTS

STAT	AMT.	DATE	OPPONENT
IP	0	--	--
SO	0	--	--
ERA	0	--	--
PITCHES	0	--	--
PO	0	--	--
A	0	--	--

\*Date of last occurrence if multiple

### 2023 SEASON HIGHLIGHTS



# UNIVERSITY OF NEW MEXICO

## 2023 BASEBALL



## TERRELL HUDSON

#36

Pos: PITCHER Cl: JUNIOR Ht: 6-5 Wt: 245 B/T: R/R Exp: 3v

2022 - NEW MEXICO - SOPHOMORE

2021 - NEW MEXICO - FRESHMAN

2020 - NEW MEXICO - FRESHMAN (COVID)

HOMETOWN: PHOENIX, ARIZ. - HIGH SCHOOL: GOLDWATER ('19)

**PRONUNCIATION**  
tuh-RELL

### CAREER STATISTICS

HUDSON, Terrell

Year	avg	gp-gs	ab	r	h	2b	3b	hr	rbi	tb	slg%	bb	hbp	so	gdp	ob%	sf	sh	sb-att	po	a	e	fld%
2020	.250	4-1	4	1	1	1	0	0	0	2	.500	3	0	2	0	.571	0	0	0-0	2	2	0	1.000
2021	.000	0-0	0	0	0	0	0	0	0	0	.000	0	0	0	0	.000	0	0	0-0	1	4	0	1.000
2022	.000	15-2	0	0	0	0	0	0	0	0	.000	0	0	0	0	.000	0	0	0-0	1	4	1	.833
TOTAL	.250	19-3	4	1	1	1	0	0	0	2	.500	3	0	2	0	.571	0	0	0-0	4	10	1	.933
Year	era	w-l	app	gs	cq	sho	sv	ip	h	r	er	bb	so	2b	3b	hr	bf	bavg	wp	hbp	bk	sfa	sha
2020	4.22	0-0	6	0	0	0/2	2	10.2	8	5	5	3	10	1	0	1	43	.211	0	1	1	0	1
2021	7.07	1-5	11	0	0	0/0	0	14.0	22	12	11	7	12	5	1	1	71	.379	3	0	0	0	6
2022	8.55	2-0	15	2	0	0/0	1	33.2	50	37	32	12	21	11	0	5	162	.352	3	3	0	3	2
TOTAL	7.41	3-5	32	2	0	0/2	3	58.1	80	54	48	22	43	17	1	7	276	.336	6	4	1	3	9

### 2023 GAME-BY-GAME STATISTICS

### CAREER SINGLE-GAME BESTS

STAT	AMT.	DATE
IP	4.1	5/1/22
SO	5	4/5/22
ERA	0.00 (6)	5/10/22
PITCHES	92	5/20/22
PO	2	2/15/20
A	2 (2)	2/19/22

\*Date of last occurrence if (multiple)

\*Minimum 2.0 IP to qualify for ERA

### 2023 SEASON SINGLE-GAME BESTS

STAT	AMT.	DATE	OPPONENT
IP	0	--	--
SO	0	--	--
ERA	0	--	--
PITCHES	0	--	--
PO	0	--	--
A	0	--	--

\*Date of last occurrence if multiple

### 2023 SEASON HIGHLIGHTS





# UNIVERSITY OF NEW MEXICO

## 2023 BASEBALL



## WIL BANNISTER

#40

**Pos:** PITCHER **CL:** JUNIOR **Ht:** 6-3 **Wt:** 205 **B/T:** R/R **Exp:** JC  
**2022** - PIMA COMMUNITY COLLEGE - SOPHOMORE  
**2021** - PIMA COMMUNITY COLLEGE - FRESHMAN  
**HOMETOWN:** LAS CRUCES, N.M. - **HIGH SCHOOL:** CENTENNIAL ('20)

### CAREER STATISTICS

BANNISTER, WIL

Year	avg	gp-gs	ab	r	h	2b	3b	hr	rbi	tb	slg%	bb	hbp	so	gdp	ob%	sf	sh	sb-atl	po	a	e	fld%
2021*	.000	11-10	0	0	0	0	0	0	0	0	.000	0	0	0	0	.000	0	0	0-0	5	6	0	1.000
2022*	.000	18-1	0	0	0	0	0	0	0	0	.000	0	0	0	0	.000	0	0	0-0	2	5	0	1.000
All*	.000	29-11	0	0	0	0	0	0	0	0	.000	0	0	0	0	.000	0	0	0-0	7	11	0	1.000

Year	era	w-l	app	qs	cq	sho	sv	ip	h	r	er	bb	so	2b	3b	hr	bf	bavg	wp	hbp	bk	sfa	sha
2021*	5.62	4-3	11	10	2	2/0	1	49.2	59	38	31	20	42	0	0	8	0	99.000	1	9	0	0	0
2022*	3.77	3-1	18	1	0	0/0	4	31.0	24	19	13	13	37	0	0	0	0	99.000	0	2	0	0	0
All*	4.91	7-4	29	11	2	2/0	5	80.2	83	57	44	33	79	0	0	8	0	99.000	1	11	0	0	0

\* Statistics from prior team/school

### 2023 GAME-BY-GAME STATISTICS

#### CAREER SINGLE-GAME BESTS

STAT	NEW MEXICO		OVERALL	
	AMT.	DATE	AMT.	DATE
IP	0	--	7.0 (2)	3/30/21
SO	0	--	9	2/23/21
ERA	0	--	0.00 (7)	4/19/22
PITCHES	0	--	N/A	--
PO	0	--	2 (3)	4/5/22
A	0	--	4	3/30/22

\*Date of last occurrence if (multiple)

\*Minimum 2.0 IP to qualify for ERA

#### 2023 SEASON SINGLE-GAME BESTS

STAT	AMT.	DATE	OPPONENT
IP	0	--	--
SO	0	--	--
ERA	0	--	--
PITCHES	0	--	--
PO	0	--	--
A	0	--	--

\*Date of last occurrence if multiple

#### 2023 SEASON HIGHLIGHTS



# UNIVERSITY OF NEW MEXICO

## 2023 BASEBALL



## ALEC STANFIELD

#42

**Pos:** PITCHER **CL:** JUNIOR **Ht:** 6-1 **Wt:** 185 **B/T:** R/R **Exp:** JC  
**2022** - SOUTH MOUNTAIN COMMUNITY COLLEGE - SOPHOMORE  
**2021** - SOUTH MOUNTAIN COMMUNITY COLLEGE - FRESHMAN  
**HOMETOWN:** ALBUQUERQUE, N.M. - **HIGH SCHOOL:** RIO RANCHO ('20)

### CAREER STATISTICS

STANFIELD, Alec

Year	avg	gp-gs	ab	r	h	2b	3b	hr	rbi	tb	slg%	bb	hbp	so	gdp	ob%	sf	sh	sb-att	po	a	e	fld%
2021*	.000	13-5	0	0	0	0	0	0	0	0	.000	0	0	0	0	.000	0	0	0-0	4	2	0	1.000
2022*	.000	14-1	0	0	0	0	0	0	0	0	.000	0	0	0	0	.000	0	0	0-0	2	1	0	1.000
All*	.000	27-6	0	0	0	0	0	0	0	0	.000	0	0	0	0	.000	0	0	0-0	6	3	0	1.000

Year	era	w-l	app	gs	cq	sho	sv	ip	h	r	er	bb	so	2b	3b	hr	bf	bavg	wp	hbp	bk	sfa	sha
2021*	7.80	2-2	13	5	0	0/0	0	30.0	33	35	26	25	31	0	0	3	0	.268	4	9	0	0	0
2022*	3.24	0-2	14	1	0	0/0	1	25.0	24	13	9	9	33	0	0	2	0	.250	6	6	0	0	0
All*	5.73	2-4	27	6	0	0/0	1	55.0	57	48	35	34	64	0	0	5	0	.260	10	15	0	0	0

\* Statistics from prior team/school

### 2023 GAME-BY-GAME STATISTICS

#### CAREER SINGLE-GAME BESTS

STAT	NEW MEXICO		OVERALL	
	AMT.	DATE	AMT.	DATE
IP	0	--	5.0	2/8/22
SO	0	--	6	3/20/21
ERA	0	--	0.00 (5)	3/9/22
PITCHES	0	--	N/A	--
PO	0	--	1 (6)	4/9/22
A	0	--	1 (3)	2/8/22

\*Date of last occurrence if (multiple)

\*Minimum 2.0 IP to qualify for ERA

#### 2023 SEASON SINGLE-GAME BESTS

STAT	AMT.	DATE	OPPONENT
IP	0	--	--
SO	0	--	--
ERA	0	--	--
PITCHES	0	--	--
PO	0	--	--
A	0	--	--

\*Date of last occurrence if multiple

#### 2023 SEASON HIGHLIGHTS



# UNIVERSITY OF NEW MEXICO

## 2023 BASEBALL



## DOMINIC FELIX

#44

Pos: INFIELDER Cl: FRESHMAN Ht: 6-0 Wt: 205 B/T: R/R Exp: HS  
HOMETOWN: TUCSON, ARIZ. - HIGH SCHOOL: CANYON DEL ORO ('22)

### CAREER STATISTICS

### 2023 GAME-BY-GAME STATISTICS

#### CAREER SINGLE-GAME BESTS

STAT	AMT.	DATE
AB	0	--
R	0	--
H	0	--
RBI	0	--
2B	0	--
3B	0	--
HR	0	--
BB	0	--
SB	0	--
PO	0	--
A	0	--

\*Date of last occurrence if (multiple)

#### 2023 SEASON SINGLE-GAME BESTS

STAT	AMT.	DATE	OPPONENT
AB	0	--	--
R	0	--	--
H	0	--	--
RBI	0	--	--
2B	0	--	--
3B	0	--	--
HR	0	--	--
BB	0	--	--
SB	0	--	--
PO	0	--	--
A	0	--	--

\*Date of last occurrence if (multiple)

#### 2023 SEASON HIGHLIGHTS



# UNIVERSITY OF NEW MEXICO

## 2023 BASEBALL



### JACOB STRMISKA

#48

Pos: PITCHER CL: JUNIOR HT: 6-3 WT: 190 B/T: R/R Exp: 1v

2022 - NEW MEXICO - SOPHOMORE

2021 - WABASH VALLEY COLLEGE - FRESHMAN

2020 - WABASH VALLEY COLLEGE - FRESHMAN (COVID)

HOMETOWN: GEORGETOWN, TEXAS - HIGH SCHOOL: ROUND ROCK ('19)

**PRONUNCIATION**  
stir-MISS-kuh

### CAREER STATISTICS

STRMISKA, Jacob

Year	avg	gp-gs	ab	r	h	2b	3b	hr	rbi	tb	slg%	bb	hbp	so	gdp	ob%	sf	sh	sb-atl	po	a	e	fld%
2021*	.000	9-0	0	0	0	0	0	0	0	0	.000	0	0	0	0	.000	0	0	0-0	0	0	0	.000
2022	.000	11-0	0	0	0	0	0	0	0	0	.000	0	0	0	0	.000	0	0	0-0	0	0	0	.000
TOTAL	.000	11-0	0	0	0	0	0	0	0	0	.000	0	0	0	0	.000	0	0	0-0	0	0	0	.000
All*	.000	20-0	0	0	0	0	0	0	0	0	.000	0	0	0	0	.000	0	0	0-0	0	0	0	.000

Year	era	w-l	app	gs	cq	sho	sv	ip	h	r	er	bb	so	2b	3b	hr	bf	bavg	wp	hbp	bk	sfa	sha
2021*	1.04	1-0	9	0	0	0/0	0	8.2	7	2	1	6	13	0	0	0	0	.99	.000	2	1	0	0
2022	8.10	1-0	11	0	0	0/0	0	13.1	19	13	12	3	8	6	0	0	67	.333	6	5	0	2	
TOTAL	8.10	1-0	11	0	0	0/0	0	13.1	19	13	12	3	8	6	0	0	67	.333	6	5	0	2	
All*	5.32	2-0	20	0	0	0/0	0	22.0	26	15	13	9	21	6	0	0	67	.456	8	6	0	2	

\* Statistics from prior team/school

### 2023 GAME-BY-GAME STATISTICS

### CAREER SINGLE-GAME BESTS

STAT	NEW MEXICO		OVERALL	
	AMT.	DATE	AMT.	DATE
IP	2.0 (2)	3/20/22	2.0 (3)	3/20/22
SO	2 (3)	4/22/22	3 (2)	4/17/21
ERA	4.50	3/20/22	0.00	4/22/21
PITCHES	45	3/15/22	45	3/15/22
PO	0	--	0	--
A	0	--	0	--

\*Date of last occurrence if (multiple)

\*Minimum 2.0 IP to qualify for ERA

### 2023 SEASON SINGLE-GAME BESTS

STAT	AMT.	DATE	OPPONENT
IP	0	--	--
SO	0	--	--
ERA	0	--	--
PITCHES	0	--	--
PO	0	--	--
A	0	--	--

\*Date of last occurrence if multiple

### 2023 SEASON HIGHLIGHTS



# UNIVERSITY OF NEW MEXICO

## 2023 BASEBALL



## ADOLFO ITURRALDE

#49

Pos: PITCHER Cl: JUNIOR Ht: 6-1 Wt: 185 B/T: R/R Exp: 1v

2022 - NEW MEXICO - SOPHOMORE

2021 - LAMAR COMMUNITY COLLEGE - FRESHMAN

2020 - LAMAR COMMUNITY COLLEGE - FRESHMAN (COVID)

HOMETOWN: LOS LUNAS, N.M. - HIGH SCHOOL: VALENCIA ('19)

**PRONUNCIATION**  
ee-turr-ALL-day

### CAREER STATISTICS

ITURRALDE, Adolfo

Year	avg	op-gs	ab	r	h	2b	3b	hr	rbi	tb	slg%	bb	hbp	so	qdp	ob%	sf	sh	sb-atl	po	a	e	fld%
2020*	.000	5-4	0	0	0	0	0	0	0	0	.000	0	0	0	0	.000	0	0	0-0	5	0	0	1.000
2021*	.000	15-7	0	0	0	0	0	0	0	0	.000	0	0	0	0	.000	0	0	0-0	8	7	3	.833
2022	.000	2-0	0	0	0	0	0	0	0	0	.000	0	0	0	0	.000	0	0	0-0	0	1	0	1.000
TOTAL	.000	2-0	0	0	0	0	0	0	0	0	.000	0	0	0	0	.000	0	0	0-0	0	1	0	1.000
All*	.000	22-11	0	0	0	0	0	0	0	0	.000	0	0	0	0	.000	0	0	0-0	13	8	3	.875

Year	era	w-l	app	qs	cq	sho	sv	ip	h	r	er	bb	so	2b	3b	hr	bf	bavq	wp	hbp	bk	sfa	sha
2020*	5.01	0-3	5	4	0	0/0	0	23.1	27	23	13	12	26	0	0	0	0	.314	6	3	0	0	0
2021*	8.70	5-4	15	7	1	1/0	0	69.1	92	80	67	48	79	0	0	12	0	.369	3	13	0	0	0
2022	9.00	0-0	2	0	0	0/0	0	1.0	2	3	1	3	0	0	0	0	9	.333	2	0	0	0	0
TOTAL	9.00	0-0	2	0	0	0/0	0	1.0	2	3	1	3	0	0	0	0	9	.333	2	0	0	0	0
All*	7.78	5-7	22	11	1	1/0	0	93.2	121	106	81	63	105	0	0	12	9	.355	11	16	0	0	0

\* Statistics from prior team/school

### 2023 GAME-BY-GAME STATISTICS

### CAREER SINGLE-GAME BESTS

STAT	NEW MEXICO		OVERALL	
	AMT.	DATE	AMT.	DATE
IP	1.0	5/10/22	8.0	2/21/20
SO	0	--	11	3/27/21
ERA	0	--	0.00	2/3/21
PITCHES	28	5/10/22	N/A	--
PO	0	--	3	2/1/20
A	1	5/10/22	3	2/13/21

\*Date of last occurrence if (multiple)

\*Minimum 2.0 IP to qualify for ERA

### 2023 SEASON SINGLE-GAME BESTS

STAT	AMT.	DATE	OPPONENT
IP	0	--	--
SO	0	--	--
ERA	0	--	--
PITCHES	0	--	--
PO	0	--	--
A	0	--	--

\*Date of last occurrence if multiple

### 2023 SEASON HIGHLIGHTS



# UNIVERSITY OF NEW MEXICO

## 2023 BASEBALL



### TEAM GAME-BY-GAME

#### 2022 New Mexico Baseball

Team Game-by-Game for New Mexico (as of Jan 17, 2023)

#### Batting (All games)

Date	Opponent	ab	r	h	rbi	2b	3b	hr	tb	bb	ibb	sb	cs	hbp	sac	sf	gdp	k	po	a	e	lob	avg
Feb 18	vs Oregon State	31	1	4	1	0	0	0	4	5	0	0	0	0	0	0	0	12	24	9	3	8	.129
Feb 18	vs Gonzaga	35	2	8	2	4	0	0	12	1	0	1	0	0	0	0	0	12	26	9	1	7	.182
Feb 19	vs Gonzaga	33	2	4	1	1	0	0	5	2	0	1	0	0	0	0	0	8	27	11	3	6	.162
Feb 20	vs Oregon State	32	3	9	3	2	0	1	14	0	0	0	0	0	0	0	1	7	22	7	2	5	.191
Feb 25	HOLY CROSS	36	13	12	13	2	5	2	30	8	0	0	0	1	0	1	1	6	27	13	1	9	.222
Feb 26	HOLY CROSS	35	5	8	4	3	0	0	11	3	0	0	0	2	0	0	2	8	27	19	4	8	.223
Feb 26	HOLY CROSS	33	7	11	7	0	1	1	16	6	0	0	0	2	1	0	2	5	27	18	0	10	.238
Feb 27	HOLY CROSS	32	7	10	7	3	1	2	21	3	0	2	0	0	0	0	1	6	27	12	2	4	.247
*Mar 04	at San Jose State	29	5	5	4	2	1	0	9	13	0	1	0	3	0	2	1	12	27	11	2	15	.240
*Mar 05	at San Jose State	30	1	5	1	1	0	0	6	3	0	0	1	1	1	0	0	11	24	4	1	7	.233
*Mar 06	at San Jose State	31	2	6	2	2	0	1	11	6	0	0	0	0	1	0	0	9	24	9	1	9	.230
Mar 08	at Arizona	33	5	9	3	1	0	1	13	1	0	0	0	0	1	1	1	9	24	7	0	4	.233
*Mar 11	FRESNO STATE	36	7	12	5	2	2	1	21	1	0	0	1	0	1	1	0	6	27	11	0	8	.242
*Mar 12	FRESNO STATE	38	3	10	2	1	0	0	11	3	0	0	0	0	0	0	0	10	27	14	1	11	.244
*Mar 13	FRESNO STATE	42	9	11	9	5	0	1	19	8	2	0	0	3	1	0	0	12	33	16	1	13	.245
Mar 15	at Texas Tech	33	2	5	0	1	0	0	6	1	0	0	0	0	0	0	1	11	24	6	1	5	.239
Mar 16	at Texas Tech	31	5	7	5	2	1	1	14	5	0	0	0	1	0	1	1	5	24	8	1	6	.239
Mar 18	at Wichita State	32	4	8	3	3	0	0	11	5	0	0	0	1	1	1	0	11	27	6	1	9	.239
Mar 19	at Wichita State	43	12	16	12	1	0	2	23	6	1	3	1	3	0	0	0	12	27	12	2	13	.248
Mar 20	at Wichita State	35	7	8	7	2	0	2	16	8	0	0	0	1	0	0	0	10	24	6	3	10	.247
Mar 23	ARIZONA	39	12	18	12	3	0	2	27	6	0	0	0	0	0	3	0	6	27	9	2	12	.259
*Mar 25	at Air Force Academy	32	2	7	2	1	0	1	11	3	0	0	0	0	0	0	0	6	24	8	3	6	.257
*Mar 26	at Air Force Academy	40	11	15	11	3	1	2	26	3	0	1	0	1	1	0	0	3	27	17	0	7	.263
*Mar 27	at Air Force Academy	42	12	18	11	5	2	2	33	1	1	0	0	4	0	1	0	6	27	14	0	9	.271
Mar 29	at New Mexico State	43	19	22	18	8	0	3	39	4	0	1	0	2	0	0	0	9	21	10	1	9	.283
*Apr 01	UNLV	33	3	7	3	1	1	0	10	5	0	0	0	1	0	0	1	4	27	8	3	9	.281
*Apr 02	UNLV	34	4	9	4	3	1	0	14	4	0	0	0	0	0	0	1	7	27	12	2	7	.280
*Apr 03	UNLV	38	6	13	6	4	0	1	20	2	0	1	0	0	1	0	0	8	27	9	2	8	.282
Apr 05	at New Mexico State	35	7	11	7	5	1	1	21	2	0	1	0	2	1	1	0	9	27	9	1	7	.283
*Apr 08	at Fresno State	27	1	3	1	1	0	0	4	2	0	0	2	1	0	0	0	12	24	7	2	2	.279
*Apr 09	at Fresno State	36	4	10	4	2	0	1	15	0	0	0	0	0	1	0	0	9	27	15	1	6	.279
*Apr 10	at Fresno State	31	2	6	1	1	0	1	10	4	0	1	0	2	0	0	1	8	24	8	1	8	.277
*Apr 14	SDSU	36	3	11	2	3	0	0	14	2	0	1	0	0	0	1	2	10	27	7	1	9	.277
*Apr 15	SDSU	43	13	15	13	2	0	4	29	2	0	0	0	1	1	1	0	6	27	15	4	8	.280
*Apr 16	SDSU	36	8	14	8	3	0	4	29	6	1	0	0	0	0	1	0	8	24	8	1	11	.283
Apr 19	TEXAS TECH	45	11	21	11	5	0	3	35	2	0	0	0	0	0	0	1	7	27	7	1	11	.290
*Apr 22	at UNLV	29	2	2	2	1	0	0	3	2	0	0	0	0	0	0	0	8	24	7	5	2	.285
*Apr 23	at UNLV	37	7	11	6	1	0	2	18	4	1	3	0	0	0	1	0	10	27	7	1	8	.285
*Apr 24	at UNLV	40	11	15	11	1	1	1	21	6	0	0	0	1	0	1	0	11	24	8	1	10	.288
Apr 26	GRAND CANYON	30	2	4	2	1	0	0	5	5	0	0	0	1	0	0	1	10	27	9	0	7	.284
*Apr 29	SAN JOSE STATE	43	16	18	15	3	1	2	29	9	0	1	1	0	0	0	0	13	27	11	0	9	.288
*Apr 30	SAN JOSE STATE	34	6	7	5	1	0	1	11	8	0	2	0	2	0	1	0	18	27	11	2	12	.287
*May 01	SAN JOSE STATE	38	9	16	9	5	0	2	27	5	1	1	0	0	0	1	0	9	27	12	0	11	.290
*May 06	at Nevada	36	10	9	8	4	0	1	16	6	0	0	1	0	0	0	0	8	24	11	1	5	.289
*May 07	at Nevada	45	17	18	15	5	0	2	29	11	0	2	0	2	0	0	1	7	27	12	0	14	.292
*May 08	at Nevada	30	4	5	3	1	0	2	12	1	0	0	0	1	0	0	2	8	24	8	1	1	.290
May 10	NEW MEXICO STATE	37	13	15	12	1	0	3	25	4	0	1	0	2	0	1	1	6	27	14	3	7	.292
May 13	at California	30	0	4	0	1	1	0	7	1	0	0	0	0	0	0	0	14	24	6	1	4	.290
May 14	at California	36	5	8	5	2	0	2	16	1	0	0	0	0	0	0	0	7	24	7	2	5	.288
May 15	at California	30	0	4	0	1	0	0	5	2	0	0	0	0	0	0	0	9	24	6	1	5	.286
May 17	NEW MEXICO STATE	38	12	15	11	1	2	3	29	3	0	0	1	0	0	0	0	6	27	5	0	5	.288
*May 19	AIR FORCE ACADEMY	37	6	9	5	2	0	1	14	4	0	0	0	0	0	0	0	9	27	13	2	8	.287
*May 20	AIR FORCE ACADEMY	39	13	14	12	4	0	5	33	3	0	0	0	2	0	0	1	9	27	8	1	5	.288
*May 21	AIR FORCE ACADEMY	33	0	7	0	2	0	0	9	1	0	0	0	1	0	0	1	5	27	13	0	8	.287
Totals		1912	353	549	326	125	22	67	919	212	7	24	8	44	12	20	24	467	1398	539	76	422	.287



# UNIVERSITY OF NEW MEXICO

## 2023 BASEBALL



### TEAM GAME-BY-GAME

2022 New Mexico Baseball  
Team Game-by-Game for New Mexico (as of Jan 17, 2023)  
Pitching (All games)

Date	Opponent	ip	h	r	er	bb	so	2b	3b	hr	wp	bk	hbp	dp	ibb	score	w-l	sv	era
Feb 18	vs Oregon State	8.0	20	21	14	12	4	2	2	0	0	0	2	2	0	1-21	0-1	0	15.75
Feb 18	vs Gonzaga	8.2	4	3	2	2	9	0	0	0	3	0	1	0	0	2-3	0-2	0	8.64
Feb 19	vs Gonzaga	9.0	14	12	7	4	4	5	2	0	3	0	3	1	0	2-12	0-3	0	8.06
Feb 20	vs Oregon State	7.1	15	13	10	3	8	4	0	1	1	0	2	2	0	3-13	0-4	0	9.00
Feb 25	HOLY CROSS	9.0	9	4	4	3	6	3	1	0	0	0	0	0	0	13-4	1-4	1	7.93
Feb 26	HOLY CROSS	9.0	14	7	5	1	2	2	0	1	2	0	1	3	0	5-7	1-5	1	7.41
Feb 26	HOLY CROSS	9.0	8	6	6	6	5	4	0	0	2	0	3	3	0	7-6	2-5	1	7.20
Feb 27	HOLY CROSS	9.0	9	2	1	3	8	1	0	0	0	0	1	1	0	7-2	3-5	1	6.39
*Mar 04	at San Jose State	9.0	8	0	0	6	11	1	0	0	0	1	0	3	0	5-0	4-5	1	5.65
*Mar 05	at San Jose State	8.0	7	3	3	2	8	2	0	1	0	0	0	0	0	1-3	4-6	1	5.44
*Mar 06	at San Jose State	8.0	8	4	4	5	5	1	0	0	1	0	2	1	0	2-4	4-7	1	5.36
Mar 08	at Arizona	8.0	13	12	12	6	5	0	2	2	6	0	2	1	0	5-12	4-8	1	6.00
*Mar 11	FRESNO STATE	9.0	10	3	3	1	4	2	0	1	0	0	0	1	0	7-3	5-8	2	5.76
*Mar 12	FRESNO STATE	9.0	19	12	11	2	6	2	0	1	0	0	1	2	0	3-12	5-9	2	6.15
*Mar 13	FRESNO STATE	11.0	14	8	8	7	11	2	0	3	0	0	1	1	2	9-8	6-9	2	6.18
Mar 15	at Texas Tech	8.0	25	28	26	13	7	7	0	1	6	0	2	1	0	2-28	6-10	2	7.51
Mar 16	at Texas Tech	8.0	13	11	11	7	6	4	0	0	1	0	1	0	0	5-11	6-11	2	7.78
Mar 18	at Wichita State	9.0	4	0	0	3	12	1	0	0	0	0	1	0	0	4-0	7-11	2	7.33
Mar 19	at Wichita State	9.0	13	9	8	2	10	2	0	3	1	0	1	2	0	12-9	8-11	3	7.36
Mar 20	at Wichita State	8.0	13	13	10	6	6	1	0	3	3	0	1	3	0	7-13	8-12	3	7.54
Mar 23	ARIZONA	9.0	14	7	2	3	8	4	1	1	0	0	1	2	0	12-7	9-12	4	7.27
*Mar 25	at Air Force Academy	8.0	20	17	16	2	4	3	0	3	1	0	2	0	0	2-17	9-13	4	7.72
*Mar 26	at Air Force Academy	9.0	9	5	5	4	5	4	0	1	0	0	2	1	0	11-5	10-13	4	7.60
*Mar 27	at Air Force Academy	9.0	13	7	7	3	4	3	0	1	3	0	1	2	0	12-7	11-13	5	7.57
Mar 29	at New Mexico State	7.0	5	2	2	0	9	1	0	0	1	0	2	0	0	19-2	12-13	5	7.41
*Apr 01	UNLV	9.0	21	18	12	1	8	4	0	2	0	0	5	2	0	3-18	12-14	5	7.59
*Apr 02	UNLV	9.0	16	12	8	4	7	4	0	1	4	0	0	1	0	4-12	12-15	5	7.61
*Apr 03	UNLV	9.0	23	27	26	5	7	5	0	4	3	0	6	2	0	6-27	12-16	5	8.29
Apr 05	at New Mexico State	9.0	11	4	3	4	10	1	0	0	0	0	2	2	0	7-4	13-16	5	8.10
*Apr 08	at Fresno State	8.0	16	11	10	1	10	1	1	4	2	0	0	1	0	1-11	13-17	5	8.20
*Apr 09	at Fresno State	9.0	7	3	3	3	6	1	0	1	0	0	0	1	0	4-3	14-17	6	8.03
*Apr 10	at Fresno State	8.0	9	6	3	2	3	2	0	0	1	0	2	0	0	2-6	14-18	6	7.89
*Apr 14	SDSU	9.0	18	10	9	0	6	2	0	3	2	0	1	1	0	3-10	14-19	6	7.93
*Apr 15	SDSU	9.0	18	14	7	3	4	1	1	0	2	1	3	0	0	13-14	14-20	6	7.90
*Apr 16	SDSU	8.0	14	11	11	2	5	3	0	0	1	0	5	0	1	8-11	14-21	6	8.02
Apr 19	TEXAS TECH	9.0	13	10	10	5	7	6	1	2	1	0	1	2	0	11-10	15-21	6	8.07
*Apr 22	at UNLV	8.0	19	15	12	6	9	5	2	1	3	0	0	0	0	2-15	15-22	6	8.21
*Apr 23	at UNLV	9.0	6	4	2	4	6	0	0	0	0	0	3	2	0	7-4	16-22	6	8.04
*Apr 24	at UNLV	8.0	18	13	13	4	4	1	0	1	3	0	1	1	0	11-13	16-23	6	8.20
Apr 26	GRAND CANYON	9.0	13	7	7	1	7	4	1	3	2	0	4	1	0	2-7	16-24	6	8.17
*Apr 29	SAN JOSE STATE	9.0	17	17	17	7	6	5	0	1	2	0	5	1	0	16-17	16-25	6	8.39
*Apr 30	SAN JOSE STATE	9.0	12	7	7	5	9	4	1	1	4	0	0	0	0	6-7	16-26	6	8.36
*May 01	SAN JOSE STATE	9.0	13	7	7	4	7	2	1	1	1	0	1	1	0	9-7	17-26	6	8.32
*May 06	at Nevada	8.0	20	18	18	7	5	5	2	0	4	1	3	1	0	10-18	17-27	6	8.57
*May 07	at Nevada	9.0	15	10	10	8	4	4	0	0	2	0	0	0	0	17-10	18-27	6	8.61
*May 08	at Nevada	8.0	15	13	10	4	6	0	1	4	0	0	1	0	0	4-13	18-28	6	8.66
May 10	NEW MEXICO STATE	9.0	11	7	4	6	8	1	0	0	1	0	0	1	0	13-7	19-28	7	8.56
May 13	at California	8.0	14	11	7	2	5	1	0	4	3	0	0	1	0	0-11	19-29	7	8.54
May 14	at California	8.0	21	23	20	10	5	6	0	4	4	0	0	0	0	5-23	19-30	7	8.81
May 15	at California	8.0	12	8	7	5	7	6	0	2	2	0	0	1	0	0-8	19-31	7	8.79
May 17	NEW MEXICO STATE	9.0	7	4	4	2	6	1	2	0	0	0	3	1	0	12-4	20-31	7	8.69
*May 19	AIR FORCE ACADEMY	9.0	29	25	23	2	3	6	2	4	2	0	3	0	0	6-25	20-32	7	8.98
*May 20	AIR FORCE ACADEMY	9.0	17	12	12	5	9	7	0	5	1	0	1	0	0	13-12	21-32	7	9.04
*May 21	AIR FORCE ACADEMY	9.0	18	10	10	5	5	6	1	1	2	0	3	1	0	0-10	21-33	7	9.06
Totals		466.0	744	546	469	223	351	155	24	72	86	3	86	56	3	353-546	21-33	7	9.06





# UNIVERSITY OF NEW MEXICO

## 2023 BASEBALL



### BATTING LEADERS



#### 2022 New Mexico Baseball Batting Leaders for New Mexico (as of Jan 17, 2023) (All games)



Hitting minimums - 1 Games 1 AB 1 TPA  
Pitching minimums - 1 Games

<b>Batting avg</b> 1. 34 ASHBY, Lenny Junior .342 2. 47 MARTIN, Daniel .333 3. 18 DAVID, Jeffrey .316 4. 24 CANO, Willie .310 6 WILLMAN, Kamron .310	<b>Slugging pct</b> 1. 34 ASHBY, Lenny Junior .667 47 MARTIN, Daniel .667 3. 29 RUNION, Braydon .613 4. 30 SMITH, Kyle .540 5. 7 POSEY, Cole .522	<b>On base pct</b> 1. 34 ASHBY, Lenny Junior .406 2. 3 LANDERS, Kyle .402 3. 7 POSEY, Cole .400 4. 18 DAVID, Jeffrey .384 5. 25 OLSON, Justin .374
<b>Runs scored</b> 1. 34 ASHBY, Lenny Junior 42 2. 18 DAVID, Jeffrey 40 3. 29 RUNION, Braydon 31 31 STEPHENS, Sean 31 3 LANDERS, Kyle 31	<b>Hits</b> 1. 34 ASHBY, Lenny Junior 75 2. 18 DAVID, Jeffrey 66 3. 24 CANO, Willie 48 6 WILLMAN, Kamron 48 5. 3 LANDERS, Kyle 47	<b>Runs batted in</b> 1. 34 ASHBY, Lenny Junior 59 2. 29 RUNION, Braydon 38 3. 18 DAVID, Jeffrey 37 4. 24 CANO, Willie 24 5. 2 tied at..... 22
<b>Doubles</b> 1. 3 LANDERS, Kyle 18 34 ASHBY, Lenny Junior 18 3. 18 DAVID, Jeffrey 14 4. 24 CANO, Willie 12 5. 4 tied at..... 7	<b>Triples</b> 1. 18 DAVID, Jeffrey 4 2. 6 WILLMAN, Kamron 3 24 CANO, Willie 3 4. 4 tied at..... 2	<b>Home runs</b> 1. 34 ASHBY, Lenny Junior 17 2. 29 RUNION, Braydon 13 3. 6 WILLMAN, Kamron 5 4. 4 tied at..... 4
<b>Total bases</b> 1. 34 ASHBY, Lenny Junior 146 2. 18 DAVID, Jeffrey 100 3. 29 RUNION, Braydon 92 4. 3 LANDERS, Kyle 79 5. 6 WILLMAN, Kamron 76	<b>Walks</b> 1. 3 LANDERS, Kyle 23 2. 34 ASHBY, Lenny Junior 21 3. 18 DAVID, Jeffrey 19 25 OLSON, Justin 19 5. 24 CANO, Willie 16	<b>Hit by pitch</b> 1. 3 LANDERS, Kyle 6 34 ASHBY, Lenny Junior 6 29 RUNION, Braydon 6 4. 7 POSEY, Cole 5 12 WEISSENBORN, C. 5
<b>Sac bunts</b> 1. 24 CANO, Willie 3 5 SCHNEIDER, Adam 3 3. 6 WILLMAN, Kamron 2 27 PODSEDIK, Shane 2 5. 2 tied at..... 1	<b>Sac flies</b> 1. 34 ASHBY, Lenny Junior 5 2. 24 CANO, Willie 4 3. 12 WEISSENBORN, C. 3 29 RUNION, Braydon 3 5. 5 tied at..... 1	<b>Stolen bases</b> 1. 31 STEPHENS, Sean 6 2. 18 DAVID, Jeffrey 5 3. 34 ASHBY, Lenny Junior 3 7 POSEY, Cole 3 5. 2 tied at..... 2
<b>Caught stealing</b> 1. 18 DAVID, Jeffrey 2 24 CANO, Willie 2 3. 4 tied at..... 1	<b>Steal attempts</b> 1. 31 STEPHENS, Sean 7 18 DAVID, Jeffrey 7 3. 24 CANO, Willie 4 7 POSEY, Cole 4 5. 34 ASHBY, Lenny Junior 3	<b>Stolen base pct</b> 1. 34 ASHBY, Lenny Junior 1.000 6 WILLMAN, Kamron 1.000 12 WEISSENBORN, C. 1.000 4. 31 STEPHENS, Sean .857 5. 7 POSEY, Cole .750
<b>Strikeouts</b> 1. 18 DAVID, Jeffrey 43 2. 12 WEISSENBORN, C. 42 29 RUNION, Braydon 42 4. 34 ASHBY, Lenny Junior 35 5. 3 LANDERS, Kyle 34	<b>Grounded into DP</b> 1. 24 CANO, Willie 6 2. 23 HOLTZ, Cody 3 7 POSEY, Cole 3 27 PODSEDIK, Shane 3 5. 4 tied at..... 2	<b>Total plate appearances</b> 1. 34 ASHBY, Lenny Junior 251 2. 18 DAVID, Jeffrey 232 3. 3 LANDERS, Kyle 189 4. 24 CANO, Willie 179 5. 6 WILLMAN, Kamron 174
<b>At bats</b> 1. 34 ASHBY, Lenny Junior 219 2. 18 DAVID, Jeffrey 209 3. 3 LANDERS, Kyle 159 4. 24 CANO, Willie 155 6 WILLMAN, Kamron 155	<b>Games played</b> 1. 34 ASHBY, Lenny Junior 54 2. 18 DAVID, Jeffrey 52 3. 3 LANDERS, Kyle 51 4. 24 CANO, Willie 45 5. 2 tied at..... 43	<b>Game starts</b> 1. 34 ASHBY, Lenny Junior 54 2. 18 DAVID, Jeffrey 51 3. 24 CANO, Willie 45 4. 3 LANDERS, Kyle 42 5. 29 RUNION, Braydon 40
<b>Games as sub</b> 1. 4 RUSSELL, Lance 22 30 SMITH, Kyle 22 3. 32 LOESCH, Owen 20 4. 20 SILVERMAN, Jack 18 28 ARMBRUESTER, Will 18		



# UNIVERSITY OF NEW MEXICO

## 2023 BASEBALL



### PITCHING LEADERS



#### 2022 New Mexico Baseball Pitching Leaders for New Mexico (as of Jan 17, 2023) (All games)



Hitting minimums - 1 Games 1 AB 1 TPA  
Pitching minimums - 1 Games

#### Earned run avg

1. 44 ASHCRAFT, Mason	0.00
2. 15 MAKIL, Aaron	4.41
3. 38 MCBROOM, Brian	6.23
4. 10 EGLOFF, Riley	6.90
5. 41 STRMISKA, Jacob	8.10

#### Opposing bat avg

1. 16 FLEBBE, Justin	.303
2. 15 MAKIL, Aaron	.309
3. 38 MCBROOM, Brian	.321
4. 41 STRMISKA, Jacob	.333
49 ITURRALDE, Adolfo	.333

#### Won-loss pct

1. 36 HUDSON, Terrell	1.000
41 STRMISKA, Jacob	1.000
3. 46 BAKER-LIVINGSTON, Ben	.667
4. 10 EGLOFF, Riley	.545
5. 38 MCBROOM, Brian	.500

#### Wins

1. 10 EGLOFF, Riley	6
2. 36 HUDSON, Terrell	2
46 BAKER-LIVINGSTON, Ben	2
38 MCBROOM, Brian	2
43 HALEY, Matt	2

#### Losses

1. 13 RUSSELL, Brett	6
2. 10 EGLOFF, Riley	5
43 HALEY, Matt	5
4. 19 STILL, Justin	4
5. 2 tied at.....	3

#### Saves

1. 38 MCBROOM, Brian	3
2. 15 MAKIL, Aaron	2
3. 36 HUDSON, Terrell	1
28 ARMBRUESTER, Will	1

#### Innings pitched

1. 10 EGLOFF, Riley	61.1
2. 13 RUSSELL, Brett	59.0
43 HALEY, Matt	59.0
4. 38 MCBROOM, Brian	39.0
5. 36 HUDSON, Terrell	33.2

#### Batters struck out

1. 10 EGLOFF, Riley	52
2. 13 RUSSELL, Brett	46
3. 43 HALEY, Matt	40
4. 19 STILL, Justin	33
5. 38 MCBROOM, Brian	28

#### Appearances

1. 32 LOESCH, Owen	20
2. 28 ARMBRUESTER, Will	19
3. 38 MCBROOM, Brian	17
4. 4 tied at.....	15

#### Games started

1. 13 RUSSELL, Brett	14
2. 43 HALEY, Matt	10
3. 10 EGLOFF, Riley	9
4. 2 LIVELY, Tristin	7
5. 19 STILL, Justin	5

#### Games finished

1. 15 MAKIL, Aaron	8
2. 28 ARMBRUESTER, Will	6
41 STRMISKA, Jacob	6
32 LOESCH, Owen	6
5. 2 tied at.....	5

#### Games in relief

1. 32 LOESCH, Owen	20
2. 28 ARMBRUESTER, Will	18
3. 38 MCBROOM, Brian	17
4. 36 HUDSON, Terrell	13
5. 2 tied at.....	11

#### Wild pitches

1. 13 RUSSELL, Brett	9
2. 32 LOESCH, Owen	8
46 BAKER-LIVINGSTON, Ben	8
4. 43 HALEY, Matt	7
19 STILL, Justin	7

#### Balks

1. 10 EGLOFF, Riley	1
43 HALEY, Matt	1
13 RUSSELL, Brett	1

#### Hit batters

1. 43 HALEY, Matt	13
2. 19 STILL, Justin	9
38 MCBROOM, Brian	9
4. 17 MURANO, Jack	7
5. 4 tied at.....	6

#### Intentional BB allowed

1. 15 MAKIL, Aaron	1
38 MCBROOM, Brian	1
28 ARMBRUESTER, Will	1

#### Runners picked off

1. 13 RUSSELL, Brett	1
10 EGLOFF, Riley	1
43 HALEY, Matt	1

#### Batters SO out looking

1. 10 EGLOFF, Riley	12
2. 38 MCBROOM, Brian	10
43 HALEY, Matt	10
4. 13 RUSSELL, Brett	9
5. 36 HUDSON, Terrell	7

#### Sac bunts allowed

1. 13 RUSSELL, Brett	3
10 EGLOFF, Riley	3
19 STILL, Justin	3
4. 36 HUDSON, Terrell	2
5. 3 tied at.....	1

#### Sac flies allowed

1. 10 EGLOFF, Riley	4
28 ARMBRUESTER, Will	4
3. 36 HUDSON, Terrell	3
4. 4 tied at.....	2

#### Hits allowed

1. 44 ASHCRAFT, Mason	0
2. 49 ITURRALDE, Adolfo	2
3. 17 MURANO, Jack	7
4. 16 FLEBBE, Justin	10
5. 35 STEINKAMP, Arthur	11

#### Runs allowed

1. 44 ASHCRAFT, Mason	0
2. 49 ITURRALDE, Adolfo	3
3. 15 MAKIL, Aaron	8
4. 16 FLEBBE, Justin	9
5. 17 MURANO, Jack	11

#### Earned runs allowed

1. 44 ASHCRAFT, Mason	0
2. 49 ITURRALDE, Adolfo	1
3. 15 MAKIL, Aaron	8
16 FLEBBE, Justin	8
5. 17 MURANO, Jack	9

#### Walks allowed

1. 15 MAKIL, Aaron	1
2. 44 ASHCRAFT, Mason	2
35 STEINKAMP, Arthur	2
4. 17 MURANO, Jack	3
41 STRMISKA, Jacob	3

#### Doubles allowed

1. 49 ITURRALDE, Adolfo	0
44 ASHCRAFT, Mason	0
3. 15 MAKIL, Aaron	1
4. 17 MURANO, Jack	2
35 STEINKAMP, Arthur	2

#### Triples allowed

1. 49 ITURRALDE, Adolfo	0
44 ASHCRAFT, Mason	0
36 HUDSON, Terrell	0
32 LOESCH, Owen	0
41 STRMISKA, Jacob	0

#### Home runs allowed

1. 49 ITURRALDE, Adolfo	0
44 ASHCRAFT, Mason	0
17 MURANO, Jack	0
41 STRMISKA, Jacob	0
5. 32 LOESCH, Owen	1



# UNIVERSITY OF NEW MEXICO

## 2023 BASEBALL



### GAMES SUMMARY



#### 2022 New Mexico Baseball Games Summary for New Mexico (as of Jan 17, 2023) (All games)



Score by innings	1	2	3	4	5	6	7	8	9	EX	Total
New Mexico	27	43	44	39	35	50	48	34	31	2	353
Opponents	58	79	69	48	63	63	65	74	26	1	546

#### Record when ...

Overall	21-33	After 6 leading	16-3
Conference	10-20	..... trailing	5-27
Non-Conference	11-13	..... tied	0-3
Home games	11-13	After 7 leading	17-2
Away games	10-16	..... trailing	3-28
Neutral site	0-4	..... tied	0-3
Day games	12-19	After 8 leading	16-1
Night games	9-14	..... trailing	3-29
vs Left starter	7-12	..... tied	1-1
vs Right starter	14-21		
1-Run games	5-4	Hit 0 home runs	2-16
2-Run games	1-4	... 1 home run	5-11
5+Run games	10-23	... 2+ home runs	14-6
Extra innings	1-1		
Shutouts	2-3	Opponent 0 home runs	11-9
		..... 1 home run	6-11
Scoring 0-2 runs	0-14	..... 2+ HRs	4-13
..... 3-5 runs	3-10		
..... 6-9 runs	7-5	Made 0 errors	7-4
..... 10+ runs	11-4	.... 1 error	9-14
		.... 2+ errors	5-15
Opponent 0-2 runs	4-0		
..... 3-5 runs	7-3	Opp. made 0 errors	4-16
..... 6-9 runs	7-5	..... 1 error	14-12
..... 10+ runs	3-25	..... 2+ errors	3-5
Scored in 1st inning	9-6	Out-hit opponent	17-2
Opp. scored in 1st	7-17	Out-hit by opponent	3-30
Scores first	13-9	Hits are tied	1-1
Opp. scores first	8-24		

#### Record when team scores:

Runs	0	1	2	3	4	5	6	7	8	9	10+
W-L	0-3	0-3	0-8	0-4	2-2	1-4	0-3	5-1	0-1	2-0	11-4

#### Record when opponent scores:

Runs	0	1	2	3	4	5	6	7	8	9	10+
W-L	2-0	0-0	2-0	2-2	4-1	1-0	1-1	4-3	1-1	1-0	3-25

#### Record when leading after:

Inn.	1	2	3	4	5	6	7	8
W-L	9-1	14-1	16-3	17-2	16-3	16-3	17-2	16-1

#### Record when trailing after:

Inn.	1	2	3	4	5	6	7	8
W-L	5-16	5-25	2-28	2-27	4-27	5-27	3-28	3-29

#### Record when tied after:

Inn.	1	2	3	4	5	6	7	8
W-L	7-16	2-7	3-2	2-4	1-3	0-3	0-3	1-1

Current losing streak: 1  
Longest winning streak: 3  
Longest losing streak: 4

Home attendance : 18930 ( 24 dates avg = 788 )  
Away attendance : 33123 ( 30 dates avg = 1104 )  
Total attendance: 52053 ( 54 dates avg = 963 )



# UNIVERSITY OF NEW MEXICO

## 2023 BASEBALL



### GAME HIGHS



#### 2022 New Mexico Baseball Season Game Highs for New Mexico (as of Jan 17, 2023) (All games)



#### TEAM GAME HIGHS

##### Batting

At bats:	45	-	vs Texas Tech (Apr 19, 2022)
	45	-	at Nevada (May 07, 2022)
Runs scored:	19	-	at New Mexico State (Mar 29, 2022)
Hits:	22	-	at New Mexico State (Mar 29, 2022)
RBIs:	18	-	at New Mexico State (Mar 29, 2022)
Doubles:	8	-	at New Mexico State (Mar 29, 2022)
Triples:	5	-	vs Holy Cross (Feb 25, 2022)
Home runs:	5	-	vs Air Force Academy (May 20, 2022)
Total bases:	39	-	at New Mexico State (Mar 29, 2022)
Walks:	13	-	at San Jose State (Mar 04, 2022)
Strikeouts:	18	-	vs San Jose State (Apr 30, 2022)
Sac hits:	1	-	(12 times )
Sac flies:	3	-	vs Arizona (Mar 23, 2022)
Stolen bases:	3	-	at Wichita State (Mar 19, 2022)
	3	-	at UNLV (Apr 23, 2022)
Hit by pitch:	4	-	at Air Force Academy (Mar 27, 2022)
Caught stealing:	2	-	at Fresno State (Apr 08, 2022)
Runners LOB:	15	-	at San Jose State (Mar 04, 2022)
Hit into DP:	2	-	(6 times )

##### Fielding

Putouts:	33	-	vs Fresno State (Mar 13, 2022)
Assists:	19	-	vs Holy Cross (Feb 26, 2022)
Errors:	5	-	at UNLV (Apr 22, 2022)
Passed balls:	1	-	(7 times )
DPs turned:	3	-	(4 times )

##### Pitching

Innings pitched:	11.0	-	vs Fresno State (Mar 13, 2022)
Runs allowed:	28	-	at Texas Tech (Mar 15, 2022)
Earned runs:	26	-	at Texas Tech (Mar 15, 2022)
	26	-	vs UNLV (Apr 03, 2022)
Walks allowed:	13	-	at Texas Tech (Mar 15, 2022)
Strikeouts:	12	-	at Wichita State (Mar 18, 2022)
Hits allowed:	29	-	vs Air Force Academy (May 19, 2022)
Doubles allowed:	7	-	at Texas Tech (Mar 15, 2022)
	7	-	vs Air Force Academy (May 20, 2022)
Triples allowed:	2	-	(7 times )
Homers allowed:	5	-	vs Air Force Academy (May 20, 2022)
Wild pitches:	6	-	at Arizona (Mar 08, 2022)
	6	-	at Texas Tech (Mar 15, 2022)
Hit batters:	6	-	vs UNLV (Apr 03, 2022)



# UNIVERSITY OF NEW MEXICO

## 2023 BASEBALL



### GAME RESULTS



#### 2022 New Mexico Baseball Game Results for New Mexico (as of Jan 17, 2023) (All games)



Date	Opponent	Score	Inns	Overall	MW	Pitcher of record	Attend	Time
Feb 18, 2022	vs #11 Oregon State	L 1-21	9	0-1-0	0-0-0	LIVELY, T. (L 0-1)	2813	3:19
Feb 18, 2022	vs Gonzaga	L 2-3	9	0-2-0	0-0-0	ARMBRUEST, W. (L 0-1)	668	2:33
Feb 19, 2022	vs Gonzaga	L 2-12	9	0-3-0	0-0-0	REYES JR, M. (L 0-1)	1069	2:57
Feb 20, 2022	vs #11 Oregon State	L 3-13	8	0-4-0	0-0-0	RUSSELL, B. (L 0-1)	1897	2:38
Feb 25, 2022	HOLY CROSS	w 13-4	9	1-4-0	0-0-0	EGLOFF, R. (W 1-0)	568	2:55
Feb 26, 2022	HOLY CROSS-1	L 5-7	9	1-5-0	0-0-0	RUSSELL, B. (L 0-2)	1500	2:50
Feb 26, 2022	HOLY CROSS-2	w 7-6	9	2-5-0	0-0-0	LOESCH, O. (W 1-0)	1500	3:05
Feb 27, 2022	HOLY CROSS	w 7-2	9	3-5-0	0-0-0	REYES JR, M. (W 1-1)	643	2:27
* Mar 04, 2022	at San Jose State	w 5-0	9	4-5-0	1-0-0	EGLOFF, R. (W 2-0)	328	3:48
* Mar 05, 2022	at San Jose State	L 1-3	9	4-6-0	1-1-0	REYES JR, M. (L 1-2)	322	2:38
* Mar 06, 2022	at San Jose State	L 2-4	9	4-7-0	1-2-0	STILL, J. (L 0-1)	358	3:03
Mar 08, 2022	at #16 Arizona	L 5-12	9	4-8-0	1-2-0	MAKIL, A. (L 0-1)	2549	3:01
* Mar 11, 2022	FRESNO STATE	w 7-3	9	5-8-0	2-2-0	EGLOFF, R. (W 3-0)	463	2:25
* Mar 12, 2022	FRESNO STATE	L 3-12	9	5-9-0	2-3-0	RUSSELL, B. (L 0-3)	531	2:58
* Mar 13, 2022	FRESNO STATE	w 9-8	(11)	6-9-0	3-3-0	MCBROOM, B. (W 1-0)	576	3:45
Mar 15, 2022	at #17 Texas Tech	L 2-28	9	6-10-0	3-3-0	REYES JR, M. (L 1-3)	4253	3:25
Mar 16, 2022	at #17 Texas Tech	L 5-11	9	6-11-0	3-3-0	LOESCH, O. (L 1-1)	3967	3:17
Mar 18, 2022	at Wichita State	w 4-0	9	7-11-0	3-3-0	EGLOFF, R. (W 4-0)	1571	2:52
Mar 19, 2022	at Wichita State	w 12-9	9	8-11-0	3-3-0	STILL, J. (W 1-1)	1660	3:18
Mar 20, 2022	at Wichita State	L 7-13	9	8-12-0	3-3-0	LIVELY, T. (L 0-2)	1570	3:21
Mar 23, 2022	#11 ARIZONA	w 12-7	9	9-12-0	3-3-0	STRMISKA, J. (W 1-0)	670	3:48
* Mar 25, 2022	at Air Force Academy	L 2-17	9	9-13-0	3-4-0	EGLOFF, R. (L 4-1)	100	2:55
* Mar 26, 2022	at Air Force Academy	w 11-5	9	10-13-0	4-4-0	RUSSELL, B. (W 1-3)	200	2:55
* Mar 27, 2022	at Air Force Academy	w 12-7	9	11-13-0	5-4-0	LIVELY, T. (W 1-2)	150	3:10
Mar 29, 2022	at New Mexico State	w 19-2	7	12-13-0	5-4-0	HALEY, M. (W 1-0)	781	3:03
* Apr 01, 2022	UNLV	L 3-18	9	12-14-0	5-5-0	EGLOFF, R. (L 4-2)	609	2:51
* Apr 02, 2022	UNLV	L 4-12	9	12-15-0	5-6-0	RUSSELL, B. (L 1-4)	642	2:38
* Apr 03, 2022	UNLV	L 6-27	9	12-16-0	5-7-0	LIVELY, T. (L 1-3)	649	3:15
Apr 05, 2022	at New Mexico State	w 7-4	9	13-16-0	5-7-0	MAKIL, A. (W 1-1)	758	3:12
* Apr 08, 2022	at Fresno State	L 1-11	9	13-17-0	5-8-0	EGLOFF, R. (L 4-3)	1067	2:26
* Apr 09, 2022	at Fresno State	w 4-3	9	14-17-0	6-8-0	MCBROOM, B. (W 2-0)	1150	2:34
* Apr 10, 2022	at Fresno State	L 2-6	9	14-18-0	6-9-0	HALEY, M. (L 1-1)	1233	2:52
* Apr 14, 2022	SDSU	L 3-10	9	14-19-0	6-10-0	EGLOFF, R. (L 4-4)	1044	3:04
* Apr 15, 2022	SDSU	L 13-14	(10)	14-20-0	6-11-0	MCBROOM, B. (L 2-1)	1244	3:24
* Apr 16, 2022	SDSU	L 8-11	8	14-21-0	6-12-0	HALEY, M. (L 1-2)	1309	3:30
Apr 19, 2022	#9 TEXAS TECH	w 11-10	9	15-21-0	6-12-0	EGLOFF, R. (W 5-4)	551	3:11
* Apr 22, 2022	at UNLV	L 2-15	9	15-22-0	6-13-0	RUSSELL, B. (L 1-5)	472	2:55
* Apr 23, 2022	at UNLV	w 7-4	9	16-22-0	7-13-0	HALEY, M. (W 2-2)	438	3:00
* Apr 24, 2022	at UNLV	L 11-13	9	16-23-0	7-14-0	ARMBRUEST, W. (L 0-2)	557	3:10
Apr 26, 2022	GRAND CANYON	L 2-7	9	16-24-0	7-14-0	MCBROOM, B. (L 2-2)	511	3:06
* Apr 29, 2022	SAN JOSE STATE	L 16-17	9	16-25-0	7-15-0	EGLOFF, R. (L 5-5)	1000	4:19
* Apr 30, 2022	SAN JOSE STATE	L 6-7	9	16-26-0	7-16-0	BAKER-LIVING (L 0-1)	1133	3:38
* May 01, 2022	SAN JOSE STATE	w 9-7	9	17-26-0	8-16-0	HUDSON, T. (W 1-0)	1011	3:23
* May 06, 2022	at Nevada	L 10-18	9	17-27-0	8-17-0	HALEY, M. (L 2-3)	741	3:50
* May 07, 2022	at Nevada	w 17-10	9	18-27-0	9-17-0	EGLOFF, R. (W 6-5)	719	3:59
* May 08, 2022	at Nevada	L 4-13	9	18-28-0	9-18-0	STILL, J. (L 1-2)	464	2:32
May 10, 2022	NEW MEXICO STATE	w 13-7	9	19-28-0	9-18-0	BAKER-LIVING (W 1-1)	577	3:05
May 13, 2022	at California	L 0-11	9	19-29-0	9-18-0	HALEY, M. (L 2-4)	308	2:13
May 14, 2022	at California	L 5-23	9	19-30-0	9-18-0	RUSSELL, B. (L 1-6)	380	2:53
May 15, 2022	at California	L 0-8	9	19-31-0	9-18-0	STILL, J. (L 1-3)	580	2:38
May 17, 2022	NEW MEXICO STATE	w 12-4	9	20-31-0	9-18-0	BAKER-LIVING (W 2-1)	539	2:35
* May 19, 2022	AIR FORCE ACADEMY	L 6-25	9	20-32-0	9-19-0	HALEY, M. (L 2-5)	510	3:16
* May 20, 2022	AIR FORCE ACADEMY	w 13-12	9	21-32-0	10-19-0	HUDSON, T. (W 2-0)	610	3:15
* May 21, 2022	AIR FORCE ACADEMY	L 0-10	9	21-33-0	10-20-0	STILL, J. (L 1-4)	540	2:47

( ) extra inning game



# UNIVERSITY OF NEW MEXICO

## 2023 BASEBALL



### TEAM OVERALL STATISTICS



#### 2022 New Mexico Baseball Overall Statistics for New Mexico (as of Jan 17, 2023) (All games Sorted by Fielding pct)



Player	c	po	a	e	fld%	dp	sba	csb	sba%	pb	ci
20 SILVERMAN, Jack	52	52	0	0	1.000	10	0	0	---	0	0
5 SCHNEIDER, Adam	35	34	1	0	1.000	0	0	0	---	0	0
38 MCBROOM, Brian	8	5	3	0	1.000	0	2	1	.667	0	0
43 HALEY, Matt	6	1	5	0	1.000	0	9	1	.900	0	0
10 EGLOFF, Riley	4	2	2	0	1.000	0	6	1	.857	0	0
46 BAKER-LIVINGSTON, Be	4	1	3	0	1.000	0	0	0	---	0	0
15 MAKIL, Aaron	3	2	1	0	1.000	0	2	0	1.000	0	0
2 LIVELY, Tristin	3	1	2	0	1.000	0	3	4	.429	0	0
32 LOESCH, Owen	2	1	1	0	1.000	0	5	0	1.000	0	0
33 MEZA, Bobby	2	1	1	0	1.000	0	0	0	---	0	0
35 STEINKAMP, Arthur	2	1	1	0	1.000	0	0	0	---	0	0
49 ITURRALDE, Adolfo	1	0	1	0	1.000	0	0	0	---	0	0
44 ASHCRAFT, Mason	1	1	0	0	1.000	0	0	0	---	0	0
25 OLSON, Justin	197	182	13	2	.990	20	0	0	---	0	0
34 ASHBY, Lenny Junior	89	87	1	1	.989	0	0	0	---	0	0
3 LANDERS, Kyle	209	199	7	3	.986	21	0	0	---	0	0
23 HOLTZ, Cody	193	176	14	3	.984	0	32	5	.865	5	0
27 PODSEDIK, Shane	169	152	14	3	.982	0	16	5	.762	2	0
30 SMITH, Kyle	42	39	2	1	.976	1	1	0	1.000	0	0
18 DAVID, Jeffrey	132	122	6	4	.970	3	0	0	---	0	0
31 STEPHENS, Sean	65	62	1	2	.969	0	0	0	---	0	0
7 POSEY, Cole	136	49	80	7	.949	22	0	0	---	0	0
29 RUNION, Braydon	66	50	12	4	.939	2	0	0	---	0	0
4 RUSSELL, Lance	66	23	39	4	.939	10	0	0	---	0	0
6 WILLMAN, Kamron	194	67	115	12	.938	27	0	0	---	0	0
12 WEISSENBORN, C.	192	52	128	12	.938	23	0	0	---	0	0
24 CANO, Willie	102	27	63	12	.882	8	0	0	---	0	0
13 RUSSELL, Brett	15	4	9	2	.867	0	13	1	.929	0	0
19 STILL, Justin	7	1	5	1	.857	0	3	2	.600	0	0
36 HUDSON, Terrell	6	1	4	1	.833	0	1	1	.500	0	0
14 REYES JR, Miguel	6	2	3	1	.833	0	3	1	.750	0	0
28 ARMBRUSTER, Will	4	1	2	1	.750	0	1	1	.500	0	0
17 MURANO, Jack	0	0	0	0	.000	0	0	0	---	0	0
41 STRMISKA, Jacob	0	0	0	0	.000	0	1	0	1.000	0	0
16 FLEBBE, Justin	0	0	0	0	.000	0	0	0	---	0	0
47 MARTIN, Daniel	0	0	0	0	.000	0	0	0	---	0	0
Totals	2013	1398	539	76	.962	56	49	13	.790	7	0
Opponents	1964	1425	491	48	.976	37	24	8	.750	9	0

Hitting minimums - 1 Games 1 AB 1 TPA

Pitching minimums - 1 Games





# UNIVERSITY OF NEW MEXICO

## 2023 BASEBALL



### TEAM OVERALL STATISTICS



#### 2022 New Mexico Baseball Statistics Summary for New Mexico (as of Jan 17, 2023) (All games)



Record: 21-33 Home: 11-13 Away: 10-16 Neutral: 0-4 MW: 10-20

Date	Opponent	Score	Player	avg	gp-gs	ab	r	h	2b	3b	hr	rbi	bb	hbp	so	sb-att
2/18	vs #11 Oregon State	L 1-21	34 ASHBY, Lenny Ju	.342	54-54	219	42	75	18	1	17	59	21	6	35	3-3
2/18	vs Gonzaga	L 2-3	47 MARTIN, Daniel	.333	3-0	3	1	1	1	0	0	0	0	0	2	0-0
2/19	vs Gonzaga	L 2-12	18 DAVID, Jeffrey	.316	52-51	209	40	66	14	4	4	37	19	4	43	5-7
2/20	vs #11 Oregon State	L 3-13	6 WILLMAN, Kamro	.310	41-39	155	21	48	7	3	5	22	14	2	31	2-2
2/25	HOLY CROSS	w 13-4	24 CANO, Willie	.310	45-45	155	23	48	12	3	2	24	16	1	30	2-4
2/26	HOLY CROSS	L 5-7	3 LANDERS, Kyle	.296	51-42	159	31	47	18	1	4	22	23	6	34	1-2
2/26	HOLY CROSS	w 7-6	7 POSEY, Cole	.293	34-25	92	20	27	5	2	4	14	12	5	31	3-4
2/27	HOLY CROSS	w 7-2	30 SMITH, Kyle	.286	32-10	63	10	18	3	2	3	18	6	0	11	0-0
*3/4	at San Jose State	w 5-0	29 RUNION, Braydo	.280	43-40	150	31	42	7	2	13	38	11	6	42	0-0
*3/5	at San Jose State	L 1-3	12 WEISSENBORN,	.277	43-38	137	27	38	7	2	0	18	14	5	42	1-1
*3/6	at San Jose State	L 2-4	31 STEPHENS, Sean	.277	37-25	112	31	31	4	0	3	14	14	2	30	6-7
3/8	at #16 Arizona	L 5-12	27 PODSEDNIAK, Sh	.269	25-25	78	9	21	6	0	3	13	8	1	27	0-0
*3/11	FRESNO STATE	w 7-3	23 HOLTZ, Cody	.268	35-27	97	20	26	6	1	3	10	12	1	23	0-0
*3/12	FRESNO STATE	L 3-12	25 OLSON, Justin	.239	37-23	88	16	21	7	0	4	18	19	0	28	0-0
*3/13	FRESNO STATE	w 9-8	4 RUSSELL, Lance	.220	37-15	82	14	18	6	1	2	9	8	2	22	0-0
3/15	at #17 Texas Tech	L 2-28	5 SCHNEIDER, Ada	.200	30-19	75	13	15	2	0	0	7	9	2	18	1-2
3/16	at #17 Texas Tech	L 5-11	20 SILVERMAN, Jac	.184	26-8	38	4	7	2	0	0	3	6	1	18	0-0
3/18	at Wichita State	w 4-0	Totals	.287	54	1912	353	549	125	22	67	326	212	44	467	24-32
3/19	at Wichita State	w 12-9	Opponents	.360	54	2069	546	744	155	24	72	510	223	86	351	49-62
3/20	at Wichita State	L 7-13	LOB - Team (422), Opp (473). DPs turned - Team (56), Opp (37). IBB - Team (7),													
3/23	#11 ARIZONA	w 12-7	ASHBY, L. 2, OLSON, J. 2, RUNION, B. 2, LANDERS, K. 1, Opp (3). Picked off -													
*3/25	at Air Force Academy	L 2-17	ASHBY, L. 1, DAVID, J. 1, STEPHENS, S. 1, WILLMAN, K. 1, SCHNEIDER, A. 1.													
*3/26	at Air Force Academy	w 11-5	Player	era	w-l	app	gs	cg	sh	sv	ip	h	r	er	bb	so
*3/27	at Air Force Academy	w 12-7	44 ASHCRAFT, Mas	0.00	0-0	1	0	0	0	0	0.1	0	0	0	2	0
3/29	at New Mexico State	w 19-2	15 MAKIL, Aaron	4.41	1-1	11	0	0	0	2	16.1	21	8	8	1	11
*4/1	UNLV	L 3-18	38 MCBROOM, Bria	6.23	2-2	17	0	0	0	3	39.0	52	34	27	10	28
*4/2	UNLV	L 4-12	10 EGLOFF, Riley	6.90	6-5	15	9	0	0	0	61.1	92	57	47	18	52
*4/3	UNLV	L 6-27	41 STRMISKA, Jaco	8.10	1-0	11	0	0	0	0	13.1	19	13	12	3	8
4/5	at New Mexico State	w 7-4	36 HUDSON, Terrell	8.55	2-0	15	2	0	0	1	33.2	50	37	32	12	21
*4/8	at Fresno State	L 1-11	13 RUSSELL, Brett	8.69	1-6	15	14	0	0	0	59.0	107	69	57	29	46
*4/9	at Fresno State	w 4-3	32 LOESCH, Owen	8.75	1-1	20	0	0	0	0	23.2	36	24	23	14	19
*4/10	at Fresno State	L 2-6	43 HALEY, Matt	8.85	2-5	15	10	0	0	0	59.0	89	69	58	21	40
*4/14	SDSU	L 3-10	16 FLEBBE, Justin	9.00	0-0	6	0	0	0	0	8.0	10	9	8	9	7
*4/15	SDSU	L 13-14	49 ITURRALDE, Ado	9.00	0-0	2	0	0	0	0	1.0	2	3	1	3	0
*4/16	SDSU	L 8-11	2 LIVELY, Tristin	9.79	1-3	7	7	0	0	0	26.2	37	30	29	23	21
4/19	#9 TEXAS TECH	w 11-10	28 ARMBRUESTER,	10.09	0-2	19	1	0	0	1	30.1	54	38	34	17	22
*4/22	at UNLV	L 2-15	19 STILL, Justin	10.20	1-4	13	5	0	0	0	30.0	48	40	34	18	33
*4/23	at UNLV	w 7-4	46 BAKER-LIVINGS	10.72	2-1	12	2	0	0	0	22.2	41	27	27	11	18
*4/24	at UNLV	L 11-13	33 MEZA, Bobby	14.02	0-0	10	0	0	0	0	17.1	32	30	27	10	12
4/26	GRAND CANYON	L 2-7	14 REYES JR, Migue	14.82	1-3	8	4	0	0	0	17.0	36	32	28	17	10
*4/29	SAN JOSE STATE	L 16-17	17 MURANO, Jack	20.25	0-0	6	0	0	0	0	4.0	7	11	9	3	1
*4/30	SAN JOSE STATE	L 6-7	35 STEINKAMP, Art	24.30	0-0	4	0	0	0	0	3.1	11	15	9	2	2
*5/1	SAN JOSE STATE	w 9-7	Totals	9.06	21-33	54	54	0	2	7	466.0	744	546	469	223	351
*5/6	at Nevada	L 10-18	Opponents	6.04	33-21	54	54	1	3	10	475.0	549	353	319	212	467
*5/7	at Nevada	w 17-10	PB - Team (7), HOLTZ, C. 5, PODSEDNIAK, S 2, Opp (9). Pickoffs - Team (3), HALEY,													
*5/8	at Nevada	L 4-13	M. 1, RUSSELL, B. 1, EGLOFF, R. 1, Opp (5). SBA/ATT - HOLTZ, C. (32-37),													
5/10	NEW MEXICO STATE	w 13-7	PODSEDNIAK, S (16-21), RUSSELL, B. (13-14), HALEY, M. (9-10), LIVELY, T. (3-7),													
5/13	at California	L 0-11	EGLOFF, R. (6-7), STILL, J. (3-5), LOESCH, O. (5-5), REYES JR, M. (3-4), MCBROOM,													
5/14	at California	L 5-23	B. (2-3), ARMBRUEST, W (1-2), MAKIL, A. (2-2), HUDSON, T. (1-2), STRMISKA, J.													
5/15	at California	L 0-8	(1-1), SMITH, K. (1-1).													
5/17	NEW MEXICO STATE	w 12-4														
*5/19	AIR FORCE ACADEMY	L 6-25														
*5/20	AIR FORCE ACADEMY	w 13-12														