

FEB. 9-11 | THIBODAUX & BATON ROUGE, LOUISIANA

OVERALL: 0-0 • MW: 0-0 • H: 0-0 • A: 0-0 • N: 0-0

Bold denotes home games
 *denotes Mountain West game
 All times listed are Mountain Time
 Game times are subject to change



NICHOLLS



LSU INVITATIONAL

(20/25)LSU



(25/19) OREGON STATE



Record
0-0, 0-0 PAC-12
Last Season:
39-22, 9-15 PAC-12
Head Coach:
Laura Berg
Record at OSU
268-232-1 (11th year)
Career Record:
Same

UNM opens the season on the road, facing Oregon State on opening weekend for the second-straight year and two teams that the Lobos haven't faced in over nine years (LSU) and 32 years (Nicholls).

vs. Nicholls	vs. LSU	vs. Oregon State
Overall: 3-0	Overall: 0-1	Overall: 6-11
Last Five: 3-0	Last Five: 0-1	Last Five: 2-3
Last Meeting: 4/28/91 (W, 13-0 (5))	Last Meeting: 2/21/14 (L, 4-2)	Last Meeting: 2/11/22 (W, 3-2)
Last Win: 4/28/91 (13-0 (5))	Last Win: N/A	Last Win: 2/11/22 (3-2)
Series Trend: W3	Series Trend: L1	Series Trend: W1

NEW ERA IN LOBO SOFTBALL

- Nicole Dickson begins her first season at the helm of the softball program after being hired on June 3, 2022.
- Dickson spent the past six seasons at Stephen F. Austin. Of note, her first win at SFA was against New Mexico, a 5-1 win on Feb. 17, 2017. Her second win was also against UNM, a 3-1 final on Feb. 18, 2017.
- Shortly after being hired, Dickson added Morgan Spearman as an assistant coach, joining her at UNM from SFA. She completed her staff with her second assistant coach in Skylar Black.
- Coach Dickson oversees the pitching group and will occupy the third base coach's box, while Coach Spearman works with the outfielders and oversees the Lobo offense and will be in the first base coach's box when the Lobos are at-bat. Coach Black works with the catchers and the infielders.
- Dickson and staff hit the recruiting trail, adding reinforcements in the circle in Taylor Snow, Jenna Trim and Emmalyn Brinka, as well as a catcher in Chloe Yeatts and an outfielder in Maddie Boldt.

- Coach Dickson is the sixth head coach in program history, and historically, Lobo head coaches are 1-4 in their first games, with Erica Beach the only head coach to win in her first game (a 10-2, five inning win against Utah Valley on Feb. 12, 2011).

- UNM is 27-18 all-time in season openers.

- There are a total of 11 newcomers on the 2023 roster, with eight freshmen and three transfers.
- UNM added three pitchers, four outfielders, two catchers, one infielder and a pitcher who can also play infield.

- Rachael Hathoot returns to the field after missing the 2022 season due to an injury, which is a major boost for the Lobo infield.
- The Albuquerque native has started in 72 games for the Lobos and has tallied 53 hits and 88 total bases that includes 16 doubles, two triples and five home runs. Her career batting average is .244, with a .311 on-base percentage and a .406 slugging percentage.
- Poised to play shortstop, Hathoot has had 13 multiple hit games and nine multiple RBI games in her career.

- From the time she was hired, Coach Dickson has repeatedly stated that success starts in the circle, and has backed that up by adding depth.



2023 QUICK FACTS

TEAM INFORMATION

2022 Overall Record	26-27
2022 MW Record	6-18 (9th)
Letterwinners Returning/Lost	16/7
Pitchers Returning/Lost	2/4
Starters Returning/Lost	7/2
Newcomers	11

PROGRAM HISTORY

First Year of Softball	1978
All-Time Record	1041-1194-3
Mountain West Record	138-323-1
NCAA Tournament Appearances	3
1980 (AIAW), 1981 (AIAW) and 1983 (NCAA)	
Last NCAA Postseason Opponent	Cal State Fullerton
Last NCAA Postseason Result	CSUF won series 2-1
Conference Championships	3
1980 (Intermountain), 1981 (Intermountain) and 1983 (High Country)	

SOFTBALL STAFF

Head Coach	Nicole Dickson (First season)
Record at UNM	0-0
Career Record	169-123 (Seventh season)
Assistant Coach	Morgan Spearman (First season)
Assistant Coach	Skylar Black (First season)
Vol. Asst. Coach	Andrea Howard (First season)
Dir. of Operations	Shelley Black (First season)

GENERAL INFORMATION

Name of School	University of New Mexico
Founded	1889 by Territorial Legislature
Enrollment	25,015
Nickname	Lobos
School Colors	Cherry & Silver
Conference	Mountain West
Affiliation	NCAA Division I
Venue	Lobo Softball Field
Dimensions	205-225-205
Capacity	1,500
President	Dr. Garnett Stokes
Athletic Director	Eddie Nuñez

COMMUNICATIONS

Softball Contact	Allison Weiss
Email	allisonweiss@unm.edu
Cell Phone (Preferred)	(661) 313-5402
Communications Office	(505) 925-5520

DIGITAL MEDIA

Athletics Website	GoLobos.com
Main University Web Site	unm.edu
Conference Website	TheMW.com
Twitter	@UNMLoboSB
Instagram	@UNMLoboSB
Facebook	@UNMLoboSB

- It will all start with returner Amber Linton, who pitched a team-high 156.2 innings last season with a team-high 27 starts.
- Linton finished third in the MW last season in batters struck out with 156 and in batters struck out looking with 56. She finished with 10+ strikeouts in two games and five or more strikeouts in 14 games. She averaged 4.1 strikeouts per game.
- Linton's 6.97 strikeouts per game in 2022 was the single-season program record and her 156 strikeouts were the sixth-most in a single-season in program history.
- In addition, the Lobos return Samantha Fohrman, who appeared in three games with two starts and 9.0 innings before her season ended due to injury.
- The Lobos added two freshmen pitchers in Emmalyn Brinka and Bella Mitchell, a redshirt-sophomore transfer in Taylor Snow and a junior transfer in Jenna Trim.

FULLY CHARGED BATTERY

- In addition to having six pitchers, the Lobos are fully stocked at the catcher position with seven catchers.
- Leslie Romero returns with the most time behind the plate last season, starting at catcher in 24 games. Savana Martinez and Janae Cameron each started in seven games with Aysiah Gonzalez starting in one game.
- The Lobos added two freshmen catchers in Chloe Yeatts and Grace Rana.

LOBOS IN THE OUTFIELD

- The Lobos have to replace two key pieces in the outfield with the graduation of Andrea Howard and Taryn Young.
- Howard started in all 53 games in 2022 and led the team at the plate with a .403 batting average, .531 on-base percentage and .875 slugging percentage, as well as led with 58 hits, 18 home runs, three triples, 57 RBI and 126 total bases.
- Howard held down center for the past four seasons, starting in 171 games.
- Young started all 53 games in right last season and accounted for 57 total bases, 31 hits, seven home runs, 24 RBI and 57 total bases. Young started in 119 games during her Lobo career, all in right.
- The Lobos return outfielder Peyton Robinson, who has played in 99 games with 98 starts in her two years at UNM and started all 53 games in left last season.

JUMP RIGHT IN

- UNM opens the season on the road with two Power 5 opponents who made the NCAA Tournament last season, including a team that advanced to the WCWS.
- The Lobos face Oregon State and LSU opening weekend, with OSU coming off of a 39-22 season in which the Beavers defeated Ohio State and Tennessee in the Knoxville regional and swept Stanford in the Super Regionals to earn a spot as one of the final eight teams in Oklahoma City.
- Oregon State finished the season ranked 10th by ESPN.com and USA Softball and 8th in the USA Today / NFCA rankings.
- LSU went 34-23 last season and was selected to the NCAA Tournament in the Tempe Regional. The Tigers lost their first two games, including to MW opponent San Diego State.

NO LET UP IN NON-CONFERENCE

- The Lobos will play a total of eight teams that made the NCAA Tournament a season ago, three teams that advanced to the Super Regionals and two teams that made the WCWS in the non-conference portion of their schedule. MW opponent San Diego State will make nine NCAA Tournament teams on the 2023 schedule overall.
- UNM plays at least one Power 5 school every non-conference tournament, which includes a total of seven schools from four of the Power 5 conferences. Of those, two are from the Big 12, three from the Pac-12, and one each from the Big Ten and SEC.
- The Lobos will face the aforementioned LSU (SEC) and Oregon State (Pac-12), Oklahoma State (Big 12), Nebraska (Big Ten), Arizona State (Pac-12), Washington (Pac-12) and Texas Tech (Big 12).
- In addition, the Lobos will play Weber State (Big Sky) and GCU (WAC), who both made the NCAA Tournament after winning its respective conference tournaments.
- Of the teams that UNM will play in the non-conference, nine finished with 30-plus wins last season with three finishing with 40-plus wins.
- UNM will play schools from 15 different conferences, spanning from coast-to-coast, and includes the Southland, SEC, Pac-12, MAC, WCC, Big 12, C-USA, Big West, BIG East, WAC, Big 10, American, MAAC and Big Sky.
- Of UNM's non-conference opponents, four were ranked in the ESPN/ USA Softball Collegiate Top 25 preseason rankings. Oklahoma State was the highest-ranked team at No. 3, Washington was No. 16, LSU No. 20 and Oregon State No. 25.
- In the Softball America Preseason Top 25, Oklahoma State was No. 2, Washington was No. 17, Oregon State was No. 24 and Arizona State was No. 25.

- In the USA Today/NFCA preseason rankings, Oklahoma State was picked No. 3, Washington No. 14, Oregon State No. 19, Arizona State No. 22 and LSU No. 25. Nebraska was receiving votes.

IT'S NOT HOW YOU START...

- UNM was picked eighth in the MW Preseason Coaches' Poll with 23 points. The Lobos were 2 points behind a three-way tie for fifth with Fresno State, Nevada and San José State and two points ahead of Utah State.

TAKE ME HOME

- Opening weekend takes redshirt-sophomore Taylor Snow home to Louisiana. Snow is from Columbia, Louisiana, roughly 160 miles from Baton Rouge and 250 miles from Thibodaux.

LIFE ON THE ROAD

- UNM's first 10 games of the season are on the road, and the Lobos will have just 16 home games in 2023 starting with a doubleheader against Cal State Bakersfield on Feb. 22.

CALL HER COACH HOWARD

- She may have hung up her cleats as a collegiate player, but Andrea Howard's time as a Lobo isn't over. UNM head softball coach Nicole Dickson announced the addition of Howard as a volunteer assistant coach in September, with Howard assisting with the outfield and hitting.
- Howard graduated as the program's all-time leader in home runs and total bases, second in career slugging percentage, runs-batted-in and walks and fourth in on-base percentage.
- Through her 222 games as a Lobo, starting in 221, Howard recorded 47 home runs, 380 total bases, 147 RBI, 123 walks and carried a slugging percentage of .637 and an on-base percentage of .427.
- She was a three-time All-Mountain West honoree, became the only two-time first team Academic All-American in program history and is a three-time CoSIDA All-American, and was considered for the NCAA Woman of the Year Award as the sole representative of the Mountain West.

SO WE MEET AGAIN

- The Lobos opened the 2022 season with a 3-2 victory against Oregon State.
- In the circle, Amber Linton pitched a complete game, finishing with 10 strikeouts to just one walk in her first appearance as a Lobo. Of the 10 strikeouts, half came in the final nine outs, with three in the seventh as the Lobos held a one-run lead and the Beavers had two runners on.
- Leslie Romero went 2-for-2 at the bottom of the lineup with one RBI, Andrea Howard and Reyan Tuck both went 1-for-3 with one RBI apiece.
- The Lobos scored two runs in the bottom of the second and added a run in the fifth before OSU scored two runs in the sixth.

SCOUTING THE OPPONENTS

NICHOLLS

- UNM is 3-0 all-time against Nicholls, although the last time the two teams met was in 1991.
- The Colonels went 12-38 last season, 4-14 in the Southland Conference. Nicholls was 1-9 at home.
- Nicholls returns its top-two hitters in Melise Gossen, a utility player who hit .285 with a team-best 41 hits and 15 doubles, and Alexa Poche', a first baseman who had 38 hits, a team-high eight home runs, 68 total bases and .476 slugging percentage.
- In the circle, Nicholls returns its top-two pitchers from last season in Paris Lehman and Brittney Turner. Lehman appeared in a team-high 37 appearances and a team-high 133.1 innings, and finished with a team-best 4.99 ERA. A RHP, Lehman allowed 184 hits, 122 runs (95 earned), with 52 strikeouts and 40 walks.

LSU

- UNM has played LSU just once, a 4-2 loss back on Feb. 21, 2014.
- The Tigers return four players who started all 57 games last season in Danieca Coffey, Ciara Briggs, Georgia Clark and Taylor Pleasants.
- Coffey led LSU with 72 hits with Briggs behind her at 70 and Pleasants third with 52 hits. Clark (16) and Pleasants (12) were first and third, respectively, in home runs last season. Coffey also led with a .379 batting average with Briggs second at .368.
- LSU finished fifth in the NCAA in doubles (94) and sixth in walks (230). Pleasants led with 15 doubles followed by Ali Newland at 12, and Clark led with 42 walks with Coffey third with 27 walks.
- In the circle, LSU returns two of its main pitchers in Ali Kilponen and Raelin Chaffin. Both RHP, Kilponen pitched a team-high 171.1 innings with 22 starts and 33 appearances and Chaffin appeared in 14 games with 10 starts and threw 56.1 innings. Kilponen finished with an 18-9 record and a 2.29 ERA, while Chaffin went 6-2 with a 3.23 ERA. Emilee Casanova pitched 1.0 inning in one game.
- LSU was picked to finish fifth in the preseason SEC poll.

OREGON STATE

- UNM is 6-11 all-time against OSU, but 2-2 in the last four games. In the series, 7 have been 1-run games, with the Lobos 2-5 in those games.
- Oregon State went 39-22 last season and advanced to the WCWS after winning the Knoxville Regional and sweeping Stanford in the Super Regionals.
- The Beavers return their top overall hitter and home run hitter in Frankie Hammoude, who hit .384 with 15 home runs last season. In addition, Kiki Escobar returns after starting all 61 games and recording a team-high 74 hits in 2022.
- OSU returns two pitchers from a season ago in Sarah Haendiges and Tarni Stepto, with Haendiges appearing in 36 games with 23 starts and pitched 10 complete games. A RHP, Haendiges carried a 1.68 ERA and pitched 141.2 innings with 133 strikeouts and 31 walks. In addition, she had three saves as a freshman. A RHP as well, Stepto threw 71.1 innings in 14 games with 12 starts and pitched seven complete games. Stepto struck out 96 to 18 walks and finished with a 2.55 ERA.
- The Beavers were picked to finish sixth in the Pac-12 preseason poll.



0
Evany Gonzalez
INF • 5-1 • FR. • L/R
Alvin, Texas



1
Briana Martinez
UT • 5-3 • SR. • R/R
Albuquerque, N.M.



2
Savana Martinez
C • 5-3 • RS-SO. • R/R
Albuquerque, N.M.



3
Rachael Hathoot
INF • 5-8 • RS-JR. • R/R
Albuquerque, N.M.



4
Jenna Trim
P/UT • 5-10 • JR. • R/R
North Curl Curl, Australia



5
Emmalyn Brinka
P • 6-0 • FR. • R/R
Chandler, Ariz.



6
Alexis Vigil
INF • 5-0 • SR. • R/R
Los Lunas, N.M.



7
Ashley Archuleta
INF • 5-4 • SO. • L/R
Rio Rancho, N.M.



8
Bella Mitchell
P • 5-6 • FR. • R/R
New Braunfels, Texas



9
Selestee Compian
OF • 5-1 • FR. • L/R
Rosenberg, Texas



12
Savannah Braun
OF • 5-10 • JR. • R/R
Tualatin, Ore.



13
Elizabeth Baylor
OF • 5-8 • FR. • R/R
Richmond, Texas



14
Taylor Snow
P • 5-10 • R-SO. • R/R
Columbia, La.



16
Leslie Romero
C • 5-6 • SR. • R/R
Gonzales, Calif.



17
Amber Linton
P • 6-0 • JR. • R/R
Franklin, Ind.



18
Grace Rana
C • 5-6 • FR. • R/R
Queen Creek, Ariz.



20
Emma Bramson
INF • 5-7 • SO. • R/R
Valencia, Calif.



21
Peyton Robinson
OF • 5-6 • SR. • L/L
Saginaw, Texas



24
Diamond Sandoval
OF • 5-3 • SO. • R/R
Norwalk, Calif.



25
Chloe Yeatts
C • 5-9 • FR. • R/R
Ardmore, Okla.



27
Olivia Birkinshaw
OF • 5-10 • SO. • R/R
Santa Margarita, Calif.



28
Samantha Fohrman
P • 5-7 • SR. • R/R
Cottage Grove, Minn.



34
Maddie Boldt
OF • 5-8 • JR. • R/R
Round Rock, Texas



38
Keyannah Chavez
OF • 5-1 • FR. • L/L
Leander, Texas



42
Loran Walker
C • 5-6 • RS-FR. • R/R
Meridian, Idaho



44
Lauren Garcia
INF • 5-11 • RS-FR. • R/R
El Paso, Texas




55
Janae Cameron
C • 5-9 • SR. • R/R
Windsor, Colo.



77
Reyann Tuck
1B • 6-0 • SR. • R/R
Hillsboro, Ore.



99
Aysiah Gonzalez
C • 5-7 • SO. • R/R
La Puente, Calif.



Nicole Dickson
Head Coach



Morgan Spearman
Assistant Coach



Skylar Black
Assistant Coach



Andrea Howard
Volunteer Ast.



Shelley Black
Dir. of Operations



Kelly Trevino
Athletic Trainer

NUMERICAL ROSTER

#	NAME	POS	HT	YR	B/T	HOMETOWN (PREVIOUS SCHOOL)
0	Evany Gonzalez	INF	5-1	Fr.	L/R	Alvin, Texas (Lutheran South Academy)
1	Briana Martinez	UT	5-3	Sr.	R/R	Albuquerque, N.M. (Rio Rancho HS)
2	Savana Martinez	C	5-3	RS-So.	R/R	Albuquerque, N.M. (Rio Rancho HS)
3	Rachael Hathoot	INF	5-8	RS-Jr.	R/R	Albuquerque, N.M. (La Cueva HS)
4	Jenna Trim	P/UT	5-10	Jr.	R/R	North Curl Curl, NSW, Australia (Pensacola State)
5	Emmalyn Brinka	P	6-0	Fr.	R/R	Chandler, Ariz.(Corona del Sol HS)
6	Alexis Vigil	INF	5-0	Sr.	R/R	Los Lunas, N.M. (Coll. of Southern Nevada)
7	Ashley Archuleta	INF	5-4	So.	L/R	Rio Rancho, N.M. (Cleveland HS)
8	Bella Mitchell	P	5-6	Fr.	R/R	New Braunfels, Texas (Canyon HS)
9	Seleste Compian	OF	5-1	Fr.	L/R	Rosenberg, Texas (George Ranch HS)
12	Savannah Braun	OF	5-10	Jr.	R/R	Tualatin, Ore. (Tualatin HS)
13	Elizabeth Baylor	OF	5-8	Fr.	R/R	Richmond, Texas (Churchill Fulshear HS)
14	Taylor Snow	P	5-10	RS-So.	R/R	Columbia, La. (Louisiana)
16	Leslie Romero	C	5-4	Sr.	R/R	Gonzales, Calif. (Salinas HS)
17	Amber Linton	P	6-0	Jr.	R/R	Franklin, Ind. (Indiana)
18	Grace Rana	C	5-6	Fr.	R/R	Queen Creek, Ariz. (Queen Creek HS)
20	Emma Bramson	INF	5-7	So.	R/R	Valencia, Calif. (Valencia HS)
21	Peyton Robinson	OF	5-6	Sr.	L/R	Saginaw, Texas (Southern Nazarene)
24	Diamond Sandoval	OF	5-3	Jr.	R/R	Norwalk, Calif. (St. Paul HS)
25	Chloe Yeatts	C	5-9	Fr.	R/R	Ardmore, Okla. (Lone Grove HS)
27	Olivia Birkinshaw	OF	5-10	So.	R/R	Santa Margarita, Calif. (Mission Viejo HS)
28	Samantha Fohrman	P	5-7	Sr.	R/R	Cottage Grove, Minn. (Georgian Court)
34	Maddie Boldt	OF	5-8	Jr.	R/R	Round Rock, Texas (Incarnate Word)
38	Keyannah Chavez	OF	5-1	Fr.	L/L	Leander, Texas (Glen HS)
42	Loran Walker	C	5-6	RS-Fr.	R/R	Meridian, Idaho (Rocky Mountain HS)
44	Lauren Garcia	INF	5-11	RS-Fr.	R/R	El Paso, Texas (Montwood HS)
55	Janae Cameron	C	5-9	Sr.	R/R	Windsor, Colo. (Nebraska Omaha)
77	Reyan Tuck	1B	6-0	Sr.	R/R	Hillsboro, Ore. (Towson)
99	Aysiah Gonzalez	C	5-7	So.	R/R	La Puente, Calif. (Bishop Amat HS)

COACHING STAFF

Head Coach: Nicole Dickson	1st season	Eastern New Mexico
Assistant Coach: Morgan Spearman	1st season	Angelo State
Assistant Coach: Skylar Black	1st season	Stephen F. Austin
Volunteer Assistant: Andrea Howard	1st season	New Mexico
Director of Ops: Shelley Black	1st season	Stephen F. Austin

HOME

ARIZONA (2)

Emmalyn Brinka, Grace Rana

AUSTRALIA (1)

Jenna Trim

CALIFORNIA (5)

Olivia Birkinshaw, Emma Bramson, Aysiah Gonzalez, Leslie Romero, Diamond Sandoval

COLORADO (1)

Janae Cameron

IDAHO (1)

Loran Walker

INDIANA (1)

Amber Linton

LOUISIANA (1)

Taylor Snow

MINNESOTA (1)

Samantha Fohrman

NEW MEXICO (5)

Ashley Archuleta, Rachael Hathoot, Briana Martinez, Savana Martinez, Alexis Vigil

OKLAHOMA (1)

Chloe Yeatts

OREGON (2)

Savannah Braun, Reyan Tuck

TEXAS (8)

Elizabeth Baylor, Maddie Boldt, Keyannah Chavez, Seleste Compian, Lauren Garcia, Evany Gonzalez, Bella Mitchell, Peyton Robinson

PRONUNCIATION GUIDE

3	RACHAEL HATHOOT	Ray-chel HAT-hoot
6	Alexis VIGIL	VEE-hill
9	Seleste COMPIAN	CALM-pee-ON
12	Savannah BRAUN	BRAWN
18	Grace RANA	RAIN-ah
25	Chloe YEATTS	Rhymes with Gates
28	Samantha FOHRMAN	FOUR-mihn
42	LORAN Walker	Lauren
77	REYAN Tuck	REE-ann
99	AYSIAH Gonzales	Asia

CLASS

SENIORS (7) (*Super Senior)

55	Janae Cameron*	C
28	Samantha Fohrman	RHP
1	Briana Martinez	UTL
21	Peyton Robinson*	OF
16	Leslie Romero	C
77	Reyan Tuck*	1B
6	Alexis Vigil*	INF

JUNIORS (6)

34	Maddie Boldt	OF
12	Savannah Braun	OF
3	Rachael Hathoot (R-Jr.)	INF
17	Amber Linton	RHP
24	Diamond Sandoval	OF
4	Jenna Trim	RHP/UTL

SOPHOMORES (6)

7	Ashley Archuleta	INF
27	Olivia Birkinshaw	OF
20	Emma Bramson	INF
99	Aysiah Gonzalez	C
2	Savana Martinez (R-So.)	C
14	Taylor Snow (R-So.)	RHP

FRESHMEN (10)

13	Elizabeth Baylor	OF
5	Emmalyn Brinka	RHP
38	Keyannah Chavez	OF
9	Seleste Compian	OF
44	Lauren Garcia (R-Fr.)	INF
00	Evany Gonzalez	INF
8	Bella Mitchell	RHP
18	Grace Rana	C
42	Loran Walker	C
25	Chloe Yeatts	C

POSITIONAL BREAKDOWN

PITCHERS (6)

4	Jenna Trim
5	Emmalyn Brinka
8	Bella Mitchell
14	Taylor Snow
17	Amber Linton
28	Samantha Fohrman

CATCHERS (7)

2	Savana Martinez
16	Leslie Romero
18	Grace Rana
25	Chloe Yeatts
42	Loran Walker
55	Janae Cameron
99	Aysiah Gonzalez

INFIELDERS (7)

00	Evany Gonzalez
3	Rachael Hathoot
6	Alexis Vigil
7	Ashley Archuleta
20	Emma Bramson
44	Lauren Garcia
77	Reyan Tuck

OUTFIELDERS (8)

9	Seleste Compian
12	Savannah Braun
13	Elizabeth Baylor
24	Diamond Sandoval
21	Peyton Robinson
27	Olivia Birkinshaw
34	Maddie Boldt
38	Keyannah Chavez

UTILITY (2)

1	Briana Martinez
4	Jenna Trim

HEAD COACH NICOLE DICKSON



Nicole Dickson enters her first season at The University of New Mexico and became the sixth head coach in program history when she was hired on June 3, 2022.

Dickson spent the last six seasons as the head coach at Stephen F. Austin, with the Ladyjacks surpassing 30 wins in four of five seasons and were on pace for another stellar result in the shortened 2020 season with a 19-4 record. Through her six seasons, Dickson compiled a 169-123 record and was named the 2021 Southland Conference Coach of the Year. Under her leadership, SFA had 20 all-conference selections, as well as two hitter of the year and pitcher of the year selections, a player of the year and a freshman of the year.

In 2021, the program set three program records. SFA's 25 league wins and just two conference losses were a program best, with the team setting another program record with 18 consecutive wins.

In the shortened 2020 season, Dickson and the Ladyjacks went 19-4 and set a program record with a then-13 consecutive wins with a NCAA Division I best nine true road wins.

In the 2019, SFA went 36-23, compiling wins over Power Five programs Illinois, Mississippi State, Indiana and Baylor.

Before taking the helm at SFA, Dickson gained experience as the head coach at Tyler Junior College (2013-16) and a spent a year as the head coach at Paris Junior College (2012-13). Dickson got her start in coaching as a graduate assistant at Hardin-Simmons in 2008 before getting her first coaching job as an assistant coach at Howard College in 2010.

Dickson earned a B.S. in health and physical education from Eastern New Mexico in 2008 and earned a master's in sports management and kinesiology from Hardin-Simmons in 2009.

Coach Dickson has several ties to New Mexico. She pitched at Eastern New Mexico from 2007-08 and umpired in the summers in Albuquerque while in college.

In addition, Coach Dickson's first win at SFA was against UNM (a 5-1 win on Feb. 17, 2017).

YEAR-BY-YEAR

YEAR	SCHOOL	OVERALL	CONFERENCE
2022	Stephen F. Austin	31-27 (.534)	18-6 (.750)
2021	Stephen F. Austin	35-12 (.745)	25-2 (.926)
2020	Stephen F. Austin	19-4 (.826)	3-0 (1.000)
2019	Stephen F. Austin	36-23 (.610)	18-9 (.667)
2018	Stephen F. Austin	31-24 (.564)	18-9 (.667)
2017	Stephen F. Austin	17-33 (.340)	9-15 (.375)
2016	Tyler JC	60-6 (.909)	27-1 (.964)
2015	Tyler JC	39-18 (.684)	18-10 (.643)
2014	Tyler JC	Hired to start softball program	
2013	Paris JC		
2012	Paris JC		

COACH DICKSON ALL-TIME RECORDS

OPPONENT	Series	H	A	N
Abilene Christian	9-9	2-4	7-5	
Arkansas-Pine Bluff	1-0			1-0
Austin Peay	1-0			1-0
Baylor	1-3	0-1	1-2	
Belmont	1-0			1-0
Bowling Green	0-1			0-1
Butler	1-1			1-1
Central Arkansas	6-6	2-1	4-4	0-1
Coppin State	1-0			1-0
Drake	1-0			1-0
Evansville	0-1			0-1
Georgia State	0-1			0-1
Grambling State	1-0			1-0
Grand Canyon	1-2			1-2
Hofstra	1-0			1-0
Houston	0-2		0-2	
Houston Baptist	10-2	7-2	3-0	
Illinois	1-0			1-0
Illinois State	0-1			0-1
Incarnate Word	11-1	2-1	9-0	
Indiana	1-0			1-0
Jackson State	3-0	1-0		2-0
Jacksonville	1-1			1-1
Jacksonville St.	1-0			1-0
Kansas	0-3			0-3
Kent State	1-0			1-0
Lamar	15-6	7-5	8-1	
Louisiana	0-2		0-2	
Louisiana-Monroe	6-3	1-1	4-2	1-0
LSU	0-4		0-4	
Louisiana Tech	2-4	2-1	0-2	0-1
Maryland	1-0			1-0
McNeese	4-9	4-3	0-4	0-2
Memphis	3-0	2-0		1-0
Middle Tennessee	4-0	1-0		3-0
Mississippi State	1-3		1-3	
Mississippi Valley	2-1			2-1
Missouri	0-1		0-1	
Missouri State	1-5		0-1	1-4
New Mexico	2-0			2-0
Nicholls	4-5	4-2	0-3	
North Texas	0-4		0-4	
Northern Iowa	2-0			2-0
Northwestern State	8-3	6-3	1-0	1-0
Ole Miss	0-3		0-3	
Oregon	0-1			0-1
Pitt	0-1			0-1
Prairie View	6-0	2-0	4-0	
Purdue	2-0			2-0
Sam Houston State	13-6	5-1	8-4	0-1
Seattle	2-0			2-0
South Alabama	2-3		2-3	
South Dakota State	0-1			0-1
Southeastern La.	1-3		1-2	0-1
Southern	3-0			3-0
Southern Illinois	0-1			0-1
Southern Miss	1-1		1-1	
Syracuse	0-1			0-1
Tarleton State	6-2	2-1	3-0	1-1
Tennessee Tech	1-1			1-1
Texas Arlington	2-3	1-1	1-2	
Texas A&M	0-5		0-5	
Texas A&M-CC	8-1	3-0	5-1	
Texas Southern	8-0	3-0	4-0	1-0
Texas Tech	0-1			0-1
UMKC	0-2			0-2
USC Upstate	0-1			0-1
UT Martin	1-0			1-0
Valparaiso	1-0			1-0
Western Kentucky	0-2			0-2
Western Michigan	3-0			3-0
	169-123	57-27	67-61	45-35

RANKED WINS

No. 16	Indiana	1-0	3/1/19
No. 24	Mississippi St.	1-0	2/10/19
No. 25	Illinois	7-2	2/23/19

COACHING HISTORY

2017-22: Stephen F. Austin, Head Coach
 2013-16: Tyler Junior College, Head Coach
 2012-13: Paris Junior College, Head Coach
 2010-12: Howard College, Assistant Coach
 2008-09: Hardin-Simmons, Graduate Assistant

ASSISTANT COACH MORGAN SPEARMAN



Morgan Spearman enters her first season as an assistant coach with the Lobos after joining the program in June 2022.

In her role with UNM, Spearman's primary responsibilities will be hitting and outfield with recruiting as a secondary responsibility.

"We have worked together for five years now and balance each other well," stated Dickson. "Her strengths include player development and teaching the game, with an incredible work ethic and task efficiency, and preparation with scouting and practice plans. I'm excited to have her join UNM Softball."

As mentioned, the new Lobo coach has worked with Dickson for the past five seasons at Stephen F. Austin, working with the Ladyjack outfielders and hitters as well as handled team travel and program operations.

Working with Dickson, Spearman was instrumental to the Ladyjacks' success in winning the Southland Conference in 2021 and the WAC Southwest Division in 2022 and in accumulating 30-plus wins in four of the past five seasons. Working with the hitters, Spearman developed the 2021 Southland Hitter of the Year along with three named to the All-Southland First Team, two placed on the All-Southland Second Team and one on the All-Southland Third Team in 2021. This past year, Spearman helped two players earn All-WAC Second Team honors.

During her time at SFA, the Ladyjacks had two hitter of the year selections.

Previous to serving as the assistant coach at SFA, Spearman was an assistant coach at Eastern New Mexico from 2016-17 and was a graduate assistant at her alma mater, Angelo State, from 2014-16.

Spearman played collegiately at Angelo State from 2011-14, earning All-America honors in 2013 and 2014. Further, she was named to the first team all-region and a NFCA Third Team All-American in 2013 and in 2014, was named to the NFCA All-America First Team and named the Division II Softball Player of the Year Honda Cup Award winner. An outfielder, Spearman was the Lone Star Conference Player of the Year in 2014, and broke Angelo State and Lone Star Conference single-season records her senior season after hitting .506.

ASSISTANT COACH SKYLAR BLACK



Skylar Black enters his first year as an assistant coach at UNM after being hired in July 2022.

As a former catcher at Stephen F. Austin, Black will oversee the catcher position and serve as the infield coach with the Lobos.

Black joins the program after serving as a volunteer assistant coach at SFA with the baseball team, where he garnered experience working with the catchers and was the secondary infield coach.

"I have worked with Skylar for two years, so he knows our expectations and culture," stated Dickson. "He's a high-character individual that is hard working and can teach and develop players defensively, which is what we need."

As aforementioned, Black was a catcher for the Lumberjacks. His senior season, Black was named to the 2021 All-Southland Conference Second Team after leading the team in total RBI (34), home runs (seven), total bases (74) and slugging percentage (.510). As a sophomore, he split time as catcher, first base and designated hitter.

After graduation, Black spent a season with the Missoula Paddle-Heads in the Pioneer League.

SERIES HISTORY

NICHOLLS
Series Record: 3-0

3/4/88	W	9-3
3/3/89	W	13-0 (5)
4/28/91	W	13-0 (5)

OREGON STATE
Series Record: 6-11

4/21/79	L	1-0	
4/21/79	W	7-4	
4/20/85	L	3-2	
4/17/86	L	2-1	
3/4/94	W	8-3	
2/21/97	L	10-3	
2/28/99	L	3-2	
2/26/00	L	6-1	
2/5/05	L	7-3	
2/6/05	L	8-3	
2/23/12	W	10-6	
3/14/13	W	5-3	No. 23
3/14/13	L	5-4	No. 23
2/14/16	L	11-1(5)	
3/8/19	W	6-5	
3/9/19	L	5-3	
2/11/22	W	3-2	

LSU
Series Record: 0-1

2/21/14	L	4-2
---------	---	-----

UNM NICH. LSU OSU

OFFENSE				
AVG.	.271	.246	.292	.271
OB %	.354	.327	.393	.337
SLG%	.423	.343	.495	.428
RUNS AVG.	225 4.2	158 3.2	337 5.9	283 4.6
HITS AVG.	379 7.2	295 5.9	441 7.7	447 7.3
BB AVG.	178 3.4	124 2.5	230 4.0	141 2.3
RBI	209	146	317	255
HR	46	18	65	59
SB-ATT	20-24	60-76	48-57	38-50
PITCHING				
ERA	4.04	6.13	2.90	1.88
SO AVG.	281 5.3	130 2.6	292 5.1	457 7.5
BB AVG.	140 2.6	153 3.1	155 2.7	94 1.5
OPP. AVG.	.281	.345	.239	.204
FIELDING				
DP	14	27	19	16
FLD %	.951	.948	.963	.968

*from last season

UNM WHEN HOME/AWAY/NEUTRAL (LAST YR)

STAT	HOME (18)	AWAY (22)	NEUTRAL (13)
RUNS	79	83	63
Opp	119	128	40
BAVG.	.278	.249	.296
Opp	.305	.294	.220
HITS	127	145	107
Opp	157	177	72
HR	20	18	8
SO	94	131	58
Opp	106	101	74
BB	52	94	32
Opp	52	64	24
ERA	4.82	4.10	2.85
Opp	4.30	3.44	3.90



BY MONTH

BATTING

MONTH	AVG.	G	AB	R	H	2B	3B	HR	RBI	TB	SLG%	BB	SO	OB%	SF	SH	SB	SBA
Feb.																		
March																		
April																		
May																		
TOT																		

PITCHING

Month	ERA	W-L	G	CG	SHO	SV	IP	H	R	ER	SO	BB	2B	3B	HR	AVG.	WP	HBP
Feb.																		
March																		
April																		
May																		
TOT																		

LOBOS IN THE NCAA

MW PLAYER OF THE WEEK

MW PITCHER OF THE WEEK

MW FRESHMAN OF THE WEEK

MILESTONE TRACKER

Peyton Robinson: 79 career hits at UNM (21 from 100)
Briana Martinez: 72 career hits (28 from 100)



GAME-BY-GAME STARTERS

BY POSITION

DATE	OPPONENT	SP	C	1B	2B	SS	3B	LF	CF	RF	DP
2/9	Nicholls										
2/10	Oregon State										
2/10	LSU										
2/11	Oregon State										
2/11	LSU										
2/17	Buffalo										
2/18	Santa Clara										
2/18	Texas Tech										
2/19	UTEP										
2/19	UTEP										
2/22	CSU Bakersfield										
2/22	CSU Bakersfield										
2/24	Oklahoma State										
2/24	Creighton										
2/25	NM State										
2/25	Nebraska										
2/26	Nebraska										
3/1	UTEP										
3/1	UTEP										
3/3	Houston										
3/3	Arizona State										
3/4	Washington										
3/4	GCU										
3/5	Charlotte										
3/10	Manhattan										
3/10	Buffalo										
3/11	Buffalo										
3/11	Texas Te										
3/12	Texas Tech										
3/15	Weber State										
3/17	Utah State										
3/18	Utah State										
3/19	Utah State										
3/24	San José State										
3/25	San José State										
3/26	San José State										
3/28	NM State										
3/31	Fresno State										
4/1	Fresno State										
4/2	Fresno State										
4/6	Boise State										
4/7	Boise State										
4/8	Boise State										
4/15	Colorado State										
4/16	Colorado State										
4/19	GCU										
4/21	San Diego State										
4/22	San Diego State										
4/23	San Diego State										
4/28	Nevada										
4/29	Nevada										
4/30	Nevada										
5/5	UNLV										
5/6	UNLV										

BREAKDOWN

SP	C	1B	2B	SS	3B	LF	CF	RF	DP
----	---	----	----	----	----	----	----	----	----



GAME-BY-GAME STARTERS

BY BATTING ORDER										
DATE	OPPONENT	1	2	3	4	5	6	7	8	9 FLEX
2/9	Nicholls									
2/10	Oregon State									
2/10	LSU									
2/11	Oregon State									
2/11	LSU									
2/17	Buffalo									
2/18	Santa Clara									
2/18	Texas Tech									
2/19	UTEP									
2/19	UTEP									
2/22	CSU Bakersfield									
2/22	CSU Bakersfield									
2/24	Oklahoma State									
2/24	Creighton									
2/25	NM State									
2/25	Nebraska									
2/26	Nebraska									
3/1	UTEP									
3/1	UTEP									
3/3	Houston									
3/3	Arizona State									
3/4	Washington									
3/4	GCU									
3/5	Charlotte									
3/10	Manhattan									
3/10	Buffalo									
3/11	Buffalo									
3/11	Texas Tech									
3/12	Texas Tech									
3/15	Weber State									
3/17	Utah State									
3/18	Utah State									
3/19	Utah State									
3/24	San José State									
3/25	San José State									
3/26	San José State									
3/28	NM State									
3/31	Fresno State									
4/1	Fresno State									
4/2	Fresno State									
4/6	Boise State									
4/7	Boise State									
4/8	Boise State									
4/15	Colorado State									
4/16	Colorado State									
4/21	San Diego State									
4/22	San Diego State									
4/23	San Diego State									
4/28	Nevada									
4/29	Nevada									
4/30	Nevada									
5/5	UNLV									
5/6	UNLV									

BREAKDOWN

- LEADOFF
- 2ND
- 3RD
- CLEANUP
- 5TH
- 6TH
- 7TH
- 8TH
- 9TH



2022 NEW MEXICO OVERALL STATISTICS

Record: 26-27 Home: 7-11 Away: 10-12 Neutral: 9-4 Conference: 6-18

Player	avg	gp-gs	ab	r	h	2b	3b	hr	rbi	tb	slg%	bb	hp	so	gdp	ob%	sf	sh	sb-att	po	a	e	fld%
0 HOWARD, Andrea	.403	53-53	144	40	58	8	3	18	57	126	.875	43	1	10	0	.531	4	0	2-3	69	1	2	.972
21 ROBINSON, Peyton	.336	53-53	143	36	48	2	2	0	5	54	.378	17	1	18	0	.410	0	9	8-10	57	3	3	.952
7 ARCHULETA, Ashle	.326	53-53	172	29	56	9	1	2	21	73	.424	20	3	36	0	.405	0	1	1-1	87	100	15	.926
16 ROMERO, Leslie	.271	50-46	144	13	39	10	0	2	23	55	.382	11	0	18	1	.313	5	0	2-2	150	4	1	.994
20 BRAMSON, Emma	.245	46-46	139	24	34	4	0	6	23	56	.403	11	1	20	2	.301	2	1	0-0	45	68	9	.926
77 TUCK, Reyan	.243	51-50	140	9	34	6	0	0	14	40	.286	11	0	29	2	.294	2	3	0-0	329	11	6	.983
1 MARTINEZ, Briana	.243	53-53	136	21	33	5	0	7	19	59	.434	25	1	37	0	.362	1	6	2-3	57	92	16	.903
4 YOUNG, Taryn	.191	53-53	162	24	31	3	1	7	24	57	.352	16	2	41	0	.266	4	0	4-4	80	3	2	.976
27 BIRKINSHAW, Oliivi	.175	28-18	57	7	10	3	1	1	3	18	.316	6	4	23	0	.299	0	1	1-1	20	11	3	.912
12 BRAUN, Savannah	.500	5-0	4	2	2	0	0	1	4	5	1.250	1	0	1	0	.600	0	0	0-0	0	0	0	.000
5 BRODERICK, Sydne	.262	20-17	42	2	11	0	0	0	3	11	.262	2	1	7	0	.304	1	1	0-0	61	5	3	.957
24 SANDOVAL, Diamo	.231	20-6	26	4	6	2	1	0	4	10	.385	2	0	7	0	.286	0	0	0-0	0	0	0	.000
55 CAMERON, Janae	.222	21-14	45	8	10	2	0	2	6	18	.400	6	0	17	0	.314	0	0	0-0	38	2	2	.952
6 VIGIL, Alexis	.222	17-3	9	4	2	0	0	0	1	2	.222	4	0	4	0	.462	0	0	0-0	5	9	4	.778
2 MARTINEZ, Savana	.200	12-7	20	2	4	2	0	0	2	6	.300	3	0	7	0	.304	0	0	0-0	33	1	0	1.000
99 GONZALEZ, Aysiah	.056	12-5	18	0	1	1	0	0	0	2	.111	0	0	8	0	.056	0	0	0-0	8	4	1	.923
28 FOHRMAN, Samant	.000	3-2	0	0	0	0	0	0	0	0	.000	0	0	0	0	.000	0	0	0-0	0	3	0	1.000
34 GUINDON, Emma	.000	39-22	0	0	0	0	0	0	0	0	.000	0	0	0	0	.000	0	0	0-0	3	35	2	.950
66 ROBERTS, Ashlyn	.000	9-1	0	0	0	0	0	0	0	0	.000	0	0	0	0	.000	0	0	0-0	1	3	0	1.000
17 LINTON, Amber	.000	38-27	0	0	0	0	0	0	0	0	.000	0	0	0	0	.000	0	0	0-0	2	32	5	.872
10 KOSTYSZYN, McK	.000	6-1	0	0	0	0	0	0	0	0	.000	0	0	0	0	.000	0	0	0-0	0	1	0	1.000
25 SANCHEZ, Brianna	.000	12-0	0	0	0	0	0	0	0	0	.000	0	0	0	0	.000	0	0	0-0	0	2	0	1.000
Totals	.271	53	1401	225	379	57	9	46	209	592	.423	178	14	283	5	.354	19	22	20-24	1045	390	74	.951
Opponents	.281	53	1443	287	406	64	8	27	254	567	.393	140	63	281	7	.367	12	27	56-60	1043	326	63	.956

LOB - Team (371), Opp (357). DPs turned - Team (14), Opp (12). CI - Team (1), ROMERO 1, Opp (2). IBB - Team (22), HOWARD 21, MARTINEZ, B 1, Opp (2).

(All games Sorted by Earned run avg)

Player	era	w-l	app	gs	cg	sho	sv	ip	h	r	er	bb	so	2b	3b	hr	b/avg	wp	hp	bk	sfa	sha
28 FOHRMAN, Samant	1.56	1-0	3	2	0	0/0	0	9.0	10	5	2	0	2	4	0	0	.270	0	1	0	0	0
34 GUINDON, Emma	3.53	12-11	39	22	6	2/1	1	148.2	157	109	75	51	109	27	3	13	.262	9	20	0	4	13
17 LINTON, Amber	4.02	12-14	38	27	7	0/0	3	156.2	181	125	90	73	156	22	4	6	.277	11	36	0	5	12
10 KOSTYSZYN, McK	5.48	0-0	6	1	0	0/0	0	7.2	16	8	6	0	2	3	0	1	.421	0	0	0	0	0
66 ROBERTS, Ashlyn	8.49	1-1	9	1	0	0/0	0	15.2	29	25	19	5	3	5	1	4	.403	0	6	0	3	2
25 SANCHEZ, Brianna	9.84	0-1	12	0	0	0/1	0	10.2	13	15	15	11	9	3	0	3	.295	6	0	0	0	0
Totals	4.04	26-27	53	53	13	3/1	4	348.1	406	287	201	140	281	64	8	27	.281	26	63	0	12	27
Opponents	3.83	27-26	53	53	17	5/0	2	347.2	379	225	190	178	283	57	9	46	.271	27	14	0	19	22

PB - Team (6), ROMERO 3, BRODERICK 2, CAMERON 1, Opp (5). Pickoffs - Team (1), BRODERICK 1. SBA/ATT - LINTON (36-37), ROMERO (26-27), GUINDON (15-16), BRODERICK (15-16), CAMERON (8-9), MARTINEZ, S. (7-8), SANCHEZ (2-2), FOHRMAN (1-2), ROBERTS (2-2), KOSTYSZYN (0-1).

2022 CONFERENCE STATISTICS

Record: 6-18 Home: 3-9 Away: 3-9 Conference: 6-18

Player	avg	gp-gs	ab	r	h	2b	3b	hr	rbi	tb	slg%	bb	hp	so	gdp	ob%	sf	sh	sb-att	po	a	e	fld%
7 ARCHULETA, Ashle	.377	24-24	77	12	29	5	0	2	11	40	.519	8	1	20	0	.442	0	1	0-0	39	44	7	.922
0 HOWARD, Andrea	.370	24-24	54	12	20	2	1	6	20	42	.778	26	1	5	0	.566	2	0	1-1	33	1	2	.944
21 ROBINSON, Peyton	.288	24-24	59	15	17	1	1	0	0	20	.339	9	1	12	0	.391	0	4	1-2	28	1	3	.906
1 MARTINEZ, Briana	.288	24-24	66	7	19	3	0	5	11	37	.561	4	1	12	0	.338	0	3	1-1	30	33	6	.913
16 ROMERO, Leslie	.239	23-22	71	2	17	7	0	0	4	24	.338	5	0	12	1	.286	1	0	1-1	65	3	0	1.000
5 BRODERICK, Sydne	.208	11-10	24	1	5	0	0	0	0	5	.208	1	1	4	0	.269	0	0	0-0	32	2	2	.944
20 BRAMSON, Emma	.183	24-24	71	7	13	1	0	1	6	17	.239	2	1	14	1	.213	1	1	0-0	29	39	6	.919
77 TUCK, Reyan	.175	24-24	63	3	11	2	0	0	2	13	.206	7	0	15	2	.257	0	1	0-0	146	7	5	.968
4 YOUNG, Taryn	.153	24-24	72	8	11	0	0	5	12	26	.361	5	1	22	0	.215	1	0	1-1	36	0	1	.973
55 CAMERON, Janae	.304	10-8	23	4	7	1	0	1	2	11	.478	2	0	7	0	.360	0	0	0-0	10	1	0	1.000
24 SANDOVAL, Diamo	.286	4-2	7	0	2	1	0	0	0	3	.429	1	0	4	0	.375	0	0	0-0	0	0	0	.000
2 MARTINEZ, Savana	.111	5-3	9	0	1	0	0	0	1	1	.111	1	0	4	0	.200	0	0	0-0	12	0	0	1.000
27 BIRKINSHAW, Olivi	.083	8-3	12	1	1	0	0	1	1	4	.333	2	0	3	0	.214	0	0	0-0	0	0	0	.000
99 GONZALEZ, Aysiah	.000	2-0	2	0	0	0	0	0	0	0	.000	0	0	2	0	.000	0	0	0-0	0	0	0	.000
6 VIGIL, Alexis	.000	6-0	2	0	0	0	0	0	0	0	.000	0	0	2	0	.000	0	0	0-0	1	1	0	1.000
66 ROBERTS, Ashlyn	.000	2-0	0	0	0	0	0	0	0	0	.000	0	0	0	0	.000	0	0	0-0	0	0	0	.000
10 KOSTYSZYN, McK	.000	2-0	0	0	0	0	0	0	0	0	.000	0	0	0	0	.000	0	0	0-0	0	0	0	.000
25 SANCHEZ, Brianna	.000	4-0	0	0	0	0	0	0	0	0	.000	0	0	0	0	.000	0	0	0-0	0	1	0	1.000
17 LINTON, Amber	.000	19-14	0	0	0	0	0	0	0	0	.000	0	0	0	0	.000	0	0	0-0	1	19	5	.800
34 GUINDON, Emma	.000	19-10	0	0	0	0	0	0	0	0	.000	0	0	0	0	.000	0	0	0-0	1	16	2	.895
Totals	.250	24	612	72	153	23	2	21	70	243	.397	73	7	138	4	.334	5	10	5-6	463	168	39	.942
Opponents	.319	24	667	161	213	26	5	18	141	303	.454	79	32	113	4	.412	8	17	30-32	474	141	14	.978

LOB - Team (162), Opp (179). DPs turned - Team (8), Opp (5). CI - Team (0), Opp (1). IBB - Team (19), HOWARD 18, MARTINEZ, B 1, Opp (1).

(Conference games only Sorted by Earned run avg)

Player	era	w-l	app	gs	cg	sho	sv	ip	h	r	er	bb	so	2b	3b	hr	b/avg	wp	hp	bk	sfa	sha
17 LINTON, Amber	4.64	3-10	19	14	2	0/0	0	80.0	102	75	53	41	69	13	3	2	.298	5	18	0	4	11
34 GUINDON, Emma	5.14	3-8	19	10	3	0/0	0	65.1	80	60	48	30	38	11	2	10	.296	5	13	0	3	5
10 KOSTYSZYN, McK	12.60	0-0	2	0	0	0/0	0	1.2	7	5	3	0	1	0	0	1	.583	0	0	0	0	0
25 SANCHEZ, Brianna	15.75	0-0	4	0	0	0/0	0	4.0	10	9	9	6	4	1	0	3	.476	0	0	0	0	0
66 ROBERTS, Ashlyn	23.10	0-0	2	0	0	0/0	0	3.1	14	12	11	2	1	1	0	2	.636	0	1	0	1	1
Totals	5.35	6-18	24	24	5	0/0	0	154.1	213	161	118	79	113	26	5	18	.319	10	32	0	8	17
Opponents	2.88	18-6	24	24	8	4/0	1	158.0	153	72	65	73	138	23	2	21	.250	7	7	0	5	10

PB - Team (4), BRODERICK 2, CAMERON 1, ROMERO 1, Opp (2). Pickoffs - Team (1), BRODERICK 1. SBA/ATT - LINTON (21-22), ROMERO (12-13), GUINDON (7-8), BRODERICK (8-8), MARTINEZ, S. (6-6), CAMERON (4-5), SANCHEZ (1-1), ROBERTS (1-1).

GAME-BY-GAME STATISTICS

BATTING

Date	Opponent	ab	r	h	rbi	2b	3b	hr	tb	bb	ibb	sb	cs	hbp	sac	sf	gdp	k	po	a	e	lob	avg
Feb 11	vs Oregon State	23	3	5	3	1	0	0	6	1	0	0	0	2	0	0	0	7	21	8	0	5	.217
Feb 12	vs Southern Utah	27	8	7	7	1	0	2	14	4	0	0	0	0	0	0	0	5	18	1	1	8	.240
Feb 13	vs Alabama	25	3	6	3	0	0	1	9	0	0	0	0	0	0	1	0	7	18	3	2	2	.240
Feb 13	at Arizona	23	0	2	0	1	0	0	3	2	0	0	0	0	0	0	0	4	18	7	0	4	.204
Feb. 18 2	vs Ohio	26	4	10	4	3	0	0	13	1	0	0	0	0	0	1	0	1	21	5	1	6	.242
Feb 18	at Lamar	30	2	8	2	1	0	0	9	0	0	2	1	0	0	0	0	6	21	12	1	7	.247
Feb 19	at Lamar	40	6	9	6	1	1	1	15	5	2	0	0	0	3	2	0	12	36	16	1	11	.242
Feb 19	vs Creighton	23	2	3	2	0	0	1	6	4	0	0	0	0	0	1	0	5	18	8	2	5	.230
Feb 20	vs Ohio	27	9	11	7	1	0	1	15	2	0	3	0	1	2	0	0	3	15	6	0	9	.250
Feb 24	UTEP	23	5	7	5	0	0	2	13	6	0	0	1	3	1	1	0	8	21	7	2	10	.255
Feb 25	NDSU	28	6	9	5	0	0	0	9	4	0	0	0	0	0	1	0	6	21	11	1	9	.261
Feb 26	BUFFALO	26	6	9	5	1	0	2	16	0	0	0	0	0	1	0	0	4	21	5	0	3	.268
Feb 27	TARLETON	20	8	9	8	0	0	0	9	4	0	1	0	0	1	0	0	2	15	3	0	5	.279
Mar 03	at UC Santa Barbar	26	3	5	3	1	0	2	12	5	0	0	0	0	1	0	0	8	21	4	1	8	.272
Mar 03	at UC Santa Barbar	27	11	8	11	0	0	3	17	14	1	1	0	0	1	2	0	4	21	12	2	12	.274
Mar 04	vs Wagner College	29	5	9	5	4	0	0	13	3	0	0	0	0	0	0	0	2	21	11	0	9	.277
Mar 04	vs Santa Clara	32	7	10	7	3	1	0	15	2	0	0	0	0	0	1	0	2	21	7	1	7	.279
Mar 05	vs Santa Clara	26	3	8	3	2	0	1	13	1	0	1	0	0	0	0	0	2	21	9	0	6	.281
Mar 08	NEW MEXICO STA	30	8	8	6	3	1	1	16	9	0	1	0	0	0	0	0	6	21	8	7	10	.280
Mar 08	NEW MEXICO STA	29	5	9	5	2	0	2	17	2	0	0	0	1	1	0	0	8	21	11	3	7	.281
Mar 11	vs Southern Utah	30	5	10	4	0	0	0	10	7	0	1	0	0	0	0	0	5	21	8	0	11	.284
Mar 11	at Dixie State	31	7	12	6	1	2	0	17	2	0	1	0	0	0	2	0	2	21	8	1	8	.290
Mar 12	vs Wisconsin	26	1	4	0	0	0	0	4	2	0	0	0	0	0	0	0	9	21	8	0	6	.284
Mar 12	vs Maine	36	10	16	8	3	1	1	24	4	0	2	1	0	1	0	0	2	21	10	0	10	.293
Mar 13	vs Wisconsin	31	3	8	3	1	0	1	12	1	0	0	0	0	0	0	0	8	21	8	2	8	.291
*Mar 18	at San Jose State	30	2	7	2	0	1	0	9	2	0	1	0	0	0	0	0	10	24	11	1	6	.289
*Mar 19	at San Jose State	20	0	4	0	1	0	0	5	4	0	0	1	0	1	0	0	7	17	6	0	7	.286
*Mar 20	at San Jose State	40	3	8	3	1	1	0	11	2	0	0	0	1	2	0	0	8	31	17	1	9	.282
Mar 22	at New Mexico Stat	30	13	12	12	3	1	2	23	12	0	2	0	0	0	1	1	4	21	9	1	9	.286
*Mar 25	UTAH STATE	29	4	7	4	0	0	2	13	3	0	0	0	0	0	0	0	5	21	6	3	7	.285
*Mar 26	UTAH STATE	32	2	11	2	1	0	0	12	1	0	0	0	0	0	0	2	3	21	4	2	10	.287
*Mar 27	UTAH STATE	24	4	6	4	2	0	1	11	1	0	0	0	1	0	0	0	2	18	5	3	4	.286
Mar 31	at BYU	31	8	7	8	0	0	2	13	4	0	0	0	0	0	1	0	3	21	10	0	7	.284
Mar 31	at BYU	18	1	3	0	1	0	0	4	1	0	0	0	0	0	0	0	5	12	6	3	3	.282
Apr 01	at BYU	16	1	2	1	0	0	0	2	3	0	0	0	0	0	0	0	5	12	1	3	4	.279
*Apr 08	at Colorado State	27	2	7	2	0	0	2	13	2	0	0	0	0	0	0	0	5	18	10	2	6	.279
*Apr 09	at Colorado State	28	4	7	4	1	0	1	11	6	2	1	0	1	1	0	0	6	21	9	0	11	.278
*Apr 10	at Colorado State	21	0	6	0	1	0	0	7	2	0	0	0	1	0	0	0	4	14	5	1	9	.278
*Apr 14	FRESNO STATE	30	6	6	6	1	0	4	19	5	3	0	0	1	0	0	0	8	24	13	1	6	.276
*Apr 15	FRESNO STATE	25	6	7	6	2	0	2	15	6	4	0	0	0	0	0	0	2	21	8	1	8	.276
*Apr 16	FRESNO STATE	22	4	6	4	3	0	0	9	4	2	1	0	0	1	1	0	9	21	8	0	6	.276
*Apr 22	at NEVADA	30	3	9	3	3	0	2	18	5	2	0	0	1	0	0	0	7	18	7	2	12	.276
*Apr 23	at NEVADA	22	5	5	5	0	0	1	8	9	2	0	0	0	3	0	1	3	18	2	2	8	.275
*Apr 24	at NEVADA	26	6	6	6	1	0	1	10	5	3	0	0	0	0	2	0	6	21	5	0	6	.274
*Apr 29	UNLV	19	1	5	1	1	0	0	6	1	0	0	0	0	0	1	0	4	15	5	1	5	.274
*Apr 30	UNLV	27	6	11	6	0	0	3	20	2	0	0	0	0	1	0	1	5	18	7	3	6	.277
*May 01	UNLV	23	0	2	0	0	0	0	2	1	0	0	0	0	0	0	0	10	21	8	3	3	.274
*May 6	at Boise State	24	4	10	3	3	0	1	16	3	1	0	0	0	0	0	0	4	12	2	3	8	.276
*May 6	at Boise State	15	0	1	0	0	0	0	1	3	0	0	0	0	1	0	0	9	14	7	1	4	.274
*May 8	at Boise State	28	2	7	2	0	0	0	7	3	0	1	0	0	0	0	0	9	18	6	1	8	.273
*May 12	SAN DIEGO STATE	27	1	7	1	0	0	0	7	2	0	0	0	0	0	0	0	5	21	8	3	7	.273
*May 13	SAN DIEGO STATE	20	3	4	3	1	0	1	8	0	0	0	0	0	0	0	0	1	15	2	3	2	.272
*May 14	SAN DIEGO STATE	23	4	4	3	1	0	0	5	1	0	1	0	1	0	1	0	6	21	7	2	4	.271
Totals		1401	225	379	209	57	9	46	592	178	22	20	4	14	22	19	5	283	1045	390	74	371	.271

GAME-BY-GAME STATISTICS

PITCHING

Date	Opponent	ip	h	r	er	bb	so	2b	3b	hr	wp	bk	hbp	dp	ibb	score	w-l	sv	era
Feb 11	vs Oregon State	7.0	6	2	2	1	10	0	0	1	0	0	2	0	0	3-2	1-0	0	2.00
Feb 12	vs Southern Utah	6.0	1	0	0	1	11	0	0	0	0	0	2	0	0	8-0	2-0	0	1.08
Feb 13	vs Alabama	6.0	7	8	7	3	2	2	1	0	0	0	3	0	0	3-8	2-1	0	3.32
Feb 13	at Arizona	6.0	5	1	1	1	2	1	0	0	1	0	0	0	0	0-1	2-2	0	2.80
Feb. 18 2	vs Ohio	7.0	6	2	2	3	7	2	0	0	1	0	0	0	0	4-2	3-2	1	2.62
Feb 18	at Lamar	7.0	4	1	1	0	5	0	0	0	0	0	2	0	0	2-1	4-2	1	2.33
Feb 19	at Lamar	12.0	9	4	0	3	11	3	0	0	1	0	0	0	0	6-4	5-2	1	1.78
Feb 19	vs Creighton	6.0	7	5	4	2	1	2	0	0	2	0	0	0	1	2-5	5-3	1	2.09
Feb 20	vs Ohio	5.0	2	1	1	3	4	0	0	0	0	0	0	0	0	9-1	6-3	1	2.03
Feb 24	UTEP	7.0	8	4	0	4	11	0	0	0	1	0	0	0	0	5-4	7-3	1	1.83
Feb 25	NDSU	7.0	7	4	3	2	2	3	0	0	0	0	0	1	0	6-4	8-3	2	1.93
Feb 26	BUFFALO	7.0	4	2	2	1	9	0	0	0	1	0	2	0	0	6-2	9-3	2	1.94
Feb 27	TARLETON	5.0	1	0	0	0	7	0	0	0	0	0	0	0	0	8-0	10-3	2	1.83
Mar 03	at UC Santa Barbar	7.0	4	1	1	1	6	0	0	0	0	0	1	0	0	3-1	11-3	3	1.77
Mar 03	at UC Santa Barbar	7.0	14	7	4	2	5	3	0	0	1	0	2	2	0	11-7	12-3	3	1.92
Mar 04	vs Wagner College	7.0	6	2	2	0	6	1	0	0	0	0	0	0	0	5-2	13-3	4	1.93
Mar 04	vs Santa Clara	7.0	8	6	5	3	6	3	0	1	1	0	1	0	0	7-6	14-3	4	2.11
Mar 05	vs Santa Clara	7.0	3	0	0	1	2	0	0	0	0	0	2	0	0	3-0	15-3	4	1.99
Mar 08	NEW MEXICO STA	7.0	9	12	6	1	6	3	0	1	2	0	2	1	0	8-12	15-4	4	2.21
Mar 08	NEW MEXICO STA	7.0	11	8	5	4	8	2	0	0	0	0	0	0	0	5-8	15-5	4	2.35
Mar 11	vs Southern Utah	7.0	6	3	3	0	7	0	0	0	0	0	2	0	0	5-3	16-5	4	2.38
Mar 11	at Dixie State	7.0	9	6	5	5	4	3	0	0	2	0	0	0	0	7-6	17-5	4	2.50
Mar 12	vs Wisconsin	7.0	5	3	3	2	7	3	0	1	0	0	5	0	0	1-3	17-6	4	2.53
Mar 12	vs Maine	7.0	6	2	2	1	4	1	0	0	0	0	0	0	0	10-2	18-6	4	2.50
Mar 13	vs Wisconsin	7.0	9	6	4	4	7	2	0	1	1	0	1	0	1	3-6	18-7	4	2.56
*Mar 18	at San Jose State	8.0	6	1	0	3	7	0	0	0	0	0	0	0	0	2-1	19-7	4	2.45
*Mar 19	at San Jose State	5.2	10	8	8	6	3	0	0	1	0	0	1	1	0	0-8	19-8	4	2.68
*Mar 20	at San Jose State	10.1	11	4	4	2	7	2	0	0	0	0	1	0	0	3-4	19-9	4	2.68
Mar 22	at New Mexico Stat	7.0	7	4	3	2	6	1	0	1	1	0	0	0	0	13-4	20-9	4	2.69
*Mar 25	UTAH STATE	7.0	8	5	5	3	5	1	0	1	0	0	2	1	0	4-5	20-10	4	2.77
*Mar 26	UTAH STATE	7.0	7	4	2	1	5	1	0	0	1	0	3	1	0	2-4	20-11	4	2.74
*Mar 27	UTAH STATE	6.0	12	13	6	3	7	2	0	1	1	0	2	0	0	4-13	20-12	4	2.86
Mar 31	at BYU	7.0	9	3	3	2	3	0	1	0	0	0	1	1	0	8-3	21-12	4	2.86
Mar 31	at BYU	4.0	7	12	1	3	2	1	0	2	0	0	1	0	0	1-12	21-13	4	2.84
Apr 01	at BYU	4.0	13	17	13	6	7	2	1	1	1	0	2	0	0	1-17	21-14	4	3.18
*Apr 08	at Colorado State	6.0	9	5	3	0	2	2	1	0	1	0	2	0	0	2-5	21-15	4	3.18
*Apr 09	at Colorado State	7.0	3	2	2	1	3	1	0	1	0	0	1	0	0	4-2	22-15	4	3.15
*Apr 10	at Colorado State	4.2	9	8	6	6	4	0	1	1	0	0	1	0	0	0-8	22-16	4	3.26
*Apr 14	FRESNO STATE	8.0	10	7	7	7	4	1	0	0	1	0	1	0	1	6-7	22-17	4	3.35
*Apr 15	FRESNO STATE	7.0	11	5	4	2	8	0	0	1	0	0	1	0	0	6-5	23-17	4	3.36
*Apr 16	FRESNO STATE	7.0	5	1	1	2	5	0	0	1	0	0	1	0	0	4-1	24-17	4	3.30
*Apr 22	at NEVADA	6.0	9	7	4	3	5	2	0	0	1	0	0	0	0	3-7	24-18	4	3.33
*Apr 23	at NEVADA	6.0	5	6	1	4	7	1	0	1	0	0	0	0	0	5-6	24-19	4	3.29
*Apr 24	at NEVADA	7.0	7	3	3	4	7	2	0	0	1	0	2	1	0	6-3	25-19	4	3.28
*Apr 29	UNLV	5.0	16	11	10	1	4	0	1	0	1	0	3	0	0	1-11	25-20	4	3.46
*Apr 30	UNLV	6.0	15	16	11	6	7	1	1	2	0	0	1	0	0	6-16	25-21	4	3.64
*May 01	UNLV	7.0	8	5	4	2	4	1	1	2	0	0	2	1	0	0-5	25-22	4	3.65
*May 6	at Boise State	4.0	11	13	7	3	2	1	0	2	0	0	4	0	0	4-13	25-23	4	3.76
*May 6	at Boise State	4.2	10	8	8	3	0	1	0	1	0	0	0	1	0	0-8	25-24	4	3.88
*May 8	at Boise State	6.0	6	7	6	4	3	2	0	1	1	0	0	0	0	2-7	25-25	4	3.93
*May 12	SAN DIEGO STATE	7.0	8	7	4	3	7	0	0	1	0	0	3	0	0	1-7	25-26	4	3.93
*May 13	SAN DIEGO STATE	5.0	10	12	10	5	0	3	0	1	1	0	1	1	0	3-12	25-27	4	4.08
*May 14	SAN DIEGO STATE	7.0	7	3	2	5	7	2	0	0	1	0	0	1	0	4-3	26-27	4	4.04
Totals		348.1	406	287	201	140	281	64	8	27	26	0	63	14	2	225-287	26-27	4	4.04

RECORD AND INNING BREAKDOWN

Score by innings	1	2	3	4	5	6	7	8	9	EX	Total
New Mexico	33	32	47	22	34	31	19	3	0	4	225
Opponents	28	41	42	62	56	29	23	3	0	3	287

Record when ...

Overall	26-27	After 4 leading	20-2
Conference	6-18 trailing	2-23
Non-Conference	20-9 tied	4-2
Home games	7-11	After 5 leading	20-2
Away games	10-12 trailing	2-15
Neutral site	9-4 tied	2-3
Day games	21-20	After 6 leading	20-1
Night games	5-7 trailing	0-14
vs Left starter	2-3 tied	3-2
vs Right starter	24-24		
1-Run games	8-5	Hit 0 home runs	12-13
2-Run games	6-2	... 1 home run	6-8
5+Run games	6-14	... 2+ home runs	8-6
Extra innings	2-2		
Shutouts	3-5	Opponent 0 home runs	20-10
	 1 home run	6-13
	 2+ HRs	0-4
Scoring 0-2 runs	2-14		
..... 3-5 runs	10-10	Made 0 errors	12-3
..... 6-9 runs	11-3 1 error	11-6
..... 10+ runs	3-0 2+ errors	3-18
Opponent 0-2 runs	14-1		
..... 3-5 runs	9-7	Opp. made 0 errors	8-13
..... 6-9 runs	3-11 1 error	6-10
..... 10+ runs	0-8 2+ errors	12-4
Scored in 1st inning	13-8	Out-hit opponent	18-2
Opp. scored in 1st	3-12	Out-hit by opponent	7-23
Scores first	19-9	Hits are tied	1-2
Opp. scores first	7-18		

Record when team scores:

Runs	0	1	2	3	4	5	6	7	8	9	10+
W-L	0-5	0-5	2-4	3-5	4-3	3-2	5-2	2-0	3-1	1-0	3-0

Record when opponent scores:

Runs	0	1	2	3	4	5	6	7	8	9	10+
W-L	3-0	5-1	6-0	4-1	4-2	1-4	2-2	1-4	0-5	0-0	0-8

Record when leading after:

Inn.	1	2	3	4	5	6
W-L	11-3	15-4	20-5	20-2	20-2	20-1

Record when trailing after:

Inn.	1	2	3	4	5	6
W-L	2-8	6-12	3-16	2-23	2-15	0-14

Record when tied after:

Inn.	1	2	3	4	5	6
W-L	13-16	5-11	3-6	4-2	2-3	3-2

SITUATIONAL BREAKDOWN

Player	vs left			vs right			w/runners			w/bases empty			w/bases loaded			as leadoff			fly	gnd	fly/
	h	ab	avg	h	ab	avg	h	ab	avg	h	ab	avg	h	ab	avg	rch	op	pct	out	out	gnd
7 ARCHULETA, As	5	11	.455	44	14	.312	20	73	.274	29	79	.367	1	6	.167	21	51	.412	22	47	0.5
27 BIRKINSHAW, Ol	1	3	.333	9	54	.167	4	27	.148	6	30	.200	0	1	.000	4	14	.286	11	12	0.9
20 BRAMSON, Emm	2	8	.250	30	11	.254	16	64	.250	16	62	.258	2	7	.286	8	29	.276	42	34	1.2
12 BRAUN, Savann	1	1	1.000	1	3	.333	2	2	1.000	0	2	.000	1	1	1.000	0	1	.000	1	0	99.9
5 BRODERICK, Syd	2	5	.400	8	31	.258	5	13	.385	5	23	.217	1	1	1.000	3	13	.231	14	9	1.6
55 CAMERON, Jana	1	2	.500	6	35	.171	4	20	.200	3	17	.176	0	0	.000	2	10	.200	7	8	0.9
99 GONZALEZ, Aysi	0	0	.000	1	18	.056	0	4	.000	1	14	.071	0	0	.000	1	7	.143	4	4	1.0
0 HOWARD, Andre	1	8	.125	52	12	.423	33	80	.413	20	51	.392	1	3	.333	10	19	.526	55	13	4.2
1 MARTINEZ, Brian	4	7	.571	25	11	.219	10	52	.192	19	69	.275	1	3	.333	11	30	.367	36	23	1.6
2 MARTINEZ, Sava	0	0	.000	4	20	.200	2	10	.200	2	10	.200	0	1	.000	1	2	.500	7	2	3.5
21 ROBINSON, Peyt	0	6	.000	45	12	.366	13	43	.302	32	86	.372	1	4	.250	26	51	.510	28	43	0.7
16 ROMERO, Leslie	3	9	.333	31	11	.263	18	68	.265	16	59	.271	3	3	1.000	8	27	.296	45	38	1.2
24 SANDOVAL, Dia	0	0	.000	6	26	.231	4	15	.267	2	11	.182	0	0	.000	3	5	.600	4	7	0.6
77 TUCK, Reyan	4	7	.571	28	11	.235	16	69	.232	16	57	.281	1	5	.200	5	18	.278	36	34	1.1
6 VIGIL, Alexis	2	2	1.000	0	6	.000	1	5	.200	1	3	.333	0	0	.000	1	2	.500	3	0	99.9
4 YOUNG, Taryn	1	10	.100	29	13	.213	14	76	.184	16	70	.229	0	6	.000	7	34	.206	51	27	1.9
Totals	27	79	.342	319	118	.269	162	621	.261	184	643	.286	12	41	.293	111	313	.355	366	301	1.2
Opponents	20	60	.333	334	123	.271	208	697	.298	146	595	.245	21	56	.375	124	321	.386	304	353	0.9

Player	pinch hitting			w/runners in scoring pos			w/runner on 3r and LT 2 out			with 2 outs			success adv runners			2- rnrns			rch	rch	kl
	h	ab	avg	h	ab	avg	rbi	op	pct	h	ab	avg	adv	op	pct	out	adv	rnrns	err	fc	
7 ARCHULETA, As	0	0	.000	12	44	.273	4	10	.400	18	41	.439	43	82	.524	11	9	28	2	11	13
27 BIRKINSHAW, Ol	3	7	.429	1	15	.067	0	0	.000	5	23	.217	14	33	.424	2	2	18	2	3	7
20 BRAMSON, Emm	0	0	.000	11	40	.275	8	12	.667	14	46	.304	32	70	.457	10	10	37	3	5	5
12 BRAUN, Savann	2	4	.500	2	2	1.000	1	1	1.000	0	1	.000	3	3	1.000	0	0	0	0	0	0
5 BRODERICK, Syd	0	1	.000	2	7	.286	2	2	1.000	5	12	.417	9	16	.563	1	3	6	0	0	3
55 CAMERON, Jana	0	8	.000	2	13	.154	2	4	.500	2	12	.167	9	23	.391	3	0	6	1	2	4
99 GONZALEZ, Aysi	0	7	.000	0	3	.000	0	0	.000	0	8	.000	1	4	.250	0	0	4	0	1	2
0 HOWARD, Andre	0	0	.000	16	41	.390	7	9	.778	23	51	.451	60	97	.619	23	14	28	4	2	5
1 MARTINEZ, Brian	0	0	.000	7	31	.226	2	6	.333	9	38	.237	32	69	.464	6	10	32	5	4	10
2 MARTINEZ, Sava	0	1	.000	1	5	.200	1	1	1.000	0	10	.000	4	12	.333	1	0	11	0	0	0
21 ROBINSON, Peyt	1	1	1.000	10	32	.313	1	6	.167	6	34	.176	31	55	.564	2	12	24	8	2	2
16 ROMERO, Leslie	0	3	.000	13	42	.310	8	14	.571	10	42	.238	36	78	.462	10	16	37	2	5	5
24 SANDOVAL, Dia	2	8	.250	3	9	.333	2	2	1.000	3	12	.250	4	15	.267	1	0	10	2	0	1
77 TUCK, Reyan	0	1	.000	11	40	.275	5	6	.833	16	53	.302	33	76	.434	6	10	41	2	7	10
6 VIGIL, Alexis	0	0	.000	1	4	.250	1	1	1.000	1	3	.333	3	7	.429	0	0	3	0	0	0
4 YOUNG, Taryn	0	0	.000	9	52	.173	7	14	.500	11	53	.208	34	84	.405	10	12	39	4	9	9
Totals	8	41	.195	101	380	.266	51	88	.580	123	439	.280	348	724	.481	86	98	338	35	51	76
Opponents	11	48	.229	137	447	.306	47	84	.560	122	444	.275	393	796	.494	104	103	321	47	52	87

Success Advancing Runners = percentage of times the batter advanced at least one runner during a plate appearance
 #Rnrns Adv w/Out = TOTAL number of runners advanced when the player made an out

Batting avg

1. 0 HOWARD, Andrea	.403
2. 21 ROBINSON, Peyton	.336
3. 7 ARCHULETA, Ashley	.326
4. 16 ROMERO, Leslie	.271
5. 20 BRAMSON, Emma	.245

Runs scored

1. 0 HOWARD, Andrea	40
2. 21 ROBINSON, Peyton	36
3. 7 ARCHULETA, Ashley	29
4. 20 BRAMSON, Emma	24
4 YOUNG, Taryn	24

Doubles

1. 16 ROMERO, Leslie	10
2. 7 ARCHULETA, Ashley	9
3. 0 HOWARD, Andrea	8
4. 77 TUCK, Reyan	6
5. 1 MARTINEZ, Briana	5

Total bases

1. 0 HOWARD, Andrea	126
2. 7 ARCHULETA, Ashley	73
3. 1 MARTINEZ, Briana	59
4. 4 YOUNG, Taryn	57
5. 20 BRAMSON, Emma	56

Sac bunts

1. 21 ROBINSON, Peyton	9
2. 1 MARTINEZ, Briana	6
3. 77 TUCK, Reyan	3
4. 4 tied at.....	1

Caught stealing

1. 21 ROBINSON, Peyton	2
2. 0 HOWARD, Andrea	1
1 MARTINEZ, Briana	1

Strikeouts

1. 4 YOUNG, Taryn	41
2. 1 MARTINEZ, Briana	37
3. 7 ARCHULETA, Ashley	36
4. 77 TUCK, Reyan	29
5. 27 BIRKINSHAW, Olivia	23

At bats

1. 7 ARCHULETA, Ashley	172
2. 4 YOUNG, Taryn	162
3. 0 HOWARD, Andrea	144
16 ROMERO, Leslie	144
5. 21 ROBINSON, Peyton	143

Games as sub

1. 34 GUINDON, Emma	17
2. 24 SANDOVAL, Diamond	14
6 VIGIL, Alexis	14
4. 25 SANCHEZ, Brianna	12
5. 17 LINTON, Amber	11

Fielding pct

1. 2 MARTINEZ, Savana	1.000
66 ROBERTS, Ashlyn	1.000
28 FOHRMAN, Samantha	1.000
25 SANCHEZ, Brianna	1.000
10 KOSTYSZYN, McKenna	1.000

Assists

1. 7 ARCHULETA, Ashley	100
2. 1 MARTINEZ, Briana	92
3. 20 BRAMSON, Emma	68
4. 34 GUINDON, Emma	35
5. 17 LINTON, Amber	32

Stolen bases against

1. 17 LINTON, Amber	36
2. 16 ROMERO, Leslie	26
3. 34 GUINDON, Emma	15
5 BRODERICK, Sydney	15
5. 55 CAMERON, Janae	8

Passed balls

1. 16 ROMERO, Leslie	3
2. 5 BRODERICK, Sydney	2
3. 55 CAMERON, Janae	1

Slugging pct

1. 0 HOWARD, Andrea	.875
2. 1 MARTINEZ, Briana	.434
3. 7 ARCHULETA, Ashley	.424
4. 20 BRAMSON, Emma	.403
5. 16 ROMERO, Leslie	.382

Hits

1. 0 HOWARD, Andrea	58
2. 7 ARCHULETA, Ashley	56
3. 21 ROBINSON, Peyton	48
4. 16 ROMERO, Leslie	39
5. 2 tied at.....	34

Triples

1. 0 HOWARD, Andrea	3
2. 21 ROBINSON, Peyton	2
3. 4 tied at.....	1

Walks

1. 0 HOWARD, Andrea	43
2. 1 MARTINEZ, Briana	25
3. 7 ARCHULETA, Ashley	20
4. 21 ROBINSON, Peyton	17
5. 4 YOUNG, Taryn	16

Sac flies

1. 16 ROMERO, Leslie	5
2. 4 YOUNG, Taryn	4
0 HOWARD, Andrea	4
4. 77 TUCK, Reyan	2
20 BRAMSON, Emma	2

Steal attempts

1. 21 ROBINSON, Peyton	10
2. 4 YOUNG, Taryn	4
3. 1 MARTINEZ, Briana	3
0 HOWARD, Andrea	3
5. 16 ROMERO, Leslie	2

Grounded into DP

1. 20 BRAMSON, Emma	2
77 TUCK, Reyan	2
3. 16 ROMERO, Leslie	1

Games played

1. 1 MARTINEZ, Briana	53
4 YOUNG, Taryn	53
0 HOWARD, Andrea	53
7 ARCHULETA, Ashley	53
21 ROBINSON, Peyton	53

Chances

1. 77 TUCK, Reyan	346
2. 7 ARCHULETA, Ashley	202
3. 1 MARTINEZ, Briana	165
4. 16 ROMERO, Leslie	155
5. 20 BRAMSON, Emma	122

Errors

1. 1 MARTINEZ, Briana	16
2. 7 ARCHULETA, Ashley	15
3. 20 BRAMSON, Emma	9
4. 77 TUCK, Reyan	6
5. 17 LINTON, Amber	5

Caught stealing by

1. 8 tied at.....	1
-------------------	---

Catchers interference

1. 16 ROMERO, Leslie	1
----------------------	---

On base pct

1. 0 HOWARD, Andrea	.531
2. 21 ROBINSON, Peyton	.410
3. 7 ARCHULETA, Ashley	.405
4. 1 MARTINEZ, Briana	.362
5. 16 ROMERO, Leslie	.313

Runs batted in

1. 0 HOWARD, Andrea	57
2. 4 YOUNG, Taryn	24
3. 16 ROMERO, Leslie	23
20 BRAMSON, Emma	23
5. 7 ARCHULETA, Ashley	21

Home runs

1. 0 HOWARD, Andrea	18
2. 4 YOUNG, Taryn	7
1 MARTINEZ, Briana	7
4. 20 BRAMSON, Emma	6
5. 3 tied at.....	2

Hit by pitch

1. 27 BIRKINSHAW, Olivia	4
2. 7 ARCHULETA, Ashley	3
3. 4 YOUNG, Taryn	2
4. 5 tied at.....	1

Stolen bases

1. 21 ROBINSON, Peyton	8
2. 4 YOUNG, Taryn	4
3. 16 ROMERO, Leslie	2
0 HOWARD, Andrea	2
1 MARTINEZ, Briana	2

Stolen base pct

1. 7 ARCHULETA, Ashley	1.000
4 YOUNG, Taryn	1.000
16 ROMERO, Leslie	1.000
27 BIRKINSHAW, Olivia	1.000
5. 21 ROBINSON, Peyton	.800

Total plate appearances

1. 7 ARCHULETA, Ashley	196
2. 0 HOWARD, Andrea	192
3. 4 YOUNG, Taryn	184
4. 21 ROBINSON, Peyton	172
5. 1 MARTINEZ, Briana	169

Game starts

1. 4 YOUNG, Taryn	53
1 MARTINEZ, Briana	53
0 HOWARD, Andrea	53
7 ARCHULETA, Ashley	53
21 ROBINSON, Peyton	53

Putouts

1. 77 TUCK, Reyan	329
2. 16 ROMERO, Leslie	150
3. 7 ARCHULETA, Ashley	87
4. 4 YOUNG, Taryn	80
5. 0 HOWARD, Andrea	69

Fielding double plays

1. 77 TUCK, Reyan	11
2. 7 ARCHULETA, Ashley	9
3. 1 MARTINEZ, Briana	6
4. 20 BRAMSON, Emma	4
5. 6 VIGIL, Alexis	1

Steal attempts against

1. 17 LINTON, Amber	37
2. 16 ROMERO, Leslie	27
3. 5 BRODERICK, Sydney	16
34 GUINDON, Emma	16
5. 55 CAMERON, Janae	9

Earned run avg		
1.	28 FOHRMAN, Samantha	1.56
2.	34 GUINDON, Emma	3.53
3.	17 LINTON, Amber	4.02
4.	10 KOSTYSZYN, McKenna	5.48
5.	66 ROBERTS, Ashlyn	8.49

Wins		
1.	34 GUINDON, Emma	12
	17 LINTON, Amber	12
3.	28 FOHRMAN, Samantha	1
	66 ROBERTS, Ashlyn	1

Innings pitched		
1.	17 LINTON, Amber	156.2
2.	34 GUINDON, Emma	148.2
3.	66 ROBERTS, Ashlyn	15.2
4.	25 SANCHEZ, Brianna	10.2
5.	28 FOHRMAN, Samantha	9.0

Games started		
1.	17 LINTON, Amber	27
2.	34 GUINDON, Emma	22
3.	28 FOHRMAN, Samantha	2
4.	10 KOSTYSZYN, McKenna	1
	66 ROBERTS, Ashlyn	1

Wild pitches		
1.	17 LINTON, Amber	11
2.	34 GUINDON, Emma	9
3.	25 SANCHEZ, Brianna	6

Intentional BB allowed		
1.	34 GUINDON, Emma	2

Sac bunts allowed		
1.	34 GUINDON, Emma	13
2.	17 LINTON, Amber	12
3.	66 ROBERTS, Ashlyn	2

Runs allowed		
1.	28 FOHRMAN, Samantha	5
2.	10 KOSTYSZYN, McKenna	8
3.	25 SANCHEZ, Brianna	15
4.	66 ROBERTS, Ashlyn	25
5.	34 GUINDON, Emma	109

Doubles allowed		
1.	25 SANCHEZ, Brianna	3
	10 KOSTYSZYN, McKenna	3
3.	28 FOHRMAN, Samantha	4
4.	66 ROBERTS, Ashlyn	5
5.	17 LINTON, Amber	22

Opposing bat avg		
1.	34 GUINDON, Emma	.262
2.	28 FOHRMAN, Samantha	.270
3.	17 LINTON, Amber	.277
4.	25 SANCHEZ, Brianna	.295
5.	66 ROBERTS, Ashlyn	.403

Losses		
1.	17 LINTON, Amber	14
2.	34 GUINDON, Emma	11
3.	66 ROBERTS, Ashlyn	1
	25 SANCHEZ, Brianna	1

Batters struck out		
1.	17 LINTON, Amber	156
2.	34 GUINDON, Emma	109
3.	25 SANCHEZ, Brianna	9
4.	66 ROBERTS, Ashlyn	3
5.	2 tied at.....	2

Games finished		
1.	34 GUINDON, Emma	16
2.	17 LINTON, Amber	10
3.	25 SANCHEZ, Brianna	6
4.	66 ROBERTS, Ashlyn	5
5.	10 KOSTYSZYN, McKenna	2

Balks		
-------	--	--

Runners picked off		
1.	5 BRODERICK, Sydney	1

Sac flies allowed		
1.	17 LINTON, Amber	5
2.	34 GUINDON, Emma	4
3.	66 ROBERTS, Ashlyn	3

Earned runs allowed		
1.	28 FOHRMAN, Samantha	2
2.	10 KOSTYSZYN, McKenna	6
3.	25 SANCHEZ, Brianna	15
4.	66 ROBERTS, Ashlyn	19
5.	34 GUINDON, Emma	75

Triples allowed		
1.	25 SANCHEZ, Brianna	0
	10 KOSTYSZYN, McKenna	0
	28 FOHRMAN, Samantha	0
4.	66 ROBERTS, Ashlyn	1
5.	34 GUINDON, Emma	3

Won-loss pct		
1.	28 FOHRMAN, Samantha	1.000
2.	34 GUINDON, Emma	.522
3.	66 ROBERTS, Ashlyn	.500
4.	17 LINTON, Amber	.462
5.	25 SANCHEZ, Brianna	.000

Saves		
1.	17 LINTON, Amber	3
2.	34 GUINDON, Emma	1

Appearances		
1.	34 GUINDON, Emma	39
2.	17 LINTON, Amber	38
3.	25 SANCHEZ, Brianna	12
4.	66 ROBERTS, Ashlyn	9
5.	10 KOSTYSZYN, McKenna	6

Games in relief		
1.	34 GUINDON, Emma	17
2.	25 SANCHEZ, Brianna	12
3.	17 LINTON, Amber	11
4.	66 ROBERTS, Ashlyn	8
5.	10 KOSTYSZYN, McKenna	5

Hit batters		
1.	17 LINTON, Amber	36
2.	34 GUINDON, Emma	20
3.	66 ROBERTS, Ashlyn	6
4.	28 FOHRMAN, Samantha	1

Batters SO out looking		
1.	17 LINTON, Amber	56
2.	34 GUINDON, Emma	36
3.	25 SANCHEZ, Brianna	1

Hits allowed		
1.	28 FOHRMAN, Samantha	10
2.	25 SANCHEZ, Brianna	13
3.	10 KOSTYSZYN, McKenna	16
4.	66 ROBERTS, Ashlyn	29
5.	34 GUINDON, Emma	157

Walks allowed		
1.	28 FOHRMAN, Samantha	0
	10 KOSTYSZYN, McKenna	0
3.	66 ROBERTS, Ashlyn	5
4.	25 SANCHEZ, Brianna	11
5.	34 GUINDON, Emma	51

Home runs allowed		
1.	28 FOHRMAN, Samantha	0
2.	10 KOSTYSZYN, McKenna	1
3.	25 SANCHEZ, Brianna	3
4.	66 ROBERTS, Ashlyn	4
5.	17 LINTON, Amber	6

Multiple Hit Games	2	3	4	5+	Total
0 HOWARD, Andrea	12	3	-	-	15
7 ARCHULETA, Ashley	12	3	-	-	15
16 ROMERO, Leslie	11	2	-	-	13
21 ROBINSON, Peyton	8	1	1	-	10
20 BRAMSON, Emma	9	1	-	-	10
1 MARTINEZ, Briana	6	-	-	-	6
77 TUCK, Reyan	5	1	-	-	6
4 YOUNG, Taryn	5	-	-	-	5
27 BIRKINSHAW, Olivia	2	-	-	-	2
55 CAMERON, Janae	2	-	-	-	2
6 VIGIL, Alexis	1	-	-	-	1
2 MARTINEZ, Savana	1	-	-	-	1
24 SANDOVAL, Diamond	1	-	-	-	1
5 BRODERICK, Sydney	1	-	-	-	1
TEAM	76	11	1	0	88

Multiple RBI Games	2	3	4	5+	Total
0 HOWARD, Andrea	12	6	-	1	19
4 YOUNG, Taryn	3	3	-	-	6
7 ARCHULETA, Ashley	3	1	1	-	5
1 MARTINEZ, Briana	5	-	-	-	5
20 BRAMSON, Emma	3	-	-	1	4
77 TUCK, Reyan	3	-	-	-	3
21 ROBINSON, Peyton	2	-	-	-	2
16 ROMERO, Leslie	-	1	-	1	2
24 SANDOVAL, Diamond	2	-	-	-	2
5 BRODERICK, Sydney	1	-	-	-	1
55 CAMERON, Janae	1	-	-	-	1
12 BRAUN, Savannah	-	1	-	-	1
TEAM	35	12	1	3	51

Hitting Streaks	Longest	Current
21 ROBINSON, Peyton	21	1
7 ARCHULETA, Ashley	13	4
0 HOWARD, Andrea	9	3
77 TUCK, Reyan	9	-
4 YOUNG, Taryn	7	-
1 MARTINEZ, Briana	6	1
16 ROMERO, Leslie	6	-
5 BRODERICK, Sydney	4	-
20 BRAMSON, Emma	3	-
27 BIRKINSHAW, Olivia	3	-
24 SANDOVAL, Diamond	2	-
2 MARTINEZ, Savana	2	-
55 CAMERON, Janae	2	1
99 GONZALEZ, Aysiah	1	-
6 VIGIL, Alexis	1	-
12 BRAUN, Savannah	1	-

Reached Base Streaks	Longest	Current
0 HOWARD, Andrea	28	6
7 ARCHULETA, Ashley	22	4
21 ROBINSON, Peyton	21	1
77 TUCK, Reyan	12	-
1 MARTINEZ, Briana	10	1
20 BRAMSON, Emma	9	2
4 YOUNG, Taryn	9	-
16 ROMERO, Leslie	6	-
55 CAMERON, Janae	4	3
5 BRODERICK, Sydney	4	-
24 SANDOVAL, Diamond	3	-
2 MARTINEZ, Savana	3	-
27 BIRKINSHAW, Olivia	3	-
6 VIGIL, Alexis	2	-
12 BRAUN, Savannah	2	-
99 GONZALEZ, Aysiah	1	-

THE 2023 LOBOS



0 Evany Gonzalez

FR • INF • 5-1 • L/R

Alvin, Texas (Lutheran South Academy)

SEASON BESTS

Hits
Doubles
Triples
Home Runs
RBI
Runs
Walks
Stolen Bases

CAREER BESTS

Hits
Doubles
Triples
Home Runs
RBI
Runs
Walks
Stolen Bases

STREAKS

Current Career Best
Hitting
On-Base

MULTI-HIT GAMES

2 3 4 5+ TOTAL
2023

MULTI-RBI GAMES

2 3 4 5+ TOTAL
2023

2023 GAME-BY-GAME

DATE	OPPONENT	POS	AVG.	AB	R	H	2B	3B	HR	RBI	BB	SO	SB-ATT	E
2/9	Nicholls													
2/10	Oregon State													
2/10	LSU													
2/11	Oregon State													
2/11	LSU													
2/17	Buffalo													
2/18	Santa Clara													
2/18	Texas Tech													
2/19	UTEP													
2/19	UTEP													
2/22	CSU Bakersfield													
2/22	CSU Bakersfield													
2/24	Oklahoma State													
2/24	Creighton													
2/25	NM State													
2/25	Nebraska													
2/26	Nebraska													
3/1	UTEP													
3/1	UTEP													
3/3	Houston													
3/3	Arizona State													
3/4	Washington													
3/4	GCU													
3/5	Charlotte													
3/10	Manhattan													
3/10	Buffalo													
3/11	Buffalo													
3/11	Texas Tech													
3/12	Texas Tech													
3/15	Weber State													
3/17	Utah State													
3/18	Utah State													
3/19	Utah State													
3/24	San José State													
3/25	San José State													
3/26	San José State													
3/28	NM State													
3/31	Fresno State													
4/1	Fresno State													
4/2	Fresno State													
4/6	Boise State													
4/7	Boise State													
4/8	Boise State													
4/15	Colorado State													
4/16	Colorado State													
4/21	San Diego State													
4/22	San Diego State													
4/23	San Diego State													
4/28	Nevada													
4/29	Nevada													
4/30	Nevada													
5/5	UNLV													
5/6	UNLV													

CAREER STATS

HIGHLIGHTS

- Majoring in mechanical engineering
- Named first team all-district, first team all-state
- Played for the Hotshots

THE 2023 LOBOS


1 Briana Martinez

SR • UT • 5-3 • R/R

Albuquerque, N.M. (Rio Rancho HS)

SEASON BESTS

 Hits
 Doubles
 Triples
 Home Runs
 RBI
 Runs
 Walks
 Stolen Bases

CAREER BESTS

Hits	3	2x, last: Northern Colo. (2/14/20)
Doubles	2	2, Northern Colorado (3/1/20)
Triples	1	Nevada (4/10/21)
Home Runs	2	Fresno State (4/14/22)
RBI	2	10x, last: Fresno State (4/14/22)
Runs	3	2x, last: Maine (3/12/22)
Walks	2	3x, last: La Salle (2/29/20)
Stolen Bases	1	5x, last: La Salle (2/28/20)

STREAKS

	Current	Career Best
Hitting		6
On-Base		22

MULTI-HIT GAMES

	2	3	4	5+	TOTAL
2020	4	2	-	-	6
2021	3	-	-	-	3
2022	6	-	-	-	6
2023					

MULTI-RBI GAMES

	2	3	4	5+	TOTAL
2020	5	-	-	-	5
2021	1	-	-	-	-
2022	5	-	-	-	5
2023					

2023 GAME-BY-GAME

DATE	OPPONENT	POS	AVG.	AB	R	H	2B	3B	HR	RBI	BB	SO	SB-ATT	E
2/9	Nicholls													
2/10	Oregon State													
2/10	LSU													
2/11	Oregon State													
2/11	LSU													
2/17	Buffalo													
2/18	Santa Clara													
2/18	Texas Tech													
2/19	UTEP													
2/19	UTEP													
2/22	CSU Bakersfield													
2/22	CSU Bakersfield													
2/24	Oklahoma State													
2/24	Creighton													
2/25	NM State													
2/25	Nebraska													
2/26	Nebraska													
3/1	UTEP													
3/1	UTEP													
3/3	Houston													
3/3	Arizona State													
3/4	Washington													
3/4	GCU													
3/5	Charlotte													
3/10	Manhattan													
3/10	Buffalo													
3/11	Buffalo													
3/11	Texas Tech													
3/12	Texas Tech													
3/15	Weber State													
3/17	Utah State													
3/18	Utah State													
3/19	Utah State													
3/24	San José State													
3/25	San José State													
3/28	NM State													
3/26	San José State													
3/31	Fresno State													
4/1	Fresno State													
4/2	Fresno State													
4/6	Boise State													
4/7	Boise State													
4/8	Boise State													
4/15	Colorado State													
4/16	Colorado State													
4/21	San Diego State													
4/22	San Diego State													
4/23	San Diego State													
4/28	Nevada													
4/29	Nevada													
4/30	Nevada													
5/5	UNLV													
5/6	UNLV													

CAREER STATS

SEASON	GP	GS	AVG.	AB	R	H	2B	3B	HR	RBI	TB	SLG%	BB	SO	HBP	OB%	SF	SH	SB-SA	PO	A	E	FLD%
2020	26	26	.286	70	13	20	5	0	2	14	31	.443	20	15	1	.451	0	0	5-5	31	1	2	.941
2021	43	43	.186	102	8	19	5	1	1	10	29	.284	13	39	3	.297	0	2	5-5	52	43	4	.960
2022	53	53	.243	136	21	33	5	0	7	19	59	.434	25	37	1	.362	1	6	2-3	57	92	15	.909
TOTAL	122	122	.234	308	42	72	15	1	10	43	119	.386	58	91	5	.363	1	8	12-13	140	136	21	.929

HIGHLIGHTS

- Has missed just 3 games in her Lobo career
- Has played 50 games in left, 41 games at third and 31 at shortstop
- Played shortstop in 31 games and third in 22 games last season, 19 games at third and 24 in left as a sophomore and all 26 games in left as a freshman
- Hit 6th in 28 games last season
- 2nd on the team in slugging percentage (.434) and walks (25), tied for 2nd in home runs, 3rd in total bases (59), 4th in on-base percentage (.362) last season
- Started her freshman season with a 22-game on-base streak
- Named to the MW All-Conference Team as a freshman

THE 2023 LOBOS



2 Savana Martinez

RS-SO • C • 5-3 • R/R
Albuquerque, N.M. (Rio Rancho HS)

SEASON BESTS

Hits
Doubles
Triples
Home Runs
RBI
Runs
Walks
Runner CS

CAREER BESTS

Hits 2 Maine (3/12/22)
Doubles 1 Wisconsin (3/13/22)
Triples
Home Runs
RBI 1 2x, last: Nevada (4/23/22)
Runs 1 2x, last: Wisconsin (3/13/22)
Walks 1 3x, last: Colorado State (4/9/22)
Runner CS 1 Maine (3/12/22)

STREAKS

	Current	Career Best
Hitting		2
On-Base		3

MULTI-HIT GAMES

	2	3	4	5+	TOTAL
2022	1	-	-	-	1
2023					

MULTI-RBI GAMES

	2	3	4	5+	TOTAL
2022	-	-	-	-	-
2023					

2023 GAME-BY-GAME

DATE	OPPONENT	POS	AVG.	AB	R	H	2B	3B	HR	RBI	BB	SO	SB-ATT	E
2/9	Nicholls													
2/10	Oregon State													
2/10	LSU													
2/11	Oregon State													
2/11	LSU													
2/17	Buffalo													
2/18	Santa Clara													
2/18	Texas Tech													
2/19	UTEP													
2/19	UTEP													
2/22	CSU Bakersfield													
2/22	CSU Bakersfield													
2/24	Oklahoma State													
2/24	Creighton													
2/25	NM State													
2/25	Nebraska													
2/26	Nebraska													
3/1	UTEP													
3/1	UTEP													
3/3	Houston													
3/3	Arizona State													
3/4	Washington													
3/4	GCU													
3/5	Charlotte													
3/10	Manhattan													
3/10	Buffalo													
3/11	Buffalo													
3/11	Texas Tech													
3/12	Texas Tech													
3/15	Weber State													
3/17	Utah State													
3/18	Utah State													
3/19	Utah State													
3/24	San José State													
3/25	San José State													
3/26	San José State													
3/28	NM State													
3/31	Fresno State													
4/1	Fresno State													
4/2	Fresno State													
4/6	Boise State													
4/7	Boise State													
4/8	Boise State													
4/15	Colorado State													
4/16	Colorado State													
4/21	San Diego State													
4/22	San Diego State													
4/23	San Diego State													
4/28	Nevada													
4/29	Nevada													
4/30	Nevada													
5/5	UNLV													
5/6	UNLV													

CAREER STATS

SEASON	GP	GS	AVG.	AB	R	H	2B	3B	HR	RBI	TB	SLG%	BB	SO	HBP	OB%	SF	SH	SB-SA	PO	A	E	FLD%
2022	12	7	.200	20	2	4	2	0	0	2	6	.300	3	7	0	.304	0	0	0-0	33	1	0	1.000
TOTAL	12	7	.200	20	2	4	2	0	0	2	6	.300	3	7	0	.304	0	0	0-0	33	1	0	1.000

HIGHLIGHTS

- Started 7 games at catcher
- Hit 8th in 5 games and 9th in 2 games
- First collegiate hit and RBI came against Maine on March 12, 2022

THE 2023 LOBOS



3 Rachael Hathoot

RS-JR • INF • 5-8 • R/R
Albuquerque, N.M. (La Cueva HS)

SEASON BESTS

Hits
Doubles
Triples
Home Runs
RBI
Runs
Walks
Stolen Bases

CAREER BESTS

Hits	2	13x, last: Utah St. (5/15/21)
Doubles	2	2x, last: San José State (5/8/21)
Triples	1	2x, last: South Dakota (2/29/20)
Home Runs	1	5x, last: Utah St. (5/14/21)
RBI	3	San José State (5/8/21)
Runs	2	8x, last: San José State (5/8/21)
Walks	2	Weber State (2/7/20)
Stolen Bases	2	Texas (3/20/21)

STREAKS

	Current	Career Best
Hitting		6
On-Base		10

MULTI-HIT GAMES

	2	3	4	5+	TOTAL
2020	5	-	-	-	5
2021	8	-	-	-	8
2023					

MULTI-RBI GAMES

	2	3	4	5+	TOTAL
2020	4	-	-	-	4
2021	4	1	-	-	5
2023					

2023 GAME-BY-GAME

DATE	OPPONENT	POS	AVG.	AB	R	H	2B	3B	HR	RBI	BB	SO	SB-ATT	E
2/9	Nicholls													
2/10	Oregon State													
2/10	LSU													
2/11	Oregon State													
2/11	LSU													
2/17	Buffalo													
2/18	Santa Clara													
2/18	Texas Tech													
2/19	UTEP													
2/19	UTEP													
2/22	CSU Bakersfield													
2/22	CSU Bakersfield													
2/24	Oklahoma State													
2/24	Creighton													
2/25	NM State													
2/25	Nebraska													
2/26	Nebraska													
3/1	UTEP													
3/1	UTEP													
3/3	Houston													
3/3	Arizona State													
3/4	Washington													
3/4	GCU													
3/5	Charlotte													
3/10	Manhattan													
3/10	Buffalo													
3/11	Buffalo													
3/11	Texas Tech													
3/12	Texas Tech													
3/15	Weber State													
3/17	Utah State													
3/18	Utah State													
3/19	Utah State													
3/24	San José State													
3/25	San José State													
3/26	San José State													
3/28	NM State													
3/31	Fresno State													
4/1	Fresno State													
4/2	Fresno State													
4/6	Boise State													
4/7	Boise State													
4/8	Boise State													
4/15	Colorado State													
4/16	Colorado State													
4/21	San Diego State													
4/22	San Diego State													
4/23	San Diego State													
4/28	Nevada													
4/29	Nevada													
4/30	Nevada													
5/5	UNLV													
5/6	UNLV													

CAREER STATS

SEASON	GP	GS	AVG.	AB	R	H	2B	3B	HR	RBI	TB	SLG%	BB	SO	HBP	OB%	SF	SH	SB-SA	PO	A	E	FLD%
2020	26	26	.250	84	19	21	6	2	1	12	34	.405	7	8	3	.330	0	2	0-1	38	47	6	.934
2021	46	46	.241	133	18	32	10	0	4	20	54	.406	9	25	2	.299	0	2	9-12	96	79	11	.941
TOTAL	72	72	.244	217	37	53	16	2	5	32	88	.406	16	33	5	.311	0	4	9-13	134	126	17	.939

HIGHLIGHTS

- Missed 2022 season due to injury
- Started every game her first 2 years
- Started all 46 games, playing second for 42 games and catcher for 4 in 2021
- Named Mountain West Player of the Week on May 11, 2021
- Started all 26 games at third base as a freshman
- Hit leadoff in 14 games and 2nd in 12 games as a freshman, hit leadoff in 8 games, 3rd in 3, cleanup in 27 games, 5th in 6 games and 6th in 2 games as a sophomore
- Double majoring in speech and hearing sciences and psychology

THE 2023 LOBOS



4 Jenna Trim

JR • P/UT • 5-7 • R/R
North Curl Curl, NSW, Australia
(Pensacola State)

SEASON BESTS

IP (high)
H (low)
R (low)
ER (low)
BB (low)
SO (high)
BF (high)
NP (high)

CAREER BESTS

IP (high)
H (low)
R (low)
ER (low)
BB (low)
SO (high)
BF (high)
NP (high)

SEASON BESTS

Hits
Doubles
Triples
Home Runs
RBI
Runs
Walks
Stolen Bases

STREAKS

Current Career Best
Scoreless IP
Consecutive W

MULTI-HIT GAMES

2023

MULTI-RBI GAMES

2023

PITCHING SUPERLATIVES (MIN. 4.0 IP)

Season Career
5+ K
10+ K
1 R or Less
Shutout

2023 GAME-BY-GAME

DATE	OPPONENT	POS	AVG.	AB	R	H	2B	3B	HR	RBI	BB	SO	SB-ATT	E
2/9	Nicholls													
2/10	Oregon State													
2/10	LSU													
2/11	Oregon State													
2/11	LSU													
2/17	Buffalo													
2/18	Santa Clara													
2/18	Texas Tech													
2/19	UTEP													
2/19	UTEP													
2/22	CSU Bakersfield													
2/22	CSU Bakersfield													
2/24	Oklahoma State													
2/24	Creighton													
2/25	NM State													
2/25	Nebraska													
2/26	Nebraska													
3/1	UTEP													
3/1	UTEP													
3/3	Houston													
3/3	Arizona State													
3/4	Washington													
3/4	GCU													
3/5	Charlotte													
3/10	Manhattan													
3/10	Buffalo													
3/11	Buffalo													
3/11	Texas Tech													
3/12	Texas Tech													
3/15	Weber State													
3/17	Utah State													
3/18	Utah State													
3/19	Utah State													
3/24	San José State													
3/25	San José State													
3/26	San José State													
3/28	NM State													
3/31	Fresno State													
4/1	Fresno State													
4/2	Fresno State													
4/6	Boise State													
4/7	Boise State													
4/8	Boise State													
4/15	Colorado State													
4/16	Colorado State													
4/21	San Diego State													
4/22	San Diego State													
4/23	San Diego State													
4/28	Nevada													
4/29	Nevada													
4/30	Nevada													
5/5	UNLV													
5/6	UNLV													

CAREER STATS

SEASON	GS	APP	CG	W-L	ERA	SV	IP	H	R	ER	BB	SO	K/7	PO	A	E	FLD%
2021	6	7	5	6-0	0.18	0	39.0	13	3	1	11	40	7.18	4	6	0	1.000
2022	6	9	2	4-3	2.97	0	35.1	30	20	15	14	43	8.52	176	31	11	.950
TOTAL	12	16	7	10-3	1.51	0	74.1	43	23	16	25	83	7.82	180	37	11	.952

HIGHLIGHTS

- Signed with UNM on July 5, 2022
- Can pitch and play infield
- Spent first two years at Pensacola State

THE 2023 LOBOS



5 Emmalyn Brinka

FR • P • 6-0 • R/R
Chandler, Ariz. (Corona del Sol HS)

SEASON BESTS

IP (high)
H (low)
R (low)
ER (low)
BB (low)
SO (high)
BF (high)
NP (high)

CAREER BESTS

IP (high)
H (low)
R (low)
ER (low)
BB (low)
SO (high)
BF (high)
NP (high)

STREAKS

	Current	Career Best
Scoreless IP		
Consecutive W		

PITCHING SUPERLATIVES (MIN. 4.0 IP)

	Season	Career
5+ K		
10+ K		
1 R or Less		
Shutout		

2023 GAME-BY-GAME

DATE	OPPONENT	POS	AVG.	AB	R	H	2B	3B	HR	RBI	BB	SO	SB-ATT	E
2/9	Nicholls													
2/10	Oregon State													
2/10	LSU													
2/11	Oregon State													
2/11	LSU													
2/17	Buffalo													
2/18	Santa Clara													
2/18	Texas Tech													
2/19	UTEP													
2/19	UTEP													
2/22	CSU Bakersfield													
2/22	CSU Bakersfield													
2/24	Oklahoma State													
2/24	Creighton													
2/25	NM State													
2/25	Nebraska													
2/26	Nebraska													
3/1	UTEP													
3/1	UTEP													
3/3	Houston													
3/3	Arizona State													
3/4	Washington													
3/4	GCU													
3/5	Charlotte													
3/10	Manhattan													
3/10	Buffalo													
3/11	Buffalo													
3/11	Texas Tech													
3/12	Texas Tech													
3/15	Weber State													
3/17	Utah State													
3/18	Utah State													
3/19	Utah State													
3/24	San José State													
3/25	San José State													
3/26	San José State													
3/28	NM State													
3/31	Fresno State													
4/1	Fresno State													
4/2	Fresno State													
4/6	Boise State													
4/7	Boise State													
4/8	Boise State													
4/15	Colorado State													
4/16	Colorado State													
4/21	San Diego State													
4/22	San Diego State													
4/23	San Diego State													
4/28	Nevada													
4/29	Nevada													
4/30	Nevada													
5/5	UNLV													
5/6	UNLV													

CAREER STATS

HIGHLIGHTS

- Signed with UNM on July 29, 2022
- Played for Storm Telesco.
- Majoring in business administration

THE 2023 LOBOS



6 Alexis Vigil

SR • INF • 5-0 • R/R

Albuquerque, N.M. (Rio Rancho HS)

SEASON BESTS

Hits
Doubles
Triples
Home Runs
RBI
Runs
Walks
Stolen Bases

CAREER BESTS

Hits 2 North Dakota St. (2/25/22)
Doubles
Triples
Home Runs
RBI 1 2x, last: N. Dakota St. (2/25/22)
Runs 1 6x, last: NMSU (3/8/22)
Walks 2 NMSU (3/8/22)
Stolen Bases

STREAKS

	Current	Career Best
Hitting	1	
On-Base	2	

MULTI-HIT GAMES

	2	3	4	5+	TOTAL
2021	-	-	-	-	-
2022	1	-	-	-	1
2023					

MULTI-RBI GAMES

	2	3	4	5+	TOTAL
2021	-	-	-	-	-
2022	-	-	-	-	-
2023					

2023 GAME-BY-GAME

DATE	OPPONENT	POS	AVG.	AB	R	H	2B	3B	HR	RBI	BB	SO	SB-ATT	E
2/9	Nicholls													
2/10	Oregon State													
2/10	LSU													
2/11	Oregon State													
2/11	LSU													
2/17	Buffalo													
2/18	Santa Clara													
2/18	Texas Tech													
2/19	UTEP													
2/19	UTEP													
2/22	CSU Bakersfield													
2/22	CSU Bakersfield													
2/24	Oklahoma State													
2/24	Creighton													
2/25	NM State													
2/25	Nebraska													
2/26	Nebraska													
3/1	UTEP													
3/1	UTEP													
3/3	Houston													
3/3	Arizona State													
3/4	Washington													
3/4	GCU													
3/5	Charlotte													
3/10	Manhattan													
3/10	Buffalo													
3/11	Buffalo													
3/11	Texas Tech													
3/12	Texas Tech													
3/15	Weber State													
3/17	Utah State													
3/18	Utah State													
3/19	Utah State													
3/24	San José State													
3/25	San José State													
3/26	San José State													
3/28	NM State													
3/31	Fresno State													
4/1	Fresno State													
4/2	Fresno State													
4/6	Boise State													
4/7	Boise State													
4/8	Boise State													
4/15	Colorado State													
4/16	Colorado State													
4/21	San Diego State													
4/22	San Diego State													
4/23	San Diego State													
4/28	Nevada													
4/29	Nevada													
4/30	Nevada													
5/5	UNLV													
5/6	UNLV													

CAREER STATS

SEASON	GP	GS	AVG.	AB	R	H	2B	3B	HR	RBI	TB	SLG%	BB	SO	HBP	OB%	SF	SH	SB-SA	PO	A	E	FLD%
2021	14	7	.045	22	2	1	0	0	0	1	1	.045	1	11	0	.083	1	0	0-0	7	12	1	.950
2022	17	3	.222	9	4	2	0	0	0	1	2	.222	4	4	0	.462	0	0	0-0	5	9	4	.778
TOTAL	31	10	.097	31	6	3	0	0	0	2	3		5	15	0		1	0	0-0	12	21	5	

HIGHLIGHTS

- Started 2 games at second and a game at DP in 2022
- Started 5 games at second and 2 games at DP in 2021
- Hit 7th in 1 game, 8th in 5 games and 9th in 1 game in 2021 and hit 8th in all 3 starts in 2022
- Graduated in December with a BA in liberal arts

THE 2023 LOBOS



7 Ashley Archuleta

SO • INF • 5-4 • R/R
Rio Rancho, N.M. (Cleveland HS)

SEASON BESTS

Hits	
Doubles	
Triples	
Home Runs	
RBI	
Runs	
Walks	
Stolen Bases	

CAREER BESTS

Hits	3	3x, last: at SJSU, 3-20-22
Doubles	2	NMSU, 3-8-22
Triples	1	NMSU, 3-8-22
Home Runs	2	Fresno State, 4-15-22
RBI	4	Fresno State, 4-15-22
Runs	2	6x, last: at Nevada, 4-23-22
Walks	3	Nevada, 4-23-22
Stolen Bases	1	at NMSU, 3-22-22

STREAKS

	Current	Career Best
Hitting	4	13
On-Base	4	22

MULTI-HIT GAMES

	2	3	4	5+	TOTAL
2022	12	3	-	-	15
2023					

MULTI-RBI GAMES

	2	3	4	5+	TOTAL
2022	3	1	1	-	5
2023					

2023 GAME-BY-GAME

DATE	OPPONENT	POS	AVG.	AB	R	H	2B	3B	HR	RBI	BB	SO	SB-ATT	E
2/9	Nicholls													
2/10	Oregon State													
2/10	LSU													
2/11	Oregon State													
2/11	LSU													
2/17	Buffalo													
2/18	Santa Clara													
2/18	Texas Tech													
2/19	UTEP													
2/19	UTEP													
2/22	CSU Bakersfield													
2/22	CSU Bakersfield													
2/24	Oklahoma State													
2/24	Creighton													
2/25	NM State													
2/25	Nebraska													
2/26	Nebraska													
3/1	UTEP													
3/1	UTEP													
3/3	Houston													
3/3	Arizona State													
3/4	Washington													
3/4	GCU													
3/5	Charlotte													
3/10	Manhattan													
3/10	Buffalo													
3/11	Buffalo													
3/11	Texas Tech													
3/12	Texas Tech													
3/15	Weber State													
3/17	Utah State													
3/18	Utah State													
3/19	Utah State													
3/24	San José State													
3/25	San José State													
3/26	San José State													
3/28	NM State													
3/31	Fresno State													
4/1	Fresno State													
4/2	Fresno State													
4/6	Boise State													
4/7	Boise State													
4/8	Boise State													
4/15	Colorado State													
4/16	Colorado State													
4/21	San Diego State													
4/22	San Diego State													
4/23	San Diego State													
4/28	Nevada													
4/29	Nevada													
4/30	Nevada													
5/5	UNLV													
5/6	UNLV													

CAREER STATS

SEASON	GP	GS	AVG.	AB	R	H	2B	3B	HR	RBI	TB	SLG%	BB	SO	HBP	OB%	SF	SH	SB-SA	PO	A	E	FLD%
2022	53	53	.326	172	29	56	9	1	2	21	73	.424	20	36	3	.405	0	1	1-1	87	100	15	.926
TOTAL	53	53	.326	172	29	56	9	1	2	21	73	.424	20	36	3	.405	0	1	1-1	87	100	15	.926

HIGHLIGHTS

- All-Conference First Team in 2022
- Played 51 games at second, 1 game at shortstop and 1 game as DP last season
- Led off in 29 games, hit 2nd in 21 games, 4th in 2 games, 6th in 1 game
- 2nd on the team in total bases (73), hits (56) and doubles (9) as a freshman
- Ended the season on a 4-game hitting streak

THE 2023 LOBOS



8 Bella Mitchell

FR • P • 5-6 • R/R

New Braunfels, Texas (Canyon HS)

SEASON BESTS

IP (high)
H (low)
R (low)
ER (low)
BB (low)
SO (high)
BF (high)
NP (high)

CAREER BESTS

Hits
Doubles
Triples
Home Runs
RBI
Runs
Walks
Stolen Bases

STREAKS

Current Career Best
Scoreless IP
Consecutive W

PITCHING SUPERLATIVES (MIN. 4.0 IP)

Season Career
5+ K
10+ K
1 R or Less
Shutout

2023 GAME-BY-GAME

DATE	OPPONENT	POS	AVG.	AB	R	H	2B	3B	HR	RBI	BB	SO	SB-ATT	E
2/9	Nicholls													
2/10	Oregon State													
2/10	LSU													
2/11	Oregon State													
2/11	LSU													
2/17	Buffalo													
2/18	Santa Clara													
2/18	Texas Tech													
2/19	UTEP													
2/19	UTEP													
2/22	CSU Bakersfield													
2/22	CSU Bakersfield													
2/24	Oklahoma State													
2/24	Creighton													
2/25	NM State													
2/25	Nebraska													
2/26	Nebraska													
3/1	UTEP													
3/1	UTEP													
3/3	Houston													
3/3	Arizona State													
3/4	Washington													
3/4	GCU													
3/5	Charlotte													
3/10	Manhattan													
3/10	Buffalo													
3/11	Buffalo													
3/11	Texas Tech													
3/12	Texas Tech													
3/15	Weber State													
3/17	Utah State													
3/18	Utah State													
3/19	Utah State													
3/24	San José State													
3/25	San José State													
3/26	San José State													
3/28	NM State													
3/31	Fresno State													
4/1	Fresno State													
4/2	Fresno State													
4/6	Boise State													
4/7	Boise State													
4/8	Boise State													
4/15	Colorado State													
4/16	Colorado State													
4/21	San Diego State													
4/22	San Diego State													
4/23	San Diego State													
4/28	Nevada													
4/29	Nevada													
4/30	Nevada													
5/5	UNLV													
5/6	UNLV													

CAREER STATS

HIGHLIGHTS

- Theatre major
- Named the District 5A Pitcher of the Year and was all-academic 2019-21
- District champions in 2019, placing fourth in the state

THE 2023 LOBOS



9 Seleste Compian

FR • OF • 5-1 • L/R
Rosenberg, Texas (George Ranch HS)

SEASON BESTS

Hits
Doubles
Triples
Home Runs
RBI
Runs
Walks
Stolen Bases

CAREER BESTS

Hits
Doubles
Triples
Home Runs
RBI
Runs
Walks
Stolen Bases

STREAKS

Current Career Best
Hitting
On-Base

MULTI-HIT GAMES

	2	3	4	5+	TOTAL
2023					

MULTI-RBI GAMES

	2	3	4	5+	TOTAL
2023					

2023 GAME-BY-GAME

DATE	OPPONENT	POS	AVG.	AB	R	H	2B	3B	HR	RBI	BB	SO	SB-ATT	E
2/9	Nicholls													
2/10	Oregon State													
2/10	LSU													
2/11	Oregon State													
2/11	LSU													
2/17	Buffalo													
2/18	Santa Clara													
2/18	Texas Tech													
2/19	UTEP													
2/19	UTEP													
2/22	CSU Bakersfield													
2/22	CSU Bakersfield													
2/24	Oklahoma State													
2/24	Creighton													
2/25	NM State													
2/25	Nebraska													
2/26	Nebraska													
3/1	UTEP													
3/1	UTEP													
3/3	Houston													
3/3	Arizona State													
3/4	Washington													
3/4	GCU													
3/5	Charlotte													
3/10	Manhattan													
3/10	Buffalo													
3/11	Buffalo													
3/11	Texas Tech													
3/12	Texas Tech													
3/15	Weber State													
3/17	Utah State													
3/18	Utah State													
3/19	Utah State													
3/24	San José State													
3/25	San José State													
3/26	San José State													
3/28	NM State													
3/31	Fresno State													
4/1	Fresno State													
4/2	Fresno State													
4/6	Boise State													
4/7	Boise State													
4/8	Boise State													
4/15	Colorado State													
4/16	Colorado State													
4/21	San Diego State													
4/22	San Diego State													
4/23	San Diego State													
4/28	Nevada													
4/29	Nevada													
4/30	Nevada													
5/5	UNLV													
5/6	UNLV													

CAREER STATS

HIGHLIGHTS

- Undecided on major
- Played for the Texas Bombers
- All-district infielder in 2021 and honorable mention all-district infielder in 2019

THE 2023 LOBOS



12 Savannah Braun

JR • OF • 5-10 • R/R

Tualatin, Ore. (Tualatin HS)

SEASON BESTS

Hits
Doubles
Triples
Home Runs
RBI
Runs
Walks
Stolen Bases

CAREER BESTS

Hits 1 4x, last: NMSU (3/22/22)
Doubles
Triples
Home Runs 1 at NMSU (3/22/22)
RBI 3 at NMSU (3/22/22)
Runs 1 2x, last: at NMSU (3/22/22)
Walks 1 3x, last: Maine (3/12/22)
Total Bases 4 at NMSU (3/22/22)

STREAKS

	Current	Career Best
Hitting		2
On-Base		2

MULTI-HIT GAMES

	2	3	4	5+	TOTAL
2021	-	-	-	-	-
2022	-	-	-	-	-
2023					

MULTI-RBI GAMES

	2	3	4	5+	TOTAL
2021	-	-	-	-	-
2022	-	1	-	-	1
2023					

2023 GAME-BY-GAME

DATE	OPPONENT	POS	AVG.	AB	R	H	2B	3B	HR	RBI	BB	SO	SB-ATT	E
2/9	Nicholls													
2/10	Oregon State													
2/10	LSU													
2/11	Oregon State													
2/11	LSU													
2/17	Buffalo													
2/18	Santa Clara													
2/18	Texas Tech													
2/19	UTEP													
2/19	UTEP													
2/22	CSU Bakersfield													
2/22	CSU Bakersfield													
2/24	Oklahoma State													
2/24	Creighton													
2/25	NM State													
2/25	Nebraska													
2/26	Nebraska													
3/1	UTEP													
3/1	UTEP													
3/3	Houston													
3/3	Arizona State													
3/4	Washington													
3/4	GCU													
3/5	Charlotte													
3/10	Manhattan													
3/10	Buffalo													
3/11	Buffalo													
3/11	Texas Tech													
3/12	Texas Tech													
3/15	Weber State													
3/17	Utah State													
3/18	Utah State													
3/19	Utah State													
3/24	San José State													
3/25	San José State													
3/26	San José State													
3/28	NM State													
3/31	Fresno State													
4/1	Fresno State													
4/2	Fresno State													
4/6	Boise State													
4/7	Boise State													
4/8	Boise State													
4/15	Colorado State													
4/16	Colorado State													
4/21	San Diego State													
4/22	San Diego State													
4/23	San Diego State													
4/28	Nevada													
4/29	Nevada													
4/30	Nevada													
5/5	UNLV													
5/6	UNLV													

CAREER STATS

SEASON	GP	GS	AVG.	AB	R	H	2B	3B	HR	RBI	TB	SLG%	BB	SO	HBP	OB%	SF	SH	SB-SA	PO	A	E	FLD%
2021	4	1	.500	4	0	2	0	0	0	0	2	.500	2	2	0	.667	0	0	0-0	0	0	0	.000
2022	5	0	.500	4	2	2	0	0	1	4	5	1.250	1	0	0	.600	0	0	0-0	0	0	0	.000
TOTAL	9	1	.500	8	2	4	0	0	1	4	7	.875	3	2	0	.636	0	0	0-0	0	0	0	.000

HIGHLIGHTS

- Hit a pinch-hit 3-run HR at New Mexico on March 22 for her first collegiate HR
- Hit against Tarleton on Feb. 27 ended the game in a run-rule win
- Start was as the designated player against Utah State on May 15, 2021

THE 2023 LOBOS



13 Elizabeth Baylor

FR • OF • 5-8 • R/R

Richmond, Texas (Churchill Fulshear HS)

SEASON BESTS

Hits

Doubles

Triples

Home Runs

RBI

Runs

Walks

Stolen Bases

CAREER BESTS

Hits

Doubles

Triples

Home Runs

RBI

Runs

Walks

Stolen Bases

STREAKS

Current

Career Best

Hitting

On-Base

MULTI-HIT GAMES

2

3

4

5+

TOTAL

2023

MULTI-RBI GAMES

2

3

4

5+

TOTAL

2023

2023 GAME-BY-GAME														
DATE	OPPONENT	POS	AVG.	AB	R	H	2B	3B	HR	RBI	BB	SO	SB-ATT	E
2/9	Nicholls													
2/10	Oregon State													
2/10	LSU													
2/11	Oregon State													
2/11	LSU													
2/17	Buffalo													
2/18	Santa Clara													
2/18	Texas Tech													
2/19	UTEP													
2/19	UTEP													
2/22	CSU Bakersfield													
2/22	CSU Bakersfield													
2/24	Oklahoma State													
2/24	Creighton													
2/25	NM State													
2/25	Nebraska													
2/26	Nebraska													
3/1	UTEP													
3/1	UTEP													
3/3	Houston													
3/3	Arizona State													
3/4	Washington													
3/4	GCU													
3/5	Charlotte													
3/10	Manhattan													
3/10	Buffalo													
3/11	Buffalo													
3/11	Texas Tech													
3/12	Texas Tech													
3/15	Weber State													
3/17	Utah State													
3/18	Utah State													
3/19	Utah State													
3/24	San José State													
3/25	San José State													
3/26	San José State													
3/28	NM State													
3/31	Fresno State													
4/1	Fresno State													
4/2	Fresno State													
4/6	Boise State													
4/7	Boise State													
4/8	Boise State													
4/15	Colorado State													
4/16	Colorado State													
4/21	San Diego State													
4/22	San Diego State													
4/23	San Diego State													
4/28	Nevada													
4/29	Nevada													
4/30	Nevada													
5/5	UNLV													
5/6	UNLV													

CAREER STATS

HIGHLIGHTS

- Psychology major
- Played for the Houston Power, Aces Express and Texas Bombers.
- Named to the 4A Second Team All-District and the 5A Second Team All-District and was the school record holder for stolen bases



THE 2023 LOBOS



14 Taylor Snow

RS-SO • P • 5-10 • R/R
Columbia, La.. (Louisiana)

SEASON BESTS

IP (high)
H (low)
R (low)
ER (low)
BB (low)
SO (high)
BF (high)
NP (high)

CAREER BESTS

IP (high)
H (low)
R (low)
ER (low)
BB (low)
SO (high)
BF (high)
NP (high)

STREAKS

Current Career Best
Scoreless IP
Consecutive W

PITCHING SUPERLATIVES (MIN. 4.0 IP)

Season Career
5+ K
10+ K
1 R or Less
Shutout

2023 GAME-BY-GAME

DATE	OPPONENT	POS	AVG.	AB	R	H	2B	3B	HR	RBI	BB	SO	SB-ATT	E
2/9	Nicholls													
2/10	Oregon State													
2/10	LSU													
2/11	Oregon State													
2/11	LSU													
2/17	Buffalo													
2/18	Santa Clara													
2/18	Texas Tech													
2/19	UTEP													
2/19	UTEP													
2/22	CSU Bakersfield													
2/22	CSU Bakersfield													
2/24	Oklahoma State													
2/24	Creighton													
2/25	NM State													
2/25	Nebraska													
2/26	Nebraska													
3/1	UTEP													
3/1	UTEP													
3/3	Houston													
3/3	Arizona State													
3/4	Washington													
3/4	GCU													
3/5	Charlotte													
3/10	Manhattan													
3/10	Buffalo													
3/11	Buffalo													
3/11	Texas Tech													
3/12	Texas Tech													
3/15	Weber State													
3/17	Utah State													
3/18	Utah State													
3/19	Utah State													
3/24	San José State													
3/25	San José State													
3/26	San José State													
3/28	NM State													
3/31	Fresno State													
4/1	Fresno State													
4/2	Fresno State													
4/6	Boise State													
4/7	Boise State													
4/8	Boise State													
4/15	Colorado State													
4/16	Colorado State													
4/21	San Diego State													
4/22	San Diego State													
4/23	San Diego State													
4/28	Nevada													
4/29	Nevada													
4/30	Nevada													
5/5	UNLV													
5/6	UNLV													

CAREER STATS

HIGHLIGHTS

- First signee for Coach Dickson and staff (signed June 17, 2022)
- Redshirted at Louisiana
- Was a three-time first team all-state and all-district pitcher and pitched the Tigers to three consecutive state championship game appearances, earning the title her freshman season

THE 2023 LOBOS



16 Leslie Romero

SR • C • 5-4 • R/R
Gonzales, Calif. (Salinas HS)

SEASON BESTS

Hits
Doubles
Triples
Home Runs
RBI
Runs
Walks
Stolen Bases

CAREER BESTS

Hits	3	2x, last: Nevada (4/22/22)
Doubles	2	Nevada (4/22/22)
Triples		
Home Runs	1	2x, last: NMSU (3/22/22)
RBI	6	NMSU (3/22/22)
Runs	2	UCSB (3/3/22)
Walks	1	12X, last: Nevada (4/22/22)
Total Bases	7	NMSU (3/22/22)

STREAKS

	Current	Career Best
Hitting		6
On-Base		6

MULTI-HIT GAMES

	2	3	4	5+	TOTAL
2019	-	-	-	-	-
2020	2	-	-	-	2
2022	11	2	-	-	13
2023					

MULTI-RBI GAMES

	2	3	4	5+	TOTAL
2019	-	-	-	-	-
2020	1	-	-	-	1
2022	-	1	-	1	2
2023					

2023 GAME-BY-GAME

DATE	OPPONENT	POS	AVG.	AB	R	H	2B	3B	HR	RBI	BB	SO	SB-ATT	E
2/9	Nicholls													
2/10	Oregon State													
2/10	LSU													
2/11	Oregon State													
2/11	LSU													
2/17	Buffalo													
2/18	Santa Clara													
2/18	Texas Tech													
2/19	UTEP													
2/19	UTEP													
2/22	CSU Bakersfield													
2/22	CSU Bakersfield													
2/24	Oklahoma State													
2/24	Creighton													
2/25	NM State													
2/25	Nebraska													
2/26	Nebraska													
3/1	UTEP													
3/1	UTEP													
3/3	Houston													
3/3	Arizona State													
3/4	Washington													
3/4	GCU													
3/5	Charlotte													
3/10	Manhattan													
3/10	Buffalo													
3/11	Buffalo													
3/11	Texas Tech													
3/12	Texas Tech													
3/15	Weber State													
3/17	Utah State													
3/18	Utah State													
3/19	Utah State													
3/24	San José State													
3/25	San José State													
3/26	San José State													
3/28	NM State													
3/31	Fresno State													
4/1	Fresno State													
4/2	Fresno State													
4/6	Boise State													
4/7	Boise State													
4/8	Boise State													
4/15	Colorado State													
4/16	Colorado State													
4/21	San Diego State													
4/22	San Diego State													
4/23	San Diego State													
4/28	Nevada													
4/29	Nevada													
4/30	Nevada													
5/5	UNLV													
5/6	UNLV													

CAREER STATS

SEASON	GP	GS	AVG.	AB	R	H	2B	3B	HR	RBI	TB	SLG%	BB	SO	HBP	OB%	SF	SH	SB-SA	PO	A	E	FLD%
2019	10	2	.000	12	0	0	0	0	0	0	0	.000	0	5	0	.000	0	0	0-0	2	0	0	1.000
2020	15	12	.219	32	4	7	2	0	0	3	9	.281	1	4	0	.235	1	1	0-0	35	2	1	.974
2022	50	46	.271	144	13	39	10	0	2	23	55	.382	11	18	0	.313	5	0	2-2	150	4	1	.994
TOTAL	75	60	.245	188	17	46	12	0	2	26	64	.340	12	27	0	.282	6	1	2-2	187	6	2	.990

HIGHLIGHTS

- Started 24 games at catcher, 22 games at DP in 2022
- Hit 2nd in 9 games, 3rd in 6 games, cleanup in 10 games, 5th in 8 games, 6th in 3 games, 8th in 8 games, 9th in 2 games in 2022

THE 2023 LOBOS



17 Amber Linton

JR • P • 6-0 • R/R
Franklin, Ind. (Indiana)

SEASON BESTS

IP (high)
H (low)
R (low)
ER (low)
BB (low)
SO (high)
BF (high)
NP (high)

CAREER BESTS (MIN. 3.0 IP)

IP (high)	8.0	San José State (3/18/22)
H (low)	0	Boise State (5/8/22)
R (low)	0	NMSU (3/8/22)
ER (low)	0	3x, last: NMSU (3/8/22)
BB (low)	0	3x, last: Colorado St. (4/8/22)
SO (high)	11	UTEP (2/24/22)
BF (high)	35	2x, last: San Diego St. (5/12/22)
NP (high)	153	San José State (3/20/22)

STREAKS

	Current	Career Best
Scoreless IP		4
Consecutive W		5

PITCHING SUPERLATIVES (MIN. 4.0 IP)

	Season	Career
5+ K		14
10+ K		2
1 R or Less		4
Shutout		-

2023 GAME-BY-GAME

DATE	OPPONENT	POS	AVG.	AB	R	H	2B	3B	HR	RBI	BB	SO	SB-ATT	E
2/9	Nicholls													
2/10	Oregon State													
2/10	LSU													
2/11	Oregon State													
2/11	LSU													
2/17	Buffalo													
2/18	Santa Clara													
2/18	Texas Tech													
2/19	UTEP													
2/19	UTEP													
2/22	CSU Bakersfield													
2/22	CSU Bakersfield													
2/24	Oklahoma State													
2/24	Creighton													
2/25	NM State													
2/25	Nebraska													
2/26	Nebraska													
3/1	UTEP													
3/1	UTEP													
3/3	Houston													
3/3	Arizona State													
3/4	Washington													
3/4	GCU													
3/5	Charlotte													
3/10	Manhattan													
3/10	Buffalo													
3/11	Buffalo													
3/11	Texas Tech													
3/12	Texas Tech													
3/15	Weber State													
3/17	Utah State													
3/18	Utah State													
3/19	Utah State													
3/24	San José State													
3/25	San José State													
3/26	San José State													
3/28	NM State													
3/31	Fresno State													
4/1	Fresno State													
4/2	Fresno State													
4/6	Boise State													
4/7	Boise State													
4/8	Boise State													
4/15	Colorado State													
4/16	Colorado State													
4/21	San Diego State													
4/22	San Diego State													
4/23	San Diego State													
4/28	Nevada													
4/29	Nevada													
4/30	Nevada													
5/5	UNLV													
5/6	UNLV													


CAREER STATS

SEASON	GS	APP	CG	W-L	ERA	SHO	SV	IP	H	R	ER	BB	SO	2B	3B	HR	BF	NP-STK	WP	HBP	PO	A	E	FLD%
2021	4	19	0	4-3	3.79	0	0	44.1	52	33	24	24	21	12	2	2	214	159-82	1	5	3	10	0	1.000
2022	27	38	7	12-14	4.02	0	3	156.2	181	125	90	73	156	22	4	6	779	2512-1503	11	36	2	32	5	.872
TOTAL	31	57	7	16-17	3.97	0	3	201.0	233	158	114	97	177	34	6	8	993	2672-1585	12	41	5	42	5	.904

HIGHLIGHTS

- 6.97 strikeouts per game in 2022 was the single-season program record
- 156 strikeouts last season were the 6th most in a single-season in program history
- Named MW Pitcher of the Week on March 1, 2022
- Pitched a team-high 156.2 innings with team-high 7 complete games and 3 saves
- Struck out 10 batters in the first game of the season last season, a win over Oregon St.

THE 2023 LOBOS



18

Grace Rana

FR • C • 5-6 • R/R

Queen Creek, Ariz. (Queen Creek HS)

SEASON BESTS

Hits

Doubles

Triples

Home Runs

RBI

Runs

Walks

Stolen Bases

CAREER BESTS

Hits

Doubles

Triples

Home Runs

RBI

Runs

Walks

Stolen Bases 2

STREAKS

Current

Career Best

Hitting

On-Base

MULTI-HIT GAMES

2

3

4

5+

TOTAL

2023

MULTI-RBI GAMES

2

3

4

5+

TOTAL

2023

2023 GAME-BY-GAME														
DATE	OPPONENT	POS	AVG.	AB	R	H	2B	3B	HR	RBI	BB	SO	SB-ATT	E
2/9	Nicholls													
2/10	Oregon State													
2/10	LSU													
2/11	Oregon State													
2/11	LSU													
2/17	Buffalo													
2/18	Santa Clara													
2/18	Texas Tech													
2/19	UTEP													
2/19	UTEP													
2/22	CSU Bakersfield													
2/22	CSU Bakersfield													
2/24	Oklahoma State													
2/24	Creighton													
2/25	NM State													
2/25	Nebraska													
2/26	Nebraska													
3/1	UTEP													
3/1	UTEP													
3/3	Houston													
3/3	Arizona State													
3/4	Washington													
3/4	GCU													
3/5	Charlotte													
3/10	Manhattan													
3/10	Buffalo													
3/11	Buffalo													
3/11	Texas Tech													
3/12	Texas Tech													
3/15	Weber State													
3/17	Utah State													
3/18	Utah State													
3/19	Utah State													
3/24	San José State													
3/25	San José State													
3/26	San José State													
3/28	NM State													
3/31	Fresno State													
4/1	Fresno State													
4/2	Fresno State													
4/6	Boise State													
4/7	Boise State													
4/8	Boise State													
4/15	Colorado State													
4/16	Colorado State													
4/21	San Diego State													
4/22	San Diego State													
4/23	San Diego State													
4/28	Nevada													
4/29	Nevada													
4/30	Nevada													
5/5	UNLV													
5/6	UNLV													

CAREER STATS

HIGHLIGHTS

- Psychology major
- Named to the All-Region Second Team in 2019
- Played for the AZ Hotshots- Delsante

THE 2023 LOBOS



20 Emma Bramson

SO • INF • 5-7 • R/R
Valencia, Calif. (Valencia HS)

SEASON BESTS

Hits
Doubles
Triples
Home Runs
RBI
Runs
Walks
Stolen Bases

CAREER BESTS

Hits 3 UC Santa Barbara, 3-3-22
Doubles 1 4x, last: Fresno St., 4-16-22
Triples
Home Runs 2 UC Santa Barbara, 3-3-22
RBI 5 UC Santa Barbara, 3-3-22
Runs 3 at New Mexico State, 3-22-22
Walks 3 at New Mexico State, 3-22-22
Stolen Bases

STREAKS

	Current	Career Best
Hitting		3
On-Base	2	9

MULTI-HIT GAMES

	2	3	4	5+	TOTAL
2022	9	1	-	-	10
2023					

MULTI-RBI GAMES

	2	3	4	5+	TOTAL
2022	3	-	-	1	4
2023					

2023 GAME-BY-GAME

DATE	OPPONENT	POS	AVG.	AB	R	H	2B	3B	HR	RBI	BB	SO	SB-ATT	E
2/9	Nicholls													
2/10	Oregon State													
2/10	LSU													
2/11	Oregon State													
2/11	LSU													
2/17	Buffalo													
2/18	Santa Clara													
2/18	Texas Tech													
2/19	UTEP													
2/19	UTEP													
2/22	CSU Bakersfield													
2/22	CSU Bakersfield													
2/24	Oklahoma State													
2/24	Creighton													
2/25	NM State													
2/25	Nebraska													
2/26	Nebraska													
3/1	UTEP													
3/1	UTEP													
3/3	Houston													
3/3	Arizona State													
3/4	Washington													
3/4	GCU													
3/5	Charlotte													
3/10	Manhattan													
3/10	Buffalo													
3/11	Buffalo													
3/11	Texas Tech													
3/12	Texas Tech													
3/15	Weber State													
3/17	Utah State													
3/18	Utah State													
3/19	Utah State													
3/24	San José State													
3/25	San José State													
3/26	San José State													
3/28	NM State													
3/31	Fresno State													
4/1	Fresno State													
4/2	Fresno State													
4/6	Boise State													
4/7	Boise State													
4/8	Boise State													
4/15	Colorado State													
4/16	Colorado State													
4/21	San Diego State													
4/22	San Diego State													
4/23	San Diego State													
4/28	Nevada													
4/29	Nevada													
4/30	Nevada													
5/5	UNLV													
5/6	UNLV													

CAREER STATS

SEASON	GP	GS	AVG.	AB	R	H	2B	3B	HR	RBI	TB	SLG%	BB	SO	HBP	OB%	SF	SH	SB-SA	PO	A	E	FLD%
2022	46	46	.245	139	24	34	4	0	6	23	56	.403	11	20	1	.301	2	1	0-0	45	68	9	.926
TOTAL	46	46	.245	139	24	34	4	0	6	23	56	.403	11	20	1	.301	2	1	0-0	45	68	9	.926

HIGHLIGHTS

- Named MW Freshman of the Week on Feb. 22, 2022
- Hit 5th in 26 games, 4th in 13, 9th in 3, 2nd in 2, 6th in 1, 8th in 1
- Played 25 games at third base and 21 games at shortstop last season
- 4th in slugging percentage (.403), tied for 3rd in RBI (23), 5th in batting average (.245)
- Nursing major

THE 2023 LOBOS


21 Peyton Robinson

 SR • OF • 5-6 • L/R
 Saginaw, Texas (Southern Nazarene)

SEASON BESTS

 Hits
 Doubles
 Triples
 Home Runs
 RBI
 Runs
 Walks
 Stolen Bases 2

CAREER BESTS (AT UNM)

Hits	4	Maine, 3-12-22
Doubles	1	5x, last: Utah State, 3-27-22
Triples	1	2x, last: at NMSU, 3-22-22
Home Runs		
RBI	2	2x, last: NMSU, 3-8-22
Runs	2	14x, last: at Nevada, 4-24-22
Walks	2	2x, last: at BYU, 4-1-22
Stolen Bases	1	12x, Last at NMSU, 3-22-22

STREAKS

	Current	Career Best
Hitting		21
On-Base		21

MULTI-HIT GAMES

	2	3	4	5+	TOTAL
2021	5	2	-	-	7
2022	8	1	1	-	10
2023					

MULTI-RBI GAMES

	2	3	4	5+	TOTAL
2021	-	-	-	-	-
2022	2	-	-	-	2
2023					

2023 GAME-BY-GAME

DATE	OPPONENT	POS	AVG.	AB	R	H	2B	3B	HR	RBI	BB	SO	SB-ATT	E
2/9	Nicholls													
2/10	Oregon State													
2/10	LSU													
2/11	Oregon State													
2/11	LSU													
2/17	Buffalo													
2/18	Santa Clara													
2/18	Texas Tech													
2/19	UTEP													
2/19	UTEP													
2/22	CSU Bakersfield													
2/22	CSU Bakersfield													
2/24	Oklahoma State													
2/24	Creighton													
2/25	NM State													
2/25	Nebraska													
2/26	Nebraska													
3/1	UTEP													
3/1	UTEP													
3/3	Houston													
3/3	Arizona State													
3/4	Washington													
3/4	GCU													
3/5	Charlotte													
3/10	Manhattan													
3/10	Buffalo													
3/11	Buffalo													
3/11	Texas Tech													
3/12	Texas Tech													
3/15	Weber State													
3/17	Utah State													
3/18	Utah State													
3/19	Utah State													
3/24	San José State													
3/25	San José State													
3/26	San José State													
3/28	NM State													
3/31	Fresno State													
4/1	Fresno State													
4/2	Fresno State													
4/6	Boise State													
4/7	Boise State													
4/8	Boise State													
4/15	Colorado State													
4/16	Colorado State													
4/21	San Diego State													
4/22	San Diego State													
4/23	San Diego State													
4/28	Nevada													
4/29	Nevada													
4/30	Nevada													
5/5	UNLV													
5/6	UNLV													

CAREER STATS

SEASON	GP	GS	AVG.	AB	R	H	2B	3B	HR	RBI	TB	SLG%	BB	SO	HBP	OB%	SF	SH	SB-SA	PO	A	E	FLD%
2019	53	46	.281	139	27	39	4	1	0	6	45	.324	6	11	0	.320	0	6	20-23	60	3	2	.969
2020	23	23	.459	74	29	34	4	1	0	9	40	.541	7	3	0	.500	1	7	22-26	28	2	0	1.000
2021	46	45	.250	124	19	31	3	0	0	3	34	.274	9	21	0	.296	2	6	4-5	43	2	1	.978
2022	53	53	.336	143	36	48	2	2	0	5	54	.378	17	18	1	.410	0	9	8-10	57	3	3	.952
TOTAL	176	167	.316	481	111	152	13	4	0	23	173	.360	42	54	1	.370	3	28	54-64	188	10	6	.971

HIGHLIGHTS

- Graduated in May 2022 with a BBA in business administration.
- Started all 53 games in left in 2022
- Hit leadoff in 21 games, 2nd in 6 games and 9th in 26 games
- Started 21 games in left, 1 game in right and 23 games as DP in 2021
- Hit leadoff in 27 games, 8th in 3 games and 9th in 15 games in 2021
- Started her collegiate career at Southern Nazarene

THE 2023 LOBOS



24 Diamond Sandoval

JR • OF • 5-3 • R/R

Norwalk, Calif. (St. Paul HS)

SEASON BESTS

Hits
Doubles
Triples
Home Runs
RBI
Runs
Walks
Stolen Bases

CAREER BESTS

Hits 2 Maine, 3-12-22
Doubles 1 2x, last: Utah State, 3-27-22
Triples 1 Maine, 3-12-22
Home Runs
RBI 2 2x, last: Maine, 3-12-22
Runs 1 9x, last: at NMSU, 3-22-22
Walks 1 5x, last: Utah St., 3-27-22
Stolen Bases

STREAKS

	Current	Career Best
Hitting		2
On-Base		3

MULTI-HIT GAMES

	2	3	4	5+	TOTAL
2021	-	-	-	-	-
2022	1	-	-	-	1
2023					

MULTI-RBI GAMES

	2	3	4	5+	TOTAL
2021	-	-	-	-	-
2022	2	-	-	-	2
2023					

2023 GAME-BY-GAME

DATE	OPPONENT	POS	AVG.	AB	R	H	2B	3B	HR	RBI	BB	SO	SB-ATT	E
2/9	Nicholls													
2/10	Oregon State													
2/10	LSU													
2/11	Oregon State													
2/11	LSU													
2/17	Buffalo													
2/18	Santa Clara													
2/18	Texas Tech													
2/19	UTEP													
2/19	UTEP													
2/22	CSU Bakersfield													
2/22	CSU Bakersfield													
2/24	Oklahoma State													
2/24	Creighton													
2/25	NM State													
2/25	Nebraska													
2/26	Nebraska													
3/1	UTEP													
3/1	UTEP													
3/3	Houston													
3/3	Arizona State													
3/4	Washington													
3/4	GCU													
3/5	Charlotte													
3/10	Manhattan													
3/10	Buffalo													
3/11	Buffalo													
3/11	Texas Tech													
3/12	Texas Tech													
3/15	Weber State													
3/17	Utah State													
3/18	Utah State													
3/19	Utah State													
3/24	San José State													
3/25	San José State													
3/26	San José State													
3/28	NM State													
3/31	Fresno State													
4/1	Fresno State													
4/2	Fresno State													
4/6	Boise State													
4/7	Boise State													
4/8	Boise State													
4/15	Colorado State													
4/16	Colorado State													
4/21	San Diego State													
4/22	San Diego State													
4/23	San Diego State													
4/28	Nevada													
4/29	Nevada													
4/30	Nevada													
5/5	UNLV													
5/6	UNLV													

CAREER STATS

SEASON	GP	GS	AVG.	AB	R	H	2B	3B	HR	RBI	TB	SLG%	BB	SO	HBP	OB%	SF	SH	SB-SA	PO	A	E	FLD%
2021	14	2	.125	16	3	2	0	0	0	1	2	.125	3	5	0	.263	0	0	0-0	0	0	0	.000
2022	20	6	.231	26	4	6	2	1	0	4	10	.385	2	7	0	.286	0	0	0-0	0	0	0	.000
TOTAL	34	8	.190	42	7	8	2	1	0	5	12	.286	5	12	0	.277	0	0	0-0	0	0	0	.000

HIGHLIGHTS

- Started 6 games last season all at DP
- Hit 6th in 3 games and 8th in 3 games
- Recorded first collegiate hit against San José State on May 8, 2021, which resulted in a RBI

THE 2023 LOBOS



25 Chloe Yeatts

FR • C • 5-9 • R/R

Ardmore, Okla. (Lone Grove HS)

SEASON BESTS

Hits
Doubles
Triples
Home Runs
RBI
Runs
Walks
Stolen Bases

CAREER BESTS

Hits
Doubles
Triples
Home Runs
RBI
Runs
Walks
Stolen Bases

STREAKS

Current Career Best
Hitting
On-Base

MULTI-HIT GAMES

	2	3	4	5+	TOTAL
2023					

MULTI-RBI GAMES

	2	3	4	5+	TOTAL
2023					

2023 GAME-BY-GAME

DATE	OPPONENT	POS	AVG.	AB	R	H	2B	3B	HR	RBI	BB	SO	SB-ATT	E
2/9	Nicholls													
2/10	Oregon State													
2/10	LSU													
2/11	Oregon State													
2/11	LSU													
2/17	Buffalo													
2/18	Santa Clara													
2/18	Texas Tech													
2/19	UTEP													
2/19	UTEP													
2/22	CSU Bakersfield													
2/22	CSU Bakersfield													
2/24	Oklahoma State													
2/24	Creighton													
2/25	NM State													
2/25	Nebraska													
2/26	Nebraska													
3/1	UTEP													
3/1	UTEP													
3/3	Houston													
3/3	Arizona State													
3/4	Washington													
3/4	GCU													
3/5	Charlotte													
3/10	Manhattan													
3/10	Buffalo													
3/11	Buffalo													
3/11	Texas Tech													
3/12	Texas Tech													
3/15	Weber State													
3/17	Utah State													
3/18	Utah State													
3/19	Utah State													
3/24	San José State													
3/25	San José State													
3/26	San José State													
3/28	NM State													
3/31	Fresno State													
4/1	Fresno State													
4/2	Fresno State													
4/6	Boise State													
4/7	Boise State													
4/8	Boise State													
4/15	Colorado State													
4/16	Colorado State													
4/21	San Diego State													
4/22	San Diego State													
4/23	San Diego State													
4/28	Nevada													
4/29	Nevada													
4/30	Nevada													
5/5	UNLV													
5/6	UNLV													

CAREER STATS

HIGHLIGHTS

- Signed with UNM on July 22, 2022
- Majoring in secondary education
- High school team won the 2021 Oklahoma 4A state championship in 2021 after finishing runner-up in 2020 and winning regionals in 2019 and 2018
- Named 2021 Oklahoma All-State Catcher, 2021 Conference Offensive Player of the Year and was a nominee for 2021 Gatorade Oklahoma Softball Player of the Year

THE 2023 LOBOS



27 Olivia Birkinshaw

SO • OF • 5-10 • R/R

Santa Margarita, Calif. (Mission Viejo HS)

SEASON BESTS

Hits
Doubles
Triples
Home Runs
RBI
Runs
Walks
Stolen Bases 2

CAREER BESTS

Hits 2 3x, last: S. Utah, 3-11-22
Doubles 1 3x, last: Dixie State, 3-11-22
Triples 1 at Lamar, 2-19-22
Home Runs 1 Utah State, 3-25-22
RBI 1 3x, last: Utah State, 3-25-22
Runs 2 2x, last: Dixie State, 3-11-22
Walks 1 6x, last: Nevada, 4-22-22
Stolen Bases 1 Ohio, 2-20-22

STREAKS

	Current	Career Best
Hitting		3
On-Base		3

MULTI-HIT GAMES

	2	3	4	5+	TOTAL
2022	2	-	-	-	2
2023					

MULTI-RBI GAMES

	2	3	4	5+	TOTAL
2022	-	-	-	-	-
2023					

2023 GAME-BY-GAME

DATE	OPPONENT	POS	AVG.	AB	R	H	2B	3B	HR	RBI	BB	SO	SB-ATT	E
2/9	Nicholls													
2/10	Oregon State													
2/10	LSU													
2/11	Oregon State													
2/11	LSU													
2/17	Buffalo													
2/18	Santa Clara													
2/18	Texas Tech													
2/19	UTEP													
2/19	UTEP													
2/22	CSU Bakersfield													
2/22	CSU Bakersfield													
2/24	Oklahoma State													
2/24	Creighton													
2/25	NM State													
2/25	Nebraska													
2/26	Nebraska													
3/1	UTEP													
3/1	UTEP													
3/3	Houston													
3/3	Arizona State													
3/4	Washington													
3/4	GCU													
3/5	Charlotte													
3/10	Manhattan													
3/10	Buffalo													
3/11	Buffalo													
3/11	Texas Tech													
3/12	Texas Tech													
3/15	Weber State													
3/17	Utah State													
3/18	Utah State													
3/19	Utah State													
3/24	San José State													
3/25	San José State													
3/26	San José State													
3/28	NM State													
3/31	Fresno State													
4/1	Fresno State													
4/2	Fresno State													
4/6	Boise State													
4/7	Boise State													
4/8	Boise State													
4/15	Colorado State													
4/16	Colorado State													
4/21	San Diego State													
4/22	San Diego State													
4/23	San Diego State													
4/28	Nevada													
4/29	Nevada													
4/30	Nevada													
5/5	UNLV													
5/6	UNLV													

CAREER STATS

SEASON	GP	GS	AVG.	AB	R	H	2B	3B	HR	RBI	TB	SLG%	BB	SO	HBP	OB%	SF	SH	SB-SA	PO	A	E	FLD%
2022	28	18	.175	57	7	10	3	1	1	3	18	.316	6	23	4	.299	0	1	1-1	20	11	3	.912
TOTAL	28	18	.175	57	7	10	3	1	1	3	18	.316	6	23	4	.299	0	1	1-1	20	11	3	.912

HIGHLIGHTS

- Started 18 games, 11 at DP, 4 at third and 3 at first
- Hit 4th in 7 games, 6th in 7 games and 8th in 4 games
- First collegiate hit came against Arizona on Feb. 13; First collegiate HR came in a pinch-hit appearance against Utah State on March 25

THE 2023 LOBOS



28 Samantha Fohrman

SR • P • 5-7 • R/R
Cottage Grove, Minn. (Georgian Court)

SEASON BESTS

IP (high)	
H (low)	
R (low)	
ER (low)	
BB (low)	
SO (high)	
BF (high)	
NP (high)	

CAREER BESTS

IP (high)	5.0	Wagner (3-4-22)
H (low)	2	Alabama (2-13-22)
R (low)	1	Alabama (2-13-22)
ER (low)	0	Lamar (2-19-22)
BB (low)	0	3x, last: Wagner (3-4-22)
SO (high)	1	2x, last: Wagner (3-4-22)
BF (high)	19	Wagner (3-4-22)
NP (high)	59	Wagner (3-4-22)

STREAKS

	Current	Career Best
Scoreless IP		3
Consecutive W		1

PITCHING SUPERLATIVES (MIN. 4.0 IP)

	Season	Career
5+ K		-
10+ K		-
1 R or Less		-
Shutout		-

2023 GAME-BY-GAME

DATE	OPPONENT	POS	AVG.	AB	R	H	2B	3B	HR	RBI	BB	SO	SB-ATT	E
2/9	Nicholls													
2/10	Oregon State													
2/10	LSU													
2/11	Oregon State													
2/11	LSU													
2/17	Buffalo													
2/18	Santa Clara													
2/18	Texas Tech													
2/19	UTEP													
2/19	UTEP													
2/22	CSU Bakersfield													
2/22	CSU Bakersfield													
2/24	Oklahoma State													
2/24	Creighton													
2/25	NM State													
2/25	Nebraska													
2/26	Nebraska													
3/1	UTEP													
3/1	UTEP													
3/3	Houston													
3/3	Arizona State													
3/4	Washington													
3/4	GCU													
3/5	Charlotte													
3/10	Manhattan													
3/10	Buffalo													
3/11	Buffalo													
3/11	Texas Tech													
3/12	Texas Tech													
3/15	Weber State													
3/17	Utah State													
3/18	Utah State													
3/19	Utah State													
3/24	San José State													
3/25	San José State													
3/26	San José State													
3/28	NM State													
3/31	Fresno State													
4/1	Fresno State													
4/2	Fresno State													
4/6	Boise State													
4/7	Boise State													
4/8	Boise State													
4/15	Colorado State													
4/16	Colorado State													
4/21	San Diego State													
4/22	San Diego State													
4/23	San Diego State													
4/28	Nevada													
4/29	Nevada													
4/30	Nevada													
5/5	UNLV													
5/6	UNLV													

CAREER STATS

SEASON	GS	APP	CG	W-L	ERA	SHO	SV	IP	H	R	ER	BB	SO	2B	3B	HR	BF	NP-STK	WP	HBP	PO	A	E	FLD%
2020	6	9	1	2-6	4.76	0	0	39.2	52	39	27	25	33	5	1	5	214	675-402	4	5	1	7	1	.889
2021	20	28	11	14-2	1.67	4	1	108.2	73	30	26	40	145	18	0	4	449	1533-1002	6	6	5	11	1	.941
2022	2	3	0	1-0	2.33	0	0	9.0	11	5	3	0	2	4	0	0	38	80-46	0	1	0	3	0	1.000
TOTAL	28	40	12	17-8	2.49	4	1	157.1	136	74	56	65	180	27	1	9	701	2288-1450	10	12	6	21	2	.931

HIGHLIGHTS

- Pitched in just three games, with two starts, before season-ending injury in 2022
- Pitched 5.0 innings in the win against Wagner College for first win as a Lobo
- Started her career at Georgian Court, joined UNM prior to 2022 season

THE 2023 LOBOS



34 Maddie Boldt

JR • OF • 5-8 • R/R

Round Rock, Texas (Incarnate Word)

SEASON BESTS

Hits
Doubles
Triples
Home Runs
RBI
Runs
Walks
Stolen Bases

CAREER BESTS (AT UIW)

Hits	3	2x, last: Colgate, 2-26-22
Doubles	2	2x, last: Lamar, 4-18-21
Triples	1	3x, last: Nicholls, 3-26-22
Home Runs	2	McNeese, 4-23-21
RBI	3	A&M- San Antonio, 4-7-21
Runs	2	11x, last: ACU, 3-8-22
Walks	3	2x, last: McNeese, 4-24-21
Stolen Bases	1	5x, last: HBU, 4-9-22

STREAKS

	Current	Career Best
Hitting		3
On-Base		8

MULTI-HIT GAMES

	2	3	4	5+	TOTAL
2020	-	1	-	-	1
2021	9	-	-	-	9
2022	6	1	-	-	7
2023					

MULTI-RBI GAMES

	2	3	4	5+	TOTAL
2020	1	-	-	-	1
2021	4	1	-	-	5
2022	7	-	-	-	7
2023					

2023 GAME-BY-GAME

DATE	OPPONENT	POS	AVG.	AB	R	H	2B	3B	HR	RBI	BB	SO	SB-ATT	E
2/9	Nicholls													
2/10	Oregon State													
2/10	LSU													
2/11	Oregon State													
2/11	LSU													
2/17	Buffalo													
2/18	Santa Clara													
2/18	Texas Tech													
2/19	UTEP													
2/19	UTEP													
2/22	CSU Bakersfield													
2/22	CSU Bakersfield													
2/24	Oklahoma State													
2/24	Creighton													
2/25	NM State													
2/25	Nebraska													
2/26	Nebraska													
3/1	UTEP													
3/1	UTEP													
3/3	Houston													
3/3	Arizona State													
3/4	Washington													
3/4	GCU													
3/5	Charlotte													
3/10	Manhattan													
3/10	Buffalo													
3/11	Buffalo													
3/11	Texas Tech													
3/12	Texas Tech													
3/15	Weber State													
3/17	Utah State													
3/18	Utah State													
3/19	Utah State													
3/24	San José State													
3/25	San José State													
3/26	San José State													
3/28	NM State													
3/31	Fresno State													
4/1	Fresno State													
4/2	Fresno State													
4/6	Boise State													
4/7	Boise State													
4/8	Boise State													
4/15	Colorado State													
4/16	Colorado State													
4/21	San Diego State													
4/22	San Diego State													
4/23	San Diego State													
4/28	Nevada													
4/29	Nevada													
4/30	Nevada													
5/5	UNLV													
5/6	UNLV													


CAREER STATS

SEASON	GP	GS	AVG.	AB	R	H	2B	3B	HR	RBI	TB	SLG%	BB	SO	HBP	OB%	SF	SH	SB-SA	PO	A	E	FLD%
2020	15	11	.192	26	6	5	1	1	0	5	13	.308	5	7	0	.323	0	0	2-3	6	0	1	.857
2021	37	37	.284	109	21	31	7	0	7	18	59	.541	13	30	1	.360	2	0	1-2	64	0	3	.955
2022	47	45	.215	130	23	28	7	2	10	23	72	.531	11	39	2	.285	1	0	2-6	69	8	0	1.000
TOTAL	99	93	.242	265	50	64	15	3	17	46	144	.513	29	76	3	.320	3	0	5-11	139	8	4	.974

HIGHLIGHTS

- Played first 3 seasons at Incarnate Word
- Led the team with 10 HRs, tied for the team high in doubles (8) and triples (2) and was second in TB at 72 in 2022
- Liberal arts major

THE 2023 LOBOS



38

Keyannah Chavez

FR • OF • 5-1 • L/L

Leander, Texas (Glen HS)

SEASON BESTS

Hits

Doubles

Triples

Home Runs

RBI

Runs

Walks

Stolen Bases

CAREER BESTS

Hits

Doubles

Triples

Home Runs

RBI

Runs

Walks

Stolen Bases

STREAKS

Current

Career Best

Hitting

On-Base

MULTI-HIT GAMES

2

3

4

5+

TOTAL

2023

MULTI-RBI GAMES

2

3

4

5+

TOTAL

2023

2023 GAME-BY-GAME														
DATE	OPPONENT	POS	AVG.	AB	R	H	2B	3B	HR	RBI	BB	SO	SB-ATT	E
2/9	Nicholls													
2/10	Oregon State													
2/10	LSU													
2/11	Oregon State													
2/11	LSU													
2/17	Buffalo													
2/18	Santa Clara													
2/18	Texas Tech													
2/19	UTEP													
2/19	UTEP													
2/22	CSU Bakersfield													
2/22	CSU Bakersfield													
2/24	Oklahoma State													
2/24	Creighton													
2/25	NM State													
2/25	Nebraska													
2/26	Nebraska													
3/1	UTEP													
3/1	UTEP													
3/3	Houston													
3/3	Arizona State													
3/4	Washington													
3/4	GCU													
3/5	Charlotte													
3/10	Manhattan													
3/10	Buffalo													
3/11	Buffalo													
3/11	Texas Tech													
3/12	Texas Tech													
3/15	Weber State													
3/17	Utah State													
3/18	Utah State													
3/19	Utah State													
3/24	San José State													
3/25	San José State													
3/26	San José State													
3/28	NM State													
3/31	Fresno State													
4/1	Fresno State													
4/2	Fresno State													
4/6	Boise State													
4/7	Boise State													
4/8	Boise State													
4/15	Colorado State													
4/16	Colorado State													
4/21	San Diego State													
4/22	San Diego State													
4/23	San Diego State													
4/28	Nevada													
4/29	Nevada													
4/30	Nevada													
5/5	UNLV													
5/6	UNLV													

CAREER STATS

HIGHLIGHTS

- Criminology major
- Mother (Cassandra) and cousin (Anthony Chavez) graduated from UNM. Mother played at UNM from 2001-06 and was a middle infielder
- Played for the Texas Bombers- Gold

THE 2023 LOBOS



42 Loran Walker

RS-FR • C • 5-6 • R/R
Meridian, Idaho (Rocky Mountain HS)

SEASON BESTS

Hits
Doubles
Triples
Home Runs
RBI
Runs
Walks
Stolen Bases

CAREER BESTS

Hits
Doubles
Triples
Home Runs
RBI
Runs
Walks
Stolen Bases

STREAKS

Current Career Best
Hitting
On-Base

MULTI-HIT GAMES

	2	3	4	5+	TOTAL
2023					

MULTI-RBI GAMES

	2	3	4	5+	TOTAL
2023					

2023 GAME-BY-GAME

DATE	OPPONENT	POS	AVG.	AB	R	H	2B	3B	HR	RBI	BB	SO	SB-ATT	E
2/9	Nicholls													
2/10	Oregon State													
2/10	LSU													
2/11	Oregon State													
2/11	LSU													
2/17	Buffalo													
2/18	Santa Clara													
2/18	Texas Tech													
2/19	UTEP													
2/19	UTEP													
2/22	CSU Bakersfield													
2/22	CSU Bakersfield													
2/24	Oklahoma State													
2/24	Creighton													
2/25	NM State													
2/25	Nebraska													
2/26	Nebraska													
3/1	UTEP													
3/1	UTEP													
3/3	Houston													
3/3	Arizona State													
3/4	Washington													
3/4	GCU													
3/5	Charlotte													
3/10	Manhattan													
3/10	Buffalo													
3/11	Buffalo													
3/11	Texas Tech													
3/12	Texas Tech													
3/15	Weber State													
3/17	Utah State													
3/18	Utah State													
3/19	Utah State													
3/24	San José State													
3/25	San José State													
3/26	San José State													
3/28	NM State													
3/31	Fresno State													
4/1	Fresno State													
4/2	Fresno State													
4/6	Boise State													
4/7	Boise State													
4/8	Boise State													
4/15	Colorado State													
4/16	Colorado State													
4/21	San Diego State													
4/22	San Diego State													
4/23	San Diego State													
4/28	Nevada													
4/29	Nevada													
4/30	Nevada													
5/5	UNLV													
5/6	UNLV													

CAREER STATS

HIGHLIGHTS

- Did not play in 2022
- Played for the ID Sliders, ID Crossfire, Explosion
- Majoring in East Asian Studies

THE 2023 LOBOS**44 Lauren Garcia**
 RS-FR • INF • 5-11 • R/R
 El Paso, Texas (Montwood HS)
SEASON BESTS
 Hits
 Doubles
 Triples
 Home Runs
 RBI
 Runs
 Walks
 Stolen Bases
CAREER BESTS
 Hits
 Doubles
 Triples
 Home Runs
 RBI
 Runs
 Walks
 Stolen Bases 2
STREAKS

	Current	Career Best
Hitting		
On-Base		

MULTI-HIT GAMES

	2	3	4	5+	TOTAL
2023					

MULTI-RBI GAMES

	2	3	4	5+	TOTAL
2023					

2023 GAME-BY-GAME

DATE	OPPONENT	POS	AVG.	AB	R	H	2B	3B	HR	RBI	BB	SO	SB-ATT	E
2/9	Nicholls													
2/10	Oregon State													
2/10	LSU													
2/11	Oregon State													
2/11	LSU													
2/17	Buffalo													
2/18	Santa Clara													
2/18	Texas Tech													
2/19	UTEP													
2/19	UTEP													
2/22	CSU Bakersfield													
2/22	CSU Bakersfield													
2/24	Oklahoma State													
2/24	Creighton													
2/25	NM State													
2/25	Nebraska													
2/26	Nebraska													
3/1	UTEP													
3/1	UTEP													
3/3	Houston													
3/3	Arizona State													
3/4	Washington													
3/4	GCU													
3/5	Charlotte													
3/10	Manhattan													
3/10	Buffalo													
3/11	Buffalo													
3/11	Texas Tech													
3/12	Texas Tech													
3/15	Weber State													
3/17	Utah State													
3/18	Utah State													
3/19	Utah State													
3/24	San José State													
3/25	San José State													
3/26	San José State													
3/28	NM State													
3/31	Fresno State													
4/1	Fresno State													
4/2	Fresno State													
4/6	Boise State													
4/7	Boise State													
4/8	Boise State													
4/15	Colorado State													
4/16	Colorado State													
4/21	San Diego State													
4/22	San Diego State													
4/23	San Diego State													
4/28	Nevada													
4/29	Nevada													
4/30	Nevada													
5/5	UNLV													
5/6	UNLV													

CAREER STATS**HIGHLIGHTS**

- Missed 2022 season due to injury
- Biology major
- Named El Paso County Softball Player of the Year her senior year and Max Preps All-American Second Team in 2021

THE 2023 LOBOS



55 Janae Cameron

SR • C • 5-9 • R/R

Windsor, Colo. (Nebraska Omaha)

SEASON BESTS

Hits
Doubles
Triples
Home Runs
RBI
Runs
Walks
Stolen Bases

CAREER BESTS (AT UNM)

Hits 2 2x, last: at Boise St., 5-6-22
Doubles 1 2x, last: at Boise St., 5-6-22
Triples
Home Runs 1 2x, last: UNLV, 4-30-22
RBI 2 Southern Utah, 2-12-22
Runs 1 8x, last: at Boise St., 5-8-22
Walks 1 6x, last at Boise St., 5-8-22
Stolen Bases

STREAKS

	Current	Career Best
Hitting		2
On-Base		4

MULTI-HIT GAMES

	2	3	4	5+	TOTAL
2019	4	-	1	-	5
2020	2	2	-	-	4
2021	1	-	-	-	1
2022	2	-	-	-	2
2023					

MULTI-RBI GAMES

	2	3	4	5+	TOTAL
2019	2	1	1	-	4
2020	2	2	-	-	4
2021	1	-	-	-	1
2022	1	-	-	-	1
2023					

2023 GAME-BY-GAME

DATE	OPPONENT	POS	AVG.	AB	R	H	2B	3B	HR	RBI	BB	SO	SB-ATT	E
2/9	Nicholls													
2/10	Oregon State													
2/10	LSU													
2/11	Oregon State													
2/11	LSU													
2/17	Buffalo													
2/18	Santa Clara													
2/18	Texas Tech													
2/19	UTEP													
2/19	UTEP													
2/22	CSU Bakersfield													
2/22	CSU Bakersfield													
2/24	Oklahoma State													
2/24	Creighton													
2/25	NM State													
2/25	Nebraska													
2/26	Nebraska													
3/1	UTEP													
3/1	UTEP													
3/3	Houston													
3/3	Arizona State													
3/4	Washington													
3/4	GCU													
3/5	Charlotte													
3/10	Manhattan													
3/10	Buffalo													
3/11	Buffalo													
3/11	Texas Tech													
3/12	Texas Tech													
3/15	Weber State													
3/17	Utah State													
3/18	Utah State													
3/19	Utah State													
3/24	San José State													
3/25	San José State													
3/26	San José State													
3/28	NM State													
3/31	Fresno State													
4/1	Fresno State													
4/2	Fresno State													
4/6	Boise State													
4/7	Boise State													
4/8	Boise State													
4/15	Colorado State													
4/16	Colorado State													
4/21	San Diego State													
4/22	San Diego State													
4/23	San Diego State													
4/28	Nevada													
4/29	Nevada													
4/30	Nevada													
5/5	UNLV													
5/6	UNLV													


CAREER STATS

SEASON	GP	GS	AVG.	AB	R	H	2B	3B	HR	RBI	TB	SLG%	BB	SO	HBP	OB%	SF	SH	SB-SA	PO	A	E	FLD%
2019	46	45	.223	103	10	23	5	0	2	15	34	.330	13	20	1	.311	2	2	0-0	129	32	5	.970
2020	22	22	.333	57	8	19	6	0	2	14	31	.544	6	6	1	.406	0	3	0-0	77	10	1	.989
2021	30	18	.268	56	5	15	2	0	2	5	23	.411	7	7	0	.349	0	1	0-0	80	90	1	.989
2022	21	14	.222	45	8	10	2	0	2	6	18	.400	6	17	0	.314	0	0	0-0	38	2	2	.952
TOTAL	119	99	.257	261	31	67	15	0	8	40	106	.406	32	50	2	.340	2	6	0-0	324	53	9	.977

HIGHLIGHTS

- Played at Nebraska Omaha from 2019-21
- Started at catcher in 7 games and at DP in 7 games in 2022
- Hit 4th in 2 games, 5th in 1 game, 6th in 1 game, 7th in 1 game and 8th in 9 games in 2022
- Ended 2022 on a 3-game on-base streak
- Majoring in liberal arts

THE 2023 LOBOS



77

Reyan Tuck

SR • 1B • 6-0 • R/R

Hillsboro, Ore. (Towson)

SEASON BESTS

Hits
Doubles
Triples
Home Runs
RBI
Runs
Walks
Stolen Bases

CAREER BESTS

Hits 3 vs. Dixie St. (3/11/22)
Doubles 2 vs. Fresno St. (4/15/22)
Triples
Home Runs
RBI 2 3x, last: Maine (3/12/22)
Runs 1 15x, Last at Boise State, 5-8-22
Walks 1 16x, Last vs. San Diego St., 5-12-22
Stolen Bases 1 Northern Colorado, 2-15-20

STREAKS

Current

Career Best

Hitting 9
On-Base 12

MULTI-HIT GAMES

	2	3	4	5+	TOTAL
2019	-	-	-	-	0
2020	1	-	-	-	1
2021	2	-	-	-	2
2022	5	1	-	-	6
2023					

MULTI-RBI GAMES

	2	3	4	5+	TOTAL
2019	-	-	-	-	0
2020	1	-	-	-	1
2021	1	-	-	-	1
2022	3	-	-	-	3
2023					

2023 GAME-BY-GAME																			
DATE	OPPONENT	POS	AVG.	AB	R	H	2B	3B	HR	RBI	BB	SO	SB-ATT	E					
2/9	Nicholls																		
2/10	Oregon State																		
2/10	LSU																		
2/11	Oregon State																		
2/11	LSU																		
2/17	Buffalo																		
2/18	Santa Clara																		
2/18	Texas Tech																		
2/19	UTEP																		
2/19	UTEP																		
2/22	CSU Bakersfield																		
2/22	CSU Bakersfield																		
2/24	Oklahoma State																		
2/24	Creighton																		
2/25	NM State																		
2/25	Nebraska																		
2/26	Nebraska																		
3/1	UTEP																		
3/1	UTEP																		
3/3	Houston																		
3/3	Arizona State																		
3/4	Washington																		
3/4	GCU																		
3/5	Charlotte																		
3/10	Manhattan																		
3/10	Buffalo																		
3/11	Buffalo																		
3/11	Texas Tech																		
3/12	Texas Tech																		
3/15	Weber State																		
3/17	Utah State																		
3/18	Utah State																		
3/19	Utah State																		
3/24	San José State																		
3/25	San José State																		
3/26	San José State																		
3/28	NM State																		
3/31	Fresno State																		
4/1	Fresno State																		
4/2	Fresno State																		
4/6	Boise State																		
4/7	Boise State																		
4/8	Boise State																		
4/15	Colorado State																		
4/16	Colorado State																		
4/21	San Diego State																		
4/22	San Diego State																		
4/23	San Diego State																		
4/28	Nevada																		
4/29	Nevada																		
4/30	Nevada																		
5/5	UNLV																		
5/6	UNLV																		

CAREER STATS																			
SEASON	GP	GS	AVG.	AB	R	H	2B	3B	HR	RBI	TB	SLG%	BB	SO	HBP	OB%	SF	SH	SB-SA
2019	10	6	.158	19	1	3	1	0	0	2	4	.211	0	7	1	.200	0	0	0-0
2020	16	14	.211	38	1	8	1	0	0	4	9	.237	1	5	0	.214	3	0	1-1
2021	34	34	.212	85	5	18	7	0	0	7	25	.294	4	17	5	.284	1	1	0-0
2022	51	50	.243	140	9	34	6	0	0	14	40	.286	11	29	0	.294	2	3	0-0
TOTAL	111	104	.223	282	16	63	15	0	0	27	78	.277	16	58	6	.274	6	4	1-1

HIGHLIGHTS																			
621	26	16	.976	PO	A	E	FLD%												

- Played at Towson her freshman year
- Started at first in 50 games in 2022
- Hit 6th in 2 games, 7th in 48 games in 2022
- Working on her master's degree in project management

THE 2023 LOBOS



99 Aysiah Gonzalez

SO • C • 5-7 • R/R

La Puente, Calif. (Bishop Amat HS)

SEASON BESTS

Hits
Doubles
Triples
Home Runs
RBI
Runs
Walks
Stolen Bases

CAREER BESTS

Hits 1 vs. Wagner (3/4/22)
Doubles 1 vs. Wagner (3/4/22)
Triples
Home Runs
RBI
Runs
Walks
Stolen Bases

STREAKS

	Current	Career Best
Hitting	1	
On-Base	1	

MULTI-HIT GAMES

	2	3	4	5+	TOTAL
2022	-	-	-	-	-
2023	-	-	-	-	-

MULTI-RBI GAMES

	2	3	4	5+	TOTAL
2022	-	-	-	-	-
2023	-	-	-	-	-

2023 GAME-BY-GAME

DATE	OPPONENT	POS	AVG.	AB	R	H	2B	3B	HR	RBI	BB	SO	SB-ATT	E
2/9	Nicholls													
2/10	Oregon State													
2/10	LSU													
2/11	Oregon State													
2/11	LSU													
2/17	Buffalo													
2/18	Santa Clara													
2/18	Texas Tech													
2/19	UTEP													
2/19	UTEP													
2/22	CSU Bakersfield													
2/22	CSU Bakersfield													
2/24	Oklahoma State													
2/24	Creighton													
2/25	NM State													
2/25	Nebraska													
2/26	Nebraska													
3/1	UTEP													
3/1	UTEP													
3/3	Houston													
3/3	Arizona State													
3/4	Washington													
3/4	GCU													
3/5	Charlotte													
3/10	Manhattan													
3/10	Buffalo													
3/11	Buffalo													
3/11	Texas Tech													
3/12	Texas Tech													
3/15	Weber State													
3/17	Utah State													
3/18	Utah State													
3/19	Utah State													
3/24	San José State													
3/25	San José State													
3/26	San José State													
3/28	NM State													
3/31	Fresno State													
4/1	Fresno State													
4/2	Fresno State													
4/6	Boise State													
4/7	Boise State													
4/8	Boise State													
4/15	Colorado State													
4/16	Colorado State													
4/21	San Diego State													
4/22	San Diego State													
4/23	San Diego State													
4/28	Nevada													
4/29	Nevada													
4/30	Nevada													
5/5	UNLV													
5/6	UNLV													

CAREER STATS

SEASON	GP	GS	AVG.	AB	R	H	2B	3B	HR	RBI	TB	SLG%	BB	SO	HBP	OB%	SF	SH	SB-SA	PO	A	E	FLD%
2022	12	5	.056	18	0	1	1	0	0	0	2	.111	0	8	0	.056	0	0	0-0	8	4	1	.923
TOTAL	12	5	.056	18	0	1	1	0	0	0	2	.111	0	8	0	.056	0	0	0-0	8	4	1	.923

HIGHLIGHTS

- Started at catcher in 1 game, at third in 2 games and at DP in 2 games
- Hit 7th in 1 game and 8th in 4 games last season
- Criminology major