



Officials: Mike Scyphers, Larry Spaulding, Amy Bonner

New Mexico - 96

Record: 20-7 (7-7)

NO.	Name	F	Min	FG			3P			FT			Rebounds			Fouls		TP	AS	TO	ST	Blocks		+/-
				M-A	M-A	M-A	OR	DR	TOT	PF	FD	OR	DR	TOT	BS	BA								
24	Morris Udeze	F	31:48	11-14	0-0	9-12	2	10	12	2	7	31	0	0	0	2	0	0	0	2	0	16		
53	Josiah Allick	F	29:44	3-6	0-0	2-2	1	5	6	4	1	8	1	0	0	0	0	0	0	1	31			
5	Jamal Mashburn, Jr.	G	29:08	9-11	2-4	7-7	0	4	4	3	5	27	3	0	0	0	0	0	0	22				
10	Jaelen House	G	25:15	3-10	1-1	0-0	0	1	1	2	1	7	5	2	5	1	2	20						
13	Javonté Johnson	G	33:05	3-5	2-4	0-0	0	2	2	4	0	8	1	0	0	0	0	21						
0	KJ Jenkins		15:51	3-5	2-2	0-0	0	1	1	0	0	8	1	0	1	0	0	10						
2	Donovan Dent		15:50	2-3	0-0	3-5	0	2	2	4	3	7	4	2	0	0	0	8						
34	Birima Seck		16:27	0-1	0-0	0-0	2	1	3	0	0	0	0	2	0	1	0	10						
20	Safi Fino-A-Laself		01:26	0-1	0-0	0-0	0	0	0	0	0	0	0	0	0	0	0	1						
32	Mac Manzanaras		01:26	0-0	0-0	0-0	0	0	0	1	0	0	0	0	1	0	0	1						
Team							2	1	3			0			0									
Totals				34-56	7-11	21-26	7	27	34	20	17	96	15	6	7	4	3	28						

Shooting By Period		
1st FG%	18-29	62.1%
3PT%	3-6	50.0%
FT%	11-12	91.7%
2nd FG%	16-27	59.3%
3PT%	4-5	80.0%
FT%	10-14	71.4%
GM FG%	34-56	60.7%
3PT%	7-11	63.6%
FT%	21-26	80.8%

Dead Ball Rebounds: 1, 0

Technical Fouls::NONE

San Jose St. - 68

Record: 16-11 (7-7)

NO.	Name	F	Min	FG			3P			FT			Rebounds			Fouls		TP	AS	TO	ST	Blocks		+/-
				M-A	M-A	M-A	OR	DR	TOT	PF	FD	OR	DR	TOT	BS	BA								
15	Trey Anderson	F	20:14	1-5	1-1	1-2	1	1	2	2	3	4	0	0	0	0	0	0	0	0	0	-12		
23	Sage Tolbert	F	29:39	0-6	0-2	0-0	5	3	8	2	0	0	0	0	1	0	1	0	1	-18				
5	Ibrahima Diallo	C	18:05	6-9	0-0	0-3	5	4	9	4	3	12	1	0	0	1	0	-13						
10	Omari Moore	G	32:16	5-13	3-8	5-7	1	3	4	1	4	18	3	4	0	0	1	-25						
13	Alvaro Cardenas	G	23:57	4-10	0-3	0-1	0	0	0	3	1	8	1	5	1	0	0	-13						
22	Robert Vaihola		19:36	3-6	0-0	2-2	8	1	9	2	2	8	1	2	1	1	1	-16						
31	Tibet Gorener		21:50	0-9	0-6	0-0	0	1	1	1	0	0	2	0	0	1	0	-15						
1	Garrett Anderson		16:05	3-8	2-5	4-4	1	1	2	1	3	12	1	1	1	0	0	-8						
11	JT Elder		06:36	0-3	0-1	4-4	3	2	5	1	2	4	0	0	0	0	1	-6						
4	Leo Torbor		02:51	0-0	0-0	0-0	0	0	0	0	0	0	0	0	0	0	0	-4						
33	Kevin Simeth		01:25	0-0	0-0	0-2	0	0	0	0	1	0	0	0	0	0	0	-2						
20	Kellen King		02:17	0-1	0-1	2-2	0	0	0	0	1	2	0	1	1	0	0	-3						
21	Nico D'Augusta		02:17	0-0	0-0	0-0	0	1	1	0	0	0	0	0	0	0	0	-3						
12	Uchenna Ndigwe		01:26	0-0	0-0	0-0	0	0	0	0	0	0	0	0	0	0	0	-1						
25	Ryen Perry		01:26	0-0	0-0	0-0	0	0	0	0	0	0	0	0	0	0	0	-1						
Team							5	2	7			0			0									
Totals				22-70	6-27	18-27	29	19	48	17	20	68	9	13	5	3	4	-28						

Shooting By Period		
1st FG%	12-36	33.3%
3PT%	2-10	20.0%
FT%	5-7	71.4%
2nd FG%	10-34	29.4%
3PT%	4-17	23.5%
FT%	13-20	65%
GM FG%	22-70	31.4%
3PT%	6-27	22.2%
FT%	18-27	66.7%

Dead Ball Rebounds: 1, 0

Technical Fouls::NONE

	UNM	SJSU
Biggest lead	30 (2 nd 1:09)	3 (1 st 13:57)
Best Scoring Run	8 (1 st 3:55)	4 (1 st 16:41)
Lead Changes	4	
Times Tied	5	
Time with Lead	33:57	01:58

	UNM	SJSU
Points from	UNM	SJSU
Turnovers	17	3
Paint	44	28
Second Chance	8	28
Fast Breaks	15	6
Bench	15	26

	Period by Period Scoring		
	1st	2nd	TOT
UNM	50	46	96
SJSU	31	37	68



Officials: Mike Scyphers, Larry Spaulding, Amy Bonner

Period 1

Quarter Starters:

SJSU	5 Diallo I	10 Moore O	13 Cardenas A	15 Anderson T	23 Tolbert S
UNM	5 Mashburn, Jr. J	10 House J	13 Johnson J	24 Udeze M	53 Allick J

Game Time	SJSU	Score	Diff	UNM
20:00	5 DIALLO I jumpball lost			24 UDEZE M jumpball won
19:39		0-2	-2	5 MASHBURN, JR. J 2pt FG in the paint, jump shot made (2)
19:14	5 DIALLO I 2pt FG in the paint, turnaround jump shot missed			
19:10	5 DIALLO I offensive rebound (1)			
19:09	5 DIALLO I 2pt FG second chance in the paint, layup made (2)	2-2	0	
18:50		2-4	-2	5 MASHBURN, JR. J 2pt FG outside the paint, jump shot made (4)
18:21	10 MOORE O 2pt FG in the paint, layup made (2)	4-4	0	
18:12				10 HOUSE J 2pt FG outside the paint, jump shot missed
18:10	5 DIALLO I defensive rebound (2)			
17:51	23 TOLBERT S 2pt FG in the paint, turnaround jump shot missed			
17:48				5 MASHBURN, JR. J defensive rebound (1)
17:44		4-6	-2	24 UDEZE M 2pt FG in the paint, layup made (2)
17:44				5 MASHBURN, JR. J assist (1)
17:23	5 DIALLO I 2pt FG in the paint, dunk, made (4)	6-6	0	
17:23	10 MOORE O assist (1)			
17:04				13 JOHNSON J 3pt FG , jump shot missed
17:00	defensive rebound (3)			
16:41	13 CARDENAS A 2pt FG outside the paint, jump shot made (2)	8-6	2	
16:21		8-8	0	24 UDEZE M 2pt FG in the paint, hook shot made (4)
16:00	13 CARDENAS A 2pt FG outside the paint, jump shot missed			
15:58				defensive rebound (2)
15:58	15 ANDERSON T foul personal (1 - 1)			5 MASHBURN, JR. J foul drawn (1)
15:58	Timeout media			
15:44				24 UDEZE M 2pt FG in the paint, jump shot missed
15:41	23 TOLBERT S defensive rebound (1)			
15:20	23 TOLBERT S 3pt FG , jump shot missed			
15:16	5 DIALLO I offensive rebound (3)			
15:15	5 DIALLO I 2pt FG second chance in the paint, layup made (6)	10-8	2	
14:57		10-10	0	24 UDEZE M 2pt FG in the paint, layup made (6)
14:56	5 DIALLO I substitution out			
14:56	23 TOLBERT S substitution out			
14:56	22 VAIHOLA R substitution in			
14:56	31 GORENER T substitution in			
14:56				13 JOHNSON J substitution out
14:56				0 JENKINS K substitution in
14:41	10 MOORE O turnover travel (1)			
14:41	13 CARDENAS A substitution out			
14:41	1 ANDERSON G substitution in			
14:22				53 ALLICK J 2pt FG from turnover in the paint, turnaround jump shot missed
14:19	1 ANDERSON G defensive rebound (1)			
13:57	1 ANDERSON G 3pt FG , jump shot made (3)	13-10	3	



Official Basketball Play by Play - First Half
New Mexico at San Jose St.
 02/17/23 Provident Credit Union Event Center, San Jose, CA
 2022-23 Men's Basketball

Game Time: 7:30 PM
Game Duration: 1:55
Attendance: 2,917

Officials: Mike Scyphers, Larry Spaulding, Amy Bonner

Game Time	SJSU	Score	Diff	UNM
13:57	10 MOORE O assist (2)			
13:44		13-12	1	10 HOUSE J 2pt FG in the paint, layup made (2)
13:22	31 GORENER T 3pt FG , jump shot missed			
13:19	15 ANDERSON T offensive rebound (1)			
13:19	15 ANDERSON T foul drawn (1)			5 MASHBURN, JR. J foul personal (1 - 1)
13:08	10 MOORE O 3pt FG second chance, jump shot missed			
13:03				5 MASHBURN, JR. J defensive rebound (2)
12:58		13-14	-1	5 MASHBURN, JR. J 2pt FG outside the paint, jump shot made (6)
12:28	1 ANDERSON G foul drawn (1)			53 ALLICK J foul personal (1 - 2)
12:28	10 MOORE O substitution out			
12:28	13 CARDENAS A substitution in			
12:28				5 MASHBURN, JR. J substitution out
12:28				53 ALLICK J substitution out
12:28				2 DENT D substitution in
12:28				34 SECK B substitution in
12:14	22 VAIHOLA R 2pt FG in the paint, jump shot made (2)	15-14	1	
12:14	1 ANDERSON G assist (1)			
11:56	13 CARDENAS A foul personal (1 - 2)			24 UDEZE M foul drawn (1)
11:56				Timeout media
11:56				Timeout media
11:53		15-16	-1	0 JENKINS K 2pt FG outside the paint, jump shot made (2)
11:35	1 ANDERSON G 2pt FG in the paint, jump shot missed			
11:30	22 VAIHOLA R offensive rebound (1)			
11:31	22 VAIHOLA R 2pt FG second chance in the paint, layup missed			
11:29				24 UDEZE M defensive rebound (1)
11:23				10 HOUSE J 2pt FG outside the paint, jump shot blocked
11:23	31 GORENER T block (1)			
11:23				offensive rebound (5)
11:23	15 ANDERSON T substitution out			
11:23	23 TOLBERT S substitution in			
11:23				10 HOUSE J substitution out
11:23				24 UDEZE M substitution out
11:23				5 MASHBURN, JR. J substitution in
11:23				53 ALLICK J substitution in
11:14	1 ANDERSON G foul shooting (1 - 3)			5 MASHBURN, JR. J foul drawn (2)
11:14		15-17	-2	5 MASHBURN, JR. J free throw 1 - 2 made (7)
11:14		15-18	-3	5 MASHBURN, JR. J free throw 2 - 2 made (8)
10:48	13 CARDENAS A turnover travel (1)			
10:40	1 ANDERSON G steal (1)			2 DENT D turnover lost ball (1)
10:37	1 ANDERSON G 2pt FG from turnover in the paint, layup missed			
10:35	23 TOLBERT S offensive rebound (2)			
10:22	31 GORENER T 2pt FG from turnover second chance outside the paint, jump shot missed			
10:18	23 TOLBERT S offensive rebound (3)			
10:19	1 ANDERSON G substitution out			
10:19	10 MOORE O substitution in			
10:19	Timeout 30 Sec			
10:19				34 SECK B substitution out
10:19				24 UDEZE M substitution in



Official Basketball Play by Play - First Half
New Mexico at San Jose St.
 02/17/23 Provident Credit Union Event Center, San Jose, CA
 2022-23 Men's Basketball

Game Time: 7:30 PM
Game Duration: 1:55
Attendance: 2,917

Officials: Mike Scyphers, Larry Spaulding, Amy Bonner

Game Time	SJSU	Score	Diff	UNM
10:16	31 GORENER T 3pt FG from turnover second chance, jump shot missed			
10:13				2 DENT D defensive rebound (1)
09:52				24 UDEZE M 2pt FG outside the paint, turnaround jump shot missed
09:48				53 ALLICK J offensive rebound (1)
09:47	13 CARDENAS A foul shooting (2 - 4)			2 DENT D foul drawn (1)
09:47		15-19	-4	2 DENT D free throw 1 - 2 made (1)
09:47	13 CARDENAS A substitution out			
09:47	22 VAIHOLA R substitution out			
09:47	1 ANDERSON G substitution in			
09:47	5 DIALLO I substitution in			
09:47				0 JENKINS K substitution out
09:47				13 JOHNSON J substitution in
09:47		15-20	-5	2 DENT D free throw 2 - 2 made (2)
09:31	1 ANDERSON G foul drawn (2)			2 DENT D foul shooting (1 - 3)
09:31	1 ANDERSON G free throw 1 - 2 made (4)	16-20	-4	
09:31	1 ANDERSON G free throw 2 - 2 made (5)	17-20	-3	
09:20		17-22	-5	24 UDEZE M 2pt FG in the paint, dunk, made (8)
09:20				5 MASHBURN, JR. J assist (2)
09:03	23 TOLBERT S 2pt FG in the paint, dunk, blocked			
09:03				24 UDEZE M block (1)
09:03				24 UDEZE M defensive rebound (2)
08:43		17-24	-7	5 MASHBURN, JR. J 2pt FG in the paint, hook shot made (10)
08:24	1 ANDERSON G turnover bad pass (1)			
08:24	1 ANDERSON G substitution out			
08:24	11 ELDER J substitution in			
08:14		17-26	-9	24 UDEZE M 2pt FG from turnover in the paint, layup made (10)
08:14				5 MASHBURN, JR. J assist (3)
07:58	10 MOORE O 2pt FG outside the paint, jump shot made (4)	19-26	-7	
07:32				53 ALLICK J 2pt FG in the paint, layup blocked
07:32	5 DIALLO I block (1)			
07:29	10 MOORE O defensive rebound (1)			
07:25	31 GORENER T 3pt FG , jump shot missed			
07:22				5 MASHBURN, JR. J defensive rebound (3)
07:08	23 TOLBERT S foul shooting (1 - 5)			53 ALLICK J foul drawn (1)
07:08	31 GORENER T substitution out			
07:08	15 ANDERSON T substitution in			
07:08				2 DENT D substitution out
07:08				24 UDEZE M substitution out
07:08				10 HOUSE J substitution in
07:08				34 SECK B substitution in
07:08		19-27	-8	53 ALLICK J free throw 1 - 2 made (1)
07:08		19-28	-9	53 ALLICK J free throw 2 - 2 made (2)
06:59	15 ANDERSON T foul drawn (2)			13 JOHNSON J foul personal (1 - 4)
06:48	10 MOORE O 2pt FG in the paint, layup missed			
06:47	offensive rebound (12)			
06:43	10 MOORE O 2pt FG second chance in the paint, jump shot missed			
06:41				53 ALLICK J defensive rebound (2)



Official Basketball Play by Play - First Half
New Mexico at San Jose St.
 02/17/23 Provident Credit Union Event Center, San Jose, CA
 2022-23 Men's Basketball

Game Time: 7:30 PM
Game Duration: 1:55
Attendance: 2,917

Officials: Mike Scyphers, Larry Spaulding, Amy Bonner

Game Time	SJSU	Score	Diff	UNM
06:37				10 HOUSE J 2pt FG in the paint, layup missed
06:35	11 ELDER J defensive rebound (1)			
06:29	11 ELDER J 3pt FG , jump shot missed			
06:25				34 SECK B defensive rebound (1)
06:21		19-30	-11	53 ALLICK J 2pt FG fast break in the paint, dunk, made (4)
06:21				10 HOUSE J assist (1)
06:00	10 MOORE O turnover bad pass (2)			10 HOUSE J steal (1)
05:56		19-32	-13	10 HOUSE J 2pt FG fast break from turnover in the paint, layup made (4)
05:41	10 MOORE O 3pt FG , jump shot missed			
05:37	11 ELDER J offensive rebound (2)			
05:36	11 ELDER J 2pt FG second chance in the paint, layup blocked			
05:36				10 HOUSE J block (1)
05:32	11 ELDER J offensive rebound (3)			
05:33	11 ELDER J foul drawn (1)			10 HOUSE J foul shooting (1 - 5)
05:33	11 ELDER J free throw 1 - 2 made (1)	20-32	-12	
05:33	5 DIALLO I substitution out			
05:33	15 ANDERSON T substitution out			
05:33	22 VAIHOLA R substitution in			
05:33	31 GORENER T substitution in			
05:33				34 SECK B substitution out
05:33				24 UDEZE M substitution in
05:33	11 ELDER J free throw 2 - 2 made (2)	21-32	-11	
05:33	11 ELDER J substitution out			
05:33	13 CARDENAS A substitution in			
05:21		21-35	-14	5 MASHBURN, JR. J 3pt FG , jump shot made (13)
04:58	13 CARDENAS A turnover bad pass (2)			10 HOUSE J steal (2)
04:50		21-37	-16	5 MASHBURN, JR. J 2pt FG fast break from turnover outside the paint, turnaround jump shot made (15)
04:49	Timeout 30 Sec			
04:33	31 GORENER T 2pt FG outside the paint, jump shot missed			
04:29				53 ALLICK J defensive rebound (3)
04:22				5 MASHBURN, JR. J 3pt FG , jump shot missed
04:18	10 MOORE O defensive rebound (2)			
04:05	13 CARDENAS A turnover bad pass (3)			
04:05	22 VAIHOLA R substitution out			
04:05	5 DIALLO I substitution in			
04:05				5 MASHBURN, JR. J substitution out
04:05				0 JENKINS K substitution in
03:55		21-40	-19	13 JOHNSON J 3pt FG from turnover, jump shot made (3)
03:55				0 JENKINS K assist (1)
03:36	10 MOORE O 3pt FG , jump shot made (7)	24-40	-16	
03:36	31 GORENER T assist (1)			
03:14		24-43	-19	0 JENKINS K 3pt FG , jump shot made (5)
03:14				53 ALLICK J assist (1)
02:52	31 GORENER T 2pt FG in the paint, layup missed			
02:49	5 DIALLO I offensive rebound (4)			
02:49	5 DIALLO I 2pt FG second chance in the paint, layup made (8)	26-43	-17	
02:32	13 CARDENAS A foul shooting (3 - 6)			24 UDEZE M foul drawn (2)
02:32				Timeout media



Official Basketball Play by Play - First Half
New Mexico at San Jose St.
 02/17/23 Provident Credit Union Event Center, San Jose, CA
 2022-23 Men's Basketball

Game Time: 7:30 PM
Game Duration: 1:55
Attendance: 2,917

Officials: Mike Scyphers, Larry Spaulding, Amy Bonner

Game Time	SJSU	Score	Diff	UNM
02:32	13 CARDENAS A substitution out			
02:32	23 TOLBERT S substitution out			
02:32	15 ANDERSON T substitution in			
02:32	22 VAIHOLA R substitution in			
02:32		26-44	-18	24 UDEZE M free throw 1 - 2 made (11)
02:32		26-45	-19	24 UDEZE M free throw 2 - 2 made (12)
02:21	22 VAIHOLA R turnover bad pass (1)			0 JENKINS K steal (1)
02:10	5 DIALLO I foul shooting (1 - 7)			24 UDEZE M foul drawn (3)
02:10		26-46	-20	24 UDEZE M free throw 1 - 2 made (13)
02:10		26-47	-21	24 UDEZE M free throw 2 - 2 made (14)
02:10				0 JENKINS K substitution out
02:10				5 MASHBURN, JR. J substitution in
02:03	31 GORENER T 3pt FG , jump shot missed			
02:00				24 UDEZE M defensive rebound (3)
02:00	5 DIALLO I foul personal (2 - 8)			24 UDEZE M foul drawn (4)
02:00	5 DIALLO I substitution out			
02:00	23 TOLBERT S substitution in			
02:00		26-48	-22	24 UDEZE M 1&1 free throw 1 made (15)
02:00				24 UDEZE M 1&1 free throw 2 missed
01:58	22 VAIHOLA R defensive rebound (2)			
01:43	15 ANDERSON T 2pt FG outside the paint, turnaround jump shot missed			
01:40				5 MASHBURN, JR. J defensive rebound (4)
01:37				13 JOHNSON J 3pt FG , jump shot missed
01:33	31 GORENER T defensive rebound (1)			
01:17				Timeout 30 Sec
01:09	22 VAIHOLA R 2pt FG in the paint, layup made (4)	28-48	-20	
01:09	10 MOORE O assist (3)			
00:58		28-50	-22	24 UDEZE M 2pt FG in the paint, layup made (17)
00:58				10 HOUSE J assist (2)
00:35	15 ANDERSON T foul drawn (3)			53 ALLICK J foul shooting (2 - 6)
00:35	15 ANDERSON T free throw 1 - 2 made (1)	29-50	-21	
00:35				0 JENKINS K substitution in
00:35				53 ALLICK J substitution out
00:35	15 ANDERSON T free throw 2 - 2 missed			
00:34	23 TOLBERT S offensive rebound (4)			
00:24	23 TOLBERT S 2pt FG second chance in the paint, jump shot missed			
00:21	22 VAIHOLA R offensive rebound (3)			
00:21	22 VAIHOLA R 2pt FG second chance in the paint, layup missed			
00:18				24 UDEZE M defensive rebound (4)
00:05				24 UDEZE M 2pt FG in the paint, hook shot missed
00:03	10 MOORE O defensive rebound (3)			
00:03	10 MOORE O foul drawn (1)			10 HOUSE J foul personal (2 - 7)
00:03				10 HOUSE J substitution out
00:03				2 DENT D substitution in
00:03	10 MOORE O 1&1 free throw 1 missed			
00:02	22 VAIHOLA R offensive rebound (4)			
00:02	22 VAIHOLA R 2pt FG second chance in the paint, layup made (6)	31-50	-19	



Official Basketball Play by Play - First Half
New Mexico at San Jose St.
02/17/23 Provident Credit Union Event Center, San Jose, CA
2022-23 Men's Basketball

Game Time: 7:30 PM
Game Duration: 1:55
Attendance: 2,917

Officials: Mike Scyphers, Larry Spaulding, Amy Bonner

Game Time	SJSU	Score	Diff	UNM
END OF PERIOD				
SJSU 31-50 UNM				



Officials: Mike Scyphers, Larry Spaulding, Amy Bonner

New Mexico - 50

NO.	Name	F	Min	FG			Rebounds			Fouls		TP	AS	TO	ST	Blocks		+/-
				M-A	3P	FT	OR	DR	TOT	PF	FD					BS	BA	
24	Morris Udeze	F	17:21	6-9	0-0	5-6	0	4	4	0	4	17	0	0	0	1	0	12
53	Josiah Allick	F	18:20	1-3	0-0	2-2	1	2	3	2	1	4	1	0	0	0	1	21
5	Jamal Mashburn, Jr.	G	17:00	6-7	1-2	2-2	0	4	4	1	2	15	3	0	0	0	0	14
10	Jaelen House	G	15:41	2-5	0-0	0-0	0	0	0	2	0	4	2	0	2	1	1	15
13	Javonté Johnson	G	14:51	1-3	1-3	0-0	0	0	0	1	0	3	0	0	0	0	0	15
0	KJ Jenkins		07:39	2-2	1-1	0-0	0	0	0	0	0	5	1	0	1	0	0	7
2	Donovan Dent		05:24	0-0	0-0	2-2	0	1	1	1	1	2	0	1	0	0	0	4
34	Birima Seck		03:44	0-0	0-0	0-0	0	1	1	0	0	0	0	0	0	0	0	7
Team							1	1	2			0		0				
Totals				18-29	3-6	11-12	2	13	15	7	8	50	7	1	3	2	2	19

Shooting By Period		
1st	FG%	18-29 62.1%
	3PT%	3-6 50.0%
	FT%	11-12 91.7%
GM	FG%	18-29 62.1%
	3PT%	3-6 50.0%
	FT%	11-12 91.7%

Dead Ball Rebounds: 0, 0

Technical Fouls::NONE

San Jose St. - 31

NO.	Name	F	Min	FG			Rebounds			Fouls		TP	AS	TO	ST	Blocks		+/-
				M-A	3P	FT	OR	DR	TOT	PF	FD					BS	BA	
15	Trey Anderson	F	12:44	0-1	0-0	1-2	1	0	1	1	3	1	0	0	0	0	0	-8
23	Sage Tolbert	F	15:55	0-4	0-1	0-0	3	1	4	1	0	0	0	0	0	0	1	-14
5	Ibrahima Diallo	C	11:23	4-5	0-0	0-0	3	1	4	2	0	8	0	0	0	1	0	-13
10	Omari Moore	G	17:51	3-7	1-3	0-1	0	3	3	0	1	7	3	2	0	0	0	-17
13	Alvaro Cardenas	G	11:01	1-2	0-0	0-0	0	0	0	3	0	2	0	3	0	0	0	-9
22	Robert Vaihola		09:09	3-5	0-0	0-0	3	1	4	0	0	6	0	1	0	0	0	-10
31	Tibet Gorener		13:21	0-7	0-4	0-0	0	1	1	0	0	0	1	0	0	1	0	-14
1	Garrett Anderson		05:45	1-3	1-1	2-2	0	1	1	1	2	5	1	1	1	0	0	-6
11	JT Elder		02:51	0-2	0-1	2-2	2	1	3	0	1	2	0	0	0	0	1	-4
Team							1	1	2			0		0				
Totals				12-36	2-10	5-7	13	10	23	8	7	31	5	7	1	2	2	-19

Shooting By Period		
1st	FG%	12-36 33.3%
	3PT%	2-10 20.0%
	FT%	5-7 71.4%
GM	FG%	12-36 33.3%
	3PT%	2-10 20.0%
	FT%	5-7 71.4%

Dead Ball Rebounds: 0, 0

Technical Fouls::NONE

	UNM	SJSU
Biggest lead	22 (1 st 2:00)	3 (1 st 13:57)
Best Scoring Run	8 (1 st 3:55)	4 (1 st 16:41)
Lead Changes	4	
Times Tied	5	
Time with Lead	13:57	01:58

	UNM	SJSU
Points from		
Turnovers	11	0
Paint	22	16
Second Chance	4	10
Fast Breaks	7	0
Bench	7	13

Period by Period Scoring			
	1st	2nd	TOT
UNM	50	46	96
SJSU	31	37	68



Officials: Mike Scyphers, Larry Spaulding, Amy Bonner

Period 2

Quarter Starters:

SJSU	5 Diallo I	10 Moore O	13 Cardenas A	15 Anderson T	23 Tolbert S
UNM	5 Mashburn, Jr. J	10 House J	13 Johnson J	24 Udeze M	53 Allick J

Game Time	SJSU	Score	Diff	UNM
20:00	22 VAIHOLA R substitution out			
20:00	31 GORENER T substitution out			
20:00	5 DIALLO I substitution in			
20:00	13 CARDENAS A substitution in			
20:00				0 JENKINS K substitution out
20:00				2 DENT D substitution out
20:00				10 HOUSE J substitution in
20:00				53 ALLICK J substitution in
19:38	15 ANDERSON T 2pt FG in the paint, jump shot missed			
19:36				24 UDEZE M defensive rebound (5)
19:31		31-53	-22	5 MASHBURN, JR. J 3pt FG fast break, jump shot made (18)
19:31				10 HOUSE J assist (3)
19:16	10 MOORE O 3pt FG , jump shot made (10)	34-53	-19	
19:16	5 DIALLO I assist (1)			
18:48		34-55	-21	24 UDEZE M 2pt FG in the paint, layup made (19)
18:27	5 DIALLO I 2pt FG in the paint, layup missed			
18:25	5 DIALLO I offensive rebound (5)			
18:25	5 DIALLO I 2pt FG second chance in the paint, layup made (10)	36-55	-19	
18:25	5 DIALLO I foul drawn (1)			13 JOHNSON J foul shooting (2 - 1)
18:25	5 DIALLO I free throw 1 - 1 missed			
18:24				13 JOHNSON J defensive rebound (1)
18:06	5 DIALLO I foul shooting (3 - 1)			24 UDEZE M foul drawn (5)
18:06				24 UDEZE M free throw 1 - 2 missed
18:06				offensive dead ball rebound (1)
18:06		36-56	-20	24 UDEZE M free throw 2 - 2 made (20)
17:56	13 CARDENAS A 3pt FG , jump shot missed			
17:51				24 UDEZE M defensive rebound (6)
17:46				10 HOUSE J 2pt FG outside the paint, jump shot missed
17:44	5 DIALLO I defensive rebound (6)			
17:36	5 DIALLO I 2pt FG in the paint, layup missed			
17:33	5 DIALLO I offensive rebound (7)			
17:33	5 DIALLO I 2pt FG second chance in the paint, layup made (12)	38-56	-18	
17:33	5 DIALLO I foul drawn (2)			24 UDEZE M foul shooting (1 - 2)
17:33	5 DIALLO I free throw 1 - 1 missed			
17:32				24 UDEZE M defensive rebound (7)
17:25	15 ANDERSON T foul shooting (2 - 2)			5 MASHBURN, JR. J foul drawn (3)
17:25		38-57	-19	5 MASHBURN, JR. J free throw fast break 1 - 2 made (19)
17:25	5 DIALLO I substitution out			
17:25	22 VAIHOLA R substitution in			
17:25		38-58	-20	5 MASHBURN, JR. J free throw fast break 2 - 2 made (20)
17:04	15 ANDERSON T 2pt FG in the paint, jump shot missed			
17:01	23 TOLBERT S offensive rebound (5)			



Official Basketball Play by Play - Second Half
New Mexico at San Jose St.
 02/17/23 Provident Credit Union Event Center, San Jose, CA
 2022-23 Men's Basketball

Game Time: 7:30 PM
Game Duration: 1:55
Attendance: 2,917

Officials: Mike Scyphers, Larry Spaulding, Amy Bonner

Game Time	SJSU	Score	Diff	UNM
17:02	15 ANDERSON T 2pt FG second chance in the paint, jump shot missed			
16:59	22 VAIHOLA R offensive rebound (5)			
17:01	22 VAIHOLA R foul drawn (1)			53 ALLICK J foul shooting (3 - 3)
17:01				53 ALLICK J substitution out
17:01				34 SECK B substitution in
17:01	22 VAIHOLA R free throw fast break 1 - 2 made (7)	39-58	-19	
17:01	22 VAIHOLA R free throw fast break 2 - 2 made (8)	40-58	-18	
16:45				Timeout 30 Sec
16:36				10 HOUSE J 2pt FG outside the paint, turnaround jump shot missed
16:33	23 TOLBERT S defensive rebound (6)			
16:16	23 TOLBERT S 2pt FG in the paint, turnaround jump shot missed			
16:13				24 UDEZE M defensive rebound (8)
15:56		40-60	-20	24 UDEZE M 2pt FG in the paint, layup made (22)
15:56				10 HOUSE J assist (4)
15:33	13 CARDENAS A turnover bad pass (4)			10 HOUSE J steal (3)
15:32	22 VAIHOLA R foul personal (1 - 3)			10 HOUSE J foul drawn (1)
15:32	23 TOLBERT S substitution out			
15:32	31 GORENER T substitution in			
15:18				10 HOUSE J 2pt FG from turnover in the paint, layup blocked
15:18	22 VAIHOLA R block (1)			
15:14	15 ANDERSON T defensive rebound (2)			
15:08	13 CARDENAS A 3pt FG , jump shot missed			
15:05				10 HOUSE J defensive rebound (1)
15:00				5 MASHBURN, JR. J 3pt FG , jump shot missed
14:57				34 SECK B offensive rebound (2)
14:54	22 VAIHOLA R steal (1)			34 SECK B turnover bad pass (1)
14:45	10 MOORE O 3pt FG from turnover, jump shot missed			
14:42				24 UDEZE M defensive rebound (9)
14:34		40-62	-22	5 MASHBURN, JR. J 2pt FG outside the paint, jump shot made (22)
14:34	22 VAIHOLA R foul shooting (2 - 4)			5 MASHBURN, JR. J foul drawn (4)
14:34	13 CARDENAS A substitution out			
14:34	15 ANDERSON T substitution out			
14:34	1 ANDERSON G substitution in			
14:34	23 TOLBERT S substitution in			
14:34				10 HOUSE J substitution out
14:34				13 JOHNSON J substitution out
14:34				24 UDEZE M substitution out
14:34				0 JENKINS K substitution in
14:34				2 DENT D substitution in
14:34				53 ALLICK J substitution in
14:34		40-63	-23	5 MASHBURN, JR. J free throw 1 - 1 made (23)
14:12	10 MOORE O foul drawn (2)			5 MASHBURN, JR. J foul shooting (2 - 4)
14:12	10 MOORE O free throw 1 - 2 made (11)	41-63	-22	
14:12	10 MOORE O free throw 2 - 2 made (12)	42-63	-21	
14:02		42-65	-23	53 ALLICK J 2pt FG in the paint, layup made (6)
14:02				2 DENT D assist (1)



Official Basketball Play by Play - Second Half
New Mexico at San Jose St.
 02/17/23 Provident Credit Union Event Center, San Jose, CA
 2022-23 Men's Basketball

Game Time: 7:30 PM
Game Duration: 1:55
Attendance: 2,917

Officials: Mike Scyphers, Larry Spaulding, Amy Bonner

Game Time	SJSU	Score	Diff	UNM
13:42	10 MOORE O 3pt FG , jump shot made (15)	45-65	-20	
13:25		45-68	-23	0 JENKINS K 3pt FG , jump shot made (8)
13:25				2 DENT D assist (2)
13:03	10 MOORE O 3pt FG , jump shot missed			
12:59				0 JENKINS K defensive rebound (1)
12:49	10 MOORE O foul shooting (1 - 5)			5 MASHBURN, JR. J foul drawn (5)
12:48		45-69	-24	5 MASHBURN, JR. J free throw 1 - 2 made (24)
12:48	10 MOORE O substitution out			
12:48	13 CARDENAS A substitution in			
12:48		45-70	-25	5 MASHBURN, JR. J free throw 2 - 2 made (25)
12:48				5 MASHBURN, JR. J substitution out
12:48				13 JOHNSON J substitution in
12:31	1 ANDERSON G 3pt FG , jump shot missed			
12:27	23 TOLBERT S offensive rebound (7)			
12:18	13 CARDENAS A 2pt FG second chance outside the paint, jump shot missed			
12:14	22 VAIHOLA R offensive rebound (6)			
12:15	22 VAIHOLA R foul drawn (2)			53 ALLICK J foul personal (4 - 5)
12:15				53 ALLICK J substitution out
12:15				24 UDEZE M substitution in
12:11	13 CARDENAS A 2pt FG second chance in the paint, jump shot made (4)	47-70	-23	
11:49	13 CARDENAS A steal (1)			2 DENT D turnover bad pass (2)
11:28	1 ANDERSON G 2pt FG from turnover in the paint, jump shot made (7)	49-70	-21	
11:07		49-72	-23	24 UDEZE M 2pt FG in the paint, turnaround jump shot made (24)
10:52	13 CARDENAS A 2pt FG in the paint, layup made (6)	51-72	-21	
10:52	22 VAIHOLA R assist (1)			
10:52	13 CARDENAS A foul drawn (1)			2 DENT D foul shooting (2 - 6)
10:52	Timeout media			
10:52	22 VAIHOLA R substitution out			
10:52	5 DIALLO I substitution in			
10:52	13 CARDENAS A free throw 1 - 1 missed			
10:50				24 UDEZE M defensive rebound (10)
10:37				0 JENKINS K 2pt FG outside the paint, jump shot missed
10:34	5 DIALLO I defensive rebound (8)			
10:23	13 CARDENAS A 2pt FG in the paint, jump shot missed			
10:21				2 DENT D defensive rebound (2)
10:09				0 JENKINS K 2pt FG outside the paint, jump shot missed
10:04				offensive rebound (27)
10:04	31 GORENER T substitution out			
10:04	10 MOORE O substitution in			
09:52				2 DENT D 2pt FG second chance in the paint, layup missed
09:49				24 UDEZE M offensive rebound (11)
09:48		51-74	-23	24 UDEZE M 2pt FG second chance in the paint, hook shot made (26)
09:29	1 ANDERSON G 3pt FG , jump shot missed			
09:25	1 ANDERSON G offensive rebound (2)			
09:26	1 ANDERSON G foul drawn (3)			2 DENT D foul personal (3 - 7)
09:26				2 DENT D substitution out



Officials: Mike Scyphers, Larry Spaulding, Amy Bonner

Game Time	SJSU	Score	Diff	UNM
09:26				10 HOUSE J substitution in
09:26	1 ANDERSON G 1&1 free throw 1 made (8)	52-74	-22	
09:26	1 ANDERSON G 1&1 free throw 2 made (9)	53-74	-21	
09:12	5 DIALLO I foul shooting (4 - 6)			24 UDEZE M foul drawn (6)
09:12	5 DIALLO I substitution out			
09:12	22 VAIHOLA R substitution in			
09:08		53-75	-22	24 UDEZE M free throw 1 - 2 made (27)
09:08				24 UDEZE M free throw 2 - 2 missed
09:05	23 TOLBERT S defensive rebound (8)			
08:55	13 CARDENAS A 3pt FG , jump shot missed			
08:53	22 VAIHOLA R offensive rebound (7)			
08:52	22 VAIHOLA R 2pt FG second chance in the paint, layup blocked			
08:52				34 SECK B block (1)
08:51	22 VAIHOLA R offensive rebound (8)			
08:51				0 JENKINS K substitution out
08:51				5 MASHBURN, JR. J substitution in
08:46	10 MOORE O 2pt FG second chance in the paint, jump shot blocked			
08:46				24 UDEZE M block (2)
08:46	offensive rebound (38)			
08:40	1 ANDERSON G 3pt FG fast break second chance, jump shot made (12)	56-75	-19	
08:40	13 CARDENAS A assist (1)			
08:15		56-78	-22	10 HOUSE J 3pt FG , jump shot made (7)
07:58	22 VAIHOLA R turnover bad pass (2)			
07:58	Timeout media			
07:35	23 TOLBERT S steal (1)			10 HOUSE J turnover lost ball (1)
07:32	10 MOORE O foul drawn (3)			5 MASHBURN, JR. J foul personal (3 - 8)
07:32	10 MOORE O 1&1 free throw 1 made (16)	57-78	-21	
07:32				34 SECK B substitution out
07:32				53 ALLICK J substitution in
07:32	10 MOORE O 1&1 free throw 2 missed			
07:31	offensive rebound (39)			
07:28	10 MOORE O turnover bad pass (3)			10 HOUSE J steal (4)
07:25				10 HOUSE J 2pt FG from turnover in the paint, layup missed
07:23				24 UDEZE M offensive rebound (12)
07:25	23 TOLBERT S foul personal (2 - 7)			24 UDEZE M foul drawn (7)
07:23		57-79	-22	24 UDEZE M 1&1 free throw 1 made (28)
07:23		57-80	-23	24 UDEZE M 1&1 free throw 2 made (29)
07:11	1 ANDERSON G 3pt FG , jump shot missed			
07:07	22 VAIHOLA R offensive rebound (9)			
06:59	10 MOORE O turnover travel (4)			
06:49		57-82	-25	5 MASHBURN, JR. J 2pt FG from turnover in the paint, layup made (27)
06:49				13 JOHNSON J assist (1)
06:23	13 CARDENAS A 2pt FG in the paint, layup made (8)	59-82	-23	
06:02				10 HOUSE J turnover bad pass (2)
06:02	1 ANDERSON G substitution out			
06:02	11 ELDER J substitution in			



Official Basketball Play by Play - Second Half
New Mexico at San Jose St.
 02/17/23 Provident Credit Union Event Center, San Jose, CA
 2022-23 Men's Basketball

Game Time: 7:30 PM
Game Duration: 1:55
Attendance: 2,917

Officials: Mike Scyphers, Larry Spaulding, Amy Bonner

Game Time	SJSU	Score	Diff	UNM
05:49	13 CARDENAS A turnover bad pass (5)			10 HOUSE J steal (5)
05:40		59-84	-25	13 JOHNSON J 2pt FG from turnover in the paint, layup made (5)
05:40				10 HOUSE J assist (5)
05:21	23 TOLBERT S 3pt FG , jump shot missed			
05:18	offensive rebound (41)			
05:18	13 CARDENAS A substitution out			
05:18	22 VAHOLA R substitution out			
05:18	23 TOLBERT S substitution out			
05:18	5 DIALLO I substitution in			
05:18	15 ANDERSON T substitution in			
05:18	31 GORENER T substitution in			
05:18				10 HOUSE J substitution out
05:18				2 DENT D substitution in
05:12	10 MOORE O 3pt FG second chance , jump shot missed			
05:09	10 MOORE O offensive rebound (4)			
05:05	15 ANDERSON T 3pt FG second chance , jump shot made (4)	62-84	-22	
05:05	31 GORENER T assist (2)			
04:46				53 ALLICK J 2pt FG in the paint, layup missed
04:44	5 DIALLO I defensive rebound (9)			
04:29	5 DIALLO I foul drawn (3)			24 UDEZE M foul personal (2 - 9)
04:29	5 DIALLO I 1&1 free throw 1 missed			
04:28				13 JOHNSON J defensive rebound (2)
04:11		62-86	-24	24 UDEZE M 2pt FG in the paint, jump shot made (31)
03:58	31 GORENER T 3pt FG , jump shot missed			
03:55	11 ELDER J offensive rebound (4)			
03:55	11 ELDER J foul drawn (2)			2 DENT D foul shooting (4 - 10)
03:55	Timeout media			
03:55				5 MASHBURN, JR. J substitution out
03:55				0 JENKINS K substitution in
03:55	11 ELDER J free throw 1 - 2 made (3)	63-86	-23	
03:55	11 ELDER J free throw 2 - 2 made (4)	64-86	-22	
03:45		64-88	-24	2 DENT D 2pt FG in the paint, layup made (4)
03:27	11 ELDER J 2pt FG in the paint, jump shot missed			
03:24				53 ALLICK J defensive rebound (4)
03:14		64-90	-26	2 DENT D 2pt FG in the paint, jump shot made (6)
03:14	11 ELDER J foul shooting (1 - 8)			2 DENT D foul drawn (2)
03:14	15 ANDERSON T substitution out			
03:14	1 ANDERSON G substitution in			
03:14				24 UDEZE M substitution out
03:14				34 SECK B substitution in
03:14				2 DENT D free throw 1 - 1 missed
03:14	defensive rebound (45)			
02:51	10 MOORE O foul drawn (4)			13 JOHNSON J foul shooting (3 - 11)
02:51	10 MOORE O free throw 1 - 2 made (17)	65-90	-25	
02:51	5 DIALLO I substitution out			
02:51	33 SIMETH K substitution in			
02:51	10 MOORE O free throw 2 - 2 made (18)	66-90	-24	
02:51	10 MOORE O substitution out			



Official Basketball Play by Play - Second Half
New Mexico at San Jose St.
 02/17/23 Provident Credit Union Event Center, San Jose, CA
 2022-23 Men's Basketball

Game Time: 7:30 PM
Game Duration: 1:55
Attendance: 2,917

Officials: Mike Scyphers, Larry Spaulding, Amy Bonner

Game Time	SJSU	Score	Diff	UNM
02:51	4 TORBOR L substitution in			
02:43	31 GORENER T foul shooting (1 - 9)			2 DENT D foul drawn (3)
02:43		66-91	-25	2 DENT D free throw fast break 1 - 2 made (7)
02:43				2 DENT D free throw fast break 2 - 2 missed
02:42	11 ELDER J defensive rebound (5)			
02:33	31 GORENER T 3pt FG , jump shot missed			
02:29	offensive rebound (47)			
02:17	33 SIMETH K foul drawn (1)			13 JOHNSON J foul shooting (4 - 12)
02:17	33 SIMETH K free throw 1 - 2 missed			
02:17	offensive dead ball rebound (1)			
02:17	11 ELDER J substitution out			
02:17	31 GORENER T substitution out			
02:17	20 KING K substitution in			
02:17	21 D'AUGUSTA N substitution in			
02:17	33 SIMETH K free throw 2 - 2 missed			
02:16				53 ALLICK J defensive rebound (5)
01:51		66-93	-27	53 ALLICK J 2pt FG in the paint, dunk, made (8)
01:51				2 DENT D assist (3)
01:35	20 KING K 3pt FG , jump shot missed			
01:32				53 ALLICK J defensive rebound (6)
01:26	1 ANDERSON G substitution out			
01:26	33 SIMETH K substitution out			
01:26	12 NDIGWE U substitution in			
01:26	25 PERRY R substitution in			
01:26				0 JENKINS K substitution out
01:26				53 ALLICK J substitution out
01:26				20 FINO-A-LASELF S substitution in
01:26				32 MANZANARES M substitution in
01:09		66-96	-30	13 JOHNSON J 3pt FG , jump shot made (8)
01:09				2 DENT D assist (4)
00:55	20 KING K foul drawn (1)			32 MANZANARES M foul personal (1 - 13)
00:55	20 KING K free throw 1 - 2 made (1)	67-96	-29	
00:55	20 KING K free throw 2 - 2 made (2)	68-96	-28	
00:46				20 FINO-A-LASELF S 2pt FG in the paint, layup missed
00:40				34 SECK B offensive rebound (3)
00:40				34 SECK B 2pt FG second chance in the paint, layup missed
00:40	21 D'AUGUSTA N defensive rebound (1)			
00:32	20 KING K turnover lost ball (1)			32 MANZANARES M steal (1)
00:01	20 KING K steal (1)			34 SECK B turnover bad pass (2)
END OF GAME				
SJSU 68-96 UNM				



Officials: Mike Scyphers, Larry Spaulding, Amy Bonner

New Mexico - 46

NO.	Name	Min	FG			Rebounds			Fouls		TP	AS	TO	ST	Blocks		+/-
			M-A	3P	FT	OR	DR	TOT	PF	FD					BS	BA	
24	Morris Udeze	F 14:27	5-5	0-0	4-6	2	6	8	2	3	14	0	0	0	1	0	4
53	Josiah Allick	F 11:24	2-3	0-0	0-0	0	3	3	2	0	4	0	0	0	0	0	10
5	Jamal Mashburn, Jr.	G 12:08	3-4	1-2	5-5	0	0	0	2	3	12	0	0	0	0	0	8
10	Jaelen House	G 09:34	1-5	1-1	0-0	0	1	1	0	1	3	3	2	3	0	1	5
13	Javonté Johnson	G 18:14	2-2	1-1	0-0	0	2	2	3	0	5	1	0	0	0	0	6
34	Birima Seck	12:43	0-1	0-0	0-0	2	0	2	0	0	0	0	2	0	1	0	3
0	KJ Jenkins	08:12	1-3	1-1	0-0	0	1	1	0	0	3	0	0	0	0	0	3
2	Donovan Dent	10:26	2-3	0-0	1-3	0	1	1	3	2	5	4	1	0	0	0	4
20	Safi Fino-A-Laself	01:26	0-1	0-0	0-0	0	0	0	0	0	0	0	0	0	0	0	1
32	Mac Manzanaras	01:26	0-0	0-0	0-0	0	0	0	1	0	0	0	0	1	0	0	1
Team						1	0	1			0		0				
Totals			16-27	4-5	10-14	5	14	19	13	9	46	8	5	4	2	1	9

Shooting By Period		
2 nd FG%	16-27	59.3%
3PT%	4-5	80.0%
FT%	10-14	71.4%
GM FG%	16-27	59.3%
3PT%	4-5	80.0%
FT%	10-14	71.4%

Dead Ball Rebounds: 1, 0

Technical Fouls::NONE

San Jose St. - 37

NO.	Name	Min	FG			Rebounds			Fouls		TP	AS	TO	ST	Blocks		+/-
			M-A	3P	FT	OR	DR	TOT	PF	FD					BS	BA	
15	Trey Anderson	F 07:30	1-4	1-1	0-0	0	1	1	1	0	3	0	0	0	0	0	-4
23	Sage Tolbert	F 13:44	0-2	0-1	0-0	2	2	4	1	0	0	0	0	1	0	0	-4
5	Ibrahima Diallo	C 06:42	2-4	0-0	0-3	2	3	5	2	3	4	1	0	0	0	0	
10	Omari Moore	G 14:25	2-6	2-5	5-6	1	0	1	1	3	11	0	2	0	0	1	-8
13	Alvaro Cardenas	G 12:56	3-8	0-3	0-1	0	0	0	0	1	6	1	2	1	0	0	-4
22	Robert Vaihola	10:27	0-1	0-0	2-2	5	0	5	2	2	2	1	1	1	1	1	-6
31	Tibet Gorener	08:29	0-2	0-2	0-0	0	0	0	1	0	0	1	0	0	0	0	-1
1	Garrett Anderson	10:20	2-5	1-4	2-2	1	0	1	0	1	7	0	0	0	0	0	-2
11	JT Elder	03:45	0-1	0-0	2-2	1	1	2	1	1	2	0	0	0	0	0	-2
4	Leo Torbor	02:51	0-0	0-0	0-0	0	0	0	0	0	0	0	0	0	0	0	-4
33	Kevin Simeth	01:25	0-0	0-0	0-2	0	0	0	0	1	0	0	0	0	0	0	-2
20	Kellen King	02:17	0-1	0-1	2-2	0	0	0	0	1	2	0	1	1	0	0	-3
21	Nico D'Augusta	02:17	0-0	0-0	0-0	0	1	1	0	0	0	0	0	0	0	0	-3
12	Uchenna Ndigwe	01:26	0-0	0-0	0-0	0	0	0	0	0	0	0	0	0	0	0	-1
25	Ryen Perry	01:26	0-0	0-0	0-0	0	0	0	0	0	0	0	0	0	0	0	-1
Team						4	1	5			0		0				
Totals			10-34	4-17	13-20	16	9	25	9	13	37	4	6	4	1	2	-9

Shooting By Period		
2 nd FG%	10-34	29.4%
3PT%	4-17	23.5%
FT%	13-20	65%
GM FG%	10-34	29.4%
3PT%	4-17	23.5%
FT%	13-20	65.0%

Dead Ball Rebounds: 1, 0

Technical Fouls::NONE

	UNM	SJSU	Points from		Period by Period Scoring			
Biggest lead	30 (2 nd 1:09)	0 (1 st 20:00)	UNM	SJSU	1st	2nd	TOT	
Best Scoring Run	6(2 nd 1:09)	4(2 nd 11:28)	6	3	UNM	50	46	96
Lead Changes	0		Paint		SJSU	31	37	68
Times Tied	0		Second Chance	4	18			
Time with Lead	19:38	00:00	Fast Breaks	8	6			
			Bench	8	13			



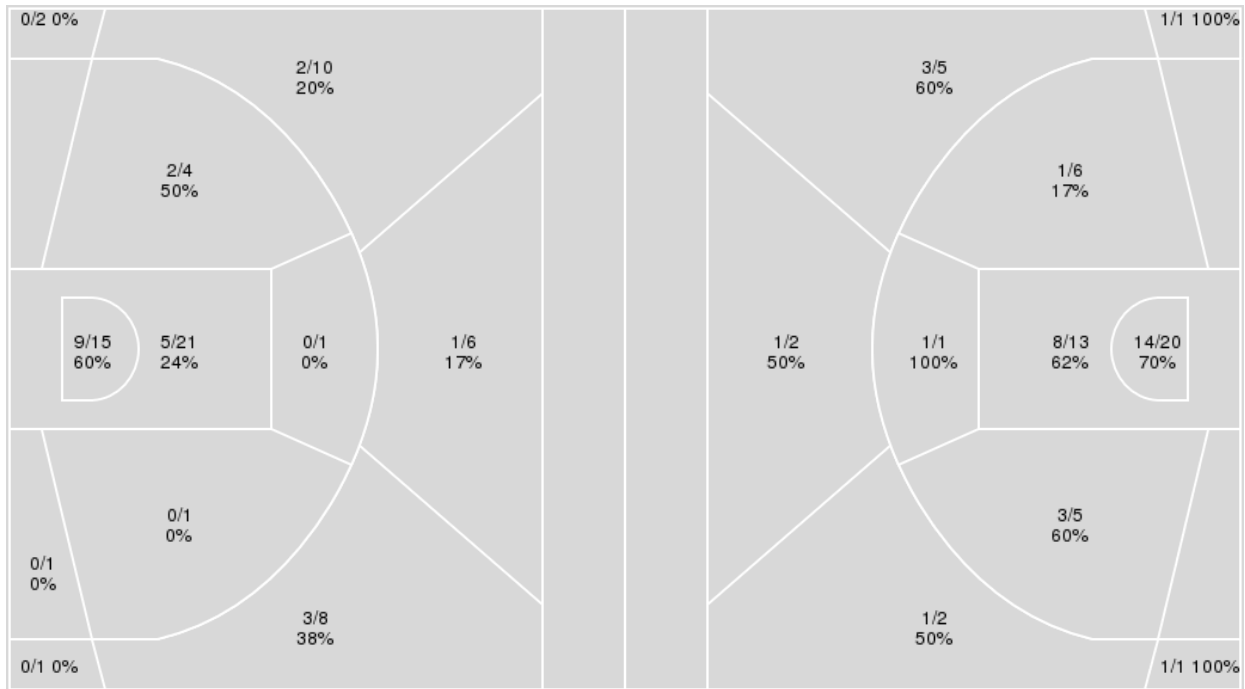
Officials: Mike Scyphers, Larry Spaulding, Amy Bonner

{ Players => 0, 1, 2, 4, 5, 10, 11, 12, 13, 15, 20, 21, 22, 23, 25, 31, 33; }
 FG Types => All; Results => All;

{ Players => 0, 1, 2, 3, 4, 5, 10, 11, 13, 20, 21, 24, 32, 34, 53; }
 Types => All; Results => All;

San Jose St.

New Mexico



San Jose St.	M/A	%
Field Goals	22/70	31
2 Points	16/43	37
3 Points	6/27	22
Free Throws	18/27	67

New Mexico	M/A	%
Field Goals	34/56	61
2 Points	27/45	60
3 Points	7/11	64
Free Throws	21/26	81



Officials: Mike Scyphers, Larry Spaulding, Amy Bonner

New Mexico

No	Name	Mins		Score		Points Diff		Points per Min		Assists		Rebounds		Steals		Turnovers	
		On	Off	On	Off	On	Off	On	Off	On	Off	On	Off	On	Off	On	Off
0	KJ Jenkins	15:51	24:09	39 - 29	57 - 39	10	18	2.46	2.36	5	10	14	20	1	6	2	4
2	Donovan Dent	15:50	24:10	36 - 28	60 - 40	8	20	2.27	2.48	6	9	16	18	1	6	3	3
5	Jamal Mashburn, Jr.	29:08	10:52	69 - 47	27 - 21	22	6	2.37	2.48	11	4	24	10	5	2	4	2
10	Jaelen House	25:15	14:45	62 - 42	34 - 26	20	8	2.46	2.31	9	6	20	14	6	1	3	3
13	Javonté Johnson	33:05	06:55	79 - 58	17 - 10	21	7	2.39	2.46	13	2	28	6	7	0	5	1
20	Safi Fino-A-Laself	01:26	38:34	3 - 2	93 - 66	1	27	2.09	2.41	1	14	1	33	1	6	1	5
24	Morris Udeze	31:48	08:12	74 - 58	22 - 10	16	12	2.33	2.68	10	5	28	6	5	2	4	2
32	Mac Manzanaras	01:26	38:34	3 - 2	93 - 66	1	27	2.09	2.41	1	14	1	33	1	6	1	5
34	Birima Seck	16:27	23:33	36 - 26	60 - 42	10	18	2.19	2.55	6	9	16	18	3	4	5	1
53	Josiah Allick	29:44	10:16	79 - 48	17 - 20	31	-3	2.66	1.66	13	2	22	12	5	2	2	4

San Jose St.

No	Name	Mins		Score		Points Diff		Points per Min		Assists		Rebounds		Steals		Turnovers	
		On	Off	On	Off	On	Off	On	Off	On	Off	On	Off	On	Off	On	Off
1	Garrett Anderson	16:05	23:55	28 - 36	40 - 60	-8	-20	1.74	1.67	4	5	18	30	3	2	5	8
4	Leo Torbor	02:51	37:09	2 - 6	66 - 90	-4	-24	0.70	1.78	0	9	3	45	1	4	1	12
5	Ibrahima Diallo	18:05	21:55	35 - 48	33 - 48	-13	-15	1.94	1.51	4	5	20	28	0	5	3	10
10	Omari Moore	32:16	07:44	58 - 83	10 - 13	-25	-3	1.80	1.29	7	2	39	9	2	3	11	2
11	JT Elder	06:36	33:24	11 - 17	57 - 79	-6	-22	1.67	1.71	1	8	12	36	0	5	2	11
12	Uchenna Ndigwe	01:26	38:34	2 - 3	66 - 93	-1	-27	1.40	1.71	0	9	1	47	1	4	1	12
13	Alvaro Cardenas	23:57	16:03	40 - 53	28 - 43	-13	-15	1.67	1.74	6	3	28	20	4	1	9	4
15	Trey Anderson	20:14	19:46	35 - 47	33 - 49	-12	-16	1.73	1.67	6	3	28	20	1	4	4	9
20	Kellen King	02:17	37:43	2 - 5	66 - 91	-3	-25	0.88	1.75	0	9	1	47	1	4	1	12
21	Nico D'Augusta	02:17	37:43	2 - 5	66 - 91	-3	-25	0.88	1.75	0	9	1	47	1	4	1	12
22	Robert Vaihola	19:36	20:24	30 - 46	38 - 50	-16	-12	1.53	1.86	5	4	25	23	4	1	10	3
23	Sage Tolbert	29:39	10:21	54 - 72	14 - 24	-18	-10	1.82	1.35	6	3	37	11	3	2	10	3
25	Ryen Perry	01:26	38:34	2 - 3	66 - 93	-1	-27	1.40	1.71	0	9	1	47	1	4	1	12
31	Tibet Gorener	21:50	18:10	38 - 53	30 - 43	-15	-13	1.74	1.65	6	3	24	24	3	2	6	7
33	Kevin Simeth	01:25	38:35	1 - 3	67 - 93	-2	-26	0.71	1.74	0	9	2	46	0	5	0	13

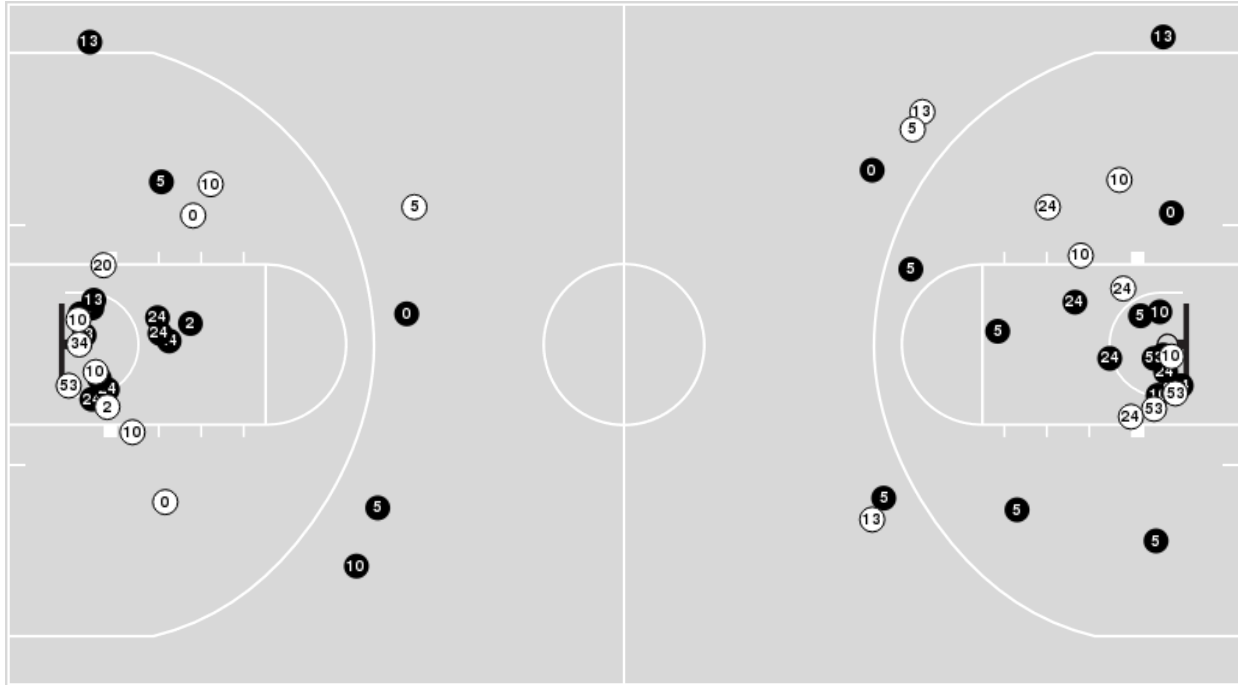


Officials: Mike Scyphers, Larry Spaulding, Amy Bonner

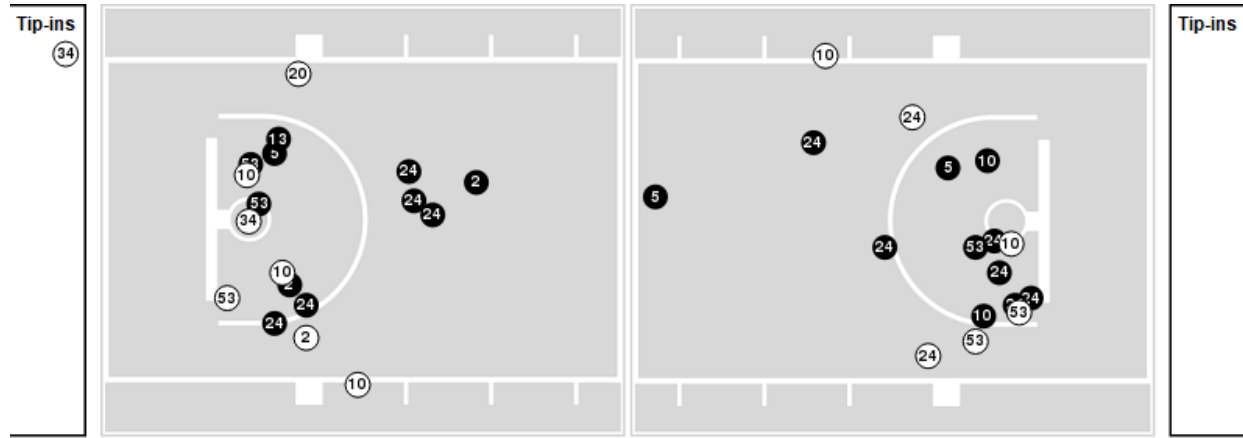
Players => 0, 1, 2, 3, 4, 5, 10, 11, 13, 20, 21, 24, 32, 34, 53 FG Types=>All Results=>All

New Mexico

All Field Goals



Blow Up Chart



● Made ○ Missed N - Player Number

New Mexico	M/A	%
Field Goals	34/56	61
2 Points	27/45	60
3 Points	7/11	64
Free Throws	21/26	81

New Mexico	M/A	%
Points in the Paint	44 (22 / 33)	67
Fast Break Points	15 (10/12)	83
Second Chance Points	8 (7/9)	78
Effective FG%	67	

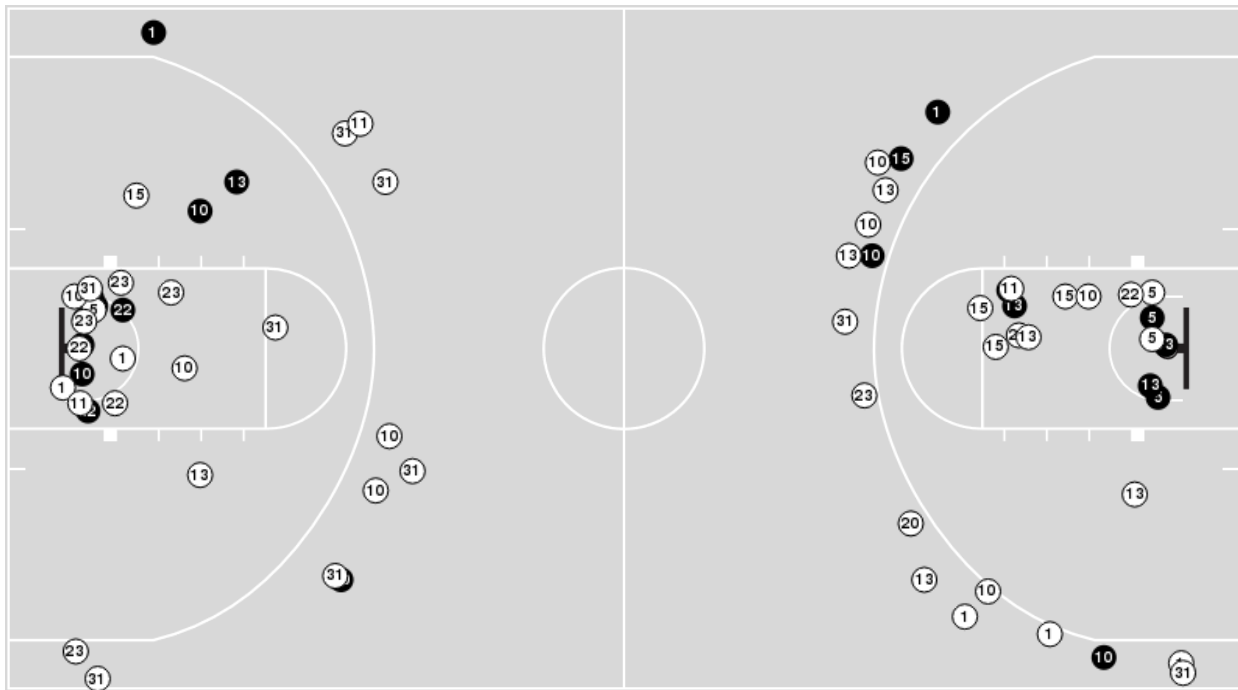


Officials: Mike Scyphers, Larry Spaulding, Amy Bonner

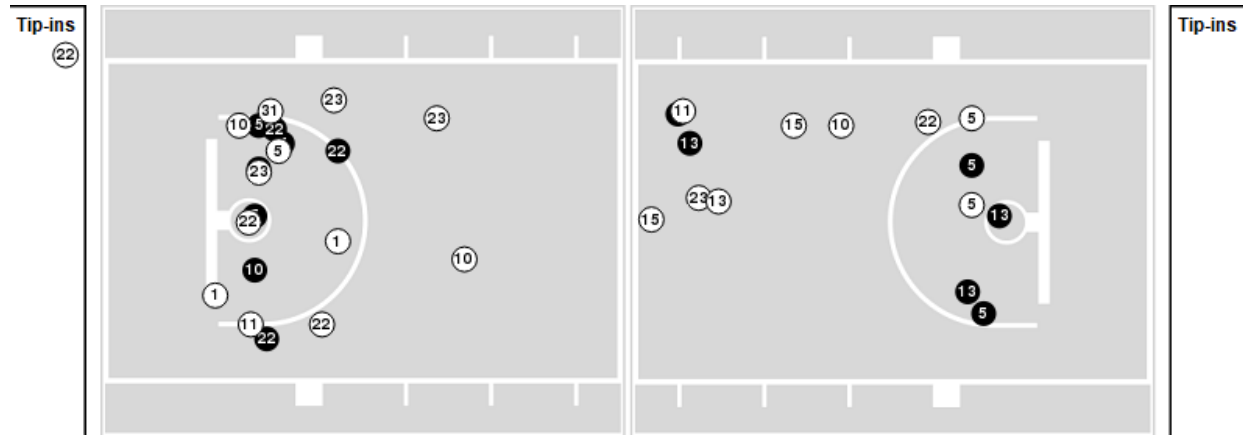
Players => 0, 1, 2, 4, 5, 10, 11, 12, 13, 15, 20, 21, 22, 23, 25, 31, 33FG Types=>AllResults=>All

San Jose St.

All Field Goals



Blow Up Chart



● Made ○ Missed N - Player Number

San Jose St.	M/A	%
Field Goals	22/70	31
2 Points	16/43	37
3 Points	6/27	22
Free Throws	18/27	67

San Jose St.	M/A	%
Points in the Paint	28 (14 / 36)	39
Fast Break Points	6 (4/6)	67
Second Chance Points	28 (17/35)	49
Effective FG%	36	



Officials: Mike Scyphers, Larry Spaulding, Amy Bonner

New Mexico

Lineup	Quarter On	Time On	Quarter Off	Time Off	Time on Court	Score	Score Diff	Reb	Stl	Tov	Ass	PPP
5- Mashburn, Jr. J/ 10- House J/ 13- Johnson J/ 24- Udeze M/ 53- Allick J/	1	20:00	1	14:56	05:04	10-10	0	2	0	0	1	1.2500
0- Jenkins K/ 5- Mashburn, Jr. J/ 10- House J/ 24- Udeze M/ 53- Allick J/	1	14:56	1	12:28	02:28	4-3	1	1	0	0	0	1.3333
0- Jenkins K/ 2- Dent D/ 10- House J/ 24- Udeze M/ 34- Seck B/	1	12:28	1	11:23	01:05	2-2	0	2	0	0	0	2.0000
0- Jenkins K/ 2- Dent D/ 5- Mashburn, Jr. J/ 34- Seck B/ 53- Allick J/	1	11:23	1	10:19	01:04	2-0	2	0	0	1	0	1.0638
0- Jenkins K/ 2- Dent D/ 5- Mashburn, Jr. J/ 24- Udeze M/ 53- Allick J/	1	10:19	1	09:47	00:32	1-0	1	2	0	0	0	2.2727
2- Dent D/ 5- Mashburn, Jr. J/ 13- Johnson J/ 24- Udeze M/ 53- Allick J/	1	09:47	1	07:08	02:39	7-4	3	2	0	0	2	1.5766
5- Mashburn, Jr. J/ 10- House J/ 13- Johnson J/ 34- Seck B/ 53- Allick J/	1	07:08	1	05:33	01:35	6-1	5	2	1	0	1	1.5464
5- Mashburn, Jr. J/ 10- House J/ 13- Johnson J/ 24- Udeze M/ 53- Allick J/	1	05:33	1	04:05	01:28	5-1	4	1	1	0	0	1.6667
0- Jenkins K/ 10- House J/ 13- Johnson J/ 24- Udeze M/ 53- Allick J/	1	04:05	1	02:10	01:55	10-5	5	0	1	0	2	2.6596
5- Mashburn, Jr. J/ 10- House J/ 13- Johnson J/ 24- Udeze M/ 53- Allick J/	1	02:10	1	00:35	01:35	3-3	0	2	0	0	1	1.0417
0- Jenkins K/ 5- Mashburn, Jr. J/ 10- House J/ 13- Johnson J/ 24- Udeze M/	1	00:35	1	00:03	00:31	0-0	0	1	0	0	0	0.0000
0- Jenkins K/ 2- Dent D/ 5- Mashburn, Jr. J/ 13- Johnson J/ 24- Udeze M/	1	00:03	2	20:00	00:04	0-2	-2	0	0	0	0	0.0000
5- Mashburn, Jr. J/ 10- House J/ 13- Johnson J/ 24- Udeze M/ 53- Allick J/	2	20:00	2	17:01	02:59	8-7	1	4	0	0	1	1.6807
5- Mashburn, Jr. J/ 10- House J/ 13- Johnson J/ 24- Udeze M/ 34- Seck B/	2	17:01	2	14:34	02:27	4-2	2	4	1	1	1	0.8000
0- Jenkins K/ 2- Dent D/ 5- Mashburn, Jr. J/ 34- Seck B/ 53- Allick J/	2	14:34	2	12:48	01:46	8-5	3	1	0	0	2	2.4096
0- Jenkins K/ 2- Dent D/ 13- Johnson J/ 34- Seck B/ 53- Allick J/	2	12:48	2	12:15	00:33	0-0	0	0	0	0	0	0.0000
0- Jenkins K/ 2- Dent D/ 13- Johnson J/ 24- Udeze M/ 34- Seck B/	2	12:15	2	09:26	02:49	4-6	-2	4	0	1	0	1.0000
0- Jenkins K/ 10- House J/ 13- Johnson J/ 24- Udeze M/ 34- Seck B/	2	09:26	2	08:51	00:35	1-2	-1	0	0	0	0	1.1364
5- Mashburn, Jr. J/ 10- House J/ 13- Johnson J/ 24- Udeze M/ 34- Seck B/	2	08:51	2	07:32	01:19	3-4	-1	0	0	1	0	1.5000
5- Mashburn, Jr. J/ 10- House J/ 13- Johnson J/ 24- Udeze M/ 53- Allick J/	2	07:32	2	05:18	02:14	6-2	4	1	2	1	2	1.5464
2- Dent D/ 5- Mashburn, Jr. J/ 13- Johnson J/ 24- Udeze M/ 53- Allick J/	2	05:18	2	03:55	01:23	2-3	-1	1	0	0	0	1.0000
0- Jenkins K/ 2- Dent D/ 13- Johnson J/ 24- Udeze M/ 53- Allick J/	2	03:55	2	03:14	00:41	4-2	2	1	0	0	0	2.0000
0- Jenkins K/ 2- Dent D/ 13- Johnson J/ 34- Seck B/ 53- Allick J/	2	03:14	2	01:26	01:48	3-2	1	2	0	0	1	1.2931
2- Dent D/ 13- Johnson J/ 20- Fino-A-Laself S/ 32- Manzanares M/ 34- Seck B/	2	01:26	2	00:00	01:26	3-2	1	1	1	1	1	1.0000



Officials: Mike Scyphers, Larry Spaulding, Amy Bonner

San Jose St.

Lineup	Quarter On	Time On	Quarter Off	Time Off	Time on Court	Score	Score Diff	Reb	Stl	Tov	Ass	PPP
5- Diallo I/ 10- Moore O/ 13- Cardenas A/ 15- Anderson T/ 23- Tolbert S/	1	20:00	1	14:56	05:04	10-10	0	5	0	0	1	1.4286
10- Moore O/ 13- Cardenas A/ 15- Anderson T/ 22- Vaihola R/ 31- Gorener T/	1	14:56	1	14:41	00:15	0-0	0	0	0	1	0	0.0000
1- Anderson G/ 10- Moore O/ 15- Anderson T/ 22- Vaihola R/ 31- Gorener T/	1	14:41	1	12:28	02:13	3-4	-1	2	0	0	1	1.5000
1- Anderson G/ 13- Cardenas A/ 15- Anderson T/ 22- Vaihola R/ 31- Gorener T/	1	12:28	1	11:23	01:05	2-2	0	1	0	0	1	1.0000
1- Anderson G/ 13- Cardenas A/ 22- Vaihola R/ 23- Tolbert S/ 31- Gorener T/	1	11:23	1	10:19	01:04	0-2	-2	2	1	1	0	0.0000
10- Moore O/ 13- Cardenas A/ 22- Vaihola R/ 23- Tolbert S/ 31- Gorener T/	1	10:19	1	09:47	00:32	0-1	-1	0	0	0	0	0.0000
1- Anderson G/ 5- Diallo I/ 10- Moore O/ 23- Tolbert S/ 31- Gorener T/	1	09:47	1	08:24	01:23	2-5	-3	0	0	1	0	0.6944
5- Diallo I/ 10- Moore O/ 11- Elder J/ 23- Tolbert S/ 31- Gorener T/	1	08:24	1	07:08	01:16	2-2	0	1	0	0	0	1.0000
5- Diallo I/ 10- Moore O/ 11- Elder J/ 15- Anderson T/ 23- Tolbert S/	1	07:08	1	05:33	01:35	1-6	-5	4	0	1	0	0.2907
10- Moore O/ 11- Elder J/ 22- Vaihola R/ 23- Tolbert S/ 31- Gorener T/	1	05:33	1	05:33	00:00	1-0	1	0	0	0	0	2.2727
10- Moore O/ 13- Cardenas A/ 22- Vaihola R/ 23- Tolbert S/ 31- Gorener T/	1	05:33	1	04:05	01:28	0-5	-5	1	0	2	0	0.0000
5- Diallo I/ 10- Moore O/ 13- Cardenas A/ 23- Tolbert S/ 31- Gorener T/	1	04:05	1	02:32	01:33	5-6	-1	1	0	0	1	2.5000
5- Diallo I/ 10- Moore O/ 15- Anderson T/ 22- Vaihola R/ 31- Gorener T/	1	02:32	1	02:00	00:32	0-4	-4	0	0	1	0	0.0000
10- Moore O/ 15- Anderson T/ 22- Vaihola R/ 23- Tolbert S/ 31- Gorener T/	1	02:00	2	20:00	02:00	5-3	2	6	0	0	1	1.5060
5- Diallo I/ 10- Moore O/ 13- Cardenas A/ 15- Anderson T/ 23- Tolbert S/	2	20:00	2	17:25	02:35	7-7	0	3	0	0	1	1.1905
10- Moore O/ 13- Cardenas A/ 15- Anderson T/ 22- Vaihola R/ 23- Tolbert S/	2	17:25	2	15:32	01:53	2-3	-1	3	0	1	0	0.6944
10- Moore O/ 13- Cardenas A/ 15- Anderson T/ 22- Vaihola R/ 31- Gorener T/	2	15:32	2	14:34	00:58	0-2	-2	1	1	0	0	0.0000
1- Anderson G/ 10- Moore O/ 22- Vaihola R/ 23- Tolbert S/ 31- Gorener T/	2	14:34	2	12:48	01:46	5-7	-2	0	0	0	0	1.7361
1- Anderson G/ 13- Cardenas A/ 22- Vaihola R/ 23- Tolbert S/ 31- Gorener T/	2	12:48	2	10:52	01:56	6-3	3	2	1	0	1	2.0000
1- Anderson G/ 5- Diallo I/ 13- Cardenas A/ 23- Tolbert S/ 31- Gorener T/	2	10:52	2	10:04	00:48	0-0	0	1	0	0	0	0.0000
1- Anderson G/ 5- Diallo I/ 10- Moore O/ 13- Cardenas A/ 23- Tolbert S/	2	10:04	2	09:12	00:52	2-2	0	1	0	0	0	2.2727
1- Anderson G/ 10- Moore O/ 13- Cardenas A/ 22- Vaihola R/ 23- Tolbert S/	2	09:12	2	06:02	03:10	6-8	-2	6	1	3	1	1.2295
10- Moore O/ 11- Elder J/ 13- Cardenas A/ 22- Vaihola R/ 23- Tolbert S/	2	06:02	2	05:18	00:44	0-2	-2	1	0	1	0	0.0000
5- Diallo I/ 10- Moore O/ 11- Elder J/ 15- Anderson T/ 31- Gorener T/	2	05:18	2	03:14	02:04	5-6	-1	3	0	0	1	1.5060
1- Anderson G/ 5- Diallo I/ 10- Moore O/ 11- Elder J/ 31- Gorener T/	2	03:14	2	02:51	00:23	1-0	1	1	0	0	0	2.2727
1- Anderson G/ 10- Moore O/ 11- Elder J/ 31- Gorener T/ 33- Simeth K/	2	02:51	2	02:51	00:00	1-0	1	0	0	0	0	2.2727
1- Anderson G/ 4- Torbor L/ 11- Elder J/ 31- Gorener T/ 33- Simeth K/	2	02:51	2	02:17	00:34	0-1	-1	2	0	0	0	0.0000
1- Anderson G/ 4- Torbor L/ 20- King K/ 21- D'Augusta N/ 33- Simeth K/	2	02:17	2	01:26	00:51	0-2	-2	0	0	0	0	0.0000
4- Torbor L/ 12- Ndigwe U/ 20- King K/ 21- D'Augusta N/ 25- Perry R/	2	01:26	2	00:00	01:26	2-3	-1	1	1	1	0	1.0638



Officials: Mike Scyphers, Larry Spaulding, Amy Bonner

New Mexico

Lineup	Time	Score	Score Diff	Pts/Min	Reb	Stl	Tov	Ass	PPP
5- Mashburn, Jr. J/ 10- House J/ 13- Johnson J/ 24- Udeze M/ 53- Allick J/	13:20	32-23	9	2.4000	10	3	1	5	1.4210
2- Dent D/ 5- Mashburn, Jr. J/ 13- Johnson J/ 24- Udeze M/ 53- Allick J/	04:02	9-7	2	2.2314	3	0	0	2	1.3975
5- Mashburn, Jr. J/ 10- House J/ 13- Johnson J/ 24- Udeze M/ 34- Seck B/	03:46	7-6	1	1.8584	4	1	2	1	1.0000
0- Jenkins K/ 2- Dent D/ 5- Mashburn, Jr. J/ 34- Seck B/ 53- Allick J/	02:50	10-5	5	3.5294	1	0	1	2	1.9231
0- Jenkins K/ 2- Dent D/ 13- Johnson J/ 24- Udeze M/ 34- Seck B/	02:49	4-6	-2	1.4201	4	0	1	0	1.0000
0- Jenkins K/ 5- Mashburn, Jr. J/ 10- House J/ 24- Udeze M/ 53- Allick J/	02:28	4-3	1	1.6216	1	0	0	0	1.3333
0- Jenkins K/ 2- Dent D/ 13- Johnson J/ 34- Seck B/ 53- Allick J/	02:21	3-2	1	1.2766	2	0	0	1	1.2931
0- Jenkins K/ 10- House J/ 13- Johnson J/ 24- Udeze M/ 53- Allick J/	01:55	10-5	5	5.2174	0	1	0	2	2.6596
5- Mashburn, Jr. J/ 10- House J/ 13- Johnson J/ 34- Seck B/ 53- Allick J/	01:35	6-1	5	3.7895	2	1	0	1	1.5464
2- Dent D/ 13- Johnson J/ 20- Fino-A-Laself S/ 32- Manzanares M/ 34- Seck B/	01:26	3-2	1	2.0930	1	1	1	1	1.0000
0- Jenkins K/ 2- Dent D/ 10- House J/ 24- Udeze M/ 34- Seck B/	01:05	2-2	0	1.8462	2	0	0	0	2.0000
0- Jenkins K/ 2- Dent D/ 13- Johnson J/ 24- Udeze M/ 53- Allick J/	00:41	4-2	2	5.8537	1	0	0	0	2.0000
0- Jenkins K/ 10- House J/ 13- Johnson J/ 24- Udeze M/ 34- Seck B/	00:35	1-2	-1	1.7143	0	0	0	0	1.1364
0- Jenkins K/ 2- Dent D/ 5- Mashburn, Jr. J/ 24- Udeze M/ 53- Allick J/	00:32	1-0	1	1.8750	2	0	0	0	2.2727
0- Jenkins K/ 5- Mashburn, Jr. J/ 10- House J/ 13- Johnson J/ 24- Udeze M/	00:31	0-0	0	0.0000	1	0	0	0	0.0000
0- Jenkins K/ 2- Dent D/ 5- Mashburn, Jr. J/ 13- Johnson J/ 24- Udeze M/	00:04	0-2	-2	0.0000	0	0	0	0	0.0000



Officials: Mike Scyphers, Larry Spaulding, Amy Bonner

San Jose St.

Lineup	Time	Score	Score Diff	Pts/Min	Reb	Stl	Tov	Ass	PPP
5- Diallo I/ 10- Moore O/ 13- Cardenas A/ 15- Anderson T/ 23- Tolbert S/	07:39	17-17	0	2.2222	8	0	0	2	1.3199
1- Anderson G/ 10- Moore O/ 13- Cardenas A/ 22- Vaihola R/ 23- Tolbert S/	03:10	6-8	-2	1.8947	6	1	3	1	1.2295
1- Anderson G/ 13- Cardenas A/ 22- Vaihola R/ 23- Tolbert S/ 31- Gorener T/	03:00	6-5	1	2.0000	4	2	1	1	1.5000
1- Anderson G/ 10- Moore O/ 15- Anderson T/ 22- Vaihola R/ 31- Gorener T/	02:13	3-4	-1	1.3534	2	0	0	1	1.5000
5- Diallo I/ 10- Moore O/ 11- Elder J/ 15- Anderson T/ 31- Gorener T/	02:04	5-6	-1	2.4194	3	0	0	1	1.5060
10- Moore O/ 13- Cardenas A/ 22- Vaihola R/ 23- Tolbert S/ 31- Gorener T/	02:00	0-6	-6	0.0000	1	0	2	0	0.0000
10- Moore O/ 15- Anderson T/ 22- Vaihola R/ 23- Tolbert S/ 31- Gorener T/	02:00	5-3	2	2.5000	6	0	0	1	1.5060
10- Moore O/ 13- Cardenas A/ 15- Anderson T/ 22- Vaihola R/ 23- Tolbert S/	01:53	2-3	-1	1.0619	3	0	1	0	0.6944
1- Anderson G/ 10- Moore O/ 22- Vaihola R/ 23- Tolbert S/ 31- Gorener T/	01:46	5-7	-2	2.8302	0	0	0	0	1.7361
5- Diallo I/ 10- Moore O/ 11- Elder J/ 15- Anderson T/ 23- Tolbert S/	01:35	1-6	-5	0.6316	4	0	1	0	0.2907
5- Diallo I/ 10- Moore O/ 13- Cardenas A/ 23- Tolbert S/ 31- Gorener T/	01:33	5-6	-1	3.2258	1	0	0	1	2.5000
4- Torbor L/ 12- Ndigwe U/ 20- King K/ 21- D'Augusta N/ 25- Perry R/	01:26	2-3	-1	1.3953	1	1	1	0	1.0638
1- Anderson G/ 5- Diallo I/ 10- Moore O/ 23- Tolbert S/ 31- Gorener T/	01:23	2-5	-3	1.4458	0	0	1	0	0.6944
5- Diallo I/ 10- Moore O/ 11- Elder J/ 23- Tolbert S/ 31- Gorener T/	01:16	2-2	0	1.5789	1	0	0	0	1.0000
10- Moore O/ 13- Cardenas A/ 15- Anderson T/ 22- Vaihola R/ 31- Gorener T/	01:13	0-2	-2	0.0000	1	1	1	0	0.0000
1- Anderson G/ 13- Cardenas A/ 15- Anderson T/ 22- Vaihola R/ 31- Gorener T/	01:05	2-2	0	1.8462	1	0	0	1	1.0000
1- Anderson G/ 5- Diallo I/ 10- Moore O/ 13- Cardenas A/ 23- Tolbert S/	00:52	2-2	0	2.3077	1	0	0	0	2.2727
1- Anderson G/ 4- Torbor L/ 20- King K/ 21- D'Augusta N/ 33- Simeth K/	00:51	0-2	-2	0.0000	0	0	0	0	0.0000
1- Anderson G/ 5- Diallo I/ 13- Cardenas A/ 23- Tolbert S/ 31- Gorener T/	00:48	0-0	0	0.0000	1	0	0	0	0.0000
10- Moore O/ 11- Elder J/ 13- Cardenas A/ 22- Vaihola R/ 23- Tolbert S/	00:44	0-2	-2	0.0000	1	0	1	0	0.0000
1- Anderson G/ 4- Torbor L/ 11- Elder J/ 31- Gorener T/ 33- Simeth K/	00:34	0-1	-1	0.0000	2	0	0	0	0.0000
5- Diallo I/ 10- Moore O/ 15- Anderson T/ 22- Vaihola R/ 31- Gorener T/	00:32	0-4	-4	0.0000	0	0	1	0	0.0000
1- Anderson G/ 5- Diallo I/ 10- Moore O/ 11- Elder J/ 31- Gorener T/	00:23	1-0	1	2.6087	1	0	0	0	2.2727
10- Moore O/ 11- Elder J/ 22- Vaihola R/ 23- Tolbert S/ 31- Gorener T/	00:00	1-0	1	∞	0	0	0	0	2.2727
1- Anderson G/ 10- Moore O/ 11- Elder J/ 31- Gorener T/ 33- Simeth K/	00:00	1-0	1	∞	0	0	0	0	2.2727