

2023 NEW MEXICO BASEBALL

GAME NOTES

EVAN O'KELLY | ASSISTANT DIRECTOR OF ATHLETIC COMMUNICATIONS | EVANO KELLY@UNM.EDU | CELL: 503-841-0938

MW CHAMPION '00, '12, '13, '14, '17 | MW TOURNAMENT CHAMPION '11, '12, '16

2023 | SCHEDULE AND RESULTS

OVERALL RECORD: 14-8
MW RECORD: 5-3
HOME RECORD: 8-3
ROAD RECORD: 3-4
NEUTRAL RECORD: 3-1
STREAK: W2

Date	Opponent	Location	Time/Result
2/17	!#23 Oregon State	Surprise, Ariz.	W, 7-2
2/18	!UC Santa Barbara	Surprise, Ariz.	W, 3-1
2/19	!#23 Oregon State	Surprise, Ariz.	L, 14-6
2/20	!Minnesota	Surprise, Ariz.	W, 4-3 (12)
2/24	Northern Colorado	Santa Ana Star Field	W, 30-1
2/25	Northern Colorado	Santa Ana Star Field	W, 11-3
2/25	Northern Colorado	Santa Ana Star Field	W, 18-2 (7)
2/26	Northern Colorado	Santa Ana Star Field	Canceled (Weather)
3/3	St. Bonaventure	Santa Ana Star Field	W, 14-4 (8)
3/4	St. Bonaventure	Santa Ana Star Field	L, 17-8
3/4	St. Bonaventure	Santa Ana Star Field	W, 20-3 (7)
3/5	St. Bonaventure	Santa Ana Star Field	W, 16-6 (7)
3/7	Texas Tech	Lubbock, Texas	L, 6-3
3/10	*Air Force	Santa Ana Star Field	L, 9-7 (10)
3/11	*Air Force	Santa Ana Star Field	W, 15-0
3/12	*Air Force	Santa Ana Star Field	W, 11-4
3/14	Grand Canyon	Phoenix, Ariz.	L, 11-8
3/17	*Fresno State	Fresno, Calif.	L, 5-3
3/18	*Fresno State	Fresno, Calif.	L, 9-8
3/19	*Fresno State	Fresno, Calif.	W, 7-2
3/21	New Mexico State	Santa Ana Star Field	L, 2-0
3/24	*Nevada	Reno, Nev.	W, 9-5
3/25	*Nevada	Reno, Nev.	W, 12-1
3/26	*Nevada	Reno, Nev.	Postponed (Weather)
3/28	#22 Texas Tech	Santa Ana Star Field	2 PM
3/31	*San Diego State	Santa Ana Star Field	6 PM
4/1	*San Diego State	Santa Ana Star Field	2 PM
4/2	*San Diego State	Santa Ana Star Field	Noon
4/4	New Mexico State	Las Cruces, N.M.	6 PM
4/6	*San Jose State	Santa Ana Star Field	6 PM
4/7	*San Jose State	Santa Ana Star Field	2 PM
4/8	*San Jose State	Santa Ana Star Field	Noon
4/11	Colorado State-Pueblo	Santa Ana Star Field	6 PM
4/12	Colorado State-Pueblo	Santa Ana Star Field	2 PM
4/18	New Mexico State	Las Cruces, N.M.	6 PM
4/21	*Air Force	Colorado Springs, Colo.	3 PM
4/22	*Air Force	Colorado Springs, Colo.	Noon
4/23	*Air Force	Colorado Springs, Colo.	Noon
4/25	Arizona	Tucson, Ariz.	6 PM
4/28	*Fresno State	Santa Ana Star Field	6 PM
4/29	*Fresno State	Santa Ana Star Field	2 PM
4/30	*Fresno State	Santa Ana Star Field	Noon
5/2	New Mexico State	Santa Ana Star Field	6 PM
5/5	*UNLV	Las Vegas, Nev.	7 PM
5/6	*UNLV	Las Vegas, Nev.	1 PM
5/7	*UNLV	Las Vegas, Nev.	1 PM
5/12	*Nevada	Santa Ana Star Field	6 PM
5/13	*Nevada	Santa Ana Star Field	2 PM
5/14	*Nevada	Santa Ana Star Field	Noon
5/18	*San Diego State	San Diego, Calif.	7 PM
5/19	*San Diego State	San Diego, Calif.	7 PM
5/20	*San Diego State	San Diego, Calif.	2 PM

Mountain West Tournament

5/25-27 MW Tourney Fresno, Calif. TBD

NCAA Regionals

6/1-4 Regionals TBD TBD

NCAA Super Regionals

6/8-11 Super Regionals TBD TBD

NCAA College World Series

6/16-26 College World Series Omaha, Neb. TBD

* - Mountain West game ! - College Baseball Classic

Bold - home game at Santa Ana Star Field

Game dates & times are Mountain time and subject to change

THE SLATE



NEW MEXICO
LOBOS

Record (Mountain West)
14-8 (5-3 MW)*

Head Coach Tod Brown
Alma Mater, Yr Arizona, 1994
Record at UNM 35-41 (2nd season)
Career Record 376-391 (16th season)



Game Information

Game Number: 23
Date: 3/28/2023
Location: Albuquerque, N.M.
Venue: Santa Ana Star Field
Series History
Overall: 48-80-1
At Home: 28-25-1
Current Streak: L1
First Meeting: 4/19/1962
Last Meeting: 3/7/2023

Broadcast Information

Live Stream: Mountain West Network
Play-by-Play: Robert Portnoy
Live Stats: www.golobos.com/bsbstats



#22 Texas Tech
Red Raiders

Record (Big 12)
18-7 (2-4 B12)

Head Coach Tim Tadlock
Alma Mater, Yr Texas Tech, 1992
Record at TTU 396-101 (11th season)
Career Record 831-328 (20th season)

LEADING OFF - 9 OF NEXT 10 AT HOME FOR LOBOS

Nine of the next 10 games for the New Mexico baseball team are at Santa Ana Star Field as the Lobos prepare for a big two weeks in the Duke City.

The Lobos (14-8, 5-3 MW) have won three straight Mountain West games and picked up a series win over the weekend with a 2-0 record at Nevada. The series finale, scheduled for Sunday, was postponed due to an unfavorable weather forecast.

UNM now turns its attention to No. 15 Texas Tech, which will roll into Albuquerque for a 2 p.m. first pitch on Tuesday in a rematch of March 7 when the Red Raiders claimed a 6-3 win at home. New Mexico will then host San Diego State in a three-game conference series this weekend, San Jose State in a three-game conference series next weekend, and NCAA Division II Colorado State-Pueblo in two games during its bye week on April 11-12. The lone road game during that stretch is on April 4, when UNM travels down I25 for the second of four scheduled games against rival New Mexico State.

MOUNTAIN WEST STANDINGS: Entering the middle third of their 2023 schedule, the Lobos sit in third place in the Mountain West standings. UNM's 5-3 record puts it just one game behind first place San Jose State (4-2), while this week's opponent San Diego State sits a half game behind at 4-3.

LOBOS MAINTAIN NCAA STAT RANKINGS: New Mexico continued to lead the NCAA in batting average, upping its mark to .342 with a big performance over the weekend in Reno. UNM also ranks No. 4 in hits with 285, No. 5 in triples per game with 0.59, No. 6 in triples with 13, and No. 7 in total offense with an average of 10.0 runs per game. The Lobos are also in the top-20 in the country in runs (No. 18, 220), doubles per game (No. 18, 2.45), and slugging percentage (No. 18, .549). While the offense has made headlines this spring, the Lobo pitching staff ranks No. 5 in the NCAA in walks/9 innings at 2.88, and the defense ranks No. 11 in fielding percentage at .983.

LIVELY NAMED MW PITCHER OF THE WEEK: Tristin Lively earned the Lobos' fourth Mountain West Pitcher of the Week honor of the season after another dominant outing. The senior right-hander was nearly untouchable against the Wolfpack, allowing just two hits and two walks in his seven innings of work. Lively had a season-high eight strikeouts, while throwing 110 pitches on the way to his fourth win of the season. He enters the week tied with Egloff and Gallegos for the most victories in the conference.

DITZ A HIT MACHINE: Dylan Ditzenberger maintained the third-highest batting average in the NCAA last week, going 4-for-10 in the series

PROBABLE PITCHING MATCHUPS

Game One (3/28/23, 2 p.m. MT)

LHP Jaren Jackson (Jr.) vs. RHP Zane Petty (Fr.)
1-0, 7.80 ERA 1-0, 2.57 ERA

WWW.GOLOBOS.COM | @UNMLOBOBASEBALL | #GOLOBOS



UNIVERSITY OF NEW MEXICO

2023 BASEBALL



LEADING OFF - WEEKEND PREVIEW

against Nevada including a 3-for-6 effort with his first multi-double game of the year on Saturday. Ditzenberger leads the Mountain West with a batting average of .473. He leads the NCAA in hits per game with 2.00, ranks second in runs per game with 1.64, third in runs scored with 36, and fourth in hits with 44. Not only do the Lobos have arguably the best leadoff man in the country, Ditzenberger is one of the top defensive third basemen in the nation as well. In his 22 games this year, the senior has committed just one error and holds a fielding percentage of .981. After reaching base in 14 consecutive games to end his career at Kansas last spring, Ditzenberger has continued the streak through all 22 games this season giving him an intact stretch of 36 games reaching base entering this week. He also enters this week on an 18-game hitting streak. Ditzenberger enters this week with 95 career RBIs, five away from the triple-digit threshold.

200 HITS FOR LENNY: Lenny Junior Ashby hit the 200-hit barrier last Friday at Nevada, collecting 96 hits during his two-year career at Odessa College (2020-21) and making it 105 so far in his second season at New Mexico. Ashby drove in three runs in the first five innings of UNM's 9-5 win to open the series, upping his season total to 27 which is second in the Mountain West. Ashby owns a slash line of .337/.413/.483 this spring. Ashby enters the week one double away from reaching 50 in his collegiate career, and is 11 total bases away from 200.

DAVID THE MW RBI LEADER: Jeffrey David picked up his 28th RBI of the season on Saturday, giving him the most runs batted in across the conference. David is hitting .327 this spring, while reaching base at a clip of .369 and slugging .515. He enters the week with 99 hits in his UNM career, needing one more to reach the century mark in just his second season with the Lobos.

SPENRATH STRIKES AGAIN: Reed Spenrath hit his Mountain West-leading eighth home run of the season on Saturday, and matched his season high with three hits to help the Lobos to a blowout 12-1 victory. Spenrath upped his RBI count to 24 with the solo shot, and 13 of his 21 hits this year have been either home runs or doubles. Spenrath holds an OPS of 1.061 entering the week, and he also leads the conference with 20 walks drawn. Defensively, the first baseman has been perfect in 206 chances and he is 19 putouts away from reaching 600 in his collegiate career. Spenrath is also five RBIs away from 150 in his career and 14 total bases away from reaching 300.

MCBROOM SCORELESS AGAIN OUT OF 'PEN: Brian McBroom authored two shutout innings in UNM's Friday win at Nevada, extending his scoreless inning streak to 6 2/3 frames over his last four outings. The right-hander has given up just five hits during that span, while striking out four and issuing zero walks. McBroom owns a 3.66 ERA this spring, and a WHIP of 1.22. McBroom enters this week one strikeout away from reaching 50 in his collegiate career.

RUNION RACKS UP TOTAL BASES: Two of Braydon Runion's four hits last week went for extra bases, as he upped his season total base count to 56 which ranks him second in the Mountain West. Runion had his second two-double game of the season on Saturday, and went 4-for-10 overall against Nevada to lift his season batting average to .389. Runion has 24 RBIs this spring, with seven doubles, a triple, and four home runs aiding his .622 slugging percentage.

EXTRA BASES FOR PIGFORD: Deylan Pigford doubled and tripled in UNM's Saturday victory, giving him 11 extra base hits among his 29 knocks on the season. A productive mid-order hitter, Pigford holds a slash line of .367/.474/.595 while starting all 22 games this spring. His 28 runs scored are second-most in the Mountain West, as are his eight stolen bases.

MR. HOLLAND'S OPS: Jake Holland holds an on-base percentage of 1.089 this season, a mark that ranks him third in the Mountain West. The Lobos' starting catcher had a 2-for-5 performance on Friday at Nevada, upping his RBI count to 21 on the season and raising his batting average to .383. Holland has also been perfect defensively behind the plate, handling 88 chances this spring without an error.

DIXON CLIMBING AT PLATE: A 4-for-9 weekend for Devon Dixon elevated his batting average 27 points to the mark of .273, as he capped the Nevada series going 3-for-5 with two RBIs which was his highest hit total of the year. Dixon was also busy defensively over the weekend, matching his season high with four putouts on Friday and making 12 total plays in the two games in Reno.

SEVEN STRONG FOR EGLOFF: For the second time this season, Riley Egloff pitched seven complete innings helping UNM to a series-opening win over Nevada on Friday. The right-hander added four strikeouts to his ledger, and he enters this week 11 shy of 200 strikeouts in his collegiate career which began at Yavapai College in 2019. Egloff leads the Mountain West this spring with 36 2/3 innings pitched, while ranking fourth in strikeouts with 33.

KINKADE MAKES MOST OF AB: Three of Konner Kinkade's six hits this spring have been doubles, the most recent of which came in the form of a pinch-hit, RBI-knock on Saturday. Despite just 14 at-bats this spring, Kinkade is hitting .429 and is reaching base at a clip of .556 giving UNM a premier option coming off the bench.

GALLEGOS' TURN NIXED: Cold weather in Reno on Sunday prompted the postponement of the series finale between the Lobos and Wolfpack, meaning junior right-hander Isaac Gallegos missed the chance to go for his fifth consecutive victory. Gallegos has been lights out in his first season at UNM, entering this week ranked No. 18 in the NCAA with a WHIP of 0.86. Gallegos has 26 strikeouts in 29 innings of work, while allowing just 27 baserunners in that span.

Scouting the Texas Tech Red Raiders:

The Red Raiders' 6-3 win over New Mexico on March 7 in Lubbock, Texas kicked off a stretch of seven wins in nine games that elevated the team to No. 15 in the NCAA rankings. Three losses at Texas over the weekend however dropped Texas Tech down to No. 22 on Monday, as UNM will prepare to face its second ranked opponent of the year.

Like the Lobos, the Red Raiders are one of the premier offensive teams in the country with a team batting average of .318 and an average of 9.52 runs per game. Gavin Kash leads the team with a .437 batting average, nine home runs, and 38 RBIs. Austin Green is hitting .364 with six home runs and 35 driven in, and Dillon Carter has five long balls towards the team's total of 38 this spring.

On the mound, TTU holds a team ERA of 4.08 and the opposition is hitting .248 against it. Mason Molina, Brendan Girton, and Taber Fast have been the most relied upon starters, with Molina holding a 2.93 ERA with 40 strikeouts in 30 2/3 innings of work. TTU has used a variety of arms in relief, with three different pitchers having one save this season.

Lobos NCAA Statistics Rankings

Top-100 | through games March 26, 2023

Team Hitting

Stat	Amount	Rank
Batting Avg.	.342	1
Hits	285	4
3B/Gm.	0.59	5
Triples	13	6
Runs/Gm.	10.0	7
Runs	220	15
2B/Gm.	2.45	18
Slugging Pct.	.549	18
On-Base Pct.	.421	26
Doubles	54	27
HR/Gm.	1.41	50
Home Runs	31	53

Team Pitching

Stat	Amount	Rank
BB/9 Inn.	2.88	5
Fld. Pct.	.983	11
K/BB Ratio	2.48	49
DP/Gm.	0.82	62
Double Plays	18	67
ERA	4.81	70
Shutouts	1	83

Individual Hitting

Stat	Amount	Player	Rank
Hits/Gm.	2.00	Dylan Ditzenberger	1
Runs/Gm.	1.64	Dylan Ditzenberger	2
Batting Avg.	.473	Dylan Ditzenberger	3
Runs	36	Dylan Ditzenberger	3
Hits	44	Dylan Ditzenberger	4
Triples	4	Jeffrey David	6
3B/Gm.	0.18	Jeffrey David	14
Triples	3	Deylan Pigford	19
3B/Gm.	0.14	Deylan Pigford	34
On-Base Pct.	.524	Dylan Ditzenberger	34
Home Runs	8	Reed Spenrath	59
HR/Gm.	0.36	Reed Spenrath	66
Runs/Gm.	1.27	Deylan Pigford	68
Triples	2	Kyle Smith	69
Walks	20	Reed Spenrath	74
Runs	28	Deylan Pigford	78
Hits	35	Braydon Runion	79
Walks/Gm.	0.91	Reed Spenrath	81
K Ratio	9.9	Lenny Junior Ashby	89
RBI/Gm.	1.23	Lenny Junior Ashby	97
RBI/Gm.	1.23	Jeffrey David	97

Individual Pitching

Stat	Amount	Player	Rank
WHIP	0.86	Isaac Gallegos	18
Starts	6	Riley Egloff	20
Starts	6	Tristin Lively	20
Wins	4	Riley Egloff	25
Wins	4	Isaac Gallegos	25
Wins	4	Tristin Lively	25
Hits/9 Inn	5.28	Isaac Gallegos	34
ERA	2.17	Isaac Gallegos	56
ERA	2.38	Tristin Lively	76
BB/9 Inn.	1.85	Tristin Lively	84
Appearances	11	Brian McBroom	87



UNIVERSITY OF NEW MEXICO

2023 BASEBALL



UNIVERSITY OF NEW MEXICO

Location Albuquerque, N.M.
Founded 1889 by Territorial Legislature
Enrollment 28,800
Nickname Lobos
Colors Cherry (PMS 200) & Silver (PMS Cool Gray 6)
Conference Mountain West Conference
National Affiliation NCAA Division I
President Dr. Garnett Stokes
Director of Athletics Eddie Nuñez
Faculty Representative Karen Gaudreault

FACILITY INFORMATION

Home Field Santa Ana Star Field
Capacity 1,000
Dimensions 338 (LF); 420 (CF); 338 (RF)
 408 (LC); 408 (RC)

PROGRAM HISTORY

First Season 1899
Overall Record 1,916-1,743-17 (.523)
Overall Mountain West Record 342-263-1 (.564)
Years in NCAA Postseason .. 6 (1962, 2010, '11, '12, '13, '16)
Conference Titles 7 (1962, 2000, '11, '12, '13, '14, '17)
Conference Tournament Titles 3 (2011, '12, '16)

TEAM INFORMATION

2022 Overall Record 21-33
2022 Mountain West Record (Finish) 10-20 (6th)
2022 Home Record 11-13
2022 Away Record 10-16
2022 Neutral Record 0-4
2023 Pitchers Returning / Lost 10/8
2023 Letterwinners Returning / Lost 17/17
2023 Newcomers 20



COACHING STAFF

Head Coach **Tod Brown**
 Phone (505) 925-5500
 Email todbrown21@unm.edu
 Years at UNM 2nd season
 Record at UNM 35-41 (2 yrs.)
 Four-year Institution Record 376-391 (16 yrs.)
 Overall Record 376-391 (16 yrs.)
Pitching Coach **Michael Lopez**
 Phone (505) 925-5500
 Email mlopez41@unm.edu
 Years at UNM 2nd season
Asst. Coach/Recruiting Coordinator **Nate Causey**
 Phone (505) 925-5500
 Email ncausey@unm.edu
 Years at UNM 4th season
Volunteer Assistant Coach **Matt Risdon**
 Years at UNM 1st season
Director of Operations **Lance Russell**
Athletic Trainer **Robert Rimorin**
Student Manager **Estevan Padilla**
Student Manager **Michael Hernandez**

MULTIMEDIA INFORMATION

Athletics Website www.GoLobos.com
Main University Web Site www.unm.edu
Conference Web Site www.TheMW.com
Facebook www.facebook.com/NewMexicoLobos
Twitter @UNMLobos
Baseball Twitter & Instagram @UNMLoboBaseball
Baseball Facebook /UNMLobosBaseball

MEDIA RELATIONS

Baseball Contact Evan O'Kelly
Cell Phone (Preferred) 503-841-0938
Email evanokelly@unm.edu
Address:

Department of Athletics
 Colleen J. Maloof Administration Building
 MSC04 2680
 1 University of New Mexico
 Albuquerque, NM 87131-0001

» Five Mountain West Regular Season Championships «
 » 2000, 2012, 2013, 2014, 2017 «

» Three Mountain West Tournament Championships «
 » 2011, 2012, 2016 «

» Six NCAA Regional Appearances «
 » 1962, 2010, 2011, 2012, 2013, 2016 «







UNIVERSITY OF NEW MEXICO

2023 BASEBALL



THE WEEK AHEAD

Monday	Tuesday	Wednesday	Thursday	Friday	Saturday	Sunday
27	28	29	30	31	1	2
						
	#15 Texas Tech 2 p.m. MT Santa Ana Star Field Albuquerque, N.M.			San Diego State 6 p.m. MT Santa Ana Star Field Albuquerque, N.M.	San Diego State 2 p.m. MT Santa Ana Star Field Albuquerque, N.M.	San Diego State Noon MT Santa Ana Star Field Albuquerque, N.M.

MW STANDINGS

2023 Standings (Mountain West Conference) as of March 28

Team	MWC	Pct.	Overall	Pct.	Streak
San Jose State	4-2	.667	10-9	.526	W3
Fresno State	7-4	.636	13-9	.591	W3
NEW MEXICO	5-3	.625	14-8	.636	W2
San Diego State	4-3	.571	7-12	.368	L1
Air Force	4-5	.444	9-15	.375	W1
UNLV	3-6	.333	7-14	.333	L3
Nevada	2-6	.250	11-12	.478	L2

The Conference Slate

Tuesday, March 28

Kansas State at Air Force | 1 p.m. MT

TEXAS TECH AT NEW MEXICO | 2 P.M. MT

San Jose State at Santa Clara | 2:05 p.m. MT

Pacific at Nevada | 6:05 p.m. MT

San Diego State at UC San Diego | 7 p.m. MT

Cal Poly at Fresno State | 7:05 p.m. MT

Arizona State at UNLV | 7:05 p.m. MT

Tuesday, March 29

Kansas State at Air Force | Noon MT

Friday, March 31

UNLV at Air Force* | 1 p.m. MT

SAN DIEGO STATE AT NEW MEXICO* | 6 P.M. MT

UC Santa Barbara at Fresno State | 7:05 p.m. MT

San Jose State at Nevada* | 7:35 p.m. MT

Saturday, April 1

UNLV at Air Force* | Noon MT

SAN DIEGO STATE AT NEW MEXICO* | 2 P.M. MT

UC Santa Barbara at Fresno State | 4:05 p.m. MT

San Jose State at Nevada* | 5:35 p.m. MT

Sunday, April 2

SAN DIEGO STATE AT NEW MEXICO* | NOON MT

UNLV at Air Force* | Noon MT

San Jose State at Nevada* | 2:05 p.m. MT

UC Santa Barbara at Fresno State | 2:05 p.m. MT

*-Mountain West Conference Game



HOW NM STACKS UP IN THE MW

Team Rankings (2023) as of March 28

Category	Stat	Rank
Batting Average	.342	1st
Slugging Percentage	.549	1st
On-Base Percentage	.421	1st
Runs Scored	220	1st
Hits	285	1st
Runs Batted In	203	1st
Doubles	54	1st
Triples	13	1st
Home Runs	31	1st
Total Bases	458	1st
Earned Run Average	4.81	3rd
Opponent Batting Average	.271	4th
Innings Pitched	190.2	4th
Batters Struck Out	151	5th
Saves	3	T4th
Hits Allowed	201	4th
Runs Allowed	110	3rd
Earned Runs Allowed	102	4th
Fielding Percentage	.983	1st
Errors	14	1st
Fielding Double Plays	18	3rd

Individual Rankings (2023) as of March 28

Category	Player	Stat	Rank
Batting Avg.	Dylan Ditzenberger	.473	1st
Slugging %	Reed Spenrath	.641	2nd
On-Base %	Dylan Ditzenberger	.524	1st
Runs Scored	Dylan Ditzenberger	36	1st
Hits	Dylan Ditzenberger	44	1st
Runs Batted In	J. David/L. Ashby	27	T1st
Doubles	Ashby/Runion/Ditzenberger	7	T5th
Triples	Jeffrey David	4	1st
Home Runs	Reed Spenrath	8	1st
Total Bases	B. Runion/D. Ditzenberger	56	T2nd
Earned Run Avg.	Isaac Gallegos	2.17	1st
Opp. Batting Avg.	Isaac Gallegos	.163	1st
Innings Pitched	Riley Egloff	36.2	1st
Batters Struck Out	Riley Egloff	33	4th
Wins	Egloff/Gallegos/Lively	4	T1st
Saves	Brian McBroom	2	T4th

2023 MW PLAYERS OF THE WEEK

Week 1 (Feb. 13-19)

Player - Hunter Dorraugh, SJSU
Pitcher - Riley Egloff, UNM
Freshman - Reese Lueck, UNLV

Week 2 (Feb. 20-26)

Player - Dylan Ditzenberger, UNM
Pitcher - Riley Egloff, UNM
Freshman - Mason Hirata, Nevada

Week 3 (Feb. 27-March 5)

Player - Poncho Ruiz, SDSU
Pitcher - Casey Burfield, Nevada
Freshman - Drew Giannini, SDSU

Week 4 (March 6-12)

Player - Robert Hamchuk, SJSU
Pitcher - Roman Angelo, Fresno St.
Freshman - None

Week 5 (March 13-19)

Player - Trayden Tamiya, Air Force
Pitcher - Isaac Gallegos, UNM
Freshman - Maddox Haley, SDSU

Week 6 (March 20-26)

Player - Irvin Weems, SDSU
Pitcher - Tristin Lively, UNM
Freshman - Muf Gray, Fresno St.

Week 7 (March 27-April 2)

Player -
Pitcher -
Freshman -

Week 8 (April 3-9)

Player -
Pitcher -
Freshman -

Week 9 (April 10-16)

Player -
Pitcher -
Freshman -

Week 10 (April 17-23)

Player -
Pitcher -
Freshman -

Week 11 (April 24-30)

Player -
Pitcher -
Freshman -

Week 12 (May 1-7)

Player -
Pitcher -
Freshman -

Week 13 (May 8-14)

Player -
Pitcher -
Freshman -

Week 14 (May 15-21)

Player -
Pitcher -
Freshman -



UNIVERSITY OF NEW MEXICO

2023 BASEBALL



INSIDE THE TEAM MATCHUPS

General

New Mexico Texas Tech
14-8..... 2023 Record 18-7

Hitting

.342 Batting Avg 318
220 Runs 238
285 Hits 281
54 2Bs 57
13 3Bs 12
31 HRs 38
204 RBIs 229
.549 SLG% 538
.421 On-Base% 436
9 Sacrifice Flies 26
1 Sacrifice Hits 6
20-23 SB-SBA 17-22

Defense

572 Putouts 681
237 Assists 261
14 Errors 40
.983 FLD% 959

Pitching

4.81 ERA 4.08
3 Saves 3
190.2 Innings Pitched 227.0
201 Hits Allowed 213
110 Runs Allowed 133
102 Earned Runs Allowed 103
61 Walks 129
151 Strikeouts 222
41 2Bs Allowed 38
4 3Bs Allowed 7
18 HRs Allowed 27
.271 Batting Avg. Against 248

LAST TIME IT HAPPENED

HITTING (Individual)

Grand slam: Devon Dixon vs. Fresno State, 3/18/23
Hit for the cycle: Danny Collier vs. Air Force, 3/24/18
Five hits: Jeffrey David vs. Northern Colorado, 2/24/23
Six hits: Carl Stajduhar vs. Fresno St., 4/9/16
Eight at bats: Josh Mader vs. Air Force, 5/2/03
Four runs: Reed Spennrath vs. St. Bonaventure, 3/4/23
Five runs: Sean Stephens at Nevada, 5/7/22
Six runs: Justin Howard vs. Coppin St., 4/18/10*
Five RBI: Braydon Runion vs. St. Bonaventure, 3/4/23
Six RBI: Spennrath & David vs. Northern Colorado, 2/24/23
Seven RBI: Carl Stajduhar vs. Texas Tech, 4/26/17
Eight RBI: DJ Peterson at No. 21 UNLV, 3/17/13
10 RBI: Brian Cavazos-Galvez vs. Air Force, 4/12/08*#
Three doubles: Kyle Landers at New Mexico St., 3/29/22
Four doubles: Reece Weber vs. San José St., 5/10/15
Four extra-base hits: Reece Weber vs. San José St., 5/10/15
Two triples: Willie Cano vs. Holy Cross, 2/25/22
Back-to-back-to-back triples: ... Mike Brownstein, Dane Hamilton, Brian Cavazos-Galvez vs. TAMU-CC (Game 2), 2/21/09
Inside-the-Park home run: DJ Peterson vs. TCU, 5/20/11
Walk-off home run: Jeffrey David vs. Texas Tech, 4/19/22
Two home runs: ... Reed Spennrath vs. Northern Colorado, 2/24/23
Three home runs: Reed Spennrath vs. Northern Colorado, 2/24/23
Four home runs: ... Brian Cavazos-Galvez vs. Air Force, 4/12/08*#
Two home runs in one inning: Josh Mader at Utah, 4/8/04
Two+ players with multi-homers: Brian Cavazos-Galvez (4), Kevin Atkinson (2) vs. Air Force, 4/12/08
Back-to-back homers: ... Kamron Willman, Lenny Junior Ashby vs. New Mexico St., 5/10/22
Back-to-back-to-back homers: Daniel Stovall, Matt Hibbits, Ian Hollick vs. Hawaii-Hilo, 4/28/07
Multiple back-to-back homers in same game: (2), Joe Salas, Daniel Stovall, vs. Air Force, 5/16/04
HR in three straight games: Jeff Deimling vs. SJSU/CSF, 3/3-9/19
Three + sacrifice bunts in a game: 3, Jared Holley at Nevada 4/20/13
Four strikeouts: Reed Spennrath vs. Fresno State, 3/19/23
Three HBP: Jared Holley vs. LaSalle, 3/5/13
Three stolen bases: Luke Campbell at UNLV, 3/16/13
Four Walks: Justin Watari vs. UNLV, 5/11/19
Five Walks: DJ Peterson vs. UC Riverside, 3/9/13*

HITTING (Team)

Five + home runs (team): 5, vs. Northern Colo. (W, 30-1), 2/24/23
20+ hits: 20, vs. Northern Colorado (W, 18-2), 2/25/23 (G2)
25+ hits: 28, vs. Northern Colorado (W, 30-1), 2/24/23
30+ hits: 31, vs. Binghamton (Game 1), 3/7/09
Allowed 20 + hits: 20, vs. St. Bonaventure (L, 17-8), 3/4/23
20+ runs: 20, vs. St. Bonaventure (W, 20-3), 3/4/23
Allowed 20 + runs: 25, vs. Air Force (L, 25-6), 5/19/22
30+ runs: 30, vs. Northern Colorado (W, 30-1), 2/24/23
20+ RBI: 27, vs. Northern Colorado, 2/24/23
40+ total bases: 52, vs. Northern Colorado, 2/24/23



UNIVERSITY OF NEW MEXICO

2023 BASEBALL



LAST TIME IT HAPPENED

50+ total bases: 52, vs. Northern Colorado, 2/24/23
60+ total bases: 61, vs. Air Force, 4/12/08
No strikeouts: 5/4/14 vs. San Diego St. (35 at-bats)
No walks: 5/9/22 at Fresno State (36 at-bats)
10+ strikeouts: 10, vs. Fresno State, 3/19/23
10+ walks: 10, vs. St. Bonaventure (Game 1), 3/4/23
15+ walks: 15, Fresno St., 3/31/17
5+ HBP: 5, vs. San Jose State, 4/29/22
Was no-hit (7-inning game): at Utah, 4/21/90
Was no-hit (9-inning game): at Wichita St., 3/20/90

PITCHING (Individual)

No-hitter (7-inning game): Mike Connell vs. N.M. Highlands, 3/24/77
No-hitter (9-inning game): Jim Kremmel vs. Arizona, 4/17/70
One-hitter: Tyler Stevens vs. Air Force, 4/12/15
Complete game:
 Cody Dye vs. UNLV, 4/21/18.....
 Justin Armbruster at San Jose State, 5/22/21 (7 innings)
Complete-game shutout: Colton Thomson vs. Nevada, 5/26/16
10+ strikeouts: 12, Justin Armbruster at San Jose State, 5/22/21
15+ strikeouts: 17, Justin Armbruster at Fresno State, 3/13/21
No walks (complete game): Justin Armbruster at San Jose State, 5/22/21

PITCHING (Team)

10+ strikeouts: 12, vs. Northern Colorado, 2/24/23
15+ strikeouts: 16, vs. Nevada, 3/27/21
No strikeouts: 3/5/17 at Air Force
 ... (J. Tripp 30 BF; D. Gillespie 5 BF, A. Isenhardt 1 BF, C. Tripp 8 BF)
No walks: vs. St. Bonaventure, 3/5/23
10 + walks: at California, 5/14/22

FIELDING

Five+ errors (Team): 5, at UNLV, 4/22/22
Three+ errors (Ind.): 3, Hayden Schilling
 vs. Central Michigan, 2/22/18
Eight+ assists: 8, Chase Weissenborn
 vs. Air Force, 3/10/23
Caught three runners stealing: Mitch Garver
 vs. Texas Tech, 4/25/12
15 + putouts: 15, Reed Spenrath
 vs. New Mexico State, 3/21/23
UNM turned a triple play: 5/13/16 vs. Nevada (4-6-3-2)
UNM hit into a triple play: 4/23/09 at BYU

SCORING AND MISCELLANEOUS

Stole home: Harry Fullerton vs. Nevada, 3/27/21
Stole seven+ bases: 7, 4/17/13 vs. New Mexico St. (W, 13-6)
Tied: 4/28/19 at Fresno St. (T, 6-6)
Shut out: 3/21/23 vs. New Mexico State (L, 0-2)
Shut out opponent: 3/11/23 vs. Air Force (W, 15-0)
Shut out at home: 3/21/23 vs. New Mexico State (L, 0-2)
Shut out on the road: 5/15/22 at California (L, 0-8)
Shut out opponent at home: 3/11/23 vs. Air Force (W, 15-0)
Shut out opponent on road: 3/18/22 at Wichita State (W, 4-0)
Recorded back-to-back shutouts: 5/6-5/7, 2011
 vs. Air Force (5-0, 10-0)
Recorded three straight shutouts: 2/24-3/3, 1973
 vs. New Mexico St. (1-0) and New Mexico Highlands (7-0, 4-0)
Shut out in back-to-back games: 3/14-15/2017 at Oklahoma St.

LAST TIME IT HAPPENED

Most runs in three-game series: .73, vs. Air Force (4/13-14, 2006)
Consecutive one-run games: 2, vs. San Jose State (4/29-30, 2022)
Four straight one-run games: vs. BYU, Gonzaga, Northern Colorado, 2/15-23, 2020
Five straight one-run games: March 18-24, 2015*

EXTRA INNINGS

Won an extra-inning game: 2/20/23 vs. Minnesota (4-3, 12 inn.)
Lost an extra-inning game: 3/10/23 vs. Air Force (9-7, 10 Inn.)
Extra inning games in a row: 2, 4/23-4/24, 2021 at Washington
3 straight extra-inning games: at Utah, 4/9-11, 2009
Played a 10-inning game: vs. Air Force, 3/10/23 (L, 9-7)
Played an 11-inning game: vs. Fresno State, 3/13/22 (W, 9-8)
Played a 12-inning game: vs. Minnesota, 2/20/22 (W, 4-3)
Played a 13-inning game: vs. Columbia, 6/1/13 (L, 6-5, NCAA Tourney)
Played a 14-inning game: vs. Eastern N.M., 2/5-6, 1996 (W, 8-7)
Played a 15-inning game: at New Mexico St., 2/9/02 (L, 4-3)

IN AN INNING

10+ runs in an inning: 10, vs. Air Force (8th), 3/11/23
15+ runs in an inning: 15, vs. Savannah St., 3/11/05
4+ homers in an inning: 4, at Air Force, 5/19/05
5+ doubles in an inning: 5, at Nevada, 4/21/13
4+ triples in an inning: 4, vs. TAMU-CC (Game 2), 2/21/09^
10+ hits in an inning: 11, vs. Grand Canyon, 3/22/17
10+ consecutive hits: 11, vs. Savannah St., 3/11/05*
10+ consecutive batters reach base: 12, vs. Fresno St., 4/13/13
15+ consecutive batters reach base: .16, vs. Savannah St., 3/11/05
Player w/hits from both sides of plate: Sam Haggerty
 vs. Fresno St. 4/12/13

UNM SCORING IN AN INNING

Most runs in top of 1st: 11, at Air Force (5/14/09)
Most runs in top of 2nd: 10, 2x, last at Air Force (4/15/97)
Most runs in top of 3rd: 8, 3x, last at Air Force (4/25/10, Game One)
Most runs in top of 4th: 12, at Air Force (4/15/07)
Most runs in top of 5th: 12, at Air Force (4/17/04)
Most runs in top of 6th: 10, at Air Force (5/19/16)
Most runs in top of 7th: 9, at Air Force (4/16/07)
Most runs in top of 8th: 12, at Utah (4/1/00)
Most runs in top of 9th: 9, at New Mexico St. (2/16/86)
Most runs in top of 10th: 4, at Texas St. (2/11/06)
Most runs in top of 11th: 6, at Arizona (1/30/93)
Most runs in top of 12th: 3, at Washington (4/24/21)
Most runs in top of 13th: N/A
Most runs in top of 14th: N/A
Most runs in top of 15th: 1, vs. Gonzaga at Fresno St. (3/31/72)

Most runs in bottom of 1st: 11, 2x, last vs. St. Bonaventure. (3/4/23)
Most runs in bottom of 2nd: 15, vs. Savannah St. (3/11/05)
Most runs in bottom of 3rd: 13, vs. NM Highlands (2/28/90)
Most runs in bottom of 4th: 12, vs. Air Force at UNLV (5/27/04)
Most runs in bottom of 5th: 10, 2x, last vs. Utah (4/22/06)
Most runs in bottom of 6th: 20, vs. Utah (3/13/93)*
Most runs in bottom of 7th: 11, vs. Texas St. (2/18/05)
Most runs in bottom of 8th: 12, 3x, last vs. Fresno St. (4/13/13)
Most runs in bottom of 9th: 9, 2x, last vs. New Mexico St. (3/26/02)
Most runs in bottom of 10th: 7, vs. Louisiana Tech (3/13/10)
Most runs in bottom of 11th: 2, 2x, last vs. Fresno St. (3/13/22)



UNIVERSITY OF NEW MEXICO

2023 BASEBALL



LAST TIME IT HAPPENED

Most runs in bottom of 12th:2, vs. UNLV (3/9/14)
Most runs in bottom of 13th: 1, 2x, last vs. Northwestern (3/7/03)
Most runs in bottom of 14th:1, 2x, last vs. ENMU (2/5-6, 1996)
Most runs in bottom of 15th:N/A

OPPONENT SCORING IN AN INNING

Most runs in top of 1st:12, vs. BYU (3/26/94)
Most runs in top of 2nd:9, vs. UC Riverside (4/18/19)
Most runs in top of 3rd:12, vs. Wichita St. (3/16/89)
Most runs in top of 4th:11, vs. Rice (4/11/98)
Most runs in top of 5th:10, 2x, last vs. UNLV (4/3/22)
Most runs in top of 6th:10, vs. BYU (4/11/02)
Most runs in top of 7th:11, vs. BYU (4/6/00)
Most runs in top of 8th:8, 2x, last vs. Rice (4/12/98)
Most runs in top of 9th:12, vs. BYU (3/18/05, Game Two)
Most runs in top of 10th:9, vs. San Francisco (3/18/06)
Most runs in top of 11th: 6, vs. Nevada at Las Vegas, Nev. (5/23/14)
Most runs in top of 12th:1, 4x, last vs. UNLV (3/9/14)
Most runs in top of 13th:1, 2x, last vs. Columbia (6/1/13)
Most runs in top of 14th:N/A
Most runs in top of 15th:N/A

Most runs in bottom of 1st: 11, at Arizona St. (2/9/80, Game One)
Most runs in bottom of 2nd:16, at Texas Tech (3/15/22)*
Most runs in bottom of 3rd:15, at Hawaii (4/22/89)
Most runs in bottom of 4th:12, 2x, last at Air Force (4/15/90)
Most runs in bottom of 5th:12, at Cal St. Fullerton (3/7/86)
Most runs in bottom of 6th:12, at LMU (3/11/86)
Most runs in bottom of 7th:9, at California (5/14/22)
Most runs in bottom of 8th:11, vs. Oregon State (2/18/22)
Most runs in bottom of 9th:4, 7x, last at Air Force (4/15/07)
Most runs in bottom of 10th:4, at Air Force (4/24/65)
Most runs in bottom of 11th: 2, vs. BYU at San Diego St. (3/31/06)
Most runs in bottom of 12th: 2, vs. BYU at San Diego St. (3/31/06)
Most runs in bottom of 13th:N/A
Most runs in bottom of 14th:N/A
Most runs in bottom of 15th:1, at New Mexico St. (2/9/02)

SERIES

Swept non-conf. series, home: ..vs. Northern Colo., 2/24-26, 2023
Swept non-conf. series, road: at No. 23 Oklahoma St., 3/14-15, 2017
Swept in non-conf. series, home:vs. Dallas Baptist, 3/4-6, 2016
Swept in non-conf. series, road:at California, 5/13-15/2022
Swept MW series, home:vs. Air Force, 2/27-28, 2021
Swept MW series, road:at San Jose State, 5/22-23, 2021
Swept multiple MW series in a row:3, 3/3/17-3/26/17
.....at Air Force, vs. San José St., at UNLV
Swept in MW series, home:vs. San Diego State, 4/14-16, 2022
Swept in MW series, road:at Air Force, 5/8-9, 2021
Swept in multiple MW series in a row:3, 4/2-5/9/2021
.....at San Diego State, vs. Fresno State, at Air Force

WALK-OFFS

Won on last at-bat:3/5/23
.....vs. St. Bonaventure (16-6, 7 innings)
Lost on last at-bat:3/18/23
.....at Fresno State (8-9, 9 innings)
Scored two runs in last at-bat:5/20/22
.....vs. Air Force (13-12, 9 innings)
Scored three runs in last at-bat:4/19/22
.....vs. Texas Tech (11-10, 9 innings)

Scored four runs in last at-bat:5/20/22
.....vs. Air Force (13-12, 9 innings)
Scored five runs in last at-bat:5/20/22
.....vs. Air Force (13-12, 9 innings)
Scored six runs in last at-bat:5/20/22
.....vs. Air Force (13-12, 9 innings)
Scored seven runs in last at-bat:5/20/22
.....vs. Air Force (13-12, 9 innings)
Scored nine runs in last at-bat:3/21/99
.....vs. TCU (17-16)
Allowed two runs in last at-bat:3/18/23
.....at Fresno State (8-9)
Allowed three runs in last at-bat:4/2/21
.....at San Diego State (9-10)
Allowed four runs in last at-bat:4/2/21
.....at San Diego State (9-10)
Allowed five runs in last at-bat:4/2/21
.....at San Diego State (9-10)
Allowed six runs in last at-bat:4/2/21
.....at San Diego State (9-10)

* = School record
= Mountain West record
^ = NCAA record

Coach Brown vs. 2023 Opponents

Opponent	Overall	UNM	Last
Air Force	5-4	5-4	3/12/23
Arizona	2-11	1-1	3/23/22
Colorado State-Pueblo	0-0	0-0	--
Fresno State	4-5	4-5	3/19/23
Grand Canyon	0-3	0-2	3/14/23
Minnesota	11-16	1-0	2/20/23
Nevada	4-2	3-2	3/25/23
New Mexico State	4-1	4-1	3/21/23
Northern Colorado	20-14	0-0	2/25/23
Oregon State	1-4	1-3	2/19/23
San Diego State	0-3	0-3	4/16/22
San Jose State	2-4	2-4	5/1/22
St. Bonaventure	6-5	3-1	3/5/23
Texas Tech	1-3	1-3	3/7/23
UC Santa Barbara	1-0	1-0	2/18/23
UNLV	1-5	1-5	4/24/22



UNIVERSITY OF NEW MEXICO

2023 BASEBALL



TOD BROWN was named the head Lobo baseball coach on June 17, 2021 and is in his second season in charge of the program in 2023.

Brown came to New Mexico after a successful 14 years and 341 wins with North Dakota State. At the end of his tenure at NDSU, he was the second-winningest coach in program history and was the all-time leader in wins per season (24.4). In 2021, Brown led the Bison to the 2021 NCAA Tournament, winning their first Division I postseason

game 6-1 over Mountain West opponent Nevada. In the same season, NDSU broke a school record with 20 Summit League victories, besting the previous mark of 19 set by his 2017 team, and posted an overall record of 42-19. The Bison also led the nation with 25 road wins and set school records in strikeouts (474) and putouts (1,567) in a single season.

Brown is no stranger to winning as he owns the two highest single season win totals in NDSU history (42 wins in 2021, 40 wins in 2012), and the only two 40-plus win seasons by the program. Brown also owns three of the top-five single-season win totals in NDSU history. Under Brown's leadership, NDSU played in five Summit League championship games, winning it outright in 2021 and 2014, and qualified for the league's baseball championship eight out of his last 11 years.

Brown took the helm of NDSU in 2008 and turned around a program that had faced three consecutive losing seasons, posting just 38 wins from 2005-07. In 2012, NDSU won a then-school-record 40 games, including an 8-2 win over a No. 5-ranked Arizona team that went on to win the 2012 College World Series. North Dakota State had a school-record .973 fielding percentage and posted a team ERA of 3.38, which was the program's lowest ERA in 37 years.

In 2016, the Bison posted a 29-25 overall record and set a record for home wins at Newman Outdoor Field with 17 victories. In addition, North Dakota State set a single season record in saves (17). NDSU defeated No. 19-ranked Minnesota on April 26 in Fargo, marking the second-ever win over an NCAA Division I top-25 opponent.

In the Summit League, Brown has coached two Summit League Players of the Year, one Summit League Newcomer of the Year, 46 All-Summit League selections, 22 Summit League Players of the Week, and 30 Summit League Pitchers of the Week. Under his leadership, Brown has also led players to two Collegiate Baseball Freshmen All-America selections and two College Baseball National Players of the Week.

Not only does Brown produce talent on the field, but also in the classroom. During his tenure at NDSU, Brown had three NCAA Postgraduate Scholarship Winners, one Senior CLASS Award All-America, one CoSIDA Academic All-America Athlete of the Year, nine CoSIDA Academic All-America selections, 11 CoSIDA Academic All-District selections, one Summit League Scholar-Athlete of the Year, 16 Summit League Academic All-League selections, and was twice honored by NCAA with Public Recognition for perfect APR scores (2012-13 and 2015-16).

The Tucson, Ariz., native was a left-handed pitcher for the Arizona Wildcats from 1989-94, leading the team in 1992 to a Pac-10 Championship. In 1993 he won six games and saved eight, setting a record with 35 appearances as Arizona fell one game short of the College World Series.

Brown then made a career out of coaching college ball in the northern tier of the country. He came to NDSU after eight seasons in Ohio as the pitching coach and recruiting coordinator for Bowling Green State University.

During this time, he recruited or helped develop eight players who have reached the major leagues, including former UNM pitching standout Jamie Vermilyea, who played for the Lobos from 2001-03. This list also includes Jay Flaa, J.J. Hardy, and pitcher Tim Wood from Sabino High School, in Tucson, Ariz., outfielder Shelley Duncan and pitchers Josh Pearce and Ben Diggins at the University of Arizona, and pitcher Burke Badenhop and outfielder Nolan Reimold from Bowling Green.

After two years as the pitching coach at Sabino High School in Tucson, Ariz., Brown began his collegiate coaching career in 1999 as a volunteer assistant for Arizona. He worked with pitchers and catchers and was the first-base coach for the Wildcats, who qualified for an NCAA regional.

Brown was also a head coach for the San Francisco Seals of the California Coastal Collegiate League in the summer of 1999, compiling a 43-29 record and making a fourth-place finish in the National Baseball Congress World Series.

Brown and his wife Janet have a son, Brooks, and a daughter, Blake.

THE BROWN FILE

Education

University of Arizona	1989-94
-----------------------	---------

Coaching Experience

2008-2021	Head Coach	North Dakota State
2022-Present	Head Coach	University of New Mexico

Career Coaching Record (Year-By-Year)

School	Year	Record	Win Pct.
NDSU	2008	15-30	.333
NDSU	2009	16-28	.372
NDSU	2010	22-30	.423
NDSU	2011	22-32	.407
NDSU	2012	40-20	.667
NDSU	2013	26-27	.491
NDSU	2014	25-26	.490
NDSU	2015	21-30	.412
NDSU	2016	29-25	.537
NDSU	2017	31-25	.554
NDSU	2018	26-24	.520
NDSU	2019	19-24	.442
NDSU	2020*	8-9	.471
NDSU	2021	42-19	.689
NDSU	14 yrs	341-350	.493
UNM	2022	21-33	.390
UNM	2023	14-8	.636
UNM	2 yrs	35-41	.461
Career	16 yrs	376-391	.490

*Incomplete season due to COVID-19



UNIVERSITY OF NEW MEXICO

2023 BASEBALL



2023 UNM BASEBALL ROSTER

No.	NAME	Pos.	Ht.	Wt.	B/T	CL.	EXP.	HOMETOWN (PREVIOUS SCHOOLS)
1	JORDAN MARTINEZ	RHP	5-11	185	R/R	FR	HS	ALBUQUERQUE, N.M. (SANDIA HS)
2	TRISTIN LIVELY	RHP	6-0	195	R/R	SR*	4V	LAS CRUCES, N.M. (LAS CRUCES HS)
3	DEVON DIXON	INF	6-1	165	R/R	JR	JC	PHOENIX, ARIZ. (MOUNTAIN POINTE HS/CENTRAL ARIZONA COLL.)
4	ADRYAN PIGFORD	OF	5-11	170	L/R	SR*	TR	FARMINGTON, N.M. (PIEDRA VISTA HS/MIDLAND COLL./CSU FULLERTON)
5	ADRIEN MARTIN	OF/INF	6-1	210	L/R	FR	HS	ALBUQUERQUE, N.M. (SANDIA HS)
6	BRIAN MCBROOM	RHP	6-0	180	R/R	JR	1V	OAKLEY, CALIF. (FREEDOM HS/HOWARD COLL.)
7	JEFFREY DAVID	OF/INF	6-2	205	R/R	JR*	1V	GEORGETOWN, TEXAS (GEORGETOWN HS/DALLAS BAPTIST)
8	KONNER KINKADE	INF	5-10	190	R/R	JR*	JC	PULLMAN, WASH. (PULLMAN HS/CSU BAKERSFIELD/ORANGE COAST COLL.)
9	TRENT DEWEY	RHP	5-10	180	R/R	SR*	TR	ALBUQUERQUE, N.M. (ATRISCO HERITAGE ACAD./LUNA CC/KANSAS WESLEYAN)
10	RILEY EGLOFF	RHP	6-5	215	R/R	SR*	2V	LITTLETON, COLO. (HERITAGE HS/YAVAPAI COLL.)
11	SEAN STEPHENS	OF	5-11	190	R/R	JR*	1V	FORNEY, TEXAS (FORNEY HS/ODESSA COLL.)
12	CHASE WEISSENBORN	INF	5-11	185	R/R	JR	2V	ALBUQUERQUE, N.M. (ALBUQUERQUE ACADEMY)
13	BRETT RUSSELL	RHP	6-1	200	R/R	JR*	1V	WICHITA FALLS, TEXAS (ENID HS/SEMINOLE STATE COLL.)
14	AKILI CARRIS	INF	6-2	185	R/R	FR	HS	ALBUQUERQUE, N.M. (LA CUEVA HS)
15	BRAYDON RUNION	OF	6-1	220	R/R	SR*	1V	FLORENCE, KY. (COOPER HS/WALTERS STATE CC/TEXAS TECH)
16	JUNIOR FLORES	LHP	5-8	190	L/L	SO	TR	MARICOPA, ARIZ. (MOUNTAIN POINTE HS/HAWAII)
18	JAKE HOLLAND	C/1B	6-4	235	R/R	JR*	JC	ORLANDO, FLA. (MONTVERDE ACADEMY/GEORGIA TECH/CHIPOLA COLL.)
19	JUSTIN STILL	LHP	6-2	200	L/L	SO	1V	CHANDLER, ARIZ. (PERRY HS)
20	KAM WALTON	RHP	6-4	205	R/R	SO	SQ	FORT WORTH, TEXAS (CLEBURNE HS)
22	BENJAMIN BAKER-LIVINGSTON	RHP	6-2	185	R/R	SO	1V	RICHARDSON, TEXAS (PLANO EAST SENIOR HS)
23	JAREN JACKSON	LHP	6-3	225	L/L	JR*	JC	ALBUQUERQUE, N.M. (CLEVELAND HS/PIMA CC)
24	KYLE SMITH	C/1B	6-0	205	R/R	JR	1V	WILMINGTON, N.C. (NEW HANOVER HS/ST. JOHNS RIVER STATE COLL.)
25	JUSTIN OLSON	1B	6-3	225	L/L	JR*	1V	COLORADO SPRINGS, COLO. (PINE CREEK HS/KENTUCKY/SOUTHERN NEVADA)
26	BAILEY SEEGER	C	5-11	205	R/R	SR*	TR	HIGHLANDS RANCH, COLO. (THUNDER RIDGE HS/FEATHER RIVER COLL./PIMA CC/CSU BAKERSFIELD)
27	ISAAC GALLEGOS	RHP	6-3	215	R/R	JR	JC	GRANTS, N.M. (GRANTS HS/TRINIDAD STATE COLL.)
28	SEBASTIAN KIRCHNER	RHP	6-0	180	R/R	JR*	TR	ROCKLIN, CALIF. (ROCKLIN HS/FOLSOM LAKE CC/CAL POLY)
29	CALEB HERD	C	5-9	178	R/R	FR	HS	VAIL, ARIZ. (CIENEGA HS)
30	REED SPENRATH	1B/OF	6-5	230	L/R	JR*	TR	EL CAMPO, TEXAS (EL CAMPO HS/TEXAS A&M/CISCO COLL./TCU)
31	JACK DeDONATO	LHP	6-4	235	L/L	FR	RS	MERCER ISLAND, WASH. (MERCER ISLAND HS/WASHINGTON STATE)
32	MATTHEW DINA	LHP	6-5	245	L/L	FR	HS	ALBUQUERQUE, N.M. (LA CUEVA HS)
33	DYLAN DITZENBERGER	INF	6-0	195	L/R	SR*	TR	ALLEN, TEXAS (ALLEN HS/KANSAS)
34	LENNY JUNIOR ASHBY	OF	5-7	210	L/L	JR*	1V	ORANJESTAD, ARUBA (MARIA COLLEGE MAVO/ODESSA COLL.)
35	ARTHUR STEINKAMP	LHP	6-0	175	L/L	JR*	3V	LOS ALAMOS, N.M. (LOS ALAMOS HS)
36	TERRELL HUDSON	RHP	6-4	245	R/R	JR*	3V	PHOENIX, ARIZ. (GOLDWATER HS)
40	WIL BANNISTER	RHP	6-2	205	R/R	JR	JC	LAS CRUCES, N.M. (CENTENNIAL HS/PIMA CC)
42	ALEC STANFIELD	RHP	6-1	185	R/R	JR	JC	ALBUQUERQUE, N.M. (RIO RANCHO HS/SOUTH MOUNTAIN CC)
44	DOMINIC FELIX	INF	6-0	205	R/R	FR	HS	TUCSON, ARIZ. (CANYON DEL ORO HS)
48	JACOB STRMISKA	RHP	6-3	190	R/R	JR	1V	GEORGETOWN, TEXAS (ROUND ROCK HS/WABASH VALLEY COLL.)
49	ADOLFO ITURRALDE	RHP	6-1	185	R/R	SR*	1V	LOS LUNAS, N.M. (VALENCIA HS/LAMAR CC)

*-INDICATES PLAYER UTILIZED EXTRA YEAR OF ELIGIBILITY DUE TO CORONAVIRUS PANDEMIC.

COACHING STAFF

Head Coach	Tod Brown (2nd season)
Pitching Coach	Michael Lopez (2nd season)
Assistant Coach/Recruiting Coordinator	Nate Causey (4th season)
Volunteer Assistant Coach	Matt Risdon (1st season)
Director of Operations	Lance Russell
Student Manager	Estevan Padilla
Student Manager	Michael Hernandez
Athletic Trainer	Robert Rimorin
Athletic Communications	Evan O'Kelly

PRONUNCIATION GUIDE

2 - LIVE-lee	
3 - DEVV-in	
4 - DEY-lin	27 - guy-EGG-ohs
8 - kinn-KADE	28 - KIRSH-nurr
9 - DEW-yurr	31 - day-duh-NAH-toh
10 - EGG-loff	32 - dih-NAY
12 - WIZE-en-born	35 - STYNE-camp
14 - uh-KILL-ee	36 - tuh-RELL
15 - RUN-yin	48 - stir-MISS-cuh
	49 - ee-turr-ALL-day









UNIVERSITY OF NEW MEXICO

2023 BASEBALL



TV/PHOTO ROSTER





UNIVERSITY OF NEW MEXICO

2023 BASEBALL



2023 UNM BASEBALL ROSTER (ALPHABETICAL)

No.	NAME	Pos.	Hr.	Wt.	B/T	CL.	Exp.	HOMETOWN (PREVIOUS SCHOOLS)
34	ASHBY, LENNY JUNIOR	OF	5-7	210	L/L	JR*	1V	ORANJESTAD, ARUBA (MARIA COLLEGE MAVO/ODESSA COLL.)
22	BAKER-LIVINGSTON, BENJAMIN	RHP	6-2	185	R/R	SO	1V	RICHARDSON, TEXAS (PLANO EAST SENIOR HS)
40	BANNISTER, WIL	RHP	6-2	205	R/R	JR	JC	LAS CRUCES, N.M. (CENTENNIAL HS/PIMA CC)
14	CARRIS, AKILI	INF	6-2	185	R/R	FR	HS	ALBUQUERQUE, N.M. (LA CUEVA HS)
7	DAVID, JEFFREY	OF/INF	6-2	205	R/R	JR*	1V	GEORGETOWN, TEXAS (GEORGETOWN HS/DALLAS BAPTIST)
31	DeDONATO, JACK	LHP	6-4	235	L/L	FR	RS	MERCER ISLAND, WASH. (MERCER ISLAND HS/WASHINGTON STATE)
9	DEWYER, TRENT	RHP	5-10	180	R/R	SR*	TR	ALBUQUERQUE, N.M. (ATRISCO HERITAGE ACAD./LUNA CC/KANSAS WESLEYAN)
32	DINAE, MATTHEW	LHP	6-5	245	L/L	FR	HS	ALBUQUERQUE, N.M. (LA CUEVA HS)
33	DITZENBERGER, DYLAN	INF	6-0	195	L/R	SR*	TR	ALLEN, TEXAS (ALLEN HS/KANSAS)
3	DIXON, DEVON	INF	6-1	165	R/R	JR	JC	PHOENIX, ARIZ. (MOUNTAIN POINTE HS/CENTRAL ARIZONA COLL.)
10	EGLOFF, RILEY	RHP	6-5	215	R/R	SR*	2V	LITTLETON, COLO. (HERITAGE HS/YAVAPAI COLL.)
44	FELIX, DOMINIC	INF	6-0	205	R/R	FR	HS	TUCSON, ARIZ. (CANYON DEL ORO HS)
16	FLORES, JUNIOR	LHP	5-8	190	L/L	SO	TR	MARICOPA, ARIZ. (MOUNTAIN POINTE HS/HAWAII)
27	GALLEGOS, ISAAC	RHP	6-3	215	R/R	JR	JC	GRANTS, N.M. (GRANTS HS/TRINIDAD STATE COLL.)
29	HERD, CALEB	C	5-9	178	R/R	FR	HS	VAIL, ARIZ. (CIENEGA HS)
18	HOLLAND, JAKE	C/IB	6-4	235	R/R	JR*	JC	ORLANDO, FLA. (MONTVERDE ACADEMY/GEORGIA TECH/CHIPOLA COLL.)
36	HUDSON, TERRELL	RHP	6-4	245	R/R	JR*	3V	PHOENIX, ARIZ. (GOLDWATER HS)
49	Iturralde, Adolfo	RHP	6-1	185	R/R	SR*	1V	LOS LUNAS, N.M. (VALENCIA HS/LAMAR CC)
23	JACKSON, JAREN	LHP	6-3	225	L/L	JR*	JC	ALBUQUERQUE, N.M. (CLEVELAND HS/PIMA CC)
8	KINKADE, KONNER	INF	5-10	190	R/R	JR*	JC	PULLMAN, WASH. (PULLMAN HS/CSU BAKERSFIELD/ORANGE COAST COLL.)
28	KIRCHNER, SEBASTIAN	RHP	6-0	180	R/R	JR*	TR	ROCKLIN, CALIF. (ROCKLIN HS/FOLSOM LAKE CC/CAL POLY)
2	LIVELY, TRISTIN	RHP	6-0	195	R/R	SR*	4V	LAS CRUCES, N.M. (LAS CRUCES HS)
5	MARTIN, ADRIEN	OF/INF	6-1	210	L/R	FR	HS	ALBUQUERQUE, N.M. (SANDIA HS)
1	MARTINEZ, JORDAN	RHP	5-11	185	R/R	FR	HS	ALBUQUERQUE, N.M. (SANDIA HS)
6	McBROOM, BRIAN	RHP	6-0	180	R/R	JR	1V	OAKLEY, CALIF. (FREEDOM HS/HOWARD COLL.)
25	OLSON, JUSTIN	1B	6-3	225	L/L	JR*	1V	COLORADO SPRINGS, COLO. (PINE CREEK HS/KENTUCKY/SOUTHERN NEVADA)
4	PIGFORD, DEYLAN	OF	5-11	170	L/R	SR*	TR	FARMINGTON, N.M. (PIEDRA VISTA HS/MIDLAND COLL./CSU FULLERTON)
15	RUINION, BRAYDON	OF	6-1	220	R/R	SR*	1V	FLORENCE, KY. (COOPER HS/WALTERS STATE CC/TEXAS TECH)
13	RUSSELL, BRETT	RHP	6-1	200	R/R	JR*	1V	WICHITA FALLS, TEXAS (END HS/SEMINOLE STATE COLL.)
26	SEEGER, BAILEY	C	5-11	205	R/R	SR*	TR	HIGHLANDS RANCH, COLO. (THUNDER RIDGE HS/FEATHER RIVER COLL./PIMA CC/CSU BAKERSFIELD)
34	SMITH, KYLE	C/IB	6-0	205	R/R	JR	1V	WILMINGTON, N.C. (NEW HANOVER HS/ST. JOHNS RIVER STATE COLL.)
20	SPENRATH, REED	1B/OF	6-5	230	L/R	JR*	TR	EL CAMPO, TEXAS (EL CAMPO HS/TEXAS A&M/CISCO COLL./TCU)
42	STANFIELD, ALEC	RHP	6-1	185	R/R	JR	JC	ALBUQUERQUE, N.M. (RIO RANCHO HS/SOUTH MOUNTAIN CC)
35	STEINKAMP, ARTHUR	LHP	6-0	175	L/L	JR*	3V	LOS ALAMOS, N.M. (LOS ALAMOS HS)
11	STEPHENS, SEAN	OF	5-11	190	R/R	JR*	1V	FORNEY, TEXAS (FORNEY HS/ODESSA COLL.)
19	STILL, JUSTIN	LHP	6-2	200	L/L	SO	1V	CHANDLER, ARIZ. (PERRY HS)
48	STRMISKA, JACOB	RHP	6-3	190	R/R	JR	1V	GEORGETOWN, TEXAS (ROUND ROCK HS/WABASH VALLEY COLL.)
20	WALTON, KAM	RHP	6-4	205	R/R	SO	SQ	FORT WORTH, TEXAS (CLEBURNE HS)
12	WEISSENBOERN, CHASE	INF	5-11	185	R/R	JR	2V	ALBUQUERQUE, N.M. (ALBUQUERQUE ACADEMY)

*-INDICATES PLAYER UTILIZED EXTRA YEAR OF ELIGIBILITY DUE TO CORONAVIRUS PANDEMIC.

PITCHERS (21)

Right-Handed (15)

1	Jordan Martinez	Fr.
2	Tristin Lively	Sr.
6	Brian McBroom	Jr.
9	Trent Dewyer	Sr.
10	Riley Egloff	Sr.
13	Brett Russell	Jr.
20	Kam Walton	So.
22	Benjamin Baker-Livingston	So.
27	Isaac Gallegos	Jr.
28	Sebastian Kirchner	Jr.
36	Terrell Hudson	Jr.
40	Wil Bannister	Jr.
42	Alec Stanfield	Jr.
48	Jacob Strmiska	Jr.
49	Adolfo Iturralde	Sr.

Left-Handed (6)

16	Junior Flores	So.
19	Justin Still	So.
23	Jaren Jackson	Jr.
31	Jack DeDonato	R-Fr.
32	Matthew Dinae	Fr.
35	Arthur Steinkamp	Jr.

CATCHERS (3)

18	Jake Holland	Jr.
24	Kyle Smith	Jr.
29	Caleb Herd	Fr.

INFIELDERS (9)

3	Devon Dixon	Jr.
5	Adrien Martin	Fr.
8	Konner Kinkade	Jr.
12	Chase Weissenborn	Jr.
14	Akili Carris	Fr.
25	Justin Olson	Jr.
30	Reed Spennath	Jr.
33	Dylan Ditzenberger	Sr.
44	Dominic Felix	Fr.

OUTFIELDERS (5)

4	Deylan Pigford	Sr.
7	Jeffrey David	Jr.
11	Sean Stephens	Jr.
15	Braydon Ruinion	Sr.
34	Lenny Junior Ashby	Jr.

CLASS BREAKDOWN

Freshman	7
Sophomore	4
Junior	20
Senior	7

HOME STATE

New Mexico	14
Texas	8
Arizona	6
Colorado	2
California	2
Washington	2
Aruba	1
Florida	1
Kentucky	1
North Carolina	1



UNIVERSITY OF NEW MEXICO

2023 BASEBALL



Collegiate Career Individual Hitting

At-Bats	Player	Total	Needs
650	Dylan Ditzzenberger	636	14
550	Lenny Junior Ashby	540	10
550	Braydon Runion	522	28
550	Deylan Pigford	516	34
450	Reed Spenrath	436	14
450	Jeffrey David	414	36
400	Devon Dixon	359	41
350	Sean Stephens	345	5
300	Kyle Smith	269	31
250	Justin Olson	233	17
250	Jake Holland	231	19
150	Konner Kinkade	141	9

Runs	Player	Total	Needs
150	Braydon Runion	142	8
150	Lenny Junior Ashby	132	18
150	Deylan Pigford	125	25
125	Reed Spenrath	122	3
125	Dylan Ditzzenberger	116	9
100	Sean Stephens	99	1
100	Devon Dixon	84	16
100	Jeffrey David	76	24
75	Justin Olson	57	18
75	Kyle Smith	54	21
50	Jake Holland	31	19
50	Konner Kinkade	25	25

Hits	Player	Total	Needs
250	Lenny Junior Ashby	201	49
200	Dylan Ditzzenberger	180	20
200	Braydon Runion	162	38
200	Reed Spenrath	153	47
200	Deylan Pigford	155	45
150	Jeffrey David	127	23
125	Sean Stephens	116	9
125	Devon Dixon	105	20
100	Kyle Smith	77	23
75	Justin Olson	70	5
75	Jake Holland	56	19
50	Konner Kinkade	39	13

RBIs	Player	Total	Needs
175	Lenny Junior Ashby	164	11
150	Reed Spenrath	145	5
150	Braydon Runion	126	24
100	Dylan Ditzzenberger	95	5
100	Jeffrey David	82	18
100	Devon Dixon	82	18
75	Deylan Pigford	74	1
75	Sean Stephens	69	6
75	Justin Olson	58	17
75	Kyle Smith	53	22
50	Jake Holland	47	3
25	Konner Kinkade	13	12

Doubles	Player	Total	Needs
50	Lenny Junior Ashby	49	1
40	Braydon Runion	36	4
40	Deylan Pigford	34	6
40	Reed Spenrath	31	9
40	Dylan Ditzzenberger	31	9
30	Devon Dixon	28	2
25	Jeffrey David	24	1
25	Kyle Smith	19	6
25	Justin Olson	15	10
25	Sean Stephens	15	10
25	Konner Kinkade	13	12
25	Jake Holland	9	16

Triples	Player	Total	Needs
10	Jeffrey David	9	1
10	Deylan Pigford	8	2
10	Sean Stephens	6	4
10	Braydon Runion	6	4
10	Kyle Smith	6	4
10	Lenny Junior Ashby	4	6
10	Reed Spenrath	3	7
10	Dylan Ditzzenberger	3	7
10	Konner Kinkade	2	8
10	Justin Olson	2	8
10	Jake Holland	1	9
1	Devon Dixon	0	1

Home Runs	Player	Total	Needs
40	Lenny Junior Ashby	34	6
40	Braydon Runion	33	7
40	Reed Spenrath	32	8
15	Deylan Pigford	14	1
15	Jake Holland	12	3
15	Justin Olson	12	3
15	Devon Dixon	10	5
10	Kyle Smith	9	1
10	Sean Stephens	9	1
10	Jeffrey David	8	2
10	Dylan Ditzzenberger	5	5
1	Konner Kinkade	0	1

Total Bases	Player	Total	Needs
400	Lenny Junior Ashby	360	40
350	Braydon Runion	316	34
300	Reed Spenrath	286	14
250	Deylan Pigford	247	3
250	Dylan Ditzzenberger	232	18
200	Jeffrey David	193	7
200	Sean Stephens	170	30
200	Devon Dixon	158	42
150	Kyle Smith	135	15
150	Justin Olson	125	25
150	Jake Holland	103	47
75	Konner Kinkade	56	19

Walks	Player	Total	Needs
100	Reed Spenrath	89	11
75	Dylan Ditzzenberger	72	3
75	Lenny Junior Ashby	71	4
75	Braydon Runion	66	9
75	Deylan Pigford	63	12
50	Justin Olson	52	23
50	Devon Dixon	42	8
50	Sean Stephens	39	11
50	Jeffrey David	35	15
25	Kyle Smith	30	20
25	Konner Kinkade	17	8
25	Jake Holland	16	9

Steals	Player	Total	Needs
30	Sean Stephens	28	2
30	Dylan Ditzzenberger	25	5
20	Deylan Pigford	19	1
15	Jeffrey David	13	2
15	Braydon Runion	11	4
15	Devon Dixon	10	5
10	Reed Spenrath	10	5
10	Lenny Junior Ashby	4	6
10	Kyle Smith	5	5
1	Jake Holland	0	1
1	Konner Kinkade	0	1
1	Justin Olson	0	1

New Mexico Career Individual Hitting

At-Bats	Player	Total	Needs
350	Lenny Junior Ashby	308	42
350	Jeffrey David	310	40
350	Chase Weissenborn	306	44
250	Braydon Runion	240	10
150	Sean Stephens	126	24
125	Justin Olson	110	15
100	Kyle Smith	99	1
100	Dylan Ditzzenberger	93	7
100	Reed Spenrath	78	22
100	Deylan Pigford	79	21
100	Devon Dixon	66	34
100	Jake Holland	60	40
25	Konner Kinkade	14	11
25	Dominic Felix	7	18
25	Akili Carris	5	20
25	Caleb Herd	5	20

Runs	Player	Total	Needs
75	Chase Weissenborn	68	7
75	Lenny Junior Ashby	57	18
75	Jeffrey David	58	17
75	Braydon Runion	51	24
50	Sean Stephens	32	18
50	Dylan Ditzzenberger	36	14
50	Deylan Pigford	28	22
50	Reed Spenrath	25	25
25	Devon Dixon	20	5
25	Justin Olson	19	6
25	Kyle Smith	18	7
25	Jake Holland	11	14
25	Konner Kinkade	4	21
25	Akili Carris	2	23
25	Caleb Herd	2	23
25	Dominic Felix	1	24

Hits	Player	Total	Needs
150	Lenny Junior Ashby	105	45
100	Jeffrey David	99	1
100	Chase Weissenborn	83	17
100	Braydon Runion	70	9
50	Dylan Ditzzenberger	44	6
50	Sean Stephens	35	15
50	Justin Olson	28	22
50	Kyle Smith	27	23
50	Deylan Pigford	29	21
25	Jake Holland	23	2
25	Reed Spenrath	21	4
25	Devon Dixon	18	7
25	Konner Kinkade	6	19
25	Caleb Herd	2	23
25	Akili Carris	1	24
25	Dominic Felix	0	1

Home Runs	Player	Total	Needs
50	Lenny Junior Ashby	34	6
40	Braydon Runion	33	7
40	Reed Spenrath	32	8
15	Deylan Pigford	14	1
15	Jake Holland	12	3
15	Justin Olson	12	3
15	Devon Dixon	10	5
10	Kyle Smith	9	1
10	Sean Stephens	9	1
10	Jeffrey David	8	2
10	Dylan Ditzzenberger	5	5
1	Konner Kinkade	0	1

RBIs	Player	Total	Needs
100	Lenny Junior Ashby	86	14
75	Jeffrey David	65	10
75	Braydon Runion	62	13
50	Chase Weissenborn	39	11
50	Kyle Smith	25	25
25	Reed Spenrath	24	1
25	Justin Olson	22	3
25	Dylan Ditzzenberger	23	2
25	Jake Holland	21	4
25	Devon Dixon	19	6
25	Sean Stephens	16	9
25	Deylan Pigford	8	17
25	Konner Kinkade	2	23
25	Dominic Felix	1	24
25	Caleb Herd	1	24
25	Akili Carris	0	1

Doubles	Player	Total	Needs
25	Lenny Junior Ashby	25	25
19	Jeffrey David	19	6
17	Chase Weissenborn	17	8
14	Braydon Runion	14	11
8	Justin Olson	8	17
6	Deylan Pigford	6	19
5	Reed Spenrath	5	20
7	Dylan Ditzzenberger	7	18
4	Kyle Smith	4	21
4	Devon Dixon	4	21
3	Konner Kinkade	3	22
2	Jake Holland	2	23
1	Caleb Herd	1	24
0	Akili Carris	0	1
0	Dominic Felix	0	1

Triples	Player	Total	Needs
8	Jeffrey David	8	2
4	Kyle Smith	4	6
3	Chase Weissenborn	3	7
3	Deylan Pigford	3	7
3	Braydon Runion	3	7
1	Lenny Junior Ashby	1	9
1	Dylan Ditzzenberger	1	9
1	Sean Stephens	1	9
0	Akili Carris	0	1
0	Devon Dixon	0	1
0	Dominic Felix	0	1
0	Caleb Herd	0	1
0	Jake Holland	0	1
0	Justin Olson	0	1
0	Reed Spenrath	0	1

Home Runs	Player	Total	Needs
19	Lenny Junior Ashby	19	6
17	Braydon Runion	17	8
8	Reed Spenrath	8	2
6	Jeffrey David	6	4
5	Jake Holland	5	5
5	Justin Olson	5	5
5	Kyle Smith	5	5
4	Devon Dixon	4	6
3	Sean Stephens	3	7
2	Deylan Pigford	2	8
1	Dylan Ditzzenberger	1	9
0	Akili Carris	0	1
0	Dominic Felix	0	1
0	Caleb Herd	0	1
0	Chase Weissenborn	0	1

Total Bases	Player	Total	Needs
189	Lenny Junior Ashby	189	11
152	Jeffrey David	152	48
148	Braydon Runion	148	2
106	Chase Weissenborn	106	44
51	Justin Olson	51	24
54	Kyle Smith	54	21
50	Sean Stephens	50	25
56	Dylan Ditzzenberger	56	44
50	Reed Spenrath	50	50
43	Devon Dixon	43	7
40	Jake Holland	40	10
47	Deylan Pigford	47	3
9	Konner Kinkade	9	16
3	Caleb Herd	3	22
1	Akili Carris	1	24
0	Dominic Felix	0	1

Walks	Player	Total	Needs
35	Chase Weissenborn	35	15
31	Lenny Junior Ashby	31	19
25	Jeffrey David	25	25
21	Justin Olson	21	4
20	Reed Spenrath	20	5
17	Braydon Runion	17	8
14	Deylan Pigford	14	11
14	Sean Stephens	14	11
14	Kyle Smith	14	11
11	Dylan Ditzzenberger	11	14
9	Devon Dixon	9	1

4	Jake Holland	4	6
2	Caleb Herd	2	8
1	Dominic Felix	1	9
0	Akili Carris	0	1

Steals	Player	Total	Needs
8	Deylan Pigford	8	2
7	Jeffrey David	7	3
6	Sean Stephens	6	4
5	Chase Weissenborn	5	5
4	Dylan Ditzzenberger	4	6
3	Lenny Junior Ashby	3	7
2	Reed Spenrath	2	8
1	Braydon Runion	1	9
1	Kyle Smith	1	9
0	Akili Carris	0	1
0	Devon Dixon	0	1
0	Dominic Felix	0	1
0	Caleb Herd	0	1
0	Jake Holland	0	1
0	Justin Olson	0	1

Collegiate Career Individual Pitching

Appearances	Player	Total	Needs
66	Riley Egloff	66	9
39	Brett Russell	39	1
37	Wil Bannister	37	3
36	Isaac Gallegos	36	4
34	Jaren Jackson	34	1
30	Trent Dewyer	30	5
32	Brian McBroom	32	3
25	Adolfo Iturralde	25	5
20	Jacob Strmiska	20	5
10	Junior Flores	10	5

Starts	Player	Total	Needs
33	Jaren Jackson	33	2
31	Brett Russell	31	4
28	Trent Dewyer	28	2
26	Riley Egloff	26	4
18	Isaac Gallegos	18	2
12	Wil Bannister	12	3
11	Adolfo Iturralde	11	4
0	Junior Flores	0	1
0	Brian McBroom	0	1
0	Jacob Strmiska	0	1

Wins	Player	Total	Needs
19	Isaac Gallegos	19	1
17	Riley Egloff	17	3
16	Jaren Jackson	16	4
10	Trent Dewyer	10	5
9	Brett Russell	9	1
7	Wil Bannister	7	3
5	Adolfo Iturralde	5	5
2	Brian McBroom	2	8
2	Jacob Strmiska	2	8
0	Junior Flores	0	1

Saves	Player	Total	Needs
10	Wil Bannister	6	4
10	Brian McBroom	5	5
5	Riley Egloff	4	1
0	Junior Flores	0	1
0	Isaac Gallegos	0	1
0	Adolfo Iturralde	0	1
0	Jaren Jackson	0	1
0	Brett Russell	0	1
0	Jacob Strmiska	0	1



UNIVERSITY OF NEW MEXICO

2023 BASEBALL



New Mexico Career Individual Pitching

Appearances	Player	Total	Needs
40	Terrell Hudson	38	2
40	Riley Egloff	36	4
40	Tristin Lively	36	4
30	Brian McBroom	28	2
25	Arthur Steinkamp	20	5
25	Justin Still	19	6
25	Brett Russell	18	7
20	Ben-Baker Livingston	17	3
20	Jacob Strmiska	11	9
10	Wil Bannister	8	2
10	Adolfo Iturralde	5	5
10	Isaac Gallegos	5	5
5	Jaren Jackson	4	1
5	Junior Flores	1	4
1	Jack DeDonato	0	1
1	Matthew Dinae	0	1

Starts	Player	Total	Needs
30	Tristin Lively	29	1
20	Riley Egloff	17	3
15	Brett Russell	14	1
10	Isaac Gallegos	5	5
10	Justin Still	5	5
5	Jaren Jackson	3	2
5	Ben-Baker Livingston	3	2
5	Terrell Hudson	2	3
5	Wil Bannister	1	4
1	Jack DeDonato	0	1
1	Matthew Dinae	0	1
1	Junior Flores	0	1
1	Adolfo Iturralde	0	1
1	Brian McBroom	0	1
1	Arthur Steinkamp	0	1
1	Jacob Strmiska	0	1

Wins	Player	Total	Needs
15	Riley Egloff	11	4
15	Tristin Lively	10	5
5	Isaac Gallegos	4	1
5	Terrell Hudson	4	1
5	Ben-Baker Livingston	2	3
5	Brian McBroom	2	3
5	Jaren Jackson	1	4
5	Brett Russell	1	4
5	Arthur Steinkamp	1	4
5	Justin Still	1	4
5	Jacob Strmiska	1	4
1	Wil Bannister	0	1
1	Jack DeDonato	0	1
1	Matthew Dinae	0	1
1	Junior Flores	0	1
1	Adolfo Iturralde	0	1

Saves	Player	Total	Needs
10	Brian McBroom	5	5
5	Terrell Hudson	3	2
5	Wil Bannister	1	4
1	Riley Egloff	0	1
1	Jack DeDonato	0	1
1	Matthew Dinae	0	1
1	Junior Flores	0	1
1	Isaac Gallegos	0	1
1	Terrell Hudson	0	1
1	Adolfo Iturralde	0	1
1	Jaren Jackson	0	1
1	Tristin Lively	0	1
1	Brett Russell	0	1
1	Arthur Steinkamp	0	1
1	Justin Still	0	1
1	Jacob Strmiska	0	1

Innings	Player	Total	Needs
150	Tristin Lively	135.0	15.0
150	Riley Egloff	132.0	18.0
75	Terrell Hudson	68.1	6.2
75	Brett Russell	62.0	13.0
75	Brian McBroom	58.2	16.1
40	Justin Still	36.2	3.1
40	Ben-Baker Livingston	34.1	5.2
30	Isaac Gallegos	29.0	1.0
20	Arthur Steinkamp	21.0	4.0
20	Jaren Jackson	15.0	5.0
20	Jacob Strmiska	13.1	6.2
20	Wil Bannister	10.2	9.1
10	Adolfo Iturralde	3.1	6.2
10	Junior Flores	0.1	9.2
1	Jack DeDonato	0.0	1.0
1	Matthew Dinae	0.0	1.0

Strikeouts	Player	Total	Needs
150	Tristin Lively	127	23
125	Riley Egloff	116	9
75	Terrell Hudson	51	24
50	Brett Russell	49	1
50	Brian McBroom	42	8
50	Justin Still	40	10
50	Isaac Gallegos	26	24
25	Ben-Baker Livingston	24	1
25	Arthur Steinkamp	15	5
20	Jaren Jackson	11	9
10	Jacob Strmiska	8	2
10	Adolfo Iturralde	4	6
10	Wil Bannister	5	5
1	Trent Dewyer	0	1
1	Jack DeDonato	0	1
1	Matthew Dinae	0	1
1	Junior Flores	0	1

Collegiate Career Individual Fielding

Putouts	Player	Total	Needs
600	Reed Spenrath	581	19
600	Dylan Ditzzenberger	556	44
600	Jake Holland	455	45
400	Kyle Smith	388	12
375	Justin Olson	360	15
350	Devon Dixon	334	16
300	Deylan Pigford	257	43
250	Jeffrey David	235	15
200	Lenny Junior Ashby	189	11
200	Sean Stephens	178	22
175	Braydon Runion	165	10
125	Konner Kinkade	121	4
25	Adolfo Iturralde	13	12
25	Riley Egloff	13	12
25	Jaren Jackson	11	14
25	Trent Dewyer	10	15
25	Brett Russell	8	17
25	Wil Bannister	7	23
10	Isaac Gallegos	8	2
10	Brian McBroom	6	4
1	Junior Flores	0	1

Assists	Player	Total	Needs
225	Devon Dixon	219	6
200	Dylan Ditzzenberger	173	22
50	Jeffrey David	47	3
50	Konner Kinkade	46	4
50	Sean Stephens	45	5
50	Reed Spenrath	30	20
25	Braydon Runion	23	2
25	Riley Egloff	22	3
25	Kyle Smith	23	2
25	Trent Dewyer	20	5
25	Justin Olson	20	5
25	Jake Holland	18	7
25	Isaac Gallegos	15	10
25	Wil Bannister	13	12
25	Deylan Pigford	13	12
25	Jaren Jackson	11	14
25	Brett Russell	11	14
25	Adolfo Iturralde	8	17
25	Brian McBroom	6	19
1	Junior Flores	0	1

New Mexico Career Individual Fielding

Putouts	Player	Total	Needs
200	Justin Olson	189	11
200	Reed Spenrath	197	3
200	Jeffrey David	170	30
150	Chase Weissenborn	125	25
100	Lenny Junior Ashby	95	5
100	Kyle Smith	99	1
100	Jake Holland	82	18
75	Braydon Runion	69	6
75	Sean Stephens	69	6
50	Deylan Pigford	47	3
50	Devon Dixon	30	20
25	Dylan Ditzzenberger	12	13
25	Riley Egloff	10	15
25	Konner Kinkade	11	14
25	Caleb Herd	8	17
25	Tristin Lively	7	18
25	Brian McBroom	5	20
25	Terrell Hudson	4	21
25	Brett Russell	4	21
25	Akili Carris	2	23
25	Arthur Steinkamp	2	23
25	Isaac Gallegos	2	23
25	Justin Still	1	24
1	Wil Bannister	0	1
1	Jack DeDonato	0	1
1	Trent Dewyer	0	1
1	Matthew Dinae	0	1

1	Dominic Felix	0	1
1	Junior Flores	0	1
1	Adolfo Iturralde	0	1
1	Jaren Jackson	0	1

Assists	Player	Total	Needs
300	Chase Weissenborn	257	43
100	Devon Dixon	56	44
50	Dylan Ditzzenberger	41	9
25	Jeffrey David	20	5
25	Braydon Runion	14	11
25	Justin Olson	13	12
25	Terrell Hudson	13	12
25	Kyle Smith	12	13
25	Riley Egloff	10	15
25	Konner Kinkade	9	16
25	Brett Russell	9	16
25	Reed Spenrath	9	16
25	Justin Still	7	18
25	Jake Holland	6	19
25	Arthur Steinkamp	6	19
25	Tristin Lively	4	21
25	Brian McBroom	5	20
25	Akili Carris	3	22
25	Isaac Gallegos	3	22
25	Wil Bannister	2	23
25	Dominic Felix	2	23
25	Sean Stephens	2	23
25	Adolfo Iturralde	1	24
25	Jaren Jackson	1	24
25	Deylan Pigford	1	24
1	Jack DeDonato	0	1
1	Trent Dewyer	0	1
1	Matthew Dinae	0	1
1	Junior Flores	0	1
1	Caleb Herd	0	1

MILESTONE TRACKER



UNIVERSITY OF NEW MEXICO

2023 BASEBALL



BATTING STREAKS

Consecutive Games W/Hit

Active			2023 Long
Gms.	Player	Start	Gms.
18	Dylan Ditzenberger	2/24/23	18
3	Braydon Runion	3/21/23	13
3	Deylan Pigford	3/21/23	9
2	Lenny Junior Ashby	3/24/23	9
2	Jeffrey David	3/24/23	9
2	Devon Dixon	3/24/23	3
2	Sean Stephens	3/4/23	2
1	Jake Holland	3/24/23	11
1	Reed Spenrath	3/25/23	4
1	Konner Kinkade	3/25/23	1
0	Kyle Smith	--	6
0	Chase Weissenborn	--	6
0	Justin Olson	--	4
0	Caleb Herd	--	2
0	Akili Carris	--	1
0	Dominic Felix	--	0
0	Adrien Martin	--	0

PITCHING STREAKS

Consecutive Shutout Innings

Active			2023 Long
IP	Player	Start	IP
9.2	Tristin Lively	3/18/23	9.2
7.2	Justin Still	5/21/22	6.2
6.2	Brian McBroom	3/17/23	6.2
6.0	Isaac Gallegos	3/19/23	10.1
3.2	Jacob Strmiska	5/8/22	0.0
3.0	Ben Baker-Livingston	3/21/23	3.2
2.2	Riley Egloff	3/17/23	9.0
2.1	Adolfo Iturralde	2/19/23	2.1
2.1	Trent Dewyer	5/16/22*	1.2
2.0	Sebastian Kirchner	4/9/22*	0.0
1.2	Arthur Steinkamp	3/25/23	3.2
1.0	Brett Russell	3/14/23	1.0
0.0	Terrell Hudson	--	4.0
0.0	Jaren Jackson	--	4.0
0.0	Wil Bannister	--	2.0
0.0	Jordan Martinez	--	1.2
0.0	Jack DeDonato	--	0.0
0.0	Matthew Dinae	--	0.0
0.0	Junior Flores	--	0.0
0.0	Alec Stanfield	--	0.0
0.0	Kam Walton	--	0.0

*Indicates streak began during career at prior team.

Consecutive Games Reached Base

Active			2023 Long
Gms.	Player	Start	Gms.
36	Dylan Ditzenberger	4/20/22*	22
9	Kyle Smith	2/24/23	9
6	Deylan Pigford	3/17/23	15
4	Braydon Runion	3/19/23	15
3	Reed Spenrath	3/21/23	14
2	Lenny Junior Ashby	3/24/23	14
2	Jeffrey David	3/24/23	9
2	Devon Dixon	3/24/23	8
2	Chase Weissenborn	3/24/23	6
2	Sean Stephens	3/4/23	2
1	Jake Holland	3/24/23	14
1	Konner Kinkade	3/25/23	3
0	Justin Olson	--	4
0	Caleb Herd	--	2
0	Akili Carris	--	1
0	Dominic Felix	--	1
0	Adrien Martin	--	0

*Indicates streak began during career at prior team.

Consecutive Innings, No ER Allowed

Active			2023 Long
IP	Player	Start	IP
9.2	Tristin Lively	3/18/23	9.2
8.0	Isaac Gallegos	3/19/23	10.1
7.2	Justin Still	5/21/22	6.2
6.2	Brian McBroom	3/17/23	6.2
3.2	Riley Egloff	3/17/23	9.0
3.2	Jacob Strmiska	5/8/22	0.0
3.1	Adolfo Iturralde	5/10/22	2.1
3.0	Ben Baker-Livingston	3/21/23	3.2
2.1	Trent Dewyer	5/16/22*	1.2
2.0	Sebastian Kirchner	4/9/22*	0.0
1.2	Arthur Steinkamp	3/25/23	3.2
1.0	Brett Russell	3/14/23	1.0
0.0	Terrell Hudson	--	4.0
0.0	Jaren Jackson	--	4.0
0.0	Wil Bannister	--	2.0
0.0	Jordan Martinez	--	1.2
0.0	Jack DeDonato	--	0.0
0.0	Matthew Dinae	--	0.0
0.0	Junior Flores	--	0.0
0.0	Alec Stanfield	--	0.0
0.0	Kam Walton	--	0.0

*Indicates streak began during career at prior team.



UNIVERSITY OF NEW MEXICO

2023 BASEBALL



JORDAN MARTINEZ

#1

Pos: PITCHER Cl: FRESHMAN Ht: 5-11 Wt: 185 B/T: R/R Exp: HS
HOMETOWN: ALBUQUERQUE, N.M. - HIGH SCHOOL: SANDIA ('22)

CAREER STATISTICS

MARTINEZ, Jordan																							
Year	avg	gp-gs	ab	r	h	2b	3b	hr	rbi	tb	slg%	bb	hbp	so	gdp	ob%	sf	sh	sb-att	po	a	e	fld%
2023	.000	2-0	0	0	0	0	0	0	0	0	.000	0	0	0	0	.000	0	0	0-0	0	1	0	1.000
TOTAL	.000	2-0	0	0	0	0	0	0	0	0	.000	0	0	0	0	.000	0	0	0-0	0	1	0	1.000
Year	era	w-l	app	gs	cq	sho	sv	ip	h	r	er	bb	so	2b	3b	hr	bf	bavg	wp	hbp	bk	sfa	sha
2023	21.00	0-0	2	0	0	0/0	0	3.0	6	7	7	2	0	1	0	1	16	.429	0	0	0	0	0
TOTAL	21.00	0-0	2	0	0	0/0	0	3.0	6	7	7	2	0	1	0	1	16	.429	0	0	0	0	0

2023 GAME-BY-GAME STATISTICS

2023 New Mexico Baseball
Individual Game-by-Game for New Mexico (as of Mar 05, 2023)

#1 MARTINEZ, Jordan - 1 game (All games)

Date	Opponent	Pos	AB	R	H	RBI	2B	3B	HR	BB	SB	CS	HBP	SAC	SF	GDP	K	PO	A	E	Avg
3/4/2023	ST. BONAVENTURE-1	P	0	0	0	0	0	0	0	0	0	0	0	0	0	0	0	0	1	0	.000
Totals		ogs	0	0	0	0	0	0	0	0	0	0	0	0	0	0	0	0	1	0	.000

On base pct. .000 • Slugging pct. .000

#1 MARTINEZ, Jordan - 2 appearances (All games)

Date	Opponent	GS	IP	H	R	ER	BB	SO	2B	3B	HR	WP	BK	HBP	IBB	Score	W-L	Sv	ERA	NP
2/19/2023 vs Oregon State			0.0	1	3	3	2	0	0	0	0	0	0	0	0	6-14	0-0	0	999.00	16
3/4/2023 ST. BONAVENTURE-1			3.0	5	4	4	0	0	1	0	1	0	0	0	0	8-17	0-0	0	21.00	39
Totals		0	3.0	6	7	7	2	0	1	0	1	0	0	0	0	14-31	0-0	0	21.00	-

CAREER FIRSTS

NEW MEXICO

STAT	DATE	OPPONENT
GAME START	2/19/23	Oregon State
WIN	--	--
LOSS	--	--
SAVE	--	--
STRIKEOUT	--	--
CG	--	--
SHUTOUT	--	--

CAREER SINGLE-GAME BESTS

STAT	AMT.	DATE
IP	3.0	3/4/23
SO	0	--
ERA	12.00	3/4/23
PITCHES	39	3/4/23
PO	0	--
A	1	3/4/23

*Date of last occurrence if (multiple)

*Minimum 2.0 IP to qualify for ERA

2023 SEASON SINGLE-GAME BESTS

STAT	AMT.	DATE	OPPONENT
IP	3.0	3/4/23	St. Bonaventure
SO	0	--	--
ERA	12.00	3/4/23	St. Bonaventure
PITCHES	39	3/4/23	St. Bonaventure
PO	0	--	--
A	1	3/4/23	St. Bonaventure

*Date of last occurrence if multiple

2023 SEASON HIGHLIGHTS

-Threw a season-high 3.0 innings on March 4 against St. Bonaventure.
-Made collegiate debut on Feb. 19 against Oregon State.



UNIVERSITY OF NEW MEXICO

2023 BASEBALL



TRISTIN LIVELY

#2

Pos: PITCHER CL: SENIOR HT: 6-0 WT: 195 B/T: R/R Exp: 4v
2022 - NEW MEXICO - JUNIOR
2021 - NEW MEXICO - SOPHOMORE
2020 - NEW MEXICO - SOPHOMORE (COVID)
2019 - NEW MEXICO - FRESHMAN
HOMETOWN: LAS CRUCES, N.M. - HIGH SCHOOL: LAS CRUCES ('18)

CAREER STATISTICS

LIVELY, Tristin

Year	avg	op-gs	ab	r	h	2b	3b	hr	rbi	tb	slg%	bb	hbp	so	gdp	ob%	sf	sh	sb	alt	po	a	e	fld%
2019	.000	0-0	0	0	0	0	0	0	0	0	.000	0	0	0	0	.000	0	0	0-0		2	0	0	1.000
2020	.000	0-0	0	0	0	0	0	0	0	0	.000	0	0	0	0	.000	0	0	0-0		0	1	0	1.000
2021	.000	0-0	0	0	0	0	0	0	0	0	.000	0	0	0	0	.000	0	0	0-0		3	1	0	1.000
2022	.000	7-7	0	0	0	0	0	0	0	0	.000	0	0	0	0	.000	0	0	0-0		1	2	0	1.000
2023	.000	6-6	0	0	0	0	0	0	0	0	.000	0	0	0	0	.000	0	0	0-0		1	0	1	.500
TOTAL	.000	13-13	0	0	0	0	0	0	0	0	.000	0	0	0	0	.000	0	0	0-0		7	4	1	.917

Year	era	w-l	app	gs	cq	sho	sv	ip	h	r	er	bb	so	2b	3b	hr	bf	bavg	wp	hbp	bk	sfa	sha
2019	7.32	1-1	11	4	0	0/0	0	19.2	19	18	16	24	17	3	0	1	104	.253	2	4	0	0	1
2020	2.95	2-0	5	5	0	0/1	0	21.1	19	9	7	11	23	2	1	1	96	.232	2	0	0	3	0
2021	4.59	2-2	7	7	0	0/0	0	33.1	22	20	17	18	36	4	0	2	142	.186	4	5	0	0	1
2022	9.79	1-3	7	7	0	0/0	0	26.2	37	30	29	23	21	7	1	4	136	.343	6	4	0	1	0
2023	2.38	4-1	6	6	0	0/1	0	34.0	32	11	9	7	31	6	1	2	143	.244	1	4	0	1	0
TOTAL	5.20	10-7	36	29	0	0/2	0	135.0	129	88	78	83	128	22	3	10	621	.251	15	17	0	5	2

2023 GAME-BY-GAME STATISTICS

#2 LIVELY, Tristin - 2 games (All games)

Date	Opponent	Pos	AB	R	H	RBI	2B	3B	HR	BB	SB	CS	HBP	SAC	SF	GDP	K	PO	A	E	Avg
2/25/2023	NORTHERN COLORA	*p	0	0	0	0	0	0	0	0	0	0	0	0	0	0	0	0	0	1	.000
3/11/2023	AIR FORCE	*p	0	0	0	0	0	0	0	0	0	0	0	0	0	0	0	1	0	1	.000
Totals		2gs	0	0	0	0	0	0	0	0	0	0	0	0	0	0	0	1	0	1	.000

On base pct. .000 • Slugging pct. .000

#2 LIVELY, Tristin - 6 appearances (All games)

Date	Opponent	GS	IP	H	R	ER	BB	SO	2B	3B	HR	WP	BK	HBP	IBB	Score	W-L	Sv	ERA	NP
2/18/2023	vs UC Santa Barbara	*	6.0	4	0	0	1	7	1	0	0	0	0	0	0	3-1	1-0	0	0.00	74
2/25/2023	NORTHERN COLORA	*	6.0	8	2	2	0	6	2	0	0	1	0	0	0	11-3	2-0	0	1.50	91
3/4/2023	ST. BONAVENTURE-1	*	2.0	5	5	5	1	0	2	0	1	0	0	2	0	8-17	2-1	0	4.50	44
3/11/2023	AIR FORCE	*	8.1	3	0	0	1	6	1	0	0	0	0	0	0	15-0	3-1	0	2.82	115
3/18/2023	at Fresno State	*	4.2	10	4	2	2	4	0	1	1	0	0	0	0	8-9	3-1	0	3.00	85
3/25/2023	at Nevada	*	7.0	2	0	0	2	8	0	0	0	0	2	0	0	12-1	4-1	0	2.38	110
Totals		6	34.0	32	11	9	7	31	6	1	2	1	0	4	0	57-31	4-1	0	2.38	-

CAREER FIRSTS

NEW MEXICO

STAT	DATE	OPPONENT
GAME	2/16/19	Minnesota
START	2/24/19	Niagara
WIN	2/24/19	Niagara
LOSS	3/19/19	Oklahoma
SAVE	--	--
STRIKEOUT	2/16/19	Minnesota
CG	--	--
SHUTOUT	--	--

CAREER SINGLE-GAME BESTS

STAT	AMT.	DATE
IP	8.1	3/11/23
SO	11	3/7/21
ERA	0.00 (8)	3/25/23
PITCHES	115	3/11/23
PO	1 (2)	3/11/23
A	1	3/27/22

*Date of last occurrence if (multiple)

*Minimum 2.0 IP to qualify for ERA

2023 SEASON SINGLE-GAME BESTS

STAT	AMT.	DATE	OPPONENT
IP	8.1	3/11/23	Air Force
SO	8	3/25/23	Nevada
ERA	0.00 (3)	3/25/23	Nevada
PITCHES	115	3/11/23	Air Force
PO	1	3/11/23	Air Force
A	0	--	--

*Date of last occurrence if multiple

2023 SEASON HIGHLIGHTS

-Earned fourth win with a season-high eight strikeouts in 7 shutout innings at Nevada on March 25.

-Threw a career-high 8 1/3 shutout innings w/career-high 115 pitches to beat Air Force on March 11.

-Earned second win of the season on Feb. 25 with six strikeouts and no walks in 6.0 innings against Northern Colorado.

-Earned first win of the season on Feb. 18, going 6.0 shutout innings against UCSB.

-Had seven strikeouts on Feb. 18 against UCSB.



UNIVERSITY OF NEW MEXICO

2023 BASEBALL



DEVON DIXON

#3

Pos: INFILDER CL: JUNIOR HT: 6-1 WT: 165 B/T: R/R Exp: JC
2022 - CENTRAL ARIZONA COLLEGE - SOPHOMORE
2021 - CENTRAL ARIZONA COLLEGE - FRESHMAN
HOMETOWN: PHOENIX, ARIZ. - HIGH SCHOOL: MOUNTAIN POINTE ('20)

PRONUNCIATION
DEVV-in

CAREER STATISTICS

DIXON, Devon

Year	avg	op-gs	ab	r	h	2b	3b	hr	rbi	tb	slg%	bb	hbp	so	gdp	ob%	sf	sh	sb-at	po	a	e	fld%
2021*	.333	55-55	168	43	56	10	0	5	42	81	.482	21	7	43	4	.420	4	4	6-11	75	119	18	.915
2022*	.248	48-48	125	21	31	13	0	1	21	47	.376	12	1	35	4	.310	4	1	4-5	229	44	4	.986
2023	.273	21-18	66	20	18	5	0	4	19	35	.530	9	0	13	1	.360	0	0	0-0	30	56	2	.977
TOTAL	.273	21-18	66	20	18	5	0	4	19	35	.530	9	0	13	1	.360	0	0	0-0	30	56	2	.977
All*	.292	124-121	359	84	105	28	0	10	82	163	.454	42	8	91	9	.372	8	5	10-16	334	219	24	.958

* Statistics from prior team/school

2023 GAME-BY-GAME STATISTICS

#3 DIXON, Devon - 21 games (All games)

Date	Opponent	Pos	AB	R	H	RBI	2B	3B	HR	BB	SB	CS	HBP	SAC	SF	GDP	K	PO	A	E	Avg
2/17/2023	vs Oregon State	*2b	4	0	0	0	0	0	0	1	0	0	0	0	0	0	4	2	2	0	.000
2/18/2023	vs UC Santa Barbara	2b	0	0	0	0	0	0	0	0	0	0	0	0	0	0	0	2	1	0	.000
2/19/2023	vs Oregon State	ss	0	0	0	0	0	0	0	0	0	0	0	0	0	0	0	0	0	0	.000
2/20/2023	vs Minnesota	*2b	3	0	1	0	0	0	0	0	0	0	0	0	0	0	0	2	3	0	.143
2/24/2023	NORTHERN COLORADO	*2b/3b	5	4	3	3	2	0	1	2	0	0	0	0	0	0	1	0	1	2	.333
2/25/2023	NORTHERN COLORADO	*2b/ss	4	3	2	1	0	0	0	1	0	0	0	0	0	0	0	0	3	0	.375
3/3/2023	ST. BONAVENTURE	*2b/ss	4	1	2	2	0	0	0	0	0	0	0	0	0	0	0	3	3	0	.400
3/4/2023	ST. BONAVENTURE-1	ss/2b	0	0	0	0	0	0	0	0	0	0	0	0	0	0	0	0	0	0	.400
3/4/2023	ST. BONAVENTURE-2	*2b/ss	2	3	0	1	0	0	0	3	0	0	0	0	0	0	0	2	3	1	.364
3/5/2023	ST. BONAVENTURE	*2b/ss	4	1	2	3	1	0	1	0	0	0	0	0	0	0	1	1	4	0	.385
3/7/2023	at Texas Tech	*2b/3b	3	0	0	0	0	0	0	1	0	0	0	0	0	0	0	4	3	0	.345
3/10/2023	AIR FORCE	*2b	2	0	0	0	0	0	0	0	0	0	0	0	0	0	2	2	2	0	.323
3/11/2023	AIR FORCE	*2b	5	1	1	0	0	0	0	0	0	0	0	0	0	0	1	1	6	0	.306
3/12/2023	AIR FORCE	*2b	4	1	1	1	1	0	0	0	0	0	0	0	0	0	0	0	2	0	.300
3/14/2023	at Grand Canyon	*2b	3	0	0	0	0	0	0	0	0	0	0	0	0	0	2	2	1	0	.279
3/17/2023	at Fresno State	*2b	3	0	0	0	0	0	0	0	0	0	0	0	0	0	1	0	2	0	.261
3/18/2023	at Fresno State	*2b	4	2	1	4	0	0	1	0	0	0	0	0	0	0	2	2	1	0	.260
3/19/2023	at Fresno State	*2b	4	3	1	1	0	0	1	0	0	0	0	0	0	0	0	0	5	0	.259
Mar 21	NEW MEXICO STATE	*2b	3	0	0	0	0	0	0	0	0	0	0	0	0	0	0	1	6	1	.246
3/24/2023	at Nevada	*2b	4	0	1	1	1	0	0	0	0	0	0	0	0	0	0	4	3	0	.246
3/25/2023	at Nevada	*2b/ss	5	1	3	2	0	0	0	0	0	0	0	0	0	0	0	1	4	0	.273
Totals		18gs	66	20	18	19	5	0	4	9	0	0	0	0	0	1	13	30	56	2	.273

CAREER FIRSTS

NEW MEXICO			OVERALL		
STAT	DATE	OPPONENT	STAT	DATE	OPPONENT
GAME START	2/17/23	Oregon State	GAME START	2/3/21	Colo. Northern CC
AT-BAT	2/17/23	Oregon State	AT-BAT	2/3/21	Colo. Northern CC
RUN	2/24/23	Northern Colorado	RUN	2/3/21	Colo. Northern CC
HIT	2/20/23	Minnesota	HIT	2/3/21	Colo. Northern CC
DOUBLE	2/24/23	Northern Colorado	DOUBLE	2/13/21	Salt Lake CC
TRIPLE	--	--	TRIPLE	--	--
HOME RUN	2/24/23	Northern Colorado	HOME RUN	2/3/21	Colo. Northern CC
RBI	2/24/23	Northern Colorado	RBI	2/3/21	Colo. Northern CC
STOLEN BASE	--	--	STOLEN BASE	2/12/21	Salt Lake CC
WALK OFF	--	--	WALK OFF	--	--

CAREER SINGLE-GAME BESTS

STAT	NEW MEXICO		OVERALL	
	AMT.	DATE	AMT.	DATE
AB	5 (3)	3/25/23	6	6/2/21
R	4	2/24/23	4	2/24/23
H	3 (2)	3/25/23	4 (2)	3/17/22
RBI	4	3/18/23	4 (4)	3/18/23
2B	2	2/24/23	2 (2)	2/24/23
3B	0	--	0	--
HR	1 (3)	3/18/23	1 (9)	3/18/23
BB	3	3/4/23	3	3/4/23
SB	0	--	1 (10)	3/28/22
PO	4	3/7/23	16	4/12/22
A	6 (2)	3/21/23	6 (3)	3/21/23

*Date of last occurrence if (multiple)

2023 SEASON SINGLE-GAME BESTS

STAT	AMT.	DATE	OPPONENT
AB	5 (3)	3/25/23	Nevada
R	4	2/24/23	Northern Colo.
H	3 (2)	3/25/23	Nevada
RBI	4	3/18/23	Fresno State
2B	2	2/24/23	Northern Colo.
3B	0	--	--
HR	1 (3)	3/18/23	Fresno State
BB	3	3/4/23	St. Bonaventure
SB	0	--	--
PO	4	3/7/23	Texas Tech
A	6 (2)	3/21/23	New Mexico St.

*Date of last occurrence if (multiple)

2023 SEASON HIGHLIGHTS

-Matched season high with three hits on March 25 at Nevada.
-Hit first grand slam in a Lobo uniform on March 18 at Fresno State - his 100th collegiate hit.
-Matched career high with six assists, playing stellar defense in shutout of Air Force on March 11.
-Drew a career-high three walks on March 4 against St. Bonaventure.
-Scored a career-high four runs on Feb. 24 against Northern Colo., & hit first HR in a Lobo uniform.
-Collected first hit as a Lobo on Feb. 20 against Minnesota.
-Made UNM debut on Feb. 17 against Oregon State.



UNIVERSITY OF NEW MEXICO

2023 BASEBALL



DEYLAN PIGFORD

#4

Pos: OUTFIELDER **CL:** SENIOR **Ht:** 5-11 **Wt:** 170 **B/T:** L/R **Exp:** TR**2022** - CAL STATE FULLERTON - JUNIOR**2021** - CAL STATE FULLERTON - SOPHOMORE**2020** - MIDLAND COLLEGE - SOPHOMORE (COVID)**2019** - MIDLAND COLLEGE - FRESHMAN**HOMETOWN:** FARMINGTON, N.M. - **HIGH SCHOOL:** PIEDRA VISTA ('18)**PRONUNCIATION**
DAY-lin

CAREER STATISTICS

PIGFORD, Deylan

Year	avg	gp-gs	ab	r	h	2b	3b	hr	rbi	tb	slg%	bb	hbp	so	gdp	ob%	sf	sh	sb-at	po	a	e	fld%
2019*	.287	50-50	174	45	50	9	2	4	27	75	.431	28	4	47	0	.392	3	1	5-5	80	2	7	.921
2020*	.361	19-19	72	30	26	6	2	4	17	48	.667	10	2	9	0	.452	0	0	3-3	35	3	2	.950
2021*	.277	45-45	130	19	36	12	1	3	18	59	.454	10	3	33	0	.340	1	5	2-3	62	6	3	.958
2022*	.230	31-31	61	3	14	1	0	1	4	18	.295	1	0	22	1	.242	0	5	1-1	33	1	2	.944
2023	.367	22-22	79	28	29	6	3	2	8	47	.595	14	2	13	0	.474	0	0	8-8	47	1	1	.980
TOTAL	.367	22-22	79	28	29	6	3	2	8	47	.595	14	2	13	0	.474	0	0	8-8	47	1	1	.980
All*	.300	167-167	516	125	155	34	8	14	74	247	.479	63	11	124	1	.386	4	11	19-20	257	13	15	.947

* Statistics from prior team/school

2023 GAME-BY-GAME STATISTICS

#4 PIGFORD, Deylan - 22 games (All games)

Date	Opponent	Pos	AB	R	H	RBI	2B	3B	HR	BB	SB	CS	HBP	SAC	SF	GDP	K	PO	A	E	Avg
2/17/2023	vs Oregon State	*of	4	2	2	0	0	1	0	1	0	0	0	0	0	0	0	1	2	0	.500
2/18/2023	vs UC Santa Barbara	*off	3	0	1	0	0	0	0	0	0	0	0	0	0	0	0	1	0	0	.429
2/19/2023	vs Oregon State	*of	3	1	0	0	0	0	0	0	0	0	0	0	0	0	2	4	0	0	.300
2/20/2023	vs Minnesota	*of	5	1	2	0	1	0	0	0	0	0	0	0	0	0	3	3	0	0	.333
2/24/2023	NORTHERN COLORA	*of	4	2	2	0	0	0	0	0	0	0	0	0	0	0	0	1	0	0	.368
2/25/2023	NORTHERN COLORA	*of	1	2	0	0	0	0	2	1	0	0	0	0	0	0	0	3	0	0	.350
2/25/2023	NORTHERN COLORA	*off	4	1	2	1	0	0	0	1	0	0	0	0	0	0	0	2	0	0	.375
3/3/2023	ST. BONAVENTURE	*of	5	2	3	1	1	0	0	0	0	0	0	0	0	0	0	0	0	0	.414
3/4/2023	ST. BONAVENTURE-1	*of	3	1	1	0	0	0	0	1	0	0	0	0	0	0	0	5	1	0	.406
3/4/2023	ST. BONAVENTURE-2	*off	3	2	1	1	0	0	0	1	0	0	0	0	0	0	0	0	0	0	.400
3/5/2023	ST. BONAVENTURE	*of	3	3	2	2	1	1	0	1	0	0	0	0	0	0	1	2	0	0	.421
3/7/2023	at Texas Tech	*of	3	0	1	1	1	0	0	1	2	0	0	0	0	0	0	2	0	0	.415
3/10/2023	AIR FORCE	*of	4	1	1	1	0	0	1	1	0	0	0	0	0	0	0	5	0	1	.400
3/11/2023	AIR FORCE	*of	4	3	3	0	1	0	0	1	2	0	0	0	0	0	0	1	0	0	.429
3/12/2023	AIR FORCE	*of	3	1	1	0	0	0	0	1	1	0	0	0	0	0	0	2	0	0	.423
3/14/2023	at Grand Canyon	*of	4	0	0	0	0	0	0	0	0	0	0	0	0	0	1	3	0	0	.393
3/17/2023	at Fresno State	*of	3	0	0	0	0	0	0	1	0	0	0	0	0	0	1	2	0	0	.373
3/18/2023	at Fresno State	*of	3	1	1	0	0	0	0	1	0	0	1	0	0	0	1	6	0	0	.371
3/19/2023	at Fresno State	*of	3	1	0	0	0	0	0	0	1	0	0	0	0	0	0	1	0	0	.354
Mar 21	NEW MEXICO STATE	*of	4	0	0	0	0	0	0	0	1	0	0	0	0	0	0	1	0	0	.348
3/24/2023	at Nevada	*of	5	2	3	1	0	0	1	0	0	0	0	0	0	0	1	0	0	0	.365
3/25/2023	at Nevada	*of	5	2	2	0	1	1	0	0	0	0	0	0	0	0	1	2	0	0	.367
Totals			22gs	79	28	29	8	6	3	2	14	8	0	2	0	0	13	47	1	1	.367

CAREER FIRSTS

NEW MEXICO			OVERALL		
STAT	DATE	OPPONENT	STAT	DATE	OPPONENT
GAME	2/17/23	Oregon State	GAME	1/31/20	McLennan CC
START	2/17/23	Oregon State	START	1/31/20	McLennan CC
AT-BAT	2/17/23	Oregon State	AT-BAT	1/31/20	McLennan CC
RUN	2/17/23	Oregon State	RUN	1/31/20	McLennan CC
HIT	2/17/23	Oregon State	HIT	1/31/20	McLennan CC
DOUBLE	2/20/23	Minnesota	DOUBLE	2/28/20	Temple Coll.
TRIPLE	2/17/23	Oregon State	TRIPLE	2/14/20	Colby CC
HOME RUN	3/10/23	Air Force	HOME RUN	2/1/20	McLennan CC
RBI	2/25/23	Northern Colorado	RBI	2/1/20	McLennan CC
STOLEN BASE	2/25/23	Northern Colorado	STOLEN BASE	2/1/20	McLennan CC
WALK OFF	--	--	WALK OFF	--	--

CAREER SINGLE-GAME BESTS

STAT	NEW MEXICO		OVERALL	
	AMT.	DATE	AMT.	DATE
AB	5 (4)	3/25/23	7	5/7/21
R	3 (2)	3/11/23	4 (2)	3/27/21
H	3 (3)	3/25/23	4	3/11/20
RBI	2	3/5/23	6	4/19/19
2B	1 (6)	3/25/23	2 (3)	4/16/21
3B	1 (3)	3/25/23	1 (3)	3/5/23
HR	1 (2)	3/24/23	2	4/19/19
BB	2	2/25/23	3 (2)	5/4/19
SB	2 (2)	3/11/23	2	3/7/23
PO	6	3/18/23	8	3/22/19
A	1	3/4/23	2	2/29/20

*Date of last occurrence if (multiple)

2023 SEASON SINGLE-GAME BESTS

STAT	AMT.	DATE	OPPONENT
AB	5 (4)	3/25/23	Nevada
R	3 (2)	3/11/23	Air Force
H	3 (3)	3/24/23	Nevada
RBI	2	3/5/23	St. Bonaventure
2B	1 (6)	3/25/23	Nevada
3B	1 (3)	3/25/23	Nevada
HR	1	3/10/23	Air Force
BB	2	2/25/23	Northern Colo.
SB	2 (2)	3/11/23	Air Force
PO	6	3/18/23	Fresno State
A	1	3/4/23	St. Bonaventure

*Date of last occurrence if multiple

2023 SEASON HIGHLIGHTS

- Matched season high with three hits at Nevada on March 24.
- Had a season-high six putouts on March 18 at Fresno State.
- Hit first home run as a Lobo on March 10 against Air Force.
- Had first-career multi-steal game on March 7 at Texas Tech.
- Reached base in first 15 games of Lobo career.
- Hit a triple in first-career at-bat as a Lobo on Feb. 17 against Oregon State.



UNIVERSITY OF NEW MEXICO

2023 BASEBALL



ADRIEN MARTIN

#5

Pos: UTILITY CL: FRESHMAN HT: 6-1 WT: 210 B/T: L/R Exp: HS
HOMETOWN: ALBUQUERQUE, N.M. - HIGH SCHOOL: SANDIA ('22)

CAREER STATISTICS

2023 GAME-BY-GAME STATISTICS

CAREER SINGLE-GAME BESTS

STAT	AMT.	DATE
AB	0	--
R	0	--
H	0	--
RBI	0	--
2B	0	--
3B	0	--
HR	0	--
BB	0	--
SB	0	--
PO	0	--
A	0	--

*Date of last occurrence if (multiple)

2023 SEASON SINGLE-GAME BESTS

STAT	AMT.	DATE	OPPONENT
AB	0	--	--
R	0	--	--
H	0	--	--
RBI	0	--	--
2B	0	--	--
3B	0	--	--
HR	0	--	--
BB	0	--	--
SB	0	--	--
PO	0	--	--
A	0	--	--

*Date of last occurrence if (multiple)

2023 SEASON HIGHLIGHTS



UNIVERSITY OF NEW MEXICO

2023 BASEBALL



BRIAN MCBROOM

#6

Pos: PITCHER CL: JUNIOR HT: 6-0 WT: 180 B/T: R/R Exp: 1v

2022 - NEW MEXICO - SOPHOMORE

2021 - HOWARD COLLEGE - FRESHMAN

HOMETOWN: OAKLEY, CALIF. - HIGH SCHOOL: FREEDOM ('20)

CAREER STATISTICS

MCBROOM, Brian

Year	avg	gp-gs	ab	r	h	2b	3b	hr	rbi	tb	slg%	bb	hbp	so	gdp	ob%	sf	sh	sb-atl	po	a	e	fld%
2021*	.000	0-0	0	0	0	0	0	0	0	0	.000	0	0	0	0	.000	0	0	0-0	1	1	0	1.000
2022	.000	17-0	0	0	0	0	0	0	0	0	.000	0	0	0	0	.000	0	0	0-0	5	3	0	1.000
2023	.000	11-0	0	0	0	0	0	0	0	0	.000	0	0	0	0	.000	0	0	0-0	0	2	0	1.000
TOTAL	.000	28-0	0	0	0	0	0	0	0	0	.000	0	0	0	0	.000	0	0	0-0	5	5	0	1.000
All*	.000	28-0	0	0	0	0	0	0	0	0	.000	0	0	0	0	.000	0	0	0-0	6	6	0	1.000

Year	era	w-l	app	gs	cq	sho	sv	ip	h	r	er	bb	so	2b	3b	hr	bf	bavg	wp	hbp	bk	sfa	sha
2021*	12.91	0-0	4	0	0	0/0	0	7.2	13	11	11	5	7	0	0	1	0	.591	0	0	0	0	0
2022	6.23	2-2	17	0	0	0/1	3	39.0	52	34	27	10	28	12	3	5	184	.321	3	9	0	2	1
2023	3.66	0-0	11	0	0	0/0	2	19.2	20	10	8	4	14	5	0	1	85	.267	0	3	2	1	2
TOTAL	5.37	2-2	28	0	0	0/1	5	58.2	72	44	35	14	42	17	3	6	269	.304	3	12	2	3	3
All*	6.24	2-2	32	0	0	0/1	5	66.1	85	55	46	19	49	17	3	7	269	.328	3	12	2	3	3

* Statistics from prior team/school

2023 GAME-BY-GAME STATISTICS

#6 MCBROOM, Brian - 2 games (All games)

Date	Opponent	Pos	AB	R	H	RBI	2B	3B	HR	BB	SB	CS	HBP	SAC	SF	GDP	K	PO	A	E	Avg
2/20/2023	vs Minnesota	P	0	0	0	0	0	0	0	0	0	0	0	0	0	0	0	0	1	0	.000
Mar 21	NEW MEXICO STATE	P	0	0	0	0	0	0	0	0	0	0	0	0	0	0	0	0	1	0	.000
Totals		Ogs	0	0	0	0	0	0	0	0	0	0	0	0	0	0	0	0	2	0	.000

On base pct. .000 • Slugging pct. .000

#6 MCBROOM, Brian - 11 appearances (All games)

Date	Opponent	GS	IP	H	R	ER	BB	SO	2B	3B	HR	WP	BK	HBP	IBB	Score	W-L	Sv	ERA	NP
2/17/2023	vs Oregon State		4.0	2	1	1	0	6	2	0	0	0	0	0	0	7-2	0-0	1	2.25	60
2/20/2023	vs Minnesota		1.0	1	1	1	1	1	0	0	0	0	0	0	0	4-3	0-0	1	3.60	23
2/25/2023	NORTHERN COLORADO		3.0	3	1	1	0	1	1	0	0	0	0	0	0	11-3	0-0	2	3.38	41
3/4/2023	ST. BONAVENTURE-1		2.0	6	6	4	0	2	1	0	0	1	0	1	2	8-17	0-0	2	6.30	46
3/7/2023	at Texas Tech		0.2	1	0	0	0	0	0	0	0	0	0	0	0	3-6	0-0	2	5.91	6
3/10/2023	AIR FORCE		1.1	0	0	0	2	0	0	0	0	0	0	0	0	7-9	0-0	2	5.25	24
3/14/2023	at Grand Canyon		1.0	2	1	1	1	0	0	0	0	0	0	1	0	8-11	0-0	2	5.54	14
3/17/2023	at Fresno State		1.1	1	0	0	0	0	0	0	0	0	0	0	0	3-5	0-0	2	5.02	14
3/18/2023	at Fresno State		1.1	1	0	0	0	2	0	0	0	0	0	0	0	8-9	0-0	2	4.60	20
Mar 21	NEW MEXICO STATE		2.0	1	0	0	0	1	0	0	0	0	0	0	0	0-2	0-0	2	4.08	29
3/24/2023	at Nevada		2.0	2	0	0	0	1	1	0	0	0	0	0	0	9-5	0-0	2	3.66	24
Totals		0	19.2	20	10	8	4	14	5	0	1	0	2	3	1	68-72	0-0	2	3.66	-

CAREER FIRSTS

STAT	DATE	OPPONENT	STAT	DATE	OPPONENT
GAME START	2/18/22	Oregon State	GAME START	1/29/21	Grayson Coll.
WIN	3/13/22	Fresno State	WIN	3/13/22	Fresno State
LOSS	4/15/22	San Diego State	LOSS	4/15/22	San Diego State
SAVE	3/11/22	Fresno State	SAVE	3/11/22	Fresno State
STRIKEOUT	2/18/22	Oregon State	STRIKEOUT	1/29/21	Grayson Coll.
CG	--	--	CG	--	--
SHUTOUT	--	--	SHUTOUT	--	--

CAREER SINGLE-GAME BESTS

STAT	AMT.	DATE	AMT.	DATE
IP	4.0 (2)	2/17/23	4.0 (2)	2/17/23
SO	6	2/17/23	6	2/17/23
ERA	0.00 (6)	3/24/23	0.00 (6)	3/24/23
PITCHES	61	4/2/22	61	4/2/22
PO	2	3/13/22	2	3/13/22
A	1 (3)	3/21/23	1 (4)	3/21/23

*Date of last occurrence if (multiple)

*Minimum 2.0 IP to qualify for ERA

2023 SEASON SINGLE-GAME BESTS

STAT	AMT.	DATE	OPPONENT
IP	4.0	2/17/23	Oregon State
SO	6	2/17/23	Oregon State
ERA	0.00 (5)	3/24/23	Nevada
PITCHES	60	2/17/23	Oregon State
PO	0	--	--
A	1 (2)	3/21/23	New Mexico St.

*Date of last occurrence if multiple

2023 SEASON HIGHLIGHTS

-Had fourth straight scoreless outing on March 24 at Nevada.
 -Had back-to-back scoreless outings against Fresno State on March 17-18.
 -Earned second save of the season on Feb. 25, throwing final three frames against Northern Colorado.
 -Earned first save of the season on Feb. 17, with a career-high six strikeouts in a career-high four innings against No. 23 Oregon State.



UNIVERSITY OF NEW MEXICO

2023 BASEBALL



JEFFREY DAVID

#7

Pos: UTILITY CL: JUNIOR Ht: 6-2 Wt: 205 B/T: R/R Exp: 1v

2022 - NEW MEXICO - SOPHOMORE

2021 - DALLAS BAPTIST UNIVERSITY - FRESHMAN

2020 - DALLAS BAPTIST UNIVERSITY - FRESHMAN (COVID)

HOMETOWN: GEORGETOWN, TEXAS - HIGH SCHOOL: GEORGETOWN ('19)

2022
Mountain West
2nd-Team
All-Conference

CAREER STATISTICS

DAVID, Jeffrey

Year	avg	op-gs	ab	r	h	2b	3b	hr	rbi	tb	slg%	bb	hbp	so	gdp	ob%	sf	sh	sb-att	po	a	e	fld%
2020*	.351	15-15	57	10	20	4	0	2	15	30	.526	1	1	12	0	.367	1	0	2-2	26	27	1	.981
2021*	.170	39-16	47	8	8	1	1	0	2	11	.234	9	2	19	1	.328	0	2	4-4	39	0	2	.951
2022	.316	52-51	209	40	66	14	4	4	37	100	.478	19	4	43	1	.384	0	0	5-7	122	6	4	.970
2023	.327	22-22	101	18	33	5	4	2	28	52	.515	6	2	14	2	.369	2	0	2-3	48	14	3	.954
TOTAL	.319	74-73	310	58	99	19	8	6	65	152	.490	25	6	57	3	.379	2	0	7-10	170	20	7	.964
All*	.307	128-104	414	76	127	24	9	8	82	193	.466	35	9	88	4	.371	3	2	13-16	235	47	10	.966

* Statistics from prior team/school

2023 GAME-BY-GAME STATISTICS

#7 DAVID, Jeffrey - 22 games (All games)

Date	Opponent	Pos	AB	R	H	RBI	2B	3B	HR	BB	SB	CS	HBP	SAC	SF	GDP	K	PO	A	E	Avg
2/17/2023	vs Oregon State	*of	6	0	1	2	0	0	0	0	1	0	0	0	0	0	1	3	0	0	.167
2/18/2023	vs UC Santa Barbara	*2b/of	3	1	0	0	0	0	0	1	0	0	0	0	0	0	1	2	2	0	.111
2/19/2023	vs Oregon State	*2b	3	1	2	3	0	0	1	0	0	0	0	0	0	1	0	1	4	0	.250
2/20/2023	vs Minnesota	*of/of	5	0	3	0	0	0	0	1	0	0	0	0	0	0	1	6	1	0	.353
2/24/2023	NORTHERN COLORA	*of/of	7	3	5	6	1	1	0	0	0	0	0	0	0	0	1	3	0	0	.458
2/25/2023	NORTHERN COLORA	*2b	3	1	0	0	0	0	0	2	1	0	0	0	0	0	2	1	1	0	.407
2/25/2023	NORTHERN COLORA	*of	3	2	1	3	0	1	0	0	0	0	1	0	0	0	1	0	0	0	.400
3/3/2023	ST. BONAVENTURE	*of/of	5	0	1	1	1	0	0	0	0	0	0	0	0	0	1	0	0	0	.371
3/4/2023	ST. BONAVENTURE-1	*2b	4	0	0	0	0	0	0	0	0	0	0	0	0	0	1	2	6	2	.333
3/4/2023	ST. BONAVENTURE-2	*of/of	4	0	0	1	0	0	0	0	0	0	0	0	1	0	0	2	0	0	.302
3/5/2023	ST. BONAVENTURE	*of/of	4	2	2	1	1	1	0	1	0	0	0	0	0	1	0	2	0	0	.319
3/7/2023	at Texas Tech	*of	5	0	1	1	0	0	0	0	0	0	0	0	0	0	1	1	0	0	.308
3/10/2023	AIR FORCE	*of	5	0	2	0	0	0	0	0	0	0	1	0	0	0	1	1	0	0	.316
3/11/2023	AIR FORCE	*of	5	2	2	1	0	1	0	0	0	0	0	0	0	0	0	1	0	0	.323
3/12/2023	AIR FORCE	*of	5	1	2	1	0	0	0	0	0	0	0	0	0	1	0	4	0	0	.328
3/14/2023	at Grand Canyon	*of	5	2	3	3	1	0	1	0	0	0	0	0	0	0	0	1	0	0	.347
3/17/2023	at Fresno State	*of	5	1	1	1	1	0	0	0	0	0	0	0	0	0	2	5	0	0	.338
3/18/2023	at Fresno State	*of	5	0	2	0	0	0	0	0	0	0	0	0	0	0	0	0	0	1	.341
3/19/2023	at Fresno State	*of	5	0	2	3	0	0	0	0	0	1	0	0	0	0	1	3	0	0	.345
Mar 21	NEW MEXICO STATE	*of	4	0	0	0	0	0	0	0	0	0	0	0	0	0	0	4	0	0	.330
3/24/2023	at Nevada	*of	4	2	2	0	0	0	0	1	0	0	0	0	0	0	1	4	0	0	.337
3/25/2023	at Nevada	*of/of	6	0	1	1	0	0	0	0	0	0	0	0	0	0	0	1	0	0	.327
Totals		22gs	101	18	33	28	5	4	2	6	2	1	2	0	2	2	14	48	14	3	.327

CAREER SINGLE-GAME BESTS

	NEW MEXICO		OVERALL	
STAT	AMT.	DATE	AMT.	DATE
AB	7	2/24/23	7	2/24/23
R	3 (3)	2/24/23	3 (4)	2/24/23
H	5 (2)	2/24/23	5 (2)	2/24/23
RBI	6	2/24/23	6	2/24/23
2B	2 (2)	3/27/22	2 (2)	3/27/22
3B	1 (8)	3/11/23	1 (9)	3/11/23
HR	1 (6)	3/14/23	1 (8)	3/14/23
BB	3	2/25/22	3	2/25/22
SB	1 (7)	2/25/23	1 (13)	2/25/23
PO	7 (2)	5/20/22	7 (2)	5/20/22
A	6	3/4/23	6	3/4/23

*Date of last occurrence if (multiple)

2023 SEASON SINGLE-GAME BESTS

STAT	AMT.	DATE	OPPONENT
AB	7	2/24/23	Northern Colo.
R	3	2/24/23	Northern Colo.
H	5	2/24/23	Northern Colo.
RBI	6	2/24/23	Northern Colo.
2B	1 (5)	3/17/23	Fresno State
3B	1 (4)	3/11/23	Air Force
HR	1 (2)	3/14/23	Grand Canyon
BB	2	2/25/23	Northern Colo.
SB	1 (2)	2/25/23	Northern Colo.
PO	6	2/20/23	Minnesota
A	6	3/4/23	St. Bonaventure

*Date of last occurrence if multiple

2023 SEASON HIGHLIGHTS

-Had a career-high six assists on March 4 against St. Bonaventure.
-Had career-highs of 7 AB, 5 H, 6 RBIs on Feb. 24 against Northern Colorado, coming a home run shy of hitting for the cycle.
-Hit first home run of the year on Feb. 19 against Oregon State.

CAREER FIRSTS

STAT	NEW MEXICO	OPPONENT	STAT	OVERALL	OPPONENT
DATE	DATE	DATE	DATE	DATE	DATE
GAME	2/18/22	Oregon State	GAME	2/15/20	South Dakota State
START	2/18/22	Oregon State	START	2/15/20	South Dakota State
AT-BAT	2/18/22	Oregon State	AT-BAT	2/15/20	South Dakota State
RUN	2/18/22	Gonzaga	RUN	2/15/20	South Dakota State
HIT	2/18/22	Oregon State	HIT	2/15/20	South Dakota State
DOUBLE	2/18/22	Gonzaga	DOUBLE	2/23/20	North Carolina
TRIPLE	3/27/22	Air Force	TRIPLE	4/18/21	Air Force
HOME RUN	2/20/22	Oregon State	HOME RUN	2/16/20	South Dakota State
RBI	2/19/22	Gonzaga	RBI	2/15/20	South Dakota State
STOLEN BASE	2/19/22	Gonzaga	STOLEN BASE	2/28/20	Arkansas State
WALK OFF	4/19/22	Texas Tech	WALK OFF	4/19/22	Texas Tech



UNIVERSITY OF NEW MEXICO

2023 BASEBALL



KONNER KINKADE

#8

Pos: INFILDER Cl: JUNIOR Ht: 5-10 Wt: 190 B/T: R/R Exp: TR
 2022 - ORANGE COAST COLLEGE - SOPHOMORE
 2021 - CAL STATE BAKERSFIELD - FRESHMAN
 2020 - CAL STATE BAKERSFIELD - FRESHMAN (COVID)
 HOMETOWN: PULLMAN, WASH. - HIGH SCHOOL: PULLMAN ('19)

PRONUNCIATION
 kin-KADE

CAREER STATISTICS

KINKADE, Konner

Year	avg	gp-gs	ab	r	h	2b	3b	hr	rbi	tb	slg%	bb	hbp	so	gdp	ob%	sf	sh	sb-atl	po	a	e	fld%
2020*	.000	2-1	6	0	0	0	0	0	0	.000	0	0	2	0	.000	0	0	0-0	1	1	1	.667	
2021*	.227	15-2	22	4	5	1	0	0	2	.273	3	2	5	0	.370	0	0	0-0	2	0	0	1.000	
2022*	.283	30-30	99	17	28	9	2	0	9	.414	10	2	16	2	.354	2	1	0-3	107	36	3	.979	
2023	.429	14-0	14	4	6	3	0	0	2	.643	4	0	2	0	.556	0	0	0-0	11	9	1	.952	
TOTAL	.429	14-0	14	4	6	3	0	0	2	.643	4	0	2	0	.556	0	0	0-0	11	9	1	.952	
All*	.277	61-33	141	25	39	13	2	0	13	.397	17	4	25	2	.366	2	1	0-3	121	46	5	.971	

* Statistics from prior team/school

2023 GAME-BY-GAME STATISTICS

#8 KINKADE, Konner - 14 games (All games)

Date	Opponent	Pos	AB	R	H	RBI	2B	3B	HR	BB	SB	CS	HBP	SAC	SF	GDP	K	PO	A	E	Avg
2/19/2023	vs Oregon State	ph	1	0	0	0	0	0	0	0	0	0	0	0	0	0	0	1	0	0	.000
2/20/2023	vs Minnesota	pr/2b	1	0	0	0	0	0	0	0	0	0	0	0	0	0	0	1	0	0	.000
2/24/2023	NORTHERN COLORA	ph/2b	2	2	2	1	1	0	0	1	0	0	0	0	0	0	0	0	1	0	.500
2/25/2023	NORTHERN COLORA	ph/dh	1	0	0	0	0	0	0	1	0	0	0	0	0	0	0	0	0	0	.400
2/25/2023	NORTHERN COLORA	2b/of	2	0	2	0	1	0	0	0	0	0	0	0	0	0	0	3	1	0	.571
3/3/2023	ST. BONAVENTURE	ph/2b	0	0	0	0	0	0	0	1	0	0	0	0	0	0	0	0	0	0	.571
3/4/2023	ST. BONAVENTURE-1	ph/of	0	1	0	0	0	0	0	1	0	0	0	0	0	0	0	0	0	0	.571
3/4/2023	ST. BONAVENTURE-2	ph/2b	1	0	0	0	0	0	0	0	0	0	0	0	0	0	0	2	1	0	.500
3/5/2023	ST. BONAVENTURE	2b	1	0	1	0	0	0	0	0	0	0	0	0	0	0	0	1	1	0	.556
3/7/2023	at Texas Tech	2b	2	0	0	0	0	0	0	0	0	0	0	0	0	0	0	1	1	0	.455
3/10/2023	AIR FORCE	pr/2b	2	0	0	0	0	0	0	0	0	0	0	0	0	0	1	2	2	0	.385
3/14/2023	at Grand Canyon	2b	0	0	0	0	0	0	0	0	0	0	0	0	0	0	0	0	0	0	.385
3/17/2023	at Fresno State	2b	0	0	0	0	0	0	0	0	0	0	0	0	0	0	0	1	1	0	.385
3/25/2023	at Nevada	ph/2b	1	1	1	1	1	0	0	0	0	0	0	0	0	0	0	2	0	0	.429
Totals		Ogs	14	4	6	2	3	0	0	4	0	0	0	0	0	0	2	11	9	1	.429

CAREER SINGLE-GAME BESTS

STAT	NEW MEXICO		OVERALL	
	AMT.	DATE	AMT.	DATE
AB	2 (4)	3/10/23	5 (4)	2/25/22
R	2	2/24/23	3	4/26/22
H	2 (2)	2/25/23	2 (11)	2/25/23
RBI	1 (2)	3/25/23	2	4/23/22
2B	1 (3)	3/25/23	1 (12)	2/25/23
3B	0	--	1 (2)	4/8/22
HR	0	--	0	--
BB	1 (4)	3/4/23	2 (2)	4/13/22
SB	0	--	0	--
PO	3	2/25/23	10 (2)	4/8/22
A	2 (2)	3/10/23	6	2/15/22

*Date of last occurrence if (multiple)

2023 SEASON SINGLE-GAME BESTS

STAT	AMT.	DATE	OPPONENT
AB	2 (4)	3/10/23	Air Force
R	2	2/24/23	Northern Colo.
H	2 (2)	2/25/23	Northern Colo.
RBI	1 (2)	3/25/23	Nevada
2B	1 (3)	3/25/23	Nevada
3B	0	--	--
HR	0	--	--
BB	1 (4)	3/4/23	St. Bonaventure
SB	0	--	--
PO	3	2/25/23	Northern Colo.
A	2 (2)	3/10/23	Air Force

*Date of last occurrence if multiple

2023 SEASON HIGHLIGHTS

-Notched third double and second RBI of the season in pinch-hit appearance at Nevada on March 25.
 -Had first hit, RBI, and double in a Lobo uniform on Feb. 24 against Northern Colorado.
 -Made Lobo debut on Feb. 19 against Oregon State.

CAREER FIRSTS

NEW MEXICO			OVERALL		
STAT	DATE	OPPONENT	STAT	DATE	OPPONENT
GAME	2/19/23	Oregon State	GAME	3/2/20	Holy Cross
START	--	--	START	3/7/20	Santa Clara
AT-BAT	2/19/23	Oregon State	AT-BAT	3/2/20	Holy Cross
RUN	2/24/23	Northern Colorado	RUN	2/27/21	Fresno State
HIT	2/24/23	Northern Colorado	HIT	2/28/21	Fresno State
DOUBLE	2/24/23	Northern Colorado	DOUBLE	5/30/21	UCSB
TRIPLE	--	--	TRIPLE	2/10/22	Southwest
HOME RUN	--	--	HOME RUN	--	--
RBI	2/24/23	Northern Colorado	RBI	2/28/21	Fresno State
STOLEN BASE	--	--	STOLEN BASE	--	--
WALK OFF	--	--	WALK OFF	2/25/22	Sacramento City Coll.



UNIVERSITY OF NEW MEXICO

2023 BASEBALL



TRENT DEWYER

#9

Pos: PITCHER **Cl:** SENIOR **Ht:** 5-10 **Wt:** 180 **B/T:** R/R **Exp:** TR**2022** - KANSAS WESLEYAN UNIVERSITY - JUNIOR**2021** - KANSAS WESLEYAN UNIVERSITY - SOPHOMORE**2020** - LUNA COMMUNITY COLLEGE - SOPHOMORE (COVID)**2019** - LUNA COMMUNITY COLLEGE - FRESHMAN**HOMETOWN:** ALBUQUERQUE, N.M. - **HIGH SCHOOL:** ATRISCO HERITAGE ('18)**PRONUNCIATION**

DOO-yur

CAREER STATISTICS

DEWYER, Trent

Year	avg	gp-gs	ab	r	h	2b	3b	hr	rbi	tb	slg%	bb	hbp	so	gdp	ob%	sf	sh	sb-atl	po	a	e	fld%
2019*	.000	4-0	4	0	0	0	0	0	1	0	.000	2	0	3	0	.333	0	0	0-0	3	0	0	1.000
2021*	.000	11-11	0	0	0	0	0	0	0	0	.000	0	0	0	0	.000	0	0	0-0	2	8	0	1.000
2022*	.000	17-17	0	0	0	0	0	0	0	0	.000	0	0	0	0	.000	0	0	0-0	5	12	1	.944
2023	.000	1-0	0	0	0	0	0	0	0	0	.000	0	0	0	0	.000	0	0	0-0	0	0	0	.000
TOTAL	.000	1-0	0	0	0	0	0	0	0	0	.000	0	0	0	0	.000	0	0	0-0	0	0	0	.000
All*	.000	33-28	4	0	0	0	0	0	1	0	.000	2	0	3	0	.333	0	0	0-0	10	20	1	.968

Year	era	w-l	app	gs	cq	sho	sv	ip	h	r	er	bb	so	2b	3b	hr	bf	bavq	wp	hbp	bk	sfa	sha
2019*	40.50	0-0	1	0	0	0/0	0	0.2	3	3	3	2	0	0	0	0	7	99.000	0	0	0	0	0
2021*	3.53	4-4	11	11	0	0/0	0	63.2	61	35	25	31	62	0	0	4	294	99.000	8	9	0	0	0
2022*	4.64	6-7	17	17	0	0/0	0	95.0	85	62	49	43	109	0	0	14	428	99.000	10	15	1	0	0
2023	0.00	0-0	1	0	0	0/0	0	1.2	1	0	0	0	0	0	0	0	5	.200	0	0	0	0	0
TOTAL	0.00	0-0	1	0	0	0/0	0	1.2	1	0	0	0	0	0	0	0	5	.200	0	0	0	0	0
All*	4.30	10-11	30	28	0	0/0	0	161.0	150	100	77	76	171	0	0	18	734	30.000	18	24	1	0	0

* Statistics from prior team/school

2023 GAME-BY-GAME STATISTICS

#9 DEWYER, Trent - 1 appearance (All games)

Date	Opponent	GS	IP	H	R	ER	BB	SO	2B	3B	HR	WP	BK	HBP	IBB	Score	W-L	Sv	ERA	NP
3/4/2023	ST. BONAVENTURE-1		1.2	1	0	0	0	0	0	0	0	0	0	0	0	8-17	0-0	0	0.00	17
Totals		0	1.2	1	0	0	0	0	0	0	0	0	0	0	0	8-17	0-0	0	0.00	-

CAREER FIRSTS**NEW MEXICO**

STAT	DATE	OPPONENT
GAME	3/4/23	St. Bonaventure
START	--	--
WIN	--	--
LOSS	--	--
SAVE	--	--
STRIKEOUT	--	--
CG	--	--
SHUTOUT	--	--

CAREER SINGLE-GAME BESTS

STAT	NEW MEXICO		OVERALL	
	AMT.	DATE	AMT.	DATE
IP	1.2	3/4/23	N/A	--
SO	0	--	N/A	--
ERA	0	--	N/A	--
PITCHES	17	3/4/23	N/A	--
PO	0	--	N/A	--
A	0	--	N/A	--

*Date of last occurrence if (multiple)

*Minimum 2.0 IP to qualify for ERA

2023 SEASON SINGLE-GAME BESTS

STAT	AMT.	DATE	OPPONENT
IP	1.2	3/4/23	St. Bonaventure
SO	0	--	--
ERA	0.00	3/4/23	St. Bonaventure
PITCHES	17	3/4/23	St. Bonaventure
PO	0	--	--
A	0	--	--

*Date of last occurrence if multiple

2023 SEASON HIGHLIGHTS

-Made Lobo debut with 1 2/3 shutout innings against St. Bonaventure on March 4.



UNIVERSITY OF NEW MEXICO

2023 BASEBALL



RILEY EGLOFF

#10

Pos: PITCHER CL: SENIOR HT: 6-5 WT: 215 B/T: R/R Exp: 2v

2022 - NEW MEXICO - JUNIOR

2021 - NEW MEXICO - SOPHOMORE

2020 - YAVAPAI COLLEGE - SOPHOMORE (COVID)

2019 - YAVAPAI COLLEGE - FRESHMAN

HOMETOWN: LITTLETON, COLO. - HIGH SCHOOL: HERITAGE ('18)

PRONUNCIATION
EGG-loff

CAREER STATISTICS

EGLOFF, Riley																			
Year	avg	op-gs	ab	r	h	2b	3b	hr	rbi	tb	slg%	bb	hbp	so	gdp	ob%	sf	sh	sb-atl
2019*	.000	23-3	0	0	0	0	0	0	0	0	.000	0	0	0	0	.000	0	0	0-0
2020*	.000	7-6	0	0	0	0	0	0	0	0	.000	0	0	0	0	.000	0	0	0-0
2021	.000	0-0	0	0	0	0	0	0	0	0	.000	0	0	0	0	.000	0	0	0-0
2022	.000	15-9	0	0	0	0	0	0	0	0	.000	0	0	0	0	.000	0	0	0-0
2023	.000	6-6	0	0	0	0	0	0	0	0	.000	0	0	0	0	.000	0	0	0-0
TOTAL	.000	21-15	0	0	0	0	0	0	0	0	.000	0	0	0	0	.000	0	0	0-0
All*	.000	51-24	0	0	0	0	0	0	0	0	.000	0	0	0	0	.000	0	0	0-0
Year	era	w-l	app	gs	cq	sho	sv	ip	h	r	er	bb	so	2b	3b	hr	bf	bavg	wp
2019*	2.40	3-3	23	3	1	1/0	4	48.2	49	28	13	17	36	0	0	2	0	.99	.000
2020*	2.18	3-2	7	6	1	0/0	0	33.0	35	23	8	8	37	0	0	3	0	.99	.000
2021	9.00	1-2	15	2	0	0/0	0	34.0	58	35	34	10	31	11	6	5	167	.384	1
2022	6.90	6-5	15	9	0	0/2	0	61.1	92	57	47	18	52	18	1	9	302	.339	5
2023	4.66	4-1	6	6	0	0/0	0	36.2	35	20	19	10	33	9	2	4	156	.250	3
TOTAL	6.82	11-8	36	17	0	0/2	0	132.0	185	112	100	38	116	38	9	18	625	.329	9
All*	5.10	17-13	66	26	2	1/2	4	213.2	269	163	121	63	189	38	9	23	625	.479	11

* Statistics from prior team/school

2023 GAME-BY-GAME STATISTICS

#10 EGLOFF, Riley - 4 games (All games)

Date	Opponent	Pos	AB	R	H	RBI	2B	3B	HR	BB	SB	CS	HBP	SAC	SF	GDP	K	PO	A	E	Av
2/24/2023	NORTHERN COLORADO	*P	0	0	0	0	0	0	0	0	0	0	0	0	0	0	0	1	1	0	.000
3/3/2023	ST. BONAVENTURE	*P	0	0	0	0	0	0	0	0	0	0	0	0	0	0	0	1	2	0	.000
3/17/2023	at Fresno State	*P	0	0	0	0	0	0	0	0	0	0	0	0	0	0	0	1	1	0	.000
3/24/2023	at Nevada	*P	0	0	0	0	0	0	0	0	0	0	0	0	0	0	0	1	0	0	.000
Totals		4gs	0	0	0	0	0	0	0	0	0	0	0	0	0	0	0	4	4	0	.000

On base pct. .000 • Slugging pct. .000

#10 EGLOFF, Riley - 6 appearances (All games)

Date	Opponent	GS	IP	H	R	ER	BB	SO	2B	3B	HR	WP	BK	HBP	IBB	Score	W-L	Sv	ERA	NP
2/17/2023	vs Oregon State	*	5.0	5	1	1	1	7	0	0	1	0	0	0	0	7-2	1-0	0	1.80	90
2/24/2023	NORTHERN COLORADO	*	5.0	1	0	0	1	8	0	0	0	1	0	0	0	30-1	2-0	0	0.90	62
3/3/2023	ST. BONAVENTURE	*	7.0	7	4	4	0	5	1	1	1	0	0	0	0	14-4	3-0	0	2.65	93
3/10/2023	AIR FORCE	*	6.0	6	5	4	4	3	3	0	0	1	0	0	0	7-9	3-0	0	3.52	102
3/17/2023	at Fresno State	*	6.2	6	5	5	2	6	0	0	1	1	0	1	0	3-5	3-1	0	4.25	102
3/24/2023	at Nevada	*	7.0	10	5	5	2	4	5	1	1	0	0	0	0	9-5	4-1	0	4.66	98
Totals		6	36.2	35	20	19	10	33	9	2	4	3	0	2	0	70-26	4-1	0	4.66	-

CAREER FIRSTS

NEW MEXICO

STAT	DATE	OPPONENT
GAME START	2/20/21	Oregon State
WIN	5/16/21	San Jose State
LOSS	3/6/21	Utah Valley UNLV
SAVE	--	--
STRIKEOUT	2/20/21	Oregon State
CG	--	--
SHUTOUT	--	--

OVERALL

STAT	DATE	OPPONENT
GAME START	2/8/19	Central Arizona Coll.
WIN	2/9/19	Phoenix Coll.
LOSS	2/19/19	Phoenix Coll.
SAVE	3/9/19	Scottsdale CC
STRIKEOUT	2/3/19	Pima CC
CG	4/27/19	Central Arizona Coll.
SHUTOUT	4/27/19	Eastern Arizona Coll.

CAREER SINGLE-GAME BESTS

STAT	AMT.	DATE	AMT.	DATE
IP	8.0	3/18/22	8.0	3/18/22
SO	9	3/18/22	9	3/18/22
ERA	0.00	(5)2/24/23	0.00	(15)2/24/23
PITCHES	112	5/7/22	112	5/7/22
PO	1 (10)	3/24/23	2	2/21/20
A	2 (2)	3/3/23	2 (2)	3/3/23
*Date of last occurrence if (multiple)				
*Minimum 2.0 IP to qualify for ERA				

2023 SEASON SINGLE-GAME BESTS

STAT	AMT.	DATE	OPPONENT
IP	7.0 (2)	3/24/23	Nevada
SO	8	2/24/23	Northern Colo.
ERA	0.00	2/24/23	Northern Colo.
PITCHES	102 (2)	3/17/23	Fresno State
PO	1 (4)	3/24/23	Nevada
A	2	3/3/23	St. Bonaventure
*Date of last occurrence if multiple			

2023 SEASON HIGHLIGHTS

- Picked up fourth win of the season by matching season high with 7.0 IP on March 24 at Nevada.
- Earned third consecutive win on March 3, throwing a season-high 7.0 innings against St. Bonaventure.
- Named MW Pitcher of the Week for second consecutive week, after shutting out Northern Colorado over five innings on Feb. 24.
- Named MW Pitcher of the Week after leading the Lobos to a win against No. 23 Oregon State on Feb. 17.



UNIVERSITY OF NEW MEXICO

2023 BASEBALL



CHASE WEISSENBORN

#12

Pos: INFILDER CL: JUNIOR HT: 5-11 WT: 185 B/T: R/R Exp: 2v

2022 - NEW MEXICO - SOPHOMORE

2021 - NEW MEXICO - FRESHMAN

HOMETOWN: ALBUQUERQUE, N.M. - HIGH SCHOOL: ALBUQUERQUE ACADEMY ('20)

PRONUNCIATION
WIZE-in-born

CAREER STATISTICS

WEISSENBORN, Chase

Year	avg	op-gs	ab	r	h	2b	3b	hr	rbi	tb	slg%	bb	hbp	so	gdp	ob%	sf	sh	sb-at	po	a	e	fld%
2021	.234	30-28	94	17	22	6	0	0	8	28	.298	11	2	16	3	.324	1	0	3-6	52	65	4	.967
2022	.277	43-38	137	27	38	7	2	0	18	49	.358	14	5	42	0	.358	3	1	1-1	52	128	12	.938
2023	.307	22-22	75	24	23	4	1	0	13	29	.387	10	0	16	2	.379	2	0	1-1	21	64	4	.955
TOTAL	.271	95-88	306	68	83	17	3	0	39	106	.346	35	7	74	5	.353	6	1	5-8	125	257	20	.950

2023 GAME-BY-GAME STATISTICS

#12 WEISSENBORN, Chase - 22 games (All games)

Date	Opponent	Pos	AB	R	H	RBI	2B	3B	HR	BB	SB	CS	HBP	SAC	SF	GDP	K	PO	A	E	Avg
2/17/2023	vs Oregon State	*ss	5	0	0	0	0	0	0	0	0	0	0	0	0	0	1	0	1	0	.000
2/18/2023	vs UC Santa Barbara	*ss	3	1	0	0	0	0	0	1	0	0	0	0	0	0	1	0	3	0	.000
2/19/2023	vs Oregon State	*ss	2	1	0	0	0	0	0	1	0	0	0	0	0	0	1	0	1	0	.000
2/20/2023	vs Minnesota	*ss	5	1	4	1	0	0	0	0	0	0	0	0	0	0	0	1	2	0	.267
2/24/2023	NORTHERN COLORA	*ss	2	2	1	0	1	0	1	0	0	0	0	0	1	0	0	0	1	0	.294
2/25/2023	NORTHERN COLORA	*ss	4	0	2	0	0	0	0	0	0	0	0	0	0	0	1	3	3	1	.333
2/25/2023	NORTHERN COLORA	*ss	3	2	2	0	1	0	0	0	0	0	0	0	0	0	1	2	0	0	.375
3/3/2023	ST. BONAVENTURE	*ss	3	0	0	0	0	0	0	0	0	0	0	0	0	0	0	1	4	0	.333
3/4/2023	ST. BONAVENTURE-1	*ss/2b	3	2	1	0	0	0	0	1	0	0	0	0	0	0	0	1	5	0	.333
3/4/2023	ST. BONAVENTURE-2	*ss	2	2	1	3	1	0	0	1	0	0	0	0	0	0	0	2	2	0	.344
3/5/2023	ST. BONAVENTURE	*ss	2	2	1	0	0	0	0	1	0	0	0	0	0	0	1	0	2	0	.353
3/7/2023	at Texas Tech	*ss	4	1	0	0	0	0	0	0	0	0	0	0	0	0	1	0	5	0	.316
3/10/2023	AIR FORCE	*ss	5	0	0	0	0	0	0	0	0	0	0	0	0	1	1	1	8	0	.279
3/11/2023	AIR FORCE	*ss	4	2	4	3	0	0	0	1	1	0	0	0	0	0	0	0	4	0	.340
3/12/2023	AIR FORCE	*ss	4	1	1	2	1	0	0	0	0	0	0	0	0	0	0	0	3	0	.333
3/14/2023	at Grand Canyon	*ss	3	2	1	0	0	0	0	1	0	0	0	0	0	0	2	2	5	0	.333
3/17/2023	at Fresno State	*ss	4	1	1	0	1	0	0	0	0	0	0	0	0	0	2	2	0	0	.328
3/18/2023	at Fresno State	*ss	4	1	1	0	0	0	0	1	0	0	0	0	0	0	1	1	1	1	.323
3/19/2023	at Fresno State	*ss	4	1	2	2	0	0	0	0	0	0	0	0	0	0	1	3	4	2	.333
Mar 21	NEW MEXICO STATE	*ss	3	0	0	0	0	0	0	0	0	0	0	0	0	0	0	1	5	0	.319
3/24/2023	at Nevada	*ss	3	1	1	1	0	0	0	0	0	0	0	0	1	0	1	1	4	0	.319
3/25/2023	at Nevada	*ss	3	1	0	0	0	0	0	1	0	0	0	0	0	0	1	0	1	0	.307
Totals			22gs	75	24	23	13	4	1	10	1	0	0	0	2	2	16	21	64	4	.307

CAREER FIRSTS NEW MEXICO

STAT	DATE	OPPONENT
GAME	2/20/21	Oregon State
START	2/21/21	Kansas State
AT-BAT	2/20/21	Oregon State
RUN	2/27/21	Air Force
HIT	2/22/21	Oregon State
DOUBLE	2/27/21	Air Force
TRIPLE	3/11/22	Fresno State
HOME RUN	--	--
RBI	2/22/21	Oregon State
STOLEN BASE	2/28/21	Air Force
WALK OFF	--	--

CAREER SINGLE-GAME BESTS

STAT	AMT.	DATE
AB	6	5/2/21
R	3 (2)	5/7/22
H	4 (2)	3/11/23
RBI	3 (4)	3/11/23
2B	2	5/2/21
3B	1 (2)	2/24/23
HR	0	--
BB	2 (4)	5/7/22
SB	1 (5)	3/11/23
PO	4 (7)	4/23/22
A	8	3/10/23

*Date of last occurrence if (multiple)

2023 SEASON SINGLE-GAME BESTS

STAT	AMT.	DATE	OPPONENT
AB	5 (2)	3/10/23	Air Force
R	2 (7)	3/14/23	Grand Canyon
H	4 (2)	3/11/23	Air Force
RBI	3 (2)	3/11/23	Air Force
2B	1 (4)	3/17/23	Fresno State
3B	1	2/24/23	Northern Colo.
HR	0	--	--
BB	1 (10)	3/25/23	Nevada
SB	1	3/11/23	Air Force
PO	3 (2)	3/19/23	Fresno State
A	8	3/10/23	Air Force

*Date of last occurrence if (multiple)

2023 SEASON HIGHLIGHTS

-Matched career high with four hits on March 11 vs. Air Force.
-Had a career-high eight assists on March 10 vs. Air Force.
-Matched career high with three RBIs on March 4 against St. Bonaventure.
-Had a career-high four hits on Feb. 20 against Minnesota.



UNIVERSITY OF NEW MEXICO

2023 BASEBALL



BRETT RUSSELL

#13

Pos: PITCHER Cl: JUNIOR Ht: 6-1 Wt: 200 B/T: R/R Exp: 1v

2022 - NEW MEXICO - JUNIOR

2021 - SEMINOLE STATE COLLEGE - FRESHMAN

2020 - SEMINOLE STATE COLLEGE - FRESHMAN (COVID)

HOMETOWN: WICHITA FALLS, TEXAS - HIGH SCHOOL: ENID ('19)

CAREER STATISTICS

RUSSELL, Brett																											
Year	avg	gp-gs	ab	r	h	2b	3b	hr	rbi	tb	slg%	bb	hbp	so	gdp	ob%	sf	sh	sb-at	po	a	e	fld%				
2020*	.000	7-6	0	0	0	0	0	0	0	0	.000	0	0	0	0	.000	0	0	0-0	1	1	1	.667				
2021*	.000	14-11	0	0	0	0	0	0	0	0	.000	0	0	0	0	.000	0	0	0-0	3	1	1	.800				
2022	.000	15-14	0	0	0	0	0	0	0	0	.000	0	0	0	0	.000	0	0	0-0	4	9	2	.867				
2023	.000	3-0	0	0	0	0	0	0	0	0	.000	0	0	0	0	.000	0	0	0-0	0	0	0	.000				
TOTAL	.000	18-14	0	0	0	0	0	0	0	0	.000	0	0	0	0	.000	0	0	0-0	4	9	2	.867				
All*	.000	39-31	0	0	0	0	0	0	0	0	.000	0	0	0	0	.000	0	0	0-0	8	11	4	.826				
Year	era	w-l	app	gs	cq	sho	sv	ip	h	r	er	bb	so	2b	3b	hr	bf	bavg	wp	hbp	bk	sfa	sha				
2020*	3.41	3-0	7	6	0	0/0	0	29.0	19	13	11	20	46	1	0	1	0	.213	2	1	2	0	0				
2021*	6.38	5-5	14	11	0	0/0	0	55.0	50	59	39	34	77	0	0	7	0	.287	6	8	1	0	0				
2022	8.69	1-6	15	14	0	0/0	0	59.0	107	69	57	29	46	25	2	9	317	.386	9	6	1	2	3				
2023	13.50	0-1	3	0	0	0/0	0	4.0	10	6	6	3	3	2	1	1	24	.500	0	0	0	1	0				
TOTAL	9.00	1-7	18	14	0	0/0	0	63.0	117	75	63	32	49	27	3	10	341	.394	9	6	1	3	3				
All*	6.92	9-12	39	31	0	0/0	0	147.0	186	147	113	86	172	28	3	18	341	.332	17	15	4	3	3				

* Statistics from prior team/school

2023 GAME-BY-GAME STATISTICS

#13 RUSSELL, Brett - 3 appearances (All games)																										
Date	Opponent	GS	IP	H	R	ER	BB	SO	2B	3B	HR	WP	BK	HBP	IBB	Score	W-L	Sv	ERA	NP						
2/19/2023	vs Oregon State		2.1	5	3	3	2	2	1	1	1	0	0	0	0	6-14	0-1	0	11.57	63						
3/5/2023	ST. BONAVENTURE		0.2	3	3	3	0	0	1	0	0	0	0	0	0	16-6	0-1	0	18.00	19						
3/14/2023	at Grand Canyon		1.0	2	0	0	1	1	0	0	0	0	0	0	0	8-11	0-1	0	13.50	17						
Totals		0	4.0	10	6	6	3	3	2	1	1	0	0	0	0	30-31	0-1	0	13.50	-						

CAREER SINGLE-GAME BESTS

STAT	NEW MEXICO		OVERALL	
	AMT.	DATE	AMT.	DATE
IP	6.2	3/5/22	6.2 (2)	3/5/22
SO	8	3/5/22	13	3/11/21
ERA	0.00	3/26/22	0.00 (5)	3/26/22
PITCHES	105 (2)	5/20/22	105 (2)	5/20/22
PO	3	3/26/22	3	3/26/22
A	2	5/20/22	2	5/20/22

*Date of last occurrence if (multiple)

*Minimum 2.0 IP to qualify for ERA

2023 SEASON SINGLE-GAME BESTS

STAT	AMT.	DATE	OPPONENT
IP	2.1	2/19/23	Oregon State
SO	2	2/19/23	Oregon State
ERA	0.00	3/14/23	Grand Canyon
PITCHES	63	2/19/23	Oregon State
PO	0	--	--
A	0	--	--

*Date of last occurrence if multiple

2023 SEASON HIGHLIGHTS

-Made season debut on Feb. 19 against Oregon State.

CAREER FIRSTS

NEW MEXICO			OVERALL		
STAT	DATE	OPPONENT	STAT	DATE	OPPONENT
GAME START	2/18/22	Gonzaga	GAME START	2/3/20	Oklahoma Wesleyan
WIN	2/20/22	Oregon State	WIN	2/3/20	Oklahoma Wesleyan
LOSS	3/26/22	Air Force	LOSS	2/3/20	Oklahoma Wesleyan
SAVE	2/20/22	Oregon State	SAVE	2/6/21	Grayson College
STRIKEOUT	2/20/22	Oregon State	STRIKEOUT	2/3/20	Oklahoma Wesleyan
CG	--	--	CG	--	--
SHUTOUT	--	--	SHUTOUT	--	--



UNIVERSITY OF NEW MEXICO

2023 BASEBALL



AKILI CARRIS

#14

Pos: INFIELDER CL: FRESHMAN Ht: 6-2 Wt: 185 B/T: R/R Exp: HS
HOMETOWN: ALBUQUERQUE, N.M. - HIGH SCHOOL: LA CUEVA ('22)

PRONUNCIATION
uh-KILL-ee CARE-iss

CAREER STATISTICS

CARRIS, Akili

Year	avg	gp-gs	ab	r	h	2b	3b	hr	rbi	tb	slg%	bb	hbp	so	gdp	ob%	sf	sh	sb-at	po	a	e	fld%
2023	.200	4-0	5	2	1	0	0	0	0	1	.200	0	1	2	0	.333	0	0	0-0	2	3	0	1.000
TOTAL	.200	4-0	5	2	1	0	0	0	0	1	.200	0	1	2	0	.333	0	0	0-0	2	3	0	1.000

2023 GAME-BY-GAME STATISTICS

#14 CARRIS, Akili - 4 games (All games)

Date	Opponent	Pos	AB	R	H	RBI	2B	3B	HR	BB	SB	CS	HBP	SAC	SF	GDP	K	PO	A	E	Avg
2/24/2023	NORTHERN COLORA	ph/2b	2	2	1	0	0	0	0	0	0	0	0	1	0	0	0	1	0	0	.500
2/25/2023	NORTHERN COLORA	ph/2b	1	0	0	0	0	0	0	0	0	0	0	0	0	0	0	1	0	0	.333
3/4/2023	ST. BONAVENTURE-1	ph	1	0	0	0	0	0	0	0	0	0	0	0	0	0	0	0	0	0	.250
3/4/2023	ST. BONAVENTURE-2	ph/2b	1	0	0	0	0	0	0	0	0	0	0	0	0	0	1	1	0	0	.200
Totals		ogs	5	2	1	0	0	0	0	0	0	0	0	1	0	0	0	2	2	3	.200

CAREER SINGLE-GAME BESTS

STAT	AMT.	DATE
AB	2	2/24/23
R	2	2/24/23
H	1	2/24/23
RBI	0	--
2B	0	--
3B	0	--
HR	0	--
BB	0	--
SB	0	--
PO	1 (2)	3/4/23
A	3	2/24/23

*Date of last occurrence if (multiple)

2023 SEASON SINGLE-GAME BESTS

STAT	AMT.	DATE	OPPONENT
AB	2	2/24/23	Northern Colo.
R	2	2/24/23	Northern Colo.
H	1	2/24/23	Northern Colo.
RBI	0	--	--
2B	0	--	--
3B	0	--	--
HR	0	--	--
BB	0	--	--
SB	0	--	--
PO	1 (2)	3/4/23	St. Bonaventure
A	3	2/24/23	Northern Colo.

*Date of last occurrence if (multiple)

CAREER FIRSTS

NEW MEXICO

STAT	DATE	OPPONENT
GAME	2/24/23	Northern Colorado
START	--	--
AT-BAT	2/24/23	Northern Colorado
RUN	2/24/23	Northern Colorado
HIT	2/24/23	Northern Colorado
DOUBLE	--	--
TRIPLE	--	--
HOME RUN	--	--
RBI	--	--
STOLEN BASE	--	--
WALK OFF	--	--

2023 SEASON HIGHLIGHTS

-Got a hit in first official collegiate at-bat on Feb. 24 against Northern Colorado.



UNIVERSITY OF NEW MEXICO

2023 BASEBALL



BRAYDON RUNION

#15

Pos: OUTFIELDER Cl: SENIOR Ht: 6-1 Wt: 220 B/T: R/R Exp: 1v

2022 - NEW MEXICO - JUNIOR

2021 - TEXAS TECH - SOPHOMORE

2020 - WALTERS STATE COMMUNITY COLLEGE - SOPHOMORE (COVID)

2019 - WALTERS STATE COMMUNITY COLLEGE - FRESHMAN

HOMETOWN: FLORENCE, KY. - HIGH SCHOOL: COOPER ('18)

PRONUNCIATION

RUN-yin

CAREER STATISTICS

RUNION, Braydon

Year	avg	op-qs	ab	r	h	2b	3b	hr	rbi	tb	slg%	bb	hbp	so	gdp	ob%	sf	sh	sb-atl	po	a	e	fld%
2019*	.348	52-52	158	51	55	12	1	11	44	102	.646	28	13	44	3	.480	1	0	8-9	61	4	4	.942
2020*	.349	27-27	83	30	29	7	2	4	16	52	.627	15	4	15	1	.471	0	0	2-2	26	5	0	1.000
2021*	.195	18-11	41	10	8	3	0	1	4	34	.341	6	2	16	2	.327	0	0	0-0	3	0	1	.750
2022	.280	43-40	150	31	42	7	2	13	38	92	.613	11	6	42	2	.347	3	0	0-0	50	12	4	.939
2023	.389	22-22	90	20	35	7	1	4	24	56	.622	6	1	28	0	.429	1	0	1-2	25	2	1	.964
TOTAL	.321	65-62	240	51	77	14	3	17	62	148	.617	17	7	70	2	.377	4	0	1-2	75	14	5	.947
All*	.324	162-152	522	142	169	36	6	33	126	316	.605	66	26	145	8	.422	5	0	11-13	165	23	10	.949

* Statistics from prior team/school

2023 GAME-BY-GAME STATISTICS

#15 RUNION, Braydon - 22 games (All games)

Date	Opponent	Pos	AB	R	H	RBI	2B	3B	HR	BB	SB	CS	HBP	SAC	SF	GDP	K	PO	A	E	Avg
2/17/2023	vs Oregon State	*of	4	1	2	1	1	0	0	0	0	0	0	1	0	0	2	1	0	0	.500
2/18/2023	vs UC Santa Barbara	*of	4	0	0	0	0	0	0	0	0	0	0	0	0	0	3	1	0	0	.250
2/19/2023	vs Oregon State	*of	4	1	2	0	0	0	0	0	0	0	0	0	0	0	0	1	0	0	.333
2/20/2023	vs Minnesota	*of	3	0	0	0	0	0	0	1	0	0	0	0	0	0	2	1	0	0	.267
2/24/2023	NORTHERN COLORA	*of	3	2	2	2	0	0	0	0	0	0	0	0	1	0	0	1	0	0	.333
2/25/2023	NORTHERN COLORA	*of	4	2	2	2	0	0	1	1	0	0	0	0	0	0	1	2	0	0	.364
2/25/2023	NORTHERN COLORA	*of	4	2	3	2	0	0	1	0	0	0	0	0	0	0	1	0	0	0	.423
3/3/2023	ST. BONAVENTURE	*of	3	2	1	0	0	0	0	1	0	0	0	0	0	0	1	0	0	0	.414
3/4/2023	ST. BONAVENTURE-1	*of	4	0	1	1	0	0	0	0	0	0	0	0	0	0	1	2	0	0	.394
3/4/2023	ST. BONAVENTURE-2	*of	4	3	4	5	2	0	1	0	0	0	0	0	0	0	0	1	0	0	.459
3/5/2023	ST. BONAVENTURE	*of	4	1	2	1	1	0	0	1	0	0	0	0	0	0	1	1	0	0	.463
3/7/2023	at Texas Tech	*of	4	1	2	0	0	0	0	1	0	0	0	0	0	0	2	0	1	0	.467
3/10/2023	AIR FORCE	*of	4	1	1	0	1	0	0	1	0	0	0	0	0	0	3	0	0	0	.449
3/11/2023	AIR FORCE	*of	5	1	2	2	0	0	0	0	0	0	0	0	0	0	0	2	0	1	.444
3/12/2023	AIR FORCE	*of	5	2	2	2	0	0	1	0	0	0	0	0	0	0	1	0	0	0	.441
3/14/2023	at Grand Canyon	*of	4	1	2	1	0	0	0	0	0	0	0	0	0	0	2	2	0	0	.444
3/17/2023	at Fresno State	*of	5	0	2	1	0	0	0	0	0	0	0	0	0	0	3	0	0	0	.441
3/18/2023	at Fresno State	*of	5	0	0	0	0	0	0	0	0	0	0	0	0	0	3	2	0	0	.411
3/19/2023	at Fresno State	*of	3	0	0	0	0	0	0	1	0	0	0	0	0	0	1	1	0	0	.395
Mar 21	NEW MEXICO STATE	*dh	4	0	1	0	0	0	0	0	0	0	0	0	0	0	1	0	0	0	.387
3/24/2023	at Nevada	*of	5	0	1	2	0	1	0	0	0	0	0	0	0	0	2	4	0	0	.376
3/25/2023	at Nevada	*of	5	0	3	2	2	0	0	0	1	0	0	0	0	0	0	2	0	0	.389
Totals		22gs	90	20	35	24	7	1	4	6	1	1	1	0	1	0	28	25	2	1	.389

CAREER FIRSTS

STAT	DATE	OPPONENT	STAT	DATE	OPPONENT
GAME	2/26/22	Holy Cross	GAME	1/26/19	USC Salkehatchie
START	2/26/22	Holy Cross	START	1/26/19	USC Salkehatchie
AT-BAT	2/26/22	Holy Cross	AT-BAT	1/26/19	USC Salkehatchie
RUN	3/4/22	San Jose State	RUN	1/26/19	USC Salkehatchie
HIT	2/26/22	Holy Cross	HIT	1/26/19	USC Salkehatchie
DOUBLE	3/23/22	Arizona	DOUBLE	3/7/19	USC Union
TRIPLE	3/4/22	San Jose State	TRIPLE	4/24/19	Tusculum
HOME RUN	3/6/22	San Jose State	HOME RUN	2/9/19	Georgia Highlands
RBI	2/26/22	Holy Cross	RBI	1/26/19	USC Salkehatchie
STOLEN BASE	3/5/23	St. Bonaventure	STOLEN BASE	3/7/19	USC Union
WALK OFF	--	--	WALK OFF	--	--

CAREER SINGLE-GAME BESTS

STAT	AMT.	DATE	AMT.	DATE
AB	6	5/7/22	6	5/7/22
R	3 (4)	3/4/23	5	4/24/19
H	4 (2)	3/4/23	4 (5)	3/4/23
RBI	5 (3)	3/4/23	5 (3)	3/4/23
2B	2 (2)	3/25/23	2 (2)	3/25/23
3B	1 (2)	4/1/22	1 (5)	4/1/22
HR	3	4/15/22	3	4/15/22
BB	2 (2)	4/16/22	2 (8)	4/16/22
SB	1	3/5/23	1 (11)	3/5/23
PO	13	4/9/22	13	4/9/22
A	3	3/6/22	3 (2)	3/6/22

*Date of last occurrence if (multiple)

2023 SEASON SINGLE-GAME BESTS

STAT	AMT.	DATE	OPPONENT
AB	5 (6)	3/25/23	Nevada
R	3	3/4/23	St. Bonaventure
H	4	3/4/23	St. Bonaventure
RBI	5	3/4/23	St. Bonaventure
2B	2 (2)	3/25/23	Nevada
3B	0	--	--
HR	1 (4)	3/12/23	Air Force
BB	1 (6)	3/19/23	Fresno State
SB	1	3/5/23	St. Bonaventure
PO	4	3/24/23	Nevada
A	1 (2)	3/7/23	Texas Tech

*Date of last occurrence if (multiple)

2023 SEASON HIGHLIGHTS

-Stole first base as a Lobo on March 5 against St. Bonaventure.
 -Matched career high with four hits and five RBIs on March 4 against St. Bonaventure, and had first-career game with two doubles.
 -Hit a home run in back-to-back games on Feb. 25, giving him 31 HR in his collegiate career.
 -Made season debut on Feb. 17 against Oregon State.



UNIVERSITY OF NEW MEXICO

2023 BASEBALL



JUNIOR FLORES

#16

Pos: PITCHER CL: SOPHOMORE Ht: 5-8 Wt: 190 B/T: L/L Exp: TR

2022 - UNIVERSITY OF HAWAII - FRESHMAN

HOMETOWN: MARICOPA, ARIZ. - HIGH SCHOOL: MOUNTAIN POINTE ('21)

CAREER STATISTICS

FLORES, Junior

Year	avg	gp-gs	ab	r	h	2b	3b	hr	rbi	tb	slg%	bb	hbp	so	qdp	ob%	sf	sh	sb-att	po	a	e	fld%
2022*	.000	9-0	0	0	0	0	0	0	0	0	.000	0	0	0	0	.000	0	0	0-0	0	0	0	.000
2023	.000	1-0	0	0	0	0	0	0	0	0	.000	0	0	0	0	.000	0	0	0-0	0	0	0	.000
TOTAL	.000	1-0	0	0	0	0	0	0	0	0	.000	0	0	0	0	.000	0	0	0-0	0	0	0	.000
All*	.000	10-0	0	0	0	0	0	0	0	0	.000	0	0	0	0	.000	0	0	0-0	0	0	0	.000

Year	era	w-l	app	gs	cq	sho	sv	ip	h	r	er	bb	so	2b	3b	hr	bf	bavg	wp	hbp	bk	sfa	sha
2022*	6.14	0-0	9	0	0	0/0	0	7.1	8	5	5	6	4	1	0	1	36	.99	0.000	1	1	0	0
2023	81.00	0-0	1	0	0	0/0	0	0.1	4	3	3	1	0	0	0	1	6	.800	0	0	0	0	
TOTAL	81.00	0-0	1	0	0	0/0	0	0.1	4	3	3	1	0	0	0	1	6	.800	0	0	0	0	
All*	9.39	0-0	10	0	0	0/0	0	7.2	12	8	8	7	4	1	0	2	42	2.400	1	1	0	0	

* Statistics from prior team/school

2023 GAME-BY-GAME STATISTICS

#16 FLORES, Junior - 1 appearance (All games)

Date	Opponent	GS	IP	H	R	ER	BB	SO	2B	3B	HR	WP	BK	HBP	IBB	Score	W-L	Sv	ERA	NP
2/19/2023	vs Oregon State	0	0.1	4	3	3	1	0	0	0	1	0	0	0	0	6-14	0-0	0	81.00	30
Totals		0	0.1	4	3	3	1	0	0	0	1	0	0	0	0	6-14	0-0	0	81.00	-

CAREER SINGLE-GAME BESTS

STAT	NEW MEXICO		OVERALL	
	AMT.	DATE	AMT.	DATE
IP	0.1	2/19/23	2.0	3/12/22
SO	0	--	1 (4)	5/27/22
ERA	0	--	4.50	3/12/22
PITCHES	30	2/19/23	45	3/4/22
PO	0	--	0	--
A	0	--	0	--

*Date of last occurrence if (multiple)

*Minimum 2.0 IP to qualify for ERA

2023 SEASON SINGLE-GAME BESTS

STAT	AMT.	DATE	OPPONENT
IP	0.1	2/19/23	Oregon State
SO	0	--	--
ERA	81.00	2/19/23	Oregon State
PITCHES	30	2/19/23	Oregon State
PO	0	--	--
A	0	--	--

*Date of last occurrence if multiple

2023 SEASON HIGHLIGHTS

-Made Lobo debut on Feb. 19 against No. 23 Oregon State.

CAREER FIRSTS

NEW MEXICO			OVERALL		
STAT	DATE	OPPONENT	STAT	DATE	OPPONENT
GAME START	2/19/23	Oregon State	GAME START	2/28/22	San Diego State
WIN	--	--	WIN	--	--
LOSS	--	--	LOSS	--	--
SAVE	--	--	SAVE	--	--
STRIKEOUT	--	--	STRIKEOUT	2/28/22	San Diego State
CG	--	--	CG	--	--
SHUTOUT	--	--	SHUTOUT	--	--



UNIVERSITY OF NEW MEXICO

2023 BASEBALL



JAKE HOLLAND

#18

Pos: CATCHER Cl: JUNIOR Ht: 6-4 Wt: 235 B/T: R/R Exp: JC

2022 - CHIPOLA COLLEGE - SOPHOMORE

2021 - GEORGIA TECH - FRESHMAN

2020 - GEORGIA TECH - FRESHMAN (COVID)

HOMETOWN: ORLANDO, FLA. - HIGH SCHOOL: MONTVERDE ACADEMY ('19)

CAREER STATISTICS

HOLLAND, Jake

Year	avg	gs	ab	r	h	2b	3b	hr	rbi	tb	slg%	bb	hbp	so	gdp	ob%	sf	sh	sb-atl	po	a	e	fld%
2020*	.158	15-14	38	2	6	3	0	0	3	9	.237	3	1	19	1	.233	1	0	0-0	125	6	3	.978
2021*	.158	15-8	38	4	6	1	1	1	6	12	.316	4	0	17	1	.238	0	0	0-0	47	4	2	.962
2022*	.221	32-32	95	14	21	3	0	6	17	42	.442	5	0	35	3	.257	1	1	0-0	201	2	5	.976
2023	.383	16-14	60	11	23	2	0	5	21	40	.667	4	0	11	0	.422	0	0	0-0	82	6	0	1.000
TOTAL	.383	16-14	60	11	23	2	0	5	21	40	.667	4	0	11	0	.422	0	0	0-0	82	6	0	1.000
All*	.242	78-68	231	31	56	9	1	12	47	103	.446	16	1	82	5	.292	2	1	0-0	455	18	10	.979

* Statistics from prior team/school

2023 GAME-BY-GAME STATISTICS

#18 HOLLAND, Jake - 16 games (All games)

Date	Opponent	Pos	AB	R	H	RBI	2B	3B	HR	BB	SB	CS	HBP	SAC	SF	GDP	K	PO	A	E	Avg
2/17/2023	vs Oregon State	*c	5	2	3	0	0	0	0	0	0	0	0	0	0	0	0	13	0	0	.600
2/19/2023	vs Oregon State	*c	4	0	1	0	0	0	0	0	0	0	0	0	0	0	0	8	1	0	.444
2/20/2023	vs Minnesota	ph	0	0	0	0	0	0	0	0	1	0	0	0	0	0	0	0	0	0	.444
2/24/2023	NORTHERN COLORADO	*c	3	2	1	1	0	0	1	1	0	0	0	0	0	0	1	8	0	0	.417
2/25/2023	NORTHERN COLORADO	*c	4	0	2	4	0	0	0	0	0	0	0	0	0	0	5	1	0	0	.438
3/3/2023	ST. BONAVENTURE	*c	5	2	3	5	0	0	2	0	0	0	0	0	0	0	0	6	0	0	.476
3/4/2023	ST. BONAVENTURE-1	*dh	5	1	1	2	0	0	1	0	0	0	0	0	0	0	3	0	0	0	.423
3/4/2023	ST. BONAVENTURE-2	*c	4	1	2	2	1	0	0	0	0	0	0	0	0	0	0	2	0	0	.433
3/7/2023	at Texas Tech	*c	4	0	1	0	0	0	0	0	0	0	0	0	0	0	0	5	0	0	.412
3/10/2023	AIR FORCE	*c	4	1	2	3	1	0	1	1	0	0	0	0	0	0	1	5	0	0	.421
3/12/2023	AIR FORCE	*c	5	0	2	2	0	0	0	0	0	0	0	0	0	0	1	8	0	0	.419
3/14/2023	at Grand Canyon	*c	3	0	0	0	0	0	0	1	0	0	0	0	0	0	2	7	1	0	.391
3/17/2023	at Fresno State	*c	4	0	2	1	0	0	0	0	0	0	0	0	0	0	0	5	1	0	.400
3/19/2023	at Fresno State	*c	4	1	1	0	0	0	0	0	0	0	0	0	0	0	1	5	2	0	.389
Mar 21	NEW MEXICO STATE	ph	1	0	0	0	0	0	0	0	0	0	0	0	0	0	1	0	0	0	.382
3/24/2023	at Nevada	*c	5	1	2	1	0	0	0	0	0	0	0	0	0	0	0	5	0	0	.383
Totals		14gs	60	11	23	21	2	0	5	4	0	0	0	0	0	0	11	82	6	0	.383

CAREER SINGLE-GAME BESTS

STAT	NEW MEXICO	OVERALL
	AMT. DATE	AMT. DATE
AB	5 (5) 3/24/23	5 (6) 3/12/23
R	2 (3) 3/3/23	2 (4) 3/3/23
H	3 (2) 3/3/23	3 (2) 3/3/23
RBI	5 3/3/23	5 (2) 3/3/23
2B	1 (2) 3/10/23	2 4/8/22
3B	0 --	1 4/20/21
HR	2 3/3/23	2 3/3/23
BB	1 (4) 3/14/23	1 (12) 3/10/23
SB	0 --	0 --
PO	13 2/17/23	14 5/6/22
A	2 3/19/23	2 (3) 3/19/23

*Date of last occurrence if (multiple)

2023 SEASON SINGLE-GAME BESTS

STAT	AMT.	DATE	OPPONENT
AB	5 (5)	3/24/23	Nevada
R	2 (3)	3/3/23	St. Bonaventure
H	3 (2)	3/3/23	St. Bonaventure
RBI	5	3/3/23	St. Bonaventure
2B	1 (2)	3/10/23	Air Force
3B	0	--	--
HR	2	3/3/23	St. Bonaventure
BB	1 (4)	3/14/23	Grand Canyon
SB	0	--	--
PO	13	2/17/23	Oregon State
A	2	3/19/23	Fresno State

*Date of last occurrence if (multiple)

2023 SEASON HIGHLIGHTS

-Had first-career multi-home run game w/career-high five RBIs on March 3 against St. Bonaventure.
 -Had a season-high four RBIs on Feb. 25 against Northern Colorado.
 -Hit first HR as a Lobo on Feb. 24 against Northern Colorado.
 -Had a career-high three hits in UNM debut on Feb. 17 against Oregon State.

CAREER FIRSTS

STAT	NEW MEXICO	OPPONENT	STAT	OVERALL	OPPONENT
GAME	2/17/23	Oregon State	GAME	2/14/20	St. Peter's
START	2/17/23	Oregon State	START	2/14/20	St. Peter's
AT-BAT	2/17/23	Oregon State	AT-BAT	2/14/20	St. Peter's
RUN	2/17/23	Oregon State	RUN	2/14/20	St. Peter's
HIT	2/17/23	Oregon State	HIT	2/14/20	St. Peter's
DOUBLE	3/5/23	St. Bonaventure	DOUBLE	2/14/20	St. Peter's
TRIPLE	--	--	TRIPLE	4/20/21	Georgia State
HOME RUN	2/24/23	Northern Colorado	HOME RUN	2/19/21	Eastern Kentucky
RBI	2/24/23	Northern Colorado	RBI	2/21/20	Ohio State
STOLEN BASE	--	--	STOLEN BASE	--	--
WALK OFF	--	--	WALK OFF	--	--



UNIVERSITY OF NEW MEXICO

2023 BASEBALL



JUSTIN STILL

#19

Pos: PITCHER **CL:** SOPHOMORE **Ht:** 6-2 **Wt:** 200 **B/T:** L/L **Exp:** 1v
2022 - NEW MEXICO - FRESHMAN
HOMETOWN: CHANDLER, ARIZ. - **HIGH SCHOOL:** PERRY ('21)

CAREER STATISTICS

		STILL, Justin																									
Year	avg	op-gs	ab	r	h	2b	3b	hr	rbi	tb	slg%	bb	hbp	so	gdp	ob%	sf	sh	sb-atl	po	a	e	fld%				
2022	.000	13-5	0	0	0	0	0	0	0	0	.000	0	0	0	0	.000	0	0	0-0	1	5	1	.857				
2023	.000	6-0	0	0	0	0	0	0	0	0	.000	0	0	0	0	.000	0	0	0-0	0	2	0	1.000				
TOTAL	.000	19-5	0	0	0	0	0	0	0	0	.000	0	0	0	0	.000	0	0	0-0	1	7	1	.889				
Year	era	w-l	app	gs	cq	sho	sv	ip	h	r	er	bb	so	2b	3b	hr	bf	bavg	wp	hbp	bk	sfa	sha				
2022	10.20	1-4	13	5	0	0/0	0	30.0	48	40	34	18	33	10	2	10	163	.361	7	9	0	0	3				
2023	0.00	0-0	6	0	0	0/1	0	6.2	4	0	0	7	7	0	0	0	30	.190	0	0	0	0	2				
TOTAL	8.35	1-4	19	5	0	0/1	0	36.2	52	40	34	25	40	10	2	10	193	.338	7	9	0	0	5				

2023 GAME-BY-GAME STATISTICS

		#19 STILL, Justin - 1 game (All games)																					
Date	Opponent	Pos	AB	R	H	RBI	2B	3B	HR	BB	SB	CS	HBP	SAC	SF	GDP	K	PO	A	E	Avg		
3/7/2023	at Texas Tech	P	0	0	0	0	0	0	0	0	0	0	0	0	0	0	0	0	2	0	.000		
Totals		Ogs	0	0	0	0	0	0	0	0	0	0	0	0	0	0	0	0	2	0	.000		

On base pct. .000 • Slugging pct. .000

#19 STILL, Justin - 6 appearances (All games)																					
Date	Opponent	GS	IP	H	R	ER	BB	SO	2B	3B	HR	WP	BK	HBP	IBB	Score	W-L	Sv	ERA	NP	42
2/20/2023	vs Minnesota		2.0	1	0	0	2	2	0	0	0	0	0	0	0	4-3	0-0	0	0.00	42	
3/7/2023	at Texas Tech		1.2	0	0	0	2	1	0	0	0	0	0	0	0	3-6	0-0	0	0.00	21	
3/10/2023	AIR FORCE		0.1	1	0	0	0	1	0	0	0	0	0	0	0	7-9	0-0	0	0.00	6	
3/11/2023	AIR FORCE		0.2	0	0	0	1	1	0	0	0	0	0	0	0	15-0	0-0	0	0.00	14	
3/19/2023	at Fresno State		1.0	1	0	0	1	1	0	0	0	0	0	0	0	7-2	0-0	0	0.00	21	
Mar 21	NEW MEXICO STATE		1.0	1	0	0	1	1	0	0	0	0	0	0	0	0-2	0-0	0	0.00	24	
Totals		0	6.2	4	0	0	7	7	0	0	0	0	0	0	0	36-22	0-0	0	0.00	-	

CAREER FIRSTS

NEW MEXICO

STAT	DATE	OPPONENT
GAME START	2/20/22	Oregon State
WIN	4/26/22	Grand Canyon
LOSS	3/19/22	Wichita State
SAVE	3/6/22	San Jose State
STRIKEOUT	--	--
CG	2/20/22	Oregon State
SHUTOUT	--	--

CAREER SINGLE-GAME BESTS

STAT	AMT.	DATE
IP	5.0	5/15/22
SO	6	5/15/22
ERA	0.00	2/20/23
PITCHES	100	5/15/22
PO	1	5/21/22
A	2	3/7/23

*Date of last occurrence if (multiple)
*Minimum 2.0 IP to qualify for ERA

2023 SEASON SINGLE-GAME BESTS

STAT	AMT.	DATE	OPPONENT
IP	2.0	2/20/23	Minnesota
SO	2	2/20/23	Minnesota
ERA	0.00	(6)3/21/23	New Mexico St.
PITCHES	42	2/20/23	Minnesota
PO	0	--	--
A	2	3/7/23	Texas Tech

*Date of last occurrence if multiple

2023 SEASON HIGHLIGHTS

- Made sixth consecutive shutout appearance on March 21 against New Mexico State.
- Had a career-high two assists on March 7 at Texas Tech.
- Threw two shutout innings against Minnesota in season debut on Feb. 20.



UNIVERSITY OF NEW MEXICO

2023 BASEBALL



KAM WALTON

#20

Pos: PITCHER Cl: SOPHOMORE Ht: 6-4 Wt: 205 B/T: R/R Exp: SQ

2022 - NEW MEXICO - FRESHMAN

HOMETOWN: FORT WORTH, TEXAS - HIGH SCHOOL: CLEBURNE ('21)

CAREER STATISTICS

CAREER SINGLE-GAME BESTS

STAT	AMT.	DATE
IP	0	--
SO	0	--
ERA	0	--
PITCHES	0	--
PO	0	--
A	0	--

*Date of last occurrence if (multiple)

*Minimum 2.0 IP to qualify for ERA

2023 GAME-BY-GAME STATISTICS

2023 SEASON SINGLE-GAME BESTS

STAT	AMT.	DATE	OPPONENT
IP	0	--	--
SO	0	--	--
ERA	0	--	--
PITCHES	0	--	--
PO	0	--	--
A	0	--	--

*Date of last occurrence if multiple

CAREER FIRSTS

NEW MEXICO

STAT	DATE	OPPONENT
GAME	--	--
START	--	--
WIN	--	--
LOSS	--	--
SAVE	--	--
STRIKEOUT	--	--
CG	--	--
SHUTOUT	--	--

2023 SEASON HIGHLIGHTS



UNIVERSITY OF NEW MEXICO

2023 BASEBALL



BENJAMIN BAKER-LIVINGSTON #22

Pos: PITCHER CL: SOPHOMORE Ht: 6-2 Wt: 185 B/T: R/R Exp: 1v
2022 - NEW MEXICO - FRESHMAN
HOMETOWN: RICHARDSON, TEXAS - HIGH SCHOOL: PLANO EAST SENIOR ('21)

CAREER STATISTICS

BAKER-LIVINGSTON, Ben																								
Year	avg	gp-gs	ab	r	h	2b	3b	hr	rbi	tb	slg%	bb	hbp	so	gdp	ob%	sf	sh	sb-att	po	a	e	fld%	
2022	.000	12-2	0	0	0	0	0	0	0	0	.000	0	0	0	0	.000	0	0	0-0	1	3	0	1.000	
2023	.000	5-1	0	0	0	0	0	0	0	0	.000	0	0	0	0	.000	0	0	0-0	0	0	0	.000	
TOTAL	.000	17-3	0	0	0	0	0	0	0	0	.000	0	0	0	0	.000	0	0	0-0	1	3	0	1.000	
Year	era	w-l	app	gs	cq	sho	sv	ip	h	r	er	bb	so	2b	3b	hr	bf	bavg	wp	hbp	bk	sfa	sha	
2022	10.72	2-1	12	2	0	0/0	0	22.2	41	27	27	11	18	6	5	1	120	.394	8	3	0	2	0	
2023	6.94	0-2	5	1	0	0/0	0	11.2	16	9	9	4	6	3	0	1	55	.320	1	1	0	0	0	
TOTAL	9.44	2-3	17	3	0	0/0	0	34.1	57	36	36	15	24	9	5	2	175	.370	9	4	0	2	0	

2023 GAME-BY-GAME STATISTICS

#22 BAKER-LIVINGSTON, Ben - 5 appearances (All games)

Date	Opponent	GS	IP	H	R	ER	BB	SO	2B	3B	HR	WP	BK	HBP	IBB	Score	W-L	Sv	ERA	NP
2/19/2023	vs Oregon State		0.0	3	4	4	1	0	2	0	0	0	0	0	0	6-14	0-0	0	999.00	14
2/24/2023	NORTHERN COLORA		3.0	4	1	1	0	2	0	0	0	0	0	0	1	30-1	0-0	0	15.00	34
3/5/2023	ST. BONAVENTURE		0.2	2	0	0	0	0	0	0	0	0	0	0	0	16-6	0-0	0	12.27	12
3/14/2023	at Grand Canyon		3.0	3	3	3	1	3	1	0	1	1	0	0	0	8-11	0-1	0	10.80	45
Mar 21	NEW MEXICO STATE	*	5.0	4	1	1	2	1	0	0	0	0	0	0	0	0-2	0-2	0	6.94	78
Totals		1	11.2	16	9	9	4	6	3	0	1	1	0	1	0	60-34	0-2	0	6.94	-

CAREER FIRSTS

NEW MEXICO

STAT	DATE	OPPONENT
GAME START	2/20/22	Oregon State
WIN	5/10/22	New Mexico State
LOSS	4/30/22	San Jose State
SAVE	--	--
STRIKEOUT	4/19/22	Texas Tech
CG	--	--
SHUTOUT	--	--

CAREER SINGLE-GAME BESTS

STAT	AMT.	DATE
IP	5.0 (2)	3/21/23
SO	5	5/10/22
ERA	2.25	5/10/22
PITCHES	83	5/10/22
PO	1	5/21/22
A	2	5/21/22

*Date of last occurrence if (multiple)

*Minimum 2.0 IP to qualify for ERA

2023 SEASON SINGLE-GAME BESTS

STAT	AMT.	DATE	OPPONENT
IP	5.0	3/21/23	New Mexico St.
SO	3	3/14/23	Grand Canyon
ERA	0.00	3/5/23	St. Bonaventure
PITCHES	78	3/21/23	New Mexico St.
PO	0	--	--
A	0	--	--

*Date of last occurrence if multiple

2023 SEASON HIGHLIGHTS

-Threw a season-high five innings in first start of the year on March 21 vs. New Mexico State.
-Had a season-high three strikeouts on March 14 at Grand Canyon.
-Tossed 2/3 scoreless innings on March 5 against St. Bonaventure.
-Made season debut on Feb. 19 against Oregon State.



UNIVERSITY OF NEW MEXICO

2023 BASEBALL



JAREN JACKSON

#23

Pos: PITCHER **CL:** JUNIOR **Ht:** 6-3 **Wt:** 225 **B/T:** L/L **Exp:** JC
2022 - PIMA COMMUNITY COLLEGE - SOPHOMORE
2021 - PIMA COMMUNITY COLLEGE - FRESHMAN
2020 - PIMA COMMUNITY COLLEGE - FRESHMAN (COVID)
HOMETOWN: ALBUQUERQUE, N.M. - **HIGH SCHOOL:** CLEVELAND ('19)

CAREER STATISTICS

JACKSON, Jaren																									
Year	avg	gp-gs	ab	r	h	2b	3b	hr	rbi	tb	slg%	bb	hbp	so	gdp	ob%	sf	sh	sb-at	po	a	e	fld%		
2020*	.000	5-5	0	0	0	0	0	0	0	0	.000	0	0	0	0	.000	0	0	0-0	1	1	1	.667		
2021*	.000	12-12	0	0	0	0	0	0	0	0	.000	0	0	0	0	.000	0	0	0-0	5	6	0	1.000		
2022*	.000	13-13	0	0	0	0	0	0	0	0	.000	0	0	0	0	.000	0	0	0-0	5	3	0	1.000		
2023	.000	4-3	0	0	0	0	0	0	0	0	.000	0	0	0	0	.000	0	0	0-0	0	1	0	1.000		
TOTAL	.000	4-3	0	0	0	0	0	0	0	0	.000	0	0	0	0	.000	0	0	0-0	0	1	0	1.000		
All*	.000	34-33	0	0	0	0	0	0	0	0	.000	0	0	0	0	.000	0	0	0-0	11	11	1	.957		
Year	era	w-l	app	gs	cq	sho	sv	ip	h	r	er	bb	so	2b	3b	hr	bf	bavg	wp	hbp	bk	sfa	sha		
2020*	5.79	2-1	5	5	0	0/0	0	23.1	25	18	15	10	23	0	0	0	0.99.000		2	3	0	0	0	0	
2021*	6.20	7-2	12	12	0	0/0	0	65.1	76	55	45	22	67	0	0	5	0.99.000		4	2	0	0	0	0	
2022*	2.88	6-2	13	13	3	2/0	0	65.2	61	29	21	22	58	0	0	0	0.99.000		2	3	0	0	0	0	
2023	7.80	1-0	4	3	0	0/0	0	15.0	19	14	13	4	11	6	0	1	70	.297	0	2	0	0	0	0	
TOTAL	7.80	1-0	4	3	0	0/0	0	15.0	19	14	13	4	11	6	0	1	70	.297	0	2	0	0	0	0	
All*	5.00	16-5	34	33	3	2/0	0	169.1	181	116	94	58	159	6	0	6	70	2.828	8	10	0	0	0	0	

* Statistics from prior team/school

2023 GAME-BY-GAME STATISTICS

#23 JACKSON, Jaren - 1 game (All games)

Date	Opponent	Pos	AB	R	H	RBI	2B	3B	HR	BB	SB	CS	HBP	SAC	SF	GDP	K	PO	A	E	Avg
2/20/2023	vs Minnesota	P	0	0	0	0	0	0	0	0	0	0	0	0	0	0	0	0	1	0	.000
Totals		1as	0	0	0	0	0	0	0	0	0	0	0	0	0	0	0	0	1	0	.000

On base pct. .000 • Slugging pct. .000

#23 JACKSON, Jaren - 4 appearances (All games)																										
Date	Opponent	GS	IP	H	R	ER	BB	SO	2B	3B	HR	WP	BK	HBP	IBB	Score	W-L	Sv	ERA	NP						
2/20/2023 vs Minnesota		*	5.0	7	1	1	1	3	2	0	0	0	0	0	0	4-3	0-0	0	1.80	95						
3/4/2023 ST. BONAVENTURE-2		*	6.0	3	3	2	1	4	1	0	1	0	0	0	0	20-3	1-0	0	2.45	87						
3/14/2023 at Grand Canyon		*	3.0	7	7	2	3	2	0	0	0	0	0	0	0	8-11	1-0	0	6.43	71						
3/18/2023 at Fresno State		*	1.0	2	3	3	0	1	1	0	0	0	0	2	0	8-9	1-0	0	7.80	30						
Totals		3	15.0	19	14	13	4	11	6	0	1	0	0	2	0	40-26	1-0	0	7.80	-						

CAREER FIRSTS

NEW MEXICO			OVERALL		
STAT	DATE	OPPONENT	STAT	DATE	OPPONENT
GAME	2/20/23	Minnesota	GAME	1/31/20	Colorado Northwest
START	2/20/23	Minnesota	START	1/31/20	Colorado Northwest
WIN	5/4/23	St. Bonaventure	WIN	1/31/20	Colorado Northwest
LOSS	--	--	LOSS	2/25/20	Colorado Northwest
SAVE	--	--	SAVE	--	--
STRIKEOUT	2/20/23	Minnesota	STRIKEOUT	1/31/20	Colorado Northwest
CG	--	--	CG	2/19/22	Community Christian
SHUTOUT	--	--	SHUTOUT	2/19/22	Community Christian

CAREER SINGLE-GAME BESTS

NEW MEXICO					OVERALL				
STAT	AMT.	DATE	AMT.	DATE	STAT	AMT.	DATE	AMT.	DATE
IP	6.0	3/4/23	7.0 (4)	4/6/21	IP	6.0	3/4/23	7.0 (4)	4/6/21
SO	4	3/4/23	10	2/23/21	SO	4	3/4/23	10	2/23/21
ERA	1.80	2/20/23	0.00 (10)	4/26/22	ERA	1.80	2/20/23	0.00 (10)	4/26/22
PITCHES	95	2/20/23	N/A	--	PITCHES	95	2/20/23	N/A	--
PO	0	--	2	4/26/22	PO	0	--	2	4/26/22
A	1	2/20/23	1 (11)	2/20/23	A	1	2/20/23	1 (11)	2/20/23

*Date of last occurrence if (multiple)

*Minimum 2.0 IP to qualify for ERA

2023 SEASON SINGLE-GAME BESTS

STAT	AMT.	DATE	OPPONENT
IP	6.0	3/4/23	St. Bonaventure
SO	4	3/4/23	St. Bonaventure
ERA	1.80	2/20/23	Minnesota
PITCHES	95	2/20/23	Minnesota
PO	0	--	--
A	1	2/20/23	Minnesota

*Date of last occurrence if multiple

2023 SEASON HIGHLIGHTS

-Earned first win in a Lobo uniform on March 4 against St. Bonaventure.
 -Made Lobo debut on Feb. 20 against Minnesota.



UNIVERSITY OF NEW MEXICO

2023 BASEBALL



KYLE SMITH

#24

Pos: CATCHER **CL:** JUNIOR **Ht:** 6-0 **Wt:** 205 **B/T:** R/R **Exp:** 1v
2022 - NEW MEXICO - SOPHOMORE
2021 - ST. JOHNS RIVER STATE COLLEGE - FRESHMAN
HOMETOWN: WILMINGTON, N.C. - **HIGH SCHOOL:** NEW HANOVER ('20)

CAREER STATISTICS

SMITH, Kyle

Year	avg	gp-gs	ab	r	h	2b	3b	hr	rbi	tb	slg%	bb	hbp	so	gdp	ob%	sf	sh	sb-at	po	a	e	fld%
2021*	.294	49-49	170	36	50	15	2	4	28	81	.476	16	19	41	1	.411	2	0	4-4	289	11	6	.980
2022	.286	32-10	63	10	18	3	2	3	18	34	.540	6	0	11	0	.348	0	0	0-0	39	2	1	.976
2023	.250	13-9	36	8	9	1	2	2	7	20	.556	8	3	9	0	.426	0	0	1-1	60	10	0	1.000
TOTAL	.273	45-19	99	18	27	4	4	5	25	54	.545	14	3	20	0	.379	0	0	1-1	99	12	1	.991
All*	.286	94-68	269	54	77	19	6	9	53	135	.502	30	22	61	1	.399	2	0	5-5	388	23	7	.983

* Statistics from prior team/school

2023 GAME-BY-GAME STATISTICS

#24 SMITH, Kyle - 13 games (All games)

Date	Opponent	Pos	AB	R	H	RBI	2B	3B	HR	BB	SB	CS	HBP	SAC	SF	GDP	K	PO	A	E	Avg
2/18/2023	vs UC Santa Barbara	*c	4	0	1	0	0	1	0	0	0	0	0	0	0	0	2	9	2	0	.250
2/19/2023	vs Oregon State	ph	0	0	0	0	0	0	0	0	0	0	1	0	0	0	0	0	0	0	.250
2/20/2023	vs Minnesota	*c	5	0	0	0	0	0	0	0	0	0	0	0	0	0	1	8	2	0	.111
2/24/2023	NORTHERN COLORA	ph/dh	2	0	1	0	0	0	0	1	0	0	0	0	0	0	1	0	0	0	.182
2/25/2023	NORTHERN COLORA	*c	4	0	1	2	0	0	0	1	0	0	0	0	0	0	2	9	2	0	.200
3/4/2023	ST. BONAVENTURE-1	*c	3	0	0	0	0	0	0	2	0	0	0	0	0	0	1	2	1	0	.167
3/5/2023	ST. BONAVENTURE-2	ph/1b	0	0	0	0	0	0	0	1	0	0	0	0	0	0	0	1	0	0	.167
3/10/2023	AIR FORCE	*c	3	2	1	2	0	0	1	1	0	0	0	0	0	0	0	5	0	0	.190
3/11/2023	AIR FORCE	*c	0	0	0	0	0	0	0	0	0	0	0	0	0	0	0	1	0	0	.190
3/18/2023	at Fresno State	*c	3	3	1	2	0	1	0	1	0	0	1	0	0	0	1	6	1	0	.208
3/18/2023	at Fresno State	*c	5	2	2	1	0	0	1	0	0	0	0	0	0	0	1	8	1	0	.241
Mar 21	NEW MEXICO STATE	*c	3	0	2	0	1	0	0	1	1	0	0	0	0	0	0	4	0	0	.281
3/25/2023	at Nevada	*c	4	1	0	0	0	0	0	0	0	0	1	0	0	0	0	7	1	0	.250
Totals		9gs	36	8	9	7	1	2	2	8	1	0	3	0	0	0	9	60	10	0	.250

CAREER FIRSTS

STAT	NEW MEXICO DATE	OPPONENT	STAT	OVERALL DATE	OPPONENT
GAME	2/18/22	Oregon State	GAME	1/24/21	East Georgia Coll.
START	3/15/22	Texas Tech	START	1/24/21	East Georgia Coll.
AT-BAT	2/19/22	Gonzaga	AT-BAT	1/24/21	East Georgia Coll.
RUN	3/20/22	Wichita State	RUN	1/24/21	East Georgia Coll.
HIT	2/25/22	Holy Cross	HIT	1/24/21	East Georgia Coll.
DOUBLE	3/15/22	Texas Tech	DOUBLE	1/25/21	East Georgia Coll.
TRIPLE	2/25/22	Holy Cross	TRIPLE	2/23/21	South Georgia State
HOME RUN	3/20/22	Wichita State	HOME RUN	2/7/21	Bevill State CC
RBI	2/25/22	Holy Cross	RBI	1/24/21	East Georgia Coll.
STOLEN BASE	3/21/23	New Mexico State	STOLEN BASE	2/5/21	Southern Union State
WALK OFF	5/20/22	Air Force	WALK OFF	5/20/22	Air Force

CAREER SINGLE-GAME BESTS

STAT	NEW MEXICO AMT.	NEW MEXICO DATE	OVERALL AMT.	OVERALL DATE
AB	5 (5)	3/18/23	5 (12)	3/18/23
R	3	3/11/23	3 (3)	3/11/23
H	4	4/24/22	4	4/24/22
RBI	2 (7)	3/11/23	4	4/9/21
2B	1 (4)	3/21/23	2 (4)	3/20/21
3B	1 (4)	3/11/23	1 (5)	2/18/23
HR	1 (5)	3/18/23	1 (9)	3/18/23
BB	2 (2)	3/4/23	2 (3)	3/4/23
SB	1	3/21/23	1 (5)	3/21/23
PO	9 (3)	2/25/23	13	3/8/21
A	2 (3)	2/25/23	2 (4)	2/25/23

*Date of last occurrence if (multiple)

2023 SEASON SINGLE-GAME BESTS

STAT	AMT.	DATE	OPPONENT
AB	5 (2)	3/18/23	Fresno State
R	3	3/11/23	Air Force
H	2 (2)	3/21/23	New Mexico St.
RBI	2 (3)	3/11/23	Air Force
2B	1	3/21/23	New Mexico St.
3B	1 (2)	3/11/23	Air Force
HR	1 (2)	3/18/23	Fresno State
BB	2	3/4/23	St. Bonaventure
SB	1	3/21/23	New Mexico St.
PO	9 (2)	2/24/23	Northern Colo.
A	2 (3)	2/25/23	Northern Colo.

*Date of last occurrence if (multiple)

2023 SEASON HIGHLIGHTS

- Had first steal as a Lobo on March 21 vs. New Mexico State.
- Hit second home run of the season on March 18 at Fresno State.
- Matched career high with three runs scored on March 11 vs. Air Force.
- Hit first home run of the season on March 5 against St. Bonaventure.
- Had first RBIs of the season on Feb. 25 against Northern Colorado.
- Made season debut on Feb. 18 against UC Santa Barbara.



UNIVERSITY OF NEW MEXICO

2023 BASEBALL



JUSTIN OLSON

#25

Pos: FIRST BASEMAN **CL:** JUNIOR **Ht:** 6-3 **Wt:** 225 **B/T:** L/L **Exp:** 1v
2022 - NEW MEXICO - SOPHOMORE
2021 - COLLEGE OF SOUTHERN NEVADA - REDSHIRT FRESHMAN
2020 - UNIVERSITY OF KENTUCKY - REDSHIRT FRESHMAN (COVID)
2019 - UNIVERSITY OF KENTUCKY - REDSHIRT
HOMETOWN: COLORADO SPRINGS, COLO. - **HIGH SCHOOL:** PINE CREEK ('18)

CAREER STATISTICS

OLSON, Justin																			
Year	avg	gp-gs	ab	r	h	2b	3b	hr	rbi	tb	slg%	bb	hbp	so	gdp	ob%	sf	sh	sb-atf
2021*	.341	46-39	123	38	42	7	2	7	36	74	.602	31	1	35	0	.474	1	0	0-0
2022	.239	37-23	88	16	21	7	0	4	18	40	.455	19	0	28	0	.374	0	0	0-0
2023	.318	12-3	22	3	7	1	0	1	4	11	.500	2	0	12	0	.375	0	0	0-0
TOTAL	.255	49-26	110	19	28	8	0	5	22	51	.464	21	0	40	0	.374	0	0	0-0
All*	.300	95-65	233	57	70	15	2	12	58	125	.536	52	1	75	0	.429	1	0	0-0

* Statistics from prior team/school

2023 GAME-BY-GAME STATISTICS

#25 OLSON, Justin - 12 games (All games)

Date	Opponent	Pos	AB	R	H	RBI	2B	3B	HR	BB	SB	CS	HBP	SAC	SF	GDP	K	PO	A	E	Avg
2/18/2023	vs UC Santa Barbara	*dh	4	0	1	0	0	0	0	0	0	0	0	0	0	0	3	0	0	0	.250
2/19/2023	vs Oregon State	*dh	4	0	1	1	0	0	0	0	0	0	0	0	0	0	2	0	0	0	.250
2/24/2023	NORTHERN COLORA	ph/dh	2	1	1	1	1	0	0	1	0	0	0	0	0	0	0	3	0	0	.300
2/25/2023	NORTHERN COLORA	*dh	3	1	1	1	0	0	1	0	0	0	0	0	0	0	2	0	0	0	.308
2/25/2023	NORTHERN COLORA	ph/dh	1	0	0	0	0	0	0	0	0	0	0	0	0	0	1	0	0	0	.286
3/4/2023	ST. BONAVENTURE-1	ph	1	0	1	0	0	0	0	0	0	0	0	0	0	0	0	0	0	0	.333
3/4/2023	ST. BONAVENTURE-2	ph/dh	2	1	1	0	0	0	0	0	0	0	0	0	0	0	0	0	0	0	.353
3/5/2023	ST. BONAVENTURE	ph/tb	2	0	1	1	0	0	0	0	0	0	0	0	0	0	1	4	0	0	.368
3/10/2023	AIR FORCE	ph	0	0	0	0	0	0	0	1	0	0	0	0	0	0	0	0	0	0	.368
3/14/2023	at Grand Canyon	ph	1	0	0	0	0	0	0	0	0	0	0	0	0	0	1	0	0	0	.350
3/17/2023	at Fresno State	ph	1	0	0	0	0	0	0	0	0	0	0	0	0	0	1	0	0	0	.333
3/25/2023	at Nevada	ph	1	0	0	0	0	0	0	0	0	0	0	0	0	0	1	0	0	0	.318
Totals		3gs	22	3	7	4	1	0	1	2	0	0	0	0	0	0	12	7	0	0	.318

CAREER SINGLE-GAME BESTS

STAT	NEW MEXICO		OVERALL	
	AMT.	DATE	AMT.	DATE
AB	5 (2)	4/19/22	5 (5)	4/19/22
R	2 (2)	5/10/22	3 (2)	5/21/21
H	2 (6)	5/8/22	3 (2)	5/21/21
RBI	4	3/23/22	4	3/23/22
2B	2	4/19/22	2	4/19/22
3B	0	--	1 (2)	2/26/21
HR	2	5/8/22	2	5/8/22
BB	2 (5)	5/10/22	3	5/14/21
SB	0	--	0	--
PO	14	3/13/22	14	3/13/22
A	5	3/26/22	5	3/26/22

*Date of last occurrence if (multiple)

2023 SEASON SINGLE-GAME BESTS

STAT	AMT.	DATE	OPPONENT
AB	4 (2)	2/19/23	Oregon State
R	1 (3)	3/4/23	St. Bonaventure
H	1 (7)	3/5/23	St. Bonaventure
RBI	1 (4)	3/5/23	St. Bonaventure
2B	1	2/24/23	Northern Colo.
3B	0	--	--
HR	1	2/25/23	Northern Colo.
BB	1 (2)	3/10/23	Air Force
SB	0	--	--
PO	4	3/5/23	St. Bonaventure
A	0	--	--

*Date of last occurrence if multiple

CAREER FIRSTS

NEW MEXICO			OVERALL		
STAT	DATE	OPPONENT	STAT	DATE	OPPONENT
GAME	2/18/22	Oregon State	GAME	1/30/21	Salt Lake CC
START	2/18/22	Oregon State	START	1/30/21	Salt Lake CC
AT-BAT	2/18/22	Oregon State	AT-BAT	1/30/21	Salt Lake CC
RUN	3/4/22	San Jose State	RUN	1/30/21	Salt Lake CC
HIT	2/18/22	Gonzaga	HIT	1/30/21	Salt Lake CC
DOUBLE	2/18/22	Gonzaga	DOUBLE	1/30/21	Salt Lake CC
TRIPLE	--	--	TRIPLE	1/31/21	Southern Idaho
HOME RUN	3/23/22	Arizona	HOME RUN	2/8/21	Colorado Northwest
RBI	2/18/22	Gonzaga	RBI	1/30/21	Salt Lake CC
STOLEN BASE	--	--	STOLEN BASE	--	--
WALK OFF	--	--	WALK OFF	--	--

2023 SEASON HIGHLIGHTS

-Had the winning hit in UNM's run-rule victory over St. Bonaventure on March 5.
 -Hit first home run of the season on Feb. 25 against Northern Colo.
 -Made season debut on Feb. 18 against UC Santa Barbara.



UNIVERSITY OF NEW MEXICO

2023 BASEBALL



ISAAC GALLEGOS

#27

Pos: PITCHER Cl: JUNIOR Ht: 6-3 Wt: 215 B/T: R/R Exp: JC
2022 - TRINIDAD STATE COLLEGE - SOPHOMORE
2021 - TRINIDAD STATE COLLEGE - FRESHMAN
HOMETOWN: GRANTS, N.M. - HIGH SCHOOL: GRANTS ('20)

PRONUNCIATION
guy-EGG-ohs

CAREER STATISTICS

GALLEGOS, Isaac

Year	avg	ops	ab	r	h	2b	3b	hr	rbi	tb	slg%	bb	hbp	so	gdp	ob%	sf	sh	sb-at	po	a	e	fld%
2021*	1.000	15-5	2	2	2	0	0	0	0	2	1.000	0	0	0	0	1.000	0	0	1-1	2	5	0	1.000
2022*	.000	16-8	0	0	0	0	0	0	0	0	.000	0	0	0	0	.000	0	0	0-0	4	7	0	1.000
2023	.000	5-5	0	0	0	0	0	0	0	0	.000	0	0	0	0	.000	0	0	0-0	2	3	0	1.000
TOTAL	.000	5-5	0	0	0	0	0	0	0	0	.000	0	0	0	0	.000	0	0	0-0	2	3	0	1.000
All*	1.000	36-18	2	2	2	0	0	0	0	2	1.000	0	0	0	0	1.000	0	0	1-1	8	15	0	1.000

Year	era	w-l	app	gs	cq	sho	sv	ip	h	r	er	bb	so	2b	3b	hr	bf	bavg	wp	hbp	bk	sfa	sha
2021*	7.24	3-5	15	5	0	0/0	0	54.2	70	60	44	29	80	0	0	12	0	.320	15	8	0	0	0
2022*	3.05	12-2	16	8	5	1/0	0	97.1	73	44	33	25	138	0	0	9	0	.201	7	14	0	0	0
2023	2.17	4-0	5	5	0	0/0	0	29.0	17	9	7	8	26	1	0	2	114	.163	4	2	0	0	0
TOTAL	2.17	4-0	5	5	0	0/0	0	29.0	17	9	7	8	26	1	0	2	114	.163	4	2	0	0	0
All*	4.18	19-7	36	18	5	1/0	0	181.0	160	113	84	62	244	1	0	23	114	.233	26	24	0	0	0

* Statistics from prior team/school

2023 GAME-BY-GAME STATISTICS

#27 GALLEGOS, Isaac - 3 games (All games)

Date	Opponent	Pos	AB	R	H	RBI	2B	3B	HR	BB	SB	CS	HBP	SAC	SF	GDP	K	PO	A	E	Avg
2/25/2023	NORTHERN COLORA	*p	0	0	0	0	0	0	0	0	0	0	0	0	0	0	0	0	1	0	.000
3/12/2023	AIR FORCE	*p	0	0	0	0	0	0	0	0	0	0	0	0	0	0	0	1	1	0	.000
3/19/2023	at Fresno State	*p	0	0	0	0	0	0	0	0	0	0	0	0	0	0	0	1	1	0	.000
Totals		3gs	0	0	0	0	0	0	0	0	0	0	0	0	0	0	0	2	3	0	.000

On base pct. .000 • Slugging pct. .000

#27 GALLEGOS, Isaac - 5 appearances (All games)

Date	Opponent	GS	IP	H	R	ER	BB	SO	2B	3B	HR	WP	BK	HBP	IBB	Score	W-L	Sv	ERA	NP
2/19/2023	vs Oregon State	*	5.0	2	1	1	3	4	0	0	0	0	0	1	0	6-14	0-0	0	1.80	78
2/25/2023	NORTHERN COLORADO	*	5.0	2	2	2	1	4	0	0	0	2	0	0	0	18-2	1-0	0	2.70	61
3/5/2023	ST. BONAVENTURE	*	5.0	3	0	0	0	5	0	0	0	1	0	0	0	16-6	2-0	0	1.80	64
3/12/2023	AIR FORCE	*	6.0	5	4	4	3	6	1	0	0	0	0	1	0	11-4	3-0	0	3.00	108
3/19/2023	at Fresno State	*	8.0	5	2	0	1	7	0	0	0	3	0	0	0	7-2	4-0	0	2.17	115
Totals		5	29.0	17	9	7	8	26	1	0	2	4	0	2	0	58-28	4-0	0	2.17	-

CAREER FIRSTS

STAT	NEW MEXICO	DATE	OPPONENT	STAT	OVERALL	DATE	OPPONENT
GAME		2/19/23	Oregon State	GAME		1/28/21	Carl Albert State Coll.
START		2/19/23	Oregon State	START		1/28/21	Carl Albert State Coll.
WIN		2/25/23	Northern Colorado	WIN		2/22/21	Williston State Coll.
LOSS		--	--	LOSS		2/3/21	Frank Phillips Coll.
SAVE		--	--	SAVE		--	--
STRIKEOUT		2/19/23	Oregon State	STRIKEOUT		1/28/21	Carl Albert State Coll.
CG		--	--	CG		2/13/22	Wayland Baptist
SHUTOUT		--	--	SHUTOUT		2/19/22	CSU Fort Collins

CAREER SINGLE-GAME BESTS

STAT	NEW MEXICO	DATE	OVERALL	DATE
IP	8.0	3/19/23	9.0	5/6/22
SO	7	3/19/23	14	5/6/22
ERA	0.00	(2)3/19/23	0.00	(10)3/19/23
PITCHES	115	3/19/23	N/A	--
PO	1 (2)	3/19/23	2	3/16/21
A	1 (3)	3/19/23	2 (2)	5/12/22

*Date of last occurrence if (multiple)

*Minimum 2.0 IP to qualify for ERA

2023 SEASON SINGLE-GAME BESTS

STAT	AMT.	DATE	OPPONENT
IP	8.0	3/19/23	Fresno State
SO	7	3/19/23	Fresno State
ERA	0.00	(2)3/19/23	Fresno State
PITCHES	115	3/19/23	Fresno State
PO	1 (2)	3/19/23	Fresno State
A	1 (3)	3/19/23	Fresno State

*Date of last occurrence if multiple

2023 SEASON HIGHLIGHTS

- Named M.W. Pitcher of the Week after fourth straight victory with 8.0 stellar innings at Fresno State on March 19.
- Earned third straight win with a season-high six innings and six strikeouts on March 12 vs. Air Force.
- Won second straight game with five shutout innings on March 5 against St. Bonaventure.
- Earned first win as a Lobo on Feb. 25 against Northern Colorado.
- Made Lobo debut on Feb. 19 against No. 23 Oregon State.



UNIVERSITY OF NEW MEXICO

2023 BASEBALL



SEBASTIAN KIRCHNER

#28

Pos: PITCHER CL: JUNIOR HT: 6-0 WT: 180 B/T: R/R Exp: TR

2022 - CAL POLY - SOPHOMORE

2021 - FOLSOM LAKE COMMUNITY COLLEGE - FRESHMAN

2020 - FOLSOM LAKE COMMUNITY COLLEGE - FRESHMAN (COVID)

HOMETOWN: ROCKLIN, CALIF. - HIGH SCHOOL: ROCKLIN ('19)

PRONUNCIATION
KURSH-nurr

CAREER STATISTICS

KIRCHNER, Sebastian

Year	avg	gp-gs	ab	r	h	2b	3b	hr	rbi	tb	slg%	bb	hbp	so	gdp	ob%	sf	sh	sb-att	po	a	e	fld%
2021*	.000	1-0	0	0	0	0	0	0	0	0	.000	0	0	0	0	.000	0	0	0-0	0	0	0	.000
2022*	.000	3-0	0	0	0	0	0	0	0	0	.000	0	0	0	0	.000	0	0	0-0	0	2	0	1.000
All*	.000	4-0	0	0	0	0	0	0	0	0	.000	0	0	0	0	.000	0	0	0-0	0	2	0	1.000

Year	era	w-l	app	gs	cq	sho	sv	ip	h	r	er	bb	so	2b	3b	hr	bf	bavg	wp	hbp	bk	sfa	sha
2021*	0.00	0-0	1	0	0	0/0	0	1.2	0	2	0	2	4	0	0	0	0	.000	2	1	0	0	0
2022*	9.00	0-0	3	0	0	0/0	0	4.0	7	4	4	2	5	0	0	1	22	99.000	0	2	0	0	0
All*	6.35	0-0	4	0	0	0/0	0	5.2	7	6	4	4	9	0	0	1	22	1.167	2	3	0	0	0

* Statistics from prior team/school

2023 GAME-BY-GAME STATISTICS

CAREER SINGLE-GAME BESTS

STAT	NEW MEXICO		OVERALL	
	AMT.	DATE	AMT.	DATE
IP	0	--	2.0	4/9/22
SO	0	--	4	4/23/21
ERA	0	--	13.50	4/9/22
PITCHES	0	--	56	4/23/21
PO	0	--	0	--
A	0	--	1 (2)	4/9/22

*Date of last occurrence if (multiple)

*Minimum 2.0 IP to qualify for ERA

2023 SEASON SINGLE-GAME BESTS

STAT	AMT.	DATE	OPPONENT
IP	0	--	--
SO	0	--	--
ERA	0	--	--
PITCHES	0	--	--
PO	0	--	--
A	0	--	--

*Date of last occurrence if multiple

2023 SEASON HIGHLIGHTS

CAREER FIRSTS

NEW MEXICO			OVERALL		
STAT	DATE	OPPONENT	STAT	DATE	OPPONENT
GAME START	--	--	GAME START	4/23/21	Cosumnes River
WIN	--	--	WIN	--	--
LOSS	--	--	LOSS	--	--
SAVE	--	--	SAVE	--	--
STRIKEOUT	--	--	STRIKEOUT	4/23/21	Cosumnes River
CG	--	--	CG	--	--
SHUTOUT	--	--	SHUTOUT	--	--



UNIVERSITY OF NEW MEXICO

2023 BASEBALL



CALEB HERD

#29

Pos: CATCHER Cl: FRESHMAN Ht: 5-9 Wt: 178 B/T: R/R Exp: HS
HOMETOWN: VAIL, ARIZ. - HIGH SCHOOL: CIENEGA ('22)

CAREER STATISTICS

HERD, Caleb																	
Year	avg	op-gs	ab	r	h	2b	3b	hr	rbi	tb	slg%	bb	hbp	so	gdp	ob%	sf
2023	.400	6-0	5	2	2	1	0	0	1	3	.600	2	0	0	0	.571	0
TOTAL	.400	6-0	5	2	2	1	0	0	1	3	.600	2	0	0	0	.571	0

2023 GAME-BY-GAME STATISTICS

#29 HERD, Caleb - 6 games (All games)																	
Date	Opponent	Pos	AB	R	H	RBI	2B	3B	HR	BB	SB	CS	HBP	SAC	SF	GDP	K
2/19/2023	vs Oregon State	ph	1	0	0	0	0	0	0	0	0	0	0	0	0	0	0
2/24/2023	NORTHERN COLORADO	c	2	0	1	0	0	0	0	1	0	0	0	0	0	0	4
2/25/2023	NORTHERN COLORADO	ph/c	1	1	1	0	1	0	0	0	0	0	0	0	0	0	1
3/4/2023	ST. BONAVENTURE-1	ph	0	0	0	0	0	0	0	1	0	0	0	0	0	0	0
3/4/2023	ST. BONAVENTURE-2	pr/c	1	1	0	1	0	0	0	0	0	0	0	0	0	0	3
3/5/2023	ST. BONAVENTURE	c	0	0	0	0	0	0	0	0	0	0	0	0	0	0	0
Totals		Ogs	5	2	2	1	1	0	0	2	0	0	0	0	0	0	8

CAREER FIRSTS

NEW MEXICO

STAT	DATE	OPPONENT
GAME	2/19/23	Oregon State
START	--	--
AT-BAT	2/19/23	Oregon State
RUN	2/25/23	Northern Colorado
HIT	2/24/23	Northern Colorado
DOUBLE	2/25/23	Northern Colorado
TRIPLE	--	--
HOME RUN	--	--
RBI	3/4/23	St. Bonaventure
STOLEN BASE	--	--
WALK OFF	--	--

CAREER SINGLE-GAME BESTS

STAT	AMT.	DATE
AB	2	2/24/23
R	1 (2)	3/4/23
H	1 (2)	2/25/23
RBI	1	3/4/23
2B	1	2/25/23
3B	0	--
HR	0	--
BB	1 (2)	3/4/23
SB	0	--
PO	4	2/24/23
A	0	--

*Date of last occurrence if (multiple)

2023 SEASON SINGLE-GAME BESTS

STAT	AMT.	DATE	OPPONENT
AB	2	2/24/23	Northern Colo.
R	1 (2)	3/4/23	St. Bonaventure
H	1 (2)	2/25/23	Northern Colo.
RBI	1	3/4/23	St. Bonaventure
2B	1	2/25/23	Northern Colo.
3B	0	--	--
HR	0	--	--
BB	1 (2)	3/4/23	St. Bonaventure
SB	0	--	--
PO	4	2/24/23	Northern Colo.
A	0	--	--

*Date of last occurrence if (multiple)

2023 SEASON HIGHLIGHTS

-Had first collegiate RBI on March 4 against St. Bonaventure.
-Had first collegiate hit on Feb. 24 against Northern Colorado.
-Made collegiate debut on Feb. 19 against No. 23 Oregon State.



UNIVERSITY OF NEW MEXICO

2023 BASEBALL



REED SPENRATH

#30

Pos: FIRST BASEMAN Cl: JUNIOR Ht: 6-5 Wt: 230 B/T: L/R Exp: TR

2022 - TEXAS CHRISTIAN UNIVERSITY - SOPHOMORE

2021 - CISCO COLLEGE - REDSHIRT FRESHMAN

2020 - CISCO COLLEGE - REDSHIRT FRESHMAN (COVID)

2019 - TEXAS A&M - REDSHIRT

HOMETOWN: EL CAMPO, TEXAS - HIGH SCHOOL: EL CAMPO ('18)

CAREER STATISTICS

SPENRATH, Reed

Year	avg	op-gs	ab	r	h	2b	3b	hr	rbi	tb	slg%	bb	hbp	so	gdp	ob%	sf	sh	sb-atl	po	a	e	fld%
2020*	.479	23-23	73	24	35	5	0	7	38	61	.836	18	0	18	0	.576	1	0	4-4	121	9	3	.977
2021*	.402	58-58	194	61	78	18	3	13	70	141	.727	37	3	47	0	.498	3	0	3-4	237	11	2	.992
2022*	.209	32-25	91	12	19	3	0	4	13	34	.374	14	1	40	0	.318	1	0	1-1	26	1	1	.964
2023	.269	22-22	78	25	21	5	0	8	24	50	.641	20	1	32	1	.420	1	0	2-2	197	9	0	1.000
TOTAL	.269	22-22	78	25	21	5	0	8	24	50	.641	20	1	32	1	.420	1	0	2-2	197	9	0	1.000
All*	.351	135-128	436	122	153	31	3	32	145	286	.656	89	5	137	1	.461	6	0	10-11	581	30	6	.990

* Statistics from prior team/school

2023 GAME-BY-GAME STATISTICS

#30 SPENRATH, Reed - 22 games (All games)

Date	Opponent	Pos	AB	R	H	RBI	2B	3B	HR	BB	SB	CS	HBP	SAC	SF	GDP	K	PO	A	E	Avg
2/17/2023	vs Oregon State	*1b	5	0	1	1	1	0	0	0	0	0	0	0	0	0	2	6	0	0	.200
2/18/2023	vs UC Santa Barbara	*1b	4	0	0	0	0	0	0	0	0	0	0	0	0	0	3	7	0	0	.111
2/19/2023	vs Oregon State	*1b	4	1	1	0	1	0	0	0	0	0	0	0	0	0	1	5	0	0	.154
2/20/2023	vs Minnesota	*1b	5	0	0	0	0	0	0	0	0	0	0	0	0	0	3	12	0	0	.111
2/24/2023	NORTHERN COLORADO	*1b	4	3	3	6	0	0	3	0	0	0	0	0	0	0	1	4	1	0	.227
2/25/2023	NORTHERN COLORADO	*1b	2	1	0	0	0	0	0	3	1	0	0	0	0	0	0	8	1	0	.208
2/25/2023	NORTHERN COLORADO	*1b	2	2	1	0	0	0	0	3	0	0	0	0	0	0	0	1	7	0	.231
3/3/2023	ST. BONAVENTURE	*1b	3	4	3	3	1	0	1	2	0	0	0	0	0	0	0	12	1	0	.310
3/4/2023	ST. BONAVENTURE-1	*1b	1	1	0	1	0	0	0	3	0	0	0	0	0	1	0	0	13	0	.300
3/4/2023	ST. BONAVENTURE-2	*1b	3	1	0	0	0	0	0	1	0	0	0	0	0	0	0	1	7	0	.273
3/5/2023	ST. BONAVENTURE	*1b	2	2	1	2	1	0	0	1	1	0	0	0	0	0	0	1	3	0	.286
3/7/2023	at Texas Tech	*1b	4	0	0	0	0	0	0	0	0	0	1	0	0	0	1	11	0	0	.256
3/10/2023	AIR FORCE	*1b	5	3	3	2	1	0	1	0	0	0	0	0	0	0	0	1	11	1	.295
3/11/2023	AIR FORCE	*1b	4	1	1	1	0	0	0	1	0	0	0	0	0	0	0	2	13	1	.292
3/12/2023	AIR FORCE	*1b	4	2	2	2	0	0	1	1	0	0	0	0	0	0	0	1	11	0	.308
3/14/2023	at Grand Canyon	*1b	4	1	1	4	0	0	1	0	0	0	0	0	0	0	0	2	7	0	.304
3/17/2023	at Fresno State	*1b	3	0	0	0	0	0	0	1	0	0	0	0	0	0	0	2	8	1	.288
3/18/2023	at Fresno State	*1b	3	1	1	0	0	0	0	2	0	0	0	0	0	0	0	2	6	1	.290
3/19/2023	at Fresno State	*1b	4	0	0	0	0	0	0	0	0	0	0	0	0	0	0	4	12	1	.273
Mar 21	NEW MEXICO STATE	*1b	3	0	0	0	0	0	0	1	0	0	0	0	0	0	0	3	15	0	.261
3/24/2023	at Nevada	*1b	4	0	0	0	0	0	0	1	0	0	0	0	0	0	0	1	8	1	.247
3/25/2023	at Nevada	*1b	5	2	3	1	0	0	1	0	0	0	0	0	0	0	0	1	11	0	.269
Totals		22gs	78	25	21	24	5	0	8	20	2	0	1	0	1	1	32	197	9	0	.269

CAREER FIRSTS

NEW MEXICO			OVERALL		
STAT	DATE	OPPONENT	STAT	DATE	OPPONENT
GAME	2/17/23	Oregon State	GAME	1/29/20	Brookhaven Coll.
START	2/17/23	Oregon State	START	1/29/20	Brookhaven Coll.
AT-BAT	2/17/23	Oregon State	AT-BAT	1/29/20	Brookhaven Coll.
RUN	2/17/23	Oregon State	RUN	1/29/20	Brookhaven Coll.
HIT	2/17/23	Oregon State	HIT	1/29/20	Brookhaven Coll.
DOUBLE	2/17/23	Oregon State	DOUBLE	2/8/20	Wayland Baptist
TRIPLE	2/17/23	Oregon State	TRIPLE	2/21/21	Howard Payne
HOME RUN	2/24/23	Northern Colorado	HOME RUN	1/29/20	Brookhaven Coll.
RBI	2/17/23	Oregon State	RBI	1/29/20	Brookhaven Coll.
STOLEN BASE	2/25/23	Northern Colorado	STOLEN BASE	2/8/20	Wayland Baptist
WALK OFF	--	--	WALK OFF	--	--

CAREER SINGLE-GAME BESTS

STAT	NEW MEXICO		OVERALL	
	AMT.	DATE	AMT.	DATE
AB	5 (4)	3/25/23	6	3/6/20
R	4	3/3/23	4 (3)	3/3/23
H	3 (4)	3/25/23	4 (3)	5/2/21
RBI	6	2/24/23	6	2/24/23
2B	1 (5)	3/10/23	2 (3)	4/14/21
3B	0	--	1 (3)	5/2/21
HR	3	2/24/23	3	2/24/23
BB	3 (2)	2/25/23	3 (4)	2/25/23
SB	1 (2)	3/5/23	2	2/12/20
PO	15	3/21/23	15	3/21/23
A	1 (8)	3/19/23	2 (2)	3/7/20

*Date of last occurrence if (multiple)

2023 SEASON SINGLE-GAME BESTS

STAT	AMT.	DATE	OPPONENT
AB	5 (4)	3/25/23	Nevada
R	4	3/3/23	St. Bonaventure
H	3 (4)	3/25/23	Nevada
RBI	6	2/24/23	Northern Colo.
2B	1 (5)	3/10/23	Air Force
3B	0	--	--
HR	3	2/24/23	Northern Colo.
BB	3 (2)	2/25/23	Northern Colo.
SB	1 (2)	3/5/23	St. Bonaventure
PO	15	3/21/23	New Mexico St.
A	1 (8)	3/19/23	Fresno State

*Date of last occurrence if multiple

2023 SEASON HIGHLIGHTS

-Hit Mountain West-leading eighth HR of the season on March 25 at Nevada.
-Had a career-high 15 putouts on March 21 vs. New Mexico State.
-Hit the Lobos' first grand slam of the year on March 14 at Grand Canyon.
-Reached base in 14 consecutive games from Feb. 24-March 19.
-Matched career high with four runs scored on March 3 against St. Bonaventure.
-Had a career-high three home runs and six RBIs on Feb. 24 against Northern Colorado.
-Made Lobo debut on Feb. 17 against Oregon State.



UNIVERSITY OF NEW MEXICO

2023 BASEBALL



JACK DEDONATO

#31

Pos: PITCHER Cl: REDSHIRT FRESHMAN Ht: 6-4 Wt: 235 B/T: L/L Exp: RS
2022 - WASHINGTON STATE UNIVERSITY - REDSHIRT
HOMETOWN: MERCER ISLAND, WASH. - HIGH SCHOOL: MERCER ISLAND ('21)

PRONUNCIATION
dee-duh-NAH-toe

CAREER STATISTICS

CAREER SINGLE-GAME BESTS

STAT	AMT.	DATE
IP	0	--
SO	0	--
ERA	0	--
PITCHES	0	--
PO	0	--
A	0	--

*Date of last occurrence if (multiple)

*Minimum 2.0 IP to qualify for ERA

2023 GAME-BY-GAME STATISTICS

2023 SEASON SINGLE-GAME BESTS

STAT	AMT.	DATE	OPPONENT
IP	0	--	--
SO	0	--	--
ERA	0	--	--
PITCHES	0	--	--
PO	0	--	--
A	0	--	--

*Date of last occurrence if multiple

CAREER FIRSTS NEW MEXICO

STAT	DATE	OPPONENT
GAME	--	--
START	--	--
WIN	--	--
LOSS	--	--
SAVE	--	--
STRIKEOUT	--	--
CG	--	--
SHUTOUT	--	--

2023 SEASON HIGHLIGHTS



UNIVERSITY OF NEW MEXICO

2023 BASEBALL



MATTHEW DINAE

#32

Pos: PITCHER Cl: FRESHMAN Ht: 6-5 Wt: 245 B/T: L/L Exp: HS
HOMETOWN: ALBUQUERQUE, N.M. - HIGH SCHOOL: LA CUEVA ('22)

PRONUNCIATION
dih-NAY

CAREER STATISTICS

CAREER SINGLE-GAME BESTS

STAT	AMT.	DATE
IP	0	--
SO	0	--
ERA	0	--
PITCHES	0	--
PO	0	--
A	0	--

*Date of last occurrence if (multiple)

*Minimum 2.0 IP to qualify for ERA

2023 GAME-BY-GAME STATISTICS

2023 SEASON SINGLE-GAME BESTS

STAT	AMT.	DATE	OPPONENT
IP	0	--	--
SO	0	--	--
ERA	0	--	--
PITCHES	0	--	--
PO	0	--	--
A	0	--	--

*Date of last occurrence if multiple

CAREER FIRSTS

NEW MEXICO

STAT	DATE	OPPONENT
GAME	--	--
START	--	--
WIN	--	--
LOSS	--	--
SAVE	--	--
STRIKEOUT	--	--
CG	--	--
SHUTOUT	--	--

2023 SEASON HIGHLIGHTS



UNIVERSITY OF NEW MEXICO

2023 BASEBALL



DYLAN DITZENBERGER

#33

Pos: THIRD BASEMAN Cl: SENIOR Ht: 6-0 Wt: 195 B/T: L/R Exp: TR

2022 - KANSAS - JUNIOR

2021 - KANSAS - SOPHOMORE

2020 - KANSAS - SOPHOMORE (COVID)

2019 - KANSAS - REDSHIRT FRESHMAN

2018 - KANSAS - REDSHIRT

HOMETOWN: ALLEN, TEXAS - HIGH SCHOOL: ALLEN ('17)

CAREER STATISTICS

DITZENBERGER, Dylan

Year	avg	gp-gs	ab	r	h	2b	3b	hr	rbi	tb	slg%	bb	hbp	so	gdp	ob%	sf	sh	sb-at	po	a	e	fld%
2019*	.228	52-52	145	24	33	5	1	0	21	40	.276	22	3	32	0	.333	4	3	4-5	209	21	4	.983
2020*	.152	12-12	33	3	5	0	0	0	4	5	.152	4	0	9	0	.243	0	2	1-1	43	3	0	1.000
2021*	.274	55-55	197	23	54	10	1	3	31	75	.381	13	3	34	0	.324	3	5	6-7	261	39	2	.993
2022*	.262	47-47	168	30	44	9	0	1	16	56	.333	22	4	31	0	.361	0	4	10-12	31	69	7	.935
2023	.473	22-22	93	36	44	7	1	1	23	56	.602	11	0	12	1	.524	1	1	4-4	12	41	1	.981
TOTAL	.473	22-22	93	36	44	7	1	1	23	56	.602	11	0	12	1	.524	1	1	4-4	12	41	1	.981
All*	.283	188-188	636	116	180	31	3	5	95	232	.365	72	10	118	1	.361	8	15	25-29	556	173	14	.981

* Statistics from prior team/school

2023 GAME-BY-GAME STATISTICS

#33 DITZENBERGER, Dylan - 22 games (All games)

Date	Opponent	Pos	AB	R	H	RBI	2B	3B	HR	BB	SB	CS	HBP	SAC	SF	GDP	K	PO	A	E	Avg
2/17/2023	vs Oregon State	*3b	6	2	4	3	1	0	0	0	0	0	0	0	0	0	1	0	2	0	.667
2/18/2023	vs UC Santa Barbara	*3b	4	1	2	0	0	0	0	0	0	0	0	0	0	0	0	1	2	1	.600
2/19/2023	vs Oregon State	*3b	4	1	2	0	0	0	0	0	0	0	0	0	0	0	0	0	1	0	.571
2/20/2023	vs Minnesota	*3b	5	1	0	0	0	0	0	1	0	0	0	0	0	0	1	1	0	2	.421
2/24/2023	NORTHERN COLORA	*3b	3	4	3	3	0	0	0	1	1	0	0	0	0	0	0	0	0	0	.500
2/25/2023	NORTHERN COLORA	*3b	3	4	1	1	0	0	0	2	1	0	0	0	0	0	0	0	4	0	.480
2/25/2023	NORTHERN COLORA	*3b	2	3	2	2	1	0	0	1	0	0	0	0	1	0	0	0	2	0	.519
3/3/2023	ST. BONAVENTURE	*3b	4	2	1	1	0	0	0	1	1	0	0	0	0	0	1	0	4	0	.484
3/4/2023	ST. BONAVENTURE-1	*3b	4	2	2	0	0	0	0	1	0	0	0	0	0	0	1	1	3	0	.486
3/4/2023	ST. BONAVENTURE-2	*3b	4	3	3	3	0	0	0	0	0	0	0	0	0	0	0	0	1	0	.513
3/5/2023	ST. BONAVENTURE	*3b	3	1	1	2	0	0	1	0	0	0	0	0	1	0	0	1	0	3	.500
3/7/2023	at Texas Tech	*3b	3	0	1	0	0	0	0	0	0	0	0	0	0	0	0	1	0	0	.489
3/10/2023	AIR FORCE	*3b	5	1	4	0	1	1	0	0	0	0	0	0	0	0	0	2	1	1	.520
3/11/2023	AIR FORCE	*3b	5	1	1	3	0	1	0	1	0	0	0	0	0	0	0	0	2	1	.491
3/12/2023	AIR FORCE	*3b	5	1	3	0	0	0	0	0	0	0	0	0	0	0	0	1	1	2	.500
3/14/2023	at Grand Canyon	*3b	5	1	1	0	0	0	0	0	0	0	0	0	0	0	0	0	0	0	.477
3/17/2023	at Fresno State	*3b	5	1	4	0	1	0	0	0	0	0	0	0	0	0	0	0	3	0	.500
3/18/2023	at Fresno State	*3b	5	1	2	1	0	0	0	0	0	0	0	0	0	0	2	1	0	0	.493
3/19/2023	at Fresno State	*3b	5	1	2	1	0	0	0	0	0	0	0	0	0	0	1	2	0	0	.488
Mar 21	NEW MEXICO STATE	*3b	3	0	1	0	0	0	0	1	1	0	0	0	0	0	1	0	3	0	.482
3/24/2023	at Nevada	*3b	4	2	1	0	1	0	0	1	0	0	0	0	0	0	0	0	3	0	.471
3/25/2023	at Nevada	*3b	6	3	3	3	2	0	0	0	0	0	0	0	0	0	0	1	5	0	.473
Totals		22gs	93	36	44	23	7	1	1	11	4	0	0	1	1	1	12	12	41	1	.473

CAREER FIRSTS

NEW MEXICO			OVERALL		
STAT	DATE	OPPONENT	STAT	DATE	OPPONENT
GAME	2/17/23	Oregon State	GAME	2/18/19	USC Upstate
START	2/17/23	Oregon State	START	2/23/19	Texas Southern
AT-BAT	2/17/23	Oregon State	AT-BAT	2/18/19	USC Upstate
RUN	2/17/23	Oregon State	RUN	2/23/19	Texas Southern
HIT	2/17/23	Oregon State	HIT	2/18/19	USC Upstate
DOUBLE	2/17/23	Oregon State	DOUBLE	2/23/19	Texas Southern
TRIPLE	3/11/23	Air Force	TRIPLE	5/17/19	Kansas State
HOME RUN	3/5/23	St. Bonaventure	HOME RUN	4/24/21	TCU
RBI	2/17/23	Oregon State	RBI	2/18/19	USC Upstate
STOLEN BASE	2/24/23	Northern Colorado	STOLEN BASE	3/20/19	Wichita State
WALK OFF	--	--	WALK OFF	4/13/19	Oklahoma State

CAREER SINGLE-GAME BESTS

STAT	NEW MEXICO		OVERALL	
	AMT.	DATE	AMT.	DATE
AB	6 (2)	3/25/23	7 (2)	4/23/22
R	4 (2)	2/25/23	4 (2)	2/25/23
H	4 (3)	3/17/23	4 (7)	3/17/23
RBI	3 (5)	3/25/23	4	3/20/21
2B	2	3/25/23	2 (2)	3/25/23
3B	1	3/11/23	1 (2)	5/9/21
HR	1	3/5/23	1 (5)	3/5/23
BB	2	2/25/23	3	2/19/22
SB	1 (3)	3/3/23	1 (24)	3/3/23
PO	2 (4)	3/19/23	13	3/19/21
A	5	3/25/23	6	5/20/22

*Date of last occurrence if (multiple)

2023 SEASON SINGLE-GAME BESTS

STAT	AMT.	DATE	OPPONENT
AB	6 (2)	3/25/23	Nevada
R	4 (2)	2/24/23	Northern Colo.
H	4 (3)	3/17/23	Fresno State
RBI	3 (5)	3/25/23	Nevada
2B	2	3/25/23	Nevada
3B	1	3/11/23	Air Force
HR	1	3/5/23	St. Bonaventure
BB	2	2/25/23	Northern Colo.
SB	1 (3)	3/3/23	St. Bonaventure
PO	2 (4)	3/17/23	Fresno State
A	5	3/25/23	Nevada

*Date of last occurrence if multiple

2023 SEASON HIGHLIGHTS

- Had second-career multi-double game on March 25 at Nevada.
- Extended reached-base streak to 36 games and hitting streak to 18 games (March 25).
- Had third four-hit game on March 17 at Fresno State
- Matched career high with four hits on March 10 vs. Air Force.
- Ranked No. 5 in NCAA in runs (31) and No. 2 in runs per game (1.63) as of March 21.
- Hit first home run as a Lobo on March 5 against St. Bonaventure.
- Made Lobo debut on Feb. 17 against No. 23 Oregon State, collecting four hits.



UNIVERSITY OF NEW MEXICO

2023 BASEBALL



LENNY JUNIOR ASHBY

#34

Pos: OUTFIELDER Cl: JUNIOR Ht: 5-7 Wt: 210 B/T: L/L Exp: 1v

2022 - NEW MEXICO - SOPHOMORE

2021 - ODESSA COLLEGE - FRESHMAN

2020 - ODESSA COLLEGE - FRESHMAN (COVID)

HOMETOWN: ORANJESTAD, ARUBA - HIGH SCHOOL: MARIA COLLEGE MAVO ('18)

2022
Mountain West
2nd-Team
All-Conference

CAREER STATISTICS

ASHBY, Lenny Junior

Year	avg	gp	gs	ab	r	h	2b	3b	hr	rbi	tb	slg%	bb	hbp	so	gdp	ob%	sf	sh	sb	att	po	a	e	fld%
2020*	.453	22-22		64	26	29	8	3	5	32	58	.906	15	1	8	0	.549	2	0	1-3		33	0	1	.971
2021*	.399	46-46		168	49	67	16	0	10	46	113	.673	25	7	26	0	.495	0	0	0-0		61	1	1	.984
2022	.342	54-54		219	42	75	18	1	17	59	146	.667	21	6	35	2	.406	5	0	3-3		87	1	1	.989
2023	.337	22-22		89	15	30	7	0	2	27	43	.483	10	3	9	3	.413	2	0	0-1		8	0	0	1.000
TOTAL	.341	76-76		308	57	105	25	1	19	86	189	.614	31	9	44	5	.408	7	0	3-4		95	1	1	.990
All*	.372	144-144		540	132	201	49	4	34	164	360	.667	71	17	78	5	.454	9	0	4-7		189	2	3	.985

* Statistics from prior team/school

2023 GAME-BY-GAME STATISTICS

#34 ASHBY, Lenny Junior - 22 games (All games)

Date	Opponent	Pos	AB	R	H	RBI	2B	3B	HR	BB	SB	CS	HBP	SAC	SF	GDP	K	PO	A	E	Avg
2/17/2023	vs Oregon State	*dh	4	0	1	0	0	0	0	2	0	0	0	0	0	0	0	1	0	0	.250
2/18/2023	vs UC Santa Barbara	*of	3	0	2	2	0	0	0	1	0	0	0	0	0	0	0	1	0	0	.429
2/19/2023	vs Oregon State	*of	4	0	2	1	0	0	0	0	0	0	0	0	0	0	1	5	0	0	.455
2/20/2023	vs Minnesota	*dh	6	1	1	2	0	0	1	0	0	0	0	0	0	0	1	2	0	0	.353
2/24/2023	NORTHERN COLORA	*dh	3	2	1	1	0	0	0	1	0	0	0	0	0	0	0	0	0	0	.350
2/25/2023	NORTHERN COLORA	*of	5	0	2	3	0	0	0	0	0	1	0	0	0	0	0	1	0	0	.360
2/25/2023	NORTHERN COLORA	*dh	3	2	2	5	0	0	0	0	0	0	0	0	1	0	0	0	0	0	.393
3/3/2023	ST. BONAVENTURE	*dh	5	1	2	1	0	0	0	0	0	0	0	0	0	0	0	0	0	0	.394
3/4/2023	ST. BONAVENTURE-1	*of	4	0	2	4	1	0	0	0	0	0	0	0	0	0	0	0	0	0	.405
3/4/2023	ST. BONAVENTURE-2	*dh	1	2	0	0	0	0	0	2	0	0	0	0	0	0	0	0	0	0	.395
3/5/2023	ST. BONAVENTURE	*dh	4	2	2	0	1	0	0	1	0	0	0	0	0	0	0	0	0	0	.405
3/7/2023	at Texas Tech	*dh	4	1	3	1	0	0	1	1	0	0	0	0	0	0	0	0	0	0	.435
3/10/2023	AIR FORCE	*dh	6	0	1	1	1	0	0	0	0	0	0	0	0	0	1	2	0	0	.404
3/11/2023	AIR FORCE	*dh	5	1	0	1	0	0	0	0	0	0	0	0	0	0	0	0	0	0	.368
3/12/2023	AIR FORCE	*dh	5	1	3	1	2	0	0	0	0	0	0	0	0	0	0	1	0	0	.387
3/14/2023	at Grand Canyon	*dh	5	1	2	0	0	0	0	0	0	0	0	0	0	0	0	1	0	0	.388
3/17/2023	at Fresno State	*dh	5	0	1	0	0	0	0	0	0	0	0	0	0	0	0	0	0	0	.375
3/18/2023	at Fresno State	*dh	3	0	0	1	0	0	0	1	0	0	0	1	0	0	0	0	0	0	.360
3/19/2023	at Fresno State	*dh	3	0	0	0	0	0	0	0	0	0	1	0	0	0	0	0	0	0	.346
Mar 21	NEW MEXICO STATE	*of	4	0	0	0	0	0	0	0	0	0	0	0	0	0	0	1	0	0	.329
3/24/2023	at Nevada	*dh	3	1	2	3	1	0	0	0	0	0	1	0	1	0	1	0	0	0	.341
3/25/2023	at Nevada	*dh	4	0	1	0	1	0	0	1	0	0	0	0	0	0	0	0	0	0	.337
Totals		22gs	89	15	30	27	7	0	2	10	0	1	3	0	2	3	9	8	0	0	.337

CAREER FIRSTS

STAT	DATE	OPPONENT	STAT	DATE	OPPONENT
GAME	2/18/22	Oregon State	GAME	2/1/20	Cisco Coll.
START	2/18/22	Oregon State	START	2/1/20	Cisco Coll.
AT-BAT	2/18/22	Oregon State	AT-BAT	2/1/20	Cisco Coll.
RUN	2/19/22	Gonzaga	RUN	2/1/20	Cisco Coll.
HIT	2/18/22	Gonzaga	HIT	2/1/20	Cisco Coll.
DOUBLE	3/5/22	Air Force	DOUBLE	2/7/20	Murray State Coll.
TRIPLE	3/27/22	Holy Cross	TRIPLE	2/7/20	Laredo Coll.
HOME RUN	2/26/22	Holy Cross	HOME RUN	2/8/20	Western Oklahoma St.
RBI	2/25/22	Gonzaga	RBI	2/1/20	Cisco Coll.
STOLEN BASE	2/18/22	--	STOLEN BASE	2/8/20	Coastal Bend Coll.
WALK OFF	--	--	WALK OFF	--	--

CAREER SINGLE-GAME BESTS

STAT	AMT.	DATE	AMT.	DATE
AB	6 (3)	2/20/23	7	4/6/21
R	3	5/10/22	3 (11)	5/10/22
H	4	4/29/22	4 (5)	4/29/22
RBI	5 (2)	2/25/23	6	2/29/21
2B	2 (2)	3/12/22	2 (4)	4/5/22
3B	1	3/27/22	1 (4)	3/27/22
HR	2	5/10/22	2	5/10/22
BB	2 (3)	3/4/23	3 (2)	5/1/21
SB	1	4/23/22	1 (4)	4/23/22
PO	5	2/19/23	5 (3)	2/19/23
A	1	5/19/22	1 (2)	5/19/22

*Date of last occurrence if (multiple)

2023 SEASON SINGLE-GAME BESTS

STAT	AMT.	DATE	OPPONENT
AB	6	2/20/23	Minnesota
R	2 (4)	3/5/23	St. Bonaventure
H	3 (2)	3/12/23	Air Force
RBI	5	2/25/23	Northern Colo.
2B	2	3/12/23	Air Force
3B	0	--	--
HR	1 (2)	3/7/23	Texas Tech
BB	2 (2)	3/4/23	St. Bonaventure
SB	0	--	--
PO	5	2/19/23	Oregon State
A	0	--	--

*Date of last occurrence if (multiple)

2023 SEASON HIGHLIGHTS

- Reached 200 collegiate hits on March 24 at Nevada.
- Had a season-high two doubles on March 12 vs. Air Force.
- Snapped a 15-game hitting streak on March 4.
- Had a season-high five RBIs on Feb. 25 against Northern Colorado.
- Hit a go-ahead 2-run home run in B8 against Minnesota on Feb. 17, his first HR of the year.
- Matched a career-high with five put-outs on Feb. 19 vs. Oregon State.



UNIVERSITY OF NEW MEXICO

2023 BASEBALL



ARTHUR STEINKAMP

#35

Pos: PITCHER CL: JUNIOR HT: 6-0 WT: 180 B/T: L/L Exp: 3v

2022 - NEW MEXICO - SOPHOMORE

2021 - NEW MEXICO - FRESHMAN

2020 - NEW MEXICO - FRESHMAN (COVID)

HOMETOWN: LOS ALAMOS, N.M. - HIGH SCHOOL: LOS ALAMOS ('19)

PRONUNCIATION
STYNE-camp

CAREER STATISTICS

STEINKAMP, Arthur																								
Year	avg	gp-gs	ab	r	h	2b	3b	hr	rbi	tb	slg%	bb	hbp	so	gdp	ob%	sf	sh	sb-atl	po	a	e	fld%	
2020	.000	0-0	0	0	0	0	0	0	0	0	.000	0	0	0	0	.000	0	0	0-0	1	2	0	1.000	
2021	.000	0-0	0	0	0	0	0	0	0	0	.000	0	0	0	0	.000	0	0	0-0	0	2	0	1.000	
2022	.000	4-0	0	0	0	0	0	0	0	0	.000	0	0	0	0	.000	0	0	0-0	1	1	0	1.000	
2023	.000	3-0	0	0	0	0	0	0	0	0	.000	0	0	0	0	.000	0	0	0-0	0	1	0	1.000	
TOTAL	.000	7-0	0	0	0	0	0	0	0	0	.000	0	0	0	0	.000	0	0	0-0	2	6	0	1.000	
Year	era	w-l	app	gs	cq	sho	sv	ip	h	r	er	bb	so	2b	3b	hr	bf	bavg	wp	hbp	bk	sfa	sha	
2020	5.40	1-0	4	0	0	0/0	0	5.0	6	3	3	0	2	1	0	0	22	.286	2	1	0	0	0	
2021	9.82	0-0	9	0	0	0/0	0	7.1	8	8	8	2	8	2	1	1	33	.276	1	2	0	0	0	
2022	24.30	0-0	4	0	0	0/0	0	3.1	11	15	9	2	2	2	1	1	28	.458	1	2	0	0	0	
2023	3.18	0-0	3	0	0	0/0	0	5.2	6	2	2	3	3	1	0	0	24	.316	0	2	0	0	0	
TOTAL	9.28	1-0	20	0	0	0/0	0	21.1	31	28	22	7	15	6	2	2	107	.333	4	7	0	0	0	

2023 GAME-BY-GAME STATISTICS

#35 STEINKAMP, Arthur - 1 game (All games)																						
Date	Opponent	Pos	AB	R	H	RBI	2B	3B	HR	BB	SB	CS	HBP	SAC	SF	GDP	K	PO	A	E	Avg	
3/25/2023	at Nevada	P	0	0	0	0	0	0	0	0	0	0	0	0	0	0	0	0	1	0	.000	
Totals		Ogs	0	0	0	0	0	0	0	0	0	0	0	0	0	0	0	0	1	0	.000	

On base pct. .000 • Slugging pct. .000

#35 STEINKAMP, Arthur - 3 appearances (All games)																										
Date	Opponent	GS	IP	H	R	ER	BB	SO	2B	3B	HR	WP	BK	HBP	IBB	Score	W-L	Sv	ERA	NP						
2/25/2023	NORTHERN COLORA		2.0	3	0	0	0	1	0	0	0	0	0	0	0	18-2	0-0	0	0.00	24						
3/7/2023	at Texas Tech		2.0	3	2	2	3	2	1	0	0	0	0	0	1	3-6	0-0	0	4.50	40						
3/25/2023	at Nevada		1.2	0	0	0	0	0	0	0	0	0	0	0	1	12-1	0-0	0	3.18	12						
Totals		0	5.2	6	2	2	3	3	1	0	0	0	0	0	2	33-9	0-0	0	3.18	-						

CAREER FIRSTS

NEW MEXICO

STAT	DATE	OPPONENT
GAME START	2/17/20	Gonzaga
WIN	3/7/20	Hofstra
LOSS	--	--
SAVE	--	--
STRIKEOUT	2/28/20	BYU
CG	--	--
SHUTOUT	--	--

CAREER SINGLE-GAME BESTS

STAT	AMT.	DATE
IP	3.2	2/28/20
SO	2 (4)	3/7/23
ERA	0.00	2/25/23
PITCHES	71	2/28/20
PO	1 (2)	5/19/22
A	2	2/28/20

*Date of last occurrence if (multiple)

*Minimum 2.0 IP to qualify for ERA

2023 SEASON SINGLE-GAME BESTS

STAT	AMT.	DATE	OPPONENT
IP	2.0 (2)	3/7/23	Texas Tech
SO	2	3/7/23	Texas Tech
ERA	0.00 (2)	3/25/23	Nevada
PITCHES	40	3/7/23	Texas Tech
PO	0	--	--
A	1	3/25/23	Nevada

*Date of last occurrence if multiple

2023 SEASON HIGHLIGHTS

- Notched second scoreless outing of the year on March 25 with 1.2 perfect innings at Nevada.
- Matched career high with two strikeouts on March 7 at Texas Tech.
- Made season debut with 2.0 shutout innings against Northern Colorado on Feb. 25.



UNIVERSITY OF NEW MEXICO

2023 BASEBALL



TERRELL HUDSON

#36

Pos: PITCHER Cl: JUNIOR Ht: 6-5 Wt: 245 B/T: R/R Exp: 3v

2022 - NEW MEXICO - SOPHOMORE

2021 - NEW MEXICO - FRESHMAN

2020 - NEW MEXICO - FRESHMAN (COVID)

HOMETOWN: PHOENIX, ARIZ. - HIGH SCHOOL: GOLDWATER ('19)

PRONUNCIATION
tuh-RELL

CAREER STATISTICS

HUDSON, Terrell																								
Year	avg	op-gs	ab	r	h	2b	3b	hr	rbi	tb	slg%	bb	hbp	so	gdp	ob%	sf	sh	sb-atl	po	a	e	fld%	
2020	.250	4-1	4	1	1	1	0	0	0	2	.500	3	0	2	0	.571	0	0	0-0	2	2	0	1.000	
2021	.000	0-0	0	0	0	0	0	0	0	0	.000	0	0	0	0	.000	0	0	0-0	1	4	0	1.000	
2022	.000	15-2	0	0	0	0	0	0	0	0	.000	0	0	0	0	.000	0	0	0-0	1	4	1	.833	
2023	.000	6-0	0	0	0	0	0	0	0	0	.000	0	0	0	0	.000	0	0	0-0	0	3	0	1.000	
TOTAL	.250	25-3	4	1	1	1	0	0	0	2	.500	3	0	2	0	.571	0	0	0-0	4	13	1	.944	
Year	era	w-l	app	gs	cq	sho	sv	ip	h	r	er	bb	so	2b	3b	hr	bf	bavg	wp	hbp	bk	sfa	sha	
2020	4.22	0-0	6	0	0	0/2	2	10.2	8	5	5	3	10	1	0	1	43	.211	0	1	1	0	1	
2021	7.07	1-5	11	0	0	0/0	0	14.0	22	12	11	7	12	5	1	1	71	.379	3	0	0	0	6	
2022	8.55	2-0	15	2	0	0/0	1	33.2	50	37	32	12	21	11	0	5	162	.352	3	3	0	3	2	
2023	5.40	1-0	6	0	0	0/0	0	10.0	12	6	6	1	8	3	0	3	43	.308	0	2	0	0	1	
TOTAL	7.11	4-5	38	2	0	0/2	3	68.1	92	60	54	23	51	20	1	10	319	.332	6	6	1	3	10	

2023 GAME-BY-GAME STATISTICS

#36 HUDSON, Terrell - 3 games (All games)

Date	Opponent	Pos	AB	R	H	RBI	2B	3B	HR	BB	SB	CS	HBP	SAC	SF	GDP	K	PO	A	E	Avg
2/20/2023	vs Minnesota	p	0	0	0	0	0	0	0	0	0	0	0	0	0	0	0	0	1	0	.000
3/7/2023	at Texas Tech	p	0	0	0	0	0	0	0	0	0	0	0	0	0	0	0	0	1	0	.000
Mar 21	NEW MEXICO STATE	p	0	0	0	0	0	0	0	0	0	0	0	0	0	0	0	0	1	0	.000
Totals		ogs	0	0	0	0	0	0	0	0	0	0	0	0	0	0	0	0	3	0	.000

On base pct. .000 • Slugging pct. .000

#36 HUDSON, Terrell - 6 appearances (All games)

Date	Opponent	GS	IP	H	R	ER	BB	SO	2B	3B	HR	WP	BK	HBP	IBB	Score	W-L	Sv	ERA	NP
2/18/2023	vs UC Santa Barbara	1.0	1	1	1	1	0	0	0	0	0	0	0	0	0	3-1	0-0	0	9.00	12
2/20/2023	vs Minnesota	3.0	3	0	0	0	1	1	0	0	0	0	0	0	0	4-3	1-0	0	2.25	34
3/5/2023	ST. BONAVENTURE	0.2	3	3	3	0	0	1	0	1	0	0	0	0	0	16-6	1-0	0	7.71	13
3/7/2023	at Texas Tech	2.1	3	1	1	0	1	2	0	0	0	0	0	0	0	3-6	1-0	0	6.43	42
3/12/2023	AIR FORCE	2.0	1	0	0	0	2	0	0	0	0	0	0	0	0	11-4	1-0	0	5.00	28
Mar 21	NEW MEXICO STATE	1.0	1	1	1	0	1	0	0	1	0	0	0	0	0	0-2	1-0	0	5.40	17
Totals		0	10.0	12	6	6	1	8	3	0	3	0	0	2	0	37-22	1-0	0	5.40	-

CAREER FIRSTS

NEW MEXICO

STAT	DATE	OPPONENT
GAME START	2/18/20	Oregon State
WIN	4/5/22	New Mexico State
LOSS	4/24/21	Washington
SAVE	3/7/21	UNLV
STRIKEOUT	2/28/20	BYU
CG	2/17/20	Gonzaga
SHUTOUT	--	--

CAREER SINGLE-GAME BESTS

STAT	AMT.	DATE
IP	4.1	5/1/22
SO	5	4/5/22
ERA	0.00 (8)	3/12/23
PITCHES	92	5/20/22
PO	2	2/15/20
A	2 (2)	2/19/22

*Date of last occurrence if (multiple)

*Minimum 2.0 IP to qualify for ERA

2023 SEASON SINGLE-GAME BESTS

STAT	AMT.	DATE	OPPONENT
IP	3.0	2/20/23	Minnesota
SO	3	2/18/23	UCSB
ERA	0.00 (2)	3/12/23	Air Force
PITCHES	42	3/7/23	Texas Tech
PO	0	--	--
A	1 (3)	3/21/23	New Mexico St.

*Date of last occurrence if multiple

2023 SEASON HIGHLIGHTS

-Earned fourth career win with three scoreless frames against Minnesota on Feb. 20.
-Made season debut on Feb. 18 against UCSB.



UNIVERSITY OF NEW MEXICO

2023 BASEBALL



WIL BANNISTER

#40

Pos: PITCHER CL: JUNIOR HT: 6-3 WT: 205 B/T: R/R Exp: JC

2022 - PIMA COMMUNITY COLLEGE - SOPHOMORE

2021 - PIMA COMMUNITY COLLEGE - FRESHMAN

HOMETOWN: LAS CRUCES, N.M. - HIGH SCHOOL: CENTENNIAL ('20)

CAREER STATISTICS

BANNISTER, WIL

Year	avg	op-gs	ab	r	h	2b	3b	hr	rbi	tb	slg%	bb	hbp	so	qso	ob%	sf	sh	sb-at	po	a	e	fld%
2021*	.000	11-10	0	0	0	0	0	0	0	0	.000	0	0	0	0	.000	0	0	0-0	5	6	0	1.000
2022*	.000	18-1	0	0	0	0	0	0	0	0	.000	0	0	0	0	.000	0	0	0-0	2	5	0	1.000
2023	.000	8-1	0	0	0	0	0	0	0	0	.000	0	0	0	0	.000	0	0	0-0	0	2	0	1.000
TOTAL	.000	8-1	0	0	0	0	0	0	0	0	.000	0	0	0	0	.000	0	0	0-0	0	2	0	1.000
All*	.000	37-12	0	0	0	0	0	0	0	0	.000	0	0	0	0	.000	0	0	0-0	7	13	0	1.000

Year	era	w-l	app	qs	cq	sho	sv	ip	h	r	er	bb	so	2b	3b	hr	bf	bavg	wp	hbp	bk	sfa	sha
2021*	5.62	4-3	11	10	2	2/0	1	49.2	59	38	31	20	42	0	0	8	0.99,000	1	9	0	0	0	0
2022*	3.77	3-1	18	1	0	0/0	4	31.0	24	19	13	13	37	0	0	0	0.99,000	0	2	0	0	0	0
2023	9.28	0-3	8	1	0	0/0	1	10.2	15	11	11	5	5	2	0	1	53	.333	2	2	0	0	1
TOTAL	9.28	0-3	8	1	0	0/0	1	10.2	15	11	11	5	5	2	0	1	53	.333	2	2	0	0	1
All*	5.42	7-7	37	12	2	2/0	6	91.1	98	68	55	38	84	2	0	9	53	2.178	3	13	0	0	1

* Statistics from prior team/school

2023 GAME-BY-GAME STATISTICS

#40 BANNISTER, Wil - 2 games (All games)

Date	Opponent	Pos	AB	R	H	RBI	2B	3B	HR	BB	SB	CS	HBP	SAC	SF	GDP	K	PO	A	E	Avg
2/20/2023 vs Minnesota		P	0	0	0	0	0	0	0	0	0	0	0	0	0	0	0	0	1	0	.000
3/10/2023 AIR FORCE		P	0	0	0	0	0	0	0	0	0	0	0	0	0	0	0	0	1	0	.000
Totals		Ogs	0	0	0	0	0	0	0	0	0	0	0	0	0	0	0	0	2	0	.000

On base pct. .000 • Slugging pct. .000

#40 BANNISTER, Wil - 8 appearances (All games)

Date	Opponent	GS	IP	H	R	ER	BB	SO	2B	3B	HR	WP	BK	HBP	IBB	Score	W-L	Sv	ERA	NP
2/18/2023 vs UC Santa Barbara			2.0	1	0	0	0	0	0	0	0	0	0	0	0	3-1	0-0	1	0.00	25
2/20/2023 vs Minnesota			1.0	2	1	1	0	0	0	0	0	0	0	0	0	4-3	0-0	1	3.00	18
3/4/2023 ST. BONAVENTURE-2			1.0	0	0	0	0	1	0	0	0	0	0	0	0	20-3	0-0	1	2.25	7
3/7/2023 at Texas Tech			1.1	3	3	3	2	0	1	0	0	0	0	0	0	3-6	0-1	1	6.75	34
3/10/2023 AIR FORCE			2.1	5	4	4	0	2	0	0	1	0	0	0	0	7-9	0-2	1	9.39	38
3/12/2023 AIR FORCE			1.0	1	0	0	0	0	1	0	0	0	0	0	0	11-4	0-2	1	8.31	10
3/18/2023 at Fresno State			1.2	2	2	2	1	2	0	0	0	0	0	1	0	8-9	0-3	1	8.71	41
3/25/2023 at Nevada			0.1	1	1	1	2	0	0	0	0	2	0	1	0	12-1	0-3	1	9.28	19
Totals			1	10.2	15	11	11	5	5	2	0	1	2	0	2	68-36	0-3	1	9.28	-

CAREER FIRSTS

STAT	NEW MEXICO	DATE	OPPONENT	STAT	OVERALL	DATE	OPPONENT
GAME		2/18/23	UCSB	GAME		2/12/21	Coll. of Southern Nev.
START		3/11/23	Texas Tech	START		2/12/21	Coll. of Southern Nev.
WIN		--	--	WIN		2/23/21	Paradise Valley CC
LOSS		3/7/23	Texas Tech	LOSS		2/12/21	Coll. of Southern Nev.
SAVE		2/18/23	UCSB	SAVE		3/20/21	Yavapai Coll.
STRIKEOUT		3/4/23	St. Bonaventure	STRIKEOUT		2/12/21	Coll. of Southern Nev.
CG		--	--	CG		3/9/21	Phoenix Coll.
SHUTOUT		--	--	SHUTOUT		3/9/21	Phoenix Coll.

CAREER SINGLE-GAME BESTS

STAT	NEW MEXICO	DATE	OVERALL	DATE
IP	2.1	3/10/23	7.0 (2)	3/30/21
SO	2 (2)	3/18/23	9	2/23/21
ERA	0.00	2/18/23	0.00 (8)	2/18/23
PITCHES	41	3/18/23	N/A	--
PO	0	--	2 (3)	4/5/22
A	1 (2)	3/10/23	4	3/30/22

*Date of last occurrence if (multiple)

*Minimum 2.0 IP to qualify for ERA

2023 SEASON SINGLE-GAME BESTS

STAT	AMT.	DATE	OPPONENT
IP	2.1	3/10/23	Air Force
SO	2 (2)	3/18/23	Fresno State
ERA	0.00 (2)	3/4/23	St. Bonaventure
PITCHES	41	3/18/23	Fresno State
PO	0	--	--
A	1 (2)	3/10/23	Air Force

*Date of last occurrence if multiple

2023 SEASON HIGHLIGHTS

- Made first start as a Lobo on March 7 at Texas Tech.
- Notched first strikeout as a Lobo on March 4 with a scoreless inning against St. Bonaventure.
- Earned a save in UNM debut on Feb. 18 against UCSB.



UNIVERSITY OF NEW MEXICO

2023 BASEBALL



ALEC STANFIELD

#42

Pos: PITCHER **CL:** JUNIOR **Ht:** 6-1 **Wt:** 185 **B/T:** R/R **Exp:** JC
2022 - SOUTH MOUNTAIN COMMUNITY COLLEGE - SOPHOMORE
2021 - SOUTH MOUNTAIN COMMUNITY COLLEGE - FRESHMAN
HOMETOWN: ALBUQUERQUE, N.M. - **HIGH SCHOOL:** RIO RANCHO ('20)

CAREER STATISTICS

STANFIELD, Alec

Year	avg	gp-gs	ab	r	h	2b	3b	hr	rbi	tb	slg%	bb	hbp	so	gdp	ob%	sf	sh	sb-atl	po	a	e	fld%
2021*	.000	13-5	0	0	0	0	0	0	0	0	.000	0	0	0	0	.000	0	0	0-0	4	2	0	1.000
2022*	.000	14-1	0	0	0	0	0	0	0	0	.000	0	0	0	0	.000	0	0	0-0	2	1	0	1.000
2023	.000	1-0	0	0	0	0	0	0	0	0	.000	0	0	0	0	.000	0	0	0-0	0	0	0	.000
TOTAL	.000	1-0	0	0	0	0	0	0	0	0	.000	0	0	0	0	.000	0	0	0-0	0	0	0	.000
All*	.000	28-6	0	0	0	0	0	0	0	0	.000	0	0	0	0	.000	0	0	0-0	6	3	0	1.000

Year	era	w-l	app	gs	cq	sho	sv	ip	h	r	er	bb	so	2b	3b	hr	bf	baavg	wp	hbp	bk	sfa	sha
2021*	7.80	2-2	13	5	0	0/0	0	30.0	33	35	26	25	31	0	0	3	0	.268	4	9	0	0	0
2022*	3.24	0-2	14	1	0	0/0	1	25.0	24	13	9	9	33	0	0	2	0	.250	6	6	0	0	0
2023	54.00	0-0	1	0	0	0/0	0	0.1	3	2	2	2	0	1	0	0	6	1.000	1	0	0	1	0
TOTAL	54.00	0-0	1	0	0	0/0	0	0.1	3	2	2	2	0	1	0	0	6	1.000	1	0	0	1	0
All*	6.02	2-4	28	6	0	0/0	1	55.1	60	50	37	36	64	1	0	5	6	.270	11	15	0	1	0

* Statistics from prior team/school

2023 GAME-BY-GAME STATISTICS

#42 STANFIELD, Alec - 1 appearance (All games)

Date	Opponent	GS	IP	H	R	ER	BB	SO	2B	3B	HR	WP	BK	HBP	IBB	Score	W-L	Sv	ERA	NP
3/4/2023	ST. BONAVENTURE-1		0.1	3	2	2	2	0	1	0	0	1	0	0	0	8-17	0-0	0	54.00	19
Totals		0	0.1	3	2	2	2	0	1	0	0	1	0	0	0	8-17	0-0	0	54.00	-

CAREER SINGLE-GAME BESTS

STAT	NEW MEXICO			OVERALL		
	AMT.	DATE		AMT.	DATE	
IP	0.1	3/4/23		5.0	2/8/22	
SO	0	--		6	3/20/21	
ERA	0	--		0.00	(5) 3/9/22	
PITCHES	19	3/4/23		N/A	--	
PO	0	--		1 (6)	4/9/22	
A	0	--		1 (3)	2/8/22	

*Date of last occurrence if (multiple)

*Minimum 2.0 IP to qualify for ERA

2023 SEASON SINGLE-GAME BESTS

STAT	AMT.	DATE	OPPONENT
IP	0.1	3/4/23	St. Bonaventure
SO	0	--	--
ERA	54.00	3/4/23	St. Bonaventure
PITCHES	19	3/4/23	St. Bonaventure
PO	0	--	--
A	0	--	--

*Date of last occurrence if multiple

2023 SEASON HIGHLIGHTS

-Made Lobo debut on March 4 against St. Bonaventure.

CAREER FIRSTS

NEW MEXICO			OVERALL		
STAT	DATE	OPPONENT	STAT	DATE	OPPONENT
GAME	3/4/23	St. Bonaventure	GAME	2/20/21	Glendale CC
START	--	--	START	2/20/21	Glendale CC
WIN	--	--	WIN	4/10/21	Eastern Arizona Coll.
LOSS	--	--	LOSS	3/20/21	Cochise Coll.
SAVE	--	--	SAVE	4/12/22	Phoenix Coll.
STRIKEOUT	--	--	STRIKEOUT	2/20/21	Glendale CC
CG	--	--	CG	--	--
SHUTOUT	--	--	SHUTOUT	--	--



UNIVERSITY OF NEW MEXICO

2023 BASEBALL



DOMINIC FELIX

#44

Pos: INFIELDER CL: FRESHMAN Ht: 6-0 Wt: 205 B/T: R/R Exp: HS
HOMETOWN: TUCSON, ARIZ. - HIGH SCHOOL: CANYON DEL ORO ('22)

CAREER STATISTICS

FELIX, Dominic																			
Year	avg	gp-gs	ab	r	h	2b	3b	hr	rbi	tb	slg%	bb	hbp	so	gdp	ob%	sf	sh	sb-att
2023	.000	5-0	7	1	0	0	0	0	1	0	.000	1	0	0	2	.125	0	0	0-0
TOTAL	.000	5-0	7	1	0	0	0	0	1	0	.000	1	0	0	2	.125	0	0	0-0

2023 GAME-BY-GAME STATISTICS

#44 FELIX, Dominic - 5 games (All games)

Date	Opponent	Pos	AB	R	H	RBI	2B	3B	HR	BB	SB	CS	HBP	SAC	SF	GDP	K	PO	A	E	Avg
2/24/2023	NORTHERN COLORADO	ph/3b	3	1	0	1	0	0	0	0	0	0	0	0	0	1	0	0	1	0	.000
2/25/2023	NORTHERN COLORADO	ph/3b	1	0	0	0	0	0	0	1	0	0	0	0	0	0	0	0	0	0	.000
3/4/2023	ST. BONAVENTURE-1	ph	1	0	0	0	0	0	0	0	0	0	0	0	0	0	0	0	0	0	.000
3/4/2023	ST. BONAVENTURE-2	ph/3b	1	0	0	0	0	0	0	0	0	0	0	0	0	0	0	0	0	0	.000
3/5/2023	ST. BONAVENTURE	ph/3b	1	0	0	0	0	0	0	0	0	0	0	0	0	0	0	0	0	0	.000
Totals		Ogs	7	1	0	1	0	0	0	1	0	0	0	0	0	2	0	0	2	0	.000

CAREER SINGLE-GAME BESTS

STAT	AMT.	DATE
AB	3	2/24/23
R	1	2/24/23
H	0	--
RBI	1	2/24/23
2B	0	--
3B	0	--
HR	0	--
BB	1	2/24/23
SB	0	--
PO	0	--
A	1 (2)	2/25/23

*Date of last occurrence if (multiple)

2023 SEASON SINGLE-GAME BESTS

STAT	AMT.	DATE	OPPONENT
AB	3	2/24/23	Northern Colo.
R	1	2/24/23	Northern Colo.
H	0	--	--
RBI	1	2/24/23	Northern Colo.
2B	0	--	--
3B	0	--	--
HR	0	--	--
BB	1	2/25/23	Northern Colo.
SB	0	--	--
PO	0	--	--
A	1 (2)	2/25/23	Northern Colo.

*Date of last occurrence if multiple

CAREER FIRSTS

NEW MEXICO

STAT	DATE	OPPONENT
GAME	2/24/23	Northern Colorado
START	--	--
AT-BAT	2/24/23	Northern Colorado
RUN	2/24/23	Northern Colorado
HIT	--	--
DOUBLE	--	--
TRIPLE	--	--
HOME RUN	--	--
RBI	2/24/23	Northern Colorado
STOLEN BASE	--	--
WALK OFF	--	--

2023 SEASON HIGHLIGHTS

-Made collegiate debut on Feb. 24 against Northern Colorado.



UNIVERSITY OF NEW MEXICO

2023 BASEBALL



JACOB STRMISKA

#48

Pos: PITCHER CL: JUNIOR HT: 6-3 WT: 190 B/T: R/R Exp: 1v

2022 - NEW MEXICO - SOPHOMORE

2021 - WABASH VALLEY COLLEGE - FRESHMAN

2020 - WABASH VALLEY COLLEGE - FRESHMAN (COVID)

HOMETOWN: GEORGETOWN, TEXAS - HIGH SCHOOL: ROUND ROCK ('19)

PRONUNCIATION
stir-MISS-kuh

CAREER STATISTICS

STRMISKA, Jacob

Year	avg	gp-gs	ab	r	h	2b	3b	hr	rbi	tb	slg%	bb	hbp	so	gdp	ob%	sf	sh	sb-atl	po	a	e	fld%
2021*	.000	9-0	0	0	0	0	0	0	0	0	.000	0	0	0	0	.000	0	0	0-0	0	0	0	.000
2022	.000	11-0	0	0	0	0	0	0	0	0	.000	0	0	0	0	.000	0	0	0-0	0	0	0	.000
TOTAL	.000	11-0	0	0	0	0	0	0	0	0	.000	0	0	0	0	.000	0	0	0-0	0	0	0	.000
All*	.000	20-0	0	0	0	0	0	0	0	0	.000	0	0	0	0	.000	0	0	0-0	0	0	0	.000

Year	era	w-l	app	gs	cq	sho	sv	ip	h	r	er	bb	so	2b	3b	hr	bf	bavg	wp	hbp	bk	sfa	sha
2021*	1.04	1-0	9	0	0	0/0	0	8.2	7	2	1	6	13	0	0	0	0	99.000	2	1	0	0	0
2022	8.10	1-0	11	0	0	0/0	0	13.1	19	13	12	3	8	6	0	0	67	.333	6	5	0	2	0
TOTAL	8.10	1-0	11	0	0	0/0	0	13.1	19	13	12	3	8	6	0	0	67	.333	6	5	0	2	0
All*	5.32	2-0	20	0	0	0/0	0	22.0	26	15	13	9	21	6	0	0	67	.456	8	6	0	2	0

* Statistics from prior team/school

2023 GAME-BY-GAME STATISTICS

CAREER SINGLE-GAME BESTS

STAT	NEW MEXICO		OVERALL	
	AMT.	DATE	AMT.	DATE
IP	2.0 (2)	3/20/22	2.0 (3)	3/20/22
SO	2 (3)	4/22/22	3 (2)	4/17/21
ERA	4.50	3/20/22	0.00	4/22/21
PITCHES	45	3/15/22	45	3/15/22
PO	0	--	0	--
A	0	--	0	--

*Date of last occurrence if (multiple)

*Minimum 2.0 IP to qualify for ERA

2023 SEASON SINGLE-GAME BESTS

STAT	AMT.	DATE	OPPONENT
IP	0	--	--
SO	0	--	--
ERA	0	--	--
PITCHES	0	--	--
PO	0	--	--
A	0	--	--

*Date of last occurrence if multiple

2023 SEASON HIGHLIGHTS

CAREER FIRSTS

NEW MEXICO			OVERALL		
STAT	DATE	OPPONENT	STAT	DATE	OPPONENT
GAME START	2/19/22	Gonzaga	GAME START	3/6/21	Heartland CC
WIN	3/23/22	Arizona	WIN	4/30/21	Lincoln Trail Coll.
LOSS	--	--	LOSS	--	--
SAVE	--	--	SAVE	--	--
STRIKEOUT	3/12/22	Fresno State	STRIKEOUT	3/30/21	Shawnee CC
CG	--	--	CG	--	--
SHUTOUT	--	--	SHUTOUT	--	--



UNIVERSITY OF NEW MEXICO

2023 BASEBALL



ADOLFO ITURRALDE

#49

Pos: PITCHER CL: JUNIOR HT: 6-1 WT: 185 B/T: R/R Exp: 1v

2022 - NEW MEXICO - SOPHOMORE

2021 - LAMAR COMMUNITY COLLEGE - FRESHMAN

2020 - LAMAR COMMUNITY COLLEGE - FRESHMAN (COVID)

HOMETOWN: LOS LUNAS, N.M. - HIGH SCHOOL: VALENCIA ('19)

PRONUNCIATION
ee-turr-ALL-day

CAREER STATISTICS

ITURRALDE, Adolfo																								
Year	avg	gp-gs	ab	r	h	2b	3b	hr	rbi	tb	slg%	bb	hbp	so	gdp	ob%	sf	sh	sb-atl	po	a	e	fld%	
2020*	.000	5-4	0	0	0	0	0	0	0	0	.000	0	0	0	0	.000	0	0	0-0	5	0	0	1.000	
2021*	.000	15-7	0	0	0	0	0	0	0	0	.000	0	0	0	0	.000	0	0	0-0	8	7	3	.833	
2022	.000	2-0	0	0	0	0	0	0	0	0	.000	0	0	0	0	.000	0	0	0-0	0	1	0	1.000	
2023	.000	3-0	0	0	0	0	0	0	0	0	.000	0	0	0	0	.000	0	0	0-0	0	0	0	.000	
TOTAL	.000	5-0	0	0	0	0	0	0	0	0	.000	0	0	0	0	.000	0	0	0-0	0	1	0	1.000	
All*	.000	25-11	0	0	0	0	0	0	0	0	.000	0	0	0	0	.000	0	0	0-0	13	8	3	.875	
Year	era	w-l	app	gs	cq	sho	sv	ip	h	r	er	bb	so	2b	3b	hr	bf	bavg	wp	hbp	bk	sfa	sha	
2020*	5.01	0-3	5	4	0	0/0	0	23.1	27	23	13	12	26	0	0	0	0	.314	6	3	0	0	0	
2021*	8.70	5-4	15	7	1	1/0	0	69.1	92	80	67	48	79	0	0	12	0	.369	3	13	0	0	0	
2022	9.00	0-0	2	0	0	0/0	0	1.0	2	3	1	3	0	0	0	0	9	.333	2	0	0	0	0	
2023	0.00	0-0	3	0	0	0/0	0	2.1	1	0	0	0	4	1	0	0	9	.125	0	1	0	0	0	
TOTAL	2.70	0-0	5	0	0	0/0	0	3.1	3	3	1	3	4	1	0	0	18	.214	2	1	0	0	0	
All*	7.59	5-7	25	11	1	1/0	0	96.0	122	106	81	63	109	1	0	12	18	.350	11	17	0	0	0	

* Statistics from prior team/school

2023 GAME-BY-GAME STATISTICS

#49 ITURRALDE, Adolfo - 3 appearances (All games)

Date	Opponent	GS	IP	H	R	ER	BB	SO	2B	3B	HR	WP	BK	HBP	IBB	Score	W-L	Sv	ERA	NP
2/19/2023	vs Oregon State		0.1	0	0	0	0	1	0	0	0	0	0	0	0	6-14	0-0	0	0.00	4
2/24/2023	NORTHERN COLORADO		1.0	0	0	0	0	2	0	0	0	0	0	0	1	30-1	0-0	0	0.00	21
3/3/2023	ST. BONAVENTURE		1.0	1	0	0	0	1	1	0	0	0	0	0	0	14-4	0-0	0	0.00	17
Totals		0	2.1	1	0	0	0	4	1	0	0	0	0	0	1	50-19	0-0	0	0.00	-

CAREER SINGLE-GAME BESTS

STAT	NEW MEXICO		OVERALL	
	AMT.	DATE	AMT.	DATE
IP	1.0 (3)	3/3/23	8.0	2/21/20
SO	2	2/24/23	11	3/27/21
ERA	0	--	0.00	2/3/21
PITCHES	28	5/10/22	N/A	--
PO	0	--	3	2/1/20
A	1	5/10/22	3	2/13/21

*Date of last occurrence if (multiple)

*Minimum 2.0 IP to qualify for ERA

2023 SEASON SINGLE-GAME BESTS

STAT	AMT.	DATE	OPPONENT
IP	1.0 (2)	3/3/23	St. Bonaventure
SO	2	2/24/23	Northern Colo.
ERA	0.00 (3)	3/3/23	St. Bonaventure
PITCHES	21	2/24/23	Northern Colo.
PO	0	--	--
A	0	--	--

*Date of last occurrence if multiple

2023 SEASON HIGHLIGHTS

-Made season debut on Feb. 19 against No. 23 Oregon State.

CAREER FIRSTS

NEW MEXICO			OVERALL		
STAT	DATE	OPPONENT	STAT	DATE	OPPONENT
GAME START	3/8/22	Arizona	GAME START	2/1/20	Garden City CC
WIN	--	--	WIN	2/15/20	New Mexico Military
LOSS	--	--	LOSS	4/10/21	Trinidad State Coll.
SAVE	--	--	SAVE	2/1/20	Garden City CC
STRIKEOUT	2/19/23	Oregon State	STRIKEOUT	2/1/20	Garden City CC
CG	--	--	CG	3/11/21	Otero Coll.
SHUTOUT	--	--	SHUTOUT	--	--



UNIVERSITY OF NEW MEXICO

2023 BASEBALL



TEAM GAME-BY-GAME

2023 New Mexico Baseball

Team Game-by-Game for New Mexico (as of Mar 26, 2023)

Batting (All games)

Date	Opponent	ab	r	h	rbi	2b	3b	hr	tb	bb	ibb	sb	cs	hbp	sac	sf	gdp	k	po	a	e	lob	avg
2/17/2023	vs Oregon State	43	7	14	7	3	1	0	19	4	0	1	0	1	0	0	0	14	27	5	0	14	.326
2/18/2023	vs UC Santa Barbara	32	3	7	2	0	1	0	9	3	0	0	0	0	0	0	0	14	27	9	0	5	.280
2/19/2023	vs Oregon State	35	6	11	6	1	0	1	15	1	0	0	0	2	0	1	2	9	24	7	0	6	.291
2/20/2023	vs Minnesota	45	4	12	4	1	0	1	16	4	0	0	0	0	0	0	2	11	36	15	0	10	.284
2/24/2023	NORTHERN COLORAD	50	30	28	27	5	2	5	52	10	0	1	0	1	0	2	2	6	27	10	0	9	.351
2/25/2023	NORTHERN COLORAD	32	11	9	9	0	0	2	15	12	1	4	1	0	0	0	0	8	27	12	2	9	.342
2/25/2023	NORTHERN COLORAD	36	18	20	18	4	1	1	29	7	0	0	0	1	0	2	1	5	21	9	0	10	.370
3/3/2023	ST. BONAVENTURE	38	14	16	14	3	0	3	28	5	0	2	0	0	0	0	0	3	24	14	0	7	.376
3/4/2023	ST. BONAVENTURE	36	8	9	8	1	0	1	13	10	0	0	0	0	0	1	0	8	27	17	2	12	.363
3/4/2023	ST. BONAVENTURE	34	20	13	17	4	1	1	22	9	0	0	0	0	0	1	0	2	21	8	2	6	.365
3/5/2023	ST. BONAVENTURE	34	16	17	14	6	2	3	36	6	0	2	0	0	1	0	1	7	21	10	0	7	.376
3/7/2023	at Texas Tech	36	3	9	3	1	0	1	13	4	0	2	0	1	0	0	1	5	24	13	0	11	.366
*3/10/2023	AIR FORCE	42	7	14	7	5	0	3	28	5	1	1	0	1	0	0	2	12	30	15	2	11	.363
*3/11/2023	AIR FORCE	40	15	15	13	1	3	0	22	5	0	3	0	1	0	0	0	4	27	13	1	7	.364
*3/12/2023	AIR FORCE	40	11	17	11	4	0	2	27	2	0	1	0	0	0	0	1	5	27	8	0	7	.368
3/14/2023	at Grand Canyon	37	8	10	8	1	0	2	17	2	0	0	0	0	0	0	0	13	24	7	0	4	.362
*3/17/2023	at Fresno State	38	3	11	3	3	0	0	14	2	0	0	0	0	0	0	0	12	24	9	0	10	.358
*3/18/2023	at Fresno State	37	8	10	7	0	0	2	16	6	0	0	0	2	0	0	0	12	26	4	2	10	.353
*3/19/2023	at Fresno State	35	7	8	7	0	0	1	11	2	0	0	1	1	0	0	0	10	27	13	2	4	.347
Mar 21	NEW MEXICO STATE	32	0	5	0	1	0	0	6	3	0	3	0	0	0	0	0	6	27	16	1	8	.339
*3/24/2023	at Nevada	37	9	13	9	3	1	1	21	3	0	0	0	1	0	2	0	7	27	11	0	7	.340
*3/25/2023	at Nevada	45	12	17	10	7	1	1	29	2	0	0	1	1	0	0	0	4	27	12	0	9	.342
Totals		834	220	285	204	54	13	31	458	107	2	20	3	13	1	9	12	177	572	237	14	183	.342



UNIVERSITY OF NEW MEXICO

2023 BASEBALL



TEAM GAME-BY-GAME

2023 New Mexico Baseball
Team Game-by-Game for New Mexico (as of Mar 26, 2023)
Pitching (All games)

Date	Opponent	ip	h	r	er	bb	so	2b	3b	hr	wp	bk	hbp	dp	ibb	score	w-l	sv	era
2/17/2023	vs Oregon State	9.0	7	2	2	1	13	2	0	1	0	0	1	0	0	7-2	1-0	1	2.00
2/18/2023	vs UC Santa Barbara	9.0	6	1	1	1	10	1	0	1	0	0	0	0	0	3-1	2-0	2	1.50
2/19/2023	vs Oregon State	8.0	15	14	14	9	7	3	1	2	0	0	1	1	0	6-14	2-1	2	5.88
2/20/2023	vs Minnesota	12.0	14	3	3	5	7	2	0	0	0	0	0	0	0	4-3	3-1	2	4.74
2/24/2023	NORTHERN COLORAD	9.0	5	1	1	1	12	0	0	0	1	0	3	1	0	30-1	4-1	2	4.02
2/25/2023	NORTHERN COLORAD	9.0	11	3	3	0	7	3	0	0	1	0	0	1	0	11-3	5-1	3	3.86
2/25/2023	NORTHERN COLORAD	7.0	5	2	2	1	5	0	0	2	0	0	0	1	0	18-2	6-1	3	3.71
3/3/2023	ST. BONAVENTURE	8.0	8	4	4	0	6	2	1	1	0	0	0	1	0	14-4	7-1	3	3.80
3/4/2023	ST. BONAVENTURE	9.0	20	17	15	3	2	5	0	3	1	1	4	2	0	8-17	7-2	3	5.06
3/4/2023	ST. BONAVENTURE	7.0	3	3	2	1	5	1	0	1	0	0	0	1	0	20-3	8-2	3	4.86
3/5/2023	ST. BONAVENTURE	7.0	11	6	6	0	5	2	0	1	1	0	1	1	0	16-6	9-2	3	5.07
3/7/2023	at Texas Tech	8.0	10	6	6	7	4	4	0	0	0	0	1	1	0	3-6	9-3	3	5.21
*3/10/2023	AIR FORCE	10.0	12	9	8	6	6	3	0	1	1	0	0	1	0	7-9	9-4	3	5.38
*3/11/2023	AIR FORCE	9.0	3	0	0	2	7	1	0	0	0	0	0	0	0	15-0	10-4	3	4.98
*3/12/2023	AIR FORCE	9.0	7	4	4	3	8	2	0	0	0	0	2	0	0	11-4	11-4	3	4.92
3/14/2023	at Grand Canyon	8.0	14	11	11	5	7	3	0	1	1	1	0	1	1	8-11	11-5	3	5.35
*3/17/2023	at Fresno State	8.0	7	5	5	2	6	0	0	1	1	0	1	0	0	3-5	11-6	3	5.36
*3/18/2023	at Fresno State	8.2	15	9	7	3	9	1	1	1	0	0	3	0	0	8-9	11-7	3	5.47
*3/19/2023	at Fresno State	9.0	6	2	0	2	8	0	0	0	3	0	0	2	0	7-2	12-7	3	5.17
Mar 21	NEW MEXICO STATE	9.0	7	2	2	3	4	0	0	1	0	0	0	1	0	0-2	12-8	3	5.00
*3/24/2023	at Nevada	9.0	12	5	5	2	5	6	1	1	0	0	0	2	0	9-5	13-8	3	5.00
*3/25/2023	at Nevada	9.0	3	1	1	4	8	0	0	0	2	0	4	1	0	12-1	14-8	3	4.81
Totals		190.2	201	110	102	61	151	41	4	18	12	2	21	18	1	220-110	14-8	3	4.81



UNIVERSITY OF NEW MEXICO

2023 BASEBALL



BATTING LEADERS



2023 New Mexico Baseball Batting Leaders for New Mexico (as of Mar 26, 2023) (All games)



Hitting minimums - 1 Games 1 AB 1 TPA
Pitching minimums - 1 Games

Batting avg 1. 33 DITZENBERGER, Dylan .473 2. 8 KINKADE, Konner .429 3. 29 HERD, Caleb .400 4. 15 RUNION, Braydon .389 5. 18 HOLLAND, Jake .383	Slugging pct 1. 18 HOLLAND, Jake .667 2. 8 KINKADE, Konner .643 3. 30 SPENRATH, Reed .641 4. 15 RUNION, Braydon .622 5. 33 DITZENBERGER, Dylan .602	On base pct 1. 29 HERD, Caleb .571 2. 8 KINKADE, Konner .556 3. 33 DITZENBERGER, Dylan .524 4. 4 PIGFORD, Deylan .474 5. 15 RUNION, Braydon .429
Runs scored 1. 33 DITZENBERGER, Dylan 36 2. 4 PIGFORD, Deylan 28 3. 30 SPENRATH, Reed 25 4. 12 WEISSENBORN, Chase 24 5. 2 tied at..... 20	Hits 1. 33 DITZENBERGER, Dylan 44 2. 15 RUNION, Braydon 35 3. 7 DAVID, Jeffrey 33 4. 34 ASHBY, Lenny Junior 30 5. 4 PIGFORD, Deylan 29	Runs batted in 1. 7 DAVID, Jeffrey 28 2. 34 ASHBY, Lenny Junior 27 3. 30 SPENRATH, Reed 24 4. 15 RUNION, Braydon 24 5. 33 DITZENBERGER, Dylan 23
Doubles 1. 33 DITZENBERGER, Dylan 7 15 RUNION, Braydon 7 34 ASHBY, Lenny Junior 7 4. 4 PIGFORD, Deylan 6 5. 3 tied at..... 5	Triples 1. 7 DAVID, Jeffrey 4 2. 4 PIGFORD, Deylan 3 3. 24 SMITH, Kyle 2 4. 4 tied at..... 1	Home runs 1. 30 SPENRATH, Reed 8 2. 18 HOLLAND, Jake 5 3. 3 DIXON, Devon 4 15 RUNION, Braydon 4 5. 4 tied at..... 2
Total bases 1. 33 DITZENBERGER, Dylan 56 15 RUNION, Braydon 56 3. 7 DAVID, Jeffrey 52 4. 30 SPENRATH, Reed 50 5. 4 PIGFORD, Deylan 47	Walks 1. 30 SPENRATH, Reed 20 2. 4 PIGFORD, Deylan 14 3. 33 DITZENBERGER, Dylan 11 4. 12 WEISSENBORN, Chase 10 34 ASHBY, Lenny Junior 10	Hit by pitch 1. 34 ASHBY, Lenny Junior 3 24 SMITH, Kyle 3 3. 7 DAVID, Jeffrey 2 4 PIGFORD, Deylan 2 5. 3 tied at..... 1
Sac bunts 1. 33 DITZENBERGER, Dylan 1	Sac flies 1. 12 WEISSENBORN, Chase 2 7 DAVID, Jeffrey 2 34 ASHBY, Lenny Junior 2 4. 3 tied at..... 1	Stolen bases 1. 4 PIGFORD, Deylan 8 2. 33 DITZENBERGER, Dylan 4 3. 30 SPENRATH, Reed 2 7 DAVID, Jeffrey 2 5. 4 tied at..... 1
Caught stealing 1. 15 RUNION, Braydon 1 34 ASHBY, Lenny Junior 1 7 DAVID, Jeffrey 1	Steal attempts 1. 4 PIGFORD, Deylan 8 2. 33 DITZENBERGER, Dylan 4 3. 7 DAVID, Jeffrey 3 4. 30 SPENRATH, Reed 2 15 RUNION, Braydon 2	Stolen base pct 1. 33 DITZENBERGER, Dylan 1.000 4 PIGFORD, Deylan 1.000 30 SPENRATH, Reed 1.000 12 WEISSENBORN, Chase 1.000 24 SMITH, Kyle 1.000
Strikeouts 1. 30 SPENRATH, Reed 32 2. 15 RUNION, Braydon 28 3. 12 WEISSENBORN, Chase 16 4. 7 DAVID, Jeffrey 14 5. 2 tied at..... 13	Grounded into DP 1. 34 ASHBY, Lenny Junior 3 2. 44 FELIX, Dominic 2 12 WEISSENBORN, Chase 2 7 DAVID, Jeffrey 2 5. 3 tied at..... 1	Total plate appearances 1. 7 DAVID, Jeffrey 111 2. 33 DITZENBERGER, Dylan 106 3. 34 ASHBY, Lenny Junior 104 4. 30 SPENRATH, Reed 100 5. 15 RUNION, Braydon 98
At bats 1. 7 DAVID, Jeffrey 101 2. 33 DITZENBERGER, Dylan 93 3. 15 RUNION, Braydon 90 4. 34 ASHBY, Lenny Junior 89 5. 4 PIGFORD, Deylan 79	Games played 1. 7 tied at..... 22	Game starts 1. 7 tied at..... 22
Games as sub 1. 11 STEPHENS, Sean 16 2. 8 KINKADE, Konner 14 3. 6 MCBROOM, Brian 11 4. 25 OLSON, Justin 9 5. 40 BANNISTER, Wil 7		



UNIVERSITY OF NEW MEXICO

2023 BASEBALL



PITCHING LEADERS



2023 New Mexico Baseball Pitching Leaders for New Mexico (as of Mar 26, 2023) (All games)



Hitting minimums - 1 Games 1 AB 1 TPA
Pitching minimums - 1 Games

Earned run avg

1. 19 STILL, Justin	0.00
49 ITURRALDE, Adolfo	0.00
9 DEWYER, Trent	0.00
4. 27 GALLEGOS, Isaac	2.17
5. 2 LIVELY, Tristin	2.38

Opposing bat avg

1. 49 ITURRALDE, Adolfo	.125
2. 27 GALLEGOS, Isaac	.163
3. 19 STILL, Justin	.190
4. 9 DEWYER, Trent	.200
5. 2 LIVELY, Tristin	.244

Won-loss pct

1. 27 GALLEGOS, Isaac	1.000
36 HUDSON, Terrell	1.000
23 JACKSON, Jaren	1.000
4. 10 EGLOFF, Riley	.800
2 LIVELY, Tristin	.800

Wins

1. 27 GALLEGOS, Isaac	4
2 LIVELY, Tristin	4
10 EGLOFF, Riley	4
4. 23 JACKSON, Jaren	1
36 HUDSON, Terrell	1

Losses

1. 40 BANNISTER, Wil	3
2. 22 BAKER-LIVINGSTON, Ben	2
3. 2 LIVELY, Tristin	1
13 RUSSELL, Brett	1
10 EGLOFF, Riley	1

Saves

1. 6 MCBROOM, Brian	2
2. 40 BANNISTER, Wil	1

Innings pitched

1. 10 EGLOFF, Riley	36.2
2. 2 LIVELY, Tristin	34.0
3. 27 GALLEGOS, Isaac	29.0
4. 6 MCBROOM, Brian	19.2
5. 23 JACKSON, Jaren	15.0

Batters struck out

1. 10 EGLOFF, Riley	33
2. 2 LIVELY, Tristin	31
3. 27 GALLEGOS, Isaac	26
4. 6 MCBROOM, Brian	14
5. 23 JACKSON, Jaren	11

Appearances

1. 6 MCBROOM, Brian	11
2. 40 BANNISTER, Wil	8
3. 4 tied at.....	6

Games started

1. 10 EGLOFF, Riley	6
2 LIVELY, Tristin	6
3. 27 GALLEGOS, Isaac	5
4. 23 JACKSON, Jaren	3
5. 2 tied at.....	1

Games finished

1. 6 MCBROOM, Brian	6
2. 40 BANNISTER, Wil	4
3. 36 HUDSON, Terrell	3
19 STILL, Justin	3
49 ITURRALDE, Adolfo	3

Games in relief

1. 6 MCBROOM, Brian	11
2. 40 BANNISTER, Wil	7
3. 36 HUDSON, Terrell	6
19 STILL, Justin	6
5. 22 BAKER-LIVINGSTON, Ben	4

Wild pitches

1. 27 GALLEGOS, Isaac	4
2. 10 EGLOFF, Riley	3
3. 40 BANNISTER, Wil	2
4. 3 tied at.....	1

Balks

1. 6 MCBROOM, Brian	2
---------------------	---

Hit batters

1. 2 LIVELY, Tristin	4
2. 6 MCBROOM, Brian	3
3. 6 tied at.....	2

Intentional BB allowed

1. 6 MCBROOM, Brian	1
---------------------	---

Runners picked off

1. 10 EGLOFF, Riley	1
---------------------	---

Batters SO out looking

1. 10 EGLOFF, Riley	13
2. 2 LIVELY, Tristin	8
3. 6 MCBROOM, Brian	5
4. 27 GALLEGOS, Isaac	4
5. 3 tied at.....	3

Sac bunts allowed

1. 19 STILL, Justin	2
6 MCBROOM, Brian	2
10 EGLOFF, Riley	2
4. 40 BANNISTER, Wil	1
36 HUDSON, Terrell	1

Sac flies allowed

1. 10 EGLOFF, Riley	2
2. 2 LIVELY, Tristin	1
42 STANFIELD, Alec	1
13 RUSSELL, Brett	1
6 MCBROOM, Brian	1

Hits allowed

1. 49 ITURRALDE, Adolfo	1
9 DEWYER, Trent	1
3. 42 STANFIELD, Alec	3
4. 16 FLORES, Junior	4
19 STILL, Justin	4

Runs allowed

1. 49 ITURRALDE, Adolfo	0
9 DEWYER, Trent	0
19 STILL, Justin	0
4. 42 STANFIELD, Alec	2
35 STEINKAMP, Arthur	2

Earned runs allowed

1. 49 ITURRALDE, Adolfo	0
9 DEWYER, Trent	0
19 STILL, Justin	0
4. 42 STANFIELD, Alec	2
35 STEINKAMP, Arthur	2

Walks allowed

1. 49 ITURRALDE, Adolfo	0
9 DEWYER, Trent	0
3. 16 FLORES, Junior	1
36 HUDSON, Terrell	1
5. 1 MARTINEZ, Jordan	2

Doubles allowed

1. 19 STILL, Justin	0
9 DEWYER, Trent	0
16 FLORES, Junior	0
4. 35 STEINKAMP, Arthur	1
42 STANFIELD, Alec	1

Triples allowed

1. 19 STILL, Justin	0
9 DEWYER, Trent	0
16 FLORES, Junior	0
35 STEINKAMP, Arthur	0
42 STANFIELD, Alec	0

Home runs allowed

1. 19 STILL, Justin	0
9 DEWYER, Trent	0
49 ITURRALDE, Adolfo	0
35 STEINKAMP, Arthur	0
42 STANFIELD, Alec	0



UNIVERSITY OF NEW MEXICO

2023 BASEBALL



GAMES SUMMARY



2023 New Mexico Baseball Games Summary for New Mexico (as of Mar 26, 2023) (All games)



Score by innings	1	2	3	4	5	6	7	8	9	EX	Total
New Mexico	34	40	38	27	12	25	14	23	6	1	220
Opponents	8	21	11	17	3	14	11	17	6	2	110

Record when ...

Overall	14-8	After 6 leading	13-0
Conference	5-3 trailing	0-7
Non-Conference	9-5 tied	1-1
Home games	8-3	After 7 leading	10-1
Away games	3-4 trailing	0-7
Neutral site	3-1 tied	1-0
Day games	12-5	After 8 leading	10-1
Night games	2-3 trailing	0-6
vs Left starter	4-5 tied	0-1
vs Right starter	10-3		
1-Run games	1-1	Hit 0 home runs	3-2
2-Run games	1-3	... 1 home run	6-3
5+Run games	11-2	... 2+ home runs	5-3
Extra innings	1-1		
Shutouts	1-1	Opponent 0 home runs	7-1
	 1 home run	6-5
Scoring 0-2 runs	0-1 2+ HRs	1-2
..... 3-5 runs	2-2		
..... 6-9 runs	3-5	Made 0 errors	10-4
..... 10+ runs	9-0 1 error	1-1
	 2+ errors	3-3
Opponent 0-2 runs	7-1		
..... 3-5 runs	6-1	Opp. made 0 errors	2-5
..... 6-9 runs	1-3 1 error	6-2
..... 10+ runs	0-3 2+ errors	6-1
Scored in 1st inning	8-3	Out-hit opponent	12-2
Opp. scored in 1st	2-3	Out-hit by opponent	2-6
Scores first	9-5	Hits are tied	0-0
Opp. scores first	5-3		

Record when team scores:

Runs	0	1	2	3	4	5	6	7	8	9	10+
W-L	0-1	0-0	0-0	1-2	1-0	0-0	0-1	2-1	0-3	1-0	9-0

Record when opponent scores:

Runs	0	1	2	3	4	5	6	7	8	9	10+
W-L	1-0	3-0	3-1	3-0	2-0	1-1	1-1	0-0	0-0	0-2	0-3

Record when leading after:

Inn.	1	2	3	4	5	6	7	8
W-L	8-2	10-4	12-3	13-2	13-2	13-0	10-1	10-1

Record when trailing after:

Inn.	1	2	3	4	5	6	7	8
W-L	0-1	3-4	1-5	0-6	0-6	0-7	0-7	0-6

Record when tied after:

Inn.	1	2	3	4	5	6	7	8
W-L	6-5	1-0	1-0	1-0	1-0	1-1	1-0	0-1

Current winning streak: 2
Longest winning streak: 5
Longest losing streak: 3

Home attendance : 4362 (9 dates avg = 484)
Away attendance : 13014 (11 dates avg = 1183)
Total attendance: 17376 (20 dates avg = 868)



UNIVERSITY OF NEW MEXICO

2023 BASEBALL



GAME HIGHS



2023 New Mexico Baseball Season Game Highs for New Mexico (as of Mar 26, 2023) (All games)



TEAM GAME HIGHS

Batting

At bats:	50	-	vs Northern Colorado (2/24/2023)
Runs scored:	30	-	vs Northern Colorado (2/24/2023)
Hits:	28	-	vs Northern Colorado (2/24/2023)
RBIs:	27	-	vs Northern Colorado (2/24/2023)
Doubles:	7	-	at Nevada (3/25/2023)
Triples:	3	-	vs Air Force (3/11/2023)
Home runs:	5	-	vs Northern Colorado (2/24/2023)
Total bases:	52	-	vs Northern Colorado (2/24/2023)
Walks:	12	-	vs Northern Colorado (2/25/2023)
Strikeouts:	14	-	vs Oregon State (2/17/2023 at Surprise, AZ)
	14	-	vs UC Santa Barbara (2/18/2023 at Surprise, AZ)
Sac hits:	1	-	vs St. Bonaventure (3/5/2023)
Sac flies:	2	-	vs Northern Colorado (2/24/2023)
	2	-	vs Northern Colorado (2/25/2023)
	2	-	at Nevada (3/24/2023)
Stolen bases:	4	-	vs Northern Colorado (2/25/2023)
Hit by pitch:	2	-	vs Oregon State (2/19/2023 at Surprise, AZ)
	2	-	at Fresno State (3/18/2023)
Caught stealing:	1	-	vs Northern Colorado (2/25/2023)
	1	-	at Fresno State (3/19/2023)
	1	-	at Nevada (3/25/2023)
Runners LOB:	14	-	vs Oregon State (2/17/2023 at Surprise, AZ)
Hit into DP:	2	-	(4 times)

Fielding

Putouts:	36	-	vs Minnesota (2/20/2023 at Surprise, AZ)
Assists:	17	-	vs St. Bonaventure (3/4/2023)
Errors:	2	-	(6 times)
Passed balls:	1	-	vs UC Santa Barbara (2/18/2023 at Surprise, AZ)
	1	-	vs Air Force (3/11/2023)
DPs turned:	2	-	vs St. Bonaventure (3/4/2023)
	2	-	at Fresno State (3/19/2023)
	2	-	at Nevada (3/24/2023)

Pitching

Innings pitched:	12.0	-	vs Minnesota (2/20/2023 at Surprise, AZ)
Runs allowed:	17	-	vs St. Bonaventure (3/4/2023)
Earned runs:	15	-	vs St. Bonaventure (3/4/2023)
Walks allowed:	9	-	vs Oregon State (2/19/2023 at Surprise, AZ)
Strikeouts:	13	-	vs Oregon State (2/17/2023 at Surprise, AZ)
Hits allowed:	20	-	vs St. Bonaventure (3/4/2023)
Doubles allowed:	6	-	at Nevada (3/24/2023)
Triples allowed:	1	-	(4 times)
Homers allowed:	3	-	vs St. Bonaventure (3/4/2023)
Wild pitches:	3	-	at Fresno State (3/19/2023)
Hit batters:	4	-	vs St. Bonaventure (3/4/2023)
	4	-	at Nevada (3/25/2023)



UNIVERSITY OF NEW MEXICO

2023 BASEBALL



GAME HIGHS



2023 New Mexico Baseball Season Game Highs for New Mexico (as of Mar 26, 2023) (All games)



INDIVIDUAL GAME HIGHS

Batting

At bats:	7	-	DAVID, Jeffrey vs Northern Colorado (2/24/2023)
Runs scored:	4	-	(4 times)
Hits:	5	-	DAVID, Jeffrey vs Northern Colorado (2/24/2023)
RBIs:	6	-	DAVID, Jeffrey vs Northern Colorado (2/24/2023)
	6	-	SPENRATH, Reed vs Northern Colorado (2/24/2023)
Doubles:	2	-	(5 times)
Triples:	1	-	(13 times)
Home runs:	3	-	SPENRATH, Reed vs Northern Colorado (2/24/2023)
Total bases:	12	-	SPENRATH, Reed vs Northern Colorado (2/24/2023)
Walks:	3	-	(4 times)
Strikeouts:	4	-	DIXON, Devon vs Oregon State (2/17/2023 at Surprise, AZ)
	4	-	SPENRATH, Reed at Fresno State (3/19/2023)
Sac hits:	1	-	DITZENBERGER, Dylan vs St. Bonaventure (3/5/2023)
Sac flies:	1	-	(9 times)
Stolen bases:	2	-	PIGFORD, Deylan at Texas Tech (3/7/2023)
	2	-	PIGFORD, Deylan vs Air Force (3/11/2023)
Hit by pitch:	1	-	(13 times)
Caught stealing:	1	-	ASHBY, Lenny Junior vs Northern Colorado (2/25/2023)
	1	-	DAVID, Jeffrey at Fresno State (3/19/2023)
	1	-	RUNION, Braydon at Nevada (3/25/2023)
Runners LOB:	6	-	SPENRATH, Reed vs Oregon State (2/17/2023 at Surprise, AZ)
	6	-	HOLLAND, Jake vs St. Bonaventure (3/4/2023)

Fielding

Putouts:	15	-	SPENRATH, Reed vs New Mexico State (Mar 21, 2023)
Assists:	8	-	WEISSENBORN, Chase vs Air Force (3/10/2023)
Errors:	2	-	DAVID, Jeffrey vs St. Bonaventure (3/4/2023)
	2	-	WEISSENBORN, Chase at Fresno State (3/19/2023)
Passed balls:	1	-	SMITH, Kyle vs UC Santa Barbara (2/18/2023 at Surprise, AZ)
	1	-	SMITH, Kyle vs Air Force (3/11/2023)

Pitching

Innings pitched:	8.1	-	LIVELY, Tristin vs Air Force (3/11/2023)
Runs allowed:	7	-	JACKSON, Jaren at Grand Canyon (3/14/2023)
Earned runs:	7	-	JACKSON, Jaren at Grand Canyon (3/14/2023)
Walks allowed:	4	-	EGLOFF, Riley vs Air Force (3/10/2023)
Strikeouts:	8	-	EGLOFF, Riley vs Northern Colorado (2/24/2023)
	8	-	LIVELY, Tristin at Nevada (3/25/2023)
Hits allowed:	10	-	LIVELY, Tristin at Fresno State (3/18/2023)
	10	-	EGLOFF, Riley at Nevada (3/24/2023)
Doubles allowed:	5	-	EGLOFF, Riley at Nevada (3/24/2023)
Triples allowed:	1	-	(4 times)
Homers allowed:	2	-	GALLEGOS, Isaac vs Northern Colorado (2/25/2023)
Wild pitches:	3	-	GALLEGOS, Isaac at Fresno State (3/19/2023)
Hit batters:	2	-	(4 times)



UNIVERSITY OF NEW MEXICO

2023 BASEBALL



GAME RESULTS



2023 New Mexico Baseball Game Results for New Mexico (as of Mar 26, 2023) (All games)



Date	Opponent		Score	Inns	Overall	MW	Pitcher of record	Attend	Time
# 2/17/2023	vs #23 Oregon State	w	7-2	9	1-0-0	0-0-0	EGLOFF, R. (W 1-0)	2191	3:11
# 2/18/2023	vs UC Santa Barbara	w	3-1	9	2-0-0	0-0-0	LIVELY, T. (W 1-0)	431	2:20
# 2/19/2023	vs #23 Oregon State	L	6-14	9	2-1-0	0-0-0	RUSSELL, B. (L 0-1)	2305	3:13
# 2/20/2023	vs Minnesota	w	4-3	(12)	3-1-0	0-0-0	HUDSON, T. (W 1-0)	281	3:59
2/24/2023	NORTHERN COLORADO	w	30-1	9	4-1-0	0-0-0	EGLOFF, R. (W 2-0)	518	2:55
2/25/2023	NORTHERN COLORADO-1	w	11-3	9	5-1-0	0-0-0	LIVELY, T. (W 2-0)	-	2:41
2/25/2023	NORTHERN COLORADO-2	w	18-2	7	6-1-0	0-0-0	GALLEGOS, I. (W 1-0)	484	2:03
3/3/2023	ST. BONAVENTURE	w	14-4	8	7-1-0	0-0-0	EGLOFF, R. (W 3-0)	487	2:17
3/4/2023	ST. BONAVENTURE-1	L	8-17	9	7-2-0	0-0-0	LIVELY, T. (L 2-1)	-	3:12
3/4/2023	ST. BONAVENTURE-2	w	20-3	7	8-2-0	0-0-0	JACKSON, J. (W 1-0)	548	2:02
3/5/2023	ST. BONAVENTURE	w	16-6	7	9-2-0	0-0-0	GALLEGOS, I. (W 2-0)	579	2:19
3/7/2023	at Texas Tech	L	3-6	9	9-3-0	0-0-0	BANNISTER, W (L 0-1)	3438	2:41
* 3/10/2023	AIR FORCE	L	7-9	(10)	9-4-0	0-1-0	BANNISTER, W (L 0-2)	485	3:07
* 3/11/2023	AIR FORCE	w	15-0	9	10-4-0	1-1-0	LIVELY, T. (W 3-1)	431	2:31
* 3/12/2023	AIR FORCE	w	11-4	9	11-4-0	2-1-0	GALLEGOS, I. (W 3-0)	223	2:24
3/14/2023	at Grand Canyon	L	8-11	9	11-5-0	2-1-0	BAKER-LIVING (L 0-1)	776	2:25
* 3/17/2023	at Fresno State	L	3-5	9	11-6-0	2-2-0	EGLOFF, R. (L 3-1)	943	2:13
* 3/18/2023	at Fresno State	L	8-9	9	11-7-0	2-3-0	BANNISTER, W (L 0-3)	1009	3:20
* 3/19/2023	at Fresno State	w	7-2	9	12-7-0	3-3-0	GALLEGOS, I. (W 4-0)	697	2:22
Mar 21, 2023	NEW MEXICO STATE	L	0-2	9	12-8-0	3-3-0	BAKER-LIVING (L 0-2)	607	2:22
* 3/24/2023	at Nevada	w	9-5	9	13-8-0	4-3-0	EGLOFF, R. (W 4-1)	486	2:43
* 3/25/2023	at Nevada	w	12-1	9	14-8-0	5-3-0	LIVELY, T. (W 4-1)	457	2:38

= Sanderson Ford College Baseball Classic

* = Conference game

() extra inning game



UNIVERSITY OF NEW MEXICO 2023 BASEBALL



GAME SUMMARIES & BOX SCORES

GAME 1: OREGON STATE (FEB. 17 AT SURPRISE, AZ)

SURPRISE, Ariz. - Riley Egloff and Brian McBroom combined for 13 strikeouts on Friday afternoon at Surprise Stadium, propelling the New Mexico baseball team to a stunning 7-2 upset of No. 23 Oregon State University on opening day at the Sanderson Ford Classic.

Egloff earned the win, allowing just one run in his five innings of work, before McBroom tossed the final four frames to claim his first save of the year. "It all starts on mound, and we got a great start from Riley," said UNM head coach Tod Brown, whose team snapped a nine-game losing streak to the perennial powerhouse Beavers. "He threw three pitches for strikes today, competed in the zone, and challenged hitters. Defensively we were outstanding with no errors. We made all the plays, and that helps out our staff. Then Brian came in, threw four quality innings, and competed in the zone. They were both outstanding today."

The Lobos (1-0) racked up 14 hits, had runners on base in every inning, and took advantage of an uncharacteristic three errors by the Beavers (0-1) to grab momentum midway through the game. In his Lobo debut, Dylan Ditzzenberger went 4-for-6 with three RBIs and a pair of runs scored. Newcomers Reed Spenrath, Jake Holland, and Daylan Pigford each also had hits in their Lobo debuts, while Jeffrey David delivered what proved to be the winning hit with a two-run single in the top of the fourth. "Offensively we were really good," said Brown. "We left a lot of runners on base early and had a lot more opportunities, but they're a good team and you can't get them all."

The Lobos overcame five runners left on base in the first three innings, as they threatened on multiple occasions but failed to break through before their three-run fourth. After that, UNM added one in the sixth, two in the seventh, and one in the eighth to solidify their first win over a ranked opponent since last year's 12-7 win over No. 11 Arizona on March 23, 2022. "It's huge for us," Brown said. "We've got to get off to good starts, and Riley certainly did that. When he got into trouble he didn't panic, and we played good quality baseball. The guys competed at a high level today."

Ditzzenberger led the game off with his first hit in a Lobo uniform, and Lenny Junior Ashby drew a patient walk on a 3-2 pitch to give UNM a pair of baserunners in the top of the first. OSU starter Trent Sellers got out of the jam, but had to work hard to do so as he threw 25 pitches in the opening frame. Egloff, who led the team a season ago with 52 punch outs, got off to a good start with his first strikeout of the year amid a clean first inning.

Pigford took after Ditzzenberger's lead and blasted a deep drive to the gap in right-center for a triple in the first at-bat of his Lobo career. Sellers shook off the one-out trouble however, ending the second inning with back-to-back strikeouts to keep the score at 0-0. "Our offense did what it needed to today," said Egloff. "Pigford put it in perspective with that first triple that we are here to play, and everyone was locked in. If we can do that every time, we are going to have a good season. When the pitching and offense are both doing their job, it makes it easy to go on the bump and give it your best."

The Beavers struck first in the bottom of the second, with the first home run of the year by Gavin Turley kicking off a string of three consecutive hits with one out. Egloff did well to limit the damage, stranding two runners on base and ending the inning with the score at 1-0.

Scan the QR code to continue reading.



GAME 2: UC SANTA BARBARA (FEB. 18 AT SURPRISE, AZ)

SURPRISE, Ariz. - Tristin Lively struck out seven hitters in six shutout innings of work Saturday evening at Surprise Stadium, pitching the New Mexico baseball team to a 3-1 victory over UC Santa Barbara at the Sanderson Ford College Classic.

Lively was remarkably efficient in his debut outing of the 2023 season, needing just 74 pitches to get through his six frames of work. The right-hander earned his seventh-career victory, scattering four hits and issuing just one walk. "Baseball is all dictated by the starting pitcher, and after the first hitter he was really good," said UNM head coach Tod Brown. "He settled in and threw a lot of strikes, and the defense made all the plays they were supposed to."

After issuing a walk - his only free pass of the afternoon - to the leadoff hitter, Lively settled into a groove and was lights out. "We have a great team, and I had confidence in the defense behind us and the pitches being called," said Lively, a fifth-year Lobo senior. "I went out there and tried to attack the zone, and make as many quality pitches as I could."

Wil Bannister earned a six-out save in his first outing as a Lobo, allowing just one baserunner to seal UNM's second straight victory to start the season.

The Gauchos (1-1) received an equally impressive outing from starter Matt Ager, who finished with a career-high 10 strikeouts in six innings of work. Alex Schrier and Nick Welch combined to keep the Lobos quiet over the final three innings, but the big third inning proved to be enough to lift UNM to the win. "Their starter was really good," said Brown. "We had some tough at-bats, then made some adjustments and got a rally there. At that time we didn't know it would be enough to win, but our guys competed at high level and our bullpen did a nice job as well. I'm very happy for the guys, and the message to them was to stay hungry and stay humble."

Dylan Ditzzenberger stayed red hot atop the lineup, picking up two more hits to push his total to 6-for-9 through the first two games of the year. Lenny Junior Ashby was 2-for-3 and had the game-winning hit in the third inning, but no other Lobo had more than one hit in the quiet offensive game. "Having a guy like Ditz both in the box and at third is huge for us," Lively said on the Lobo newcomer. "I know anything hit his way he's going to make the play and the great effort. Having plays like that amps you up and keeps you in the game."

The Lobos (2-0) dodged a bullet in the bottom of the first inning, when an apparent 2-run home run over the bat of Christian Kirtley was overruled and called a foul ball. Ditzzenberger then then took away what would have been an RBI-single with a leaping snag of a line drive, and Lively finished the inning with a punch out to keep the game scoreless. "Coach (Michael) Lopez talks to us about not being emotional on the mound," said Lively. "I shook off the first batter and the weird home run call, and went back to work. I tried to stay on the attack, and keep my head up."

Ager continued to cruise early, striking out the side in the top of the second on just 10 pitches.

Scan the QR code to continue reading.



2023 New Mexico Baseball New Mexico vs Oregon State Feb 17, 2023 at Surprise, Ariz. (Surprise Stadium)



New Mexico 7 (1-0)

Player	ab	r	h	rbi	bb	so	po	a	lob
DITZENBERGER, Dylan 3b	6	2	4	3	0	1	0	2	0
DAVID, Jeffrey cf	6	0	1	2	0	1	3	0	0
ASHBY, Lenny Junior dh	4	0	1	0	2	1	0	0	3
RUNION, Braydon rf	4	1	2	1	0	2	1	0	0
SPENRATH, Reed 1b	5	0	1	1	0	2	6	0	6
HOLLAND, Jake c	5	2	3	0	0	1	13	0	0
PIGFORD, Daylan lf	4	2	2	0	1	1	2	0	0
DIXON, Devon 2b	4	0	0	0	1	4	2	2	2
WEISSENBERN, Chase ss	5	0	0	0	0	1	0	1	3
EGLOFF, Riley p	0	0	0	0	0	0	0	0	0
MCBROOM, Brian p	0	0	0	0	0	0	0	0	0
Totals	43	7	14	7	4	14	27	5	14

Oregon State 2 (0-1)

Player	ab	r	h	rbi	bb	so	po	a	lob
Bazzana, Travis 2b	3	0	0	0	1	0	0	2	2
Talt, Easton lf	3	0	0	0	0	3	0	0	0
McDowell, Micah lf	1	1	1	0	0	0	2	0	0
Cedillo, Ruben cf	4	0	2	0	1	1	0	1	0
Forrester, Garret 1b	4	0	0	0	2	5	0	1	1
Kasper, Brady dh	4	0	1	1	0	2	0	0	1
Turley, Gavin rf	3	1	1	0	1	3	0	1	1
Smith, Tanner c	4	0	1	0	0	2	14	0	1
Kane, Mikey 3b	2	0	1	0	0	0	0	0	0
Wheeler, TJ ph	1	0	0	0	1	0	0	0	0
Guerra, Mason 3b	1	0	0	0	0	0	0	0	0
Dernedde, Kyle ss	3	0	0	0	0	1	0	0	0
Macias, Dallas ph	1	0	0	0	1	0	0	0	0
Sellers, Trent p	0	0	0	0	0	0	0	0	0
Lawson, Ian p	0	0	0	0	0	0	0	0	0
Lattery, AJ p	0	0	0	0	0	0	0	0	0
Boisvert, Braden p	0	0	0	0	0	0	0	0	0
Jimenez, Aiden p	0	0	0	0	0	0	1	0	0
Hutcherson, AJ p	0	0	0	0	0	0	1	0	0
Totals	34	2	7	2	1	13	27	3	7

Score by Innings	1	2	3	4	5	6	7	8	9	R	H	E
New Mexico	0	0	0	3	0	1	2	1	0	7	14	0
Oregon State	0	1	0	0	0	0	0	1	0	2	7	3

E - Talt; Cedillo; Dernedde. LOB - UNM 14; OSU 7. 2B - DITZENBERGER; RUNION, B.; SPENRATH, R.; McDowell; Kasper. 3B - PIGFORD, D.. HR - Turley. HBP - RUNION, B.; Turley. SB - DAVID, J.; Cedillo.

New Mexico	ip	h	r	er	bb	so	ab	bf	np
EGLOFF, Riley	5.0	5	1	1	1	7	20	21	90
MCBROOM, Brian	4.0	2	1	1	0	6	14	15	60

Oregon State	ip	h	r	er	bb	so	ab	bf	np
Sellers, Trent	3.0	5	2	1	1	7	15	16	80
Lawson, Ian	2.0	3	1	1	0	3	10	10	35
Lattery, AJ	1.0	2	1	1	1	5	6	20	
Boisvert, Braden	0.1	2	2	2	0	3	5	16	
Jimenez, Aiden	0.2	2	1	1	0	0	4	5	15
Hutcherson, AJ	2.0	0	0	0	0	3	6	31	

Win - EGLOFF, R. (1-0). Loss - Sellers (0-1). Save - MCBROOM, B. (1).

WP - Jimenez. HBP - by MCBROOM, B. (Turley); by Jimenez (RUNION, B.). Inherited runners/scored: Lawson 2/2; Jimenez 2/0; Hutcherson 2/0. Pitches/strikes: EGLOFF, R. 90/53; MCBROOM, B. 60/41; Sellers 80/46; Lawson 35/25; Lattery 20/12; Boisvert 16/5; Jimenez 15/9; Hutcherson 31/23.

Umpires - HP: David Buck 1B: Will Thornevell 2B: Travis Reininger 3B: Michael Chuckerman

Start: 12:02pm Time: 3:11 Attendance: 2191

Weather: 60 Degrees, Sunny

Sellers faced 2 batters in the 4th.

Jimenez faced 3 batters in the 8th.



2023 New Mexico Baseball New Mexico vs UC Santa Barbara Feb 18, 2023 at Surprise, Ariz. (Surprise Stadium)



New Mexico 3 (2-0)

Player	ab	r	h	rbi	bb	so	po	a	lob
DITZENBERGER, Dylan 3b	4	1	2	0	0	1	2	1	2
DAVID, Jeffrey 2b/rf	3	1	0	0	1	1	2	2	0
ASHBY, Lenny Junior lf	3	0	2	2	1	0	1	0	0
STEPHENS, Sean pr/cf	0	0	0	0	0	0	0	0	0
RUNION, Braydon rf	4	0	0	0	0	3	1	0	1
DIXON, Devon 2b	0	0	0	0	0	2	1	0	0
SPENRATH, Reed 1b	4	0	0	0	0	3	7	0	2
SMITH, Kyle c	4	0	1	0	0	2	9	2	0
OLSON, Justin dh	4	0	1	0	0	3	0	0	0
WEISSENBERN, Chase ss	3	1	0	0	0	1	0	3	0
PIGFORD, Daylan c/lf	3	0	1	0	0	0	1	0	0
LIVELY, Tristin p	0	0	0	0	0	0	0	0	0
HUDSON, Terrell p	0	0	0	0	0	0	0	0	0
BANNISTER, Wil p	0	0	0	0	0	0	0	0	0
Totals	32	3	7	2	3	14	27	9	5

UC Santa Barbara 1 (1-1)

Player	ab	r	h	rbi	bb	so	po	a	lob
LeTrey McCollum 1b	3	0	1	0	1	0	5	1	2
Christian Kirtley dh	4	0	0	0	0	1	0	0	1
Zander Darby 3b	4	0	1	0	0	0	1	1	0
Ivan Brethow lf	4	0	0	0	0	2	3	0	1
Broc Mortensen rf	4	1	2	1	0	0	0	0	0
Nick Oakley 2b	4	0	0	0	0	1	1	1	1
Jonah Sebring cf	2	0	0	0	0	2	1	0	0
Josh Williams ph/cf	1	0	0	0	0	1	0	0	0
Aaron Parker c	3	0	1	0	0	2	15	1	0
Corey Nunez ss	0	0	0	0	0	0	0	0	0
Matt Ager p	0	0	0	0	0	0	0	0	0
Alex Schrier p	0	0	0	0	0	0	0	0	0
Nick Welch p	0	0	0	0	0	0	0	0	0
Totals	32	1	6	1	1	10	27	7	5

Score by Innings	1	2	3	4	5	6	7	8	9	R	H	E
New Mexico	0	0	3	0	0	0	0	0	0	3	7	0
UC Santa Barbara	0	0	0	0	0	0	1	0	0	1	6	1

E - M. Ager. DP - UCSB 1. LOB - UNM 5; UCSB 5. 2B - L. McCollum(1). 3B - SMITH, K.. HR - B. Mortensen(1). SB - L. McCollum(1). CS - N. Oakley(1).

New Mexico	ip	h	r	er	bb	so	ab	bf	np
LIVELY, Tristin	6.0	4	0	0	1	7	21	22	74
HUDSON, Terrell	1.0	1	1	1	0	3	4	4	12
BANNISTER, Wil	2.0	1	0	0	0	0	7	7	25

UC Santa Barbara	ip	h	r	er	bb	so	ab	bf	np
Matt Ager	6.0	4	3	3	3	10	20	23	87
Alex Schrier	2.0	3	0	0	0	2	9	9	38
Nick Welch	1.0	0	0	0	0	2	3	3	13

Win - LIVELY, T. (1-0). Loss - M. Ager (0-1). Save - BANNISTER, W. (1).

WP - M. Ager. PB - SMITH, K.. Inherited runners/scored: None. Pitches/strikes: LIVELY, T. 74/54; HUDSON, T. 12/11; BANNISTER, W. 25/18; M. Ager 87/56; A. Schrier 38/25; N. Welch 13/8.

Umpires - HP: Will Thornevell 1B: Travis Reininger 2B: Michael Chuckerman 3B: Dave Buck

Start: 5:02pm Time: 2:20 Attendance: 431

Weather: 70 Degrees, Sunny



UNIVERSITY OF NEW MEXICO

2023 BASEBALL



GAME SUMMARIES & BOX SCORES

GAME 3: OREGON STATE (FEB. 19 AT SURPRISE, AZ)

SURPRISE, Ariz. - Pulling away in its final at-bat on Sunday afternoon at Surprise Stadium, No. 23 Oregon State University topped the New Mexico baseball team 14-6 on Day 3 of the Sanderson Ford College Classic.

The Beavers (2-1) led just 7-6 after seven innings of play, but blew the game open with a seven-run eighth inning in what proved to be the difference. OSU's Tanner Smith had a grand slam in the momentum-changing inning, as the Beavers avenged Friday's 7-2 loss to the Lobos. "We were playing at an extremely high level, and ran into some pitching issues in the late innings," said UNM head coach Tod Brown. "I am proud of how the guys came out and competed. We just have to clean up in the bullpen, and be ready to go tomorrow."

The Lobos (2-1) got a third straight strong outing from their starting pitcher, this time riding a five-inning effort from right-hander Isaac Gallegos in his UNM debut. "He was really good, and had excellent command today," Brown said on the junior from Grants, N.M. "He had really good velocity and life on his breaking ball and changeup. He competed and gave us a good chance to win that game."

Jeffrey David hit the Lobos' first home run of the season, and finished the game 2-for-3 with three RBIs to lead UNM offensively. The Lobos stranded six runners on base in the game.

OSU starter Jaren Hunter worked around a one-out single by David in the first, coaxing a double-play ball off the bat of Lenny Junior Ashby to end the inning.

Ashby and Braydon Runion each did their part in a clean bottom of the first inning, making a pair of running catches to help Gallegos set the side down in order. After making his sliding catch in right field, Runion promptly led off the top of the second with a line-drive single on the first pitch from Hunter. Jake Holland smashed a single off the glove of Beaver third baseman Mikey Kane, and Justin Olson delivered an RBI-single to the gap in right center to give UNM a 1-0 advantage.

Gallegos faced his first test in the bottom of the second, when the Beavers placed runners at the corners with one out. After his first strikeout as a Lobo to get the first out of the inning, Gallegos struck out the final two he faced to strand a pair and keep UNM in front.

David had a pair of web gems in the third inning, twice making sliding stops in shallow right field to take a pair of hits away from the Beavers. Reed Spenrath displayed outstanding footwork on both plays, scrambling to get to the bag on the first and using all of his 6-foot-5 frame to snag David's throw on the second.

Runion laced his second knock of the game into left field to lead off the fourth, and Spenrath blasted a deep drive off the wall in left to double UNM's lead at 2-0. Dylan Ditzzenberger extended his reached base streak to 17 games with a base hit in the top of the fifth, which set up David's two-run home run to left-center.

Scan the QR code to continue reading.



2023 New Mexico Baseball New Mexico vs Oregon State

Feb 19, 2023 at Surprise, Ariz. (Surprise Stadium)



New Mexico 6 (2-1)

Player	ab	r	h	bb	so	po	a	lob
DITZENBERGER, Dylan 3b	4	1	2	0	0	0	1	0
KINKADE, Konner ph	1	0	0	0	1	0	0	0
DAVID, Jeffrey 2b	3	1	2	3	0	1	4	0
STEPHENS, Sean ph	1	0	0	0	1	0	0	0
ASHBY, Lenny Junior if	4	0	2	1	0	1	5	0
HERD, Caleb ph	1	0	0	0	0	0	0	0
RUNION, Braydon rf	4	1	2	0	0	1	0	1
SPENRATH, Reed 1b	4	1	1	1	0	1	5	2
HOLLAND, Jake c	4	0	1	0	0	0	8	1
OLSON, Justin dh	4	0	1	1	0	2	0	1
WEISSENBORN, Chase ss	2	1	0	0	1	1	0	1
SMITH, Kyle ph	0	0	0	0	0	0	0	0
DIXON, Devon ss	0	0	0	0	0	0	0	0
PIGFORD, Deylan cf	3	1	0	0	2	4	0	1
GALLEGOS, Isaac p	0	0	0	0	0	0	0	0
BAKER-LIVINGSTON, Ben p	0	0	0	0	0	0	0	0
RUSSELL, Brett p	0	0	0	0	0	0	0	0
MARTINEZ, Jordan p	0	0	0	0	0	0	0	0
FLORES, Junior p	0	0	0	0	0	0	0	0
ITURRALDE, Adolfo p	0	0	0	0	0	0	0	0
Totals	35	6	11	6	1	9	24	7

Oregon State 14 (2-1)

Player	ab	r	h	bb	so	po	a	lob
McDowell, Micah lf/rr	5	1	3	1	1	0	0	0
Bazzana, Travis 2b	6	0	3	2	0	1	2	5
Turley, Gavin rf	4	2	1	0	1	1	0	2
Macias, Dallas ph/lf	1	0	0	0	1	0	0	2
Cedillo, Ruben cf	4	2	1	1	1	3	0	0
Forrester, Garret 1b	4	3	3	1	0	9	0	0
Kasper, Brady dh	1	2	1	0	3	0	0	0
Guerra, Mason ph	0	1	0	0	1	0	0	0
Kane, Mikey 3b	4	2	1	1	0	1	2	1
Smith, Tanner c	4	1	1	4	1	9	0	2
Dernedde, Kyle ss	4	0	1	2	0	1	2	5
Hunter, Jaren p	0	0	0	0	0	0	0	0
Quinn, Victor p	0	0	0	0	0	0	0	0
Mejia, Tyler p	0	0	0	0	0	0	0	0
Hutcherson, AJ p	0	0	0	0	0	0	0	0
Totals	37	14	15	14	9	7	27	11

Score by Innings	1	2	3	4	5	6	7	8	9	R	H	E
New Mexico	0	1	0	1	2	0	2	0	0	6	11	0
Oregon State	0	0	0	0	1	5	1	7	X	14	15	0

DP - UNM 1; OSU 2. LOB - UNM 6; OSU 10. 2B - SPENRATH, R(2); Bazzana(2); Cedillo(1); Forrester, G(1). 3B - Bazzana(1). HR - DAVID, J.(1); Forrester, G(1); Smith(1). HBP - SMITH, K.; PIGFORD, D.; Kane. SF - DAVID, J.(1); Dernedde(1). SB - Kasper(1).

New Mexico	ip	h	r	er	bb	so	ab	bf	np
GALLEGOS, Isaac	5.0	2	1	3	4	16	20	78	
BAKER-LIVINGSTON, Ben	0.0	3	4	1	0	3	4	14	
RUSSELL, Brett	2.1	5	3	3	2	2	11	43	
MARTINEZ, Jordan	0.0	1	3	3	2	0	1	3	16
FLORES, Junior	0.1	4	3	3	1	0	5	6	30
ITURRALDE, Adolfo	0.1	0	0	0	0	1	1	4	

Oregon State	ip	h	r	er	bb	so	ab	bf	np
Hunter, Jaren	6.0	9	4	4	0	5	25	25	69
Quinn, Victor	0.0	0	2	2	1	0	0	2	13
Mejia, Tyler	0.1	2	0	0	0	0	2	3	9
Hutcherson, AJ	2.2	0	0	0	0	4	8	9	34

Win - Hutcherson (1-0). Loss - RUSSELL, B. (0-1). Save - None.

HBP - by GALLEGOS, I. (Kane); by Quinn (PIGFORD, D.); by Hutcherson (SMITH, K.). Inherited runners/scored: RUSSELL, B. 2/2; FLORES, J. 2/2; ITURRALDE, A. 2/0; Mejia 2/2; Hutcherson 2/0. Pitches/strikes: GALLEGOS, I. 78/43; BAKER-LIVING 14/6; RUSSELL, B. 63/39; MARTINEZ, J. 16/5; FLORES, J. 30/17; ITURRALDE, A. 4/3; Hunter 69/46; Quinn 13/5; Mejia 9/5; Hutcherson 34/25.

Umpires - HP: Travis Reininger 1B: Michael Chuckerman 2B: David Buck 3B: Will Thornewell

Start: 12:01pm Time: 3:13 Attendance: 2305

Weather: 68 Degrees, Mostly Sunny

BAKER-LIVING faced 4 batters in the 6th.

Quinn faced 2 batters in the 7th.

MARTINEZ, J. faced 3 batters in the 8th.



2023 New Mexico Baseball Minnesota at New Mexico

Feb 20, 2023 at Surprise, Ariz. (Surprise Stadium)



New Mexico 3 (0-4)

Player	ab	r	h	bb	so	po	a	lob
Brett Bateman cf	6	1	1	0	0	3	0	2
Boston Merila dh	4	0	1	0	0	0	0	0
Easton Fritcher ph	0	0	0	0	0	0	0	0
Brady Counsell 2b	5	0	4	1	1	2	3	0
Jake Perry 3b	5	1	1	0	1	1	1	4
Riley Swenson c	5	1	2	0	0	1	1	0
Jake Larson ss	4	0	2	0	0	6	3	0
Sam Hunt rf	4	0	3	2	2	0	3	0
Weber Neels 1b	2	0	0	0	1	7	0	0
Drew Berkland if	2	0	0	0	1	2	0	0
Ike Mezzengia ph/lf	3	0	0	0	0	1	0	5
Richard Hozietz p	0	0	0	0	0	0	0	0
Kris Hokenson p/1b	3	0	0	0	0	1	0	1
Seth Clausen p	0	0	0	0	0	0	0	0
Connor Wietegrefe p	1	0	0	0	0	1	0	0
Totals	44	3	14	3	5	7	35	8

New Mexico 4 (3-1)

Player	ab	r	h	bb	so	po	a	lob
DITZENBERGER, Dylan 3b	5	1	0	0	1	1	0	2
DAVID, Jeffrey cf/rr	5	0	3	0	1	1	6	1
ASHBY, Lenny Junior dh	6	1	1	2	0	2	0	2
RUNION, Braydon rf	3	0	0	0	1	2	1	0
STEPHENS, Sean pr/cf	2	0	1	1	0	0	1	0
SPENRATH, Reed 1b	5	0	0	0	0	3	12	0
SMITH, Kyle c	5	0	0	0	0	1	8	2
PIGFORD, Deylan if	5	1	2	0	0	3	3	0
DIXON, Devon 2b	3	0	1	0	0	0	2	3
HOLLAND, Jake ph	0	0	0	0	1	0	0	0
KINKADE, Konner pr/2b	1	0	0	0	0	1	0	0
WEISSENBORN, Chase ss	5	1	4	1	0	0	1	2
JACKSON, Jaren p	0	0	0	0	0	0	0	1
STILL, Justin p	0	0	0	0	0	0	0	0
MCBROOM, Brian p	0	0	0	0	0	0	0	1
BANNISTER, Wil p	0	0	0	0	0	0	0	1
HUDSON, Terrell p	0	0	0	0	0	0	0	1
Totals	45	4	12	4	4	11	36	15

Score by Innings	1	2	3	4	5	6	7	8	9	10	11	12	R	H	E
Minnesota	0	1	0	0	0	0	0	1	1	0	0	0	3	14	0
New Mexico	0	0	1	0	0	0	0	2	0	0	0	1	4	12	0

Note: 2 outs, 2 runners LOB when the game ended.

DP - Minnesota 2. LOB - Minnesota 14; UNM 10. 2B - Counsell(2); Hunt(1); PIGFORD, D.(1). HR - ASHBY, L.(1). SH - Fritcher(1); Swenson(1); Larson 2(2). SB - Counsell(2). CS - Larson(1).

Minnesota	ip	h	r	er	bb	so	ab	bf	np
Richard Hozietz	5.0	4	1	1	3	18	19	80	
Kris Hokenson	2.0	2	0	0	0	1	7	7	25
Seth Clausen	1.0	2	2	2	1	5	6	29	
Connor Wietegrefe	3.2	4	1	1	2	6	15	17	69

New Mexico	ip	h	r	er	bb	so	ab	bf	np
JACKSON, Jaren	5.0	7	1	1	1	3	21	22	95
STILL, Justin	2.0	1	0	0	2	2	6	8	42
MCBROOM, Brian	1.0	1	1	1	1	1	3	6	23
BANNISTER, Wil	1.0	2	1	1	0	0	4	5	18
HUDSON, Terrell	3.0	3	0	0	1	1	10	12	34

Win - HUDSON, T. (1-0). Loss - Wietegrefe (0-1). Save - None.

WP - Hozietz; Clausen(1). Inherited runners/scored: Hokenson 2/0. Pitches/strikes: Hozietz 80/45; Hokenson 25/15; Clausen 29/18; Wietegrefe 69/47; JACKSON, J. 95/59; STILL, J. 42/23; MCBROOM, B. 23/15; BANNISTER, W. 18/15; HUDSON, T. 34/25.

Umpires - HP: Michael Chuckerman 1B: David Buck 2B: Randy Sutton 3B: Travis Reininger

Start: 10:00am Time: 3:59 Attendance: 281

Weather: Sunny

GAME 4: MINNESOTA (FEB. 20 AT SURPRISE, AZ)

SURPRISE, Ariz. - In a game filled with clutch, dramatic moments, New Mexico junior Sean Stephens delivered the final blow as his walk-off single in the bottom of the 12th inning lifted the Lobos to a 4-3 win over Minnesota in the finale of the Sanderson Ford College Baseball Classic at Surprise Stadium on Monday.

After working ahead in the count 2-1 against Minnesota reliever Connor Wietegrefe - who had allowed just three hits in 3 2/3 shutout innings of work to that point - Stephens punched a line drive into the gap in right-center that was deep enough to score Chase Weissenborn from second base and end the four-hour affair. "I was hoping I could get the job done, and I just wanted another chance after the 10th," Stephens said referencing his fly out in the 10th inning with the winning run at second. "My second time up I told myself to see the ball better and be more simple with it, and not try to do too much. It was super fun when I got to first and looked over at my teammates who were getting hyped. It was an adrenaline rush."

Stephens' first-career walk-off hit came after the biggest defensive play of the season in the top of the inning. With a runner on third and one out, Jeffrey David caught a line drive before firing a strike to home plate from right field for a double play that prevented the Gophers from taking the lead. "That ball was a top-spun line drive that I caught on the run, and I had momentum going in," David said. "Kyle (Smith) made a great play on the short hop, and it was a great play all around."

Lenny Junior Ashby's first home run of the year was equally as important as Stephens' walk-off hit, as it came with the Lobos trailing 2-1 in the bottom of the eighth inning. On a day where he had a career-high four hits, Weissenborn got the eighth inning started with his third hit of the day. That set the table for Ashby to win an eight-pitch at-bat against Gopher reliever Seth Clauson and blast the 3-2 pitch over the fence in right field for a 2-run shot. "I told some of my teammates that was probably one of the best and most clutch at bats I've ever seen," Stephens said on Ashby's home run. "Their guy was throwing 94, and Lenny already hit two foul bombs in the same at bat. Watching the third one go out fair was incredible. It was a crazy at-bat."

Terrell Hudson earned his first win of the year and fourth in his Lobo career, throwing three shutout frames with three hits, a strikeout, and a walk to finish the game on the mound. UNM improved to 3-1 with the victory, while Minnesota slipped to 0-4 at the outset of its 2023 campaign.

David was 3-for-5 for UNM, Weissenborn was 4-for-5, and Deylan Pigford had a pair of hits in a game where the Lobos totaled 12 knocks and left eight on base.

Brady Counsell led the Gophers with a 4-for-5 performance at the plate, while Sam Hunt was 3-for-4 with two RBIs and two walks. Minnesota had 14 hits and 14 runners left on.

Hunt got the Gophers on the board in the top of the second inning, roping an RBI-double into the left-field corner to bring Riley Swenson across the plate. UNM starter Jaren Jackson did not let to limit the damage to a single run, digging deep back-to-back strikeouts and a ground out to strand two runners in scoring position.

Scan the QR code to continue reading.





UNIVERSITY OF NEW MEXICO

2023 BASEBALL



GAME SUMMARIES & BOX SCORES

GAME 5: NORTHERN COLORADO (FEB. 24 AT ALBUQUERQUE, NM)

ALBUQUERQUE, N.M. - Reed Spenrath hit three home runs in the first four innings on Friday afternoon at Santa Ana Star Field, as the New Mexico baseball team blasted Northern Colorado 30-1 in the 2023 home opener.

The Lobos (4-1) used an eight-run second and a 10-run third inning to blow the game open right away, and never looked back on the way to tying the second-highest run total in program history.

Spenrath went 3-for-4 with six RBIs and three runs scored, and was the first Lobo to hit three homers in a game since Braydon Runion achieved the feat on April 15, 2022 against San Diego State. Jeffrey David had a career-high six RBIs and matched his career high with five hits, delivering a double and a triple.

Leadoff man Dylan Ditzemberger extended his reached base streak to 19 games, going 3-for-3 with a career-high four runs while adding three RBIs and stealing a base. Devon Dixon was 3-for-5 with a career-high four runs while hitting his first home run in a Lobo uniform and driving in three runs. Jake Holland also hit his first home run as a Lobo, as UNM tallied a season-high five long balls on the day.

Reigning Mountain West Pitcher of the Week Riley Egloff was magnificent again on the mound, allowing one hit and one walk while striking out eight in five shutout innings of work to earn his second win of the season. Egloff needed just 62 pitches to get through his efficient start, and he was one strikeout off his career high while earning his ninth-career victory.

Benjamin Baker-Livingston allowed one run on four hits with two strikeouts and no walks in three innings of relief, and Adolfo Iturralde struck out a pair in a scoreless ninth inning to finish the game.

Northern Colorado starter Ely Ruiz allowed 13 runs on 10 hits with two strikeouts and three walks in his 2 1/3 innings of work. Four relievers slogged through the Lobo lineup in a forgettable day of pitching for the visitors. No Bear had more than one hit in the game, as Northern Colorado managed just one run on five knocks while striking out 12 times. The Bears fell to 2-2 on the season with the lopsided loss.

New Mexico was one run away from tying the school record of 31, set on April 17, 2004 against Air Force. UNM also missed tying the single-game RBI record of 28 (which has been achieved three times) by one. The Lobos' 28 hits in the game were tied for sixth-most in single-game history, and UNM racked up 51 total bases on Friday.

Fifteen different New Mexico players had a hit, 13 scored at least one run, and a dozen drove in at least one run. Freshmen Caleb Herd and Akili Carris each recorded their first-career hits in the game, and freshman Dominic Felix also made his collegiate debut while picking up his first RBI.

In addition to the headline day at the plate, New Mexico was perfect defensively for the fifth consecutive game and has made zero errors in the first 47 defensive innings of the 2023 season.

Scan the QR code to continue reading.



GAME 6: NORTHERN COLORADO (FEB. 25 AT ALBUQUERQUE, NM)

ALBUQUERQUE, N.M. - Taking both ends of a doubleheader on Saturday at Santa Ana Star Field, New Mexico's baseball team topped visiting Northern Colorado twice to extend its winning streak to four games.

The Lobos (6-1) rallied late on their way to an 11-3 triumph in Game 1, before blowing the Bears away in an 18-2 rout in the seven-inning Game 2.

Braydon Runion homered in each game for UNM, finishing the day going 5-for-8 with four RBIs and four runs scored. Justin Olson hit his first home run of the year in Game 1, and Jake Holland added his first as a Lobo in Game 2. Lenny Junior Ashby led the team with eight RBIs in the doubleheader, as he went 4-for-8 at the plate on the day.

Dylan Ditzemberger extended his reached base streak to 20 games, going 3-for-5 with seven runs scored and adding three walks, a sacrifice fly, and a stolen base. A staff of four Lobo pitchers combined to strike out 12 hitters while issuing just one walk in the doubleheader, as Tristin Lively and Isaac Gallegos each earned victories on Saturday.

Northern Colorado (2-4) managed 16 hits in the doubleheader, with Jake King and Caden Wagner each hitting a solo home run in the second game.

Game 1 - New Mexico 11, Northern Colorado 3

The Lobos took the lead in the bottom of the first inning and never looked back, on the way to their third straight victory.

Lively and Northern Colorado starter Trey Cruz duked it out over the first four innings, with UNM holding a narrow 2-1 advantage. After Cruz struck out six UNM hitters in his first four frames, the Lobos got to him in the fifth and drove him from the game with two on and one out. Runion followed with an RBI-single to make the score 4-1, and New Mexico piled on from there with seven runs over its final three innings.

Lively got through six innings of work, allowing two runs on eight hits with six strikeouts and no walks to earn his second victory of the season. Brian McBroom tossed the final three innings to collect his second save of the year, allowing one run on three hits with a strikeout and no walks.

Zack Herrick and Jake Storey combined to throw the final 3 2/3 innings for the Bears, allowing seven runs on five hits with eight walks and two strikeouts.

King, Austin Bunn, and Wagner each had a pair of hits for Northern Colorado, as it totaled 11 knocks, three RBIs, and six runners left on base in Game 1.



2023 New Mexico Baseball Northern Colorado at New Mexico 2/24/2023 at Albuquerque, NM (Santa Ana Star Field)



Northern Colorado 1 (2-2)

Player	ab	r	h	rbi	bb	so	po	a	lob	avg
Hayden Heinze cf	3	0	1	0	0	2	0	0	0	.333
Jake King lf	3	0	0	0	2	2	0	0	0	.238
Jacob Banister ph	1	0	1	0	0	0	0	0	0	.667
Austin Bunn rf	2	0	0	0	2	2	0	1	0	.182
Cade Moeller rf	2	0	0	0	0	0	0	0	0	.000
Caden Wagner 1b	2	0	1	0	0	3	0	0	0	.353
Bradley Hallock 1b	2	0	1	1	0	4	1	1	2	.429
Craig Kenny c	1	0	0	0	1	0	3	0	0	.333
Jackson Meier c	2	1	1	0	1	4	0	0	0	.400
James Wright dh	2	0	0	0	2	0	0	0	0	.182
Bryce Moore ph	1	0	0	0	0	0	0	0	0	.286
Jackson Romero 2b	3	0	0	0	2	1	3	0	0	.333
Carson Gross ph	0	0	0	0	0	0	0	0	0	.143
Zain Zinicola 3b	2	0	0	0	1	0	2	0	0	.000
Luke Byler 3b	2	0	0	0	0	0	1	1	0	.000
Don Palma ss	3	0	0	0	1	2	4	2	2	.263
Ely Ruiz p	0	0	0	0	0	0	0	0	0	-
Kevin Sharp p	0	0	0	0	0	0	0	1	0	-
Jake Carvajal p	0	0	0	0	0	0	0	0	0	-
Iain Isdale p	0	0	0	0	0	1	1	0	0	-
Griffin Webb p	0	0	0	0	0	0	0	0	0	-
Totals	31	1	5	1	1	24	11	7	7	

Score by Innings	1	2	3	4	5	6	7	8	9	R	H	E
Northern Colorado	0	0	0	0	0	0	1	0	0	1	5	6
New Mexico	1	8	10	2	0	6	3	0	0	30	28	0

E - King, J. (2/2); Moeller, C.; Wagner, C. (1); Kenny, C. (2); Palma, D. (1). DP - UNC 2; UNM 1. LOB - UNC 7; UNM 9. 2B - KINKADE, K. (1); DAVID, J. (1); OLSON, J. (1); DIXON, D. (2). 3B - DAVID, J. (1); WEISSENBORN (1). HR - SPENRATH, R. (3/3); HOLLAND, J. (1); DIXON, D. (1). HBP - Heinze, H.; Wright, J.; Gross, C.; CARRIS, A. SF - RUNION, B. (1); WEISSENBORN (1). SB - Heinze, H. (1); DITZENBERGER (1).

Northern Colorado											New Mexico										
	ip	h	r	er	bb	so	ab	bf	np	era		ip	h	r	er	bb	so	ab	bf	np	era
Ely Ruiz	2.1	10	13	11	3	2	17	21	66	34.94	EGLOFF, Riley	5.0	1	0	0	1	8	16	18	62	0.60
Kevin Sharp	2.2	8	8	4	3	2	15	19	80	13.50	BAKER-LIVINGSTON, Ben	3.0	4	1	1	0	2	12	13	34	9.00
Jake Carvajal	0.1	5	6	6	1	0	6	8	31	162.0	ITURRALDE, Adolfo	1.0	0	0	0	0	2	3	4	21	0.00
Iain Isdale	1.2	5	3	2	1	2	10	11	44	10.80											
Griffin Webb	1.0	0	0	0	2	0	2	4	15	0.00											

Win - EGLOFF, R. (2-0). Loss - Ruiz, E. (0-1). Save - None.
WP - Ruiz, E. (1); Sharp, K. 2; Carvajal, J.; Isdale, I.; EGLOFF, R. (1). HBP - by EGLOFF, R. (Heinze, H.); by Carvajal, J. (CARRIS, A.); by BAKER-LIVING (Wright, J.); by ITURRALDE, A. (Gross, C.). Inherited runners/scored: Sharp, K. 1/1; Isdale, I. 3/2. Pitches/strides: Ruiz, E. 66/39; Sharp, K. 80/47; Carvajal, J. 31/16; Isdale, I. 44/24; Webb, G. 15/6; EGLOFF, R. 62/47; BAKER-LIVING 34/22; ITURRALDE, A. 21/11.

Umpires - HP: Jason Starkovich 1B: Cole Allenbrand 2B: Garrett Wilson 3B: Joseph Penna
Start: 2:03 pm Time: 2:55 Attendance: 518
Weather: 54F, Sunny



2023 New Mexico Baseball Northern Colorado at New Mexico (Game 1) Feb 25, 2023 at Albuquerque, N.M. (Santa Ana Star Field)



Northern Colorado 3 (2-3)

Player	ab	r	h	rbi	bb	so	po	a	lob	avg
Hayden Heinze cf	4	0	0	0	2	3	0	1		
Jake King lf	4	1	2	0	0	3	0	0		
Austin Bunn rf	4	2	2	0	0	1	1	0		
Caden Wagner 1b	4	0	2	1	0	0	3	1	1	
Bryce Moore 3b	3	0	0	1	0	1	0	0	0	
Carson Gross 3b	1	0	1	0	0	0	1	0	1	
Garrett Fisher c	2	0	0	0	1	6	1	0		
Jackson Meier ph/c	2	0	1	0	0	3	1	0		
Bradley Hallock dh	4	0	1	0	0	1	0	0	2	
Jackson Romero 2b	3	0	1	0	0	0	3	1		
Luke Byler ph	1	0	0	0	0	0	0	0	0	
Don Palma ss	3	0	1	0	0	0	4	1	0	
Zain Zinicola ph	1	0	0	0	1	0	0	1		
Trey Cruz p	0	0	0	0	0	0	1	0	0	
Zack Herrick p	0	0	0	0	0	0	0	0	0	
Jake Storey p	0	0	0	0	0	0	0	0	0	
Jayden Brown p	0	0	0	0	0	0	0	0	0	
Totals	36	3	11	3	0	7	24	8	6	

Score by Innings	1	2	3	4	5	6	7	8	9	R	H	E
Northern Colorado	0	0	0	1	0	1	0	1	0	3	11	2
New Mexico	1	0	0	1	2	4	0	3	X	11	9	2

E - Bunn, A. (2); Brown, J.; WEISSENBORN (1); LIVELY, T. (1). DP - UNM 1. LOB - UNC 6; UNM 9. 2B - King, J. (2); Bunn, A. (1); Wagner, C. (1). HR - RUNION, B. (1); OLSON, J. (1). SB - DITZENBERGER (2); DAVID, J. (2); SPENRATH, R. (1); PIGFORD, D. (1). CS - Gross, C. (1); Palma, D. (2); ASHBY, L. (1).

Northern Colorado	ip	h	r	er	bb	so	ab	bf	np
Trey Cruz	4.1	4	4	4	4	6	16	20	95
Zack Herrick	1.0	3	3	3	2	1	6	8	24
Jake Storey	0.2	1	1	1	0	3	4	16	
Jayden Brown	2.0	1	3	3	5	1	7	12	53

New Mexico	ip	h	r	er	bb	so	ab	bf	np
LIVELY, Tristin	6.0	8	2	2	0	6	25	25	91
MCBROOM, Brian	3.0	3	1	1	0	1	11	11	41

Win - LIVELY, T. (2-0). Loss - Cruz, T. (0-1). Save - MCBROOM, B. (2).
WP - Storey, J. (4); Brown, J. 3; LIVELY, T. (1). Inherited runners/scored: Herrick, Z. 2/1; Storey, J. 2/2.
Pitches/strides: Cruz, T. 95/53; Herrick, Z. 24/16; Storey, J. 16/8; Brown, J. 53/29; LIVELY, T. 91/67; MCBROOM, B. 41/30.

Umpires - HP: Cole Allenbrand 1B: Garrett Wilson 2B: Joseph Penna 3B: Jason Starkovich
Start: 12:03 pm Time: 2:41 Attendance:
Weather: 55F, Cloudy



UNIVERSITY OF NEW MEXICO

2023 BASEBALL



GAME SUMMARIES & BOX SCORES

GAME 7: NORTHERN COLORADO (FEB. 25 AT ALBUQUERQUE, NM)

Game 2 - New Mexico 18, Northern Colorado 2 (7 Innings)

In his second start in a Lobo uniform, Isaac Gallegos allowed two runs on two hits with four strikeouts and a walk in five innings. The Grants, N.M., native earned his first victory pitching for UNM, and the 16th of his collegiate career overall.

The Lobos didn't waste any time offensively, plating three runs in the bottom of the first including Runion's second home run of the day. UNM added five more in the second, with the rally highlighted by a two-run triple off the bat of Jeffrey David.

UNM left no doubt with a six-run fourth inning, which featured key knocks from Ashby and Holland to put the game out of reach.

Veteran left-hander Arthur Steinkamp tossed the final two innings for UNM, allowing three hits while striking out one and walking none in his 2023 season debut.

LOBO NOTES: UNM is now 30-10 all-time against Northern Colorado and is 30-9 in home games against the Bears...the Lobos' 12 walks drawn in Game 1 Saturday were the most in a game by the team since it drew 11 on May 7, 2022 against Nevada...the Lobos' streak of consecutive innings without an error came to an end in the second inning of Game 1, after UNM started the 2023 campaign with 48 straight frames of spotless defense...Ditzenberger matched his career single-game best for runs scored for the second game in-a-row, leading the Lobos with four runs in Game 1...Olson's home run in Game 1 was the fifth of his UNM career and the 12th of his collegiate career overall...with his two home runs Saturday, Runion upped his Lobo career total to 15 and his overall college career total to 31...Game 2 marked the second time in Ashby's UNM career he has reached five RBIs, as he achieved the feat on April 29, 2022...his collegiate high is six, which he achieved on Feb. 29, 2021 during his career at Odessa College...Holland was one RBI off his collegiate high of five, which he set on Jan. 28, 2022 during his career at Chipola College...Spenrath matched his career high with three walks in Game 2...UNM is off to its best start since going 6-1 at the outset of the 2016 campaign.



Northern Colorado 2 (2-4)

Player	ab	r	h	rbi	bb	so	po	a	lob	avg
Jake King lf	2	1	1	0	0	1	0	0	0	.333
Zain Zimicola cf	1	0	1	0	0	2	0	0	0	.250
Don Palma ss	3	0	0	0	1	1	2	0	0	.267
Austin Bunn rf	3	0	1	0	0	1	3	0	0	.312
Caden Wagner 1b	2	1	1	1	0	3	0	1	0	.381
Craig Kenny c	2	0	0	0	0	4	0	1	0	.308
Garrett Fisher c	1	0	0	0	1	1	0	0	0	.333
Bryce Moore 3b	2	0	0	0	0	0	0	0	0	.182
Luke Byler 3b	1	0	1	0	0	1	1	0	0	.250
Jackson Romero 2b	1	0	0	0	1	0	1	0	0	.375
Carson Gross ph	2	0	0	0	0	0	0	0	0	.200
James Wright dh	2	0	0	0	1	0	0	0	0	.182
Jacob Banister ph	1	0	0	0	0	0	0	1	0	.333
Hayden Heinze cf	1	0	0	0	0	0	0	0	0	.318
Cade Moeller lf	1	0	0	0	0	1	0	0	0	.000
Dylan Smith p	0	0	0	0	0	0	1	1	0	0
Andrew Isdale p	0	0	0	0	0	0	0	0	0	0
Jake Storey p	0	0	0	0	0	0	0	0	0	0
Jake Carvajal p	0	0	0	0	0	0	0	0	0	0
Totals	25	2	5	2	1	5	18	5	3	

Score by Innings	1	2	3	4	5	6	7	R	H	E
Northern Colorado	1	0	0	1	0	0	0	2	5	1
New Mexico	3	5	2	6	0	2	0	18	20	0

E - Romero, J.(1). DP - UNC 1; UNM 1. LOB - UNC 3; UNM 10. 2B - DITZENBERGER(2); HERD, C.(1); WEISSENBORN(1); KINKADE, K.(2). 3B - DAVID, J.(2). HR - King, J.(1); Wagner, C.(3); RUNION, B.(2). HBP - DAVID, J.. SF - DITZENBERGER(1); ASHBY, L.(1).

Northern Colorado	ip	h	r	er	bb	so	ab	bf	np	era
Dylan Smith	3.0	12	10	9	2	1	20	24	85	12.00
Andrew Isdale	0.1	0	3	3	3	1	1	4	20	20.25
Jake Storey	2.0	7	5	5	2	3	13	16	61	14.29
Jake Carvajal	0.2	1	0	0	0	0	2	2	7	54.00

Win - GALLEGOS, I. (1-0). Loss - Smith, D. (1-1). Save - None.

HBP - by Storey, J. (DAVID, J.). Inherited runners/scored: Storey, J. 3/3; Carvajal, J. 2/0. Pitches/strikes: Smith, D. 85/54; Isdale, A. 20/8; Storey, J. 61/32; Carvajal, J. 7/4; GALLEGOS, I. 61/40; STEINKAMP, A. 24/16.

Umpires - HP: Garrett Wilson 1B: Joseph Penna 2B: Jason Starkovich 3B: Cole Allenbrand
Start: 3 pm Time: 2:03 Attendance: 484
Weather: 58°F, Cloudy



2023 New Mexico Baseball Northern Colorado at New Mexico (Game 2) Feb 25, 2023 at Albuquerque, N.M. (Santa Ana Star Field)

New Mexico 18 (6-1)

Player	ab	r	h	rbi	bb	so	po	a	lob	avg
DITZENBERGER, Dylan 3b	2	3	2	2	1	0	0	2	0	.519
FELIX, Dominic ph	1	0	0	0	1	0	1	2	0	.000
DAVID, Jeffrey cf	3	2	1	3	0	0	0	0	0	.400
STEPHENS, Sean ph	1	0	0	0	0	0	0	0	0	.222
ASHBY, Lenny Junior dh	3	2	2	5	0	0	0	0	0	.393
OLSON, Justin ph	1	0	0	0	0	1	0	0	2	.286
RUNION, Braydon rf	4	2	3	2	0	1	0	0	0	.423
CARRIS, Akili ph	1	0	0	0	0	1	0	0	0	.333
SPENRATH, Reed 1b	2	2	1	0	3	1	7	0	0	.231
HOLLAND, Jake c	4	0	2	4	0	0	5	1	3	.438
HERD, Caleb ph	1	1	1	0	0	0	1	0	0	.500
PIGFORD, Deylan lf	4	1	2	1	1	0	2	0	3	.375
DIXON, Devon 2b	4	3	2	1	1	0	0	3	0	.375
WEISSENBORN, Chase ss	3	2	2	0	0	1	2	0	0	.375
KINKADE, Konner 2b	2	0	2	0	0	0	3	1	0	.571
GALLEGOS, Isaac p	0	0	0	0	0	0	0	1	0	-
STEINKAMP, Arthur p	0	0	0	0	0	0	0	0	0	-
Totals	36	18	20	18	7	5	21	9	10	



2023 New Mexico Baseball St. Bonaventure at New Mexico 3/3/2023 at Albuquerque, NM (Santa Ana Star Field)

St. Bonaventure 4 (0-5)

Player	ab	r	h	rbi	bb	so	po	a	lob	avg
THARNISH, Jayce cf	4	0	1	0	0	1	4	0	0	0
VERCOLLONE, Conner cf	0	0	0	0	0	0	1	0	0	0
HOALCRAFT, Chris 2b	4	0	0	0	0	2	1	2	0	0
RANKIE, Adam lf	4	0	1	0	0	0	3	0	2	0
PUTNEY, Jack 3b	4	0	1	0	0	0	1	1	1	0
GRILLI, Thomas dh	4	1	1	0	0	0	0	0	1	0
DeJOHN, Jackson c	3	1	2	0	1	3	0	0	0	0
SZABLEWSKI, Chet 1b	3	1	1	0	0	2	4	0	0	0
DARAKY, Mark rf	3	1	2	1	0	0	4	0	0	0
BIAGEYAN, Artin ss	2	0	0	1	0	0	1	1	0	0
HEDIGER, Bryce p	0	0	0	0	0	0	0	0	0	0
ROGGENBURK, Luke p	0	0	0	0	0	0	0	0	0	0
CARINGI, Kyle p	0	0	0	0	0	0	0	0	0	0
BREEN, Tripp p	0	0	0	0	0	0	0	0	0	0
BHAT, Rushil p	0	0	0	0	0	0	0	0	0	0
Totals	31	4	8	4	0	6	22	4	4	

Score by Innings	1	2	3	4	5	6	7	8	R	H	E
St. Bonaventure	0	4	0	0	0	0	0	0	4	8	1
New Mexico	0	0	5	0	6	2	0	1	14	16	0

Note: 1 out, 1 runner LOB when the game ended.

E - Roggenburk(1). DP - UNM 1. LOB - SBU 4; UNM 7. 2B - Putney(2); Grilli(2); DAVID, J.(2); SPENRATH, R.(3); PIGFORD, D.(2). 3B - Darakjy(1). HR - DeJohn(1); SPENRATH, R.(4); HOLLAND, J. 2(3). SH - Biageyan(2). SB - Hoalcraft(1); DITZENBERGER(3); PIGFORD, D.(2).

St. Bonaventure	ip	h	r	er	bb	so	ab	bf	np
HEDIGER, Bryce	4.0	8	7	7	3	1	20	23	81
ROGGENBURK, Luke	0.1	5	4	4	0	0	6	6	21
CARINGI, Kyle	1.2	1	2	2	2	1	6	8	31
BREEN, Tripp	1.0	0	0	0	0	1	3	3	14
BHAT, Rushil	0.1	2	1	1	0	0	3	3	9

Win - EGLOFF, R. (3-0). Loss - Hediger (0-2). Save - None.

Inherited runners/scored: Roggenburk 2/2; Caringi 1/0. Pitches/strikes: Hediger 81/43; Roggenburk 21/15; Caringi 31/15; Breen 14/11; Bhat 9/5; EGLOFF, R. 93/68; ITURRALDE, A. 17/9.

Umpires - HP: Mark Roberts 1B: Tyler Wall 2B: Neil Turner 3B: Dale Gardner
Start: 2:01 PM Time: 2:17 Attendance: 487
Weather: 50 F, Clear Skies, Wind 2 MPH
Hediger faced 2 batters in the 5th.



GAME 8: ST. BONAVENTURE (MARCH 3 AT ALBUQUERQUE, NM)

ALBUQUERQUE, N.M. - Jake Holland and Reed Spenrath combined for three home runs and eight RBIs on Friday afternoon at Santa Ana Star Field, propelling the New Mexico baseball team to a 14-4 run-rule victory over visiting St. Bonaventure in the opening game of the series.

Holland homered twice and drove in five runs, while Spenrath reached base five times, including his team-leading fourth home run of the year. The big offensive output backed senior ace Riley Egloff, who won his third straight game with a season-high seven innings of work.

Deylan Pigford was 3-for-5 at the plate, and had the winning hit in the bottom of the eighth as he nudged the Lobos ahead by double figures. UNM won its fifth consecutive game, and improved to 7-1 on the 2023 season.

St. Bonaventure lost its fifth straight game to start the season, but gave the Lobos a scare with a four-run second inning to jump ahead. Jackson DeJohn's first home run of the season was a two-run shot during the rally, and Mark Darakjy and Artin Biageyan followed with RBIs to spot the visitors the early advantage.

Egloff shook off a laborious second inning, and put up five straight zeroes after that. The right hander allowed four runs on seven hits with five strikeouts and no walks in his seven innings of work.

Devon Dixon helped Egloff to a clean top of the first inning, making a diving back-hand stop and throwing out Adam Rankie by a half step in the defensive play of the day. It was 1 of 6 plays made by Dixon on the day, who was stellar both at second base and at shortstop in the late innings.

Lenny Junior Ashby extended his hitting streak to 14 games with a knock in the bottom of the first, but SBU starter Bryce Hediger ended the frame with a strikeout.

The Bonnies struck in the top of the second inning, when Thomas Grilli punched a one-out double into the left-field corner and DeJohn followed with a home run to left-center. Darakjy delivered an RBI-triple to center, and Biageyan executed a squeeze bunt to perfection to make the score 4-0.

New Mexico responded in the bottom of the third, with an RBI-single off the bat of Ashby getting his team on the board. Spenrath followed with a three-run home run to left field to tie the score, and Dixon delivered an RBI-single to give the Lobos their first lead of the day.

Braydon Runion led off the fifth with a single, and an ensuing walk issued to Spenrath spelled the end of the line for Hediger. The right-hander allowed five runs on eight hits with one strikeout and three walks in his four innings of work.

Holland's second home run of the year was a no-doubter to left-center, with his towering three-run drive crashing off the top of The Pit. UNM added two more on an RBI-single by Dylan Ditzenberger and an RBI-double by Jeffrey David to make the score 11-4.



Scan the QR code to continue reading.



UNIVERSITY OF NEW MEXICO

2023 BASEBALL



GAME 9: ST. BONAVENTURE (MARCH 4 AT ALBUQUERQUE, NM)

ALBUQUERQUE, N.M. - Responding to a Game 1 loss to visiting St. Bonaventure on Saturday afternoon at Santa Ana Star Field, the New Mexico Baseball team's bats came alive in the nightcap of a doubleheader split.

The Bonnies (1-6) jumped on the Lobos for a 17-8 win in the opener, before UNM responded with a resounding 20-3 triumph to move its record on the season to 8-2.

Dylan Ditzzenberger and Braydon Runion each went 5-for-8 in the doubleheader, with the latter driving in six runs and hitting his third home run of the season. Jake Holland was 3-for-9 in the doubleheader with his third home run of the series and fourth of the season, and Chase Weissenborn went 2-for-5 with four runs scored and 10 plays without an error on defense.

Jaren Jackson earned his first win in a Lobo uniform, going six strong innings in the nightcap to lead his team to victory.

Game 1 - St. Bonaventure 17, New Mexico 8

SBU's Danny Manion was 5-for-5 with seven RBIs, homering twice to help the Bonnies set the tone and run away with the opening game of the doubleheader.

UNM starter Tristin Lively battled early command struggles in the top of the first, using a double play turned by Jeffrey David and Weissenborn to work around a walk and a hit batter.

SBU starter Gabe Watts worked around an error in the bottom of the first, and got through a bases-loaded jam with a pair of strikeouts and a ground out to keep the game scoreless.

Just as they did on Friday in the series opener, the Bonnies struck first in the top of the second inning. Manion's first hit of the season was a loud one, as he crushed a two-run home run over the fence in left field to put SBU up 2-0. Jayce Tharnish followed with a ground-rule double on a deep drive to left-center, Adam Rankie drove in a run with a sacrifice fly to center, and Jack Putney made the score 5-0 with a two-out, RBI-double that reached the wall in left. The big blow proved to end Lively's day early, as the senior righty went two innings in his second start of the year.

Manion struck again in the top of the third, hitting an O-2 pitch well over the fence in left to up his team's lead to 7-0. After a clean bottom of the third by Watts, his offense rewarded him with two more runs including Manion's fifth RBI of the game on a single.

Holland's third home run of the series kick-started a five-run fourth inning, as he turned around on an inside pitch for a two-run shot to left field. Lenny Junior Ashby extended his hitting streak to 15 games with a clutch, two-out two-run single, and Runion capped the rally with an RBI-single to cut the deficit to 11-5 after the fourth inning.

Scan the QR code to continue reading.



GAME 10: ST. BONAVENTURE (MARCH 4 AT ALBUQUERQUE, NM)

Game 2 - New Mexico 20, St. Bonaventure 3 (7 Innings)

Runion was 4-for-4 with five RBIs by the fourth inning, as he stood out in a game where UNM was ahead 11-2 after the first inning and never looked back. Jackson allowed three runs - two earned - on three hits with four strikeouts and one walk in his six innings of work. Wil Bannister finished the game off with a perfect seventh inning, as UNM claimed the run-rule victory for the second day in-a-row.

Tharnish led off the game with a double to right field, helping the Bonnies capitalize for a pair of runs early to take a 2-0 lead.

The early mishap was quickly brushed away however, as UNM scored a season-high single-inning total of 11 runs in the bottom of the first. The frame included RBIs by five different players, six hits, and two errors by the Bonnies. SBU starter Noah Czajkowski was driven from the game after recording just one out.

UNM added three more runs in the second, with Runion crushing his second double of the game off the wall in right to make him 3-for-3 with three RBIs through the first two frames of the game. The senior slugger blasted a two-run home run over the fence in left in the bottom of the fourth, amid a three-run inning to make the score 19-2.

Jackson put together a stretch of 11 consecutive batters retired in the first-through fourth innings, before using a double play turned by Weissenborn and Konner Kinkade and his third strikeout of the day to get through the fifth.

LOBO NOTES: UNM is now 2-1 all-time against St. Bonaventure...the first inning in Game 2 was the second time this season UNM has scored 10 or more runs in an inning...the Lobos played 10 runs in the bottom of the third inning against Northern Colorado on Feb. 24...the 11 runs tied the program record for most runs scored in the bottom of the first inning, matching the mark set by the team on March 25, 1976 against Colorado State...Ditzzenberger extended his reached base streak to 24 games, as he reached in both ends of the doubleheader...Ashby's hitting streak came to an end in Game 2, as he went 0-for-1 with a pair of walks.

UP NEXT: The series concludes on Sunday with a noon first pitch scheduled for the fourth and final game. The Lobos will then face a quick turnaround with a Tuesday afternoon road game at No. 24 Texas Tech - their final game before beginning Mountain West Conference play next week at home against Air Force.



2023 New Mexico Baseball St. Bonaventure at New Mexico (Game 1)

3/4/2023 at Albuquerque, NM (Santa Ana Star Field)



St. Bonaventure 17 (1-5)

Player	ab	r	h	rbi	bb	so	po	a	lob
THARNISH, Jayce cf	4	2	2	1	2	0	5	0	0
RANKIE, Adam lf	4	0	0	1	0	0	0	0	2
PUTNEY, Jack 3b	6	1	3	1	0	1	2	1	1
GRILLI, Thomas dh	5	1	2	0	0	0	0	0	2
HOALCRAFT, Chris pr	1	1	0	0	0	0	0	0	0
DeJOHN, Jackson c	6	3	3	1	0	1	9	0	0
DARAKJY, Mark rf	2	2	0	1	0	0	2	0	0
VERCILLONE, Conner rf	1	0	0	1	0	0	1	0	1
MANION, Danny 1b	5	2	5	7	0	0	4	1	0
DIETER, Evan pr	0	1	0	0	0	0	0	0	0
SZABLEWSKI, Chet 1b	0	0	0	0	0	0	0	0	0
BIAGEYAN, Artin ss	3	2	2	1	0	1	2	0	0
BISCAILLIZ, Jake 2b	5	2	3	1	0	0	2	1	0
WATTS, Gabe p	0	0	0	0	0	0	1	0	0
O'CONNELL, Ryan p	0	0	0	0	0	0	0	0	0
DEVINE, Liam p	0	0	0	0	0	0	0	0	0
Totals	42	17	20	15	3	2	27	6	7

New Mexico 8 (7-2)

Player	ab	r	h	rbi	bb	so	po	a	lob
DITZENBERGER, Dylan 3b	4	2	2	0	1	1	1	3	2
FELIX, Dominic ph	1	0	0	0	0	0	0	0	0
DAVID, Jeffrey 2b	4	0	0	0	0	1	2	6	0
STEPHENS, Sean ph	2	0	0	0	0	1	1	0	2
ASHBY, Lenny Junior lf	4	0	2	4	0	0	0	0	0
KINKADE, Konner ph	0	1	0	0	1	0	0	0	0
RUNION, Braydon rf	4	0	1	1	0	1	2	0	0
OLSON, Justin ph	1	0	1	0	0	0	0	0	0
DIXON, Devon ss	0	0	0	0	0	0	0	0	0
SPENRATH, Reed 1b	1	1	0	1	3	0	13	0	2
HOLLAND, Jake dh	5	1	1	2	0	3	0	0	6
SMITH, Kyle c	3	0	0	0	2	1	2	1	0
PIGFORD, Daylan cf	3	1	1	0	1	0	5	1	0
HERD, Caleb ph	0	0	0	0	1	0	0	0	0
WEISSENBORN, Chase ss	3	2	1	0	1	0	1	5	0
CARRIS, Akili ph	1	0	0	0	0	0	0	0	0
LIVELY, Tristin p	0	0	0	0	0	0	0	0	0
MCBROOM, Brian p	0	0	0	0	0	0	0	0	0
MARTINEZ, Jordan p	0	0	0	0	0	0	1	0	0
STANFIELD, Alec p	0	0	0	0	0	0	0	0	0
DEWYER, Trent p	0	0	0	0	0	0	0	0	0
Totals	36	8	9	8	10	8	27	17	12

Score by Innings	1	2	3	4	5	6	7	8	9	10	R	H	E
St. Bonaventure	0	5	4	2	0	1	1	4	0	0	17	20	2
New Mexico	0	0	0	5	0	2	0	1	0	X	8	9	2

E - DeJohn(4); Biageyan(2); DAVID, J. 2(2). DP - UNM 2. LOB - SBU 7; UNM 12. 2B - Tharnish(1); Putney(3); DeJohn 2(2); Manion(1); ASHBY, L.(1). HR - Manion 2(2); Biageyan(1); HOLLAND, J.(4). HBP - Rankie; Darakjy 2; Biageyan. SF - Rankie(1); Vercillone(1); SPENRATH, R.(1). SB - Biageyan(1). CS - Biageyan(1).

St. Bonaventure	ip	h	r	er	bb	so	ab	bf	np
WATTS, Gabe	3.1	2	5	5	6	3	13	19	75
O'CONNELL, Ryan	2.1	5	2	2	0	1	12	12	42
DEVINE, Liam	3.1	2	1	1	4	4	11	16	68
New Mexico	ip	h	r	er	bb	so	ab	bf	np
LIVELY, Tristin	2.0	5	5	1	0	9	13	44	
MCBROOM, Brian	2.0	6	6	4	0	2	12	14	46
MARTINEZ, Jordan	3.0	5	4	4	0	0	13	13	39
STANFIELD, Alec	0.1	3	2	2	0	3	6	19	
DEWYER, Trent	1.2	1	0	0	0	5	5	17	

Win - O'Connell (1-0). Loss - LIVELY, T. (2-1). Save - Devine (1).

WP - O'Connell(2); STANFIELD, A. HBP - by LIVELY, T. (Rankie); by LIVELY, T. (Darakjy); by MCBROOM, B. (Darakjy); by MCBROOM, B. (Biageyan). BK - Watts(1); MCBROOM, B.(1). Inherited runners/scored: O'Connell 3/3; Devine 1/0; STANFIELD, A 2/2; DEWYER, T. 3/0. Pitches/strikes: Watts 75/37; O'Connell 42/30; Devine 68/38; LIVELY, T. 44/23; MCBROOM, B. 46/34; MARTINEZ, J. 39/28; STANFIELD, A 19/8; DEWYER, T. 17/13.

Umpires - HP: Dale Gardner 1B: Mark Roberts 2B: Tyler Wall 3B: Neil Turner

Start: 12:05 PM Time: 3:12 Attendance: 548
Weather: 51 F, Clear Skies, Wind 2 MPH



2023 New Mexico Baseball St. Bonaventure at New Mexico (Game 2)

3/4/2023 at Albuquerque, NM (Santa Ana Star Field)



St. Bonaventure 3 (1-6)

Player	ab	r	h	rbi	bb	so	po	a	lob
THARNISH, Jayce cf	2	1	1	0	0	0	3	0	0
VERCILLONE, Conner ph	1	0	0	0	0	1	0	0	0
RANKIE, Adam lf	2	0	0	0	0	0	1	0	0
SZABLEWSKI, Chet ph/lf	1	1	1	0	0	0	0	0	0
GRILLI, Thomas rf	2	1	0	1	0	0	4	0	0
DIETER, Evan ph/rf	1	0	0	0	1	0	0	0	0
DeJOHN, Jackson dh	3	0	1	0	1	0	0	0	0
MANION, Danny 1b	2	0	0	1	0	5	3	0	0
HENDERSHOT, Pierce 3b	3	0	1	0	0	0	0	0	0
HOALCRAFT, Chris 2b	2	0	0	0	1	0	3	2	0
PAWLOWICZ, Jack ph	1	0	0	0	1	0	0	0	0
BIAGEYAN, Artin ss	1	0	0	0	0	0	0	0	0
BISHOP, Teddy c	2	0	0	0	0	1	0	0	0
BISCAILLIZ, Jake c/ss	2	0	0	0	0	3	1	0	0
CZAJKOWSKI, Noah p	0	0	0	0	0	0	0	0	0
KLODOWSKI, Nathan p	0	0	0	0	0	0	1	0	0
FINN, Bobby p	0	0	0	0	0	0	0	0	0
LINTELL, Jonny p	0	0	0	0	0	1	0	0	0
Totals	25	3	3	3	1	5	18	8	2

New Mexico 20 (8-2)

Player	ab	r	h	rbi	bb	so	po	a	lob
DITZENBERGER, Dylan 3b	4	3	3	3	0	0	0	1	0
FELIX, Dominic ph/3b	1	0	0	0	0	0	0	0	0
DAVID, Jeffrey cf/rf	4	0	0	1	0	0	0	2	0
ASHBY, Lenny Junior dh	1	2	0	0	2	0	0	0	0
OLSON, Justin ph/dh	2	1	1	0	0	0	0	0	0
RUNION, Braydon rf	4	3	4	5	0	0	1	0	0
STEPHENS, Sean cf	1	1	1	0	0	0	0	0	0
SPENRATH, Reed 1b	3	1	0	0	1	1	7	0	1
SMITH, Kyle ph/1b	0	0	0	0	1	0	1	0	0
HOLLAND, Jake c	4	1	2	2	0	0	2	0	0
HERD, Caleb pr/c	1	1	0	1	0	0	3	0	0
PIGFORD, Daylan lf	3	2	1	1	1	0	0	0	2
CARRIS, Akili ph/2b	1	0	0	0	0	1	1	0	0
DIXON, Devon 2b/ss	2	3	1	0	3	0	2	3	1
WEISSENBORN, Chase ss	2	2	1	3	1	0	2	2	0
KINKADE, Konner ph/2b	1	0	0	0	0	0	0	2	1
JACKSON, Jaren p	0	0	0	0	0	0	0	0	0
BANNISTER, Wil p	0	0	0	0	0	0	0	0	0
Totals	34	20	13	17	9	2	21	8	6

Score by Innings	1	2	3	4	5	6	7	R	H	E
St. Bonaventure	2	0	0	0	1	0	0	3	3	4
New Mexico	11	3	2	3	0	1	X	20	13	2

E - Tharnish(1); Grilli 2(2); Czajkowski(1); DIXON, D.(1); KINKADE, K.(1). DP - UNM 1. LOB - SBU 2; UNM 6. 2B - Tharnish(2); RUNION, B. 2(3); HOLLAND, J.(1); WEISSENBORN(2). 3B - STEPHENS, S.(1). HR - Szablewski(1); RUNION, B.(3). SF - DAVID, J.(2).

St. Bonaventure	ip	h	r	er	bb	so	ab	bf	np
CZAJKOWSKI, Noah	0.1	3	8	7	4	0	5	9	42
KLODOWSKI, Nathan	0.2	3	3	1	1	0	6	7	23
FINN, Bobby	2.0	3	5	3	3	1	9	13	55
LINTELL, Jonny	3.0	4	4	3	1	1	14	15	51
New Mexico	ip	h	r	er	bb	so	ab	bf	np
JACKSON, Jaren	6.0	3	3	2	1	4	22	23	87
BANNISTER, Wil	1.0	0	0	0	0	1	3	3	7

Win - JACKSON, J. (1-0). Loss - Czajkowski (0-2). Save - None.

WP - Klodowski(1); Finn(1). BK - Finn(2). Inherited runners/scored: Klodowski 1/1. Pitches/strikes: Czajkowski 42/19; Klodowski 23/10; Finn 55/25; Lintell 51/28; JACKSON, J. 87/57; BANNISTER, W 7/5.

Umpires - HP: Neil Turner 1B: Dale Gardner 2B: Mark Roberts 3B: Tyler Wall

Start: 4:02 PM Time: 2:02 Attendance: 548
Weather: 54F, Clear skies, wind 0 MPH



UNIVERSITY OF NEW MEXICO

2023 BASEBALL



GAME 11: ST. BONAVENTURE (MARCH 5 AT ALBUQUERQUE, NM)

ALBUQUERQUE, N.M. - A stellar start by Isaac Gallegos was backed by another stalwart offensive performance as New Mexico's baseball team scored early and often in a 16-6 run-rule victory over St. Bonaventure on Sunday afternoon at Santa Ana Star Field.

The Lobos (9-2) were up 15-0 after the third inning, plating 11 runs in the third inning to leave no doubt in the series finale between the teams. St. Bonaventure slipped to 1-7 on the season with the defeat, and the Lobos claimed the four-game set 3-1.

Gallegos earned his second win in a Lobo uniform with a rock-solid 64-pitch outing that covered five innings of work. The right-hander scattered three hits in his shutout performance, while striking out five and walking none.

Gallegos found his groove from the start, striking out a pair of hitters in the top of the first inning. Jeffrey David blasted a one-out double into the left-field corner in the bottom of the inning, and Braydon Runion put the Lobos ahead 1-0 with his fifth consecutive hit.

The Lobos played solid defense in the top of the second, with Chase Weissenborn making a head's up play to catch the lead runner at third base on a routine ground ball. Deylan Pigford then chased down a deep drive in left-center, negotiating with the sun to secure his first catch of the game.

After a one-out walk to Pigford in the bottom of the second, Devon Dixon delivered his second home run of the season with a no-doubt shot to left field to put the Lobos ahead 3-0. David kept his hot bat alive, following Dixon's homer with an RBI-triple after Weissenborn legged out an infield single.

Dixon had the defensive play of the day in the top of the third, handling a tricky hop on a sharp ground ball that took him into center field before gunning down Jayce Tharnish by half a step.

Runion led off the big third inning with a double, and Kyle Smith drove his first home run of the season deep over the fence in center to make the score 7-0. Smith's homer drove SBU starter Andrew Ayers from the game, after allowing seven runs on eight hits with two strikeouts and two walks. Dylan Ditzemberger extended his reached base streak to 25 games with his first home run of the season, a two-run shot over the fence in right that made the score 10-0. Reed Spenrath added a two-run double, Pigford delivered a two-run triple, and Dixon ended the 11-run frame by just missing his second home run with an RBI-double off the top of the wall to make the score 15-0.

Lenny Junior Ashby punched a double into left center with one out in the fourth, giving every Lobo starter at least one hit and one run scored in the blowout victory.

Scan the QR code to continue reading.



2023 New Mexico Baseball St. Bonaventure at New Mexico

3/5/2023 at Albuquerque, NM (Santa Ana Star Field)



St. Bonaventure 6 (1-7)

Player	ab	r	h	rbi	bb	so	po	a	lob
THARNISH, Jayce c	2	0	0	0	0	0	0	0	0
VERCOLLOONE, Connor cf	2	2	2	0	0	0	0	0	0
RANKIE, Adam lf	4	1	3	0	0	1	0	0	0
PUTNEY, Jack 3b	2	0	0	0	1	0	1	0	1
HENDERSHOT, Pierce 3b	2	2	2	3	0	0	1	1	0
GRILLI, Thomas dh	2	0	0	0	0	1	0	0	1
DIETER, Evan ph/dh	1	1	1	0	0	0	0	0	0
DeJOHN, Jackson c	2	0	1	0	0	0	6	0	0
BISHOP, Teddy c	2	0	0	0	0	1	0	0	0
MANION, Danny 1b	3	0	1	1	0	1	5	0	0
SZABLEWSKI, Chet rf	3	0	1	1	0	0	1	0	0
BIAGIANTI, Arlin ss	2	0	0	0	0	1	1	0	1
HOALCRAFT, Chris ss	1	0	0	0	0	0	1	2	0
BISCALUIZ, Jake 2b	3	0	0	0	1	1	1	0	0
AYERS, Andrew p	0	0	0	0	0	0	0	0	0
FENTON, Tucker p	0	0	0	0	0	0	0	0	0
BREEN, Tripp p	0	0	0	0	0	0	0	0	0
KLODOWSKI, Nathan p	0	0	0	0	0	0	0	0	0
Totals	31	6	11	6	0	5	18	4	5

Score by Innings	1	2	3	4	5	6	7	R	H	E
St. Bonaventure	0	0	0	0	0	3	3	6	11	1
New Mexico	1	3	11	0	0	0	1	16	17	0

Note: None out, 2 runners LOB when the game ended.

E - Biscailuz(2), DP - SBU 1; UNM 1. LOB - SBU 5; UNM 7. 2B - Vercollone(2); Rankie(2); DAVID, J.(4); ASHBY, L.(3); RUNION, B.(5); SPENRATH, R.(5); PIGFORD, D.(4); DIXON, D.(4); 3B - DAVID, J.(4); PIGFORD, D.(3); HR - Hendershot(2); DITZENBERGER(2); SMITH, K.(2); DIXON, D.(3). HBP - Dieter. SH - DITZENBERGER(2). SB - RUNION, B.(2); SPENRATH, R.(3).

St. Bonaventure	ip	h	r	er	bb	so	ab	bf	np
AYERS, Andrew	2.0	7	7	2	2	12	15	53	
FENTON, Tucker	0.1	2	5	3	1	3	6	24	
BREEN, Tripp	2.2	4	3	3	1	4	13	14	54
KLODOWSKI, Nathan	1.0	4	1	1	0	0	6	6	12

Win - GALLEGOS, I. (2-0). Loss - Ayers (0-1). Save - None.

WP - Ayers 2(4); Fenton 2(5); GALLEGOS, I.(2). HBP - by HUDSON, T. (Dieter). BK - Ayers(2); Fenton(2). Inherited runners/scored: Breen 2/2; BAKER-LIVING 2/2. Pitches/strikes: Ayers 53/28; Fenton 24/8; Breen 54/34; Kłodowski 12/9; GALLEGOS, I. 64/43; RUSSELL, B. 19/14; BAKER-LIVING 12/8; HUDSON, T. 13/9.

Umpires - HP: Tyler Wall 1B: Neil Turner 2B: Dale Gardner 3B: Mark Roberts

Start: 12:02 PM Time: 2:19 Attendance: 579

Weather: 60 F, Clear Skies, Wind 5 MPH

Ayers faced 3 batters in the 3rd.

Kłodowski faced 3 batters in the 7th.



2023 New Mexico Baseball New Mexico at Texas Tech

3/7/2023 at Lubbock, Texas (Rip Griffin Park)



New Mexico 3 (9-3)

Player	ab	r	h	rbi	bb	so	po	a	lob
DITZENBERGER, Dylan 3b	3	0	1	0	0	1	0	0	0
KINKADE, Konner 2b	2	0	0	0	0	1	1	1	1
DAVID, Jeffrey cf	5	0	1	1	0	1	0	0	0
ASHBY, Lenny Junior dh	4	1	3	1	1	0	0	2	2
STEPHENS, Sean rf	0	0	0	0	0	0	0	0	0
RUNION, Braydon rf	4	1	2	0	1	2	0	1	1
SPENRATH, Reed 1b	4	0	0	0	0	11	0	1	0
HOLLAND, Jake c	4	0	1	0	0	5	0	3	3
PIGFORD, Deylan lf	3	0	1	1	0	2	0	0	0
DIXON, Devon 2b/3b	3	0	0	0	1	0	4	3	1
WEISSENBORN, Chase ss	4	1	0	0	1	0	5	2	2
BANNISTER, Wil p	0	0	0	0	0	0	0	0	0
STEINKAMP, Arthur p	0	0	0	0	0	0	0	0	0
HUDSON, Terrell p	0	0	0	0	0	0	1	0	0
STILL, Justin p	0	0	0	0	0	0	2	0	0
MCBROOM, Brian p	0	0	0	0	0	0	0	0	0
Totals	36	3	9	3	4	5	24	13	11

Score by Innings	1	2	3	4	5	6	7	8	9	R	H	E
New Mexico	0	1	1	0	0	0	1	0	0	3	9	0
Texas Tech	0	3	0	3	0	0	0	0	X	6	10	1

E - Bazzell, K.(5), DP - UNM 1; TTU 1. LOB - UNM 11; TTU 10. 2B - PIGFORD, D.(4); White, H.(3); Bazzell, K.(8); Maxcley, D.(2); Carter, D.(2). HR - ASHBY, L.(2). HBP - SPENRATH, R.; Hester, N. SH - Hester, N.(2). SB - PIGFORD, D. 2(4).

New Mexico	ip	h	r	er	bb	so	ab	bf	np
BANNISTER, Wil	1.1	3	3	3	2	0	7	9	34
STEINKAMP, Arthur	2.0	3	2	2	3	2	7	11	40
HUDSON, Terrell	2.1	3	1	1	0	1	10	10	42
STILL, Justin	1.2	0	0	0	2	1	4	7	21
MCBROOM, Brian	0.2	1	0	0	0	3	3	6	

Win - Lopez, J. (1-0). Loss - BANNISTER, W (0-1). Save - Devine, A. (1).

WP - Erdman, Z.(1). HBP - by Erdman, Z. (SPENRATH, R.); by STEINKAMP, A (Hester, N.). PB - Maxcley, D.(3). Inherited runners/scored: STEINKAMP, A 3/1; HUDSON, T. 2/2; STILL, J. 1/0; MCBROOM, B. 1/0; Lopez, J. 2/0. Pitches/strikes: BANNISTER, W 34/17; STEINKAMP, A 40/22; HUDSON, T. 42/27; STILL, J. 21/12; MCBROOM, B. 6/5; Erdman, Z. 54/31; Lopez, J. 23/18; Parish, T. 40/26; Devine, A. 14/8.

Umpires - HP: Demond Thomas 1B: Courtney Lawrence 2B: Joe Landin 3B: Kyle Parker

Start: 2:02pm Time: 2:41 Attendance: 3438

Weather: 74 degrees, cloudy

Texas Tech 6 (12-2)

Player	ab	r	h	rbi	bb	so	po	a	lob
Nolen Hester lf	3	1	0	0	0	0	2	0	0
Hudson White 2b	4	1	2	1	1	0	2	3	0
Kevin Bazzell 3b	5	1	2	2	0	1	1	1	3
Gavin Kash 1b	5	1	2	0	0	1	7	0	3
Ty Coleman dh	4	0	1	1	0	0	0	0	0
Owen Washburn rf	2	1	0	0	2	1	6	0	1
Dylan Maxcley c	3	1	2	0	1	0	5	0	0
Dillon Carter cf	4	0	1	2	0	1	3	0	3
Burns, Will ss	1	0	0	0	3	0	1	2	0
Zach Erdman p	0	0	0	0	0	0	0	0	0
Jase Lopez p	0	0	0	0	0	0	0	0	0
Trendan Parish p	0	0	0	0	0	0	0	0	0
Andrew Devine p	0	0	0	0	0	0	0	0	0
Totals	31	6	10	6	7	4	27	6	10

Score by Innings	1	2	3	4	5	6	7	8	9	R	H	E
New Mexico	0	1	1	0	0	0	1	0	0	3	9	0
Texas Tech	0	3	0	3	0	0	0	0	X	6	10	1

E - Bazzell, K.(5), DP - UNM 1; TTU 1. LOB - UNM 11; TTU 10. 2B - PIGFORD, D.(4); White, H.(3); Bazzell, K.(8); Maxcley, D.(2); Carter, D.(2). HR - ASHBY, L.(2). HBP - SPENRATH, R.; Hester, N. SH - Hester, N.(2). SB - PIGFORD, D. 2(4).

Texas Tech	ip	h	r	er	bb	so	ab	bf	np
Zach Erdman	2.2	4	2	1	3	1	13	17	54
Jase Lopez	2.1	2	0	0	0	2	9	9	23
Trendan Parish	3.0	2	1	1	1	1	10	11	40
Andrew Devine	1.0	1	0	0	0	1	4	4	14



UNIVERSITY OF NEW MEXICO

2023 BASEBALL



GAME 13: AIR FORCE (MARCH 10 AT ALBUQUERQUE, NM)

ALBUQUERQUE, N.M. - Outlasting host New Mexico in a 10-inning affair Friday night at Santa Ana Star Field, visiting Air Force claimed a 9-7 victory in the teams' opening Mountain West Conference game of the 2023 season.

Reed Spenrath hit a game-tying, two-run home run in the bottom of the ninth inning, but the Falcons spoiled the big swing of the bat by loading the bases in the 10th and plating two runs to seal the win. AFA improved to 5-9 on the season and is now 1-0 in conference play, while UNM dropped to 9-4 overall and 0-1 in league action.

Spennrath finished 3-for-5 with three runs scored, and Jake Holland also homered while driving in three runs. Dylan Ditzemberger was 4-for-5 in the leadoff spot for UNM, as that trio accounted for nine of the team's 14 hits in the game.

Sam Kulasingam, Chase Spencer, Trayden Tamiya, and Landon Boyd each had a pair of hits for the visitors, who tallied 12 knocks in the opening game of the series.

New Mexico played from behind the entire game, as Air Force jumped out to a 3-0 lead in the top of the first and never trailed. Air Force's big first inning came with two outs, as a pair of walks and doubles by Spencer and Tamiya pushed the visitors ahead 3-0 off the bat.

Ditzemberger didn't waste any time extending his reached-base streak to 27 games, drawing a leadoff walk in the first. Air Force starter Doyle Gehring bounced back, retiring the next three hitters including a pair of strikeouts to put up a zero. Gehring wound up going six innings in the no-decision, striking out nine to go against a pair of walks and allowing four runs on seven hits.

UNM starter Riley Egloff shook off the big first inning, and cruised through the Falcons in order in the second while capping the frame with his first strikeout of the day.

Spennrath led off the bottom of the second with a single, and Holland sneaked his fifth long ball of the year just over the right-field wall to get UNM on the board.

The Falcons responded in the top of the third, when Jake Greiving hit a one-out double off the wall in center and Spencer drove him in with a base hit. Air Force struck again in the fourth, with a sacrifice fly off the bat of Greiving making the score 5-2.

Ditzemberger punched a one-out double into the left-field corner in the bottom of the fifth, and Lenny Junior Ashby sent a laser into the gap in right-center to help UNM get a run back and cut the deficit to 5-3.

Scan the QR code to continue reading.



2023 New Mexico Baseball Air Force at New Mexico 3/10/2023 at Albuquerque, NM (Santa Ana Star Field)



Air Force 9 (5-9,1-0)

Player	ab	r	h	rbi	bb	so	do	a	lob	ops
Matt Thompson IF	6	0	0	0	2	3	0	2	.264	
Sam Kulasingam 1b	5	1	2	1	1	0	6	1	.466	
Jake Greiving dh	4	2	1	1	1	0	0	1	.215	
Chase Spencer rf	5	1	2	1	0	1	2	0	.278	
Jay Thompson 3b	4	2	1	2	1	0	2	0	.258	
Trayden Tamiya 2b	5	0	2	0	0	0	1	0	.333	
Aerik Joe ss	4	1	1	0	1	2	4	2	.244	
Landon Boyd c	4	1	2	0	1	0	1	0	.206	
Blake Covin cf	3	1	1	0	1	0	2	0	.143	
Doyle Gehring p	0	0	0	0	0	1	0	0	-	
Sammy Hawkins p	0	0	0	0	0	0	0	0	-	
Duke Benge p	0	0	0	0	0	0	0	0	-	
Totals	40	9	12	7	6	30	6	9		

New Mexico 7 (9-4,0-1)

Player	ab	r	h	rbi	bb	so	do	a	lob	ops
DITZENBERGER, Dylan 3b	5	1	4	0	1	0	2	1	0	.545
DAVID, Jeffrey cf	3	0	2	0	0	1	1	0	1	.323
ASHBY, Lenny Junior dh	6	0	1	1	0	2	0	0	0	.379
RUNION, Braydon rf	4	1	1	0	1	3	0	0	2	.434
SPENRATH, Reed 1b	5	3	3	2	0	1	1	1	2	.327
HOLLAND, Jake c	4	1	2	3	1	1	5	0	3	.429
STEWENS, Ben pr	0	0	0	0	0	0	0	0	0	.264
SMITH, Kyle c	0	0	0	0	0	0	0	0	0	.160
PIGFORD, Dylan lf	4	1	1	1	0	5	0	0	0	.368
DIXON, Devon 2b	2	0	0	0	0	2	2	0	0	.303
OLSON, Justin ph	0	0	0	0	1	0	0	0	0	.389
KIRKADE, Konner pr	2	0	0	0	0	1	2	2	0	.333
WEISSENBORN, Chase ss	5	0	0	0	0	1	8	3	0	.250
EGLOFF, Riley p	0	0	0	0	0	0	0	0	0	-
MCSROOM, Brian p	0	0	0	0	0	0	0	0	0	-
BANNISTER, WI p	0	0	0	0	0	0	1	0	0	-
STILL, Justin p	0	0	0	0	0	0	0	0	0	-
Totals	42	7	14	7	6	30	15	11		

Score by Inning	1	2	3	4	5	6	7	8	9	10	R	H	E
Air Force	3	0	3	1	0	0	0	0	2	0	9	12	6
New Mexico	0	2	0	0	1	0	1	2	0	X	7	14	2

E - DITZENBERGER(1); PIGFORD, D.(1). DP - AF 2; UNM 1. LOB - AF 9; UNM 11. 2B - GREIVING(3); SPENCER(5); TAMIYA(4); DITZENBERGER(3); ASHBY, L.(3); RUNION, B.(5); SPENRATH, R.(6); HOLLAND, J.(2). HR - THOMAS(6); SPENRATH, R.(6); HOLLAND, J.(6); PIGFORD, D.(1). HBP - DAVID, J. SH - COVIN(3). SF - GREIVING(1). SB - STEWENS, B.(1).

Air Force	ip	h	r	er	bb	so	do	bf	wp	4th
Doyle Gehring	6.0	7	4	4	2	9	24	100	5.19	
Sammy Hawkins	2.1	6	3	3	2	3	18	65	5.52	
Duke Benge	1.2	1	0	0	1	0	6	16	3.77	

New Mexico	ip	h	r	er	bb	so	do	bf	wp	4th
EGLOFF, Riley	6.0	6	5	4	4	3	23	29	302	4.03
MCSROOM, Brian	1.1	0	0	0	2	0	4	6	24	4.73
BANNISTER, WI	2.1	3	4	0	2	11	11	36	10.88	
STILL, Justin	0.1	1	0	0	0	1	2	2	6	0.00

W - BENGE (1-1). Loss - BANNISTER, W (0-2). Save - None.

WP - GEHRING(2); EGLOFF, R.(2). HBP - by GEHRING (DAVID, J.). Inherited runners/scored: BENGE 1/0; BANNISTER, W 2/0; STILL, J. 1/1. Pitcher/reliever: GEHRING 100/69; HAWKS 65/37; BENGE 16/11; EGLOFF, R. 102/69; MCSROOM, B. 24/14; BANNISTER, W 36/22; STILL, J. 6/4.

Umpires - HP: Heath Jones 1B: Mark Moffett 2B: Cody Allenbrand 3B: Rob Hansen
Start: 6:04 PM Time: 3:07 Attendance: 495
Weather: 66F, Cloudy wind out to RF 15

GAME 14: AIR FORCE (MARCH 11 AT ALBUQUERQUE, NM)

ALBUQUERQUE, N.M. - Tristin Lively threw a career-high 8 1/3 shutout innings on Saturday night at Santa Ana Star Field, and the New Mexico offense took care of the rest in a 15-0 drubbing of Mountain West foe Air Force.

Lively earned his third victory of the season and the ninth of his career with the Lobos, striking out six and walking one while allowing just three hits in the masterful performance. "It feels amazing," said Lively, who was coming off an outing last week in which he didn't make it out of the second inning. "You just have to go back every day and continue to work. That's what I try to do, and it paid off. It felt great to get out there and do my thing."

Lively was backed by superb defense from the Lobos, specifically in the infield with Devon Dixon, Chase Weissenborn, and Dylan Ditzemberger combining to make 14 plays behind him. Dixon matched his collegiate career high with six assists at second base, and had some of the biggest defensive plays of the night. "We have a bunch of big-league fielders for sure," Lively said. "Dev makes every play that he makes look easy, and that was on display tonight. It's fantastic having all those guys make great plays."

In addition to his four assists on the night, Weissenborn matched his career high in hits as he went 4-for-4 at the plate with three RBIs and a pair of runs scored. "I was struggling a bit with my swing, so I showed up early with Coach (Nate) Casaday today to hit on the field and I made some adjustments," Weissenborn said. "I started feeling comfortable. Once I got in the box, I was just trying to compete for my guys and do anything I could to bring home a win for the team. The main thing is to compete, see the ball up, and put a good swing on it."

Daylan Pigford was 3-for-4 with three runs scored, and Jeffrey David and Braydon Runion had a pair of hits each. All nine Lobos in the lineup scored a run, while eight different players had hits and seven players had RBIs. New Mexico improved to 10-4 on the season with the victory, and claimed its first Mountain West win of the year to move its conference record to 1-1.

After winning the series opener 9-7 in 10 innings on Friday night, Air Force's offense was silenced with just three hits on Saturday. The Falcons fell to 5-10 on the season and are also 1-1 in conference play.

New Mexico showed off the leather in the top of the first inning, with three infielders each making stellar plays. Dixon handled a sharply-hit ground ball up the middle and Reed Spennrath swiped up a short hop for the second out of the frame. Ditzemberger then laid out fully to his left to snag a sharp line drive and make it a 1-2-3 inning for Lively. "Hats off to Dixon," Weissenborn said. "He makes all the hard plays look so easy, and he's one of the most talented guys I've played with. It's really fun knowing we have that weapon, and it's a blast playing next to him."

David, who entered the week ranked fifth in the NCAA in triples, added his fourth of the season in the bottom of the first before Lenny Junior Ashby played him with a ground ball to make the score 1-0.

After another clean inning from Lively, the Lobos bolstered their advantage with a three-run second inning. Pigford legged out an infield single on a high chopper, and Weissenborn followed with an RBI-single into center field. Ditzemberger then extended his reached base streak to 28 games, rifling a triple into the right-field corner that made the score 4-0.

Scan the QR code to continue reading.



2023 New Mexico Baseball Air Force at New Mexico 3/11/2023 at Albuquerque, NM (Santa Ana Star Field)



Air Force 0

Player	ab	r	h	rbi	bb	so	do	a	lob	ops
Matt Thompson IF	3	0	0	0	1	1	2	0	0	
Sam Kulasingam 1b	4	0	1	0	0	0	10	1	2	
Jake Greiving dh	4	0	0	0	0	1	0	0	0	
Chase Spencer rf	3	0	0	0	1	2	5	0	0	
Jay Thompson 3b	4	0	1	0	0	1	1	2	2	
Trayden Tamiya 2b	3	0	0	0	0	0	2	1		
Aerik Joe ss	3	0	0	0	0	1	4	0		
Landon Boyd c	3	0	1	0	0	0	4	1		
Blake Covin cf	3	0	0	0	0	1	0	0		
Doyle Gehring p	0	0	0	0	0	0	0	0		
Jake Senechal p	0	0	0	0	0	0	0	1		
Jimmy Hebenstreit p	0	0	0	0	0	0	0	0		
Cooper Laveridge p	0	0	0	0	0	0	0	0		
Ryan Stohr p	0	0	0	0	0	0	1	0		
Totals	30	0	3	0	2	7	24	11	5	

New Mexico 15

Player	ab	r	h	rbi	bb	so	do	a	lob	ops
DITZENBERGER, Dylan 3b	5	1	1	3	1	0	2	1	3	
DAVID, Jeffrey cf	5	2	2	1	0	0	1	0	1	
ASHBY, Lenny Junior dh	5	1	0	1	0	0	0	0	0	
RUNION, Braydon rf	5	1	2	2	0	2	0	0	0	
SPENRATH, Reed 1b	4	1	1	1	1	2	1	3	1	
SMITH, Kyle c	3	3	3	2	1	1	6	1	1	
PIGFORD, Dylan lf	4	3	3	0	1	0	1	0	0	
DIXON, Devon 2b	5	1	1	0	0	1	1	6	0	
WEISSENBORN, Chase ss	4	2	4	3	1	0	0	4	0	
LIVELY, Tristin p	0	0	0	0	0	0	1	0	0	
STILL, Justin p	0	0	0	0	0	0	0	0	0	
Totals	40	15	15	13	6	4	27	18	7	

Score by Inning	1	2	3	4	5	6	7	8	9	10	R	H	E
Air Force	0	0	0	0	0	0	0	0	0	0	0	3	3
New Mexico	1	5	0	0	0	1	0	10	X	15	15	1	

E - JOE 2; COVIN; RUNION, B. LOB - AF 5; UNM 7. 2B - BOYD; PIGFORD, D. 3B - DITZENBERGER; DAVID, J.; SMITH, K. HBP - SMITH, K. SB - PIGFORD, D. 2; WEISSENBORN.

Air Force	ip	h	r	er	bb	so	do	bf	wp	4th
Doyle Gehring	4.0	5	4	4	3	1	16	19	59	
Jake Senechal	3.0	4	1	1	0	3	18	13	45	
Jimmy Hebenstreit	0.1	1	3	2	1	0	2	4	16	
Cooper Laveridge	0.0	3	6	0	1	0	6	6	24	
Ryan Stohr	0.2	2	1	1	0	0	4	4	14	

New Mexico	ip	h	r	er	bb	so	do	bf	wp	4th
LIVELY, Tristin	8.1	3	0	0	1	6	28	29	115	
STILL, Justin	0.2	1	0	0	1	1	2	8	14	

W - None. Loss - None. Save - None.

WP - BANNISTER; HESENSTREIT; STOHK. HBP - by HESENSTREIT (SMITH, K.). LOB - SMITH, K. Inherited runners/scored: LOVERIDGE 3/0; STOHK 1/1; STILL, J. 1/0. Pitcher/reliever: ROGERS 59/33; BANNISTER 45/36; HESENSTREIT 16/6; LOVERIDGE 24/12; STOHK 14/6; LIVELY, T. 115/79; STILL, J. 14/6.

Umpires - HP: Rob Hansen 1B: Heath Jones 2B: Mark Moffett 3B: Cody Allenbrand
Start: 2:03 PM Time: Attendance:
LOVERIDGE faced 6 batters in the 8th.



UNIVERSITY OF NEW MEXICO

2023 BASEBALL



GAME 15: AIR FORCE (MARCH 12 AT ALBUQUERQUE, NM)

ALBUQUERQUE, N.M. - An eight-run first inning proved to be the difference on Sunday afternoon at Santa Ana Star Field, as the New Mexico baseball team took down visiting Air Force 11-4 to claim a 2-1 victory in its first Mountain West Conference series of the 2023 season.

Lobo right-hander Isaac Gallegos pitched into the seventh inning on Sunday, striking out six while allowing four runs on five hits with three walks to earn his third victory of the season. Terrell Hudson struck out two hitters in two scoreless frames, and Wil Bannister finished the game with a shutout ninth inning for UNM.

Reed Spenrath hit his team-leading sixth home run of the year in the bottom of the eighth, with the two-run shot clearing the hitter's eye and giving momentum back to the Lobos after the Falcons had rallied for four unanswered runs. Braydon Runion hit his fourth home run of the year in the fourth inning, highlighting a 17-hit performance by the Lobo offense. New Mexico improved to 11-4 with the victory, and is now 2-1 in conference play.

Air Force starter Shim Seungmin recorded just one out, as the Lobos jumped on the righty with five consecutive hits to start the ballgame. Relievers Duke Bengie, Zach Peters, and Ben Weber did well to limit the conference's leading offense to just four runs the rest of the game, but the damage was done by the end of the first inning. Air Force slipped to 5-11 with the loss, and is now 1-2 in league action.

Gallegos shook off a hit batter in the first inning, fielding his own position and getting help from left fielder Daylan Pigford and second baseman Devon Dixon to put up a zero.

The Lobos were hot from the start, with the first seven batters reaching base and UNM scoring eight runs on nine hits in the lengthy bottom of the first inning. Lenny Junior Ashby drove in the first run of the game with a single to right, and Runion, Jake Holland, Dixon, Chase Weissenborn, and Jeffrey David all had RBIs in the inning as well.

Gallegos fed off the momentum in the top of the second, striking out the side and shaking off the Falcons' first hit of the game off the bat of Trayden Tamiya.

Bengie tamed the Lobo bats after the shaky first inning, allowing just two runs in his 3 2/3 innings of work while striking out three hitters.

Runion added to UNM's lead in the bottom of the fourth, turning around on an inside pitch for a solo home run that just stayed fair inside the left-field foul pole.

Scan the QR code to continue reading.



2023 New Mexico Baseball Air Force at New Mexico 3/12/2023 at Albuquerque, NM (Santa Ana Star Field)



Air Force 4 (5-11, 1-2 MW)

Player	ab	r	h	bb	so	po	a	lob
Max Thompson if	2	0	0	0	0	1	0	0
Charlie Gushkin ph/lf	2	0	0	0	0	1	0	0
Som Kishikawa 1b	4	0	2	3	1	5	0	0
Jake Greshing dh	5	0	1	0	0	0	0	2
Chase Spencer rf	4	0	0	0	1	4	0	3
Jay Thompson 3b	4	0	1	0	1	0	1	0
Trayden Tamiya 2b	4	0	2	0	1	4	2	0
London Boyd c	2	0	0	0	1	3	0	1
Aaron Raynes ph/c	1	0	0	0	0	0	0	0
Charlie Jones ph	1	0	0	0	1	0	0	0
Walker Zapp c	0	0	0	0	0	2	0	0
Aerik Joe ss	3	2	1	0	1	2	1	3
Shane Cavin cf	2	2	1	0	2	3	0	0
Seungmin Shim p	0	0	0	0	0	0	0	0
Duke Bengie p	0	0	0	0	0	0	0	0
Zach Peters p	0	0	0	0	0	0	0	0
Ben Weber p	0	0	0	0	0	0	1	0
Totals	34	4	7	4	3	8	24	7

Score by Inning	1	2	3	4	5	6	7	8	9	R	H	E
Air Force	0	0	0	0	2	0	2	0	0	4	7	0
New Mexico	8	0	0	1	0	0	0	2	X	11	17	0

DP - AF 1. LOB - AF 8; UNM 7. 2B - KULASINGAM(7); THOMASON(3); ASHBY, L 2(5); DIXON, D.(4); WEISSENBORN(3). HR - RUNION, B.(4); SPENRATH, R.(6); HSP - STALLINGS; KULASINGAM. SB - KULASINGAM(2); JOE(3); COVIN 2(2); PIGFORD, D.(9).

Air Force	ip	h	r	er	bb	so	ab	bf	np
Seungmin Shim	0.1	6	7	7	1	0	7	8	25
Duke Bengie	3.2	6	2	2	0	3	16	16	44
Zach Peters	2.0	3	0	0	1	0	9	10	31
Ben Weber	2.0	2	2	2	0	2	8	8	29

New Mexico 11 (12-4, 2-1 MW)

Player	ab	r	h	bb	so	po	a	lob
DITZENBERGER, Dylan 3b	5	1	3	0	0	1	1	2
DAVID, Jeffrey cf	5	1	2	1	0	0	4	0
ASHBY, Lenny Junior dh	5	1	3	1	0	1	0	0
STERHENS, Sean ph/dh	0	1	0	0	0	0	0	0
RUNION, Braydon rf	5	2	2	2	0	1	0	2
SPENRATH, Reed 1b	4	2	2	2	1	1	11	0
HOLLAND, Jake c	5	0	2	0	1	8	0	0
PIGFORD, Daylan lf	3	1	1	0	1	2	2	0
DIXON, Devon 2b	4	1	1	1	0	0	0	2
WEISSENBORN, Chase ss	4	1	1	2	0	0	3	1
GALLEGOS, Isaac p	0	0	0	0	0	0	1	1
HUDSON, Terrell p	0	0	0	0	0	0	0	0
BANNISTER, Will p	0	0	0	0	0	0	0	0
Totals	40	11	17	11	2	6	27	6

New Mexico	ip	h	r	er	bb	so	ab	bf	np
GALLEGOS, Isaac	6.0	5	4	4	3	6	23	27	106
HUDSON, Terrell	2.0	1	0	0	0	2	7	8	28
BANNISTER, Will	1.0	1	0	0	0	0	4	4	10

Win - GALLEGOS, I. (3-0). Loss - SHIM (2-1). Save - None.
WP - SHIM(1). HBP - by GALLEGOS, I. (KULASINGAM); by HUDSON, T. (STALLINGS). Inherited runners/scored: BENGE 2/2; HUDSON, T. 2/2. Pitcher/runner: SHIM 25/12; BENGE 44/52; PETERS 81/21; WEBER 29/20; GALLEGOS, I. 106/87; HUDSON, T. 28/19; BANNISTER, W 10/9.

Umpires - HP: Cody Alenbrand 1B: Rob Hansen 2B: Heath Jones 3B: Mark Moffett
Start: 12:02 PM Times: 2:24 Attendance: 223
Weather: 64F, Partly Cloudy, 6 MPH
GALLEGOS, I. faced 2 batters in the 7th.

GAME 16: GRAND CANYON (MARCH 14 AT PHOENIX, AZ)

ALBUQUERQUE, N.M. - A back-and-forth slugfest went the way of host Grand Canyon on Tuesday afternoon at Brazell Field, as the Antelopes topped the New Mexico baseball team 11-8 in the midweek non-conference affair.

Reed Spenrath hit UNM's first grand slam of the season in the first inning, but the hosts used a six-run third to sweep momentum on their way to the victory. UNM slipped to 11-5 on the season with the defeat, while Grand Canyon improved to 12-4 after the only meeting between the teams this spring.

The Lobos got off to a hot start against GCU right-hander Isaac Lyon, with consecutive singles by Jeffrey David, Lenny Junior Ashby, and Braydon Runion loading the bases with one out in the first. That set the stage for Spenrath's team-leading seventh home run of the year, as he sent a towering fly ball over the fence in right-center to put his team in front.

The Lopes got a run back in the bottom of the inning, when a two-out double by Jacob Wilson was followed by an RBI-single off the bat of Zach Yorke to make the score 4-1.

David delivered a two-out, RBI-double into the right-center gap in the top of the second, as he brought Chase Weissenborn home from first and got the run back for the Lobos. UNM starter Jaren Jackson settled into a groove in the bottom of the second, using a pair of strikeouts to collect his first 1-2-3 inning of the ballgame.

Yorke came through with two outs once again in the third, drilling an RBI-double to the wall in right field. Cade Verduco, Tyler Wilson, and Josh Buckley each followed with RBI knocks, as GCU scored six runs with two outs to take a 7-5 lead. That spelled the end of the day for Jackson, who took the no-decision allowing seven runs on seven hits with three strikeouts and a pair of walks in his third start of the year.

David pulled the Lobos even in the top of the fourth, with a two-run home run to center to make it a 7-7 ballgame, but Verduco countered with a three-run home run in the bottom of the inning as the back-and-forth affair tilted back to the Lopes 10-7.

In his second inning of work, Lobo reliever Benjamin Baker-Livingston retired the Lopes in order as he used a good play by Weissenborn on a grounder up the middle and his second strikeout to put a zero on the scoreboard. The right-hander connected a sting of six straight hitters retired, and stranded a runner on third to end the sixth thanks in large part to a diving catch by Daylan Pigford in left field. Baker-Livingston allowed three runs on three hits with three strikeouts and a walk in his three innings of work.

David was robbed of a double in the top of the seventh, as Verduco leapt to snag a deep drive that likely would have scored Dylan Ditzemberger from first base. Runion followed with an RBI-single, but the GCU pitching staff stranded two runners in scoring position with a pair of strikeouts to hang on to a 10-8 advantage.

Scan the QR code to continue reading.



2023 New Mexico Baseball New Mexico at Grand Canyon Mar 14, 2023 at Phoenix, Ariz. (GCU Ballpark)



New Mexico 8 (11-5)

Player	ab	r	h	bb	so	po	a	lob
DITZENBERGER, Dylan 3b	5	1	1	0	0	0	0	0
DAVID, Jeffrey cf	5	2	3	0	0	1	0	0
ASHBY, Lenny Junior dh	5	1	2	0	1	0	0	1
RUNION, Braydon rf	4	1	2	1	0	2	0	0
SPENRATH, Reed 1b	4	1	1	4	0	2	7	0
HOLLAND, Jake c	3	0	0	0	1	2	1	2
PIGFORD, Daylan lf	4	0	0	0	1	3	0	1
DIXON, Devon 2b	3	0	0	0	2	2	1	0
OLSON, Justin ph	1	0	0	0	0	1	0	0
KINKADE, Konner 2b	0	0	0	0	0	0	0	0
WEISSENBORN, Chase ss	3	2	1	0	1	2	5	0
JACKSON, Jaren p	0	0	0	0	0	0	0	0
BAKER-LIVINGSTON, Ben p	0	0	0	0	0	0	0	0
RUSSELL, Brett p	0	0	0	0	0	0	0	0
MCBROOM, Brian p	0	0	0	0	0	0	0	0
Totals	37	8	10	8	2	13	24	7

Score by Inning	1	2	3	4	5	6	7	8	9	R	H	E
New Mexico	4	1	0	2	0	0	1	0	0	8	10	0
Grand Canyon	1	0	6	3	0	0	0	1	X	11	14	1

E - Wilson, J.(2). DP - New Mexico 1. LOB - New Mexico 4; Grand Canyon 7. 2B - DAVID, J.(4); Wilson, J. 2(6); Buckley, J.(2). HR - DAVID, J.(2); SPENRATH, R.(7); Verduco, C.(3). SF - Wilson, J.(3). SB - Bush, H.(4).

New Mexico	ip	h	r	er	bb	so	ab	bf	np
JACKSON, Jaren	3.0	7	7	7	2	3	16	18	71
BAKER-LIVINGSTON, Ben	3.0	3	3	3	1	3	12	13	45
RUSSELL, Brett	1.0	2	0	0	1	1	4	5	17
MCBROOM, Brian	1.0	2	1	1	1	0	4	6	14

Grand Canyon 11 (12-4)

Player	ab	r	h	bb	so	po	a	lob
Bush Jr., Homer cf	5	2	2	0	0	0	3	0
Gregory, Zack 2b	4	0	0	0	0	2	0	1
Barreras, Emilio ph/2b	1	0	1	0	0	0	0	0
Wilson, Jacob ss	4	2	3	1	0	0	2	1
Yorke, Zach 1b	3	2	2	2	0	4	1	1
Verduco, Cade rf	5	2	3	4	0	1	2	0
Andeel, Maxwell lf	4	1	0	0	1	2	2	0
Wilson, Tyler dh	4	1	2	2	0	0	0	0
Buckley, Josh c	3	0	1	2	1	1	13	0
Burries, Elijah 3b	3	1	0	0	1	1	0	1
Lyon, Isaac p	0	0	0	0	0	0	1	0
Cooper-Vassalakis, B p	0	0	0	0	0	0	0	0
Richardson, Grant p	0	0	0	0	0	0	0	0
Triplett, Shawn p	0	0	0	0	0	0	0	0
Totals	36	11	14	11	5	7	27	4

Grand Canyon	ip	h	r	er	bb	so	ab	bf	np
Lyon, Isaac	2.0	6	5	5	0	0	12	12	37
Cooper-Vassalakis, B	2.0	1	2	2	2	3	7	9	40
Richardson, Grant	2.2	3	1	1	0	6	11	11	38
Triplett, Shawn	2.1	0	0	0	0	0	4	7	28

Win - Cooper-Vassa (1-0). Loss - BAKER-LIVING (0-1). Save - Triplett, S. (1).
WP - BAKER-LIVING(1); Richardson, G(2). BK - MCBROOM, B.(2). Inherited runners/scored: Triplett, S. 2/0.
Pitcher/strikes: JACKSON, J. 71/45; BAKER-LIVING 45/28; RUSSELL, B. 17/8; MCBROOM, B. 14/11; Lyon, I. 37/25; Cooper-Vassa 40/24; Richardson, G 38/28; Triplett, S. 28/22.

Umpires - HP: Eric Thompson 1B: Stephen Barga 3B: David Simonds
Start: 2:03 pm Time: 2:25 Attendance: 776
Weather: 78 degrees, mostly sunny



UNIVERSITY OF NEW MEXICO

2023 BASEBALL



GAME 17: FRESNO STATE (MARCH 17 AT FRESNO, CA)

FRESNO, Calif. - A five-run bottom of the fourth inning by host Fresno State proved to be the difference on Friday evening at Pete Beiden Field, as the Bulldogs rode a stellar start by Ixan Henderson to a 5-3 Mountain West win over the New Mexico baseball team.

The Lobos started with a two-run first inning, but didn't score again until the ninth as the visitors were otherwise-baffled by the Fresno State ace. In his seven innings of work, Henderson struck out eight while allowing just one walk and scattering eight hits. After five of the Lobos' first six hitters reached base to start the game, Henderson only allowed four baserunners over his final 6 2/3 innings of work.

Dylan Ditzzenberger went 4-for-5 in the game, extending his reached base streak to 31 games, his hitting streak to 13 games, and raising his season batting average to .500. UNM brought the tying run to the plate in the top of the ninth, but FSU closer Tommy Hopfe recorded his Mountain West leading fifth save of the season to secure the win for the hosts. New Mexico slipped to 11-6 with the loss and is now 2-2 in conference play.

Nico Mitchell and Payton Allen each had two hits for Fresno State, which did all of its scoring with six total hits while stranding just four runners on base. FSU improved to 9-7 on the season and evened its conference record at 3-3 with the win.

New Mexico wasted no time jumping out to a lead, with Ditzzenberger and Jeffrey David leading the game off with back-to-back hits. Braydon Runion followed with an RBI-single, and Jake Holland made the score 2-0 with an RBI-single.

UNM starter Riley Egloff followed with a clean bottom of the first, ending the frame with his first strikeout. The senior right-hander struck out two more hitters in the second, and used a quick pickoff move in the third to erase the Bulldogs' only baserunner to that point in the game.

Mitchell, the Bulldogs' leadoff man, broke the hitless string for the hosts, leading off the bottom of the fourth with a base hit into shallow right field. That led to an RBI-single by Hopfe, and Bobby Blandford capped the five-run inning with a two-out, two-run home run to put Fresno State ahead 5-2.

Henderson retired a string of seven hitters into the seventh inning, before Ditzzenberger shot the gap in right-center for his third hit of the ballgame. The left-hander shook off the hit however, stranding the runner in scoring position with a strikeout and a fly out to push his team six outs away from a series-opening win.

Egloff got the first two outs in the seventh inning, before a knock by Mitchell signaled the end of the night for the senior. Egloff allowed five runs on five hits with six strikeouts and a pair of walks in his 6 2/3 innings of work.

The Lobos got the tying run to the plate in the eighth, but Bulldog pitcher Jack Anker got out of the jam with a strikeout to keep his team in front by three.

Scan the QR code to continue reading.



2023 New Mexico Baseball New Mexico at Fresno State

3/17/2023 at Fresno, CA (Bob Bennett Stadium)



New Mexico 3 (11-6,2-2)

Player	ab	r	h	rbi	bb	so	po	a	lob
DITZENBERGER, Dylan 3b	5	1	4	0	0	0	0	3	0
DAVID, Jeffrey cf	5	1	1	0	2	5	0	1	
ASHBY, Lenny Junior dh	5	0	1	0	0	0	0	1	
RUNION, Braydon rf	5	0	2	1	0	3	0	0	1
SPENRATH, Reed 1b	3	0	0	0	1	2	8	1	0
HOLLAND, Jake c	4	0	2	1	0	0	5	1	0
PIGFORD, Daylan lf	3	0	0	0	1	1	2	0	2
DIXON, Devon 2b	3	0	0	0	0	1	0	2	3
OLSON, Justin ph	1	0	0	0	0	1	0	0	2
KINKADE, Konner 2b	0	0	0	0	0	0	1	1	0
WEISSENBORN, Chase ss	4	1	1	0	0	2	2	0	0
EGLOFF, Riley p	0	0	0	0	0	0	1	1	0
MCBROOM, Brian p	0	0	0	0	0	0	0	0	0
Totals	38	3	11	3	2	12	24	9	10

Score by Innings	1	2	3	4	5	6	7	8	9	R	H	E
New Mexico	2	0	0	0	0	0	0	1	3	11	0	
Fresno State	0	0	0	5	0	0	0	X	5	7	0	

LOB - UNM 10; FRES 4. 2B - DITZENBERGER; DAVID, J.; WEISSENBORN. HR - BLANDFORD, B. HBP - WELKER, T., SF - ALLEN, P.,

New Mexico	ip	h	r	er	bb	so	ab	bf	np
EGLOFF, Riley	6.2	6	5	5	2	6	24	28	102
MCBROOM, Brian	1.1	1	0	0	0	0	5	5	14

Fresno State 5 (9-7,3-3)

Player	ab	r	h	rbi	bb	so	po	a	lob
MITCHELL, Nikoh cf	4	1	2	0	0	0	3	0	0
NEWTON, Ben 2b	3	1	0	0	1	0	1	3	1
HOPFE, Tommy 1b/p	4	1	1	0	2	5	0	1	
MORGAN, Grady rf	3	1	0	0	1	0	1	0	0
ALLEN, Payton 3b	3	0	2	1	0	1	1	1	0
DAVIS, Tyler c	4	0	0	0	0	2	12	1	1
BLANDFORD, Bobby lf	3	1	2	0	0	0	0	0	1
GRAY, Triston "Murf" dh	3	0	0	0	0	1	0	0	0
WELKER, Travis ss	2	0	0	0	0	0	3	0	0
HENDERSON, Ixan p	0	0	0	0	0	0	0	0	0
ANKER, Jack p	0	0	0	0	0	0	0	0	0
SHEPPARD, Jaden 1b	0	0	0	0	0	0	1	0	0
Totals	29	5	7	4	2	6	27	5	4

Fresno State	ip	h	r	er	bb	so	ab	bf	np
HENDERSON, Ixan	7.0	8	2	2	1	8	29	30	111
ANKER, Jack	1.0	3	1	1	1	3	6	7	31
HOPFE, Tommy	1.0	0	0	0	0	1	3	3	7

Win - HENDERSON, I (3-1). Loss - EGLOFF, R. (3-1). Save - HOPFE, T. (1).

WP - EGLOFF, R., HBP - by EGLOFF, R. (WELKER, T.). Inherited runners/scored: MCBROOM, B. 1/0; HOPFE, T. 2/1. Pitches/strikes: EGLOFF, R. 102/65; MCBROOM, B. 14/11; HENDERSON, I 111/75; ANKER, J. 31/19; HOPFE, T. 7/6.

Umpires - HP: Andrew Wolverson 1B: Joseph Penna 2B: Brooks O'Hearn 3B: Pete Saucedo
Start: 6:07pm Time: 2:13 Attendance: 943
Weather: Sunny, clear, 66 degrees
ANKER, J. faced 2 batters in the 9th.

GAME 18: FRESNO STATE (MARCH 18 AT FRESNO, CA)

FRESNO, Calif. - Tommy Hopfe delivered a heartbreaking walk-off single in the bottom of the ninth inning on Saturday evening at Pete Beiden Field, giving host Fresno State a 9-8 comeback win over the New Mexico baseball team in Mountain West play.

The Lobos were one strike away from securing an 8-7 victory and evening the weekend series, before the improbable rally took shape. Travis Welker punched a single into center field, and an ensuing hit batter and walk loaded the bases for Hopfe. After working a full count, he muscled the game-winning hit into the left-center gap to easily score two runs without a play at home plate.

The final score marked the only time in the game that Fresno State led, as UNM scored early and held the advantage nearly the entire night. The bitter defeat dropped the Lobos' record to 11-7 and 2-3 in conference play. Fresno State meanwhile improved to 10-7 on the year and is now 4-3 in Mountain West action.

Devon Dixon hit a grand slam in the second inning and Kyle Smith added a home run, but the Lobos stranded 10 runners on base in the game.

Dylan Ditzzenberger beat out a slow chopper to first base to lead off the game, before coming around to score on a passed ball, a ground out by Jeffrey David, and a wild pitch to make the score 1-0. The Bulldogs countered right away, when Payton Allen punched a two-out, RBI-single into right-center in the bottom of the first to tie the score.

Singles in succession from Reed Spenrath, Smith, and Daylan Pigford set the table for Dixon in the top of the second, and the junior turned around on an inside pitch to blast it over the fence in left-center and give UNM a 5-1 lead.

Smith smashed a low line drive to left field in the top of the fourth, and watched it just carry over the wall to add a run to the Lobos' lead. UNM kept the rally going and loaded the bases with two outs, before Lenny Junior Ashby drove in his team-leading 24th run of the season with a walk to make the score 7-4.

After notching his fourth strikeout of the game in the bottom of the fifth, a two-out single by Welker ended the day for UNM starter Tristin Lively who gave way to Jaren Jackson. Lively wound up allowing four runs - two earned - on 10 hits with four strikeouts and a pair of walks in the no decision.

New Mexico threatened to extend its lead in the top of the sixth, loading the bases with two outs. But Fresno State reliever Zach Statzer kept his composure and stranded all three runners with a harmless pop up to center field. The Bulldogs followed by loading the bases in the bottom of the inning, and Bobby Blandford delivered a two-out, three-run double to tie the score at 7-7.

Ditzzenberger came through with a clutch, two-out RBI-single in the top of the seventh, as he brought home Chase Weissenborn from second after the Lobo shortstop singled and advanced on a wild pitch. Brian McBroom used a pair of good defensive plays by Spenrath at first and a strikeout to post a shutdown inning in the bottom of the seventh, before Wil Bannister entered and struck out two hitters in a clean eighth inning.

Bannister came close to finishing the job in the ninth, but the Bulldogs were able to piece together the last-ditch rally to secure the series win.

Scan the QR code to continue reading.



2023 New Mexico Baseball New Mexico at Fresno State

3/18/2023 at Fresno, CA (Bob Bennett Stadium)



New Mexico 8 (11-7,2-3 MW)

Player	ab	r	h	rbi	bb	so	po	a	lob
DITZENBERGER, Dylan 3b	5	1	2	1	0	2	1	0	0
DAVID, Jeffrey cf	5	0	2	0	0	0	0	0	1
ASHBY, Lenny Junior dh	3	0	0	1	1	0	0	0	1
RUNION, Braydon rf	5	0	0	0	3	2	0	3	
SPENRATH, Reed 1b	3	1	1	0	2	2	6	1	0
SMITH, Kyle c	5	2	2	1	0	1	8	1	4
PIGFORD, Daylan lf	3	1	1	0	1	1	6	0	0
DIXON, Devon 2b	4	2	1	4	1	2	2	1	0
WEISSENBORN, Chase ss	4	1	1	0	1	1	1	1	2
LIVELY, Tristin p	0	0	0	0	0	0	0	0	0
JACKSON, Jaren p	0	0	0	0	0	0	0	0	0
MCBROOM, Brian p	0	0	0	0	0	0	0	0	0
BANNISTER, Wil p	0	0	0	0	0	0	0	0	0
Totals	37	8	10	7	6	12	26	4	10

Score by Innings	1	2	3	4	5	6	7	8	9	R	H	E
New Mexico	1	4	0	2	0	0	1	0	0	8	10	2
Fresno State	1	3	0	0	0	3	0	0	2	9	15	0

Note: 2 outs, 2 runners LOB when the game ended.

E - DAVID, J.; WEISSENBORN. LOB - UNM 10; FRES 13. 2B - BLANDFORD, B. 3B - BLANDFORD, B. HR - SMITH, K.; DIXON, D.; NEWTON, B., HBP - ASHBY, L.; PIGFORD, D.; MITCHELL, N.; MORGAN, G.; GRAY, T.,

New Mexico	ip	h	r	er	bb	so	ab	bf	np
LIVELY, Tristin	4.2	10	4	2	2	4	25	27	85
JACKSON, Jaren	1.0	2	3	0	1	5	7	30	
MCBROOM, Brian	1.1	1	0	0	0	2	5	5	20
BANNISTER, Wil	1.2	2	2	2	1	2	7	9	41

Fresno State 9 (10-7,4-3 MW)

Player	ab	r	h	rbi	bb	so	po	a	lob
MITCHELL, Nikoh cf/p	5	2	0	0	0	1	1	0	2
NEWTON, Ben 2b	5	3	4	2	1	0	6	0	0
HOPFE, Tommy 1b	6	0	4	2	0	1	4	0	1
MORGAN, Grady rf/cf	3	1	1	0	1	2	1	0	0
ALLEN, Payton 3b	5	0	1	1	0	1	0	2	4
PIRUCCELLO, Marco dh	2	0	0	0	1	0	0	0	2
GRAY, Triston "Murf" ph	0	0	0	0	0	0	0	0	0
McKERNAN, Michael pr/cf	0	1	0	0	0	0	0	0	0
AUGUSTINE, Sammy ph/lf	1	0	0	0	0	0	0	0	0
BLANDFORD, Bobby lf	5	1	3	3	0	0	1	0	0
DAVIS, Tyler c	4	0	0	0	0	4	13	0	1
SHEPPARD, Jaden ph	1	0	0	0	0	0	0	0	0
WELKER, Travis ss	5	1	2	1	0	0	1	3	1
DIXON, Jake p	0	0	0	0	0	0	0	1	0
ARREOLA, Victor p	0	0	0	0	0	0	0	0	0
PETERS, Robbie p	0	0	0	0	0	0	0	0	0
STATZER, Zach p	0	0	0	0	0	0	0	0	0
ACOSTA, Jaykob p	0	0	0	0	0	0	0	0	0
Totals	42	9	15	9	3	9	27	6	13

Fresno State	ip	h	r	er	bb	so	ab	bf	np
ARREOLA, Victor	2.0	5	5	5	0	1	11	11	47
PETERS, Robbie	1.2	2	2	2	2	2	7	9	42
STATZER, Zach	1.0	0	0	0	1	3	3	5	22
MITCHELL, Nikoh	2.2	2	1	1	1	3	10	11	39
ACOSTA, Jaykob	0.1	0	0	0	0	1	1	1	6

Win - ACOSTA, J. (1-0). Loss - BANNISTER, W. (0-3). Save - None.

WP - MITCHELL, N.; DIXON, J. 2; STATZER, Z., HBP - by PETERS, R. (PIGFORD, D.); by STATZER, Z. (ASHBY, L.); by JACKSON, J. (MORGAN, G.); by JACKSON, J. (GRAY, T.); by BANNISTER, W. (MITCHELL, N.). Inherited runners/scored: JACKSON, J. 2/0; MCBROOM, B. 1/0; PETERS, R. 3/1; STATZER, Z. 1/0. Pitches/strikes: LIVELY, T. 85/57; JACKSON, J. 30/20; MCBROOM, B. 20/14; BANNISTER, W. 41/24; DIXON, J. 47/29; ARREOLA, V. 42/22; PETERS, R. 22/13; STATZER, Z. 29/17; MITCHELL, N. 39/23; ACOSTA, J. 6/4.

Umpires - HP: Pete Saucedo 1B: Andrew Wolverson 2B: Joseph Penna 3B: Brooks O'Hearn
Start: 3:08pm Time: 3:20 Attendance: 1009
Weather: Sunny, Clear, 72 degrees



UNIVERSITY OF NEW MEXICO

2023 BASEBALL



GAME 19: FRESNO STATE (MARCH 19 AT FRESNO, CA)

FRESNO, Calif. - Isaac Gallegos struck out a season-high seven hitters in eight stellar innings on Sunday afternoon at Pete Beiden Field, pitching the New Mexico baseball team to a 7-2 Mountain West Conference win over Fresno State in the series finale.

The junior right-hander scattered six hits while walking just one on the way to his fourth win of the season. "He was outstanding," said UNM head coach Tod Brown. "We didn't play great defense behind him, but he went out and competed to give us a good chance to win."

The Lobos snapped a three-game losing streak with the victory, lifting their record to 12-7 on the season and an even 3-3 in Mountain West play. "Last night was about as difficult of a loss as I've ever had," Brown said on UNM's 9-8 defeat on Saturday night. "To bounce back the way we did today was huge."

Jeffrey David went 2-for-3 including a big two-run single during the Lobos' five-run second inning, which proved to be the difference in the ballgame. Dylan Ditzemberger was 2-for-5, Devon Dixon was 2-for-4 with his fourth home run of the season, and Chase Weissenborn had a pair of hits as well. "We capitalized with a couple of big hits," said Brown. "It all came together, and we took advantage of some mistakes and got some big hits."

Weissenborn had a stellar defensive play to get Gallegos out of a jam in the bottom of the first, scooping a tricky short hop up the middle and getting a hand from first baseman Reed Spennath to complete an inning-ending double play.

The Lobos loaded the bases in the top of the second inning, with a single by Jake Holland sandwiched by walks to Braydon Runion and Daylan Pigford. Weissenborn delivered a two-run single to make the score 2-0, and Ditzemberger followed with an RBI-single to extend his reached base streak to 32 games and his hitting streak to 15 games. David capped the rally with a two-run single, as the Lobos pulled ahead 5-0.

The Bulldogs (10-8, 4-4 MW) took advantage of a fielding miscue in the bottom of the second to plate a pair of runs with two outs, but Gallegos bounced back with a 1-2-3 third inning including his second strikeout of the afternoon.

A leadoff single by Bobby Blandford in the fourth didn't bother Gallegos, who retired the next three hitters including ending the inning with his third strikeout to keep the score at 5-2 in favor of the Lobos.

After committing an error in the bottom of the fifth, Weissenborn made up for it with a run-saving play to end the inning. On a sharply struck ground ball off the bat of Grady Morgan, the junior dove to his back-hand side and made a strong throw to Spennath just in time to nab the runner.

Gallegos used a double play in the sixth to face the minimum, and retired the final seven hitters that he faced to set UNM up three outs away from victory.

Scan the QR code to continue reading.



GAME 20: NEW MEXICO STATE (MARCH 21 AT ALBUQUERQUE, NM)

ALBUQUERQUE, N.M. - Despite one of its most well-pitched games of the 2023 season on Tuesday night at Santa Ana Star Field, the New Mexico baseball team came up empty in a 2-0 loss to rival New Mexico State in non-conference play.

New Mexico starter Benjamin Baker-Livingston matched his career high with five stellar innings pitched, allowing just one run on four hits with a strikeout and a pair of walks. The right-hander threw a season-high 78 pitches in his first start of the year, but suffered a tough defeat. Relievers Brian McBroom, Justin Still, and Terrell Hudson combined to allow just one run over the final four innings, but the mighty Lobo offense failed to fire on Tuesday.

NMSU starter Darius Garcia, an Albuquerque native, tossed 5 2/3 shutout innings to collect his second win of the season, allowing just two hits and two walks while striking out two hitters in his hometown start. Noah Estrella followed with 2 2/3 shutout innings, and Matthew Maloney claimed his first save of the year by collecting the final two outs in the ninth. NMSU improved to 3-15 on the season, and beat UNM for the first time since April 16, 2019.

Kyle Smith smoked a one-out double to the wall in the right-field corner in the bottom of the ninth, moving Reed Spennath to third and putting the tying run in scoring position. A pop up and a strikeout ended the game however, as the Lobo bats remained quiet.

Baker-Livingston needed just seven pitches to work through the top of the first inning, on his way to a season-high 78 pitches in his five frames of work.

Dylan Ditzemberger kept his reached base streak alive with a four-pitch walk in the bottom of the first inning, before stealing his fourth base of the season. Garcia stranded the Lobo leadoff man at third however, keeping the game scoreless after one inning of play.

Despite a double play turned by Devon Dixon and Chase Weissenborn in the top of the second, the Aggies took the lead with a two-out, RBI-single off the bat of Nick Gore.

Garcia didn't allow a hit until the third inning, when Ditzemberger punched a one-out knock into right field. The left-hander once again stranded the runner by pitching to contact, as the Lobos had eight fly outs in the first three frames.

Aggie centerfielder Cal Villareal had a busy night with a career-high nine catches, with his best one coming in the bottom of the fourth when he robbed Braydon Runion of a leadoff double in the right-center gap.

Villareal made his sixth catch of the game in the bottom of the fifth, and Aggie second baseman Kevin Jimenez ended the inning with a sliding play to take away a hit from Ditzemberger.

Scan the QR code to continue reading.



2023 New Mexico Baseball New Mexico at Fresno State

3/19/2023 at Fresno, CA (Bob Bennett Stadium)



New Mexico 7 (12-7, 3-3 MW)

Player	ab	r	h	rbi	bb	so	po	a	lob
DITZENBERGER, Dylan 3b	5	1	2	1	0	1	2	0	0
DAVID, Jeffrey cf	5	0	2	3	0	1	3	0	0
ASHBY, Lenny Junior dh	3	0	0	0	0	0	0	0	1
RUNION, Braydon rf	3	0	0	1	1	1	0	3	
SPENRATH, Reed 1b	4	0	0	0	4	12	1	0	
HOLLAND, Jake c	4	1	1	0	0	1	5	2	0
PIGFORD, Daylan lf	3	1	0	0	1	1	0	0	0
DIXON, Devon 2b	4	3	1	1	0	0	0	5	0
WEISSENBORN, Chase ss	4	1	2	2	0	1	3	4	0
GALLEGOS, Isaac p	0	0	0	0	0	0	1	1	0
STILL, Justin p	0	0	0	0	0	0	0	0	0
Totals	35	7	8	7	2	10	27	13	4

Fresno State 2 (10-8, 4-4 MW)

Player	ab	r	h	rbi	bb	so	po	a	lob
NEWTON, Ben 2b	4	0	0	0	0	0	4	2	1
HOPPE, Tommy 1b	4	0	1	0	0	2	6	0	0
MORGAN, Grady cf	3	0	0	0	1	1	2	0	1
ALLEN, Payton 3b	4	0	0	0	0	1	0	4	2
BLANFORD, Bobby lf	3	0	2	0	0	0	1	0	0
McKERNAN, Michael ph	1	0	0	0	0	0	0	0	0
PIRRUCCELLO, Marco dh	3	1	1	0	0	0	0	0	0
GRAY, Triston "Murf" ph	1	0	1	0	0	0	0	0	0
AUGUSTINE, Sammy rf	3	0	0	0	0	1	1	0	0
WINK, Blake ph	1	0	0	0	0	1	0	0	0
DAVIS, Tyler c	3	1	1	0	2	11	1	1	1
SHEPPARD, Jaden ph	0	0	0	0	1	0	0	0	0
WELKER, Travis ss	4	0	0	0	0	0	2	3	2
ANGELO, Roman p	0	0	0	0	0	0	0	0	0
GARCIA, Trevor p	0	0	0	0	0	0	0	0	0
ANKER, Jack p	0	0	0	0	0	0	0	0	0
STATZER, Zach p	0	0	0	0	0	0	0	0	0
ACOSTA, Jaykob p	0	0	0	0	0	0	0	0	0
Totals	34	2	6	0	2	8	27	10	7

Score by Innings	1	2	3	4	5	6	7	8	9	R	H	E
New Mexico	0	5	0	0	0	0	1	0	1	7	8	2
Fresno State	0	2	0	0	0	0	0	0	0	2	6	1

E - WEISSENBORN 2(4); ALLEN, P., DP - UNM 2. LOB - UNM 4; FRES 7. HR - DIXON, D.(4); HBP - ASHBY, L., CS - DAVID, J.(1).

New Mexico	ip	h	r	er	bb	so	ab	bf	np
GALLEGOS, Isaac	8.0	5	2	0	1	7	30	31	115
STILL, Justin	1.0	1	0	0	1	1	4	5	21

Fresno State	ip	h	r	er	bb	so	ab	bf	np
ANGELO, Roman	5.0	4	5	2	8	19	22	87	
GARCIA, Trevor	1.0	0	0	0	0	1	3	3	10
ANKER, Jack	0.2	2	1	1	0	0	5	5	14
STATZER, Zach	1.1	0	0	0	0	1	4	4	11
ACOSTA, Jaykob	1.0	2	1	1	0	0	4	4	12

Win - GALLEGOS, I. (4-0). Loss - ANGELO, R. (1-3). Save - None.

WP - GALLEGOS, I. 3(4); ANGELO, R. 2(4). HBP - by ANGELO, R. (ASHBY, L.). BK - ANGELO, R.(1). Inherited runners/scored: STATZER, Z. 2/0. Pitches/strikes: GALLEGOS, I. 115/75; STILL, J. 21/12; ANGELO, R. 87/56; GARCIA, T. 10/6; ANKER, J. 14/10; STATZER, Z. 11/8; ACOSTA, J. 12/5.

Umpires - HP: Brooks O'Hearn 1B: Pete Saucedo 2B: Andrew Wolverton 3B: Joseph Penna

Start: 1:07 Time: 2:22 Attendance: 697

Weather: Overcast, 57 degrees



2023 New Mexico Baseball New Mexico State at New Mexico

Mar 21, 2023 at Albuquerque, NM (Santa Ana Star Field)



New Mexico State 2 (3-15)

Player	ab	r	h	rbi	bb	so	po	a	lob
Mitch Namie dh	5	0	0	0	0	2	0	0	1
Edwin MartinezPagani 3b	3	0	1	0	1	0	1	3	0
Damone Hale lf	0	0	0	0	0	0	0	0	0
Kevin Jimenez 2b	3	0	0	0	0	0	1	2	0
Christian Perez 1b	3	1	0	0	1	0	6	0	2
Nolan Funke lf	3	0	1	0	1	1	0	0	0
Keith Jones II rf	4	0	1	0	0	1	4	0	2
Nick Gore c	4	0	1	0	0	0	6	0	0
Cal Villareal cf	4	1	3	1	0	0	9	0	1
Romeo Ballesteros ss	4	0	0	0	0	0	0	1	2
Darius Garcia p	0	0	0	0	0	0	0	0	0
Noah Estrella p	0	0	0	0	0	0	0	0	0
Matthew Maloney p	0	0	0	0	0	0	0	0	0
Totals	33	2	7	2	3	4	27	6	8

New Mexico 0 (12-8)

Player	ab	r	h	rbi	bb	so	po	a	lob
DITZENBERGER, Dylan 3b	3	0	1	0	1	1	0	3	0
DAVID, Jeffrey cf	4	0	0	0	0	0	0	4	0
ASHBY, Lenny Junior lf	4	0	0	0	0	0	1	0	1
RUNION, Braydon dh	4	0	1	0	1	1	0	0	1
SPENRATH, Reed 1b	3	0	0	0	1	3	15	0	1
SMITH, Kyle c	3	0	2	0	1	0	4	0	0
STEPHENS, Sean pr	0	0	0	0	0	0	0	0	0
PIGFORD, Daylan rf	4	0	1	0	0	0	1	0	1
DIXON, Devon 2b	3	0	0	0	0	1	6	1	0
HOLLAND, Jake ph	1	0	0	0	1	0	0	2	
WEISSENBORN, Chase ss	3	0	0	0	0	1	5	1	
BAKER-LIVINGSTON, Ben p	0	0	0	0	0	0	0	0	0
McBROOM, Brian p	0	0	0	0	0	0	0	1	0
STILL, Justin p	0	0	0	0	0	0	0	0	0
HUDSON, Terrell p	0	0	0	0	0	0	1	0	
Totals	32	0	5	0	3	6	27	16	8

Score by Innings	1	2	3	4	5	6	7	8	9	10	R	H	E
New Mexico State	0	1	0	0	0	0	0	0	1	0	2	7	0
New Mexico	0	0	0	0	0	0	0	0	0	X	0	5	1

E - DIXON, D.(2). DP - UNM 1. LOB - NMSU 8; UNM 8. 2B - SMITH, K.(1). HR - Villareal, C(2). SH - Jimenez, K.(2). SB - Funke, N(2); DITZENBERGER(4); SMITH, K.(1); PIGFORD, D.(8).

New Mexico State	ip	h	r	er	bb	so	ab	bf	np
Darius Garcia	5.2	2	0	0	2	2	19	21	73
Noah Estrella	2.2	3	0	0	1	3	11	12	43
Matthew Maloney	0.2	0	0	0	0	1	2	2	7

New Mexico	ip	h	r	er	bb	so	ab	bf	np
BAKER-LIVINGSTON, Ben	5.0	4	1	2	1	2	19	21	78
McBROOM, Brian	2.0	1	0	0	0	1	7	7	29
STILL, Justin	1.0	1	0	0	1	1	3	5	24
HUDSON, Terrell	1.0	1	1	1	0	1	4	4	17

Win - Garcia, D. (2-0). Loss - BAKER-LIVING (0-2). Save - Maloney, M. (1).

Inherited runners/scored: Maloney, M. 2/0. Pitches/strikes: Garcia, D. 73/50; Estrella, N. 43/26; Maloney, M. 7/5; BAKER-LIVING 78/48; McBROOM, B. 29/21; STILL, J. 24/15; HUDSON, T. 17/11.

Umpires - HP: Caden Gaurmer 1B: Dominic Toledo 2B: Albert Boogin 3B: John Casado

Start: 6:03 Time: 2:22 Attendance: 607

Weather: 52 F, Mostly Cloudy, W: 6 MPH



UNIVERSITY OF NEW MEXICO

2023 BASEBALL



GAME 21: NEVADA (MARCH 24 AT RENO, NV)

RENO, Nev. – Lenny Junior Ashby drove in three runs and reached 200 collegiate hits on Friday afternoon at Don Weir Field, as the New Mexico baseball team defeated Nevada 9-5 in Mountain West action.

Ashby, who finished the game 2-for-3 with a double, had all three of his RBIs by the fourth inning, as the Lobos built an early lead and never looked back. "What makes us really good is there isn't an easy out in our lineup, one-through-nine," said Ashby. "We realized that especially in Fresno, when the middle of our lineup wasn't on. The bottom of the lineup helped us a lot, and those guys came in clutch. Everybody picks up each other."

Daylan Pigford was 3-for-5 with his second home run of the season, and Jake Holland and Jeffrey David each had a pair of hits to lead the Lobos offensively. New Mexico improved its record to 13-8, and nudged above .500 in league play at 4-3 with its second straight conference victory. "We were prepared and ready to play," said UNM head coach Tod Brown. "Getting a win on Friday is really critical in this league, and it helps us get momentum going into Saturday."

New Mexico's strong offensive showing was enough to propel starter Riley Egloff to his fourth win of the season, as the senior right-hander pitched into the eighth inning in the series opener. Egloff had four strikeouts, while allowing five runs on 10 hits with a pair of walks. Brian McBroom allowed two hits in a pair of shutout innings to end the ballgame and secure the win for the Lobos. "It felt really good – it was a little colder than usual, but everything felt good," Egloff said after his sixth start of the season. "All of my pitches felt like they were working."

Nevada scattered a dozen hits in the loss, with Matt Clayton going 2-for-3 with a home run, a double, and two RBIs to lead the offense for the hosts. After Wolfpack starter Kade Morris allowed six runs on nine hits in four innings, Peyton Stumbo threw the final five frames and limited New Mexico to three runs on four hits. The Wolfpack moved to 11-11 on the season, and is now 2-5 in conference play with the defeat.

David beat out an infield single in the top of the first inning, and Ashby got the Lobos on the board first with a sacrifice fly to make the score 1-0. UNM built on its lead in the top of the second with Devon Dixon delivering an RBI-double and Chase Weissenborn driving in a run with a sacrifice fly. "Lenny is unstoppable when he gets into a groove," Egloff said. "We have all seen it, and it is always a matter of time before he figures it out. Big hits are huge, and when one of your best hitters is putting up numbers, it helps that much more."

Nevada got a run back in the bottom of the second on a two-out double by Taylor Holder, but Egloff limited the damage to a single run.

Scan the QR code to continue reading.



2023 New Mexico Baseball New Mexico at Nevada 3/24/2023 at Reno, NV (Don Weir Field)



New Mexico 9 (13-8,4-3 MW)

Player	ab	r	h	rbi	bb	so	po	a	lob
DITZENBERGER, Dylan 3b	4	2	1	0	1	0	0	3	1
DAVID, Jeffrey cf	4	2	2	0	1	4	0	0	
ASHBY, Lenny Junior dh	3	1	2	3	0	1	0	0	
STEPHENS, Sean pr	0	0	0	0	0	0	0	0	
RUNION, Braydon rf	5	0	1	2	0	2	4	0	1
SPENRATH, Reed lf	4	0	0	0	1	1	8	1	3
HOLLAND, Jake c	5	1	2	1	0	0	5	0	0
PIGFORD, Daylan lf	5	2	3	1	0	1	0	0	0
DIXON, Devon 2b	4	0	1	1	0	0	4	3	2
WEISSENBERN, Chase ss	3	1	1	1	0	1	1	4	0
EGLOFF, Riley p	0	0	0	0	0	0	1	0	0
MCBROOM, Brian p	0	0	0	0	0	0	0	0	0
Totals	37	9	13	9	3	7	27	11	7

Nevada 5 (11-11,2-5 MW)

Player	ab	r	h	rbi	bb	so	po	a	lob
HIRATA, Mason ss	5	1	1	0	0	1	0	2	0
CLAYTON, Matt c	3	1	2	2	2	0	8	0	0
WILSON, Nolan dh	5	0	0	0	0	1	0	0	1
STRMECKI, Henry rf	4	1	1	0	0	1	0	1	0
PIERCE, Jesse lf	4	1	2	1	0	1	7	0	0
TENNEY, Derek 3b	4	0	1	0	0	2	0	2	0
HOLDER, Taylor lf	4	1	2	1	0	0	2	0	1
FREETHY, JR 2b	4	0	2	1	0	0	5	1	1
BAUSER, Jeff cf	4	0	1	0	0	0	4	0	3
MORRIS, Kade p	0	0	0	0	0	0	0	0	0
STUMBO, Peyton p	0	0	0	0	0	0	0	3	0
Totals	37	5	12	5	2	5	27	8	7

Score by Innings	1	2	3	4	5	6	7	8	9	R	H	E
New Mexico	1	2	2	1	0	2	1	0	0	9	13	0
Nevada	0	1	0	1	0	0	2	1	0	5	12	1

E - TENNEY, D.(5). DP - New Mexico 2. LOB - New Mexico 7; Nevada 7. 2B - DITZENBERGER(5); ASHBY, L.(6); DIXON, D.(5); CLAYTON, M.(5); PIERCE, J.(3); TENNEY, D.(5); HOLDER, T. 2(5); FREETHY, JR(1). 3B - RUNION, B.(1); STRMECKI, H.(1). HR - PIGFORD, D.(2); CLAYTON, M.(5). HBP - ASHBY, L.. SF - ASHBY, L.(2); WEISSENBERN(2).

New Mexico	ip	h	r	er	bb	so	ab	bf	np
EGLOFF, Riley	7.0	10	5	5	2	4	30	32	98
MCBROOM, Brian	2.0	2	0	0	0	1	7	7	24

Nevada	ip	h	r	er	bb	so	ab	bf	np
MORRIS, Kade	4.0	9	6	5	2	3	19	23	81
STUMBO, Peyton	5.0	4	3	3	1	4	18	20	60

Win - EGLOFF, R. (4-1). Loss - MORRIS, K. (1-3). Save - None.

WP - MORRIS, K. 2(9); STUMBO, P.(2). HBP - by STUMBO, P. (ASHBY, L.). Inherited runners/scored: MCBROOM, B. 1/0. Pitches/strikes: EGLOFF, R. 98/68; MCBROOM, B. 24/17; MORRIS, K. 81/45; STUMBO, P. 60/39.

Umpires - HP: Jimmy Craig 1B: Adam Rogers 2B: Dale Gardner 3B: Anthony Prater

Start: 1 pm Time: 2:43 Attendance: 486

Weather: 39 degrees, sunny

EGLOFF, R. faced 2 batters in the 8th.

GAME 22: NEVADA (MARCH 25 AT RENO, NV)

RENO, Nev. – Seven shutout innings from starter Tristin Lively was more than enough to propel the New Mexico baseball team to its third consecutive Mountain West victory on Saturday at Don Weir Field, as the Lobos raced past host Nevada 12-1 to secure their second conference series win of the year.

Lively struck out a season-high eight hitters in another dominant performance, and picked up his fourth win of the season. "He was outstanding today," UNM head coach Tod Brown commented on the senior right-hander. "He commanded all of his pitches and set the tone for us. He was on point right from the get-go."

Lively allowed just two hits and two walks in his seven brilliant innings, while throwing 110 pitches. The Lobos improved to 14-8 on the season and are now 5-3 in Mountain West games. New Mexico played error-free defense for the second day in-a-row, and for the 14th game overall this season. "Our pitchers know we have an excellent defense behind them, and it is just a matter of throwing strikes and creating weak contact," Brown said. "We have an excellent defense all around, and a lot of credit goes to those guys. When you pitch well with strikeouts and soft contact, it makes playing defense a lot easier as well."

Like it did in its 9-5 win in the series opener on Friday afternoon, New Mexico scored early and continued to add on in the lopsided victory. Reed Spenrath hit his Mountain West-leading eighth home run of the year, and went 3-for-5 with a pair of RBIs. Dylan Ditzemberger went 3-for-6 with three RBIs and three runs scored, and Devon Dixon was 3-for-5 with two RBIs. New Mexico totaled 17 hits on the day, while leaving nine runners on, striking out four times, and drawing a pair of walks. "We have been doing that a lot, and this entire season we have started out fast," said Brown. "Lately, we have been kind of off the gas for 3-4 innings before getting hot late. We addressed it, talked about it, and we put pressure on them today right from the start."

Lenny Junior Ashby had UNM's first hit with a two-out double in the top of the first, but Nevada starter Jason Doktorczyk stranded the runner in scoring position.

Spencer led off the second with a single, and Kyle Smith was hit by a pitch to set the table for the Lobos with no outs. Daylan Pigford was robbed of extra bases on a leaping snag by Pack leftfielder Taylor Holder, but an RBI-single by Dixon followed by an error by Nevada spotted the Lobos a 2-0 advantage.

Lively faced his first jam of the day in the bottom of the second, when Nevada loaded the bases with one out. The senior shook off the trouble with back-to-back strikeouts to strand all three runners and keep the Lobos ahead. "It's nothing new – he has been awesome all year," Ditzemberger said on Lively. "As we get into conference games it becomes more and more important. It really makes us as hitters confident, because we know how good he is on the mound."

Spencer's solo home run came in the top of the third, helping the Lobos continue to build their early advantage and pull ahead 3-0. Lively responded with his first 1-2-3 inning of the game, using a big catch by Jeffrey David in the right-center gap to help keep Nevada off the bases.

Scan the QR code to continue reading.



2023 New Mexico Baseball New Mexico at Nevada 3/25/2023 at Reno, NV (Don Weir Field)



New Mexico 12 (14-8,5-3 MW)

Player	ab	r	h	rbi	bb	so	po	a	lob
DITZENBERGER, Dylan 3b	6	3	3	3	0	0	1	5	0
DAVID, Jeffrey cf/rf	6	0	1	1	0	0	1	0	2
ASHBY, Lenny Junior dh	4	0	1	0	1	0	0	0	0
JUSTIN, Justin ph	3	0	0	0	0	1	0	0	1
RUNION, Braydon rf	5	0	3	2	0	2	0	2	0
STEPHENS, Sean pr/cf	0	1	0	0	0	0	0	0	0
SPENRATH, Reed lf	5	2	3	1	0	1	11	0	0
SMITH, Kyle c	4	1	0	0	0	0	7	1	3
PIGFORD, Daylan lf	5	2	2	0	0	1	2	0	0
DIXON, Devon 2b/ss	5	1	3	2	0	0	1	4	0
WEISSENBERN, Chase ss	3	1	0	0	1	1	0	1	1
KINKADE, Konner ph/2b	1	1	1	1	0	0	2	0	0
LIVELY, Tristin p	0	0	0	0	0	0	0	0	0
BANNISTER, Wil p	0	0	0	0	0	0	0	0	0
STEINKAMP, Arthur p	0	0	0	0	0	0	1	0	0
Totals	45	12	17	10	2	4	27	12	9

Nevada 1 (11-13,2-6 MW)

Player	ab	r	h	rbi	bb	so	po	a	lob
CLAYTON, Matt c	5	0	0	0	0	1	4	1	4
HOLDER, Taylor lf	2	1	0	0	0	0	3	0	0
STRMECKI, Henry cf	2	0	0	0	2	1	1	0	0
PIERCE, Jesse rf	4	0	1	0	0	1	1	0	1
WOODHOUSE, Jaxon dh	2	0	0	0	2	0	0	0	0
TENNEY, Derek 3b	2	0	1	0	0	0	2	3	0
CATACUTAN, Josh ph	1	0	0	0	0	0	0	0	1
WALLER, Jackson 3b	1	0	0	0	0	0	1	0	2
MARTIN, Dawson lf	3	0	0	0	0	2	10	0	0
FREETHY, JR 2b	4	0	1	0	0	2	2	1	1
HIRATA, Mason ss	2	0	0	0	0	1	0	0	0
TIGER, Justin ph/ss	1	0	0	0	0	0	2	1	0
DOKTORCZYK, Jason p	0	0	0	0	0	0	0	1	2
SARHATT, Michael p	0	0	0	0	0	0	0	0	0
JACKSON, Jordan p	0	0	0	0	0	0	0	0	0
Totals	29	1	3	0	4	8	27	8	9

Score by Innings	1	2	3	4	5	6	7	8	9	R	H	E
New Mexico	0	2	1	0	1	3	1	2	2	12	17	0
Nevada	0	0	0	0	0	0	0	1	0	1	3	3

E - TENNEY, D.(6); WALLER, J.(3); TIGER, J.(1). DP - New Mexico 1. LOB - New Mexico 9; Nevada 9. 2B - DITZENBERGER 2(7); ASHBY, L.(7); RUNION, B. 2(7); PIGFORD, D.(6); KINKADE, K.(3). 3B - PIGFORD, D.(3). HR - SPENRATH, R.(8). HBP - SMITH, K.; HOLDER, T. 2; MARTIN, D.; TIGER, J.. CS - RUNION, B.(1).

New Mexico	ip	h	r	er	bb	so	ab	bf	np
LIVELY, Tristin	7.0	2	0	0	2	8	23	27	110
BANNISTER, Wil	0.1	1	1	1	2	0	2	5	19
STEINKAMP, Arthur	1.2	0	0	0	0	0	4	5	12

Nevada	ip	h	r	er	bb	so	ab	bf	np
DOKTORCZYK, Jason	5.1	9	7	6	2	2	25	28	99
SARHATT, Michael	2.2	5	3	1	0	0	14	14	64
JACKSON, Jordan	1.0	3	2	2	0	2	6	6	21

Win - LIVELY, T. (4-1). Loss - DOKTORCZYK (2-2). Save - None.

WP - BANNISTER, W 2(2); DOKTORCZYK(4); SARHATT, M. 3(7); JACKSON, J.(2). HBP - by LIVELY, T. (HOLDER, T.); by DOKTORCZYK (SMITH, K.); by LIVELY, T. (MARTIN, D.); by BANNISTER, W (HOLDER, T.); by STEINKAMP, A (TIGER, J.). Inherited runners/scored: STEINKAMP, A 3/0; SARHATT, M. 1/1. Pitches/strikes: LIVELY, T. 110/70; BANNISTER, W 19/7; STEINKAMP, A 12/8; DOKTORCZYK 99/69; SARHATT, M. 64/44; JACKSON, J. 21/16.

Umpires - HP: Anthony Prater 1B: Josh Gottlieb 2B: Adam Rogers 3B: Dale Gardner

Start: 1 pm Time: 2:38 Attendance: 457

Weather: 38 degrees, cloudy



UNIVERSITY OF NEW MEXICO

2023 BASEBALL



TEAM OVERALL STATISTICS



2023 New Mexico Baseball Overall Statistics for New Mexico (as of Mar 26, 2023) (All games Sorted by Fielding pct)



Player	c	po	a	e	fld%	dp	sba	csb	sba%	pb	ci
30 SPENRATH, Reed	206	197	9	0	1.000	16	0	0	---	0	0
18 HOLLAND, Jake	88	82	6	0	1.000	0	9	0	1.000	0	0
24 SMITH, Kyle	70	60	10	0	1.000	0	4	5	.444	2	0
10 EGLOFF, Riley	8	4	4	0	1.000	1	3	0	1.000	0	0
11 STEPHENS, Sean	8	7	1	0	1.000	0	0	0	---	0	0
29 HERD, Caleb	8	8	0	0	1.000	0	0	0	---	0	0
34 ASHBY, Lenny Junior	8	8	0	0	1.000	0	0	0	---	0	0
25 OLSON, Justin	7	7	0	0	1.000	2	0	0	---	0	0
14 CARRIS, Akili	5	2	3	0	1.000	1	0	0	---	0	0
27 GALLEGOS, Isaac	5	2	3	0	1.000	0	5	0	1.000	0	0
36 HUDSON, Terrell	3	0	3	0	1.000	0	0	0	---	0	0
40 BANNISTER, Wil	2	0	2	0	1.000	0	0	0	---	0	0
44 FELIX, Dominic	2	0	2	0	1.000	1	0	0	---	0	0
19 STILL, Justin	2	0	2	0	1.000	0	1	1	.500	0	0
6 MCBROOM, Brian	2	0	2	0	1.000	0	0	2	.000	0	0
35 STEINKAMP, Arthur	1	0	1	0	1.000	0	0	0	---	0	0
23 JACKSON, Jaren	1	0	1	0	1.000	0	1	0	1.000	0	0
1 MARTINEZ, Jordan	1	0	1	0	1.000	0	0	0	---	0	0
33 DITZENBERGER, Dylan	54	12	41	1	.981	1	0	0	---	0	0
4 PIGFORD, Deylan	49	47	1	1	.980	0	0	0	---	0	0
3 DIXON, Devon	88	30	56	2	.977	9	0	0	---	0	0
15 RUNION, Braydon	28	25	2	1	.964	0	0	0	---	0	0
12 WEISSENBORN, Chase	89	21	64	4	.955	13	0	0	---	0	0
7 DAVID, Jeffrey	65	48	14	3	.954	4	0	0	---	0	0
8 KINKADE, Konner	21	11	9	1	.952	4	0	0	---	0	0
2 LIVELY, Tristin	2	1	0	1	.500	0	2	2	.500	0	0
22 BAKER-LIVINGSTON, B	0	0	0	0	.000	0	1	0	1.000	0	0
16 FLORES, Junior	0	0	0	0	.000	0	0	0	---	0	0
49 ITURRALDE, Adolfo	0	0	0	0	.000	0	0	0	---	0	0
13 RUSSELL, Brett	0	0	0	0	.000	0	0	0	---	0	0
9 DEWYER, Trent	0	0	0	0	.000	0	0	0	---	0	0
42 STANFIELD, Alec	0	0	0	0	.000	0	0	0	---	0	0
Totals	823	572	237	14	.983	18	13	5	.722	2	0
Opponents	746	561	154	31	.958	13	20	3	.870	1	0

Hitting minimums - 1 Games 1 AB 1 TPA

Pitching minimums - 1 Games



UNIVERSITY OF NEW MEXICO

2023 BASEBALL



TEAM OVERALL STATISTICS



2023 New Mexico Baseball Overall Statistics for New Mexico (as of Mar 26, 2023) (All games Sorted by Batting avg)



Record: 14-8 Home: 8-3 Away: 3-4 Neutral: 3-1 MW: 5-3

Player	avg	gp-gs	ab	r	h	2b	3b	hr	rbi	tb	slg%	bb	hp	so	gdp	ob%	sf	sh	sb-att	po	a	e	fld%
33 DITZENBERGER, Dylan	.473	22-22	93	36	44	7	1	1	23	56	.602	11	0	12	1	.524	1	1	4-4	12	41	1	.981
8 KINKADE, Konner	.429	14-0	14	4	6	3	0	0	2	9	.643	4	0	2	0	.556	0	0	0-0	11	9	1	.952
29 HERD, Caleb	.400	6-0	5	2	2	1	0	0	1	3	.600	2	0	0	0	.571	0	0	0-0	8	0	0	1.000
15 RUNION, Braydon	.389	22-22	90	20	35	7	1	4	24	56	.622	6	1	28	0	.429	1	0	1-2	25	2	1	.964
18 HOLLAND, Jake	.383	16-14	60	11	23	2	0	5	21	40	.667	4	0	11	0	.422	0	0	0-0	82	6	0	1.000
4 PIGFORD, Deylan	.367	22-22	79	28	29	6	3	2	8	47	.595	14	2	13	0	.474	0	0	8-8	47	1	1	.980
34 ASHBY, Lenny Junior	.337	22-22	89	15	30	7	0	2	27	43	.483	10	3	9	3	.413	2	0	0-1	8	0	0	1.000
7 DAVID, Jeffrey	.327	22-22	101	18	33	5	4	2	28	52	.515	6	2	14	2	.369	2	0	2-3	48	14	3	.954
25 OLSON, Justin	.318	12-3	22	3	7	1	0	1	4	11	.500	2	0	12	0	.375	0	0	0-0	7	0	0	1.000
12 WEISSENBORN, Chase	.307	22-22	75	24	23	4	1	0	13	29	.387	10	0	16	2	.379	2	0	1-1	21	64	4	.955
11 STEPHENS, Sean	.286	16-0	14	3	4	0	1	0	2	6	.429	0	0	4	0	.286	0	0	1-1	7	1	0	1.000
3 DIXON, Devon	.273	21-18	66	20	18	5	0	4	19	35	.530	9	0	13	1	.360	0	0	0-0	30	56	2	.977
30 SPENRATH, Reed	.269	22-22	78	25	21	5	0	8	24	50	.641	20	1	32	1	.420	1	0	2-2	197	9	0	1.000
24 SMITH, Kyle	.250	13-9	36	8	9	1	2	2	7	20	.556	8	3	9	0	.426	0	0	1-1	60	10	0	1.000
14 CARRIS, Akili	.200	4-0	5	2	1	0	0	0	0	1	.200	0	1	2	0	.333	0	0	0-0	2	3	0	1.000
44 FELIX, Dominic	.000	5-0	7	1	0	0	0	0	1	0	.000	1	0	0	2	.125	0	0	0-0	0	2	0	1.000
Totals	.342	22	834	220	285	54	13	31	204	458	.549	107	13	177	12	.421	9	1	20-23	572	237	14	.983
Opponents	.271	22	743	110	201	41	4	18	102	304	.409	61	21	151	18	.341	6	8	13-18	561	154	31	.958

LOB - Team (183), Opp (157). DPs turned - Team (18), Opp (13). IBB - Team (2), PIGFORD, D. 1, SPENRATH, R. 1, Opp (1). Picked off - PIGFORD, D. 1.

(All games Sorted by Earned run avg)

Player	era	w-l	app	gs	cg	sho	sv	ip	h	r	er	bb	so	2b	3b	hr	b/avg	wp	hp	bk	sfa	sha
19 STILL, Justin	0.00	0-0	6	0	0	0/1	0	6.2	4	0	0	7	7	0	0	0	.190	0	0	0	0	2
49 ITURRALDE, Adolfo	0.00	0-0	3	0	0	0/0	0	2.1	1	0	0	0	4	1	0	0	.125	0	1	0	0	0
9 DEWYER, Trent	0.00	0-0	1	0	0	0/0	0	1.2	1	0	0	0	0	0	0	0	.200	0	0	0	0	0
27 GALLEGOS, Isaac	2.17	4-0	5	5	0	0/0	0	29.0	17	9	7	8	26	1	0	2	.163	4	2	0	0	0
2 LIVELY, Tristin	2.38	4-1	6	6	0	0/1	0	34.0	32	11	9	7	31	6	1	2	.244	1	4	0	1	0
35 STEINKAMP, Arthur	3.18	0-0	3	0	0	0/0	0	5.2	6	2	2	3	3	1	0	0	.316	0	2	0	0	0
6 MCBROOM, Brian	3.66	0-0	11	0	0	0/0	2	19.2	20	10	8	4	14	5	0	1	.267	0	3	2	1	2
10 EGLOFF, Riley	4.66	4-1	6	6	0	0/0	0	36.2	35	20	19	10	33	9	2	4	.250	3	2	0	2	2
36 HUDSON, Terrell	5.40	1-0	6	0	0	0/0	0	10.0	12	6	6	1	8	3	0	3	.308	0	2	0	0	1
22 BAKER-LIVINGSTON, B	6.94	0-2	5	1	0	0/0	0	11.2	16	9	9	4	6	3	0	1	.320	1	1	0	0	0
23 JACKSON, Jaren	7.80	1-0	4	3	0	0/0	0	15.0	19	14	13	4	11	6	0	1	.297	0	2	0	0	0
40 BANNISTER, Wil	9.28	0-3	8	1	0	0/0	1	10.2	15	11	11	5	5	2	0	1	.333	2	2	0	0	1
13 RUSSELL, Brett	13.50	0-1	3	0	0	0/0	0	4.0	10	6	6	3	3	2	1	1	.500	0	0	0	1	0
1 MARTINEZ, Jordan	21.00	0-0	2	0	0	0/0	0	3.0	6	7	7	2	0	1	0	1	.429	0	0	0	0	0
42 STANFIELD, Alec	54.00	0-0	1	0	0	0/0	0	0.1	3	2	2	2	0	1	0	0	1.000	1	0	0	1	0
16 FLORES, Junior	81.00	0-0	1	0	0	0/0	0	0.1	4	3	3	1	0	0	0	1	.800	0	0	0	0	0
Totals	4.81	14-8	22	22	0	1/1	3	190.2	201	110	102	61	151	41	4	18	.271	12	21	2	6	8
Opponents	9.14	8-14	22	22	0	1/1	5	187.0	285	220	190	107	177	54	13	31	.342	41	13	5	9	1