

2023 NEW MEXICO BASEBALL

GAME NOTES

EVAN O'KELLY | ASSISTANT DIRECTOR OF ATHLETIC COMMUNICATIONS | EVANOKELLY@UNM.EDU | CELL: 503-841-0938

MW CHAMPION '00, '12, '13, '14, '17 | MW TOURNAMENT CHAMPION '11, '12, '16

2023 | SCHEDULE AND RESULTS

OVERALL RECORD:9-3
MW RECORD:0-0
HOME RECORD:6-1
ROAD RECORD:0-1
NEUTRAL RECORD:3-1
STREAK:L1

| Date | Opponent | Location | Time/Result |
|------|------------------------------|-----------------------------|---------------------------|
| 2/17 | !#23 Oregon State | Surprise, Ariz. | W, 7-2 |
| 2/18 | !UC Santa Barbara | Surprise, Ariz. | W, 3-1 |
| 2/19 | !#23 Oregon State | Surprise, Ariz. | L, 14-6 |
| 2/20 | !Minnesota | Surprise, Ariz. | W, 4-3 (12) |
| 2/24 | Northern Colorado | Santa Ana Star Field | W, 30-1 |
| 2/25 | Northern Colorado | Santa Ana Star Field | W, 11-3 |
| 2/25 | Northern Colorado | Santa Ana Star Field | W, 18-2 (7) |
| 2/26 | Northern Colorado | Santa Ana Star Field | Canceled (Weather) |
| 3/3 | St. Bonaventure | Santa Ana Star Field | W, 14-4 (8) |
| 3/4 | St. Bonaventure | Santa Ana Star Field | L, 17-8 |
| 3/4 | St. Bonaventure | Santa Ana Star Field | W, 20-3 (7) |
| 3/5 | St. Bonaventure | Santa Ana Star Field | W, 16-6 (7) |
| 3/7 | Texas Tech | Lubbock, Texas | L, 6-3 |
| 3/10 | *Air Force | Santa Ana Star Field | 6 PM |
| 3/11 | *Air Force | Santa Ana Star Field | 2 PM |
| 3/12 | *Air Force | Santa Ana Star Field | Noon |
| 3/14 | Grand Canyon | Phoenix, Ariz. | 2 PM |
| 3/17 | *Fresno State | Fresno, Calif. | 7 PM |
| 3/18 | *Fresno State | Fresno, Calif. | 4:05 PM |
| 3/19 | *Fresno State | Fresno, Calif. | 2 PM |
| 3/21 | New Mexico State | Santa Ana Star Field | 6 PM |
| 3/24 | *Nevada | Reno, Nev. | 7:35 PM |
| 3/25 | *Nevada | Reno, Nev. | 5:35 PM |
| 3/26 | *Nevada | Reno, Nev. | 2:05 PM |
| 3/28 | Texas Tech | Santa Ana Star Field | 2 PM |
| 3/31 | *San Diego State | Santa Ana Star Field | 6 PM |
| 4/1 | *San Diego State | Santa Ana Star Field | 2 PM |
| 4/2 | *San Diego State | Santa Ana Star Field | Noon |
| 4/4 | New Mexico State | Las Cruces, N.M. | 6 PM |
| 4/6 | *San Jose State | Santa Ana Star Field | 6 PM |
| 4/7 | *San Jose State | Santa Ana Star Field | 2 PM |
| 4/8 | *San Jose State | Santa Ana Star Field | Noon |
| 4/11 | Colorado State-Pueblo | Santa Ana Star Field | 6 PM |
| 4/12 | Colorado State-Pueblo | Santa Ana Star Field | 2 PM |
| 4/18 | New Mexico State | Las Cruces, N.M. | 6 PM |
| 4/21 | *Air Force | Colorado Springs, Colo. | 3 PM |
| 4/22 | *Air Force | Colorado Springs, Colo. | Noon |
| 4/23 | *Air Force | Colorado Springs, Colo. | Noon |
| 4/25 | Arizona | Tucson, Ariz. | 6 PM |
| 4/28 | *Fresno State | Santa Ana Star Field | 6 PM |
| 4/29 | *Fresno State | Santa Ana Star Field | 2 PM |
| 4/30 | *Fresno State | Santa Ana Star Field | Noon |
| 5/2 | New Mexico State | Santa Ana Star Field | 6 PM |
| 5/5 | *UNLV | Las Vegas, Nev. | 7 PM |
| 5/6 | *UNLV | Las Vegas, Nev. | 1 PM |
| 5/7 | *UNLV | Las Vegas, Nev. | 1 PM |
| 5/12 | *Nevada | Santa Ana Star Field | 6 PM |
| 5/13 | *Nevada | Santa Ana Star Field | 2 PM |
| 5/14 | *Nevada | Santa Ana Star Field | Noon |
| 5/18 | *San Diego State | San Diego, Calif. | 7 PM |
| 5/19 | *San Diego State | San Diego, Calif. | 7 PM |
| 5/20 | *San Diego State | San Diego, Calif. | 2 PM |

| Mountain West Tournament | | | |
|--------------------------|------------|----------------|-----|
| 5/25-27 | MW Tourney | Fresno, Calif. | TBD |

| NCAA Regionals | | | |
|----------------|-----------|-----|-----|
| 6/1-4 | Regionals | TBD | TBD |

| NCAA Super Regionals | | | |
|----------------------|-----------------|-----|-----|
| 6/8-11 | Super Regionals | TBD | TBD |

| NCAA College World Series | | | |
|---------------------------|----------------------|-------------|-----|
| 6/16-26 | College World Series | Omaha, Neb. | TBD |

* - Mountain West game ! - College Baseball Classic
Bold - home game at Santa Ana Star Field

Game dates & times are Mountain time and subject to change

THE SLATE



NEW MEXICO
LOBOS

Record (MW)
9-2 (0-0 MW)*

Head Coach Tod Brown
 Alma Mater, Yr..... Arizona, 1994
 Record at UNM.....30-36 (2nd season)
 Career Record 371-386 (16th season)



Air Force
Falcons

Record (Mountain West)
4-9 (0-0 MW)

Head Coach Mike Kazlausky
 Alma Mater, Yr..... Air Force, 1991
 Record at AF..... 263-349 (13th season)
 Career Record 263-349 (13th season)

LEADING OFF - LOBOS SET TO START MW PLAY

WEEKLY PROMOTIONS: All three games this weekend will feature free admission for all fans. Fans are encouraged to park in the Baseball South parking lot, due to heavy traffic in The Pit parking lots. Friday's series opener will be Country Night, with a country music and attire theme throughout the game. On Sunday, children ages 12 and under will be able to run the bases on the field upon the conclusion of the game.

A LOOK AHEAD: After the first conference series of the year, the Lobos will play their midweek game at Grand Canyon next Tuesday with a 2 p.m. first pitch. UNM will then have a three-game MW series at Fresno State, set for March 17-19 in California.

TOUGH AGAINST TECH TUESDAY: In the first meeting of a home-and-home series with Texas Tech on Tuesday, the Lobos dropped a tightly-contested affair 6-3 in Lubbock. It was UNM's first true road game of the 2023 season, and Texas Tech will make the trip to Albuquerque for a rematch on March 28.

LOBOS SECOND IN NCAA IN BATTING:

Through its first 12 games of the season, UNM compiled a team batting average of .366 and as of March 9 ranked No. 2 in the NCAA. The Lobos' average of 11.7 runs per game ranks third in the NCAA, and UNM is sixth in hits with 165, 11th in runs with 140, and sixth in on-base percentage at .456.

NO ONE'S PERFECT: After going the first five games of the season without committing an error - a string of 47 consecutive innings - the Lobos finally had their first miscue in the second game of the series against Northern Colorado. Through the first 12 games of the year, UNM has committed just six errors for a fielding percentage of .986 which ranked them 11th in the NCAA as of March 9.

EGGS SUNNY SIDE UP: Two-time Mountain West Pitcher of the Week Riley Egloff ranks fourth nationally with three wins this spring, as he went at least five innings for his third straight start last Friday against St. Bonaventure. Egloff owns a 2.65 earned run average while leading the team with 17 innings pitched and 20 strikeouts while issuing just two walks. The opposition is hitting just .206 off the senior, and he carries a WHIP of 0.88.

PROBABLE PITCHING MATCHUPS

Game One (3/10/23, 6 p.m. MT)

RHP Riley Egloff (Sr.) vs. Doyle Gehring (Jr.)
 3-0, 2.65 ERA 1-1, 4.50 ERA

Game Two (3/11/23, 2 p.m. MT)

RHP Tristin Lively (Sr.) vs. Dylan Rogers (So.)
 2-1, 4.50 ERA 0-2, 7.07 ERA

Game Three (3/12/23, Noon MT)

RHP Isaac Gallegos (Jr.) vs. Seungmin Shim (Jr.)
 2-0, 1.80 ERA 2-0, 1.59 ERA



UNIVERSITY OF NEW MEXICO

2023 BASEBALL



LEADING OFF - WEEKEND PREVIEW

26-STRAIGHT FOR DITZENBERGER: Senior third baseman Dylan Ditzenberger extended his reached-base streak to 26 games with a knock at Texas Tech on Tuesday. Ditzenberger is hitting .489 on the year (22-for-45), and he has driven in 15 runs while stealing three bases. Entering this week, Ditzenberger ranks fourth in the NCAA in runs (24) and leads the country in runs per game (2.00). He is also 26th in hits (22), 14th in batting average (.489) and 26th in hits per game (1.83).

ASHBY'S HIT STREAK SNAPPED AT 15: Lenny Junior Ashby's team-leading hit streak came to an end on Saturday at 15 games, as he went 0-for-1 with a pair of walks in UNM's 20-3 rout of St. Bonaventure. Ashby's reached base streak of 18 games remains intact, after he hit his second home run of the year and had three hits at Texas Tech. Ashby is reaching base at a clip of .509 this spring while hitting .435 and slugging .609. Ashby continues to lead the team with 20 RBIs, a figure that ranks him 33rd nationally.

PERSISTENCE PAYS OFF FOR DAVID: A day full of good outcomes at the plate made for a frustrating stat line for Jeffrey David on Saturday, who hit most of his seven balls in play on the screws to deep parts of the field but didn't come away with a hit. He kept the momentum going on Sunday and it paid off, as he doubled and tripled while driving in a run and scoring twice. David's three triples this spring rank him fifth in the NCAA, and he holds a .308 batting average while starting all 12 games mixed between center field and second base.

SPENRATH SHOWING DISCIPLINE: Reed Spenrath has drawn all 13 of his walks this season in the last seven games, as he boosted his on-base percentage to .444 over the weekend. He delivered his team-leading fourth home run of the year and added a pair of doubles, as eight of his 10 hits this year have gone for extra bases on the way to a .667 slugging percentage. Spenrath has also driven in 14 runs, ranking him fourth on the team.

HOLLAND GOES WAY DEEP: Jake Holland homered three times over the weekend, including his first-career multi-homer game with a pair of long balls in the series opener. Not only were they long balls, but Holland's first two home runs were absolute no-doubters with one colliding with The Pit and the other clearing the hitter's eye in straightaway center. In his first season with the Lobos, Holland is hitting .412 with 14 RBIs and is tied with Spenrath for the team lead in home runs.

RUNION HAS CAREER GAME: Senior rightfielder Braydon Runion caught fire amid the series against St. Bonaventure, going 4-for-5 with five RBIs and three runs scored in Game 3. Runion had a streak of six consecutive hits during the series, and he carries an eight-game hitting streak into the series against the Falcons. Two of Runion's hits on Saturday were doubles, marking the first time in his five-year collegiate career he has had multiple doubles in a single game. Runion also homered in the game, upping his career totals to 33 doubles and 32 home runs.

PIGFORD EXTENDS STREAK: Lobo newcomer Deylan Pigford has reached base in all 12 games this spring, and made it a six-game hitting streak with knocks in all four games last weekend and against Texas Tech Tuesday. Pigford is second on the team with 17 runs scored, and he holds a stellar slash line of .415/.520/.610 while starting all 12 games.

DIXON MAGNIFICENT WITH GLOVE: Despite committing his first error of the season, snapping a streak of 24 consecutive plays without a miscue, infielder Devon Dixon more than made up for it both with his glove and his bat. Dixon made 10 stellar plays defensively over the weekend, while going 4-for-10 at the plate with a double, a home run, and six RBIs. In his first year with the Lobos, Dixon is batting .345 with 10 RBIs and 12 runs scored in his eight starts. He is reaching base at a clip of .486 and slugging .655 as well.

GALLEGOS SHUTS DOWN BONNIES: Claiming a victory on the mound for the second week in-a-row, junior right-hander Isaac Gallegos put forth five shutout innings on Sunday against St. Bonaventure. He has thrown five innings in each of his three starts, striking out 13 hitters and allowing just seven hits. His WHIP of 0.73 ranks him in the top-40 in the NCAA.

JACKSON EARNS FIRST UNM WIN: After having his turn canceled by a windstorm last week, junior left-hander Jaren Jackson made the most of his second start of the year on Saturday and picked up his first win in a Lobo uniform. He struck out four and walked just one, while allowing three runs - two earned - on three hits in six strong innings of work.

ITURRALDE QUIETLY EXCELLING IN 'PEN: Senior right-hander Adolfo Iturralde has quietly put together a string of five consecutive outings without surrendering an earned run dating back to last spring. In three appearances so far in 2023, Iturralde has allowed just one baserunner while striking out four hitters in his 2 1/3 innings of work out of the bullpen.

DEBUT TO REMEMBER FOR DEWYER: Albuquerque native Trent Dewyer made his Lobo debut on Saturday, allowing one baserunner in 1 2/3 scoreless innings of relief.

OLSON'S 7TH HIT WINS IT: Junior Justin Olson has gone 7-for-19 (.368) this year, with hits in all but one of his appearances. His most recent knock ended the series against the Bonnies, as he put UNM ahead 16-6 in the bottom of the seventh for a run-rule victory. Olson is slugging .579 and has driven in four runs on the young season.

SMITH NOTCHES FIRST HR: Kyle Smith hit his first home run of the 2023 season last Sunday, clearing the fence in center field for the eighth overall of his collegiate career. Smith had his second multi-RBI game of the season thanks to the long ball, and defensively he has been perfect in 41 chances behind the plate handling the Lobo pitching staff.

WEISSBORN PRODUCING STEADILY: Junior Chase Weissenborn continued his steady production at the bottom of the UNM lineup, scoring six runs while driving in three last weekend. Weissenborn has scored 14 runs this season, while maintaining a slash line of .316/.400/.421 in his 12 starts at shortstop.

Lobos NCAA Statistics Rankings

Top-100 | through games March 8, 2023

Team Hitting

| Stat | Amount | Rank |
|--------------|--------|------|
| Batting Avg. | .366 | 2 |
| Scoring | 11.7 | 3 |
| Hits | 165 | 5 |
| On-Base Pct. | .456 | 6 |
| 3B/Gm. | 0.67 | 6 |
| Triples | 8 | 7 |
| Runs | 140 | 11 |
| Slg. | .592 | 13 |
| Walks | 75 | 29 |
| Doubles/Gm. | 2.42 | 38 |
| Doubles | 29 | 39 |
| Home Runs | 19 | 41 |
| HR/Gm. | 1.53 | 43 |
| Sac. Flies | 7 | 53 |

Team Pitching

| Stat | Amount | Rank |
|---------------|--------|------|
| BB/9 | 2.56 | 9 |
| Fielding Pct. | .986 | 11 |
| ERA | 2.42 | 38 |
| BB/K | 2.86 | 40 |
| Double Plays | 10 | 48 |
| DP/Gm. | 0.83 | 65 |
| WHIP | 1.41 | 70 |

Individual Hitting

| Stat | Amount | Player | Rank |
|---------------|--------|--------------------|------|
| Runs/Gm. | 2.00 | Dylan Ditzenberger | 1 |
| Runs | 24 | Dylan Ditzenberger | 4 |
| Triples | 3 | Jeffrey David | 5 |
| 3B/Gm. | 0.25 | Jeffrey David | 8 |
| Batting Avg. | .489 | Dylan Ditzenberger | 14 |
| Triples | 2 | Deylan Pigford | 17 |
| RBI/Gm. | 1.67 | Lenny Junior Ashby | 23 |
| Hits/Gm. | 1.83 | Dylan Ditzenberger | 25 |
| Hits | 22 | Dylan Ditzenberger | 26 |
| Batting Avg. | .467 | Braydon Runion | 33 |
| RBIs | 20 | Lenny Junior Ashby | 33 |
| 3B/Gm. | 0.17 | Deylan Pigford | 39 |
| Sac Flies | 2 | Jeffrey David | 40 |
| BB | 13 | Reed Spenrath | 41 |
| Hits/Gm. | 1.75 | Braydon Runion | 43 |
| Hits | 21 | Braydon Runion | 45 |
| RBI/Gm. | 1.56 | Jake Holland | 48 |
| Runs/Gm. | 1.42 | Deylan Pigford | 54 |
| BB/Gm. | 1.08 | Reed Spenrath | 56 |
| HR/Gm. | 0.44 | Jake Holland | 56 |
| RBIs | 18 | Jeffrey David | 57 |
| Runs | 17 | Deylan Pigford | 60 |
| Hits/Gm. | 1.67 | Lenny Junior Ashby | 61 |
| RBI/Gm. | 1.50 | Jeffrey David | 61 |
| Hits | 20 | Lenny Junior Ashby | 65 |
| On-Base Pct. | .547 | Dylan Ditzenberger | 74 |
| Batting Avg. | .435 | Lenny Junior Ashby | 82 |
| Slugging Pct. | .794 | Jake Holland | 88 |

Individual Pitching

| Stat | Amount | Player | Rank |
|-------------|--------|----------------|------|
| Wins | 3 | Riley Egloff | 4 |
| Starts | 3 | Riley Egloff | 25 |
| Starts | 3 | Isaac Gallegos | 25 |
| Starts | 3 | Tristin Lively | 25 |
| Saves | 2 | Brian McBroom | 35 |
| WHIP | 0.73 | Isaac Gallegos | 35 |
| Hits/9 Inn. | 4.20 | Isaac Gallegos | 39 |
| K/BB | 10.00 | Riley Egloff | 43 |
| BB/9 Inn. | 1.06 | Riley Egloff | 47 |
| Wins | 2 | Isaac Gallegos | 51 |
| Wins | 2 | Tristin Lively | 51 |
| BB/9 Inn. | 1.29 | Tristin Lively | 64 |
| K/BB | 6.50 | Tristin Lively | 89 |
| ERA | 1.80 | Isaac Gallegos | 97 |
| WHIP | 0.88 | Riley Egloff | 97 |



UNIVERSITY OF NEW MEXICO

2023 BASEBALL



UNIVERSITY OF NEW MEXICO

Location Albuquerque, N.M.
Founded 1889 by Territorial Legislature
Enrollment 28,800
Nickname Lobos
Colors Cherry (PMS 200) & Silver (PMS Cool Gray 6)
Conference Mountain West Conference
National Affiliation NCAA Division I
President Dr. Garnett Stokes
Director of Athletics Eddie Nuñez
Faculty Representative Karen Gaudreault

FACILITY INFORMATION

Home Field Santa Ana Star Field
Capacity 1,000
Dimensions 338 (LF); 420 (CF); 338 (RF)
 408 (LC); 408 (RC)

PROGRAM HISTORY

First Season 1899
Overall Record 1,912-1,740-17 (.523)
Overall Mountain West Record 337-260-1 (.564)
Years in NCAA Postseason .. 6 (1962, 2010, '11, '12, '13, '16)
Conference Titles 7 (1962, 2000, '11, '12, '13, '14, '17)
Conference Tournament Titles 3 (2011, '12, '16)

TEAM INFORMATION

2022 Overall Record 21-33
2022 Mountain West Record (Finish) 10-20 (6th)
2022 Home Record 11-13
2022 Away Record 10-16
2022 Neutral Record 0-4
2023 Pitchers Returning / Lost 10/8
2023 Letterwinners Returning / Lost 17/17
2023 Newcomers 20



COACHING STAFF

Head Coach **Tod Brown**
 Phone (505) 925-5500
 Email todbrown21@unm.edu
 Years at UNM 2nd season
 Record at UNM 30-36 (2 yrs.)
 Four-year Institution Record 371-386 (16 yrs.)
 Overall Record 371-386 (16 yrs.)
Pitching Coach **Michael Lopez**
 Phone (505) 925-5500
 Email mlopez41@unm.edu
 Years at UNM 2nd season
Asst. Coach/Recruiting Coordinator **Nate Causey**
 Phone (505) 925-5500
 Email ncausey@unm.edu
 Years at UNM 4th season
Volunteer Assistant Coach **Matt Risdon**
 Years at UNM 1st season
Director of Operations **Lance Russell**
Athletic Trainer **Robert Rimorin**
Student Manager **Estevan Padilla**
Student Manager **Michael Hernandez**

MULTIMEDIA INFORMATION

Athletics Website www.GoLobos.com
Main University Web Site www.unm.edu
Conference Web Site www.TheMW.com
Facebook www.facebook.com/NewMexicoLobos
Twitter @UNMLobos
Baseball Twitter & Instagram @UNMLoboBaseball
Baseball Facebook /UNMLobosBaseball

MEDIA RELATIONS

Baseball Contact Evan O'Kelly
Cell Phone (Preferred) 503-841-0938
Email evanokelly@unm.edu
Address:

Department of Athletics
 Colleen J. Maloof Administration Building
 MSC04 2680
 1 University of New Mexico
 Albuquerque, NM 87131-0001

» **Five Mountain West Regular Season Championships** «
 » 2000, 2012, 2013, 2014, 2017 «
 » **Three Mountain West Tournament Championships** «
 » 2011, 2012, 2016 «
 » **Six NCAA Regional Appearances** «
 » 1962, 2010, 2011, 2012, 2013, 2016 «



UNIVERSITY OF NEW MEXICO

2023 BASEBALL



MILESTONE TRACKER

Collegiate Career Individual Hitting

| At-Bats | Player | Total | Needs |
|---------|--------------------|-------|-------|
| 600 | Dylan Ditzenberger | 588 | 12 |
| 500 | Lenny Junior Ashby | 497 | 3 |
| 500 | Deylan Pigford | 478 | 22 |
| 500 | Braydon Runion | 477 | 23 |
| 400 | Reed Spenrath | 397 | 3 |
| 400 | Jeffrey David | 365 | 35 |
| 350 | Sean Stephens | 345 | 5 |
| 350 | Devon Dixon | 322 | 28 |
| 275 | Kyle Smith | 254 | 21 |
| 250 | Justin Olson | 230 | 20 |
| 250 | Jake Holland | 205 | 25 |
| 150 | Konner Kinkade | 138 | 12 |

| Runs | Player | Total | Needs |
|------|--------------------|-------|-------|
| 150 | Braydon Runion | 137 | 13 |
| 150 | Lenny Junior Ashby | 128 | 22 |
| 125 | Deylan Pigford | 114 | 11 |
| 125 | Reed Spenrath | 112 | 13 |
| 125 | Dylan Ditzenberger | 104 | 21 |
| 100 | Sean Stephens | 99 | 1 |
| 100 | Devon Dixon | 76 | 24 |
| 100 | Jeffrey David | 68 | 32 |
| 75 | Justin Olson | 57 | 18 |
| 75 | Kyle Smith | 48 | 2 |
| 50 | Jake Holland | 28 | 22 |
| 25 | Konner Kinkade | 24 | 1 |

| Hits | Player | Total | Needs |
|------|--------------------|-------|-------|
| 200 | Lenny Junior Ashby | 191 | 9 |
| 175 | Dylan Ditzenberger | 158 | 17 |
| 175 | Braydon Runion | 155 | 20 |
| 150 | Deylan Pigford | 143 | 7 |
| 150 | Reed Spenrath | 142 | 8 |
| 125 | Sean Stephens | 116 | 9 |
| 125 | Jeffrey David | 110 | 15 |
| 100 | Devon Dixon | 97 | 3 |
| 75 | Kyle Smith | 72 | 3 |
| 75 | Justin Olson | 70 | 5 |
| 50 | Jake Holland | 47 | 3 |
| 50 | Konner Kinkade | 38 | 12 |

| Total Bases | Player | Total | Needs |
|-------------|--------------------|-------|-------|
| 350 | Lenny Junior Ashby | 345 | 5 |
| 300 | Braydon Runion | 294 | 6 |
| 275 | Reed Spenrath | 262 | 13 |
| 250 | Deylan Pigford | 225 | 25 |
| 250 | Dylan Ditzenberger | 203 | 22 |
| 200 | Sean Stephens | 170 | 30 |
| 200 | Jeffrey David | 169 | 31 |
| 150 | Devon Dixon | 147 | 3 |
| 150 | Justin Olson | 125 | 25 |
| 125 | Kyle Smith | 124 | 1 |
| 100 | Jake Holland | 90 | 10 |
| 75 | Konner Kinkade | 54 | 21 |

| Walks | Player | Total | Needs |
|-------|--------------------|-------|-------|
| 100 | Reed Spenrath | 82 | 18 |
| 75 | Lenny Junior Ashby | 69 | 6 |
| 75 | Dylan Ditzenberger | 68 | 7 |
| 75 | Braydon Runion | 64 | 11 |
| 75 | Deylan Pigford | 57 | 18 |
| 75 | Justin Olson | 51 | 24 |
| 50 | Devon Dixon | 41 | 9 |
| 50 | Sean Stephens | 39 | 11 |
| 50 | Jeffrey David | 34 | 16 |
| 50 | Kyle Smith | 28 | 22 |
| 25 | Konner Kinkade | 17 | 8 |
| 25 | Jake Holland | 14 | 11 |

| Steals | Player | Total | Needs |
|--------|--------------------|-------|-------|
| 30 | Sean Stephens | 28 | 2 |
| 25 | Dylan Ditzenberger | 24 | 1 |
| 15 | Deylan Pigford | 15 | 5 |
| 13 | Jeffrey David | 13 | 2 |
| 11 | Braydon Runion | 11 | 4 |
| 10 | Devon Dixon | 10 | 5 |
| 10 | Reed Spenrath | 10 | 5 |
| 6 | Lenny Junior Ashby | 4 | 6 |
| 4 | Kyle Smith | 4 | 6 |
| 0 | Jake Holland | 0 | 1 |
| 0 | Konner Kinkade | 0 | 1 |
| 0 | Justin Olson | 0 | 1 |

New Mexico Career Individual Hitting

| At-Bats | Player | Total | Needs |
|---------|--------------------|-------|-------|
| 300 | Chase Weissenborn | 269 | 31 |
| 300 | Lenny Junior Ashby | 265 | 35 |
| 300 | Jeffrey David | 261 | 39 |
| 200 | Braydon Runion | 195 | 5 |
| 150 | Sean Stephens | 126 | 24 |
| 125 | Dylan Ditzenberger | 107 | 18 |
| 100 | Kyle Smith | 84 | 16 |
| 50 | Dylan Ditzenberger | 45 | 5 |
| 50 | Deylan Pigford | 41 | 9 |
| 50 | Reed Spenrath | 39 | 11 |
| 50 | Jake Holland | 34 | 16 |
| 50 | Devon Dixon | 29 | 21 |
| 25 | Dominic Felix | 7 | 18 |
| 25 | Akili Carris | 5 | 20 |
| 25 | Caleb Herd | 5 | 20 |

| Runs | Player | Total | Needs |
|------|--------------------|-------|-------|
| 75 | Chase Weissenborn | 58 | 17 |
| 75 | Lenny Junior Ashby | 53 | 22 |
| 75 | Jeffrey David | 50 | 25 |
| 50 | Braydon Runion | 46 | 4 |
| 50 | Sean Stephens | 32 | 18 |
| 50 | Dylan Ditzenberger | 24 | 1 |
| 50 | Justin Olson | 19 | 6 |
| 50 | Deylan Pigford | 17 | 8 |
| 50 | Reed Spenrath | 15 | 10 |
| 50 | Devon Dixon | 12 | 13 |
| 25 | Kyle Smith | 12 | 13 |
| 25 | Jake Holland | 8 | 17 |
| 25 | Akili Carris | 2 | 23 |
| 25 | Caleb Herd | 2 | 23 |
| 25 | Dominic Felix | 1 | 24 |

| Home Runs | Player | Total | Needs |
|-----------|--------------------|-------|-------|
| 100 | Lenny Junior Ashby | 95 | 5 |
| 100 | Jeffrey David | 82 | 18 |
| 75 | Chase Weissenborn | 72 | 3 |
| 75 | Braydon Runion | 63 | 12 |
| 50 | Sean Stephens | 35 | 15 |
| 50 | Justin Olson | 28 | 22 |
| 50 | Dylan Ditzenberger | 22 | 3 |
| 25 | Kyle Smith | 22 | 3 |
| 25 | Deylan Pigford | 17 | 8 |
| 25 | Jake Holland | 14 | 11 |
| 25 | Devon Dixon | 10 | 15 |
| 25 | Reed Spenrath | 10 | 15 |
| 25 | Caleb Herd | 2 | 23 |
| 25 | Akili Carris | 1 | 24 |
| 25 | Dominic Felix | 0 | 1 |

| RBIs | Player | Total | Needs |
|------|--------------------|-------|-------|
| 175 | Lenny Junior Ashby | 157 | 18 |
| 150 | Reed Spenrath | 135 | 15 |
| 125 | Braydon Runion | 116 | 9 |
| 100 | Dylan Ditzenberger | 87 | 13 |
| 75 | Devon Dixon | 73 | 2 |
| 75 | Jeffrey David | 72 | 3 |
| 75 | Deylan Pigford | 72 | 3 |
| 75 | Sean Stephens | 69 | 6 |
| 75 | Justin Olson | 58 | 17 |
| 50 | Kyle Smith | 50 | 25 |
| 50 | Jake Holland | 40 | 10 |
| 25 | Konner Kinkade | 12 | 13 |

| Home Runs | Player | Total | Needs |
|-----------|--------------------|-------|-------|
| 25 | Lenny Junior Ashby | 17 | 8 |
| 25 | Justin Olson | 17 | 8 |
| 25 | Deylan Pigford | 17 | 8 |
| 25 | Reed Spenrath | 15 | 10 |
| 25 | Devon Dixon | 12 | 13 |
| 25 | Kyle Smith | 12 | 13 |
| 25 | Jake Holland | 8 | 17 |
| 25 | Akili Carris | 2 | 23 |
| 25 | Caleb Herd | 2 | 23 |
| 25 | Dominic Felix | 1 | 24 |

| RBIs | Player | Total | Needs |
|------|--------------------|-------|-------|
| 100 | Lenny Junior Ashby | 79 | 21 |
| 75 | Jeffrey David | 55 | 20 |
| 75 | Braydon Runion | 52 | 23 |
| 50 | Chase Weissenborn | 31 | 19 |
| 25 | Justin Olson | 22 | 3 |
| 25 | Kyle Smith | 22 | 3 |
| 25 | Sean Stephens | 16 | 9 |
| 25 | Dylan Ditzenberger | 15 | 10 |
| 25 | Jake Holland | 14 | 11 |
| 25 | Reed Spenrath | 14 | 11 |
| 25 | Devon Dixon | 10 | 15 |
| 25 | Deylan Pigford | 6 | 19 |
| 25 | Dominic Felix | 1 | 24 |
| 25 | Caleb Herd | 1 | 24 |
| 1 | Akili Carris | 0 | 1 |

| Doubles | Player | Total | Needs |
|---------|--------------------|-------|-------|
| 25 | Lenny Junior Ashby | 20 | 5 |
| 25 | Jeffrey David | 17 | 8 |
| 25 | Chase Weissenborn | 15 | 10 |
| 25 | Braydon Runion | 11 | 14 |
| 25 | Justin Olson | 8 | 17 |
| 25 | Deylan Pigford | 4 | 21 |
| 25 | Reed Spenrath | 4 | 21 |
| 25 | Sean Stephens | 4 | 21 |
| 25 | Kyle Smith | 3 | 22 |
| 25 | Dylan Ditzenberger | 2 | 23 |
| 25 | Devon Dixon | 2 | 23 |
| 25 | Caleb Herd | 1 | 24 |
| 25 | Jake Holland | 1 | 24 |
| 25 | Akili Carris | 0 | 1 |
| 25 | Dominic Felix | 0 | 1 |

| Triples | Player | Total | Needs |
|---------|--------------------|-------|-------|
| 10 | Jeffrey David | 7 | 3 |
| 10 | Kyle Smith | 7 | 3 |
| 10 | Chase Weissenborn | 3 | 7 |
| 10 | Deylan Pigford | 2 | 8 |
| 10 | Braydon Runion | 2 | 8 |
| 10 | Lenny Junior Ashby | 1 | 9 |
| 10 | Sean Stephens | 1 | 9 |
| 10 | Akili Carris | 0 | 1 |
| 10 | Dylan Ditzenberger | 0 | 1 |
| 10 | Devon Dixon | 0 | 1 |
| 10 | Dominic Felix | 0 | 1 |
| 10 | Caleb Herd | 0 | 1 |
| 10 | Jake Holland | 0 | 1 |
| 10 | Justin Olson | 0 | 1 |
| 10 | Reed Spenrath | 0 | 1 |

| Steals | Player | Total | Needs |
|--------|--------------------|-------|-------|
| 10 | Jeffrey David | 7 | 3 |
| 10 | Sean Stephens | 6 | 4 |
| 10 | Chase Weissenborn | 4 | 6 |
| 10 | Deylan Pigford | 4 | 6 |
| 10 | Lenny Junior Ashby | 3 | 7 |
| 10 | Dylan Ditzenberger | 3 | 7 |
| 10 | Reed Spenrath | 2 | 8 |
| 10 | Braydon Runion | 1 | 8 |
| 10 | Akili Carris | 0 | 1 |
| 10 | Devon Dixon | 0 | 1 |
| 10 | Dominic Felix | 0 | 1 |
| 10 | Caleb Herd | 0 | 1 |
| 10 | Jake Holland | 0 | 1 |
| 10 | Justin Olson | 0 | 1 |
| 10 | Kyle Smith | 0 | 1 |

Collegiate Career Individual Pitching

| Appearances | Player | Total | Needs |
|-------------|------------------|-------|-------|
| 75 | Riley Egloff | 63 | 12 |
| 40 | Brett Russell | 38 | 2 |
| 35 | Isaac Gallegos | 34 | 1 |
| 35 | Wil Bannister | 33 | 2 |
| 35 | Jaren Jackson | 32 | 3 |
| 35 | Trent Dewyer | 30 | 5 |
| 30 | Brian McBroom | 26 | 4 |
| 30 | Adolfo Iturralde | 25 | 5 |
| 25 | Jacob Strmiska | 20 | 5 |
| 15 | Junior Flores | 10 | 5 |

| Starts | Player | Total | Needs |
|--------|------------------|-------|-------|
| 35 | Jaren Jackson | 32 | 3 |
| 35 | Brett Russell | 31 | 4 |
| 30 | Trent Dewyer | 28 | 2 |
| 25 | Riley Egloff | 23 | 2 |
| 20 | Isaac Gallegos | 16 | 4 |
| 15 | Wil Bannister | 12 | 3 |
| 15 | Adolfo Iturralde | 11 | 4 |
| 10 | Junior Flores | 0 | 1 |
| 10 | Brian McBroom | 0 | 1 |
| 10 | Jacob Strmiska | 0 | 1 |

| Wins | Player | Total | Needs |
|------|------------------|-------|-------|
| 20 | Isaac Gallegos | 17 | 3 |
| 20 | Riley Egloff | 16 | 4 |
| 20 | Jaren Jackson | 16 | 4 |
| 15 | Trent Dewyer | 10 | 5 |
| 10 | Brett Russell | 9 | 1 |
| 10 | Wil Bannister | 7 | 3 |
| 10 | Adolfo Iturralde | 5 | 5 |
| 10 | Brian McBroom | 2 | 8 |
| 10 | Jacob Strmiska | 2 | 8 |
| 10 | Junior Flores | 0 | 1 |

| Saves | Player | Total | Needs |
|-------|------------------|-------|-------|
| 10 | Wil Bannister | 6 | 4 |
| 10 | Brian McBroom | 5 | 5 |
| 5 | Riley Egloff | 4 | 1 |
| 5 | Junior Flores | 0 | 1 |
| 5 | Isaac Gallegos | 0 | 1 |
| 5 | Adolfo Iturralde | 0 | 1 |
| 5 | Jaren Jackson | 0 | 1 |
| 5 | Brett Russell | 0 | 1 |
| 5 | Jacob Strmiska | 0 | 1 |

| Innings | Player | Total | Needs |
|---------|------------------|-------|-------|
| 200 | Riley Egloff | 194.0 | 6.0 |
| 175 | Isaac Gallegos | 167.0 | 8.0 |
| 175 | Jaren Jackson | 165.1 | 9.2 |
| 175 | Trent Dewyer | 161.0 | 14.0 |
| 150 | Brett Russell | 146.0 | 4.0 |
| 130 | Adolfo Iturralde | 96.0 | 4.0 |
| 100 | Wil Bannister | 86.0 | 14.0 |
| 75 | Brian McBroom | 57.1 | 17.2 |
| 25 | Jacob Strmiska | 22.0 | 3.0 |
| 25 | Junior Flores | 7.2 | 2.1 |

| Strikeouts | Player | Total | Needs |
|------------|------------------|-------|-------|
| 250 | Isaac Gallegos | 231 | 19 |
| 200 | Riley Egloff | 176 | 24 |
| 175 | Trent Dewyer | 171 | 4 |
| 175 | Brett Russell | 171 | 4 |
| 175 | Jaren Jackson | 155 | 20 |
| 125 | Adolfo Iturralde | 109 | 16 |
| 100 | Wil Bannister | 80 | 20 |
| 50 | Brian McBroom | 45 | 5 |
| 25 | Jacob Strmiska | 21 | 4 |
| 10 | Junior Flores | 4 | 6 |



UNIVERSITY OF NEW MEXICO

2023 BASEBALL



New Mexico Career Individual Pitching

| Appearances | Player | Total | Needs |
|-------------|----------------------|-------|-------|
| 40 | Terrell Hudson | 36 | 4 |
| 40 | Riley Egloff | 33 | 7 |
| 40 | Tristin Lively | 33 | 7 |
| 25 | Brian McBroom | 22 | 3 |
| 25 | Arthur Steinkamp | 19 | 6 |
| 25 | Brett Russell | 17 | 8 |
| 20 | Ben-Baker Livingston | 15 | 5 |
| 20 | Justin Still | 15 | 5 |
| 20 | Jacob Strmiska | 11 | 9 |
| 10 | Adolfo Iturralde | 5 | 5 |
| 10 | Wil Bannister | 4 | 6 |
| 5 | Isaac Gallegos | 3 | 2 |
| 5 | Jaren Jackson | 2 | 3 |
| 5 | Junior Flores | 1 | 4 |
| 1 | Jack DeDonato | 0 | 1 |
| 1 | Matthew Dinae | 0 | 1 |

| Starts | Player | Total | Needs |
|--------|----------------------|-------|-------|
| 30 | Tristin Lively | 26 | 4 |
| 15 | Riley Egloff | 14 | 1 |
| 15 | Brett Russell | 14 | 1 |
| 10 | Justin Still | 5 | 5 |
| 5 | Ben-Baker Livingston | 2 | 3 |
| 5 | Isaac Gallegos | 3 | 2 |
| 5 | Terrell Hudson | 2 | 3 |
| 5 | Jaren Jackson | 2 | 3 |
| 5 | Wil Bannister | 1 | 4 |
| 1 | Jack DeDonato | 0 | 1 |
| 1 | Matthew Dinae | 0 | 1 |
| 1 | Junior Flores | 0 | 1 |
| 1 | Adolfo Iturralde | 0 | 1 |
| 1 | Brian McBroom | 0 | 1 |
| 1 | Arthur Steinkamp | 0 | 1 |
| 1 | Jacob Strmiska | 0 | 1 |

| Wins | Player | Total | Needs |
|------|----------------------|-------|-------|
| 15 | Riley Egloff | 10 | 5 |
| 10 | Tristin Lively | 8 | 2 |
| 5 | Terrell Hudson | 4 | 1 |
| 5 | Ben-Baker Livingston | 2 | 3 |
| 5 | Isaac Gallegos | 2 | 3 |
| 5 | Brian McBroom | 2 | 3 |
| 5 | Jaren Jackson | 1 | 4 |
| 5 | Brett Russell | 1 | 4 |
| 5 | Arthur Steinkamp | 1 | 4 |
| 5 | Justin Still | 1 | 4 |
| 5 | Jacob Strmiska | 1 | 4 |
| 1 | Wil Bannister | 0 | 1 |
| 1 | Jack DeDonato | 0 | 1 |
| 1 | Matthew Dinae | 0 | 1 |
| 1 | Junior Flores | 0 | 1 |
| 1 | Adolfo Iturralde | 0 | 1 |

| Saves | Player | Total | Needs |
|-------|------------------|-------|-------|
| 10 | Brian McBroom | 5 | 5 |
| 5 | Terrell Hudson | 3 | 2 |
| 5 | Wil Bannister | 1 | 4 |
| 1 | Riley Egloff | 0 | 1 |
| 1 | Jack DeDonato | 0 | 1 |
| 1 | Matthew Dinae | 0 | 1 |
| 1 | Junior Flores | 0 | 1 |
| 1 | Isaac Gallegos | 0 | 1 |
| 1 | Terrell Hudson | 0 | 1 |
| 1 | Adolfo Iturralde | 0 | 1 |
| 1 | Jaren Jackson | 0 | 1 |
| 1 | Tristin Lively | 0 | 1 |
| 1 | Brett Russell | 0 | 1 |
| 1 | Arthur Steinkamp | 0 | 1 |
| 1 | Justin Still | 0 | 1 |
| 1 | Jacob Strmiska | 0 | 1 |

| Innings | Player | Total | Needs |
|---------|----------------------|-------|-------|
| 120 | Tristin Lively | 115.0 | 5.0 |
| 120 | Riley Egloff | 112.1 | 7.2 |
| 75 | Terrell Hudson | 65.1 | 9.2 |
| 75 | Brett Russell | 62.0 | 13.0 |
| 50 | Brian McBroom | 49.2 | 0.1 |
| 40 | Justin Still | 33.2 | 6.1 |
| 30 | Ben-Baker Livingston | 26.1 | 3.2 |
| 20 | Arthur Steinkamp | 19.2 | 0.1 |
| 20 | Isaac Gallegos | 15.0 | 5.0 |
| 20 | Jacob Strmiska | 13.1 | 6.2 |
| 20 | Jaren Jackson | 11.0 | 9.0 |
| 10 | Wil Bannister | 5.1 | 4.2 |
| 10 | Adolfo Iturralde | 3.1 | 6.2 |
| 10 | Junior Flores | 0.1 | 9.2 |
| 1 | Jack DeDonato | 0.0 | 1.0 |
| 1 | Matthew Dinae | 0.0 | 1.0 |

| Strikeouts | Player | Total | Needs |
|------------|----------------------|-------|-------|
| 125 | Tristin Lively | 110 | 15 |
| 125 | Riley Egloff | 103 | 22 |
| 50 | Terrell Hudson | 48 | 2 |
| 50 | Brett Russell | 48 | 2 |
| 50 | Brian McBroom | 38 | 12 |
| 50 | Justin Still | 36 | 14 |
| 25 | Ben-Baker Livingston | 20 | 5 |
| 25 | Arthur Steinkamp | 15 | 5 |
| 25 | Isaac Gallegos | 13 | 12 |
| 10 | Jacob Strmiska | 8 | 2 |
| 10 | Jaren Jackson | 7 | 3 |
| 10 | Adolfo Iturralde | 4 | 6 |
| 10 | Wil Bannister | 1 | 9 |
| 1 | Trent Dewyer | 0 | 1 |
| 1 | Jack DeDonato | 0 | 1 |
| 1 | Matthew Dinae | 0 | 1 |
| 1 | Junior Flores | 0 | 1 |

Collegiate Career Individual Fielding

| Putouts | Player | Total | Needs |
|---------|--------------------|-------|-------|
| 550 | Dylan Ditzenberger | 547 | 3 |
| 500 | Reed Spenrath | 479 | 21 |
| 450 | Jake Holland | 420 | 30 |
| 375 | Kyle Smith | 362 | 13 |
| 375 | Justin Olson | 360 | 15 |
| 325 | Devon Dixon | 321 | 4 |
| 250 | Deylan Pigford | 235 | 15 |
| 250 | Jeffrey David | 211 | 39 |
| 200 | Lenny Junior Ashby | 188 | 12 |
| 200 | Sean Stephens | 178 | 22 |
| 175 | Braydon Runion | 152 | 23 |
| 125 | Konner Kinkade | 116 | 9 |
| 25 | Adolfo Iturralde | 13 | 12 |
| 25 | Riley Egloff | 11 | 14 |
| 25 | Jaren Jackson | 11 | 14 |
| 25 | Trent Dewyer | 10 | 15 |
| 25 | Brett Russell | 8 | 17 |
| 25 | Wil Bannister | 7 | 23 |
| 10 | Isaac Gallegos | 6 | 4 |
| 10 | Brian McBroom | 6 | 4 |
| 1 | Junior Flores | 0 | 1 |

| Assists | Player | Total | Needs |
|---------|--------------------|-------|-------|
| 200 | Devon Dixon | 187 | 13 |
| 175 | Dylan Ditzenberger | 155 | 20 |
| 50 | Jeffrey David | 47 | 3 |
| 50 | Sean Stephens | 45 | 5 |
| 50 | Konner Kinkade | 43 | 7 |
| 25 | Reed Spenrath | 24 | 1 |
| 25 | Braydon Runion | 23 | 2 |
| 25 | Riley Egloff | 21 | 4 |
| 25 | Trent Dewyer | 20 | 5 |
| 25 | Justin Olson | 20 | 5 |
| 25 | Kyle Smith | 20 | 5 |
| 25 | Jake Holland | 14 | 11 |
| 25 | Isaac Gallegos | 13 | 12 |
| 25 | Deylan Pigford | 13 | 12 |
| 25 | Wil Bannister | 12 | 13 |
| 25 | Jaren Jackson | 11 | 14 |
| 25 | Brett Russell | 11 | 14 |
| 25 | Adolfo Iturralde | 8 | 17 |
| 25 | Brian McBroom | 5 | 20 |
| 1 | Junior Flores | 0 | 1 |

New Mexico Career Individual Fielding

| Putouts | Player | Total | Needs |
|---------|--------------------|-------|-------|
| 200 | Justin Olson | 189 | 11 |
| 150 | Jeffrey David | 146 | 4 |
| 125 | Chase Weissenborn | 114 | 11 |
| 100 | Reed Spenrath | 95 | 5 |
| 100 | Lenny Junior Ashby | 94 | 6 |
| 75 | Kyle Smith | 73 | 2 |
| 75 | Sean Stephens | 69 | 6 |
| 75 | Braydon Runion | 62 | 13 |
| 50 | Jake Holland | 47 | 3 |
| 50 | Deylan Pigford | 25 | 25 |
| 25 | Devon Dixon | 17 | 8 |
| 25 | Riley Egloff | 8 | 17 |
| 25 | Caleb Herd | 8 | 17 |
| 25 | Konner Kinkade | 6 | 19 |
| 25 | Tristin Lively | 6 | 19 |
| 25 | Brian McBroom | 5 | 20 |
| 25 | Terrell Hudson | 4 | 21 |
| 25 | Brett Russell | 4 | 21 |
| 25 | Dylan Ditzenberger | 3 | 22 |
| 25 | Akili Carris | 2 | 23 |
| 25 | Arthur Steinkamp | 2 | 23 |
| 25 | Justin Still | 1 | 24 |
| 1 | Wil Bannister | 0 | 1 |
| 1 | Jack DeDonato | 0 | 1 |
| 1 | Trent Dewyer | 0 | 1 |
| 1 | Matthew Dinae | 0 | 1 |
| 1 | Dominic Felix | 0 | 1 |

| | | | |
|---|------------------|---|---|
| 1 | Junior Flores | 0 | 1 |
| 1 | Isaac Gallegos | 0 | 1 |
| 1 | Adolfo Iturralde | 0 | 1 |
| 1 | Jaren Jackson | 0 | 1 |

| Assists | Player | Total | Needs |
|---------|--------------------|-------|-------|
| 225 | Chase Weissenborn | 222 | 3 |
| 25 | Devon Dixon | 24 | 1 |
| 25 | Dylan Ditzenberger | 23 | 2 |
| 25 | Jeffrey David | 20 | 5 |
| 25 | Braydon Runion | 14 | 11 |
| 25 | Justin Olson | 13 | 12 |
| 25 | Terrell Hudson | 12 | 13 |
| 25 | Riley Egloff | 9 | 16 |
| 25 | Brett Russell | 9 | 16 |
| 25 | Kyle Smith | 9 | 16 |
| 25 | Justin Still | 7 | 18 |
| 25 | Konner Kinkade | 6 | 19 |
| 25 | Arthur Steinkamp | 5 | 20 |
| 25 | Tristin Lively | 4 | 21 |
| 25 | Brian McBroom | 4 | 21 |
| 25 | Akili Carris | 3 | 22 |
| 25 | Reed Spenrath | 3 | 22 |
| 25 | Dominic Felix | 2 | 23 |
| 25 | Jake Holland | 2 | 23 |
| 25 | Sean Stephens | 2 | 23 |
| 25 | Wil Bannister | 1 | 24 |
| 25 | Isaac Gallegos | 1 | 24 |
| 25 | Adolfo Iturralde | 1 | 24 |
| 25 | Jaren Jackson | 1 | 24 |
| 25 | Deylan Pigford | 1 | 24 |
| 1 | Jack DeDonato | 0 | 1 |
| 1 | Trent Dewyer | 0 | 1 |
| 1 | Matthew Dinae | 0 | 1 |
| 1 | Junior Flores | 0 | 1 |
| 1 | Caleb Herd | 0 | 1 |

MILESTONE TRACKER



UNIVERSITY OF NEW MEXICO

2023 BASEBALL



THE WEEK AHEAD

| MONDAY | TUESDAY | WEDNESDAY | THURSDAY | FRIDAY | SATURDAY | SUNDAY |
|--------|-------------|-----------|----------|--|--|--|
| 6 | 7 L, 6-3 | 8 | 9 | 10 Air Force 6 p.m. MT Santa Ana Star Field Albuquerque, N.M. | 11 Air Force 2 p.m. MT Santa Ana Star Field Albuquerque, N.M. | 12 Air Force Noon MT Santa Ana Star Field Albuquerque, N.M. |

MW STANDINGS

2023 Standings (Mountain West Conference) as of March 10

| Team | MWC | Pct. | Overall | Pct. | Streak |
|-------------------|------------|-------------|------------|-------------|-----------|
| San Jose State | 3-0 | 1.000 | 6-5 | .545 | W1 |
| San Diego State | 2-1 | .667 | 4-7 | .364 | L2 |
| UNLV | 1-2 | .333 | 5-8 | .385 | L2 |
| NEW MEXICO | 0-0 | .000 | 9-3 | .750 | L1 |
| Nevada | 0-0 | .000 | 7-5 | .583 | W4 |
| Air Force | 0-0 | .000 | 4-9 | .308 | W1 |
| Fresno State | 0-3 | .000 | 6-6 | .500 | W1 |

The Conference Slate

Friday, March 10

San Diego State at San Jose State* | 2:05 p.m. MT

AIR FORCE AT NEW MEXICO* | 6 P.M. MT

UNLV at Cal Poly | 7 p.m. MT

Nevada at Fresno State* | 7:05 p.m. MT

Saturday, March 11

AIR FORCE AT NEW MEXICO* | 2 P.M. MT

San Diego State at San Jose State* | 2:05 p.m. MT

Nevada at Fresno State* | 4:05 p.m. MT

UNLV at Cal Poly | 5 p.m. MT

Sunday, March 12

UNLV at Cal Poly | 11 a.m. MT

AIR FORCE AT NEW MEXICO* | NOON MT

San Diego State at San Jose State* | 2:05 p.m. MT

Nevada at Fresno State* | 2:05 p.m. MT

*-Mountain West Conference Game



HOW NM STACKS UP IN THE MW

Team Rankings (2023) as of March 10

| Category | Stat | Rank |
|--------------------------|-------|------|
| Batting Average | .366 | 1st |
| Slugging Percentage | .592 | 1st |
| On-Base Percentage | .456 | 1st |
| Runs Scored | 140 | 1st |
| Hits | 165 | 1st |
| Runs Batted In | 129 | 1st |
| Doubles | 29 | 1st |
| Triples | 8 | 1st |
| Home Runs | 19 | 1st |
| Total Bases | 267 | 1st |
| Earned Run Average | 5.21 | 4th |
| Opponent Batting Average | .288 | 3rd |
| Innings Pitched | 102.0 | 3rd |
| Batters Struck Out | 83 | 4th |
| Saves | 3 | T2nd |
| Hits Allowed | 115 | 5th |
| Runs Allowed | 62 | T3rd |
| Earned Runs Allowed | 59 | 5th |
| Fielding Percentage | .986 | 1st |
| Errors | 6 | 1st |
| Fielding Double Plays | 10 | T3rd |

Individual Rankings (2023) as of March 10

| Category | Player | Stat | Rank |
|--------------------|-------------------------|------|------|
| Batting Avg. | Dylan Ditzenberger | .489 | 1st |
| Slugging % | Jake Holland | .794 | 2nd |
| On-Base % | Konner Kinkade | .600 | 1st |
| Runs Scored | Dylan Ditzenberger | 24 | 1st |
| Hits | Dylan Ditzenberger | 22 | 2nd |
| Runs Batted In | Lenny Junior Ashby | 20 | 1st |
| Doubles | Runion/Spennath/Pigford | 4 | T5th |
| Triples | Jeffrey David | 3 | 1st |
| Home Runs | J. Holland/R. Spennath | 4 | T2nd |
| Total Bases | Braydon Runion | 34 | 2nd |
| Earned Run Avg. | Isaac Gallegos | 1.80 | 2nd |
| Opp. Batting Avg. | Isaac Gallegos | .137 | 1st |
| Innings Pitched | Riley Egloff | 17.0 | T3rd |
| Batters Struck Out | Riley Egloff | 20 | T1st |
| Wins | Riley Egloff | 3 | 1st |
| Saves | Brian McBroom | 2 | 1st |

2023 MW PLAYERS OF THE WEEK

Week 1 (Feb. 13-19)

Player - Hunter Dorraugh, SJSU
Pitcher - Riley Egloff, UNM
Freshman - Reese Lueck, UNLV

Week 2 (Feb. 20-26)

Player - Dylan Ditzenberger, UNM
Pitcher - Riley Egloff, UNM
Freshman - Mason Hirata, Nevada

Week 3 (Feb. 27-March 5)

Player - Poncho Ruiz, SDSU
Pitcher - Casey Burfield, Nevada
Freshman - Drew Giannini, SDSU

Week 4 (March 6-12)

Player -
Pitcher -
Freshman -

Week 5 (March 13-19)

Player -
Pitcher -
Freshman -

Week 6 (March 20-26)

Player -
Pitcher -
Freshman -

Week 7 (March 27-April 2)

Player -
Pitcher -
Freshman -

Week 8 (April 3-9)

Player -
Pitcher -
Freshman -

Week 9 (April 10-16)

Player -
Pitcher -
Freshman -

Week 10 (April 17-23)

Player -
Pitcher -
Freshman -

Week 11 (April 24-30)

Player -
Pitcher -
Freshman -

Week 12 (May 1-7)

Player -
Pitcher -
Freshman -

Week 13 (May 8-14)

Player -
Pitcher -
Freshman -

Week 14 (May 15-21)

Player -
Pitcher -
Freshman -



UNIVERSITY OF NEW MEXICO

2023 BASEBALL



INSIDE THE TEAM MATCHUPS

General

New Mexico Air Force
 9-3 2023 Record 4-9

Hitting

.366 Batting Avg 263
 140 Runs 70
 29 2Bs 23
 8 3Bs 5
 19 HRs 16
 129 RBIs 66
 .592 SLG% 438
 .456 On-Base% 348
 7 Sacrifice Flies 2
 1 Sacrifice Hits 4
 12-13 SB-SBA 19-24

Defense

306 Putouts 334
 129 Assists 132
 6 Errors 16
 .986 FLD% 967

Pitching

5.21 ERA 6.22
 3 Saves 2
 102.0 Innings Pitched 111.1
 115 Hits Allowed 134
 62 Runs Allowed 89
 59 Earned Runs Allowed 77
 29 Walks 55
 83 Strikeouts 97
 25 2Bs Allowed 36
 2 3Bs Allowed 5
 12 HRs Allowed 13
 .288 Batting Avg. Against300

LAST TIME IT HAPPENED

HITTING (Individual)

Grand slam: Lenny Junior Ashby vs. Air Force, 5/20/22
Hit for the cycle: Danny Collier vs. Air Force, 3/24/18
Five hits: Jeffrey David vs. Northern Colorado, 2/24/23
Six hits: Carl Stajduhar vs. Fresno St., 4/9/16
Eight at bats: Josh Mader vs. Air Force, 5/2/03
Four runs: Reed Spenrath vs. St. Bonaventure, 3/4/23
Five runs: Sean Stephens at Nevada, 5/7/22
Six runs: Justin Howard vs. Coppin St., 4/18/10*
Five RBI: Braydon Runion vs. St. Bonaventure, 3/4/23
Six RBI: Spenrath & David vs. Northern Colorado, 2/24/23
Seven RBI: Carl Stajduhar vs. Texas Tech, 4/26/17
Eight RBI: DJ Peterson at No. 21 UNLV, 3/17/13
10 RBI: Brian Cavazos-Galvez vs. Air Force, 4/12/08*#
Three doubles: Kyle Landers at New Mexico St., 3/29/22
Four doubles: Reece Weber vs. San José St., 5/10/15
Four extra-base hits: Reece Weber vs. San José St., 5/10/15
Two triples: Willie Cano vs. Holy Cross, 2/25/22
Back-to-back-to-back triples: ... Mike Brownstein, Dane Hamilton, Brian Cavazos-Galvez vs. TAMU-CC (Game 2), 2/21/09
Inside-the-Park home run: DJ Peterson vs. TCU, 5/20/11
Walk-off home run: Jeffrey David vs. Texas Tech, 4/19/22
Two home runs: ... Reed Spenrath vs. Northern Colorado, 2/24/23
Three home runs: Reed Spenrath vs. Northern Colorado, 2/24/23
Four home runs: Brian Cavazos-Galvez vs. Air Force, 4/12/08*#
Two home runs in one inning: Josh Mader at Utah, 4/8/04
Two+ players with multi-homers: Brian Cavazos-Galvez (4), Kevin Atkinson (2) vs. Air Force, 4/12/08
Back-to-back homers: ... Kamron Willman, Lenny Junior Ashby vs. New Mexico St., 5/10/22
Back-to-back-to-back homers: Daniel Stovall, Matt Hibbits, Ian Hollick vs. Hawaii-Hilo, 4/28/07
Multiple back-to-back homers in same game: (2), Joe Salas, Daniel Stovall, vs. Air Force, 5/16/04
HR in three straight games: Jeff Deimling vs. SJSU/CSF, 3/3-9/19
Three + sacrifice bunts in a game: 3, Jared Holley at Nevada 4/20/13
Four strikeouts: Devon Dixon vs. Oregon State, 2/17/23
Three HBP: Jared Holley vs. LaSalle, 3/5/13
Three stolen bases: Luke Campbell at UNLV, 3/16/13
Four Walks: Justin Watari vs. UNLV, 5/11/19
Five Walks: DJ Peterson vs. UC Riverside, 3/9/13*

HITTING (Team)

Five + home runs (team): 5, vs. Northern Colo. (W, 30-1), 2/24/23
20+ hits: 20, vs. Northern Colorado (W, 18-2), 2/25/23 (G2)
25+ hits: 28, vs. Northern Colorado (W, 30-1), 2/24/23
30+ hits: 31, vs. Binghamton (Game 1), 3/7/09
Allowed 20 + hits: 20, vs. St. Bonaventure (L, 17-8), 3/4/23
20+ runs: 20, vs. St. Bonaventure (W, 20-3), 3/4/23
Allowed 20 + runs: 25, vs. Air Force (L, 25-6), 5/19/22
30+ runs: 30, vs. Northern Colorado (W, 30-1), 2/24/23
20+ RBI: 27, vs. Northern Colorado, 2/24/23
40+ total bases: 52, vs. Northern Colorado, 2/24/23



UNIVERSITY OF NEW MEXICO

2023 BASEBALL



LAST TIME IT HAPPENED

50+ total bases: 52, vs. Northern Colorado, 2/24/23
60+ total bases: 61, vs. Air Force, 4/12/08
No strikeouts: 5/4/14 vs. San Diego St. (35 at-bats)
No walks: 5/9/22 at Fresno State (36 at-bats)
10+ strikeouts: 11, vs. Minnesota, 2/20/23
10+ walks: 10, vs. St. Bonaventure (Game 1), 3/4/23
15+ walks: 15, Fresno St., 3/31/17
5+ HBP: 5, vs. San Jose State, 4/29/22
Was no-hit (7-inning game): at Utah, 4/21/90
Was no-hit (9-inning game): at Wichita St., 3/20/90

PITCHING (Individual)

No-hitter (7-inning game): Mike Connell vs. N.M. Highlands, 3/24/77
No-hitter (9-inning game): Jim Kremmel vs. Arizona, 4/17/70
One-hitter: Tyler Stevens vs. Air Force, 4/12/15
Complete game:
 Cody Dye vs. UNLV, 4/21/18.....
 Justin Armbruester at San Jose State, 5/22/21 (7 innings)
Complete-game shutout: Colton Thomson vs. Nevada, 5/26/16
10+ strikeouts: 12, Justin Armbruester at San Jose State, 5/22/21
15+ strikeouts: 17, Justin Armbruester at Fresno State, 3/13/21
No walks (complete game): Justin Armbruester at San Jose State, 5/22/21

PITCHING (Team)

10+ strikeouts: 12, vs. Northern Colorado, 2/24/23
15+ strikeouts: 16, vs. Nevada, 3/27/21
No strikeouts: 3/5/17 at Air Force
 ... (J. Tripp 30 BF; D. Gillespie 5 BF, A. Isenhardt 1 BF, C. Tripp 8 BF)
No walks: vs. St. Bonaventure, 3/5/23
10 + walks: at California, 5/14/22

FIELDING

Five+ errors (Team): 5, at UNLV, 4/22/22
Three+ errors (Ind.): 3, Hayden Schilling
 vs. Central Michigan, 2/22/18
Eight+ assists: 8, Lance Russell
 vs. Fresno State, 3/13/22
Caught three runners stealing: Mitch Garver
 vs. Texas Tech, 4/25/12
15 + putouts: 16, Kyle Landers
 vs. Holy Cross, 2/25/22
UNM turned a triple play: 5/13/16 vs. Nevada (4-6-3-2)
UNM hit into a triple play: 4/23/09 at BYU

SCORING AND MISCELLANEOUS

Stole home: Harry Fullerton vs. Nevada, 3/27/21
Stole seven+ bases: 7, 4/17/13 vs. New Mexico St. (W, 13-6)
Tied: 4/28/19 at Fresno St. (T, 6-6)
Shut out: 5/21/22 vs. Air Force (L, 0-10)
Shut out opponent: 3/18/22 at Wichita State (W, 4-0)
Shut out at home: 5/21/22 vs. Air Force (L, 0-10)
Shut out on the road: 5/15/22 at California (L, 0-8)
Shut out opponent at home: ..2/23/20 vs. Northern Colorado (W, 9-0)
Shut out opponent on road: 3/18/22 at Wichita State (W, 4-0)
Recorded back-to-back shutouts: 5/6-5/7, 2011
 vs. Air Force (5-0, 10-0)
Recorded three straight shutouts: 2/24-3/3, 1973
 vs. New Mexico St. (1-0) and New Mexico Highlands (7-0, 4-0)

LAST TIME IT HAPPENED

Shut out in back-to-back games: 3/14-15/2017 at Oklahoma St.
Most runs in three-game series: .73, vs. Air Force (4/13-14, 2006)
Consecutive one-run games: 2, vs. San Jose State (4/29-30, 2022)
Four straight one-run games: vs. BYU, Gonzaga, Northern Colorado, 2/15-23, 2020
Five straight one-run games: March 18-24, 2015*

EXTRA INNINGS

Won an extra-inning game: 2/20/23 vs. Minnesota (4-3, 12 inn.)
Lost an extra-inning game: .4/15/22 vs. San Diego State (13-14, 10 inn.)
Extra inning games in a row: 2, 4/23-4/24, 2021 at Washington
3 straight extra-inning games: at Utah, 4/9-11, 2009
Played a 10-inning game: ... vs. San Diego State, 4/15/22 (L, 13-14)
Played an 11-inning game: vs. Fresno State, 3/13/22 (W, 9-8)
Played a 12-inning game: vs. Minnesota, 2/20/22 (W, 4-3)
Played a 13-inning game: vs. Columbia, 6/1/13 (L, 6-5, NCAA Tourn.)
Played a 14-inning game: vs. Eastern N.M., 2/5-6, 1996 (W, 8-7)
Played a 15-inning game: at New Mexico St., 2/9/02 (L, 4-3)

IN AN INNING

10+ runs in an inning: 11, vs. St. Bonaventure (3rd), 3/5/23
15+ runs in an inning: 15, vs. Savannah St., 3/11/05
4+ homers in an inning: 4, at Air Force, 5/19/05
5+ doubles in an inning: 5, at Nevada, 4/21/13
4+ triples in an inning: 4, vs. TAMU-CC (Game 2), 2/21/09
10+ hits in an inning: 11, vs. Grand Canyon, 3/22/17
10+ consecutive hits: 11, vs. Savannah St., 3/11/05*
10+ consecutive batters reach base: 12, vs. Fresno St., 4/13/13
15+ consecutive batters reach base: .16, vs. Savannah St., 3/11/05
Player w/hits from both sides of plate: Sam Haggerty
 vs. Fresno St. 4/12/13

UNM SCORING IN AN INNING

Most runs in top of 1st: 11, at Air Force (5/14/09)
Most runs in top of 2nd: 10, 2x, last at Air Force (4/15/97)
Most runs in top of 3rd: 8, 3x, last at Air Force (4/25/10, Game One)
Most runs in top of 4th: 12, at Air Force (4/15/07)
Most runs in top of 5th: 12, at Air Force (4/17/04)
Most runs in top of 6th: 10, at Air Force (5/19/16)
Most runs in top of 7th: 9, at Air Force (4/16/07)
Most runs in top of 8th: 12, at Utah (4/1/00)
Most runs in top of 9th: 9, at New Mexico St. (2/16/86)
Most runs in top of 10th: 4, at Texas St. (2/11/06)
Most runs in top of 11th: 6, at Arizona (1/30/93)
Most runs in top of 12th: 3, at Washington (4/24/21)
Most runs in top of 13th: N/A
Most runs in top of 14th: N/A
Most runs in top of 15th: 1, vs. Gonzaga at Fresno St. (3/31/72)

Most runs in bottom of 1st: 11, 2x, last vs. St. Bonaventure. (3/4/23)
Most runs in bottom of 2nd: 15, vs. Savannah St. (3/11/05)
Most runs in bottom of 3rd: 13, vs. NM Highlands (2/28/90)
Most runs in bottom of 4th: ... 12, vs. Air Force at UNLV (5/27/04)
Most runs in bottom of 5th: 10, 2x, last vs. Utah (4/22/06)
Most runs in bottom of 6th: 20, vs. Utah (3/13/93)*
Most runs in bottom of 7th: 11, vs. Texas St. (2/18/05)
Most runs in bottom of 8th: 12, 3x, last vs. Fresno St. (4/13/13)
Most runs in bottom of 9th: 9, 2x, last vs. New Mexico St. (3/26/02)



UNIVERSITY OF NEW MEXICO

2023 BASEBALL



LAST TIME IT HAPPENED

Most runs in bottom of 10th:7, vs. Louisiana Tech (3/13/10)
Most runs in bottom of 11th:2, 2x, last vs. Fresno St. (3/13/22)
Most runs in bottom of 12th:2, vs. UNLV (3/9/14)
Most runs in bottom of 13th: 1, 2x, last vs. Northwestern (3/7/03)
Most runs in bottom of 14th:1, 2x, last vs. ENMU (2/5-6, 1996)
Most runs in bottom of 15th:N/A

OPPONENT SCORING IN AN INNING

Most runs in top of 1st:12, vs. BYU (3/26/94)
Most runs in top of 2nd:9, vs. UC Riverside (4/18/19)
Most runs in top of 3rd:12, vs. Wichita St. (3/16/89)
Most runs in top of 4th:11, vs. Rice (4/11/98)
Most runs in top of 5th:10, 2x, last vs. UNLV (4/3/22)
Most runs in top of 6th:10, vs. BYU (4/11/02)
Most runs in top of 7th:11, vs. BYU (4/6/00)
Most runs in top of 8th:8, 2x, last vs. Rice (4/12/98)
Most runs in top of 9th:12, vs. BYU (3/18/05, Game Two)
Most runs in top of 10th:9, vs. San Francisco (3/18/06)
Most runs in top of 11th: 6, vs. Nevada at Las Vegas, Nev. (5/23/14)
Most runs in top of 12th:1, 4x, last vs. UNLV (3/9/14)
Most runs in top of 13th:1, 2x, last vs. Columbia (6/1/13)
Most runs in top of 14th:N/A
Most runs in top of 15th:N/A

Most runs in bottom of 1st: 11, at Arizona St. (2/9/80, Game One)
Most runs in bottom of 2nd:16, at Texas Tech (3/15/22)*
Most runs in bottom of 3rd:15, at Hawaii (4/22/89)
Most runs in bottom of 4th:12, 2x, last at Air Force (4/15/90)
Most runs in bottom of 5th:12, at Cal St. Fullerton (3/7/86)
Most runs in bottom of 6th:12, at LMU (3/11/86)
Most runs in bottom of 7th:9, at California (5/14/22)
Most runs in bottom of 8th:11, vs. Oregon State (2/18/22)
Most runs in bottom of 9th:4, 7x, last at Air Force (4/15/07)
Most runs in bottom of 10th:4, at Air Force (4/24/65)
Most runs in bottom of 11th: 2, vs. BYU at San Diego St. (3/31/06)
Most runs in bottom of 12th: 2, vs. BYU at San Diego St. (3/31/06)
Most runs in bottom of 13th:N/A
Most runs in bottom of 14th:N/A
Most runs in bottom of 15th:1, at New Mexico St. (2/9/02)

SERIES

Swept non-conf. series, home: ..vs. Northern Colo., 2/24-26, 2023
Swept non-conf. series, road: at No. 23 Oklahoma St., 3/14-15, 2017
Swept in non-conf. series, home: vs. Dallas Baptist, 3/4-6, 2016
Swept in non-conf. series, road: at California, 5/13-15/2022
Swept MW series, home: vs. Air Force, 2/27-28, 2021
Swept MW series, road: at San Jose State, 5/22-23, 2021
Swept multiple MW series in a row: 3, 3/3/17-3/26/17
..... at Air Force, vs. San José St., at UNLV
Swept in MW series, home: vs. San Diego State, 4/14-16, 2022
Swept in MW series, road: at Air Force, 5/8-9, 2021
Swept in multiple MW series in a row: 3, 4/2-5/9/2021
..... at San Diego State, vs. Fresno State, at Air Force

WALK-OFFS

Won on last at-bat: 3/5/23
.....vs. St. Bonaventure (16-6, 7 innings)
Lost on last at-bat: 4/25/21
.....at Washington (2-3, 9 innings)
Scored two runs in last at-bat: 5/20/22
.....vs. Air Force (13-12, 9 innings)

Scored three runs in last at-bat: 4/19/22
..... vs. Texas Tech (11-10, 9 innings)
Scored four runs in last at-bat: 5/20/22
.....vs. Air Force (13-12, 9 innings)
Scored five runs in last at-bat: 5/20/22
.....vs. Air Force (13-12, 9 innings)
Scored six runs in last at-bat: 5/20/22
.....vs. Air Force (13-12, 9 innings)
Scored seven runs in last at-bat: 5/20/22
.....vs. Air Force (13-12, 9 innings)
Scored nine runs in last at-bat: 3/21/99
..... vs. TCU (17-16)
Allowed two runs in last at-bat: 4/2/21
.....at San Diego State (9-10)
Allowed three runs in last at-bat: 4/2/21
.....at San Diego State (9-10)
Allowed four runs in last at-bat: 4/2/21
.....at San Diego State (9-10)
Allowed five runs in last at-bat: 4/2/21
.....at San Diego State (9-10)
Allowed six runs in last at-bat: 4/2/21
.....at San Diego State (9-10)

* = School record
= Mountain West record
^ = NCAA record

Coach Brown vs. 2023 Opponents

| Opponent | Overall | UNM | Last |
|-----------------------|---------|-----|---------|
| Air Force | 3-3 | 3-3 | 5/21/22 |
| Arizona | 2-11 | 1-1 | 3/23/22 |
| Colorado State-Pueblo | 0-0 | 0-0 | -- |
| Fresno State | 3-3 | 3-3 | 4/10/22 |
| Grand Canyon | 0-2 | 0-1 | 4/26/22 |
| Minnesota | 11-16 | 1-0 | 2/20/23 |
| Nevada | 2-2 | 1-2 | 5/8/22 |
| New Mexico State | 4-0 | 4-0 | 5/17/22 |
| Northern Colorado | 20-14 | 0-0 | 2/25/23 |
| Oregon State | 1-4 | 1-3 | 2/19/23 |
| San Diego State | 0-3 | 0-3 | 4/16/22 |
| San Jose State | 2-4 | 2-4 | 5/1/22 |
| St. Bonaventure | 6-5 | 3-1 | 3/5/23 |
| Texas Tech | 1-3 | 1-3 | 3/7/23 |
| UC Santa Barbara | 1-0 | 1-0 | 2/18/23 |
| UNLV | 1-5 | 1-5 | 4/24/22 |



UNIVERSITY OF NEW MEXICO

2023 BASEBALL



TOD BROWN was named the head Lobo baseball coach on June 17, 2021 and is in his second season in charge of the program in 2023.

Brown came to New Mexico after a successful 14 years and 341 wins with North Dakota State. At the end of his tenure at NDSU, he was the second-winningest coach in program history and was the all-time leader in wins per season (24.4). In 2021, Brown led the Bison to the 2021 NCAA Tournament, winning their first Division I postseason

game 6-1 over Mountain West opponent Nevada. In the same season, NDSU broke a school record with 20 Summit League victories, besting the previous mark of 19 set by his 2017 team, and posted an overall record of 42-19. The Bison also led the nation with 25 road wins and set school records in strikeouts (474) and putouts (1,567) in a single season.

Brown is no stranger to winning as he owns the two highest single season win totals in NDSU history (42 wins in 2021, 40 wins in 2012), and the only two 40-plus win seasons by the program. Brown also owns three of the top-five single-season win totals in NDSU history. Under Brown's leadership, NDSU played in five Summit League championship games, winning it outright in 2021 and 2014, and qualified for the league's baseball championship eight out of his last 11 years.

Brown took the helm of NDSU in 2008 and turned around a program that had faced three consecutive losing seasons, posting just 38 wins from 2005-07. In 2012, NDSU won a then-school-record 40 games, including an 8-2 win over a No. 5-ranked Arizona team that went on to win the 2012 College World Series. North Dakota State had a school-record .973 fielding percentage and posted a team ERA of 3.38, which was the program's lowest ERA in 37 years.

In 2016, the Bison posted a 29-25 overall record and set a record for home wins at Newman Outdoor Field with 17 victories. In addition, North Dakota State set a single season record in saves (17). NDSU defeated No. 19-ranked Minnesota on April 26 in Fargo, marking the second-ever win over an NCAA Division I top-25 opponent.

In the Summit League, Brown has coached two Summit League Players of the Year, one Summit League Newcomer of the Year, 46 All-Summit League selections, 22 Summit League Players of the Week, and 30 Summit League Pitchers of the Week. Under his leadership, Brown has also led players to two Collegiate Baseball Freshmen All-America selections and two College Baseball National Players of the Week.

Not only does Brown produce talent on the field, but also in the classroom. During his tenure at NDSU, Brown had three NCAA Postgraduate Scholarship Winners, one Senior CLASS Award All-America, one CoSIDA Academic All-America Athlete of the Year, nine CoSIDA Academic All-America selections, 11 CoSIDA Academic All-District selections, one Summit League Scholar-Athlete of the Year, 16 Summit League Academic All-League selections, and was twice honored by NCAA with Public Recognition for perfect APR scores (2012-13 and 2015-16).

The Tucson, Ariz., native was a left-handed pitcher for the Arizona Wildcats from 1989-94, leading the team in 1992 to a Pac-10 Championship. In 1993 he won six games and saved eight, setting a record with 35 appearances as Arizona fell one game short of the College World Series.

Brown then made a career out of coaching college ball in the northern tier of the country. He came to NDSU after eight seasons in Ohio as the pitching coach and recruiting coordinator for Bowling Green State University.

During this time, he recruited or helped develop eight players who have reached the major leagues, including former UNM pitching standout Jamie Vermilyea, who played for the Lobos from 2001-03. This list also includes Jay Flaa, J.J. Hardy, and pitcher Tim Wood from Sabino High School, in Tucson, Ariz., outfielder Shelley Duncan and pitchers Josh Pearce and Ben Diggins at the University of Arizona, and pitcher Burke Badenhop and outfielder Nolan Reimold from Bowling Green.

After two years as the pitching coach at Sabino High School in Tucson, Ariz., Brown began his collegiate coaching career in 1999 as a volunteer assistant for Arizona. He worked with pitchers and catchers and was the first-base coach for the Wildcats, who qualified for an NCAA regional.

Brown was also a head coach for the San Francisco Seals of the California Coastal Collegiate League in the summer of 1999, compiling a 43-29 record and making a fourth-place finish in the National Baseball Congress World Series.

Brown and his wife Janet have a son, Brooks, and a daughter, Blake.

THE BROWN FILE

Education

University of Arizona 1989-94

Coaching Experience

2008-2021 Head Coach North Dakota State
2022-Present Head Coach University of New Mexico

Career Coaching Record (Year-By-Year)

| School | Year | Record | Win Pct. |
|-------------|---------------|----------------|-------------|
| NDSU | 2008 | 15-30 | .333 |
| NDSU | 2009 | 16-28 | .372 |
| NDSU | 2010 | 22-30 | .423 |
| NDSU | 2011 | 22-32 | .407 |
| NDSU | 2012 | 40-20 | .667 |
| NDSU | 2013 | 26-27 | .491 |
| NDSU | 2014 | 25-26 | .490 |
| NDSU | 2015 | 21-30 | .412 |
| NDSU | 2016 | 29-25 | .537 |
| NDSU | 2017 | 31-25 | .554 |
| NDSU | 2018 | 26-24 | .520 |
| NDSU | 2019 | 19-24 | .442 |
| NDSU | 2020* | 8-9 | .471 |
| NDSU | 2021 | 42-19 | .689 |
| NDSU | 14 yrs | 341-350 | .493 |
| UNM | 2022 | 21-33 | .390 |
| UNM | 2023 | 9-3 | .750 |
| UNM | 2 yrs | 30-36 | .455 |
| Career | 16 yrs | 371-386 | .490 |

*Incomplete season due to COVID-19



UNIVERSITY OF NEW MEXICO

2023 BASEBALL



2023 UNM BASEBALL ROSTER

| No. | NAME | Pos. | Ht. | Wt. | B/T | CL. | EXP. | HOMETOWN (PREVIOUS SCHOOLS) |
|-----|---------------------------|--------|------|-----|-----|-----|------|---|
| 1 | JORDAN MARTINEZ | RHP | 5-11 | 185 | R/R | FR | HS | ALBUQUERQUE, N.M. (SANDIA HS) |
| 2 | TRISTIN LIVELY | RHP | 6-0 | 195 | R/R | SR* | 4V | LAS CRUCES, N.M. (LAS CRUCES HS) |
| 3 | DEVON DIXON | INF | 6-1 | 165 | R/R | JR | JC | PHOENIX, ARIZ. (MOUNTAIN POINTE HS/CENTRAL ARIZONA COLL.) |
| 4 | DEYLAN PIGFORD | OF | 5-11 | 170 | L/R | SR* | TR | FARMINGTON, N.M. (PIEDRA VISTA HS/MIDLAND COLL./CSU FULLERTON) |
| 5 | ADRIEN MARTIN | OF/INF | 6-1 | 210 | L/R | FR | HS | ALBUQUERQUE, N.M. (SANDIA HS) |
| 6 | BRIAN MCBROOM | RHP | 6-0 | 180 | R/R | JR | IV | OAKLEY, CALIF. (FREEDOM HS/HOWARD COLL.) |
| 7 | JEFFREY DAVID | OF/INF | 6-2 | 205 | R/R | JR* | IV | GEORGETOWN, TEXAS (GEORGETOWN HS/DALLAS BAPTIST) |
| 8 | KONNER KINKADE | INF | 5-10 | 190 | R/R | JR | JC | PULLMAN, WASH. (PULLMAN HS/CSU BAKERSFIELD/ORANGE COAST COLL.) |
| 9 | TRENT DEWYER | RHP | 5-10 | 180 | R/R | SR* | TR | ALBUQUERQUE, N.M. (ATRISCO HERITAGE ACAD./LUNA CC/KANSAS WESLEYAN) |
| 10 | RILEY EGLOFF | RHP | 6-5 | 215 | R/R | SR* | 2V | LITTLETON, COLO. (HERITAGE HS/YAWAPAI COLL.) |
| 11 | SEAN STEPHENS | OF | 5-11 | 190 | R/R | JR* | IV | FORNEY, TEXAS (FORNEY HS/ODESSA COLL.) |
| 12 | CHASE WEISSENBORN | INF | 5-11 | 185 | R/R | JR | 2V | ALBUQUERQUE, N.M. (ALBUQUERQUE ACADEMY) |
| 13 | BRETT RUSSELL | RHP | 6-1 | 200 | R/R | JR* | IV | WICHITA FALLS, TEXAS (ENID HS/SEMINOLE STATE COLL.) |
| 14 | AKILI CARRIS | INF | 6-2 | 185 | R/R | FR | HS | ALBUQUERQUE, N.M. (LA GUEVA HS) |
| 15 | BRAYDON RUIJON | OF | 6-1 | 220 | R/R | SR* | IV | FLORENCE, KY. (COOPER HS/WALTERS STATE CC/TEXAS TECH) |
| 16 | JUNIOR FLORES | LHP | 5-8 | 190 | L/L | SO | TR | MARICOPA, ARIZ. (MOUNTAIN POINTE HS/HAWAII) |
| 18 | JAKE HOLLAND | C/1B | 6-4 | 235 | R/R | JR* | JC | ORLANDO, FLA. (MONTVERDE ACADEMY/GEORGIA TECH/CHIPOLA COLL.) |
| 19 | JUSTIN STILL | LHP | 6-2 | 200 | L/L | SO | IV | CHANDLER, ARIZ. (PERRY HS) |
| 20 | KAM WALTON | RHP | 6-4 | 205 | R/R | SO | SQ | FORT WORTH, TEXAS (CLEBURNE HS) |
| 22 | BENJAMIN BAKER-LIVINGSTON | RHP | 6-2 | 185 | R/R | SO | IV | RICHARDSON, TEXAS (PLANO EAST SENIOR HS) |
| 23 | JAREN JACKSON | LHP | 6-3 | 225 | L/L | JR* | JC | ALBUQUERQUE, N.M. (CLEVELAND HS/PIMA CC) |
| 24 | KYLE SMITH | C/1B | 6-0 | 205 | R/R | JR | IV | WILMINGTON, N.C. (NEW HANOVER HS/ST. JOHNS RIVER STATE COLL.) |
| 25 | JUSTIN OLSON | 1B | 6-3 | 225 | L/L | JR* | IV | COLORADO SPRINGS, COLO. (PINE CREEK HS/KENTUCKY/SOUTHERN NEVADA) |
| 26 | BAILEY SEEGER | C | 5-11 | 205 | R/R | SR* | TR | HIGHLANDS RANCH, COLO. (THUNDER RIDGE HS/FEATHER RIVER COLL./PIMA CC/CSU BAKERSFIELD) |
| 27 | ISAAC GALLEGOS | RHP | 6-3 | 215 | R/R | JR | JC | GRANTS, N.M. (GRANTS HS/TRINIDAD STATE COLL.) |
| 28 | SEBASTIAN KIRCHNER | RHP | 6-0 | 180 | R/R | JR* | TR | ROCKLIN, CALIF. (ROCKLIN HS/FOLSOM LAKE CC/CAL POLY) |
| 29 | CALEB HERD | C | 5-9 | 178 | R/R | FR | HS | VAIL, ARIZ. (CIENEGA HS) |
| 30 | REED SPENRATH | 1B/OF | 6-5 | 230 | L/R | JR* | TR | EL CAMPO, TEXAS (EL CAMPO HS/TEXAS A&M/CISCO COLL./TCU) |
| 31 | JACK DeDONATO | LHP | 6-4 | 235 | L/L | FR | RS | MERCER ISLAND, WASH. (MERCER ISLAND HS/WASHINGTON STATE) |
| 32 | MATTHEW DINAЕ | LHP | 6-5 | 245 | L/L | FR | HS | ALBUQUERQUE, N.M. (LA GUEVA HS) |
| 33 | DYLAN DITZENBERGER | INF | 6-0 | 195 | L/R | SR* | TR | ALLEN, TEXAS (ALLEN HS/KANSAS) |
| 34 | LENNY JUNIOR ASHBY | OF | 5-7 | 210 | L/L | JR* | IV | ORANJESTAD, ARUBA (MARIA COLLEGE MAVO/ODESSA COLL.) |
| 35 | ARTHUR STEINKAMP | LHP | 6-0 | 175 | L/L | JR* | 3V | LOS ALAMOS, N.M. (LOS ALAMOS HS) |
| 36 | TERRELL HUDSON | RHP | 6-4 | 245 | R/R | JR* | 3V | PHOENIX, ARIZ. (GOLDWATER HS) |
| 40 | WIL BANNISTER | RHP | 6-2 | 205 | R/R | JR | JC | LAS CRUCES, N.M. (CENTENNIAL HS/PIMA CC) |
| 42 | ALEC STANFIELD | RHP | 6-1 | 185 | R/R | JR | JC | ALBUQUERQUE, N.M. (RIO RANCHO HS/SOUTH MOUNTAIN CC) |
| 44 | DOMINIC FELIX | INF | 6-0 | 205 | R/R | FR | HS | TUCSON, ARIZ. (CANYON DEL ORO HS) |
| 48 | JACOB STRMISKA | RHP | 6-3 | 190 | R/R | JR | IV | GEORGETOWN, TEXAS (ROUND ROCK HS/WABASH VALLEY COLL.) |
| 49 | ADOLFO ITURRALDE | RHP | 6-1 | 185 | R/R | SR* | IV | LOS LUNAS, N.M. (VALENCIA HS/LAMAR CC) |

*-INDICATES PLAYER UTILIZED EXTRA YEAR OF ELIGIBILITY DUE TO CORONAVIRUS PANDEMIC.

COACHING STAFF

| | |
|--|----------------------------|
| Head Coach | Tod Brown (2nd season) |
| Pitching Coach | Michael Lopez (2nd season) |
| Assistant Coach/Recruiting Coordinator | Nate Causey (4th season) |
| Volunteer Assistant Coach | Matt Risdon (1st season) |
| Director of Operations | Lance Russell |
| Student Manager | Estevan Padilla |
| Student Manager | Michael Hernandez |
| Athletic Trainer | Robert Rimorin |
| Athletic Communications | Evan O'Kelly |

PRONUNCIATION GUIDE

| | |
|-------------------|----------------------|
| 2 - LIVE-lee | |
| 3 - DEVV-in | |
| 4 - DEY-lin | 27 - guy-EGG-ohs |
| 8 - kinn-KADE | 28 - KIRSH-nurr |
| 9 - DEW-yurr | 31 - day-duh-NAH-toh |
| 10 - EGG-loff | 32 - dih-NAY |
| 12 - WIZE-en-born | 35 - STYNE-camp |
| 14 - uh-KILL-ee | 36 - tuh-RELL |
| 15 - RUN-yin | 48 - stir-MISS-cuh |
| | 49 - ee-turr-ALL-day |



UNIVERSITY OF NEW MEXICO

2023 BASEBALL



TV/PHOTO ROSTER



1 JORDAN MARTINEZ
RHP | 5-11 | FR



2 TRISTIN LIVELY
RHP | 6-0 | SR




3 DEVON DIXON
INF | 6-1 | JR



4 DEYLAN PIGFORD
OF | 5-11 | SR



5 ADRIEN MARTIN
UTL | 6-1 | FR



6 BRIAN MCBROOM
RHP | 6-0 | JR



7 JEFFREY DAVID
OF | 6-2 | JR



8 KONNER KINKADE
INF | 5-10 | JR



9 TRENT DEWYER
RHP | 5-10 | SR



10 RILEY EGLOFF
RHP | 6-5 | SR



11 SEAN STEPHENS
OF | 5-11 | JR



12 CHASE WEISSENBORN
INF | 5-11 | JR



13 BRETT RUSSELL
RHP | 6-1 | JR



14 AKILI CARRIS
INF | 6-2 | FR



15 BRAYDON RUNION
OF | 6-1 | SR



16 JUNIOR FLORES
LHP | 5-8 | SO



18 JAKE HOLLAND
C | 6-4 | JR




19 JUSTIN STILL
LHP | 6-2 | SO



20 KAM WALTON
RHP | 6-4 | SO



22 BEN BAKER-LIVINGSTON
RHP | 6-2 | SO



23 JAREN JACKSON
LHP | 6-3 | JR



24 KYLE SMITH
C | 6-0 | JR



25 JUSTIN OLSON
1B | 6-3 | JR



27 ISAAC GALLEGOS
RHP | 6-3 | JR




28 SEBASTIAN KIRCHNER
RHP | 6-0 | JR



29 CALEB HERD
C | 5-9 | FR



30 REED SPENRATH
1B | 6-5 | JR



31 JACK DEDONATO
LHP | 6-4 | RS-FR



32 MATTHEW DINAЕ
LHP | 6-5 | FR



33 DYLAN DITZENBERGER
3B | 6-0 | SR



34 LENNY JUNIOR ASHBY
OF | 5-7 | JR



35 ARTHUR STEINKAMP
LHP | 6-0 | JR



36 TERRELL HUDSON
RHP | 6-5 | JR



40 WIL BANNISTER
RHP | 6-3 | JR



42 ALEC STANFIELD
RHP | 6-1 | JR



44 DOMINIC FELIX
INF | 6-0 | FR



48 JACOB STRMISKA
RHP | 6-3 | JR



49 ADOLFO ITURRALDE
RHP | 6-1 | SR



TOD BROWN
HEAD COACH



NATE CAUSEY
ASSISTANT COACH



MICHAEL LOPEZ
PITCHING COACH



MATT RISDON
ASSISTANT COACH



UNIVERSITY OF NEW MEXICO

2023 BASEBALL



2023 UNM BASEBALL ROSTER (ALPHABETICAL)

| No. | NAME | Pos. | Ht. | Wt. | B/T | CL. | Exp. | HOMETOWN (PREVIOUS SCHOOLS) |
|-----|----------------------------|--------|------|-----|-----|-----|------|---|
| 34 | ASHBY, LENNY JUNIOR | OF | 5-7 | 210 | L/L | JR* | 1V | ORANJESTAD, ARUBA (MARIA COLLEGE MAVO/ODESSA COLL.) |
| 22 | BAKER-LIVINGSTON, BENJAMIN | RHP | 6-2 | 185 | R/R | SO | 1V | RICHARDSON, TEXAS (PLANO EAST SENIOR HS) |
| 40 | BANNISTER, WIL | RHP | 6-2 | 205 | R/R | JR | JC | LAS CRUCES, N.M. (CENTENNIAL HS/PIMA CC) |
| 14 | CARRIS, AKILI | INF | 6-2 | 185 | R/R | FR | HS | ALBUQUERQUE, N.M. (LA CUEVA HS) |
| 7 | DAVID, JEFFREY | OF/INF | 6-2 | 205 | R/R | JR* | 1V | GEORGETOWN, TEXAS (GEORGETOWN HS/DALLAS BAPTIST) |
| 31 | DeDONATO, JACK | LHP | 6-4 | 235 | L/L | FR | RS | MERCER ISLAND, WASH. (MERCER ISLAND HS/WASHINGTON STATE) |
| 9 | Dewyer, Trent | RHP | 5-10 | 180 | R/R | SR* | TR | ALBUQUERQUE, N.M. (ATRISCO HERITAGE ACAD./LUNA CC/KANSAS WESLEYAN) |
| 32 | DINAE, MATTHEW | LHP | 6-5 | 245 | L/L | FR | HS | ALBUQUERQUE, N.M. (LA CUEVA HS) |
| 33 | DITZENBERGER, DYLAN | INF | 6-0 | 195 | L/R | SR* | TR | ALLEN, TEXAS (ALLEN HS/KANSAS) |
| 3 | DIXON, DEVON | INF | 6-1 | 165 | R/R | JR | JC | PHOENIX, ARIZ. (MOUNTAIN POINTE HS/CENTRAL ARIZONA COLL.) |
| 10 | EGLOFF, RILEY | RHP | 6-5 | 215 | R/R | SR* | 2V | LITTLETON, COLO. (HERITAGE HS/YAVAPAI COLL.) |
| 44 | FELIX, DOMINIC | INF | 6-0 | 205 | R/R | FR | HS | TUCSON, ARIZ. (CANYON DEL ORO HS) |
| 16 | FLORES, JUNIOR | LHP | 5-8 | 190 | L/L | SO | TR | MARICOPA, ARIZ. (MOUNTAIN POINTE HS/HAWAII) |
| 27 | GALLEGOS, ISAAC | RHP | 6-3 | 215 | R/R | JR | JC | GRANTS, N.M. (GRANTS HS/TRINIDAD STATE COLL.) |
| 29 | HERD, CALEB | C | 5-9 | 178 | R/R | FR | HS | VAIL, ARIZ. (CIENEGA HS) |
| 18 | HOLLAND, JAKE | C/1B | 6-4 | 235 | R/R | JR* | JC | ORLANDO, FLA. (MONTVERDE ACADEMY/GEORGIA TECH/CHIPOLA COLL.) |
| 36 | HUDSON, TERRELL | RHP | 6-4 | 245 | R/R | JR* | 3V | PHOENIX, ARIZ. (GOLDWATER HS) |
| 49 | ITURRALDE, ADOLFO | RHP | 6-1 | 185 | R/R | SR* | 1V | LOS LUNAS, N.M. (VALENCIA HS/LAMAR CC) |
| 23 | JACKSON, JAREN | LHP | 6-3 | 225 | L/L | JR* | JC | ALBUQUERQUE, N.M. (CLEVELAND HS/PIMA CC) |
| 8 | KINKADE, KONNER | INF | 5-10 | 190 | R/R | JR* | JC | PULLMAN, WASH. (PULLMAN HS/CSU BAKERSFIELD/ORANGE COAST COLL.) |
| 28 | KIRCHNER, SEBASTIAN | RHP | 6-0 | 180 | R/R | JR* | TR | ROCKLIN, CALIF. (ROCKLIN HS/FOLSOM LAKE CC/CAL POLY) |
| 2 | LIVELY, TRISTIN | RHP | 6-0 | 195 | R/R | SR* | 4V | LAS CRUCES, N.M. (LAS CRUCES HS) |
| 5 | MARTIN, ADRIEN | OF/INF | 6-1 | 210 | L/R | FR | HS | ALBUQUERQUE, N.M. (SANDIA HS) |
| 1 | MARTINEZ, JORDAN | RHP | 5-11 | 185 | R/R | FR | HS | ALBUQUERQUE, N.M. (SANDIA HS) |
| 6 | McBROOM, BRIAN | RHP | 6-0 | 180 | R/R | JR | 1V | OAKLEY, CALIF. (FREEDOM HS/HOWARD COLL.) |
| 25 | OLSON, JUSTIN | 1B | 6-3 | 225 | L/L | JR* | 1V | COLORADO SPRINGS, COLO. (PINE CREEK HS/KENTUCKY/SOUTHERN NEVADA) |
| 4 | PIGFORD, DEYLAN | OF | 5-11 | 170 | L/R | SR* | TR | FARMINGTON, N.M. (PIEDRA VISTA HS/MIDLAND COLL./CSU FULLERTON) |
| 15 | RUNION, BRAYDON | OF | 6-1 | 220 | R/R | SR* | 1V | FLORENCE, KY. (COOPER HS/WALTERS STATE CC/TEXAS TECH) |
| 13 | RUSSELL, BRETT | RHP | 6-1 | 200 | R/R | JR* | 1V | WICHITA FALLS, TEXAS (END HS/SEMINOLE STATE COLL.) |
| 26 | SEEGER, BAILEY | C | 5-11 | 205 | R/R | SR* | TR | HIGHLANDS RANCH, COLO. (THUNDER RIDGE HS/FEATHER RIVER COLL./PIMA CC/CSU BAKERSFIELD) |
| 24 | SMITH, KYLE | C/1B | 6-0 | 205 | R/R | JR | 1V | WILMINGTON, N.C. (NEW HANOVER HS/ST. JOHNS RIVER STATE COLL.) |
| 30 | SPENRATH, REED | 1B/OF | 6-5 | 230 | L/R | JR* | TR | EL CAMPO, TEXAS (EL CAMPO HS/TEXAS A&M/CISCO COLL./TCU) |
| 42 | STANFIELD, ALEC | RHP | 6-1 | 185 | R/R | JR | JC | ALBUQUERQUE, N.M. (RIO RANCHO HS/SOUTH MOUNTAIN CC) |
| 35 | STEINKAMP, ARTHUR | LHP | 6-0 | 175 | L/L | JR* | 3V | LOS ALAMOS, N.M. (LOS ALAMOS HS) |
| 11 | STEPHENS, SEAN | OF | 5-11 | 190 | R/R | JR* | 1V | FORNEY, TEXAS (FORNEY HS/ODESSA COLL.) |
| 19 | STILL, JUSTIN | LHP | 6-2 | 200 | L/L | SO | 1V | CHANDLER, ARIZ. (PERRY HS) |
| 48 | STRMISKA, JACOB | RHP | 6-3 | 190 | R/R | JR | 1V | GEORGETOWN, TEXAS (ROUND ROCK HS/WABASH VALLEY COLL.) |
| 20 | WALTON, KAM | RHP | 6-4 | 205 | R/R | SO | SQ | FORT WORTH, TEXAS (CLEBURNE HS) |
| 12 | WEISSENBORN, CHASE | INF | 5-11 | 185 | R/R | JR | 2V | ALBUQUERQUE, N.M. (ALBUQUERQUE ACADEMY) |

*INDICATES PLAYER UTILIZED EXTRA YEAR OF ELIGIBILITY DUE TO CORONAVIRUS PANDEMIC.

PITCHERS (21)

Right-Handed (15)

| | | |
|----|---------------------------|-----|
| 1 | Jordan Martinez | Fr. |
| 2 | Tristin Lively | Sr. |
| 6 | Brian McBroom | Jr. |
| 9 | Trent Dewyer | Sr. |
| 10 | Riley Egloff | Sr. |
| 13 | Brett Russell | Jr. |
| 20 | Kam Walton | So. |
| 22 | Benjamin Baker-Livingston | So. |
| 27 | Isaac Gallegos | Jr. |
| 28 | Sebastian Kirchner | Jr. |
| 36 | Terrell Hudson | Jr. |
| 40 | Wil Bannister | Jr. |
| 42 | Alec Stanfield | Jr. |
| 48 | Jacob Strmiska | Jr. |
| 49 | Adolfo Iturralde | Sr. |

Left-Handed (6)

| | | |
|----|------------------|-------|
| 16 | Junior Flores | So. |
| 19 | Justin Still | So. |
| 23 | Jaren Jackson | Jr. |
| 31 | Jack DeDonato | R-Fr. |
| 32 | Matthew Dinae | Fr. |
| 35 | Arthur Steinkamp | Jr. |

CATCHERS (3)

| | | |
|----|--------------|-----|
| 18 | Jake Holland | Jr. |
| 24 | Kyle Smith | Jr. |
| 29 | Caleb Herd | Fr. |

INFIELDERS (9)

| | | |
|----|--------------------|-----|
| 3 | Devon Dixon | Jr. |
| 5 | Adrien Martin | Fr. |
| 8 | Konner Kinkade | Jr. |
| 12 | Chase Weissenborn | Jr. |
| 14 | Akili Carris | Fr. |
| 25 | Justin Olson | Jr. |
| 30 | Reed Spenrath | Jr. |
| 33 | Dylan Ditzenberger | Sr. |
| 44 | Dominic Felix | Fr. |

OUTFIELDERS (5)

| | | |
|----|--------------------|-----|
| 4 | Deylan Pigford | Sr. |
| 7 | Jeffrey David | Jr. |
| 11 | Sean Stephens | Jr. |
| 15 | Braydon Runion | Sr. |
| 34 | Lenny Junior Ashby | Jr. |

CLASS BREAKDOWN

| | |
|-----------|----|
| Freshman | 7 |
| Sophomore | 4 |
| Junior | 20 |
| Senior | 7 |

HOME STATE

| | |
|----------------|----|
| New Mexico | 14 |
| Texas | 8 |
| Arizona | 6 |
| Colorado | 2 |
| California | 2 |
| Washington | 2 |
| Aruba | 1 |
| Florida | 1 |
| Kentucky | 1 |
| North Carolina | 1 |



UNIVERSITY OF NEW MEXICO

2023 BASEBALL



BATTING STREAKS

Consecutive Games W/Hit

| Gms. | Player | Active | Start | 2023 Long |
|------|--------------------|--------|---------|-----------|
| | | | | Gms. |
| 8 | Dylan Ditzenberger | | 2/24/23 | 8 |
| 8 | Braydon Runion | | 2/24/23 | 8 |
| 6 | Jake Holland | | 2/24/23 | 6 |
| 6 | Deylan Pigford | | 2/25/23 | 6 |
| 3 | Justin Olson | | 3/4/23 | 4 |
| 2 | Lenny Junior Ashby | | 3/5/23 | 9 |
| 2 | Jeffrey David | | 3/5/23 | 3 |
| 2 | Sean Stephens | | 3/4/23 | 2 |
| 1 | Kyle Smith | | 3/5/23 | 2 |
| 0 | Chase Weissenborn | -- | -- | 4 |
| 0 | Devon Dixon | -- | -- | 3 |
| 0 | Caleb Herd | -- | -- | 2 |
| 0 | Reed Spenrath | -- | -- | 2 |
| 0 | Akili Carris | -- | -- | 1 |
| 0 | Konner Kinkade | -- | -- | 1 |
| 0 | Dominic Felix | -- | -- | 0 |
| 0 | Adrien Martin | -- | -- | 0 |

*Indicates streak began during career at prior team.

PITCHING STREAKS

Consecutive Shutout Innings

| IP | Player | Active | Start | 2023 Long |
|-----|----------------------|--------|----------|-----------|
| | | | | IP |
| 6.0 | Isaac Gallegos | | 2/25/23 | 6.0 |
| 5.0 | Riley Egloff | | 3/3/23 | 9.0 |
| 4.2 | Justin Still | | 5/21/22 | 3.2 |
| 3.2 | Jacob Strmiska | | 5/8/22 | 0.0 |
| 2.1 | Adolfo Iturralde | | 2/19/23 | 2.1 |
| 2.1 | Trent Dewyer | | 5/16/22* | 1.2 |
| 2.0 | Sebastian Kirchner | | 4/9/22* | 0.0 |
| 1.2 | Terrell Hudson | | 3/7/23 | 3.0 |
| 1.2 | Ben Baker-Livingston | | 2/24/23 | 1.2 |
| 0.2 | Brian McBroom | | 3/7/23 | 2.0 |
| 0.0 | Tristin Lively | -- | -- | 6.0 |
| 0.0 | Jaren Jackson | -- | -- | 4.0 |
| 0.0 | Arthur Steinkamp | -- | -- | 3.2 |
| 0.0 | Wil Bannister | -- | -- | 2.0 |
| 0.0 | Jordan Martinez | -- | -- | 1.2 |
| 0.0 | Jack DeDonato | -- | -- | 0.0 |
| 0.0 | Matthew Dinae | -- | -- | 0.0 |
| 0.0 | Junior Flores | -- | -- | 0.0 |
| 0.0 | Brett Russell | -- | -- | 0.0 |
| 0.0 | Alec Stanfield | -- | -- | 0.0 |
| 0.0 | Kam Walton | -- | -- | 0.0 |

*Indicates streak began during career at prior team.

Consecutive Games Reached Base

| Gms. | Player | Active | Start | 2023 Long |
|------|--------------------|--------|----------|-----------|
| | | | | Gms. |
| 26 | Dylan Ditzenberger | | 4/20/22* | 12 |
| 18 | Lenny Junior Ashby | | 5/14/22 | 12 |
| 13 | Deylan Pigford | | 5/28/22* | 12 |
| 10 | Braydon Runion | | 2/19/23 | 10 |
| 9 | Jake Holland | | 2/17/23 | 9 |
| 8 | Devon Dixon | | 2/17/23 | 8 |
| 8 | Reed Spenrath | | 2/24/23 | 8 |
| 5 | Kyle Smith | | 2/24/23 | 5 |
| 3 | Justin Olson | | 3/4/23 | 4 |
| 2 | Jeffrey David | | 3/5/23 | 7 |
| 2 | Sean Stephens | | 3/4/23 | 2 |
| 0 | Chase Weissenborn | -- | -- | 6 |
| 0 | Konner Kinkade | -- | -- | 3 |
| 0 | Caleb Herd | -- | -- | 2 |
| 0 | Akili Carris | -- | -- | 1 |
| 0 | Dominic Felix | -- | -- | 1 |
| 0 | Adrien Martin | -- | -- | 0 |

*Indicates streak began during career at prior team.

Consecutive Innings, No ER Allowed

| IP | Player | Active | Start | 2023 Long |
|-----|----------------------|--------|----------|-----------|
| | | | | IP |
| 6.0 | Isaac Gallegos | | 2/25/23 | 6.0 |
| 5.0 | Riley Egloff | | 3/5/23 | 9.0 |
| 4.2 | Justin Still | | 5/21/22 | 3.2 |
| 3.2 | Jacob Strmiska | | 5/8/22 | 0.0 |
| 3.1 | Adolfo Iturralde | | 5/10/22 | 2.1 |
| 2.1 | Trent Dewyer | | 5/16/22* | 1.2 |
| 2.0 | Sebastian Kirchner | | 4/9/22* | 0.0 |
| 1.2 | Terrell Hudson | | 3/7/23 | 3.0 |
| 1.2 | Ben Baker-Livingston | | 2/24/23 | 1.2 |
| 0.2 | Brian McBroom | | 3/7/23 | 2.0 |
| 0.0 | Tristin Lively | -- | -- | 6.0 |
| 0.0 | Jaren Jackson | -- | -- | 4.0 |
| 0.0 | Arthur Steinkamp | -- | -- | 3.2 |
| 0.0 | Wil Bannister | -- | -- | 2.0 |
| 0.0 | Jordan Martinez | -- | -- | 1.2 |
| 0.0 | Jack DeDonato | -- | -- | 0.0 |
| 0.0 | Matthew Dinae | -- | -- | 0.0 |
| 0.0 | Junior Flores | -- | -- | 0.0 |
| 0.0 | Brett Russell | -- | -- | 0.0 |
| 0.0 | Alec Stanfield | -- | -- | 0.0 |
| 0.0 | Kam Walton | -- | -- | 0.0 |

*Indicates streak began during career at prior team.



UNIVERSITY OF NEW MEXICO

2023 BASEBALL



JORDAN MARTINEZ

#1

Pos: PITCHER Cl: FRESHMAN Ht: 5-11 Wt: 185 B/T: R/R Exp: HS
 HOMETOWN: ALBUQUERQUE, N.M. - HIGH SCHOOL: SANDIA ('22)

CAREER STATISTICS

| | | MARTINEZ, Jordan | | | | | | | | | | | | | | | | | | | | | | | |
|-------|------|------------------|----|---|---|----|----|----|-----|----|------|----|-----|----|-----|------|----|----|--------|----|---|---|-------|--|--|
| Year | avg | op-gs | ab | r | h | 2b | 3b | hr | rbi | tb | slg% | bb | hbp | so | qdp | ob% | sf | sh | sb-att | po | a | e | fld% | | |
| 2023 | .000 | 2-0 | 0 | 0 | 0 | 0 | 0 | 0 | 0 | 0 | .000 | 0 | 0 | 0 | 0 | .000 | 0 | 0 | 0-0 | 0 | 1 | 0 | 1.000 | | |
| TOTAL | .000 | 2-0 | 0 | 0 | 0 | 0 | 0 | 0 | 0 | 0 | .000 | 0 | 0 | 0 | 0 | .000 | 0 | 0 | 0-0 | 0 | 1 | 0 | 1.000 | | |

| Year | era | w-l | app | qs | cq | sho | sv | ip | h | r | er | bb | so | 2b | 3b | hr | bf | bavg | wp | hbp | bk | sfa | sha |
|-------|-------|-----|-----|----|----|-----|----|-----|---|---|----|----|----|----|----|----|----|------|----|-----|----|-----|-----|
| 2023 | 21.00 | 0-0 | 2 | 0 | 0 | 0/0 | 0 | 3.0 | 6 | 7 | 7 | 2 | 0 | 1 | 0 | 1 | 16 | .429 | 0 | 0 | 0 | 0 | 0 |
| TOTAL | 21.00 | 0-0 | 2 | 0 | 0 | 0/0 | 0 | 3.0 | 6 | 7 | 7 | 2 | 0 | 1 | 0 | 1 | 16 | .429 | 0 | 0 | 0 | 0 | 0 |

2023 GAME-BY-GAME STATISTICS

2023 New Mexico Baseball
 Individual Game-by-Game for New Mexico (as of Mar 05, 2023)

#1 MARTINEZ, Jordan - 1 game (All games)

| Date | Opponent | Pos | AB | R | H | RBI | 2B | 3B | HR | BB | SB | CS | HBP | SAC | SF | GDP | K | PO | A | E | Avg |
|----------|-------------------|-----|----|---|---|-----|----|----|----|----|----|----|-----|-----|----|-----|---|----|---|---|------|
| 3/4/2023 | ST. BONAVENTURE-1 | P | 0 | 0 | 0 | 0 | 0 | 0 | 0 | 0 | 0 | 0 | 0 | 0 | 0 | 0 | 0 | 0 | 1 | 0 | .000 |
| Totals | | P | 0 | 0 | 0 | 0 | 0 | 0 | 0 | 0 | 0 | 0 | 0 | 0 | 0 | 0 | 0 | 0 | 1 | 0 | .000 |

On base pct. .000 • Slugging pct. .000

#1 MARTINEZ, Jordan - 2 appearances (All games)

| Date | Opponent | GS | IP | H | R | ER | BB | SO | 2B | 3B | HR | WP | BK | HBP | IBB | Score | W-L | Sv | ERA | NP |
|-----------|-------------------|----|-----|---|---|----|----|----|----|----|----|----|----|-----|-----|-------|-----|----|--------|----|
| 2/19/2023 | vs Oregon State | | 0.0 | 1 | 3 | 3 | 2 | 0 | 0 | 0 | 0 | 0 | 0 | 0 | 0 | 6-14 | 0-0 | 0 | 999.00 | 16 |
| 3/4/2023 | ST. BONAVENTURE-1 | | 3.0 | 5 | 4 | 4 | 0 | 0 | 1 | 0 | 1 | 0 | 0 | 0 | 0 | 8-17 | 0-0 | 0 | 21.00 | 39 |
| Totals | | 0 | 3.0 | 6 | 7 | 7 | 2 | 0 | 1 | 0 | 1 | 0 | 0 | 0 | 0 | 14-31 | 0-0 | 0 | 21.00 | - |

CAREER FIRSTS

| STAT | DATE | OPPONENT |
|------------|---------|--------------|
| GAME START | 2/19/23 | Oregon State |
| WIN | -- | -- |
| LOSS | -- | -- |
| SAVE | -- | -- |
| STRIKEOUT | -- | -- |
| CG | -- | -- |
| SHUTOUT | -- | -- |

CAREER SINGLE-GAME BESTS

| STAT | AMT. | DATE |
|---------|-------|--------|
| IP | 3.0 | 3/4/23 |
| SO | 0 | -- |
| ERA | 12.00 | 3/4/23 |
| PITCHES | 39 | 3/4/23 |
| PO | 0 | -- |
| A | 1 | 3/4/23 |

*Date of last occurrence if (multiple)
 *Minimum 2.0 IP to qualify for ERA

2023 SEASON SINGLE-GAME BESTS

| STAT | AMT. | DATE | OPPONENT |
|---------|-------|--------|-----------------|
| IP | 3.0 | 3/4/23 | St. Bonaventure |
| SO | 0 | -- | -- |
| ERA | 12.00 | 3/4/23 | St. Bonaventure |
| PITCHES | 39 | 3/4/23 | St. Bonaventure |
| PO | 0 | -- | -- |
| A | 1 | 3/4/23 | St. Bonaventure |

*Date of last occurrence if multiple

2023 SEASON HIGHLIGHTS

-Threw a season-high 3.0 innings on March 4 against St. Bonaventure.
 -Made collegiate debut on Feb. 19 against Oregon State.



UNIVERSITY OF NEW MEXICO

2023 BASEBALL



TRISTIN LIVELY

#2

Pos: PITCHER Cl: SENIOR Ht: 6-0 Wt: 195 B/T: R/R Exp: 4v

2022 - NEW MEXICO - JUNIOR

2021 - NEW MEXICO - SOPHOMORE

2020 - NEW MEXICO - SOPHOMORE (COVID)

2019 - NEW MEXICO - FRESHMAN

HOMETOWN: LAS CRUCES, N.M. - HIGH SCHOOL: LAS CRUCES ('18)

CAREER STATISTICS

LIVELY, Tristin

| Year | avg | op-gs | ab | r | h | 2b | 3b | hr | rbi | tb | slg% | bb | hbp | so | gdp | ob% | sf | sh | sb/att | po | a | e | fld% |
|-------|------|-------|----|---|---|----|----|----|-----|----|------|----|-----|----|-----|------|----|----|--------|----|---|---|-------|
| 2019 | .000 | 0-0 | 0 | 0 | 0 | 0 | 0 | 0 | 0 | 0 | .000 | 0 | 0 | 0 | 0 | .000 | 0 | 0 | 0-0 | 2 | 0 | 0 | 1.000 |
| 2020 | .000 | 0-0 | 0 | 0 | 0 | 0 | 0 | 0 | 0 | 0 | .000 | 0 | 0 | 0 | 0 | .000 | 0 | 0 | 0-0 | 0 | 1 | 0 | 1.000 |
| 2021 | .000 | 0-0 | 0 | 0 | 0 | 0 | 0 | 0 | 0 | 0 | .000 | 0 | 0 | 0 | 0 | .000 | 0 | 0 | 0-0 | 3 | 1 | 0 | 1.000 |
| 2022 | .000 | 7-7 | 0 | 0 | 0 | 0 | 0 | 0 | 0 | 0 | .000 | 0 | 0 | 0 | 0 | .000 | 0 | 0 | 0-0 | 1 | 2 | 0 | 1.000 |
| 2023 | .000 | 3-3 | 0 | 0 | 0 | 0 | 0 | 0 | 0 | 0 | .000 | 0 | 0 | 0 | 0 | .000 | 0 | 0 | 0-0 | 0 | 0 | 1 | .000 |
| TOTAL | .000 | 10-10 | 0 | 0 | 0 | 0 | 0 | 0 | 0 | 0 | .000 | 0 | 0 | 0 | 0 | .000 | 0 | 0 | 0-0 | 6 | 4 | 1 | .909 |

| Year | era | w-l | app | gs | cq | sho | sv | ip | h | r | er | bb | so | 2b | 3b | hr | bf | bavg | wp | hbp | bk | sfa | sha |
|-------|------|-----|-----|----|----|-----|----|-------|-----|----|----|----|-----|----|----|----|-----|------|----|-----|----|-----|-----|
| 2019 | 7.32 | 1-1 | 11 | 4 | 0 | 0/0 | 0 | 19.2 | 19 | 18 | 16 | 24 | 17 | 3 | 0 | 1 | 104 | .253 | 2 | 4 | 0 | 0 | 1 |
| 2020 | 2.95 | 2-0 | 5 | 5 | 0 | 0/1 | 0 | 21.1 | 19 | 9 | 7 | 11 | 23 | 2 | 1 | 1 | 96 | .232 | 2 | 0 | 0 | 3 | 0 |
| 2021 | 4.59 | 2-2 | 7 | 7 | 0 | 0/0 | 0 | 33.1 | 22 | 20 | 17 | 18 | 36 | 4 | 0 | 2 | 142 | .186 | 4 | 5 | 0 | 0 | 1 |
| 2022 | 9.79 | 1-3 | 7 | 7 | 0 | 0/0 | 0 | 26.2 | 37 | 30 | 29 | 23 | 21 | 7 | 1 | 4 | 136 | .343 | 6 | 4 | 0 | 1 | 0 |
| 2023 | 4.50 | 2-0 | 3 | 3 | 0 | 0/0 | 0 | 14.0 | 17 | 7 | 7 | 2 | 13 | 5 | 0 | 1 | 60 | .309 | 1 | 2 | 0 | 1 | 0 |
| TOTAL | 5.95 | 8-6 | 33 | 26 | 0 | 0/1 | 0 | 115.0 | 114 | 84 | 76 | 78 | 110 | 21 | 2 | 9 | 538 | .260 | 15 | 15 | 0 | 5 | 2 |

CAREER SINGLE-GAME BESTS

| STAT | AMT. | DATE |
|---------|------|------------|
| IP | 8.0 | 3/7/21 |
| SO | 11 | 3/7/21 |
| ERA | 0.00 | (6)2/18/23 |
| PITCHES | 105 | 3/7/21 |
| PO | 1 | 3/6/22 |
| A | 1 | 3/27/22 |

*Date of last occurrence if (multiple)
*Minimum 2.0 IP to qualify for ERA

2023 GAME-BY-GAME STATISTICS

#2 LIVELY, Tristin - 1 game (All games)

| Date | Opponent | Pos | AB | R | H | RBI | 2B | 3B | HR | BB | SB | CS | HBP | SAC | SF | GDP | K | PO | A | E | Avg |
|-----------|-----------------|-----|----|---|---|-----|----|----|----|----|----|----|-----|-----|----|-----|---|----|---|---|-------|
| 2/25/2023 | NORTHERN COLORA | *p | 0 | 0 | 0 | 0 | 0 | 0 | 0 | 0 | 0 | 0 | 0 | 0 | 0 | 0 | 0 | 0 | 0 | 1 | 0.000 |
| Totals | | 1gs | 0 | 0 | 0 | 0 | 0 | 0 | 0 | 0 | 0 | 0 | 0 | 0 | 0 | 0 | 0 | 0 | 0 | 1 | .000 |

On base pct. .000 • Slugging pct. .000

#2 LIVELY, Tristin - 3 appearances (All games)

| Date | Opponent | GS | IP | H | R | ER | BB | SO | 2B | 3B | HR | WP | BK | HBP | IBB | Score | W-L | Sv | ERA | NP |
|-------------------------------|----------|-----|------|----|---|----|----|----|----|----|----|----|----|-----|-----|-------|-----|----|------|----|
| 2/18/2023 vs UC Santa Barbara | * | 6.0 | 4 | 0 | 0 | 1 | 7 | 1 | 0 | 0 | 0 | 0 | 0 | 0 | 0 | 3-1 | 1-0 | 0 | 0.00 | 74 |
| 2/25/2023 NORTHERN COLORA | * | 6.0 | 8 | 2 | 2 | 0 | 6 | 2 | 0 | 0 | 0 | 0 | 0 | 0 | 0 | 11-3 | 2-0 | 0 | 1.50 | 91 |
| 3/4/2023 ST. BONAVENTURE-1 | * | 2.0 | 5 | 5 | 5 | 1 | 0 | 2 | 0 | 1 | 0 | 0 | 2 | 0 | 0 | 8-17 | 2-0 | 0 | 4.50 | 44 |
| Totals | | 3 | 14.0 | 17 | 7 | 7 | 2 | 13 | 5 | 0 | 1 | 1 | 0 | 2 | 0 | 22-21 | 2-0 | 0 | 4.50 | - |

2023 SEASON SINGLE-GAME BESTS

| STAT | AMT. | DATE | OPPONENT |
|---------|---------|---------|----------------|
| IP | 6.0 (2) | 2/25/23 | Northern Colo. |
| SO | 7 | 2/18/23 | UCSB |
| ERA | 0.00 | 2/18/23 | UCSB |
| PITCHES | 91 | 2/25/23 | Northern Colo. |
| PO | 0 | -- | -- |
| A | 0 | -- | -- |

*Date of last occurrence if multiple

2023 SEASON HIGHLIGHTS

- Earned second win of the season on Feb. 25 with six strikeouts and no walks in 6.0 innings against Northern Colorado.
- Earned first win of the season on Feb. 18, going 6.0 shutout innings against UCSB.
- Had a season-high seven strikeouts on Feb. 18 against UCSB.

CAREER FIRSTS

NEW MEXICO

| STAT | DATE | OPPONENT |
|-----------|---------|-----------|
| GAME | 2/16/19 | Minnesota |
| START | 2/24/19 | Niagara |
| WIN | 2/24/19 | Niagara |
| LOSS | 3/19/19 | Oklahoma |
| SAVE | -- | -- |
| STRIKEOUT | 2/16/19 | Minnesota |
| CG | -- | -- |
| SHUTOUT | -- | -- |



UNIVERSITY OF NEW MEXICO

2023 BASEBALL



DEVON DIXON

#3

Pos: INFILDER **Cl:** JUNIOR **Ht:** 6-1 **Wt:** 165 **B/T:** R/R **Exp:** JC
2022 - CENTRAL ARIZONA COLLEGE - SOPHOMORE
2021 - CENTRAL ARIZONA COLLEGE - FRESHMAN
HOMETOWN: PHOENIX, ARIZ. - **HIGH SCHOOL:** MOUNTAIN POINTE ('20)

PRONUNCIATION
DEVV-in

CAREER STATISTICS

DIXON, Devon

| Year | avg | gp-gs | ab | r | h | 2b | 3b | hr | rbi | tb | slg% | bb | hbp | so | gdp | ob% | sf | sh | sbatt | po | a | e | fld% |
|-------|------|---------|-----|----|----|----|----|----|-----|-----|------|----|-----|----|-----|------|----|----|-------|-----|-----|----|------|
| 2021* | .333 | 55-55 | 168 | 43 | 56 | 10 | 0 | 5 | 42 | 81 | .482 | 21 | 7 | 43 | 4 | .420 | 4 | 4 | 6-11 | 75 | 119 | 18 | .915 |
| 2022* | .248 | 48-48 | 125 | 21 | 31 | 13 | 0 | 1 | 21 | 47 | .376 | 12 | 1 | 35 | 4 | .310 | 4 | 1 | 4-5 | 229 | 44 | 4 | .986 |
| 2023 | .345 | 11-8 | 29 | 12 | 10 | 3 | 0 | 2 | 10 | 19 | .655 | 8 | 0 | 5 | 1 | .486 | 0 | 0 | 0-0 | 17 | 24 | 1 | .976 |
| TOTAL | .345 | 11-8 | 29 | 12 | 10 | 3 | 0 | 2 | 10 | 19 | .655 | 8 | 0 | 5 | 1 | .486 | 0 | 0 | 0-0 | 17 | 24 | 1 | .976 |
| All* | .301 | 114-111 | 322 | 76 | 97 | 26 | 0 | 8 | 73 | 147 | .457 | 41 | 8 | 83 | 9 | .385 | 8 | 5 | 10-16 | 321 | 187 | 23 | .957 |

* Statistics from prior team/school

2023 GAME-BY-GAME STATISTICS

#3 DIXON, Devon - 11 games (All games)

| Date | Opponent | Pos | AB | R | H | RBI | 2B | 3B | HR | BB | SB | CS | HBP | SAC | SF | GDP | K | PO | A | E | Avg | |
|-----------|---------------------|--------|----|----|----|-----|----|----|----|----|----|----|-----|-----|----|-----|---|----|----|----|------|------|
| 2/17/2023 | vs Oregon State | *2b | 4 | 0 | 0 | 0 | 0 | 0 | 0 | 1 | 0 | 0 | 0 | 0 | 0 | 0 | 4 | 2 | 2 | 0 | .000 | |
| 2/18/2023 | vs UC Santa Barbara | 2b | 0 | 0 | 0 | 0 | 0 | 0 | 0 | 0 | 0 | 0 | 0 | 0 | 0 | 0 | 0 | 2 | 1 | 0 | .000 | |
| 2/19/2023 | vs Oregon State | ss | 0 | 0 | 0 | 0 | 0 | 0 | 0 | 0 | 0 | 0 | 0 | 0 | 0 | 0 | 0 | 0 | 0 | 0 | .000 | |
| 2/20/2023 | vs Minnesota | *2b | 3 | 0 | 1 | 0 | 0 | 0 | 0 | 0 | 0 | 0 | 0 | 0 | 0 | 0 | 0 | 2 | 3 | 0 | .143 | |
| 2/24/2023 | NORTHERN COLORADO | *2b/3b | 5 | 4 | 3 | 3 | 2 | 0 | 1 | 2 | 0 | 0 | 0 | 0 | 0 | 0 | 1 | 0 | 1 | 2 | 0 | .333 |
| 2/25/2023 | NORTHERN COLORADO | *2b/ss | 4 | 3 | 2 | 1 | 0 | 0 | 0 | 1 | 0 | 0 | 0 | 0 | 0 | 0 | 0 | 0 | 0 | 0 | 0 | .375 |
| 3/3/2023 | ST. BONAVENTURE | *2b/ss | 4 | 1 | 2 | 2 | 0 | 0 | 0 | 0 | 0 | 0 | 0 | 0 | 0 | 0 | 0 | 0 | 3 | 3 | 0 | .400 |
| 3/4/2023 | ST. BONAVENTURE-1 | ss/2b | 0 | 0 | 0 | 0 | 0 | 0 | 0 | 0 | 0 | 0 | 0 | 0 | 0 | 0 | 0 | 0 | 0 | 0 | 0 | .400 |
| 3/4/2023 | ST. BONAVENTURE-2 | *2b/ss | 2 | 3 | 0 | 1 | 0 | 0 | 0 | 3 | 0 | 0 | 0 | 0 | 0 | 0 | 0 | 0 | 2 | 3 | 1 | .364 |
| 3/5/2023 | ST. BONAVENTURE | *2b/ss | 4 | 1 | 2 | 3 | 1 | 0 | 1 | 0 | 0 | 0 | 0 | 0 | 0 | 0 | 1 | 1 | 4 | 0 | .385 | |
| 3/7/2023 | at Texas Tech | *2b/3b | 3 | 0 | 0 | 0 | 0 | 0 | 0 | 1 | 0 | 0 | 0 | 0 | 0 | 0 | 0 | 4 | 3 | 0 | .345 | |
| Totals | | 8gs | 29 | 12 | 10 | 10 | 3 | 0 | 2 | 8 | 0 | 0 | 0 | 0 | 0 | 0 | 1 | 5 | 17 | 24 | 1 | .345 |

CAREER SINGLE-GAME BESTS

| STAT | NEW MEXICO | | OVERALL | |
|------|------------|---------|---------|---------|
| | AMT. | DATE | AMT. | DATE |
| AB | 5 | 2/24/23 | 6 | 6/2/21 |
| R | 4 | 2/24/23 | 4 | 2/24/23 |
| H | 3 | 2/24/23 | 4 (2) | 3/17/22 |
| RBI | 3 (2) | 3/5/23 | 4 (3) | 3/17/22 |
| 2B | 2 | 2/24/23 | 2 (2) | 2/24/23 |
| 3B | 0 | -- | 0 | -- |
| HR | 1 (2) | 3/5/23 | 1 (8) | 3/5/23 |
| BB | 3 | 3/4/23 | 3 | 3/4/23 |
| SB | 0 | -- | 1 (10) | 3/28/22 |
| PO | 3 | 3/3/23 | 16 | 4/12/22 |
| A | 4 | 3/5/23 | 6 | 6/3/21 |

*Date of last occurrence if (multiple)

2023 SEASON SINGLE-GAME BESTS

| STAT | AMT. | DATE | OPPONENT |
|------|-------|---------|-----------------|
| AB | 5 | 2/24/23 | Northern Colo. |
| R | 4 | 2/24/23 | Northern Colo. |
| H | 3 | 2/24/23 | Northern Colo. |
| RBI | 3 (2) | 3/5/23 | St. Bonaventure |
| 2B | 2 | 2/24/23 | Northern Colo. |
| 3B | 0 | -- | -- |
| HR | 1 (2) | 3/5/23 | St. Bonaventure |
| BB | 3 | 3/4/23 | St. Bonaventure |
| SB | 0 | -- | -- |
| PO | 3 | 3/3/23 | St. Bonaventure |
| A | 4 | 3/5/23 | St. Bonaventure |

*Date of last occurrence if multiple

2023 SEASON HIGHLIGHTS

- Drew a career-high three walks on March 4 against St. Bonaventure.
- Scored a career-high four runs on Feb. 24 against Northern Colo., & hit first HR in a Lobo uniform.
- Collected first hit as a Lobo on Feb. 20 against Minnesota.
- Made UNM debut on Feb. 17 against Oregon State.

CAREER FIRSTS

| NEW MEXICO | | | OVERALL | | |
|-------------|---------|-------------------|-------------|---------|-------------------|
| STAT | DATE | OPPONENT | STAT | DATE | OPPONENT |
| GAME | 2/17/23 | Oregon State | GAME | 2/3/21 | Colo. Northern CC |
| START | 2/17/23 | Oregon State | START | 2/3/21 | Colo. Northern CC |
| AT-BAT | 2/17/23 | Oregon State | AT-BAT | 2/3/21 | Colo. Northern CC |
| RUN | 2/24/23 | Northern Colorado | RUN | 2/3/21 | Colo. Northern CC |
| HIT | 2/20/23 | Minnesota | HIT | 2/3/21 | Colo. Northern CC |
| DOUBLE | 2/24/23 | Northern Colorado | DOUBLE | 2/13/21 | Salt Lake CC |
| TRIPLE | -- | -- | TRIPLE | -- | -- |
| HOME RUN | 2/24/23 | Northern Colorado | HOME RUN | 2/3/21 | Colo. Northern CC |
| RBI | 2/24/23 | Northern Colorado | RBI | 2/3/21 | Colo. Northern CC |
| STOLEN BASE | -- | -- | STOLEN BASE | 2/12/21 | Salt Lake CC |
| WALK OFF | -- | -- | WALK OFF | -- | -- |



UNIVERSITY OF NEW MEXICO

2023 BASEBALL



DEYLAN PIGFORD

#4

Pos: OUTFIELDER Cl: SENIOR Ht: 5-11 Wt: 170 B/T: L/R Exp: TR

2022 - CAL STATE FULLERTON - JUNIOR

2021 - CAL STATE FULLERTON - SOPHOMORE

2020 - MIDLAND COLLEGE - SOPHOMORE (COVID)

2019 - MIDLAND COLLEGE - FRESHMAN

HOMETOWN: FARMINGTON, N.M. - HIGH SCHOOL: PIEDRA VISTA ('18)

PRONUNCIATION
DAY-lin

CAREER STATISTICS

PIGFORD, Deylan

| Year | avg | gp-gs | ab | r | h | 2b | 3b | hr | rbi | tb | slg% | bb | hbp | so | gdp | ob% | sf | sh | sb-att | po | a | e | fld% |
|-------|------|---------|-----|-----|-----|----|----|----|-----|-----|------|----|-----|-----|-----|------|----|----|--------|-----|----|----|-------|
| 2019* | .287 | 50-50 | 174 | 45 | 50 | 9 | 2 | 4 | 27 | 75 | .431 | 28 | 4 | 47 | 0 | .392 | 3 | 1 | 5-5 | 80 | 2 | 7 | .921 |
| 2020* | .361 | 19-19 | 72 | 30 | 26 | 6 | 2 | 4 | 17 | 48 | .667 | 10 | 2 | 9 | 0 | .452 | 0 | 0 | 3-3 | 35 | 3 | 2 | .950 |
| 2021* | .277 | 45-45 | 130 | 19 | 36 | 12 | 1 | 3 | 18 | 59 | .454 | 10 | 3 | 33 | 0 | .340 | 1 | 5 | 2-3 | 62 | 6 | 3 | .958 |
| 2022* | .230 | 31-31 | 61 | 3 | 14 | 1 | 0 | 1 | 4 | 18 | .295 | 1 | 0 | 22 | 1 | .242 | 0 | 5 | 1-1 | 33 | 1 | 2 | .944 |
| 2023 | .415 | 12-12 | 41 | 17 | 17 | 4 | 2 | 0 | 6 | 25 | .610 | 8 | 1 | 7 | 0 | .520 | 0 | 0 | 4-4 | 25 | 1 | 0 | 1.000 |
| TOTAL | .415 | 12-12 | 41 | 17 | 17 | 4 | 2 | 0 | 6 | 25 | .610 | 8 | 1 | 7 | 0 | .520 | 0 | 0 | 4-4 | 25 | 1 | 0 | 1.000 |
| All* | .299 | 157-157 | 478 | 114 | 143 | 32 | 7 | 12 | 72 | 225 | .471 | 57 | 10 | 118 | 1 | .383 | 4 | 11 | 15-16 | 235 | 13 | 14 | .947 |

* Statistics from prior team/school

2023 GAME-BY-GAME STATISTICS

#4 PIGFORD, Deylan - 12 games (All games)

| Date | Opponent | Pos | AB | R | H | RBI | 2B | 3B | HR | BB | SB | CS | HBP | SAC | SF | GDP | K | PO | A | E | Avg | |
|-----------|---------------------|--------|----|----|----|-----|----|----|----|----|----|----|-----|-----|----|-----|---|----|---|---|-----|------|
| 2/17/2023 | vs Oregon State | *of | 4 | 2 | 2 | 0 | 0 | 1 | 0 | 1 | 0 | 0 | 0 | 0 | 0 | 0 | 0 | 1 | 2 | 0 | 0 | .500 |
| 2/18/2023 | vs UC Santa Barbara | *offof | 3 | 0 | 1 | 0 | 0 | 0 | 0 | 0 | 0 | 0 | 0 | 0 | 0 | 0 | 0 | 1 | 0 | 0 | 0 | .429 |
| 2/19/2023 | vs Oregon State | *of | 3 | 1 | 0 | 0 | 0 | 0 | 0 | 0 | 0 | 0 | 0 | 0 | 0 | 0 | 0 | 2 | 4 | 0 | 0 | .300 |
| 2/20/2023 | vs Minnesota | *of | 5 | 1 | 2 | 0 | 1 | 0 | 0 | 0 | 0 | 0 | 0 | 0 | 0 | 0 | 0 | 3 | 3 | 0 | 0 | .333 |
| 2/24/2023 | NORTHERN COLORA | *of | 4 | 2 | 2 | 0 | 0 | 0 | 0 | 0 | 0 | 0 | 0 | 0 | 0 | 0 | 0 | 0 | 1 | 0 | 0 | .368 |
| 2/25/2023 | NORTHERN COLORA | *of | 1 | 2 | 0 | 0 | 0 | 0 | 0 | 2 | 1 | 0 | 0 | 0 | 0 | 0 | 0 | 0 | 3 | 0 | 0 | .350 |
| 2/25/2023 | NORTHERN COLORA | *offof | 4 | 1 | 2 | 1 | 0 | 0 | 0 | 1 | 0 | 0 | 0 | 0 | 0 | 0 | 0 | 0 | 2 | 0 | 0 | .375 |
| 3/3/2023 | ST. BONAVENTURE | *of | 5 | 2 | 3 | 1 | 1 | 0 | 0 | 0 | 1 | 0 | 0 | 0 | 0 | 0 | 0 | 0 | 0 | 0 | 0 | .414 |
| 3/4/2023 | ST. BONAVENTURE-1 | *offof | 3 | 1 | 1 | 0 | 0 | 0 | 0 | 1 | 0 | 0 | 0 | 0 | 0 | 0 | 0 | 0 | 5 | 1 | 0 | .406 |
| 3/4/2023 | ST. BONAVENTURE-2 | *of | 3 | 2 | 1 | 1 | 0 | 0 | 0 | 1 | 0 | 0 | 0 | 0 | 0 | 0 | 0 | 0 | 0 | 0 | 0 | .400 |
| 3/5/2023 | ST. BONAVENTURE | *of | 3 | 3 | 2 | 2 | 1 | 1 | 0 | 1 | 0 | 0 | 0 | 0 | 0 | 0 | 0 | 1 | 2 | 0 | 0 | .421 |
| 3/7/2023 | at Texas Tech | *of | 3 | 0 | 1 | 1 | 1 | 0 | 0 | 1 | 2 | 0 | 0 | 0 | 0 | 0 | 0 | 0 | 2 | 0 | 0 | .415 |
| Totals | | 12gs | 41 | 17 | 17 | 6 | 4 | 2 | 0 | 8 | 4 | 0 | 1 | 0 | 0 | 0 | 7 | 25 | 1 | 0 | 0 | .415 |

CAREER SINGLE-GAME BESTS

| STAT | NEW MEXICO | | OVERALL | |
|------|------------|---------|---------|---------|
| | AMT. | DATE | AMT. | DATE |
| AB | 5 (2) | 3/3/23 | 7 | 5/7/21 |
| R | 3 | 3/5/23 | 4 (2) | 3/27/21 |
| H | 3 | 3/3/23 | 4 | 3/11/20 |
| RBI | 2 | 3/5/23 | 6 | 4/19/19 |
| 2B | 1 (4) | 3/7/23 | 2 (3) | 4/16/21 |
| 3B | 1 (2) | 3/5/23 | 1 (3) | 3/5/23 |
| HR | 0 | -- | 2 | 4/19/19 |
| BB | 2 | 2/25/23 | 3 (2) | 5/4/19 |
| SB | 2 | 3/7/23 | 2 | 3/7/23 |
| PO | 5 | 3/4/23 | 8 | 3/22/19 |
| A | 1 | 3/4/23 | 2 | 2/29/20 |

*Date of last occurrence if (multiple)

2023 SEASON SINGLE-GAME BESTS

| STAT | AMT. | DATE | OPPONENT |
|------|-------|---------|-----------------|
| AB | 5 (2) | 3/3/23 | St. Bonaventure |
| R | 3 | 3/5/23 | St. Bonaventure |
| H | 3 | 3/3/23 | St. Bonaventure |
| RBI | 2 | 3/5/23 | St. Bonaventure |
| 2B | 1 (4) | 3/7/23 | Texas Tech |
| 3B | 1 (2) | 3/5/23 | St. Bonaventure |
| HR | 0 | -- | -- |
| BB | 2 | 2/25/23 | Northern Colo. |
| SB | 2 | 3/7/23 | Texas Tech |
| PO | 5 | 3/4/23 | St. Bonaventure |
| A | 1 | 3/4/23 | St. Bonaventure |

*Date of last occurrence if multiple

2023 SEASON HIGHLIGHTS

- Had first-career multi-steal game on March 7 at Texas Tech.
- Reached base in first 12 games of Lobo career (active streak).
- Had a season-high five putouts on March 4 against St. Bonaventure.
- Hit a triple in first-career at-bat as a Lobo on Feb. 17 against Oregon State.

CAREER FIRSTS

| NEW MEXICO | | | OVERALL | | |
|-------------|---------|-------------------|-------------|---------|--------------|
| STAT | DATE | OPPONENT | STAT | DATE | OPPONENT |
| GAME | 2/17/23 | Oregon State | GAME | 1/31/20 | McLennan CC |
| START | 2/17/23 | Oregon State | START | 1/31/20 | McLennan CC |
| AT-BAT | 2/17/23 | Oregon State | AT-BAT | 1/31/20 | McLennan CC |
| RUN | 2/17/23 | Oregon State | RUN | 1/31/20 | McLennan CC |
| HIT | 2/17/23 | Oregon State | HIT | 1/31/20 | McLennan CC |
| DOUBLE | 2/20/23 | Minnesota | DOUBLE | 2/28/20 | Temple Coll. |
| TRIPLE | 2/17/23 | Oregon State | TRIPLE | 2/14/20 | Colby CC |
| HOME RUN | -- | -- | HOME RUN | 2/14/20 | Colby CC |
| RBI | 2/25/23 | Northern Colorado | RBI | 2/1/20 | McLennan CC |
| STOLEN BASE | 2/25/23 | Northern Colorado | STOLEN BASE | 2/1/20 | McLennan CC |
| WALK OFF | -- | -- | WALK OFF | -- | -- |



UNIVERSITY OF NEW MEXICO

2023 BASEBALL



ADRIEN MARTIN

#5

Pos: UTILITY Cl: FRESHMAN Ht: 6-1 Wt: 210 B/T: L/R Exp: HS
 HOMETOWN: ALBUQUERQUE, N.M. - HIGH SCHOOL: SANDIA ('22)

CAREER STATISTICS

CAREER SINGLE-GAME BESTS

| STAT | AMT. | DATE |
|------|------|------|
| AB | 0 | -- |
| R | 0 | -- |
| H | 0 | -- |
| RBI | 0 | -- |
| 2B | 0 | -- |
| 3B | 0 | -- |
| HR | 0 | -- |
| BB | 0 | -- |
| SB | 0 | -- |
| PO | 0 | -- |
| A | 0 | -- |

**Date of last occurrence if (multiple)*

2023 GAME-BY-GAME STATISTICS

2023 SEASON SINGLE-GAME BESTS

| STAT | AMT. | DATE | OPPONENT |
|------|------|------|----------|
| AB | 0 | -- | -- |
| R | 0 | -- | -- |
| H | 0 | -- | -- |
| RBI | 0 | -- | -- |
| 2B | 0 | -- | -- |
| 3B | 0 | -- | -- |
| HR | 0 | -- | -- |
| BB | 0 | -- | -- |
| SB | 0 | -- | -- |
| PO | 0 | -- | -- |
| A | 0 | -- | -- |

**Date of last occurrence if (multiple)*

2023 SEASON HIGHLIGHTS



UNIVERSITY OF NEW MEXICO

2023 BASEBALL



BRIAN MCBROOM

#6

Pos: PITCHER Cl: JUNIOR Ht: 6-0 Wt: 180 B/T: R/R Exp: 1v
 2022 - NEW MEXICO - SOPHOMORE
 2021 - HOWARD COLLEGE - FRESHMAN
 HOMETOWN: OAKLEY, CALIF. - HIGH SCHOOL: FREEDOM ('20)

CAREER STATISTICS

MCBROOM, Brian

| Year | avg | gp-gs | ab | r | h | 2b | 3b | hr | rbi | tb | slg% | bb | hbp | so | gdp | ob% | sf | sh | sb-atl | po | a | e | fld% |
|-------|------|-------|----|---|---|----|----|----|-----|----|------|----|-----|----|-----|------|----|----|--------|----|---|---|-------|
| 2021* | .000 | 0-0 | 0 | 0 | 0 | 0 | 0 | 0 | 0 | 0 | .000 | 0 | 0 | 0 | 0 | .000 | 0 | 0 | 0-0 | 1 | 1 | 0 | 1.000 |
| 2022 | .000 | 17-0 | 0 | 0 | 0 | 0 | 0 | 0 | 0 | 0 | .000 | 0 | 0 | 0 | 0 | .000 | 0 | 0 | 0-0 | 5 | 3 | 0 | 1.000 |
| 2023 | .000 | 5-0 | 0 | 0 | 0 | 0 | 0 | 0 | 0 | 0 | .000 | 0 | 0 | 0 | 0 | .000 | 0 | 0 | 0-0 | 0 | 1 | 0 | 1.000 |
| TOTAL | .000 | 22-0 | 0 | 0 | 0 | 0 | 0 | 0 | 0 | 0 | .000 | 0 | 0 | 0 | 0 | .000 | 0 | 0 | 0-0 | 5 | 4 | 0 | 1.000 |
| All* | .000 | 22-0 | 0 | 0 | 0 | 0 | 0 | 0 | 0 | 0 | .000 | 0 | 0 | 0 | 0 | .000 | 0 | 0 | 0-0 | 6 | 5 | 0 | 1.000 |

| Year | era | w-l | app | gs | cg | sho | sv | ip | h | r | er | bb | so | 2b | 3b | hr | bf | bavg | wp | hbp | bk | sfa | sha |
|-------|-------|-----|-----|----|----|-----|----|------|----|----|----|----|----|----|----|----|-----|------|----|-----|----|-----|-----|
| 2021* | 12.91 | 0-0 | 4 | 0 | 0 | 0/0 | 0 | 7.2 | 13 | 11 | 11 | 5 | 7 | 0 | 0 | 1 | 0 | .591 | 0 | 0 | 0 | 0 | 0 |
| 2022 | 6.23 | 2-2 | 17 | 0 | 0 | 0/1 | 3 | 39.0 | 52 | 34 | 27 | 10 | 28 | 12 | 3 | 5 | 184 | .321 | 3 | 9 | 0 | 2 | 1 |
| 2023 | 5.91 | 0-0 | 5 | 0 | 0 | 0/0 | 2 | 10.2 | 13 | 9 | 7 | 1 | 10 | 4 | 0 | 1 | 49 | .302 | 0 | 3 | 1 | 0 | 2 |
| TOTAL | 6.16 | 2-2 | 22 | 0 | 0 | 0/1 | 5 | 49.2 | 65 | 43 | 34 | 11 | 38 | 16 | 3 | 6 | 233 | .317 | 3 | 12 | 1 | 2 | 3 |
| All* | 7.06 | 2-2 | 26 | 0 | 0 | 0/1 | 5 | 57.1 | 78 | 54 | 45 | 16 | 45 | 16 | 3 | 7 | 233 | .344 | 3 | 12 | 1 | 2 | 3 |

* Statistics from prior team/school

2023 GAME-BY-GAME STATISTICS

#6 MCBROOM, Brian - 1 game (All games)

| Date | Opponent | Pos | AB | R | H | RBI | 2B | 3B | HR | BB | SB | CS | HBP | SAC | SF | GDP | K | PO | A | E | Avg | |
|-----------|--------------|-----|----|---|---|-----|----|----|----|----|----|----|-----|-----|----|-----|---|----|---|---|-----|------|
| 2/20/2023 | vs Minnesota | P | 0 | 0 | 0 | 0 | 0 | 0 | 0 | 0 | 0 | 0 | 0 | 0 | 0 | 0 | 0 | 0 | 1 | 0 | 0 | .000 |
| Totals | | Ogs | 0 | 0 | 0 | 0 | 0 | 0 | 0 | 0 | 0 | 0 | 0 | 0 | 0 | 0 | 0 | 0 | 1 | 0 | 0 | .000 |

On base pct. .000 • Slugging pct. .000

#6 MCBROOM, Brian - 5 appearances (All games)

| Date | Opponent | GS | IP | H | R | ER | BB | SO | 2B | 3B | HR | WP | BK | HBP | IBB | Score | W-L | Sv | ERA | NP |
|-----------|-------------------|----|------|----|---|----|----|----|----|----|----|----|----|-----|-----|-------|-----|------|------|----|
| 2/17/2023 | vs Oregon State | | 4.0 | 2 | 1 | 1 | 0 | 6 | 2 | 0 | 0 | 0 | 0 | 1 | 0 | 7-2 | 0-0 | 1 | 2.25 | 60 |
| 2/20/2023 | vs Minnesota | | 1.0 | 1 | 1 | 1 | 1 | 1 | 0 | 0 | 0 | 0 | 0 | 0 | 0 | 4-3 | 0-0 | 1 | 3.60 | 23 |
| 2/25/2023 | NORTHERN COLORA | | 3.0 | 3 | 1 | 1 | 0 | 1 | 1 | 0 | 0 | 0 | 0 | 0 | 0 | 11-3 | 0-0 | 2 | 3.38 | 41 |
| 3/4/2023 | ST. BONAVENTURE-1 | | 2.0 | 6 | 6 | 4 | 0 | 2 | 1 | 0 | 1 | 0 | 1 | 2 | 0 | 8-17 | 0-0 | 2 | 6.30 | 46 |
| 3/7/2023 | at Texas Tech | | 0.2 | 1 | 0 | 0 | 0 | 0 | 0 | 0 | 0 | 0 | 0 | 0 | 3-6 | 0-0 | 2 | 5.91 | 6 | |
| Totals | | 0 | 10.2 | 13 | 9 | 7 | 1 | 10 | 4 | 0 | 1 | 0 | 1 | 3 | 0 | 33-31 | 0-0 | 2 | 5.91 | - |

CAREER SINGLE-GAME BESTS

| STAT | NEW MEXICO | | OVERALL | |
|---------|------------|---------|----------|---------|
| | AMT. | DATE | AMT. | DATE |
| IP | 4.0 (2) | 2/17/23 | 4.0 (2) | 2/17/23 |
| SO | 6 | 2/17/23 | 6 | 2/17/23 |
| ERA | 0.00 (4) | 2/17/23 | 0.00 (4) | 2/17/23 |
| PITCHES | 61 | 4/2/22 | 61 | 4/2/22 |
| PO | 2 | 3/13/22 | 2 | 3/13/22 |
| A | 1 (2) | 2/20/23 | 1 (3) | 2/20/23 |

*Date of last occurrence if (multiple)

*Minimum 2.0 IP to qualify for ERA

2023 SEASON SINGLE-GAME BESTS

| STAT | AMT. | DATE | OPPONENT |
|---------|------|---------|--------------|
| IP | 4.0 | 2/17/23 | Oregon State |
| SO | 6 | 2/17/23 | Oregon State |
| ERA | 0.00 | 3/7/23 | Texas Tech |
| PITCHES | 60 | 2/17/23 | Oregon State |
| PO | 0 | -- | -- |
| A | 1 | 2/20/23 | Minnesota |

*Date of last occurrence if multiple

2023 SEASON HIGHLIGHTS

-Earned second save of the season on Feb. 25, throwing final three frames against Northern Colorado.
 -Earned first save of the season on Feb. 17, with a career-high six strikeouts in a career-high four innings against No. 23 Oregon State.

CAREER FIRSTS

| NEW MEXICO | | | OVERALL | | |
|------------|---------|-----------------|------------|---------|-----------------|
| STAT | DATE | OPPONENT | STAT | DATE | OPPONENT |
| GAME START | 2/18/22 | Oregon State | GAME START | 1/29/21 | Grayson Coll. |
| WIN | 3/13/22 | Fresno State | WIN | 3/13/22 | Fresno State |
| LOSS | 4/15/22 | San Diego State | LOSS | 4/15/22 | San Diego State |
| SAVE | 3/11/22 | Fresno State | SAVE | 3/11/22 | Fresno State |
| STRIKEOUT | 2/18/22 | Oregon State | STRIKEOUT | 1/29/21 | Grayson Coll. |
| CG | -- | -- | CG | -- | -- |
| SHUTOUT | -- | -- | SHUTOUT | -- | -- |



UNIVERSITY OF NEW MEXICO

2023 BASEBALL



JEFFREY DAVID

#7

Pos: UTILITY Cl: JUNIOR Ht: 6-2 Wt: 205 B/T: R/R Exp: 1v
 2022 - NEW MEXICO - SOPHOMORE
 2021 - DALLAS BAPTIST UNIVERSITY - FRESHMAN
 2020 - DALLAS BAPTIST UNIVERSITY - FRESHMAN (COVID)
 HOMETOWN: GEORGETOWN, TEXAS - HIGH SCHOOL: GEORGETOWN ('19)

2022
Mountain West
2nd-Team
All-Conference

CAREER STATISTICS

DAVID, Jeffrey

| Year | avg | op-gs | ab | r | h | 2b | 3b | hr | rbi | tb | slg% | bb | hbp | so | gdp | ob% | sf | sh | sb-alt | po | a | e | fld% |
|-------|------|--------|-----|----|-----|----|----|----|-----|-----|------|----|-----|----|-----|------|----|----|--------|-----|----|---|------|
| 2020* | .351 | 15-15 | 57 | 10 | 20 | 4 | 0 | 2 | 15 | 30 | .526 | 1 | 1 | 12 | 0 | .367 | 1 | 0 | 2-2 | 26 | 27 | 1 | .981 |
| 2021* | .170 | 39-16 | 47 | 8 | 8 | 1 | 1 | 0 | 2 | 11 | .234 | 9 | 2 | 19 | 1 | .328 | 0 | 2 | 4-4 | 39 | 0 | 2 | .951 |
| 2022 | .316 | 52-51 | 209 | 40 | 66 | 14 | 4 | 4 | 37 | 100 | .478 | 19 | 4 | 43 | 1 | .384 | 0 | 0 | 5-7 | 122 | 6 | 4 | .970 |
| 2023 | .308 | 12-12 | 52 | 10 | 16 | 3 | 3 | 1 | 18 | 28 | .538 | 5 | 1 | 9 | 1 | .367 | 2 | 0 | 2-2 | 24 | 14 | 2 | .950 |
| TOTAL | .314 | 64-63 | 261 | 50 | 82 | 17 | 7 | 5 | 55 | 128 | .490 | 24 | 5 | 52 | 2 | .380 | 2 | 0 | 7-9 | 146 | 20 | 6 | .965 |
| All* | .301 | 118-94 | 365 | 68 | 110 | 22 | 8 | 7 | 72 | 169 | .463 | 34 | 8 | 83 | 3 | .371 | 3 | 2 | 13-15 | 211 | 47 | 9 | .966 |

* Statistics from prior team/school

2023 GAME-BY-GAME STATISTICS

#7 DAVID, Jeffrey - 12 games (All games)

| Date | Opponent | Pos | AB | R | H | RBI | 2B | 3B | HR | BB | SB | CS | HBP | SAC | SF | GDP | K | PO | A | E | Avg | |
|-----------|---------------------|--------|----|----|----|-----|----|----|----|----|----|----|-----|-----|----|-----|---|----|----|---|-----|------|
| 2/17/2023 | vs Oregon State | *of | 6 | 0 | 1 | 2 | 0 | 0 | 0 | 0 | 0 | 0 | 0 | 0 | 0 | 0 | 0 | 1 | 3 | 0 | 0 | .167 |
| 2/18/2023 | vs UC Santa Barbara | *2b/of | 3 | 1 | 0 | 0 | 0 | 0 | 0 | 1 | 0 | 0 | 0 | 0 | 0 | 0 | 0 | 1 | 2 | 2 | 0 | .111 |
| 2/19/2023 | vs Oregon State | *2b | 3 | 1 | 2 | 3 | 0 | 0 | 1 | 0 | 0 | 0 | 0 | 0 | 0 | 0 | 1 | 0 | 0 | 1 | 4 | .250 |
| 2/20/2023 | vs Minnesota | *of/of | 5 | 0 | 3 | 0 | 0 | 0 | 0 | 1 | 0 | 0 | 0 | 0 | 0 | 0 | 0 | 1 | 6 | 1 | 0 | .353 |
| 2/24/2023 | NORTHERN COLORA | *of/of | 7 | 3 | 5 | 6 | 1 | 1 | 0 | 0 | 0 | 0 | 0 | 0 | 0 | 0 | 0 | 1 | 3 | 0 | 0 | .458 |
| 2/25/2023 | NORTHERN COLORA | *2b | 3 | 1 | 0 | 0 | 0 | 0 | 0 | 2 | 1 | 0 | 0 | 0 | 0 | 0 | 0 | 2 | 1 | 1 | 0 | .407 |
| 2/25/2023 | NORTHERN COLORA | *of | 3 | 2 | 1 | 3 | 0 | 1 | 0 | 0 | 0 | 0 | 0 | 1 | 0 | 0 | 0 | 0 | 1 | 0 | 0 | .400 |
| 3/3/2023 | ST. BONAVENTURE | *of/of | 5 | 0 | 1 | 1 | 1 | 0 | 0 | 0 | 0 | 0 | 0 | 0 | 0 | 0 | 0 | 1 | 0 | 0 | 0 | .371 |
| 3/4/2023 | ST. BONAVENTURE-1 | *2b | 4 | 0 | 0 | 0 | 0 | 0 | 0 | 0 | 0 | 0 | 0 | 0 | 0 | 0 | 0 | 1 | 2 | 6 | 2 | .333 |
| 3/4/2023 | ST. BONAVENTURE-2 | *of/of | 4 | 0 | 0 | 1 | 0 | 0 | 0 | 0 | 0 | 0 | 0 | 0 | 0 | 0 | 1 | 0 | 0 | 2 | 0 | .302 |
| 3/5/2023 | ST. BONAVENTURE | *of/of | 4 | 2 | 2 | 1 | 1 | 1 | 0 | 0 | 0 | 0 | 0 | 0 | 0 | 0 | 0 | 1 | 0 | 2 | 0 | .319 |
| 3/7/2023 | at Texas Tech | *of | 5 | 0 | 1 | 1 | 0 | 0 | 0 | 0 | 0 | 0 | 0 | 0 | 0 | 0 | 0 | 1 | 1 | 0 | 0 | .308 |
| Totals | | 12gs | 52 | 10 | 16 | 18 | 3 | 3 | 1 | 5 | 2 | 0 | 1 | 0 | 2 | 1 | 9 | 24 | 14 | 2 | | .308 |

CAREER SINGLE-GAME BESTS

| STAT | NEW MEXICO | | OVERALL | |
|------|------------|---------|---------|---------|
| | AMT. | DATE | AMT. | DATE |
| AB | 7 | 2/24/23 | 7 | 2/24/23 |
| R | 3 (3) | 2/24/23 | 3 (4) | 2/24/23 |
| H | 5 (2) | 2/24/23 | 5 (2) | 2/24/23 |
| RBI | 6 | 2/24/23 | 6 | 2/24/23 |
| 2B | 2 (2) | 3/27/22 | 2 (2) | 3/27/22 |
| 3B | 1 (7) | 3/5/23 | 1 (8) | 3/5/23 |
| HR | 1 (5) | 2/19/23 | 1 (7) | 2/19/23 |
| BB | 3 | 2/25/22 | 3 | 2/25/22 |
| SB | 1 (7) | 2/25/23 | 1 (13) | 2/25/23 |
| PO | 7 (2) | 5/20/22 | 7 (2) | 5/20/22 |
| A | 6 | 3/4/23 | 6 | 3/4/23 |

*Date of last occurrence if (multiple)

2023 SEASON SINGLE-GAME BESTS

| STAT | AMT. | DATE | OPPONENT |
|------|-------|---------|-----------------|
| AB | 7 | 2/24/23 | Northern Colo. |
| R | 3 | 2/24/23 | Northern Colo. |
| H | 5 | 2/24/23 | Northern Colo. |
| RBI | 6 | 2/24/23 | Northern Colo. |
| 2B | 1 (3) | 3/5/23 | St. Bonaventure |
| 3B | 1 (3) | 3/5/23 | St. Bonaventure |
| HR | 1 | 2/19/23 | Oregon State |
| BB | 2 | 2/25/23 | Northern Colo. |
| SB | 1 (2) | 2/25/23 | Northern Colo. |
| PO | 6 | 2/20/23 | Minnesota |
| A | 6 | 3/4/23 | St. Bonaventure |

*Date of last occurrence if multiple

2023 SEASON HIGHLIGHTS

-Had a career-high six assists on March 4 against St. Bonaventure.
 -Had career-highs of 7 AB, 5 H, 6 RBIs on Feb. 24 against Northern Colorado, coming a home run shy of hitting for the cycle.
 -Hit first home run of the year on Feb. 19 against Oregon State.

CAREER FIRSTS

| NEW MEXICO | | | OVERALL | | |
|-------------|---------|--------------|-------------|---------|--------------------|
| STAT | DATE | OPPONENT | STAT | DATE | OPPONENT |
| GAME | 2/18/22 | Oregon State | GAME | 2/15/20 | South Dakota State |
| START | 2/18/22 | Oregon State | START | 2/15/20 | South Dakota State |
| AT-BAT | 2/18/22 | Oregon State | AT-BAT | 2/15/20 | South Dakota State |
| RUN | 2/18/22 | Gonzaga | RUN | 2/15/20 | South Dakota State |
| HIT | 2/18/22 | Oregon State | HIT | 2/15/20 | South Dakota State |
| DOUBLE | 2/18/22 | Gonzaga | DOUBLE | 2/23/20 | North Carolina |
| TRIPLE | 3/27/22 | Air Force | TRIPLE | 4/18/21 | Air Force |
| HOME RUN | 2/20/22 | Oregon State | HOME RUN | 2/16/20 | South Dakota State |
| RBI | 2/19/22 | Gonzaga | RBI | 2/15/20 | South Dakota State |
| STOLEN BASE | 2/19/22 | Gonzaga | STOLEN BASE | 2/28/20 | Arkansas State |
| WALK OFF | 4/19/22 | Texas Tech | WALK OFF | 4/19/22 | Texas Tech |



UNIVERSITY OF NEW MEXICO

2023 BASEBALL



KONNER KINKADE

#8

Pos: INFIELDER Cl: JUNIOR Ht: 5-10 Wt: 190 B/T: R/R Exp: TR
 2022 - ORANGE COAST COLLEGE - SOPHOMORE
 2021 - CAL STATE BAKERSFIELD - FRESHMAN
 2020 - CAL STATE BAKERSFIELD - FRESHMAN (COVID)
 HOMETOWN: PULLMAN, WASH. - HIGH SCHOOL: PULLMAN ('19)

PRONUNCIATION
kin-KADE

CAREER STATISTICS

KINKADE, Konner

| Year | avg | gp-gs | ab | r | h | 2b | 3b | hr | rbi | tb | slg% | bb | hbp | so | gdp | ob% | sf | sh | sb-alt | po | a | e | fld% |
|-------|------|-------|-----|----|----|----|----|----|-----|----|------|----|-----|----|-----|------|----|----|--------|-----|----|---|-------|
| 2020* | .000 | 2-1 | 6 | 0 | 0 | 0 | 0 | 0 | 0 | 0 | .000 | 0 | 2 | 0 | 0 | .000 | 0 | 0 | 0-0 | 1 | 1 | 1 | .667 |
| 2021* | .227 | 15-2 | 22 | 4 | 5 | 1 | 0 | 0 | 2 | 6 | .273 | 3 | 2 | 5 | 0 | .370 | 0 | 0 | 0-0 | 2 | 0 | 0 | 1.000 |
| 2022* | .283 | 30-30 | 99 | 17 | 28 | 9 | 2 | 0 | 9 | 41 | .414 | 10 | 2 | 16 | 2 | .354 | 2 | 1 | 0-3 | 107 | 36 | 3 | .979 |
| 2023 | .455 | 10-0 | 11 | 3 | 5 | 2 | 0 | 0 | 1 | 7 | .636 | 4 | 0 | 1 | 0 | .600 | 0 | 0 | 0-0 | 6 | 6 | 1 | .923 |
| TOTAL | .455 | 10-0 | 11 | 3 | 5 | 2 | 0 | 0 | 1 | 7 | .636 | 4 | 0 | 1 | 0 | .600 | 0 | 0 | 0-0 | 6 | 6 | 1 | .923 |
| All* | .275 | 57-33 | 138 | 24 | 38 | 12 | 2 | 0 | 12 | 54 | .391 | 17 | 4 | 24 | 2 | .366 | 2 | 1 | 0-3 | 116 | 43 | 5 | .970 |

* Statistics from prior team/school

2023 GAME-BY-GAME STATISTICS

#8 KINKADE, Konner - 10 games (All games)

| Date | Opponent | Pos | AB | R | H | RBI | 2B | 3B | HR | BB | SB | CS | HBP | SAC | SF | GDP | K | PO | A | E | Avg | |
|-----------|-------------------|-------|----|---|---|-----|----|----|----|----|----|----|-----|-----|----|-----|---|----|---|---|-----|------|
| 2/19/2023 | vs Oregon State | ph | 1 | 0 | 0 | 0 | 0 | 0 | 0 | 0 | 0 | 0 | 0 | 0 | 0 | 0 | 0 | 1 | 0 | 0 | 0 | .000 |
| 2/20/2023 | vs Minnesota | pr/2b | 1 | 0 | 0 | 0 | 0 | 0 | 0 | 0 | 0 | 0 | 0 | 0 | 0 | 0 | 0 | 0 | 1 | 0 | 0 | .000 |
| 2/24/2023 | NORTHERN COLORA | ph/2b | 2 | 2 | 2 | 1 | 1 | 0 | 0 | 1 | 0 | 0 | 0 | 0 | 0 | 0 | 0 | 0 | 0 | 1 | 0 | .500 |
| 2/25/2023 | NORTHERN COLORA | ph/dh | 1 | 0 | 0 | 0 | 0 | 0 | 0 | 1 | 0 | 0 | 0 | 0 | 0 | 0 | 0 | 0 | 0 | 0 | 0 | .400 |
| 2/25/2023 | NORTHERN COLORA | 2b/of | 2 | 0 | 2 | 0 | 1 | 0 | 0 | 0 | 0 | 0 | 0 | 0 | 0 | 0 | 0 | 0 | 3 | 1 | 0 | .571 |
| 3/3/2023 | ST. BONAVENTURE | ph/2b | 0 | 0 | 0 | 0 | 0 | 0 | 0 | 1 | 0 | 0 | 0 | 0 | 0 | 0 | 0 | 0 | 0 | 0 | 0 | .571 |
| 3/4/2023 | ST. BONAVENTURE-1 | ph/of | 0 | 1 | 0 | 0 | 0 | 0 | 0 | 1 | 0 | 0 | 0 | 0 | 0 | 0 | 0 | 0 | 0 | 0 | 0 | .571 |
| 3/4/2023 | ST. BONAVENTURE-2 | ph/2b | 1 | 0 | 0 | 0 | 0 | 0 | 0 | 0 | 0 | 0 | 0 | 0 | 0 | 0 | 0 | 0 | 2 | 1 | 0 | .500 |
| 3/5/2023 | ST. BONAVENTURE | 2b | 1 | 0 | 1 | 0 | 0 | 0 | 0 | 0 | 0 | 0 | 0 | 0 | 0 | 0 | 0 | 1 | 1 | 0 | 0 | .556 |
| 3/7/2023 | at Texas Tech | 2b | 2 | 0 | 0 | 0 | 0 | 0 | 0 | 0 | 0 | 0 | 0 | 0 | 0 | 0 | 0 | 1 | 1 | 0 | 0 | .455 |
| Totals | | 0gs | 11 | 3 | 5 | 1 | 2 | 0 | 0 | 4 | 0 | 0 | 0 | 0 | 0 | 0 | 0 | 6 | 6 | 1 | 0 | .455 |

CAREER SINGLE-GAME BESTS

| STAT | NEW MEXICO | | OVERALL | |
|------|------------|---------|---------|---------|
| | AMT. | DATE | AMT. | DATE |
| AB | 2 (3) | 3/7/23 | 5 (4) | 2/25/22 |
| R | 2 | 2/24/23 | 3 | 4/26/22 |
| H | 2 (2) | 2/25/23 | 2 (11) | 2/25/23 |
| RBI | 1 | 2/24/23 | 2 | 4/23/22 |
| 2B | 1 (2) | 2/25/23 | 1 (12) | 2/25/23 |
| 3B | 0 | -- | 1 (2) | 4/8/22 |
| HR | 0 | -- | 0 | -- |
| BB | 1 (4) | 3/4/23 | 2 (2) | 4/13/22 |
| SB | 0 | -- | 0 | -- |
| PO | 3 | 2/25/23 | 10 (2) | 4/8/22 |
| A | 2 | 3/4/23 | 6 | 2/15/22 |

*Date of last occurrence if (multiple)

2023 SEASON SINGLE-GAME BESTS

| STAT | AMT. | DATE | OPPONENT |
|------|-------|---------|-----------------|
| AB | 2 (3) | 3/7/23 | Texas Tech |
| R | 2 | 2/24/23 | Northern Colo. |
| H | 2 (2) | 2/25/23 | Northern Colo. |
| RBI | 1 | 2/24/23 | Northern Colo. |
| 2B | 1 (2) | 2/25/23 | Northern Colo. |
| 3B | 0 | -- | -- |
| HR | 0 | -- | -- |
| BB | 1 (4) | 3/4/23 | St. Bonaventure |
| SB | 0 | -- | -- |
| PO | 3 | 2/25/23 | Northern Colo. |
| A | 2 | 3/4/23 | St. Bonaventure |

*Date of last occurrence if multiple

2023 SEASON HIGHLIGHTS

-Had first hit, RBI, and double in a Lobo uniform on Feb. 24 against Northern Colorado.
 -Made Lobo debut on Feb. 19 against Oregon State.

CAREER FIRSTS

| NEW MEXICO | | | OVERALL | | |
|-------------|---------|-------------------|-------------|---------|-----------------------|
| STAT | DATE | OPPONENT | STAT | DATE | OPPONENT |
| GAME START | 2/19/23 | Oregon State | GAME START | 3/2/20 | Holy Cross |
| AT-BAT | 2/19/23 | Oregon State | AT-BAT | 3/7/20 | Santa Clara |
| RUN | 2/24/23 | Northern Colorado | RUN | 3/2/20 | Holy Cross |
| HIT | 2/24/23 | Northern Colorado | HIT | 2/27/21 | Fresno State |
| DOUBLE | 2/24/23 | Northern Colorado | DOUBLE | 2/28/21 | Fresno State |
| TRIPLE | -- | -- | TRIPLE | 5/30/21 | UCSB |
| HOME RUN | -- | -- | HOME RUN | 2/10/22 | Southwestern |
| RBI | 2/24/23 | Northern Colorado | RBI | 2/28/21 | Fresno State |
| STOLEN BASE | -- | -- | STOLEN BASE | -- | -- |
| WALK OFF | -- | -- | WALK OFF | 2/25/22 | Sacramento City Coll. |



UNIVERSITY OF NEW MEXICO

2023 BASEBALL



TRENT DEWYER

#9

Pos: PITCHER Cl: SENIOR Ht: 5-10 Wt: 180 B/T: R/R Exp: TR

2022 - KANSAS WESLEYAN UNIVERSITY - JUNIOR

2021 - KANSAS WESLEYAN UNIVERSITY - SOPHOMORE

2020 - LUNA COMMUNITY COLLEGE - SOPHOMORE (COVID)

2019 - LUNA COMMUNITY COLLEGE - FRESHMAN

HOMETOWN: ALBUQUERQUE, N.M. - HIGH SCHOOL: ATRISCO HERITAGE ('18)

PRONUNCIATION
DOO-yur

CAREER STATISTICS

DEWYER, Trent

| Year | avg | gp-gs | ab | r | h | 2b | 3b | hr | rbi | tb | slg% | bb | hbp | so | gdp | ob% | sf | sh | sb-at | po | a | e | fld% |
|-------|------|-------|----|---|---|----|----|----|-----|----|------|----|-----|----|-----|------|----|----|-------|----|----|---|-------|
| 2019* | .000 | 4-0 | 4 | 0 | 0 | 0 | 0 | 0 | 1 | 0 | .000 | 2 | 0 | 3 | 0 | .333 | 0 | 0 | 0-0 | 3 | 0 | 0 | 1.000 |
| 2021* | .000 | 11-11 | 0 | 0 | 0 | 0 | 0 | 0 | 0 | 0 | .000 | 0 | 0 | 0 | 0 | .000 | 0 | 0 | 0-0 | 2 | 8 | 0 | 1.000 |
| 2022* | .000 | 17-17 | 0 | 0 | 0 | 0 | 0 | 0 | 0 | 0 | .000 | 0 | 0 | 0 | 0 | .000 | 0 | 0 | 0-0 | 5 | 12 | 1 | .944 |
| 2023 | .000 | 1-0 | 0 | 0 | 0 | 0 | 0 | 0 | 0 | 0 | .000 | 0 | 0 | 0 | 0 | .000 | 0 | 0 | 0-0 | 0 | 0 | 0 | .000 |
| TOTAL | .000 | 1-0 | 0 | 0 | 0 | 0 | 0 | 0 | 0 | 0 | .000 | 0 | 0 | 0 | 0 | .000 | 0 | 0 | 0-0 | 0 | 0 | 0 | .000 |
| All* | .000 | 33-28 | 4 | 0 | 0 | 0 | 0 | 0 | 1 | 0 | .000 | 2 | 0 | 3 | 0 | .333 | 0 | 0 | 0-0 | 10 | 20 | 1 | .968 |

| Year | era | w-l | app | gs | cq | sho | sv | ip | h | r | er | bb | so | 2b | 3b | hr | bf | bavq | wp | hbp | bk | sfa | sha |
|-------|-------|-------|-----|----|----|-----|----|-------|-----|-----|----|----|-----|----|----|----|-----|--------|----|-----|----|-----|-----|
| 2019* | 40.50 | 0-0 | 1 | 0 | 0 | 0/0 | 0 | 0.2 | 3 | 3 | 3 | 2 | 0 | 0 | 0 | 0 | 7 | 99,000 | 0 | 0 | 0 | 0 | 0 |
| 2021* | 3.53 | 4-4 | 11 | 11 | 0 | 0/0 | 0 | 63.2 | 61 | 35 | 25 | 31 | 62 | 0 | 0 | 4 | 294 | 99,000 | 8 | 9 | 0 | 0 | 0 |
| 2022* | 4.64 | 6-7 | 17 | 17 | 0 | 0/0 | 0 | 95.0 | 85 | 62 | 49 | 43 | 109 | 0 | 0 | 14 | 428 | 99,000 | 10 | 15 | 1 | 0 | 0 |
| 2023 | 0.00 | 0-0 | 1 | 0 | 0 | 0/0 | 0 | 1.2 | 1 | 0 | 0 | 0 | 0 | 0 | 0 | 0 | 5 | 200 | 0 | 0 | 0 | 0 | 0 |
| TOTAL | 0.00 | 0-0 | 1 | 0 | 0 | 0/0 | 0 | 1.2 | 1 | 0 | 0 | 0 | 0 | 0 | 0 | 0 | 5 | 200 | 0 | 0 | 0 | 0 | 0 |
| All* | 4.30 | 10-11 | 30 | 28 | 0 | 0/0 | 0 | 161.0 | 150 | 100 | 77 | 76 | 171 | 0 | 0 | 18 | 734 | 30,000 | 18 | 24 | 1 | 0 | 0 |

* Statistics from prior team/school

2023 GAME-BY-GAME STATISTICS

#9 DEWYER, Trent - 1 appearance (All games)

| Date | Opponent | GS | IP | H | R | ER | BB | SO | 2B | 3B | HR | WP | BK | HBP | IBB | Score | W-L | Sv | ERA | NP |
|----------|-------------------|----|-----|---|---|----|----|----|----|----|----|----|----|-----|-----|-------|-----|----|------|----|
| 3/4/2023 | ST. BONAVENTURE-1 | | 1.2 | 1 | 0 | 0 | 0 | 0 | 0 | 0 | 0 | 0 | 0 | 0 | 0 | 8-17 | 0-0 | 0 | 0.00 | 17 |
| Totals | | 0 | 1.2 | 1 | 0 | 0 | 0 | 0 | 0 | 0 | 0 | 0 | 0 | 0 | 0 | 8-17 | 0-0 | 0 | 0.00 | - |

CAREER SINGLE-GAME BESTS

| STAT | NEW MEXICO | | OVERALL | |
|---------|------------|--------|---------|------|
| | AMT. | DATE | AMT. | DATE |
| IP | 1.2 | 3/4/23 | N/A | -- |
| SO | 0 | -- | N/A | -- |
| ERA | 0 | -- | N/A | -- |
| PITCHES | 17 | 3/4/23 | N/A | -- |
| PO | 0 | -- | N/A | -- |
| A | 0 | -- | N/A | -- |

*Date of last occurrence if (multiple)

*Minimum 2.0 IP to qualify for ERA

2023 SEASON SINGLE-GAME BESTS

| STAT | AMT. | DATE | OPPONENT |
|---------|------|--------|-----------------|
| IP | 1.2 | 3/4/23 | St. Bonaventure |
| SO | 0 | -- | -- |
| ERA | 0.00 | 3/4/23 | St. Bonaventure |
| PITCHES | 17 | 3/4/23 | St. Bonaventure |
| PO | 0 | -- | -- |
| A | 0 | -- | -- |

*Date of last occurrence if multiple

2023 SEASON HIGHLIGHTS

-Made Lobo debut with 1 2/3 shutout innings against St. Bonaventure on March 4.

CAREER FIRSTS

NEW MEXICO

| STAT | DATE | OPPONENT |
|-----------|--------|-----------------|
| GAME | 3/4/23 | St. Bonaventure |
| START | -- | -- |
| WIN | -- | -- |
| LOSS | -- | -- |
| SAVE | -- | -- |
| STRIKEOUT | -- | -- |
| CG | -- | -- |
| SHUTOUT | -- | -- |



UNIVERSITY OF NEW MEXICO

2023 BASEBALL



RILEY EGLOFF

#10

Pos: PITCHER Cl: SENIOR Ht: 6-5 Wt: 215 B/T: R/R Exp: 2v

2022 - NEW MEXICO - JUNIOR

2021 - NEW MEXICO - SOPHOMORE

2020 - YAVAPAI COLLEGE - SOPHOMORE (COVID)

2019 - YAVAPAI COLLEGE - FRESHMAN

HOMETOWN: LITTLETON, COLO. - HIGH SCHOOL: HERITAGE ('18)

PRONUNCIATION
EGG-loff

CAREER STATISTICS

| EGLOFF, Riley | | | | | | | | | | | | | | | | | | | | | | | | |
|---------------|------|-------|----|---|---|----|----|----|-----|----|------|----|-----|----|-----|------|----|----|--------|----|----|----|------|-------|
| Year | avg | gp-gs | ab | r | h | 2b | 3b | hr | rbi | tb | slg% | bb | hbp | so | gdp | ob% | sf | sh | sb-atl | po | a | e | fld% | |
| 2019* | .000 | 23-3 | 0 | 0 | 0 | 0 | 0 | 0 | 0 | 0 | .000 | 0 | 0 | 0 | 0 | .000 | 0 | 0 | 0 | 0 | 0 | 8 | 3 | .727 |
| 2020* | .000 | 7-6 | 0 | 0 | 0 | 0 | 0 | 0 | 0 | 0 | .000 | 0 | 0 | 0 | 0 | .000 | 0 | 0 | 0 | 0 | 3 | 4 | 2 | .778 |
| 2021 | .000 | 0-0 | 0 | 0 | 0 | 0 | 0 | 0 | 0 | 0 | .000 | 0 | 0 | 0 | 0 | .000 | 0 | 0 | 0 | 0 | 4 | 4 | 0 | 1.000 |
| 2022 | .000 | 15-9 | 0 | 0 | 0 | 0 | 0 | 0 | 0 | 0 | .000 | 0 | 0 | 0 | 0 | .000 | 0 | 0 | 0 | 0 | 2 | 2 | 0 | 1.000 |
| 2023 | .000 | 3-3 | 0 | 0 | 0 | 0 | 0 | 0 | 0 | 0 | .000 | 0 | 0 | 0 | 0 | .000 | 0 | 0 | 0 | 0 | 2 | 3 | 0 | 1.000 |
| TOTAL | .000 | 18-12 | 0 | 0 | 0 | 0 | 0 | 0 | 0 | 0 | .000 | 0 | 0 | 0 | 0 | .000 | 0 | 0 | 0 | 0 | 8 | 9 | 0 | 1.000 |
| All* | .000 | 48-21 | 0 | 0 | 0 | 0 | 0 | 0 | 0 | 0 | .000 | 0 | 0 | 0 | 0 | .000 | 0 | 0 | 0 | 0 | 11 | 21 | 5 | .865 |

| Year | era | w-l | app | gs | cq | sho | sv | ip | h | r | er | bb | so | 2b | 3b | hr | bf | bavg | wp | hbp | bk | sfa | sha |
|-------|------|-------|-----|----|----|-----|----|-------|-----|-----|-----|----|-----|----|----|----|-----|--------|----|-----|----|-----|-----|
| 2019* | 2.40 | 3-3 | 23 | 3 | 1 | 1/0 | 4 | 48.2 | 49 | 28 | 13 | 17 | 36 | 0 | 0 | 2 | 0 | 99.000 | 2 | 4 | 0 | 0 | 0 |
| 2020* | 2.18 | 3-2 | 7 | 6 | 1 | 0/0 | 0 | 33.0 | 35 | 23 | 8 | 8 | 37 | 0 | 0 | 3 | 0 | 99.000 | 0 | 1 | 0 | 0 | 0 |
| 2021 | 9.00 | 1-2 | 15 | 2 | 0 | 0/0 | 0 | 34.0 | 58 | 35 | 34 | 10 | 31 | 11 | 6 | 5 | 167 | .384 | 1 | 2 | 0 | 4 | 0 |
| 2022 | 6.90 | 6-5 | 15 | 9 | 0 | 0/2 | 0 | 61.1 | 92 | 57 | 47 | 18 | 52 | 18 | 1 | 9 | 302 | .339 | 5 | 6 | 1 | 4 | 3 |
| 2023 | 2.65 | 3-0 | 3 | 3 | 0 | 0/0 | 0 | 17.0 | 13 | 5 | 5 | 2 | 20 | 1 | 1 | 2 | 67 | .206 | 1 | 1 | 0 | 0 | 1 |
| TOTAL | 6.89 | 10-7 | 33 | 14 | 0 | 0/2 | 0 | 112.1 | 163 | 97 | 86 | 30 | 103 | 30 | 8 | 16 | 536 | .336 | 7 | 9 | 1 | 8 | 4 |
| All* | 4.96 | 16-12 | 63 | 23 | 2 | 1/2 | 4 | 194.0 | 247 | 148 | 107 | 55 | 176 | 30 | 8 | 21 | 536 | .509 | 9 | 14 | 1 | 8 | 4 |

* Statistics from prior team/school

2023 GAME-BY-GAME STATISTICS

#10 EGLOFF, Riley - 2 games (All games)

| Date | Opponent | Pos | AB | R | H | RBI | 2B | 3B | HR | BB | SB | CS | HBP | SAC | SF | GDP | K | PO | A | E | Avg | |
|-----------|-----------------|-----|----|---|---|-----|----|----|----|----|----|----|-----|-----|----|-----|---|----|---|---|-----|------|
| 2/24/2023 | NORTHERN COLORA | *p | 0 | 0 | 0 | 0 | 0 | 0 | 0 | 0 | 0 | 0 | 0 | 0 | 0 | 0 | 0 | 0 | 1 | 1 | 0 | .000 |
| 3/3/2023 | ST. BONAVENTURE | *p | 0 | 0 | 0 | 0 | 0 | 0 | 0 | 0 | 0 | 0 | 0 | 0 | 0 | 0 | 0 | 0 | 1 | 2 | 0 | .000 |
| Totals | | 2gs | 0 | 0 | 0 | 0 | 0 | 0 | 0 | 0 | 0 | 0 | 0 | 0 | 0 | 0 | 0 | 0 | 2 | 3 | 0 | .000 |

On base pct. .000 • Slugging pct. .000

#10 EGLOFF, Riley - 3 appearances (All games)

| Date | Opponent | GS | IP | H | R | ER | BB | SO | 2B | 3B | HR | WP | BK | HBP | IBB | Score | W-L | Sv | ERA | NP |
|-----------|-----------------|----|------|----|---|----|----|----|----|----|----|----|----|-----|-----|-------|-----|----|------|----|
| 2/17/2023 | vs Oregon State | * | 5.0 | 5 | 1 | 1 | 1 | 7 | 0 | 0 | 1 | 0 | 0 | 0 | 0 | 7-2 | 1-0 | 0 | 1.80 | 90 |
| 2/24/2023 | NORTHERN COLORA | * | 5.0 | 1 | 0 | 0 | 1 | 8 | 0 | 0 | 0 | 1 | 0 | 1 | 0 | 30-1 | 2-0 | 0 | 0.90 | 62 |
| 3/3/2023 | ST. BONAVENTURE | * | 7.0 | 7 | 4 | 4 | 0 | 5 | 1 | 1 | 1 | 0 | 0 | 0 | 0 | 14-4 | 3-0 | 0 | 2.65 | 93 |
| Totals | | 3 | 17.0 | 13 | 5 | 5 | 2 | 20 | 1 | 1 | 2 | 1 | 0 | 1 | 0 | 51-7 | 3-0 | 0 | 2.65 | - |

CAREER FIRSTS

| NEW MEXICO | | | OVERALL | | |
|------------|---------|----------------|-----------|---------|-----------------------|
| STAT | DATE | OPPONENT | STAT | DATE | OPPONENT |
| GAME | 2/20/21 | Oregon State | GAME | 2/3/19 | Central Arizona Coll. |
| START | 5/23/21 | San Jose State | START | 2/3/19 | Phoenix Coll. |
| WIN | 5/16/21 | Utah Valley | WIN | 2/9/19 | Phoenix Coll. |
| LOSS | 3/6/21 | UNLV | LOSS | 2/19/19 | Scottsdale CC |
| SAVE | -- | -- | SAVE | 3/9/19 | Pima CC |
| STRIKEOUT | 2/20/21 | Oregon State | STRIKEOUT | 2/3/19 | Central Arizona Coll. |
| CG | -- | -- | CG | 4/21/19 | Eastern Arizona Coll. |
| SHUTOUT | -- | -- | SHUTOUT | 4/27/19 | Eastern Arizona Coll. |

CAREER SINGLE-GAME BESTS

| STAT | NEW MEXICO | | OVERALL | |
|---------|------------|---------|-----------|---------|
| | AMT. | DATE | AMT. | DATE |
| IP | 8.0 | 3/18/22 | 8.0 | 3/18/22 |
| SO | 9 | 3/18/22 | 9 | 3/18/22 |
| ERA | 0.00 (5) | 2/24/23 | 0.00 (15) | 2/24/23 |
| PITCHES | 112 | 5/7/22 | 112 | 5/7/22 |
| PO | 1 (8) | 3/3/23 | 2 | 2/21/20 |
| A | 2 (2) | 3/3/23 | 2 (2) | 3/3/23 |

*Date of last occurrence if (multiple)

*Minimum 2.0 IP to qualify for ERA

2023 SEASON SINGLE-GAME BESTS

| STAT | AMT. | DATE | OPPONENT |
|---------|-------|---------|-----------------|
| IP | 7.0 | 3/3/23 | St. Bonaventure |
| SO | 8 | 2/24/23 | Northern Colo. |
| ERA | 0.00 | 2/24/23 | Northern Colo. |
| PITCHES | 93 | 3/3/23 | St. Bonaventure |
| PO | 1 (2) | 3/3/23 | St. Bonaventure |
| A | 2 | 3/3/23 | St. Bonaventure |

*Date of last occurrence if multiple

2023 SEASON HIGHLIGHTS

- Earned third consecutive win on March 3, throwing a season-high 7.0 innings against St. Bonaventure.
- Named MW Pitcher of the Week for second consecutive week, after shutting out Northern Colorado over five innings on Feb. 24.
- Named MW Pitcher of the Week after leading the Lobos to a win against No. 23 Oregon State on Feb. 17.



UNIVERSITY OF NEW MEXICO

2023 BASEBALL



SEAN STEPHENS

#11

Pos: OUTFIELDER **Cl:** JUNIOR **Ht:** 5-11 **Wt:** 190 **B/T:** R/R **Exp:** 1v
2022 - NEW MEXICO - SOPHOMORE
2021 - ODESSA COLLEGE - FRESHMAN
2020 - ODESSA COLLEGE - FRESHMAN (COVID)
HOMETOWN: FORNEY, TEXAS - **HIGH SCHOOL:** FORNEY ('19)

CAREER STATISTICS

STEPHENS, Sean

| Year | avg | op-gs | ab | r | h | 2b | 3b | hr | rbi | tb | slg% | bb | hbp | so | gdp | ob% | sf | sh | sb-att | po | a | e | fld% |
|-------|------|--------|-----|----|-----|----|----|----|-----|-----|------|----|-----|----|-----|------|----|----|--------|-----|----|----|-------|
| 2020* | .414 | 22-22 | 70 | 25 | 29 | 3 | 3 | 1 | 20 | 41 | .586 | 8 | 2 | 8 | 0 | .476 | 2 | 0 | 7-8 | 27 | 0 | 1 | .964 |
| 2021* | .349 | 42-42 | 149 | 42 | 52 | 8 | 2 | 5 | 33 | 79 | .530 | 17 | 5 | 22 | 0 | .433 | 0 | 0 | 15-18 | 82 | 43 | 8 | .940 |
| 2022 | .277 | 37-25 | 112 | 31 | 31 | 4 | 0 | 3 | 14 | 44 | .393 | 14 | 2 | 30 | 0 | .364 | 1 | 1 | 6-7 | 62 | 1 | 2 | .969 |
| 2023 | .286 | 11-0 | 14 | 1 | 4 | 0 | 1 | 0 | 2 | 6 | .429 | 0 | 0 | 4 | 0 | .286 | 0 | 0 | 0-0 | 7 | 1 | 0 | 1.000 |
| TOTAL | .278 | 48-25 | 126 | 32 | 35 | 4 | 1 | 3 | 16 | 50 | .397 | 14 | 2 | 34 | 0 | .357 | 1 | 1 | 6-7 | 69 | 2 | 2 | .973 |
| All* | .336 | 112-89 | 345 | 99 | 116 | 15 | 6 | 9 | 69 | 170 | .493 | 39 | 9 | 64 | 0 | .414 | 3 | 1 | 28-33 | 178 | 45 | 11 | .953 |

* Statistics from prior team/school

2023 GAME-BY-GAME STATISTICS

#11 STEPHENS, Sean - 11 games (All games)

| Date | Opponent | Pos | AB | R | H | RBI | 2B | 3B | HR | BB | SB | CS | HBP | SAC | SF | GDP | K | PO | A | E | Avg |
|-----------|---------------------|-------|----|---|---|-----|----|----|----|----|----|----|-----|-----|----|-----|---|----|---|---|------|
| 2/18/2023 | vs UC Santa Barbara | pr/of | 0 | 0 | 0 | 0 | 0 | 0 | 0 | 0 | 0 | 0 | 0 | 0 | 0 | 0 | 0 | 2 | 0 | 0 | .000 |
| 2/19/2023 | vs Oregon State | ph | 1 | 0 | 0 | 0 | 0 | 0 | 0 | 0 | 0 | 0 | 0 | 0 | 0 | 0 | 0 | 1 | 0 | 0 | .000 |
| 2/20/2023 | vs Minnesota | pr/of | 2 | 0 | 1 | 1 | 0 | 0 | 0 | 0 | 0 | 0 | 0 | 0 | 0 | 0 | 0 | 1 | 0 | 0 | .333 |
| 2/24/2023 | NORTHERN COLORA | ph/of | 3 | 0 | 1 | 1 | 0 | 0 | 0 | 0 | 0 | 0 | 0 | 0 | 0 | 0 | 0 | 2 | 0 | 0 | .333 |
| 2/25/2023 | NORTHERN COLORA | ph/of | 2 | 0 | 0 | 0 | 0 | 0 | 0 | 0 | 0 | 0 | 0 | 0 | 0 | 0 | 0 | 0 | 1 | 0 | .250 |
| 2/25/2023 | NORTHERN COLORA | ph/of | 1 | 0 | 0 | 0 | 0 | 0 | 0 | 0 | 0 | 0 | 0 | 0 | 0 | 0 | 0 | 0 | 0 | 0 | .222 |
| 3/3/2023 | ST. BONAVENTURE | of | 1 | 0 | 0 | 0 | 0 | 0 | 0 | 0 | 0 | 0 | 0 | 0 | 0 | 0 | 0 | 1 | 0 | 0 | .200 |
| 3/4/2023 | ST. BONAVENTURE-1 | ph/of | 2 | 0 | 0 | 0 | 0 | 0 | 0 | 0 | 0 | 0 | 0 | 0 | 0 | 0 | 0 | 1 | 1 | 0 | .167 |
| 3/4/2023 | ST. BONAVENTURE-2 | of | 1 | 1 | 1 | 0 | 0 | 1 | 0 | 0 | 0 | 0 | 0 | 0 | 0 | 0 | 0 | 0 | 0 | 0 | .231 |
| 3/5/2023 | ST. BONAVENTURE | of | 1 | 0 | 1 | 0 | 0 | 0 | 0 | 0 | 0 | 0 | 0 | 0 | 0 | 0 | 0 | 2 | 0 | 0 | .286 |
| 3/7/2023 | at Texas Tech | pr | 0 | 0 | 0 | 0 | 0 | 0 | 0 | 0 | 0 | 0 | 0 | 0 | 0 | 0 | 0 | 0 | 0 | 0 | .286 |
| Totals | | Ogs | 14 | 1 | 4 | 2 | 0 | 1 | 0 | 0 | 0 | 0 | 0 | 0 | 0 | 0 | 0 | 4 | 7 | 1 | .286 |

CAREER SINGLE-GAME BESTS

| STAT | NEW MEXICO | | OVERALL | |
|------|------------|---------|---------|---------|
| | AMT. | DATE | AMT. | DATE |
| AB | 6 (1) | 5/7/22 | 6 (4) | 5/7/22 |
| R | 5 | 5/7/22 | 5 | 5/7/22 |
| H | 5 | 5/7/22 | 5 (2) | 5/7/22 |
| RBI | 4 | 5/7/22 | 5 | 4/27/21 |
| 2B | 2 | 5/7/22 | 2 (3) | 5/7/22 |
| 3B | 1 | 3/4/23 | 1 (6) | 3/4/23 |
| HR | 1 (3) | 5/7/22 | 2 | 4/27/21 |
| BB | 2 | 4/24/22 | 3 | 4/6/21 |
| SB | 1 (6) | 5/10/22 | 2 (3) | 5/15/21 |
| PO | 5 (2) | 5/17/22 | 7 | 4/30/21 |
| A | 1 (2) | 2/25/23 | 5 | 4/9/21 |

*Date of last occurrence if (multiple)

2023 SEASON SINGLE-GAME BESTS

| STAT | AMT. | DATE | OPPONENT |
|------|-------|---------|-----------------|
| AB | 3 | 2/24/23 | Northern Colo. |
| R | 1 | 3/4/23 | St. Bonaventure |
| H | 1 (4) | 3/5/23 | St. Bonaventure |
| RBI | 1 (2) | 2/24/23 | Northern Colo. |
| 2B | 0 | -- | -- |
| 3B | 1 | 3/4/23 | St. Bonaventure |
| HR | 0 | -- | -- |
| BB | 0 | -- | -- |
| SB | 0 | -- | -- |
| PO | 2 (2) | 3/5/23 | St. Bonaventure |
| A | 1 | 2/25/23 | Northern Colo. |

*Date of last occurrence if multiple

2023 SEASON HIGHLIGHTS

-Hit first triple as a Lobo on March 4 against St. Bonaventure.
 -Delivered first-career walk-off hit on Feb. 20 in B12 against Minnesota.

CAREER FIRSTS

| NEW MEXICO | | | OVERALL | | |
|-------------|---------|------------------|-------------|---------|---------------------|
| STAT | DATE | OPPONENT | STAT | DATE | OPPONENT |
| GAME | 2/28/22 | Holy Cross | GAME | 2/1/20 | Cisco Coll. |
| START | 3/19/22 | Wichita State | START | 2/1/20 | Cisco Coll. |
| AT-BAT | 3/12/22 | Fresno State | AT-BAT | 2/1/20 | Cisco Coll. |
| RUN | 3/13/22 | Fresno State | RUN | 2/1/20 | Cisco Coll. |
| HIT | 3/12/22 | Fresno State | HIT | 2/1/20 | Cisco Coll. |
| DOUBLE | 3/29/22 | New Mexico State | DOUBLE | 2/7/20 | Murray State Coll. |
| TRIPLE | 3/4/23 | St. Bonaventure | TRIPLE | 2/22/20 | Temple Coll. |
| HOME RUN | 4/3/22 | UNLV | HOME RUN | 2/8/20 | Western Oklahoma St |
| RBI | 3/12/22 | Fresno State | RBI | 2/1/20 | Cisco Coll. |
| STOLEN BASE | 3/19/22 | Wichita State | STOLEN BASE | 2/1/20 | Cisco Coll. |
| WALK OFF | 2/20/23 | Minnesota | WALK OFF | 2/20/23 | Minnesota |



UNIVERSITY OF NEW MEXICO

2023 BASEBALL



CHASE WEISSENBORN

#12

Pos: INFIELDER Cl: JUNIOR Ht: 5-11 Wt: 185 B/T: R/R Exp: 2v

2022 - NEW MEXICO - SOPHOMORE

2021 - NEW MEXICO - FRESHMAN

HOMETOWN: ALBUQUERQUE, N.M. - HIGH SCHOOL: ALBUQUERQUE ACADEMY (*20)

PRONUNCIATION
WIZE-in-born

CAREER STATISTICS

WEISSENBORN, Chase

| Year | avg | op-gs | ab | r | h | 2b | 3b | hr | rbi | tb | slg% | bb | hbp | so | gdp | ob% | sf | sh | sb-att | po | a | e | fld% |
|-------|------|-------|-----|----|----|----|----|----|-----|----|------|----|-----|----|-----|------|----|----|--------|-----|-----|----|------|
| 2021 | .234 | 30-28 | 94 | 17 | 22 | 6 | 0 | 0 | 8 | 28 | .298 | 11 | 2 | 16 | 3 | .324 | 1 | 0 | 3-6 | 52 | 65 | 4 | .967 |
| 2022 | .277 | 43-38 | 137 | 27 | 38 | 7 | 2 | 0 | 18 | 49 | .358 | 14 | 5 | 42 | 0 | .358 | 3 | 1 | 1-1 | 52 | 128 | 12 | .938 |
| 2023 | .316 | 12-12 | 38 | 14 | 12 | 2 | 1 | 0 | 5 | 16 | .421 | 6 | 0 | 7 | 1 | .400 | 1 | 0 | 0-0 | 10 | 29 | 1 | .975 |
| TOTAL | .268 | 85-78 | 269 | 58 | 72 | 15 | 3 | 0 | 31 | 93 | .346 | 31 | 7 | 65 | 4 | .353 | 5 | 1 | 4-7 | 114 | 222 | 17 | .952 |

2023 GAME-BY-GAME STATISTICS

#12 WEISSENBORN, Chase - 12 games (All games)

| Date | Opponent | Pos | AB | R | H | RBI | 2B | 3B | HR | BB | SB | CS | HBP | SAC | SF | GDP | K | PO | A | E | Avg |
|-----------|---------------------|--------|----|----|----|-----|----|----|----|----|----|----|-----|-----|----|-----|---|----|----|---|------|
| 2/17/2023 | vs Oregon State | *ss | 5 | 0 | 0 | 0 | 0 | 0 | 0 | 0 | 0 | 0 | 0 | 0 | 0 | 0 | 1 | 0 | 1 | 0 | .000 |
| 2/18/2023 | vs UC Santa Barbara | *ss | 3 | 1 | 0 | 0 | 0 | 0 | 0 | 1 | 0 | 0 | 0 | 0 | 0 | 0 | 1 | 0 | 3 | 0 | .000 |
| 2/19/2023 | vs Oregon State | *ss | 2 | 1 | 0 | 0 | 0 | 0 | 0 | 1 | 0 | 0 | 0 | 0 | 0 | 0 | 1 | 0 | 1 | 0 | .000 |
| 2/20/2023 | vs Minnesota | *ss | 5 | 1 | 4 | 1 | 0 | 0 | 0 | 0 | 0 | 0 | 0 | 0 | 0 | 0 | 0 | 1 | 2 | 0 | .267 |
| 2/24/2023 | NORTHERN COLORA | *ss | 2 | 2 | 1 | 1 | 0 | 1 | 0 | 1 | 0 | 0 | 0 | 0 | 1 | 0 | 0 | 0 | 1 | 0 | .294 |
| 2/25/2023 | NORTHERN COLORA | *ss | 4 | 0 | 2 | 0 | 0 | 0 | 0 | 0 | 0 | 0 | 0 | 0 | 0 | 0 | 1 | 3 | 3 | 1 | .333 |
| 2/25/2023 | NORTHERN COLORA | *ss | 3 | 2 | 2 | 0 | 1 | 0 | 0 | 0 | 0 | 0 | 0 | 0 | 0 | 0 | 1 | 2 | 0 | 0 | .375 |
| 3/3/2023 | ST. BONAVENTURE | *ss | 3 | 0 | 0 | 0 | 0 | 0 | 0 | 0 | 0 | 0 | 0 | 0 | 0 | 0 | 0 | 1 | 4 | 0 | .333 |
| 3/4/2023 | ST. BONAVENTURE-1 | *ss/2b | 3 | 2 | 1 | 0 | 0 | 0 | 0 | 1 | 0 | 0 | 0 | 0 | 0 | 0 | 0 | 1 | 5 | 0 | .333 |
| 3/4/2023 | ST. BONAVENTURE-2 | *ss | 2 | 2 | 1 | 3 | 1 | 0 | 0 | 1 | 0 | 0 | 0 | 0 | 0 | 0 | 0 | 2 | 2 | 0 | .344 |
| 3/5/2023 | ST. BONAVENTURE | *ss | 2 | 2 | 1 | 0 | 0 | 0 | 0 | 1 | 0 | 0 | 0 | 0 | 0 | 0 | 1 | 0 | 2 | 0 | .353 |
| 3/7/2023 | at Texas Tech | *ss | 4 | 1 | 0 | 0 | 0 | 0 | 0 | 0 | 0 | 0 | 0 | 0 | 0 | 0 | 1 | 0 | 5 | 0 | .316 |
| Totals | | 12gs | 38 | 14 | 12 | 5 | 2 | 1 | 0 | 6 | 0 | 0 | 0 | 0 | 1 | 1 | 7 | 10 | 29 | 1 | .316 |

CAREER SINGLE-GAME BESTS

| STAT | AMT. | DATE |
|------|-------|---------|
| AB | 6 | 5/2/21 |
| R | 3 (2) | 5/7/22 |
| H | 4 | 2/20/23 |
| RBI | 3 (3) | 3/4/23 |
| 2B | 2 | 5/2/21 |
| 3B | 1 (2) | 2/24/23 |
| HR | 0 | -- |
| BB | 2 (4) | 5/7/22 |
| SB | 1 (4) | 4/30/22 |
| PO | 4 (7) | 4/23/22 |
| A | 7 (3) | 5/7/22 |

*Date of last occurrence if (multiple)

2023 SEASON SINGLE-GAME BESTS

| STAT | AMT. | DATE | OPPONENT |
|------|-------|---------|-----------------|
| AB | 5 | 2/17/23 | Oregon State |
| R | 2 (5) | 3/5/23 | St. Bonaventure |
| H | 4 | 2/20/23 | Minnesota |
| RBI | 3 | 3/4/23 | St. Bonaventure |
| 2B | 1 (2) | 3/5/23 | St. Bonaventure |
| 3B | 1 | 2/24/23 | Northern Colo. |
| HR | 0 | -- | -- |
| BB | 1 (6) | 3/5/23 | St. Bonaventure |
| SB | 0 | -- | -- |
| PO | 3 | 2/25/23 | Northern Colo. |
| A | 5 (2) | 3/7/23 | Texas TEch |

*Date of last occurrence if multiple

CAREER FIRSTS

NEW MEXICO

| STAT | DATE | OPPONENT |
|-------------|---------|--------------|
| GAME | 2/20/21 | Oregon State |
| START | 2/21/21 | Kansas State |
| AT-BAT | 2/20/21 | Oregon State |
| RUN | 2/27/21 | Air Force |
| HIT | 2/22/21 | Oregon State |
| DOUBLE | 2/27/21 | Air Force |
| TRIPLE | 3/11/22 | Fresno State |
| HOME RUN | -- | -- |
| RBI | 2/22/21 | Oregon State |
| STOLEN BASE | 2/28/21 | Air Force |
| WALK OFF | -- | -- |

2023 SEASON HIGHLIGHTS

-Matched career high with three RBIs on March 4 against St. Bonaventure.
-Had a career-high four hits on Feb. 20 against Minnesota.



UNIVERSITY OF NEW MEXICO

2023 BASEBALL



BRETT RUSSELL

#13

Pos: PITCHER Cl: JUNIOR Ht: 6-1 Wt: 200 B/T: R/R Exp: 1v
 2022 - NEW MEXICO - JUNIOR
 2021 - SEMINOLE STATE COLLEGE - FRESHMAN
 2020 - SEMINOLE STATE COLLEGE - FRESHMAN (COVID)
 HOMETOWN: WICHITA FALLS, TEXAS - HIGH SCHOOL: ENID ('19)

CAREER STATISTICS

| RUSSELL, Brett | | | | | | | | | | | | | | | | | | | | | | | |
|----------------|------|-------|----|---|---|----|----|----|-----|----|------|----|-----|----|-----|------|----|----|-------|----|----|---|------|
| Year | avg | gp-gs | ab | r | h | 2b | 3b | hr | rbi | tb | slg% | bb | hbp | so | gdp | ob% | sf | sh | sb-at | po | a | e | fld% |
| 2020* | .000 | 7-6 | 0 | 0 | 0 | 0 | 0 | 0 | 0 | 0 | .000 | 0 | 0 | 0 | 0 | .000 | 0 | 0 | 0-0 | 1 | 1 | 1 | .667 |
| 2021* | .000 | 14-11 | 0 | 0 | 0 | 0 | 0 | 0 | 0 | 0 | .000 | 0 | 0 | 0 | 0 | .000 | 0 | 0 | 0-0 | 3 | 1 | 1 | .800 |
| 2022 | .000 | 15-14 | 0 | 0 | 0 | 0 | 0 | 0 | 0 | 0 | .000 | 0 | 0 | 0 | 0 | .000 | 0 | 0 | 0-0 | 4 | 9 | 2 | .867 |
| 2023 | .000 | 2-0 | 0 | 0 | 0 | 0 | 0 | 0 | 0 | 0 | .000 | 0 | 0 | 0 | 0 | .000 | 0 | 0 | 0-0 | 0 | 0 | 0 | .000 |
| TOTAL | .000 | 17-14 | 0 | 0 | 0 | 0 | 0 | 0 | 0 | 0 | .000 | 0 | 0 | 0 | 0 | .000 | 0 | 0 | 0-0 | 4 | 9 | 2 | .867 |
| All* | .000 | 38-31 | 0 | 0 | 0 | 0 | 0 | 0 | 0 | 0 | .000 | 0 | 0 | 0 | 0 | .000 | 0 | 0 | 0-0 | 8 | 11 | 4 | .826 |

| Year | era | w-l | app | gs | cq | sho | sv | ip | h | r | er | bb | so | 2b | 3b | hr | bf | bavq | wp | hbp | bk | sfa | sha |
|-------|-------|------|-----|----|----|-----|----|-------|-----|-----|-----|----|-----|----|----|----|-----|------|----|-----|----|-----|-----|
| 2020* | 3.41 | 3-0 | 7 | 6 | 0 | 0/0 | 0 | 29.0 | 19 | 13 | 11 | 20 | 46 | 1 | 0 | 1 | 0 | .213 | 2 | 1 | 2 | 0 | 0 |
| 2021* | 6.38 | 5-5 | 14 | 11 | 0 | 0/0 | 0 | 55.0 | 50 | 59 | 39 | 34 | 77 | 0 | 0 | 7 | 0 | .287 | 6 | 8 | 1 | 0 | 0 |
| 2022 | 8.69 | 1-6 | 15 | 14 | 0 | 0/0 | 0 | 59.0 | 107 | 69 | 57 | 29 | 46 | 25 | 2 | 9 | 317 | .386 | 9 | 6 | 1 | 2 | 3 |
| 2023 | 18.00 | 0-1 | 2 | 0 | 0 | 0/0 | 0 | 3.0 | 8 | 6 | 6 | 2 | 2 | 2 | 1 | 1 | 19 | .500 | 0 | 0 | 0 | 1 | 0 |
| TOTAL | 9.15 | 1-7 | 17 | 14 | 0 | 0/0 | 0 | 62.0 | 115 | 75 | 63 | 31 | 48 | 27 | 3 | 10 | 336 | .392 | 9 | 6 | 1 | 3 | 3 |
| All* | 6.97 | 9-12 | 38 | 31 | 0 | 0/0 | 0 | 146.0 | 184 | 147 | 113 | 85 | 171 | 28 | 3 | 18 | 336 | .331 | 17 | 15 | 4 | 3 | 3 |

* Statistics from prior team/school

2023 GAME-BY-GAME STATISTICS

#13 RUSSELL, Brett - 2 appearances (All games)

| Date | Opponent | GS | IP | H | R | ER | BB | SO | 2B | 3B | HR | WP | BK | HBP | IBB | Score | W-L | Sv | ERA | NP |
|-----------|-----------------|----|-----|---|---|----|----|----|----|----|----|----|----|-----|-----|-------|-----|----|-------|----|
| 2/19/2023 | vs Oregon State | | 2.1 | 5 | 3 | 3 | 2 | 2 | 1 | 1 | 1 | 0 | 0 | 0 | 0 | 6-14 | 0-1 | 0 | 11.57 | 63 |
| 3/5/2023 | ST. BONAVENTURE | | 0.2 | 3 | 3 | 3 | 0 | 0 | 1 | 0 | 0 | 0 | 0 | 0 | 0 | 16-6 | 0-1 | 0 | 18.00 | 19 |
| Totals | | 0 | 3.0 | 8 | 6 | 6 | 2 | 2 | 2 | 1 | 1 | 0 | 0 | 0 | 0 | 22-20 | 0-1 | 0 | 18.00 | - |

CAREER SINGLE-GAME BESTS

| STAT | NEW MEXICO | | OVERALL | |
|---------|------------|---------|----------|---------|
| | AMT. | DATE | AMT. | DATE |
| IP | 6.2 | 3/5/22 | 6.2 (2) | 3/5/22 |
| SO | 8 | 3/5/22 | 13 | 3/11/21 |
| ERA | 0.00 | 3/26/22 | 0.00 (5) | 3/26/22 |
| PITCHES | 105 (2) | 5/20/22 | 105 (2) | 5/20/22 |
| PO | 3 | 3/26/22 | 3 | 3/26/22 |
| A | 2 | 5/20/22 | 2 | 5/20/22 |

*Date of last occurrence if (multiple)
 *Minimum 2.0 IP to qualify for ERA

2023 SEASON SINGLE-GAME BESTS

| STAT | AMT. | DATE | OPPONENT |
|---------|-------|---------|--------------|
| IP | 2.1 | 2/19/23 | Oregon State |
| SO | 2 | 2/19/23 | Oregon State |
| ERA | 11.57 | 2/19/23 | Oregon State |
| PITCHES | 63 | 2/19/23 | Oregon State |
| PO | 0 | -- | -- |
| A | 0 | -- | -- |

*Date of last occurrence if multiple

2023 SEASON HIGHLIGHTS

-Made season debut on Feb. 19 against Oregon State.

CAREER FIRSTS

| NEW MEXICO | | | OVERALL | | |
|------------|---------|--------------|-----------|--------|-------------------|
| STAT | DATE | OPPONENT | STAT | DATE | OPPONENT |
| GAME | 2/18/22 | Gonzaga | GAME | 2/3/20 | Oklahoma Wesleyan |
| START | 2/20/22 | Oregon State | START | 2/3/20 | Oklahoma Wesleyan |
| WIN | 3/26/22 | Air Force | WIN | 2/5/20 | Oklahoma Wesleyan |
| LOSS | 2/20/22 | Oregon State | LOSS | 2/6/21 | Grayson College |
| SAVE | -- | -- | SAVE | -- | -- |
| STRIKEOUT | 2/20/22 | Oregon State | STRIKEOUT | 2/3/20 | Oklahoma Wesleyan |
| CG | -- | -- | CG | -- | -- |
| SHUTOUT | -- | -- | SHUTOUT | -- | -- |



UNIVERSITY OF NEW MEXICO

2023 BASEBALL



AKILI CARRIS

#14

Pos: INFIELDER Cl: FRESHMAN Ht: 6-2 Wt: 185 B/T: R/R Exp: HS
 HOMETOWN: ALBUQUERQUE, N.M. - HIGH SCHOOL: LA CUEVA ('22)

PRONUNCIATION
 uh-KILL-ee CARE-iss

CAREER STATISTICS

| CARRIS, Akili | | | | | | | | | | | | | | | | | | | | | | | |
|---------------|------|-------|----|---|---|----|----|----|-----|----|------|----|-----|----|-----|------|----|----|-------|----|---|---|-------|
| Year | avg | op-gs | ab | r | h | 2b | 3b | hr | rbi | tb | slg% | bb | hbp | so | gdp | ob% | sf | sh | sb-at | po | a | e | fld% |
| 2023 | .200 | 4-0 | 5 | 2 | 1 | 0 | 0 | 0 | 0 | 1 | .200 | 0 | 1 | 2 | 0 | .333 | 0 | 0 | 0-0 | 2 | 3 | 0 | 1.000 |
| TOTAL | .200 | 4-0 | 5 | 2 | 1 | 0 | 0 | 0 | 0 | 1 | .200 | 0 | 1 | 2 | 0 | .333 | 0 | 0 | 0-0 | 2 | 3 | 0 | 1.000 |

CAREER SINGLE-GAME BESTS

| STAT | AMT. | DATE |
|------|-------|---------|
| AB | 2 | 2/24/23 |
| R | 2 | 2/24/23 |
| H | 1 | 2/24/23 |
| RBI | 0 | -- |
| 2B | 0 | -- |
| 3B | 0 | -- |
| HR | 0 | -- |
| BB | 0 | -- |
| SB | 0 | -- |
| PO | 1 (2) | 3/4/23 |
| A | 3 | 2/24/23 |

*Date of last occurrence if (multiple)

2023 GAME-BY-GAME STATISTICS

#14 CARRIS, Akili - 4 games (All games)

| Date | Opponent | Pos | AB | R | H | RBI | 2B | 3B | HR | BB | SB | CS | HBP | SAC | SF | GDP | K | PO | A | E | Avg | |
|-----------|-------------------|-------|----|---|---|-----|----|----|----|----|----|----|-----|-----|----|-----|---|----|---|---|-----|------|
| 2/24/2023 | NORTHERN COLORA | ph/2b | 2 | 2 | 1 | 0 | 0 | 0 | 0 | 0 | 0 | 0 | 0 | 0 | 0 | 0 | 0 | 1 | 0 | 0 | 0 | .500 |
| 2/25/2023 | NORTHERN COLORA | ph/2b | 1 | 0 | 0 | 0 | 0 | 0 | 0 | 0 | 0 | 0 | 0 | 0 | 0 | 0 | 0 | 0 | 0 | 0 | 0 | .333 |
| 3/4/2023 | ST. BONAVENTURE-1 | ph | 1 | 0 | 0 | 0 | 0 | 0 | 0 | 0 | 0 | 0 | 0 | 0 | 0 | 0 | 0 | 0 | 0 | 0 | 0 | .250 |
| 3/4/2023 | ST. BONAVENTURE-2 | ph/2b | 1 | 0 | 0 | 0 | 0 | 0 | 0 | 0 | 0 | 0 | 0 | 0 | 0 | 0 | 0 | 1 | 1 | 0 | 0 | .200 |
| Totals | | ogs | 5 | 2 | 1 | 0 | 0 | 0 | 0 | 0 | 0 | 0 | 0 | 0 | 0 | 0 | 0 | 2 | 2 | 3 | 0 | .200 |

2023 SEASON SINGLE-GAME BESTS

| STAT | AMT. | DATE | OPPONENT |
|------|-------|---------|-----------------|
| AB | 2 | 2/24/23 | Northern Colo. |
| R | 2 | 2/24/23 | Northern Colo. |
| H | 1 | 2/24/23 | Northern Colo. |
| RBI | 0 | -- | -- |
| 2B | 0 | -- | -- |
| 3B | 0 | -- | -- |
| HR | 0 | -- | -- |
| BB | 0 | -- | -- |
| SB | 0 | -- | -- |
| PO | 1 (2) | 3/4/23 | St. Bonaventure |
| A | 3 | 2/24/23 | Northern Colo. |

*Date of last occurrence if (multiple)

2023 SEASON HIGHLIGHTS

-Got a hit in first official collegiate at-bat on Feb. 24 against Northern Colorado.

CAREER FIRSTS

NEW MEXICO

| STAT | DATE | OPPONENT |
|-------------|---------|-------------------|
| GAME | 2/24/23 | Northern Colorado |
| START | -- | -- |
| AT-BAT | 2/24/23 | Northern Colorado |
| RUN | 2/24/23 | Northern Colorado |
| HIT | 2/24/23 | Northern Colorado |
| DOUBLE | -- | -- |
| TRIPLE | -- | -- |
| HOME RUN | -- | -- |
| RBI | -- | -- |
| STOLEN BASE | -- | -- |
| WALK OFF | -- | -- |



UNIVERSITY OF NEW MEXICO

2023 BASEBALL



BRAYDON RUNION

#15

Pos: OUTFIELDER Cl: SENIOR Ht: 6-1 Wt: 220 B/T: R/R Exp: 1v
 2022 - NEW MEXICO - JUNIOR
 2021 - TEXAS TECH - SOPHOMORE
 2020 - WALTERS STATE COMMUNITY COLLEGE - SOPHOMORE (COVID)
 2019 - WALTERS STATE COMMUNITY COLLEGE - FRESHMAN
 HOMETOWN: FLORENCE, KY. - HIGH SCHOOL: COOPER ('18)

PRONUNCIATION
 RUN-yin

CAREER STATISTICS

RUNION, Braydon

| Year | avg | op-as | ab | r | h | 2b | 3b | hr | rbi | tb | slg% | bb | hbp | so | gdp | ob% | sf | sh | sb-alt | po | a | e | fld% |
|-------|------|---------|-----|-----|-----|----|----|----|-----|-----|------|----|-----|-----|-----|------|----|----|--------|-----|----|---|-------|
| 2019* | .348 | 52-52 | 158 | 51 | 55 | 12 | 1 | 11 | 44 | 102 | .646 | 28 | 13 | 44 | 3 | .480 | 1 | 0 | 8-9 | 61 | 4 | 4 | .942 |
| 2020* | .349 | 27-27 | 83 | 30 | 29 | 7 | 2 | 4 | 16 | 52 | .627 | 15 | 4 | 15 | 1 | .471 | 0 | 0 | 2-2 | 26 | 5 | 0 | 1.000 |
| 2021* | .195 | 18-11 | 41 | 10 | 8 | 3 | 0 | 1 | 4 | 14 | .341 | 6 | 2 | 16 | 2 | .327 | 0 | 0 | 0-0 | 3 | 0 | 1 | .750 |
| 2022 | .280 | 43-40 | 150 | 31 | 42 | 7 | 2 | 13 | 38 | 92 | .613 | 11 | 6 | 42 | 2 | .347 | 3 | 0 | 0-0 | 50 | 12 | 4 | .939 |
| 2023 | .467 | 12-12 | 45 | 15 | 21 | 4 | 0 | 3 | 14 | 34 | .756 | 4 | 1 | 12 | 0 | .510 | 1 | 0 | 1-1 | 12 | 2 | 0 | 1.000 |
| TOTAL | .323 | 55-52 | 195 | 46 | 63 | 11 | 2 | 16 | 52 | 126 | .646 | 15 | 7 | 54 | 2 | .385 | 4 | 0 | 1-1 | 62 | 14 | 4 | .950 |
| All* | .325 | 152-142 | 477 | 137 | 155 | 33 | 5 | 32 | 116 | 294 | .616 | 64 | 26 | 129 | 8 | .428 | 5 | 0 | 11-12 | 152 | 23 | 9 | .951 |

* Statistics from prior team/school

2023 GAME-BY-GAME STATISTICS

#15 RUNION, Braydon - 12 games (All games)

| Date | Opponent | Pos | AB | R | H | RBI | 2B | 3B | HR | BB | SB | CS | HBP | SAC | SF | GDP | K | PO | A | E | Avg |
|-----------|---------------------|------|----|----|----|-----|----|----|----|----|----|----|-----|-----|----|-----|----|----|---|---|------|
| 2/17/2023 | vs Oregon State | *of | 4 | 1 | 2 | 1 | 1 | 0 | 0 | 0 | 0 | 0 | 0 | 1 | 0 | 0 | 0 | 2 | 1 | 0 | .500 |
| 2/18/2023 | vs UC Santa Barbara | *of | 4 | 0 | 0 | 0 | 0 | 0 | 0 | 0 | 0 | 0 | 0 | 0 | 0 | 0 | 3 | 1 | 0 | 0 | .250 |
| 2/19/2023 | vs Oregon State | *of | 4 | 1 | 2 | 0 | 0 | 0 | 0 | 0 | 0 | 0 | 0 | 0 | 0 | 0 | 0 | 1 | 0 | 0 | .333 |
| 2/20/2023 | vs Minnesota | *of | 3 | 0 | 0 | 0 | 0 | 0 | 0 | 1 | 0 | 0 | 0 | 0 | 0 | 0 | 0 | 2 | 1 | 0 | .267 |
| 2/24/2023 | NORTHERN COLORA | *of | 3 | 2 | 2 | 2 | 0 | 0 | 0 | 0 | 0 | 0 | 0 | 0 | 1 | 0 | 0 | 1 | 0 | 0 | .333 |
| 2/25/2023 | NORTHERN COLORA | *of | 4 | 2 | 2 | 2 | 0 | 0 | 1 | 1 | 0 | 0 | 0 | 0 | 0 | 0 | 0 | 1 | 2 | 0 | .364 |
| 2/25/2023 | NORTHERN COLORA | *of | 4 | 2 | 3 | 2 | 0 | 0 | 1 | 0 | 0 | 0 | 0 | 0 | 0 | 0 | 0 | 1 | 0 | 0 | .423 |
| 3/3/2023 | ST. BONAVENTURE | *of | 3 | 2 | 1 | 0 | 0 | 0 | 0 | 1 | 0 | 0 | 0 | 0 | 0 | 0 | 0 | 1 | 0 | 0 | .414 |
| 3/4/2023 | ST. BONAVENTURE-1 | *of | 4 | 0 | 1 | 1 | 0 | 0 | 0 | 0 | 0 | 0 | 0 | 0 | 0 | 0 | 0 | 1 | 2 | 0 | .394 |
| 3/4/2023 | ST. BONAVENTURE-2 | *of | 4 | 3 | 4 | 5 | 2 | 0 | 1 | 0 | 0 | 0 | 0 | 0 | 0 | 0 | 0 | 0 | 1 | 0 | .459 |
| 3/5/2023 | ST. BONAVENTURE | *of | 4 | 1 | 2 | 1 | 1 | 0 | 0 | 1 | 0 | 0 | 0 | 0 | 0 | 0 | 0 | 1 | 1 | 0 | .463 |
| 3/7/2023 | at Texas Tech | *of | 4 | 1 | 2 | 0 | 0 | 0 | 0 | 1 | 0 | 0 | 0 | 0 | 0 | 0 | 2 | 0 | 1 | 0 | .467 |
| Totals | | 12gs | 45 | 15 | 21 | 14 | 4 | 0 | 3 | 4 | 1 | 0 | 1 | 0 | 1 | 0 | 12 | 12 | 2 | 0 | .467 |

CAREER SINGLE-GAME BESTS

| STAT | NEW MEXICO | | OVERALL | |
|------|------------|---------|---------|---------|
| | AMT. | DATE | AMT. | DATE |
| AB | 6 | 5/7/22 | 6 | 5/7/22 |
| R | 3 (4) | 3/4/23 | 5 | 4/24/19 |
| H | 4 (2) | 3/4/23 | 4 (5) | 3/4/23 |
| RBI | 5 (3) | 3/4/23 | 5 (3) | 3/4/23 |
| 2B | 2 | 3/4/23 | 2 | 3/4/23 |
| 3B | 1 (2) | 4/1/22 | 1 (5) | 4/1/22 |
| HR | 3 | 4/15/22 | 3 | 4/15/22 |
| BB | 2 (2) | 4/16/22 | 2 (8) | 4/16/22 |
| SB | 1 | 3/5/23 | 1 (11) | 3/5/23 |
| PO | 13 | 4/9/22 | 13 | 4/9/22 |
| A | 3 | 3/6/22 | 3 (2) | 3/6/22 |

*Date of last occurrence if (multiple)

2023 SEASON SINGLE-GAME BESTS

| STAT | AMT. | DATE | OPPONENT |
|------|-------|--------|-----------------|
| AB | 4 (9) | 3/7/23 | Texas Tech |
| R | 3 | 3/4/23 | St. Bonaventure |
| H | 4 | 3/4/23 | St. Bonaventure |
| RBI | 5 | 3/4/23 | St. Bonaventure |
| 2B | 2 | 3/4/23 | St. Bonaventure |
| 3B | 0 | -- | -- |
| HR | 1 (3) | 3/4/23 | St. Bonaventure |
| BB | 1 (4) | 3/7/23 | Texas Tech |
| SB | 1 | 3/5/23 | St. Bonaventure |
| PO | 2 (3) | 3/4/23 | St. Bonaventure |
| A | 1 (2) | 3/7/23 | Texas Tech |

*Date of last occurrence if (multiple)

2023 SEASON HIGHLIGHTS

- Stole first base as a Lobo on March 5 against St. Bonaventure.
- Matched career high with four hits and five RBIs on March 4 against St. Bonaventure, and had first-career game with two doubles.
- Hit a home run in back-to-back games on Feb. 25, giving him 31 HR in his collegiate career.
- Made season debut on Feb. 17 against Oregon State.

CAREER FIRSTS

| NEW MEXICO | | | OVERALL | | |
|-------------|---------|-----------------|-------------|---------|-------------------|
| STAT | DATE | OPPONENT | STAT | DATE | OPPONENT |
| GAME | 2/26/22 | Holy Cross | GAME | 1/26/19 | USC Salkehatchie |
| START | 2/26/22 | Holy Cross | START | 1/26/19 | USC Salkehatchie |
| AT-BAT | 2/26/22 | Holy Cross | AT-BAT | 1/26/19 | USC Salkehatchie |
| RUN | 3/4/22 | San Jose State | RUN | 1/26/19 | USC Salkehatchie |
| HIT | 2/26/22 | Holy Cross | HIT | 1/26/19 | USC Salkehatchie |
| DOUBLE | 3/23/22 | Arizona | DOUBLE | 3/7/19 | USC Union |
| TRIPLE | 3/4/22 | San Jose State | TRIPLE | 4/24/19 | Tusculum |
| HOME RUN | 3/6/22 | San Jose State | HOME RUN | 2/9/19 | Georgia Highlands |
| RBI | 2/26/22 | Holy Cross | RBI | 1/26/19 | USC Salkehatchie |
| STOLEN BASE | 3/5/23 | St. Bonaventure | STOLEN BASE | 3/7/19 | USC Union |
| WALK OFF | -- | -- | WALK OFF | -- | -- |



UNIVERSITY OF NEW MEXICO

2023 BASEBALL



JUNIOR FLORES

#16

Pos: PITCHER Cl: SOPHOMORE Ht: 5-8 Wt: 190 B/T: L/L Exp: TR
 2022 - UNIVERSITY OF HAWAII - FRESHMAN
 HOMETOWN: MARICOPA, ARIZ. - HIGH SCHOOL: MOUNTAIN POINTE ('21)

CAREER STATISTICS

FLORES, Junior

| Year | avg | op-gs | ab | r | h | 2b | 3b | hr | rbi | tb | slg% | bb | hbp | so | qdp | ob% | sf | sh | sb-att | po | a | e | fld% |
|-------|------|-------|----|---|---|----|----|----|-----|----|------|----|-----|----|-----|------|----|----|--------|----|---|---|------|
| 2022* | .000 | 9-0 | 0 | 0 | 0 | 0 | 0 | 0 | 0 | 0 | .000 | 0 | 0 | 0 | 0 | .000 | 0 | 0 | 0-0 | 0 | 0 | 0 | .000 |
| 2023 | .000 | 1-0 | 0 | 0 | 0 | 0 | 0 | 0 | 0 | 0 | .000 | 0 | 0 | 0 | 0 | .000 | 0 | 0 | 0-0 | 0 | 0 | 0 | .000 |
| TOTAL | .000 | 1-0 | 0 | 0 | 0 | 0 | 0 | 0 | 0 | 0 | .000 | 0 | 0 | 0 | 0 | .000 | 0 | 0 | 0-0 | 0 | 0 | 0 | .000 |
| All* | .000 | 10-0 | 0 | 0 | 0 | 0 | 0 | 0 | 0 | 0 | .000 | 0 | 0 | 0 | 0 | .000 | 0 | 0 | 0-0 | 0 | 0 | 0 | .000 |

| Year | era | w-l | app | gs | cq | sho | sv | ip | h | r | er | bb | so | 2b | 3b | hr | bf | bavg | wp | hbp | bk | sfa | sha |
|-------|-------|-----|-----|----|----|-----|----|-----|----|---|----|----|----|----|----|----|----|-------|----|-----|----|-----|-----|
| 2022* | 6.14 | 0-0 | 9 | 0 | 0 | 0/0 | 0 | 7.1 | 8 | 5 | 5 | 6 | 4 | 1 | 0 | 1 | 36 | .990 | 0 | 1 | 1 | 0 | 0 |
| 2023 | 81.00 | 0-0 | 1 | 0 | 0 | 0/0 | 0 | 0.1 | 4 | 3 | 3 | 1 | 0 | 0 | 0 | 1 | 6 | .800 | 0 | 0 | 0 | 0 | 0 |
| TOTAL | 81.00 | 0-0 | 10 | 0 | 0 | 0/0 | 0 | 7.2 | 12 | 8 | 8 | 7 | 4 | 1 | 0 | 2 | 42 | 2.400 | 1 | 1 | 0 | 0 | 0 |
| All* | 9.39 | 0-0 | 10 | 0 | 0 | 0/0 | 0 | 7.2 | 12 | 8 | 8 | 7 | 4 | 1 | 0 | 2 | 42 | 2.400 | 1 | 1 | 0 | 0 | 0 |

* Statistics from prior team/school

2023 GAME-BY-GAME STATISTICS

#16 FLORES, Junior - 1 appearance (All games)

| Date | Opponent | GS | IP | H | R | ER | BB | SO | 2B | 3B | HR | WP | BK | HBP | IBB | Score | W-L | Sv | ERA | NP |
|-----------|-----------------|----|-----|---|---|----|----|----|----|----|----|----|----|-----|-----|-------|-----|----|-------|----|
| 2/19/2023 | vs Oregon State | 0 | 0.1 | 4 | 3 | 3 | 1 | 0 | 0 | 0 | 1 | 0 | 0 | 0 | 0 | 6-14 | 0-0 | 0 | 81.00 | 30 |
| Totals | | 0 | 0.1 | 4 | 3 | 3 | 1 | 0 | 0 | 0 | 1 | 0 | 0 | 0 | 0 | 6-14 | 0-0 | 0 | 81.00 | 30 |

CAREER SINGLE-GAME BESTS

| STAT | NEW MEXICO | | OVERALL | |
|---------|------------|---------|---------|---------|
| | AMT. | DATE | AMT. | DATE |
| IP | 0.1 | 2/19/23 | 2.0 | 3/12/22 |
| SO | 0 | -- | 1 (4) | 5/27/22 |
| ERA | 0 | -- | 4.50 | 3/12/22 |
| PITCHES | 30 | 2/19/23 | 45 | 3/4/22 |
| PO | 0 | -- | 0 | -- |
| A | 0 | -- | 0 | -- |

*Date of last occurrence if (multiple)
 *Minimum 2.0 IP to qualify for ERA

2023 SEASON SINGLE-GAME BESTS

| STAT | AMT. | DATE | OPPONENT |
|---------|-------|---------|--------------|
| IP | 0.1 | 2/19/23 | Oregon State |
| SO | 0 | -- | -- |
| ERA | 81.00 | 2/19/23 | Oregon State |
| PITCHES | 30 | 2/19/23 | Oregon State |
| PO | 0 | -- | -- |
| A | 0 | -- | -- |

*Date of last occurrence if multiple

2023 SEASON HIGHLIGHTS

-Made Lobo debut on Feb. 19 against No. 23 Oregon State.

CAREER FIRSTS

| NEW MEXICO | | | OVERALL | | |
|------------|---------|--------------|------------|---------|-----------------|
| STAT | DATE | OPPONENT | STAT | DATE | OPPONENT |
| GAME START | 2/19/23 | Oregon State | GAME START | 2/28/22 | San Diego State |
| WIN | -- | -- | WIN | -- | -- |
| LOSS | -- | -- | LOSS | -- | -- |
| SAVE | -- | -- | SAVE | -- | -- |
| STRIKEOUT | -- | -- | STRIKEOUT | 2/28/22 | San Diego State |
| CG | -- | -- | CG | -- | -- |
| SHUTOUT | -- | -- | SHUTOUT | -- | -- |



UNIVERSITY OF NEW MEXICO

2023 BASEBALL



JAKE HOLLAND

#18

Pos: CATCHER Cl: JUNIOR Ht: 6-4 Wt: 235 B/T: R/R Exp: JC

2022 - CHIPOLA COLLEGE - SOPHOMORE

2021 - GEORGIA TECH - FRESHMAN

2020 - GEORGIA TECH - FRESHMAN (COVID)

HOMETOWN: ORLANDO, FLA. - HIGH SCHOOL: MONTVERDE ACADEMY ('19)

CAREER STATISTICS

HOLLAND, Jake

| Year | avg | qs-qs | ab | r | h | 2b | 3b | hr | rbi | tb | slg% | bb | hbp | so | gdp | ob% | sf | sh | sb-att | po | a | e | fld% |
|-------|------|-------|-----|----|----|----|----|----|-----|----|------|----|-----|----|-----|------|----|-----|--------|-----|----|-------|------|
| 2020* | .158 | 15-14 | 38 | 2 | 6 | 3 | 0 | 0 | 3 | 9 | .237 | 3 | 1 | 19 | 1 | .233 | 1 | 0 | 0-0 | 125 | 6 | 3 | .978 |
| 2021* | .158 | 15-8 | 38 | 4 | 6 | 1 | 1 | 1 | 6 | 12 | .316 | 4 | 0 | 17 | 1 | .238 | 0 | 0-0 | 47 | 4 | 2 | .962 | |
| 2022* | .221 | 32-32 | 95 | 14 | 21 | 3 | 0 | 6 | 17 | 42 | .442 | 5 | 0 | 35 | 3 | .257 | 1 | 1 | 0-0 | 201 | 2 | 5 | .976 |
| 2023 | .412 | 9-8 | 34 | 8 | 14 | 1 | 0 | 4 | 14 | 27 | .794 | 2 | 0 | 5 | 0 | .444 | 0 | 0-0 | 47 | 2 | 0 | 1.000 | |
| TOTAL | .412 | 9-8 | 34 | 8 | 14 | 1 | 0 | 4 | 14 | 27 | .794 | 2 | 0 | 5 | 0 | .444 | 0 | 0-0 | 47 | 2 | 0 | 1.000 | |
| All* | .229 | 71-62 | 205 | 28 | 47 | 8 | 1 | 11 | 40 | 90 | .439 | 14 | 1 | 76 | 5 | .279 | 2 | 1 | 0-0 | 420 | 14 | 10 | .977 |

* Statistics from prior team/school

2023 GAME-BY-GAME STATISTICS

#18 HOLLAND, Jake - 9 games (All games)

| Date | Opponent | Pos | AB | R | H | RBI | 2B | 3B | HR | BB | SB | CS | HBP | SAC | SF | GDP | K | PO | A | E | Avg |
|-----------|-------------------|-----|----|---|----|-----|----|----|----|----|----|----|-----|-----|----|-----|---|----|---|---|------|
| 2/17/2023 | vs Oregon State | *c | 5 | 2 | 3 | 0 | 0 | 0 | 0 | 0 | 1 | 13 | 0 | 0 | 0 | 0 | 0 | 8 | 1 | 0 | .444 |
| 2/19/2023 | vs Oregon State | *c | 4 | 0 | 1 | 0 | 0 | 0 | 0 | 0 | 0 | 0 | 0 | 0 | 0 | 0 | 0 | 0 | 0 | 0 | .444 |
| 2/20/2023 | vs Minnesota | ph | 0 | 0 | 0 | 0 | 0 | 0 | 0 | 1 | 0 | 0 | 0 | 0 | 0 | 0 | 0 | 0 | 0 | 0 | .444 |
| 2/24/2023 | NORTHERN COLORA | *c | 3 | 2 | 1 | 1 | 0 | 0 | 1 | 1 | 0 | 0 | 0 | 0 | 0 | 0 | 1 | 8 | 0 | 0 | .417 |
| 2/25/2023 | NORTHERN COLORA | *c | 4 | 0 | 2 | 4 | 0 | 0 | 0 | 0 | 0 | 0 | 0 | 0 | 0 | 0 | 0 | 5 | 1 | 0 | .438 |
| 3/3/2023 | ST. BONAVENTURE | *c | 5 | 2 | 3 | 5 | 0 | 0 | 2 | 0 | 0 | 0 | 0 | 0 | 0 | 0 | 0 | 6 | 0 | 0 | .476 |
| 3/4/2023 | ST. BONAVENTURE-1 | *dh | 5 | 1 | 1 | 2 | 0 | 0 | 1 | 0 | 0 | 0 | 0 | 0 | 0 | 0 | 3 | 0 | 0 | 0 | .423 |
| 3/4/2023 | ST. BONAVENTURE-2 | *c | 4 | 1 | 2 | 2 | 1 | 0 | 0 | 0 | 0 | 0 | 0 | 0 | 0 | 0 | 0 | 2 | 0 | 0 | .433 |
| 3/7/2023 | at Texas Tech | *c | 4 | 0 | 1 | 0 | 0 | 0 | 0 | 0 | 0 | 0 | 0 | 0 | 0 | 0 | 0 | 5 | 0 | 0 | .412 |
| Totals | | 8gs | 34 | 8 | 14 | 14 | 1 | 0 | 4 | 2 | 0 | 0 | 0 | 0 | 0 | 0 | 5 | 47 | 2 | 0 | .412 |

CAREER SINGLE-GAME BESTS

| STAT | NEW MEXICO | | OVERALL | |
|------|------------|---------|---------|---------|
| | AMT. | DATE | AMT. | DATE |
| AB | 5 (3) | 3/4/23 | 5 (5) | 3/4/23 |
| R | 2 (3) | 3/3/23 | 2 (4) | 3/3/23 |
| H | 3 (2) | 3/3/23 | 3 (2) | 3/3/23 |
| RBI | 5 | 3/3/23 | 5 (2) | 3/3/23 |
| 2B | 1 | 3/4/23 | 2 | 4/8/22 |
| 3B | 0 | -- | 1 | 4/20/21 |
| HR | 2 | 3/3/23 | 2 | 3/3/23 |
| BB | 1 (2) | 2/24/23 | 1 (11) | 2/24/23 |
| SB | 0 | -- | 0 | -- |
| PO | 13 | 2/17/23 | 14 | 5/6/22 |
| A | 1 (2) | 2/25/23 | 2 (2) | 2/16/20 |

*Date of last occurrence if (multiple)

2023 SEASON SINGLE-GAME BESTS

| STAT | AMT. | DATE | OPPONENT |
|------|-------|---------|-----------------|
| AB | 5 (3) | 3/4/23 | St. Bonaventure |
| R | 2 (3) | 3/3/23 | St. Bonaventure |
| H | 3 (2) | 3/3/23 | St. Bonaventure |
| RBI | 5 | 3/3/23 | St. Bonaventure |
| 2B | 1 | 3/5/23 | St. Bonaventure |
| 3B | 0 | -- | -- |
| HR | 2 | 3/3/23 | St. Bonaventure |
| BB | 1 (2) | 2/24/23 | Northern Colo. |
| SB | 0 | -- | -- |
| PO | 13 | 2/17/23 | Oregon State |
| A | 1 (2) | 2/25/23 | Northern Colo. |

*Date of last occurrence if multiple

2023 SEASON HIGHLIGHTS

- Had first-career multi-home run game w/career-high five RBIs on March 3 against St. Bonaventure.
- Had a season-high four RBIs on Feb. 25 against Northern Colorado.
- Hit first HR as a Lobo on Feb. 24 against Northern Colorado.
- Had a career-high three hits in UNM debut on Feb. 17 against Oregon State.

CAREER FIRSTS

| NEW MEXICO | | | OVERALL | | |
|-------------|---------|-------------------|-------------|---------|------------------|
| STAT | DATE | OPPONENT | STAT | DATE | OPPONENT |
| GAME | 2/17/23 | Oregon State | GAME | 2/14/20 | St. Peter's |
| START | 2/17/23 | Oregon State | START | 2/14/20 | St. Peter's |
| AT-BAT | 2/17/23 | Oregon State | AT-BAT | 2/14/20 | St. Peter's |
| RUN | 2/17/23 | Oregon State | RUN | 2/14/20 | St. Peter's |
| HIT | 2/17/23 | Oregon State | HIT | 2/14/20 | St. Peter's |
| DOUBLE | -- | -- | DOUBLE | 2/14/20 | St. Peter's |
| TRIPLE | 3/5/23 | St. Bonaventure | TRIPLE | 4/20/21 | Georgia State |
| HOME RUN | 2/24/23 | Northern Colorado | HOME RUN | 2/19/21 | Eastern Kentucky |
| RBI | 2/24/23 | Northern Colorado | RBI | 2/21/20 | Ohio State |
| STOLEN BASE | -- | -- | STOLEN BASE | -- | -- |
| WALK OFF | -- | -- | WALK OFF | -- | -- |



UNIVERSITY OF NEW MEXICO

2023 BASEBALL



JUSTIN STILL

#19

Pos: PITCHER Cl: SOPHOMORE Ht: 6-2 Wt: 200 B/T: L/L Exp: 1v
 2022 - NEW MEXICO - FRESHMAN
 HOMETOWN: CHANDLER, ARIZ. - HIGH SCHOOL: PERRY ('21)

CAREER STATISTICS

STILL, Justin

| Year | avg | op-gs | ab | r | h | 2b | 3b | hr | rbi | tb | slg% | bb | hbp | so | adp | ob% | sf | sh | sb-alt | po | a | e | fld% |
|-------|------|-------|----|---|---|----|----|----|-----|----|------|----|-----|----|-----|------|----|----|--------|----|---|---|-------|
| 2022 | .000 | 13-5 | 0 | 0 | 0 | 0 | 0 | 0 | 0 | 0 | .000 | 0 | 0 | 0 | 0 | .000 | 0 | 0 | 0-0 | 1 | 5 | 1 | .857 |
| 2023 | .000 | 2-0 | 0 | 0 | 0 | 0 | 0 | 0 | 0 | 0 | .000 | 0 | 0 | 0 | 0 | .000 | 0 | 0 | 0-0 | 0 | 2 | 0 | 1.000 |
| TOTAL | .000 | 15-5 | 0 | 0 | 0 | 0 | 0 | 0 | 0 | 0 | .000 | 0 | 0 | 0 | 0 | .000 | 0 | 0 | 0-0 | 1 | 7 | 1 | .889 |

| Year | era | w-l | app | gs | cq | sho | sv | ip | h | r | er | bb | so | 2b | 3b | hr | bf | bavg | wp | hbp | bk | sfa | sha |
|-------|-------|-----|-----|----|----|-----|----|------|----|----|----|----|----|----|----|----|-----|------|----|-----|----|-----|-----|
| 2022 | 10.20 | 1-4 | 13 | 5 | 0 | 0/0 | 0 | 30.0 | 48 | 40 | 34 | 18 | 33 | 10 | 2 | 10 | 163 | .361 | 7 | 9 | 0 | 0 | 3 |
| 2023 | 0.00 | 0-0 | 2 | 0 | 0 | 0/0 | 0 | 3.2 | 1 | 0 | 0 | 4 | 3 | 0 | 0 | 0 | 15 | .100 | 0 | 0 | 0 | 0 | 1 |
| TOTAL | 9.09 | 1-4 | 15 | 5 | 0 | 0/0 | 0 | 33.2 | 49 | 40 | 34 | 22 | 36 | 10 | 2 | 10 | 178 | .343 | 7 | 9 | 0 | 0 | 4 |

CAREER SINGLE-GAME BESTS

| STAT | AMT. | DATE |
|---------|------|---------|
| IP | 5.0 | 5/15/22 |
| SO | 6 | 5/15/22 |
| ERA | 0.00 | 2/20/23 |
| PITCHES | 100 | 5/15/22 |
| PO | 1 | 5/21/22 |
| A | 2 | 3/7/23 |

*Date of last occurrence if (multiple)
 *Minimum 2.0 IP to qualify for ERA

2023 GAME-BY-GAME STATISTICS

#19 STILL, Justin - 1 game (All games)

| Date | Opponent | Pos | AB | R | H | RBI | 2B | 3B | HR | BB | SB | CS | HBP | SAC | SF | GDP | K | PO | A | E | Avg | |
|----------|---------------|-----|----|---|---|-----|----|----|----|----|----|----|-----|-----|----|-----|---|----|---|---|-----|------|
| 3/7/2023 | at Texas Tech | p | 0 | 0 | 0 | 0 | 0 | 0 | 0 | 0 | 0 | 0 | 0 | 0 | 0 | 0 | 0 | 0 | 2 | 0 | 0 | .000 |
| Totals | | Ogs | 0 | 0 | 0 | 0 | 0 | 0 | 0 | 0 | 0 | 0 | 0 | 0 | 0 | 0 | 0 | 0 | 2 | 0 | 0 | .000 |

On base pct. .000 • Slugging pct. .000

#19 STILL, Justin - 2 appearances (All games)

| Date | Opponent | GS | IP | H | R | ER | BB | SO | 2B | 3B | HR | WP | BK | HBP | IBB | Score | W-L | Sv | ERA | NP |
|-----------|---------------|----|-----|---|---|----|----|----|----|----|----|----|----|-----|-----|-------|-----|----|------|----|
| 2/20/2023 | vs Minnesota | | 2.0 | 1 | 0 | 0 | 2 | 2 | 0 | 0 | 0 | 0 | 0 | 0 | 0 | 4-3 | 0-0 | 0 | 0.00 | 42 |
| 3/7/2023 | at Texas Tech | | 1.2 | 0 | 0 | 0 | 2 | 1 | 0 | 0 | 0 | 0 | 0 | 0 | 0 | 3-6 | 0-0 | 0 | 0.00 | 21 |
| Totals | | 0 | 3.2 | 1 | 0 | 0 | 4 | 3 | 0 | 0 | 0 | 0 | 0 | 0 | 0 | 7-9 | 0-0 | 0 | 0.00 | - |

2023 SEASON SINGLE-GAME BESTS

| STAT | AMT. | DATE | OPPONENT |
|---------|------|---------|------------|
| IP | 2.0 | 2/20/23 | Minnesota |
| SO | 2 | 2/20/23 | Minnesota |
| ERA | 0.00 | 3/5/23 | Texas Tech |
| PITCHES | 42 | 2/20/23 | Minnesota |
| PO | 0 | -- | -- |
| A | 2 | 3/7/23 | Texas Tech |

*Date of last occurrence if multiple

2023 SEASON HIGHLIGHTS

- Had a career-high two assists on March 7 at Texas Tech.
- Threw two shutout innings against Minnesota in season debut on Feb. 20.

CAREER FIRSTS

NEW MEXICO

| STAT | DATE | OPPONENT |
|-----------|---------|----------------|
| GAME | 2/20/22 | Oregon State |
| START | 4/26/22 | Grand Canyon |
| WIN | 3/19/22 | Wichita State |
| LOSS | 3/6/22 | San Jose State |
| SAVE | -- | -- |
| STRIKEOUT | 2/20/22 | Oregon State |
| CG | -- | -- |
| SHUTOUT | -- | -- |



UNIVERSITY OF NEW MEXICO

2023 BASEBALL



KAM WALTON

#20

Pos: PITCHER Cl: SOPHOMORE Ht: 6-4 Wt: 205 B/T: R/R Exp: SQ

2022 - NEW MEXICO - FRESHMAN

HOMETOWN: FORT WORTH, TEXAS - HIGH SCHOOL: CLEBURNE ('21)

CAREER STATISTICS

CAREER SINGLE-GAME BESTS

| STAT | AMT. | DATE |
|---------|------|------|
| IP | 0 | -- |
| SO | 0 | -- |
| ERA | 0 | -- |
| PITCHES | 0 | -- |
| PO | 0 | -- |
| A | 0 | -- |

*Date of last occurrence if (multiple)
*Minimum 2.0 IP to qualify for ERA

2023 GAME-BY-GAME STATISTICS

2023 SEASON SINGLE-GAME BESTS

| STAT | AMT. | DATE | OPPONENT |
|---------|------|------|----------|
| IP | 0 | -- | -- |
| SO | 0 | -- | -- |
| ERA | 0 | -- | -- |
| PITCHES | 0 | -- | -- |
| PO | 0 | -- | -- |
| A | 0 | -- | -- |

*Date of last occurrence if multiple

2023 SEASON HIGHLIGHTS

CAREER FIRSTS

NEW MEXICO

| STAT | DATE | OPPONENT |
|-----------|------|----------|
| GAME | -- | -- |
| START | -- | -- |
| WIN | -- | -- |
| LOSS | -- | -- |
| SAVE | -- | -- |
| STRIKEOUT | -- | -- |
| CG | -- | -- |
| SHUTOUT | -- | -- |



UNIVERSITY OF NEW MEXICO

2023 BASEBALL



BENJAMIN BAKER-LIVINGSTON #22

Pos: PITCHER Cl: SOPHOMORE Ht: 6-2 Wt: 185 B/T: R/R Exp: 1v
 2022 - NEW MEXICO - FRESHMAN
 HOMETOWN: RICHARDSON, TEXAS - HIGH SCHOOL: PLANO EAST SENIOR ('21)

CAREER STATISTICS

BAKER-LIVINGSTON, Ben

| Year | avg | op-gs | ab | r | h | 2b | 3b | hr | rbi | tb | slg% | bb | hbp | so | gdp | ob% | sf | sh | sb-att | po | a | e | fld% |
|-------|------|-------|----|---|---|----|----|----|-----|----|------|----|-----|----|-----|------|----|----|--------|----|---|---|-------|
| 2022 | .000 | 12-2 | 0 | 0 | 0 | 0 | 0 | 0 | 0 | 0 | .000 | 0 | 0 | 0 | 0 | .000 | 0 | 0 | 0-0 | 1 | 3 | 0 | 1.000 |
| 2023 | .000 | 3-0 | 0 | 0 | 0 | 0 | 0 | 0 | 0 | 0 | .000 | 0 | 0 | 0 | 0 | .000 | 0 | 0 | 0-0 | 0 | 0 | 0 | 1.000 |
| TOTAL | .000 | 15-2 | 0 | 0 | 0 | 0 | 0 | 0 | 0 | 0 | .000 | 0 | 0 | 0 | 0 | .000 | 0 | 0 | 0-0 | 1 | 3 | 0 | 1.000 |

| Year | era | w-l | app | gs | cq | sho | sv | ip | h | r | er | bb | so | 2b | 3b | hr | bf | bavg | wp | hbp | bk | sfa | sha |
|-------|-------|-----|-----|----|----|-----|----|------|----|----|----|----|----|----|----|----|-----|------|----|-----|----|-----|-----|
| 2022 | 10.72 | 2-1 | 12 | 2 | 0 | 0/0 | 0 | 22.2 | 41 | 27 | 27 | 11 | 18 | 6 | 5 | 1 | 120 | .394 | 8 | 3 | 0 | 2 | 0 |
| 2023 | 12.27 | 0-0 | 3 | 0 | 0 | 0/0 | 0 | 3.2 | 9 | 5 | 5 | 1 | 2 | 2 | 0 | 0 | 21 | .474 | 0 | 1 | 0 | 0 | 0 |
| TOTAL | 10.94 | 2-1 | 15 | 2 | 0 | 0/0 | 0 | 26.1 | 50 | 32 | 32 | 12 | 20 | 8 | 5 | 1 | 141 | .407 | 8 | 4 | 0 | 2 | 0 |

2023 GAME-BY-GAME STATISTICS

#22 BAKER-LIVINGSTON, Ben - 3 appearances (All games)

| Date | Opponent | GS | IP | H | R | ER | BB | SO | 2B | 3B | HR | WP | BK | HBP | IBB | Score | W-L | Sv | ERA | NP |
|-----------|-----------------|-----|-----|---|---|----|----|----|----|----|----|----|----|-----|-----|-------|-----|----|--------|----|
| 2/19/2023 | vs Oregon State | 0.0 | 3 | 4 | 4 | 1 | 0 | 2 | 2 | 0 | 0 | 0 | 0 | 0 | 0 | 6-14 | 0-0 | 0 | 999.00 | 14 |
| 2/24/2023 | NORTHERN COLORA | 3.0 | 4 | 1 | 1 | 0 | 2 | 0 | 0 | 0 | 0 | 0 | 0 | 0 | 1 | 30-1 | 0-0 | 0 | 15.00 | 34 |
| 3/5/2023 | ST. BONAVENTURE | 0.2 | 2 | 0 | 0 | 0 | 0 | 0 | 0 | 0 | 0 | 0 | 0 | 0 | 0 | 16-6 | 0-0 | 0 | 12.27 | 12 |
| Totals | | 0 | 3.2 | 9 | 5 | 5 | 1 | 2 | 2 | 0 | 0 | 0 | 0 | 0 | 1 | 52-21 | 0-0 | 0 | 12.27 | - |

CAREER FIRSTS

NEW MEXICO

| STAT | DATE | OPPONENT |
|------------|---------|------------------|
| GAME START | 2/20/22 | Oregon State |
| WIN | 5/10/22 | New Mexico State |
| LOSS | 4/30/22 | San Jose State |
| SAVE | -- | -- |
| STRIKEOUT | 4/19/22 | Texas Tech |
| CG | -- | -- |
| SHUTOUT | -- | -- |

CAREER SINGLE-GAME BESTS

| STAT | AMT. | DATE |
|---------|------|---------|
| IP | 5.0 | 5/17/22 |
| SO | 5 | 5/10/22 |
| ERA | 2.25 | 5/10/22 |
| PITCHES | 83 | 5/10/22 |
| PO | 1 | 5/21/22 |
| A | 2 | 5/21/22 |

*Date of last occurrence if (multiple)
 *Minimum 2.0 IP to qualify for ERA

2023 SEASON SINGLE-GAME BESTS

| STAT | AMT. | DATE | OPPONENT |
|---------|------|---------|-----------------|
| IP | 3.0 | 2/24/23 | Northern Colo. |
| SO | 2 | 2/24/23 | Northern Colo. |
| ERA | 0.00 | 3/5/23 | St. Bonaventure |
| PITCHES | 34 | 2/24/23 | Northern Colo. |
| PO | 0 | -- | -- |
| A | 0 | -- | -- |

*Date of last occurrence if multiple

2023 SEASON HIGHLIGHTS

-Tossed 2/3 scoreless innings on March 5 against St. Bonaventure.
 -Made season debut on Feb. 19 against Oregon State.



UNIVERSITY OF NEW MEXICO

2023 BASEBALL



JAREN JACKSON

#23

Pos: PITCHER Cl: JUNIOR Ht: 6-3 Wt: 225 B/T: L/L Exp: JC

2022 - PIMA COMMUNITY COLLEGE - SOPHOMORE

2021 - PIMA COMMUNITY COLLEGE - FRESHMAN

2020 - PIMA COMMUNITY COLLEGE - FRESHMAN (COVID)

HOMETOWN: ALBUQUERQUE, N.M. - HIGH SCHOOL: CLEVELAND ('19)

CAREER STATISTICS

JACKSON, Jaren

| Year | avg | op-gs | ab | r | h | 2b | 3b | hr | rbi | tb | slg% | bb | hbp | so | gdp | ob% | sf | sh | sb-atf | po | a | e | fld% |
|-------|------|-------|----|---|---|----|----|----|-----|----|------|----|-----|----|-----|------|----|----|--------|----|----|---|-------|
| 2020* | .000 | 5-5 | 0 | 0 | 0 | 0 | 0 | 0 | 0 | 0 | .000 | 0 | 0 | 0 | 0 | .000 | 0 | 0 | 0-0 | 1 | 1 | 1 | .667 |
| 2021* | .000 | 12-12 | 0 | 0 | 0 | 0 | 0 | 0 | 0 | 0 | .000 | 0 | 0 | 0 | 0 | .000 | 0 | 0 | 0-0 | 5 | 6 | 0 | 1.000 |
| 2022* | .000 | 13-13 | 0 | 0 | 0 | 0 | 0 | 0 | 0 | 0 | .000 | 0 | 0 | 0 | 0 | .000 | 0 | 0 | 0-0 | 5 | 3 | 0 | 1.000 |
| 2023 | .000 | 2-2 | 0 | 0 | 0 | 0 | 0 | 0 | 0 | 0 | .000 | 0 | 0 | 0 | 0 | .000 | 0 | 0 | 0-0 | 0 | 1 | 0 | 1.000 |
| TOTAL | .000 | 2-2 | 0 | 0 | 0 | 0 | 0 | 0 | 0 | 0 | .000 | 0 | 0 | 0 | 0 | .000 | 0 | 0 | 0-0 | 0 | 1 | 0 | 1.000 |
| All* | .000 | 32-32 | 0 | 0 | 0 | 0 | 0 | 0 | 0 | 0 | .000 | 0 | 0 | 0 | 0 | .000 | 0 | 0 | 0-0 | 11 | 11 | 1 | .957 |

| Year | era | w-l | app | gs | cq | sho | sv | ip | h | r | er | bb | so | 2b | 3b | hr | bf | bavg | wp | hbp | bk | sfa | sha |
|-------|------|------|-----|----|----|-----|----|-------|-----|-----|----|----|-----|----|----|----|----------|-------|----|-----|----|-----|-----|
| 2020* | 5.79 | 2-1 | 5 | 5 | 0 | 0/0 | 0 | 23.1 | 25 | 18 | 15 | 10 | 23 | 0 | 0 | 0 | 0.99.000 | 2 | 3 | 0 | 0 | 0 | 0 |
| 2021* | 6.20 | 7-2 | 12 | 12 | 0 | 0/0 | 0 | 65.1 | 76 | 55 | 45 | 22 | 67 | 0 | 0 | 5 | 0.99.000 | 4 | 2 | 0 | 0 | 0 | 0 |
| 2022* | 2.88 | 6-2 | 13 | 13 | 3 | 2/0 | 0 | 65.2 | 61 | 29 | 21 | 22 | 58 | 0 | 0 | 0 | 0.99.000 | 2 | 3 | 0 | 0 | 0 | 0 |
| 2023 | 2.45 | 1-0 | 2 | 2 | 0 | 0/0 | 0 | 11.0 | 10 | 4 | 3 | 2 | 7 | 3 | 0 | 1 | 45 | .233 | 0 | 0 | 0 | 0 | 0 |
| TOTAL | 2.45 | 1-0 | 2 | 2 | 0 | 0/0 | 0 | 11.0 | 10 | 4 | 3 | 2 | 7 | 3 | 0 | 1 | 45 | .233 | 0 | 0 | 0 | 0 | 0 |
| All* | 4.57 | 16-5 | 32 | 32 | 3 | 2/0 | 0 | 165.1 | 172 | 106 | 84 | 56 | 155 | 3 | 0 | 6 | 45 | 4.000 | 8 | 8 | 0 | 0 | 0 |

* Statistics from prior team/school

2023 GAME-BY-GAME STATISTICS

#23 JACKSON, Jaren - 1 game (All games)

| Date | Opponent | Pos | AB | R | H | RBI | 2B | 3B | HR | BB | SB | CS | HBP | SAC | SF | GDP | K | PO | A | E | Avg | |
|-----------|--------------|-----|----|---|---|-----|----|----|----|----|----|----|-----|-----|----|-----|---|----|---|---|-----|------|
| 2/20/2023 | vs Minnesota | p | 0 | 0 | 0 | 0 | 0 | 0 | 0 | 0 | 0 | 0 | 0 | 0 | 0 | 0 | 0 | 0 | 1 | 0 | 0 | .000 |
| Totals | | 1gs | 0 | 0 | 0 | 0 | 0 | 0 | 0 | 0 | 0 | 0 | 0 | 0 | 0 | 0 | 0 | 0 | 1 | 0 | 0 | .000 |

On base pct. .000 • Slugging pct. .000

#23 JACKSON, Jaren - 2 appearances (All games)

| Date | Opponent | GS | IP | H | R | ER | BB | SO | 2B | 3B | HR | WP | BK | HBP | IBB | Score | W/L | Sv | ERA | NP |
|-----------|-------------------|----|------|----|---|----|----|----|----|----|----|----|----|-----|-----|-------|-----|----|------|----|
| 2/20/2023 | vs Minnesota | * | 5.0 | 7 | 1 | 1 | 1 | 3 | 2 | 0 | 0 | 0 | 0 | 0 | 0 | 4-3 | 0-0 | 0 | 1.80 | 95 |
| 3/4/2023 | ST. BONAVENTURE-2 | * | 6.0 | 3 | 3 | 2 | 1 | 4 | 1 | 0 | 1 | 0 | 0 | 0 | 0 | 20-3 | 1-0 | 0 | 2.45 | 87 |
| Totals | | 2 | 11.0 | 10 | 4 | 3 | 2 | 7 | 3 | 0 | 1 | 0 | 0 | 0 | 0 | 24-6 | 1-0 | 0 | 2.45 | - |

CAREER FIRSTS

| NEW MEXICO | | | OVERALL | | |
|------------|---------|-----------------|-----------|---------|---------------------|
| STAT | DATE | OPPONENT | STAT | DATE | OPPONENT |
| GAME | 2/20/23 | Minnesota | GAME | 1/31/20 | Colorado Northwest |
| START | 2/20/23 | Minnesota | START | 1/31/20 | Colorado Northwest |
| WIN | 5/4/23 | St. Bonaventure | WIN | 1/31/20 | Colorado Northwest |
| LOSS | -- | -- | LOSS | 2/25/20 | Colorado Northwest |
| SAVE | -- | -- | SAVE | -- | -- |
| STRIKEOUT | 2/20/23 | Minnesota | STRIKEOUT | 1/31/20 | Colorado Northwest |
| CG | -- | -- | CG | 2/19/22 | Community Christian |
| SHUTOUT | -- | -- | SHUTOUT | 2/19/22 | Community Christian |

CAREER SINGLE-GAME BESTS

| STAT | NEW MEXICO | | OVERALL | |
|---------|------------|---------|-----------|---------|
| | AMT. | DATE | AMT. | DATE |
| IP | 6.0 | 3/4/23 | 7.0 (4) | 4/6/21 |
| SO | 4 | 3/4/23 | 10 | 2/23/21 |
| ERA | 1.80 | 2/20/23 | 0.00 (10) | 4/26/22 |
| PITCHES | 95 | 2/20/23 | N/A | -- |
| PO | 0 | -- | 2 | 4/26/22 |
| A | 1 | 2/20/23 | 1 (11) | 2/20/23 |

*Date of last occurrence if (multiple)
*Minimum 2.0 IP to qualify for ERA

2023 SEASON SINGLE-GAME BESTS

| STAT | AMT. | DATE | OPPONENT |
|---------|------|---------|-----------------|
| IP | 6.0 | 3/4/23 | St. Bonaventure |
| SO | 4 | 3/4/23 | St. Bonaventure |
| ERA | 1.80 | 2/20/23 | Minnesota |
| PITCHES | 95 | 2/20/23 | Minnesota |
| PO | 0 | -- | -- |
| A | 1 | 2/20/23 | Minnesota |

*Date of last occurrence if multiple

2023 SEASON HIGHLIGHTS

- Earned first win in a Lobo uniform on March 4 against St. Bonaventure.
- Made Lobo debut on Feb. 20 against Minnesota.



UNIVERSITY OF NEW MEXICO

2023 BASEBALL



KYLE SMITH

#24

Pos: CATCHER **CL:** JUNIOR **Ht:** 6-0 **Wt:** 205 **B/T:** R/R **Exp:** 1v
2022 - NEW MEXICO - SOPHOMORE
2021 - ST. JOHNS RIVER STATE COLLEGE - FRESHMAN
HOMETOWN: WILMINGTON, N.C. - **HIGH SCHOOL:** NEW HANOVER ('20)

CAREER STATISTICS

| SMITH, Kyle | | | | | | | | | | | | | | | | | | | | | | | |
|-------------|------|-------|-----|----|----|----|----|----|-----|-----|------|----|-----|----|-----|------|----|----|--------|-----|----|---|-------|
| Year | avg | op-gs | ab | r | h | 2b | 3b | hr | rbi | tb | slg% | bb | hbp | so | gdp | ob% | sf | sh | sb-att | po | a | e | fld% |
| 2021* | .294 | 49-49 | 170 | 36 | 50 | 15 | 2 | 4 | 28 | 81 | .476 | 16 | 19 | 41 | 1 | .411 | 2 | 0 | 4-4 | 289 | 11 | 6 | .980 |
| 2022 | .286 | 32-10 | 63 | 10 | 18 | 3 | 2 | 3 | 18 | 34 | .540 | 6 | 0 | 11 | 0 | .348 | 0 | 0 | 0-0 | 39 | 2 | 1 | .976 |
| 2023 | .190 | 8-5 | 21 | 2 | 4 | 0 | 1 | 1 | 4 | 9 | .429 | 6 | 1 | 7 | 0 | .393 | 0 | 0 | 0-0 | 34 | 7 | 0 | 1.000 |
| TOTAL | .262 | 40-15 | 84 | 12 | 22 | 3 | 3 | 4 | 22 | 43 | .512 | 12 | 1 | 18 | 0 | .361 | 0 | 0 | 0-0 | 73 | 9 | 1 | .988 |
| All* | .283 | 89-64 | 254 | 48 | 72 | 18 | 5 | 8 | 50 | 124 | .488 | 28 | 20 | 59 | 1 | .395 | 2 | 0 | 4-4 | 362 | 20 | 7 | .982 |

* Statistics from prior team/school

2023 GAME-BY-GAME STATISTICS

| #24 SMITH, Kyle - 8 games (All games) | | | | | | | | | | | | | | | | | | | | | |
|---------------------------------------|---------------------|-------|----|---|---|-----|----|----|----|----|----|----|-----|-----|----|-----|---|----|---|---|------|
| Date | Opponent | Pos | AB | R | H | RBI | 2B | 3B | HR | BB | SB | CS | HBP | SAC | SF | GDP | K | PO | A | E | Avg |
| 2/18/2023 | vs UC Santa Barbara | *c | 4 | 0 | 1 | 0 | 0 | 1 | 0 | 0 | 0 | 0 | 0 | 0 | 0 | 0 | 2 | 9 | 2 | 0 | .250 |
| 2/19/2023 | vs Oregon State | ph | 0 | 0 | 0 | 0 | 0 | 0 | 0 | 0 | 0 | 0 | 0 | 1 | 0 | 0 | 0 | 0 | 0 | 0 | .250 |
| 2/20/2023 | vs Minnesota | *c | 5 | 0 | 0 | 0 | 0 | 0 | 0 | 0 | 0 | 0 | 0 | 0 | 0 | 0 | 1 | 8 | 2 | 0 | .111 |
| 2/24/2023 | NORTHERN COLORA | ph/dh | 2 | 0 | 1 | 0 | 0 | 0 | 0 | 1 | 0 | 0 | 0 | 0 | 0 | 0 | 1 | 0 | 0 | 0 | .182 |
| 2/25/2023 | NORTHERN COLORA | *c | 4 | 0 | 1 | 2 | 0 | 0 | 0 | 1 | 0 | 0 | 0 | 0 | 0 | 0 | 2 | 9 | 2 | 0 | .200 |
| 3/4/2023 | ST. BONAVENTURE-1 | *c | 3 | 0 | 0 | 0 | 0 | 0 | 0 | 2 | 0 | 0 | 0 | 0 | 0 | 0 | 1 | 2 | 1 | 0 | .167 |
| 3/4/2023 | ST. BONAVENTURE-2 | ph/1b | 0 | 0 | 0 | 0 | 0 | 0 | 0 | 1 | 0 | 0 | 0 | 0 | 0 | 0 | 0 | 1 | 0 | 0 | .167 |
| 3/5/2023 | ST. BONAVENTURE | *c | 3 | 2 | 1 | 2 | 0 | 0 | 1 | 1 | 0 | 0 | 0 | 0 | 0 | 0 | 0 | 5 | 0 | 0 | .190 |
| Totals | | 5gs | 21 | 2 | 4 | 4 | 0 | 1 | 1 | 6 | 0 | 0 | 1 | 0 | 0 | 0 | 7 | 34 | 7 | 0 | .190 |

CAREER SINGLE-GAME BESTS

| STAT | NEW MEXICO | | OVERALL | |
|------|------------|---------|---------|---------|
| | AMT. | DATE | AMT. | DATE |
| AB | 5 (4) | 2/20/23 | 5 (11) | 2/20/23 |
| R | 2 (2) | 3/5/23 | 3 (2) | 3/7/21 |
| H | 4 | 4/24/22 | 4 | 4/24/22 |
| RBI | 2 (6) | 3/5/23 | 4 | 4/9/21 |
| 2B | 1 (3) | 5/6/22 | 2 (4) | 3/20/21 |
| 3B | 1 (3) | 2/18/23 | 1 (5) | 2/18/23 |
| HR | 1 (4) | 3/5/23 | 1 (8) | 3/5/23 |
| BB | 2 (2) | 3/4/23 | 2 (3) | 3/4/23 |
| SB | 0 | -- | 1 (4) | 4/25/21 |
| PO | 9 (3) | 2/25/23 | 13 | 3/8/21 |
| A | 2 (3) | 2/25/23 | 2 (4) | 2/25/23 |

*Date of last occurrence if (multiple)

2023 SEASON SINGLE-GAME BESTS

| STAT | AMT. | DATE | OPPONENT |
|------|-------|---------|-----------------|
| AB | 5 | 2/20/23 | Minnesota |
| R | 2 | 3/5/23 | St. Bonaventure |
| H | 1 (4) | 3/5/23 | St. Bonaventure |
| RBI | 2 (2) | 3/5/23 | St. Bonaventure |
| 2B | 0 | -- | -- |
| 3B | 1 | 2/18/23 | UCSB |
| HR | 1 | 3/5/23 | St. Bonaventure |
| BB | 2 | 3/4/23 | St. Bonaventure |
| SB | 0 | -- | -- |
| PO | 9 (2) | 2/24/23 | Northern Colo. |
| A | 2 (3) | 2/25/23 | Northern Colo. |

*Date of last occurrence if multiple

2023 SEASON HIGHLIGHTS

- Hit first home run of the season on March 5 against St. Bonaventure.
- Had first RBIs of the season on Feb. 25 against Northern Colorado.
- Made season debut on Feb. 18 against UC Santa Barbara.

CAREER FIRSTS

| NEW MEXICO | | | OVERALL | | |
|-------------|---------|---------------|-------------|---------|----------------------|
| STAT | DATE | OPPONENT | STAT | DATE | OPPONENT |
| GAME | 2/18/22 | Oregon State | GAME | 1/24/21 | East Georgia Coll. |
| START | 3/15/22 | Texas Tech | START | 1/24/21 | East Georgia Coll. |
| AT-BAT | 2/19/22 | Gonzaga | AT-BAT | 1/24/21 | East Georgia Coll. |
| RUN | 3/20/22 | Wichita State | RUN | 1/24/21 | East Georgia Coll. |
| HIT | 2/25/22 | Holy Cross | HIT | 1/24/21 | East Georgia Coll. |
| DOUBLE | 3/15/22 | Texas Tech | DOUBLE | 1/25/21 | East Georgia Coll. |
| TRIPLE | 2/25/22 | Holy Cross | TRIPLE | 2/23/21 | South Georgia State |
| HOME RUN | 3/20/22 | Wichita State | HOME RUN | 2/7/21 | Bevill State CC |
| RBI | 2/25/22 | Holy Cross | RBI | 1/24/21 | East Georgia Coll. |
| STOLEN BASE | -- | -- | STOLEN BASE | 2/5/21 | Southern Union State |
| WALK OFF | 5/20/22 | Air Force | WALK OFF | 5/20/22 | Air Force |



UNIVERSITY OF NEW MEXICO

2023 BASEBALL



JUSTIN OLSON

#25

Pos: FIRST BASEMAN Cl: JUNIOR Ht: 6-3 Wt: 225 B/T: L/L Exp: 1v
 2022 - NEW MEXICO - SOPHOMORE
 2021 - COLLEGE OF SOUTHERN NEVADA - REDSHIRT FRESHMAN
 2020 - UNIVERSITY OF KENTUCKY - REDSHIRT FRESHMAN (COVID)
 2019 - UNIVERSITY OF KENTUCKY - REDSHIRT
 HOMETOWN: COLORADO SPRINGS, COLO. - HIGH SCHOOL: PINE CREEK ('18)

CAREER STATISTICS

OLSON, Justin

| Year | avg | gp-gs | ab | r | h | 2b | 3b | hr | rbi | tb | slg% | bb | hbp | so | gdp | ob% | sf | sh | sb-att | po | a | e | fld% |
|-------|------|-------|-----|----|----|----|----|----|-----|-----|------|----|-----|----|-----|------|----|----|--------|-----|----|---|-------|
| 2021* | .341 | 46-39 | 123 | 38 | 42 | 7 | 2 | 7 | 36 | 74 | .602 | 31 | 1 | 35 | 0 | .474 | 1 | 0 | 0-0 | 171 | 7 | 3 | .983 |
| 2022 | .239 | 37-23 | 88 | 16 | 21 | 7 | 0 | 4 | 18 | 40 | .455 | 19 | 0 | 28 | 0 | .374 | 0 | 0 | 0-0 | 182 | 13 | 2 | .990 |
| 2023 | .368 | 8-3 | 19 | 3 | 7 | 1 | 0 | 1 | 4 | 11 | .579 | 1 | 0 | 9 | 0 | .400 | 0 | 0 | 0-0 | 7 | 0 | 0 | 1.000 |
| TOTAL | .262 | 45-26 | 107 | 19 | 28 | 8 | 0 | 5 | 22 | 51 | .477 | 20 | 0 | 37 | 0 | .378 | 0 | 0 | 0-0 | 189 | 13 | 2 | .990 |
| All* | .304 | 91-65 | 230 | 57 | 70 | 15 | 2 | 12 | 58 | 125 | .543 | 51 | 1 | 72 | 0 | .431 | 1 | 0 | 0-0 | 360 | 20 | 5 | .987 |

* Statistics from prior team/school

2023 GAME-BY-GAME STATISTICS

#25 OLSON, Justin - 8 games (All games)

| Date | Opponent | Pos | AB | R | H | RBI | 2B | 3B | HR | BB | SB | CS | HBP | SAC | SF | GDP | K | PO | A | E | Avg |
|-----------|---------------------|-------|----|---|---|-----|----|----|----|----|----|----|-----|-----|----|-----|---|----|---|---|------|
| 2/18/2023 | vs UC Santa Barbara | *dh | 4 | 0 | 1 | 0 | 0 | 0 | 0 | 0 | 0 | 0 | 0 | 0 | 0 | 0 | 3 | 0 | 0 | 0 | .250 |
| 2/19/2023 | vs Oregon State | *dh | 4 | 0 | 1 | 0 | 0 | 0 | 0 | 0 | 0 | 0 | 0 | 0 | 0 | 0 | 2 | 0 | 0 | 0 | .250 |
| 2/24/2023 | NORTHERN COLORA | ph/dh | 2 | 1 | 1 | 1 | 1 | 0 | 0 | 1 | 0 | 0 | 0 | 0 | 0 | 0 | 0 | 3 | 0 | 0 | .300 |
| 2/25/2023 | NORTHERN COLORA | *dh | 3 | 1 | 1 | 1 | 0 | 0 | 1 | 0 | 0 | 0 | 0 | 0 | 0 | 0 | 2 | 0 | 0 | 0 | .308 |
| 2/25/2023 | NORTHERN COLORA | ph/dh | 1 | 0 | 0 | 0 | 0 | 0 | 0 | 0 | 0 | 0 | 0 | 0 | 0 | 0 | 1 | 0 | 0 | 0 | .286 |
| 3/4/2023 | ST. BONAVENTURE-1 | ph | 1 | 0 | 1 | 0 | 0 | 0 | 0 | 0 | 0 | 0 | 0 | 0 | 0 | 0 | 0 | 0 | 0 | 0 | .333 |
| 3/4/2023 | ST. BONAVENTURE-2 | ph/dh | 2 | 1 | 1 | 0 | 0 | 0 | 0 | 0 | 0 | 0 | 0 | 0 | 0 | 0 | 0 | 0 | 0 | 0 | .353 |
| 3/5/2023 | ST. BONAVENTURE | ph/1b | 2 | 0 | 1 | 1 | 0 | 0 | 0 | 0 | 0 | 0 | 0 | 0 | 0 | 0 | 1 | 4 | 0 | 0 | .368 |
| Totals | | 3gs | 19 | 3 | 7 | 4 | 1 | 0 | 1 | 1 | 0 | 0 | 0 | 0 | 0 | 0 | 9 | 7 | 0 | 0 | .368 |

CAREER SINGLE-GAME BESTS

| STAT | NEW MEXICO | | OVERALL | |
|------|------------|---------|---------|---------|
| | AMT. | DATE | AMT. | DATE |
| AB | 5 (2) | 4/19/22 | 5 (5) | 4/19/22 |
| R | 2 (2) | 5/10/22 | 3 (2) | 5/21/21 |
| H | 2 (6) | 5/8/22 | 3 (2) | 5/21/21 |
| RBI | 4 | 3/23/22 | 4 | 3/23/22 |
| 2B | 2 | 4/19/22 | 2 | 4/19/22 |
| 3B | 0 | -- | 1 (2) | 2/26/21 |
| HR | 2 | 5/8/22 | 2 | 5/8/22 |
| BB | 2 (5) | 5/10/22 | 3 | 5/14/21 |
| SB | 0 | -- | 0 | -- |
| PO | 14 | 3/13/22 | 14 | 3/13/22 |
| A | 5 | 3/26/22 | 5 | 3/26/22 |

*Date of last occurrence if (multiple)

2023 SEASON SINGLE-GAME BESTS

| STAT | AMT. | DATE | OPPONENT |
|------|-------|---------|-----------------|
| AB | 4 (2) | 2/19/23 | Oregon State |
| R | 1 (3) | 3/4/23 | St. Bonaventure |
| H | 1 (7) | 3/5/23 | St. Bonaventure |
| RBI | 1 (4) | 3/5/23 | St. Bonaventure |
| 2B | 1 | 2/24/23 | Northern Colo. |
| 3B | 0 | -- | -- |
| HR | 1 | 2/25/23 | Northern Colo. |
| BB | 1 | 2/24/23 | Northern Colo. |
| SB | 0 | -- | -- |
| PO | 4 | 3/5/23 | St. Bonaventure |
| A | 0 | -- | -- |

*Date of last occurrence if multiple

2023 SEASON HIGHLIGHTS

- Had the winning hit in UNM's run-rule victory over St. Bonaventure on March 5.
- Hit first home run of the season on Feb. 25 against Northern Colo.
- Made season debut on Feb. 18 against UC Santa Barbara.

CAREER FIRSTS

| NEW MEXICO | | | OVERALL | | |
|-------------|---------|----------------|-------------|---------|--------------------|
| STAT | DATE | OPPONENT | STAT | DATE | OPPONENT |
| GAME | 2/18/22 | Oregon State | GAME | 1/30/21 | Salt Lake CC |
| START | 2/18/22 | Oregon State | START | 1/30/21 | Salt Lake CC |
| AT-BAT | 2/18/22 | Oregon State | AT-BAT | 1/30/21 | Salt Lake CC |
| RUN | 3/4/22 | San Jose State | RUN | 1/30/21 | Salt Lake CC |
| HIT | 2/18/22 | Gonzaga | HIT | 1/30/21 | Salt Lake CC |
| DOUBLE | 2/18/22 | Gonzaga | DOUBLE | 1/30/21 | Salt Lake CC |
| TRIPLE | -- | -- | TRIPLE | 1/31/21 | Southern Idaho |
| HOME RUN | 3/23/22 | Arizona | HOME RUN | 2/8/21 | Colorado Northwest |
| RBI | 2/18/22 | Gonzaga | RBI | 1/30/21 | Salt Lake CC |
| STOLEN BASE | -- | -- | STOLEN BASE | -- | -- |
| WALK OFF | -- | -- | WALK OFF | -- | -- |



UNIVERSITY OF NEW MEXICO

2023 BASEBALL



ISAAC GALLEGOS

#27

Pos: PITCHER Cl: JUNIOR Ht: 6-3 Wt: 215 B/T: R/R Exp: JC
 2022 - TRINIDAD STATE COLLEGE - SOPHOMORE
 2021 - TRINIDAD STATE COLLEGE - FRESHMAN
 HOMETOWN: GRANTS, N.M. - HIGH SCHOOL: GRANTS ('20)

PRONUNCIATION
guy-EGG-ohs

CAREER STATISTICS

GALLEGOS, Isaac

| Year | avg | op-gs | ab | r | h | 2b | 3b | hr | rbi | tb | slg% | bb | hbp | so | gdp | ob% | sf | sh | sb-alt | po | a | e | fld% |
|-------|-------|-------|----|---|---|----|----|----|-----|----|-------|----|-----|----|-----|-------|----|----|--------|----|----|---|-------|
| 2021* | 1.000 | 15-5 | 2 | 2 | 2 | 0 | 0 | 0 | 0 | 2 | 1.000 | 0 | 0 | 0 | 0 | 1.000 | 0 | 0 | 1-1 | 2 | 5 | 0 | 1.000 |
| 2022* | .000 | 16-8 | 0 | 0 | 0 | 0 | 0 | 0 | 0 | 0 | .000 | 0 | 0 | 0 | 0 | .000 | 0 | 0 | 0-0 | 4 | 7 | 0 | 1.000 |
| 2023 | .000 | 3-3 | 0 | 0 | 0 | 0 | 0 | 0 | 0 | 0 | .000 | 0 | 0 | 0 | 0 | .000 | 0 | 0 | 0-0 | 0 | 1 | 0 | 1.000 |
| TOTAL | .000 | 3-3 | 0 | 0 | 0 | 0 | 0 | 0 | 0 | 0 | .000 | 0 | 0 | 0 | 0 | .000 | 0 | 0 | 0-0 | 0 | 1 | 0 | 1.000 |
| All* | 1.000 | 34-16 | 2 | 2 | 2 | 0 | 0 | 0 | 0 | 2 | 1.000 | 0 | 0 | 0 | 0 | 1.000 | 0 | 0 | 1-1 | 6 | 13 | 0 | 1.000 |

| Year | era | w-l | app | gs | cq | sho | sv | ip | h | r | er | bb | so | 2b | 3b | hr | bf | bavg | wp | hbp | bk | sfa | sha |
|-------|------|------|-----|----|----|-----|----|-------|-----|-----|----|----|-----|----|----|----|----|------|----|-----|----|-----|-----|
| 2021* | 7.24 | 3-5 | 15 | 5 | 0 | 0/0 | 0 | 54.2 | 70 | 60 | 44 | 29 | 80 | 0 | 0 | 12 | 0 | .320 | 15 | 8 | 0 | 0 | 0 |
| 2022* | 3.05 | 12-2 | 16 | 8 | 5 | 1/0 | 0 | 97.1 | 73 | 44 | 33 | 25 | 138 | 0 | 0 | 9 | 0 | .201 | 7 | 14 | 0 | 0 | 0 |
| 2023 | 1.80 | 2-0 | 3 | 3 | 0 | 0/0 | 0 | 15.0 | 7 | 3 | 3 | 4 | 13 | 0 | 0 | 2 | 56 | .137 | 1 | 1 | 0 | 0 | 0 |
| TOTAL | 1.80 | 2-0 | 3 | 3 | 0 | 0/0 | 0 | 15.0 | 7 | 3 | 3 | 4 | 13 | 0 | 0 | 2 | 56 | .137 | 1 | 1 | 0 | 0 | 0 |
| All* | 4.31 | 17-7 | 34 | 16 | 5 | 1/0 | 0 | 167.0 | 150 | 107 | 80 | 58 | 231 | 0 | 0 | 23 | 56 | .237 | 23 | 23 | 0 | 0 | 0 |

* Statistics from prior team/school

2023 GAME-BY-GAME STATISTICS

#27 GALLEGOS, Isaac - 1 game (All games)

| Date | Opponent | Pos | AB | R | H | RBI | 2B | 3B | HR | BB | SB | CS | HBP | SAC | SF | GDP | K | PO | A | E | Avg |
|-----------|-------------------|-----|----|---|---|-----|----|----|----|----|----|----|-----|-----|----|-----|---|----|---|---|------|
| 2/25/2023 | NORTHERN COLORADO | *p | 0 | 0 | 0 | 0 | 0 | 0 | 0 | 0 | 0 | 0 | 0 | 0 | 0 | 0 | 0 | 0 | 1 | 0 | .000 |
| Totals | | | 0 | 0 | 0 | 0 | 0 | 0 | 0 | 0 | 0 | 0 | 0 | 0 | 0 | 0 | 0 | 0 | 1 | 0 | .000 |

On base pct. .000 • Slugging pct. .000

#27 GALLEGOS, Isaac - 3 appearances (All games)

| Date | Opponent | GS | IP | H | R | ER | BB | SO | 2B | 3B | HR | WP | BK | HBP | IBB | Score | W-L | Sv | ERA | NP |
|-----------|-------------------|----|------|---|---|----|----|----|----|----|----|----|----|-----|-----|-------|-----|----|------|----|
| 2/19/2023 | vs Oregon State | * | 5.0 | 2 | 1 | 1 | 3 | 4 | 0 | 0 | 0 | 0 | 0 | 1 | 0 | 6-14 | 0-0 | 0 | 1.80 | 78 |
| 2/25/2023 | NORTHERN COLORADO | * | 5.0 | 2 | 2 | 2 | 1 | 4 | 0 | 0 | 2 | 0 | 0 | 0 | 0 | 18-2 | 1-0 | 0 | 2.70 | 61 |
| 3/5/2023 | ST. BONAVENTURE | * | 5.0 | 3 | 0 | 0 | 0 | 5 | 0 | 0 | 0 | 1 | 0 | 0 | 0 | 16-6 | 2-0 | 0 | 1.80 | 64 |
| Totals | | 3 | 15.0 | 7 | 3 | 3 | 4 | 13 | 0 | 0 | 2 | 1 | 0 | 1 | 0 | 40-22 | 2-0 | 0 | 1.80 | - |

CAREER SINGLE-GAME BESTS

| STAT | NEW MEXICO | | OVERALL | |
|---------|------------|---------|----------|---------|
| | AMT. | DATE | AMT. | DATE |
| IP | 5.0 (3) | 3/5/23 | 9.0 | 5/6/22 |
| SO | 5 | 3/5/23 | 14 | 5/6/22 |
| ERA | 0.00 | 3/5/23 | 0.00 (9) | 3/26/22 |
| PITCHES | 78 | 2/19/23 | N/A | -- |
| PO | 0 | -- | 2 | 3/16/21 |
| A | 1 | 2/25/23 | 2 (2) | 5/12/22 |

*Date of last occurrence if (multiple)

*Minimum 2.0 IP to qualify for ERA

2023 SEASON SINGLE-GAME BESTS

| STAT | AMT. | DATE | OPPONENT |
|---------|---------|---------|-----------------|
| IP | 5.0 (3) | 3/5/23 | St. Bonaventure |
| SO | 5 | 3/5/23 | St. Bonaventure |
| ERA | 0.00 | 3/5/23 | St. Bonaventure |
| PITCHES | 78 | 2/19/23 | Oregon State |
| PO | 0 | -- | -- |
| A | 1 | 2/25/23 | Northern Colo. |

*Date of last occurrence if multiple

2023 SEASON HIGHLIGHTS

-Won second straight game with five shutout innings on March 5 against St. Bonaventure.

-Earned first win as a Lobo on Feb. 25 against Northern Colorado.

-Made Lobo debut on Feb. 19 against No. 23 Oregon State.

CAREER FIRSTS

| NEW MEXICO | | | OVERALL | | |
|------------|---------|-------------------|------------|---------|-------------------------|
| STAT | DATE | OPPONENT | STAT | DATE | OPPONENT |
| GAME START | 2/19/23 | Oregon State | GAME START | 1/28/21 | Carl Albert State Coll. |
| WIN | 2/19/23 | Oregon State | WIN | 1/28/21 | Carl Albert State Coll. |
| LOSS | 2/25/23 | Northern Colorado | LOSS | 2/22/21 | Williston State Coll. |
| SAVE | -- | -- | SAVE | 2/3/21 | Frank Phillips Coll. |
| STRIKEOUT | 2/19/23 | Oregon State | STRIKEOUT | -- | -- |
| CG | -- | -- | CG | 1/28/21 | Carl Albert State Coll. |
| SHUTOUT | -- | -- | SHUTOUT | 2/13/22 | Wayland Baptist |
| | | | | 2/19/22 | CSU Fort Collins |



UNIVERSITY OF NEW MEXICO

2023 BASEBALL



SEBASTIAN KIRCHNER

#28

Pos: PITCHER Cl: JUNIOR Ht: 6-0 Wt: 180 B/T: R/R Exp: TR
 2022 - CAL POLY - SOPHOMORE
 2021 - FOLSOM LAKE COMMUNITY COLLEGE - FRESHMAN
 2020 - FOLSOM LAKE COMMUNITY COLLEGE - FRESHMAN (COVID)
 HOMETOWN: ROCKLIN, CALIF. - HIGH SCHOOL: ROCKLIN ('19)

PRONUNCIATION
 KURSH-nurr

CAREER STATISTICS

KIRCHNER, Sebastian

| Year | avg | op-gs | ab | r | h | 2b | 3b | hr | rbi | tb | slg% | bb | hbp | so | gdp | ob% | sf | sh | sb-att | po | a | e | fld% |
|-------|------|-------|----|---|---|----|----|----|-----|----|------|----|-----|----|-----|------|----|----|--------|----|---|---|-------|
| 2021* | .000 | 1-0 | 0 | 0 | 0 | 0 | 0 | 0 | 0 | 0 | .000 | 0 | 0 | 0 | 0 | .000 | 0 | 0 | 0-0 | 0 | 0 | 0 | .000 |
| 2022* | .000 | 3-0 | 0 | 0 | 0 | 0 | 0 | 0 | 0 | 0 | .000 | 0 | 0 | 0 | 0 | .000 | 0 | 0 | 0-0 | 0 | 2 | 0 | 1.000 |
| All* | .000 | 4-0 | 0 | 0 | 0 | 0 | 0 | 0 | 0 | 0 | .000 | 0 | 0 | 0 | 0 | .000 | 0 | 0 | 0-0 | 0 | 2 | 0 | 1.000 |

| Year | era | w-l | app | gs | cq | sho | sv | lp | h | r | er | bb | so | 2b | 3b | hr | bf | bavg | wp | hbp | bk | sfa | sha |
|-------|------|-----|-----|----|----|-----|----|-----|---|---|----|----|----|----|----|----|----|--------|----|-----|----|-----|-----|
| 2021* | 0.00 | 0-0 | 1 | 0 | 0 | 0/0 | 0 | 1.2 | 0 | 2 | 0 | 2 | 4 | 0 | 0 | 0 | 0 | .000 | 2 | 1 | 0 | 0 | 0 |
| 2022* | 9.00 | 0-0 | 3 | 0 | 0 | 0/0 | 0 | 4.0 | 7 | 4 | 4 | 2 | 5 | 0 | 0 | 1 | 22 | 99.000 | 0 | 2 | 0 | 0 | 0 |
| All* | 6.35 | 0-0 | 4 | 0 | 0 | 0/0 | 0 | 5.2 | 7 | 6 | 4 | 4 | 9 | 0 | 0 | 1 | 22 | 1.167 | 2 | 3 | 0 | 0 | 0 |

* Statistics from prior team/school

2023 GAME-BY-GAME STATISTICS

CAREER SINGLE-GAME BESTS

| STAT | NEW MEXICO | | OVERALL | |
|---------|------------|------|---------|---------|
| | AMT. | DATE | AMT. | DATE |
| IP | 0 | -- | 2.0 | 4/9/22 |
| SO | 0 | -- | 4 | 4/23/21 |
| ERA | 0 | -- | 13.50 | 4/9/22 |
| PITCHES | 0 | -- | 56 | 4/23/21 |
| PO | 0 | -- | 0 | -- |
| A | 0 | -- | 1 (2) | 4/9/22 |

*Date of last occurrence if (multiple)
 *Minimum 2.0 IP to qualify for ERA

2023 SEASON SINGLE-GAME BESTS

| STAT | AMT. | DATE | OPPONENT |
|---------|------|------|----------|
| IP | 0 | -- | -- |
| SO | 0 | -- | -- |
| ERA | 0 | -- | -- |
| PITCHES | 0 | -- | -- |
| PO | 0 | -- | -- |
| A | 0 | -- | -- |

*Date of last occurrence if multiple

2023 SEASON HIGHLIGHTS

CAREER FIRSTS

| NEW MEXICO | | | OVERALL | | |
|------------|------|----------|------------|---------|----------------|
| STAT | DATE | OPPONENT | STAT | DATE | OPPONENT |
| GAME START | -- | -- | GAME START | 4/23/21 | Cosumnes River |
| WIN | -- | -- | WIN | -- | -- |
| LOSS | -- | -- | LOSS | -- | -- |
| SAVE | -- | -- | SAVE | -- | -- |
| STRIKEOUT | -- | -- | STRIKEOUT | 4/23/21 | Cosumnes River |
| CG | -- | -- | CG | -- | -- |
| SHUTOUT | -- | -- | SHUTOUT | -- | -- |



UNIVERSITY OF NEW MEXICO

2023 BASEBALL



CALEB HERD

#29

Pos: CATCHER Cl: FRESHMAN Ht: 5-9 Wt: 178 B/T: R/R Exp: HS
 HOMETOWN: VAIL, ARIZ. - HIGH SCHOOL: CIENEGA ('22)

CAREER STATISTICS

HERD, Caleb

| Year | avg | op-gs | ab | r | h | 2b | 3b | hr | rbi | tb | slg% | bb | hbp | so | gdp | ob% | sf | sh | sb-att | po | a | e | fld% |
|-------|------|-------|----|---|---|----|----|----|-----|----|------|----|-----|----|-----|------|----|----|--------|----|---|---|-------|
| 2023 | .400 | 6-0 | 5 | 2 | 2 | 1 | 0 | 0 | 1 | 3 | .600 | 2 | 0 | 0 | 0 | .571 | 0 | 0 | 0-0 | 8 | 0 | 0 | 1.000 |
| TOTAL | .400 | 6-0 | 5 | 2 | 2 | 1 | 0 | 0 | 1 | 3 | .600 | 2 | 0 | 0 | 0 | .571 | 0 | 0 | 0-0 | 8 | 0 | 0 | 1.000 |

2023 GAME-BY-GAME STATISTICS

#29 HERD, Caleb - 6 games (All games)

| Date | Opponent | Pos | AB | R | H | RBI | 2B | 3B | HR | BB | SB | CS | HBP | SAC | SF | GDP | K | PO | A | E | Avg | |
|-----------|-------------------|------|----|---|---|-----|----|----|----|----|----|----|-----|-----|----|-----|---|----|---|---|-----|------|
| 2/19/2023 | vs Oregon State | ph | 1 | 0 | 0 | 0 | 0 | 0 | 0 | 0 | 0 | 0 | 0 | 0 | 0 | 0 | 0 | 0 | 0 | 0 | 0 | .000 |
| 2/24/2023 | NORTHERN COLORA | c | 2 | 0 | 1 | 0 | 0 | 0 | 0 | 1 | 0 | 0 | 0 | 0 | 0 | 0 | 0 | 4 | 0 | 0 | 0 | .333 |
| 2/25/2023 | NORTHERN COLORA | ph/c | 1 | 1 | 1 | 0 | 1 | 0 | 0 | 0 | 0 | 0 | 0 | 0 | 0 | 0 | 0 | 1 | 0 | 0 | 0 | .500 |
| 3/4/2023 | ST. BONAVENTURE-1 | ph | 0 | 0 | 0 | 0 | 0 | 0 | 0 | 1 | 0 | 0 | 0 | 0 | 0 | 0 | 0 | 0 | 0 | 0 | 0 | .500 |
| 3/4/2023 | ST. BONAVENTURE-2 | pr/c | 1 | 1 | 0 | 1 | 0 | 0 | 0 | 0 | 0 | 0 | 0 | 0 | 0 | 0 | 0 | 3 | 0 | 0 | 0 | .400 |
| 3/5/2023 | ST. BONAVENTURE | c | 0 | 0 | 0 | 0 | 0 | 0 | 0 | 0 | 0 | 0 | 0 | 0 | 0 | 0 | 0 | 0 | 0 | 0 | 0 | .400 |
| Totals | | Ogs | 5 | 2 | 2 | 1 | 1 | 0 | 0 | 2 | 0 | 0 | 0 | 0 | 0 | 0 | 0 | 8 | 0 | 0 | 0 | .400 |

CAREER SINGLE-GAME BESTS

| STAT | AMT. | DATE |
|------|-------|---------|
| AB | 2 | 2/24/23 |
| R | 1 (2) | 3/4/23 |
| H | 1 (2) | 2/25/23 |
| RBI | 1 | 3/4/23 |
| 2B | 1 | 2/25/23 |
| 3B | 0 | -- |
| HR | 0 | -- |
| BB | 1 (2) | 3/4/23 |
| SB | 0 | -- |
| PO | 4 | 2/24/23 |
| A | 0 | -- |

*Date of last occurrence if (multiple)

2023 SEASON SINGLE-GAME BESTS

| STAT | AMT. | DATE | OPPONENT |
|------|-------|---------|-----------------|
| AB | 2 | 2/24/23 | Northern Colo. |
| R | 1 (2) | 3/4/23 | St. Bonaventure |
| H | 1 (2) | 2/25/23 | Northern Colo. |
| RBI | 1 | 3/4/23 | St. Bonaventure |
| 2B | 1 | 2/25/23 | Northern Colo. |
| 3B | 0 | -- | -- |
| HR | 0 | -- | -- |
| BB | 1 (2) | 3/4/23 | St. Bonaventure |
| SB | 0 | -- | -- |
| PO | 4 | 2/24/23 | Northern Colo. |
| A | 0 | -- | -- |

*Date of last occurrence if multiple

CAREER FIRSTS

NEW MEXICO

| STAT | DATE | OPPONENT |
|-------------|---------|-------------------|
| GAME | 2/19/23 | Oregon State |
| START | -- | -- |
| AT-BAT | 2/19/23 | Oregon State |
| RUN | 2/25/23 | Northern Colorado |
| HIT | 2/24/23 | Northern Colorado |
| DOUBLE | 2/25/23 | Northern Colorado |
| TRIPLE | -- | -- |
| HOME RUN | -- | -- |
| RBI | 3/4/23 | St. Bonaventure |
| STOLEN BASE | -- | -- |
| WALK OFF | -- | -- |

2023 SEASON HIGHLIGHTS

- Had first collegiate RBI on March 4 against St. Bonaventure.
- Had first collegiate hit on Feb. 24 against Northern Colorado.
- Made collegiate debut on Feb. 19 against No. 23 Oregon State.



UNIVERSITY OF NEW MEXICO

2023 BASEBALL



REED SPENRATH

#30

Pos: FIRST BASEMAN **Cl:** JUNIOR **Ht:** 6-5 **Wt:** 230 **B/T:** L/R **Exp:** TR
2022 - TEXAS CHRISTIAN UNIVERSITY - SOPHOMORE
2021 - CISCO COLLEGE - REDSHIRT FRESHMAN
2020 - CISCO COLLEGE - REDSHIRT FRESHMAN (COVID)
2019 - TEXAS A&M - REDSHIRT
HOMETOWN: EL CAMPO, TEXAS - **HIGH SCHOOL:** EL CAMPO ('18)

CAREER STATISTICS

| SPENRATH, Reed | | | | | | | | | | | | | | | | | | | | | | | |
|----------------|------|---------|-----|-----|-----|----|----|----|-----|-----|------|----|-----|-----|-----|------|----|----|--------|-----|----|---|-------|
| Year | avg | gp-gs | ab | r | h | 2b | 3b | hr | rbi | tb | slg% | bb | hbp | so | gdp | ob% | sf | sh | sb-atl | po | a | e | fld% |
| 2020* | .479 | 23-23 | 73 | 24 | 35 | 5 | 0 | 7 | 38 | 61 | .836 | 18 | 0 | 18 | 0 | .576 | 1 | 0 | 4-4 | 121 | 9 | 3 | .977 |
| 2021* | .402 | 58-58 | 194 | 61 | 78 | 18 | 3 | 13 | 70 | 141 | .727 | 37 | 3 | 47 | 0 | .498 | 3 | 0 | 3-4 | 237 | 11 | 2 | .992 |
| 2022* | .209 | 32-25 | 91 | 12 | 19 | 3 | 0 | 4 | 13 | 34 | .374 | 14 | 1 | 40 | 0 | .318 | 1 | 0 | 1-1 | 26 | 1 | 1 | .964 |
| 2023 | .256 | 12-12 | 39 | 15 | 10 | 4 | 0 | 4 | 14 | 26 | .667 | 13 | 1 | 13 | 1 | .444 | 1 | 0 | 2-2 | 95 | 3 | 0 | 1.000 |
| TOTAL | .256 | 12-12 | 39 | 15 | 10 | 4 | 0 | 4 | 14 | 26 | .667 | 13 | 1 | 13 | 1 | .444 | 1 | 0 | 2-2 | 95 | 3 | 0 | 1.000 |
| All* | .358 | 125-118 | 397 | 112 | 142 | 30 | 3 | 28 | 135 | 262 | .660 | 82 | 5 | 118 | 1 | .467 | 6 | 0 | 10-11 | 479 | 24 | 6 | .988 |

* Statistics from prior team/school

2023 GAME-BY-GAME STATISTICS

#30 SPENRATH, Reed - 12 games (All games)

| Date | Opponent | Pos | AB | R | H | RBI | 2B | 3B | HR | BB | SB | CS | HBP | SAC | SF | GDP | K | PO | A | E | Avg |
|-----------|---------------------|------|----|----|----|-----|----|----|----|----|----|----|-----|-----|----|-----|----|----|---|---|------|
| 2/17/2023 | vs Oregon State | *1b | 5 | 0 | 1 | 1 | 1 | 0 | 0 | 0 | 0 | 0 | 0 | 0 | 0 | 0 | 2 | 6 | 0 | 0 | .200 |
| 2/18/2023 | vs UC Santa Barbara | *1b | 4 | 0 | 0 | 0 | 0 | 0 | 0 | 0 | 0 | 0 | 0 | 0 | 0 | 0 | 3 | 7 | 0 | 0 | .111 |
| 2/19/2023 | vs Oregon State | *1b | 4 | 1 | 1 | 1 | 1 | 0 | 0 | 0 | 0 | 0 | 0 | 0 | 0 | 0 | 1 | 5 | 0 | 0 | .154 |
| 2/20/2023 | vs Minnesota | *1b | 5 | 0 | 0 | 0 | 0 | 0 | 0 | 0 | 0 | 0 | 0 | 0 | 0 | 0 | 3 | 12 | 0 | 0 | .111 |
| 2/24/2023 | NORTHERN COLORADO | *1b | 4 | 3 | 3 | 6 | 0 | 0 | 3 | 0 | 0 | 0 | 0 | 0 | 0 | 0 | 1 | 4 | 1 | 0 | .227 |
| 2/25/2023 | NORTHERN COLORADO | *1b | 2 | 1 | 0 | 0 | 0 | 0 | 0 | 3 | 1 | 0 | 0 | 0 | 0 | 0 | 0 | 8 | 1 | 0 | .208 |
| 2/25/2023 | NORTHERN COLORADO | *1b | 2 | 2 | 1 | 0 | 0 | 0 | 0 | 3 | 0 | 0 | 0 | 0 | 0 | 0 | 1 | 7 | 0 | 0 | .231 |
| 3/3/2023 | ST. BONAVENTURE | *1b | 3 | 4 | 3 | 3 | 1 | 0 | 1 | 2 | 0 | 0 | 0 | 0 | 0 | 0 | 0 | 12 | 1 | 0 | .310 |
| 3/4/2023 | ST. BONAVENTURE-1 | *1b | 1 | 1 | 0 | 1 | 0 | 0 | 0 | 3 | 0 | 0 | 0 | 0 | 0 | 0 | 1 | 0 | 0 | 0 | .300 |
| 3/4/2023 | ST. BONAVENTURE-2 | *1b | 3 | 1 | 0 | 0 | 0 | 0 | 0 | 1 | 0 | 0 | 0 | 0 | 0 | 0 | 1 | 7 | 0 | 0 | .273 |
| 3/5/2023 | ST. BONAVENTURE | *1b | 2 | 2 | 1 | 2 | 1 | 0 | 0 | 1 | 1 | 0 | 0 | 0 | 0 | 0 | 1 | 3 | 0 | 0 | .286 |
| 3/7/2023 | at Texas Tech | *1b | 4 | 0 | 0 | 0 | 0 | 0 | 0 | 0 | 0 | 1 | 0 | 0 | 1 | 0 | 1 | 11 | 0 | 0 | .256 |
| Totals | | 12gs | 39 | 15 | 10 | 14 | 4 | 0 | 4 | 13 | 2 | 0 | 1 | 0 | 1 | 1 | 13 | 95 | 3 | 0 | .256 |

CAREER SINGLE-GAME BESTS

| STAT | NEW MEXICO | | OVERALL | |
|------|------------|---------|---------|---------|
| | AMT. | DATE | AMT. | DATE |
| AB | 5 (2) | 2/20/23 | 6 | 3/6/20 |
| R | 4 | 3/3/23 | 4 (3) | 3/3/23 |
| H | 3 (2) | 3/3/23 | 4 (3) | 5/2/21 |
| RBI | 6 | 2/24/23 | 6 | 2/24/23 |
| 2B | 1 (4) | 3/5/23 | 2 (3) | 4/14/21 |
| 3B | 0 | -- | 1 (3) | 5/2/21 |
| HR | 3 | 2/24/23 | 3 | 2/24/23 |
| BB | 3 (2) | 2/25/23 | 3 (4) | 2/25/23 |
| SB | 1 (2) | 3/5/23 | 2 | 2/12/20 |
| PO | 13 | 3/4/23 | 13 (2) | 3/4/23 |
| A | 1 (3) | 3/3/23 | 2 (2) | 3/7/20 |

*Date of last occurrence if (multiple)

2023 SEASON SINGLE-GAME BESTS

| STAT | AMT. | DATE | OPPONENT |
|------|-------|---------|-----------------|
| AB | 5 (2) | 2/20/23 | Minnesota |
| R | 4 | 3/3/23 | St. Bonaventure |
| H | 3 (2) | 3/3/23 | St. Bonaventure |
| RBI | 6 | 2/24/23 | Northern Colo. |
| 2B | 1 (4) | 3/5/23 | St. Bonaventure |
| 3B | 0 | -- | -- |
| HR | 3 | 2/24/23 | Northern Colo. |
| BB | 3 (2) | 2/25/23 | Northern Colo. |
| SB | 1 (2) | 3/5/23 | St. Bonaventure |
| PO | 13 | 3/4/23 | St. Bonaventure |
| A | 1 (3) | 3/3/23 | St. Bonaventure |

*Date of last occurrence if multiple

2023 SEASON HIGHLIGHTS

- Extended reached base streak to eight games (March 7).
- Matched career high with four runs scored on March 3 against St. Bonaventure.
- Had a career-high three home runs and six RBIs on Feb. 24 against Northern Colorado.
- Made Lobo debut on Feb. 17 against Oregon State.

CAREER FIRSTS

| NEW MEXICO | | | OVERALL | | |
|-------------|---------|-------------------|-------------|---------|------------------|
| STAT | DATE | OPPONENT | STAT | DATE | OPPONENT |
| GAME | 2/17/23 | Oregon State | GAME | 1/29/20 | Brookhaven Coll. |
| START | 2/17/23 | Oregon State | START | 1/29/20 | Brookhaven Coll. |
| AT-BAT | 2/17/23 | Oregon State | AT-BAT | 1/29/20 | Brookhaven Coll. |
| RUN | 2/17/23 | Oregon State | RUN | 1/29/20 | Brookhaven Coll. |
| HIT | 2/17/23 | Oregon State | HIT | 1/29/20 | Brookhaven Coll. |
| DOUBLE | 2/17/23 | Oregon State | DOUBLE | 2/8/20 | Wayland Baptist |
| TRIPLE | -- | -- | TRIPLE | 2/21/21 | Howard Payne |
| HOME RUN | 2/24/23 | Northern Colorado | HOME RUN | 1/29/20 | Brookhaven Coll. |
| RBI | 2/17/23 | Oregon State | RBI | 1/29/20 | Brookhaven Coll. |
| STOLEN BASE | 2/25/23 | Northern Colorado | STOLEN BASE | 2/8/20 | Wayland Baptist |
| WALK OFF | -- | -- | WALK OFF | -- | -- |



UNIVERSITY OF NEW MEXICO

2023 BASEBALL



JACK DEDONATO

#31

Pos: PITCHER Cl: REDSHIRT FRESHMAN Ht: 6-4 Wt: 235 B/T: L/L Exp: RS
 2022 - WASHINGTON STATE UNIVERSITY - REDSHIRT
 HOMETOWN: MERCER ISLAND, WASH. - HIGH SCHOOL: MERCER ISLAND ('21)

PRONUNCIATION
 dee-duh-NAH-toe

CAREER STATISTICS

CAREER SINGLE-GAME BESTS

| STAT | AMT. | DATE |
|---------|------|------|
| IP | 0 | -- |
| SO | 0 | -- |
| ERA | 0 | -- |
| PITCHES | 0 | -- |
| PO | 0 | -- |
| A | 0 | -- |

*Date of last occurrence if (multiple)
 *Minimum 2.0 IP to qualify for ERA

2023 GAME-BY-GAME STATISTICS

2023 SEASON SINGLE-GAME BESTS

| STAT | AMT. | DATE | OPPONENT |
|---------|------|------|----------|
| IP | 0 | -- | -- |
| SO | 0 | -- | -- |
| ERA | 0 | -- | -- |
| PITCHES | 0 | -- | -- |
| PO | 0 | -- | -- |
| A | 0 | -- | -- |

*Date of last occurrence if multiple

2023 SEASON HIGHLIGHTS

CAREER FIRSTS

NEW MEXICO

| STAT | DATE | OPPONENT |
|------------|------|----------|
| GAME START | -- | -- |
| WIN | -- | -- |
| LOSS | -- | -- |
| SAVE | -- | -- |
| STRIKEOUT | -- | -- |
| CG | -- | -- |
| SHUTOUT | -- | -- |



UNIVERSITY OF NEW MEXICO

2023 BASEBALL



MATTHEW DINAE

#32

Pos: PITCHER Cl: FRESHMAN Ht: 6-5 Wt: 245 B/T: L/L Exp: HS
 HOMETOWN: ALBUQUERQUE, N.M. - HIGH SCHOOL: LA CUEVA ('22)

PRONUNCIATION
 dih-NAY

CAREER STATISTICS

CAREER SINGLE-GAME BESTS

| STAT | AMT. | DATE |
|---------|------|------|
| IP | 0 | -- |
| SO | 0 | -- |
| ERA | 0 | -- |
| PITCHES | 0 | -- |
| PO | 0 | -- |
| A | 0 | -- |

*Date of last occurrence if (multiple)
 *Minimum 2.0 IP to qualify for ERA

2023 GAME-BY-GAME STATISTICS

2023 SEASON SINGLE-GAME BESTS

| STAT | AMT. | DATE | OPPONENT |
|---------|------|------|----------|
| IP | 0 | -- | -- |
| SO | 0 | -- | -- |
| ERA | 0 | -- | -- |
| PITCHES | 0 | -- | -- |
| PO | 0 | -- | -- |
| A | 0 | -- | -- |

*Date of last occurrence if multiple

2023 SEASON HIGHLIGHTS

CAREER FIRSTS

NEW MEXICO

| STAT | DATE | OPPONENT |
|-----------|------|----------|
| GAME | -- | -- |
| START | -- | -- |
| WIN | -- | -- |
| LOSS | -- | -- |
| SAVE | -- | -- |
| STRIKEOUT | -- | -- |
| CG | -- | -- |
| SHUTOUT | -- | -- |



UNIVERSITY OF NEW MEXICO

2023 BASEBALL



DYLAN DITZENBERGER

#33

Pos: THIRD BASEMAN Cl: SENIOR Ht: 6-0 Wt: 195 B/T: L/R Exp: TR
 2022 - KANSAS - JUNIOR
 2021 - KANSAS - SOPHOMORE
 2020 - KANSAS - SOPHOMORE (COVID)
 2019 - KANSAS - REDSHIRT FRESHMAN
 2018 - KANSAS - REDSHIRT
 HOMETOWN: ALLEN, TEXAS - HIGH SCHOOL: ALLEN ('17)

CAREER STATISTICS

| DITZENBERGER, Dylan | | | | | | | | | | | | | | | | | | | | | | | |
|---------------------|------|---------|-----|-----|-----|----|----|----|-----|-----|------|----|-----|-----|-----|------|----|----|--------|-----|-----|----|-------|
| Year | avg | gp-gs | ab | r | h | 2b | 3b | hr | rbi | tb | slg% | bb | hbp | so | gdp | ob% | sf | sh | sb-atl | po | a | e | fld% |
| 2019* | .228 | 52-52 | 145 | 24 | 33 | 5 | 1 | 0 | 21 | 40 | .276 | 22 | 3 | 32 | 0 | .333 | 4 | 3 | 4-5 | 209 | 21 | 4 | .983 |
| 2020* | .152 | 12-12 | 33 | 3 | 5 | 0 | 0 | 0 | 4 | 5 | .152 | 4 | 0 | 9 | 0 | .243 | 0 | 2 | 1-1 | 43 | 3 | 0 | 1.000 |
| 2021* | .274 | 55-55 | 197 | 23 | 54 | 10 | 1 | 3 | 31 | 75 | .381 | 13 | 3 | 34 | 0 | .324 | 3 | 5 | 6-7 | 261 | 39 | 2 | .993 |
| 2022* | .262 | 47-47 | 168 | 30 | 44 | 9 | 0 | 1 | 16 | 56 | .333 | 22 | 4 | 31 | 0 | .361 | 0 | 4 | 10-12 | 31 | 69 | 7 | .935 |
| 2023 | .489 | 12-12 | 45 | 24 | 22 | 2 | 0 | 1 | 15 | 27 | .600 | 7 | 0 | 7 | 1 | .547 | 1 | 1 | 3-3 | 3 | 23 | 0 | 1.000 |
| TOTAL | .489 | 12-12 | 45 | 24 | 22 | 2 | 0 | 1 | 15 | 27 | .600 | 7 | 0 | 7 | 1 | .547 | 1 | 1 | 3-3 | 3 | 23 | 0 | 1.000 |
| All* | .269 | 178-178 | 588 | 104 | 158 | 26 | 2 | 5 | 87 | 203 | .345 | 68 | 10 | 113 | 1 | .350 | 8 | 15 | 24-28 | 547 | 155 | 13 | .982 |

* Statistics from prior team/school

2023 GAME-BY-GAME STATISTICS

#33 DITZENBERGER, Dylan - 12 games (All games)

| Date | Opponent | Pos | AB | R | H | RBI | 2B | 3B | HR | BB | SB | CS | HBP | SAC | SF | GDP | K | PO | A | E | Avg | |
|-----------|---------------------|------|----|----|----|-----|----|----|----|----|----|----|-----|-----|----|-----|---|----|----|---|-----|------|
| 2/17/2023 | vs Oregon State | *3b | 6 | 2 | 4 | 3 | 1 | 0 | 0 | 0 | 0 | 0 | 0 | 0 | 0 | 0 | 0 | 1 | 2 | 1 | 0 | .667 |
| 2/18/2023 | vs UC Santa Barbara | *3b | 4 | 1 | 2 | 0 | 0 | 0 | 0 | 0 | 0 | 0 | 0 | 0 | 0 | 0 | 0 | 1 | 2 | 1 | 0 | .600 |
| 2/19/2023 | vs Oregon State | *3b | 4 | 1 | 2 | 0 | 0 | 0 | 0 | 0 | 0 | 0 | 0 | 0 | 0 | 0 | 0 | 0 | 0 | 1 | 0 | .571 |
| 2/20/2023 | vs Minnesota | *3b | 5 | 1 | 0 | 0 | 0 | 0 | 0 | 1 | 0 | 0 | 0 | 0 | 0 | 0 | 1 | 1 | 0 | 2 | 0 | .421 |
| 2/24/2023 | NORTHERN COLORA | *3b | 3 | 4 | 3 | 3 | 0 | 0 | 1 | 1 | 0 | 0 | 0 | 0 | 0 | 0 | 0 | 0 | 0 | 4 | 0 | .500 |
| 2/25/2023 | NORTHERN COLORA | *3b | 3 | 4 | 1 | 1 | 0 | 0 | 0 | 2 | 1 | 0 | 0 | 0 | 0 | 0 | 0 | 0 | 0 | 4 | 0 | .480 |
| 2/25/2023 | NORTHERN COLORA | *3b | 2 | 3 | 2 | 2 | 1 | 0 | 0 | 1 | 0 | 0 | 0 | 0 | 0 | 0 | 1 | 0 | 0 | 2 | 0 | .519 |
| 3/3/2023 | ST. BONAVENTURE | *3b | 4 | 2 | 1 | 1 | 0 | 0 | 0 | 1 | 1 | 0 | 0 | 0 | 0 | 0 | 0 | 1 | 0 | 4 | 0 | .484 |
| 3/4/2023 | ST. BONAVENTURE-1 | *3b | 4 | 2 | 2 | 0 | 0 | 0 | 0 | 1 | 0 | 0 | 0 | 0 | 0 | 0 | 0 | 1 | 1 | 3 | 0 | .486 |
| 3/4/2023 | ST. BONAVENTURE-2 | *3b | 4 | 3 | 3 | 3 | 0 | 0 | 0 | 0 | 0 | 0 | 0 | 0 | 0 | 0 | 0 | 0 | 0 | 1 | 0 | .513 |
| 3/5/2023 | ST. BONAVENTURE | *3b | 3 | 1 | 1 | 2 | 0 | 0 | 1 | 0 | 0 | 0 | 0 | 1 | 0 | 0 | 1 | 0 | 3 | 0 | 0 | .500 |
| 3/7/2023 | at Texas Tech | *3b | 3 | 0 | 1 | 0 | 0 | 0 | 0 | 0 | 0 | 0 | 0 | 0 | 0 | 0 | 0 | 1 | 0 | 0 | 0 | .489 |
| Totals | | 12gs | 45 | 24 | 22 | 15 | 2 | 0 | 1 | 7 | 3 | 0 | 0 | 1 | 1 | 1 | 7 | 3 | 23 | 0 | 0 | .489 |

CAREER FIRSTS

| NEW MEXICO | | | OVERALL | | |
|-------------|---------|-------------------|-------------|---------|----------------|
| STAT | DATE | OPPONENT | STAT | DATE | OPPONENT |
| GAME | 2/17/23 | Oregon State | GAME | 2/18/19 | USC Upstate |
| START | 2/17/23 | Oregon State | START | 2/23/19 | Texas Southern |
| AT-BAT | 2/17/23 | Oregon State | AT-BAT | 2/18/19 | USC Upstate |
| RUN | 2/17/23 | Oregon State | RUN | 2/23/19 | Texas Southern |
| HIT | 2/17/23 | Oregon State | HIT | 2/18/19 | USC Upstate |
| DOUBLE | 2/17/23 | Oregon State | DOUBLE | 2/23/19 | Texas Southern |
| TRIPLE | -- | -- | TRIPLE | 5/17/19 | Kansas State |
| HOME RUN | 3/5/23 | St. Bonaventure | HOME RUN | 4/24/21 | TCU |
| RBI | 2/17/23 | Oregon State | RBI | 2/18/19 | USC Upstate |
| STOLEN BASE | 2/24/23 | Northern Colorado | STOLEN BASE | 3/20/19 | Wichita State |
| WALK OFF | -- | -- | WALK OFF | 4/13/19 | Oklahoma State |

CAREER SINGLE-GAME BESTS

| STAT | NEW MEXICO | | OVERALL | |
|------|------------|---------|---------|---------|
| | AMT. | DATE | AMT. | DATE |
| AB | 6 | 2/17/23 | 7 (2) | 4/23/22 |
| R | 4 (2) | 2/25/23 | 4 (2) | 2/25/23 |
| H | 4 | 2/17/23 | 4 (5) | 2/17/23 |
| RBI | 3 (3) | 3/4/23 | 4 | 3/20/21 |
| 2B | 1 (2) | 2/25/23 | 2 | 3/19/21 |
| 3B | 0 | -- | 1 (2) | 5/9/21 |
| HR | 1 | 3/5/23 | 1 (5) | 3/5/23 |
| BB | 2 | 2/25/23 | 3 | 2/19/22 |
| SB | 1 (3) | 3/3/23 | 1 (24) | 3/3/23 |
| PO | 2 | 2/18/23 | 13 | 3/19/21 |
| A | 4 (2) | 3/3/23 | 6 | 5/20/22 |

*Date of last occurrence if (multiple)

2023 SEASON SINGLE-GAME BESTS

| STAT | AMT. | DATE | OPPONENT |
|------|-------|---------|-----------------|
| AB | 6 | 2/17/23 | Oregon State |
| R | 4 (2) | 2/24/23 | Northern Colo. |
| H | 4 | 2/17/23 | Oregon State |
| RBI | 3 (3) | 3/4/23 | St. Bonaventure |
| 2B | 1 (2) | 2/25/23 | Northern Colo. |
| 3B | 0 | -- | -- |
| HR | 1 | 3/5/23 | St. Bonaventure |
| BB | 2 | 2/25/23 | Northern Colo. |
| SB | 1 (3) | 3/3/23 | St. Bonaventure |
| PO | 2 | 2/18/23 | UCSB |
| A | 4 (2) | 3/3/23 | St. Bonaventure |

*Date of last occurrence if multiple

2023 SEASON HIGHLIGHTS

- Ranked No. 2 in NCAA in runs (24) and runs per game (2.18) as of March 5.
- Hit first home run as a Lobo on March 5 against St. Bonaventure.
- Extended reached-base streak to 26 games and hitting streak to eight games (March 7).
- Made Lobo debut on Feb. 17 against No. 23 Oregon State, collecting four hits.



UNIVERSITY OF NEW MEXICO 2023 BASEBALL



LENNY JUNIOR ASHBY

#34

Pos: OUTFIELDER Cl: JUNIOR Ht: 5-7 Wt: 210 B/T: L/L Exp: 1v
 2022 - NEW MEXICO - SOPHOMORE
 2021 - ODESSA COLLEGE - FRESHMAN
 2020 - ODESSA COLLEGE - FRESHMAN (COVID)
 HOMETOWN: ORANJESTAD, ARUBA - HIGH SCHOOL: MARIA COLLEGE MAVO ('18)

2022
 Mountain West
 2nd-Team
 All-Conference

CAREER STATISTICS

ASHBY, Lenny Junior

| Year | avg | gp | gs | ab | r | h | 2b | 3b | hr | rbi | tb | slg% | bb | hbp | so | gdp | ob% | sf | sh | sb | att | po | a | e | fld% |
|-------|------|-----|-----|-----|-----|-----|----|----|----|-----|-----|------|----|-----|----|-----|------|----|----|-----|-----|----|---|-------|------|
| 2020* | .453 | 22 | 22 | 64 | 26 | 29 | 8 | 3 | 5 | 32 | 58 | .906 | 15 | 1 | 8 | 0 | .549 | 2 | 0 | 1-3 | 33 | 0 | 1 | .971 | |
| 2021* | .399 | 46 | 46 | 168 | 49 | 67 | 16 | 0 | 10 | 46 | 113 | .673 | 25 | 7 | 26 | 0 | .495 | 0 | 0 | 0-0 | 61 | 1 | 1 | .984 | |
| 2022 | .342 | 54 | 54 | 219 | 42 | 75 | 18 | 1 | 17 | 59 | 146 | .667 | 21 | 6 | 35 | 2 | .406 | 5 | 0 | 3-3 | 87 | 1 | 1 | .989 | |
| 2023 | .435 | 12 | 12 | 46 | 11 | 20 | 2 | 0 | 2 | 20 | 28 | .609 | 8 | 0 | 4 | 2 | .509 | 1 | 0 | 0-1 | 7 | 0 | 0 | 1.000 | |
| TOTAL | .358 | 66 | 66 | 265 | 53 | 95 | 20 | 1 | 19 | 79 | 174 | .657 | 29 | 6 | 39 | 4 | .425 | 6 | 0 | 3-4 | 94 | 1 | 1 | .990 | |
| All* | .384 | 134 | 134 | 497 | 128 | 191 | 44 | 4 | 34 | 157 | 345 | .694 | 69 | 14 | 73 | 4 | .466 | 8 | 0 | 4-7 | 188 | 2 | 3 | .984 | |

* Statistics from prior team/school

2023 GAME-BY-GAME STATISTICS

#34 ASHBY, Lenny Junior - 12 games (All games)

| Date | Opponent | Pos | AB | R | H | RBI | 2B | 3B | HR | BB | SB | CS | HBP | SAC | SF | GDP | K | PO | A | E | Avg | |
|-----------|---------------------|------|----|----|----|-----|----|----|----|----|----|----|-----|-----|----|-----|---|----|---|---|-----|------|
| 2/17/2023 | vs Oregon State | *dh | 4 | 0 | 1 | 0 | 0 | 0 | 0 | 2 | 0 | 0 | 0 | 0 | 0 | 0 | 0 | 1 | 0 | 0 | 0 | .250 |
| 2/18/2023 | vs UC Santa Barbara | *of | 3 | 0 | 2 | 2 | 0 | 0 | 0 | 1 | 0 | 0 | 0 | 0 | 0 | 0 | 0 | 1 | 0 | 0 | 0 | .429 |
| 2/19/2023 | vs Oregon State | *of | 4 | 0 | 2 | 1 | 0 | 0 | 0 | 0 | 0 | 0 | 0 | 0 | 0 | 0 | 1 | 1 | 5 | 0 | 0 | .455 |
| 2/20/2023 | vs Minnesota | *dh | 6 | 1 | 1 | 2 | 0 | 0 | 1 | 0 | 0 | 0 | 0 | 0 | 0 | 0 | 1 | 2 | 0 | 0 | 0 | .353 |
| 2/24/2023 | NORTHERN COLORA | *dh | 3 | 2 | 1 | 1 | 0 | 0 | 0 | 1 | 0 | 0 | 0 | 0 | 0 | 0 | 0 | 0 | 0 | 0 | 0 | .350 |
| 2/25/2023 | NORTHERN COLORA | *of | 5 | 0 | 2 | 3 | 0 | 0 | 0 | 0 | 0 | 1 | 0 | 0 | 0 | 0 | 0 | 1 | 0 | 0 | 0 | .360 |
| 2/25/2023 | NORTHERN COLORA | *dh | 3 | 2 | 2 | 5 | 0 | 0 | 0 | 0 | 0 | 0 | 0 | 0 | 1 | 0 | 0 | 0 | 0 | 0 | 0 | .393 |
| 3/3/2023 | ST. BONAVENTURE | *dh | 5 | 1 | 2 | 1 | 0 | 0 | 0 | 0 | 0 | 0 | 0 | 0 | 0 | 0 | 0 | 0 | 0 | 0 | 0 | .394 |
| 3/4/2023 | ST. BONAVENTURE-1 | *of | 4 | 0 | 2 | 4 | 1 | 0 | 0 | 0 | 0 | 0 | 0 | 0 | 0 | 0 | 0 | 0 | 0 | 0 | 0 | .405 |
| 3/4/2023 | ST. BONAVENTURE-2 | *dh | 1 | 2 | 0 | 0 | 0 | 0 | 0 | 2 | 0 | 0 | 0 | 0 | 0 | 0 | 0 | 0 | 0 | 0 | 0 | .395 |
| 3/5/2023 | ST. BONAVENTURE | *dh | 4 | 2 | 2 | 0 | 1 | 0 | 0 | 1 | 0 | 0 | 0 | 0 | 0 | 0 | 0 | 0 | 0 | 0 | 0 | .405 |
| 3/7/2023 | at Texas Tech | *dh | 4 | 1 | 3 | 1 | 0 | 0 | 1 | 1 | 0 | 0 | 0 | 0 | 0 | 0 | 0 | 0 | 0 | 0 | 0 | .435 |
| Totals | | 12gs | 46 | 11 | 20 | 20 | 2 | 0 | 2 | 8 | 0 | 1 | 0 | 0 | 1 | 2 | 4 | 7 | 0 | 0 | 0 | .435 |

CAREER SINGLE-GAME BESTS

| STAT | NEW MEXICO | | OVERALL | |
|------|------------|---------|---------|---------|
| | AMT. | DATE | AMT. | DATE |
| AB | 6 (3) | 2/20/23 | 7 | 4/6/21 |
| R | 3 | 5/10/22 | 3 (11) | 5/10/22 |
| H | 4 | 4/29/22 | 4 (5) | 4/29/22 |
| RBI | 5 (2) | 2/25/23 | 6 | 2/29/21 |
| 2B | 2 | 4/5/22 | 2 (4) | 4/5/22 |
| 3B | 1 | 3/27/22 | 1 (4) | 3/27/22 |
| HR | 2 | 5/10/22 | 2 | 5/10/22 |
| BB | 2 (3) | 3/4/23 | 3 (2) | 5/1/21 |
| SB | 1 | 4/23/22 | 1 (4) | 4/23/22 |
| PO | 5 | 2/19/23 | 5 (3) | 2/19/23 |
| A | 1 | 5/19/22 | 1 (2) | 5/19/22 |

*Date of last occurrence if (multiple)

2023 SEASON SINGLE-GAME BESTS

| STAT | AMT. | DATE | OPPONENT |
|------|-------|---------|-----------------|
| AB | 6 | 2/20/23 | Minnesota |
| R | 2 (4) | 3/5/23 | St. Bonaventure |
| H | 3 | 3/7/23 | Texas Tech |
| RBI | 5 | 2/25/23 | Northern Colo. |
| 2B | 1 (2) | 3/5/23 | St. Bonaventure |
| 3B | 0 | -- | -- |
| HR | 1 (2) | 3/7/23 | Texas Tech |
| BB | 2 (2) | 3/4/23 | St. Bonaventure |
| SB | 0 | -- | -- |
| PO | 5 | 2/19/23 | Oregon State |
| A | 0 | -- | -- |

*Date of last occurrence if multiple

2023 SEASON HIGHLIGHTS

- Carries an 18-game reached base streak into game on March 10.
- Snapped a 15-game hitting streak on March 4.
- Had a season-high five RBIs on Feb. 25 against Northern Colorado.
- Hit a go-ahead 2-run home run in B8 against Minnesota on Feb. 17, his first HR of the year.
- Matched a career-high with five put-outs on Feb. 19 vs. Oregon State.

CAREER FIRSTS

| NEW MEXICO | | | OVERALL | | |
|-------------|---------|--------------|-------------|--------|----------------------|
| STAT | DATE | OPPONENT | STAT | DATE | OPPONENT |
| GAME | 2/18/22 | Oregon State | GAME | 2/1/20 | Cisco Coll. |
| START | 2/18/22 | Oregon State | START | 2/1/20 | Cisco Coll. |
| AT-BAT | 2/18/22 | Oregon State | AT-BAT | 2/1/20 | Cisco Coll. |
| RUN | 2/19/22 | Gonzaga | RUN | 2/1/20 | Cisco Coll. |
| HIT | 2/18/22 | Gonzaga | HIT | 2/1/20 | Cisco Coll. |
| DOUBLE | 3/5/22 | Air Force | DOUBLE | 2/7/20 | Murray State Coll. |
| TRIPLE | 3/27/22 | Holy Cross | TRIPLE | 2/7/20 | Laredo Coll. |
| HOME RUN | 2/26/22 | Holy Cross | HOME RUN | 2/8/20 | Western Oklahoma St. |
| RBI | 2/25/22 | Holy Cross | RBI | 2/1/20 | Cisco Coll. |
| STOLEN BASE | 2/18/22 | Gonzaga | STOLEN BASE | 2/8/20 | Coastal Bend Coll. |
| WALK OFF | -- | -- | WALK OFF | -- | -- |



UNIVERSITY OF NEW MEXICO

2023 BASEBALL



ARTHUR STEINKAMP

#35

Pos: PITCHER Cl: JUNIOR Ht: 6-0 Wt: 180 B/T: L/L Exp: 3v

2022 - NEW MEXICO - SOPHOMORE

2021 - NEW MEXICO - FRESHMAN

2020 - NEW MEXICO - FRESHMAN (COVID)

HOMETOWN: LOS ALAMOS, N.M. - HIGH SCHOOL: LOS ALAMOS ('19)

PRONUNCIATION
STYNE-camp

CAREER STATISTICS

STEINKAMP, Arthur

| Year | avg | gp-gs | ab | r | h | 2b | 3b | hr | rbi | tb | slg% | bb | hbp | so | gdp | ob% | sf | sh | sb-atl | po | a | e | fld% |
|-------|------|-------|----|---|---|----|----|----|-----|----|------|----|-----|----|-----|------|----|----|--------|----|---|---|-------|
| 2020 | .000 | 0-0 | 0 | 0 | 0 | 0 | 0 | 0 | 0 | 0 | .000 | 0 | 0 | 0 | 0 | .000 | 0 | 0 | 0-0 | 1 | 2 | 0 | 1.000 |
| 2021 | .000 | 0-0 | 0 | 0 | 0 | 0 | 0 | 0 | 0 | 0 | .000 | 0 | 0 | 0 | 0 | .000 | 0 | 0 | 0-0 | 0 | 2 | 0 | 1.000 |
| 2022 | .000 | 4-0 | 0 | 0 | 0 | 0 | 0 | 0 | 0 | 0 | .000 | 0 | 0 | 0 | 0 | .000 | 0 | 0 | 0-0 | 1 | 1 | 0 | 1.000 |
| 2023 | .000 | 2-0 | 0 | 0 | 0 | 0 | 0 | 0 | 0 | 0 | .000 | 0 | 0 | 0 | 0 | .000 | 0 | 0 | 0-0 | 0 | 0 | 0 | .000 |
| TOTAL | .000 | 6-0 | 0 | 0 | 0 | 0 | 0 | 0 | 0 | 0 | .000 | 0 | 0 | 0 | 0 | .000 | 0 | 0 | 0-0 | 2 | 5 | 0 | 1.000 |

| Year | era | w-l | app | gs | cq | sho | sv | ip | h | r | er | bb | so | 2b | 3b | hr | bf | bavg | wp | hbp | bk | sfa | sha |
|-------|-------|-----|-----|----|----|-----|----|------|----|----|----|----|----|----|----|----|-----|------|----|-----|----|-----|-----|
| 2020 | 5.40 | 1-0 | 4 | 0 | 0 | 0/0 | 0 | 5.0 | 6 | 3 | 3 | 0 | 2 | 1 | 0 | 0 | 22 | .286 | 2 | 1 | 0 | 0 | 0 |
| 2021 | 9.82 | 0-0 | 9 | 0 | 0 | 0/0 | 0 | 7.1 | 8 | 8 | 8 | 2 | 8 | 2 | 1 | 1 | 33 | .276 | 1 | 2 | 0 | 0 | 0 |
| 2022 | 24.30 | 0-0 | 4 | 0 | 0 | 0/0 | 0 | 3.1 | 11 | 15 | 9 | 2 | 2 | 2 | 1 | 1 | 28 | .458 | 1 | 2 | 0 | 0 | 0 |
| 2023 | 4.50 | 0-0 | 2 | 0 | 0 | 0/0 | 0 | 4.0 | 6 | 2 | 2 | 3 | 3 | 1 | 0 | 0 | 19 | .400 | 0 | 1 | 0 | 0 | 0 |
| TOTAL | 10.07 | 1-0 | 19 | 0 | 0 | 0/0 | 0 | 19.2 | 31 | 28 | 22 | 7 | 15 | 6 | 2 | 2 | 102 | .348 | 4 | 6 | 0 | 0 | 0 |

2023 GAME-BY-GAME STATISTICS

#35 STEINKAMP, Arthur - 2 appearances (All games)

| Date | Opponent | GS | IP | H | R | ER | BB | SO | 2B | 3B | HR | WP | BK | HBP | IBB | Score | W-L | Sv | ERA | NP |
|-----------|-----------------|-----|-----|---|---|----|----|----|----|----|----|----|----|-----|-----|-------|-----|----|------|----|
| 2/25/2023 | NORTHERN COLORA | 2.0 | 3 | 0 | 0 | 0 | 0 | 1 | 0 | 0 | 0 | 0 | 0 | 0 | 0 | 18-2 | 0-0 | 0 | 0.00 | 24 |
| 3/7/2023 | at Texas Tech | 2.0 | 3 | 2 | 2 | 3 | 2 | 2 | 1 | 0 | 0 | 0 | 0 | 1 | 0 | 3-6 | 0-0 | 0 | 4.50 | 40 |
| Totals | | 0 | 4.0 | 6 | 2 | 2 | 3 | 3 | 1 | 0 | 0 | 0 | 0 | 1 | 0 | 21-8 | 0-0 | 0 | 4.50 | - |

CAREER SINGLE-GAME BESTS

| STAT | AMT. | DATE |
|---------|-------|---------|
| IP | 3.2 | 2/28/20 |
| SO | 2 (4) | 3/7/23 |
| ERA | 0.00 | 2/25/23 |
| PITCHES | 71 | 2/28/20 |
| PO | 1 (2) | 5/19/22 |
| A | 2 | 2/28/20 |

*Date of last occurrence if (multiple)
*Minimum 2.0 IP to qualify for ERA

2023 SEASON SINGLE-GAME BESTS

| STAT | AMT. | DATE | OPPONENT |
|---------|---------|---------|----------------|
| IP | 2.0 (2) | 3/7/23 | Texas Tech |
| SO | 2 | 3/7/23 | Texas Tech |
| ERA | 0.00 | 2/25/23 | Northern Colo. |
| PITCHES | 40 | 3/7/23 | Texas Tech |
| PO | 0 | -- | -- |
| A | 0 | -- | -- |

*Date of last occurrence if multiple

2023 SEASON HIGHLIGHTS

-Matched career high with two strikeouts on March 7 at Texas Tech.
-Made season debut with 2.0 shutout innings against Northern Colorado on Feb. 25.

CAREER FIRSTS

NEW MEXICO

| STAT | DATE | OPPONENT |
|------------|---------|----------|
| GAME START | 2/17/20 | Gonzaga |
| WIN | 3/7/20 | Hofstra |
| LOSS | -- | -- |
| SAVE | -- | -- |
| STRIKEOUT | 2/28/20 | BYU |
| CG | -- | -- |
| SHUTOUT | -- | -- |



UNIVERSITY OF NEW MEXICO

2023 BASEBALL



TERRELL HUDSON

#36

Pos: PITCHER Cl: JUNIOR Ht: 6-5 Wt: 245 B/T: R/R Exp: 3v

2022 - NEW MEXICO - SOPHOMORE

2021 - NEW MEXICO - FRESHMAN

2020 - NEW MEXICO - FRESHMAN (COVID)

HOMETOWN: PHOENIX, ARIZ. - HIGH SCHOOL: GOLDWATER ('19)

PRONUNCIATION
tuh-RELL

CAREER STATISTICS

HUDSON, Terrell

| Year | avg | op-gs | ab | r | h | 2b | 3b | hr | rbi | tb | slg% | bb | hbp | so | gdp | ob% | sf | sh | sb-att | po | a | e | fld% |
|-------|------|-------|----|---|---|----|----|----|-----|----|------|----|-----|----|-----|------|----|----|--------|----|----|---|-------|
| 2020 | .250 | 4-1 | 4 | 1 | 1 | 1 | 0 | 0 | 0 | 2 | .500 | 3 | 0 | 2 | 0 | .571 | 0 | 0 | 0-0 | 2 | 2 | 0 | 1.000 |
| 2021 | .000 | 0-0 | 0 | 0 | 0 | 0 | 0 | 0 | 0 | 0 | .000 | 0 | 0 | 0 | 0 | .000 | 0 | 0 | 0-0 | 1 | 4 | 0 | 1.000 |
| 2022 | .000 | 15-2 | 0 | 0 | 0 | 0 | 0 | 0 | 0 | 0 | .000 | 0 | 0 | 0 | 0 | .000 | 0 | 0 | 0-0 | 1 | 4 | 1 | .833 |
| 2023 | .000 | 4-0 | 0 | 0 | 0 | 0 | 0 | 0 | 0 | 0 | .000 | 0 | 0 | 0 | 0 | .000 | 0 | 0 | 0-0 | 0 | 2 | 0 | 1.000 |
| TOTAL | .250 | 23-3 | 4 | 1 | 1 | 1 | 0 | 0 | 0 | 2 | .500 | 3 | 0 | 2 | 0 | .571 | 0 | 0 | 0-0 | 4 | 12 | 1 | .941 |

| Year | era | w-l | app | gs | cg | sho | sv | ip | h | r | er | bb | so | 2b | 3b | hr | bf | bavg | wp | hbp | bk | sfa | sha |
|-------|------|-----|-----|----|----|-----|----|------|----|----|----|----|----|----|----|----|-----|------|----|-----|----|-----|-----|
| 2020 | 4.22 | 0-0 | 6 | 0 | 0 | 0/2 | 2 | 10.2 | 8 | 5 | 5 | 3 | 10 | 1 | 0 | 1 | 43 | .211 | 0 | 1 | 1 | 0 | 1 |
| 2021 | 7.07 | 1-5 | 11 | 0 | 0 | 0/0 | 0 | 14.0 | 22 | 12 | 11 | 7 | 12 | 5 | 1 | 1 | 71 | .379 | 3 | 0 | 0 | 0 | 6 |
| 2022 | 8.55 | 2-0 | 15 | 2 | 0 | 0/0 | 1 | 33.2 | 50 | 37 | 32 | 12 | 21 | 11 | 0 | 5 | 162 | .352 | 3 | 3 | 0 | 3 | 2 |
| 2023 | 6.43 | 1-0 | 4 | 0 | 0 | 0/0 | 0 | 7.0 | 10 | 5 | 5 | 1 | 5 | 3 | 0 | 2 | 31 | .357 | 0 | 1 | 0 | 0 | 1 |
| TOTAL | 7.30 | 4-5 | 36 | 2 | 0 | 0/2 | 3 | 65.1 | 90 | 59 | 53 | 23 | 48 | 20 | 1 | 9 | 307 | .338 | 6 | 5 | 1 | 3 | 10 |

2023 GAME-BY-GAME STATISTICS

#36 HUDSON, Terrell - 2 games (All games)

| Date | Opponent | Pos | AB | R | H | RBI | 2B | 3B | HR | BB | SB | CS | HBP | SAC | SF | GDP | K | PO | A | E | Avg | |
|-----------|---------------|-----|----|---|---|-----|----|----|----|----|----|----|-----|-----|----|-----|---|----|---|---|-----|------|
| 2/20/2023 | vs Minnesota | p | 0 | 0 | 0 | 0 | 0 | 0 | 0 | 0 | 0 | 0 | 0 | 0 | 0 | 0 | 0 | 0 | 1 | 0 | 0 | .000 |
| 3/7/2023 | at Texas Tech | p | 0 | 0 | 0 | 0 | 0 | 0 | 0 | 0 | 0 | 0 | 0 | 0 | 0 | 0 | 0 | 0 | 1 | 0 | 0 | .000 |
| Totals | | ogs | 0 | 0 | 0 | 0 | 0 | 0 | 0 | 0 | 0 | 0 | 0 | 0 | 0 | 0 | 0 | 0 | 2 | 0 | 0 | .000 |

On base pct. .000 • Slugging pct. .000

#36 HUDSON, Terrell - 4 appearances (All games)

| Date | Opponent | GS | IP | H | R | ER | BB | SO | 2B | 3B | HR | WP | BK | HBP | IBB | Score | W-L | Sv | ERA | NP |
|-----------|---------------------|----|-----|----|---|----|----|----|----|----|----|----|----|-----|-----|-------|-----|----|------|----|
| 2/18/2023 | vs UC Santa Barbara | 1 | 0 | 1 | 1 | 0 | 3 | 0 | 0 | 0 | 1 | 0 | 0 | 0 | 0 | 3-1 | 0-0 | 0 | 9.00 | 12 |
| 2/20/2023 | vs Minnesota | 3 | 0 | 0 | 0 | 1 | 1 | 0 | 0 | 0 | 0 | 0 | 0 | 0 | 0 | 4-3 | 1-0 | 0 | 2.25 | 34 |
| 3/5/2023 | ST. BONAVENTURE | 0 | 2 | 3 | 3 | 3 | 0 | 0 | 1 | 0 | 1 | 0 | 0 | 1 | 0 | 16-6 | 1-0 | 0 | 7.71 | 13 |
| 3/7/2023 | at Texas Tech | 1 | 2 | 1 | 1 | 0 | 1 | 2 | 0 | 0 | 0 | 0 | 0 | 0 | 0 | 3-6 | 1-0 | 0 | 6.43 | 42 |
| Totals | | 0 | 7.0 | 10 | 5 | 5 | 1 | 5 | 3 | 0 | 2 | 0 | 0 | 1 | 0 | 26-16 | 1-0 | 0 | 6.43 | - |

CAREER FIRSTS

NEW MEXICO

| STAT | DATE | OPPONENT |
|------------|---------|------------------|
| GAME START | 2/14/20 | Oregon State |
| WIN | 4/5/22 | New Mexico State |
| LOSS | 4/24/21 | Washington |
| SAVE | 3/7/21 | UNLV |
| STRIKEOUT | 2/28/20 | BYU |
| CG | 2/17/20 | Gonzaga |
| SHUTOUT | -- | -- |

CAREER SINGLE-GAME BESTS

| STAT | AMT. | DATE |
|---------|-------|------------|
| IP | 4.1 | 5/1/22 |
| SO | 5 | 4/5/22 |
| ERA | 0.00 | (7)2/20/23 |
| PITCHES | 92 | 5/20/22 |
| PO | 2 | 2/15/20 |
| A | 2 (2) | 2/19/22 |

*Date of last occurrence if (multiple)
*Minimum 2.0 IP to qualify for ERA

2023 SEASON SINGLE-GAME BESTS

| STAT | AMT. | DATE | OPPONENT |
|---------|-------|---------|------------|
| IP | 3.0 | 2/20/23 | Minnesota |
| SO | 3 | 2/18/23 | UCSB |
| ERA | 0.00 | 2/20/23 | Minnesota |
| PITCHES | 34 | 2/20/23 | Minnesota |
| PO | 0 | -- | -- |
| A | 1 (2) | 3/7/23 | Texas Tech |

*Date of last occurrence if multiple

2023 SEASON HIGHLIGHTS

-Earned fourth career win with three scoreless frames against Minnesota on Feb. 20.
-Made season debut on Feb. 18 against UCSB.



UNIVERSITY OF NEW MEXICO

2023 BASEBALL



WIL BANNISTER

#40

Pos: PITCHER **Cl:** JUNIOR **Ht:** 6-3 **Wt:** 205 **B/T:** R/R **Exp:** JC
2022 - PIMA COMMUNITY COLLEGE - SOPHOMORE
2021 - PIMA COMMUNITY COLLEGE - FRESHMAN
HOMETOWN: LAS CRUCES, N.M. - **HIGH SCHOOL:** CENTENNIAL ('20)

CAREER STATISTICS

BANNISTER, WIL

| Year | avg | op-gs | ab | r | h | 2b | 3b | hr | rbi | tb | slg% | bb | hbp | so | qdp | ob% | sf | sh | sb-atl | po | a | e | fld% |
|-------|------|-------|----|---|---|----|----|----|-----|----|------|----|-----|----|-----|------|----|----|--------|----|----|---|-------|
| 2021* | .000 | 11-10 | 0 | 0 | 0 | 0 | 0 | 0 | 0 | 0 | .000 | 0 | 0 | 0 | 0 | .000 | 0 | 0 | 0-0 | 5 | 6 | 0 | 1.000 |
| 2022* | .000 | 18-1 | 0 | 0 | 0 | 0 | 0 | 0 | 0 | 0 | .000 | 0 | 0 | 0 | 0 | .000 | 0 | 0 | 0-0 | 2 | 5 | 0 | 1.000 |
| 2023 | .000 | 4-1 | 0 | 0 | 0 | 0 | 0 | 0 | 0 | 0 | .000 | 0 | 0 | 0 | 0 | .000 | 0 | 0 | 0-0 | 0 | 1 | 0 | 1.000 |
| TOTAL | .000 | 4-1 | 0 | 0 | 0 | 0 | 0 | 0 | 0 | 0 | .000 | 0 | 0 | 0 | 0 | .000 | 0 | 0 | 0-0 | 0 | 1 | 0 | 1.000 |
| All* | .000 | 33-12 | 0 | 0 | 0 | 0 | 0 | 0 | 0 | 0 | .000 | 0 | 0 | 0 | 0 | .000 | 0 | 0 | 0-0 | 7 | 12 | 0 | 1.000 |

| Year | era | w-l | app | gs | cq | sho | sv | ip | h | r | er | bb | so | 2b | 3b | hr | bf | bavg | wp | hbp | bk | sfa | sha |
|-------|------|-----|-----|----|----|-----|----|------|----|----|----|----|----|----|----|----|----------|-------|----|-----|----|-----|-----|
| 2021* | 5.62 | 4-3 | 11 | 10 | 2 | 2/0 | 1 | 49.2 | 59 | 38 | 31 | 20 | 42 | 0 | 0 | 8 | 0.99,000 | 1 | 9 | 0 | 0 | 0 | 0 |
| 2022* | 3.77 | 3-1 | 18 | 1 | 0 | 0/0 | 4 | 31.0 | 24 | 19 | 13 | 13 | 37 | 0 | 0 | 0 | 0.99,000 | 0 | 2 | 0 | 0 | 0 | 0 |
| 2023 | 6.75 | 0-1 | 4 | 1 | 0 | 0/0 | 1 | 5.1 | 6 | 4 | 4 | 2 | 1 | 1 | 0 | 0 | 24 | .286 | 0 | 0 | 0 | 0 | 1 |
| TOTAL | 6.75 | 0-1 | 4 | 1 | 0 | 0/0 | 1 | 5.1 | 6 | 4 | 4 | 2 | 1 | 1 | 0 | 0 | 24 | .286 | 0 | 0 | 0 | 0 | 1 |
| All* | 5.02 | 7-5 | 33 | 12 | 2 | 2/0 | 6 | 86.0 | 89 | 61 | 48 | 35 | 80 | 1 | 0 | 8 | 24 | 4.238 | 1 | 11 | 0 | 0 | 1 |

* Statistics from prior team/school

2023 GAME-BY-GAME STATISTICS

#40 BANNISTER, Wil - 1 game (All games)

| Date | Opponent | Pos | AB | R | H | RBI | 2B | 3B | HR | BB | SB | CS | HBP | SAC | SF | GDP | K | PO | A | E | Avg | |
|-----------|--------------|-----|----|---|---|-----|----|----|----|----|----|----|-----|-----|----|-----|---|----|---|---|-----|------|
| 2/20/2023 | vs Minnesota | P | 0 | 0 | 0 | 0 | 0 | 0 | 0 | 0 | 0 | 0 | 0 | 0 | 0 | 0 | 0 | 0 | 1 | 0 | 0 | .000 |
| Totals | | Ogs | 0 | 0 | 0 | 0 | 0 | 0 | 0 | 0 | 0 | 0 | 0 | 0 | 0 | 0 | 0 | 0 | 1 | 0 | 0 | .000 |

On base pct. .000 • Slugging pct. .000

#40 BANNISTER, Wil - 4 appearances (All games)

| Date | Opponent | GS | IP | H | R | ER | BB | SO | 2B | 3B | HR | WP | BK | HBP | IBB | Score | W/L | Sv | ERA | NP |
|-----------|---------------------|----|-----|---|---|----|----|----|----|----|----|----|----|-----|-----|-------|-----|----|------|----|
| 2/18/2023 | vs UC Santa Barbara | | 2.0 | 1 | 0 | 0 | 0 | 0 | 0 | 0 | 0 | 0 | 0 | 0 | 0 | 3-1 | 0-0 | 1 | 0.00 | 25 |
| 2/20/2023 | vs Minnesota | | 1.0 | 2 | 1 | 1 | 0 | 0 | 0 | 0 | 0 | 0 | 0 | 0 | 0 | 4-3 | 0-0 | 1 | 3.00 | 18 |
| 3/4/2023 | ST. BONAVENTURE-2 | | 1.0 | 0 | 0 | 0 | 0 | 1 | 0 | 0 | 0 | 0 | 0 | 0 | 0 | 20-3 | 0-0 | 1 | 2.25 | 7 |
| 3/7/2023 | at Texas Tech | | 1.1 | 3 | 3 | 3 | 2 | 0 | 1 | 0 | 0 | 0 | 0 | 0 | 0 | 3-6 | 0-1 | 1 | 6.75 | 34 |
| Totals | | 1 | 5.1 | 6 | 4 | 4 | 2 | 1 | 1 | 0 | 0 | 0 | 0 | 0 | 0 | 30-13 | 0-1 | 1 | 6.75 | - |

CAREER FIRSTS

| NEW MEXICO | | | OVERALL | | |
|------------|---------|-----------------|------------|---------|------------------------|
| STAT | DATE | OPPONENT | STAT | DATE | OPPONENT |
| GAME START | 2/18/23 | UCSB | GAME START | 2/12/21 | Coll. of Southern Nev. |
| WIN | 3/1/23 | Texas Tech | WIN | 2/23/21 | Paradise Valley CC |
| LOSS | -- | -- | LOSS | 2/12/21 | Coll. of Southern Nev. |
| SAVE | 2/18/23 | UCSB | SAVE | 3/20/21 | Yavapai Coll. |
| STRIKEOUT | 3/4/23 | St. Bonaventure | STRIKEOUT | 2/12/21 | Coll. of Southern Nev. |
| CG | -- | -- | CG | 3/9/21 | Phoenix Coll. |
| SHUTOUT | -- | -- | SHUTOUT | 3/9/21 | Phoenix Coll. |

CAREER SINGLE-GAME BESTS

| STAT | NEW MEXICO | | OVERALL | |
|---------|------------|---------|----------|---------|
| | AMT. | DATE | AMT. | DATE |
| IP | 2.0 | 2/18/23 | 7.0 (2) | 3/30/21 |
| SO | 1 | 3/4/23 | 9 | 2/23/21 |
| ERA | 0.00 | 2/18/23 | 0.00 (8) | 2/18/23 |
| PITCHES | 34 | 3/9/23 | N/A | -- |
| PO | 0 | -- | 2 (3) | 4/5/22 |
| A | 1 | 2/20/23 | 4 | 3/30/22 |

*Date of last occurrence if (multiple)

*Minimum 2.0 IP to qualify for ERA

2023 SEASON SINGLE-GAME BESTS

| STAT | AMT. | DATE | OPPONENT |
|---------|----------|---------|-----------------|
| IP | 2.0 | 2/18/23 | UCSB |
| SO | 1 | 3/4/23 | St. Bonaventure |
| ERA | 0.00 (2) | 3/4/23 | St. Bonaventure |
| PITCHES | 34 | 3/9/23 | Texas Tech |
| PO | 0 | -- | -- |
| A | 1 | 2/20/23 | Minnesota |

*Date of last occurrence if multiple

2023 SEASON HIGHLIGHTS

- Made first start as a Lobo on March 7 at Texas Tech.
- Notched first strikeout as a Lobo on March 4 with a scoreless inning against St. Bonaventure.
- Earned a save in UNM debut on Feb. 18 against UCSB.



UNIVERSITY OF NEW MEXICO

2023 BASEBALL



ALEC STANFIELD

#42

Pos: PITCHER Cl: JUNIOR Ht: 6-1 Wt: 185 B/T: R/R Exp: JC
 2022 - SOUTH MOUNTAIN COMMUNITY COLLEGE - SOPHOMORE
 2021 - SOUTH MOUNTAIN COMMUNITY COLLEGE - FRESHMAN
 HOMETOWN: ALBUQUERQUE, N.M. - HIGH SCHOOL: RIO RANCHO (*20)

CAREER STATISTICS

| STANFIELD, Alec | | | | | | | | | | | | | | | | | | | | | | | | | | | |
|-----------------|------|-------|----|---|---|----|----|----|-----|----|------|----|-----|----|----|------|----|----|--------|----|---|---|-------|--|--|--|--|
| Year | avg | op-gs | ab | r | h | 2b | 3b | hr | rbi | tb | slg% | bb | hbp | so | op | ob% | sf | sh | sb-att | po | a | e | fld% | | | | |
| 2021* | .000 | 13-5 | 0 | 0 | 0 | 0 | 0 | 0 | 0 | 0 | .000 | 0 | 0 | 0 | 0 | .000 | 0 | 0 | 0-0 | 4 | 2 | 0 | 1.000 | | | | |
| 2022* | .000 | 14-1 | 0 | 0 | 0 | 0 | 0 | 0 | 0 | 0 | .000 | 0 | 0 | 0 | 0 | .000 | 0 | 0 | 0-0 | 2 | 1 | 0 | 1.000 | | | | |
| 2023 | .000 | 1-0 | 0 | 0 | 0 | 0 | 0 | 0 | 0 | 0 | .000 | 0 | 0 | 0 | 0 | .000 | 0 | 0 | 0-0 | 0 | 0 | 0 | .000 | | | | |
| TOTAL | .000 | 1-0 | 0 | 0 | 0 | 0 | 0 | 0 | 0 | 0 | .000 | 0 | 0 | 0 | 0 | .000 | 0 | 0 | 0-0 | 0 | 0 | 0 | .000 | | | | |
| All* | .000 | 28-6 | 0 | 0 | 0 | 0 | 0 | 0 | 0 | 0 | .000 | 0 | 0 | 0 | 0 | .000 | 0 | 0 | 0-0 | 6 | 3 | 0 | 1.000 | | | | |

| Year | era | w-l | app | gs | cq | sho | sv | ip | h | r | er | bb | so | 2b | 3b | hr | bf | bavq | wp | hbp | bk | sfa | sha |
|-------|-------|-----|-----|----|----|-----|----|------|----|----|----|----|----|----|----|----|----|-------|----|-----|----|-----|-----|
| 2021* | 7.80 | 2-2 | 13 | 5 | 0 | 0/0 | 0 | 30.0 | 33 | 35 | 26 | 25 | 31 | 0 | 0 | 3 | 0 | .268 | 4 | 9 | 0 | 0 | 0 |
| 2022* | 3.24 | 0-2 | 14 | 1 | 0 | 0/0 | 1 | 25.0 | 24 | 13 | 9 | 9 | 33 | 0 | 0 | 2 | 0 | .250 | 6 | 6 | 0 | 0 | 0 |
| 2023 | 54.00 | 0-0 | 1 | 0 | 0 | 0/0 | 0 | 0.1 | 3 | 2 | 2 | 2 | 0 | 1 | 0 | 0 | 6 | 1.000 | 1 | 0 | 0 | 1 | 0 |
| TOTAL | 54.00 | 0-0 | 1 | 0 | 0 | 0/0 | 0 | 0.1 | 3 | 2 | 2 | 2 | 0 | 1 | 0 | 0 | 6 | 1.000 | 1 | 0 | 0 | 1 | 0 |
| All* | 6.02 | 2-4 | 28 | 6 | 0 | 0/0 | 1 | 55.1 | 60 | 50 | 37 | 36 | 64 | 1 | 0 | 5 | 6 | .270 | 11 | 15 | 0 | 1 | 0 |

* Statistics from prior team/school

2023 GAME-BY-GAME STATISTICS

#42 STANFIELD, Alec - 1 appearance (All games)

| Date | Opponent | GS | IP | H | R | ER | BB | SO | 2B | 3B | HR | WP | BK | HBP | IBB | Score | W-L | Sv | ERA | NP |
|----------|-------------------|----|-----|---|---|----|----|----|----|----|----|----|----|-----|-----|-------|-----|----|-------|----|
| 3/4/2023 | ST. BONAVENTURE-1 | 0 | 0.1 | 3 | 2 | 2 | 2 | 0 | 1 | 0 | 0 | 1 | 0 | 0 | 0 | 8-17 | 0-0 | 0 | 54.00 | 19 |
| Totals | | 0 | 0.1 | 3 | 2 | 2 | 2 | 0 | 1 | 0 | 0 | 1 | 0 | 0 | 0 | 8-17 | 0-0 | 0 | 54.00 | - |

CAREER SINGLE-GAME BESTS

| STAT | NEW MEXICO | | OVERALL | |
|---------|------------|--------|---------|------------|
| | AMT. | DATE | AMT. | DATE |
| IP | 0.1 | 3/4/23 | 5.0 | 2/8/22 |
| SO | 0 | -- | 6 | 3/20/21 |
| ERA | 0 | -- | 0.00 | (5) 3/9/22 |
| PITCHES | 19 | 3/4/23 | N/A | -- |
| PO | 0 | -- | 1 (6) | 4/9/22 |
| A | 0 | -- | 1 (3) | 2/8/22 |

*Date of last occurrence if (multiple)

*Minimum 2.0 IP to qualify for ERA

2023 SEASON SINGLE-GAME BESTS

| STAT | AMT. | DATE | OPPONENT |
|---------|-------|--------|-----------------|
| IP | 0.1 | 3/4/23 | St. Bonaventure |
| SO | 0 | -- | -- |
| ERA | 54.00 | 3/4/23 | St. Bonaventure |
| PITCHES | 19 | 3/4/23 | St. Bonaventure |
| PO | 0 | -- | -- |
| A | 0 | -- | -- |

*Date of last occurrence if multiple

2023 SEASON HIGHLIGHTS

-Made Lobo debut on March 4 against St. Bonaventure.

CAREER FIRSTS

| NEW MEXICO | | | OVERALL | | |
|------------|--------|-----------------|-----------|---------|-----------------------|
| STAT | DATE | OPPONENT | STAT | DATE | OPPONENT |
| GAME | 3/4/23 | St. Bonaventure | GAME | 2/20/21 | Glendale CC |
| START | -- | -- | START | 2/20/21 | Glendale CC |
| WIN | -- | -- | WIN | 4/10/21 | Eastern Arizona Coll. |
| LOSS | -- | -- | LOSS | 3/20/21 | Cochise Coll. |
| SAVE | -- | -- | SAVE | 4/12/22 | Phoenix Coll. |
| STRIKEOUT | -- | -- | STRIKEOUT | 2/20/21 | Glendale CC |
| CG | -- | -- | CG | -- | -- |
| SHUTOUT | -- | -- | SHUTOUT | -- | -- |



UNIVERSITY OF NEW MEXICO 2023 BASEBALL



DOMINIC FELIX

#44

Pos: INFIELDER Cl: FRESHMAN Ht: 6-0 Wt: 205 B/T: R/R Exp: HS
HOMETOWN: TUCSON, ARIZ. - HIGH SCHOOL: CANYON DEL ORO ('22)

CAREER STATISTICS

FELIX, Dominic

| Year | avg | gp-gs | ab | r | h | 2b | 3b | hr | rbi | tb | slg% | bb | hbp | so | gdp | ob% | sf | sh | sb-att | po | a | e | fld% |
|-------|------|-------|----|---|---|----|----|----|-----|----|------|----|-----|----|-----|------|----|----|--------|----|---|---|-------|
| 2023 | .000 | 5-0 | 7 | 1 | 0 | 0 | 0 | 0 | 1 | 0 | .000 | 1 | 0 | 0 | 2 | .125 | 0 | 0 | 0-0 | 0 | 2 | 0 | 1.000 |
| TOTAL | .000 | 5-0 | 7 | 1 | 0 | 0 | 0 | 0 | 1 | 0 | .000 | 1 | 0 | 0 | 2 | .125 | 0 | 0 | 0-0 | 0 | 2 | 0 | 1.000 |

2023 GAME-BY-GAME STATISTICS

#44 FELIX, Dominic - 5 games (All games)

| Date | Opponent | Pos | AB | R | H | RBI | 2B | 3B | HR | BB | SB | CS | HBP | SAC | SF | GDP | K | PO | A | E | Avg |
|-----------|-------------------|-------|----|---|---|-----|----|----|----|----|----|----|-----|-----|----|-----|---|----|---|---|------|
| 2/24/2023 | NORTHERN COLORA | ph/3b | 3 | 1 | 0 | 1 | 0 | 0 | 0 | 1 | 0 | 0 | 0 | 0 | 0 | 1 | 0 | 0 | 1 | 0 | .000 |
| 2/25/2023 | NORTHERN COLORA | ph/3b | 1 | 0 | 0 | 0 | 0 | 0 | 0 | 0 | 0 | 0 | 0 | 0 | 0 | 0 | 0 | 0 | 0 | 0 | .000 |
| 3/4/2023 | ST. BONAVENTURE-1 | ph | 1 | 0 | 0 | 0 | 0 | 0 | 0 | 0 | 0 | 0 | 0 | 0 | 0 | 0 | 0 | 0 | 0 | 0 | .000 |
| 3/4/2023 | ST. BONAVENTURE-2 | ph/3b | 1 | 0 | 0 | 0 | 0 | 0 | 0 | 0 | 0 | 0 | 0 | 0 | 0 | 0 | 0 | 0 | 0 | 0 | .000 |
| 3/5/2023 | ST. BONAVENTURE | ph/3b | 1 | 0 | 0 | 0 | 0 | 0 | 0 | 0 | 0 | 0 | 0 | 0 | 0 | 0 | 0 | 0 | 0 | 0 | .000 |
| Totals | | Ogs | 7 | 1 | 0 | 1 | 0 | 0 | 0 | 1 | 0 | 0 | 0 | 0 | 0 | 2 | 0 | 0 | 2 | 0 | .000 |

CAREER SINGLE-GAME BESTS

| STAT | AMT. | DATE |
|------|-------|---------|
| AB | 3 | 2/24/23 |
| R | 1 | 2/24/23 |
| H | 0 | -- |
| RBI | 1 | 2/24/23 |
| 2B | 0 | -- |
| 3B | 0 | -- |
| HR | 0 | -- |
| BB | 1 | 2/24/23 |
| SB | 0 | -- |
| PO | 0 | -- |
| A | 1 (2) | 2/25/23 |

*Date of last occurrence if (multiple)

2023 SEASON SINGLE-GAME BESTS

| STAT | AMT. | DATE | OPPONENT |
|------|-------|---------|----------------|
| AB | 3 | 2/24/23 | Northern Colo. |
| R | 1 | 2/24/23 | Northern Colo. |
| H | 0 | -- | -- |
| RBI | 1 | 2/24/23 | Northern Colo. |
| 2B | 0 | -- | -- |
| 3B | 0 | -- | -- |
| HR | 0 | -- | -- |
| BB | 1 | 2/25/23 | Northern Colo. |
| SB | 0 | -- | -- |
| PO | 0 | -- | -- |
| A | 1 (2) | 2/25/23 | Northern Colo. |

*Date of last occurrence if (multiple)

2023 SEASON HIGHLIGHTS

-Made collegiate debut on Feb. 24 against Northern Colorado.

CAREER FIRSTS

NEW MEXICO

| STAT | DATE | OPPONENT |
|-------------|---------|-------------------|
| GAME | 2/24/23 | Northern Colorado |
| START | -- | -- |
| AT-BAT | 2/24/23 | Northern Colorado |
| RUN | 2/24/23 | Northern Colorado |
| HIT | -- | -- |
| DOUBLE | -- | -- |
| TRIPLE | -- | -- |
| HOME RUN | -- | -- |
| RBI | 2/24/23 | Northern Colorado |
| STOLEN BASE | -- | -- |
| WALK OFF | -- | -- |



UNIVERSITY OF NEW MEXICO

2023 BASEBALL



JACOB STRMISKA

#48

Pos: PITCHER Cl: JUNIOR Ht: 6-3 Wt: 190 B/T: R/R Exp: 1v

2022 - NEW MEXICO - SOPHOMORE

2021 - WABASH VALLEY COLLEGE - FRESHMAN

2020 - WABASH VALLEY COLLEGE - FRESHMAN (COVID)

HOMETOWN: GEORGETOWN, TEXAS - HIGH SCHOOL: ROUND ROCK ('19)

PRONUNCIATION
stir-MISS-kuh

CAREER STATISTICS

STRMISKA, Jacob

| Year | avg | gp-gs | ab | r | h | 2b | 3b | hr | rbi | tb | slg% | bb | hbp | so | gdp | ob% | sf | sh | sb-atl | po | a | e | fld% |
|-------|------|-------|----|---|---|----|----|----|-----|----|------|----|-----|----|-----|------|----|----|--------|----|---|---|------|
| 2021* | .000 | 9-0 | 0 | 0 | 0 | 0 | 0 | 0 | 0 | 0 | .000 | 0 | 0 | 0 | 0 | .000 | 0 | 0 | 0-0 | 0 | 0 | 0 | .000 |
| 2022 | .000 | 11-0 | 0 | 0 | 0 | 0 | 0 | 0 | 0 | 0 | .000 | 0 | 0 | 0 | 0 | .000 | 0 | 0 | 0-0 | 0 | 0 | 0 | .000 |
| TOTAL | .000 | 11-0 | 0 | 0 | 0 | 0 | 0 | 0 | 0 | 0 | .000 | 0 | 0 | 0 | 0 | .000 | 0 | 0 | 0-0 | 0 | 0 | 0 | .000 |
| All* | .000 | 20-0 | 0 | 0 | 0 | 0 | 0 | 0 | 0 | 0 | .000 | 0 | 0 | 0 | 0 | .000 | 0 | 0 | 0-0 | 0 | 0 | 0 | .000 |

| Year | era | w-l | app | gs | cq | sho | sv | ip | h | r | er | bb | so | 2b | 3b | hr | bf | bavg | wp | hbp | bk | sfa | sha |
|-------|------|-----|-----|----|----|-----|----|------|----|----|----|----|----|----|----|----|--------|------|----|-----|----|-----|-----|
| 2021* | 1.04 | 1-0 | 9 | 0 | 0 | 0/0 | 0 | 8.2 | 7 | 2 | 1 | 6 | 13 | 0 | 0 | 0 | 99.000 | 2 | 1 | 0 | 0 | 0 | |
| 2022 | 8.10 | 1-0 | 11 | 0 | 0 | 0/0 | 0 | 13.1 | 19 | 13 | 12 | 3 | 8 | 6 | 0 | 0 | 67 | .333 | 6 | 5 | 0 | 2 | 0 |
| TOTAL | 8.10 | 1-0 | 11 | 0 | 0 | 0/0 | 0 | 13.1 | 19 | 13 | 12 | 3 | 8 | 6 | 0 | 0 | 67 | .333 | 6 | 5 | 0 | 2 | 0 |
| All* | 5.32 | 2-0 | 20 | 0 | 0 | 0/0 | 0 | 22.0 | 26 | 15 | 13 | 9 | 21 | 6 | 0 | 0 | 67 | .456 | 8 | 6 | 0 | 2 | 0 |

* Statistics from prior team/school

CAREER SINGLE-GAME BESTS

| STAT | NEW MEXICO | | OVERALL | |
|---------|------------|---------|---------|---------|
| | AMT. | DATE | AMT. | DATE |
| IP | 2.0 (2) | 3/20/22 | 2.0 (3) | 3/20/22 |
| SO | 2 (3) | 4/22/22 | 3 (2) | 4/17/21 |
| ERA | 4.50 | 3/20/22 | 0.00 | 4/22/21 |
| PITCHES | 45 | 3/15/22 | 45 | 3/15/22 |
| PO | 0 | -- | 0 | -- |
| A | 0 | -- | 0 | -- |

*Date of last occurrence if (multiple)

*Minimum 2.0 IP to qualify for ERA

2023 GAME-BY-GAME STATISTICS

2023 SEASON SINGLE-GAME BESTS

| STAT | AMT. | DATE | OPPONENT |
|---------|------|------|----------|
| IP | 0 | -- | -- |
| SO | 0 | -- | -- |
| ERA | 0 | -- | -- |
| PITCHES | 0 | -- | -- |
| PO | 0 | -- | -- |
| A | 0 | -- | -- |

*Date of last occurrence if multiple

2023 SEASON HIGHLIGHTS

CAREER FIRSTS

| NEW MEXICO | | | OVERALL | | |
|------------|---------|--------------|------------|---------|---------------------|
| STAT | DATE | OPPONENT | STAT | DATE | OPPONENT |
| GAME START | 2/19/22 | Gonzaga | GAME START | 3/6/21 | Heartland CC |
| WIN | 3/23/22 | Arizona | WIN | 4/30/21 | Lincoln Trail Coll. |
| LOSS | -- | -- | LOSS | -- | -- |
| SAVE | -- | -- | SAVE | -- | -- |
| STRIKEOUT | 3/12/22 | Fresno State | STRIKEOUT | 3/30/21 | Shawnee CC |
| CG | -- | -- | CG | -- | -- |
| SHUTOUT | -- | -- | SHUTOUT | -- | -- |



UNIVERSITY OF NEW MEXICO

2023 BASEBALL



ADOLFO ITURRALDE

#49

Pos: PITCHER Cl: JUNIOR Ht: 6-1 Wt: 185 B/T: R/R Exp: 1v
 2022 - NEW MEXICO - SOPHOMORE
 2021 - LAMAR COMMUNITY COLLEGE - FRESHMAN
 2020 - LAMAR COMMUNITY COLLEGE - FRESHMAN (COVID)
 HOMETOWN: LOS LUNAS, N.M. - HIGH SCHOOL: VALENCIA ('19)

PRONUNCIATION
 ee-turr-ALL-day

CAREER STATISTICS

ITURRALDE, Adolfo

| Year | avg | gp-gs | ab | r | h | 2b | 3b | hr | rbi | tb | slg% | bb | hbp | so | gdp | ob% | sf | sh | sb-atl | po | a | e | fld% |
|-------|------|-------|----|---|---|----|----|----|-----|----|------|----|-----|----|-----|------|----|----|--------|----|---|---|-------|
| 2020* | .000 | 5-4 | 0 | 0 | 0 | 0 | 0 | 0 | 0 | 0 | .000 | 0 | 0 | 0 | 0 | .000 | 0 | 0 | 0-0 | 5 | 0 | 0 | 1.000 |
| 2021* | .000 | 15-7 | 0 | 0 | 0 | 0 | 0 | 0 | 0 | 0 | .000 | 0 | 0 | 0 | 0 | .000 | 0 | 0 | 0-0 | 8 | 7 | 3 | .833 |
| 2022 | .000 | 2-0 | 0 | 0 | 0 | 0 | 0 | 0 | 0 | 0 | .000 | 0 | 0 | 0 | 0 | .000 | 0 | 0 | 0-0 | 0 | 1 | 0 | 1.000 |
| 2023 | .000 | 3-0 | 0 | 0 | 0 | 0 | 0 | 0 | 0 | 0 | .000 | 0 | 0 | 0 | 0 | .000 | 0 | 0 | 0-0 | 0 | 0 | 0 | .000 |
| TOTAL | .000 | 5-0 | 0 | 0 | 0 | 0 | 0 | 0 | 0 | 0 | .000 | 0 | 0 | 0 | 0 | .000 | 0 | 0 | 0-0 | 0 | 1 | 0 | 1.000 |
| All* | .000 | 25-11 | 0 | 0 | 0 | 0 | 0 | 0 | 0 | 0 | .000 | 0 | 0 | 0 | 0 | .000 | 0 | 0 | 0-0 | 13 | 8 | 3 | .875 |

| Year | era | w-l | app | qs | cq | sho | sv | ip | h | r | er | bb | so | 2b | 3b | hr | bf | bavg | wp | hbp | bk | sfa | sha |
|-------|------|-----|-----|----|----|-----|----|------|-----|-----|----|----|-----|----|----|----|------|------|----|-----|----|-----|-----|
| 2020* | 5.01 | 0-3 | 5 | 4 | 0 | 0/0 | 0 | 23.1 | 27 | 23 | 13 | 12 | 26 | 0 | 0 | 0 | 0 | .314 | 6 | 3 | 0 | 0 | 0 |
| 2021* | 8.70 | 5-4 | 15 | 7 | 1 | 1/0 | 0 | 69.1 | 92 | 80 | 67 | 48 | 79 | 0 | 0 | 12 | 0 | .369 | 3 | 13 | 0 | 0 | 0 |
| 2022 | 9.00 | 0-0 | 2 | 0 | 0 | 0/0 | 0 | 1.0 | 2 | 3 | 1 | 3 | 0 | 0 | 0 | 9 | .333 | 2 | 0 | 0 | 0 | 0 | 0 |
| 2023 | 0.00 | 0-0 | 3 | 0 | 0 | 0/0 | 0 | 2.1 | 1 | 0 | 0 | 4 | 1 | 0 | 0 | 9 | .125 | 0 | 1 | 0 | 0 | 0 | 0 |
| TOTAL | 2.70 | 0-0 | 5 | 0 | 0 | 0/0 | 0 | 3.1 | 3 | 3 | 1 | 3 | 4 | 1 | 0 | 18 | .214 | 2 | 1 | 0 | 0 | 0 | 0 |
| All* | 7.59 | 5-7 | 25 | 11 | 1 | 1/0 | 0 | 96.0 | 122 | 106 | 81 | 63 | 109 | 1 | 0 | 12 | 18 | .350 | 11 | 17 | 0 | 0 | 0 |

* Statistics from prior team/school

2023 GAME-BY-GAME STATISTICS

#49 ITURRALDE, Adolfo - 3 appearances (All games)

| Date | Opponent | GS | IP | H | R | ER | BB | SO | 2B | 3B | HR | WP | BK | HBP | IBB | Score | W-L | Sv | ERA | NP |
|-----------|-----------------|----|-----|---|---|----|----|----|----|----|----|----|----|-----|-----|-------|-----|----|------|----|
| 2/19/2023 | vs Oregon State | 0 | 0.1 | 0 | 0 | 0 | 0 | 1 | 0 | 0 | 0 | 0 | 0 | 0 | 0 | 6-14 | 0-0 | 0 | 0.00 | 4 |
| 2/24/2023 | NORTHERN COLORA | 1 | 1.0 | 0 | 0 | 0 | 0 | 2 | 0 | 0 | 0 | 0 | 0 | 0 | 1 | 30-1 | 0-0 | 0 | 0.00 | 21 |
| 3/3/2023 | ST. BONAVENTURE | 1 | 1.0 | 1 | 0 | 0 | 0 | 1 | 1 | 0 | 0 | 0 | 0 | 0 | 0 | 14-4 | 0-0 | 0 | 0.00 | 17 |
| Totals | | 0 | 2.1 | 1 | 0 | 0 | 0 | 4 | 1 | 0 | 0 | 0 | 0 | 0 | 1 | 50-19 | 0-0 | 0 | 0.00 | - |

CAREER SINGLE-GAME BESTS

| STAT | NEW MEXICO | | OVERALL | |
|---------|------------|---------|---------|---------|
| | AMT. | DATE | AMT. | DATE |
| IP | 1.0 (3) | 3/3/23 | 8.0 | 2/21/20 |
| SO | 2 | 2/24/23 | 11 | 3/27/21 |
| ERA | 0 | -- | 0.00 | 2/3/21 |
| PITCHES | 28 | 5/10/22 | N/A | -- |
| PO | 0 | -- | 3 | 2/1/20 |
| A | 1 | 5/10/22 | 3 | 2/13/21 |

*Date of last occurrence if (multiple)
 *Minimum 2.0 IP to qualify for ERA

2023 SEASON SINGLE-GAME BESTS

| STAT | AMT. | DATE | OPPONENT |
|---------|----------|---------|-----------------|
| IP | 1.0 (2) | 3/3/23 | St. Bonaventure |
| SO | 2 | 2/24/23 | Northern Colo. |
| ERA | 0.00 (3) | 3/3/23 | St. Bonaventure |
| PITCHES | 21 | 2/24/23 | Northern Colo. |
| PO | 0 | -- | -- |
| A | 0 | -- | -- |

*Date of last occurrence if multiple

2023 SEASON HIGHLIGHTS

-Made season debut on Feb. 19 against No. 23 Oregon State.

CAREER FIRSTS

| NEW MEXICO | | | OVERALL | | |
|------------|---------|--------------|------------|---------|----------------------|
| STAT | DATE | OPPONENT | STAT | DATE | OPPONENT |
| GAME START | 3/8/22 | Arizona | GAME START | 2/1/20 | Garden City CC |
| WIN | -- | -- | WIN | 2/15/20 | New Mexico Military |
| LOSS | -- | -- | LOSS | 4/10/21 | Trinidad State Coll. |
| SAVE | -- | -- | SAVE | 2/1/20 | Garden City CC |
| STRIKEOUT | 2/19/23 | Oregon State | STRIKEOUT | 2/1/20 | Garden City CC |
| CG | -- | -- | CG | 3/11/21 | Otero Coll. |
| SHUTOUT | -- | -- | SHUTOUT | -- | -- |



UNIVERSITY OF NEW MEXICO

2023 BASEBALL



TEAM GAME-BY-GAME

2023 New Mexico Baseball

Team Game-by-Game for New Mexico (as of Mar 08, 2023)

Batting (All games)

| Date | Opponent | ab | r | h | rbi | 2b | 3b | hr | tb | bb | ibb | sb | cs | hbp | sac | sf | gdp | k | po | a | e | lob | avg |
|---------------|---------------------|------------|------------|------------|------------|-----------|----------|-----------|------------|-----------|----------|-----------|----------|----------|----------|----------|----------|-----------|------------|------------|----------|------------|-------------|
| 2/17/2023 | vs Oregon State | 43 | 7 | 14 | 7 | 3 | 1 | 0 | 19 | 4 | 0 | 1 | 0 | 1 | 0 | 0 | 0 | 14 | 27 | 5 | 0 | 14 | .326 |
| 2/18/2023 | vs UC Santa Barbara | 32 | 3 | 7 | 2 | 0 | 1 | 0 | 9 | 3 | 0 | 0 | 0 | 0 | 0 | 0 | 0 | 14 | 27 | 9 | 0 | 5 | .280 |
| 2/19/2023 | vs Oregon State | 35 | 6 | 11 | 6 | 1 | 0 | 1 | 15 | 1 | 0 | 0 | 0 | 2 | 0 | 1 | 2 | 9 | 24 | 7 | 0 | 6 | .291 |
| 2/20/2023 | vs Minnesota | 45 | 4 | 12 | 4 | 1 | 0 | 1 | 16 | 4 | 0 | 0 | 0 | 0 | 0 | 0 | 2 | 11 | 36 | 15 | 0 | 10 | .284 |
| 2/24/2023 | NORTHERN COLORAD | 50 | 30 | 28 | 27 | 5 | 2 | 5 | 52 | 10 | 0 | 1 | 0 | 1 | 0 | 2 | 2 | 6 | 27 | 10 | 0 | 9 | .351 |
| 2/25/2023 | NORTHERN COLORAD | 32 | 11 | 9 | 9 | 0 | 0 | 2 | 15 | 12 | 1 | 4 | 1 | 0 | 0 | 0 | 0 | 8 | 27 | 12 | 2 | 9 | .342 |
| 2/25/2023 | NORTHERN COLORAD | 36 | 18 | 20 | 18 | 4 | 1 | 1 | 29 | 7 | 0 | 0 | 0 | 1 | 0 | 2 | 1 | 5 | 21 | 9 | 0 | 10 | .370 |
| 3/3/2023 | ST. BONAVENTURE | 38 | 14 | 16 | 14 | 3 | 0 | 3 | 28 | 5 | 0 | 2 | 0 | 0 | 0 | 0 | 0 | 3 | 24 | 14 | 0 | 7 | .376 |
| 3/4/2023 | ST. BONAVENTURE | 36 | 8 | 9 | 8 | 1 | 0 | 1 | 13 | 10 | 0 | 0 | 0 | 0 | 0 | 1 | 0 | 8 | 27 | 17 | 2 | 12 | .363 |
| 3/4/2023 | ST. BONAVENTURE | 34 | 20 | 13 | 17 | 4 | 1 | 1 | 22 | 9 | 0 | 0 | 0 | 0 | 0 | 1 | 0 | 2 | 21 | 8 | 2 | 6 | .365 |
| 3/5/2023 | ST. BONAVENTURE | 34 | 16 | 17 | 14 | 6 | 2 | 3 | 36 | 6 | 0 | 2 | 0 | 0 | 1 | 0 | 1 | 7 | 21 | 10 | 0 | 7 | .376 |
| 3/7/2023 | at Texas Tech | 36 | 3 | 9 | 3 | 1 | 0 | 1 | 13 | 4 | 0 | 2 | 0 | 1 | 0 | 0 | 1 | 5 | 24 | 13 | 0 | 11 | .366 |
| Totals | | 451 | 140 | 165 | 129 | 29 | 8 | 19 | 267 | 75 | 1 | 12 | 1 | 6 | 1 | 7 | 9 | 92 | 306 | 129 | 6 | 106 | .366 |

2023 New Mexico Baseball

Team Game-by-Game for New Mexico (as of Mar 08, 2023)

Pitching (All games)

| Date | Opponent | ip | h | r | er | bb | so | 2b | 3b | hr | wp | bk | hbp | dp | ibb | score | w-l | sv | era |
|---------------|---------------------|--------------|------------|-----------|-----------|-----------|-----------|-----------|----------|-----------|----------|----------|-----------|-----------|----------|---------------|------------|----------|-------------|
| 2/17/2023 | vs Oregon State | 9.0 | 7 | 2 | 2 | 1 | 13 | 2 | 0 | 1 | 0 | 0 | 1 | 0 | 0 | 7-2 | 1-0 | 1 | 2.00 |
| 2/18/2023 | vs UC Santa Barbara | 9.0 | 6 | 1 | 1 | 1 | 10 | 1 | 0 | 1 | 0 | 0 | 0 | 0 | 0 | 3-1 | 2-0 | 2 | 1.50 |
| 2/19/2023 | vs Oregon State | 8.0 | 15 | 14 | 14 | 9 | 7 | 3 | 1 | 2 | 0 | 0 | 1 | 1 | 0 | 6-14 | 2-1 | 2 | 5.88 |
| 2/20/2023 | vs Minnesota | 12.0 | 14 | 3 | 3 | 5 | 7 | 2 | 0 | 0 | 0 | 0 | 0 | 0 | 0 | 4-3 | 3-1 | 2 | 4.74 |
| 2/24/2023 | NORTHERN COLORAD | 9.0 | 5 | 1 | 1 | 1 | 12 | 0 | 0 | 0 | 1 | 0 | 3 | 1 | 0 | 30-1 | 4-1 | 2 | 4.02 |
| 2/25/2023 | NORTHERN COLORAD | 9.0 | 11 | 3 | 3 | 0 | 7 | 3 | 0 | 0 | 1 | 0 | 0 | 1 | 0 | 11-3 | 5-1 | 3 | 3.86 |
| 2/25/2023 | NORTHERN COLORAD | 7.0 | 5 | 2 | 2 | 1 | 5 | 0 | 0 | 2 | 0 | 0 | 0 | 1 | 0 | 18-2 | 6-1 | 3 | 3.71 |
| 3/3/2023 | ST. BONAVENTURE | 8.0 | 8 | 4 | 4 | 0 | 6 | 2 | 1 | 1 | 0 | 0 | 0 | 1 | 0 | 14-4 | 7-1 | 3 | 3.80 |
| 3/4/2023 | ST. BONAVENTURE | 9.0 | 20 | 17 | 15 | 3 | 2 | 5 | 0 | 3 | 1 | 1 | 4 | 2 | 0 | 8-17 | 7-2 | 3 | 5.06 |
| 3/4/2023 | ST. BONAVENTURE | 7.0 | 3 | 3 | 2 | 1 | 5 | 1 | 0 | 1 | 0 | 0 | 0 | 1 | 0 | 20-3 | 8-2 | 3 | 4.86 |
| 3/5/2023 | ST. BONAVENTURE | 7.0 | 11 | 6 | 6 | 0 | 5 | 2 | 0 | 1 | 1 | 0 | 1 | 1 | 0 | 16-6 | 9-2 | 3 | 5.07 |
| 3/7/2023 | at Texas Tech | 8.0 | 10 | 6 | 6 | 7 | 4 | 4 | 0 | 0 | 0 | 0 | 1 | 1 | 0 | 3-6 | 9-3 | 3 | 5.21 |
| Totals | | 102.0 | 115 | 62 | 59 | 29 | 83 | 25 | 2 | 12 | 4 | 1 | 11 | 10 | 0 | 140-62 | 9-3 | 3 | 5.21 |



UNIVERSITY OF NEW MEXICO

2023 BASEBALL



BATTING LEADERS



2023 New Mexico Baseball Batting Leaders for New Mexico (as of Mar 08, 2023) (All games)



Hitting minimums - 1 Games 1 AB 1 TPA
Pitching minimums - 1 Games

| Batting avg | |
|---------------------------|------|
| 1. 33 DITZENBERGER, Dylan | .489 |
| 2. 15 RUNION, Braydon | .467 |
| 3. 8 KINKADE, Konner | .455 |
| 4. 34 ASHBY, Lenny Junior | .435 |
| 5. 4 PIGFORD, Deylan | .415 |

| Runs scored | |
|---------------------------|----|
| 1. 33 DITZENBERGER, Dylan | 24 |
| 2. 4 PIGFORD, Deylan | 17 |
| 3. 15 RUNION, Braydon | 15 |
| 30 SPENRATH, Reed | 15 |
| 5. 12 WEISENBORN, Chase | 14 |

| Doubles | |
|-----------------------|---|
| 1. 15 RUNION, Braydon | 4 |
| 30 SPENRATH, Reed | 4 |
| 4 PIGFORD, Deylan | 4 |
| 4. 7 DAVID, Jeffrey | 3 |
| 3 DIXON, Devon | 3 |

| Total bases | |
|---------------------------|----|
| 1. 15 RUNION, Braydon | 34 |
| 2. 7 DAVID, Jeffrey | 28 |
| 34 ASHBY, Lenny Junior | 28 |
| 4. 33 DITZENBERGER, Dylan | 27 |
| 18 HOLLAND, Jake | 27 |

| Sac bunts | |
|---------------------------|---|
| 1. 33 DITZENBERGER, Dylan | 1 |

| Caught stealing | |
|---------------------------|---|
| 1. 34 ASHBY, Lenny Junior | 1 |

| Strikeouts | |
|-----------------------|----|
| 1. 30 SPENRATH, Reed | 13 |
| 2. 15 RUNION, Braydon | 12 |
| 3. 7 DAVID, Jeffrey | 9 |
| 25 OLSON, Justin | 9 |
| 5. 4 tied at..... | 7 |

| At bats | |
|---------------------------|----|
| 1. 7 DAVID, Jeffrey | 52 |
| 2. 34 ASHBY, Lenny Junior | 46 |
| 3. 33 DITZENBERGER, Dylan | 45 |
| 15 RUNION, Braydon | 45 |
| 5. 4 PIGFORD, Deylan | 41 |

| Games as sub | |
|----------------------|----|
| 1. 11 STEPHENS, Sean | 11 |
| 2. 8 KINKADE, Konner | 10 |
| 3. 29 HERD, Caleb | 6 |
| 4. 3 tied at..... | 5 |

| Slugging pct | |
|-----------------------|------|
| 1. 18 HOLLAND, Jake | .794 |
| 2. 15 RUNION, Braydon | .756 |
| 3. 30 SPENRATH, Reed | .667 |
| 4. 3 DIXON, Devon | .655 |
| 5. 8 KINKADE, Konner | .636 |

| Hits | |
|---------------------------|----|
| 1. 33 DITZENBERGER, Dylan | 22 |
| 2. 15 RUNION, Braydon | 21 |
| 3. 34 ASHBY, Lenny Junior | 20 |
| 4. 4 PIGFORD, Deylan | 17 |
| 5. 7 DAVID, Jeffrey | 16 |

| Triples | |
|----------------------|---|
| 1. 7 DAVID, Jeffrey | 3 |
| 2. 4 PIGFORD, Deylan | 2 |
| 3. 11 STEPHENS, Sean | 1 |
| 24 SMITH, Kyle | 1 |
| 12 WEISENBORN, Chase | 1 |

| Walks | |
|---------------------------|----|
| 1. 30 SPENRATH, Reed | 13 |
| 2. 4 PIGFORD, Deylan | 8 |
| 34 ASHBY, Lenny Junior | 8 |
| 3 DIXON, Devon | 8 |
| 5. 33 DITZENBERGER, Dylan | 7 |

| Sac flies | |
|---------------------|---|
| 1. 7 DAVID, Jeffrey | 2 |
| 2. 5 tied at..... | 1 |

| Steal attempts | |
|---------------------------|---|
| 1. 4 PIGFORD, Deylan | 4 |
| 2. 33 DITZENBERGER, Dylan | 3 |
| 3. 7 DAVID, Jeffrey | 2 |
| 30 SPENRATH, Reed | 2 |
| 5. 2 tied at..... | 1 |

| Grounded into DP | |
|---------------------------|---|
| 1. 34 ASHBY, Lenny Junior | 2 |
| 44 FELIX, Dominic | 2 |
| 3. 5 tied at..... | 1 |

| Games played | |
|-------------------|----|
| 1. 7 tied at..... | 12 |

| On base pct | |
|---------------------------|------|
| 1. 8 KINKADE, Konner | .600 |
| 2. 29 HERD, Caleb | .571 |
| 3. 33 DITZENBERGER, Dylan | .547 |
| 4. 4 PIGFORD, Deylan | .520 |
| 5. 15 RUNION, Braydon | .510 |

| Runs batted in | |
|---------------------------|----|
| 1. 34 ASHBY, Lenny Junior | 20 |
| 2. 7 DAVID, Jeffrey | 18 |
| 3. 33 DITZENBERGER, Dylan | 15 |
| 4. 3 tied at..... | 14 |

| Home runs | |
|---------------------------|---|
| 1. 18 HOLLAND, Jake | 4 |
| 30 SPENRATH, Reed | 4 |
| 3. 15 RUNION, Braydon | 3 |
| 4. 34 ASHBY, Lenny Junior | 2 |
| 3 DIXON, Devon | 2 |

| Hit by pitch | |
|-------------------|---|
| 1. 6 tied at..... | 1 |

| Stolen bases | |
|---------------------------|---|
| 1. 4 PIGFORD, Deylan | 4 |
| 2. 33 DITZENBERGER, Dylan | 3 |
| 3. 30 SPENRATH, Reed | 2 |
| 7 DAVID, Jeffrey | 2 |
| 5. 15 RUNION, Braydon | 1 |

| Stolen base pct | |
|------------------------|-------|
| 1. 7 DAVID, Jeffrey | 1.000 |
| 33 DITZENBERGER, Dylan | 1.000 |
| 15 RUNION, Braydon | 1.000 |
| 4 PIGFORD, Deylan | 1.000 |
| 30 SPENRATH, Reed | 1.000 |

| Total plate appearances | |
|---------------------------|----|
| 1. 7 DAVID, Jeffrey | 60 |
| 2. 34 ASHBY, Lenny Junior | 55 |
| 3. 30 SPENRATH, Reed | 54 |
| 33 DITZENBERGER, Dylan | 54 |
| 5. 15 RUNION, Braydon | 51 |

| Game starts | |
|-------------------|----|
| 1. 7 tied at..... | 12 |



UNIVERSITY OF NEW MEXICO

2023 BASEBALL



PITCHING LEADERS



2023 New Mexico Baseball Pitching Leaders for New Mexico (as of Mar 08, 2023) (All games)



Hitting minimums - 1 Games 1 AB 1 TPA
Pitching minimums - 1 Games

| Earned run avg | |
|-----------------------|------|
| 1. 19 STILL, Justin | 0.00 |
| 49 ITURRALDE, Adolfo | 0.00 |
| 9 DEWYER, Trent | 0.00 |
| 4. 27 GALLEGOS, Isaac | 1.80 |
| 5. 23 JACKSON, Jaren | 2.45 |

| Opposing bat avg | |
|-------------------------|------|
| 1. 19 STILL, Justin | .100 |
| 2. 49 ITURRALDE, Adolfo | .125 |
| 3. 27 GALLEGOS, Isaac | .137 |
| 4. 9 DEWYER, Trent | .200 |
| 5. 10 EGLOFF, Riley | .206 |

| Won-loss pct | |
|----------------------|-------|
| 1. 10 EGLOFF, Riley | 1.000 |
| 27 GALLEGOS, Isaac | 1.000 |
| 36 HUDSON, Terrell | 1.000 |
| 23 JACKSON, Jaren | 1.000 |
| 5. 2 LIVELY, Tristin | .667 |

| Wins | |
|-----------------------|---|
| 1. 10 EGLOFF, Riley | 3 |
| 2. 27 GALLEGOS, Isaac | 2 |
| 2 LIVELY, Tristin | 2 |
| 4. 23 JACKSON, Jaren | 1 |
| 36 HUDSON, Terrell | 1 |

| Losses | |
|----------------------|---|
| 1. 40 BANNISTER, Wil | 1 |
| 13 RUSSELL, Brett | 1 |
| 2 LIVELY, Tristin | 1 |

| Saves | |
|----------------------|---|
| 1. 6 MCBROOM, Brian | 2 |
| 2. 40 BANNISTER, Wil | 1 |

| Innings pitched | |
|-----------------------|------|
| 1. 10 EGLOFF, Riley | 17.0 |
| 2. 27 GALLEGOS, Isaac | 15.0 |
| 3. 2 LIVELY, Tristin | 14.0 |
| 4. 23 JACKSON, Jaren | 11.0 |
| 5. 6 MCBROOM, Brian | 10.2 |

| Batters struck out | |
|----------------------|----|
| 1. 10 EGLOFF, Riley | 20 |
| 2. 2 LIVELY, Tristin | 13 |
| 27 GALLEGOS, Isaac | 13 |
| 4. 6 MCBROOM, Brian | 10 |
| 5. 23 JACKSON, Jaren | 7 |

| Appearances | |
|----------------------|---|
| 1. 6 MCBROOM, Brian | 5 |
| 2. 40 BANNISTER, Wil | 4 |
| 36 HUDSON, Terrell | 4 |
| 4. 5 tied at..... | 3 |

| Games started | |
|-----------------------|---|
| 1. 27 GALLEGOS, Isaac | 3 |
| 10 EGLOFF, Riley | 3 |
| 2 LIVELY, Tristin | 3 |
| 4. 23 JACKSON, Jaren | 2 |
| 5. 40 BANNISTER, Wil | 1 |

| Games finished | |
|-------------------------|---|
| 1. 49 ITURRALDE, Adolfo | 3 |
| 6 MCBROOM, Brian | 3 |
| 3. 36 HUDSON, Terrell | 2 |
| 40 BANNISTER, Wil | 2 |
| 5. 2 tied at..... | 1 |

| Games in relief | |
|--------------------------|---|
| 1. 6 MCBROOM, Brian | 5 |
| 2. 36 HUDSON, Terrell | 4 |
| 3. 40 BANNISTER, Wil | 3 |
| 22 BAKER-LIVINGSTON, Ben | 3 |
| 49 ITURRALDE, Adolfo | 3 |

| Wild pitches | |
|-----------------------|---|
| 1. 27 GALLEGOS, Isaac | 1 |
| 10 EGLOFF, Riley | 1 |
| 2 LIVELY, Tristin | 1 |
| 42 STANFIELD, Alec | 1 |

| Balks | |
|---------------------|---|
| 1. 6 MCBROOM, Brian | 1 |

| Hit batters | |
|----------------------|---|
| 1. 6 MCBROOM, Brian | 3 |
| 2. 2 LIVELY, Tristin | 2 |
| 3. 6 tied at..... | 1 |

| Intentional BB allowed | |
|------------------------|--|
|------------------------|--|

| Runners picked off | |
|--------------------|--|
|--------------------|--|

| Batters SO out looking | |
|-------------------------|---|
| 1. 10 EGLOFF, Riley | 9 |
| 2. 2 LIVELY, Tristin | 6 |
| 3. 6 MCBROOM, Brian | 4 |
| 4. 49 ITURRALDE, Adolfo | 3 |
| 5. 36 HUDSON, Terrell | 2 |

| Sac bunts allowed | |
|-----------------------|---|
| 1. 6 MCBROOM, Brian | 2 |
| 2. 36 HUDSON, Terrell | 1 |
| 40 BANNISTER, Wil | 1 |
| 19 STILL, Justin | 1 |
| 10 EGLOFF, Riley | 1 |

| Sac flies allowed | |
|----------------------|---|
| 1. 2 LIVELY, Tristin | 1 |
| 42 STANFIELD, Alec | 1 |
| 13 RUSSELL, Brett | 1 |

| Hits allowed | |
|-----------------------|---|
| 1. 9 DEWYER, Trent | 1 |
| 49 ITURRALDE, Adolfo | 1 |
| 19 STILL, Justin | 1 |
| 4. 42 STANFIELD, Alec | 3 |
| 5. 16 FLORES, Junior | 4 |

| Runs allowed | |
|-------------------------|---|
| 1. 9 DEWYER, Trent | 0 |
| 49 ITURRALDE, Adolfo | 0 |
| 19 STILL, Justin | 0 |
| 4. 35 STEINKAMP, Arthur | 2 |
| 42 STANFIELD, Alec | 2 |

| Earned runs allowed | |
|-------------------------|---|
| 1. 9 DEWYER, Trent | 0 |
| 49 ITURRALDE, Adolfo | 0 |
| 19 STILL, Justin | 0 |
| 4. 35 STEINKAMP, Arthur | 2 |
| 42 STANFIELD, Alec | 2 |

| Walks allowed | |
|--------------------------|---|
| 1. 9 DEWYER, Trent | 0 |
| 49 ITURRALDE, Adolfo | 0 |
| 3. 6 MCBROOM, Brian | 1 |
| 22 BAKER-LIVINGSTON, Ben | 1 |
| 16 FLORES, Junior | 1 |

| Doubles allowed | |
|-----------------------|---|
| 1. 9 DEWYER, Trent | 0 |
| 19 STILL, Justin | 0 |
| 27 GALLEGOS, Isaac | 0 |
| 16 FLORES, Junior | 0 |
| 5. 42 STANFIELD, Alec | 1 |

| Triples allowed | |
|--------------------|---|
| 1. 9 DEWYER, Trent | 0 |
| 19 STILL, Justin | 0 |
| 27 GALLEGOS, Isaac | 0 |
| 16 FLORES, Junior | 0 |
| 42 STANFIELD, Alec | 0 |

| Home runs allowed | |
|--------------------------|---|
| 1. 9 DEWYER, Trent | 0 |
| 19 STILL, Justin | 0 |
| 22 BAKER-LIVINGSTON, Ben | 0 |
| 35 STEINKAMP, Arthur | 0 |
| 42 STANFIELD, Alec | 0 |



UNIVERSITY OF NEW MEXICO

2023 BASEBALL



GAMES SUMMARY



2023 New Mexico Baseball Games Summary for New Mexico (as of Mar 08, 2023) (All games)



| Score by innings | 1 | 2 | 3 | 4 | 5 | 6 | 7 | 8 | 9 | EX | Total |
|------------------|----|----|----|----|----|----|---|----|---|----|-------|
| New Mexico | 17 | 21 | 35 | 21 | 10 | 18 | 9 | 8 | 0 | 1 | 140 |
| Opponents | 3 | 14 | 4 | 7 | 1 | 11 | 7 | 14 | 1 | 0 | 62 |

Record when ...

| | | | |
|----------------------|-----|----------------------|-----|
| Overall | 9-3 | After 6 leading | 8-0 |
| Conference | 0-0 | trailing | 0-3 |
| Non-Conference | 9-3 | tied | 1-0 |
| Home games | 6-1 | After 7 leading | 5-0 |
| Away games | 0-1 | trailing | 0-3 |
| Neutral site | 3-1 | tied | 1-0 |
| Day games | 8-3 | After 8 leading | 5-0 |
| Night games | 1-0 | trailing | 0-3 |
| vs Left starter | 3-2 | tied | 0-0 |
| vs Right starter | 6-1 | Hit 0 home runs | 2-0 |
| 1-Run games | 1-0 | ... 1 home run | 3-3 |
| 2-Run games | 1-0 | ... 2+ home runs | 4-0 |
| 5+Run games | 7-2 | Opponent 0 home runs | 3-1 |
| Extra innings | 1-0 | 1 home run | 5-0 |
| Shutouts | 0-0 | 2+ HRs | 1-2 |
| Scoring 0-2 runs | 0-0 | Made 0 errors | 7-2 |
| 3-5 runs | 2-1 | 1 error | 0-0 |
| 6-9 runs | 1-2 | 2+ errors | 2-1 |
| 10+ runs | 6-0 | Opp. made 0 errors | 1-1 |
| Opponent 0-2 runs | 4-0 | 1 error | 4-1 |
| 3-5 runs | 4-0 | 2+ errors | 4-1 |
| 6-9 runs | 1-1 | Out-hit opponent | 7-0 |
| 10+ runs | 0-2 | Out-hit by opponent | 2-3 |
| Scored in 1st inning | 5-0 | Hits are tied | 0-0 |
| Opp. scored in 1st | 2-0 | | |
| Scores first | 4-2 | | |
| Opp. scores first | 5-1 | | |

Record when team scores:

| | | | | | | | | | | | |
|------|-----|-----|-----|-----|-----|-----|-----|-----|-----|-----|-----|
| Runs | 0 | 1 | 2 | 3 | 4 | 5 | 6 | 7 | 8 | 9 | 10+ |
| W-L | 0-0 | 0-0 | 0-0 | 1-1 | 1-0 | 0-0 | 0-1 | 1-0 | 0-1 | 0-0 | 6-0 |

Record when opponent scores:

| | | | | | | | | | | | |
|------|-----|-----|-----|-----|-----|-----|-----|-----|-----|-----|-----|
| Runs | 0 | 1 | 2 | 3 | 4 | 5 | 6 | 7 | 8 | 9 | 10+ |
| W-L | 0-0 | 2-0 | 2-0 | 3-0 | 1-0 | 0-0 | 1-1 | 0-0 | 0-0 | 0-0 | 0-2 |

Record when leading after:

| | | | | | | | | |
|------|-----|-----|-----|-----|-----|-----|-----|-----|
| Inn. | 1 | 2 | 3 | 4 | 5 | 6 | 7 | 8 |
| W-L | 5-0 | 5-1 | 7-1 | 8-1 | 8-1 | 8-0 | 5-0 | 5-0 |

Record when trailing after:

| | | | | | | | | |
|------|-----|-----|-----|-----|-----|-----|-----|-----|
| Inn. | 1 | 2 | 3 | 4 | 5 | 6 | 7 | 8 |
| W-L | 0-0 | 3-2 | 1-2 | 0-2 | 0-2 | 0-3 | 0-3 | 0-3 |

Record when tied after:

| | | | | | | | | |
|------|-----|-----|-----|-----|-----|-----|-----|-----|
| Inn. | 1 | 2 | 3 | 4 | 5 | 6 | 7 | 8 |
| W-L | 4-3 | 1-0 | 1-0 | 1-0 | 1-0 | 1-0 | 1-0 | 0-0 |

Current losing streak: 1
 Longest winning streak: 5
 Longest losing streak: 1

Home attendance : 2616 (5 dates avg = 523)
 Away attendance : 8646 (5 dates avg = 1729)
 Total attendance: 11262 (10 dates avg = 1126)



UNIVERSITY OF NEW MEXICO

2023 BASEBALL



GAME HIGHS



2023 New Mexico Baseball Season Game Highs for New Mexico (as of Mar 08, 2023) (All games)

TEAM GAME HIGHS

Batting

| | | |
|------------------|----|---|
| At bats: | 50 | - vs Northern Colorado (2/24/2023) |
| Runs scored: | 30 | - vs Northern Colorado (2/24/2023) |
| Hits: | 28 | - vs Northern Colorado (2/24/2023) |
| RBIs: | 27 | - vs Northern Colorado (2/24/2023) |
| Doubles: | 6 | - vs St. Bonaventure (3/5/2023) |
| Triples: | 2 | - vs Northern Colorado (2/24/2023) |
| | 2 | - vs St. Bonaventure (3/5/2023) |
| Home runs: | 5 | - vs Northern Colorado (2/24/2023) |
| Total bases: | 52 | - vs Northern Colorado (2/24/2023) |
| Walks: | 12 | - vs Northern Colorado (2/25/2023) |
| Strikeouts: | 14 | - vs Oregon State (2/17/2023 at Surprise, AZ) |
| | 14 | - vs UC Santa Barbara (2/18/2023 at Surprise, AZ) |
| Sac hits: | 1 | - vs St. Bonaventure (3/5/2023) |
| Sac flies: | 2 | - vs Northern Colorado (2/24/2023) |
| | 2 | - vs Northern Colorado (2/25/2023) |
| Stolen bases: | 4 | - vs Northern Colorado (2/25/2023) |
| Hit by pitch: | 2 | - vs Oregon State (2/19/2023 at Surprise, AZ) |
| Caught stealing: | 1 | - vs Northern Colorado (2/25/2023) |
| Runners LOB: | 14 | - vs Oregon State (2/17/2023 at Surprise, AZ) |
| Hit into DP: | 2 | - vs Oregon State (2/19/2023 at Surprise, AZ) |
| | 2 | - vs Minnesota (2/20/2023 at Surprise, AZ) |
| | 2 | - vs Northern Colorado (2/24/2023) |

Fielding

| | | |
|---------------|----|---|
| Putouts: | 36 | - vs Minnesota (2/20/2023 at Surprise, AZ) |
| Assists: | 17 | - vs St. Bonaventure (3/4/2023) |
| Errors: | 2 | - vs Northern Colorado (2/25/2023) |
| | 2 | - vs St. Bonaventure (3/4/2023) |
| | 2 | - vs St. Bonaventure (3/4/2023) |
| Passed balls: | 1 | - vs UC Santa Barbara (2/18/2023 at Surprise, AZ) |
| DPs turned: | 2 | - vs St. Bonaventure (3/4/2023) |

Pitching

| | | |
|------------------|------|---|
| Innings pitched: | 12.0 | - vs Minnesota (2/20/2023 at Surprise, AZ) |
| Runs allowed: | 17 | - vs St. Bonaventure (3/4/2023) |
| Earned runs: | 15 | - vs St. Bonaventure (3/4/2023) |
| Walks allowed: | 9 | - vs Oregon State (2/19/2023 at Surprise, AZ) |
| Strikeouts: | 13 | - vs Oregon State (2/17/2023 at Surprise, AZ) |
| Hits allowed: | 20 | - vs St. Bonaventure (3/4/2023) |
| Doubles allowed: | 5 | - vs St. Bonaventure (3/4/2023) |
| Triples allowed: | 1 | - vs Oregon State (2/19/2023 at Surprise, AZ) |
| | 1 | - vs St. Bonaventure (3/3/2023) |
| Homers allowed: | 3 | - vs St. Bonaventure (3/4/2023) |
| Wild pitches: | 1 | - (4 times) |
| Hit batters: | 4 | - vs St. Bonaventure (3/4/2023) |



UNIVERSITY OF NEW MEXICO

2023 BASEBALL



2023 New Mexico Baseball Season Game Highs for New Mexico (as of Mar 08, 2023) (All games)



INDIVIDUAL GAME HIGHS

Batting

| | | |
|------------------|----|--|
| At bats: | 7 | - DAVID, Jeffrey vs Northern Colorado (2/24/2023) |
| Runs scored: | 4 | - (4 times) |
| Hits: | 5 | - DAVID, Jeffrey vs Northern Colorado (2/24/2023) |
| RBIs: | 6 | - DAVID, Jeffrey vs Northern Colorado (2/24/2023) |
| | 6 | - SPENRATH, Reed vs Northern Colorado (2/24/2023) |
| Doubles: | 2 | - DIXON, Devon vs Northern Colorado (2/24/2023) |
| | 2 | - RUNION, Braydon vs St. Bonaventure (3/4/2023) |
| Triples: | 1 | - (8 times) |
| Home runs: | 3 | - SPENRATH, Reed vs Northern Colorado (2/24/2023) |
| Total bases: | 12 | - SPENRATH, Reed vs Northern Colorado (2/24/2023) |
| Walks: | 3 | - (4 times) |
| Strikeouts: | 4 | - DIXON, Devon vs Oregon State (2/17/2023 at Surprise, AZ) |
| Sac hits: | 1 | - DITZENBERGER, Dylan vs St. Bonaventure (3/5/2023) |
| Sac flies: | 1 | - (7 times) |
| Stolen bases: | 2 | - PIGFORD, Deylan at Texas Tech (3/7/2023) |
| Hit by pitch: | 1 | - (6 times) |
| Caught stealing: | 1 | - ASHBY, Lenny Junior vs Northern Colorado (2/25/2023) |
| Runners LOB: | 6 | - SPENRATH, Reed vs Oregon State (2/17/2023 at Surprise, AZ) |
| | 6 | - HOLLAND, Jake vs St. Bonaventure (3/4/2023) |

Fielding

| | | |
|---------------|----|---|
| Putouts: | 13 | - HOLLAND, Jake vs Oregon State (2/17/2023 at Surprise, AZ) |
| | 13 | - SPENRATH, Reed vs St. Bonaventure (3/4/2023) |
| Assists: | 6 | - DAVID, Jeffrey vs St. Bonaventure (3/4/2023) |
| Errors: | 2 | - DAVID, Jeffrey vs St. Bonaventure (3/4/2023) |
| Passed balls: | 1 | - SMITH, Kyle vs UC Santa Barbara (2/18/2023 at Surprise, AZ) |

Pitching

| | | |
|------------------|-----|---|
| Innings pitched: | 7.0 | - EGLOFF, Riley vs St. Bonaventure (3/3/2023) |
| Runs allowed: | 6 | - MCBROOM, Brian vs St. Bonaventure (3/4/2023) |
| Earned runs: | 5 | - LIVELY, Tristin vs St. Bonaventure (3/4/2023) |
| Walks allowed: | 3 | - GALLEGOS, Isaac vs Oregon State (2/19/2023 at Surprise, AZ) |
| | 3 | - STEINKAMP, Arthur at Texas Tech (3/7/2023) |
| Strikeouts: | 8 | - EGLOFF, Riley vs Northern Colorado (2/24/2023) |
| Hits allowed: | 8 | - LIVELY, Tristin vs Northern Colorado (2/25/2023) |
| Doubles allowed: | 2 | - (6 times) |
| Triples allowed: | 1 | - RUSSELL, Brett vs Oregon State (2/19/2023 at Surprise, AZ) |
| | 1 | - EGLOFF, Riley vs St. Bonaventure (3/3/2023) |
| Homers allowed: | 2 | - GALLEGOS, Isaac vs Northern Colorado (2/25/2023) |
| Wild pitches: | 1 | - (4 times) |
| Hit batters: | 2 | - LIVELY, Tristin vs St. Bonaventure (3/4/2023) |
| | 2 | - MCBROOM, Brian vs St. Bonaventure (3/4/2023) |



UNIVERSITY OF NEW MEXICO

2023 BASEBALL



GAME RESULTS



2023 New Mexico Baseball Game Results for New Mexico (as of Mar 08, 2023) (All games)



| Date | Opponent | Score | Inns | Overall | MW | Pitcher of record | Attend | Time |
|-------------|---------------------|--------|------|---------|-------|----------------------|--------|------|
| # 2/17/2023 | vs #23 Oregon State | w 7-2 | 9 | 1-0-0 | 0-0-0 | EGLOFF, R. (W 1-0) | 2191 | 3:11 |
| # 2/18/2023 | vs UC Santa Barbara | w 3-1 | 9 | 2-0-0 | 0-0-0 | LIVELY, T. (W 1-0) | 431 | 2:20 |
| # 2/19/2023 | vs #23 Oregon State | L 6-14 | 9 | 2-1-0 | 0-0-0 | RUSSELL, B. (L 0-1) | 2305 | 3:13 |
| # 2/20/2023 | vs Minnesota | w 4-3 | (12) | 3-1-0 | 0-0-0 | HUDSON, T. (W 1-0) | 281 | 3:59 |
| 2/24/2023 | NORTHERN COLORADO | w 30-1 | 9 | 4-1-0 | 0-0-0 | EGLOFF, R. (W 2-0) | 518 | 2:55 |
| 2/25/2023 | NORTHERN COLORADO-1 | w 11-3 | 9 | 5-1-0 | 0-0-0 | LIVELY, T. (W 2-0) | - | 2:41 |
| 2/25/2023 | NORTHERN COLORADO-2 | w 18-2 | 7 | 6-1-0 | 0-0-0 | GALLEGOS, I. (W 1-0) | 484 | 2:03 |
| 3/3/2023 | ST. BONAVENTURE | w 14-4 | 8 | 7-1-0 | 0-0-0 | EGLOFF, R. (W 3-0) | 487 | 2:17 |
| 3/4/2023 | ST. BONAVENTURE-1 | L 8-17 | 9 | 7-2-0 | 0-0-0 | None | - | |
| 3/4/2023 | ST. BONAVENTURE-2 | w 20-3 | 7 | 8-2-0 | 0-0-0 | JACKSON, J. (W 1-0) | 548 | 2:02 |
| 3/5/2023 | ST. BONAVENTURE | w 16-6 | 7 | 9-2-0 | 0-0-0 | GALLEGOS, I. (W 2-0) | 579 | 2:19 |
| 3/7/2023 | at Texas Tech | L 3-6 | 9 | 9-3-0 | 0-0-0 | BANNISTER, W (L 0-1) | 3438 | 2:41 |

= Sanderson Ford College Baseball Classic

* = Conference game

() extra inning game



UNIVERSITY OF NEW MEXICO 2023 BASEBALL



GAME SUMMARIES & BOX SCORES

GAME 1: OREGON STATE (FEB. 17 AT SURPRISE, AZ)

SURPRISE, Ariz. - Riley Egloff and Brian McBroom combined for 13 strikeouts on Friday afternoon at Surprise Stadium, propelling the New Mexico baseball team to a stunning 7-2 upset of No. 23 Oregon State University on opening day at the Sanderson Ford Classic.

Egloff earned the win, allowing just one run in his five innings of work, before McBroom tossed the final four frames to claim his first save of the year. "It all starts on mound, and we got a great start from Riley," said UNM head coach Tod Brown, whose team snapped a nine-game losing streak to the perennial powerhouse Beavers. "He threw three pitches for strikes today, competed in the zone, and challenged hitters. Defensively we were outstanding with no errors. We made all the plays, and that helps out our staff. Then Brian came in, threw four quality innings, and competed in the zone. They were both outstanding today."

The Lobos (1-0) racked up 14 hits, had runners on base in every inning, and took advantage of an uncharacteristic three errors by the Beavers (0-1) to grab momentum midway through the game. In his Lobo debut, Dylan Ditzzenberger went 4-for-6 with three RBIs and a pair of runs scored. Newcomers Reed Spenrath, Jake Holland, and Daylan Pigford each also had hits in their Lobo debuts, while Jeffrey David delivered what proved to be the winning hit with a two-run single in the top of the fourth. "Offensively we were really good," said Brown. "We left a lot of runners on base early and had a lot more opportunities, but they're a good team and you can't get them all."

The Lobos overcame five runners left on base in the first three innings, as they threatened on multiple occasions but failed to break through before their three-run fourth. After that, UNM added one in the sixth, two in the seventh, and one in the eighth to solidify their first win over a ranked opponent since last year's 12-7 win over No. 11 Arizona on March 23, 2022. "It's huge for us," Brown said. "We've got to get off to good starts, and Riley certainly did that. When he got into trouble he didn't panic, and we played good quality baseball. The guys competed at a high level today."

Ditzzenberger led the game off with his first hit in a Lobo uniform, and Lenny Junior Ashby drew a patient walk on a 3-2 pitch to give UNM a pair of baserunners in the top of the first. OSU starter Trent Sellers got out of the jam, but had to work hard to do so as he threw 25 pitches in the opening frame. Egloff, who led the team a season ago with 52 punch outs, got off to a good start with his first strikeout of the year amid a clean first inning.

Pigford took after Ditzzenberger's lead and blasted a deep drive to the gap in right-center for a triple in the first at-bat of his Lobo career. Sellers shook off the one-out trouble however, ending the second inning with back-to-back strikeouts to keep the score at 0-0. "Our offense did what it needed to today," said Egloff. "Pigford put it in perspective with that first triple that we are here to play, and everyone was locked in. If we can do that every time, we are going to have a good season. When the pitching and offense are both doing their job, it makes it easy to go on the bump and give it your best."

The Beavers struck first in the bottom of the second, with the first home run of the year by Gavin Turley kicking off a string of three consecutive hits with one out. Egloff did well to limit the damage, stranding two runners on base and ending the inning with the score at 1-0.

Scan the QR code to continue reading.



GAME 2: UC SANTA BARBARA (FEB. 18 AT SURPRISE, AZ)

SURPRISE, Ariz. - Tristin Lively struck out seven hitters in six shutout innings of work Saturday evening at Surprise Stadium, pitching the New Mexico baseball team to a 3-1 victory over UC Santa Barbara at the Sanderson Ford College Classic.

Lively was remarkably efficient in his debut outing of the 2023 season, needing just 74 pitches to get through his six frames of work. The right-hander earned his seventh-career victory, scattering four hits and issuing just one walk. "Baseball is all dictated by the starting pitcher, and after the first hitter he was really good," said UNM head coach Tod Brown. "He settled in and threw a lot of strikes, and the defense made all the plays they were supposed to."

After issuing a walk - his only free pass of the afternoon - to the leadoff hitter, Lively settled into a groove and was lights out. "We have a great team, and I had confidence in the defense behind us and the pitches being called," said Lively, a fifth-year Lobo senior. "I went out there and tried to attack the zone, and make as many quality pitches as I could."

Wil Bannister earned a six-out save in his first outing as a Lobo, allowing just one baserunner to seal UNM's second straight victory to start the season.

The Gauchos (1-1) received an equally impressive outing from starter Matt Ager, who finished with a career-high 10 strikeouts in six innings of work. Alex Schrier and Nick Welch combined to keep the Lobos quiet over the final three innings, but the big third inning proved to be enough to lift UNM to the win. "Their starter was really good," said Brown. "We had some tough at-bats, then made some adjustments and got a rally there. At that time we didn't know it would be enough to win, but our guys competed at high level and our bullpen did a nice job as well. I'm very happy for the guys, and the message to them was to stay hungry and stay humble."

Dylan Ditzzenberger stayed red hot atop the lineup, picking up two more hits to push his total to 6-for-9 through the first two games of the year. Lenny Junior Ashby was 2-for-3 and had the game-winning hit in the third inning, but no other Lobo had more than one hit in the quiet offensive game. "Having a guy like Ditz both in the box and at third is huge for us," Lively said on the Lobo newcomer. "I know anything hit his way he's going to make the play and the great effort. Having plays like that amps you up and keeps you in the game."

The Lobos (2-0) dodged a bullet in the bottom of the first inning, when an apparent 2-run home run off the bat of Christian Kirtley was overruled and called a foul ball. Ditzzenberger then then took away what would have been an RBI-single with a leaping snag of a line drive, and Lively finished the inning with a punch out to keep the game scoreless. "Coach (Michael) Lopez talks to us about not being emotional on the mound," said Lively. "I shook off the first batter and the weird home run call, and went back to work. I tried to stay on the attack, and keep my head up."

Ager continued to cruise early, striking out the side in the top of the second on just 10 pitches.

Scan the QR code to continue reading.



2023 New Mexico Baseball New Mexico vs Oregon State

Feb 17, 2023 at Surprise, Ariz. (Surprise Stadium)



New Mexico 7 (1-0)

| Player | ab | r | h | rbi | bb | so | po | a | lob |
|------------------------|----|---|----|-----|----|----|----|---|-----|
| DITZENBERGER, Dylan 3b | 6 | 2 | 4 | 3 | 0 | 1 | 0 | 2 | 0 |
| DAVID, Jeffrey cf | 6 | 0 | 1 | 2 | 0 | 1 | 3 | 0 | 0 |
| ASHBY, Lenny Junior dh | 4 | 0 | 1 | 0 | 2 | 1 | 0 | 0 | 3 |
| RUNION, Braydon rf | 4 | 1 | 2 | 1 | 0 | 2 | 1 | 0 | 0 |
| SPENRATH, Reed 1b | 5 | 0 | 1 | 1 | 0 | 2 | 6 | 0 | 6 |
| HOLLAND, Jake c | 5 | 2 | 3 | 0 | 0 | 1 | 13 | 0 | 0 |
| PIGFORD, Daylan lf | 4 | 2 | 2 | 0 | 1 | 1 | 2 | 0 | 0 |
| DIXON, Devon 2b | 4 | 0 | 0 | 0 | 1 | 4 | 2 | 2 | 2 |
| WEISSENBORN, Chase ss | 5 | 0 | 0 | 0 | 1 | 0 | 1 | 0 | 3 |
| EGLOFF, Riley p | 0 | 0 | 0 | 0 | 0 | 0 | 0 | 0 | 0 |
| MCBROOM, Brian p | 0 | 0 | 0 | 0 | 0 | 0 | 0 | 0 | 0 |
| Totals | 43 | 7 | 14 | 7 | 4 | 14 | 27 | 5 | 14 |

Oregon State 2 (0-1)

| Player | ab | r | h | rbi | bb | so | po | a | lob |
|----------------------|----|---|---|-----|----|----|----|---|-----|
| Bazzana, Travis 2b | 3 | 0 | 0 | 0 | 1 | 0 | 0 | 2 | 2 |
| Talt, Easton lf | 3 | 0 | 0 | 0 | 3 | 0 | 0 | 0 | 0 |
| McDowell, Micah lf | 1 | 1 | 1 | 0 | 0 | 0 | 2 | 0 | 0 |
| Cedillo, Ruben cf | 4 | 0 | 2 | 0 | 0 | 1 | 0 | 1 | 0 |
| Forrester, Garret 1b | 4 | 0 | 0 | 0 | 2 | 5 | 0 | 1 | 0 |
| Kasper, Brady dh | 4 | 0 | 1 | 1 | 0 | 2 | 0 | 0 | 1 |
| Turley, Gavin rf | 3 | 1 | 1 | 0 | 1 | 3 | 0 | 1 | 0 |
| Smith, Tanner c | 4 | 0 | 1 | 0 | 0 | 2 | 14 | 0 | 1 |
| Kane, Mikey 3b | 2 | 0 | 1 | 0 | 0 | 0 | 0 | 0 | 0 |
| Wheeler, TJ ph | 1 | 0 | 0 | 0 | 1 | 0 | 0 | 0 | 0 |
| Guerra, Mason 3b | 1 | 0 | 0 | 0 | 0 | 0 | 0 | 0 | 0 |
| Derneade, Kyle ss | 3 | 0 | 0 | 0 | 0 | 1 | 0 | 0 | 0 |
| Macias, Dallas ph | 1 | 0 | 0 | 0 | 1 | 0 | 0 | 0 | 0 |
| Sellers, Trent p | 0 | 0 | 0 | 0 | 0 | 0 | 0 | 0 | 0 |
| Lawson, Ian p | 0 | 0 | 0 | 0 | 0 | 0 | 0 | 0 | 0 |
| Lattery, AJ p | 0 | 0 | 0 | 0 | 0 | 0 | 0 | 0 | 0 |
| Boisvert, Braden p | 0 | 0 | 0 | 0 | 0 | 0 | 0 | 0 | 0 |
| Jimenez, Aiden p | 0 | 0 | 0 | 0 | 0 | 0 | 1 | 0 | 0 |
| Hutcherson, AJ p | 0 | 0 | 0 | 0 | 0 | 0 | 1 | 0 | 0 |
| Totals | 34 | 2 | 7 | 2 | 1 | 13 | 27 | 3 | 7 |

Score by Innings

| | 1 | 2 | 3 | 4 | 5 | 6 | 7 | 8 | 9 | R | H | E |
|--------------|---|---|---|---|---|---|---|---|---|---|----|---|
| New Mexico | 0 | 0 | 0 | 3 | 0 | 1 | 2 | 1 | 0 | 7 | 14 | 0 |
| Oregon State | 0 | 1 | 0 | 0 | 0 | 0 | 0 | 1 | 0 | 2 | 7 | 3 |

E - Talt; Cedillo; Derneade. LOB - UNM 14; OSU 7. 2B - DITZENBERGER; RUNION, B.; SPENRATH, R.; McDowell; Kasper. 3B - PIGFORD, D. HR - Turley. HBP - RUNION, B.; Turley. SB - DAVID, J.; Cedillo.

New Mexico

| Player | ip | h | r | er | bb | so | ab | bf | np |
|----------------|-----|---|---|----|----|----|----|----|----|
| EGLOFF, Riley | 5.0 | 5 | 1 | 1 | 1 | 7 | 20 | 21 | 90 |
| MCBROOM, Brian | 4.0 | 2 | 1 | 1 | 0 | 6 | 14 | 15 | 60 |

Oregon State

| Player | ip | h | r | er | bb | so | ab | bf | np |
|------------------|-----|---|---|----|----|----|----|----|----|
| Sellers, Trent | 3.0 | 5 | 2 | 1 | 1 | 7 | 15 | 16 | 80 |
| Lawson, Ian | 2.0 | 3 | 1 | 1 | 0 | 3 | 10 | 10 | 35 |
| Lattery, AJ | 1.0 | 2 | 1 | 1 | 1 | 1 | 5 | 6 | 20 |
| Boisvert, Braden | 0.1 | 2 | 2 | 2 | 0 | 3 | 5 | 16 | 16 |
| Jimenez, Aiden | 0.2 | 2 | 1 | 1 | 0 | 0 | 4 | 5 | 15 |
| Hutcherson, AJ | 2.0 | 0 | 0 | 0 | 0 | 3 | 6 | 6 | 31 |

W - EGLOFF, R. (1-0). Loss - Sellers (0-1). Save - MCBROOM, B. (1). WP - Jimenez. HBP - by MCBROOM, B. (Turley); by Jimenez (RUNION, B.). Inherited runners/scored: Lawson 2/2; Jimenez 2/0; Hutcherson 2/0. Pitches/strikes: EGLOFF, R. 90/53; MCBROOM, B. 60/41; Sellers 80/46; Lawson 35/25; Lattery 20/12; Boisvert 16/5; Jimenez 15/9; Hutcherson 31/23.

Umpires - HP: David Buck 1B: Will Thornwell 2B: Travis Reiningger 3B: Michael Chuckerman

Start: 12:02pm Time: 3:11 Attendance: 2191

Weather: 60 Degrees, Sunny

Sellers faced 2 batters in the 4th.

Jimenez faced 3 batters in the 8th.



2023 New Mexico Baseball New Mexico vs UC Santa Barbara

Feb 18, 2023 at Surprise, Ariz. (Surprise Stadium)



New Mexico 3 (2-0)

| Player | ab | r | h | rbi | bb | so | po | a | lob |
|------------------------|----|---|---|-----|----|----|----|---|-----|
| DITZENBERGER, Dylan 3b | 4 | 1 | 2 | 0 | 1 | 2 | 1 | 2 | 2 |
| DAVID, Jeffrey 2b/lf | 3 | 1 | 0 | 0 | 1 | 1 | 2 | 2 | 0 |
| ASHBY, Lenny Junior lf | 3 | 0 | 2 | 1 | 0 | 1 | 0 | 0 | 0 |
| STEPHENS, Sean ph/cf | 0 | 0 | 0 | 0 | 0 | 2 | 0 | 0 | 0 |
| RUNION, Braydon rf | 4 | 0 | 0 | 0 | 0 | 3 | 1 | 0 | 1 |
| DIXON, Devon 2b | 0 | 0 | 0 | 0 | 0 | 2 | 1 | 0 | 0 |
| SPENRATH, Reed 1b | 4 | 0 | 0 | 0 | 0 | 3 | 7 | 0 | 2 |
| SMITH, Kyle c | 4 | 0 | 1 | 0 | 2 | 9 | 2 | 0 | 0 |
| OLSON, Justin dh | 4 | 0 | 1 | 0 | 0 | 3 | 0 | 0 | 0 |
| WEISSENBORN, Chase ss | 3 | 1 | 0 | 0 | 1 | 1 | 0 | 3 | 0 |
| PIGFORD, Daylan c/ff | 3 | 0 | 1 | 0 | 0 | 1 | 0 | 0 | 0 |
| LIVELY, Tristin p | 0 | 0 | 0 | 0 | 0 | 0 | 0 | 0 | 0 |
| HUDSON, Terrell p | 0 | 0 | 0 | 0 | 0 | 0 | 0 | 0 | 0 |
| BANNISTER, Wil p | 0 | 0 | 0 | 0 | 0 | 0 | 0 | 0 | 0 |
| Totals | 32 | 3 | 7 | 2 | 3 | 14 | 27 | 9 | 5 |

UC Santa Barbara 1 (1-1)

| Player | ab | r | h | rbi | bb | so | po | a | lob |
|----------------------|----|---|---|-----|----|----|----|---|-----|
| LetTrey McCollum 1b | 3 | 0 | 1 | 0 | 1 | 0 | 5 | 1 | 2 |
| Christian Kirtley dh | 4 | 0 | 0 | 0 | 1 | 0 | 0 | 0 | 1 |
| Zander Darby 3b | 4 | 0 | 1 | 0 | 0 | 0 | 1 | 1 | 0 |
| Ivan Brethow lf | 4 | 0 | 0 | 0 | 0 | 2 | 3 | 0 | 1 |
| Broc Mortensen rf | 4 | 1 | 2 | 1 | 0 | 0 | 0 | 0 | 0 |
| Nick Oakley 2b | 4 | 0 | 0 | 0 | 1 | 1 | 1 | 1 | 1 |
| Jonah Sebring cf | 2 | 0 | 0 | 0 | 2 | 1 | 0 | 0 | 0 |
| Josh Williams ph/cf | 1 | 0 | 0 | 0 | 1 | 0 | 0 | 0 | 0 |
| Aaron Parker c | 3 | 0 | 1 | 0 | 0 | 2 | 15 | 1 | 0 |
| Corey Nunez ss | 3 | 0 | 0 | 0 | 0 | 1 | 1 | 3 | 0 |
| Matt Ager p | 0 | 0 | 0 | 0 | 0 | 0 | 0 | 0 | 0 |
| Alex Schrier p | 0 | 0 | 0 | 0 | 0 | 0 | 0 | 0 | 0 |
| Nick Welch p | 0 | 0 | 0 | 0 | 0 | 0 | 0 | 0 | 0 |
| Totals | 32 | 1 | 6 | 1 | 1 | 10 | 27 | 7 | 5 |

Score by Innings

| | 1 | 2 | 3 | 4 | 5 | 6 | 7 | 8 | 9 | R | H | E |
|------------------|---|---|---|---|---|---|---|---|---|---|---|---|
| New Mexico | 0 | 0 | 3 | 0 | 0 | 0 | 0 | 0 | 0 | 3 | 7 | 0 |
| UC Santa Barbara | 0 | 0 | 0 | 0 | 0 | 0 | 1 | 0 | 0 | 1 | 6 | 1 |

E - M. Ager. DP - UCSB 1. LOB - UNM 5; UCSB 5. 2B - L. McCollum(1). 3B - SMITH, K.. HR - B. Mortensen(1). SB - L. McCollum(1). CS - N. Oakley(1).

New Mexico

| Player | ip | h | r | er | bb | so | ab | bf | np |
|-----------------|-----|---|---|----|----|----|----|----|----|
| LIVELY, Tristin | 6.0 | 4 | 0 | 0 | 1 | 7 | 21 | 22 | 74 |
| HUDSON, Terrell | 1.0 | 1 | 1 | 1 | 0 | 3 | 4 | 4 | 12 |
| BANNISTER, Wil | 2.0 | 1 | 0 | 0 | 0 | 0 | 7 | 7 | 25 |

UC Santa Barbara

| Player | ip | h | r | er | bb | so | ab | bf | np |
|--------------|-----|---|---|----|----|----|----|----|----|
| Matt Ager | 6.0 | 4 | 3 | 3 | 3 | 10 | 20 | 23 | 87 |
| Alex Schrier | 2.0 | 3 | 0 | 0 | 0 | 2 | 9 | 9 | 38 |
| Nick Welch | 1.0 | 0 | 0 | 0 | 0 | 2 | 3 | 3 | 13 |

W - LIVELY, T. (1-0). Loss - M. Ager (0-1). Save - BANNISTER, W. (1).

WP - M. Ager. PB - SMITH, K.. Inherited runners/scored: None. Pitches/strikes: LIVELY, T. 74/54; HUDSON, T. 12/11; BANNISTER, W. 25/18; M. Ager 87/56; A. Schrier 38/25; N. Welch 13/8.

Umpires - HP: Will Thornwell 1B: Travis Reiningger 2B: Michael Chuckerman 3B: Dave Buck

Start: 5:02pm Time: 2:20 Attendance: 431

Weather: 70 Degrees, Sunny



UNIVERSITY OF NEW MEXICO 2023 BASEBALL



GAME SUMMARIES & BOX SCORES

GAME 3: OREGON STATE (FEB. 19 AT SURPRISE, AZ)

SURPRISE, Ariz. - Pulling away in its final at-bat on Sunday afternoon at Surprise Stadium, No. 23 Oregon State University topped the New Mexico baseball team 14-6 on Day 3 of the Sanderson Ford College Classic.

The Beavers (2-1) led just 7-6 after seven innings of play, but blew the game open with a seven-run eighth inning in what proved to be the difference. OSU's Tanner Smith had a grand slam in the momentum-changing inning, as the Beavers avenged Friday's 7-2 loss to the Lobos. "We were playing at an extremely high level, and ran into some pitching issues in the late innings," said UNM head coach Tod Brown. "I am proud of how the guys came out and competed. We just have to clean up in the bullpen, and be ready to go tomorrow."

The Lobos (2-1) got a third straight strong outing from their starting pitcher, this time riding a five-inning effort from right-hander Isaac Gallegos in his UNM debut. "He was really good, and had excellent command today," Brown said on the junior from Grants, N.M. "He had really good velocity and life on his breaking ball and changeup. He competed and gave us a good chance to win that game."

Jeffrey David hit the Lobos' first home run of the season, and finished the game 2-for-3 with three RBIs to lead UNM offensively. The Lobos stranded six runners on base in the game.

OSU starter Jaren Hunter worked around a one-out single by David in the first, coaxing a double-play ball off the bat of Lenny Junior Ashby to end the inning.

Ashby and Braydon Runion each did their part in a clean bottom of the first inning, making a pair of running catches to help Gallegos set the side down in order. After making his sliding catch in right field, Runion promptly led off the top of the second with a line-drive single on the first pitch from Hunter. Jake Holland smashed a single off the glove of Beaver third baseman Mikey Kane, and Justin Olson delivered an RBI-single to the gap in right center to give UNM a 1-0 advantage.

Gallegos faced his first test in the bottom of the second, when the Beavers placed runners at the corners with one out. After his first strikeout as a Lobo to get the first out of the inning, Gallegos struck out the final two he faced to strand a pair and keep UNM in front.

David had a pair of web gems in the third inning, twice making sliding stops in shallow right field to take a pair of hits away from the Beavers. Reed Spenrath displayed outstanding footwork on both plays, scrambling to get to the bag on the first and using all of his 6-foot-5 frame to snag David's throw on the second.

Runion laced his second knock of the game into left field to lead off the fourth, and Spenrath blasted a deep drive off the wall in left to double UNM's lead at 2-0. Dylan Ditzzenberger extended his reached base streak to 17 games with a base hit in the top of the fifth, which set up David's two-run home run to left-center.



Scan the QR code to continue reading.



2023 New Mexico Baseball New Mexico vs Oregon State

Feb 19, 2023 at Surprise, Ariz. (Surprise Stadium)



New Mexico 6 (2-1)

| Player | ab | r | h | rbi | bb | so | po | a | lob |
|-------------------------|----|---|----|-----|----|----|----|---|-----|
| DITZENBERGER, Dylan 3b | 4 | 1 | 2 | 0 | 0 | 0 | 1 | 0 | 0 |
| KINKADE, Konner ph | 1 | 0 | 0 | 0 | 1 | 0 | 0 | 0 | 0 |
| DAVID, Jeffrey 2b | 3 | 1 | 2 | 3 | 0 | 0 | 1 | 4 | 0 |
| STEPHENS, Sean ph | 1 | 0 | 0 | 0 | 1 | 0 | 0 | 0 | 0 |
| ASHBY, Lenny Junior lf | 4 | 0 | 2 | 1 | 0 | 1 | 5 | 0 | 0 |
| HERD, Caleb ph | 1 | 0 | 0 | 0 | 0 | 0 | 0 | 0 | 0 |
| RUNION, Braydon rf | 4 | 1 | 2 | 0 | 0 | 1 | 1 | 0 | 1 |
| SPENRATH, Reed 1b | 4 | 1 | 1 | 1 | 0 | 1 | 5 | 0 | 2 |
| HOLLAND, Jake c | 4 | 0 | 1 | 0 | 0 | 0 | 8 | 1 | 0 |
| OLSON, Justin dh | 4 | 0 | 1 | 1 | 2 | 0 | 0 | 1 | 1 |
| WEISSENBORN, Chase ss | 2 | 1 | 0 | 1 | 1 | 0 | 1 | 1 | 1 |
| SMITH, Kyle ph | 0 | 0 | 0 | 0 | 0 | 0 | 0 | 0 | 0 |
| DIXON, Devon ss | 0 | 0 | 0 | 0 | 0 | 0 | 0 | 0 | 0 |
| PIGFORD, Deylan cf | 3 | 1 | 0 | 0 | 2 | 4 | 0 | 1 | 1 |
| GALLEGOS, Isaac p | 0 | 0 | 0 | 0 | 0 | 0 | 0 | 0 | 0 |
| BAKER-LIVINGSTON, Ben p | 0 | 0 | 0 | 0 | 0 | 0 | 0 | 0 | 0 |
| RUSSELL, Brett p | 0 | 0 | 0 | 0 | 0 | 0 | 0 | 0 | 0 |
| MARTINEZ, Jordan p | 0 | 0 | 0 | 0 | 0 | 0 | 0 | 0 | 0 |
| FLORES, Junior p | 0 | 0 | 0 | 0 | 0 | 0 | 0 | 0 | 0 |
| ITURRALDE, Adolfo p | 0 | 0 | 0 | 0 | 0 | 0 | 0 | 0 | 0 |
| Totals | 35 | 6 | 11 | 6 | 1 | 9 | 24 | 7 | 6 |

Oregon State 14 (2-1)

| Player | ab | r | h | rbi | bb | so | po | a | lob |
|-----------------------|----|----|----|-----|----|----|----|----|-----|
| McDowell, Micah lf/rr | 5 | 1 | 3 | 1 | 1 | 0 | 0 | 0 | 0 |
| Bazzana, Travis 2b | 6 | 0 | 3 | 2 | 0 | 1 | 0 | 2 | 5 |
| Turley, Gavin rf | 4 | 2 | 1 | 0 | 1 | 1 | 0 | 0 | 2 |
| Macias, Dallas ph/lf | 1 | 0 | 0 | 0 | 1 | 0 | 0 | 2 | 0 |
| Cedillo, Ruben cf | 4 | 2 | 1 | 1 | 1 | 3 | 0 | 0 | 0 |
| Forrester, Garret 1b | 4 | 3 | 3 | 1 | 0 | 0 | 0 | 0 | 0 |
| Kasper, Brady dh | 1 | 2 | 1 | 0 | 3 | 0 | 0 | 0 | 0 |
| Guerra, Mason ph | 0 | 1 | 0 | 0 | 1 | 0 | 0 | 0 | 0 |
| Kane, Mikey 3b | 4 | 2 | 1 | 1 | 0 | 1 | 2 | 1 | 0 |
| Smith, Tanner c | 4 | 1 | 4 | 1 | 1 | 9 | 0 | 2 | 2 |
| Dermedel, Kyle ss | 4 | 0 | 1 | 2 | 0 | 1 | 2 | 5 | 2 |
| Hunter, Jaren p | 0 | 0 | 0 | 0 | 0 | 0 | 0 | 0 | 0 |
| Quinn, Victor p | 0 | 0 | 0 | 0 | 0 | 0 | 0 | 0 | 0 |
| Mejia, Tyler p | 0 | 0 | 0 | 0 | 0 | 0 | 0 | 0 | 0 |
| Hutcherson, AJ p | 0 | 0 | 0 | 0 | 0 | 0 | 0 | 0 | 0 |
| Totals | 37 | 14 | 15 | 9 | 7 | 27 | 11 | 10 | 0 |

| Score by Innings | 1 | 2 | 3 | 4 | 5 | 6 | 7 | 8 | 9 | R | H | E |
|------------------|---|---|---|---|---|---|---|---|---|----|----|---|
| New Mexico | 0 | 1 | 0 | 1 | 2 | 0 | 2 | 0 | 0 | 6 | 11 | 0 |
| Oregon State | 0 | 0 | 0 | 1 | 5 | 1 | 7 | 1 | X | 14 | 15 | 0 |

DP - UNM 1; OSU 2. LOB - UNM 6; OSU 10. 2B - SPENRATH, R.(2); BAZZANA(2); CEDILLO(1); FORRESTER, G(1). 3B - BAZZANA(1). HR - DAVID, J.(1); FORRESTER, G(1); SMITH(1). HBP - SMITH, K.; PIGFORD, D.; KANE, SF - DAVID, J.(1); DERMEDEL(1). SB - KASPER(1).

| New Mexico | ip | h | r | er | bb | so | ab | bf | np |
|-----------------------|-----|---|---|----|----|----|----|----|----|
| GALLEGOS, Isaac | 5.0 | 2 | 1 | 1 | 3 | 4 | 16 | 20 | 78 |
| BAKER-LIVINGSTON, Ben | 0.0 | 3 | 4 | 1 | 0 | 3 | 4 | 14 | 1 |
| RUSSELL, Brett | 2.1 | 5 | 3 | 3 | 2 | 2 | 11 | 14 | 63 |
| MARTINEZ, Jordan | 0.1 | 3 | 3 | 2 | 0 | 1 | 3 | 16 | 1 |
| FLORES, Junior | 0.1 | 4 | 3 | 3 | 1 | 0 | 5 | 6 | 30 |
| ITURRALDE, Adolfo | 0.1 | 0 | 0 | 0 | 0 | 1 | 1 | 1 | 4 |

| Oregon State | ip | h | r | er | bb | so | ab | bf | np |
|----------------|-----|---|---|----|----|----|----|----|----|
| Hunter, Jaren | 6.0 | 9 | 4 | 4 | 0 | 5 | 25 | 25 | 69 |
| Quinn, Victor | 0.0 | 0 | 2 | 2 | 1 | 0 | 0 | 2 | 13 |
| Mejia, Tyler | 0.1 | 2 | 0 | 0 | 0 | 0 | 2 | 3 | 9 |
| Hutcherson, AJ | 2.2 | 0 | 0 | 0 | 0 | 4 | 8 | 9 | 34 |

Win - HUTCHERSON (1-0). Loss - RUSSELL, B. (0-1). Save - None. HBP - by GALLEGOS, I. (Kane); by Quinn (PIGFORD, D.); by Hutcherson (SMITH, K.). Inherited runners/scored: RUSSELL, B. 2/2; FLORES, J. 2/2; ITURRALDE, A. 2/0; Mejia 2/2; Hutcherson 2/0. Pitches/strikes: GALLEGOS, I. 78/43; BAKER-LIVING 14/6; RUSSELL, B. 63/39; MARTINEZ, J. 16/5; FLORES, J. 30/17; ITURRALDE, A. 4/3; Hunter 69/46; Quinn 13/5; Mejia 9/5; Hutcherson 34/25.

Umpires - HP: Travis Reinger 1B: Michael Chuckerman 2B: David Buck 3B: Will Thomwell
Start: 12:01pm Time: 3:13 Attendance: 2305
Weather: 69 Degrees, Mostly Sunny
BAKER-LIVING faced 4 batters in the 6th.
Quinn faced 2 batters in the 7th.
MARTINEZ, J. faced 3 batters in the 8th.

GAME 4: MINNESOTA (FEB. 20 AT SURPRISE, AZ)

SURPRISE, Ariz. - In a game filled with clutch, dramatic moments, New Mexico junior Sean Stephens delivered the final blow as his walk-off single in the bottom of the 12th inning lifted the Lobos to a 4-3 win over Minnesota in the finale of the Sanderson Ford College Baseball Classic at Surprise Stadium on Monday.

After working ahead in the count 2-1 against Minnesota reliever Connor Wietegrefe - who had allowed just three hits in 3 2/3 shutout innings of work to that point - Stephens punched a line drive into the gap in right center that was deep enough to score Chase Weissenborn from second base and end the four-hour affair. "I was hoping I could get the job done, and I just wanted another chance after the 10th," Stephens said referring his fly out in the 10th inning with the winning run at second. "My second time up I told myself to see the ball better and be more simple with it, and not try to do too much. It was super fun when I got to first and looked over at my teammates who were getting hyped. It was an adrenaline rush."

Stephens' first-career walk-off hit came after the biggest defensive play of the season in the top of the inning. With a runner on third and one out, Jeffrey David caught a line drive before firing a strike to home plate from right field for a double play that prevented the Gophers from taking the lead. "That ball was a top-spin line drive that I caught on the run, and I had momentum going in," David said. "Kyle (Smith) made a great play on the short hop, and it was a great play all around."

Lenny Junior Ashby's first home run of the year was equally as important as Stephens' walk-off hit, as it came with the Lobos trailing 2-1 in the bottom of the eighth inning. On a day where he had a career-high four hits, Weissenborn got the eighth inning started with his third hit of the day. That set the table for Ashby to win an eight-pitch at-bat against Gopher reliever Seth Clauson and blast the 3-2 pitch over the fence in right field for a 2-run shot. "I told some of my teammates that was probably one of the best and most clutch at bats I've ever seen," Stephens said on Ashby's home run. "Their guy was throwing 94, and Lenny already hit two foul bombs in the same at bat. Watching the third one go out fair was incredible. It was a crazy at-bat."

Terrell Hudson earned his first win of the year and fourth in his Lobo career, throwing three shutout frames with three hits, a strikeout, and a walk to finish the game on the mound. UNM improved to 3-1 with the victory, while Minnesota slipped to 0-4 at the outset of its 2023 campaign.

David was 3-for-5 for UNM, Weissenborn was 4-for-5, and Deylan Pigford had a pair of hits in a game where the Lobos totaled 12 knocks and left eight on base.

Brady Counsell led the Gophers with a 4-for-5 performance at the plate, while Sam Hunt was 3-for-4 with two RBIs and two walks. Minnesota had 14 hits and 14 runners left on.

Hunt got the Gophers on the board in the top of the second inning, roping an RBI-double into the left-field corner to bring Riley Swenson across the plate. UNM starter Jaren Jackson did well to limit the damage to a single run, digging deep for back-to-back strikeouts and a ground out to strand two runners in scoring position.



Scan the QR code to continue reading.



2023 New Mexico Baseball Minnesota at New Mexico

Feb 20, 2023 at Surprise, Ariz. (Surprise Stadium)



Minnesota 3 (0-4)

| Player | ab | r | h | rbi | bb | so | po | a | lob |
|---------------------|----|---|----|-----|----|----|----|---|-----|
| Brett Bateman cf | 6 | 1 | 1 | 0 | 0 | 0 | 3 | 0 | 2 |
| Boston Merila dh | 4 | 0 | 1 | 0 | 0 | 0 | 0 | 0 | 0 |
| Easton Fritcher ph | 0 | 0 | 0 | 0 | 0 | 0 | 0 | 0 | 0 |
| Brady Counsell 2b | 5 | 0 | 4 | 1 | 1 | 2 | 3 | 0 | 0 |
| Jake Perry 3b | 5 | 1 | 1 | 0 | 1 | 1 | 1 | 4 | 0 |
| Riley Swenson c | 5 | 1 | 2 | 0 | 0 | 1 | 11 | 0 | 2 |
| Jake Larson ss | 4 | 0 | 2 | 0 | 0 | 0 | 6 | 3 | 0 |
| Sam Hunt rf | 4 | 0 | 3 | 2 | 2 | 0 | 3 | 0 | 0 |
| Weber Neels 1b | 2 | 0 | 0 | 0 | 1 | 1 | 7 | 0 | 0 |
| Drew Berkland lf | 2 | 0 | 0 | 0 | 1 | 2 | 0 | 0 | 0 |
| Ike Mezzenga ph/lf | 3 | 0 | 0 | 0 | 0 | 1 | 0 | 5 | 0 |
| Richard Holecz p | 0 | 0 | 0 | 0 | 0 | 0 | 0 | 0 | 0 |
| Kris Hokenson p/1b | 3 | 0 | 0 | 0 | 0 | 1 | 0 | 1 | 1 |
| Seth Clausen p | 0 | 0 | 0 | 0 | 0 | 0 | 0 | 0 | 0 |
| Connor Wietegrefe p | 1 | 0 | 0 | 0 | 0 | 1 | 0 | 0 | 0 |
| Totals | 44 | 3 | 14 | 3 | 5 | 7 | 35 | 8 | 14 |

New Mexico 4 (3-1)

| Player | ab | r | h | rbi | bb | so | po | a | lob |
|------------------------|----|---|----|-----|----|----|----|----|-----|
| DITZENBERGER, Dylan 3b | 5 | 1 | 0 | 0 | 1 | 1 | 0 | 2 | 1 |
| DAVID, Jeffrey cf/rr | 5 | 0 | 3 | 0 | 0 | 1 | 1 | 6 | 1 |
| ASHBY, Lenny Junior dh | 6 | 1 | 2 | 2 | 0 | 2 | 0 | 2 | 2 |
| RUNION, Braydon rf | 3 | 0 | 0 | 0 | 1 | 0 | 2 | 1 | 0 |
| STEPHENS, Sean pr/cf | 2 | 0 | 1 | 0 | 0 | 1 | 0 | 0 | 0 |
| SPENRATH, Reed 1b | 5 | 0 | 0 | 0 | 0 | 3 | 12 | 0 | 3 |
| SMITH, Kyle c | 5 | 0 | 0 | 0 | 1 | 1 | 2 | 0 | 0 |
| PIGFORD, Deylan lf | 5 | 1 | 2 | 0 | 0 | 3 | 3 | 0 | 0 |
| DIXON, Devon 2b | 3 | 0 | 1 | 0 | 0 | 0 | 2 | 3 | 1 |
| HOLLAND, Jake ph | 0 | 0 | 0 | 0 | 1 | 0 | 0 | 0 | 0 |
| KINKADE, Konner pr/2b | 1 | 0 | 0 | 0 | 0 | 1 | 0 | 0 | 0 |
| WEISSENBORN, Chase ss | 5 | 1 | 4 | 1 | 0 | 1 | 2 | 1 | 0 |
| JACKSON, Jaren p | 0 | 0 | 0 | 0 | 0 | 0 | 0 | 1 | 0 |
| STILL, Justin p | 0 | 0 | 0 | 0 | 0 | 0 | 0 | 0 | 0 |
| MCBROOM, Brian p | 0 | 0 | 0 | 0 | 0 | 0 | 0 | 1 | 0 |
| BANNISTER, Wil p | 0 | 0 | 0 | 0 | 0 | 0 | 0 | 1 | 0 |
| HUDSON, Terrell p | 0 | 0 | 0 | 0 | 0 | 0 | 0 | 1 | 0 |
| Totals | 45 | 4 | 12 | 4 | 4 | 11 | 36 | 15 | 10 |

| Score by Innings | 1 | 2 | 3 | 4 | 5 | 6 | 7 | 8 | 9 | 10 | 11 | 12 | R | H | E |
|------------------|---|---|---|---|---|---|---|---|---|----|----|----|---|----|---|
| Minnesota | 0 | 1 | 0 | 0 | 0 | 0 | 0 | 1 | 1 | 0 | 0 | 0 | 3 | 14 | 0 |
| New Mexico | 0 | 0 | 1 | 0 | 0 | 0 | 0 | 2 | 0 | 0 | 0 | 1 | 4 | 12 | 0 |

Note: 2 outs, 2 runners LOB when the game ended.

DP - Minnesota 2. LOB - Minnesota 14; UNM 10. 2B - Counsell(2); Hunt(1); PIGFORD, D.(1). HR - ASHBY, L.(1). SH - Fritcher(1); Swenson(1); Larson 2(2). SB - Counsell(2). CS - Larson(1).

| Minnesota | ip | h | r | er | bb | so | ab | bf | np |
|-------------------|-----|---|---|----|----|----|----|----|----|
| Richard Holecz | 5.0 | 4 | 1 | 1 | 3 | 18 | 19 | 80 | |
| Kris Hokenson | 2.0 | 2 | 0 | 0 | 1 | 7 | 7 | 25 | |
| Seth Clausen | 1.0 | 2 | 2 | 2 | 1 | 5 | 6 | 29 | |
| Connor Wietegrefe | 3.2 | 4 | 1 | 1 | 2 | 6 | 15 | 17 | 69 |

| New Mexico | ip | h | r | er | bb | so | ab | bf | np |
|-----------------|-----|---|---|----|----|----|----|----|----|
| JACKSON, Jaren | 5.0 | 7 | 1 | 1 | 1 | 3 | 21 | 22 | 95 |
| STILL, Justin | 2.0 | 1 | 0 | 0 | 2 | 2 | 6 | 8 | 42 |
| MCBROOM, Brian | 1.0 | 1 | 1 | 1 | 1 | 1 | 3 | 6 | 23 |
| BANNISTER, Wil | 1.0 | 2 | 1 | 1 | 0 | 0 | 4 | 5 | 18 |
| HUDSON, Terrell | 3.0 | 3 | 0 | 0 | 1 | 1 | 10 | 12 | 34 |

Win - HUDSON, T. (1-0). Loss - Wietegrefe (0-1). Save - None. WP - Holecz; Clausen(1). Inherited runners/scored: Hokenson 2/0. Pitches/strikes: Holecz 80/45; Hokenson 25/15; Clausen 29/18; Wietegrefe 69/47; JACKSON, J. 95/59; STILL, J. 42/23; MCBROOM, B. 23/15; BANNISTER, W. 18/15; HUDSON, T. 34/25.

Umpires - HP: Michael Chuckerman 1B: David Buck 2B: Randy Sutton 3B: Travis Reinger
Start: 10:00am Time: 3:59 Attendance: 281
Weather: Sunny



UNIVERSITY OF NEW MEXICO 2023 BASEBALL



GAME SUMMARIES & BOX SCORES

GAME 5: NORTHERN COLORADO (FEB. 24 AT ALBUQUERQUE, NM)

ALBUQUERQUE, N.M. - Reed Spenrath hit three home runs in the first four innings on Friday afternoon at Santa Ana Star Field, as the New Mexico baseball team blasted Northern Colorado 30-1 in the 2023 home opener.

The Lobos (4-1) used an eight-run second and a 10-run third inning to blow the game open right away, and never looked back on the way to tying the second-highest run total in program history.

Spencerath went 3-for-4 with six RBIs and three runs scored, and was the first Lobo to hit three homers in a game since Braydon Runion achieved the feat on April 15, 2022 against San Diego State. Jeffrey David had a career-high six RBIs and matched his career high with five hits, delivering a double and a triple.

Leadoff man Dylan Ditzemberger extended his reached base streak to 19 games, going 3-for-3 with a career-high four runs while adding three RBIs and stealing a base. Devon Dixon was 3-for-5 with a career-high four runs while hitting his first home run in a Lobo uniform and driving in three runs. Jake Holland also hit his first home run as a Lobo, as UNM tallied a season-high five long balls on the day.

Reigning Mountain West Pitcher of the Week Riley Egloff was magnificent again on the mound, allowing one hit and one walk while striking out eight in five shutout innings of work to earn his second win of the season. Egloff needed just 62 pitches to get through his efficient start, and he was one strikeout off his career high while earning his ninth-career victory.

Benjamin Baker-Livingston allowed one run on four hits with two strikeouts and no walks in three innings of relief, and Adolfo Iturralde struck out a pair in a scoreless ninth inning to finish the game.

Northern Colorado starter Ely Ruiz allowed 13 runs on 10 hits with two strikeouts and three walks in his 2 1/3 innings of work. Four relievers slogged through the Lobo lineup in a forgettable day of pitching for the visitors. No Bear had more than one hit in the game, as Northern Colorado managed just one run on five knocks while striking out 12 times. The Bears fell to 2-2 on the season with the lopsided loss.

New Mexico was one run away from tying the school record of 31, set on April 17, 2004 against Air Force. UNM also missed tying the single-game RBI record of 28 (which has been achieved three times) by one. The Lobos' 28 hits in the game were tied for sixth-most in single-game history, and UNM racked up 51 total bases on Friday.

Fifteen different New Mexico players had a hit, 13 scored at least one run, and a dozen drove in at least one run. Freshmen Caleb Herd and Akili Carris each recorded their first-career hits in the game, and freshman Dominic Felix also made his collegiate debut while picking up his first RBI.

In addition to the headline day at the plate, New Mexico was perfect defensively for the fifth consecutive game and has made zero errors in the first 47 defensive innings of the 2023 season.

Scan the QR code to continue reading.



2023 New Mexico Baseball Northern Colorado at New Mexico 2/24/2023 at Albuquerque, NM (Santa Ana Star Field)



Northern Colorado 1 (2-2)

| Player | ab | r | h | rbi | bb | so | po | a | lob | avg |
|--------------------|----|---|---|-----|----|----|----|----|------|-----|
| Hayden Heinze cf | 3 | 0 | 1 | 0 | 0 | 2 | 0 | 0 | .400 | |
| Jake King lf | 3 | 0 | 0 | 0 | 2 | 2 | 0 | 0 | .238 | |
| Jacob Banister ph | 1 | 0 | 1 | 0 | 0 | 0 | 0 | 0 | .667 | |
| Austin Bunn rf | 2 | 0 | 0 | 0 | 2 | 2 | 0 | 1 | .182 | |
| Cade Moeller rf | 2 | 0 | 0 | 0 | 0 | 0 | 0 | 0 | .000 | |
| Caden Wagner 1b | 2 | 0 | 1 | 0 | 0 | 3 | 0 | 0 | .353 | |
| Bradley Hallock 1b | 2 | 0 | 1 | 0 | 1 | 4 | 1 | 1 | .429 | |
| Craig Kenny c | 1 | 0 | 0 | 1 | 0 | 3 | 0 | 0 | .333 | |
| Jackson Meier c | 2 | 1 | 1 | 0 | 1 | 4 | 0 | 0 | .400 | |
| James Wright dh | 2 | 0 | 0 | 0 | 2 | 0 | 0 | 0 | .182 | |
| Bryce Moore ph | 1 | 0 | 0 | 0 | 0 | 0 | 0 | 0 | .286 | |
| Jackson Romero 2b | 3 | 0 | 0 | 0 | 2 | 1 | 3 | 0 | .333 | |
| Carson Gross 2b | 0 | 0 | 0 | 0 | 0 | 0 | 0 | 0 | .143 | |
| Zain Zinicola 3b | 2 | 0 | 0 | 0 | 1 | 0 | 2 | 0 | .000 | |
| Luke Byler 3b | 2 | 0 | 0 | 0 | 0 | 1 | 1 | 0 | .000 | |
| Don Palma ss | 3 | 0 | 0 | 0 | 1 | 2 | 4 | 2 | .263 | |
| Ely Ruiz p | 0 | 0 | 0 | 0 | 0 | 0 | 0 | 0 | - | |
| Kevin Sharp p | 0 | 0 | 0 | 0 | 0 | 0 | 1 | 0 | - | |
| Jake Carvajal p | 0 | 0 | 0 | 0 | 0 | 0 | 0 | 0 | - | |
| Iain Isdale p | 0 | 0 | 0 | 0 | 0 | 1 | 1 | 0 | - | |
| Griffin Webb p | 0 | 0 | 0 | 0 | 0 | 0 | 0 | 0 | - | |
| Totals | 31 | 1 | 5 | 1 | 1 | 12 | 24 | 11 | .7 | |

New Mexico 30 (4-1)

| Player | ab | r | h | rbi | bb | so | po | a | lob | avg |
|-------------------------|----|----|----|-----|----|----|----|------|------|-----|
| DITZENBERGER, Dylan 3b | 3 | 4 | 3 | 3 | 1 | 0 | 0 | 0 | .560 | |
| KINKADE, Konner ph | 2 | 2 | 2 | 1 | 0 | 0 | 1 | 0 | .667 | |
| DAVID, Jeffrey cf | 7 | 3 | 5 | 6 | 0 | 1 | 3 | 0 | .516 | |
| ASHBY, Lenny Junior dh | 3 | 2 | 1 | 1 | 1 | 0 | 0 | 1 | .348 | |
| SMITH, Kyle ph | 2 | 0 | 1 | 0 | 1 | 1 | 0 | 0 | .231 | |
| RUNION, Braydon rf | 3 | 2 | 2 | 2 | 0 | 0 | 1 | 0 | .381 | |
| STEPHENS, Sean ph | 3 | 0 | 1 | 0 | 2 | 0 | 2 | .333 | | |
| SPENRATH, Reed 1b | 4 | 3 | 3 | 6 | 0 | 1 | 4 | 1 | .308 | |
| OLSON, Justin ph | 2 | 1 | 1 | 1 | 0 | 3 | 0 | .333 | | |
| HOLLAND, Jake c | 3 | 2 | 1 | 1 | 1 | 8 | 0 | .400 | | |
| HERD, Caleb c | 2 | 0 | 1 | 0 | 1 | 4 | 0 | .400 | | |
| PIGFORD, Deylan lf | 4 | 2 | 2 | 0 | 0 | 1 | 0 | .391 | | |
| FELIX, Dominic ph | 3 | 1 | 0 | 1 | 0 | 0 | 1 | .000 | | |
| DIXON, Devon 2b | 5 | 4 | 3 | 3 | 2 | 0 | 1 | .412 | | |
| WEISSENBORN, Chase ss | 2 | 2 | 1 | 1 | 0 | 0 | 1 | .316 | | |
| CARRIS, Akili ph | 2 | 2 | 1 | 0 | 0 | 1 | 3 | .500 | | |
| EGLOFF, Riley p | 0 | 0 | 0 | 0 | 0 | 1 | 1 | 0 | | |
| BAKER-LIVINGSTON, Ben p | 0 | 0 | 0 | 0 | 0 | 0 | 0 | 0 | | |
| ITURRALDE, Adolfo p | 0 | 0 | 0 | 0 | 0 | 0 | 0 | 0 | | |
| Totals | 50 | 30 | 28 | 27 | 10 | 6 | 27 | 10 | .9 | |

| Score by Innings | 1 | 2 | 3 | 4 | 5 | 6 | 7 | 8 | 9 | R | H | E |
|-------------------|---|---|----|---|---|---|---|---|---|----|----|---|
| Northern Colorado | 0 | 0 | 0 | 0 | 0 | 1 | 0 | 0 | 1 | 5 | 6 | |
| New Mexico | 1 | 8 | 10 | 2 | 0 | 6 | 3 | 0 | 0 | 30 | 28 | 0 |

E - King, J. (2); Moeller, C.; Wagner, C. (1); Kenny, C. (2); Palma, D. (1). DP - UNC 2; UNM 1. LOB - UNC 7; UNM 9. 2B - KINKADE, K. (1); DAVID, J. (1); OLSON, J. (1); DIXON, D. (2). 3B - DAVID, J. (1); WEISSENBORN (1). HR - SPENRATH, R. (3); HOLLAND, J. (1); DIXON, D. (1). HBP - Heinze, H.; Wright, J.; Gross, C.; CARRIS, A.. SF - RUNION, B. (1); WEISSENBORN (1). SB - Heinze, H. (1); DITZENBERGER (1).

| Northern Colorado | ip | r | er | bb | so | ab | bf | np | era | New Mexico | ip | h | r | er | bb | so | ab | bf | np | era |
|-------------------|-----|----|----|----|----|----|----|----|-----|------------|-----|---|---|----|----|----|----|----|------|------|
| Egloff, Riley | 2.1 | 10 | 13 | 11 | 3 | 2 | 17 | 21 | 66 | 34.94 | 5.0 | 1 | 0 | 0 | 1 | 8 | 16 | 62 | 0.60 | |
| Kevin Sharp | 2.2 | 8 | 8 | 4 | 3 | 2 | 15 | 19 | 80 | 13.50 | 3.0 | 4 | 1 | 1 | 0 | 2 | 12 | 13 | 34 | 9.00 |
| Jake Carvajal | 0.1 | 5 | 6 | 6 | 1 | 0 | 6 | 8 | 31 | 162.0 | 1.0 | 0 | 0 | 0 | 0 | 2 | 3 | 4 | 21 | 0.00 |
| Iain Isdale | 1.2 | 5 | 3 | 2 | 1 | 2 | 10 | 11 | 44 | 10.80 | | | | | | | | | | |
| Griffin Webb | 1.0 | 0 | 0 | 0 | 2 | 0 | 2 | 4 | 15 | 0.00 | | | | | | | | | | |

Win - EGLOFF, R. (2-0). Loss - Ruiz, E. (0-1). Save - None. WP - Ruiz, E. (1); Sharp, K. 2; Carvajal, J.; Isdale, I.; EGLOFF, R. (1). HBP - by EGLOFF, R. (Heinze, H.); by Carvajal, J. (CARRIS, A.); by BAKER-LIVING (Wright, J.); by ITURRALDE, A. (Gross, C.). Inherited runners/scored: Sharp, K. 1/1; Isdale, I. 3/2. Pitches/strikes: Ruiz, E. 66/39; Sharp, K. 80/47; Carvajal, J. 31/16; Isdale, I. 44/24; Webb, G. 15/6; EGLOFF, R. 62/47; BAKER-LIVING 34/22; ITURRALDE, A 21/11.

Umpires - HP: Jason Starkovich 1B: Cole Allenbrand 2B: Garrett Wilson 3B: Joseph Penna
Start: 2:03 pm Time: 2:55 Attendance: 518
Weather: 54F, Sunny



2023 New Mexico Baseball Northern Colorado at New Mexico (Game 1) Feb 25, 2023 at Albuquerque, N.M. (Santa Ana Star Field)



Northern Colorado 3 (2-3)

| Player | ab | r | h | rbi | bb | so | po | a | lob | avg |
|--------------------|----|---|----|-----|----|----|----|---|-----|-----|
| Hayden Heinze cf | 4 | 0 | 0 | 0 | 2 | 3 | 0 | 1 | | |
| Jake King lf | 4 | 1 | 2 | 0 | 0 | 3 | 0 | 0 | | |
| Austin Bunn rf | 4 | 2 | 2 | 0 | 0 | 1 | 1 | 0 | | |
| Caden Wagner 1b | 4 | 0 | 2 | 1 | 0 | 0 | 3 | 1 | 1 | |
| Bryce Moore 3b | 3 | 0 | 1 | 0 | 1 | 0 | 0 | 0 | | |
| Carson Gross 3b | 1 | 0 | 1 | 0 | 0 | 0 | 1 | 0 | | |
| Garrett Fisher c | 2 | 0 | 0 | 0 | 1 | 6 | 1 | 0 | | |
| Jackson Meier ph/c | 2 | 0 | 1 | 0 | 0 | 3 | 1 | 0 | | |
| Bradley Hallock dh | 4 | 0 | 1 | 0 | 0 | 1 | 0 | 2 | | |
| Jackson Romero 2b | 3 | 0 | 1 | 0 | 0 | 0 | 3 | 1 | | |
| Luke Byler ph | 1 | 0 | 0 | 0 | 0 | 0 | 0 | 0 | | |
| Don Palma ss | 3 | 0 | 1 | 0 | 0 | 0 | 4 | 1 | 0 | |
| Zain Zinicola ph | 1 | 0 | 0 | 0 | 1 | 0 | 0 | 1 | | |
| Trey Cruz p | 0 | 0 | 0 | 0 | 0 | 0 | 1 | 0 | 0 | |
| Zack Herrick p | 0 | 0 | 0 | 0 | 0 | 0 | 0 | 0 | 0 | |
| Jake Storey p | 0 | 0 | 0 | 0 | 0 | 0 | 0 | 0 | 0 | |
| Jayden Brown p | 0 | 0 | 0 | 0 | 0 | 0 | 0 | 0 | 0 | |
| Totals | 36 | 3 | 11 | 3 | 0 | 7 | 24 | 8 | 6 | |

New Mexico 11 (5-1)

| Player | ab | r | h | rbi | bb | so | po | a | lob | avg |
|------------------------|----|----|---|-----|----|----|----|----|-----|-----|
| DITZENBERGER, Dylan 3b | 3 | 4 | 1 | 1 | 2 | 0 | 0 | 4 | 0 | |
| DAVID, Jeffrey 2b | 3 | 1 | 0 | 0 | 2 | 2 | 1 | 1 | 0 | |
| ASHBY, Lenny Junior lf | 5 | 0 | 2 | 3 | 0 | 0 | 1 | 0 | 1 | |
| RUNION, Braydon rf | 4 | 2 | 2 | 2 | 1 | 1 | 2 | 0 | 0 | |
| SPENRATH, Reed 1b | 2 | 1 | 0 | 0 | 3 | 8 | 1 | 1 | | |
| SMITH, Kyle c | 4 | 0 | 1 | 2 | 1 | 2 | 9 | 2 | | |
| OLSON, Justin dh | 3 | 1 | 1 | 1 | 0 | 2 | 0 | 0 | 0 | |
| KINKADE, Konner ph/dh | 1 | 0 | 0 | 0 | 1 | 0 | 0 | 0 | 0 | |
| PIGFORD, Deylan cf | 1 | 2 | 0 | 0 | 2 | 0 | 3 | 0 | 1 | |
| STEPHENS, Sean ph/cf | 2 | 0 | 0 | 0 | 0 | 0 | 0 | 1 | 2 | |
| WEISSENBORN, Chase ss | 4 | 0 | 2 | 0 | 0 | 1 | 3 | 3 | 1 | |
| LIVELY, Tristin p | 0 | 0 | 0 | 0 | 0 | 0 | 0 | 0 | 0 | |
| MCBROOM, Brian p | 0 | 0 | 0 | 0 | 0 | 0 | 0 | 0 | 0 | |
| Totals | 32 | 11 | 9 | 9 | 12 | 8 | 27 | 12 | 9 | |

| Score by Innings | 1 | 2 | 3 | 4 | 5 | 6 | 7 | 8 | 9 | R | H | E |
|-------------------|---|---|---|---|---|---|---|---|---|----|----|---|
| Northern Colorado | 0 | 0 | 1 | 0 | 1 | 0 | 1 | 0 | 1 | 3 | 11 | 2 |
| New Mexico | 1 | 0 | 0 | 1 | 2 | 4 | 0 | 3 | X | 11 | 9 | 2 |

E - Bunn, A. (2); Brown, J.; WEISSENBORN (1); LIVELY, T. (1). DP - UNM 1. LOB - UNC 6; UNM 9. 2B - King, J. (2); Bunn, A. (1); Wagner, C. (1). HR - RUNION, B. (1); OLSON, J. (1). SB - DITZENBERGER (2); DAVID, J. (2); SPENRATH, R. (1); PIGFORD, D. (1). CS - Gross, C. (1); Palma, D. (2); ASHBY, L. (1).

| Northern Colorado | ip | h | r | er | bb | so | ab | bf | np | New Mexico | ip | h | r | er | bb | so | ab | bf | np |
|-------------------|-----|---|---|----|----|----|----|----|----|-----------------|-----|---|---|----|----|----|----|----|----|
| Trey Cruz | 4.1 | 4 | 4 | 4 | 4 | 6 | 16 | 20 | 95 | LIVELY, Tristin | 6.0 | 8 | 2 | 2 | 0 | 6 | 25 | 25 | 91 |
| Zack Herrick | 1.0 | 3 | 3 | 3 | 2 | 1 | 6 | 8 | 24 | MCBROOM, Brian | 3.0 | 3 | 1 | 1 | 0 | 1 | 11 | 11 | 41 |
| Jake Storey | 0.2 | 1 | 1 | 1 | 1 | 0 | 3 | 4 | 16 | | | | | | | | | | |
| Jayden Brown | 2.0 | 1 | 3 | 3 | 5 | 1 | 7 | 12 | 53 | | | | | | | | | | |

Win - LIVELY, T. (2-0). Loss - Cruz, T. (0-1). Save - MCBROOM, B. (2). WP - Storey, J. (4); Brown, J. 3; LIVELY, T. (1). Inherited runners/scored: Herrick, Z. 2/1; Storey, J. 2/2. Pitches/strikes: Cruz, T. 95/53; Herrick, Z. 24/16; Storey, J. 16/8; Brown, J. 53/29; LIVELY, T. 91/67; MCBROOM, B. 41/30.

Umpires - HP: Cole Allenbrand 1B: Garrett Wilson 2B: Joseph Penna 3B: Jason Starkovich
Start: 12:03 pm Time: 2:41 Attendance:
Weather: 55F, Cloudy



UNIVERSITY OF NEW MEXICO 2023 BASEBALL



GAME SUMMARIES & BOX SCORES

GAME 7: NORTHERN COLORADO (FEB. 25 AT ALBUQUERQUE, NM)

Game 2 - New Mexico 18, Northern Colorado 2 (7 Innings)

In his second start in a Lobo uniform, Isaac Gallegos allowed two runs on two hits with four strikeouts and a walk in five innings. The Grants, N.M., native earned his first victory pitching for UNM, and the 16th of his collegiate career overall.

The Lobos didn't waste any time offensively, plating three runs in the bottom of the first including Runion's second home run of the day. UNM added five more in the second, with the rally highlighted by a two-run triple off the bat of Jeffrey David.

UNM left no doubt with a six-run fourth inning, which featured key knocks from Ashby and Holland to put the game out of reach.

Veteran left-hander Arthur Steinkamp tossed the final two innings for UNM, allowing three hits while striking out one and walking none in his 2023 season debut.

LOBO NOTES: UNM is now 30-10 all-time against Northern Colorado and is 30-9 in home games against the Bears...the Lobos' 12 walks drawn in Game 1 Saturday were the most in a game by the team since it drew 11 on May 7, 2022 against Nevada...the Lobos' streak of consecutive innings without an error came to an end in the second inning of Game 1, after UNM started the 2023 campaign with 48 straight frames of spotless defense...Ditzenberger matched his career single-game best for runs scored for the second game in-a-row, leading the Lobos with four runs in Game 1...Olson's home run in Game 1 was the fifth of his UNM career and the 12th of his collegiate career overall...with his two home runs Saturday, Runion upped his Lobo career total to 15 and his overall college career total to 31...Game 2 marked the second time in Ashby's UNM career he has reached five RBIs, as he achieved the feat on April 29, 2022...his collegiate high is six, which he achieved on Feb. 29, 2021 during his career at Odessa College...Holland was one RBI off his collegiate high of five, which he set on Jan. 28, 2022 during his career at Chipola College...Spenrath matched his career high with three walks in Game 2...UNM is off to its best start since going 6-1 at the outset of the 2016 campaign.



2023 New Mexico Baseball Northern Colorado at New Mexico (Game 2) Feb 25, 2023 at Albuquerque, N.M. (Santa Ana Star Field)



Northern Colorado 2 (2-4)

| Player | ab | r | h | rbi | bb | so | po | a | lob | avg |
|-------------------|----|---|---|-----|----|----|----|------|------|-----|
| Jake King lf | 2 | 1 | 1 | 0 | 0 | 1 | 0 | 0 | .333 | |
| Zain Zimicola cf | 1 | 0 | 1 | 0 | 0 | 2 | 0 | 0 | .250 | |
| Don Palma ss | 3 | 0 | 0 | 0 | 1 | 2 | 0 | 0 | .261 | |
| Austin Bunn rf | 3 | 0 | 1 | 0 | 1 | 3 | 0 | 0 | .312 | |
| Caden Wagner 1b | 2 | 1 | 1 | 1 | 0 | 3 | 0 | 1 | .381 | |
| Craig Kenny c | 2 | 0 | 0 | 0 | 0 | 4 | 0 | 1 | .308 | |
| Garrett Fisher c | 1 | 0 | 0 | 0 | 1 | 1 | 0 | 0 | .333 | |
| Bryce Moore 3b | 2 | 0 | 0 | 0 | 0 | 0 | 0 | 0 | .182 | |
| Luke Byler 3b | 1 | 0 | 1 | 0 | 0 | 1 | 1 | 0 | .250 | |
| Carson Romero 2b | 1 | 0 | 0 | 0 | 1 | 0 | 1 | 0 | .375 | |
| Jason Gross ph | 2 | 0 | 0 | 0 | 0 | 0 | 0 | 0 | .200 | |
| James Wright dh | 2 | 0 | 0 | 0 | 1 | 0 | 0 | 0 | .182 | |
| Jacob Banister ph | 1 | 0 | 0 | 0 | 0 | 0 | 1 | .333 | | |
| Hayden Heinze cf | 1 | 0 | 0 | 0 | 0 | 0 | 0 | .318 | | |
| Cade Moeller lf | 1 | 0 | 0 | 0 | 0 | 1 | 0 | .000 | | |
| Dylan Smith p | 0 | 0 | 0 | 0 | 0 | 1 | 1 | 0 | 0 | |
| Andrew Isdale p | 0 | 0 | 0 | 0 | 0 | 0 | 0 | 0 | 0 | |
| Jake Storey p | 0 | 0 | 0 | 0 | 0 | 0 | 0 | 0 | 0 | |
| Jake Carvajal p | 0 | 0 | 0 | 0 | 0 | 0 | 0 | 0 | 0 | |
| Totals | 25 | 2 | 5 | 2 | 1 | 5 | 18 | 5 | 3 | |

New Mexico 18 (6-1)

| Player | ab | r | h | rbi | bb | so | po | a | lob | avg |
|------------------------|----|----|----|-----|----|----|----|---|-----|------|
| DITZENBERGER, Dylan 3b | 2 | 3 | 2 | 2 | 1 | 0 | 0 | 2 | 0 | .519 |
| FELIX, Dominic ph | 1 | 0 | 0 | 1 | 0 | 0 | 1 | 2 | 0 | .000 |
| DAVID, Jeffrey cf | 3 | 2 | 1 | 3 | 0 | 0 | 0 | 0 | 0 | .400 |
| STEPHENS, Sean ph | 1 | 0 | 0 | 0 | 0 | 0 | 0 | 0 | 0 | .222 |
| ASHBY, Lenny Junior dh | 3 | 2 | 2 | 5 | 0 | 0 | 0 | 0 | 0 | .393 |
| OLSON, Justin ph | 1 | 0 | 0 | 0 | 1 | 0 | 0 | 2 | 0 | .286 |
| RUNION, Braydon rf | 4 | 2 | 3 | 2 | 0 | 1 | 0 | 0 | 0 | .423 |
| CARRIS, Akili ph | 1 | 0 | 0 | 0 | 1 | 0 | 0 | 0 | 0 | .333 |
| SPENRATH, Reed 1b | 2 | 2 | 1 | 0 | 3 | 1 | 7 | 0 | 0 | .231 |
| HOLLAND, Jake c | 4 | 0 | 2 | 4 | 0 | 0 | 5 | 1 | 3 | .438 |
| KINKADE, Caleb ph | 1 | 1 | 1 | 0 | 0 | 1 | 0 | 0 | 0 | .500 |
| PIGFORD, Deylan lf | 4 | 1 | 2 | 1 | 1 | 0 | 2 | 0 | 3 | .375 |
| DIXON, Devon 2b | 4 | 3 | 2 | 1 | 1 | 0 | 0 | 3 | 0 | .375 |
| WEISSENBORN, Chase ss | 3 | 2 | 2 | 0 | 0 | 1 | 2 | 0 | 0 | .375 |
| KINKADE, Konner 2b | 2 | 0 | 2 | 0 | 0 | 3 | 1 | 0 | 0 | .571 |
| GALLEGOS, Isaac p | 0 | 0 | 0 | 0 | 0 | 0 | 0 | 1 | 0 | 0 |
| STEINKAMP, Arthur p | 0 | 0 | 0 | 0 | 0 | 0 | 0 | 0 | 0 | 0 |
| Totals | 36 | 18 | 20 | 18 | 7 | 5 | 21 | 9 | 10 | |

Score by Innings

| | 1 | 2 | 3 | 4 | 5 | 6 | 7 | R | H | E |
|-------------------|---|---|---|---|---|---|---|----|----|---|
| Northern Colorado | 1 | 0 | 0 | 1 | 0 | 0 | 0 | 2 | 5 | 1 |
| New Mexico | 3 | 5 | 2 | 6 | 0 | 2 | 0 | 18 | 20 | 0 |

E - Romero, J.(1). DP - UNC 1; UNM 1. LOB - UNC 3; UNM 10. 2B - DITZENBERGER(2); HERD, C.(1); WEISSENBORN(1); KINKADE, K.(2). 3B - DAVID, J.(2). HR - King, J.(1); Wagner, C.(3); RUNION, B.(2). HBP - DAVID, J.. SF - DITZENBERGER(1); ASHBY, L.(1).

| Northern Colorado | ip | h | r | er | bb | so | ab | bf | np | era |
|-------------------|-----|----|----|----|----|----|----|----|-------|-------|
| Dylan Smith | 3.0 | 12 | 10 | 9 | 2 | 1 | 20 | 24 | 85 | 12.00 |
| Andrew Isdale | 0.1 | 0 | 3 | 3 | 1 | 1 | 4 | 20 | 20.25 | |
| Jake Storey | 2.0 | 7 | 5 | 2 | 3 | 13 | 16 | 61 | 14.29 | |
| Jake Carvajal | 0.2 | 1 | 0 | 0 | 0 | 0 | 2 | 7 | 54.00 | |

| New Mexico | ip | h | r | er | bb | so | ab | bf | np | era |
|-------------------|-----|---|---|----|----|----|----|----|----|------|
| GALLEGOS, Isaac | 5.0 | 2 | 2 | 2 | 1 | 4 | 17 | 18 | 61 | 2.70 |
| STEINKAMP, Arthur | 2.0 | 3 | 0 | 0 | 0 | 1 | 8 | 8 | 24 | - |

Win - GALLEGOS, I. (1-0). Loss - Smith, D. (1-1). Save - None.

HBP - by Storey, J. (DAVID, J.). Inherited runners/scored: Storey, J. 3/3; Carvajal, J. 2/0. Pitches/strikes: Smith, D. 85/54; Isdale, A. 20/8; Storey, J. 61/32; Carvajal, J. 7/4; GALLEGOS, I. 61/40; STEINKAMP, A. 24/16.

Umpires - HP: Garrett Wilson 1B: Joseph Penna 2B: Jason Starkovich 3B: Cole Allenbrand
Start: 3 pm Time: 2:03 Attendance: 484
Weather: 58F, Cloudy

GAME 8: ST. BONAVENTURE (MARCH 3 AT ALBUQUERQUE, NM)

ALBUQUERQUE, N.M. - Jake Holland and Reed Spenrath combined for three home runs and eight RBIs on Friday afternoon at Santa Ana Star Field, propelling the New Mexico baseball team to a 14-4 run-rally victory over visiting St. Bonaventure in the opening game of the series.

Holland homered twice and drove in five runs, while Spenrath reached base five times, including his team-leading fourth home run of the year. The big offensive output backed senior ace Riley Egloff, who won his third straight game with a season-high seven innings of work.

Deylan Pigford was 3-for-5 at the plate, and had the winning hit in the bottom of the eighth as he nudged the Lobos ahead by double figures. UNM won its fifth consecutive game, and improved to 7-1 on the 2023 season.

St. Bonaventure lost its fifth straight game to start the season, but gave the Lobos a scare with a four-run second inning to jump ahead. Jackson DeJohn's first home run of the season was a two-run shot during the rally, and Mark Darakjy and Artin Biageyan followed with RBIs to spot the visitors the early advantage.

Egloff shook off a laborious second inning, and put up five straight zeroes after that. The right hander allowed four runs on seven hits with five strikeouts and no walks in his seven innings of work.

Devon Dixon helped Egloff to a clean top of the first inning, making a diving back-hand stop and throwing out Adam Rankie by a half step in the defensive play of the day. It was 1 of 6 plays made by Dixon on the day, who was stellar both at second base and at shortstop in the late innings.

Lenny Junior Ashby extended his hitting streak to 14 games with a knock in the bottom of the first, but SBU starter Bryce Hediger ended the frame with a strikeout.

The Bonnies struck in the top of the second inning, when Thomas Grilli punched a one-out double into the left-field corner and DeJohn followed with a home run to left-center. Darakjy delivered an RBI-triple to center, and Biageyan executed a squeeze bunt to perfection to make the score 4-0.

New Mexico responded in the bottom of the third, with an RBI-single off the bat of Ashby getting his team on the board. Spenrath followed with a three-run home run to left field to tie the score, and Dixon delivered an RBI-single to give the Lobos their first lead of the day.

Braydon Runion led off the fifth with a single, and an ensuing walk issued to Spenrath spelled the end of the line for Hediger. The right-hander allowed five runs on eight hits with one strikeout and three walks in his four innings of work.

Holland's second home run of the year was a no-doubter to left-center, with his towering three-run drive crashing off the top of The Pit. UNM added two more on an RBI-single by Dylan Ditzenberger and an RBI-double by Jeffrey David to make the score 11-4.



Scan the QR code to continue reading.



2023 New Mexico Baseball St. Bonaventure at New Mexico 3/3/2023 at Albuquerque, NM (Santa Ana Star Field)



St. Bonaventure 4 (0-5)

| Player | ab | r | h | rbi | bb | so | po | a | lob |
|-----------------------|----|---|---|-----|----|----|----|---|-----|
| THARNISH, Jayce cf | 4 | 0 | 1 | 0 | 0 | 1 | 4 | 0 | 0 |
| VERCOLLONE, Conner cf | 0 | 0 | 0 | 0 | 0 | 1 | 0 | 0 | 0 |
| HOLACRAFT, Chris 2b | 4 | 0 | 0 | 0 | 2 | 1 | 2 | 0 | 0 |
| RANKIE, Adam lf | 4 | 0 | 1 | 0 | 0 | 3 | 0 | 2 | 0 |
| PUTNEY, Jack 3b | 4 | 0 | 1 | 0 | 0 | 1 | 1 | 1 | 1 |
| GRILLI, Thomas dh | 4 | 1 | 1 | 0 | 0 | 0 | 0 | 1 | 0 |
| DeJOHN, Jackson c | 3 | 1 | 2 | 0 | 1 | 3 | 0 | 0 | 0 |
| SZABLEWSKI, Chet 1b | 3 | 1 | 1 | 0 | 0 | 2 | 4 | 0 | 0 |
| DARAKJY, Mark rf | 3 | 1 | 2 | 1 | 0 | 0 | 4 | 0 | 0 |
| BIAGEYAN, Artin ss | 2 | 0 | 0 | 1 | 0 | 0 | 1 | 1 | 0 |
| HEDIGER, Bryce p | 0 | 0 | 0 | 0 | 0 | 0 | 0 | 0 | 0 |
| ROGGENBURK, Luke p | 0 | 0 | 0 | 0 | 0 | 0 | 0 | 0 | 0 |
| CARINGI, Kyle p | 0 | 0 | 0 | 0 | 0 | 0 | 0 | 0 | 0 |
| BREEN, Tripp p | 0 | 0 | 0 | 0 | 0 | 0 | 0 | 0 | 0 |
| BHAT, Rushil p | 0 | 0 | 0 | 0 | 0 | 0 | 0 | 0 | 0 |
| Totals | 31 | 4 | 8 | 4 | 0 | 6 | 22 | 4 | 4 |

New Mexico 14 (7-1)

| Player | ab | r | h | rbi | bb | so | po | a | lob |
|------------------------|----|----|----|-----|----|----|----|----|-----|
| DITZENBERGER, Dylan 3b | 4 | 2 | 1 | 1 | 1 | 1 | 0 | 4 | 1 |
| DAVID, Jeffrey cf/rf | 5 | 0 | 1 | 1 | 0 | 1 | 0 | 0 | 0 |
| ASHBY, Lenny Junior dh | 5 | 1 | 2 | 1 | 0 | 1 | 0 | 0 | 0 |
| RUNION, Braydon rf | 3 | 2 | 1 | 0 | 1 | 0 | 0 | 0 | 2 |
| STEPHENS, Sean cf | 1 | 0 | 0 | 0 | 0 | 1 | 0 | 0 | 0 |
| SPENRATH, Reed 1b | 3 | 4 | 3 | 2 | 0 | 12 | 1 | 0 | 0 |
| HOLLAND, Jake c | 5 | 2 | 3 | 5 | 0 | 0 | 6 | 0 | 0 |
| PIGFORD, Deylan lf | 5 | 2 | 3 | 1 | 0 | 0 | 0 | 0 | 0 |
| DIXON, Devon 2b/ss | 4 | 1 | 2 | 2 | 0 | 0 | 3 | 0 | 0 |
| WEISSENBORN, Chase ss | 3 | 0 | 0 | 0 | 0 | 1 | 4 | 3 | 0 |
| KINKADE, Konner ph/2b | 0 | 0 | 0 | 0 | 1 | 0 | 0 | 0 | 0 |
| EGLOFF, Riley p | 0 | 0 | 0 | 0 | 0 | 0 | 1 | 2 | 0 |
| ITURRALDE, Adolfo p | 0 | 0 | 0 | 0 | 0 | 0 | 0 | 0 | 0 |
| Totals | 38 | 14 | 16 | 14 | 5 | 3 | 24 | 14 | 7 |

Score by Innings

| | 1 | 2 | 3 | 4 | 5 | 6 | 7 | 8 | R | H | E |
|-----------------|---|---|---|---|---|---|---|---|----|----|---|
| St. Bonaventure | 0 | 4 | 0 | 0 | 0 | 0 | 0 | 0 | 4 | 8 | 1 |
| New Mexico | 0 | 0 | 5 | 0 | 6 | 2 | 0 | 1 | 14 | 16 | 0 |

Note: 1 out, 1 runner LOB when the game ended.

E - Roggenburk(1). DP - UNM 1. LOB - SBU 4; UNM 7. 2B - Putney(2); Grilli(2); DAVID, J.(2); SPENRATH, R.(3); PIGFORD, D.(2). 3B - Darakjy(1). HR - DeJohn(1); SPENRATH, R.(4); HOLLAND, J. 2(3). SH - Biageyan(2). SB - Holcraft(1); DITZENBERGER(3); PIGFORD, D.(2).

| St. Bonaventure | ip | h | r | er | bb | so | ab | bf | np | era |
|------------------|-----|---|---|----|----|----|----|----|----|-----|
| HEDIGER, Bryce | 4.0 | 8 | 7 | 7 | 3 | 1 | 20 | 23 | 81 | |
| ROGGENBURK, Luke | 0.1 | 5 | 4 | 4 | 0 | 6 | 6 | 21 | | |
| CARINGI, Kyle | 1.2 | 1 | 2 | 2 | 2 | 1 | 6 | 8 | 31 | |
| BREEN, Tripp | 1.0 | 0 | 0 | 0 | 0 | 1 | 3 | 3 | 14 | |
| BHAT, Rushil | 0.1 | 2 | 1 | 1 | 0 | 0 | 3 | 3 | 9 | |

| New Mexico | ip | h | r | er | bb | so | ab | bf | np | era |
|-------------------|-----|---|---|----|----|----|----|----|----|-----|
| EGLOFF, Riley | 7.0 | 7 | 4 | 4 | 0 | 5 | 27 | 28 | 93 | |
| ITURRALDE, Adolfo | 1.0 | 1 | 0 | 0 | 0 | 1 | 4 | 4 | 17 | |

Win - EGLOFF, R. (3-0). Loss - Hediger (0-2). Save - None.

Inherited runners/scored: Roggenburk 2/2; Caringi 1/0. Pitches/strikes: Hediger 81/43; Roggenburk 21/15; Caringi 31/15; Breen 14/11; Bhat 9/5; EGLOFF, R. 93/68; ITURRALDE, A. 17/9.

Umpires - HP: Mark Roberts 1B: Tyler Wall 2B: Neil Turner 3B: Dale Gardner
Start: 2:01 PM Time: 2:17 Attendance: 487
Weather: 50 F, Clear Skies, Wind 2 MPH
Hediger faced 2 batters in the 5th.



UNIVERSITY OF NEW MEXICO 2023 BASEBALL



GAME 9: ST. BONAVENTURE (MARCH 4 AT ALBUQUERQUE, NM)

ALBUQUERQUE, N.M. - Responding to a Game 1 loss to visiting St. Bonaventure on Saturday afternoon at Santa Ana Star Field, the New Mexico Baseball team's bats came alive in the nightcap of a doubleheader split.

The Bonnies (1-6) jumped on the Lobos for a 17-8 win in the opener, before UNM responded with a resounding 20-3 triumph to move its record on the season to 8-2.

Dylan Ditzenberger and Braydon Runion each went 5-for-8 in the doubleheader, with the latter driving in six runs and hitting his third home run of the season. Jake Holland was 3-for-9 in the doubleheader with his third home run of the series and fourth of the season, and Chase Weissenborn went 2-for-5 with four runs scored and 10 plays without an error on defense.

Jaren Jackson earned his first win in a Lobo uniform, going six strong innings in the nightcap to lead his team to victory.

Game 1 - St. Bonaventure 17, New Mexico 8

SBU's Danny Manion was 5-for-5 with seven RBIs, homering twice to help the Bonnies set the tone and run away with the opening game of the doubleheader.

UNM starter Tristin Lively battled early command struggles in the top of the first, using a double play turned by Jeffrey David and Weissenborn to work around a walk and a hit batter.

SBU starter Gabe Watts worked around an error in the bottom of the first, and got through a bases-loaded jam with a pair of strikeouts and a ground out to keep the game scoreless.

Just as they did on Friday in the series opener, the Bonnies struck first in the top of the second inning. Manion's first hit of the season was a loud one, as he crushed a two-run home run over the fence in left field to put SBU up 2-0. Jayce Tharnish followed with a ground-rule double on a deep drive to left-center. Adam Rankie drove in a run with a sacrifice fly to center, and Jack Putney made the score 5-0 with a two-out, RBI-double that reached the wall in left. The big blow proved to end Lively's day early, as the senior righty went two innings in his second start of the year.

Manion struck again in the top of the third, hitting an O-2 pitch well over the fence in left to up his team's lead to 7-0. After a clean bottom of the third by Watts, his offense rewarded him with two more runs including Manion's fifth RBI of the game on a single.

Holland's third home run of the series kick-started a five-run fourth inning, as he turned around on an inside pitch for a two-run shot to left field. Lenny Junior Ashby extended his hitting streak to 15 games with a clutch, two-out two-run single, and Runion capped the rally with an RBI-single to cut the deficit to 11-5 after the fourth inning.

Scan the QR code to continue reading.



2023 New Mexico Baseball St. Bonaventure at New Mexico (Game 1) 3/4/2023 at Albuquerque, NM (Santa Ana Star Field)



St. Bonaventure 17 (1-5)

| Player | ab | r | h | rbi | bb | so | po | a | lob |
|-----------------------|----|----|----|-----|----|----|----|---|-----|
| THARNISH, Jayce cf | 4 | 2 | 1 | 2 | 0 | 5 | 0 | 0 | 0 |
| RANKIE, Adam lf | 4 | 0 | 1 | 0 | 0 | 0 | 2 | 0 | 0 |
| PUTNEY, Jack 3b | 6 | 1 | 3 | 1 | 0 | 2 | 1 | 1 | 0 |
| GRILLI, Thomas dh | 5 | 1 | 2 | 0 | 0 | 0 | 2 | 0 | 0 |
| HOALCRAFT, Chris pr | 1 | 1 | 0 | 0 | 0 | 0 | 0 | 0 | 0 |
| DeJOHN, Jackson c | 6 | 3 | 3 | 1 | 0 | 9 | 0 | 0 | 0 |
| DARAKJY, Mark rf | 2 | 2 | 0 | 1 | 0 | 0 | 2 | 0 | 0 |
| VERCILLONE, Conner rf | 1 | 0 | 0 | 1 | 0 | 1 | 0 | 1 | 0 |
| MANION, Danny 1b | 5 | 2 | 5 | 7 | 0 | 0 | 4 | 1 | 0 |
| DIETER, Evan pr | 0 | 1 | 0 | 0 | 0 | 0 | 0 | 0 | 0 |
| SZABLEWSKI, Chet 1b | 0 | 0 | 0 | 0 | 0 | 0 | 0 | 0 | 0 |
| BIAGEYAN, Artin ss | 3 | 2 | 2 | 1 | 0 | 1 | 2 | 0 | 0 |
| BISCAILUZ, Jake 2b | 5 | 2 | 3 | 1 | 0 | 2 | 2 | 1 | 0 |
| WATTS, Gabe p | 0 | 0 | 0 | 0 | 0 | 1 | 0 | 0 | 0 |
| O'CONNELL, Ryan p | 0 | 0 | 0 | 0 | 0 | 0 | 0 | 0 | 0 |
| DEVINE, Liam p | 0 | 0 | 0 | 0 | 0 | 0 | 0 | 0 | 0 |
| Totals | 42 | 17 | 20 | 15 | 3 | 2 | 27 | 6 | 7 |

New Mexico 8 (7-2)

| Player | ab | r | h | rbi | bb | so | po | a | lob |
|------------------------|----|---|---|-----|----|----|----|----|-----|
| DITZENBERGER, Dylan 3b | 4 | 2 | 2 | 0 | 1 | 1 | 1 | 3 | 2 |
| FELIX, Dominic ph | 1 | 0 | 0 | 0 | 0 | 0 | 0 | 0 | 0 |
| DAVID, Jeffrey 2b | 4 | 0 | 0 | 0 | 0 | 1 | 2 | 6 | 0 |
| STEPHENS, Sean ph | 2 | 0 | 0 | 0 | 0 | 1 | 0 | 2 | 0 |
| ASHBY, Lenny Junior lf | 4 | 0 | 2 | 4 | 0 | 0 | 0 | 0 | 0 |
| KINKADE, Konner ph | 0 | 1 | 0 | 0 | 1 | 0 | 0 | 0 | 0 |
| RUNION, Braydon rf | 4 | 0 | 1 | 1 | 0 | 1 | 2 | 0 | 0 |
| OLSON, Justin ph | 1 | 0 | 1 | 0 | 0 | 0 | 0 | 0 | 0 |
| DIXON, Devon ss | 0 | 0 | 0 | 0 | 0 | 0 | 0 | 0 | 0 |
| SPENRATH, Reed 1b | 1 | 1 | 0 | 1 | 3 | 0 | 13 | 2 | 0 |
| HOLLAND, Jake dh | 5 | 1 | 1 | 2 | 0 | 3 | 0 | 0 | 6 |
| SMITH, Kyle c | 3 | 0 | 0 | 0 | 2 | 1 | 2 | 1 | 0 |
| PIGFORD, Deylan cf | 3 | 1 | 1 | 0 | 1 | 0 | 5 | 1 | 0 |
| HERD, Caleb ph | 0 | 0 | 0 | 0 | 1 | 0 | 0 | 0 | 0 |
| WEISSENBORN, Chase ss | 3 | 2 | 1 | 0 | 1 | 0 | 1 | 5 | 0 |
| CARRIS, Akili ph | 1 | 0 | 0 | 0 | 0 | 0 | 0 | 0 | 0 |
| LIVELY, Tristin p | 0 | 0 | 0 | 0 | 0 | 0 | 0 | 0 | 0 |
| MCBROOM, Brian p | 0 | 0 | 0 | 0 | 0 | 0 | 0 | 0 | 0 |
| MARTINEZ, Jordan p | 0 | 0 | 0 | 0 | 0 | 0 | 0 | 0 | 0 |
| STANFIELD, Alec p | 0 | 0 | 0 | 0 | 0 | 0 | 0 | 0 | 0 |
| DEWEYER, Trent p | 0 | 0 | 0 | 0 | 0 | 0 | 0 | 0 | 0 |
| Totals | 36 | 8 | 9 | 8 | 10 | 8 | 27 | 17 | 12 |

| Score by Innings | 1 | 2 | 3 | 4 | 5 | 6 | 7 | 8 | 9 | 10 | R | H | E |
|------------------|---|---|---|---|---|---|---|---|---|----|----|----|---|
| St. Bonaventure | 0 | 5 | 4 | 2 | 0 | 1 | 1 | 4 | 0 | 0 | 17 | 20 | 2 |
| New Mexico | 0 | 0 | 0 | 5 | 0 | 2 | 0 | 1 | 0 | X | 8 | 9 | 2 |

E - DeJohn(4); Biageyan(2); DAVID, J. (2). DP - UNM 2. LOB - SBU 7; UNM 12. 2B - Tharnish(1); Putney(3); DeJohn(2); Manion(1); ASHBY, L.(1). HR - Manion(2); Biageyan(1); HOLLAND, J.(4). HBP - Rankie; Darakjy; Biageyan. SF - Rankie(1); Vercillone(1); SPENRATH, R.(1). SB - Biageyan(1). CS - Biageyan(1).

| St. Bonaventure | ip | h | r | er | bb | so | ab | bf | np | New Mexico | ip | h | r | er | bb | so | ab | bf | np |
|-----------------|-----|---|---|----|----|----|----|----|----|------------------|-----|---|---|----|----|----|----|----|----|
| WATTS, Gabe | 3.1 | 2 | 5 | 5 | 6 | 3 | 13 | 19 | 75 | LIVELY, Tristin | 2.0 | 5 | 5 | 1 | 0 | 9 | 13 | 44 | |
| O'CONNELL, Ryan | 2.1 | 5 | 2 | 2 | 0 | 1 | 12 | 12 | 42 | MCBROOM, Brian | 2.0 | 6 | 4 | 0 | 2 | 12 | 14 | 46 | |
| DEVINE, Liam | 3.1 | 2 | 1 | 1 | 4 | 4 | 11 | 16 | 68 | MARTINEZ, Jordan | 3.0 | 5 | 4 | 0 | 0 | 13 | 13 | 39 | |
| | | | | | | | | | | STANFIELD, Alec | 0.1 | 3 | 2 | 2 | 2 | 0 | 3 | 6 | 19 |
| | | | | | | | | | | DEWEYER, Trent | 1.2 | 1 | 0 | 0 | 0 | 5 | 5 | 17 | |

Win - O'Connell (1-0). Loss - LIVELY, T. (2-1). Save - Devine (1). WP - O'Connell(2); STANFIELD, A. HBP - by LIVELY, T. (Darakjy); by LIVELY, T. (Darakjy); by MCBROOM, B. (Darakjy); by MCBROOM, B. (Biageyan). BK - Watts(1); MCBROOM, B.(1). Inherited runners/scored: O'Connell 3/3; Devine 1/0; STANFIELD, A 2/2; DEWEYER, T. 3/0. Pitches/strikes: Watts 75/37; O'Connell 42/30; Devine 68/38; Lively 3/3; T. 44/23; MCBROOM, B. 46/34; MARTINEZ, J. 39/28; STANFIELD, A 19/8; DEWEYER, T. 17/13.

Umpires - HP: Dale Gardner 1B: Mark Roberts 2B: Tyler Wall 3B: Neil Turner
Start: 12:05 PM Time: 3:12 Attendance: 42
Weather: 51 F, Clear Skies, Wind 2 MPH



2023 New Mexico Baseball St. Bonaventure at New Mexico (Game 2) 3/4/2023 at Albuquerque, NM (Santa Ana Star Field)



St. Bonaventure 3 (1-6)

| Player | ab | r | h | rbi | bb | so | po | a | lob |
|------------------------|----|---|---|-----|----|----|----|---|-----|
| THARNISH, Jayce cf | 2 | 1 | 1 | 0 | 0 | 0 | 3 | 0 | 0 |
| VERCILLONE, Conner ph | 1 | 0 | 0 | 0 | 1 | 0 | 0 | 0 | 0 |
| RANKIE, Adam lf | 2 | 0 | 0 | 0 | 0 | 1 | 0 | 0 | 0 |
| SZABLEWSKI, Chet ph/lf | 1 | 1 | 1 | 0 | 0 | 0 | 0 | 0 | 0 |
| GRILLI, Thomas rf | 2 | 1 | 1 | 0 | 0 | 0 | 4 | 0 | 0 |
| DIETER, Evan ph/rf | 1 | 0 | 0 | 0 | 1 | 0 | 0 | 0 | 0 |
| DeJOHN, Jackson dh | 3 | 0 | 1 | 0 | 1 | 0 | 0 | 0 | 0 |
| MANION, Danny 1b | 2 | 0 | 0 | 0 | 1 | 0 | 5 | 3 | 0 |
| HENDERSHOT, Pierce 3b | 3 | 0 | 0 | 1 | 0 | 0 | 0 | 0 | 0 |
| HOALCRAFT, Chris 2b | 2 | 0 | 0 | 0 | 1 | 0 | 3 | 2 | 0 |
| PAWLOWICZ, Jack ph | 1 | 0 | 0 | 0 | 0 | 1 | 0 | 0 | 0 |
| BIAGEYAN, Artin ss | 1 | 0 | 0 | 0 | 0 | 0 | 0 | 0 | 0 |
| BISHOP, Teddy c | 2 | 0 | 0 | 0 | 0 | 1 | 0 | 0 | 0 |
| BISCAILUZ, Jake c/ss | 2 | 0 | 0 | 0 | 0 | 3 | 1 | 0 | 0 |
| CZAJKOWSKI, Noah p | 0 | 0 | 0 | 0 | 0 | 0 | 0 | 0 | 0 |
| KLODOWSKI, Nathan p | 0 | 0 | 0 | 0 | 0 | 0 | 1 | 0 | 0 |
| FINN, Bobby p | 0 | 0 | 0 | 0 | 0 | 0 | 0 | 0 | 0 |
| LINTELL, Jonny p | 0 | 0 | 0 | 0 | 0 | 1 | 0 | 0 | 0 |
| Totals | 25 | 3 | 3 | 3 | 1 | 5 | 18 | 8 | 2 |

New Mexico 20 (8-2)

| Player | ab | r | h | rbi | bb | so | po | a | lob |
|------------------------|----|----|----|-----|----|----|----|---|-----|
| DITZENBERGER, Dylan 3b | 4 | 3 | 3 | 3 | 0 | 0 | 0 | 1 | 0 |
| FELIX, Dominic ph/3b | 1 | 0 | 0 | 0 | 0 | 0 | 0 | 0 | 0 |
| DAVID, Jeffrey cf/rf | 4 | 0 | 0 | 1 | 0 | 0 | 2 | 0 | 1 |
| ASHBY, Lenny Junior dh | 1 | 2 | 0 | 0 | 2 | 0 | 0 | 0 | 0 |
| OLSON, Justin ph/dh | 2 | 1 | 1 | 0 | 0 | 0 | 0 | 0 | 0 |
| RUNION, Braydon rf | 4 | 3 | 4 | 5 | 0 | 0 | 1 | 0 | 0 |
| STEPHENS, Sean cf | 1 | 1 | 1 | 0 | 0 | 0 | 0 | 0 | 0 |
| SPENRATH, Reed 1b | 3 | 1 | 0 | 0 | 1 | 1 | 7 | 0 | 1 |
| SMITH, Kyle ph/1b | 0 | 0 | 0 | 0 | 1 | 0 | 1 | 0 | 0 |
| HOLLAND, Jake c | 4 | 1 | 2 | 2 | 0 | 0 | 2 | 0 | 0 |
| HERD, Caleb pr/c | 1 | 1 | 0 | 1 | 0 | 0 | 3 | 0 | 0 |
| PIGFORD, Deylan lf | 3 | 2 | 1 | 1 | 0 | 0 | 0 | 0 | 2 |
| CARRIS, Akili ph/2b | 1 | 0 | 0 | 0 | 0 | 1 | 0 | 0 | 0 |
| DIXON, Devon 2b/ss | 2 | 3 | 0 | 1 | 3 | 0 | 2 | 3 | 1 |
| WEISSENBORN, Chase ss | 2 | 2 | 1 | 3 | 1 | 0 | 2 | 2 | 0 |
| KINKADE, Konner ph/2b | 1 | 0 | 0 | 0 | 0 | 0 | 0 | 2 | 1 |
| JACKSON, Jaren p | 0 | 0 | 0 | 0 | 0 | 0 | 0 | 0 | 0 |
| BANNISTER, Wil p | 0 | 0 | 0 | 0 | 0 | 0 | 0 | 0 | 0 |
| Totals | 34 | 20 | 13 | 17 | 9 | 2 | 21 | 8 | 6 |

| Score by Innings | 1 | 2 | 3 | 4 | 5 | 6 | 7 | R | H | E |
|------------------|----|---|---|---|---|---|---|----|----|---|
| St. Bonaventure | 2 | 0 | 0 | 0 | 1 | 0 | 0 | 3 | 13 | 4 |
| New Mexico | 11 | 3 | 2 | 3 | 0 | 1 | X | 20 | 13 | 2 |

E - Tharnish(1); Grilli(2); Czajkowski(1); DIXON, D.(1); KINKADE, K.(1). DP - UNM 1. LOB - SBU 2; UNM 6. 2B - Tharnish(2); Runion, B. (2); HOLLAND, J.(1); WEISSENBORN(2). 3B - STEPHENS, S.(1). HR - Szablewski(1); RUNION, B.(3). SF - DAVID, J.(2).

| St. Bonaventure | ip | h | r | er | bb | so | ab | bf | np | New Mexico | ip | h | r | er | bb | so | ab | bf | np |
|-------------------|-----|---|---|----|----|----|----|----|----|----------------|-----|---|---|----|----|----|----|----|----|
| CZAJKOWSKI, Noah | 0.1 | 3 | 8 | 7 | 4 | 0 | 5 | 9 | 42 | JACKSON, Jaren | 6.0 | 3 | 3 | 2 | 1 | 4 | 22 | 23 | 87 |
| KLODOWSKI, Nathan | 0.2 | 3 | 3 | 1 | 1 | 0 | 6 | 7 | 23 | BANNISTER, Wil | 1.0 | 0 | 0 | 0 | 0 | 1 | 3 | 3 | 7 |
| FINN, Bobby | 2.0 | 3 | 5 | 3 | 3 | 1 | 9 | 13 | 55 | | | | | | | | | | |
| LINTELL, Jonny | 3.0 | 4 | 4 | 3 | 1 | 1 | 14 | 15 | 51 | | | | | | | | | | |

Win - JACKSON, J. (1-0). Loss - Czajkowski (0-2). Save - None. WP - Klodowski(1); Finn(1). BK - Finn(2). Inherited runners/scored: Klodowski 1/1. Pitches/strikes: Czajkowski 42/19; Klodowski 23/10; Finn 55/25; Lintell 51/28; JACKSON, J. 87/57; BANNISTER, W 7/5.

Umpires - HP: Neil Turner 1B: Dale Gardner 2B: Mark Roberts 3B: Tyler Wall
Start: 4:02 PM Time: 2:02 Attendance: 548
Weather: 54F, Clear skies, wind 0 MPH



UNIVERSITY OF NEW MEXICO 2023 BASEBALL



GAME 11: ST. BONAVENTURE (MARCH 5 AT ALBUQUERQUE, NM)

ALBUQUERQUE, N.M. - A stellar start by Isaac Gallegos was backed by another stalwart offensive performance as New Mexico's baseball team scored early and often in a 16-6 run-rule victory over St. Bonaventure on Sunday afternoon at Santa Ana Star Field.

The Lobos (9-2) were up 15-0 after the third inning, plating 11 runs in the third inning to leave no doubt in the series finale between the teams. St. Bonaventure slipped to 1-7 on the season with the defeat, and the Lobos claimed the four-game set 3-1.

Gallegos earned his second win in a Lobo uniform with a rock-solid 64-pitch outing that covered five innings of work. The right-hander scattered three hits in his shutout performance, while striking out five and walking none.

Gallegos found his groove from the start, striking out a pair of hitters in the top of the first inning. Jeffrey David blasted a one-out double into the left-field corner in the bottom of the inning, and Braydon Runion put the Lobos ahead 1-0 with his fifth consecutive hit.

The Lobos played solid defense in the top of the second, with Chase Weissenborn making a head's up play to catch the lead runner at third base on a routine ground ball. Deylan Pigford then chased down a deep drive in left-center, negotiating with the sun to secure his first catch of the game.

After a one-out walk to Pigford in the bottom of the second, Devon Dixon delivered his second home run of the season with a no-doubt shot to left field to put the Lobos ahead 3-0. David kept his hot bat alive, following Dixon's homer with an RBI-triple after Weissenborn legged out an infield single.

Dixon had the defensive play of the day in the top of the third, handling a tricky hop on a sharp ground ball that took him into center field before gunning down Jayce Tharnish by half a step.

Runion led off the big third inning with a double, and Kyle Smith drove his first home run of the season deep over the fence in center to make the score 7-0. Smith's homer drove SBU starter Andrew Ayers from the game, after allowing seven runs on eight hits with two strikeouts and two walks. Dylan Ditzenberger extended his reached base streak to 25 games with his first home run of the season, a two-run shot over the fence in right that made the score 10-0. Reed Spenrath added a two-run double, Pigford delivered a two-run triple, and Dixon ended the 11-run frame by just missing his second home run with an RBI-double off the top of the wall to make the score 15-0.

Lenny Junior Ashby punched a double into left center with one out in the fourth, giving every Lobo starter at least one hit and one run scored in the blowout victory.

Scan the QR code to continue reading.



2023 New Mexico Baseball St. Bonaventure at New Mexico 3/5/2023 at Albuquerque, NM (Santa Ana Star Field)



St. Bonaventure 6 (1-7)

| Player | ab | r | h | rbi | bb | so | po | a | lob |
|-----------------------|----|---|----|-----|----|----|----|---|-----|
| THARNISH, Jayce cf | 2 | 0 | 0 | 0 | 0 | 0 | 0 | 0 | 0 |
| VERCOLLONE, Connor cf | 2 | 2 | 0 | 0 | 0 | 0 | 0 | 0 | 0 |
| RANKIE, Adam lf | 4 | 1 | 3 | 0 | 0 | 1 | 0 | 0 | 0 |
| PUTNEY, Jack 3b | 2 | 0 | 0 | 0 | 1 | 0 | 1 | 1 | 1 |
| HENDERSHOT, Pierce 3b | 2 | 2 | 2 | 3 | 0 | 0 | 1 | 1 | 0 |
| GRILLI, Thomas dh | 2 | 0 | 0 | 0 | 1 | 0 | 0 | 1 | 0 |
| DIETER, Evan ph/dh | 1 | 1 | 1 | 1 | 0 | 0 | 0 | 0 | 0 |
| DeJOHN, Jackson c | 2 | 0 | 1 | 0 | 0 | 0 | 6 | 0 | 0 |
| BISHOP, Teddy c | 2 | 0 | 0 | 0 | 0 | 1 | 0 | 0 | 0 |
| MANION, Danny 1b | 3 | 0 | 1 | 1 | 0 | 1 | 5 | 0 | 0 |
| SZABLEWSKI, Chet rf | 3 | 0 | 1 | 1 | 0 | 0 | 1 | 0 | 0 |
| BIAGEYAN, Arlin ss | 2 | 0 | 0 | 0 | 1 | 1 | 0 | 1 | 0 |
| HOGALCRAFT, Chris ss | 1 | 0 | 0 | 0 | 0 | 1 | 1 | 2 | 0 |
| BISCALUZ, Jake 2b | 3 | 0 | 0 | 0 | 1 | 1 | 1 | 0 | 0 |
| AYERS, Andrew p | 0 | 0 | 0 | 0 | 0 | 0 | 0 | 0 | 0 |
| FENTON, Tucker p | 0 | 0 | 0 | 0 | 0 | 0 | 0 | 0 | 0 |
| BREEN, Tripp p | 0 | 0 | 0 | 0 | 0 | 0 | 0 | 0 | 0 |
| KLODOWSKI, Nathan p | 0 | 0 | 0 | 0 | 0 | 0 | 0 | 0 | 0 |
| Totals | 31 | 6 | 11 | 6 | 6 | 5 | 18 | 4 | 5 |

New Mexico 16 (9-2)

| Player | ab | r | h | rbi | bb | so | po | a | lob |
|-------------------------|----|----|----|-----|----|----|----|----|-----|
| DITZENBERGER, Dylan 3b | 3 | 1 | 1 | 2 | 0 | 1 | 0 | 3 | 0 |
| FELIX, Dominic ph/3b | 1 | 0 | 0 | 0 | 0 | 0 | 0 | 0 | 0 |
| DAVID, Jeffrey c/1b | 4 | 2 | 1 | 1 | 0 | 2 | 0 | 0 | 0 |
| ASHBY, Lenny Junior dh | 4 | 2 | 2 | 0 | 1 | 0 | 0 | 0 | 1 |
| RUNION, Braydon rf | 4 | 1 | 2 | 1 | 0 | 1 | 1 | 0 | 0 |
| STEPHENS, Sean cf | 1 | 0 | 1 | 0 | 0 | 2 | 0 | 0 | 0 |
| SPENRATH, Reed 1b | 2 | 2 | 1 | 2 | 1 | 1 | 3 | 0 | 1 |
| OLSON, Justin ph/1b | 2 | 0 | 1 | 1 | 0 | 1 | 4 | 0 | 2 |
| SMITH, Kyle c | 3 | 2 | 1 | 2 | 1 | 0 | 5 | 0 | 0 |
| HERD, Caleb c | 0 | 0 | 0 | 0 | 0 | 0 | 0 | 0 | 0 |
| PIGFORD, Deylan lf | 3 | 3 | 2 | 1 | 1 | 2 | 0 | 0 | 0 |
| DIXON, Devon 2b/ss | 4 | 1 | 2 | 3 | 0 | 1 | 1 | 4 | 0 |
| WEISSENBORN, Chase ss | 2 | 2 | 1 | 0 | 1 | 1 | 0 | 2 | 1 |
| KINKADE, Konner 2b | 1 | 0 | 1 | 0 | 0 | 1 | 1 | 0 | 1 |
| GALLEGOS, Isaac p | 0 | 0 | 0 | 0 | 0 | 0 | 0 | 0 | 0 |
| RUSSELL, Brett p | 0 | 0 | 0 | 0 | 0 | 0 | 0 | 0 | 0 |
| BAKER-LIVINGSTON, Ben p | 0 | 0 | 0 | 0 | 0 | 0 | 0 | 0 | 0 |
| HUDSON, Terrell p | 0 | 0 | 0 | 0 | 0 | 0 | 0 | 0 | 0 |
| Totals | 34 | 16 | 17 | 14 | 6 | 7 | 21 | 10 | 7 |

| Score by Innings | 1 | 2 | 3 | 4 | 5 | 6 | 7 | R | H | E |
|------------------|---|---|----|---|---|---|---|----|----|---|
| St. Bonaventure | 0 | 0 | 0 | 0 | 3 | 3 | 6 | 11 | 1 | 1 |
| New Mexico | 1 | 3 | 11 | 0 | 0 | 0 | 1 | 16 | 17 | 0 |

Note: None out, 2 runners LOB when the game ended.

E - Biscaluz(2), DP - SBU 1; UNM 1. LOB - SBU 5; UNM 7. 2B - Vercolone(2); Rankie(2); DAVID, J.(4); ASHBY, L.(3); RUNION, B.(5); SPENRATH, R.(5); PIGFORD, D.(4); DIXON, D.(4); 3B - DAVID, J.(4); PIGFORD, D.(3); HR - Hendershot(2); DITZENBERGER(2); SMITH, K.(2); DIXON, D.(3). HBP - Dieter. SH - DITZENBERGER(2). SB - RUNION, B.(2); SPENRATH, R.(3).

| St. Bonaventure | ip | h | r | er | bb | so | ab | bf | np |
|-------------------|-----|---|---|----|----|----|----|----|----|
| AYERS, Andrew | 2.0 | 7 | 7 | 2 | 2 | 12 | 15 | 53 | |
| FENTON, Tucker | 0.1 | 2 | 5 | 3 | 1 | 3 | 6 | 24 | |
| BREEN, Tripp | 2.2 | 4 | 3 | 3 | 1 | 4 | 13 | 54 | |
| KLODOWSKI, Nathan | 1.0 | 4 | 1 | 1 | 0 | 0 | 6 | 12 | |

| New Mexico | ip | h | r | er | bb | so | ab | bf | np |
|-----------------------|-----|---|---|----|----|----|----|----|----|
| GALLEGOS, Isaac | 5.0 | 3 | 0 | 0 | 0 | 5 | 18 | 18 | 64 |
| RUSSELL, Brett | 0.2 | 3 | 3 | 0 | 0 | 0 | 5 | 5 | 19 |
| BAKER-LIVINGSTON, Ben | 0.2 | 2 | 0 | 0 | 0 | 0 | 4 | 4 | 12 |
| HUDSON, Terrell | 0.2 | 3 | 3 | 3 | 0 | 0 | 4 | 5 | 13 |

Win - GALLEGOS, I. (2-0). Loss - Ayers (0-1). Save - None.

WP - Ayers 2(4); Fenton 2(5); GALLEGOS, I.(2). HBP - by HUDSON, T. (Dieter). BK - Ayers(2); Fenton(2). Inherited runners/scored: Breen 2/2; BAKER-LIVING 2/2. Pitches/strikes: Ayers 53/28; Fenton 24/8; Breen 54/34; Klodowski 12/9; GALLEGOS, I. 64/43; RUSSELL, B. 19/14; BAKER-LIVING 12/8; HUDSON, T. 13/9.

Umpires - HP: Tyler Wall 1B: Neil Turner 2B: Dale Gardner 3B: Mark Roberts

Start: 12:02 PM Time: 2:19 Attendance: 579

Weather: 60 F, Clear Skies, Wind 5 MPH

Ayers faced 3 batters in the 3rd.

Klodowski faced 3 batters in the 7th.

GAME 12: TEXAS TECH (MARCH 7 AT LUBBOCK, TX)

LUBBOCK, Texas - In its first midweek game of the 2023 season, New Mexico's baseball team battled tough in a 6-3 loss at Texas Tech on Tuesday afternoon on Dan Law Field.

The Red Raiders (12-2) scored three runs in the second and three more in the fourth, and made the two scoring bursts hold up on the way to their 11th consecutive home victory to start the season.

New Mexico moved to 9-3 on the season, scoring in the second, third, and seventh innings in its final non-conference game before beginning Mountain West play at home this weekend. Lenny Junior Ashby hit his second home run of the season, and was 3-for-4 with a walk to lead the UNM offense.

The Lobos threatened in the top of the first inning, loading the bases with a walk and a hit batter sandwiching a single off the bat of Braydon Runion. TTU starter Zach Erdman buckled down and got through the jam, stranding all three runners with a harmless flyout off the bat of slugger Jake Holland.

Making his first start of the season, UNM's Wil Bannister delivered a clean first inning. Dylan Ditzenberger extended his reached base streak to 26 games with a two-out single in the top of the second, and Jeffrey David delivered an RBI-single to put the Lobos ahead 1-0.

The Red Raiders responded in the bottom of the second, as Dillon Carter drilled a two-run double into the right-center gap to put his team in front. Texas Tech drove Bannister from the game by loading the bases, and Lobo reliever Arthur Steinkamp did well to limit the damage getting out of the inning with a line out and a strikeout with the Lobos trailing 3-1.

After Runion drew a walk, Deylan Pigford roped a two-out double into the gap in right-center to get a run back for the Lobos in the top of the third inning.

A leadoff single off the bat of Gavin Kash was erased by a double play, as Steinkamp used his defense and his second strikeout of the day to put up a zero in the bottom of the third. Runion came through with a run-saving throw from right field in the bottom of the fourth, unleashing a perfect strike to home plate to nab Will Burns. Kevin Bazzell delivered a two-run double though, and Texas Tech turned it into a three-run frame to pull ahead 6-2.

Chase Weissenborn got the bottom of the sixth started with a web gem, twirling behind the bag in center field and throwing to Spenrath at first in time to nab Nolen Hester at first base.

New Mexico got a run back with Ashby's solo home run to lead off the seventh, but a double play turned by the Red Raiders helped curtail the threat after another single from Runion. Pigford walked and then stole second and third in the eighth, but he was stranded 90 feet from home. UNM managed a final hit in the ninth, but left the tying run in the on-deck circle as Texas Tech closed out the game.

Jase Lopez earned the win on the mound, striking out two and allowing two hits in 2 1/3 shutout innings of relief. Trendan Parish saved three frames for Texas Tech, and Andrew Devine earned his first save of the year throwing the scoreless ninth inning.

Scan the QR code to continue reading.



2023 New Mexico Baseball New Mexico at Texas Tech 3/7/2023 at Lubbock, Texas (Rip Griffin Park)



New Mexico 3 (9-3)

| Player | ab | r | h | rbi | bb | so | po | a | lob |
|------------------------|----|---|---|-----|----|----|----|----|-----|
| DITZENBERGER, Dylan 3b | 3 | 0 | 1 | 0 | 0 | 1 | 0 | 0 | 0 |
| KINKADE, Konner 2b | 2 | 0 | 0 | 0 | 0 | 1 | 1 | 1 | 1 |
| DAVID, Jeffrey cf | 5 | 0 | 1 | 0 | 1 | 1 | 0 | 0 | 0 |
| ASHBY, Lenny Junior dh | 4 | 1 | 3 | 1 | 1 | 0 | 0 | 2 | 2 |
| STEPHENS, Sean pr | 0 | 0 | 0 | 0 | 0 | 0 | 0 | 0 | 0 |
| RUNION, Braydon rf | 4 | 1 | 2 | 0 | 1 | 2 | 0 | 1 | 1 |
| PIGFORD, Reed 1b | 4 | 0 | 0 | 0 | 0 | 11 | 0 | 1 | 0 |
| HOLLAND, Jake c | 4 | 0 | 1 | 0 | 0 | 5 | 0 | 3 | 3 |
| PIGFORD, Deylan lf | 3 | 0 | 1 | 1 | 0 | 2 | 0 | 0 | 0 |
| DIXON, Devon 2b/3b | 3 | 0 | 0 | 1 | 0 | 4 | 3 | 1 | 0 |
| WEISSENBORN, Chase ss | 4 | 1 | 0 | 0 | 1 | 0 | 5 | 2 | 1 |
| BANNISTER, Wil p | 0 | 0 | 0 | 0 | 0 | 0 | 0 | 0 | 0 |
| STEINKAMP, Arthur p | 0 | 0 | 0 | 0 | 0 | 0 | 0 | 0 | 0 |
| HUDSON, Terrell p | 0 | 0 | 0 | 0 | 0 | 0 | 1 | 0 | 0 |
| STILL, Justin p | 0 | 0 | 0 | 0 | 0 | 0 | 2 | 0 | 0 |
| MCBROOM, Brian p | 0 | 0 | 0 | 0 | 0 | 0 | 0 | 0 | 0 |
| Totals | 36 | 3 | 9 | 3 | 4 | 5 | 24 | 13 | 11 |

Texas Tech 6 (12-2)

| Player | ab | r | h | rbi | bb | so | po | a | lob |
|------------------|----|---|----|-----|----|----|----|---|-----|
| Nolen Hester lf | 3 | 1 | 0 | 0 | 0 | 0 | 2 | 0 | 0 |
| Hudson White 2b | 4 | 1 | 2 | 1 | 0 | 2 | 3 | 0 | 0 |
| Kevin Bazzell 3b | 5 | 1 | 2 | 0 | 1 | 1 | 1 | 3 | 3 |
| Gavin Kash 1b | 5 | 1 | 2 | 0 | 0 | 1 | 7 | 0 | 3 |
| Ty Coleman dh | 4 | 0 | 1 | 1 | 0 | 0 | 0 | 0 | 0 |
| Owen Washburn rf | 2 | 1 | 0 | 0 | 2 | 1 | 6 | 0 | 1 |
| Dylan Maxcay c | 3 | 1 | 2 | 0 | 1 | 0 | 5 | 0 | 0 |
| Dillon Carter cf | 4 | 0 | 1 | 2 | 0 | 1 | 3 | 0 | 3 |
| Burns, Will ss | 1 | 0 | 0 | 0 | 3 | 0 | 1 | 2 | 0 |
| Zach Erdman p | 0 | 0 | 0 | 0 | 0 | 0 | 0 | 0 | 0 |
| Jase Lopez p | 0 | 0 | 0 | 0 | 0 | 0 | 0 | 0 | 0 |
| Trendan Parish p | 0 | 0 | 0 | 0 | 0 | 0 | 0 | 0 | 0 |
| Andrew Devine p | 0 | 0 | 0 | 0 | 0 | 0 | 0 | 0 | 0 |
| Totals | 31 | 6 | 10 | 6 | 7 | 4 | 27 | 6 | 10 |

| Score by Innings | 1 | 2 | 3 | 4 | 5 | 6 | 7 | 8 | 9 | R | H | E |
|------------------|---|---|---|---|---|---|---|---|---|---|----|---|
| New Mexico | 0 | 1 | 1 | 0 | 0 | 0 | 1 | 0 | 0 | 3 | 9 | 0 |
| Texas Tech | 0 | 3 | 0 | 3 | 0 | 0 | 0 | 0 | X | 6 | 10 | 1 |

E - Bazzell, K.(5), DP - UNM 1; TTU 1. LOB - UNM 11; TTU 10. 2B - PIGFORD, D.(4); White, H.(3); Bazzell, K.(8); Maxcay, D.(2); Carter, D.(2). HR - ASHBY, L.(2). HBP - SPENRATH, R.; Hester, N.; SH - Hester, N.(2). SB - PIGFORD, D. 2(4).

| New Mexico | ip | h | r | er | bb | so | ab | bf | np |
|-------------------|-----|---|---|----|----|----|----|----|----|
| BANNISTER, Wil | 1.1 | 3 | 3 | 3 | 2 | 0 | 7 | 9 | 34 |
| STEINKAMP, Arthur | 2.0 | 3 | 2 | 2 | 2 | 3 | 7 | 11 | 40 |
| HUDSON, Terrell | 2.1 | 3 | 1 | 1 | 0 | 10 | 10 | 42 | |
| STILL, Justin | 1.2 | 0 | 0 | 0 | 2 | 1 | 4 | 7 | 21 |
| MCBROOM, Brian | 0.2 | 1 | 0 | 0 | 0 | 3 | 3 | 6 | |

| Texas Tech | ip | h | r | er | bb | so | ab | bf | np |
|----------------|-----|---|---|----|----|----|----|----|----|
| Zach Erdman | 2.2 | 4 | 2 | 1 | 3 | 1 | 13 | 17 | 54 |
| Jase Lopez | 2.1 | 2 | 0 | 0 | 0 | 2 | 9 | 9 | 23 |
| Trendan Parish | 3.0 | 2 | 1 | 1 | 1 | 10 | 11 | 40 | |
| Andrew Devine | 1.0 | 1 | 0 | 0 | 1 | 4 | 4 | 14 | |

Win - Lopez, J. (1-0). Loss - BANNISTER, W (0-1). Save - Devine, A. (1).

WP - Erdman, Z.(1). HBP - by Erdman, Z. (SPENRATH, R.); by STEINKAMP, A (Hester, N.). PB - Maxcay, D.(3). Inherited runners/scored: STEINKAMP, A 3/1; HUDSON, T. 2/2; STILL, J. 1/0; MCBROOM, B. 1/0; Lopez, J. 2/0. Pitches/strikes: BANNISTER, W 34/17; STEINKAMP, A 40/22; HUDSON, T. 42/27; STILL, J. 21/12; MCBROOM, B. 6/5; Erdman, Z. 54/31; Lopez, J. 23/18; Parish, T. 40/26; Devine, A. 14/8.

Umpires - HP: Demond Thomas 1B: Courtney Lawrence 2B: Joe Landin 3B: Kyle Parker

Start: 2:02pm Time: 2:41 Attendance: 3438

Weather: 74 degrees, cloudy



UNIVERSITY OF NEW MEXICO

2023 BASEBALL



TEAM OVERALL STATISTICS



2023 New Mexico Baseball Overall Statistics for New Mexico (as of Mar 08, 2023) (All games Sorted by Fielding pct)



| Player | c | po | a | e | fld% | dp | sba | csb | sba% | pb | ci |
|------------------------|-----|-----|-----|----|-------|----|-----|-----|-------|----|----|
| 30 SPENRATH, Reed | 98 | 95 | 3 | 0 | 1.000 | 8 | 0 | 0 | --- | 0 | 0 |
| 18 HOLLAND, Jake | 49 | 47 | 2 | 0 | 1.000 | 0 | 4 | 0 | 1.000 | 0 | 0 |
| 24 SMITH, Kyle | 41 | 34 | 7 | 0 | 1.000 | 0 | 3 | 5 | .375 | 1 | 0 |
| 4 PIGFORD, Deylan | 26 | 25 | 1 | 0 | 1.000 | 0 | 0 | 0 | --- | 0 | 0 |
| 33 DITZENBERGER, Dylan | 26 | 3 | 23 | 0 | 1.000 | 0 | 0 | 0 | --- | 0 | 0 |
| 15 RUNION, Braydon | 14 | 12 | 2 | 0 | 1.000 | 0 | 0 | 0 | --- | 0 | 0 |
| 29 HERD, Caleb | 8 | 8 | 0 | 0 | 1.000 | 0 | 0 | 0 | --- | 0 | 0 |
| 11 STEPHENS, Sean | 8 | 7 | 1 | 0 | 1.000 | 0 | 0 | 0 | --- | 0 | 0 |
| 25 OLSON, Justin | 7 | 7 | 0 | 0 | 1.000 | 2 | 0 | 0 | --- | 0 | 0 |
| 34 ASHBY, Lenny Junior | 7 | 7 | 0 | 0 | 1.000 | 0 | 0 | 0 | --- | 0 | 0 |
| 10 EGLOFF, Riley | 5 | 2 | 3 | 0 | 1.000 | 1 | 3 | 0 | 1.000 | 0 | 0 |
| 14 CARRIS, Akili | 5 | 2 | 3 | 0 | 1.000 | 1 | 0 | 0 | --- | 0 | 0 |
| 44 FELIX, Dominic | 2 | 0 | 2 | 0 | 1.000 | 1 | 0 | 0 | --- | 0 | 0 |
| 19 STILL, Justin | 2 | 0 | 2 | 0 | 1.000 | 0 | 0 | 1 | .000 | 0 | 0 |
| 36 HUDSON, Terrell | 2 | 0 | 2 | 0 | 1.000 | 0 | 0 | 0 | --- | 0 | 0 |
| 1 MARTINEZ, Jordan | 1 | 0 | 1 | 0 | 1.000 | 0 | 0 | 0 | --- | 0 | 0 |
| 6 MCBROOM, Brian | 1 | 0 | 1 | 0 | 1.000 | 0 | 0 | 2 | .000 | 0 | 0 |
| 40 BANNISTER, Wil | 1 | 0 | 1 | 0 | 1.000 | 0 | 0 | 0 | --- | 0 | 0 |
| 23 JACKSON, Jaren | 1 | 0 | 1 | 0 | 1.000 | 0 | 1 | 0 | 1.000 | 0 | 0 |
| 27 GALLEGOS, Isaac | 1 | 0 | 1 | 0 | 1.000 | 0 | 1 | 0 | 1.000 | 0 | 0 |
| 3 DIXON, Devon | 42 | 17 | 24 | 1 | .976 | 4 | 0 | 0 | --- | 0 | 0 |
| 12 WEISSENBORN, Chase | 40 | 10 | 29 | 1 | .975 | 6 | 0 | 0 | --- | 0 | 0 |
| 7 DAVID, Jeffrey | 40 | 24 | 14 | 2 | .950 | 4 | 0 | 0 | --- | 0 | 0 |
| 8 KINKADE, Konner | 13 | 6 | 6 | 1 | .923 | 3 | 0 | 0 | --- | 0 | 0 |
| 2 LIVELY, Tristin | 1 | 0 | 0 | 1 | .000 | 0 | 2 | 2 | .500 | 0 | 0 |
| 49 ITURRALDE, Adolfo | 0 | 0 | 0 | 0 | .000 | 0 | 0 | 0 | --- | 0 | 0 |
| 42 STANFIELD, Alec | 0 | 0 | 0 | 0 | .000 | 0 | 0 | 0 | --- | 0 | 0 |
| 22 BAKER-LIVINGSTON,B | 0 | 0 | 0 | 0 | .000 | 0 | 0 | 0 | --- | 0 | 0 |
| 9 DEWYER, Trent | 0 | 0 | 0 | 0 | .000 | 0 | 0 | 0 | --- | 0 | 0 |
| 16 FLORES, Junior | 0 | 0 | 0 | 0 | .000 | 0 | 0 | 0 | --- | 0 | 0 |
| 13 RUSSELL, Brett | 0 | 0 | 0 | 0 | .000 | 0 | 0 | 0 | --- | 0 | 0 |
| 35 STEINKAMP, Arthur | 0 | 0 | 0 | 0 | .000 | 0 | 0 | 0 | --- | 0 | 0 |
| Totals | 441 | 306 | 129 | 6 | .986 | 10 | 7 | 5 | .583 | 1 | 0 |
| Opponents | 397 | 294 | 81 | 22 | .945 | 10 | 12 | 1 | .923 | 1 | 0 |

Hitting minimums - 1 Games 1 AB 1 TPA
Pitching minimums - 1 Games



UNIVERSITY OF NEW MEXICO

2023 BASEBALL



TEAM OVERALL STATISTICS



2023 New Mexico Baseball Overall Statistics for New Mexico (as of Mar 08, 2023) (All games Sorted by Batting avg)



Record: 9-3 Home: 6-1 Away: 0-1 Neutral: 3-1 MW: 0-0

| Player | avg | gp-gs | ab | r | h | 2b | 3b | hr | rbi | tb | slg% | bb | hp | so | gdp | ob% | sf | sh | sb-att | po | a | e | fld% |
|------------------------|------|-------|-----|-----|-----|----|----|----|-----|-----|------|----|----|----|-----|------|----|----|--------|-----|-----|----|-------|
| 33 DITZENBERGER, Dylan | .489 | 12-12 | 45 | 24 | 22 | 2 | 0 | 1 | 15 | 27 | .600 | 7 | 0 | 7 | 1 | .547 | 1 | 1 | 3-3 | 3 | 23 | 0 | 1.000 |
| 15 RUNION, Braydon | .467 | 12-12 | 45 | 15 | 21 | 4 | 0 | 3 | 14 | 34 | .756 | 4 | 1 | 12 | 0 | .510 | 1 | 0 | 1-1 | 12 | 2 | 0 | 1.000 |
| 8 KINKADE, Konner | .455 | 10-0 | 11 | 3 | 5 | 2 | 0 | 0 | 1 | 7 | .636 | 4 | 0 | 1 | 0 | .600 | 0 | 0 | 0-0 | 6 | 6 | 1 | .923 |
| 34 ASHBY, Lenny Junior | .435 | 12-12 | 46 | 11 | 20 | 2 | 0 | 2 | 20 | 28 | .609 | 8 | 0 | 4 | 2 | .509 | 1 | 0 | 0-1 | 7 | 0 | 0 | 1.000 |
| 4 PIGFORD, Deylan | .415 | 12-12 | 41 | 17 | 17 | 4 | 2 | 0 | 6 | 25 | .610 | 8 | 1 | 7 | 0 | .520 | 0 | 0 | 4-4 | 25 | 1 | 0 | 1.000 |
| 18 HOLLAND, Jake | .412 | 9-8 | 34 | 8 | 14 | 1 | 0 | 4 | 14 | 27 | .794 | 2 | 0 | 5 | 0 | .444 | 0 | 0 | 0-0 | 47 | 2 | 0 | 1.000 |
| 29 HERD, Caleb | .400 | 6-0 | 5 | 2 | 2 | 1 | 0 | 0 | 1 | 3 | .600 | 2 | 0 | 0 | 0 | .571 | 0 | 0 | 0-0 | 8 | 0 | 0 | 1.000 |
| 25 OLSON, Justin | .368 | 8-3 | 19 | 3 | 7 | 1 | 0 | 1 | 4 | 11 | .579 | 1 | 0 | 9 | 0 | .400 | 0 | 0 | 0-0 | 7 | 0 | 0 | 1.000 |
| 3 DIXON, Devon | .345 | 11-8 | 29 | 12 | 10 | 3 | 0 | 2 | 10 | 19 | .655 | 8 | 0 | 5 | 1 | .486 | 0 | 0 | 0-0 | 17 | 24 | 1 | .976 |
| 12 WEISSENBORN, Chase | .316 | 12-12 | 38 | 14 | 12 | 2 | 1 | 0 | 5 | 16 | .421 | 6 | 0 | 7 | 1 | .400 | 1 | 0 | 0-0 | 10 | 29 | 1 | .975 |
| 7 DAVID, Jeffrey | .308 | 12-12 | 52 | 10 | 16 | 3 | 3 | 1 | 18 | 28 | .538 | 5 | 1 | 9 | 1 | .367 | 2 | 0 | 2-2 | 24 | 14 | 2 | .950 |
| 11 STEPHENS, Sean | .286 | 11-0 | 14 | 1 | 4 | 0 | 1 | 0 | 2 | 6 | .429 | 0 | 0 | 4 | 0 | .286 | 0 | 0 | 0-0 | 7 | 1 | 0 | 1.000 |
| 30 SPENRATH, Reed | .256 | 12-12 | 39 | 15 | 10 | 4 | 0 | 4 | 14 | 26 | .667 | 13 | 1 | 13 | 1 | .444 | 1 | 0 | 2-2 | 95 | 3 | 0 | 1.000 |
| 14 CARRIS, Akili | .200 | 4-0 | 5 | 2 | 1 | 0 | 0 | 0 | 0 | 1 | .200 | 0 | 1 | 2 | 0 | .333 | 0 | 0 | 0-0 | 2 | 3 | 0 | 1.000 |
| 24 SMITH, Kyle | .190 | 8-5 | 21 | 2 | 4 | 0 | 1 | 1 | 4 | 9 | .429 | 6 | 1 | 7 | 0 | .393 | 0 | 0 | 0-0 | 34 | 7 | 0 | 1.000 |
| 44 FELIX, Dominic | .000 | 5-0 | 7 | 1 | 0 | 0 | 0 | 0 | 1 | 0 | .000 | 1 | 0 | 0 | 2 | .125 | 0 | 0 | 0-0 | 0 | 2 | 0 | 1.000 |
| Totals | .366 | 12 | 451 | 140 | 165 | 29 | 8 | 19 | 129 | 267 | .592 | 75 | 6 | 92 | 9 | .456 | 7 | 1 | 12-13 | 306 | 129 | 6 | .986 |
| Opponents | .288 | 12 | 399 | 62 | 115 | 25 | 2 | 12 | 60 | 180 | .451 | 29 | 11 | 83 | 10 | .351 | 3 | 6 | 7-12 | 294 | 81 | 22 | .945 |

LOB - Team (106), Opp (80). DPs turned - Team (10), Opp (10). IBB - Team (1), SPENRATH, R. 1.

(All games Sorted by Earned run avg)

| Player | era | w-l | app | gs | cg | sho | sv | ip | h | r | er | bb | so | 2b | 3b | hr | b/avg | wp | hp | bk | sfa | sha |
|-----------------------|-------|-----|-----|----|----|-----|----|-------|-----|-----|-----|----|----|----|----|----|-------|----|----|----|-----|-----|
| 19 STILL, Justin | 0.00 | 0-0 | 2 | 0 | 0 | 0/0 | 0 | 3.2 | 1 | 0 | 0 | 4 | 3 | 0 | 0 | 0 | .100 | 0 | 0 | 0 | 0 | 1 |
| 49 ITURRALDE, Adolfo | 0.00 | 0-0 | 3 | 0 | 0 | 0/0 | 0 | 2.1 | 1 | 0 | 0 | 0 | 4 | 1 | 0 | 0 | .125 | 0 | 1 | 0 | 0 | 0 |
| 9 DEWYER, Trent | 0.00 | 0-0 | 1 | 0 | 0 | 0/0 | 0 | 1.2 | 1 | 0 | 0 | 0 | 0 | 0 | 0 | 0 | .200 | 0 | 0 | 0 | 0 | 0 |
| 27 GALLEGOS, Isaac | 1.80 | 2-0 | 3 | 3 | 0 | 0/0 | 0 | 15.0 | 7 | 3 | 3 | 4 | 13 | 0 | 0 | 2 | .137 | 1 | 1 | 0 | 0 | 0 |
| 23 JACKSON, Jaren | 2.45 | 1-0 | 2 | 2 | 0 | 0/0 | 0 | 11.0 | 10 | 4 | 3 | 2 | 7 | 3 | 0 | 1 | .233 | 0 | 0 | 0 | 0 | 0 |
| 10 EGLOFF, Riley | 2.65 | 3-0 | 3 | 3 | 0 | 0/0 | 0 | 17.0 | 13 | 5 | 5 | 2 | 20 | 1 | 1 | 2 | .206 | 1 | 1 | 0 | 0 | 1 |
| 2 LIVELY, Tristin | 4.50 | 2-1 | 3 | 3 | 0 | 0/0 | 0 | 14.0 | 17 | 7 | 7 | 2 | 13 | 5 | 0 | 1 | .309 | 1 | 2 | 0 | 1 | 0 |
| 35 STEINKAMP, Arthur | 4.50 | 0-0 | 2 | 0 | 0 | 0/0 | 0 | 4.0 | 6 | 2 | 2 | 3 | 3 | 1 | 0 | 0 | .400 | 0 | 1 | 0 | 0 | 0 |
| 6 MCBROOM, Brian | 5.91 | 0-0 | 5 | 0 | 0 | 0/0 | 2 | 10.2 | 13 | 9 | 7 | 1 | 10 | 4 | 0 | 1 | .302 | 0 | 3 | 1 | 0 | 2 |
| 36 HUDSON, Terrell | 6.43 | 1-0 | 4 | 0 | 0 | 0/0 | 0 | 7.0 | 10 | 5 | 5 | 1 | 5 | 3 | 0 | 2 | .357 | 0 | 1 | 0 | 0 | 1 |
| 40 BANNISTER, Wil | 6.75 | 0-1 | 4 | 1 | 0 | 0/0 | 1 | 5.1 | 6 | 4 | 4 | 2 | 1 | 1 | 0 | 0 | .286 | 0 | 0 | 0 | 0 | 1 |
| 22 BAKER-LIVINGSTON,B | 12.27 | 0-0 | 3 | 0 | 0 | 0/0 | 0 | 3.2 | 9 | 5 | 5 | 1 | 2 | 2 | 0 | 0 | .474 | 0 | 1 | 0 | 0 | 0 |
| 13 RUSSELL, Brett | 18.00 | 0-1 | 2 | 0 | 0 | 0/0 | 0 | 3.0 | 8 | 6 | 6 | 2 | 2 | 2 | 1 | 1 | .500 | 0 | 0 | 0 | 1 | 0 |
| 1 MARTINEZ, Jordan | 21.00 | 0-0 | 2 | 0 | 0 | 0/0 | 0 | 3.0 | 6 | 7 | 7 | 2 | 0 | 1 | 0 | 1 | .429 | 0 | 0 | 0 | 0 | 0 |
| 42 STANFIELD, Alec | 54.00 | 0-0 | 1 | 0 | 0 | 0/0 | 0 | 0.1 | 3 | 2 | 2 | 2 | 0 | 1 | 0 | 0 | 1.000 | 1 | 0 | 0 | 1 | 0 |
| 16 FLORES, Junior | 81.00 | 0-0 | 1 | 0 | 0 | 0/0 | 0 | 0.1 | 4 | 3 | 3 | 1 | 0 | 0 | 0 | 1 | .800 | 0 | 0 | 0 | 0 | 0 |
| Totals | 5.21 | 9-3 | 12 | 12 | 0 | 0/0 | 3 | 102.0 | 115 | 62 | 59 | 29 | 83 | 25 | 2 | 12 | .288 | 4 | 11 | 1 | 3 | 6 |
| Opponents | 11.30 | 3-9 | 12 | 12 | 0 | 0/0 | 2 | 98.0 | 165 | 140 | 123 | 75 | 92 | 29 | 8 | 19 | .366 | 21 | 6 | 4 | 7 | 1 |