



**Officials:** David Hall, Tommy Johnson, Shawn Lehigh

**Utah Valley - 83**

**Record: 26-8**

| NO.           | Name            | F/C | Min   | FG    | 3P   | FT   | Rebounds |    |     | Fouls |    | TP | AS | TO | ST | Blocks |    | +/- |
|---------------|-----------------|-----|-------|-------|------|------|----------|----|-----|-------|----|----|----|----|----|--------|----|-----|
|               |                 |     |       | M-A   | M-A  | M-A  | OR       | DR | TOT | PF    | FD |    |    |    |    | BS     | BA |     |
| 5             | Tim Fuller      | F   | 30:37 | 6-9   | 0-0  | 2-3  | 5        | 5  | 10  | 3     | 4  | 14 | 2  | 0  | 0  | 2      | 1  | 11  |
| 55            | Aziz Bandaogo   | C   | 29:16 | 4-7   | 0-0  | 0-0  | 4        | 7  | 11  | 3     | 1  | 8  | 2  | 2  | 0  | 1      | 0  | 7   |
| 0             | Justin Harmon   | G   | 34:00 | 13-20 | 2-4  | 4-6  | 1        | 2  | 3   | 1     | 5  | 32 | 3  | 1  | 0  | 0      | 1  | 20  |
| 1             | Le'Tre Darthard | G   | 24:19 | 2-12  | 1-5  | 2-2  | 0        | 4  | 4   | 0     | 2  | 7  | 1  | 4  | 3  | 1      | 2  | 6   |
| 4             | Trey Woodbury   | G   | 30:17 | 4-13  | 2-6  | 0-0  | 0        | 8  | 8   | 3     | 0  | 10 | 7  | 1  | 0  | 0      | 0  | 9   |
| 11            | Tahj Small      |     | 17:26 | 3-4   | 1-1  | 0-0  | 0        | 1  | 1   | 0     | 0  | 7  | 0  | 0  | 1  | 0      | 1  | 0   |
| 35            | Ethan Potter    |     | 18:56 | 1-4   | 0-1  | 0-0  | 0        | 7  | 7   | 4     | 0  | 2  | 0  | 0  | 0  | 0      | 0  | 10  |
| 3             | Blaze Nield     |     | 15:09 | 1-3   | 1-1  | 0-0  | 0        | 1  | 1   | 1     | 0  | 3  | 4  | 1  | 1  | 0      | 0  | 7   |
| Team          |                 |     |       |       |      |      | 1        | 3  | 4   |       |    | 0  |    |    | 3  |        |    |     |
| <b>Totals</b> |                 |     |       | 34-72 | 7-18 | 8-11 | 11       | 38 | 49  | 15    | 12 | 83 | 19 | 12 | 5  | 4      | 5  | 14  |

| Shooting By Period  |       |       |
|---------------------|-------|-------|
| 1 <sup>st</sup> FG% | 18-36 | 50.0% |
| 3PT%                | 4-9   | 44.4% |
| FT%                 | 6-8   | 75%   |
| 2 <sup>nd</sup> FG% | 16-36 | 44.4% |
| 3PT%                | 3-9   | 33.3% |
| FT%                 | 2-3   | 66.7% |
| GM FG%              | 34-72 | 47.2% |
| 3PT%                | 7-18  | 38.9% |
| FT%                 | 8-11  | 72.7% |

Dead Ball Rebounds: 0, 0

**Technical Fouls:** Bandaogo 2<sup>nd</sup> 4:27

**New Mexico - 69**

**Record: 22-12**

| NO.           | Name                | F/C | Min   | FG    | 3P   | FT    | Rebounds |    |     | Fouls |    | TP | AS | TO | ST | Blocks |    | +/- |
|---------------|---------------------|-----|-------|-------|------|-------|----------|----|-----|-------|----|----|----|----|----|--------|----|-----|
|               |                     |     |       | M-A   | M-A  | M-A   | OR       | DR | TOT | PF    | FD |    |    |    |    | BS     | BA |     |
| 24            | Morris Udeze        | F   | 36:09 | 8-14  | 0-0  | 2-8   | 3        | 16 | 19  | 3     | 7  | 18 | 2  | 1  | 0  | 1      | 1  | -11 |
| 53            | Josiah Allick       | F   | 30:47 | 4-7   | 0-1  | 1-3   | 3        | 5  | 8   | 2     | 3  | 9  | 0  | 2  | 1  | 2      | 1  | -16 |
| 5             | Jamal Mashburn, Jr. | G   | 33:06 | 1-14  | 1-3  | 3-3   | 1        | 1  | 2   | 2     | 1  | 6  | 3  | 2  | 0  | 1      | 2  | -14 |
| 10            | Jaelen House        | G   | 27:53 | 6-16  | 2-6  | 0-0   | 0        | 1  | 1   | 2     | 0  | 14 | 5  | 1  | 4  | 0      | 0  | -16 |
| 13            | Javonté Johnson     | G   | 32:20 | 2-4   | 0-1  | 2-2   | 0        | 2  | 2   | 0     | 2  | 6  | 1  | 0  | 3  | 1      | 0  | -11 |
| 2             | Donovan Dent        |     | 15:21 | 4-7   | 0-0  | 1-1   | 1        | 0  | 1   | 0     | 1  | 9  | 1  | 1  | 0  | 0      | 0  | -2  |
| 0             | KJ Jenkins          |     | 13:50 | 2-6   | 0-3  | 1-2   | 0        | 0  | 0   | 2     | 1  | 5  | 2  | 1  | 0  | 0      | 0  | -3  |
| 3             | Sebastian Forsling  |     | 02:49 | 0-0   | 0-0  | 0-0   | 0        | 0  | 0   | 1     | 0  | 0  | 0  | 0  | 0  | 0      | 0  | -3  |
| 34            | Birima Seck         |     | 07:45 | 1-1   | 0-0  | 0-0   | 0        | 2  | 2   | 0     | 0  | 2  | 0  | 0  | 0  | 0      | 0  | 6   |
| Team          |                     |     |       |       |      |       | 1        | 2  | 3   |       |    | 0  |    |    | 1  |        |    |     |
| <b>Totals</b> |                     |     |       | 28-69 | 3-14 | 10-19 | 9        | 29 | 38  | 12    | 15 | 69 | 14 | 9  | 8  | 5      | 4  | -14 |

| Shooting By Period  |       |       |
|---------------------|-------|-------|
| 1 <sup>st</sup> FG% | 13-34 | 38.2% |
| 3PT%                | 0-6   | 0.0%  |
| FT%                 | 7-12  | 58.3% |
| 2 <sup>nd</sup> FG% | 15-35 | 42.9% |
| 3PT%                | 3-8   | 37.5% |
| FT%                 | 3-7   | 42.9% |
| GM FG%              | 28-69 | 40.6% |
| 3PT%                | 3-14  | 21.4% |
| FT%                 | 10-19 | 52.6% |

Dead Ball Rebounds: 3, 1

**Technical Fouls:** NONE

|                         | UVU                        | UNM                       |
|-------------------------|----------------------------|---------------------------|
| <b>Biggest lead</b>     | 22 (2 <sup>nd</sup> 15:44) | 3 (1 <sup>st</sup> 13:03) |
| <b>Best Scoring Run</b> | 7 (2 <sup>nd</sup> 16:44)  | 8 (1 <sup>st</sup> 13:03) |
| <b>Lead Changes</b>     | 2                          |                           |
| <b>Times Tied</b>       | 3                          |                           |
| <b>Time with Lead</b>   | 36:54                      | 01:35                     |

| Points from          | UVU | UNM |
|----------------------|-----|-----|
| <b>Turnovers</b>     | 9   | 13  |
| <b>Paint</b>         | 48  | 44  |
| <b>Second Chance</b> | 9   | 9   |
| <b>Fast Breaks</b>   | 15  | 9   |
| <b>Bench</b>         | 12  | 16  |

|            | Period by Period Scoring |     |     |
|------------|--------------------------|-----|-----|
|            | 1st                      | 2nd | TOT |
| <b>UVU</b> | 46                       | 37  | 83  |
| <b>UNM</b> | 33                       | 36  | 69  |



**Utah Valley at New Mexico**

03/15/23 The Pit, Albuquerque, NM  
2022-23 Men's Basketball

**Game Time:** 8:00 PM  
**Game Duration:** 1:59  
**Attendance:** 6,803

**Officials:** David Hall, Tommy Johnson, Shawn Lehigh

**Period 1**

**Quarter Starters:**

|            |                   |              |              |            |               |
|------------|-------------------|--------------|--------------|------------|---------------|
| <b>UNM</b> | 5 Mashburn, Jr. J | 10 House J   | 13 Johnson J | 24 Udeze M | 53 Allick J   |
| <b>UVU</b> | 0 Harmon J        | 1 Darthard L | 4 Woodbury T | 5 Fuller T | 55 Bandaogo A |

| Game Time | UNM   | Score      | Diff      | UVU  |
|-----------|---|------------|-----------|--|
| 20:00     | 24 UDEZE M jumpball lost  |            |           | 55 BANDAOGO A jumpball won   |
| 19:47     |   | <b>0-2</b> | <b>-2</b> | 55 BANDAOGO A 2pt FG in the paint, dunk, made (2)                        |
| 19:47     |   |            |           | 4 WOODBURY T assist (1)  |
| 19:21     | 53 ALLICK J turnover travel (1)   |            |           |  |
| 19:03     |   |            |           | 0 HARMON J 2pt FG from turnover in the paint, layup missed               |
| 18:55     |   |            |           | 5 FULLER T offensive rebound (1)   |
| 18:55     |   |            |           | 5 FULLER T 2pt FG from turnover second chance in the paint, dunk, missed |
| 18:54     | 24 UDEZE M defensive rebound (1)  |            |           |  |
| 18:50     | 5 MASHBURN, JR. J 3pt FG , jump shot missed                                   |            |           |  |
| 18:47     |   |            |           | 1 DARTHARD L defensive rebound (1)                                       |
| 18:43     |   |            |           | 4 WOODBURY T 3pt FG , jump shot missed                                   |
| 18:39     | 24 UDEZE M defensive rebound (2)  |            |           |  |
| 18:34     | 10 HOUSE J 3pt FG , jump shot missed  |            |           |  |
| 18:31     |   |            |           | 4 WOODBURY T defensive rebound (1)                                       |
| 18:26     |   |            |           | 0 HARMON J 2pt FG in the paint, layup missed                             |
| 18:25     | defensive dead ball rebound (1)   |            |           |  |
| 18:25     | 24 UDEZE M foul drawn (1)   |            |           | 55 BANDAOGO A foul personal (1 - 1)                                      |
| 18:10     | 53 ALLICK J 3pt FG , jump shot missed   |            |           |  |
| 18:07     |   |            |           | 4 WOODBURY T defensive rebound (2)                                       |
| 17:54     |   | <b>0-4</b> | <b>-4</b> | 0 HARMON J 2pt FG in the paint, layup made (2)                           |
| 17:31     | 5 MASHBURN, JR. J 2pt FG in the paint, layup missed                           |            |           |  |
| 17:29     | offensive rebound (3)   |            |           |  |
| 17:25     | 53 ALLICK J 2pt FG second chance in the paint, layup made (2)                 | <b>2-4</b> | <b>-2</b> |  |
| 17:25     | 10 HOUSE J assist (1)   |            |           |  |
| 17:08     |   |            |           | 4 WOODBURY T 2pt FG outside the paint, step back jump shot missed        |
| 17:05     | 24 UDEZE M defensive rebound (3)  |            |           |  |
| 16:54     | 24 UDEZE M 2pt FG in the paint, jump shot missed                              |            |           |  |
| 16:51     |   |            |           | 55 BANDAOGO A defensive rebound (1)                                      |
| 16:48     | 5 MASHBURN, JR. J foul shooting (1 - 1)                                       |            |           | 1 DARTHARD L foul drawn (1)  |
| 16:48     |   | <b>2-5</b> | <b>-3</b> | 1 DARTHARD L free throw fast break 1 - 2 made (1)                        |
| 16:48     |   | <b>2-6</b> | <b>-4</b> | 1 DARTHARD L free throw fast break 2 - 2 made (2)                        |
| 16:26     | 24 UDEZE M 2pt FG in the paint, hook shot made (2)                            | <b>4-6</b> | <b>-2</b> |  |
| 16:08     |   | <b>4-9</b> | <b>-5</b> | 4 WOODBURY T 3pt FG , jump shot made (3)                                 |
| 16:08     |   |            |           | 55 BANDAOGO A assist (1)   |
| 15:41     | 10 HOUSE J 2pt FG in the paint, floating jump shot made (2)                   | <b>6-9</b> | <b>-3</b> |  |
| 15:28     | 10 HOUSE J steal (1)  |            |           | 55 BANDAOGO A turnover lost ball (1)                                     |
| 15:20     | 13 JOHNSON J 2pt FG fast break from turnover in the paint, hook shot made (2) | <b>8-9</b> | <b>-1</b> |  |
| 15:20     | 10 HOUSE J assist (2)   |            |           |  |
| 14:59     |   |            |           | 1 DARTHARD L 2pt FG in the paint, floating jump shot missed              |
| 14:56     | 24 UDEZE M defensive rebound (4)  |            |           |  |
| 14:39     | 13 JOHNSON J 3pt FG , jump shot missed  |            |           |  |



**Utah Valley at New Mexico**

03/15/23 The Pit, Albuquerque, NM  
2022-23 Men's Basketball

**Game Time:** 8:00 PM  
**Game Duration:** 1:59  
**Attendance:** 6,803

**Officials:** David Hall, Tommy Johnson, Shawn Lehigh

| Game Time | UNM   | Score        | Diff     | UVU  |
|-----------|---|--------------|----------|--|
| 14:36     | 24 UDEZE M offensive rebound (5)  |              |          |  |
| 14:35     | 24 UDEZE M foul drawn (2)   |              |          | 5 FULLER T foul shooting (1 - 2)                             |
| 14:35     | Timeout media   |              |          |  |
| 14:35     |   |              |          | 0 HARMON J substitution out                                  |
| 14:35     |   |              |          | 55 BANDAOGO A substitution out                               |
| 14:35     |   |              |          | 11 SMALL T substitution in                                   |
| 14:35     |   |              |          | 35 POTTER E substitution in                                  |
| 14:35     | 24 UDEZE M free throw 1 - 2 missed                                      |              |          |  |
| 14:35     | offensive dead ball rebound (2)   |              |          |  |
| 14:35     | 24 UDEZE M free throw 2 - 2 made (3)                                    | <b>9-9</b>   | <b>0</b> |  |
| 14:22     | 10 HOUSE J steal (2)  |              |          | 1 DARTHARD L turnover bad pass (1)                           |
| 14:16     | 10 HOUSE J 2pt FG from turnover in the paint, floating jump shot missed |              |          |  |
| 14:13     |   |              |          | 4 WOODBURY T defensive rebound (3)                           |
| 14:10     |   |              |          | 1 DARTHARD L 2pt FG in the paint, layup blocked              |
| 14:10     | 13 JOHNSON J block (1)  |              |          |  |
| 14:06     | 13 JOHNSON J defensive rebound (1)                                      |              |          |  |
| 14:01     | 24 UDEZE M foul drawn (3)   |              |          | 35 POTTER E foul shooting (1 - 3)                            |
| 14:01     | 24 UDEZE M free throw fast break 1 - 2 made (4)                         | <b>10-9</b>  | <b>1</b> |  |
| 14:01     | 10 HOUSE J substitution out   |              |          |  |
| 14:01     | 2 DENT D substitution in  |              |          |  |
| 14:01     |   |              |          | 4 WOODBURY T substitution out                                |
| 14:01     |   |              |          | 3 NIELD B substitution in                                    |
| 14:01     | 24 UDEZE M free throw fast break 2 - 2 missed                           |              |          |  |
| 13:59     |   |              |          | 35 POTTER E defensive rebound (1)                            |
| 13:47     |   |              |          | 5 FULLER T 2pt FG in the paint, layup blocked                |
| 13:47     | 53 ALLICK J block (1)   |              |          |  |
| 13:43     | 5 MASHBURN, JR. J defensive rebound (1)                                 |              |          |  |
| 13:40     | 5 MASHBURN, JR. J 2pt FG in the paint, jump shot missed                 |              |          |  |
| 13:37     |   |              |          | 11 SMALL T defensive rebound (1)                             |
| 13:12     |   |              |          | 11 SMALL T 2pt FG in the paint, jump shot blocked            |
| 13:12     | 5 MASHBURN, JR. J block (1)   |              |          |  |
| 13:08     | 24 UDEZE M defensive rebound (6)  |              |          |  |
| 13:03     | 2 DENT D 2pt FG in the paint, driving layup made (2)                    | <b>12-9</b>  | <b>3</b> |  |
| 12:28     |   |              |          | 35 POTTER E 2pt FG in the paint, layup missed                |
| 12:26     |   |              |          | 5 FULLER T offensive rebound (2)                             |
| 12:26     |   | <b>12-11</b> | <b>1</b> | 5 FULLER T 2pt FG second chance in the paint, layup made (2) |
| 12:26     | 53 ALLICK J foul shooting (1 - 2)                                       |              |          | 5 FULLER T foul drawn (1)                                    |
| 12:26     | 24 UDEZE M substitution out   |              |          |  |
| 12:26     | 3 FORSLING S substitution in  |              |          |  |
| 12:26     |   |              |          | 1 DARTHARD L substitution out                                |
| 12:26     |   |              |          | 0 HARMON J substitution in                                   |
| 12:26     |   | <b>12-12</b> | <b>0</b> | 5 FULLER T free throw 1 - 1 made (3)                         |
| 12:26     |   |              |          | 5 FULLER T substitution out                                  |
| 12:26     |   |              |          | 55 BANDAOGO A substitution in                                |
| 12:26     | 13 JOHNSON J substitution out   |              |          |  |
| 12:26     | 0 JENKINS K substitution in   |              |          |  |
| 12:14     | 2 DENT D 2pt FG in the paint, floating jump shot missed                 |              |          |  |
| 12:12     |   |              |          | 35 POTTER E defensive rebound (2)                            |



**Utah Valley at New Mexico**

03/15/23 The Pit, Albuquerque, NM  
2022-23 Men's Basketball

**Game Time:** 8:00 PM  
**Game Duration:** 1:59  
**Attendance:** 6,803

**Officials:** David Hall, Tommy Johnson, Shawn Lehigh

| Game Time | UNM  | Score        | Diff      | UVU   |
|-----------|--|--------------|-----------|---|
| 11:58     |  | <b>12-14</b> | <b>-2</b> | 0 HARMON J 2pt FG in the paint, layup made (4)                          |
| 11:58     | 0 JENKINS K foul shooting (1 - 3)                                    |              |           | 0 HARMON J foul drawn (1)   |
| 11:58     | Timeout media  |              |           |   |
| 11:58     |  |              |           | 0 HARMON J free throw 1 - 1 missed                                      |
| 11:57     | 53 ALLICK J defensive rebound (1)                                    |              |           |   |
| 11:44     | 5 MASHBURN, JR. J 2pt FG outside the paint, pull up jump shot missed |              |           |   |
| 11:41     |  |              |           | 35 POTTER E defensive rebound (3)                                       |
| 11:15     |  |              |           | 0 HARMON J 2pt FG in the paint, layup missed                            |
| 11:13     |  |              |           | 55 BANDAOGO A offensive rebound (2)                                     |
| 11:13     | 3 FORSLING S foul personal (1 - 4)                                   |              |           | 55 BANDAOGO A foul drawn (1)  |
| 11:13     | 3 FORSLING S substitution out  |              |           |   |
| 11:13     | 5 MASHBURN, JR. J substitution out                                   |              |           |   |
| 11:13     | 10 HOUSE J substitution in   |              |           |   |
| 11:13     | 24 UDEZE M substitution in   |              |           |   |
| 11:06     |  |              |           | 55 BANDAOGO A 2pt FG second chance in the paint, hook shot missed       |
| 11:02     | 10 HOUSE J defensive rebound (1)                                     |              |           |   |
| 10:48     | 24 UDEZE M 2pt FG in the paint, layup missed                         |              |           |   |
| 10:45     |  |              |           | 35 POTTER E defensive rebound (4)                                       |
| 10:34     |  |              |           | 35 POTTER E 3pt FG , jump shot missed                                   |
| 10:32     | 24 UDEZE M defensive rebound (7)                                     |              |           |   |
| 10:26     | 0 JENKINS K 3pt FG , jump shot missed                                |              |           |   |
| 10:23     | 2 DENT D offensive rebound (1)                                       |              |           |   |
| 10:17     | 10 HOUSE J 3pt FG second chance, jump shot missed                    |              |           |   |
| 10:14     |  |              |           | 3 NIELD B defensive rebound (1)   |
| 09:56     |  |              |           | 0 HARMON J 3pt FG , jump shot missed                                    |
| 09:53     | 53 ALLICK J defensive rebound (2)                                    |              |           |   |
| 09:39     | 0 JENKINS K 2pt FG in the paint, layup made (2)                      | <b>14-14</b> | <b>0</b>  |   |
| 09:23     |  | <b>14-17</b> | <b>-3</b> | 3 NIELD B 3pt FG , jump shot made (3)                                   |
| 09:23     |  |              |           | 55 BANDAOGO A assist (2)  |
| 09:09     | 2 DENT D turnover bad pass (1)                                       |              |           | 11 SMALL T steal (1)  |
| 09:04     |  | <b>14-19</b> | <b>-5</b> | 11 SMALL T 2pt FG fast break from turnover in the paint, layup made (2) |
| 09:04     |  |              |           | 3 NIELD B assist (1)  |
| 08:43     | 24 UDEZE M 2pt FG in the paint, layup made (6)                       | <b>16-19</b> | <b>-3</b> |   |
| 08:26     |  | <b>16-21</b> | <b>-5</b> | 0 HARMON J 2pt FG in the paint, layup made (6)                          |
| 08:26     | 53 ALLICK J foul shooting (2 - 5)                                    |              |           | 0 HARMON J foul drawn (2)   |
| 08:26     | 53 ALLICK J substitution out   |              |           |   |
| 08:26     | 13 JOHNSON J substitution in   |              |           |   |
| 08:26     |  |              |           | 11 SMALL T substitution out   |
| 08:26     |  |              |           | 35 POTTER E substitution out  |
| 08:26     |  |              |           | 4 WOODBURY T substitution in  |
| 08:26     |  |              |           | 5 FULLER T substitution in  |
| 08:26     |  | <b>16-22</b> | <b>-6</b> | 0 HARMON J free throw 1 - 1 made (7)                                    |
| 07:59     | 0 JENKINS K foul drawn (1)   |              |           | 4 WOODBURY T foul shooting (1 - 4)                                      |
| 07:59     | Timeout media  |              |           |   |
| 07:59     | 2 DENT D substitution out  |              |           |   |
| 07:59     | 5 MASHBURN, JR. J substitution in                                    |              |           |   |
| 07:59     | 0 JENKINS K free throw 1 - 2 made (3)                                | <b>17-22</b> | <b>-5</b> |   |



**Utah Valley at New Mexico**

03/15/23 The Pit, Albuquerque, NM  
2022-23 Men's Basketball

**Game Time:** 8:00 PM  
**Game Duration:** 1:59  
**Attendance:** 6,803

**Officials:** David Hall, Tommy Johnson, Shawn Lehigh

| Game Time | UNM   | Score        | Diff       | UVU   |
|-----------|---|--------------|------------|---|
| 07:58     | 0 JENKINS K free throw 2 - 2 missed                           |              |            |   |
| 07:57     |   |              |            | 55 BANDAOGO A defensive rebound (3)   |
| 07:48     |   | <b>17-24</b> | <b>-7</b>  | 5 FULLER T 2pt FG in the paint, dunk, made (5)                                  |
| 07:48     |   |              |            | 4 WOODBURY T assist (2)   |
| 07:38     | 5 MASHBURN, JR. J 2pt FG outside the paint, jump shot missed  |              |            |   |
| 07:34     |   |              |            | 4 WOODBURY T defensive rebound (4)  |
| 07:32     |   | <b>17-27</b> | <b>-10</b> | 0 HARMON J 3pt FG fast break, jump shot made (10)                               |
| 07:32     |   |              |            | 4 WOODBURY T assist (3)   |
| 07:30     | Timeout 30 Sec  |              |            |   |
| 07:22     | 10 HOUSE J 2pt FG in the paint, layup made (4)                | <b>19-27</b> | <b>-8</b>  |   |
| 07:22     | 5 MASHBURN, JR. J assist (1)                                  |              |            |   |
| 07:05     |   | <b>19-29</b> | <b>-10</b> | 0 HARMON J 2pt FG in the paint, floating jump shot made (12)                    |
| 06:45     | 24 UDEZE M 2pt FG in the paint, layup made (8)                | <b>21-29</b> | <b>-8</b>  |   |
| 06:45     | 10 HOUSE J assist (3)   |              |            |   |
| 06:23     |   |              |            | 4 WOODBURY T 2pt FG outside the paint, turnaround jump shot missed              |
| 06:22     |   |              |            | 5 FULLER T offensive rebound (3)  |
| 06:22     | 5 MASHBURN, JR. J foul personal (2 - 6)                       |              |            | 5 FULLER T foul drawn (2)   |
| 06:17     |   | <b>21-31</b> | <b>-10</b> | 4 WOODBURY T 2pt FG second chance outside the paint, pull up jump shot made (5) |
| 06:00     | 5 MASHBURN, JR. J foul drawn (1)                              |              |            | 4 WOODBURY T foul shooting (2 - 5)  |
| 06:00     | 5 MASHBURN, JR. J free throw 1 - 2 made (1)                   | <b>22-31</b> | <b>-9</b>  |   |
| 06:00     |   |              |            | 4 WOODBURY T substitution out   |
| 06:00     |   |              |            | 55 BANDAOGO A substitution out  |
| 06:00     |   |              |            | 1 DARTHARD L substitution in  |
| 06:00     |   |              |            | 11 SMALL T substitution in  |
| 06:00     | 0 JENKINS K substitution out                                  |              |            |   |
| 06:00     | 53 ALLICK J substitution in                                   |              |            |   |
| 06:00     | 5 MASHBURN, JR. J free throw 2 - 2 made (2)                   | <b>23-31</b> | <b>-8</b>  |   |
| 05:53     | 24 UDEZE M foul personal (1 - 7)                              |              |            | 0 HARMON J foul drawn (3)   |
| 05:53     |   | <b>23-32</b> | <b>-9</b>  | 0 HARMON J 1&1 free throw 1 made (13)   |
| 05:53     |   |              |            | 11 SMALL T substitution out   |
| 05:53     |   |              |            | 35 POTTER E substitution in   |
| 05:53     |   | <b>23-33</b> | <b>-10</b> | 0 HARMON J 1&1 free throw 2 made (14)   |
| 05:39     | jump ball situation   |              |            |   |
| 05:32     | 53 ALLICK J foul drawn (1)                                    |              |            | 5 FULLER T foul personal (2 - 6)  |
| 05:24     | 10 HOUSE J 2pt FG outside the paint, jump shot missed         |              |            |   |
| 05:21     |   |              |            | 1 DARTHARD L defensive rebound (2)  |
| 05:15     |   | <b>23-36</b> | <b>-13</b> | 1 DARTHARD L 3pt FG , jump shot made (5)  |
| 05:15     |   |              |            | 3 NIELD B assist (2)  |
| 05:04     | 5 MASHBURN, JR. J 2pt FG outside the paint, jump shot blocked |              |            |   |
| 05:04     |   |              |            | 1 DARTHARD L block (1)  |
| 05:00     | 5 MASHBURN, JR. J offensive rebound (2)                       |              |            |   |
| 04:58     | 13 JOHNSON J foul drawn (1)                                   |              |            | 0 HARMON J foul personal (1 - 7)  |
| 04:58     | 10 HOUSE J substitution out                                   |              |            |   |
| 04:58     | 2 DENT D substitution in                                      |              |            |   |
| 04:58     | 13 JOHNSON J 1&1 free throw 1 made (3)                        | <b>24-36</b> | <b>-12</b> |   |
| 04:58     | 13 JOHNSON J 1&1 free throw 2 made (4)                        | <b>25-36</b> | <b>-11</b> |   |
| 04:41     |   | <b>25-38</b> | <b>-13</b> | 0 HARMON J 2pt FG in the paint, jump shot made (16)                             |



**Utah Valley at New Mexico**

03/15/23 The Pit, Albuquerque, NM  
2022-23 Men's Basketball

**Game Time:** 8:00 PM  
**Game Duration:** 1:59  
**Attendance:** 6,803

**Officials:** David Hall, Tommy Johnson, Shawn Lehigh

| Game Time | UNM  | Score        | Diff       | UVU   |
|-----------|--|--------------|------------|---|
| 04:24     | 53 ALLICK J 2pt FG in the paint, turnaround jump shot missed           |              |            |   |
| 04:21     |  |              |            | 5 FULLER T defensive rebound (4)                              |
| 04:13     |  |              |            | 3 NIELD B 2pt FG in the paint, jump shot missed               |
| 04:10     |  |              |            | 5 FULLER T offensive rebound (5)                              |
| 04:08     |  |              |            | 1 DARTHARD L 3pt FG second chance, jump shot missed           |
| 04:05     | 53 ALLICK J defensive rebound (3)                                      |              |            |   |
| 03:57     | 53 ALLICK J foul drawn (2)   |              |            | 35 POTTER E foul personal (2 - 8)                             |
| 03:56     | Timeout media  |              |            |   |
| 03:56     |  |              |            | 3 NIELD B substitution out                                    |
| 03:56     |  |              |            | 5 FULLER T substitution out                                   |
| 03:56     |  |              |            | 4 WOODBURY T substitution in                                  |
| 03:56     |  |              |            | 55 BANDAOGO A substitution in                                 |
| 03:55     | 53 ALLICK J 1&1 free throw 1 missed                                    |              |            |   |
| 03:53     |  |              |            | 35 POTTER E defensive rebound (5)                             |
| 03:37     |  | <b>25-40</b> | <b>-15</b> | 0 HARMON J 2pt FG in the paint, driving layup made (18)       |
| 03:18     | 5 MASHBURN, JR. J 2pt FG outside the paint, step back jump shot missed |              |            |   |
| 03:17     | 24 UDEZE M offensive rebound (8)                                       |              |            |   |
| 03:17     | 24 UDEZE M 2pt FG second chance in the paint, layup made (10)          | <b>27-40</b> | <b>-13</b> |   |
| 03:17     | 24 UDEZE M foul drawn (4)  |              |            | 55 BANDAOGO A foul shooting (2 - 9)                           |
| 03:17     |  |              |            | 55 BANDAOGO A substitution out                                |
| 03:17     |  |              |            | 5 FULLER T substitution in                                    |
| 03:17     | 24 UDEZE M free throw 1 - 1 missed                                     |              |            |   |
| 03:15     |  |              |            | 35 POTTER E defensive rebound (6)                             |
| 03:03     |  |              |            | 4 WOODBURY T 3pt FG , jump shot missed                        |
| 03:00     |  |              |            | 0 HARMON J offensive rebound (1)                              |
| 02:58     |  | <b>27-42</b> | <b>-15</b> | 0 HARMON J 2pt FG second chance in the paint, layup made (20) |
| 02:56     | 24 UDEZE M substitution out  |              |            |   |
| 02:56     | 34 SECK B substitution in  |              |            |   |
| 02:56     |  |              |            | 0 HARMON J substitution out                                   |
| 02:56     |  |              |            | 11 SMALL T substitution in                                    |
| 02:56     |  |              |            | 4 WOODBURY T substitution out                                 |
| 02:56     |  |              |            | 3 NIELD B substitution in                                     |
| 02:36     | 53 ALLICK J substitution out   |              |            |   |
| 02:36     | 24 UDEZE M substitution in   |              |            |   |
| 02:31     | 24 UDEZE M 2pt FG in the paint, driving layup made (12)                | <b>29-42</b> | <b>-13</b> |   |
| 02:27     |  |              |            | 3 NIELD B turnover travel (1)                                 |
| 02:11     | 24 UDEZE M 2pt FG from turnover in the paint, layup missed             |              |            |   |
| 02:09     |  |              |            | 5 FULLER T defensive rebound (6)                              |
| 02:09     | 24 UDEZE M foul personal (2 - 8)                                       |              |            | 5 FULLER T foul drawn (3)                                     |
| 02:09     |  |              |            | 3 NIELD B substitution out                                    |
| 02:09     |  |              |            | 4 WOODBURY T substitution in                                  |
| 02:09     |  |              |            | 1 DARTHARD L substitution out                                 |
| 02:09     |  |              |            | 0 HARMON J substitution in                                    |
| 02:09     |  |              |            | 5 FULLER T 1&1 free throw 1 missed                            |
| 02:08     | 24 UDEZE M defensive rebound (9)                                       |              |            |   |
| 01:50     | 2 DENT D 2pt FG in the paint, floating jump shot made (4)              | <b>31-42</b> | <b>-11</b> |   |
| 01:29     |  | <b>31-44</b> | <b>-13</b> | 5 FULLER T 2pt FG in the paint, layup made (7)                |



Official Basketball Play by Play - First Half

### Utah Valley at New Mexico

03/15/23 The Pit, Albuquerque, NM  
2022-23 Men's Basketball

**Game Time:** 8:00 PM  
**Game Duration:** 1:59  
**Attendance:** 6,803

**Officials:** David Hall, Tommy Johnson, Shawn Lehigh

| Game Time            | UNM  | Score        | Diff       | UVU   |
|----------------------|--|--------------|------------|---|
| 01:29                |  |              |            | 0 HARMON J assist (1)                                   |
| 01:13                | 24 UDEZE M 2pt FG in the paint, dunk, made (14)          | <b>33-44</b> | <b>-11</b> |   |
| 01:13                | 2 DENT D assist (1)                                      |              |            |   |
| 00:48                |  | <b>33-46</b> | <b>-13</b> | 5 FULLER T 2pt FG outside the paint, hook shot made (9) |
| 00:48                |  |              |            | 4 WOODBURY T assist (4)                                 |
| 00:36                | 2 DENT D 2pt FG in the paint, jump shot missed           |              |            |   |
| 00:35                |  |              |            | defensive rebound (25)                                  |
| 00:35                | 5 MASHBURN, JR. J substitution out                       |              |            |   |
| 00:35                | 24 UDEZE M substitution out                              |              |            |   |
| 00:35                | 0 JENKINS K substitution in                              |              |            |   |
| 00:35                | 3 FORSLING S substitution in                             |              |            |   |
| 00:04                |  |              |            | 4 WOODBURY T substitution out                           |
| 00:04                |  |              |            | 1 DARTHARD L substitution in                            |
| 00:04                | 3 FORSLING S substitution out                            |              |            |   |
| 00:04                | 24 UDEZE M substitution in                               |              |            |   |
| 00:04                |  |              |            | turnover shot clock (4)                                 |
| 00:04                | 34 SECK B substitution out                               |              |            |   |
| 00:04                | 5 MASHBURN, JR. J substitution in                        |              |            |   |
| 00:00                | 2 DENT D 2pt FG from turnover in the paint, layup missed |              |            |   |
| 00:00                |  |              |            | defensive rebound (26)                                  |
| <b>END OF PERIOD</b> |  |              |            |   |
| <b>UNM 33-46 UVU</b> |  |              |            |   |



### Utah Valley at New Mexico

03/15/23 The Pit, Albuquerque, NM  
2022-23 Men's Basketball

Game Time: 8:00 PM  
Game Duration: 1:59  
Attendance: 6,803

Officials: David Hall, Tommy Johnson, Shawn Lehigh

#### Utah Valley - 46

| NO.           | Name            | F/C | Min   | FG    | 3P  | FT  | Rebounds |    |     | Fouls |    | TP | AS | TO | ST | Blocks |    | +/- |
|---------------|-----------------|-----|-------|-------|-----|-----|----------|----|-----|-------|----|----|----|----|----|--------|----|-----|
|               |                 |     |       | M-A   | M-A | M-A | OR       | DR | TOT | PF    | FD |    |    |    |    | BS     | BA |     |
| 5             | Tim Fuller      | F   | 15:21 | 4-6   | 0-0 | 1-2 | 4        | 2  | 6   | 2     | 3  | 9  | 0  | 0  | 0  | 0      | 1  | 8   |
| 55            | Aziz Bandaogo   | C   | 12:30 | 1-2   | 0-0 | 0-0 | 1        | 2  | 3   | 2     | 1  | 2  | 2  | 1  | 0  | 0      | 0  | 10  |
| 0             | Justin Harmon   | G   | 17:04 | 8-12  | 1-2 | 3-4 | 1        | 0  | 1   | 1     | 3  | 20 | 1  | 0  | 0  | 0      | 0  | 17  |
| 1             | Le'Tre Darthard | G   | 11:29 | 1-4   | 1-2 | 2-2 | 0        | 2  | 2   | 0     | 1  | 5  | 0  | 1  | 0  | 1      | 1  | 3   |
| 4             | Trey Woodbury   | G   | 11:30 | 2-6   | 1-3 | 0-0 | 0        | 4  | 4   | 2     | 0  | 5  | 4  | 0  | 0  | 0      | 0  | 5   |
| 11            | Tahj Small      |     | 09:12 | 1-2   | 0-0 | 0-0 | 0        | 1  | 1   | 0     | 0  | 2  | 0  | 0  | 1  | 0      | 1  | 2   |
| 35            | Ethan Potter    |     | 12:02 | 0-2   | 0-1 | 0-0 | 0        | 6  | 6   | 2     | 0  | 0  | 0  | 0  | 0  | 0      | 0  | 8   |
| 3             | Blaze Nield     |     | 10:52 | 1-2   | 1-1 | 0-0 | 0        | 1  | 1   | 0     | 0  | 3  | 2  | 1  | 0  | 0      | 0  | 12  |
| Team          |                 |     |       |       |     |     | 0        | 2  | 2   |       |    | 0  |    |    | 1  |        |    |     |
| <b>Totals</b> |                 |     |       | 18-36 | 4-9 | 6-8 | 6        | 20 | 26  | 9     | 8  | 46 | 9  | 4  | 1  | 1      | 3  | 13  |

| Shooting By Period |       |       |
|--------------------|-------|-------|
| 1st FG%            | 18-36 | 50.0% |
| 3PT%               | 4-9   | 44.4% |
| FT%                | 6-8   | 75%   |
| GM FG%             | 18-36 | 50.0% |
| 3PT%               | 4-9   | 44.4% |
| FT%                | 6-8   | 75.0% |

Dead Ball Rebounds: 0, 0

Technical Fouls::NONE

#### New Mexico - 33

| NO.           | Name                | F/C | Min   | FG    | 3P  | FT   | Rebounds |    |     | Fouls |    | TP | AS | TO | ST | Blocks |    | +/- |
|---------------|---------------------|-----|-------|-------|-----|------|----------|----|-----|-------|----|----|----|----|----|--------|----|-----|
|               |                     |     |       | M-A   | M-A | M-A  | OR       | DR | TOT | PF    | FD |    |    |    |    | BS     | BA |     |
| 24            | Morris Udeze        | F   | 17:55 | 6-9   | 0-0 | 2-5  | 2        | 7  | 9   | 2     | 4  | 14 | 0  | 0  | 0  | 0      | 0  | -10 |
| 53            | Josiah Allick       | F   | 14:58 | 1-3   | 0-1 | 0-1  | 0        | 3  | 3   | 2     | 2  | 2  | 0  | 1  | 0  | 1      | 0  | -11 |
| 5             | Jamal Mashburn, Jr. | G   | 16:14 | 0-7   | 0-1 | 2-2  | 1        | 1  | 2   | 2     | 1  | 2  | 1  | 0  | 0  | 1      | 1  | -9  |
| 10            | Jaelen House        | G   | 12:14 | 2-6   | 0-2 | 0-0  | 0        | 1  | 1   | 0     | 0  | 4  | 3  | 0  | 2  | 0      | 0  | -10 |
| 13            | Javonté Johnson     | G   | 16:00 | 1-2   | 0-1 | 2-2  | 0        | 1  | 1   | 0     | 1  | 4  | 0  | 0  | 0  | 1      | 0  | -8  |
| 2             | Donovan Dent        |     | 11:00 | 2-5   | 0-0 | 0-0  | 1        | 0  | 1   | 0     | 0  | 4  | 1  | 1  | 0  | 0      | 0  | -7  |
| 0             | KJ Jenkins          |     | 07:02 | 1-2   | 0-1 | 1-2  | 0        | 0  | 0   | 1     | 1  | 3  | 0  | 0  | 0  | 0      | 0  | -9  |
| 3             | Sebastian Forsling  |     | 01:45 | 0-0   | 0-0 | 0-0  | 0        | 0  | 0   | 1     | 0  | 0  | 0  | 0  | 0  | 0      | 0  | -3  |
| 34            | Birima Seck         |     | 02:52 | 0-0   | 0-0 | 0-0  | 0        | 0  | 0   | 0     | 0  | 0  | 0  | 0  | 0  | 0      | 0  | 2   |
| Team          |                     |     |       |       |     |      | 1        | 0  | 1   |       |    | 0  |    |    | 0  |        |    |     |
| <b>Totals</b> |                     |     |       | 13-34 | 0-6 | 7-12 | 5        | 13 | 18  | 8     | 9  | 33 | 5  | 2  | 2  | 3      | 1  | -13 |

| Shooting By Period |       |       |
|--------------------|-------|-------|
| 1st FG%            | 13-34 | 38.2% |
| 3PT%               | 0-6   | 0.0%  |
| FT%                | 7-12  | 58.3% |
| GM FG%             | 13-34 | 38.2% |
| 3PT%               | 0-6   | 0.0%  |
| FT%                | 7-12  | 58.3% |

Dead Ball Rebounds: 1, 1

Technical Fouls::NONE

|                  | UVU                       | UNM                       |
|------------------|---------------------------|---------------------------|
| Biggest lead     | 15 (1 <sup>st</sup> 3:37) | 3 (1 <sup>st</sup> 13:03) |
| Best Scoring Run | 5 (1 <sup>st</sup> 11:58) | 8 (1 <sup>st</sup> 13:03) |
| Lead Changes     | 2                         |                           |
| Times Tied       | 3                         |                           |
| Time with Lead   | 16:54                     | 01:35                     |

|               | UVU | UNM |
|---------------|-----|-----|
| Points from   |     |     |
| Turnovers     | 2   | 2   |
| Paint         | 24  | 26  |
| Second Chance | 7   | 7   |
| Fast Breaks   | 9   | 3   |
| Bench         | 5   | 7   |

|     | Period by Period Scoring |     |     |
|-----|--------------------------|-----|-----|
|     | 1st                      | 2nd | TOT |
| UVU | 46                       | 37  | 83  |
| UNM | 33                       | 36  | 69  |





**Utah Valley at New Mexico**

03/15/23 The Pit, Albuquerque, NM  
2022-23 Men's Basketball

**Game Time:** 8:00 PM  
**Game Duration:** 1:59  
**Attendance:** 6,803

**Officials:** David Hall, Tommy Johnson, Shawn Lehigh

**Period 2**

**Quarter Starters:**

|            |                   |              |              |            |               |
|------------|-------------------|--------------|--------------|------------|---------------|
| <b>UNM</b> | 5 Mashburn, Jr. J | 10 House J   | 13 Johnson J | 24 Udeze M | 53 Allick J   |
| <b>UVU</b> | 0 Harmon J        | 1 Darthard L | 4 Woodbury T | 5 Fuller T | 55 Bandaogo A |

| Game Time | UNM  | Score        | Diff       | UVU   |
|-----------|--|--------------|------------|---|
| 20:00     | 0 JENKINS K substitution out   |              |            |   |
| 20:00     | 2 DENT D substitution out  |              |            |   |
| 20:00     | 10 HOUSE J substitution in   |              |            |   |
| 20:00     | 53 ALLICK J substitution in  |              |            |   |
| 20:00     |  |              |            | 11 SMALL T substitution out   |
| 20:00     |  |              |            | 35 POTTER E substitution out  |
| 20:00     |  |              |            | 4 WOODBURY T substitution in  |
| 20:00     |  |              |            | 55 BANDAOGO A substitution in   |
| 19:46     |  | <b>33-48</b> | <b>-15</b> | 55 BANDAOGO A 2pt FG in the paint, dunk, made (4)                     |
| 19:46     |  |              |            | 0 HARMON J assist (2)   |
| 19:14     | 24 UDEZE M 2pt FG in the paint, layup missed                         |              |            |   |
| 19:13     | 53 ALLICK J offensive rebound (4)                                    |              |            |   |
| 19:12     | turnover shot clock (3)  |              |            |   |
| 18:56     |  |              |            | 1 DARTHARD L 2pt FG from turnover in the paint, layup missed          |
| 18:53     | 24 UDEZE M defensive rebound (10)                                    |              |            |   |
| 18:48     | 5 MASHBURN, JR. J 2pt FG in the paint, layup blocked                 |              |            |   |
| 18:48     |  |              |            | 5 FULLER T block (1)  |
| 18:43     |  |              |            | 55 BANDAOGO A defensive rebound (4)                                   |
| 18:41     |  |              |            | 1 DARTHARD L 3pt FG , jump shot missed                                |
| 18:39     |  |              |            | 55 BANDAOGO A offensive rebound (5)                                   |
| 18:38     |  |              |            | 55 BANDAOGO A 2pt FG second chance in the paint, layup missed         |
| 18:36     |  |              |            | 55 BANDAOGO A offensive rebound (6)                                   |
| 18:33     |  |              |            | 1 DARTHARD L 2pt FG second chance outside the paint, jump shot missed |
| 18:31     | 24 UDEZE M defensive rebound (11)                                    |              |            |   |
| 18:25     | 10 HOUSE J 2pt FG fast break in the paint, layup made (6)            | <b>35-48</b> | <b>-13</b> |   |
| 18:25     | 24 UDEZE M assist (1)  |              |            |   |
| 18:00     |  |              |            | 0 HARMON J 2pt FG in the paint, layup missed                          |
| 17:57     | 24 UDEZE M defensive rebound (12)                                    |              |            |   |
| 17:53     | 5 MASHBURN, JR. J 3pt FG , jump shot missed                          |              |            |   |
| 17:51     |  |              |            | 1 DARTHARD L defensive rebound (3)                                    |
| 17:47     | 10 HOUSE J foul personal (1 - 1)                                     |              |            | 1 DARTHARD L foul drawn (2)   |
| 17:40     |  | <b>35-51</b> | <b>-16</b> | 4 WOODBURY T 3pt FG , jump shot made (8)                              |
| 17:40     |  |              |            | 0 HARMON J assist (3)   |
| 17:20     | 24 UDEZE M foul drawn (5)  |              |            | 55 BANDAOGO A foul personal (3 - 1)                                   |
| 17:20     |  |              |            | 55 BANDAOGO A substitution out  |
| 17:20     |  |              |            | 35 POTTER E substitution in   |
| 17:13     | 5 MASHBURN, JR. J 2pt FG outside the paint, pull up jump shot missed |              |            |   |
| 17:11     |  |              |            | 4 WOODBURY T defensive rebound (5)                                    |
| 17:05     |  |              |            | 1 DARTHARD L 2pt FG in the paint, layup blocked                       |
| 17:05     | 53 ALLICK J block (2)  |              |            |   |
| 17:00     |  |              |            | 5 FULLER T offensive rebound (7)                                      |



**Utah Valley at New Mexico**

03/15/23 The Pit, Albuquerque, NM  
2022-23 Men's Basketball

**Game Time:** 8:00 PM  
**Game Duration:** 1:59  
**Attendance:** 6,803

**Officials:** David Hall, Tommy Johnson, Shawn Lehigh

| Game Time | UNM   | Score        | Diff       | UVU  |
|-----------|---|--------------|------------|--|
| 17:00     |   | <b>35-53</b> | <b>-18</b> | 5 FULLER T 2pt FG second chance in the paint, layup made (11)            |
| 16:52     | 10 HOUSE J 2pt FG outside the paint, jump shot missed         |              |            |  |
| 16:49     |   |              |            | 0 HARMON J defensive rebound (2)   |
| 16:44     |   | <b>35-55</b> | <b>-20</b> | 0 HARMON J 2pt FG fast break in the paint, jump shot made (22)           |
| 16:29     | 53 ALLICK J 2pt FG in the paint, layup made (4)               | <b>37-55</b> | <b>-18</b> |  |
| 16:29     | 5 MASHBURN, JR. J assist (2)                                  |              |            |  |
| 16:11     | Timeout media   |              |            |  |
| 16:00     |   | <b>37-57</b> | <b>-20</b> | 35 POTTER E 2pt FG outside the paint, hook shot made (2)                 |
| 16:00     |   |              |            | 4 WOODBURY T assist (5)  |
| 15:50     | 5 MASHBURN, JR. J turnover lost ball (1)                      |              |            | 1 DARTHARD L steal (1)   |
| 15:44     |   | <b>37-59</b> | <b>-22</b> | 0 HARMON J 2pt FG fast break from turnover in the paint, layup made (24) |
| 15:44     |   |              |            | 1 DARTHARD L assist (1)  |
| 15:31     | 53 ALLICK J turnover lost ball (2)                            |              |            |  |
| 15:01     |   |              |            | 0 HARMON J 3pt FG from turnover, jump shot missed                        |
| 15:01     |   |              |            | offensive rebound (34)   |
| 15:00     |   |              |            | 1 DARTHARD L 3pt FG from turnover second chance, jump shot missed        |
| 14:56     | 24 UDEZE M defensive rebound (13)                             |              |            |  |
| 14:49     | 10 HOUSE J 2pt FG outside the paint, pull up jump shot missed |              |            |  |
| 14:47     |   |              |            | 4 WOODBURY T defensive rebound (6)                                       |
| 14:44     | 13 JOHNSON J steal (1)  |              |            | 4 WOODBURY T turnover lost ball (1)                                      |
| 14:32     | 53 ALLICK J 2pt FG from turnover in the paint, layup made (6) | <b>39-59</b> | <b>-20</b> |  |
| 14:32     | 5 MASHBURN, JR. J assist (3)                                  |              |            |  |
| 14:12     |   |              |            | 4 WOODBURY T 2pt FG outside the paint, pull up jump shot missed          |
| 14:10     | 24 UDEZE M defensive rebound (14)                             |              |            |  |
| 14:06     | 24 UDEZE M foul drawn (6)                                     |              |            | 35 POTTER E foul shooting (3 - 2)  |
| 14:06     | 24 UDEZE M free throw fast break 1 - 2 missed                 |              |            |  |
| 14:06     | offensive dead ball rebound (3)                               |              |            |  |
| 14:06     | 13 JOHNSON J substitution out                                 |              |            |  |
| 14:06     | 53 ALLICK J substitution out                                  |              |            |  |
| 14:06     | 0 JENKINS K substitution in                                   |              |            |  |
| 14:06     | 34 SECK B substitution in                                     |              |            |  |
| 14:06     |   |              |            | 1 DARTHARD L substitution out  |
| 14:06     |   |              |            | 5 FULLER T substitution out  |
| 14:06     |   |              |            | 11 SMALL T substitution in   |
| 14:06     |   |              |            | 55 BANDAOGO A substitution in  |
| 14:06     | 10 HOUSE J substitution out                                   |              |            |  |
| 14:06     | 2 DENT D substitution in                                      |              |            |  |
| 14:05     | 24 UDEZE M free throw fast break 2 - 2 missed                 |              |            |  |
| 14:02     |   |              |            | 35 POTTER E defensive rebound (7)  |
| 13:42     |   |              |            | 4 WOODBURY T 3pt FG , jump shot missed                                   |
| 13:39     | 24 UDEZE M defensive rebound (15)                             |              |            |  |
| 13:35     | 0 JENKINS K 3pt FG , pull up jump shot missed                 |              |            |  |
| 13:32     |   |              |            | 4 WOODBURY T defensive rebound (7)                                       |
| 13:30     | Timeout media   |              |            |  |
| 13:30     |   |              |            | 0 HARMON J substitution out  |
| 13:30     |   |              |            | 3 NIELD B substitution in  |



**Utah Valley at New Mexico**

03/15/23 The Pit, Albuquerque, NM  
2022-23 Men's Basketball

**Game Time:** 8:00 PM  
**Game Duration:** 1:59  
**Attendance:** 6,803

**Officials:** David Hall, Tommy Johnson, Shawn Lehigh

| Game Time | UNM   | Score        | Diff       | UVU   |
|-----------|---|--------------|------------|---|
| 13:19     |   |              |            | 35 POTTER E 2pt FG in the paint, hook shot missed           |
| 13:16     | 24 UDEZE M defensive rebound (16)                               |              |            |   |
| 13:12     | 2 DENT D 2pt FG fast break in the paint, driving layup made (6) | <b>41-59</b> | <b>-18</b> |   |
| 12:54     |   |              |            | 4 WOODBURY T 2pt FG in the paint, pull up jump shot missed  |
| 12:53     | defensive rebound (27)  |              |            |   |
| 12:42     | 0 JENKINS K turnover lost ball (1)                              |              |            | 3 NIELD B steal (1)   |
| 12:38     |   |              |            | 3 NIELD B 2pt FG from turnover in the paint, layup missed   |
| 12:35     | 34 SECK B defensive rebound (1)                                 |              |            |   |
| 12:27     | 5 MASHBURN, JR. J 3pt FG , jump shot made (5)                   | <b>44-59</b> | <b>-15</b> |   |
| 12:27     | 0 JENKINS K assist (1)  |              |            |   |
| 12:11     |   | <b>44-62</b> | <b>-18</b> | 11 SMALL T 3pt FG , jump shot made (5)                      |
| 12:11     |   |              |            | 3 NIELD B assist (3)  |
| 11:45     | 34 SECK B 2pt FG outside the paint, jump shot made (2)          | <b>46-62</b> | <b>-16</b> |   |
| 11:19     |   | <b>46-64</b> | <b>-18</b> | 11 SMALL T 2pt FG in the paint, floating jump shot made (7) |
| 11:03     | 5 MASHBURN, JR. J 2pt FG outside the paint, jump shot missed    |              |            |   |
| 10:59     |   |              |            | 55 BANDAOGO A defensive rebound (7)                         |
| 10:41     |   | <b>46-66</b> | <b>-20</b> | 4 WOODBURY T 2pt FG in the paint, dunk, made (10)           |
| 10:27     | 24 UDEZE M 2pt FG in the paint, layup made (16)                 | <b>48-66</b> | <b>-18</b> |   |
| 10:26     | 24 UDEZE M foul drawn (7)                                       |              |            | 35 POTTER E foul shooting (4 - 3)                           |
| 10:26     | Timeout media   |              |            |   |
| 10:26     | 5 MASHBURN, JR. J substitution out                              |              |            |   |
| 10:26     | 13 JOHNSON J substitution in                                    |              |            |   |
| 10:26     |   |              |            | 4 WOODBURY T substitution out                               |
| 10:26     |   |              |            | 35 POTTER E substitution out                                |
| 10:26     |   |              |            | 0 HARMON J substitution in                                  |
| 10:26     |   |              |            | 5 FULLER T substitution in                                  |
| 10:25     | 24 UDEZE M free throw 1 - 1 missed                              |              |            |   |
| 10:24     |   |              |            | 55 BANDAOGO A defensive rebound (8)                         |
| 10:05     |   |              |            | 0 HARMON J 2pt FG in the paint, layup blocked               |
| 10:05     | 24 UDEZE M block (1)  |              |            |   |
| 10:00     | 34 SECK B defensive rebound (2)                                 |              |            |   |
| 09:55     | 2 DENT D 2pt FG in the paint, layup made (8)                    | <b>50-66</b> | <b>-16</b> |   |
| 09:55     | 2 DENT D foul drawn (1)   |              |            | 3 NIELD B foul shooting (1 - 4)                             |
| 09:55     | 24 UDEZE M substitution out                                     |              |            |   |
| 09:55     | 53 ALLICK J substitution in                                     |              |            |   |
| 09:55     | 2 DENT D free throw 1 - 1 made (9)                              | <b>51-66</b> | <b>-15</b> |   |
| 09:45     | 2 DENT D substitution out                                       |              |            |   |
| 09:45     | 10 HOUSE J substitution in                                      |              |            |   |
| 09:32     | jump ball situation   |              |            |   |
| 09:32     | 13 JOHNSON J steal (2)  |              |            | 0 HARMON J turnover lost ball (1)                           |
| 09:21     | 10 HOUSE J 2pt FG from turnover in the paint, layup made (8)    | <b>53-66</b> | <b>-13</b> |   |
| 09:21     | 0 JENKINS K assist (2)  |              |            |   |
| 09:13     |   | <b>53-68</b> | <b>-15</b> | 5 FULLER T 2pt FG in the paint, dunk, made (13)             |
| 09:13     |   |              |            | 3 NIELD B assist (4)  |
| 09:13     | 10 HOUSE J foul shooting (2 - 2)                                |              |            | 5 FULLER T foul drawn (4)                                   |
| 09:13     |   |              |            | 3 NIELD B substitution out                                  |
| 09:13     |   |              |            | 4 WOODBURY T substitution in                                |
| 09:13     |   | <b>53-69</b> | <b>-16</b> | 5 FULLER T free throw 1 - 1 made (14)                       |
| 09:13     | 0 JENKINS K substitution out                                    |              |            |   |



**Utah Valley at New Mexico**

03/15/23 The Pit, Albuquerque, NM  
2022-23 Men's Basketball

**Game Time:** 8:00 PM  
**Game Duration:** 1:59  
**Attendance:** 6,803

**Officials:** David Hall, Tommy Johnson, Shawn Lehigh

| Game Time | UNM  | Score        | Diff       | UVU  |
|-----------|--|--------------|------------|--|
| 09:13     | 34 SECK B substitution out   |              |            |  |
| 09:13     | 5 MASHBURN, JR. J substitution in  |              |            |  |
| 09:13     | 24 UDEZE M substitution in   |              |            |  |
| 09:03     | 24 UDEZE M 2pt FG in the paint, layup blocked                                      |              |            |  |
| 09:03     |  |              |            | 5 FULLER T block (2)   |
| 08:58     |  |              |            | 0 HARMON J defensive rebound (3)                             |
| 08:54     |  | <b>53-71</b> | <b>-18</b> | 55 BANDAOGO A 2pt FG in the paint, dunk, made (6)            |
| 08:54     |  |              |            | 5 FULLER T assist (1)  |
| 08:32     | 5 MASHBURN, JR. J 2pt FG outside the paint, jump shot missed                       |              |            |  |
| 08:29     |  |              |            | 5 FULLER T defensive rebound (8)                             |
| 08:19     |  |              |            | 55 BANDAOGO A 2pt FG in the paint, layup missed              |
| 08:15     | 53 ALLICK J defensive rebound (5)  |              |            |  |
| 08:12     | 10 HOUSE J 3pt FG , jump shot missed   |              |            |  |
| 08:10     | 53 ALLICK J offensive rebound (6)  |              |            |  |
| 08:06     | 5 MASHBURN, JR. J 2pt FG second chance outside the paint, jump shot missed         |              |            |  |
| 08:03     |  |              |            | 5 FULLER T defensive rebound (9)                             |
| 07:48     | 24 UDEZE M foul shooting (3 - 3)   |              |            | 0 HARMON J foul drawn (4)                                    |
| 07:48     | Timeout media  |              |            |  |
| 07:48     |  | <b>53-72</b> | <b>-19</b> | 0 HARMON J free throw 1 - 2 made (25)                        |
| 07:47     |  |              |            | 0 HARMON J free throw 2 - 2 missed                           |
| 07:46     | 24 UDEZE M defensive rebound (17)  |              |            |  |
| 07:30     | 10 HOUSE J 3pt FG , jump shot made (11)  | <b>56-72</b> | <b>-16</b> |  |
| 07:30     | 24 UDEZE M assist (2)  |              |            |  |
| 07:06     |  | <b>56-74</b> | <b>-18</b> | 0 HARMON J 2pt FG in the paint, layup made (27)              |
| 06:56     | 53 ALLICK J foul drawn (3)   |              |            | 5 FULLER T foul shooting (3 - 5)                             |
| 06:56     | 53 ALLICK J free throw 1 - 2 missed  |              |            |  |
| 06:56     | offensive dead ball rebound (4)  |              |            |  |
| 06:56     |  |              |            | 11 SMALL T substitution out                                  |
| 06:56     |  |              |            | 1 DARTHARD L substitution in                                 |
| 06:56     | 53 ALLICK J free throw 2 - 2 made (7)  | <b>57-74</b> | <b>-17</b> |  |
| 06:54     | 10 HOUSE J steal (3)   |              |            | 1 DARTHARD L turnover bad pass (2)                           |
| 06:48     | 53 ALLICK J 2pt FG fast break from turnover in the paint, layup made (9)           | <b>59-74</b> | <b>-15</b> |  |
| 06:48     | 10 HOUSE J assist (4)  |              |            |  |
| 06:26     |  |              |            | 5 FULLER T 2pt FG in the paint, hook shot missed             |
| 06:24     |  |              |            | 55 BANDAOGO A offensive rebound (9)                          |
| 06:04     |  |              |            | turnover shot clock (8)                                      |
| 05:50     | 13 JOHNSON J 2pt FG from turnover outside the paint, turnaround jump shot made (6) | <b>61-74</b> | <b>-13</b> |  |
| 05:50     | Timeout 30 Sec   |              |            |  |
| 05:27     |  | <b>61-76</b> | <b>-15</b> | 0 HARMON J 2pt FG in the paint, floating jump shot made (29) |
| 05:10     | 24 UDEZE M 2pt FG in the paint, layup missed                                       |              |            |  |
| 05:07     |  |              |            | 5 FULLER T defensive rebound (10)                            |
| 04:54     |  |              |            | 1 DARTHARD L 2pt FG in the paint, floating jump shot missed  |
| 04:51     | 53 ALLICK J defensive rebound (7)  |              |            |  |
| 04:46     | 10 HOUSE J 2pt FG in the paint, layup missed                                       |              |            |  |
| 04:42     |  |              |            | 55 BANDAOGO A defensive rebound (10)                         |
| 04:27     |  | <b>61-78</b> | <b>-17</b> | 55 BANDAOGO A 2pt FG in the paint, dunk, made (8)            |
| 04:27     |  |              |            | 4 WOODBURY T assist (6)                                      |



**Utah Valley at New Mexico**

03/15/23 The Pit, Albuquerque, NM  
2022-23 Men's Basketball

**Game Time:** 8:00 PM  
**Game Duration:** 1:59  
**Attendance:** 6,803

**Officials:** David Hall, Tommy Johnson, Shawn Lehigh

| Game Time | UNM  | Score        | Diff       | UVU   |
|-----------|--|--------------|------------|---|
| 04:27     |  |              |            | 55 BANDAOGO A foul class B technical (3 - 5)                              |
| 04:27     | 5 MASHBURN, JR. J free throw 1 - 1 made (6)                              | <b>62-78</b> | <b>-16</b> |   |
| 04:16     | 53 ALLICK J 2pt FG in the paint, layup blocked                           |              |            |   |
| 04:16     |  |              |            | 55 BANDAOGO A block (1)   |
| 04:11     |  |              |            | 1 DARTHARD L defensive rebound (4)  |
| 04:05     | 13 JOHNSON J steal (3)   |              |            | 1 DARTHARD L turnover lost ball (3)                                       |
| 04:04     | 13 JOHNSON J foul drawn (2)  |              |            | 4 WOODBURY T foul personal (3 - 6)  |
| 03:53     | 10 HOUSE J 3pt FG from turnover, jump shot made (14)                     | <b>65-78</b> | <b>-13</b> |   |
| 03:53     | 13 JOHNSON J assist (1)  |              |            |   |
| 03:52     | Timeout 60 Sec   |              |            |   |
| 03:52     | Timeout media  |              |            |   |
| 03:26     |  |              |            | 1 DARTHARD L 3pt FG , jump shot missed                                    |
| 03:23     | defensive rebound (34)   |              |            |   |
| 03:13     | 5 MASHBURN, JR. J turnover lost ball (2)                                 |              |            | 1 DARTHARD L steal (2)  |
| 03:08     |  | <b>65-80</b> | <b>-15</b> | 1 DARTHARD L 2pt FG fast break from turnover in the paint, layup made (7) |
| 03:08     |  |              |            | 5 FULLER T assist (2)   |
| 02:59     | 10 HOUSE J turnover lost ball (1)  |              |            | 1 DARTHARD L steal (3)  |
| 02:38     |  | <b>65-83</b> | <b>-18</b> | 0 HARMON J 3pt FG from turnover, jump shot made (32)                      |
| 02:38     |  |              |            | 4 WOODBURY T assist (7)   |
| 02:20     | 13 JOHNSON J 2pt FG in the paint, layup missed                           |              |            |   |
| 02:16     | 24 UDEZE M offensive rebound (18)  |              |            |   |
| 02:16     | 24 UDEZE M 2pt FG second chance in the paint, layup made (18)            | <b>67-83</b> | <b>-16</b> |   |
| 02:01     | 10 HOUSE J steal (4)   |              |            | 55 BANDAOGO A turnover lost ball (2)                                      |
| 01:55     | 24 UDEZE M turnover bad pass (1)   |              |            |   |
| 01:55     | 5 MASHBURN, JR. J substitution out                                       |              |            |   |
| 01:55     | 0 JENKINS K substitution in  |              |            |   |
| 01:49     | 53 ALLICK J steal (1)  |              |            | 1 DARTHARD L turnover lost ball (4)                                       |
| 01:43     | 10 HOUSE J 3pt FG from turnover, jump shot missed                        |              |            |   |
| 01:41     | 53 ALLICK J offensive rebound (8)  |              |            |   |
| 01:38     | 10 HOUSE J 2pt FG from turnover second chance in the paint, layup missed |              |            |   |
| 01:35     |  |              |            | 4 WOODBURY T defensive rebound (8)  |
| 01:14     |  |              |            | 4 WOODBURY T 3pt FG , jump shot missed                                    |
| 01:10     | 24 UDEZE M defensive rebound (19)  |              |            |   |
| 01:05     | 0 JENKINS K 2pt FG outside the paint, jump shot made (5)                 | <b>69-83</b> | <b>-14</b> |   |
| 01:05     | 10 HOUSE J assist (5)  |              |            |   |
| 01:04     | Timeout 60 Sec   |              |            |   |
| 01:04     | 24 UDEZE M substitution out  |              |            |   |
| 01:04     | 3 FORSLING S substitution in   |              |            |   |
| 01:04     |  |              |            | 5 FULLER T substitution out   |
| 01:04     |  |              |            | 11 SMALL T substitution in  |
| 01:03     | 0 JENKINS K foul personal (2 - 4)  |              |            | 0 HARMON J foul drawn (5)   |
| 00:54     |  |              |            | 4 WOODBURY T 2pt FG in the paint, layup missed                            |
| 00:52     | 13 JOHNSON J defensive rebound (2)                                       |              |            |   |
| 00:45     | 0 JENKINS K 2pt FG outside the paint, jump shot missed                   |              |            |   |
| 00:43     |  |              |            | defensive rebound (48)  |
| 00:13     |  |              |            | turnover shot clock (12)  |
| 00:07     | 0 JENKINS K 3pt FG from turnover, jump shot missed                       |              |            |   |



Official Basketball Play by Play - Second Half

### Utah Valley at New Mexico

03/15/23 The Pit, Albuquerque, NM  
2022-23 Men's Basketball

**Game Time:** 8:00 PM

**Game Duration:** 1:59

**Attendance:** 6,803

**Officials:** David Hall, Tommy Johnson, Shawn Lehigh

| Game Time            | UNM | Score | Diff | UVU                                  |
|----------------------|-----|-------|------|--------------------------------------|
| 00:04                |     |       |      | 55 BANDAOGO A defensive rebound (11) |
| <b>END OF GAME</b>   |     |       |      |                                      |
| <b>UNM 69-83 UVU</b> |     |       |      |                                      |



Utah Valley at New Mexico

03/15/23 The Pit, Albuquerque, NM  
2022-23 Men's Basketball

Game Time: 8:00 PM  
Game Duration: 1:59  
Attendance: 6,803

Officials: David Hall, Tommy Johnson, Shawn Lehigh

Utah Valley - 37

| NO.           | Name            | F/C | Min   | FG    |     |     | Rebounds |    |     | Fouls |    | TP | AS | TO | ST | Blocks |    | +/- |
|---------------|-----------------|-----|-------|-------|-----|-----|----------|----|-----|-------|----|----|----|----|----|--------|----|-----|
|               |                 |     |       | M-A   | M-A | M-A | OR       | DR | TOT | PF    | FD |    |    |    |    | BS     | BA |     |
| 5             | Tim Fuller      | F   | 15:16 | 2-3   | 0-0 | 1-1 | 1        | 3  | 4   | 1     | 1  | 5  | 2  | 0  | 0  | 2      | 0  | 3   |
| 55            | Aziz Bandaogo   | C   | 16:46 | 3-5   | 0-0 | 0-0 | 3        | 5  | 8   | 1     | 0  | 6  | 0  | 1  | 0  | 1      | 0  | -3  |
| 0             | Justin Harmon   | G   | 16:56 | 5-8   | 1-2 | 1-2 | 0        | 2  | 2   | 0     | 2  | 12 | 2  | 1  | 0  | 0      | 1  | 3   |
| 1             | Le'Tre Darthard | G   | 12:50 | 1-8   | 0-3 | 0-0 | 0        | 2  | 2   | 0     | 1  | 2  | 1  | 3  | 3  | 0      | 1  | 3   |
| 4             | Trey Woodbury   | G   | 18:47 | 2-7   | 1-3 | 0-0 | 0        | 4  | 4   | 1     | 0  | 5  | 3  | 1  | 0  | 0      | 0  | 4   |
| 35            | Ethan Potter    |     | 06:54 | 1-2   | 0-0 | 0-0 | 0        | 1  | 1   | 2     | 0  | 2  | 0  | 0  | 0  | 0      | 0  | 2   |
| 11            | Tahj Small      |     | 08:14 | 2-2   | 1-1 | 0-0 | 0        | 0  | 0   | 0     | 0  | 5  | 0  | 0  | 0  | 0      | 0  | -2  |
| 3             | Blaze Nield     |     | 04:17 | 0-1   | 0-0 | 0-0 | 0        | 0  | 0   | 1     | 0  | 0  | 2  | 0  | 1  | 0      | 0  | -5  |
| Team          |                 |     |       |       |     |     | 1        | 1  | 2   |       |    | 0  |    |    | 2  |        |    |     |
| <b>Totals</b> |                 |     |       | 16-36 | 3-9 | 2-3 | 5        | 18 | 23  | 6     | 4  | 37 | 10 | 8  | 4  | 3      | 2  | 1   |

| Shooting By Period  |       |       |
|---------------------|-------|-------|
| 2 <sup>nd</sup> FG% | 16-36 | 44.4% |
| 3PT%                | 3-9   | 33.3% |
| FT%                 | 2-3   | 66.7% |
| GM FG%              | 16-36 | 44.4% |
| 3PT%                | 3-9   | 33.3% |
| FT%                 | 2-3   | 66.7% |

Dead Ball Rebounds: 0, 0

Technical Fouls: Bandaogo 2<sup>nd</sup> 4:27

New Mexico - 36

| NO.           | Name                | F/C | Min   | FG    |     |     | Rebounds |    |     | Fouls |    | TP | AS | TO | ST | Blocks |    | +/- |
|---------------|---------------------|-----|-------|-------|-----|-----|----------|----|-----|-------|----|----|----|----|----|--------|----|-----|
|               |                     |     |       | M-A   | M-A | M-A | OR       | DR | TOT | PF    | FD |    |    |    |    | BS     | BA |     |
| 24            | Morris Udeze        | F   | 18:14 | 2-5   | 0-0 | 0-3 | 1        | 9  | 10  | 1     | 3  | 4  | 2  | 1  | 0  | 1      | 1  | -1  |
| 53            | Josiah Allick       | F   | 15:49 | 3-4   | 0-0 | 1-2 | 3        | 2  | 5   | 0     | 1  | 7  | 0  | 1  | 1  | 1      | 1  | -5  |
| 5             | Jamal Mashburn, Jr. | G   | 16:52 | 1-7   | 1-2 | 1-1 | 0        | 0  | 0   | 0     | 0  | 4  | 2  | 2  | 0  | 0      | 1  | -5  |
| 10            | Jaelen House        | G   | 15:39 | 4-10  | 2-4 | 0-0 | 0        | 0  | 0   | 2     | 0  | 10 | 2  | 1  | 2  | 0      | 0  | -6  |
| 13            | Javonté Johnson     | G   | 16:20 | 1-2   | 0-0 | 0-0 | 0        | 1  | 1   | 0     | 1  | 2  | 1  | 0  | 3  | 0      | 0  | -3  |
| 0             | KJ Jenkins          |     | 06:48 | 1-4   | 0-2 | 0-0 | 0        | 0  | 0   | 1     | 0  | 2  | 2  | 1  | 0  | 0      | 0  | 6   |
| 2             | Donovan Dent        |     | 04:21 | 2-2   | 0-0 | 1-1 | 0        | 0  | 0   | 0     | 1  | 5  | 0  | 0  | 0  | 0      | 0  | 5   |
| 34            | Birima Seck         |     | 04:53 | 1-1   | 0-0 | 0-0 | 0        | 2  | 2   | 0     | 0  | 2  | 0  | 0  | 0  | 0      | 0  | 4   |
| 3             | Sebastian Forsling  |     | 01:04 | 0-0   | 0-0 | 0-0 | 0        | 0  | 0   | 0     | 0  | 0  | 0  | 0  | 0  | 0      | 0  | 0   |
| Team          |                     |     |       |       |     |     | 0        | 2  | 2   |       |    | 0  |    |    | 1  |        |    |     |
| <b>Totals</b> |                     |     |       | 15-35 | 3-8 | 3-7 | 4        | 16 | 20  | 4     | 6  | 36 | 9  | 7  | 6  | 2      | 3  | -1  |

| Shooting By Period  |       |       |
|---------------------|-------|-------|
| 2 <sup>nd</sup> FG% | 15-35 | 42.9% |
| 3PT%                | 3-8   | 37.5% |
| FT%                 | 3-7   | 42.9% |
| GM FG%              | 15-35 | 42.9% |
| 3PT%                | 3-8   | 37.5% |
| FT%                 | 3-7   | 42.9% |

Dead Ball Rebounds: 2, 0

Technical Fouls: NONE

|                  | UVU                        | UNM                       |
|------------------|----------------------------|---------------------------|
| Biggest lead     | 22 (2 <sup>nd</sup> 15:44) | 0 (1 <sup>st</sup> 20:00) |
| Best Scoring Run | 7 (2 <sup>nd</sup> 16:44)  | 7 (2 <sup>nd</sup> 12:27) |
| Lead Changes     | 0                          |                           |
| Times Tied       | 0                          |                           |
| Time with Lead   | 19:46                      | 00:00                     |

| Points from   | UVU | UNM |
|---------------|-----|-----|
| Turnovers     | 7   | 11  |
| Paint         | 24  | 18  |
| Second Chance | 2   | 2   |
| Fast Breaks   | 6   | 6   |
| Bench         | 7   | 9   |

|     | Period by Period Scoring |     |     |
|-----|--------------------------|-----|-----|
|     | 1st                      | 2nd | TOT |
| UVU | 46                       | 37  | 83  |
| UNM | 33                       | 36  | 69  |



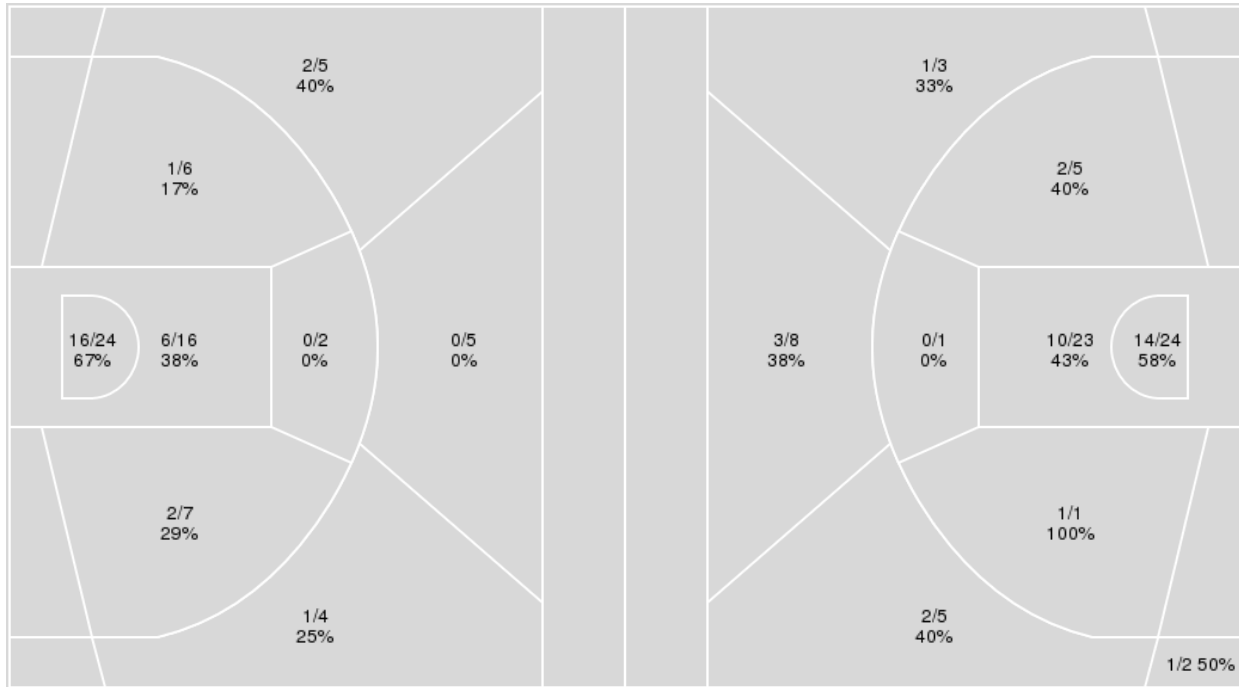
**Officials:** David Hall, Tommy Johnson, Shawn Lehigh

{ Players => 0, 1, 2, 3, 4, 5, 10, 11, 13, 20, 21, 24, 32, 34, 53; } FG  
 Types => All; Results => All;

{ Players => 0, 1, 2, 3, 4, 5, 10, 11, 12, 13, 15, 20, 21, 22, 34, 35, 55; }  
 FG Types => All; Results => All;

**New Mexico**

**Utah Valley**



| New Mexico  | M/A   | %  |
|-------------|-------|----|
| Field Goals | 28/69 | 41 |
| 2 Points    | 25/55 | 45 |
| 3 Points    | 3/14  | 21 |
| Free Throws | 10/19 | 53 |

| Utah Valley | M/A   | %  |
|-------------|-------|----|
| Field Goals | 34/72 | 47 |
| 2 Points    | 27/54 | 50 |
| 3 Points    | 7/18  | 39 |
| Free Throws | 8/11  | 73 |





**Utah Valley at New Mexico**

03/15/23 The Pit, Albuquerque, NM  
2022-23 Men's Basketball

**Game Time:** 8:00 PM  
**Game Duration:** 1:59  
**Attendance:** 6,803

**Officials:** David Hall, Tommy Johnson, Shawn Lehigh

**Utah Valley**

| No | Name            | Mins  |       | Score   |         | Points Diff |     | Points per Min |      | Assists |     | Rebounds |     | Steals |     | Turnovers |     |
|----|-----------------|-------|-------|---------|---------|-------------|-----|----------------|------|---------|-----|----------|-----|--------|-----|-----------|-----|
|    |                 | On    | Off   | On      | Off     | On          | Off | On             | Off  | On      | Off | On       | Off | On     | Off | On        | Off |
| 0  | Justin Harmon   | 34:00 | 06:00 | 74 - 54 | 9 - 15  | 20          | -6  | 2.18           | 1.50 | 18      | 1   | 43       | 6   | 4      | 1   | 10        | 2   |
| 1  | Le'Tre Darthard | 24:19 | 15:41 | 44 - 38 | 39 - 31 | 6           | 8   | 1.81           | 2.49 | 10      | 9   | 33       | 16  | 3      | 2   | 11        | 1   |
| 3  | Blaze Nield     | 15:09 | 24:51 | 38 - 31 | 45 - 38 | 7           | 7   | 2.51           | 1.81 | 7       | 12  | 17       | 32  | 2      | 3   | 2         | 10  |
| 4  | Trey Woodbury   | 30:17 | 09:43 | 62 - 53 | 21 - 16 | 9           | 5   | 2.05           | 2.16 | 15      | 4   | 35       | 14  | 4      | 1   | 9         | 3   |
| 5  | Tim Fuller      | 30:37 | 09:23 | 65 - 54 | 18 - 15 | 11          | 3   | 2.12           | 1.92 | 16      | 3   | 38       | 11  | 3      | 2   | 11        | 1   |
| 11 | Tahj Small      | 17:26 | 22:34 | 32 - 32 | 51 - 37 | 0           | 14  | 1.84           | 2.26 | 7       | 12  | 21       | 28  | 2      | 3   | 5         | 7   |
| 35 | Ethan Potter    | 18:56 | 21:04 | 41 - 31 | 42 - 38 | 10          | 4   | 2.17           | 1.99 | 8       | 11  | 26       | 23  | 3      | 2   | 4         | 8   |
| 55 | Aziz Bandaogo   | 29:16 | 10:44 | 59 - 52 | 24 - 17 | 7           | 7   | 2.02           | 2.24 | 14      | 5   | 32       | 17  | 4      | 1   | 8         | 4   |

**New Mexico**

| No | Name                | Mins  |       | Score   |         | Points Diff |     | Points per Min |      | Assists |     | Rebounds |     | Steals |     | Turnovers |     |
|----|---------------------|-------|-------|---------|---------|-------------|-----|----------------|------|---------|-----|----------|-----|--------|-----|-----------|-----|
|    |                     | On    | Off   | On      | Off     | On          | Off | On             | Off  | On      | Off | On       | Off | On     | Off | On        | Off |
| 0  | KJ Jenkins          | 13:50 | 26:10 | 26 - 29 | 43 - 54 | -3          | -11 | 1.88           | 1.64 | 5       | 9   | 13       | 25  | 2      | 6   | 2         | 7   |
| 2  | Donovan Dent        | 15:21 | 24:39 | 28 - 30 | 41 - 53 | -2          | -12 | 1.82           | 1.66 | 2       | 12  | 15       | 23  | 0      | 8   | 2         | 7   |
| 3  | Sebastian Forsling  | 02:49 | 37:11 | 0 - 3   | 69 - 80 | -3          | -11 | 0.00           | 1.86 | 0       | 14  | 2        | 36  | 0      | 8   | 0         | 9   |
| 5  | Jamal Mashburn, Jr. | 33:06 | 06:54 | 58 - 72 | 11 - 11 | -14         | 0   | 1.75           | 1.59 | 12      | 2   | 30       | 8   | 6      | 2   | 8         | 1   |
| 10 | Jaelen House        | 27:53 | 12:07 | 45 - 61 | 24 - 22 | -16         | 2   | 1.61           | 1.98 | 12      | 2   | 27       | 11  | 8      | 0   | 8         | 1   |
| 13 | Javonté Johnson     | 32:20 | 07:40 | 56 - 67 | 13 - 16 | -11         | -3  | 1.73           | 1.70 | 13      | 1   | 29       | 9   | 8      | 0   | 7         | 2   |
| 24 | Morris Udeze        | 36:09 | 03:51 | 66 - 77 | 3 - 6   | -11         | -3  | 1.83           | 0.78 | 13      | 1   | 36       | 2   | 7      | 1   | 9         | 0   |
| 34 | Birima Seck         | 07:45 | 32:15 | 20 - 14 | 49 - 69 | 6           | -20 | 2.58           | 1.52 | 3       | 11  | 6        | 32  | 1      | 7   | 1         | 8   |
| 53 | Josiah Allick       | 30:47 | 09:13 | 46 - 62 | 23 - 21 | -16         | 2   | 1.49           | 2.50 | 10      | 4   | 32       | 6   | 8      | 0   | 8         | 1   |

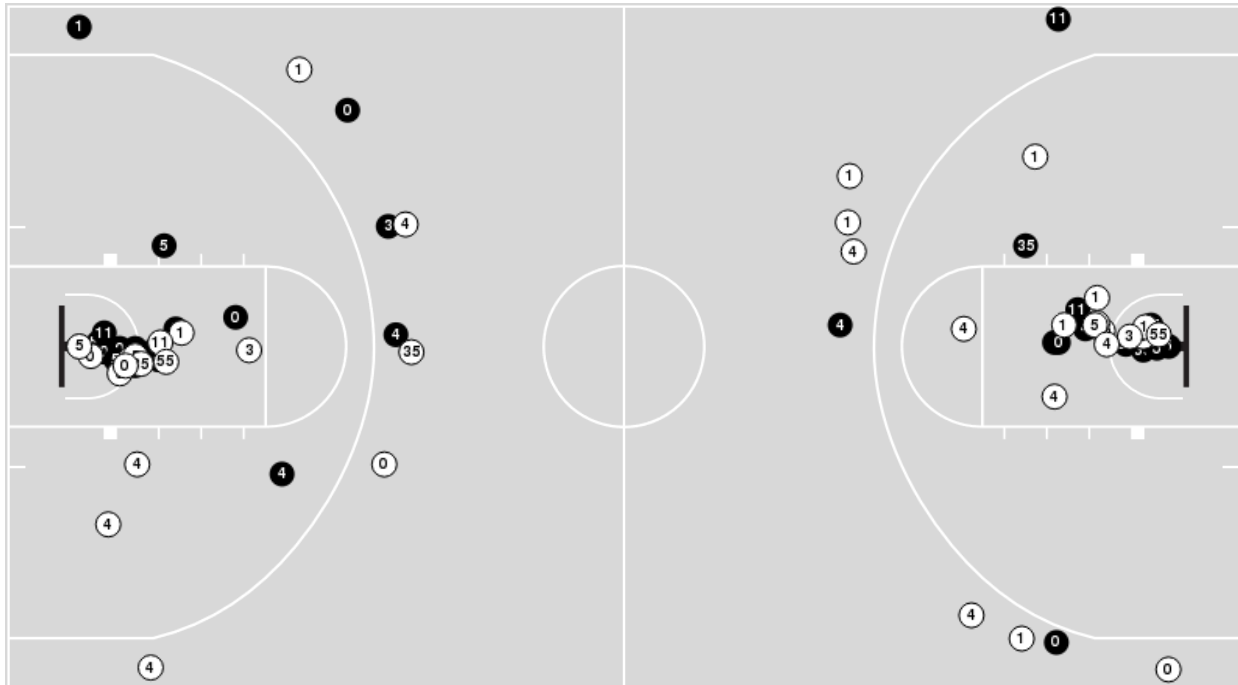


**Officials:** David Hall, Tommy Johnson, Shawn Lehigh

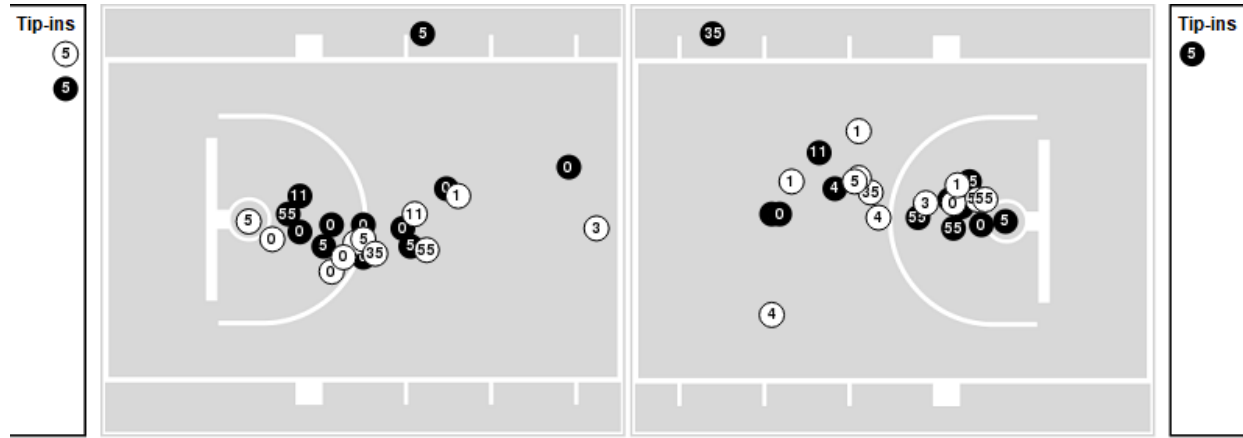
Players => 0, 1, 2, 3, 4, 5, 10, 11, 12, 13, 15, 20, 21, 22, 34, 35, 55 FG Types=>All Results=>All

**Utah Valley**

**All Field Goals**



**Blow Up Chart**



**N** Made    **(N)** Missed    **N** - Player Number

| Utah Valley | M/A   | %  |
|-------------|-------|----|
| Field Goals | 34/72 | 47 |
| 2 Points    | 27/54 | 50 |
| 3 Points    | 7/18  | 39 |
| Free Throws | 8/11  | 73 |

| Utah Valley          | M/A          | %   |
|----------------------|--------------|-----|
| Points in the Paint  | 48 (24 / 47) | 51  |
| Fast Break Points    | 15 (9/9)     | 100 |
| Second Chance Points | 9 (5/11)     | 45  |
| Effective FG%        | 52           |     |

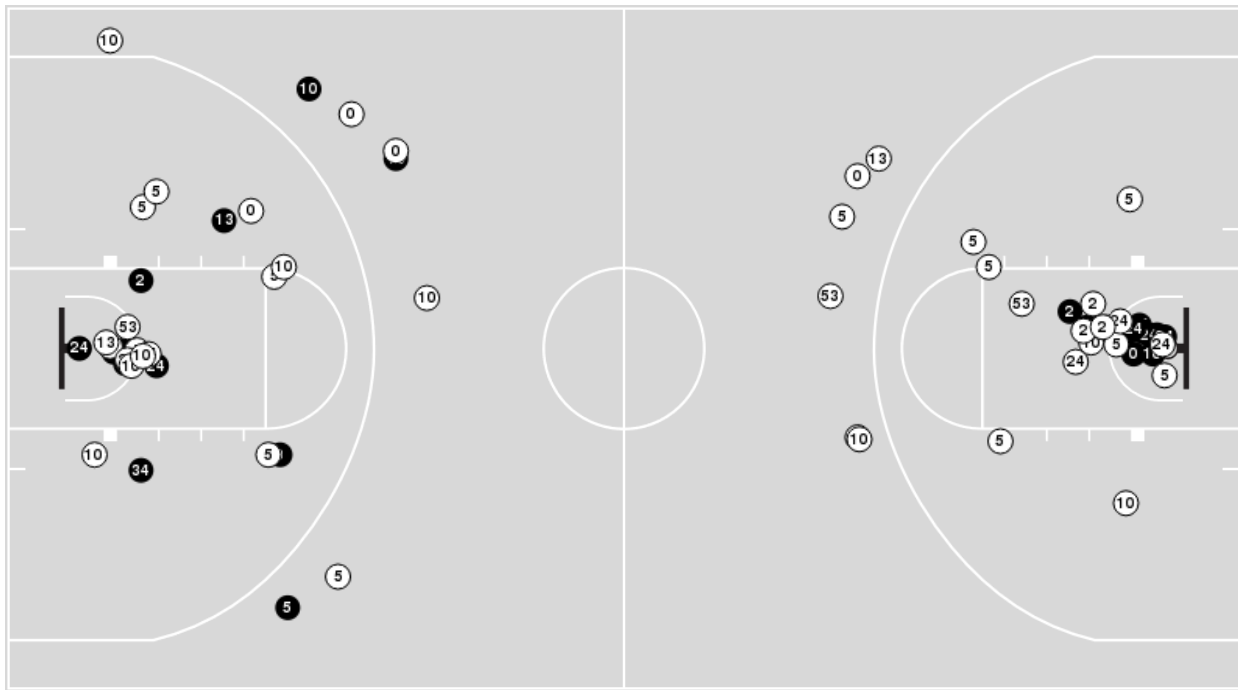


**Officials:** David Hall, Tommy Johnson, Shawn Lehigh

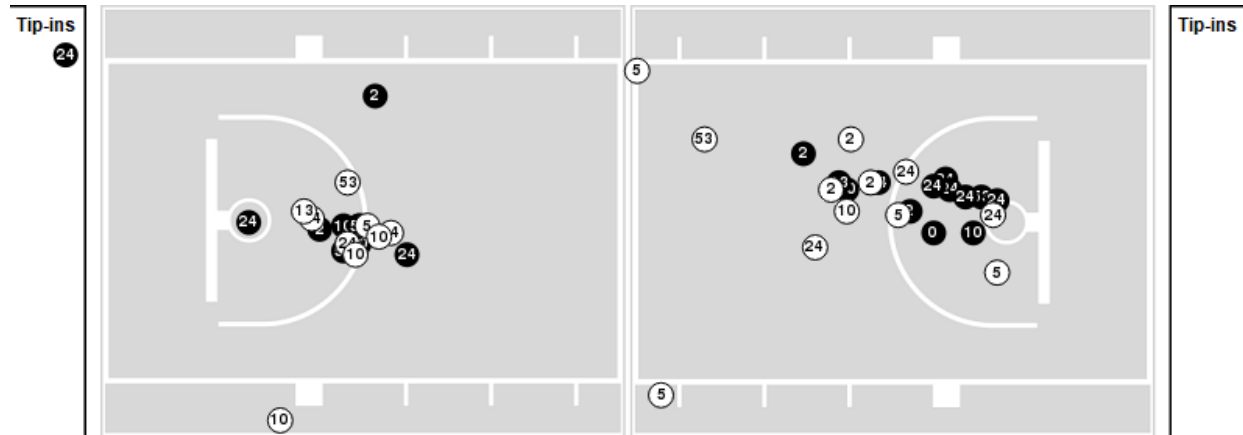
Players => 0, 1, 2, 3, 4, 5, 10, 11, 13, 20, 21, 24, 32, 34, 53 FG Types=>AllResults=>All

**New Mexico**

**All Field Goals**



**Blow Up Chart**



● Made ○ Missed N - Player Number

| New Mexico  | M/A   | %  |
|-------------|-------|----|
| Field Goals | 28/69 | 41 |
| 2 Points    | 25/55 | 45 |
| 3 Points    | 3/14  | 21 |
| Free Throws | 10/19 | 53 |

| New Mexico           | M/A          | %  |
|----------------------|--------------|----|
| Points in the Paint  | 44 (22 / 40) | 55 |
| Fast Break Points    | 9 (5/8)      | 62 |
| Second Chance Points | 9 (6/11)     | 55 |
| Effective FG%        | 43           |    |



**Utah Valley at New Mexico**

03/15/23 The Pit, Albuquerque, NM  
2022-23 Men's Basketball

**Game Time:** 8:00 PM  
**Game Duration:** 1:59  
**Attendance:** 6,803

**Officials:** David Hall, Tommy Johnson, Shawn Lehigh

**Utah Valley**

| Lineup   | Quarter On | Time On | Quarter Off | Time Off | Time on Court | Score | Score Diff | Reb | Stl | Tov | Ass | PPP    |
|--|------------|---------|-------------|----------|---------------|-------|------------|-----|-----|-----|-----|--------|
| 0- Harmon J/ 1- Darthard L/ 4- Woodbury T/ 5- Fuller T/ 55- Bandaogo A/  | 1          | 20:00   | 1           | 14:35    | 05:25         | 9-8   | 1          | 5   | 0   | 1   | 2   | 0.9109 |
| 1- Darthard L/ 4- Woodbury T/ 5- Fuller T/ 11- Small T/ 35- Potter E/    | 1          | 14:35   | 1           | 14:01    | 00:34         | 0-2   | -2         | 1   | 0   | 1   | 0   | 0.0000 |
| 1- Darthard L/ 3- Nield B/ 5- Fuller T/ 11- Small T/ 35- Potter E/       | 1          | 14:01   | 1           | 12:26    | 01:35         | 2-2   | 0          | 3   | 0   | 0   | 0   | 0.6667 |
| 0- Harmon J/ 3- Nield B/ 5- Fuller T/ 11- Small T/ 35- Potter E/         | 1          | 12:26   | 1           | 12:26    | 00:00         | 1-0   | 1          | 0   | 0   | 0   | 0   | 2.2727 |
| 0- Harmon J/ 3- Nield B/ 11- Small T/ 35- Potter E/ 55- Bandaogo A/      | 1          | 12:26   | 1           | 08:26    | 04:00         | 9-4   | 5          | 5   | 1   | 0   | 2   | 1.2097 |
| 0- Harmon J/ 3- Nield B/ 4- Woodbury T/ 5- Fuller T/ 55- Bandaogo A/     | 1          | 08:26   | 1           | 06:00    | 02:26         | 10-6  | 4          | 3   | 0   | 0   | 2   | 2.2523 |
| 0- Harmon J/ 1- Darthard L/ 3- Nield B/ 5- Fuller T/ 11- Small T/        | 1          | 06:00   | 1           | 05:53    | 00:07         | 1-1   | 0          | 0   | 0   | 0   | 0   | 2.2727 |
| 0- Harmon J/ 1- Darthard L/ 3- Nield B/ 5- Fuller T/ 35- Potter E/       | 1          | 05:53   | 1           | 03:56    | 01:57         | 6-2   | 4          | 3   | 0   | 0   | 1   | 1.7442 |
| 0- Harmon J/ 1- Darthard L/ 4- Woodbury T/ 35- Potter E/ 55- Bandaogo A/ | 1          | 03:56   | 1           | 03:17    | 00:39         | 2-2   | 0          | 1   | 0   | 0   | 0   | 2.0000 |
| 0- Harmon J/ 1- Darthard L/ 4- Woodbury T/ 5- Fuller T/ 35- Potter E/    | 1          | 03:17   | 1           | 02:56    | 00:21         | 2-0   | 2          | 2   | 0   | 0   | 0   | 2.0000 |
| 1- Darthard L/ 4- Woodbury T/ 5- Fuller T/ 11- Small T/ 35- Potter E/    | 1          | 02:56   | 1           | 02:56    | 00:00         | 0-0   | 0          | 0   | 0   | 0   | 0   | 0.0000 |
| 1- Darthard L/ 3- Nield B/ 5- Fuller T/ 11- Small T/ 35- Potter E/       | 1          | 02:56   | 1           | 02:09    | 00:47         | 0-2   | -2         | 1   | 0   | 1   | 0   | 0.0000 |
| 1- Darthard L/ 4- Woodbury T/ 5- Fuller T/ 11- Small T/ 35- Potter E/    | 1          | 02:09   | 1           | 02:09    | 00:00         | 0-0   | 0          | 0   | 0   | 0   | 0   | 0.0000 |
| 0- Harmon J/ 4- Woodbury T/ 5- Fuller T/ 11- Small T/ 35- Potter E/      | 1          | 02:09   | 1           | 00:04    | 02:05         | 4-4   | 0          | 1   | 0   | 0   | 2   | 1.6393 |
| 0- Harmon J/ 1- Darthard L/ 5- Fuller T/ 11- Small T/ 35- Potter E/      | 1          | 00:04   | 2           | 20:00    | 00:04         | 0-0   | 0          | 1   | 0   | 1   | 0   | 0.0000 |
| 0- Harmon J/ 1- Darthard L/ 4- Woodbury T/ 5- Fuller T/ 55- Bandaogo A/  | 2          | 20:00   | 2           | 17:20    | 02:40         | 5-2   | 3          | 4   | 0   | 0   | 2   | 1.0000 |
| 0- Harmon J/ 1- Darthard L/ 4- Woodbury T/ 5- Fuller T/ 35- Potter E/    | 2          | 17:20   | 2           | 14:06    | 03:14         | 8-4   | 4          | 5   | 1   | 1   | 2   | 1.1429 |
| 0- Harmon J/ 4- Woodbury T/ 11- Small T/ 35- Potter E/ 55- Bandaogo A/   | 2          | 14:06   | 2           | 13:30    | 00:36         | 0-0   | 0          | 2   | 0   | 0   | 0   | 0.0000 |
| 3- Nield B/ 4- Woodbury T/ 11- Small T/ 35- Potter E/ 55- Bandaogo A/    | 2          | 13:30   | 2           | 10:26    | 03:04         | 7-9   | -2         | 1   | 1   | 0   | 1   | 1.1667 |
| 0- Harmon J/ 3- Nield B/ 5- Fuller T/ 11- Small T/ 55- Bandaogo A/       | 2          | 10:26   | 2           | 09:13    | 01:13         | 2-5   | -3         | 1   | 0   | 1   | 1   | 0.6667 |
| 0- Harmon J/ 4- Woodbury T/ 5- Fuller T/ 11- Small T/ 55- Bandaogo A/    | 2          | 09:13   | 2           | 06:56    | 02:17         | 6-3   | 3          | 3   | 0   | 0   | 1   | 1.3889 |
| 0- Harmon J/ 1- Darthard L/ 4- Woodbury T/ 5- Fuller T/ 55- Bandaogo A/  | 2          | 06:56   | 2           | 01:04    | 05:52         | 9-13  | -4         | 5   | 2   | 5   | 3   | 0.7500 |
| 0- Harmon J/ 1- Darthard L/ 4- Woodbury T/ 11- Small T/ 55- Bandaogo A/  | 2          | 01:04   | 2           | 00:00    | 01:04         | 0-0   | 0          | 2   | 0   | 1   | 0   | 0.0000 |



Utah Valley at New Mexico

03/15/23 The Pit, Albuquerque, NM  
2022-23 Men's Basketball

Game Time: 8:00 PM  
Game Duration: 1:59  
Attendance: 6,803

Officials: David Hall, Tommy Johnson, Shawn Lehigh

New Mexico

| Lineup   | Quarter On | Time On | Quarter Off | Time Off | Time on Court | Score | Score Diff | Reb | Stl | Tov | Ass | PPP    |
|--|------------|---------|-------------|----------|---------------|-------|------------|-----|-----|-----|-----|--------|
| 5- Mashburn, Jr. J/ 10- House J/ 13- Johnson J/ 24- Udeze M/ 53- Allick J/ | 1          | 20:00   | 1           | 14:01    | 05:59         | 10-9  | 1          | 7   | 2   | 1   | 2   | 0.8834 |
| 2- Dent D/ 5- Mashburn, Jr. J/ 13- Johnson J/ 24- Udeze M/ 53- Allick J/   | 1          | 14:01   | 1           | 12:26    | 01:35         | 2-2   | 0          | 2   | 0   | 0   | 0   | 0.8197 |
| 2- Dent D/ 3- Forsling S/ 5- Mashburn, Jr. J/ 13- Johnson J/ 53- Allick J/ | 1          | 12:26   | 1           | 12:26    | 00:00         | 0-1   | -1         | 0   | 0   | 0   | 0   | 0.0000 |
| 0- Jenkins K/ 2- Dent D/ 3- Forsling S/ 5- Mashburn, Jr. J/ 53- Allick J/  | 1          | 12:26   | 1           | 11:13    | 01:13         | 0-2   | -2         | 1   | 0   | 0   | 0   | 0.0000 |
| 0- Jenkins K/ 2- Dent D/ 10- House J/ 24- Udeze M/ 53- Allick J/           | 1          | 11:13   | 1           | 08:26    | 02:47         | 4-7   | -3         | 4   | 0   | 1   | 0   | 0.8000 |
| 0- Jenkins K/ 2- Dent D/ 10- House J/ 13- Johnson J/ 24- Udeze M/          | 1          | 08:26   | 1           | 07:59    | 00:27         | 0-1   | -1         | 0   | 0   | 0   | 0   | 0.0000 |
| 0- Jenkins K/ 5- Mashburn, Jr. J/ 10- House J/ 13- Johnson J/ 24- Udeze M/ | 1          | 07:59   | 1           | 06:00    | 01:59         | 6-9   | -3         | 0   | 0   | 0   | 2   | 1.3889 |
| 5- Mashburn, Jr. J/ 10- House J/ 13- Johnson J/ 24- Udeze M/ 53- Allick J/ | 1          | 06:00   | 1           | 04:58    | 01:02         | 1-5   | -4         | 1   | 0   | 0   | 0   | 0.6944 |
| 2- Dent D/ 5- Mashburn, Jr. J/ 13- Johnson J/ 24- Udeze M/ 53- Allick J/   | 1          | 04:58   | 1           | 02:56    | 02:02         | 4-6   | -2         | 2   | 0   | 0   | 0   | 1.0638 |
| 2- Dent D/ 5- Mashburn, Jr. J/ 13- Johnson J/ 34- Seck B/ 53- Allick J/    | 1          | 02:56   | 1           | 02:36    | 00:20         | 0-0   | 0          | 0   | 0   | 0   | 0   | 0.0000 |
| 2- Dent D/ 5- Mashburn, Jr. J/ 13- Johnson J/ 24- Udeze M/ 34- Seck B/     | 1          | 02:36   | 1           | 00:35    | 02:00         | 6-4   | 2          | 1   | 0   | 0   | 1   | 1.2000 |
| 0- Jenkins K/ 2- Dent D/ 3- Forsling S/ 13- Johnson J/ 34- Seck B/         | 1          | 00:35   | 1           | 00:04    | 00:32         | 0-0   | 0          | 0   | 0   | 0   | 0   | 0.0000 |
| 0- Jenkins K/ 2- Dent D/ 13- Johnson J/ 24- Udeze M/ 34- Seck B/           | 1          | 00:04   | 1           | 00:04    | 00:00         | 0-0   | 0          | 0   | 0   | 0   | 0   | 0.0000 |
| 0- Jenkins K/ 2- Dent D/ 5- Mashburn, Jr. J/ 13- Johnson J/ 24- Udeze M/   | 1          | 00:04   | 2           | 20:00    | 00:04         | 0-0   | 0          | 0   | 0   | 0   | 0   | 0.0000 |
| 5- Mashburn, Jr. J/ 10- House J/ 13- Johnson J/ 24- Udeze M/ 53- Allick J/ | 2          | 20:00   | 2           | 14:06    | 05:54         | 6-13  | -7         | 6   | 1   | 3   | 3   | 0.5245 |
| 0- Jenkins K/ 5- Mashburn, Jr. J/ 10- House J/ 24- Udeze M/ 34- Seck B/    | 2          | 14:06   | 2           | 14:06    | 00:00         | 0-0   | 0          | 0   | 0   | 0   | 0   | 0.0000 |
| 0- Jenkins K/ 2- Dent D/ 5- Mashburn, Jr. J/ 24- Udeze M/ 34- Seck B/      | 2          | 14:06   | 2           | 10:26    | 03:40         | 9-7   | 2          | 4   | 0   | 1   | 1   | 1.2097 |
| 0- Jenkins K/ 2- Dent D/ 13- Johnson J/ 24- Udeze M/ 34- Seck B/           | 2          | 10:26   | 2           | 09:55    | 00:31         | 2-0   | 2          | 1   | 0   | 0   | 0   | 1.3889 |
| 0- Jenkins K/ 2- Dent D/ 13- Johnson J/ 34- Seck B/ 53- Allick J/          | 2          | 09:55   | 2           | 09:45    | 00:10         | 1-0   | 1          | 0   | 0   | 0   | 0   | 2.2727 |
| 0- Jenkins K/ 10- House J/ 13- Johnson J/ 34- Seck B/ 53- Allick J/        | 2          | 09:45   | 2           | 09:13    | 00:32         | 2-3   | -1         | 0   | 1   | 0   | 1   | 2.0000 |
| 5- Mashburn, Jr. J/ 10- House J/ 13- Johnson J/ 24- Udeze M/ 53- Allick J/ | 2          | 09:13   | 2           | 01:55    | 07:18         | 14-14 | 0          | 6   | 3   | 3   | 3   | 0.9138 |
| 0- Jenkins K/ 10- House J/ 13- Johnson J/ 24- Udeze M/ 53- Allick J/       | 2          | 01:55   | 2           | 01:04    | 00:51         | 2-0   | 2          | 2   | 1   | 0   | 1   | 1.0000 |
| 0- Jenkins K/ 3- Forsling S/ 10- House J/ 13- Johnson J/ 53- Allick J/     | 2          | 01:04   | 2           | 00:00    | 01:04         | 0-0   | 0          | 1   | 0   | 0   | 0   | 0.0000 |



**Utah Valley at New Mexico**

03/15/23 The Pit, Albuquerque, NM  
2022-23 Men's Basketball

**Game Time:** 8:00 PM  
**Game Duration:** 1:59  
**Attendance:** 6,803

**Officials:** David Hall, Tommy Johnson, Shawn Lehigh

**Utah Valley**

| Lineup   | Time  | Score | Score Diff | Pts/Min | Reb | Stl | Tov | Ass | PPP    |
|--|-------|-------|------------|---------|-----|-----|-----|-----|--------|
| 0- Harmon J/ 1- Darthard L/ 4- Woodbury T/ 5- Fuller T/ 55- Bandaogo A/  | 13:57 | 23-23 | 0          | 1.6487  | 14  | 2   | 6   | 7   | 0.8557 |
| 0- Harmon J/ 3- Nield B/ 11- Small T/ 35- Potter E/ 55- Bandaogo A/      | 04:00 | 9-4   | 5          | 2.2500  | 5   | 1   | 0   | 2   | 1.2097 |
| 0- Harmon J/ 1- Darthard L/ 4- Woodbury T/ 5- Fuller T/ 35- Potter E/    | 03:35 | 10-4  | 6          | 2.7907  | 7   | 1   | 1   | 2   | 1.2500 |
| 3- Nield B/ 4- Woodbury T/ 11- Small T/ 35- Potter E/ 55- Bandaogo A/    | 03:04 | 7-9   | -2         | 2.2826  | 1   | 1   | 0   | 1   | 1.1667 |
| 0- Harmon J/ 3- Nield B/ 4- Woodbury T/ 5- Fuller T/ 55- Bandaogo A/     | 02:26 | 10-6  | 4          | 4.1096  | 3   | 0   | 0   | 2   | 2.2523 |
| 1- Darthard L/ 3- Nield B/ 5- Fuller T/ 11- Small T/ 35- Potter E/       | 02:22 | 2-4   | -2         | 0.8451  | 4   | 0   | 1   | 0   | 0.5000 |
| 0- Harmon J/ 4- Woodbury T/ 5- Fuller T/ 11- Small T/ 55- Bandaogo A/    | 02:17 | 6-3   | 3          | 2.6277  | 3   | 0   | 0   | 1   | 1.3889 |
| 0- Harmon J/ 4- Woodbury T/ 5- Fuller T/ 11- Small T/ 35- Potter E/      | 02:05 | 4-4   | 0          | 1.9200  | 1   | 0   | 0   | 2   | 1.6393 |
| 0- Harmon J/ 1- Darthard L/ 3- Nield B/ 5- Fuller T/ 35- Potter E/       | 01:57 | 6-2   | 4          | 3.0769  | 3   | 0   | 0   | 1   | 1.7442 |
| 0- Harmon J/ 3- Nield B/ 5- Fuller T/ 11- Small T/ 55- Bandaogo A/       | 01:13 | 2-5   | -3         | 1.6438  | 1   | 0   | 1   | 1   | 0.6667 |
| 0- Harmon J/ 1- Darthard L/ 4- Woodbury T/ 11- Small T/ 55- Bandaogo A/  | 01:04 | 0-0   | 0          | 0.0000  | 2   | 0   | 1   | 0   | 0.0000 |
| 0- Harmon J/ 1- Darthard L/ 4- Woodbury T/ 35- Potter E/ 55- Bandaogo A/ | 00:39 | 2-2   | 0          | 3.0769  | 1   | 0   | 0   | 0   | 2.0000 |
| 0- Harmon J/ 4- Woodbury T/ 11- Small T/ 35- Potter E/ 55- Bandaogo A/   | 00:36 | 0-0   | 0          | 0.0000  | 2   | 0   | 0   | 0   | 0.0000 |
| 1- Darthard L/ 4- Woodbury T/ 5- Fuller T/ 11- Small T/ 35- Potter E/    | 00:34 | 0-2   | -2         | 0.0000  | 1   | 0   | 1   | 0   | 0.0000 |
| 0- Harmon J/ 1- Darthard L/ 3- Nield B/ 5- Fuller T/ 11- Small T/        | 00:07 | 1-1   | 0          | 8.5714  | 0   | 0   | 0   | 0   | 2.2727 |
| 0- Harmon J/ 1- Darthard L/ 5- Fuller T/ 11- Small T/ 35- Potter E/      | 00:04 | 0-0   | 0          | 0.0000  | 1   | 0   | 1   | 0   | 0.0000 |
| 0- Harmon J/ 3- Nield B/ 5- Fuller T/ 11- Small T/ 35- Potter E/         | 00:00 | 1-0   | 1          | ∞       | 0   | 0   | 0   | 0   | 2.2727 |



**Utah Valley at New Mexico**

03/15/23 The Pit, Albuquerque, NM  
2022-23 Men's Basketball

**Game Time:** 8:00 PM  
**Game Duration:** 1:59  
**Attendance:** 6,803

**Officials:** David Hall, Tommy Johnson, Shawn Lehigh

**New Mexico**

| Lineup   | Time  | Score | Score Diff | Pts/Min | Reb | Stl | Tov | Ass | PPP    |
|--|-------|-------|------------|---------|-----|-----|-----|-----|--------|
| 5- Mashburn, Jr. J/ 10- House J/ 13- Johnson J/ 24- Udeze M/ 53- Allick J/ | 20:13 | 31-41 | -10        | 1.5334  | 20  | 6   | 7   | 8   | 0.7844 |
| 0- Jenkins K/ 2- Dent D/ 5- Mashburn, Jr. J/ 24- Udeze M/ 34- Seck B/      | 03:40 | 9-7   | 2          | 2.4545  | 4   | 0   | 1   | 1   | 1.2097 |
| 2- Dent D/ 5- Mashburn, Jr. J/ 13- Johnson J/ 24- Udeze M/ 53- Allick J/   | 03:37 | 6-8   | -2         | 1.6590  | 4   | 0   | 0   | 0   | 0.9677 |
| 0- Jenkins K/ 2- Dent D/ 10- House J/ 24- Udeze M/ 53- Allick J/           | 02:47 | 4-7   | -3         | 1.4371  | 4   | 0   | 1   | 0   | 0.8000 |
| 2- Dent D/ 5- Mashburn, Jr. J/ 13- Johnson J/ 24- Udeze M/ 34- Seck B/     | 02:00 | 6-4   | 2          | 3.0000  | 1   | 0   | 0   | 1   | 1.2000 |
| 0- Jenkins K/ 5- Mashburn, Jr. J/ 10- House J/ 13- Johnson J/ 24- Udeze M/ | 01:59 | 6-9   | -3         | 3.0252  | 0   | 0   | 0   | 2   | 1.3889 |
| 0- Jenkins K/ 2- Dent D/ 3- Forsling S/ 5- Mashburn, Jr. J/ 53- Allick J/  | 01:13 | 0-2   | -2         | 0.0000  | 1   | 0   | 0   | 0   | 0.0000 |
| 0- Jenkins K/ 3- Forsling S/ 10- House J/ 13- Johnson J/ 53- Allick J/     | 01:04 | 0-0   | 0          | 0.0000  | 1   | 0   | 0   | 0   | 0.0000 |
| 0- Jenkins K/ 10- House J/ 13- Johnson J/ 24- Udeze M/ 53- Allick J/       | 00:51 | 2-0   | 2          | 2.3529  | 2   | 1   | 0   | 1   | 1.0000 |
| 0- Jenkins K/ 2- Dent D/ 3- Forsling S/ 13- Johnson J/ 34- Seck B/         | 00:32 | 0-0   | 0          | 0.0000  | 0   | 0   | 0   | 0   | 0.0000 |
| 0- Jenkins K/ 10- House J/ 13- Johnson J/ 34- Seck B/ 53- Allick J/        | 00:32 | 2-3   | -1         | 3.7500  | 0   | 1   | 0   | 1   | 2.0000 |
| 0- Jenkins K/ 2- Dent D/ 13- Johnson J/ 24- Udeze M/ 34- Seck B/           | 00:31 | 2-0   | 2          | 3.8710  | 1   | 0   | 0   | 0   | 1.3889 |
| 0- Jenkins K/ 2- Dent D/ 10- House J/ 13- Johnson J/ 24- Udeze M/          | 00:27 | 0-1   | -1         | 0.0000  | 0   | 0   | 0   | 0   | 0.0000 |
| 2- Dent D/ 5- Mashburn, Jr. J/ 13- Johnson J/ 34- Seck B/ 53- Allick J/    | 00:20 | 0-0   | 0          | 0.0000  | 0   | 0   | 0   | 0   | 0.0000 |
| 0- Jenkins K/ 2- Dent D/ 13- Johnson J/ 34- Seck B/ 53- Allick J/          | 00:10 | 1-0   | 1          | 6.0000  | 0   | 0   | 0   | 0   | 2.2727 |
| 0- Jenkins K/ 2- Dent D/ 5- Mashburn, Jr. J/ 13- Johnson J/ 24- Udeze M/   | 00:04 | 0-0   | 0          | 0.0000  | 0   | 0   | 0   | 0   | 0.0000 |
| 2- Dent D/ 3- Forsling S/ 5- Mashburn, Jr. J/ 13- Johnson J/ 53- Allick J/ | 00:00 | 0-1   | -1         | NaN     | 0   | 0   | 0   | 0   | 0.0000 |
| 0- Jenkins K/ 5- Mashburn, Jr. J/ 10- House J/ 24- Udeze M/ 34- Seck B/    | 00:00 | 0-0   | 0          | NaN     | 0   | 0   | 0   | 0   | 0.0000 |