



NEW MEXICO LOBOS

2023-24 MEN'S BASKETBALL

X @UNMLoboMBB | #GoLobos | GoLobos.com

SCHEDULE/RESULTS

OCTOBER

26 CSU PUEBLO (ex) W, 83-65

NOVEMBER

1 NM HIGHLANDS (ex) W, 86-73

6 TEXAS SOUTHERN W, 92-55

9 at #23 Saint Mary's L, 58-72

16 UT ARLINGTON W, 82-80

21 vs. Toledo ^ FloHoops 9:15

22 vs. Rice ^ FloHoops 7:45

24 vs. Pepperdine ^ FloHoops 4:45

29 LOUISIANA TECH MWN 7:00

DECEMBER

2 NEW MEXICO STATE MWN 7:00

6 UC SANTA BARBARA MWN 7:00

9 vs. Santa Clara & 3:00

15 at New Mexico State CBSSN 7:00

20 UC IRVINE MWN 7:00

29 EASTERN NEW MEXICO MWN 7:00

JANUARY

2 at Colorado State * FS1 8:30

6 WYOMING * CBSSN 8:00

9 at UNLV * FS1 8:30

13 SAN DIEGO STATE * CBS 11a/12p

16 UTAH STATE * FS1 8:30

20 at Air Force * CBSSN 2:00

24 at San Jose State * CBSSN 9:00

28 NEVADA * FS1 8:00

31 BOISE STATE * FS1 8:30

FEBRUARY

6 at Wyoming * MWN 6:30

10 UNLV * CBSSN 6:00

13 at Nevada * CBSSN 9:00

16 at San Diego State * FS1 8:00

21 COLORADO STATE * CBSSN 8:00

24 AIR FORCE * CBSSN 2:00

MARCH

2 at Boise State * CBSSN 6:00

6 FRESNO STATE * FS1 8:30

9 at Utah State * CBSSN 6:30

13-16 at Mountain West Tournament %

All Times MT and subject to change

* Mountain West Game

^ Ball Dawgs Classic (Henderson, Nev.)

& Jack Jones Classic (Henderson, Nev.)

% Las Vegas, Nev.

COMMUNICATIONS

Steve Kirkland - Men's Basketball Contact

(434) 825-5241 cell
kirkland@unm.edu email

X @skirkland14

GAME #4 | NOVEMBER 21 | DOLLAR LOAN CENTER | HENDERSON, NV

NEW MEXICO LOBOS VS. TOLEDO ROCKETTS

2-1 (0-0 MW)

3-0 (0-0 MAC)

Head Coach: Richard Pitino (Providence '05)

Overall Record: 196-169 (12th)

UNM Record: 37-32 (3rd)

vs. Toledo: 0-0



Head Coach: Tod Kowalczyk (Minn-Duluth '89)

Overall Record: 397-281 (22nd)

UT Record: 261-169 (14th)

vs. UNM: 0-0

NET: n/a KenPom: 63

NET: n/a KenPom: 112

FLOHOOPS Play-by-Play: Tony Cordasco



Play-by-Play: Robert Portnoy
Analyst: Hunter Greene

THE OPENING TIP

- ▶ New Mexico begin play at the Ball Dawgs Classic with a matchup with Toledo
- ▶ The Lobos are looking to win a November tournament for the second consecutive season (won the Lobo Classic last year at The Pit)
- ▶ UNM is playing its first of four games this year at the Dollar Loan Center (three in the Ball Dawgs Classic and one next month in the Jack Jones Classic)
- ▶ New Mexico is opening the season with its first four games against teams that are undefeated for the first time since 2015-16 (also first four games)
- ▶ The Lobos are playing a MAC opponent for the first time since 2009-10 and for the first time outside of The Pit

SERIES HISTORY

Overall: 0-0
Neutral: 0-0
Streak: --

SERIES GAMES

POSSIBLE STARTERS



0 JEMARL BAKER, JR.
G | 6-5 / 200 | Grad. | Menifee, Calif.

3.3 ppg | 2.0 rpg | 2.0 apg | 22.3 mpg |

- ▶ 7th season of college basketball
- ▶ Had the highest scoring game in the MW last season with 43 pts vs. Chicago State on his Fresno State senior night



2 DONOVAN DENT
G | 6-2 / 175 | So. | Riverside, Calif.

17.3 ppg | 2.7 rpg | 5.3 apg | 9.3 mpg | 2.0 spg

- ▶ Career-high 25 points vs. UT Arlington
- ▶ Averaging 13.2 ppg over his five career starts (2 last year, 3 this season)
- ▶ 2nd on the team with 79 assists last yr



5 JAMAL MASHBURN, JR.
G | 6-2 / 195 | Sr.* | Miami Fla.

17.0 ppg | 2.0 rpg | 2.0 apg | 32.3 mpg | 46 3%

- ▶ Preseason All-Mountain West
- ▶ Led the MW in scoring last season at 19.1 ppg and 21.0 ppg in league play
- ▶ 65 of 69 UNM games in double figures



15 JT TOPPIN
F | 6-9 / 220 | Fr. | Dallas, Texas

11.3 ppg | 8.3 rpg | 1.3 bpg | 20.0 mpg | 65 FG%

- ▶ Reigning MW Freshman of the Week
- ▶ 15 pts & 10 rebs for 1st career double-double vs. UT Arlington
- ▶ 2023 Texas Class 4A Player of the Year



23 NELLY JUNIOR JOSEPH
C | 6-10 / 240 | Sr.* | Benin City, Nigeria

8.0 ppg | 7.7 rpg | 1.3 bpg | 23.7 mpg |

- ▶ 11 pts & 13 rebs for 1st double-double as a Lobo at Saint Mary's
- ▶ Two-time 1st Team All-MAAC at Iona
- ▶ 35 career doubles

KEY RESERVES

No.	Pos.	Name	Yr.	Ht. / Wt.	PPG	RPG	Of Note
10	G	Jaelen House	Grad.	6-0 / 175	8.0	2.0	Preseason All-Mountain West
1	G	Braden Appelhans	R-Fr.	6-7 / 195	5.5	1.5	More pts in opener (11) than all last yr (10)
3	G	Tru Washington	Fr.	6-4 / 200	5.3	3.7	Highest ranked recruit for UNM in a decade
21	C	Sebastian Forsling	Jr.	7-0 / 240	4.0	2.0	Career-high eight pts vs. Texas Southern
11	G	Quinton Webb	R-Fr.	6-6 / 205	3.0	2.0	Redshirted last season
22	F	Mustapha Amzil	Sr.*	6-9 / 225	3.0	2.3	100 career 3-pointers
12	F	Isaac Mushila	Grad.	6-5 / 210	0.0	2.0	1st Team All-Southland at TAMU-CC

* has a super senior year available due to COVID

RICHARD PITINO



3rd Season at New Mexico

COACHING RECORD

Year	School	Overall	Conf.
2013	FIU	18-14	11-9
2014	Minnesota	25-13	8-10
2015	Minnesota	18-15	6-12
2016	Minnesota	8-23	2-16
2017	Minnesota	24-10	11-7
2018	Minnesota	15-17	4-14
2019	Minnesota	22-14	9-11
2020	Minnesota	15-16	8-12
2021	Minnesota	14-15	6-14
2022	New Mexico	13-19	5-12
2023	New Mexico	22-12	8-10
2024	New Mexico	2-1	0-0

TOTALS **196-169** **78-127**

NOTABLE

- Took UNM to the NIT in his second season, the Lobos' first postseason appearance in nine years
- Led Minnesota to the 2014 NIT Championship
- Led Minnesota to two NCAA Tournament appearances
- 2017 Big Ten Coach of the Year
- 2017 NABC District 7 Coach of the Year
- 18 wins over ranked teams in eight seasons at Minnesota
- Led FIU to 10-win improvement and first winning seasons in 12 years in 2012-13 in first season as a head coach
- Five NCAA appearances in seven years as an assistant coach
- While on his father's staff at Louisville, the Cardinals reached the 2012 Final Four, the Elite Eight in 2008 and 2009 and won two Big East Championships
- While on Billy Donovan's staff at Florida, the Gators reached the Elite Eight in 2011 and won one SEC Regular Season Title

PITINO vs. 2023-24 OPPONENTS

Air Force	3-1	(3-1 UNM)
Boise State	1-2	(1-2 UNM)
Colorado St	1-3	(1-3 UNM)
Eastern NM	first meeting	
Fresno St	1-3	(1-3 UNM)
Louisiana Tech	first meeting	
Nevada	0-4	(0-4 UNM)
New Mexico State	1-1	(1-1 UNM)
Pepperdine	first meeting	
Rice	first meeting	
Saint Mary's	2-1	(1-0 Minnesota/1-1 UNM)
San Diego St	1-2	(1-2 UNM)
San Jose St	3-1	(3-1 UNM)
Santa Clara	1-0	(1-0 Minnesota)
Texas Southern	2-0	(1-0 FIU/1-0 UNM)
Toledo	first meeting	
UC Irvine	first meeting	
UC Santa Barbara	first meeting	
UNLV	1-2	(1-2 UNM)
UT Arlington	2-0	(1-0 UNM/1-0 Minnesota)
Utah State	0-4	(0-4 UNM)
Wyoming	3-2	(3-2 UNM)

NOVEMBER TOURNAMENTS

- New Mexico is looking to win a November tournament for the second consecutive season (won last year's Lobo Classic at The Pit)
- The Lobos are playing a MTE (Multi Team Event) in Las Vegas for the second time in three years (2021 Las Vegas Invitational at the Orleans Arena)
- UNM has won a MTE title three times before (2022 Lobo Classic, 2012 Paradise Jam, 2007 Basketball Travelers Invitational)

SIN CITY REGULARS

- The Ball Dawgs Classic marks the first three of at least six games in Las Vegas for the Lobos this season (three in Ball Dawgs Classic, vs. Santa Clara in Jack Jones Classic, at UNLV, Mountain West Tournament)
- New Mexico will play four games at the Dollar Loan Center this season, a venue UNM hasn't played in before this season
- The four games at the Dollar Loan Center ties the school record for most regular-season games in a non-home venue in a season (also played four regular season games in two venues during the 2020-21 season when COVID forced UNM to play all games outside the state of New Mexico - Rip Griffin Center in Lubbock, TX & Clune Arena at the Air Force Academy)

SERIES HISTORY

- First all-time meeting
- Toledo is the first of two first-time opponents on the Lobos' schedule this season (UC Irvine)

LONG TIME SINCE SOME MACTION

- Tonight's game with Toledo marks the Lobos' first game against a MAC opponent since an 85-60 victory over Miami (Ohio) at The Pit during the 2009-10 season
- Since UNM last played a MAC opponent, they have played teams from 28 of the other 31 conferences (have not played any teams from the America East, Northeast or Patriot over the past 14 seasons)
- The Lobos are 4-0 all-time against MAC opponents, with all previous meetings coming at The Pit (the Lobos did lose a game to Kent State in Cleveland in 1949-50, two years before Kent State joined the MAC)

LAST TIME OUT

- New Mexico downed UT Arlington 82-80 on Thursday night at The Pit
- Donovan Dent scored a career-high 25 points, including the game-winning layup with 0.5 to play
- Jamal Mashburn, Jr. scored a season-high 29 points to lead the Lobos
- JT Toppin had 15 points and 10 rebounds for his first collegiate double-double

EVERY GAME IS A CHALLENGE

- In the preseason KenPom rankings, every one of the Lobos' opponents is ranked in the top 225 in the nation, making UNM the only team in the nation to not play a team ranked 226 or worse
- The Lobos' lowest ranked opponent is Wyoming at No. 214
- UNM's lowest non-conference opponent is UT Arlington at No. 209, making the Lobos one of six teams nationally to not play a team ranked 210 or higher during their non-conference schedule
- Only three UNM opponents are ranked outside the top 200 of the preseason KenPom rankings (Texas Southern - 206; UT Arlington - 209; Wyoming - 214)

LOBOS PICKED THIRD IN MOUNTAIN WEST

- New Mexico was picked third in the preseason Mountain West poll
- It was the Lobos' highest projected finish since 2019-20 (when they were also selected third)
- San Diego State was picked to win the league, followed by Boise State, New Mexico, Nevada, Colorado State, UNLV, San Jose State, Fresno State, Utah State, Wyoming and Air Force

LOWEST KENPOM OPPONENT

New Mexico	214 (Wyoming)
Nevada	226 (Sacramento St.)
San Diego St.	235 (UC San Diego)
Alabama	247 (Mercer)
Arkansas	248 (Alcorn State)
Clemson	248 (Alcorn State)

LOWEST NON-CONF OPPONENT

Utah Valley	176 (Charlotte)
Louisiana	195 (Youngstown St.)
Saint Mary's	197 (N. Kentucky)
Akron	197 (N. Kentucky)
Tarleton State	204 (Jacksonville St.)
New Mexico	209 (UT Arlington)

MEDIA SCHEDULE

NOV. 21 Tuesday	NOV. 22 Wednesday	NOV. 23 Thursday	NOV. 24 Friday	NOV. 25 Saturday	NOV. 26 Sunday	NOV. 27 Monday
GAMEDAY vs. Toledo 8:15 pm PT	GAMEDAY vs. Rice 6:45 pm PT	HAPPY THANKS- GIVING	GAMEDAY vs. Pepperdine 3:45 pm PT			

RANKINGS

ASSOCIATED PRESS (11/20)

1	Kansas (52)	3-0	1508
2	Purdue (5)	3-0	1440
3	Arizona (3)	5-0	1364
4	Marquette	3-0	1316
5	UConn (1)	4-0	1299
6	Houston	6-0	1191
7	Tennessee	3-0	1136
8	Creighton	4-0	1119
9	Duke	3-1	1084
10	Miami	5-0	920
11	Gonzaga	2-0	902
12	Texas A&M	4-0	867
13	Baylor	4-0	774
14	North Carolina	3-0	655
15	Texas	4-0	650
16	Kentucky	3-1	617
17	Alabama	4-0	516
18	Colorado	3-0	241
19	Florida Atlantic	2-1	229
20	Arkansas	3-1	224
21	Michigan State	3-2	222
22	James Madison	4-0	217
23	USC	3-1	165
24	Virginia	4-0	164
25	Mississippi State	5-0	163

Others receiving votes: Memphis 149, Illinois 138, BYU 138, **San Diego State 77**, UCLA 75, TCU 69, Iowa State 67, Villanova 44, Auburn 28, Clemson 12, Oklahoma 10, Princeton 10, Michigan 10, Liberty 7, South Carolina 3, Chattanooga 2, **Nevada 1**, Drake 1, **Colorado State 1**

COACHES (11/20)

1	Kansas (25)	3-0	789
2	Purdue (5)	3-0	757
3	Arizona (2)	5-0	719
4	UConn	4-0	668
5	Marquette	3-0	664
6	Houston	6-0	651
7	Creighton	4-0	593
8	Tennessee	3-0	584
9	Duke	3-1	541
10	Gonzaga	2-0	470
11	Miami	5-0	469
12	Baylor	4-0	435
13	Texas A&M	4-0	432
14	North Carolina	3-0	321
15	Alabama	4-0	318
16	Kentucky	3-1	278
17	Texas	4-0	255
18	Virginia	4-0	162
19	Michigan State	3-2	160
20	Florida Atlantic	2-1	126
21	Colorado	3-0	119
22	Illinois	4-1	102
23	Memphis	3-0	101
24	UCLA	3-0	98
25	Mississippi State	5-0	89

Others receiving votes: Arkansas 83, USC 75, James Madison 60, Villanova 50, TCU 40, Iowa State 35, Clemson 30, **San Diego State 30**, Auburn 29, BYU 27, **Nevada 12**, Princeton 11, South Carolina 7, Oregon 2, Liberty 2, Kansas State 2, Florida 2, Iowa 1, NC State 1

2023-24 Opponents in Bold

HISTORIC SEASON-OPENING WIN

- New Mexico's 92-55 season-opening win over reigning SWAC Champion Texas Southern made history
- It was the third-largest margin of victory over the past decade for a season-opening win against a team coming off a NCAA Tournament appearance (trailing only a 42-point win by Baylor in 2015-16 over Stephen F. Austin and a 40-point win by Villanova over Mount St. Mary's in 2021-22)
- It was UNM's largest margin of victory in a season opener against a Division I opponent since a 92-40 win over New Orleans in the 2011-12 opener
- The 37-point win was the Lobos' largest against a Division I opponent in any game since an 83-43 win over Arkansas-Pine Bluff in December of 2016

FOUR FOR 500

- New Mexico is the only team in the nation to have four players on their roster who scored at least 500 points last season (Jamal Mashburn, Jr. and Jaelen House return, Nelly Junior Joseph and Isaac Mushila scored 500+ last year at their previous schools)
- UNM is one of three schools nationally to return two 500+ scorers from their roster last season, joining Creighton (Trey Alexander, Ryan Kalkbrenner) and North Carolina (Armando Bacot, RJ Davis)
- The Lobos are one of 11 schools nationally to add a pair of 500+ scoring transfers to their roster this season (Alabama, Florida, Illinois, Kansas, LSU, South Carolina, St. John's, TCU, Tennessee, Xavier), and the only one outside of a power conference

500 BACK-TO-BACK

- Jamal Mashburn, Jr. and Jaelen House return after posting 500 point seasons for the second straight year
- Their combined 35.0 ppg last season makes them the third-highest returning duo in UNM history, trailing only Elijah Brown and Tim Williams in 2016-17 and their total the previous season
- Both are looking to become the first Lobos in history to have three consecutive 500-point seasons

DOUBLE-DOUBLE MACHINE

- Nelly Junior Joseph posted his first double-double of the season in the loss at Saint Mary's on Nov. 9
- Joseph, who had 19 double-doubles last season at Iona, is one six players nationally with at least 20 double-doubles over the past two seasons
- Over his career, Joseph has 35 double-doubles

TOPPIN NOTCHES DOUBLE-DOUBLE

- JT Toppin had his first career double-double with 15 points and 10 rebounds vs. UT Arlington (Nov. 16)
- He is the first Lobo true freshman to post a double-double since Hugh Greenwood had 10 points and 10 rebounds in a win at Boise State in 2011-12
- If he gets another double-double this season, he will become just the fifth Lobo freshman to have multiple double-doubles in a season, joining Kenny Thomas (7 in 1995-96), Mark Walters (2 in 2002-03), John Robinson II (2 in 1998-99, both points/assists) and Alan Dolensky (2 in 1980-81)

CAPTAINS NAMED

- Jamal Mashburn, Jr., Jaelen House and Jemarl Baker, Jr. were selected as the captains for the 2023-24 Lobos
- Mashburn is serving as captain for the third consecutive year, while House and Baker are captains for the first time in their career

BIGGEST SEASON-OPENING WIN vs. NCAA TEAM (since 2014-15)

Baylor 97, SFA 55 (15-16)
Nova 91, Mt. St. Mary's 51 (21-22)
UNM 92, TX Southern 55 (23-24)
Texas 85, North Dakota St 50 (14-15)
SFA 96, NC Central 64 (19-20)
S.Carolina 81, Holy Cross 49 (16-17)

MOST 500pt SCORERS FROM '23

UNM	4	(House, Mashburn, Joseph*, Mushila*)
Creighton	3	(Alexander, Kalkbrenner, Ashworth*)
Illinois	3	(Shannon, Domask*, Hamon*)
St. John's	3	(Soriano, Dingle*, Jenkins*)

*scored 500+ last season at another school

UNM HIGHEST RETURNING DUO

Brown/T.Williams (2016-17)	38.5
Mashburn/House (2022-23)	35.1
Mashburn/House (2023-24)	35.0
C.Smith/Thomas (1996-97)	34.2
Longley/Robbins (1990-91)	32.4

NCAA MOST DOUBLE-DOUBLES OVER LAST TWO SEASONS

30	Zach Edey (Purdue)
28	Joel Soriano (St. John's)
23	Dillon Jones (Weber State)
22	Enrique Freeman (Akron)
21	Armando Bacot (North Carolina)
20	Nelly Junior Joseph (UNM/Iona)

QUICK FACTS

THE UNIVERSITY OF NEW MEXICO

Location	Albuquerque, N.M.
Founded	1889 by Territorial Legislature
Enrollment	21,982
Nickname	Lobos
Colors	Cherry (PMS 200) & Silver (PMS 428)
Conference	Mountain West
National Affiliation	NCAA Division I

President	Dr. Garnett S. Stokes
Director of Athletics	Eddie Nuñez
Deputy A.D.	Dave Williams
Facility	The Pit
Capacity	15,411
Age	Built in 1966 (Renovated in 2009-10)

DOUBLE TIME

DOUBLE-DOUBLES

	2023-24	CAREER	STREAK
Nelly Junior Joseph	1	35	-
JT Toppin	1	1	1
Isaac Mushila	-	27	-
Jaelen House	-	2	-
Mustapha Amzil	-	2	-

DOUBLE FIGURE POINTS

	2023-24	CAREER	STREAK
Donovan Dent	3	9	3
Jamal Mashburn, Jr.	2	79%	1
JT Toppin	2	2	1
Nelly Junior Joseph	1	69	-
Braden Appelhans	1	1	-
Jaelen House	-	59%	-
Mustapha Amzil	-	36	-
Jemari Baker, Jr.	-	28	-
Isaac Mushila	-	27	-

DOUBLE FIGURE REBOUNDS

	2023-24	CAREER	STREAK
Nelly Junior Joseph	1	38	-
JT Toppin	1	1	1
Isaac Mushila	-	31	-
Mustapha Amzil	-	3	-
Sebastian Forsling	-	1	-

BIG TIME GAMES

20-POINT GAMES

	2023-24	CAREER	STREAK
Jamal Mashburn, Jr.	1	32	1
Donovan Dent	1	1	1
Jaelen House	-	20%	-
Isaac Mushila	-	16	-
Nelly Junior Joseph	-	8	-
Jemari Baker, Jr.	-	7	-
Mustapha Amzil	-	2	-

30-POINT GAMES (40 Point Games)

	2023-24	CAREER	STREAK
Jaelen House	-	4 (1)	-
Jamal Mashburn, Jr.	-	2	-
Jemari Baker, Jr.	-	2 (1)	-

10-ASSIST GAMES

	2023-24	CAREER	STREAK
Jaelen House	-	2	-

% Career totals include games at previous schools (NCAA Division I)

COUNT IT, AND THE FOUL!

AND ONES...

	2023-24	CAREER*
Donovan Dent	1	5
Nelly Junior Joseph	1	1
JT Toppin	1	1
Tru Washington	1	1
Jaelen House	-	24
Jamal Mashburn, Jr.	-	23
Sebastian Forsling	-	1

* made FG while fouled, followed by a made FT (#) four-point plays
^ UNM career only

EXPERIENCED BAKER

- At age 25, Jemari Baker, Jr. is the second-oldest player in Division I basketball this season (trails only BYU's Spencer Johnson)
- Now in his seventh season of collegiate basketball (first year with the Lobos after two years each at Kentucky, Arizona and Fresno State), the Dollar Loan Center will be the 47th different arena that Baker has played a game in during his career
- Baker will have a chance to play 50 career arenas before the Lobos' regular season is complete (adding the the Pan-American Center at NM State; Provident Credit Union Events Center at San Jose State and Viejas Arena at San Diego State)

PRESEASON ACCOLADES

- New Mexico had two players selected to the preseason All-Mountain West team as Jamal Mashburn, Jr. and Jaelen House were honored
- UNM was the only team to have two selections on the five-player team
- It was the first time two Lobos were selected preseason All-Mountain West since 2016-17, when Elijah Brown and Tim Williams were both honored
- Last season, Mashburn was a first-team All-Mountain West selection by the coaches and House was a first-team All-Mountain West selection by the media

WHO IS BACK?

- New Mexico returns six letterwinners from last season, including two All-Mountain West guards in Jamal Mashburn, Jr. and Jaelen House
- Sebastian Forsling, who has started 13 games over his first two seasons, returns, as does Donovan Dent, who started two games last season as a freshman
- Braden Appelhans is a redshirt freshman after playing just 10 games last season due to injury, while Quinton Webb sat out all of last season as a redshirt

WHO IS NEW?

- New Mexico added eight new players to the roster, five transfers and three freshmen
- Two transfers, Nelly Junior Joseph (Iona, MAAC) and Isaac Mushila (Texas A&M-Corpus Christ, Southland), were first-team all-conference selections at their previous schools last year
- Two additional transfers, Jemari Baker, Jr. (Fresno State) and Mustapha Amzil (Dayton) were starters at their previous school
- Deraje Agbaosi, who played the last two seasons at North Alabama, joined the Lobos as a non-scholarship player
- Tru Washington and JT Toppin are both four-star recruits and formed one of the highest-rated recruiting classes in UNM history
- Shane Douma-Sanchez, a two-time New Mexico Mr. Basketball, joined the program as a non-scholarship player

POLL POSITION

- New Mexico received one vote in the preseason Associated Press poll, marking the first time since 2014-15 that UNM received votes in the preseason rankings
- Two UNM opponents (Saint Mary's, San Diego State) were ranked in the preseason poll, while Boise State also received votes

ON THE AIR

- New Mexico will play at least 18 games this season on national television
- 17 of UNM's 18 Mountain West games are televised, meaning 35 of the last 36 conference games have been on TV (2nd most in the conference)
- The Jan. 13 game against San Diego State is on CBS, marking the first regular-season network television broadcast of Lobo basketball since hosting UNLV on CBS in 2011-12

LOBOS SIGN TWO

- New Mexico signed two players during the November signing period for the class of 2024
- Kayde Dotson, a guard from Beaumont, Texas, and Jovan Milicevic, a forward from Toronto, Ont. (playing high school basketball in Arizona), are both ranked among the top 250 players in the class

UP NEXT

- New Mexico will continue play at the Ball Dawgs Classic on Wednesday as it plays Rice
- The Lobos last played the Owls in the 2020-21 opener, a 72-61 UNM victory in Houston

OLDEST PLAYERS IN DIVISION I

Spencer Johnson (BYU)	Sept. 3, 1997
Jemari Baker Jr. (UNM)	June 12, 1998
Jalen Jordan (MTSU)	June 19, 1998
Trevin Knell (BYU)	Sept. 26, 1998
Michael Hueitt, Jr. (Pitt)	Oct. 2, 1998



2023-24 LOBO BASKETBALL

2023-24 ROSTER

NO.	PLAYER	PRONUNCIATION	POS.	YR.	HT.	HOMETOWN	SOCIAL	
0	JEMARL BAKER, JR.	jamal	G	Grad,	6-5	Menifee, CA	X @jemarlbakerjr	📷 jemarlbakerjr
1	BRADEN APPELHANS	apple-hans	G	R-Fr.	6-7	Blue Springs, MO	X @AppelhansBraden	📷 bradenappelhans1
2	DONOVAN DENT		G	So.	6-2	Riverside, CA	X @Donovandent1	📷 donovandent2
3	TRU WASHINGTON		G	Fr.	6-4	Phoenix, AZ	X @washington_tru	📷 truwashington
5	JAMAL MASHBURN, JR.		G	Sr.*	6-2	Miami, FL	X @its_jaymashjr	📷 jamashburn1
10	JAELEN HOUSE		G	Grad.	6-0	Phoenix, AZ	X @jaelenhouse10	📷 jaelenhouse
11	QUINTON WEBB		G	R-Fr.	6-6	San Bernardino, CA	X @quintonwebb5	📷 quintonwebb11
12	ISAAC MUSHILA	moo-SHE-la	F	Grad.	6-5	Lubumbashi, DR Congo	X @ike_mushila	📷 ike_m12
15	JT TOPPIN		F	Fr.	6-9	Dallas, Texas	X @JToppin5	📷 j1izzle
20	DERAJE AGBAOSI	derr-ah-ZHAY ag-BOW-see	F	Jr.	6-7	Union, NJ		📷 _deraje
21	SEBASTIAN FORSLING		C	Jr.	7-0	Floda, Sweden	X @SebastianForsl5	📷 forsling_sebastian
22	MUSTAPHA AMZIL	AHM-seel	F	Sr.*	6-9	Helsinki, Finland	X @CantStaphMe	📷 mustaphaamzil
23	NELLY JUNIOR JOSEPH		F	Sr.*	6-10	Benin City, Nigeria	X @eazynelz	📷 eazynelz
24	SHANE DOUMA-SANCHEZ	DUE-ma	G	Fr.	6-1	Laguna Pueblo, NM	X @ds32_shaneshane	📷 saucy_shaneshane

* has a super senior year available due to COVID

Head Coach	Richard Pitino	3rd Season / Providence, 2005
Assistant Coach	Isaac Chew	3rd Season / Avila, 1999
Assistant Coach	Tarvish Felton	2nd Season / Southern Utah, 1999
Assistant Coach	Aaron Katsuma	1st Season / Minnesota, 2014
Special Assistant to the Head Coach	Dave Pilipovich	3rd Season / Thiel, 1986
Strength & Conditioning Coach	Matthew Flores	3rd Season / Arizona State, 2012
Video Coordinator	Danny Walters	2nd Season / Texas A&M, 2020
Administrative Assistant	Peyton Stephens	3rd Season / Texas A&M, 2019
Sports Medicine	Ben Felz	2nd Season / Eastern Kentucky, 2009
Communications	Steve Kirkland	3rd Season / Penn State, 2001

THE LAST TIME

A NEW MEXICO PLAYER...

- **Scored 30 points:** Jamal Mashburn, Jr. (31) at San Jose State (2/17/23)
- **Scored 35 points:** Jaelen House (42) at Air Force (2/5/22)
- **Scored 40 points:** Jaelen House (42) at Air Force (2/5/22)
- **Two players with 20 points:** Jamal Mashburn, Jr. (29) and Donovan Dent (25), vs. UT Arlington (11/16/23)
- **Two players with 25 points:** Jamal Mashburn, Jr. (29) and Donovan Dent (25), vs. UT Arlington (11/16/23)
- **Three players with 20 points:** Corey Manigault (28), Zane Martin (23) & Vance Jackson (20) vs. Wyoming (2/8/20)
- **20-point game off the bench:** KJ Jenkins (26) at UNLV (1/11/22)
- **20-points in one half:** Jamal Mashburn, Jr. (22¹) vs. UT Arlington (11/16/23)
- **A player with back-to-back 30-point games:** Ruben Douglas (2/24/03-3/1/03)
- **One player scored in double figures:** at Air Force (2/24/21)
- **No players scored in double figures:** at Boise State (12/23/20)
- **Five players scored in double figures:** at Colorado State (3/3/23)
- **All five starters scored in double figures:** at Utah State (2/1/23)
- **Six players scored in double figures:** Wyoming (1/19/19)
- **Had 15 rebounds:** Morris Udeze (19) vs. Utah Valley (3/15/23) *NIT*
- **Had 20 rebounds:** Carlton Bragg (20) at Wyoming (3/9/19)
- **Two players with 10 rebounds:** Josiah Allick (13) & Morris Udeze (10) vs. Oral Roberts (1/9/23)
- **Double-Double:** JT Toppin vs. UT Arlington (11/16/23)
- **Two players had a double-double:** Morris Udeze & Jaelen House at Nevada (1/23/23)
- **Three players had a double-double:** Corey Manigault, Zane Martin & Vance Jackson (20) vs. Wyoming (2/8/20)
- **Double-Double with points and assists:** Jaelen House at Nevada (1/23/23)
- **Four Double-Doubles in a row:** Morris Udeze (1/7/23-1/17/23)
- **Triple-Double:** Luc Longley vs. Penn State (3/28/90) *NIT*
- **20 points and 20 rebounds:** Carlton Bragg (22/20) at Wyoming (3/9/19)
- **10 assists:** Jaelen House (10) at Nevada (1/23/23)
- **5 Blocked Shots:** Joe Furstinger (5) vs. Boise State (2/18/17)
- **5 Steals:** Jaelen House (5) at San Jose State (2/17/23)
- **Led UNM in Points, Rebounds and Assists:** Makuach Malauch at Fresno State (1/30/21)
- **Hit a last second shot to win a game (1.0 or later):** Donovan Dent vs. UT Arlington (11/16/23), layup with 0.5 left to win 82-80
- **Played the entire game:** Jaelen House at Air Force (2/5/22)
- **Played 40 or more minutes:** Four players at Nevada (2ot) (1/23/23)

NEW MEXICO TEAM...

- **Won in Overtime:** 81-79 vs. Boise State (1/20/23)
- **Lost in Overtime:** 94-97 at Nevada (2ot) (1/23/23)
- **Played Two Overtimes:** L, 94-97 (2ot) at Nevada (1/23/23)
- **Played Three Overtimes:** W, 104-99 (3ot) vs. Fresno State (3/8/96) *WACT*
- **Shot 70 percent for a Half:** 73.3 (22-30)², vs. Houston Baptist (12/22/19)
- **Shot 60 percent in a Game:** 60.7 (34-56) at San Jose State (2/17/23)
- **Shot less than 30 percent in a Game:** 26.8 (15-56) vs. Utah State (1/6/21)
- **Shot 90 percent from the free throw line:** 95.0 (19-20) vs. N. Colorado (11/27/22)
- **Shot 50 percent from 3-point line:** 53.3 (8-15) vs. Fresno State (2/28/23)
- **Shot less than 30 percent in a half:** 27.6 (8-29)¹, vs. Air Force (2/26/22)
- **Shot less than 20 percent in a half:** 19.2 (5-26)¹, vs. Utah State (1/6/21)
- **Shot 55 percent or better and lost:** 59.6 (31-52) vs. New Mexico State (11/17/18)
- **Attempted 50 FTs:** 52 at UTEP (1/2/08)
- **Made 30 FTs:** 36 vs. UTSA (12/10/22)
- **Made 10 3-pt FGs:** 10, vs. Texas Southern (11/6/23)
- **Failed to make a 3-pt FG:** vs. Washington State (12/25/15)
- **Had 50 rebounds:** 53, vs. Texas Southern (11/6/23)
- **Had 25 assists:** 26, vs. San Jose State (1/23/21)
- **Had 15 steals:** 17, vs. McNeese (11/16/19)
- **Had 10 blocks:** 14, vs. Prairie View A&M (12/20/22)
- **Scored 50 pts in a half:** 51², vs. Texas Southern (11/6/23)
- **Scored 60 pts in a half:** 61², vs. Houston Baptist (12/22/19)
- **Scored 100 pts (MW):** 108, at Colorado State (2/28/18)
- **Scored 100 pts (non-conf):** 102, vs. Western New Mexico (12/6/22)
- **Scored under 20 pts in 1st half:** 19, at Fresno State (1/28/21)
- **Scored under 20 pts in 2nd half:** 18, at UNLV (1/18/21)
- **Scored under 50 pts in a game:** 46, at UNLV (1/18/21)
- **Never trailed:** vs. Prairie View A&M (12/20/22)

AN OPPOSING PLAYER...

- **Scored 30 points:** Justin Harmon (32), Utah Valley (3/15/23) *NIT*
- **Scored 35 points:** Hunter Maldonado (36), Wyoming (3/8/23) *MWT*
- **Scored 40 points:** Jordan Caroline (45), Nevada (1/7/17)
- **Two players with 20 points:** Taylor Funk (32) & Steven Ashworth (22), Utah State (3/9/23) *MWT*
- **Two players with 25 points:** Graham Ike (29) & Hunter Maldonado (25), at Wyoming (1/22/22)
- **Three players with 20 points:** Will Baker (28), Jarod Lucas (22) & Kenan Blackshear (20), at Nevada (1/13/23)
- **20-point game off the bench:** Max Rice (22), Boise State (12/23/20)
- **One player scored in double figures:** San Jose State (1/17/23)
- **No players scored in double figures:** ULM (12/13/14)
- **Five players scored in double figures:** UNLV (1/7/23)
- **All five starters scored in double figures:** Utah State (1/8/22)
- **Six players scored in double figures:** Utah State (1/8/22)
- **Had 15 rebounds:** Graham Ike (15), at Wyoming (1/22/22)
- **Had 20 rebounds:** Ryan Watkins (22), Boise State (1/21/14)
- **Two players with 10 rebounds:** Aziz Bandaogo (11) & Tim Fuller (10), Utah Valley (3/15/23) *NIT*
- **Double-Double:** Shemar Wilson & DaJuan Gordon, UT Arlington (11/16/23)
- **Two players had a double-double:** Shemar Wilson & DaJuan Gordon, UT Arlington (11/16/23)
- **Double-Double with points and assists:** Isaiah Stevens, at Colorado State (3/3/23)
- **Triple-Double:** Omari Moore, at San Jose State (2/20/22)
- **10 assists:** Isaiah Stevens (13), at Colorado State (3/3/23)
- **5 Blocked Shots:** Neemias Queta (5), Utah State (1/6/21)
- **5 Steals:** Kenan Blackshear (5), at Nevada (1/23/23)
- **Hit a last second shot to win a game (1.0 or later):** Lamont Butler, San Diego State (2/25/23), three-pointer as time expired to win 73-71

OPPONENT TEAM...

- **Shot 70 percent for a Half:** 73.1 (19-26)², at Air Force (2/10/23)
- **Shot 60 percent in a Game:** 66.0 (35-53) at Air Force (2/10/23)
- **Shot less than 30 percent in a Game:** 29.4 (20-68), Texas Southern (11/6/23)
- **Shot 90 percent from the free throw line:** 92.9 (13-14), Wyoming (2/14/23)
- **Shot 50 percent from 3-point line:** 50.0 (12-24), Utah State (3/9/23) *MWT*
- **Shot less than 30 percent in a half:** 28.6 (10-35)², Texas Southern (11/6/23)
- **Shot less than 20 percent in a half:** 18.5 (5-27)¹, at Fresno State (1/28/21)
- **Shot 55 percent or better and lost:** 57.8 (37-64) at Wyoming (2/20/18)
- **Attempted 50 FTs:** 50, New Mexico State (12/11/82)
- **Made 30 FTs:** 35, Utah State (3/14/19)
- **Made 10 3-pt FGs:** 12, Utah State (3/9/23) *MWT*
- **Failed to make a 3-pt FG:** New Mexico State (12/16/15)
- **Had 50 rebounds:** 52, Boise State (1/15/22)
- **Had 25 assists:** 27, at Colorado State (3/3/21)
- **Had 15 steals:** 15, UAB (11/25/21)
- **Had 10 blocks:** 10, Utah State (1/6/21)
- **Scored 50 pts in a half:** 51², at Colorado State (3/3/23)
- **Scored 60 pts in a half:** 61², at Wyoming (2/20/18)
- **Scored 100 pts (MW):** 105, at Colorado State (1/15/20)
- **Scored 100 pts (non-conf):** 100, at New Mexico State (12/4/18)
- **Scored under 20 pts in 1st half:** 19, at Fresno State (1/28/21)
- **Scored under 20 pts in 2nd half:** 19, New Mexico State (12/3/14)
- **Scored under 50 pts in a game:** 46, Northern New Mexico (2/11/22)
- **Never trailed:** at Saint Mary's (11/9/23)

UPDATED CAREER RECORD BOOK

CAREER SCORING LEADERS

Rk.	Player	Years	Points
1.	Charles Smith	1994-97	1,993
2.	Kenny Thomas	1996-99	1,931
3.	Lamont Long	1997-00	1,840
4.	Clayton Shields	1995-98	1,837
5.	Kendall Williams	2011-14	1,813
6.	Ruben Douglas	2001-03	1,782
7.	Luc Longley	1988-91	1,769
8.	Hunter Greene	1984-88	1,745
9.	Rob Robbins	1988-91	1,739
10.	Willie Long	1969-71	1,542
11.	Mel Daniels	1965-67	1,537
12.	Phil Smith	1981-84	1,477
13.	Kelvin Scarborough	1984-87	1,469
14.	Dairese Gary	2008-11	1,458
15.	Willie Banks	1989-92	1,394
16.	Kenny Page	1980-81	1,387
17.	Makuach Maluach	2018-21	1,308
18.	Jamal Mashburn, Jr.	2022-pres.	1,284
19.	Francis Grant	1960-62	1,282
20.	Elijah Brown	2016-17	1,276
21.	Tony Danridge	2005-09	1,260
22.	Marvin Johnson	1977-78	1,246
23.	Cameron Bairstow	2011-14	1,239
24.	Mark Walters	2003-06	1,200
25.	Roman Martinez	2007-10	1,159
26.	Charlie Thomas	1988-89	1,158
27.	Johnny Brown	1985-86	1,157
28.	Phillip McDonald	2009-12	1,146
29.	David Chiotti	2003-06	1,145
30.	Ike Williams	1991-93	1,086
31.	Jaelen House	2022-pres.	1,075
32.	Chad Toppert	2006-09	1,067
33.	Ira Harge	1963-64	1,016
34.	Rob Loeffel	1986-89	1,011
35.	Alex Kirk	2011-14	1,010
	Ron Becker	1968-70	1,010
37.	Hugh Greenwood	2012-15	1,006

CAREER FT% LEADERS (min 150 attempts)

Rk.	Player	Years	FT-FTA	Avg.
1.	Rob Robbins	1988-91	309-348	.888
2.	Anthony Mathis	2016-19	168-191	.880
3.	Jaelen House	2022-pres.	294-337	.872
4.	Elijah Brown	2016-17	399-475	.840
5.	Tommy Roberts	1971-73	188-225	.836
6.	Ruben Douglas	2001-03	488-588	.830
7.	Greg Brown	1993-94	168-204	.824
8.	Tony Snell	2011-13	165-201	.821
9.	Ron Nelson	1967-68	156-191	.817
10.	Bob Martin	1956-58	170-210	.810
11.	Chad Toppert	2006-09	139-172	.808
12.	Pat King	1973-75	130-161	.807
13.	Dan Darrow	1951-53	162-202	.802
	Jamaal Smith	2007-08	158-197	.802
	Marlow White	1994-95	178-222	.802
16.	Jamal Mashburn, Jr.	2022-pres.	268-336	.798
17.	Mike Lucero	1962-64	192-241	.797
	Damion Walker	1999-00	244-306	.797
19.	Skip Kruzich	1963-65	195-245	.796
20.	Russ Nystedt	1952-54	159-200	.795

CAREER ASSIST LEADERS

Rk.	Player	Years	Assists
1.	Darrell McGee	1987-90	684
2.	Phil Smith	1981-84	630
3.	Kendall Williams	2011-14	617
4.	Kelvin Scarborough	1984-87	574
5.	Dairese Gary	2008-11	564
6.	Petie Gibson	1969-71	560
7.	David Gibson	1995-98	460
8.	Willie Banks	1989-92	419
9.	Marlon Parmer	2000-02	384
10.	Hugh Greenwood	2012-15	372
11.	Charles Smith	1994-97	358
12.	Hunter Greene	1984-88	354
13.	Mike Winters	1984-87	351
14.	Rob Robbins	1988-91	350
15.	Luc Longley	1988-91	317
16.	Royce Olney	1995-98	312
17.	Lamont Long	1997-00	301
18.	Jaelen House	2022-pres.	292
19.	Russell Saunders	1978-79	271
20.	Mark Walters	2003-06	269

CAREER STEAL LEADERS

Rk.	Player	Years	Steals
1.	Kelvin Scarborough	1984-87	235
2.	Hunter Greene	1984-88	203
3.	Phil Smith	1981-84	197
4.	Kendall Williams	2011-14	186
5.	Lamont Long	1997-00	184
6.	Willie Banks	1989-92	182
7.	Charles Smith	1994-97	178
8.	Darrell McGee	1987-90	168
9.	Dairese Gary	2008-11	162
10.	Jaelen House	2022-pres.	156
11.	Mark Walters	2003-06	153
12.	Hugh Greenwood	2012-15	149
13.	David Gibson	1995-98	145
14.	Alan Dolensky	1981-84	142
15.	Roman Martinez	2007-10	136

CAREER FREE THROW LEADERS

Rk.	Player	Years	FTs
1.	Kendall Williams	2011-14	556
2.	Phil Smith	1981-84	547
3.	Dairese Gary	2008-11	537
4.	Kenny Thomas	1996-99	534
5.	Ruben Douglas	2001-03	488
6.	Kelvin Scarborough	1984-87	441
7.	Willie Long	1969-71	422
8.	Cameron Bairstow	2011-14	401
9.	Elijah Brown	2016-17	399
	Lamont Long	1997-00	399
11.	Luc Longley	1988-91	377
12.	Hunter Greene	1984-88	359
13.	Mel Daniels	1965-67	349
14.	Toby Roybal	1953-56	319
15.	Ron Becker	1968-70	317
16.	Charles Smith	1994-97	312
17.	Rob Robbins	1988-91	309
18.	Willie Banks	1989-92	298
19.	Jaelen House	2022-pres.	294
20.	Danny Granger	2004-05	287



2023-24 LOBO BASKETBALL

NEW MEXICO 92 TEXAS SOUTHERN 55

GAME #1
Nov. 6, 2023
The Pit (11,106)
Albuquerque, NM

TXSO (0-1)	FG	3FG	FT	O-D-T	PF	TP	A	TO	BS	S	MP
1 Hunter*	1-3	0-0	0-0	2-3-5	4	2	1	2	3	0	16
2 Young*	1-1	0-0	2-2	2-0-2	1	4	1	0	0	1	19
3 Henry*	3-14	1-5	0-0	0-3-3	2	7	0	4	0	1	24
11 Cisse*	3-15	1-4	4-7	2-0-2	2	11	4	2	0	1	29
32 Farooq*	2-5	2-2	0-0	1-5-6	1	6	0	1	1	0	21
0 Granger	1-4	0-1	1-3	2-3-5	1	3	1	0	3	1	19
4 Craig	0-0	0-0	0-0	0-0-0	0	0	0	0	0	0	2
5 Wysinger	4-12	0-6	2-4	0-5-5	2	10	1	1	0	0	20
7 Stroud	0-5	0-2	0-0	0-0-0	0	0	1	0	0	0	13
8 O'Neal	3-3	1-1	1-3	0-2-2	2	8	0	0	0	1	17
25 Carter	2-6	0-3	0-0	1-2-3	5	4	0	2	2	0	20
TEAM				1-3-4							
Totals	20-68	5-24	10-19	11-26-37	20	55	9	12	9	5	200
UNM (1-0)	FG	3FG	FT	O-D-T	PF	TP	A	TO	BS	S	MP
22 Amzli*	2-6	0-2	0-0	0-1-1	2	4	0	0	0	0	17
23 Joseph*	3-9	0-0	2-3	3-2-5	2	8	0	0	0	2	21
2 Dent*	4-8	2-3	2-2	0-4-4	2	12	6	1	1	1	25
5 Mashburn*	5-10	2-3	3-4	0-3-3	0	15	5	0	0	0	27
10 House*	1-6	1-3	5-5	0-2-2	2	8	4	4	1	2	19
0 Baker	2-3	1-2	0-0	0-2-2	0	5	2	0	0	0	15
1 Appelhans	3-6	3-6	2-2	0-3-3	2	11	0	1	0	0	10
3 Washington	2-6	0-1	2-4	2-4-6	3	6	2	1	0	1	15
11 Webb	1-2	1-2	1-2	0-4-4	0	4	0	0	1	1	12
12 Mushila	0-2	0-0	0-0	2-1-3	1	0	1	0	0	0	9
15 Toppin	4-6	0-1	3-3	3-6-9	2	11	0	2	2	2	18
21 Forsling	3-3	0-0	2-2	0-3-3	1	8	0	0	0	0	11
TEAM				3-5-8							
Totals	30-67	10-23	22-27	13-40-53	17	92	20	9	5	9	200
Texas Southern	1st	2nd	Total	FG%	3FG%	FT%					
New Mexico	24	31	55	29.4	20.8	52.6					
	41	51	92	44.8	43.5	81.5					

Points in the Paint-TXSO 26, UNM 34; Points off Turnovers-TXSO 6, UNM 13
 2nd Chance Points-TXSO 5, UNM 12; Fast Break Points-TXSO 10, UNM 18
 Bench Points-TXSO 25, UNM 45; Score Tied-1 time. Lead changed-3 times.
 Largest lead-TXSO by 4 1st-17:48, UNM by 37 2nd-1:18.
 TXSO led for 3:28, UNM led for 35:40, Game tied 0:52.
 Officials: Tommy Nunez, Tommy Johnson, Doug Sturdivan
 Technicals: none

#23 SAINT MARY'S 72 NEW MEXICO 58

GAME #2
Nov. 9, 2023
UCU Pavilion (3,500)
Moraga, CA

UNM (1-1)	FG	3FG	FT	O-D-T	PF	TP	A	TO	BS	S	MP
15 Toppin*	4-6	0-1	0-0	2-4-6	5	8	0	1	1	0	16
22 Amzli*	1-4	1-2	2-3	0-2-2	3	5	0	1	0	1	22
23 Joseph*	5-11	0-0	1-5	6-7-13	3	11	1	1	1	0	28
2 Dent*	5-12	1-1	4-6	0-2-2	4	15	5	2	0	3	29
5 Mashburn*	3-16	1-3	0-0	0-2-2	1	7	0	3	0	1	33
0 Baker	1-4	0-2	0-0	0-3-3	0	2	2	2	0	0	23
1 Appelhans	0-0	0-0	0-0	0-0-0	0	0	0	0	0	0	1
3 Washington	2-6	0-1	1-1	1-1-2	2	5	1	1	0	2	24
11 Webb	2-3	1-2	0-0	0-1-1	1	5	0	0	0	1	14
12 Mushila	0-0	0-0	0-0	0-0-0	1	0	0	0	0	0	2
21 Forsling	0-0	0-0	0-0	0-1-1	1	0	1	1	0	0	8
TEAM				5-0-5							
Totals	23-62	4-12	8-15	14-23-37	21	58	10	13	2	8	200
SMC (2-0)	FG	3FG	FT	O-D-T	PF	TP	A	TO	BS	S	MP
5 Jefferson*	2-3	0-1	2-4	0-2-2	3	6	1	1	1	4	26
11 Saxen*	2-5	0-0	3-4	2-5-7	3	7	2	2	3	0	23
3 Marculionis*	2-9	0-2	5-8	0-3-3	2	9	5	2	0	3	29
20 Mahaney*	9-19	5-10	2-4	0-4-4	2	25	2	3	0	1	34
44 Ducas*	1-4	1-3	0-0	1-5-6	1	3	1	1	1	0	24
1 Wessels	4-6	0-0	4-5	4-1-5	4	12	0	3	1	0	14
2 Ross	1-1	0-0	0-0	0-0-0	1	2	1	0	0	0	2
14 Hawke	0-0	0-0	0-0	0-0-0	0	0	0	0	0	0	2
15 Howell	0-1	0-0	0-0	1-0-1	1	0	0	0	0	0	16
22 Bennett	0-0	0-0	0-0	0-0-0	0	0	0	0	0	0	2
24 Gad	0-0	0-0	0-0	0-0-0	0	0	0	0	0	0	1
25 Forbes	3-4	0-0	0-0	0-1-1	1	6	0	0	0	0	14
33 Barrett	1-3	0-1	0-0	5-2-7	0	2	1	0	0	0	12
TEAM				1-4-5							
Totals	25-55	6-17	16-25	14-27-41	18	72	13	13	6	8	200
New Mexico	1st	2nd	Total	FG%	3FG%	FT%					
Saint Mary's	25	33	58	37.1	33.3	53.3					
	40	32	72	45.5	35.3	64.0					

Points in the Paint-UNM 34, SMC 38; Points off Turnovers-UNM 11, SMC 15
 2nd Chance Points-UNM 15, SMC 17; Fast Break Points-UNM 8, SMC 2
 Bench Points-UNM 12, SMC 22; Score Tied-0 times. Lead changed-0 times.
 Largest lead-UNM - none, SMC by 22 2nd-13:29.
 UNM led for 0:00, SMC led for 39:24, Game tied 0:36.
 Officials: Ray Natili, Gregory Nixon, Michael Irving
 Technicals: none

NEW MEXICO 82 UT ARLINGTON 80

GAME #3
Nov. 16, 2023
The Pit (10,484)
Albuquerque, NM

UTA (2-1)	FG	3FG	FT	O-D-T	PF	TP	A	TO	BS	S	MP
11 Koroma*	0-0	0-0	0-0	2-3-5	5	0	2	1	0	1	25
22 Wilson*	11-13	0-1	7-9	7-4-11	4	29	1	1	2	0	34
3 Gordon*	5-17	0-6	3-4	3-11-14	3	13	5	4	0	0	36
4 Vring*	2-5	0-2	0-0	0-1-1	2	4	1	1	0	1	21
5 Talbot*	3-10	1-5	0-0	1-6-7	3	7	2	1	0	1	28
00 Cash	3-5	1-2	0-0	0-3-3	2	7	0	0	0	0	21
2 Williams	2-8	1-3	5-7	0-1-1	2	10	0	4	0	0	26
13 Douglas	1-4	1-3	0-0	1-0-1	1	3	0	0	0	0	5
30 Basili	3-3	1-1	0-0	0-0-0	2	7	0	0	0	0	6
TEAM				1-1-2							
Totals	30-65	5-23	15-20	15-30-45	24	80	11	14	2	3	200
UNM (2-1)	FG	3FG	FT	O-D-T	PF	TP	A	TO	BS	S	MP
15 Toppin*	7-11	0-1	1-2	4-6-10	2	15	0	1	1	0	27
23 Joseph*	1-2	0-0	3-4	1-4-5	3	5	0	0	3	0	22
0 Baker*	0-4	0-3	3-4	0-1-1	4	3	2	0	1	1	28
2 Dent*	11-18	1-3	2-3	1-1-2	3	25	5	4	1	2	34
5 Mashburn*	9-23	2-5	9-13	0-1-1	0	29	1	0	0	0	37
3 Washington	2-6	1-3	0-0	2-1-3	2	5	0	2	0	1	17
11 Webb	0-1	0-1	0-0	0-1-1	0	0	0	0	0	0	4
12 Mushila	0-2	0-1	0-0	2-1-3	2	0	0	0	1	0	13
22 Amzli	0-2	0-0	1-3-4	3-3-6	2	0	0	0	0	0	19
TEAM				3-3-6							
Totals	30-69	4-19	18-26	14-22-36	18	82	8	8	6	4	200
UT Arlington	1st	2nd	Total	FG%	3FG%	FT%					
New Mexico	36	44	80	46.2	21.7	75.0					
	48	34	82	43.5	21.1	69.2					

Points in the Paint-UTA 48, UNM 44; Points off Turnovers-UTA 7, UNM 11
 2nd Chance Points-UTA 22, UNM 8; Fast Break Points-UTA 3, UNM 16
 Bench Points-UTA 27, UNM 5; Score Tied-7 times. Lead changed-3 times.
 Largest lead-UTA by 2 1st-19:00, UNM by 12 1st-0:04.
 UTA led for 1:41, UNM led for 32:52, Game tied 5:27.
 Officials: Randy McCall, Verne Harris, Michael Greenstein
 Technicals: UTA-Basili, Koroma, Wilson (2); UNM-Amzli, Washington



2023-24 LOBO BASKETBALL

SUPERLATIVES...

LARGEST LEAD AT ANY TIME:	37 (92-55), vs. Texas Southern (Nov. 6)
LARGEST DEFICIT AT ANY TIME:	22 (31-53), at Saint Mary's (Nov. 9)
LARGEST DEFICIT OVERCOME TO WIN:	4 (3-7), vs. Texas Southern (Nov. 6)
LARGEST LEAD SURRENDERED IN A LOSS:	--
LARGEST HALFTIME LEAD:	17 (41-24), vs. Texas Southern (Nov. 6)
LARGEST HALFTIME DEFICIT:	15 (25-40), at Saint Mary's (Nov. 9)
LARGEST HALFTIME DEFICIT OVERCOME TO WIN:	--
LARGEST HALFTIME LEAD SURRENDERED IN A LOSS:	--
MOST CONSECUTIVE POINTS SCORED:	14 vs. Texas Southern (Nov. 6)
MOST CONSECUTIVE POINTS ALLOWED:	8 at Saint Mary's (Nov. 9)

SPECIALTY STATS...

POINTS OFF TURNOVERS	NEW MEXICO	OPPONENT
Average	11.7	9.3
High	13 vs. Texas Southern (Nov. 6)	15 by Saint Mary's (Nov. 9)
Low	11, twice	6 by Texas Southern (Nov. 6)

2ND CHANCE POINTS	NEW MEXICO	OPPONENT
Average	11.7	14.7
High	15 at Saint Mary's (Nov. 9)	22 by UT Arlington (Nov. 16)
Low	8 vs. UT Arlington (Nov. 16)	5 by Texas Southern (Nov. 6)

POINTS IN THE PAINT	NEW MEXICO	OPPONENT
Average	37.3	37.3
High	44, vs. UT Arlington (Nov. 16)	48 by UT Arlington (Nov. 16)
Low	34, twice	26 by Texas Southern (Nov. 6)

FAST BREAK POINTS	NEW MEXICO	OPPONENT
Average	14.0	5.0
High	18 vs. Texas Southern (Nov. 6)	10 by Texas Southern (Nov. 6)
Low	8 at Saint Mary's (Nov. 9)	2 by Saint Mary's (Nov. 9)

BENCH POINTS	NEW MEXICO	OPPONENT
Average	20.7	24.7
High	45 vs. Texas Southern (Nov. 6)	27 by UT Arlington (Nov. 16)
Low	5 vs. UT Arlington (Nov. 16)	22 by Saint Mary's (Nov. 9)

LOBO LEADERS...

POINTS	2023-24	CAREER	REBOUNDS	2023-24	CAREER
Jamal Mashburn, Jr.	2	33	JT Toppin	2	2
Donovan Dent	1	1	Nelly Junior Joseph	1	1
Jaelen House	-	21	Jaelen House	-	3
			Sebastian Forsling	-	2
ASSISTS	2023-24	CAREER	STEALS	2023-24	CAREER
Donovan Dent	3	12	Donovan Dent	2	9
Jaelen House	-	46	Jaelen House	1	45
Jamal Mashburn, Jr.	-	12	Nelly Junior Joseph	1	1
			JT Toppin	1	1
BLOCKS	2023-24	CAREER	Jamal Mashburn, Jr.	-	8
JT Toppin	2	2	Sebastian Forsling	-	2
Nelly Junior Joseph	2	2			
Donovan Dent	-	11			
Jaelen House	-	10			
Sebastian Forsling	-	9			

NEW MEXICO'S RECORD...

Home.....	2-0
Road	0-1
Neutral	0-0
Ranked Opponent (either AP or Coaches).....	0-1
Unranked Opponent.....	2-0
Leads at halftime.....	2-0
Trails at halftime.....	0-1
Tied at halftime.....	0-0
Goes into overtime.....	0-0
Leads by 10 or more points.....	2-0
Trails by 10 or more points.....	0-1
Shoots 50% or better.....	0-0
Shoots less than 50%.....	2-1
Shoots less than 45%.....	2-1
Shoots less than 40%.....	0-1
Opponent shoots 50% or better.....	0-0
Opponent shoots less than 50%.....	2-1
Opponent shoots less than 45%.....	1-0
Opponent shoots less than 40%.....	1-0
Has higher FG% than opponent.....	1-0
Has lower FG% than opponent.....	1-1
Has same FG% as opponent.....	0-0
Outrebounds its opponent.....	1-0
Outrebounded by opponent.....	1-1
Has same rebounds as opponent.....	0-0
Has more offensive rebounds than opponent.....	1-0
Has fewer offensive rebounds than opponent.....	1-0
Has same offensive rebounds as opponent.....	0-1
Has fewer turnovers than opponent.....	2-0
Has more turnovers than opponent.....	0-0
Has same turnovers as opponent.....	0-1
Has fewer than 10 turnovers.....	2-0
Opponent has fewer than 10 turnovers.....	0-0
Shoots more FTs than opponent.....	2-0
Shoots fewer FTs than opponent.....	0-1
Shoots the same FTs as opponent.....	0-0
Has game decided by 10 points or less or OT.....	1-0
Has game decided by 5 points or less or OT.....	1-0
Scores <60 points.....	0-1
Scores 60-69 points.....	0-0
Scores 70-79 points.....	0-0
Scores 80-89 points.....	1-0
Scores 90+ points.....	1-0
Allows <60 points.....	1-0
Allows 60-69 points.....	0-0
Allows 70-79 points.....	0-1
Allows 80-89 points.....	1-0
Allows 90+ points.....	0-0
Wins the tip.....	1-1
Loses the tip.....	1-0
White uniforms.....	1-0
Red uniforms.....	0-1
Turquoise uniforms.....	1-0

Graduate | Guard | 6-5 | 200 | Menifee, CA | Eleanor Roosevelt HS [Kentucky/Arizona/Fresno State]



Season Highs

Pts	5	vs. Texas Southern (11/6/23)
Reb	3	at Saint Mary's (11/9/23)
FG	2	vs. Texas Southern (11/6/23)
FGA	4	twice
3FG	1	vs. Texas Southern (11/6/23)
3FGA	3	vs. UT Arlington (11/16/23)
FT	3	vs. UT Arlington (11/16/23)
FTA	4	vs. UT Arlington (11/16/23)
Ast	2	three times
Blk	1	vs. UT Arlington (11/16/23)
Stl	1	vs. UT Arlington (11/16/23)
Min	28	vs. UT Arlington (11/16/23)

Career Highs

43	vs. Chicago State (3/4/23) ^{FS}
7	twice
13	vs. Chicago State (3/4/23) ^{FS}
20	vs. Vanderbilt (11/24/22) ^{FS}
10	vs. Chicago State (3/4/23) ^{FS}
13	vs. Stanford (12/19/20) ^{UA}
7	three times
10	at UNLV (2/3/23) ^{FS}
7	three times
3	at Washington (12/31/20) ^{UA}
4	at Wyoming (1/31/23) ^{FS}
39	twice

MW Career Highs

23	at UNLV (2/3/23) ^{FS}
7	vs. Nevada (2/24/23) ^{FS}
8	twice
18	at Utah State (12/31/22) ^{FS}
4	twice
11	at Nevada (2/10/23) ^{FS}
7	twice
10	at UNLV (2/3/23) ^{FS}
6	twice
--	
4	at Wyoming (1/31/23) ^{FS}
38	vs. Nevada (2/24/23) ^{FS}

3.3 PPG | 2.0 RPG | 22.3 MPG | 2.0 APG

2023-24 GAME-BY-GAME

Opponent	MP	FG-A	3G-A	FT-A	O-D-T	PF	A	TO	BS	ST	TP
Texas Southern	15	2-3	1-2	0-0	0-2-2	0	2	0	0	0	5
at Saint Mary's	23	1-4	0-2	0-0	0-3-3	0	2	2	0	0	2
UT Arlington*	28	0-4	0-3	3-4	0-1-1	4	2	0	1	1	3

* game started

SEASON NOTES

- Tri-Captain
- Had three points and a key final-minute block in first start of the season vs. UT Arlington (Nov. 16)
- Scored five points vs. Texas Southern in UNM debut (Nov. 6)
- Missed the NM Highlands exhibition due to injury (Nov. 1)
- Made UNM debut in CSU Pueblo exhibition (Oct. 26)

	2023-24	CAREER	STREAK
Double Figure Scoring	-	28	-
20-Point Games	-	7	-
30-Point Games	-	2	-
40-Point Games	-	1	-

CAREER STATISTICS

Year	G-GS	Min-Avg.	FG-FGA	Pct.	3FG-3FGA	Pct.	FT-FTA	Pct.	Off-Def.	Reb-Avg.	PF-DQ	Ast	TO	Blk	Stl	Pts-Avg
2018-19 \$	28-0	254-9.1	20-61	.328	13-42	.310	11-15	.733	1-14	15-0.5	23-0	12	10	2	4	64-2.3
Conf	18-0	156-8.7	12-38	.316	7-28	.250	3-6	.500	0-9	9-0.5	16-0	10	7	1	2	34-1.9
2019-20 &	32-0	620-19.4	64-177	.362	36-105	.343	19-23	.826	11-64	75-2.3	53-1	73	23	5	23	183-5.7
Conf	18-0	366-20.3	29-90	.322	15-57	.263	10-13	.769	9-37	46-2.6	30-0	36	15	3	10	83-4.6
2020-21 &	12-12	353-29.4	50-124	.403	24-70	.343	20-24	.833	2-32	34-2.8	22-1	21	12	4	7	144-12.0
Conf	6-6	181-30.2	20-64	.313	12-39	.308	13-16	.813	2-15	17-2.8	13-0	9	6	3	3	65-10.8
2021-22 %	5-2	121-24.3	14-41	.341	5-23	.217	10-11	.909	1-17	18-3.6	4-0	10	10	1	6	43-8.6
Conf	--	--	--	--	--	--	--	--	--	--	--	--	--	--	--	--
2022-23 %	28-28	888-31.7	123-314	.392	55-168	.327	50-66	.758	11-72	83-3.0	51-0	81	43	1	28	351-12.5
Conf	16-16	519-32.4	70-184	.380	30-102	.294	31-38	.816	5-43	48-3.0	33-0	45	30	0	17	201-12.6
2023-24	3-1	67-22.3	3-11	.273	1-7	.143	3-4	.750	0-6	6-2.0	4-0	6	2	1	1	10-3.3
Conf	--	--	--	--	--	--	--	--	--	--	--	--	--	--	--	--
CAREER	108-43	2303-21.3	274-728	.376	134-415	.323	113-143	.790	26-205	231-2.1	157-2	203	100	14	69	795-7.4

\$ at Kentucky | & at Arizona | % at Fresno State



#1

BRADEN APPELHANS

"apple-hahns"

R-Freshman | Guard | 6-7 | 195 | Blue Springs, MO | Western Reserve Academy

**Season Highs**

Pts	11	vs. Texas Southern (11/6/23)
Reb	3	vs. Texas Southern (11/6/23)
FG	3	vs. Texas Southern (11/6/23)
FGA	6	vs. Texas Southern (11/6/23)
3FG	3	vs. Texas Southern (11/6/23)
3FGA	6	vs. Texas Southern (11/6/23)
FT	2	vs. Texas Southern (11/6/23)
FTA	2	vs. Texas Southern (11/6/23)
Ast	--	
Blk	--	
Stl	--	
Min	10	vs. Texas Southern (11/6/23)

Career Highs

11	vs. Texas Southern (11/6/23)
5	vs. Western New Mexico (12/6/22)
3	vs. Texas Southern (11/6/23)
6	vs. Texas Southern (11/6/23)
3	vs. Texas Southern (11/6/23)
6	vs. Texas Southern (11/6/23)
2	vs. Texas Southern (11/6/23)
2	twice
1	vs. Western New Mexico (12/6/22)
2	vs. Prairie View A&M (12/20/22)
1	vs. Western New Mexico (12/6/22)
20	vs. Western New Mexico (12/6/22)

MW Career Highs

--	
--	
--	
1	vs. Colorado State (12/28/22)
--	
--	
--	
--	
--	
2	vs. Colorado State (12/28/22)

5.5 PPG | 1.5 RPG | 5.5 MPG**2023-24 GAME-BY-GAME**

Opponent	MP	FG-A	3G-A	FT-A	O-D-T	PF	A	TO	BS	ST	TP
Texas Southern	10	3-6	3-6	2-2	0-3-3	2	0	1	0	0	11
at Saint Mary's	1	0-0	0-0	0-0	0-0-0	0	0	0	0	0	0
UT Arlington					-INJ-						

SEASON NOTES

- Scored a career-high 11 points (3-6 3FG) vs. Texas Southern (Nov. 6)
- Appeared in both exhibitions off the bench, his first game action since Jan. 3 of last season

	2023-24	CAREER	STREAK
Double Figure Scoring	1	1	-

CAREER STATISTICS

Year	G-GS	Min-Avg.	FG-FGA	Pct.	3FG-3FGA	Pct.	FT-FTA	Pct.	Off-Def.	Reb-Avg.	PF-DQ	Ast	TO	Blk	Stl	Pts-Avg
2022-23	10-0	62-6.2	4-15	.267	2-11	.182	0-2	.000	0-12	12-1.2	5-0	1	1	3	1	10-1.0
Conf	2-0	2-1.0	0-1	.000	0-0	.000	0-0	.000	0-0	0-0.0	0-0	0	0	0	0	0-0.0
2023-24	2-0	11-5.5	3-6	.500	3-6	.500	2-2	1.000	0-3	3-1.5	2-0	0	1	0	0	11-5.5
Conf	--	--	--	--	--	--	--	--	--	--	--	--	--	--	--	--
CAREER	12-0	73-6.1	7-21	.333	5-17	.294	2-4	.500	0-15	15-1.3	7-0	1	2	3	1	21-1.8



#2 DONOVAN DENT

Sophomore | Guard | 6-2 | 175 | Riverside, CA | Centennial HS



Season Highs

Pts	25	vs. UT Arlington (11/16/23)
Reb	4	vs. Texas Southern (11/6/23)
FG	11	vs. UT Arlington (11/16/23)
FGA	18	vs. UT Arlington (11/16/23)
3FG	2	vs. Texas Southern (11/6/23)
3FGA	3	twice
FT	4	at Saint Mary's (11/9/23)
FTA	6	at Saint Mary's (11/9/23)
Ast	6	vs. Texas Southern (11/6/23)
Blk	1	twice
Stl	3	at Saint Mary's (11/9/23)
Min	34	vs. UT Arlington (11/16/23)

Career Highs

25	vs. UT Arlington (11/16/23)
6	at Saint Mary's (11/30/22)
11	vs. UT Arlington (11/16/23)
18	vs. UT Arlington (11/16/23)
2	vs. Texas Southern (11/6/23)
3	three times
6	vs. Prairie View A&M (12/20/22)
7	twice
7	three times
3	twice
3	twice
34	vs. UT Arlington (11/16/23)

MW Career Highs

12	at Colorado State (3/3/23)
5	at Air Force (2/10/23)
5	at Colorado State (3/3/23)
9	vs. Wyoming (2/14/23)
1	twice
3	vs. Wyoming (2/14/23)
4	at Air Force (2/10/23)
7	at Air Force (2/10/23)
6	vs. Utah State (3/9/23) ^{MWIT}
3	vs. Boise State (1/20/23)
3	at Air Force (2/10/23)
27	twice

17.3 PPG | 5.3 APG | 29.3 MPG | 2.0 SPG

2023-24 GAME-BY-GAME

Opponent	MP	FG-A	3G-A	FT-A	O-D-T	PF	A	TO	BS	ST	TP
Texas Southern*	25	4-8	2-3	2-2	0-4-4	2	6	1	1	1	12
at Saint Mary's*	29	5-12	1-1	4-6	0-2-2	4	5	2	0	3	15
UT Arlington*	34	11-18	1-3	2-3	1-1-2	3	5	4	1	2	25

*game started

SEASON NOTES

- Scored a career-high 25 points, including the game-winning layup with 0.5 left, vs. UT Arlington (Nov. 16)
- 15 points and five assists, at No.23 Saint Mary's (Nov. 9)
- Had 12 points and six assists vs. Texas Southern (Nov. 6)
- Averaged 24.5 points and 5.0 assists per game in the two exhibition wins over CSU Pueblo and NM Highlands

	2023-24	CAREER	STREAK
Double Figure Scoring	3	9	3
20-Point Games	1	1	1

CAREER STATISTICS

Year	G-GS	Min-Avg.	FG-FGA	Pct.	3FG-3FGA	Pct.	FT-FTA	Pct.	Off-Def.	Reb-Avg.	PF-DQ	Ast	TO	Blk	Stl	Pts-Avg
2022-23	34-2	629-18.5	69-136	.507	4-19	.211	50-73	.685	10-59	69-2.0	61-1	79	55	25	30	192-5.6
Conf	18-2	319-17.7	31-67	.463	2-13	.154	24-34	.706	4-31	35-1.9	35-1	31	30	10	17	88-4.9
2023-24	3-3	88-29.3	20-38	.526	4-7	.571	8-11	.727	1-7	8-2.7	9-0	16	7	2	6	52-17.3
Conf	--	--	--	--	--	--	--	--	--	--	--	--	--	--	--	--
CAREER	37-5	717-19.4	89-174	.511	8-26	.308	58-84	.690	11-66	77-2.1	70-1	95	62	27	36	244-6.6

Senior | Guard | 6-2 | 195 | Miami, FL | Brewster Academy [Minnesota]



Season Highs

Pts	29	vs. UT Arlington (11/16/23)
Reb	3	vs. Texas Southern (11/6/23)
FG	9	vs. UT Arlington (11/16/23)
FGA	23	vs. UT Arlington (11/16/23)
3FG	2	twice
3FGA	5	vs. UT Arlington (11/16/23)
FT	9	vs. UT Arlington (11/16/23)
FTA	13	vs. UT Arlington (11/16/23)
Ast	5	vs. Texas Southern (11/6/23)
Blk	--	
Stl	1	at Saint Mary's (11/9/23)
Min	37	vs. UT Arlington (11/16/23)

Career Highs

33	at Nevada (1/23/23)
7	twice
13	at Air Force (2/10/23)
25	vs. Utah State (3/9/23)
4	five times
11	vs. Norfolk State (12/21/21)
10	at Air Force (2/10/23)
13	vs. UT Arlington (11/16/23)
8	vs. Utah State (1/8/22)
1	nine times
4	at Wyoming (1/22/22)
43	twice

MW Career Highs

33	at Nevada (1/23/23)
7	vs. Boise State (1/20/23)
13	at Air Force (2/10/23)
25	vs. Utah State (3/9/23) ^{MW}
4	four times
8	twice
10	at Air Force (2/10/23)
12	twice
8	vs. Utah State (1/8/22)
1	vs. Air Force (2/26/22)
4	at Wyoming (1/22/22)
43	twice

17.0 PPG | 2.0 APG | 32.3 MPG

2023-24 GAME-BY-GAME

Opponent	MP	FG-A	3G-A	FT-A	O-D-T	PF	A	TO	BS	ST	TP
Texas Southern*	27	5-10	2-3	3-4	0-3-3	0	5	0	0	0	15
at Saint Mary's*	33	3-16	1-3	0-0	0-2-2	1	0	3	0	1	7
UT Arlington*	37	9-23	2-5	9-13	0-1-1	0	1	0	0	0	29

* game started

SEASON NOTES

- Tri-Captain
- Preseason All-Mountain West
- Season-high 29 points vs. UT Arlington (Nov. 16), including 22 in first half (most by a Lobo since 2015-16)
- Had 15 points and five assists vs. Texas Southern (Nov. 6)
- Averaged 21.5 points and 4.0 rebounds per game in the two exhibition wins over CSU Pueblo and NM Highlands

UNM CAREER RECORD BOOK

	Total	Rank	Up Next
Points:	1,284	18th	Makuach Maluach (1,308-17th)

	2023-24	CAREER	STREAK
Double Figure Scoring	2	79	1
20-Point Games	1	32	1
30-Point Games	-	2	-

CAREER STATISTICS

Year	G-GS	Min-Avg.	FG-FGA	Pct.	3FG-3FGA	Pct.	FT-FTA	Pct.	Off-Def.	Reb-Avg.	PF-DQ	Ast	TO	Blk	Stl	Pts-Avg
2020-21 ^	29-8	641-22.1	85-243	.350	24-87	.276	43-54	.796	7-38	45-1.6	42-0	45	30	3	12	237-8.2
Conf	20-6	489-24.5	62-182	.341	9-67	.284	33-40	.825	4-35	39-2.0	33-0	29	24	2	8	176-8.8
2021-22	32-32	1084-33.9	207-484	.428	50-146	.342	118-150	.787	8-79	87-2.7	58-1	67	66	4	19	582-18.2
Conf	17-17	600-35.3	107-260	.412	24-71	.338	69-89	.775	3-45	48-2.8	36-1	36	32	1	11	307-18.1
2022-23	34-34	1145-33.7	233-545	.428	47-123	.382	138-169	.817	10-98	108-3.2	77-0	70	56	2	25	651-19.1
Conf	18-18	630-35.0	134-307	.436	29-73	.397	81-98	.827	5-47	52-2.9	45-0	35	33	0	12	378-21.0
2023-24	3-3	97-32.3	17-49	.347	5-11	.455	12-17	.706	0-6	6-2.0	1-0	6	3	0	1	51-17.0
Conf	--	--	--	--	--	--	--	--	--	--	--	--	--	--	--	--
Total	98-77	2966-30.3	542-1321	.410	126-367	.343	311-390	.797	25-221	246-2.5	178-1	188	155	9	57	1521-15.5
UNM Total	69-69	2326-33.7	457-1078	.424	102-280	.364	268-336	.798	18-183	201-2.9	136-1	143	125	6	45	1284-18.6

^ at Minnesota



#10 JAELEN HOUSE

Graduate | Guard | 6-0 | 175 | Phoenix, AZ | Shadow Mountain HS [Arizona State]



Season Highs

Pts	8	vs. Texas Southern (11/6/23)
Reb	2	vs. Texas Southern (11/6/23)
FG	1	vs. Texas Southern (11/6/23)
FGA	6	vs. Texas Southern (11/6/23)
3FG	1	vs. Texas Southern (11/6/23)
3FGA	3	vs. Texas Southern (11/6/23)
FT	5	vs. Texas Southern (11/6/23)
FTA	5	vs. Texas Southern (11/6/23)
Ast	4	vs. Texas Southern (11/6/23)
Blk	1	vs. Texas Southern (11/6/23)
Stl	2	vs. Texas Southern (11/6/23)
Min	19	vs. Texas Southern (11/6/23)

Career Highs

42	at Air Force (2/5/22)
8	at Air Force (2/5/22)
15	at Air Force (2/5/22)
23	vs. Wyoming (2/15/22)
5	twice
9	three times
12	vs. UNLV (3/5/22)
13	vs. UNLV (3/5/22)
12	vs. San Jose State (1/28/22)
3	twice
8	vs. Grambling State (11/15/21)
47	at Nevada (1/23/23)

MW Career Highs

42	at Air Force (2/5/22)
8	at Air Force (2/5/22)
15	at Air Force (2/5/22)
23	vs. Wyoming (2/15/22)
5	vs. Colorado State (12/28/22)
9	twice
12	vs. UNLV (3/5/22)
13	vs. UNLV (3/5/22)
12	vs. San Jose State (1/28/22)
3	at Wyoming (12/31/22)
6	twice
47	at Nevada (1/23/23)

8.0 PPG | 4.0 APG | 19.0 MPG

2023-24 GAME-BY-GAME

Opponent	MP	FG-A	3G-A	FT-A	O-D-T	PF	A	TO	BS	ST	TP
Texas Southern*	19	1-6	1-3	5-5	0-2-2	2	4	4	1	2	8
at Saint Mary's					-INJ-						
UT Arlington					-INJ-						

* game started

SEASON NOTES

- Tri-Captain
- Preseason All-Mountain West
- Missed last two games due to injury
- Had eight points and four assists vs. Texas Southern (Nov. 6)
- Missed both exhibitions due to injury

UNM CAREER RECORD BOOK

	Total	Rank	Up Next
Points:	1,075	31st	Ike Williams (1,086-30th)
Assists:	292	18th	Lamont Long (301-17th)
Steals:	156	10th	Dairese Gary (162-9th)
FT%	.872	3rd	Anthony Mathis (.880-2nd)

	2023-24	CAREER	STREAK
Double Figure Scoring	-	59	-
20-Point Games	-	20	-
30-Point Games	-	4	-
40-Point Games	-	1	-
Double-Doubles	-	2	-
10-Assist Games	-	2	-

CAREER STATISTICS

Year	G-GS	Min-Avg.	FG-FGA	Pct.	3FG-3FGA	Pct.	FT-FTA	Pct.	Off-Def.	Reb-Avg.	PF-DQ	Ast	TO	Blk	Stl	Pts-Avg
2019-20 ^	30-0	481-16.0	34-123	.276	16-60	.267	33-43	.767	11-46	57-1.9	52-0	35	25	2	38	117-3.9
Conf	18-0	238-13.2	7-50	.140	4-25	.160	13-20	.650	4-17	21-1.2	28-0	11	9	1	16	31-1.7
2020-21 ^	21-0	393-18.7	40-103	.388	23-59	.390	9-13	.692	4-38	42-2.0	33-0	31	26	0	34	112-5.3
Conf	14-0	275-19.6	30-72	.417	17-42	.405	5-9	.556	2-25	27-1.9	23-0	18	17	0	20	82-5.9
2021-22	31-31	995-32.1	167-403	.414	47-148	.318	144-162	.889	16-97	113-3.6	85-2	139	105	9	68	525-16.9
Conf	17-17	568-33.4	98-228	.430	24-76	.316	77-84	.917	13-59	72-4.2	45-1	74	66	6	39	297-17.5
2022-23	32-32	1008-31.5	170-392	.434	57-151	.377	145-170	.853	14-112	126-3.9	79-2	149	71	20	86	542-16.9
Conf	16-16	533-33.3	91-212	.429	28-80	.350	64-73	.877	7-61	68-4.3	43-2	68	39	9	41	274-17.1
2023-24	1-1	19-19.0	1-6	.167	1-3	.333	5-5	1.000	0-2	2-2.0	2-0	4	4	1	2	8-8.0
Conf	--	--	--	--	--	--	--	--	--	--	--	--	--	--	--	--
Total	115-64	2893-25.2	412-1027	.401	144-421	.342	336-393	.855	45-295	340-3.0	251-4	358	231	32	228	1304-11.3
UNM Total	64-64	2023-31.6	338-801	.422	105-302	.348	294-337	.872	30-211	241-3.8	166-4	292	180	30	156	1075-16.8


^ at Arizona State



#12 ISAAC MUSHILA

"moo-SHE-la"

Graduate | Forward | 6-5 | 210 | Lubumbashi, DR Congo | Spire Academy [Western Texas/Texas A&M-Corpus Christi]



Season Highs

Pts	--	
Reb	3	twice
FG	--	
FGA	2	twice
3FG	--	
3FGA	1	vs. UT Arlington (11/16/23)
FT	--	
FTA	--	
Ast	1	vs. Texas Southern (11/6/23)
Blk	--	
Stl	--	
Min	13	vs. UT Arlington (11/16/23)

NCAA Career Highs

28	twice
17	five times
10	vs. Northwestern State (1/6/22) ^{ABMCC}
17	vs. Alabama (3/16/23) ^{ABMCC}
3	vs. New Orleans (1/14/23) ^{ABMCC}
4	four times
19	vs. Northwestern State (2/25/23) ^{ABMCC}
24	vs. Northwestern State (2/25/23) ^{ABMCC}
5	vs. UTRGV (11/27/22) ^{ABMCC}
2	at Mississippi State (11/7/22) ^{ABMCC}
4	three times
38	vs. Houston Baptist (1/22/22) ^{ABMCC}

MW Career Highs

--	
--	
--	
--	
--	
--	
--	
--	
--	
--	
--	
--	
--	
--	
--	
--	

0.0 PPG | 2.0 RPG | 8.0 MPG

2023-24 GAME-BY-GAME

Opponent	MP	FG-A	3G-A	FT-A	O-D-T	PF	A	TO	BS	ST	TP
Texas Southern	9	0-2	0-0	0-0	2-1-3	1	1	0	0	0	0
at Saint Mary's	2	0-0	0-0	0-0	0-0-0	1	0	0	0	0	0
UT Arlington	13	0-2	0-1	0-0	2-1-3	2	0	1	0	0	0

SEASON NOTES

- Had three rebounds in UNM debut vs. Texas Southern (Nov. 6)
- Missed the two exhibitions due to injury


	2023-24	CAREER	STREAK
Double-Doubles	-	27	-
Double Figure Scoring	-	27	-
20-Point Games	-	16	-
10-Rebound Games	-	31	-

CAREER STATISTICS

Year	G-GS	Min-Avg.	FG-FGA	Pct.	3FG-3FGA	Pct.	FT-FTA	Pct.	Off-Def.	Reb-Avg.	PF-DQ	Ast	TO	Blk	Stl	Pts-Avg
2019-20 ^	32-24	1044-32.6	178-272	.654	2-14	.143	60-96	.625	112-144	256-8.0	50-0	54	62	10	34	418-13.1
2020-21 #	23-23	660-28.7	126-209	.603	9-17	.529	101-132	.765	102-159	261-11.3	44-0	25	48	4	25	362-15.7
2021-22 %	35-31	907-25.9	148-280	.529	9-29	.310	158-201	.786	125-205	330-9.4	79-1	43	67	3	41	463-13.2
Conf	14-14	408-29.1	56-123	.455	2-12	.167	74-91	.813	60-90	150-10.7	34-1	14	29	0	16	188-13.4
2022-23 %	35-33	949-27.1	160-298	.537	15-40	.375	172-206	.835	120-226	346-9.9	71-0	41	60	3	47	507-14.5
Conf	18-17	500-27.8	81-50	.540	8-17	.471	107-129	.829	55-126	181-10.1	43-0	19	33	0	21	277-15.4
2023-24	3-0	24-8.0	0-4	.000	0-1	.000	0-0	.000	4-2	6-2.0	4-0	1	1	0	0	0-0.0
Conf	--	--	--	--	--	--	--	--	--	--	--	--	--	--	--	--
NCAA	73-64	1880-25.7	308-582	.529	24-70	.343	330-407	.811	249-433	682-9.3	154-1	85	128	6	88	970-13.3

^ at Gillette College | # at Western Texas | % at Texas A&M-Corpus Christi

Junior | Center | 7-0 | 240 | Floda, Sweden | RIG Mark



Season Highs

Pts	8	vs. Texas Southern (11/6/23)
Reb	3	vs. Texas Southern (11/6/23)
FG	3	vs. Texas Southern (11/6/23)
FGA	3	vs. Texas Southern (11/6/23)
3FG	--	
3FGA	--	
FT	2	vs. Texas Southern (11/6/23)
FTA	2	vs. Texas Southern (11/6/23)
Ast	1	at Saint Mary's (11/9/23)
Blk	--	
Stl	--	
Min	11	vs. Texas Southern (11/6/23)

Career Highs

8	vs. Texas Southern (11/6/23)
10	vs. Northern New Mexico (2/11/22)
3	twice
5	vs. Denver (12/9/21)
1	vs. Nevada (3/9/22)
1	seven times
5	vs. UTSA (12/10/22)
6	vs. UTSA (12/10/22)
2	twice
3	vs. Wyoming (2/15/22)
1	six times
26	at Colorado State (1/19/22)

MW Career Highs

6	vs. Nevada (3/9/22) ^{MWT}
8	vs. Boise State (1/15/22)
2	five times
4	vs. Fresno State (1/25/22)
1	vs. Nevada (3/9/22) ^{MWT}
1	six times
2	vs. Utah State (1/8/22)
4	vs. Utah State (1/8/22)
2	at Utah State (2/22/22)
3	vs. Wyoming (2/15/22)
1	four times
26	at Colorado State (1/19/22)

4.0 PPG | 2.0 RPG | 9.5 MPG

2023-24 GAME-BY-GAME

Opponent	MP	FG-A	3G-A	FT-A	O-D-T	PF	A	TO	BS	ST	TP
Texas Southern	11	3-3	0-0	2-2	0-3-3	1	0	0	0	0	8
at Saint Mary's	8	0-0	0-0	0-0	0-1-1	1	1	1	0	0	0
UT Arlington					-DNP-						

SEASON NOTES

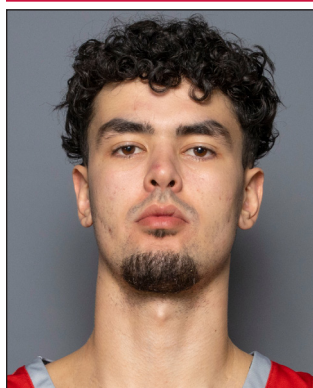
- Scored a career-high eight points (3-3 FG) vs. Texas Southern (Nov. 6)
- Averaged 2.5 rebounds per game in the two exhibition wins over CSU Pueblo and NM Highlands

	2023-24	CAREER	STREAK
10-Rebound Games	-	1	-

CAREER STATISTICS

Year	G-GS	Min-Avg.	FG-FGA	Pct.	3FG-3FGA	Pct.	FT-FTA	Pct.	Off-Def.	Reb-Avg.	PF-DQ	Ast	TO	Blk	Stl	Pts-Avg
2021-22	27-13	39.1-14.5	24-48	.500	1-7	.143	7-16	.438	34-31	65-2.4	63-2	13	19	9	6	56-2.1
Conf	17-10	27.7-16.3	12-28	.429	0-5	.000	4-10	.400	21-24	45-2.6	47-1	9	15	7	2	28-1.6
2022-23	21-0	13.7-6.5	10-14	.714	0-0	.000	12-15	.800	13-20	33-1.6	28-0	4	8	10	4	32-1.5
Conf	9-0	5.2-5.8	4-5	.800	0-0	.000	0-0	.000	4-6	10-1.1	6-0	1	3	5	2	8-0.9
2023-24	2-0	19-9.5	3-3	1.000	0-0	.000	2-2	1.000	0-4	4-2.0	2-0	1	1	0	0	8-4.0
Conf	--	--	--	--	--	--	--	--	--	--	--	--	--	--	--	--
Total	50-13	546-10.9	37-65	.569	1-7	.143	21-33	.636	47-55	102-2.0	93-2	18	28	19	10	96-1.9

Senior | Forward | 6-9 | 225 | Helsinki, Finland | HBA-Marsky [Dayton]



Season Highs

Pts	5	at Saint Mary's (11/9/23)
Reb	4	vs. UT Arlington (11/16/23)
FG	2	vs. Texas Southern (11/6/23)
FGA	6	vs. Texas Southern (11/6/23)
3FG	1	at Saint Mary's (11/9/23)
3FGA	2	three times
FT	2	at Saint Mary's (11/9/23)
FTA	3	at Saint Mary's (11/9/23)
Ast	--	
Blk	--	
Stl	1	at Saint Mary's (11/9/23)
Min	22	at Saint Mary's (11/9/23)

Career Highs

22	vs. La Salle (12/30/20) ^{UD}
11	at Duquesne (2/2/21) ^{UD}
9	vs. La Salle (12/30/20) ^{UD}
14	twice
4	vs. Massachusetts (2/23/22) ^{UD}
8	at VCU (2/7/23) ^{UD}
8	vs. Southeastern Louisiana (12/3/22) ^{UD}
10	twice
8	vs. Alcorn State (12/20/22) ^{UD}
2	at Duquesne (2/2/21) ^{UD}
3	twice
42	at Rhode Island (2/16/21) ^{UD}

MW Career Highs

--	
--	
--	
--	
--	
--	
--	
--	
--	
--	
--	
--	
--	
--	
--	
--	
--	
--	
--	
--	

3.0 PPG | 2.3 RPG | 19.3 MPG

2023-24 GAME-BY-GAME

Opponent	MP	FG-A	3G-A	FT-A	O-D-T	PF	A	TO	BS	ST	TP
Texas Southern*	17	2-6	0-2	0-0	0-1-1	2	0	0	0	0	4
at Saint Mary's*	22	1-4	1-2	2-3	0-2-2	3	0	1	0	1	5
UT Arlington	19	0-2	0-2	0-0	1-3-4	2	0	0	0	0	0

*game started

SEASON NOTES

- Had five points at No. 23 Saint Mary's (Nov. 9)
- Scored four points in his UNM debut vs. Texas Southern (Nov. 6)
- Averaged 3.5 points and 2.0 rebounds per game in the two exhibition wins over CSU Pueblo and NM Highlands

	2023-24	CAREER	STREAK
Double-Doubles	-	2	-
Double Figure Scoring	-	36	-
20-Point Games	-	2	-
10-Rebound Games	-	3	-

CAREER STATISTICS

Year	G-GS	Min-Avg.	FG-FGA	Pct.	3FG-3FGA	Pct.	FT-FTA	Pct.	Off-Def.	Reb-Avg.	PF-DQ	Ast	TO	Blk	Stl	Pts-Avg
2020-21 %	19-15	569-29.9	68-137	.496	26-68	.382	26-34	.765	24-83	107-5.6	45-1	24	31	8	13	188-9.9
Conf	16-14	481-30.1	57-117	.487	24-59	.407	22-29	.759	21-69	90-5.6	35-1	21	26	8	11	160-10.0
2021-22 %	35-1	693-19.8	65-163	.399	28-95	.295	37-51	.725	41-101	142-4.1	57-0	26	37	7	7	195-5.6
Conf	18-1	375-20.8	37-87	.425	14-44	.318	16-24	.667	23-49	72-4.0	27-0	15	16	5	3	104-5.8
2022-23 %	34-19	1006-29.6	103-233	.442	45-123	.366	66-83	.795	40-124	164-4.8	61-0	59	46	10	8	317-9.3
Conf	18-10	513-28.5	55-123	.447	21-54	.389	15-22	.682	15-67	82-4.6	32-0	28	19	9	6	146-8.1
2023-24	3-2	57-19.3	3-12	.250	1-6	.167	2-3	.667	1-6	7-2.3	7-0	0	1	0	1	9-3.0
Conf	--	--	--	--	--	--	--	--	--	--	--	--	--	--	--	--
CAREER	91-37	2323-25.5	239-545	.439	100-292	.342	131-171	.766	106-314	420-4.6	170-1	109	115	25	29	709-7.8

% at Dayton



#23

NELLY JUNIOR JOSEPH

Senior | Center | 6-10 | 240 | Benin City, Nigeria | NBA Academy Africa [Iona]



Season Highs

Pts	11	at Saint Mary's (11/9/23)
Reb	13	at Saint Mary's (11/9/23)
FG	5	at Saint Mary's (11/9/23)
FGA	11	at Saint Mary's (11/9/23)
3FG	--	
3FGA	--	
FT	3	vs. UT Arlington (11/16/23)
FTA	5	at Saint Mary's (11/9/23)
Ast	1	at Saint Mary's (11/9/23)
Blk	3	vs. UT Arlington (11/16/23)
Stl	2	vs. Texas Southern (11/6/23)
Min	28	at Saint Mary's (11/9/23)

Career Highs

28	vs. Harvard (11/13/21) ^{lona}
17	vs. Manhattan (2/17/23) ^{lona}
11	twice
16	vs. Marist (3/2/23) ^{lona}
1	vs. North Alabama (11/20/21) ^{lona}
1	nine times
10	twice
14	three times
5	at Manhattan (3/3/22) ^{lona}
6	twice
4	vs. Siena (1/25/22) ^{lona}
39	vs. Marist (3/11/23) ^{lona}

MW Career Highs

--	
--	
--	
--	
--	
--	
--	
--	
--	
--	
--	
--	
--	
--	
--	

8.0 PPG | 7.7 RPG | 23.7 MPG | 1.3 BPG

2023-24 GAME-BY-GAME

Opponent	MP	FG-A	3G-A	FT-A	O-D-T	PF	A	TO	BS	ST	TP
Texas Southern*	21	3-9	0-0	2-3	3-2-5	2	0	0	0	2	8
at Saint Mary's*	28	5-11	0-0	1-5	6-7-13	3	1	1	1	0	11
UT Arlington*	22	1-2	0-0	3-4	1-4-5	3	0	0	3	0	5

*game started

SEASON NOTES

- Had 11 points and 13 rebounds at No. 23 Saint Mary's for first double-double as a Lobo (Nov. 9)
- Had eight points and five rebounds in UNM debut vs. Texas Southern (Nov. 6)
- Averaged 4.5 points and 7.0 rebounds per game in the two exhibition wins over CSU Pueblo and NM Highlands

	2023-24	CAREER	STREAK
Double-Doubles	1	35	-
Double Figure Scoring	1	69	-
20-Point Games	-	8	-
10-Rebound Games	1	38	-

CAREER STATISTICS

Year	G-GS	Min-Avg.	FG-FGA	Pct.	3FG-3FGA	Pct.	FT-FTA	Pct.	Off-Def.	Reb-Avg.	PF-DQ	Ast	TO	Blk	Stl	Pts-Avg
2020-21 %	18-16	499-27.7	81-136	.596	0-1	.000	37-58	.638	51-84	135-7.5	60-4	24	41	29	11	199-11.1
Conf	9-9	232-25.8	44-70	.629	0-1	.000	20-31	.645	23-36	59-6.6	34-3	8	25	14	3	108-12.0
2021-22 %	33-32	939-28.5	160-292	.548	1-3	.333	109-166	.657	108-164	272-8.2	76-0	49	69	62	36	430-13.0
Conf	20-19	540-27.0	92-160	.575	0-2	.000	58-92	.630	60-97	157-7.9	42-0	28	43	36	24	242-12.1
2022-23 %	35-34	1112-31.8	192-349	.550	0-5	.000	136-218	.624	124-202	326-9.3	96-2	39	66	52	42	520-14.9
Conf	20-20	633-31.7	104-200	.520	0-4	.000	90-147	.612	79-130	209-10.5	51-2	21	41	27	22	298-14.9
2023-24	3-3	71-23.7	9-22	.409	0-0	.000	6-12	.500	10-13	23-7.7	8-0	1	1	4	2	24-8.0
Conf	--	--	--	--	--	--	--	--	--	--	--	--	--	--	--	--
CAREER	89-85	2621-29.4	442-799	.553	1-9	.111	288-454	.634	293-463	756-8.5	240-6	113	177	147	91	1173-13.2

% at Iona



2023-24 New Mexico Men's Basketball
Extended Season Box Score
All games

Game Records

Record	Overall	Home	Away	Neutral
ALL GAMES	2-1	2-0	0-1	0-0
CONFERENCE	0-0	0-0	0-0	0-0
NON-CONFERENCE	2-1	2-0	0-1	0-0

Team Box Score Extended

No.	Player	GP-GS	MIN	AVG	Total			3-Point			F-Throw			Rebounds			PF	DQ	A	A/G	TO	TO/G	A/TO	BLK	BLK/G	STL	STL/G	PTS	AVG
					FG-FGA	FG%	3FG-3FGA	3FG%	FT-FTA	FT%	OFF	DEF	TOT	AVG	DEF	TOT													
2	DENT, Donovan	3-3	87:58	29.3	20-38	.526	4-7	.571	8-11	.727	1	7	8	2.7	9	0	16	5.33	7	2.33	2.29	2	0.67	6	2.00	52	17.3		
5	MASHBURN, JR., Jamal	3-3	96:41	32.2	17-49	.347	5-11	.455	12-17	.706	0	6	6	2.0	1	0	6	2.00	3	1.00	2.00	0	0.00	1	0.33	51	17.0		
15	TOPPIN, JT	3-2	60:11	20.1	15-23	.652	0-3	.000	4-5	.800	9	16	25	8.3	9	1	0	0.00	4	1.33	0.00	4	1.33	2	0.67	34	11.3		
10	HOUSE, Jaelen	1-1	19:10	19.2	1-6	.167	1-3	.333	5-5	1.000	0	2	2	2.0	2	0	4	4.00	4	4.00	1.00	1	1.00	2	2.00	8	8.0		
23	JOSEPH, Nelly	3-3	70:33	23.5	9-22	.409	0-0	.000	6-12	.500	10	13	23	7.7	8	0	1	0.33	1	0.33	1.00	4	1.33	2	0.67	24	8.0		
1	APPELHANS, Braden	2-0	11:10	5.6	3-6	.500	3-6	.500	2-2	1.000	0	3	3	1.5	2	0	0	0.00	1	0.50	0.00	0	0.00	0	0.00	11	5.5		
3	WASHINGTON, Tru	3-0	56:40	18.9	6-18	.333	1-5	.200	3-5	.600	5	6	11	3.7	7	0	3	1.00	4	1.33	0.75	0	0.00	4	1.33	16	5.3		
21	FORSLING, Sebastian	2-0	18:21	9.2	3-3	1.000	0-0	.000	2-2	1.000	0	4	4	2.0	2	0	1	0.50	1	0.50	1.00	0	0.00	0	0.00	8	4.0		
0	BAKER JR., Jemarl	3-1	67:08	22.4	3-11	.273	1-7	.143	3-4	.750	0	6	6	2.0	4	0	6	2.00	2	0.67	3.00	1	0.33	1	0.33	10	3.3		
11	WEBB, Quinton	3-0	30:02	10.0	3-6	.500	2-5	.400	1-2	.500	0	6	6	2.0	1	0	0	0.00	0	0.00	0.00	1	0.33	2	0.67	9	3.0		
22	AMZIL, Mustapha	3-2	58:27	19.5	3-12	.250	1-6	.167	2-3	.667	1	6	7	2.3	7	0	0	0.00	1	0.33	0.00	0	0.00	1	0.33	9	3.0		
12	MUSHILA, Isaac	3-0	23:39	7.9	0-4	.000	0-1	.000	0-0	.000	4	2	6	2.0	4	0	1	0.33	1	0.33	1.00	0	0.00	0	0.00	0	0.0		
Total		3	600		83-198	.419	18-54	.333	48-68	.706	41	85	126	42.0	56	1	38	12.67	30	10.00	1.27	13	4.33	21	7.00	232	77.3		
Opponents		3	600		75-188	.399	16-64	.250	41-64	.641	40	83	123	41.0	62	2	33	11.00	39	13.00	0.85	17	5.67	16	5.33	207	69.0		

Score by Periods

Team	1st	2nd	OT	TOT
New Mexico	114	118	0	232
Opponents	100	107	0	207



**2023-24 New Mexico Men's Basketball
Team Game-by-Game
All games**

Opponent	Date	Score	Total		3-Pointers		Free throws		Rebounds										
			FG-FGA	PCT	3FG-3FGA	PCT	FT-FTA	PCT	OFF	DEF	TOT	AVG	PF	A	TO	BLK	STL	PTS	AVG
Texas Southern	11/06/2023	92-55 W	30-67	.448	10-23	.435	22-27	.815	13	40	53	53.0	17	20	9	5	9	92	92.0
at Saint Mary's (CA)	11/09/2023	58-72 L	23-62	.371	4-12	.333	8-15	.533	14	23	37	45.0	21	10	13	2	8	58	75.0
UT Arlington	11/16/2023	82-80 W	30-69	.435	4-19	.211	18-26	.692	14	22	36	42.0	18	8	8	6	4	82	77.3
Total		232	83-198	.419	18-54	.333	48-68	.706	41	85	126	42.0	56	38	30	13	21	232	77.3
Opponents		207	75-188	.399	16-64	.250	41-64	.641	40	83	123	41.0	62	33	39	17	16	207	69.0

New Mexico Averages

Games Played	Points/game	FG Pct	3FG Pct	FT Pct	Rebounds/game	Assists/game	Turnovers/game	Assist/Turnover ratio	Steals/game	Blocks/game
3	77.3	41.9	33.3	70.6	42.0	12.7	10.0	1.3	7.0	4.3



**2023-24 New Mexico Men's Basketball
Opponents Game-by-Game
All games**

Opponent	Date	Score	Total		3-Pointers		Free throws		Rebounds										
			FG-FGA	PCT	3FG-3FGA	PCT	FT-FTA	PCT	OFF	DEF	TOT	AVG	PF	A	TO	BLK	STL	PTS	AVG
Texas Southern	11/06/2023	92-55 W	20-68	.294	5-24	.208	10-19	.526	11	26	37	37.0	20	9	12	9	5	55	55.0
at Saint Mary's (CA)	11/09/2023	58-72 L	25-55	.455	6-17	.353	16-25	.640	14	27	41	39.0	18	13	13	6	8	72	63.5
UT Arlington	11/16/2023	82-80 W	30-65	.462	5-23	.217	15-20	.750	15	30	45	41.0	24	11	14	2	3	80	69.0
Total		207	75-188	.399	16-64	.250	41-64	.641	40	83	123	41.0	62	33	39	17	16	207	69.0
New Mexico		232	83-198	.419	18-54	.333	48-68	.706	41	85	126	42.0	56	38	30	13	21	232	77.3

Opponents Averages

Games Played	Points/game	FG Pct	3FG Pct	FT Pct	Rebounds/game	Assists/game	Turnovers/game	Assist/Turnover ratio	Steals/game	Blocks/game
3	69.0	39.9	25.0	64.1	41.0	11.0	13.0	0.8	5.3	5.7



2023-24 New Mexico Men's Basketball
Points-rebounds-assists
All games

Opponent	Date	Score	0	1	2	3	5	10	11	12	15	21	22	
Texas Southern	11/06/2023	92-55	BAKER JR.,	APPELHANS,	DENT, DONOV	WASHINGTON	MASHBURN,	HOUSE, JAE	WEBB, QUIN	MUSHILA, IS	TOPPIN, JT	FORSLING, S	AMZIL, MUST	
at Saint Mary's (CA)	11/09/2023	58-72	5-2-2	11-3-0	12-4-6	6-6-2	15-3-5	8-2-4	4-4-0	0-3-1	11-9-0	8-3-0	4-1-0	
UT Arlington	11/16/2023	82-80	W	2-3-2	15-2-5	5-2-1	7-2-0	DNP	5-1-0	0-0-0	8-6-0	0-1-1	5-2-0	
			3-1-2	DNP	25-2-5	5-3-0	29-1-1	DNP	0-1-0	0-3-0	15-10-0	DNP	0-4-0	
Opponent	Date	Score	23											
Texas Southern	11/06/2023	92-55	W	JOSEPH, NEL										
at Saint Mary's (CA)	11/09/2023	58-72	L	8-5-0										
UT Arlington	11/16/2023	82-80	W	11-13-1										
			5-5-0											



**2023-24 New Mexico Men's Basketball
Combined Team Statistics
All games**

Game Records

Record	Overall	Home	Away	Neutral
ALL GAMES	2-1	2-0	0-1	0-0
CONFERENCE	0-0	0-0	0-0	0-0
NON-CONFERENCE	2-1	2-0	0-1	0-0

Score by Periods

Team	1st	2nd	OT	TOT
New Mexico	114	118	0	232
Opponents	100	107	0	207

Team Box Score

No.	Player	Total					3-Point		F-Throw		Rebounds				Other							
		GP-GS	MIN	AVG	FG-FGA	FG%	3FG-3FGA	3FG%	FT-FTA	FT%	OFF	DEF	TOT	AVG	PF	DQ	A	TO	BLK	STL	PTS	AVG
2	DENT, Donovan	3-3	87:58	29.3	20-38	.526	4-7	.571	8-11	.727	1	7	8	2.7	9	0	16	7	2	6	52	17.3
5	MASHBURN, JR., Jamal	3-3	96:41	32.2	17-49	.347	5-11	.455	12-17	.706	0	6	6	2.0	1	0	6	3	0	1	51	17.0
15	TOPPIN, JT	3-2	60:11	20.1	15-23	.652	0-3	.000	4-5	.800	9	16	25	8.3	9	1	0	4	4	2	34	11.3
10	HOUSE, Jaelen	1-1	19:10	19.2	1-6	.167	1-3	.333	5-5	1.000	0	2	2	2.0	2	0	4	4	1	2	8	8.0
23	JOSEPH, Nelly	3-3	70:33	23.5	9-22	.409	0-0	.000	6-12	.500	10	13	23	7.7	8	0	1	1	4	2	24	8.0
1	APPELHANS, Braden	2-0	11:10	5.6	3-6	.500	3-6	.500	2-2	1.000	0	3	3	1.5	2	0	0	1	0	0	11	5.5
3	WASHINGTON, Tru	3-0	56:40	18.9	6-18	.333	1-5	.200	3-5	.600	5	6	11	3.7	7	0	3	4	0	4	16	5.3
21	FORSLING, Sebastian	2-0	18:21	9.2	3-3	1.000	0-0	.000	2-2	1.000	0	4	4	2.0	2	0	1	1	0	0	8	4.0
0	BAKER JR., Jemarl	3-1	67:08	22.4	3-11	.273	1-7	.143	3-4	.750	0	6	6	2.0	4	0	6	2	1	1	10	3.3
11	WEBB, Quinton	3-0	30:02	10.0	3-6	.500	2-5	.400	1-2	.500	0	6	6	2.0	1	0	0	0	1	2	9	3.0
22	AMZIL, Mustapha	3-2	58:27	19.5	3-12	.250	1-6	.167	2-3	.667	1	6	7	2.3	7	0	0	1	0	1	9	3.0
12	MUSHILA, Isaac	3-0	23:39	7.9	0-4	.000	0-1	.000	0-0	.000	4	2	6	2.0	4	0	1	1	0	0	0	0.0
Team											11	8	19					1				
Total		3	600		83-198	.419	18-54	.333	48-68	.706	41	85	126	42.0	56	1	38	30	13	21	232	77.3
Opponents		3	600		75-188	.399	16-64	.250	41-64	.641	40	83	123	41.0	62	2	33	39	17	16	207	69.0

Team Statistics

	UNM	OPP
Scoring	232	207
Points per game	77.3	69.0
Scoring margin	+8.3	-
Field goals-att	83-198	75-188
Field goal pct	.419	.399
3 point fg-att	18-54	16-64
3-point FG pct	.333	.250
3-pt FG made per game	6.0	5.3
Free throws-att	48-68	41-64
Free throw pct	.706	.641
F-Throws made per game	16.0	13.7
Rebounds	126	123
Rebounds per game	42.0	41.0
Rebounding margin	+1.0	-
Assists	38	33
Assists per game	12.7	11.0
Turnovers	30	39
Turnovers per game	10.0	13.0
Turnover margin	+3.0	-
Assist/turnover ratio	1.3	0.8
Steals	21	16
Steals per game	7.0	5.3
Blocks	13	17
Blocks per game	4.3	5.7
Winning streak	1	-
Home win streak	2	-
Attendance	21590	3500
Home games-Avg/Game	2-10795	1-3500
Neutral site-Avg/Game	-	0-0

Team Results

Date	Opponent		Score	Att.
11/06/2023	Texas Southern	W	92-55	11106
11/09/2023	at Saint Mary's (CA)	L	58-72	3500
11/16/2023	UT Arlington	W	82-80	10484