



UTAH STATE FOOTBALL

13 Conference Championships • 16 Bowl Games • 13 NFL Draft Picks Since 2011 • 108 All-Mountain West Selections (2013-22)

/// 2023 SCHEDULE / RESULTS ///

| DATE | OPPONENT | TV | TIME |
|-------------|------------------------|-----------------|----------------|
| S 2 | at #25 Iowa | FS1 | L 14-24 |
| S 9 | IDAHO STATE | KJZZ/MWN | W 78-28 |
| S 15 | at Air Force* | CBSSN | L 21-39 |
| S 23 | JAMES MADISON | KJZZ/MWN | L 38-45 |
| S 30 | at UConn | CBSSN | W 34-33 |
| O 7 | COLORADO STATE* | KJZZ/MWN | W 44-24 |
| O 13 | FRESNO STATE* | CBSSN | L 32-37 |
| O 21 | at San José State* | CBSSN | L 21-42 |
| N 4 | at San Diego State* | FS2 | W 32-24 (2OT) |
| N 11 | NEVADA* | KJZZ/MWN | W 41-24 |
| N 18 | BOISE STATE* | CBSSN | L 10-45 |
| N 24 | at New Mexico* | CBSSN | 1:30 pm |

* Mountain West Game

All times Mountain. Home games in **BOLD CAPS**.

/// GAME 12 INFORMATION ///

TV: CBS Sports Network

- **Play-by-Play** Chris Lewis
- **Analyst** Robert Turbin
- **Xfinity (Utah)** Ch. 269/753HD
- **DISH** Ch. 158
- **DirecTV** Ch. 221

RADIO: Aggie Sports Network

- **Play-by-Play** Scott Garrard
- **Analyst** Kevin White
- **Online** ksports.com/ksportszone

SOCIAL MEDIA: #AGGIESALLTHEWAY

- **X/Instagram** @USUFootball
- **Facebook** USUFootball
- **YouTube** UtahStateFootball
- **Live Stats** stats.statbroadcast.com

/// TEAM COMPARISONS ///

| UTAH STATE | CATEGORY | NEW MEXICO |
|------------|--------------------------|------------|
| 33.2 | Scoring Offense | 26.0 |
| 33.2 | Scoring Defense | 34.3 |
| 21.5 | First Downs | 22.2 |
| 176.1 | Rushing Offense | 179.5 |
| 186.5 | Rushing Defense | 161.5 |
| 265.4 | Passing Offense | 219.4 |
| 217.8 | Passing Defense | 238.4 |
| 441.5 | Total Offense | 398.9 |
| 404.4 | Total Defense | 399.9 |
| 80/64.4 | Penalties/YPG | 104/83.5 |
| 36.6 | Net Punting | 34.4 |
| 26:59 | Time of Possession | 32:32 |
| 36.9 | 3rd Down % | 41.4 |
| 57.5 | 4th Down % | 69.2 |
| 21-108 | Sacks-Yards | 12-103 |
| 38-211 | Sacks Allowed | 16-104 |
| 63-210 | Tackles for Loss-Yards | 41-184 |
| 83-302 | Tackles for Loss Allowed | 60-215 |

UTAH STATE CONCLUDES MOUNTAIN WEST PLAY AT NEW MEXICO

Game will be televised live on CBS Sports Network on Friday, Nov. 24, at 1:30 p.m.



• Utah State has won six-straight games against New Mexico, all by double digits, as it has out-scored the Lobos 226-101 (37.7-16.8) in those games. Overall, USU is 8-2 against UNM all-time in Mountain West games.

/// THE MATCHUP ///

UTAH STATE (5-6, 3-4 MW) vs. NEW MEXICO (4-7, 2-5 MW)

Friday, Nov. 24, 2023 • 1:30 p.m. • Albuquerque, New Mexico • University Stadium (39,224)

/// UTAH STATE AGGIES ///

2023 Record: 5-6, 3-4 Mountain West

Last Game: Nov. 18, 2023

- L, 10-45 vs. Boise State

Head Coach: Blake Anderson

- **School Record:** 22-16 (3rd year)
- **Career Record:** 73-53 (10th year)
- **Mountain West Record:** 14-9 (3rd year)
- **Conference Record:** 52-27 (10th year)
- **vs. New Mexico:** 2-0

Statistical Leaders

- **Pass:** Cooper Legas (138-213, 1,815, 19TD, 8 INT)
- **Rush:** Davon Booth (109-691, 5TD)
- **Rec.:** Jalen Royals (61-934, 12TD)
- **Def.:** MJ Tafisi Jr. (120TKL, 6.5TFL, 2 FF)



/// NEW MEXICO LOBOS ///

2023 Record: 4-7, 2-5 Mountain West

Last Game: Nov. 18, 2023

- W, 25-17 at Fresno State

Head Coach: Danny Gonzales

- **School Record:** 11-31 (4th year)
- **Career Record:** 11-31 (4th year)
- **Mountain West Record:** 5-25 (4th year)
- **Conference Record:** 5-25 (4th year)
- **vs. Utah State:** 0-3

Statistical Leaders

- **Pass:** Dylan Hopkins (145-251, 1,949, 11TD, 9 INT)
- **Rush:** Jacory Croskey-Merritt (158-952, 16TD)
- **Rec.:** Jeremiah Hixon (35-433, 5TD)
- **Def.:** Alec Morencio (53TKL, 2.5TFL)



/// KICKOFF COVERAGE ///

• Utah State (5-6, 3-4 MW) concludes its regular season with a Mountain West game at New Mexico (4-7, 2-5 MW) on Friday, Nov. 24, at 1:30 p.m., on CBS Sports Network (Xfinity Ch. 269/753HD, DISH Ch. 158, DirecTV Ch. 221) with Chris Lewis (play-by-play) and USU Hall of Fame running back **Robert Turbin** (analyst) on the call.

• With a win against New Mexico, Utah State will be bowl eligible for the 11th time in the last 13 years after playing in just six bowl games in its first 119 years. USU played in five-straight bowl games from 2011-15 and won three-straight from 2012-14, both of which are school records.

• Utah State is 8-3 in the month of November under head coach **Blake Anderson**.

• Utah State runs a play on average every 21.4 seconds, which is the fifth-fastest tempo in the nation. Jacksonville State and South Florida lead the nation with a play every 20.6 seconds, followed by Tennessee (21.2), TCU (21.3) and USU.

• Utah State's 31 touchdown passes are tied with USC and Washington for the third-most in the nation, trailing only Oregon (39) and LSU (37), while its 47 total touchdowns are tied for the 23rd most.

• Utah State is tied for first in the Mountain West and tied for seventh in the nation with three blocked kicks this season as it has blocked two punts (vs. Iowa, vs. Boise State) and one extra point (vs. UConn).

• Utah State is second in the Mountain West and 26th in the nation in scoring offense at 33.2 points per game. USU is also first in the MW and 23rd in the nation in total offense (441.5 ypg).

• Utah State's defense is fifth in the Mountain West and 24th in the nation with its 19 forced turnovers, while also ranking third in the MW and 12th in the nation with nine fumble recoveries, and fifth in the MW and 42nd in the nation with 10 passes intercepted.

• Utah State and LSU are the only FBS teams in the nation that have two players with at least 10 touchdown catches this year as junior WR **Jalen Royals** is tied for fourth in the nation with 12 touchdowns and senior WR **Terrell Vaughn** is tied for 11th with 10 touchdowns.

• Junior WR **Jalen Royals** has 61 receptions for 934 yards and 12 touchdowns and is 66 yards shy of becoming just the 13th player in school history with 1,000 receiving yards in a single season.

• Graduate senior ILB **MJ Tafisi Jr.** leads the Mountain West and ranks seventh in the nation with 120 tackles (10.9 pg). Tafisi has posted seven-straight double-digit tackle games and has eight total this season, which is tied for the third-most in the nation.

| ALPHABETICAL | | | NUMERICAL | | | | | | | | | |
|--------------|----------------------|------|-----------|-------------------------|------|------|-----|--------|------|---|--|--|
| No. | Name | Pos. | No. | Name | Pos. | Ht. | Wt. | Cl. | Exp. | Hometown (High School/Last School) | | |
| 33 | Alford, Max | ILB | 0 | Terrell Vaughn | WR | 5-7 | 175 | Sr. | 1L | Oxnard, California (Westlake HS/Ventura College) | | |
| 69 | Alo, Falepule | OL | 1 | Jalen Royals | WR | 6-0 | 195 | Jr. | 1L | Powder Springs, Georgia (Hillgrove HS/Georgia Military College) | | |
| 54 | Andersen, Teague | OL | 2 | Robert Briggs Jr. | RB | 5-6 | 185 | So. | 1L | Bellville, Texas (Bellville HS) | | |
| 11 | Andreasen, Zion | DE | 2 | MJ Tafisi Jr. | ILB | 6-0 | 250 | G-Sr. | 1L | West Jordan, Utah (Alta HS/Washington) | | |
| 22 | Anyanwu, Michael | CB | 3 | Rahsul Faison | RB | 5-11 | 200 | Jr. | JC | Pottstown, Pennsylvania (Salisbury (CT) HS/Snow College) | | |
| 13 | Ashford III, Al | CB | 3 | Javar Strong | S | 6-3 | 195 | So. | JC | Cherokee, Alabama (Muscle Shoals HS/Hutchinson CC) | | |
| 58 | Asoau Fua, Shively | OL | 3 | Anthony Switzer | S | 6-0 | 210 | Jr. | RS | Augusta, Arkansas (Marion HS/Arkansas State) | | |
| 28 | Bailey, Jaydon | RB | 4 | Micah Davis | WR | 5-11 | 185 | Jr. | JC | Atlanta, Georgia (Harrison HS/Iowa Western CC) | | |
| 40 | Barthiel, Gavin | ILB | 5 | Cooper Legas | QB | 6-1 | 215 | G-Sr.* | 1L | Orem, Utah (Orem HS) | | |
| 13 | Black, Zakkarii | WR | 5 | Omari Okeke | S | 6-2 | 195 | Sr. | 1L | Bellflower, California (Bellflower HS/Cerritos College) | | |
| 6 | Booth, Davon | RB | 6 | Davon Booth | RB | 5-10 | 205 | Jr. | JC | North Las Vegas, Nevada (El Monte (CA) HS/Cerritos College) | | |
| 60 | Bowles, Wyatt | OL | 6 | Ike Larsen | S | 5-10 | 185 | So. | 1L | Smithfield, Utah (Sky View HS) | | |
| 8 | Bowman, Colby | WR | 7 | Arcelles Johnson | WR | 6-5 | 190 | Jr. | JC | Woodland Hills, California (El Camino Real HS/Moorpark College) | | |
| 2 | Briggs Jr., Robert | RB | 7 | Xavion Steele | CB | 5-9 | 180 | G-Sr. | 2L | Hemet, California (Orange Lutheran HS/Fullerton College) | | |
| 24 | Bryan, Gabriel | CB | 8 | Colby Bowman | WR | 6-2 | 195 | G-Jr. | TR | Orange, California (St. John Bosco HS/Stanford) | | |
| 85 | Buchanan, Parker | TE | 8 | Hale Motu'apuaka | DT | 6-1 | 290 | Sr. | 4L | Honolulu, Hawaii (Punahou HS) | | |
| 82 | Christensen, Cole | WR | 9 | Poukesi Vakauta | DT | 6-0 | 305 | Sr.* | 2L | Euleus, Texas (Trinity HS) | | |
| 46 | Conlon, Emerson | DT | 9 | Kyle Van Leeuwen | WR | 5-9 | 190 | Sr.* | 2L | Provo, Utah (Timpview HS) | | |
| 29 | Cottle, Corbin | RB | 10 | Jaiden Francois | CB | 6-0 | 190 | Jr. | TR | Florida City, Florida (South Dade HS/UCF) | | |
| 19 | Davis, Chase | S | 10 | McCae Hillstead | QB | 5-10 | 185 | Fr. | HS | Lehi, Utah (Skyridge HS) | | |
| 11 | Davis, Kahanu | WR | 11 | Zion Andreasen | DE | 6-4 | 230 | Fr. | HS | Salt Lake City, Utah (East HS) | | |
| 4 | Davis, Micah | WR | 11 | Kahanu Davis | WR | 5-10 | 180 | Jr. | JC | Kapa'a, Hawaii (Kapa'a HS/Southwestern College) | | |
| 17 | Dickerson, Avante | CB | 12 | Simeon Harris | S | 5-11 | 185 | So. | TR | Vallejo, California (Benicia HS/Colorado) | | |
| 18 | Drew, JD | CB | 12 | Chase Tuatagaloa | TE | 6-4 | 230 | Fr. | RS | Orem, Utah (Orem HS) | | |
| 23 | Dye, Devin | S | 13 | Al Ashford III | CB | 6-0 | 180 | So. | TR | Denver, Colorado (Cherry Creek HS/Wisconsin) | | |
| 3 | Faison, Rahsul | RB | 13 | Zakkarii Black | WR | 5-6 | 135 | Fr. | HS | Covina, California (Charter Oak HS) | | |
| 22 | Finau, Sione | RB | 14 | Ezra Harris | QB | 6-1 | 195 | Fr. | HS | Stansbury Park, Utah (Stansbury HS) | | |
| 32 | Fitzgerald, Paul | DE | 14 | Bronson Olevao Jr. | ILB | 6-1 | 215 | Fr. | RS | Salt Lake City, Utah (Highland HS) | | |
| 28 | Fjord, Bowen | ILB | 15 | Otto Tia | WR | 6-4 | 215 | So. | 1L | Layton, Utah (Northridge HS) | | |
| 25 | Flores, Noah | CB | 16 | Ja'kheo Mitchell | CB | 5-11 | 175 | Fr. | HS | St. George, Utah (Dixie HS) | | |
| 24 | Foster, Reggie | RB | 16 | Levi Williams | QB | 6-5 | 230 | G-Jr. | 1L | Canyon Lake, Texas (Smithson Valley HS/Wyoming) | | |
| 10 | Francois, Jaiden | CB | 17 | Avante Dickerson | CB | 6-0 | 175 | R-So. | TR | Omaha, Nebraska (Westside HS/Oregon) | | |
| 77 | Frias III, Ralph | OL | 17 | Zeke Payne | QB | 6-1 | 215 | Jr. | TR | San Diego, California (Rancho Bernardo HS/New Mexico Highlands) | | |
| 49 | Garcia, Jacob | LS | 18 | Jackson Olsen | WR | 6-4 | 190 | Fr. | HS | Millville, Utah (Ridgeline HS) | | |
| 74 | Griffiths, Jarvis | OL | 18 | JD Drew | CB | 6-0 | 165 | Fr. | RS | Tulsa, Oklahoma (Booker T. Washington HS) | | |
| 14 | Harris, Ezra | QB | 19 | Chase Davis | S | 6-3 | 180 | Fr. | HS | Little Elm, Texas (Little Elm HS) | | |
| 12 | Harris, Simeon | S | 19 | Austin Okerwa | WR | 6-1 | 190 | Fr. | RS | Salt Lake City, Utah (Skyline HS) | | |
| 55 | Hellmann, Jake | OL | 20 | Cole Joyce | ILB | 6-0 | 235 | So. | 1L | Bentonville, Arkansas (Bentonville HS/UCF) | | |
| 10 | Hillstead, McCae | QB | 21 | Jaylen Martin | CB | 6-2 | 175 | Jr. | JC | Los Angeles, California (Roosevelt HS/East Los Angeles College) | | |
| 61 | Iosua, K'leyone | OL | 22 | Michael Anyanwu | CB | 5-9 | 180 | G-Sr. | 4L | Covina, California (Charter Oak HS) | | |
| 7 | Johnson, Arcelles | WR | 22 | Sione Finau | RB | 5-11 | 185 | Sr. | TR | Kearns, Utah (Kearns HS/BYU) | | |
| 43 | Jolley, Kaden | DE | 23 | Devin Dye | S | 6-0 | 185 | So. | JC | San Diego, California (Cathedral Catholic HS/Palomar College) | | |
| 51 | Jolley, Tanner | DE | 23 | Grant Page | WR | 6-3 | 200 | R-Fr. | TR | Boulder, Colorado (Fairview HS/Colorado) | | |
| 31 | Jones, Cooper | RB | 24 | Gabriel Bryan | CB | 6-0 | 180 | Jr. | JC | Windsor, Connecticut (Windsor HS/Navarro CC) | | |
| 20 | Joyce, Cole | ILB | 24 | Reggie Foster | RB | 5-9 | 185 | Fr. | HS | North Lauderdale, Florida (American Heritage HS) | | |
| 78 | Keele, Cole | OL | 25 | Noah Flores | CB | 5-10 | 170 | Fr. | HS | Sandy, Utah (Alta HS) | | |
| 72 | Knapp, Calvin | OL | 25 | Quentin Riley | WR | 6-1 | 195 | Fr. | RS | Meridian, Idaho (Meridian HS) | | |
| 63 | Kotsanlee, Stephen | P | 26 | Kyrese Rowan | WR | 5-10 | 185 | Jr. | 1L | Ogden, Utah (Roy HS/Utah) | | |
| 87 | Lane, Broc | TE | 27 | Logan Pili | ILB | 6-0 | 225 | R-Fr. | TR | Provo, Utah (Timpview HS/BYU) | | |
| 6 | Larsen, Ike | S | 28 | Jaydon Bailey | RB | 5-10 | 190 | Fr. | HS | Cibola, Texas (Steele HS) | | |
| 55 | Lauingoa, Siaosi | DT | 28 | Bowen Fjord | ILB | 6-1 | 225 | Fr. | HS | Boerne, Texas (Boerne-Champion HS) | | |
| 5 | Legas, Cooper | QB | 29 | Corbin Cottle | RB | 5-9 | 185 | Fr. | HS | Bountiful, Utah (Bountiful HS) | | |
| 84 | MacGillivray, Ryder | WR | 29 | Jackson Sundstrom | S | 6-0 | 190 | R-Fr. | TR | Smithfield, Utah (Sky View HS/Concordia College) | | |
| 50 | McDougall, Alexander | LS | 30 | Josh Williams | ILB | 6-1 | 205 | Fr. | RS | Mesquite, Texas (Mesquite HS) | | |
| 44 | Maile, Bo | DT | 31 | Cooper Jones | RB | 5-6 | 170 | Sr. | 2L | Elko, Nevada (Elko HS/Butte College) | | |
| 94 | Mamea, Vaughn | DT | 31 | Kadiyon Sweat | S | 6-0 | 190 | Fr. | HS | Lehi, Utah (Lehi HS) | | |
| 47 | Marks, Ryan | K/P | 32 | Paul Fitzgerald | DE | 6-3 | 240 | Fr. | RS | Idaho Falls, Idaho (Thunder Ridge HS) | | |
| 21 | Martin, Jaylen | CB | 33 | Max Alford | ILB | 6-1 | 235 | So. | 1L | Park City, Utah (Park City HS) | | |
| 62 | Maui, Aloalii'i | OL | 34 | Teeg Slone | S | 6-0 | 185 | So. | JC | Rocklin, California (Rocklin HS/American River College) | | |
| 79 | Meacham, Wade | OL | 36 | Dusten Ramseyer-Burdett | S | 5-11 | 190 | Sr. | SQ | Anahola, Hawaii (Kapa'a HS/Linfield) | | |
| 96 | Mells, Sir | DT | 37 | Jaeden Wright | ILB | 6-0 | 190 | Fr. | HS | Pleasant Grove, Utah (Pleasant Grove HS) | | |
| 73 | Migao, Elia | OL | 38 | Titan Saxton | S | 5-11 | 165 | Fr. | HS | Smithfield, Utah (Sky View HS) | | |
| 45 | Migao, Enoka | DE | 40 | Gavin Barthiel | ILB | 6-0 | 225 | So. | TR | Lakeland, Florida (Lake Gibson HS/Washington State) | | |
| 16 | Mitchell, Ja'kheo | CB | 41 | Maka Tu'akoi | DE | 6-5 | 210 | So. | JC | West Jordan, Utah (Alta HS/Independence CC) | | |
| 86 | Monney, Will | TE | 42 | John Ward | DE | 6-4 | 245 | Jr. | 1L | Palmdale, California (Palmdale HS/UCLA) | | |
| 90 | Mosley Jr., Clifton | DT | 43 | Kaden Jolley | DE | 6-1 | 245 | Jr. | SQ | Fruita, Colorado (Fruita Monument HS) | | |
| 56 | Motes, Cole | OL | 44 | Bo Maile | DT | 6-2 | 280 | So. | 1L | South Jordan, Utah (Bingham HS) | | |
| 8 | Motu'apuaka, Hale | DT | 45 | Enoka Migao | DE | 6-4 | 255 | So. | 1L | Temecula, California (Chaparral HS) | | |
| 65 | Motu'apuaka, Tavo | OL | 46 | Emerson Conlon | DT | 6-2 | 245 | Fr. | HS | Holladay, Utah (Olympus HS) | | |
| 89 | Nimrod, Elliott | PK | 47 | Ryan Marks | K/P | 5-11 | 215 | Fr. | RS | Farmington, Utah (Farmington HS) | | |





| NUMERICAL | | | | | | | | ALPHABETICAL | | |
|-----------|---------------------|------|------|-----|-------|------|---|--------------|--------------------------|-----|
| No. | Name | Pos. | Ht. | Wt. | Cl. | Exp. | Hometown (High School/Last School) | No. | Name | Pos |
| 48 | Seni Tuiaki | DT | 6-1 | 280 | So. | 1L | Salt Lake City, Utah (East HS) | 66 | Nomani, Sione | OL |
| 49 | Jacob Garcia | LS | 6-0 | 250 | Jr. | 2L | Anaheim, California (Servite HS) | 5 | Okeke, Omari | S |
| 50 | Alexander McDougall | LS | 5-11 | 205 | Fr. | HS | Corona, California (Centennial HS) | 19 | Okerwa, Austin | WR |
| 51 | Tanner Jolley | DE | 6-2 | 225 | Fr. | HS | Fruita, Colorado (Fruita Monument HS) | 14 | Olevaro Jr., Bronson | ILB |
| 52 | Blaine Spires | DE | 6-2 | 240 | Jr. | TR | Youngstown, Ohio (East HS/Bowling Green) | 18 | Olsen, Jackson | WR |
| 54 | Teague Andersen | OL | 6-5 | 295 | Fr. | RS | Lehi, Utah (Lehi HS) | 76 | Owens, Jackson | OL |
| 55 | Jake Hellmann | OL | 6-5 | 305 | Jr. | JC | Pleasant View, Utah (Weber HS/College of San Mateo) | 23 | Page, Grant | WR |
| 55 | Siaosi Lauingoa | DT | 6-2 | 285 | Jr. | JC | Kahuku, Hawaii (Kahuku HS/Independence CC) | 17 | Payne, Zeke | QB |
| 56 | Cole Motes | OL | 6-5 | 305 | Jr. | 2L | Thatcher, Arizona (Thatcher HS) | 27 | Pili, Logan | LB |
| 56 | Iholani Raass | DE | 6-2 | 235 | So. | JC | Lehi, Utah (Skyridge HS/Snow College) | 67 | Pond, Adam | OL |
| 58 | Shively Asoau Fua | OL | 6-5 | 315 | Jr. | JC | San Francisco, California (Mission HS/Chabot College) | 56 | Raass, Iholani | DE |
| 59 | William Testa | PK | 5-10 | 200 | Jr. | JC | Bergamo, Italy (Bergamo HS/New Mexico Military Institute) | 75 | Radford, Bryce | OL |
| 60 | Wyatt Bowles | OL | 6-5 | 290 | Sr.* | 2L | West Point, Utah (Syracuse HS) | 36 | Ramseyer-Burdett, Dusten | S |
| 61 | K'leyone Iosua | OL | 6-3 | 305 | Fr. | HS | Lehi, Utah (Skyridge HS) | 25 | Riley, Quentin | WR |
| 62 | Aloali'i Maui | OL | 6-1 | 300 | So. | JC | Pago Pago, American Samoa (Tafuna HS/New Mexico Military Institute) | 26 | Rowan, Kyrese | WR |
| 62 | Colton Schlimgen | PK | 6-0 | 200 | Fr. | HS | Camarillo, California (Camarill HS) | 1 | Royals, Jalen | WR |
| 63 | Stephen Kotsanlee | P | 6-1 | 205 | Sr.* | 3L | Melbourne, Australia (Box Hill HS) | 38 | Saxton, Titan | S |
| 65 | Tavo Motu'apuaka | OL | 6-5 | 330 | Fr. | RS | Honolulu, Hawaii (Mililani HS) | 62 | Schlimgen, Colton | PK |
| 66 | Sione Nomani | OL | 6-4 | 315 | Jr. | JC | Tigard, Oregon (Tigard HS/Snow College) | 70 | Sia, Jr | OL |
| 67 | Adam Pond | OL | 6-5 | 295 | Fr. | RS | Lehi, Utah (Skyridge HS) | 98 | Slone, Cian | DE |
| 69 | Falepule Alo | OL | 6-2 | 285 | Sr.* | 2L | Gonzales, Louisiana (West (UT) HS) | 34 | Slone, Teeg | S |
| 70 | Jr Sia | OL | 6-4 | 360 | Fr. | HS | Herriman, Utah (Mountain Ridge HS) | 52 | Spires, Blaine | DE |
| 72 | Calvin Knapp | OL | 6-4 | 280 | G-Sr. | 2L | Jackson, Wisconsin (Germantown HS/Iowa Western CC) | 7 | Steele, Xavion | CB |
| 73 | Elia Migao | OL | 6-2 | 310 | So. | 1L | Temecula, California (Chaparral HS) | 83 | Sterzer, Josh | TE |
| 74 | Jarvis Griffiths | OL | 6-3 | 280 | Fr. | HS | American Fork, Utah (American Fork HS) | 3 | Strong, Javar | S |
| 75 | Bryce Radford | OL | 6-6 | 320 | Fr. | RS | Hyde Park, Utah (Green Canyon HS) | 29 | Sundstrom, Jackson | S |
| 76 | Jackson Owens | OL | 6-5 | 295 | Sr.* | 1L | Sandy, Utah (East HS) | 31 | Sweat, Kadiyon | S |
| 77 | Ralph Frias III | OL | 6-6 | 340 | G-Sr. | TR | Safford, Arizona (Safford HS/Arizona State) | 3 | Switzer, Anthony | S |
| 78 | Cole Keele | OL | 6-4 | 280 | Fr. | HS | Morgan, Utah (Morgan HS) | 2 | Tafisi Jr., MJ | ILB |
| 79 | Wade Meacham | OL | 6-5 | 310 | G-Sr. | 3L | Layton, Utah (Layton HS) | 59 | Testa, William | PK |
| 82 | Cole Christensen | WR | 5-10 | 165 | Fr. | HS | Highland, Utah (Lone Peak HS) | 15 | Tia, Otto | WR |
| 83 | Josh Sterzer | TE | 6-3 | 240 | Sr.* | 3L | Salt Lake City, Utah (Taylorsville HS) | 95 | Tomczyk, Adam | DE |
| 84 | Ryder MacGillivray | WR | 6-1 | 175 | So. | 1L | Provo, Utah (Provo HS) | 12 | Tuatagaloa, Chase | TE |
| 85 | Parker Buchanan | TE | 6-5 | 240 | So. | 1L | Brigham City, Utah (Box Elder HS) | 41 | Tu'akoi, Maka | DE |
| 86 | Will Monney | TE | 6-4 | 230 | Fr. | HS | Springville, Utah (Springville HS) | 48 | Tuiaki, Seni | DT |
| 87 | Broc Lane | TE | 6-4 | 245 | Jr.* | 2L | Chandler, Arizona (Perry HS) | 9 | Vakauta, Poukesi | DT |
| 89 | Elliott Nimrod | PK | 6-0 | 180 | Jr. | 2L | Bentonville, Arkansas (Bentonville HS/Arkansas State) | 9 | Van Leeuwen, Kyle | WR |
| 90 | Clifton Moseley Jr. | DT | 6-3 | 340 | Jr. | JC | Shreveport, Louisiana (Calvary Baptist Academy/Navarro CC) | 0 | Vaughn, Terrell | WR |
| 92 | Dalin Walker | DT | 6-3 | 255 | Fr. | HS | Meridian, Idaho (Owyhee HS) | 93 | Vogl, Bryan | DT |
| 93 | Bryan Vogl | DT | 6-2 | 250 | Fr. | HS | Eagle Mountain, Utah (Cedar Valley HS) | 92 | Walker, Dalin | DT |
| 94 | Vaughn Mamea | DT | 6-2 | 345 | Jr. | JC | San Jose, California (Independence HS/College of San Mateo) | 42 | Ward, John | DE |
| 95 | Adam Tomczyk | DE | 6-3 | 225 | Fr. | RS | Los Alamitos, California (Los Alamitos HS) | 30 | Williams, Josh | ILB |
| 96 | Sir Mells | DT | 6-4 | 300 | R-Fr. | TR | Orlando, Florida (Liberty (NEV) HS/Oregon) | 16 | Williams, Levi | QB |
| 98 | Cian Slone | DE | 6-4 | 225 | Jr. | JC | Rocklin, California (Rocklin HS/American River College) | 37 | Wright, Jaeden | ILB |

* - Has a super senior season available.

/// COACHES / SUPPORT STAFF ///

Head Coach/Offensive Coordinator (Quarterbacks): Blake Anderson (Sam Houston State, 1992), Third Year; **Defensive Coordinator:** Joe Cauthen (Stephen F. Austin, 1990), First Year; **Special Teams Coordinator:** Nick Paremski (Wisconsin-La Crosse, 2003), Third Year; **Co-Offensive Coordinator (Wide Receivers):** Kyle Cefalo (Colorado, 2012), Third Year; **Defensive Passing Game Coordinator (Cornerbacks):** Mitchell White (Michigan State, 2012), First Year; **Assistant Coach (Tight Ends):** DJ Tialavea (Utah State, 2013), Third Year; **Assistant Coach (Linebackers):** Mike Zuckerman (Miami, Florida, 2012), Third Year; **Assistant Coach (Offensive Line):** Cooper Bassett (Oklahoma State, 2012), First Year; **Assistant Coach (Defensive Line):** Tevita Finau (Utah, 2012), First Year; **Assistant Coach (Running Backs):** Rodney Freeman II (Abilene Christian, 2009), First Year; **Assistant Coach (Safeties):** Ethan Morriss (West Texas A&M, 2015), Third Year; **Director of Athletic Development:** Paul Jackson (Montclair State, 2006), Third Year; **Assistant Strength Coach:** Julian Whitehead (Mississippi, 2011), Third Year; **Assistant Strength Coach:** Thomas Gilson (Massachusetts, 2011), Third Year; **Strength Graduate Assistant:** Andy Koch (Utah State, 2022), Second Year; **Senior Defensive Analyst:** Tim Burmeister (Wisconsin-Stevens Point, 2015), Fourth Year; **Senior Defensive Analyst:** Blaise Taylor (Arkansas State, 2016), First Year; **Offensive Analyst:** Hayden Kingston (UCF, 2020), Third Year; **Senior Special Teams Analyst:** Bobby Dodd (Arkansas State, 2016), Third Year; **Defensive Graduate Assistant:** BJ Edmunds (Arkansas State, 2019), Third Year; **Defensive Graduate Assistant:** Derrick Nsubuga (Lindenwood, 2016), First Year; **Offensive Graduate Assistant:** Brandon Bowling (Arkansas State, 2020), First Year; **Offensive Graduate Assistant:** Cob Summers (Harding University, 2022), First Year; **Director of Operations:** Scotty Conley (Texas A&M-Commerce, 1970), Third Year; **Director of Player Personnel:** Kevin Goodwin (Stephen F. Austin, 1995), First Year; **Director of Player Development and Community Engagement:** Austin Albrecht (Utah State, 2016), Third Year; **Director of Internal Operations:** JT May (Arizona, 2013), Third Year; **Defensive Recruiting Analyst:** Tyrone Saterfield (Louisville, 2015), First Year; **Offensive Recruiting Analyst:** Jake Spence (Kansas, 2023), First Year; **Director of Creative Content:** Natalie Clark (Texas Tech, 2022), First Year; **Assistant Director of Creative Content:** Walker Erickson (Weber State, 2023), First Year; **Administrative Assistant:** Elsie Murphy (Utah State, 2023), First Year; **Associate Athletics Director for Sports Medicine:** Mike Williams (Utah State, 1996), 25th Year; **Assistant Athletics Director for Video Operations:** Bill Garren (Idaho State, 2002), 18th Year; **Equipment Manager:** Chris Dunlap (Sam Houston State, 2019), First Year.

/// ON THE SIDELINES ///

| | | | | | | | | | | |
|-------------------------------|--------------------------|------------------------------|--------------------------------|--------------------|-----------------------|---------------------|--------------------------|---------------------------|-----------------------|----------------------|
| | | | | | | | | | | |
| Blake Anderson | Joe Cauthen | Nick Paremski | Mitchell White | DJ Tialavea | Cooper Bassett | Tevita Finau | Rodney Freeman II | Kyle Cefalo | Mike Zuckerman | Ethan Morriss |
| Head Coach/ Off. Coord./QB | Defensive Coordinator | Special Teams Coordinator | Def. Passing Game Coord./CB | Tight Ends | Offensive Line | Defensive Line | Running Backs | Co-Offensive Coord./WR | Linebackers | Safeties |

/// IN THE PRESS BOX ///





2023 UTAH STATE DEPTH CHART

/// OFFENSE ///

| | | |
|-------------|-----------|---|
| WR | 1 | Jaylen Royals (6-0, 195, Jr., 1L) |
| | 15 | Otto Tia (6-4, 215, So., 1L) |
| | 23 | Grant Page (6-3, 200, R-Fr., TR) |
| SLOT | 0 | Terrell Vaughn (5-7, 175, Sr., 1L) |
| | 26 | Kyrese Rowan (5-10, 185, Jr., 1L) |
| | 84 | Ryder MacGillivray (6-1, 175, So., 1L) |
| LT | 77 | Ralph Frias III (6-6, 340, G-Sr., TR) |
| | 72 | Calvin Knapp (6-4, 280, G-Sr., 2L) |
| LG | 60 | Wyatt Bowles (6-5, 290, Sr., 2L) |
| | 79 | Wade Meacham (6-5, 310, G-Sr., 3L) |
| C | 69 | Falepule Alo (6-2, 285, Sr., 2L) |
| | 62 | Aloali'i Maui (6-1, 300, So., JC) |
| RG | 65 | Tavo Motu'apuaka (6-5, 330, Fr., RS) |
| | 62 | Aloali'i Maui (6-1, 300, So., JC) |
| RT | 56 | Cole Motes (6-5, 305, Jr., 2L) |
| -or- | 54 | Teague Andersen (6-5, 295, Fr., RS) |
| | 58 | Shively Asoau Fua (6-5, 315, Jr., JC) |
| TE | 87 | Broc Lane (6-4, 245, Jr., 2L) |
| -or- | 83 | Josh Sterzer (6-3, 240, Sr., 3L) |
| | 86 | Will Monney (6-4, 230, Fr., HS) |
| WR | 4 | Micah Davis (5-11, 185, Jr., JC) |
| | 8 | Colby Bowman (6-2, 195, G-Jr., TR) |
| RB | 6 | Davon Booth (5-10, 205, Jr. JC) |
| | 2 | Robert Briggs Jr. (5-6, 185, So., 1L) |
| | 3 | Rahsul Faison (5-11, 200, Jr., JC) |
| QB | 5 | Cooper Legas (6-1, 215, G-Sr., 1L) |
| | 10 | McCae Hillstead (5-10, 185, Fr., HS) |
| | 16 | Levi Williams (6-5, 230, G-Jr., 1L) |

/// DEFENSE ///

| | | |
|-------------|-----------|--|
| DE | 32 | Paul Fitzgerald (6-3, 240, Fr., RS) |
| | 45 | Enoka Migao (6-4, 255, So., 1L) |
| | 42 | John Ward (6-4, 245, Jr., 1L) |
| DT | 48 | Seni Tuiaki (6-1, 280, So., 1L) |
| | 9 | Poukesi Vakauta (6-0, 305, Sr., 2L) |
| | 55 | Siaosi Lauhingoa (6-2, 285, Jr., JC) |
| | 90 | Clifton Mosley Jr. (6-3, 340, Jr., JC) |
| DT | 8 | Hale Motu'apuaka (6-1, 290, Sr., 4L) |
| | 96 | Sir Mells (6-4, 300, R-Fr., TR) |
| | 44 | Bo Maile (6-2, 280, So., 1L) |
| DE | 98 | Cian Slone (6-4, 225, Jr., JC) |
| | 52 | Blaine Spires (6-2, 240, Jr., TR) |
| | 56 | Ioholani Raass (6-2, 235, So., JC) |
| WILL | 3 | Anthony Switzer (6-0, 210, R-Jr., TR) |
| | 40 | Gavin Barthiel (6-0, 225, So., TR) |
| | 14 | Bronson Olevao Jr. (6-1, 215, Fr., RS) |
| MIKE | 2 | MJ Tafisi Jr. (6-0, 250, G-Sr., 1L) |
| | 20 | Cole Joyce (6-0, 235, So., 1L) |
| SAM | 10 | Jaiden Francois (6-0, 190, Jr., TR) |
| | 27 | Logan Pili (6-0, 225, R-Fr., TR) |
| CB | 17 | Avante Dickerson (6-0, 175, R-So., TR) |
| | 18 | JD Drew (6-0, 165, Fr., RS) |
| | 7 | Xavion Steele (5-9, 180, G-Sr., 2L) |
| BS | 6 | Ike Larsen (5-10, 185, So., 1L) |
| | 34 | Tegg Slone (6-0, 185, So., JC) |
| FS | 23 | Devin Dye (6-0, 185, So., JC) |
| | 12 | Simeon Harris (5-11, 185, So., TR) |
| CB | 22 | Michael Anyanwu (5-9, 180, G-Sr., 4L) |
| | 21 | Jaylen Martin (6-2, 175, Jr., JC) |

/// SPECIALISTS ///

| | | |
|-----------|-----------|---|
| P | 47 | Ryan Marks (5-11, 215, Fr., RS) |
| | 89 | Elliott Nimrod (6-0, 180, Jr., 2L) |
| PK | 89 | Elliott Nimrod (6-0, 180, Jr., 2L) |
| | 59 | William Testa (5-10, 200, Jr., JC) |
| KO | 89 | Elliott Nimrod (6-0, 180, Jr., 2L) |
| | 47 | Ryan Marks (5-11, 215, Fr., RS) |
| LS | 49 | Jacob Garcia (6-0, 250, Jr., 2L) |
| | 50 | Alexander McDougall (5-11, 205, Fr., HS) |

| | | |
|------------|-----------|---|
| HLD | 47 | Ryan Marks (5-11, 215, Fr., RS) |
| | 89 | Elliott Nimrod (6-0, 180, Jr., 2L) |
| PR | 4 | Micah Davis (5-11, 185, Jr., JC) |
| | 31 | Cooper Jones (5-6, 170, Sr., 2L) |
| KOR | 0 | Terrell Vaughn (5-7, 175, Sr., 1L) |
| | 4 | Micah Davis (5-11, 185, Jr., JC) |

Bold -- denotes 2022 starter

/// PRONUNCIATION GUIDE ///

| | | | | | | | | |
|----|-------------------|--------------------------------|----|------------------|-------------------------------|----|--------------------|-----------------------|
| 11 | Zion Andreasen | Ann-dray-sen | 55 | Siaosi Lauhingoa | See-oh-say Luh-hing-noa | 14 | Bronson Olevao Jr. | Oh-leh-vow |
| 69 | Falepule Alo | Fuh-lay-poo-lay Ah-low | 5 | Cooper Legas | Luh-gah | 27 | Logan Pili | Pee-lee |
| 22 | Michael Anyanwu | Aun-yawn-wu | 44 | Bo Maile | My-lay | 56 | Ioholani Raass | Yo-huh-law-knee Ross |
| 58 | Shively Asoau Fua | Shy-v-ley Ah-suh-wow-uh Fuh-uh | 94 | Vaughn Mamea | Ma-meh-ah | 70 | Jr Sia | See-yuh |
| | | | 62 | Aloali'i Maui | Uh-low-uh-lee-ee Maw-ee | 98 | Cian Slone | Key-un |
| 40 | Gavin Barthiel | Bar-theel | 79 | Wade Meacham | Me-chum | 31 | Kadiyon Sweat | Kay-dee-un Ss-wet |
| 13 | Zakkarii Black | Zuh-car-ee | 73 | Elia Migao | Eh-lee-uh Ming-ow | 7 | Xavion Steele | Za-vee-on |
| 6 | Davon Booth | Duh-von | 45 | Enoka Migao | Eh-no-kuh Ming-ow | 2 | MJ Tafisi Jr. | Tuh-fee-cee |
| 60 | Wyatt Bowles | Bowls | 16 | Ja'kheo Mitchell | Juh-key-oh | 15 | Otto Tia | Ah-toe Tee-uh |
| 11 | Kahanu Davis | Kuh-hah-new | 86 | Will Monney | Money | 95 | Adam Tomczyk | Tom-check |
| 3 | Rahsul Faison | Ruh-suhl Fay-zon | 56 | Cole Motes | Mow-ts | 41 | Maka Tu'akoi | Muh-kuh Two-uh-koy |
| 22 | Sione Finau | See-oh-knee Fee-now | 8 | Hale Motu'apuaka | Huh-lay Mow-too-uh-poo-uh-kuh | 12 | Chase Tuatagaloa | Too-uh-tung-uh-low-uh |
| 28 | Bowen Fjord | Fee-ord | 65 | Tavo Motu'apuaka | Tah-vo Mow-too-uh-poo-uh-kuh | 48 | Seni Tuiaki | Sen-ee Too-ee-uh-kee |
| 10 | Jaiden Francois | Jay-dun Fran-swah | | | | 96 | Poukesi Vakauta | Poe-kes-e Va-ka-oo-ta |
| 77 | Ralph Frias III | Free-us | 66 | Sione Nomani | See-oh-knee Nam-uh-knee | 9 | Kyle Van Leeuwen | Van Lou-en |
| 12 | Simeon Harris | Sim-e-un | 5 | Omari Okeke | Oh-mar-ee Oh-key-key | 0 | Terrell Vaughn | Tuh-rell |
| 61 | K'leyone Iosua | Kay-lee-oh-knee Yo-soo-uh | 19 | Austin Okerwa | Ok-ru-wa | 93 | Bryan Vogl | Vo-gul |
| 63 | Stephen Kotsanlee | Kot-sun-lee | | | | | | |





/// SQUAD BREAKDOWN (114) ///

| | |
|------------------|----|
| Freshmen | 44 |
| Sophomores | 21 |
| Juniors | 29 |
| Seniors | 20 |

/// LETTERMEN RETURNING (35) ///

OFFENSE (19)

| | |
|--|----|
| Falepule Alo (Sr., 6-2, 285, 2L) | OL |
| Wyatt Bowles (Sr., 6-5, 290, 2L) | OL |
| Robert Briggs Jr. (So., 5-6, 185, 1L) | RB |
| Parker Buchanan (So., 6-5, 240, 1L) | TE |
| Cooper Jones (Sr., 5-6, 170, 2L) | RB |
| Calvin Knapp (G-Sr., 6-4, 280, 2L) | OL |
| Broc Lane (Jr., 6-4, 245, 2L) | TE |
| Cooper Legas (G-Sr., 6-1, 215, 1L) | QB |
| Ryder MacGillivray (So., 6-1, 175, 1L) | WR |
| Wade Meacham (G-Sr., 6-5, 310, 3L) | OL |
| Elia Migao (So., 6-2, 310, 1L) | OL |
| Cole Motes (Jr., 6-5, 305, 2L) | OL |
| Kyrese Rowan (Jr., 5-10, 185, 1L) | WR |
| Jalen Royals (Jr., 6-0, 195, 1L) | WR |
| Josh Sterzer (Sr., 6-3, 240, 3L) | TE |
| OttoTia (So., 6-4, 215, 1L) | WR |
| Kyle Van Leeuwen (Sr., 5-9, 190, 2L) | WR |
| Terrell Vaughn (Sr., 5-7, 175, 1L) | WR |
| Levi Williams (G-Jr., 6-5, 230, 1L) | QB |

DEFENSE (13)

| | |
|---|-----|
| Max Alford (So., 6-1, 235, 1L) | ILB |
| Michael Anyanwu (G-Sr., 5-9, 180, 4L) | CB |
| Cole Joyce (So., 6-0, 235, 1L) | ILB |
| Ike Larsen (So., 5-10, 185, 1L) | S |
| Bo Maile (So., 6-2, 280, 1L) | DE |
| Enoka Migao (So., 6-4, 255, 1L) | DE |
| Hale Motu'apuaka (Sr., 6-1, 290, 4L) | DT |
| Omari Okeke (Sr., 6-2, 195, 1L) | S |
| Xavion Steele (G-Sr., 5-9, 180, 2L) | CB |
| MJ Tafisi Jr. (G-Sr., 6-0, 250, 1L) | ILB |
| Seni Tuiaki (So., 6-1, 280, 1L) | DT |
| Poukesi Vakauta (Sr., 6-0, 305, 2L) | DT |
| John Ward (Jr., 6-4, 245, 1L) | DE |

SPECIALISTS (3)

| | |
|---|----|
| Jacob Garcia (Jr., 6-0, 250, 2L) | LS |
| Stephen Kotsanlee (Sr., 6-1, 205, 3L) | P |
| Elliott Nimrod (Jr., 6-0, 180, 2L) | PK |

/// STARTERS RETURNING (9) ///

OFFENSE (4)

| | |
|--|----|
| Cooper Legas (G-Sr., 6-1, 215, 1L) | QB |
| Wade Meacham (G-Sr., 6-5, 310, 3L) | OL |
| Josh Sterzer (Sr., 6-3, 240, 3L) | TE |
| Terrell Vaughn (Sr., 5-7, 175, 1L) | WR |

DEFENSE (5)

| | |
|---|-----|
| Michael Anyanwu (G-Sr., 5-9, 180, 4L) | CB |
| Ike Larsen (So., 5-10, 185, 1L) | S |
| Hale Motu'apuaka (Sr., 6-1, 290, 4L) | DT |
| MJ Tafisi Jr. (G-Sr., 6-0, 250, 1L) | ILB |
| Poukesi Vakauta (Sr., 6-0, 305, 2L) | DT |

/// REDSHIRTS RETURNING (14) ///

OFFENSE (7)

| | |
|--|----|
| Teague Andersen (Fr., 6-5, 295, HS) | OL |
| Tavo Motu'apuaka (Fr., 6-5, 330, HS) | OL |
| Austin Okerwa (Fr., 6-1, 190, HS) | WR |
| Adam Pond (Fr., 6-5, 295, HS) | OL |
| Bryce Radford (Fr., 6-6, 320, HS) | OL |
| Quentin Riley (Fr., 6-1, 195, HS) | WR |
| Chase Tuatagaloa (Fr., 6-4, 230, HS) | TE |

/// REDSHIRTS RETURNING (cont.) ///

DEFENSE (6)

| | |
|--|-----|
| JD Drew (Fr., 6-0, 165, HS) | CB |
| Paul Fitzgerald (Fr., 6-3, 240, HS) | DE |
| Bronson Olevao Jr. (Fr., 6-1, 215, HS) | ILB |
| Anthony Switzer (Jr., 6-0, 210, TR) | S |
| Adam Tomczyk (Fr., 6-3, 225, HS) | DE |
| Josh Williams (Fr., 6-1, 205, HS) | ILB |

SPECIALISTS (1)

| | |
|---------------------------------------|-----|
| Ryan Marks (Fr., 5-11, 215, HS) | K/P |
|---------------------------------------|-----|

/// SQUADMEN RETURNING (3) ///

OFFENSE (1)

| | |
|---|----|
| Jackson Owens (Sr., 6-5, 295, 1L) | OL |
|---|----|

DEFENSE (2)

| | |
|---|----|
| Kaden Jolley (Jr., 6-1, 245, SQ) | DE |
| Dusten Ramseyer-Burdett (Sr., 5-11, 190, SQ) .. | S |

/// NEWCOMERS (62) ///

OFFENSE (27)

| | |
|---|----|
| Shively Asoau Fua (Jr., 6-5, 315, JC) | OL |
| Jaydon Bailey (Fr., 5-10, 190, HS) | RB |
| Zakkarii Black (Fr., 5-6, 135, HS) | WR |
| Davon Booth (Jr., 5-10, 205, JC) | RB |
| Colby Bowman (Jr., 6-2, 195, TR) | WR |
| Cole Christensen (Fr., 5-10, 165, HS) | WR |
| Corbin Cottle (Fr., 5-9, 185, HS) | RB |
| Kahanu Davis (Jr., 5-10, 180, JC) | WR |
| Micah Davis (Jr., 5-11, 185, JC) | WR |
| Rahsul Faison (Jr., 5-11, 200, JC) | RB |
| Sione Finau (Sr., 5-11, 185, TR) | RB |
| Reggie Foster (Fr., 5-9, 185, HS) | RB |
| Ralph Frias III (Sr., 6-6, 340, TR) | OL |
| Jarvis Griffiths (Fr., 6-3, 280, HS) | OL |
| Ezra Harris (Fr., 6-1, 195, HS) | QB |
| Jake Hellmann (Jr., 6-5, 305, JC) | OL |
| McCae Hillstead (Fr., 5-10, 185, HS) | QB |
| K'Leyone Iosua (Fr., 6-3, 305, HS) | OL |
| Arcelles Johnson (Jr., 6-5, 190, JC) | WR |
| Cole Keele (Fr., 6-4, 280, HS) | OL |
| Aloali'i Maui (So., 6-1, 300, JC) | OL |
| Will Monney (Fr., 6-4, 230, HS) | TE |
| Sione Nomani (Jr., 6-4, 315, JC) | OL |
| Jackson Olsen (Fr., 6-4, 190, HS) | WR |
| Grant Page (R-Fr., 6-3, 200, TR) | WR |
| Zeke Payne (Jr., 6-1, 215, TR) | QB |
| Junior Sia (Fr., 6-4, 360, HS) | OL |

DEFENSE (32)

| | |
|--|-----|
| Zion Andreasen (Fr., 6-4, 230, HS) | DE |
| Al Ashford III (So., 6-0, 180, TR) | CB |
| Gavin Barthiel (So., 6-0, 225, TR) | ILB |
| Gabriel Bryan (Jr., 6-0, 180, JC) | CB |
| Emerson Conlon (Fr., 6-2, 245, HS) | DT |
| Chase Davis (Fr., 6-3, 180, HS) | S |
| Avante Dickerson (R-So., 6-0, 175, TR) | CB |
| Devin Dye (So., 6-0, 185, JC) | S |
| Bowen Fjord (Fr., 6-1, 225, HS) | ILB |
| Noah Flores (Fr., 5-10, 170, HS) | CB |
| Jaiden Francois (Jr., 6-0, 190, TR) | CB |
| Simeon Harris (So., 5-11, 185, TR) | S |
| Tanner Jolley (Fr., 6-2, 225, HS) | DE |
| Siaosi Lauhingoa (Jr., 6-2, 285, JC) | DT |
| Vaughn Mamea (Jr., 6-2, 345, JC) | DT |
| Jaylen Martin (Jr., 6-2, 175, JC) | CB |
| Sir Mells (R-Fr., 6-4, 300, TR) | DT |
| Ja'kheo Mitchell (Fr., 5-11, 175, HS) | CB |
| Clifton Mosley Jr. (Jr., 6-3, 340, JC) | DT |
| Logan Pili (R-Fr., 6-0, 225, TR) | ILB |
| Ioholani Raass (So., 6-2, 235, JC) | DE |
| Titan Saxton (Fr., 5-11, 165, HS) | S |
| Cian Slone (Jr., 6-4, 225, JC) | DE |

/// NEWCOMERS (cont.) ///

| | |
|---|-----|
| Teeg Slone (So., 6-0, 185, JC) | S |
| Blaine Spires (Jr., 6-2, 240, TR) | DE |
| Javar Strong (So., 6-3, 195, JC) | S |
| Jackson Sundstrom (R-Fr., 6-0, 190, TR) | S |
| Kadiyon Sweat (Fr., 6-0, 190, HS) | S |
| Maka Tu'akoi (So., 6-5, 210, JC) | DE |
| Bryan Vogl (Fr., 6-2, 250, HS) | DT |
| Dalin Walker (Fr., 6-3, 255, HS) | DT |
| Jaeden Wright (Fr., 6-0, 190, HS) | ILB |

SPECIALISTS (3)

| | |
|---|----|
| Alexander McDougall (Fr., 5-11, 205, HS) .. | LS |
| Colton Schlimgen (Fr., 6-0, 200, HS) | PK |
| William Testa (Jr., 5-10, 200, JC) | PK |

/// LETTERMEN LOST (28) ///

OFFENSE (11)

| | |
|--|----|
| Logan Bonner (G-Sr., 6-1, 230, 2L) | QB |
| Brian Cobbs (G-Sr., 6-2, 210, TR) | WR |
| NyNy Davis (So., 5-8, 155, 1L) | WR |
| Chandler Dolphin (G-Sr., 6-3, 310, 3L) | OL |
| Alfred Edwards (G-Sr., 6-7, 325, 5L) | OL |
| Quinton Hadnot (So., 6-4, 185, 1L) | WR |
| Weylin Lapuaho (Fr., 6-4, 310, HS) | OL |
| Justin McGriff (Sr., 6-6, 215, 3L) | WR |
| Jacob South (Sr., 6-6, 290, 4L) | OL |
| Calvin Tyler Jr. (G-Sr., 5-8, 210, 2L) | RB |
| Jordan Wilmore (Sr., 5-8, 200, 1L) | RB |

DEFENSE (16)

| | |
|--|-----|
| Ajani Carter (Sr., 6-0, 195, 4L) | CB |
| Tavian Coleman (So., 6-1, 280, 1L) | DT |
| Andre Grayson (G-Sr., 5-8, 160, 4L) | CB |
| Daniel Grzesiak (G-Jr., 6-1, 245, 1L) | DE |
| Gurvan Hall (G-Sr., 6-0, 175, 1L) | S |
| Patrick Joyner Jr. (Jr., 6-3, 245, 2L) | DE |
| Luke Marion (R-So., 6-0, 180, 1L) | S |
| Sione Moa (R-Fr., 6-1, 220, 1L) | ILB |
| Jamie Nance (So., 6-1, 165, 2L) | CB |
| Kaleo Neves (Sr., 6-1, 195, 3L) | OLB |
| Phillip Paea (G-Sr., 6-4, 305, 2L) | DT |
| Hunter Reynolds (G-Sr., 6-0, 200, 2L) | S |
| Jaden Smith (Sr., 5-9, 170, 2L) | CB |
| Dominic Tatum (Sr., 6-3, 180, 3L) | CB |
| Byron Vaughns (Jr., 6-4, 225, 2L) | DE |
| AJ Vongphachanh (Sr., 6-2, 230, 4L) | ILB |

SPECIALISTS (1)

| | |
|--|----|
| Connor Coles (G-Sr., 6-0, 220, 3L) | PK |
|--|----|

/// STARTERS LOST (13) ///

OFFENSE (7)

| | |
|--|----|
| Brian Cobbs (G-Sr., 6-2, 210, TR) | WR |
| Chandler Dolphin (G-Sr., 6-3, 310, 3L) | OL |
| Alfred Edwards (G-Sr., 6-7, 325, 5L) | OL |
| Weylin Lapuaho (Fr., 6-4, 310, HS) | OL |
| Justin McGriff (Sr., 6-6, 215, 3L) | WR |
| Jacob South (Sr., 6-6, 290, 4L) | OL |
| Calvin Tyler Jr. (G-Sr., 5-8, 210, 2L) | RB |

DEFENSE (6)

| | |
|---|-----|
| Ajani Carter (Sr., 6-0, 195, 4L) | CB |
| Daniel Grzesiak (G-Jr., 6-1, 245, 1L) | DE |
| Kaleo Neves (Sr., 6-1, 195, 3L) | OLB |
| Hunter Reynolds (G-Sr., 6-0, 200, 2L) | S |
| Byron Vaughns (Jr., 6-4, 225, 2L) | DE |
| AJ Vongphachanh (Sr., 6-2, 230, 4L) | ILB |





BLAKE ANDERSON

- **Sam Houston State, 1992**
- **10th Year as Division I Head Coach (73-53 Record)**
- **Third Year at Utah State (22-16 Record)**

• Blake Anderson (hired on Dec. 12, 2020) is in his third year as Utah State's head coach and is the 29th head coach in program history. He has a 73-53 overall record, including a 52-27 conference mark. He has posted a 22-16 record at USU, including a 14-9 Mountain West record.

• Anderson has 30 years of coaching experience and has been part of six conference championships. He has also coached in 13 bowl games and he won a national championship at the junior college level.

• During the 2022 campaign, Anderson led Utah State to six wins and its 10th bowl game in the past 12 seasons, including its second in as many years. USU also tied for second-place in the Mountain Division of the Mountain West with a 5-3 mark as the Aggies had nine players earn various all-conference accolades. Graduate senior safety Hunter Reynolds was named a ProFootballFocus Honorable Mention All-American, while redshirt freshman safety Ike Larsen was named a College Football News Honorable Mention Freshman All-American.

• In his first season at Utah State, Anderson led the Aggies to their first-ever Mountain West Championship with a 46-13 win at No. 19 San Diego State, their sixth bowl win in school history with a 24-13 victory against Oregon State in the Jimmy Kimmel LA Bowl, and a school-record-tying 11 wins as USU was picked to finish fifth in the Mountain Division of the MW in the preseason polls.

• Under Anderson, Utah State tied for the best turnaround in the nation in 2021 as the Aggies became the first FBS program ever to go from zero or one win to 11 wins the following season.

• During the 2021 season, Utah State set 10 school records, including 4,248 passing yards and 41 touchdown passes, and tied four more as it became the first FBS program in eight years to go 7-0 on the road. USU also ranked 15th in the nation in passing offense (303.4 ypg) and 23rd in total offense (445.6 ypg), and was top three in the MW in passing offense, total offense and scoring offense (32.6 ppg).

• Anderson, who was named the AFCA Region 5 Coach of the Year in 2021 at Utah State, mentored a pair of Aggies that broke several single-season school records in quarterback Logan Bonner and wide receiver Deven Thompkins. Bonner set school records in passing touchdowns (36) and passing yards (3,628), while Thompkins set school records for receptions (102) and receiving yards (1,704).

• Overall, Anderson saw nine of his players earn all-Mountain West honors, including Thompkins, who was named a third-team All-American by The Associated Press.

• Anderson came to Utah State after spending seven years as the head coach at Arkansas State, leading ASU to six-consecutive winning seasons and six-straight bowl games (2014-19), including a 31-13 win against UCF in the 2016 Cure Bowl and a 34-26 win against FIU in the 2019 Camellia Bowl. ASU also won back-to-back Sun Belt Conference Championships under Anderson (2015-16).

• During that six-year stretch, the Red Wolves broke 12 school records, including 494.8 yards of total offense per game, 4,106 passing yards and 38 touchdown passes in 2017, 520 points scored and 69 total touchdowns in 2015, and 6,174 yards of total offense and 1,024 total plays in 2014.

• The Red Wolves won at least seven games, including at least five league games, six-straight years under Anderson, including a nine-victory campaign in 2015 and eight-win seasons in 2016, 2018 and 2019. In all, Anderson posted a 51-37 (.580) record at ASU, including a 38-18 (.679) mark in the Sun Belt Conference. Those 51 wins, 40 of which were by double digits, are tied for the third-most in school history.

• Statistically, Arkansas State annually ranked as one of the top offensive teams in the nation under Anderson. In 2020, the Red Wolves led the Sun Belt Conference and ranked 15th nationally in total offense at 489.7 yards per game. ASU also led the Sun Belt in total offense in 2018 (466.2 ypg), 2017 (494.8 ypg) and 2014 (476.5 ypg), and ranked second in 2015 (438.5 ypg). Furthermore, the 2017 team ranked 10th in the nation in total offense, while the 2018 team was 17th and the 2014 team was 20th nationally.

• As for passing offense, Arkansas State led the Sun Belt Conference and ranked third in the nation in 2020 at 364.4 yards per game. In 2019, the Red Wolves finished second in the conference and 10th in the nation with 312.1 passing yards per game. ASU also led the Sun Belt in passing offense in both 2017 and 2018 with 342.2 and 281.5 passing yards per game, respectively. The 2017 team also ranked fifth nationally in that category, while the 2018 team was 21st in the nation.

• Arkansas State also led the Sun Belt Conference in scoring offense three times under Anderson as the 2017 team averaged 37.8 points per game to rank 13th nationally, while the 2015 team averaged 40.0 points per game to rank 12th in the nation, and the 2014 team averaged 36.7 points per game to rank 18th nationally. In fact, six of Anderson's seven Red Wolves' teams averaged over 30 points per game.

• Following the 2019 campaign, Anderson received the Capital One Orange Bowl-FWAA Courage Award and was named the Grant Teaff Coach of the Year, presented annually by the Fellowship of Christian Athletes, as he guided the Red Wolves to an 8-5 record and Camellia Bowl championship after his wife, Wendy, passed away prior to the start of the season following a courageous battle with cancer.

• A two-year letterwinner at wide receiver for Sam Houston State from 1990-91, Anderson was named Southland Conference all-academic as a senior. He also played for two years as a quarterback and receiver at Baylor (1988-89). Anderson graduated with his bachelor's degree in kinesiology from SHSU in 1992. He also attained his master's degree in sports administration from Eastern New Mexico in 1994.

/// THE ANDERSON FILE ///

COACHING EXPERIENCE

| | |
|---------|--|
| 2023- | Utah State – Head Coach/Off. Coord./QB |
| 2021-22 | Utah State – Head Coach |
| 2014-20 | Arkansas State – Head Coach |
| 2012-13 | North Carolina – Offensive Coordinator/QB |
| 2010-11 | Southern Miss – Offensive Coordinator/QB |
| 2008-09 | Southern Miss – Run Game Coordinator/QB |
| 2007 | Louisiana – Offensive Coordinator/QB |
| 2002-04 | Middle Tennessee – Co.Off. Coordinator/QB |
| 2001 | New Mexico – Wide Receivers |
| 1999-00 | New Mexico – Running Backs |
| 1998 | Trinity Valley CC – Offensive Coordinator |
| 1995-97 | Trinity Valley CC – Recruiting Coordinator QB/WR/DB |
| 1994 | Howard Payne – Wide Receivers |
| 1993 | Eastern New Mexico – Wide Receivers |
| 1992 | Eastern New Mexico – Graduate Assistant |

BOWL GAMES (13)

| |
|--|
| Utah State (2) – 2022 SERVPRO First Responder; 2021 Jimmy Kimmel LA |
| Arkansas State (6) – 2019 Camellia; 2018 Arizona; 2017 Camellia; 2016 Cure; 2015 New Orleans; 2014 GoDaddy.com |
| North Carolina (1) – 2013 Belk |
| Southern Miss (4) – 2011 Hawaii; 2010 Beef 'O' Brady's; 2009 New Orleans; 2008 R+L Carriers |

NATIONAL CHAMPIONSHIPS (1)

| |
|--|
| Trinity Valley Community College (1) – NJCAA, 1997 |
|--|

CONFERENCE CHAMPIONSHIPS (6)

| |
|---|
| Utah State (1) – Mountain West, 2021 |
| Arkansas State (2) – Sun Belt, 2016, 2015 |
| Southern Miss (1) – Conference USA, 2011 |
| Trinity Valley CC (1) – Texas JC, 1997 |
| Howard Payne (1) – Texas IA, 1994 |

DIVISIONAL CHAMPIONSHIPS (2)

| |
|--|
| Utah State (1) – MW Mountain, 2021 |
| North Carolina (1) – ACC Coastal, 2012 |

PLAYING EXPERIENCE

| | |
|---------|--------------------------------------|
| 1990-91 | Sam Houston State – Wide Receiver |
| 1988-89 | Baylor – Quarterback / Wide Receiver |

EDUCATION

| | |
|------|--|
| 1994 | E. New Mexico – Sports Administration (M.S.) |
| 1992 | Sam Houston State – Kinesiology (B.S.) |

FAMILY

Wife, Brittany; Sons, Coleton, Cason; Daughters, Calie, Collins, Ellison





/// MEDIA SCHEDULE - NEW MEXICO WEEK ///

| MONDAY | TUESDAY | WEDNESDAY | THURSDAY | FRIDAY | SATURDAY |
|--|---|--|--|---|-----------------|
| Press Conference Noon- Head Coach 12:15 pm- Players Practice Practice is Closed No Availability | Practice Requested players and assistant coaches available after practice. | Practice Practice is Closed No Availability Blake Anderson Radio Show 7 p.m. | Practice Practice is Closed Travel Day No Availability | vs. New Mexico Kickoff- 1:30 pm CBSSN Post Game Coach Anderson and requested players available in designated media area. | No Availability |

UTAH STATE MEDIA RELATIONS CONTACTS

- Associate Athletics Director for Media Relations **Doug Hoffman** (435-797-3714 office, 435-881-8011 cell, doug.hoffman@usu.edu) handles all media requests for the Utah State football program, along with Assistant Media Relations Coordinator **Wade Denniston** (435-797-1361 office, 435-787-8587 cell, wade.denniston@usu.edu).
- For updated statistics, rosters, game notes and all Aggie news, go to the official Utah State Athletics website at UtahStateAggies.com.

AGGIE RADIO NETWORK

- Utah State football games are broadcast on the Aggie Radio Network, which includes the following stations: **KZNS (1280 AM/97.5 FM)** in Salt Lake City, **KVNU (610 AM/102.1 FM)** in Logan, **KRPX (102.7 FM)** in Green River, **KRPX (100.3 FM)** in Moab, **KVSI (1450 AM/104.5 FM)** in Montpelier, **KRPX (95.9 FM)** in Orangeville and **KRPX (95.3 FM)** in Price, as well as on the internet at www.UtahStateAggies.com. Scott Garrard serves as the play-by-play announcer, while former USU quarterback Kevin White (1988-89) serves as the analyst.

WEEKLY PRESS CONFERENCE

- Utah State head coach **Blake Anderson** will hold his weekly press conference every Monday during the season at noon MT. Selected players will also be available. There will not be a live stream, but the press conference will be posted on USU's website at UtahStateAggies.com.

PRACTICE SCHEDULE / INTERVIEW REQUESTS

- Practices are closed to the media. Requested coaches and players will be available for post-practice phone interviews on Tuesdays each week. All player and assistant coaching staff interview requests should be directed to **Doug Hoffman**. Personal phone numbers will not be made available to media. Players have been instructed not to conduct interviews when contacted without prior approval from the media relations staff.

POST-GAME INTERVIEW POLICY

- The Utah State locker room is closed at all times. Head coach **Blake Anderson** and requested players will be available in the Spetman Auditorium on the second floor of the Jim & Carol Laub Athletics-Academics Complex after a brief cooling off period. Video of each post-game press conference will be made available at UtahStateAggies.com. Post-game interviews on the road will be held in accordance with the host school's procedures.

PRESS BOX AND GAMEDAY SERVICES

- Access to the press level (fifth floor) of the West Stadium Center is located on the northwest side of Maverik Stadium. A pregame meal will be served one hour prior to kickoff. Packets with pregame information will be distributed in advance of kickoff on game day. Stat monitors with live, updated statistics are provided for radio and television, while print media can access the same information utilizing StatBroadcast.
- Photographers have access to both the press level (fifth floor) of the West Stadium Center and the Spetman Auditorium on the second floor of the Jim & Carol Laub Athletics-Academics Complex. The Spetman Auditorium is not available until one hour prior to kickoff each game day.
- Requests for working credentials for the 2023 Utah State football season must be sent to **Doug Hoffman**. Media parking is located in the C lot on the north side of Maverik Stadium.

TWITTER

- Follow all of the Aggie coaches and the program on Twitter: **Blake Anderson** @CHbanderson; **Joe Cauthen** @CoachJoeCauthen; **Nick Paremski** @CoachP_UtahSt; **Kyle Cefalo** @kcef35; **Mitchell White** @DBCoachWhite; **DJ Tialavea** @DJTialavea_86; **Mike Zuckerman** @Coach_Zuck; **Cooper Bassett** @CBassett_USU; **Tevita Fina** @T_Finau92; **Rodney Freeman II** @Coach-Free1906; **Ethan Morriss** @CoachMorriss; and **Utah State Football** @USUFootball.

COLLEGEPRESSBOX.COM

- Collegepressbox.com is the official media website for Division I football. Access and download game notes, quotes, statistics, media guides, headshots, logos and more for all FBS schools, conferences, postseason games, awards and the College Football Playoff. For access, please register for an account at collegepressbox.com/register.

/// COACHING STAFF ///

- Head Coach/Off. Coord./QB Blake Anderson
- Alma Mater Sam Houston State, 1992
- Overall Record 73-53 (10th yr)
- School Record 22-16 (3rd yr)
- Conference Record 52-27 (9th yr)
- Bowl Record 3-5
- Defensive Coordinator Joe Cauthen
- Special Teams Coordinator Nick Paremski
- Co-Offensive Coordinator/WR Kyle Cefalo
- Def. Pass Game Coordinator/CB Mitchell White
- Tight Ends DJ Tialavea
- Linebackers Mike Zuckerman
- Offensive Line Cooper Bassett
- Defensive Line Tevita Finau
- Running Backs Rodney Freeman II
- Safeties Ethan Morriss
- Senior Defensive Analyst Tim Burmeister
- Senior Defensive Analyst Blaise Taylor
- Offensive Analyst Hayden Kingston
- Senior Special Teams Analyst Bobby Dodd
- Defensive Graduate Assistant BJ Edmonds
- Defensive Graduate Assistant Derrick Nsubuga
- Offensive Graduate Assistant Brandon Bowling
- Offensive Graduate Assistant Cob Summers
- Director of Athletic Development Paul Jackson
- Assistant Strength Coach Julian Whitehead
- Assistant Strength Coach Thomas Gilson
- Strength Graduate Assistant Andy Koch

/// TEAM INFORMATION ///

- 2023 Record 5-6
- MW Record 3-4
- Ranking NA
- Lettermen Returning 35 (O-19, D-13, S-3)
- Lettermen Lost 28 (O-11, D-16, S-1)
- Starters Returning 9 (O-4, D-5)
- Starters Lost 13 (O-7, D-6)
- Offensive Starters Returning: 4
- Cooper Legas (QB), Wade Meacham (OL), Josh Sterzer (TE), Terrell Vaughn (WR).
- Defensive Starters Returning: 5
- Michael Anyanwu (CB), Ike Larsen (S), Hale Motu'apuaka (DT), MJ Tafisi Jr. (ILB), Poukesi Vakauta (DT).

/// TEAM HISTORY ///

- First Year of Football 1892
- Record (Years) 581-569-31 (126)
- Mountain West Record (Years) 51-34 (10)
- Conference Championships (Last) 13 (2021)
- All-Time Bowl Record 6-10

/// STADIUM INFORMATION ///

- Name Merlin Olsen Field at Maverik Stadium
- Capacity 25,100
- Surface FieldTurf
- Record 162-118
- Year Built 1968





/// UTAH STATE at NEW MEXICO ///



/// SERIES HISTORY ///

Overall USU leads, 16-13-0
In Logan..... USU leads, 9-4-0
In Albuquerque USU trails, 7-9-0
Neutral Site NA
Longest USU Win Streak 6, 2017-22
Longest UNM Win Streak 4, 1956-59
Largest USU Margin of Victory ... (42) 61-19-- 10/27/18
Largest UNM Margin of Victory (28) 28-0-- 12/6/52

/// GAME-BY-GAME RESULTS ///

Table with columns for date, result, and opponent. Rows include games from 12-01-51 to 09-20-97.

/// TOP AGGIES vs. NEW MEXICO ///

Rushing Joey DeMartino (2013)
..... 144 yards on 12 carries
Passing Jordan Love (2018)
..... 448 yards on 23-of-34 passing
Receiving Kevin Curtis (2002)
..... 180 yards on six receptions
Tackles Jesse Busta, 15 (2002)

/// DID YOU KNOW? ///

- Utah State has 46 players in its program from the Beehive State, while New Mexico has 33 players on its roster from the Land of Enchantment.
• Utah State is 48-21 (.696) all-time against Division I teams from the state of New Mexico with a 32-8 record against New Mexico State and a 16-13 record versus New Mexico.
• Utah State is 8-3 (.727) in games played during the month of November under head coach Blake Anderson, and 4-6-1 (.409) all-time in known games played on Nov. 24.
• Utah State is 25-35-1 (.418) all-time in Friday games, including an 0-2 record this year as it lost at Air Force, 39-21, and lost to Fresno State 37-32.

/// THIS WEEK'S OPPONENT ///

SCOUTING NEW MEXICO

• New Mexico is 4-7 on the season and 2-5 in Mountain West play following its 25-17 Mountain West win at Fresno State last weekend. The Lobos are led by senior QB Dylan Hopkins, who is 145-of-251 (.578) passing for 1,949 yards (194.9 ypg) with 11 touchdowns and nine interceptions. Senior RB Jacory Croskey-Merritt leads the team in rushing with 952 yards on 158 carries (6.0 ypc/86.5 ypg) with 16 touchdowns. And, senior WR Jeremiah Hixon has caught 35 passes for 433 yards (12.4 ypr/43.3 ypg) and five touchdowns. Defensively, junior LB Alec Marengo has a team-best 53 tackles, which includes 2.5 tackles for loss, while sophomore LB Christian Ellis has 52 tackles, which includes 1.0 tackles for loss. As a team, New Mexico is averaging 26.0 points and 398.9 yards of total offense per game (179.5 rushing, 219.4 passing), and allowing 34.3 points and 399.9 yards of total offense (161.5 rushing, 238.4 passing). New Mexico returns six starters (O-5, D-1) and 37 lettermen (O-19, D-16, S-2) from last year's team that went 2-10 overall and 0-8 in MW play to finish sixth in the Mountain Division. Danny Gonzales is 11-31 in his fourth season as a collegiate head coach.

AGGIES AND LOBOS SERIES HISTORY

• Utah State and New Mexico will meet for the 30th time this weekend with USU holding a 16-13 advantage all-time, which includes a 7-9 road record. USU has won each of the last six games played between the two teams and nine of the last 12 overall. The first game played in the series was in Albuquerque on Dec. 1, 1951, with UNM winning 17-13. USU won last year's meeting in Logan, 27-10, and posted a 35-10 road win in 2021, which is the last time the two teams played one another in Albuquerque. Overall, USU is 8-2 against the Lobos since joining the Mountain West in 2013.

UTAH STATE vs. NEW MEXICO SERIES 11TH-MOST PLAYED IN SCHOOL HISTORY

• Utah State and New Mexico will be meeting for the 30th time this weekend in what is the 11th-most played series in school history.

• Utah State and New Mexico have spent 22 years as league foes as both schools were members of the Skyline Conference from 1951 to 1961, along with its current membership in the Mountain West. The Lobos have been members of the MW since its inception in 1999, while USU joined the league prior to the 2013 season.

COACHING CONNECTIONS BETWEEN UTAH STATE AND NEW MEXICO

• Utah State head coach Blake Anderson spent three years (1999-2001) as an assistant (WR, RB) at New Mexico under head coach Rocky Long. Current UNM head coach Danny Gonzales was a graduate assistant for the Lobos during Anderson's time on staff in Albuquerque.

CONNECTIONS BETWEEN UTAH STATE AND NEW MEXICO PLAYERS

•The following are connections between Utah State and New Mexico players. USU graduate senior QB Cooper Legas and redshirt freshman TE Chase Tuatagoloa both attended Orem (UT) HS, as did UNM freshman OL Matthew Toilolo. USU junior LS Jacob Garcia and UNM sophomore OL Shancio Matautia both attended Servite HS in Anaheim, California. USU junior CB Jaylen Martin and UNM sophomore LB Kam Robinson both attended East Los Angeles (CA) College. USU junior QB Zeke Payne and UNM senior running back Jaylen Morgan both attended New Mexico Highlands. USU junior PK William Testa and sophomore OL Aloali'i Maui both attended New Mexico Military Institute, as did UNM senior S Blaine Smith and junior RB Jimmy Gallegos. Junior RB Rahsul Faison and UNM junior OL CJ James both attended Lackawanna (PA) College. Junior WR Jalen Royals and UNM junior DL Tavien Ford both began their collegiate careers at Georgia Military College. USU junior DE John Ward and UNM sophomore DE Tyler Kiehne both began their collegiate careers at UCLA. Redshirt sophomore CB Avante Dickerson and redshirt freshman DT Sir Mells both began their collegiate careers at Oregon, as did UNM senior DL Avery Burt. USU sophomore S Simeon Harris and redshirt freshman WR Grant Page both began their collegiate careers at Colorado, as did UNM freshman OL Travis Gray. USU sophomore ILB Gavin Barthiel and UNM junior DE Gabriel Lopez both began their collegiate careers at Washington State.

UTAH STATE IN THE MOUNTAIN WEST

• Utah State is 51-34 (.600) all-time in Mountain West play, including a 28-16 (.636) home record. USU is also 49-22 (.690) in its last 71 home games, including a 10-8 (.556) record under third-year head coach Blake Anderson. USU is 162-118 (.579) all-time inside Maverik Stadium. On the road, USU is 23-18 (.561) in MW play, including an 11-7 (.611) record under Anderson. Overall, USU is 21-15 (.583) in its last 36 road games.

• Utah State (51-34) has the third-best record against Mountain West opponents since it joined the league in 2013. Boise State (72-17) has the best record during that time, while San Diego State (59-28) has the second-best record.

• Utah State is 179-196-8 (.478) all-time against current members of the Mountain West with a 40-28-4 record vs. Wyoming, a 38-39-2 record vs. Colorado State, a 20-21-1 record vs. San José State, an 18-8 record vs. UNLV, a 16-13 record vs. New Mexico, a 13-19-1 record vs. Fresno State, a 12-6 record vs. Hawai'i, an 8-19 record vs. Nevada, a 5-23 record vs. Boise State, a 5-7 record vs. Air Force, and a 4-13 record vs. San Diego State.





/// UTAH STATE STATS vs. NEW MEXICO STATS IN LAST 14 MEETINGS ///

| Date | Score | Total Yds. (Rush-Pass) | TOP | TO | Pen. | 3rd Downs | FD |
|----------|-----------------|-------------------------------|-------------|-----|-------|------------|-------|
| 09-20-97 | L, 22-25 (H) | 283 (111-172) / 289 (152-137) | 31:23/28:37 | 3/5 | 14/11 | 8-18/7-14 | 25/18 |
| 09-12-98 | L, 36-39*** (A) | 319 (-19-338) / 300 (39-261) | 29:08/30:52 | 1/0 | 4/4 | 4-18/4-18 | 20/14 |
| 10-19-02 | W, 45-44* (H) | 447 (107-340) / 483 (263-220) | 37:43/22:17 | 2/1 | 11/12 | 2-8/6-17 | 19/28 |
| 10-04-03 | L, 7-34 (A) | 221 (55-166) / 352 (108-244) | 25:32/34:28 | 3/1 | 9/9 | 7-16/9-18 | 14/22 |
| 10-09-13 | W, 45-10 (A) | 492 (337-155) / 300 (160-140) | 26:33/33:27 | 0/1 | 5/5 | 7-13/3-15 | 25/17 |
| 11-15-14 | W, 28-21 (H) | 422 (272-150) / 400 (246-154) | 26:58/33:02 | 1/1 | 3/3 | 6-12/8-15 | 19/18 |
| 11-07-15 | L, 13-14 (A) | 294 (78-216) / 236 (132-104) | 28:46/31:14 | 2/1 | 2/7 | 4-15/2-14 | 13/10 |
| 11-12-16 | L, 21-24 (H) | 391 (128-263) / 403 (249-154) | 23:24/36:36 | 1/0 | 7/6 | 4-11/5-14 | 21/22 |
| 11-04-17 | W, 24-10 (A) | 243 (129-114) / 340 (265-75) | 20:53/39:07 | 2/4 | 5/9 | 2-11/6-17 | 12/21 |
| 10-27-18 | W, 61-19 (H) | 704 (188-516) / 291 (71-220) | 36:18/23:42 | 3/5 | 6/3 | 11-18/5-15 | 30/13 |
| 11-30-19 | W, 38-25 (A) | 368 (196-172) / 383 (276-107) | 23:53/36:07 | 1/4 | 2/6 | 8-18/4-13 | 21/21 |
| 11-26-20 | W, 41-27 (H) | 452 (209-243) / 348 (196-152) | 28:55/31:05 | 2/2 | 9/8 | 6-12/9-17 | 22/25 |
| 11-26-21 | W, 35-10 (A) | 440 (122-318) / 186 (101-85) | 24:36/35:24 | 0/2 | 7/7 | 5-13/5-15 | 18/16 |
| 11-05-22 | W, 27-10 (H) | 280 (131-149) / 258 (216-42) | 29:36/30:24 | 0/2 | 12/5 | 3-17/6-16 | 17/17 |

Note: Utah State numbers are listed first.

/// SERIES NOTABLES BETWEEN UTAH STATE AND NEW MEXICO ///

- Utah State has won each of the last six games in the series by double digits and has outscored New Mexico 226-101 (37.7-16.8) in those games.
- Utah State has held New Mexico to less than 30 points in each of the last 10 meetings and in 26 games in series history. USU has scored at least 35 points in four of the last five meetings.
- Utah State has held New Mexico to 10 or fewer points nine times in series history, including in each of its last two games, and is 9-0 in those games.
- Utah State has held New Mexico to less than 400 yards of offense in each of the last six meetings and in 11 of the last 14 meetings overall.
- Each of the last six games, all Utah State wins, have been by double digits. However, 11 of the 29 games (.379) in the series have been decided by one score.
- Twelve of Utah State's last 14 wins in the series have been by double digits, while five of New Mexico's last seven wins have been by single digits.
- New Mexico has controlled the time of possession in 11 of the last 14 meetings.
- New Mexico has rushed for more yards in nine of the previous 14 meetings, while Utah State has passed for more yards in 12 of the last 14 meetings.
- The team with the most rushing yards has won 10 of the last 14 meetings, with the only exception being Utah State's wins in 2002, 2017, 2019 and 2022.
- The team with fewer turnovers has won 11 of the last 14 meetings, and there have been fewer than three turnovers by both teams in nine of the last 14 meetings.
- Utah State has not committed a turnover in each of the last two games and has won the turnover battle in five of the last six games, all of which have been USU wins.
- In the last 14 meetings, Utah State is 7-2 when scoring first and 6-2 when leading at the half, while New Mexico is 3-2 when scoring first and 2-3 when leading at the half.
- The team that scores first has won nine of the last 11 games in the series, while the team that leads at the half has won eight of the last 11 games.
- New Mexico has had four 100-yard receivers and five 100-yard rushers in the past 14 meetings, but no 300-yard passers, while Utah State has had five 100-yard rushers and four 100-yard receivers in the last 14 meetings, to go along with four 300-yard passers.
- In 29 previous meetings with New Mexico, Utah State has had 10 100-yard rushers, four 100-yard receivers and four 300-yard passers.
- There have been four shutouts in series history, three by Utah State's defense and one by New Mexico's defense.

/// STATS FOR CURRENT AGGIES vs. NEW MEXICO ///

| Rushing (Gms) | Att. | Yds. | Avg. | TD | Defense (GMs) | S-A-T | Other | | |
|-----------------------|---------|------|------|------|--------------------|--------|--------------------------|----------|-----|
| R. Briggs Jr. (1) | 19 | 82 | 4.3 | 0 | M. Anyanwu (3) | 9-3-12 | 1 PBU | | |
| C. Legas (1) | 13 | 14 | 1.1 | 0 | I. Larsen (1) | 6-2-8 | | | |
| S. Kotsanlee (3) | 1 | 10 | 10.0 | 0 | M. Alford (1) | 4-4-8 | 1.5TFLs | | |
| Passing (Gms) | C-A-I | Yds. | TD | Long | H. Motu'apuaka (4) | 3-4-7 | 1.5TFLs | | |
| C. Legas (1) | 13-27-0 | 149 | 1 | 38 | P. Vakauta (2) | 1-4-5 | 1 FF, 0.5 Sacks, 0.5TFLs | | |
| Receiving (Gms) | No. | Yds. | TD | Long | C. Joyce (1) | 0-1-1 | | | |
| T. Vaughn (1) | 5 | 83 | 1 | 38 | X. Steele (2) | 0-0-0 | | | |
| K. Van Leeuwen (1) | 2 | 19 | 0 | 15 | Kicking (Gms) | FG-FGA | Long | PAT-PATA | |
| J. Sterzer (1) | 1 | 8 | 0 | 8 | na | | | | |
| Kickoff Returns (Gms) | No. | Yds. | TD | Long | Punting (Gms) | No. | Avg. | Long | I20 |
| T. Vaughn (1) | 1 | 30 | 0 | 30 | S. Kotsanlee (3) | 10 | 45.6 | 58 | 3 |
| Punt Returns (Gms) | No. | Yds. | Long | TD | | | | | |
| C. Jones | 2 | 8 | 8 | 0 | | | | | |

/// UTAH STATE at NEW MEXICO ///



/// FROM THE RECORD BOOKS ///

Here is a look at some of the top Utah State team and individual statistical performances against New Mexico over the years.

- Utah State set a then-school record with 704 yards of total offense against New Mexico in 2018. That total is now the second-most in school history.
- Utah State's 516 passing yards against New Mexico in 2018 are the second-most in school history.
- Utah State's 39-36 loss at New Mexico in 1998 is its only triple-overtime game in school history and the Aggies have never played in an overtime game that went longer than three periods. In fact, USU has played just 13 overtime games in school history and two have been against New Mexico as the Aggies posted a 45-44 overtime home win against UNM in 2002.
- New Mexico is Utah State's only opponent that it has played multiple overtime games against.
- Utah State's eight forced turnovers vs. New Mexico in 1961 is tied for the most in school history, along with the eight turnovers it forced against Boise State in 2015, Idaho in 1971 and 1969, and San Diego State in 1968. USU's seven recovered fumbles against UNM in 1961 is a school record.
- Utah State allowed just two first downs against New Mexico in 1953, which is tied for the school record, also doing so against Idaho in 1961.
- Utah State's 470 rushing yards against New Mexico in 1960 are the second-most in school history, while its 337 rushing yards against UNM in 2013 rank as the 26th-most.
- Utah State allowed New Mexico zero passing yards and no completions in 1954, both of which are tied for single-game school records.
- **Jordan Love's** 448 passing yards against New Mexico in 2018 are the fifth-most in school history.
- **Jose Fuentes'** 80-yard pass to **Kevin Curtis** against New Mexico in 2002 is tied for the 18th-longest pass play in school history, while **Travis Cox's** 79-yard pass to **Barry Toll** against UNM in 2003 is tied for the 25th-longest pass play in school history.
- **Brad Bohn** set a then-school record for points scored by a kicker with 18 against New Mexico in 1998, a record that was broken by **Dominik Eberle**. Bohn also tied the then-school record for field goals made in that game against the Lobos as he was 5-of-5 on field goals (37, 23, 23, 41, 33) and 3-for-3 on extra points. That record was also broken by Eberle.



/// LAST MEETING vs. NEW MEXICO ///


NOVEMBER 5, 2022
MERLIN OLSEN FIELD AT MAVERIK STADIUM

SCORING SUMMARY

| | 1 | 2 | 3 | 4 | FINAL |
|------------|---|---|----|----|-------|
| New Mexico | 3 | 7 | 0 | 0 | 10 |
| Utah State | 7 | 0 | 10 | 10 | 27 |

First Quarter

USU - Vaughn 38 yd pass from Legas (Coles kick, 13:02)
 UNM - Drzewiecki 31 yd FG (0:26)

Second Quarter

UNM - Jones 24 yd run (Drzewiecki kick, 9:39)

Third Quarter

USU - Coles 6 yd run (Coles kick, 10:51)
 USU - Coles 49 yd FG (4:32)

Fourth Quarter

USU - Coles 27 yd FG (7:44)
 USU - Reynolds 55 yd fumble return (Coles kick, 3:00)
 Attendance: 14,154

TEAM STATISTICS

| | UNM | USU |
|---------------------------------|------------|-------------|
| First Downs | 17 | 17 |
| Rushing | 216 | 131 |
| Passing | 42 | 149 |
| Total Offense | 258 | 280 |
| Fumbles: Number-Lost | 3-2 | 0-0 |
| Penalties: Number-Yards | 5-55 | 12-113 |
| Punts-Yards/Avg. | 7-221/31.6 | 6-267/44.5 |
| Punt returns: No-Yds-TD/Avg. | 1-0-0/0.0 | 2-8-0/4.0 |
| Kickoff Returns: No-Yds-TD/Avg. | 1-1-0/1.0 | 1-30-0/30.0 |
| Interceptions: No-Yds-TD | 0-0-0 | 0-0-0 |
| Fumble Returns: No-Yds-TD | 0-0-0 | 2-55-1 |
| Possession Time | 30:24 | 29:36 |
| Third-Down Conversions | 6-of-16 | 3-of-17 |

INDIVIDUAL RUSHING

UNM: Jones, 21-146, TD; Holaday, 20-63; Wooden, 1-6; Alexander, 2-3; Wysong, 1-3; Vigil, 1-(-5).
USU: Briggs, 19-82; Tyler Jr., 10-23; Legas, 13-14; Kotsanlee, 1-10; Coles, 1-6, TD; Wilmore, 1-0; TEAM, 2-(-4).

INDIVIDUAL PASSING (C-A-I, Yds, TD)

UNM: Holaday, 7-18-0, 42, 0.
USU: Legas, 13-27-0, 149, 1.

INDIVIDUAL RECEIVING

UNM: Wysong, 3-36; Erickson, 1-5; Alexander, 1-1; Wooden, 1-0; Hall, 1-0.
USU: Vaughn, 5-83, TD; Cobbs, 4-31; Davis, 2-11; McGriff, 1-16; Sterzer, 1-8.
USU Punt Returns: Jones, 2-8.
USU KO Returns: Vaughn, 1-30.
USU Interception Returns: None.
USU Fumble Returns: Reynolds, 1-55, TD.
USU Tackle Leaders: Reynolds, 10; Larsen, 8; Alford, 8; Tatum, 6; Grzesiak, 6; Neves, 6; Vongphachanh, 6; Vaughns, 6.

UTAH STATE STARTERS
OFFENSE

LT South
 LG Meacham
 C Dolphin
 RG Lapuaho
 RT Edwards
 WR Cobbs
 WR Vaughn
 WR McGriff
 TE Sterzer
 RB Tyler Jr.
 QB Legas

DEFENSE

DE Grzesiak
 DT Vakauta
 DT Motu'apuaka
 DE Vaughns
 OLB Neves
 ILB Vongphachanh
 ILB Moa
 S Larsen
 CB Grayson
 CB Anyanwu
 S Reynolds



Graduate senior PK Connor Coles (59) had a career-high-tying 15 points as he scored his first-career touchdown on a 6-yard run on a fake field goal. He was also 2-of-3 on field goals and 3-for-3 on extra points in Utah State's 27-10 Mountain West home win against New Mexico.

LOGAN, Utah - Utah State successfully orchestrated both a fake punt and fake field, the latter resulting in the go-ahead touchdown in the third quarter, as the Aggies scored the final 20 points in a 27-10 Mountain West win against New Mexico on Saturday, Nov. 5, 2022, on Merlin Olsen Field at Maverik Stadium.

New Mexico (2-7, 0-5 MW) was leading Utah State (4-5, 3-2 MW) 10-7 with 10:51 remaining in the third quarter when graduate senior PK **Connor Coles** lined up for a 23-yard field goal attempt. Once junior P/H **Stephen Kotsanlee** fielded the ball from sophomore LS **Jacob Garcia**, he wasted little time flipping the pigskin to Coles, who ran untouched into the end zone from six yards out, putting the Aggies on top 14-10.

Not only did Coles score his first-career touchdown on the cold and rainy day, but he also booted a pair of field goals from 49 and 27 yards out, respectively, and made good on all three of his extra points as he tied his career-high with 15 points scored.

Kotsanlee also converted a first down on a fake punt as he rushed for 10 yards on a fourth-and-3 play from USU's own 41-yard line in the second quarter.

Utah State finished the game converting all four of its fourth down attempts, which is a season high. USU was just 3-of-17 on third down, while New Mexico was 6-of-16.

Kotsanlee punted six times on the day for an average of 44.5 yards, including a long of 58. He also had one punt downed inside the 20-yard line.

Utah State's defense also found the end zone as graduate senior S **Hunter Reynolds** returned a fumble 55 yards for a touchdown, giving the hosts a 27-10 lead with 3:00 left in the game.

Reynolds finished with a game-high 10 tackles as the Aggies limited the Lobos to just 258 yards of total offense – a season low for a USU opponent, which included just 42 passing yards. It was Reynolds second double-digit tackle outing of the season and the third of his career, and his second-career fumble recovery.

Junior CB **Jamie Nance** recovered his second fumble in as many games on a muffed punt in the third quarter that led to Coles' 49-yard field goal to extend USU's lead to 17-10.

The Aggies' lone offensive touchdown came on their opening possession courtesy of a 38-yard pass from junior QB **Cooper Legas** to junior WR **Terrell Vaughn**, making it 7-0.

Legas was 13-of-27 passing for 149 yards and the one touchdown as Utah State totaled 280 yards of total offense. Vaughn finished with five catches for a career-high 83 yards, while freshman RB **Robert Briggs** led the Aggies' ground game with 82 yards rushing on a season-high 19 carries. Graduate senior WR **Brian Cobbs** added four receptions for 31 yards.

Freshman ILB **Max Alford** had a career-high eight tackles, including a career-best 1.5 tackles for loss, while redshirt freshman S **Ike Larsen** also recorded a career-high eight stops.

Graduate junior DE **Daniel Grzesiak** tied his career-high with six tackles, which included 1.0 sacks, while junior DT **Poukesi Vakauta** tied his career-high with three stops. Redshirt junior S **Dominik Tatum** added a season-high six tackles.

Utah State finished the game with 3.0 sacks and 6.0 tackles for loss, while New Mexico had 4.0 sacks and 8.0 tackles for loss.



Graduate senior S Hunter Reynolds (27) had a game-high 10 tackles and returned a fumble 55 yards for his first-career touchdown against the Lobos.





Graduate junior QB Logan Bonner (1) was 16-of-23 passing for 306 yards and a career-high five touchdowns in Utah State's 35-10 Mountain West road win at New Mexico.

ALBUQUERQUE, New Mexico - Graduate junior QB Logan Bonner passed for 306 yards and a career-high five touchdowns and senior WR DevenThompkins set the single-season school record for receiving yards as Utah State clinched a berth in the Mountain West championship game with a 35-10 win at New Mexico on Saturday, Nov. 26, 2021.

The Aggies (9-3, 6-2 Mountain West) have won six of their last seven games to secure their first appearance in the conference championship game since 2013, their inaugural season in the MW. The Lobos (3-9, 1-7) ended their season with four-straight losses.

Thompkins caught five passes for 35 yards to set the school record for most receiving yards in a single season. He now has 1,543 on the year, surpassing the previous mark of 1,531 set by Kevin Curtis in 2021.

Utah State finished the game with 440 yards of total offense (122 rushing, 318 passing) despite possessing the ball for just 24:36.

In just three quarters of work, Bonner was 16-of-23, throwing touchdown passes of 27, 39, 36, 76 and 10 yards, respectively, to tie the school record of five set by five other quarterbacks. Bonner now has 32 touchdown passes on the season, which is tied with Jordan Love for the single-season school record.

Bonner staked the Aggies to a 28-0 lead at the break as he was 12-of-16 passing for 242 yards and a career-high-tying four touchdowns in the first half alone. Senior WR Derek Wright was on the receiving end of three of those passes for 135 yards and two touchdowns – from 27 and 76 yards out, respectively.

Utah State's defense stymied New Mexico all game long as the Lobos were held to just 186 yards of offense, including 101 on the ground.

Graduate senior ILB Justin Rice and graduate senior DE Nick Heninger led all tacklers in the game with 10-apiece. Heninger was also credited with 3.0 tackles for loss, two forced fumbles and a fumble recovery. Graduate junior S Hunter Reynolds also recovered a fumble for the Aggies, while junior DE Byron Vaughns tied his career-high with eight stops, which included 2.0 tackles for loss.

Overall, Utah State's defense finished the game with 12.0 tackles for loss and won the turnover battle, 2-0.

Wright caught four passes for a career-high 150 yards and a career-high-tying two touchdowns. His first score of the game, a 27-yarder, gave Utah State a 7-0 lead with 8:42 to go in the first quarter.

Bonner and the Aggies poured it on in the second quarter as the signal caller threw touchdown passes of 39 yards to graduate senior WR Jordan Nathan, 36 yards to graduate senior WR Brandon Bowling and a 76-yard bomb to Wright.

Utah State, which racked up 281 yards in the first half and held New Mexico to 63, led 28-0 at the break. The Aggies made it 35-0 with 5:57 left in the third quarter when Bonner put the exclamation point on his day with a 10-yard touchdown pass to junior WR Justin McGriff.

With the win, Utah State became just the eighth team in school history to win nine or more games.

The Aggies have won five straight against the Lobos and improved to 15-13 all-time in the overall series.



Graduate senior DE Nick Heninger (42) had 10 tackles, including 3.0 tackles for loss, to go along with two forced fumbles and a fumble recovery, against the Lobos.

/// LAST ROAD MEETING vs. NEW MEXICO ///



NOVEMBER 26, 2021
UNIVERSITY STADIUM

SCORING SUMMARY

| | 1 | 2 | 3 | 4 | FINAL |
|------------|---|----|---|---|-------|
| Utah State | 7 | 21 | 7 | 0 | 35 |
| New Mexico | 0 | 0 | 3 | 7 | 10 |

First Quarter

USU - Wright 27 yd pass from Bonner (Coles kick, 8:42)

Second Quarter

USU - Nathan 39 yd pass from Bonner (Coles kick, 13:48)

USU - Bowling 36 yd pass from Bonner (Coles kick, 8:09)

USU - Wright 76 yd pass from Bonner (Coles kick, 5:19)

Third Quarter

USU - McGriff 41 yd pass from Bonner (Coles kick, 5:57)

UNM - Shelley 41 yd FG (1:04)

Fourth Quarter

UNM - Jarvis 12 yd pass from Carroll (Shelley kick, 4:18)

Attendance: 11,046

TEAM STATISTICS

| | USU | UNM |
|---------------------------------|---------------|-------------|
| First Downs | 18 | 16 |
| Rushing | 1222 | 101 |
| Passing | 318 | 85 |
| Total Offense | 440 | 186 |
| Fumbles: Number-Lost | 1-0 | 6-2 |
| Penalties: Number-Yards | 7-70 | 7-67 |
| Punts-Yards/Avg. | 6-264/44.0 | 7-296/42.1 |
| Punt returns: No-Yds-TD/Avg. | 1-(-2)-0/-2.0 | 4-7-0/1.8 |
| Kickoff Returns: No-Yds-TD/Avg. | 1-28-0/28.0 | 2-60-0/30.0 |
| Interceptions: No-Yds-TD | 0-0-0 | 0-0-0 |
| Fumble Returns: No-Yds-TD | 0-0-0 | 0-0-0 |
| Possession Time | 24:36 | 35:19 |
| Third-Down Conversions | 5-of-13 | 5-of-15 |

INDIVIDUAL RUSHING

USU: Tyler Jr., 10-37; Noa, 7-35; Peasley, 3-35; Gentry, 7-30; Thompkins, 1-2; Bonner, 3-(-4); Legas, 1-(-4); TEAM, 2-(-9).

UNM: Dixon, 23-95; Wooden, 11-13; Genal, 2-12; Erickson, 1-(-3); Carroll, 11-(-16).

INDIVIDUAL PASSING (C-A-I, Yds, TD)

USU: Bonner, 16-23-0, 306, 5; Peasley, 2-2-0, 12, 0.

UNM: Carroll, 8-10-0, 57, 1; Genal, 4-9-0, 28, 0.

INDIVIDUAL RECEIVING

USU: Thompkins, 5-35; Wright, 4-150, 2TD; Bowling, 3-75, TD; Noa, 2-8; Nathan, 1-39, TD; McGriff, 1-10, TD; Tyler Jr., 1-2; Gentry, 1-(-1).

UNM: Wooden, 4-16; Bruckler, 3-23; Au. Erickson, 2-19; Jarvis, 1-12, TD; An. Erickson, 1-8; Wells, 1-7.

USU Punt Returns: Nathan, 1-(-2).

USU KO Returns: Scarver, 1-28.

USU Interception Returns: None.

USU Fumble Returns: None.

USU Tackle Leaders: Rice, 10; Heninger, 10; Vaughns 8; Meitzenheimer, 6; Reynolds, 5.

UTAH STATE STARTERS

OFFENSE

| | |
|----|-----------|
| LT | Edwards |
| LG | Ali'ifua |
| C | Dolphin |
| RG | White |
| RT | Motes |
| TE | Terrell |
| WR | Thompkins |
| WR | Wright |
| WR | McGriff |
| RB | Tyler Jr. |
| QB | Bonner |

DEFENSE

| | |
|-----|--------------|
| DE | Vaughns |
| DT | Moore |
| DT | Motu'apuaka |
| DE | Heninger |
| ILB | Rice |
| ILB | Vongphachanh |
| OLB | Gilliam |
| S | Reynolds |
| CB | Anyanwu |
| CB | Lampkin |
| S | Bond |



/// GAME 11 RECAP vs. BOISE STATE ///


NOVEMBER 18, 2023
MERLIN OLSEN FIELD AT MAVERIK STADIUM

SCORING SUMMARY

| | 1 | 2 | 3 | 4 | FINAL |
|-------------|---|----|---|---|-------|
| Boise State | 0 | 31 | 7 | 7 | 45 |
| Utah State | 7 | 3 | 0 | 0 | 10 |

First Quarter

USU - Royals 57 yd pass from Legas (Nimrod kick, 5:45)

Second Quarter

USU - Nimrod 34 yd FG (14:55)

BSU - Holani 75 yd run (Dalmas kick, 14:43)

BSU - Lauter 26 yd pass from Green (Dalmas kick, 14:40)

BSU - Holani 33 yd run (Dalmas kick, 6:27)

BSU - Lauter 2 yd pass from Green (Dalmas kick, 3:59)

BSU - Dalmas 44 yd FG (0:00)

Third Quarter

BSU - Jeanty 5 yd run (Dalmas kick, 10:34)

Fourth Quarter

BSU - Dubar 10 yd run (Dalmas kick, 6:03)

Attendance: 17,821

TEAM STATISTICS

| | BSU | USU |
|---------------------------------|------------|-------------|
| First Downs | 19 | 16 |
| Rushing | 352 | 164 |
| Passing | 93 | 209 |
| Total Offense | 445 | 373 |
| Fumbles: Number-Lost | 2-0 | 2-2 |
| Penalties: Number-Yards | 3-31 | 5-40 |
| Punts-Yards/Avg. | 7-330/47.1 | 6-256/42.7 |
| Punt Returns: No-Yds-TD/Avg. | 1-8-0/8.0 | 4-41-0/10.2 |
| Kickoff Returns: No-Yds-TD/Avg. | 0-0-0/0.0 | 1-24-0/24.0 |
| Interceptions: No-Yds-TD | 2-20-0 | 0-0-0 |
| Fumble Returns: No-Yds-TD | 0-0-0 | 0-0-0 |
| Possession Time | 30:21 | 29:39 |
| Third-Down Conversions | 5-14 | 4-15 |

INDIVIDUAL RUSHING

BSU: Holani, 15-178, 2TD; Jeanty, 12-85, TD; Dubar, 10-57, TD; Green, 8-26; Crowe, 1-8; Dudley, 1-0; TEAM, 1-(-2).

USU: Booth, 12-125; Legas, 7-16; Briggs Jr., 4-13; Jones, 6-13; Williams, 5-4; Faison, 3-1; Hillstead, 5-(-8).

INDIVIDUAL PASSING (C-A-I, Yds, TD)

BSU: Green, 8-17-0, 93, 2; TEAM, 0-1-0, 0, 0.

USU: Legas, 8-12-0, 128, 1; Hillstead, 6-12-1, 53, 0; Williams, 2-5-0, 28, 0; Vaughn, 0-1-1, 0, 0.

INDIVIDUAL RECEIVING

BSU: Lauter, 2-28, 2TD; Jeanty, 2-23; Strachan, 1-31; Holani, 1-9; Dudley, 1-2; Bowens, 1-0.

USU: Royals, 7-113, TD; Vaughn, 5-29; M. Davis, 3-48; Lane, 1-19.

USU Punt Returns: M. Davis, 4-41.

USU KO Returns: Vaughn, 1-24.

USU Interception Returns: None.

USU Tackle Leaders: Dye, 14; Tafisi Jr., 12; Switzer, 9; Larsen, 6.

UTAH STATE STARTERS
OFFENSE

| | | | |
|----|-----------|----|----------------|
| LT | Frias III | DE | Spires |
| LG | Bowles | DT | H. Motu'apuaka |
| C | Maui | DT | Tuiaki |
| RG | Alo | DE | Fitzgerald |
| RT | Motes | LB | Tafisi Jr. |
| WR | Vaughn | LB | Switzer |
| WR | M. Davis | S | Harris |
| WR | Royals | CB | Anyanwu |
| TE | Lane | S | Dye |
| RB | Faison | S | Larsen |
| QB | Legas | CB | Dickerson |

DEFENSE

| | |
|----|----------------|
| DE | Spires |
| DT | H. Motu'apuaka |
| DT | Tuiaki |
| DE | Fitzgerald |
| LB | Tafisi Jr. |
| LB | Switzer |
| S | Harris |
| CB | Anyanwu |
| S | Dye |
| S | Larsen |
| CB | Dickerson |



Junior WR Jalen Royals (1) had seven receptions for 113 yards, including a 57-yard touchdown, in Utah State's 45-10 Mountain West home loss to Boise State.

LOGAN, Utah - Utah State scored the first 10 points of the game, but never found paydirt again, as Boise State rolled to a 45-10 Mountain West win on Merlin Olsen Field at Maverik Stadium on Saturday, Nov. 18, 2023.

Utah State's defense shined early as it held Boise State (6-5, 5-2 Mountain West) to just two first downs and 44 yards of total offense in the first quarter as the Broncos had to punt in each of its first four possessions.

Offensively, Utah State (5-6, 3-4 MW) graduate senior QB **Cooper Legas** connected with junior WR **Jalen Royals** for a 57-yard touchdown on the first play of its third drive to give USU a 7-0 lead. Junior PK **Elliott Nimrod** added a 34-yard field goal on its next possession to push its advantage to 10 points early in the second quarter.

Royals finished with seven catches for 113 yards and the one touchdown. Legas was 8-of-12 passing for 128 yards with one touchdown, but was hurt early in the second quarter and did not return.

Utah State, which turned it over four times, managed 373 yards of total offense on the night. Junior RB **Davon Booth** led USU in rushing with 125 yards on 12 carries.

Just 12 seconds after Nimrod made it 10-0 for the hosts early in the second quarter, BSU RB George Holani scored on a 75-yard touchdown run. Following a turnover by the Aggies on the ensuing possession, the Broncos cashed in when TE Matt Lauter caught a 26-yard touchdown pass from Taylen Green to give the visitors a 14-10 lead with 14:30 to go until halftime as the visitors scored 14 points in 13 seconds.

The Aggies appeared as if they were going to regain the lead when they drove into Boise State territory and had it first-and-goal from the 7. A 5-yard pass from Legas to senior WR **Terrell Vaughn** on third down moved the ball to the 2, where USU elected to go for the touchdown.

The trick play backfired, though, as Vaughn was intercepted by A'Marion McCoy, who returned it 21 yards. Boise State took advantage of that takeaway, as well, going 79 yards in four plays, capped by a 33-yard touchdown run by Holani to give the Broncos a 21-10 lead with 6:27 remaining in the quarter.

Another touchdown pass from Green to Lauter made the score 28-10. That touchdown came courtesy of another lost fumble by Utah State.

Jonah Dalmas sent Boise State into the locker room up 31-10 after he drilled a 44-yard field goal as time expired in the first half.

The second quarter was one to forget for the Aggies as they turned the ball over three times, converted just one first down (on four attempts), committed two penalties (compared to zero by BSU) and allowed four sacks.

Boise State finished with 445 yards of total offense, including 352 on the ground. Holani racked up 178 yards and the two scores on 15 carries, while Ashton Jeanty churned out 85 yards and a touchdown on 12 carries. Jambres Dubar also found the end zone while rushing for 57 yards on 10 carries.

Defensively, the Broncos finished with 9.0 sacks as part of their 13.0 tackles for loss.

Sophomore S **Devin Dye** racked up a career-high 14 tackles for the Aggies. Graduate senior ILB **MJ Tafisi Jr.** had 12 stops, including 0.5 tackles for loss a, marking the seventh straight game he has notched double-digit tackles.



Sophomore S Devin Dye (23) had a career-high 14 tackles against the Broncos.





/// TEAM NOTABLES ///

UTAH STATE LOSES EIGHTH-STRAIGHT GAME TO BOISE STATE

- Utah State lost its eighth-straight game to Boise State last weekend with a 45-10 home loss. Overall, it was the 20th loss in the last 21 meetings against the Broncos as USU is now 5-23 all-time in the series.
- Utah State did score the first 10 points of the game as it lead 7-0 after the first quarter and 10-0 early in the second quarter. However, from that point on, Boise State scored the final 45 points, including 31 in the second quarter alone.
- Utah State's defense shined early as it held Boise State to just two first downs and 44 yards of total offense in the first quarter as the Broncos had to punt in each of its first four possessions. In fact, USU forced Boise State into consecutive three-and-outs to start the game, which was a first for USU's defense this season.
- The second quarter was one to forget for the Aggies as they turned the ball over three times, converted just one first down (on four attempts), committed two penalties (compared to zero by BSU) and allowed four sacks.
- Utah State blocked a punt in the third quarter, which was its second blocked punt of the season and third blocked kick this year, as it blocked an extra point at UConn.

UTAH STATE UNDEFEATED WITH FOURTH-QUARTER LEAD UNDER ANDERSON

- Utah State improved to 19-0 under third-year head coach **Blake Anderson** when it takes a lead into the fourth quarter following its 41-24 home win against Nevada two weekends ago. USU is also 11-0 under Anderson when it leads at the half and 8-1 when it leads after the first quarter, following its loss to Boise State last weekend as it lead 7-0 after the first quarter.

UTAH STATE HAS SCORED 30-PLUS POINTS IN SIX OF ITS LAST EIGHT GAMES

- With its 41-24 Mountain West home win against Nevada two weekends ago, Utah State has now scored 30 or more points in six of its last eight games and has had at least 500 yards of total offense in three of its last six outings. During its last eight games, Utah State's offense is averaging 31.5 points and 454.3 yards (173.4 rushing, 280.9 passing)

UTAH STATE'S DEFENSE DURING ITS LAST SIX GAMES

- Utah State's defense has held four of its last six opponents to less than 400 yards of total offense as it limited Colorado State to 320 yards, San José State to 370 yards, San Diego State to 384 yards and Nevada to 347 yards. During its last six games, Utah State's defense is allowing 387.8 yards per game (192.2 rushing, 195.7 passing) and has forced 10 turnovers.

UTAH STATE POSTS 15TH COME-FROM-BEHIND WIN UNDER ANDERSON

- Utah State posted its 15th come-from-behind win in three seasons under head coach **Blake Anderson**, as it rallied from an early 7-0 deficit to post a 32-24 double-overtime win at San Diego State two weekends ago. USU also posted double-digit comebacks against both Colorado State and UConn as it trailed 17-0 in both of those games, which are tied for the fourth-largest comebacks in school history. In fact, nine of USU's comebacks under Anderson have been when trailing by double digits.

UTAH STATE 10-2 UNDER ANDERSON IN ONE-SCORE GAMES

- Utah State is 10-2 in one-score games under head coach **Blake Anderson**, including a 2-2 record this year, following its 32-24 double-overtime win at San Diego State two weekends ago. USU also posted a 34-33 win at UConn on Sept. 30, and lost to James Madison 45-38 on Sept. 23, and to Fresno State 37-32 on Oct. 13.

UTAH STATE LEADS THE NATION WITH 11 PLAYS OF 50-PLUS YARDS

- Utah State has had 12 plays of 50-plus yards this season, which is tied for first in the nation, and six plays of 60-plus yards, which is tied for sixth nationally. USU has also had 22 plays of at least 40 yards, which is fourth in the nation, and 61 plays of at least 20 yards, which is tied for 21st nationally.
- Furthermore, Utah State has had 10 pass plays of at least 50 yards this season, which is the second-most in the nation behind USC (11).

DID YOU KNOW?

- Utah State has been outscored 112-31 (-81) in the first quarter this season, but has outscored its opponents 334-253 (+81) the remainder of the game, including 136-99 (+37) in the second quarter, 89-49 (+40) in the third quarter, 94-98 (-7) in the fourth quarter and 15-7 (+8) in overtime.
- Utah State has 11 scoring drives this season that have taken less than 60 seconds, which includes 10 touchdown drives and one field goal. USU also has 12 scoring plays of at least 50 yards this season with 10 passes and two runs. Overall, USU has 31 scoring plays this year of at least 20 yards (20 passing, 8 rushing, 3 interceptions).
- Utah State has been tied at the end of the first quarter four times this year, including in three of its last five games. USU's first-quarter lead against Boise State (7-0) marked the first time this year it has led after the first 15 minutes.

/// 2023 MOUNTAIN WEST STANDINGS ///

| Team | MW | Overall |
|-------------------|------------|------------|
| UNLV (RV) | 6-1 | 9-2 |
| Air Force | 5-2 | 8-3 |
| Boise State | 5-2 | 6-5 |
| San José State | 5-2 | 6-5 |
| Fresno State (RV) | 4-3 | 8-3 |
| Wyoming | 4-3 | 7-4 |
| Utah State | 3-4 | 5-6 |
| Colorado State | 3-4 | 5-6 |
| New Mexico | 2-5 | 4-7 |
| Hawai'i | 2-5 | 4-8 |
| Nevada | 2-5 | 2-9 |
| San Diego State | 1-6 | 3-8 |

THIS WEEK'S GAMES (ALLTIMES MOUNTAIN)

- Friday, Nov. 24**
- Utah State at New Mexico (CBSSN) 1:30 pm
 - Air Force at Boise State (FS1) 2 pm
- Saturday, Nov. 25**
- San José State at UNLV (MWN) 1 pm
 - Wyoming at Nevada (CBSSN) 7 pm
 - Fresno State at San Diego State (FS1) 8:30 pm
 - Colorado State at Hawai'i (Spectrum) 9 pm

/// MOUNTAIN WEST SINCE 2013 ///

Below is a look at the best Mountain West records in league games since 2013.

| Rk. | Team | W | L | Pct. | GB |
|-----------|-------------------|-----------|-----------|-------------|-------------|
| 1. | Boise State | 72 | 17 | .809 | ---- |
| 2. | San Diego State | 59 | 28 | .678 | 12.0 |
| 3. | Utah State | 51 | 34 | .600 | 19.0 |
| 4. | Fresno State | 52 | 37 | .584 | 20.0 |
| 5. | Air Force | 48 | 36 | .571 | 21.5 |
| 6. | Colorado State | 40 | 44 | .476 | 29.5 |
| 7. | Nevada | 40 | 48 | .455 | 31.5 |
| 8. | Wyoming | 39 | 47 | .453 | 31.5 |
| 9. | San José State | 39 | 48 | .448 | 32.0 |
| 10. | UNLV | 30 | 55 | .353 | 40.0 |
| 11. | Hawai'i | 29 | 60 | .326 | 43.0 |
| 12. | New Mexico | 21 | 65 | .244 | 49.5 |

/// MOUNTAIN WEST PRESEASON POLLS ///

• Utah State was picked eighth in the 2023 Mountain West preseason polls.

| Team (First-Place Votes) | Points |
|--------------------------|------------|
| 1. Boise State (28) | 433 |
| 2. Air Force (2) | 364 |
| 3. Fresno State (5) | 351 |
| 4. San Diego State (1) | 338 |
| 5. San José State | 293 |
| 6. Wyoming | 281 |
| 7. Colorado State | 201 |
| 8. UTAH STATE | 194 |
| 9. UNLV (1) | 177 |
| 10. Hawai'i | 102 |
| 11. Nevada | 92 |
| 12. New Mexico | 60 |

• Sophomore safety **Ike Larsen** was named to the Mountain West's 2023 preseason team after earning College Football News Honorable Mention Freshman All-American and second-team all-MW honors in 2022.



/// 2023 SEASON SUPERLATIVES ///
TOP INDIVIDUAL PERFORMANCES
Rushing

1. Rahsul Faison 181 vs. Nevada
2. Davon Booth 141 vs. Colorado State
3. Davon Booth 125 vs. Boise State
4. Davon Booth 103 vs. James Madison
5. Robert Briggs Jr. 101 vs. Idaho State

Passing

1. McCae Hillstead 399 vs. James Madison
2. Cooper Legas 387 vs. Colorado State
3. Cooper Legas 363 vs. Fresno State

Receiving

1. Jalen Royals 185 vs. UConn
2. Terrell Vaughn 143 vs. Colorado State
3. Jalen Royals 140 vs. Colorado State
4. Jalen Royals 125 vs. Fresno State
5. Terrell Vaughn 124 vs. James Madison
6. Terrell Vaughn 119 vs. Fresno State
7. Jalen Royals 113 vs. Boise State
8. Micah Davis 104 vs. Colorado State

Tackles

1. MJ Tafisi Jr. 17 vs. Fresno State
2. Devin Dye 14 vs. Boise State
2. MJ Tafisi Jr. 14 vs. San José State
4. MJ Tafisi Jr. 13 vs. San Diego State
4. MJ Tafisi Jr. 13 vs. UConn
6. MJ Tafisi Jr. 12 vs. Boise State
6. MJ Tafisi Jr. 12 vs. Nevada
6. MJ Tafisi Jr. 12 vs. Iowa
9. Cole Joyce 11 vs. Air Force
9. Ike Larsen 11 vs. Air Force
11. Anthony Switzer 10 vs. Idaho State
11. Ike Larsen 10 vs. James Madison
11. Anthony Switzer 10 vs. Fresno State
11. Ike Larsen 10 vs. San José State

TOP TEAM PERFORMANCES - OFFENSE
Rushing

1. 380 vs. Idaho State
2. 292 vs. Nevada
3. 252 vs. Colorado State

Passing

1. 402 vs. James Madison
2. 387 vs. Colorado State
3. 363 vs. Fresno State

Total Offense

1. 639 vs. Colorado State
2. 591 vs. Idaho State
3. 568 vs. Fresno State
4. 500 vs. James Madison

TOP TEAM PERFORMANCES - DEFENSE
Rushing

1. 88 by Iowa
2. 95 by Colorado State
3. 101 by Idaho State

Passing

1. 84 by Air Force
2. 93 by Boise State
3. 119 by San José State

Total Offense

1. 284 by Iowa
2. 320 by Colorado State
3. 347 by Nevada

/// OFFENSIVE PLAYER NOTABLES ///
ROYALS POSTS FOURTH 100-YARD RECEIVING GAME OF THE SEASON

- Junior WR **Jalen Royals** had seven receptions for 113 yards in his last game against Boise State, which is his fourth 100-yard receiving game of the season. Those four 100-yard receiving games are the second-most in the Mountain West this season and tied for the 17th-most in the nation.
- Royals also had a 57-yard touchdown catch against the Broncos, which was his sixth touchdown reception this season of at least 50 yards, which leads the nation. Overall, Royals has caught at least one touchdown in six of his last seven games and in eight of his last 10 overall.

ROYALS IN THE AGGIE RECORD BOOKS

- Junior WR **Jalen Royals** has 61 receptions for 934 yards and 12 touchdowns this year. Those 12 touchdowns are the second-most in single-season school history. **Tracy Jenkins** holds the school record with 14 touchdown catches in 1990.
- Royals is also 66 receiving yards shy of becoming just the 13th player in school history with 1,000 receiving yards in a single season.

BOOTH RECORDS THIRD 100-YARD RUSHING GAME OF THE SEASON

- Junior RB **Davon Booth** posted his third 100-yard rushing game of the season last weekend against Boise State as he carried the ball 12 times for 125 yards. Booth also had a season-long 49-yard run in the first quarter and a 45-yard run in the third quarter.

LEGAS PLAYING WELL IN HIS LAST FIVE GAMES

- Graduate senior QB **Cooper Legas** has played well during his last six games, as the Aggies have gone 4-2 in those outings with wins against UConn, Colorado State, San Diego State and Nevada, and losses to Fresno State and Boise State. In his last six games, Legas is 90-of-142 (.634) passing for 1,431 yards (238.5 ypg) with 16 touchdowns and six interceptions. Against UConn and San Diego State, Legas entered midway through both contests and led the Aggies to come-from-behind wins.
- Legas was 8-of-12 passing for 128 yards and one touchdown against Boise State before getting hurt in the second quarter and not returning to the game.

LEGAS IN THE AGGIE RECORD BOOKS

- Graduate senior QB **Cooper Legas** is 284-of-454 (.626) passing in his career and that completion percentage is third all-time in school history. Furthermore, his 64.8 completion percentage (138-of-213) this year is the fourth-best in school history.
- Legas has 19 touchdown passes this season, which is tied for the 10th-most in a single-season in school history, and 31 touchdown passes in his career, which is three shy of entering the career top 10 at USU.

- Legas has thrown three or more touchdowns in four of his last six games and has had multiple touchdown passes in five of his last six games. Overall, Legas has now thrown multiple touchdowns nine times in his career and three or more touchdowns five times in his career.

VAUGHN ENTERS AGGIE RECORD BOOKS

- Senior WR **Terrell Vaughn** has 131 receptions for 1,429 yards and 15 touchdowns in his two-year Aggie career. Overall, Vaughn is now 14th all-time in receptions and 20th all-time in receiving yards as he is the 22nd player in school history to catch 100 passes and the 38th player in school history with 1,000 career receiving yards. Furthermore, Vaughn's 15 career touchdown receptions are tied for the 13th-most all-time at USU and he is just one shy of entering the career top 10.
- This season, Vaughn has 75 receptions for 805 yards and 10 touchdowns. Those 75 receptions are the seventh-most in single-season school history, while the 10 touchdown catches are tied for the eighth most.
- Vaughn also has three games this year with double-digit receptions, which is tied for the second-most in the Mountain West and tied for the fifth-most in the nation.

FAISON HAS CAREER GAME AGAINST NEVADA

- Junior RB **Rahsul Faison** had the best game of his Aggie career two weekends ago in a 41-24 Mountain West home win against Nevada as he carried the ball a career-high 22 times for a career-best 181 yards and one touchdown. Faison, who had five carries for 13 yards in the first half, gained 168 yards in the second half on 17 carries as he rushed for 121 yards on nine carries in third quarter and 47 yards on eight carries in the fourth. Faison also scored his fourth rushing touchdown of the season on a 2-yard run in the third quarter.
- Those 181 rushing yards are the most by an Aggie since **Devante May** rushed for 206 yards against Weber State in 2016.

UTAH STATE MILESTONES THAT EQUAL SUCCESS

- Utah State has won 46 of its last 58 games when it has a 100-yard rusher, including a 3-2 record this year, and 53 of its last 63 contests when rushing at least 40 times in a game, including a 4-2 record in 2023. USU has also won 71 of its last 78 games when scoring at least 30 points, including a 5-2 record this year.



/// AGGIE TO KEEP YOUR EYE ON ///
#6 | Ike Larsen | S | 5-10 | 185 | So. | Smithfield, Utah | Sky View HS


- Named the Mountain West Defensive Player of the Week (11/6/23) for the second time this season and third time in his career as he had eight tackles, including 1.0 tackles for loss, and intercepted a pass on a fourth-down play in the second overtime to seal the win for USU against San Diego State. Larsen also disrupted a fake field goal in the second quarter and made the tackle on a fake punt in the fourth quarter, as both plays were unsuccessful.

- Larsen, who now has four interceptions on the season and eight in his career, is the only MW defender this year to be named the player of the week twice.

- Was named the 2023 College Football Network (CFN) Midseason National Safety of the Year and to the CFN Midseason All-America First-Team Defense, along with being tabbed the Mountain West Safety of the Year and Midseason MW First-Team Defense.

- Named the Mountain West Defensive Player of the Week (10/9/23) as he tied his career high with two interceptions against Colorado State. He also had seven tackles and a pass breakup against the Rams.

- Named the Mountain West Special Teams Player of the Week (10/2/23) for the first time in his career after blocking the tying extra point in the final minute of Utah State's 34-33 road win at UConn.

- For his career, Larsen has a school-record five blocked kicks (4 punts, 1 PAT).

- Has recorded at least four tackles in every game this season and has six-plus tackles in eight of his last nine games. Also has three pass breakups and six passes defended in his last seven games.

- Had 10 tackles at San José State to give him three double-digit tackle games this year and in his career.

/// DEFENSIVE PLAYER NOTABLES ///
TAFISI HAS SEVEN STRAIGHT DOUBLE-DIGIT TACKLE GAMES

- Graduate senior ILB **MJ Tafisi Jr.** has posted double-digit tackles in each of his last seven games as he had 12 tackles against Boise State, 12 stops against Nevada, 13 tackles against San Diego State, 14 tackles against San José State, a career-high 17 tackles against Fresno State, 10 tackles against Colorado State and 13 tackles against UConn. Tafisi also had 12 tackles against No. 25 Iowa as he has eight double-digit tackle games this season and 13 in his career.

- Tafisi is the first Aggie to post seven-straight double-digit tackle outings since **Brent Passey** had eight-straight double-digit tackle games in 1999. His eight double-digit tackle games on the season are tied for the third-most in the nation.

TAFISI HAS 120 TACKLES ON THE SEASON

- Graduate senior ILB **MJ Tafisi Jr.** has 120 tackles this season and is the 64th player in school history to have 100-plus tackles in a season. Overall, his 120 tackles this year are the 30th-most in single season school history.

DYE HAS CAREER-HIGH 14 TACKLES IN BOISE STATE GAME

- Sophomore S **Devin Dye** posted his first-career double-digit tackle outing in his last game against Boise State with a career-high 14 tackles. Dye also recorded nine tackles and one pass breakup in his previous outing against Nevada. He also had nine tackles at San Diego State. Against San José State, he recorded nine tackles, to go along with his first-career forced fumble and his first-career fumble recovery, on back-to-back possessions inside USU's 10-yard line.

- In his last eight games, Dye has posted 72 tackles (9.0 pg), to go along with five pass breakups, two interceptions, one forced fumble and one fumble recovery.

ROWAN BLOCKS FIRST-CAREER KICK IN BOISE STATE GAME

- Junior WR **Kyrese Rowan** blocked his first-career kick on a punt in the third quarter against Boise State last weekend.

TUIAKI SCORES FIRST-CAREER TOUCHDOWN IN NEVADA GAME

- Sophomore DT **Seni Tuiaki** scored the first touchdown of his football career, at any level, two weekends ago against Nevada as he returned an interception 63 yards for the score. Tuiaki also had a season-high five tackles against the Wolf Pack.

FITZGERALD HAS CAREER GAME AGAINST NEVADA

- Redshirt freshman DE **Paul Fitzgerald** had a career game two weekends ago against Nevada as he had a career-high seven tackles, which included 1.0 sacks.

MOTU'APUAKA HAS PLAYED IN THE THIRD-MOST GAMES IN SCHOOL HISTORY

- Senior DT **Hale Motu'apuaka** has played in 56 career games, which is tied for the third-most in school history. The school record for games played is 59 set by **Demytrick Ali'ifua** (2017-21). Motu'apuaka has also started 38 games, which is tied for the ninth-most in school history.

DID YOU KNOW?

- Utah State blocked its third kick of the season against Boise State on a punt in the third quarter. USU also blocked an extra point with 40 seconds remaining to preserve a 34-33 win at UConn. And, USU blocked a punt at No. 25 Iowa. USU has now blocked 10 kicks (7 punts, 2 extra points, 1 field goal) under head coach **Blake Anderson**, which included four blocks (3 punts, 1 extra point) during the 2022 campaign. The school record for blocked kicks in a season is six set in 2012.

/// PRESEASON HONORS ///

The following is a listing of Utah State players who have garnered preseason and in-season honors in 2023.

Falepule Alo, Sr., OL

- Polynesian Player of the Year Award Watch List
- Phil Steele's Fourth-Team All-Mountain West

Michael Anyanwu, G-Sr., CB

- Athlon Sports Third-Team All-Mountain West
- Phil Steele's Third-Team All-Mountain West

Robert Briggs Jr., So., RB/AP

- Earl Campbell Tyler Rose Award Watch List
- Athlon Sports Third-Team All-Mountain West

Jacob Garcia, So., LS

- AFCA Good Works Team Nominee
- Wuerffel Trophy Watch List
- Phil Steele's First-Team All-Mountain West

Cooper Jones, Sr., PR

- Athlon Sports Second-Team All-Mountain West
- Phil Steele's Second-Team All-Mountain West

Stephen Kotsanlee, Sr., P

- Ray Guy Award Watch List
- Athlon Sports Third-Team All-Mountain West
- Phil Steele's Third-Team All-Mountain West

Ike Larsen, So., S

- College Football Network Midseason National Safety of the Year
- College Football Network Midseason All-American First Team
- Mountain West Defensive Player of the Week (11/6/23; 10/9/23)
- Mountain West Special Teams Player of the Week (10/2/23)

- Jim Thorpe Award Watch List
- Preseason First-Team All-Mountain West
- Athlon Sports First-Team All-Mountain West
- Phil Steele's Second-Team All-Mountain West

Wade Meacham, G-Sr., OL

- Athlon Sports Fourth-Team All-Mountain West

Wade Meacham, G-Sr., OL

- Athlon Sports Fourth-Team All-Mountain West

Cole Motes, Jr., OL

- Phil Steele's Third-Team All-Mountain West

Hale Motu'apuaka Sr., DT

- Polynesian Player of the Year Award Watch List
- Phil Steele's First-Team All-Mountain West
- Athlon Sports Second-Team All-Mountain West

Elliott Nimrod, Jr., PK

- Burlsworth Trophy Watch List

Jalen Royals, Jr., WR

- Biletnikoff Award Watch List

MJ Tafisi Jr., G-Sr., ILB

- Polynesian Player of the Year Award Watch List
- Athlon Sports Second-Team All-Mountain West
- Phil Steele's Second-Team All-Mountain West

Kyle Van Leeuwen, Sr., WR

- Comeback Player of the Year Watch List

Terrell Vaughn, Sr., WR/KR

- Paul Hornung Award Watch List
- Phil Steele's First-Team All-Mountain West
- Athlon Sports Second-Team All-Mountain West



/// RANKINGS FOR 2023 SEASON ///

Table with columns: TEAM, MW, NCAA. Rows include Total Offense, Scoring Offense, Pass Efficiency, etc. Sub-sections include INDIVIDUAL AVG. MW NCAA and player names like Davon Booth, Micah Davis, etc.

/// MOUNTAIN WEST AND NATIONAL RANKINGS ///

UTAH STATE 26TH IN THE NATION IN SCORING OFFENSE

Utah State is second in the Mountain West and 26th in the nation in scoring offense (33.2 ppg), first in the MW and 23rd in the nation in total offense (441.5 ypg), second in the MW and 42nd in the nation in passing efficiency (145.2), fourth in the MW and 36th in the nation in passing offense (265.4 ypg), fifth in the MW and 60th in the nation in completion percentage (.621), sixth in the MW and 44th in the nation in rushing offense (176.1 ypg), and 12th in the MW and 118th in the nation in sacks allowed with 38 (3.45 pg).

Utah State is also third in the MW and 49th in the nation in first downs with 236 (21.5 pg), fifth in the MW and 49th in the nation in passing yards per completion (12.5), sixth in the MW and 47th in the nation in red zone offense (.868), sixth in the MW and 48th in the nation in fourth down conversions (.577), and sixth in the MW and 59th in the nation in fumbles lost with six (0.55 pg).

UTAH STATE THIRD IN THE MOUNTAIN WEST IN TACKLES FOR LOSS

Utah State is third in the Mountain West and 61st in the nation in tackles for loss with 63 (5.7 pg), fourth in the MW and 53rd in the nation in passing defense (217.8 ypg), sixth in the MW and 59th in the nation in passing efficiency defense (131.0), sixth in the MW and 83rd in the nation in sacks with 21 (1.9 pg), ninth in the MW and 97th in the nation in total defense (404.4 ypg), 11th in the MW and 113th in the nation in scoring defense (33.2 ppg), and 12th in the MW and 120th in the nation in rushing defense (186.5 ypg).

Utah State is also third in the MW and 58th in the nation in red zone defense (.811), fourth in the MW and 55th in the nation in fourth down conversions (.500), and is one of 21 FBS teams in the nation with three defensive touchdowns this season.

UTAH STATE 24TH IN THE NATION WITH 19 FORCED TURNOVERS

Utah State is fifth in the Mountain West and 24th in the nation with 19 forced turnovers this season. USU is also third in the MW and 12th in the nation in fumbles recovered with nine (0.8 pg), and fifth in the MW and 42nd in the nation in passes intercepted with 10 (0.9 pg).

Utah State also has three defensive touchdowns on the season, all interception returns, which ranks first in the MW and 11th in the nation.

UTAH STATE SEVENTH IN THE NATION IN BLOCKED KICKS

Utah State is tied for first in the Mountain West and tied for seventh in the nation with three blocked kicks this year, sixth in the MW and 61st in the nation in punt returns (8.9 ypr), sixth in the MW and 80th in the nation in kickoff return defense (20.8 ypr), seventh in the MW and 83rd in the nation in kickoff returns (19.3 ypr), 10th in the MW and 105th in the nation in net punting (36.4 ypp), and 11th in the MW and 123rd in the nation in punt return defense (14.9 ypr).

AGGIES IN THE MOUNTAIN WEST AND NCAA RANKINGS

Utah State sophomore S Ike Larsen is first in the Mountain West and third in the nation with two blocked kicks (0.18 pg), tied for first in the MW and eighth in the nation with one defensive touchdown (0.09 pg), first in the MW and 14th in the nation with four interceptions (0.36 pg), sixth in the MW in passes defended with nine (0.8 pg), and 11th in the MW and 78th in the nation in tackles (7.4 pg). Junior WR Jalen Royals is first in the MW and fourth in the nation in receiving touchdowns with 12 (1.1 pg), fourth in the MW and 22nd in the nation in receiving (84.9 ypg), fifth in the MW and 38th in the nation in receptions (5.5 pg), eighth in the MW and 88th in the nation in yards per reception (15.3), and ninth in the MW and 76th in the nation in scoring (6.7 ppg). Junior CB Jaiden Francois is tied for first in the MW and eighth in the nation with one defensive touchdown (0.09 pg). Sophomore DT Seni Tuiaki is tied for first in the MW and eighth in the nation with one defensive touchdown (0.09 pg). Graduate senior ILB MJ Tafisi Jr. is first in the MW and seventh in the nation in tackles (10.9 pg), and fifth in the MW in forced fumbles with two (0.18 pg). Graduate senior QB Cooper Legas is first in the MW and 17th in the nation in passing efficiency (158.3), second in the MW and 24th in the nation in yards per pass attempt (8.52), second in the MW and 34th in the nation in completion percentage (.648), third in the MW and 44th in the nation in points responsible for (12.9 ppg), fourth in the MW and 28th in the nation in yards per completion (13.2), fourth in the MW and 38th in the nation in passing touchdowns with 19 (2.1 pg), sixth in the MW and 63rd in the nation in passing (201.7 ypg), sixth in the MW and 68th in the nation in total offense (215.2 ypg), and sixth in the MW and 68th in the nation in completions per game (15.3). Junior DE Blaine Spires is second in the MW and fourth in the nation in fumbles recovered with three (0.30 pg). Senior WR Terrell Vaughn is second in the MW and 11th in the nation in receiving touchdowns with 10 (0.9 pg), second in the MW and 15th in the nation in receptions (6.8 pg), and sixth in the MW and 44th in the nation in receiving yards (73.2 ypg). Junior RB Davon Booth is second in the MW and 14th in the nation in yards per carry (6.34), and sixth in the MW and 67th in the nation in rushing (69.1 ypg). Junior WR Micah Davis is second in the MW and 17th in the nation in punt returns (9.3 ypr), fourth in the MW and 38th in the nation in yards per reception (17.4), and eighth in the MW and 55th in the nation in receiving touchdowns with six (0.55 pg). Junior PK Elliott Nimrod is fourth in the MW and 29th in the nation in field goal percentage (.833), seventh in the MW and 70th in the nation in scoring (7.0 ppg), and seventh in the MW and 76th in the nation in field goals (1.0 pg). Redshirt freshman DE Paul Fitzgerald is eighth in the MW in sacks with 5.0 (0.45 pg). Freshman QB McCae Hillstead is ninth in the MW and 92nd in the nation in touchdown passes with 10 (1.4 pg). Junior RB Rahsul Faison is ninth in the MW in rushing (52.9 ypg). Redshirt junior S Anthony Switzer is 10th in the MW and 62nd in the nation in tackles (7.5 pg). And, sophomore S Devin Dye is 13th in the MW and 98th in the nation in tackles (7.1 pg).





/// TEAM NOTABLES ///

WHAT'S RETURNING IN 2023

- Utah State returns nine starters (O-4, D-5) as part of 35 letterwinners (O-19, D-13, S-3) from last year's team that posted a 6-7 record, tied for second in the Mountain Division of the Mountain West with a 5-3 mark, and concluded its season by playing in its 10th bowl game in the past 12 years against Memphis (L, 38-10) in the SERVPRO First Responder Bowl in Dallas, Texas. USU also welcomes back 14 redshirts (O-7, D-6, S-1) and three squadmen (O-1, D-2).
- Highlighting Utah State's returners in 2023 are a trio of all-Mountain West performers in sophomore S **Ike Larsen**, senior ILB **MJTafisi Jr.** and senior WR **Terrell Vaughn**. Larsen earned second-team all-MW accolades and was named a College Football News Honorable Mention Freshman All-American, while Tafisi and Vaughn both garnered honorable mention all-MW honors. USU also returns senior P **Stephen Kotsanlee**, who earned honorable mention all-MW honors in 2020.
- Other starters returning for Utah State in 2023 include graduate senior CB **Michael Anyanwu**, graduate senior QB **Cooper Legas**, graduate senior OL **Wade Meacham**, senior DT **Hale Motu'apuaka**, senior TE **Josh Sterzer** and senior DT **Poukesi Vakauta**.

UTAH STATE WELCOMES 62 NEWCOMERS

- Utah State welcomes 62 newcomers (O-27, D-32, S-3) to its program this fall, which is the sixth-most in the nation. Among the group of new players are 14 four-year transfers in graduate senior OL **Ralph Frias III** (Arizona State), senior RB **Sione Finau** (BYU), graduate junior WR **Colby Bowman** (Stanford), junior CB **Jaiden Francois** (UCF), junior QB **Zeke Payne** (New Mexico Highlands), junior DE **Blaine Spires** (Bowling Green), redshirt sophomore CB **Avante Dickerson** (Oregon), sophomore CB **Al Ashford III** (Wisconsin), sophomore ILB **Gavin Barthiel** (Washington State), sophomore S **Simeon Harris** (Colorado), redshirt freshman DT **Sir Mells** (Oregon), redshirt freshman WR **Grant Page** (Colorado), redshirt freshman ILB **Logan Pili** (BYU) and redshirt freshman S **Jackson Sundstrom** (Concordia). USU also welcomes 21 junior college transfers (O-9, D-11, S-1), to go along with 27 high schoolers (O-13, D-12, S-2).
- Among the 21 junior college transfers, five of those players began their careers at the FBS level in junior WR **Micah Davis** (Air Force), junior RB **Rahsul Faison** (Marshall), junior CB **Jaylen Martin** (California), sophomore DE **Iholani Raass** (UCLA) and sophomore S **Javar Strong** (Arkansas State).

UTAH STATE HAS FOUR SETS OF BROTHERS ON 2023 ROSTER

- Utah State has four sets of brothers on its 2023 roster in senior DT **Hale Motu'apuaka** (Honolulu, Hawaii/Punahou HS) and redshirt freshman OL **Tavo Motu'apuaka** (Honolulu, Hawaii/Mililani HS), junior DE **Cian Slone** (Rocklin, California/American River JC/Rocklin HS) and sophomore S **Teeg Slone** (Rocklin, California/American River JC/Rocklin HS), sophomore OL **Elia Migao** (Temecula, California/Chaparral HS) and sophomore DE **Enoka Migao** (Temecula, California/Chaparral HS), and redshirt freshman DE **Kaden Jolley** (Fruita, Colorado/Fruita Monument HS) and freshman DT **Tanner Jolley** (Fruita, Colorado/Fruita Monument HS).

NINE AGGIES WITH BACHELOR'S DEGREES

- Utah State has nine players on its 2023 roster that have already received their bachelor's degrees in graduate senior CB **Michael Anyanwu** (kinesiology), graduate senior OL **Ralph Frias III** (interdisciplinary studies), graduate senior OL **Calvin Knapp** (interdisciplinary studies), graduate senior QB **Cooper Legas** (economics), graduate senior OL **Wade Meacham** (psychology), graduate senior CB **Xavion Steele** (sociology), graduate senior ILB **MJTafisi Jr.** (integrated studies), graduate junior WR **Colby Bowman** (science, technology and society) and graduate junior QB **Levi Williams** (integrated studies).

AGGIES WHO HAVE SERVED LDS CHURCH MISSIONS

- Utah State has 14 players on its 2023 roster who have served missions for The Church of Jesus Christ of Latter-day Saints in graduate senior OL **Wade Meacham**, senior RB **Sione Finau**, senior TE **Josh Sterzer**, senior WR **Kyle Van Leeuwen**, sophomore DE **Kaden Jolley**, sophomore DT **Seni Tuiaki**, redshirt freshman K/P **Ryan Marks**, redshirt freshman ILB **Bronson Olevao Jr.**, redshirt freshman LB **Logan Pili**, redshirt freshman OL **Adam Pond**, freshman DE **Emerson Conlon**, freshman ILB **Bowen Fjord**, freshman DT **Tanner Jolley** and freshman S **Titan Saxton**.

AGGIES WHO ARE MARRIED

- Utah State has five players on its 2023 roster who are married in graduate senior OL **Wade Meacham**, senior DT **Hale Motu'apuaka**, senior TE **Josh Sterzer**, junior OL **Cole Motes** and redshirt freshman ILB **Logan Pili**.

DID YOU KNOW?

- Utah State sophomore S **Devin Dye's** dad, Jermaine, spent 13 years in Major League Baseball as an outfielder for several teams, including the 2005 World Champion Chicago White Sox, as he was named World Series MVP. He was a two-time All-Star, a Gold Glove Award recipient in 2000 and a Silver Slugger Award recipient in 2006.
- Utah State junior WR **Micah Davis' dad**, Dexter, spent five years in the NFL with the Arizona Cardinals and St. Louis/Los Angeles Rams.

/// WHAT'S BACK IN 2023 ///

| OFFENSE | STAT | RETURN | PCT. |
|-----------------|-------|--------|------|
| • Pass Att. | 398 | 241 | 60.6 |
| • Pass Comp. | 230 | 141 | 61.3 |
| • Pass Yds. | 2,537 | 1,539 | 60.7 |
| • Pass TDs | 18 | 11 | 61.1 |
| • Receptions | 230 | 92 | 40.0 |
| • Rec. Yds. | 2,537 | 931 | 36.7 |
| • Rec. TDs | 18 | 8 | 44.4 |
| • Rush Att. | 550 | 214 | 38.9 |
| • Rush Yds. | 2,071 | 789 | 38.1 |
| • Rush TDs | 14 | 4 | 28.6 |
| • Total Offense | 4,608 | 2,328 | 59.5 |
| • Total TDs | 36 | 14 | 38.9 |

| DEFENSE | STAT | RETURN | PCT. |
|---------------------|------|--------|------|
| • Tackles | 906 | 319 | 35.2 |
| • Tackles for Loss | 94.0 | 37.5 | 39.9 |
| • Sacks | 28.0 | 10.0 | 35.7 |
| • QB Hurries | 28 | 3 | 10.7 |
| • Interceptions | 11 | 5 | 45.5 |
| • Pass Breakups | 45 | 18 | 40.0 |
| • Forced Fumbles | 8 | 0 | 0.0 |
| • Fumble Recoveries | 7 | 0 | 0.0 |
| • Blocks | 4 | 3 | 75.0 |

- Utah State returns nine starters from 2022, with five on defense and four on offense. In addition, the Aggies return three of their specialists from last season in their punter, kicker and long snapper. In all, USU returns 35 letterwinners from a year ago, with 19 on offense, 13 on defense and three specialists.

/// ROCKY MOUNTAIN HIGH ///

- There are nine Division I schools that are located in cities with an elevation of at least 4,000 feet above sea level and Utah State ranks sixth on the list with an elevation of 4,710 feet. USU is the fifth-highest Mountain West Conference school. During the 2023 season, the Aggies will play at two other locations on the list (Air Force, New Mexico), giving USU eight games this season at 4,000 feet above sea level.

| School | Elevation |
|-------------------|-----------|
| 1. Wyoming | 7,220 |
| 2. Air Force | 6,620 |
| 3. Colorado | 5,360 |
| 4. Colorado State | 5,190 |
| 5. New Mexico | 5,100 |
| 6. UTAH STATE | 4,710 |
| 7. BYU | 4,630 |
| 8. Nevada | 4,610 |
| 9. Utah | 4,357 |



/// UTAH STATE'S RECORD... ///

| | | |
|------------------------------------|---------------------------|-----|
| | Under Anderson 2023 | |
| Overall | 22-16 | 5-6 |
| MW | 14-9 | 3-4 |
| Non-Conference | 8-7 | 2-2 |
| Home | 10-8 | 3-3 |
| Away | 11-7 | 2-3 |
| Neutral | 1-1 | 0-0 |
| Current Streak | L1 | L1 |
| Current Home Streak | L1 | L1 |
| Current Away Streak | W1 | W1 |
| | | |
| Day Game | 8-4 | 2-1 |
| Night Game | 14-12 | 3-5 |
| September | 5-8 | 2-3 |
| October | 6-4 | 1-2 |
| November | 8-3 | 2-1 |
| December | 2-1 | 0-0 |
| vs. top-25 teams | 1-4 | 0-1 |
| vs. non-ranked teams | 21-12 | 5-5 |
| vs. FCS (I-AA) | 2-1 | 1-0 |
| On natural grass | 3-2 | 2-0 |
| On artificial surface | 19-14 | 3-6 |
| | | |
| Scoring first | 10-3 | 2-1 |
| Coming-from-behind | 15-13 | 3-5 |
| Leading after 1st quarter | 8-1 | 0-1 |
| Behind after 1st quarter | 9-14 | 2-4 |
| Tied after 1st quarter | 5-1 | 3-1 |
| Leading at halftime | 11-0 | 2-0 |
| Behind at halftime | 10-13 | 2-4 |
| Tied at halftime | 1-3 | 1-2 |
| Leading after 3rd quarter | 19-0 | 5-0 |
| Behind after 3rd quarter | 3-15 | 0-6 |
| Tied after 3rd quarter | 0-0 | 0-0 |
| Overtime | 0-0 | 0-0 |
| | | |
| Scoring less than 20 points | 1-8 | 0-2 |
| Scoring 20 + points | 20-7 | 5-3 |
| Scoring 30 + points | 16-2 | 5-2 |
| Allowing 20 points or less | 7-0 | 0-0 |
| Allowing 10 points or less | 2-0 | 0-0 |
| | | |
| With 100-yard rusher | 11-5 | 3-2 |
| Allowing 100-yard rusher | 8-8 | 0-4 |
| With 300-yard passer | 6-4 | 1-2 |
| Allowing 300-yard passer | 2-1 | 0-1 |
| Outgain opponent | 18-5 | 4-2 |
| Total offense + 400 yards | 15-4 | 5-2 |
| Allowing + 400 yards offense | 7-12 | 2-4 |
| | | |
| No turnovers | 5-1 | 2-0 |
| Less than three turnovers | 19-7 | 4-3 |
| Three or more turnovers | 3-9 | 1-3 |
| No takeaways | 2-8 | 0-4 |
| Three or more takeaways | 6-2 | 2-1 |
| Fewer turnovers | 15-3 | 3-1 |
| Equal turnovers | 1-1 | 1-0 |
| More turnovers | 6-12 | 1-5 |
| Control time of possession | 9-3 | 1-1 |
| Opponent controls TOP | 13-13 | 4-5 |

/// COACHING NOTABLES ///

ANDERSON ENTERS THIRD SEASON AT UTAH STATE

• **Blake Anderson**, who is entering his third season at Utah State, is just the second head coach in program history to lead the Aggies to consecutive bowl games in his first two seasons. Overall, Anderson is the fifth head coach in school history to coach in multiple bowls, along with **E. Lowell Romney** (1946-47), **John Ralston** (1960-61), **Gary Andersen** (2011-12, 2019) and **Matt Wells** (2013-15, '17).

• In 2021, Anderson led the Aggies to their first-ever Mountain West Championship with a 46-13 win at No. 19 San Diego State, which was the program's first win against a nationally-ranked opponent in six years. Anderson also led USU to its sixth bowl win in school history with a 24-13 victory against Oregon State in the Jimmy Kimmel LA Bowl, and a school-record-tying 11 wins after being picked to finish fifth in the Mountain Division of the Mountain West in the preseason polls. USU concluded its season ranked 24th in the nation in the final Associated Press poll, marking just the fifth-time ever that USU finished a season nationally ranked.

• Under Anderson, Utah State tied for the best turnaround in the nation in 2021, as the Aggies became the first FBS team ever to go from zero or one win to 11 wins the following season. USU also became the first FBS program in eight years to post a 7-0 road record.

• Anderson, who was named the 2021 AFCA Region 5 Coach of the Year and a finalist for the Eddie Robinson National Coach of the Year Award, was the only first-year head coach in the nation to lead his team to nine or more wins. In 2022, Anderson led USU to the SERVPRO First Responder Bowl.

• Anderson has won three conference championships as a head coach with two Sun Belt titles at Arkansas State (2015, 2016), along with one Mountain West title at Utah State (2021). Anderson coached in his eighth bowl game in nine seasons last year and has a 3-5 bowl record.

ANDERSON AS OFFENSIVE COORDINATOR AND QUARTERBACKS COACH

• Along with his head coaching responsibilities, **Blake Anderson** is also serving as the offensive coordinator and quarterbacks coach this season. During his time as a head coach at Arkansas State, Anderson also served as the offensive coordinator and quarterbacks coach during the 2017 and 2018 seasons. In 2017, ASU ranked fifth in the nation in passing (342.2 ypg), 10th in total offense (494.8 ypg) and 13th in scoring (37.8 ypg). In 2018, ASU ranked 17th in the nation in total offense (466.2 ypg), 21st in passing (281.5 ypg) and 54th in scoring (30.3 ppg).

CEFALO HAS COACHED THREE BILETNIKOFF SEMIFINALISTS

• Utah State co-offensive coordinator and wide receivers coach **Kyle Cefalo** has coached a Biletnikoff Award Semifinalist in three of the last four seasons. In his first year at USU in 2021, Cefalo coached **DevenThompkins**, who set school records with 102 receptions for 1,704 yards. At Arkansas State, Cefalo coached Jonathan Adams in 2020 and Omar Bayless in 2019, as both players were named Sun Belt Conference Offensive Players of the Year.

OTHER COACHING NOTABLES

• Utah State welcomes six new coaches to its staff this fall in defensive coordinator **Joe Cauthen**, defensive passing game coordinator and cornerbacks coach **Mitchell White**, offensive line coach **Cooper Bassett**, defensive line coach **Tevita Finau**, running backs coach **Rodney Freeman III** and safeties coach **Ethan Morriss**.

• Cauthen spent five years working with USU head coach **Blake Anderson** at Arkansas State (2014-18) as the Red Wolves played in five-straight bowl games and won a pair of conference championships (2015-16).

• Anderson has two former Aggies on his staff in tight ends coach **DJTialavea** (2010-13) and director of player development and community engagement **Austin Albrecht** (2014-16).

• Finau spent five years (2012-16) in the NFL with the Arizona Cardinals, Philadelphia Eagles, Tampa Bay Buccaneers, Dallas Cowboys, New York Jets and Houston Texans.

• White spent six years in professional football, including in the NFL with the Oakland Raiders (2013) and Philadelphia Eagles (2017). White also played four years in the Canadian Football League and won back-to-back Grey Cups with the Ottawa Redblacks (2016) and Toronto Argonauts (2017). During the 2016 campaign, he was named a CFL East All-Star.

AGGIES IN OVERTIME

• Utah State is 7-6 all-time in overtime, winning four of its last six. All-time, USU is 4-3 in single-overtime games, 3-2 in double-overtime games, and 0-1 in triple-overtime games. USU's last overtime game was a 32-24 double-overtime win at San Diego State on Nov. 4, 2023.

/// AGGIES IN THE NFL ///

• Utah State currently has nine players on NFL rosters and has had 13 players drafted into the NFL in the past 12 years. Former Aggies currently in the NFL include CB **Jalen Davis** (Cincinnati Bengals), OG **Tyler Larsen** (Washington Commanders), SS **Dallin Leavitt** (Green Bay Packers), QB **Jordan Love** (Green Bay Packers), LS **Patrick Scales** (Chicago Bears), WR **DevenThompkins** (Tampa Bay Buccaneers), LB **Nick Vigil** (New York Jets), WR **Derek Wright** (Carolina Panthers) and LB **Bobby Wagner** (Seattle Seahawks).



/// 2023 UTAH STATE OPPONENT SCHEDULE / RESULTS ///

NO. 25 IOWA (9-2, 6-2 Big Ten)

| | | |
|------|-------------------|---------|
| S 2 | UTAH STATE | W 24-14 |
| S 9 | at Iowa State | W 20-13 |
| S 16 | WESTERN MICHIGAN | W 41-10 |
| S 23 | at #7 Penn State* | L 0-31 |
| S 30 | MICHIGAN STATE* | W 26-16 |
| O 7 | PURDUE* | W 20-14 |
| O 14 | at Wisconsin* | W 15-6 |
| O 21 | MINNESOTA* | L 10-12 |
| N 4 | at Northwestern* | W 10-7 |
| N 11 | RUTGERS* | W 22-0 |
| N 18 | ILLINOIS* | W 15-13 |
| N 24 | at Nebraska* | 10 am |

IDAHO STATE (3-8, 3-5 Big Sky)

| | | |
|------|----------------------|---------|
| S 2 | at San Diego State | L 28-36 |
| S 9 | at Utah State | L 28-78 |
| S 16 | NORTHERN IOWA | L 17-41 |
| S 23 | NORTHERN COLORADO* | W 35-21 |
| S 30 | at Montana* | L 20-28 |
| O 14 | EASTERN WASHINGTON* | W 42-41 |
| O 21 | at Portland State* | W 38-24 |
| O 28 | at Sacramento State* | L 16-51 |
| N 4 | WEBER STATE* | L 21-33 |
| N 11 | UC DAVIS* | L 14-21 |
| N 18 | at Idaho* | L 21-63 |

AIR FORCE (8-3, 5-2 MW)

| | | |
|------|----------------------|---------|
| S 2 | ROBERT MORRIS | W 42-7 |
| S 9 | at Sam Houston State | W 13-3 |
| S 15 | UTAH STATE* | W 39-21 |
| S 22 | at San José State* | W 45-20 |
| S 30 | SAN DIEGO STATE* | W 49-10 |
| O 14 | WYOMING* | W 34-27 |
| O 21 | at Navy | W 17-6 |
| O 28 | at Colorado State* | W 30-13 |
| N 4 | vs. ARMY | L 3-23 |
| N 11 | at Hawai'i* | L 13-27 |
| N 18 | UNLV* | L 27-31 |
| N 24 | at Boise State* | 2 pm |

JAMES MADISON (10-1, 6-1 Sun Belt)

| | | |
|------|---------------------------------|---------|
| S 2 | BUCKNELL | W 38-3 |
| S 9 | at Virginia | W 36-35 |
| S 16 | at Troy* | W 16-14 |
| S 23 | at Utah State | W 45-38 |
| S 30 | SOUTH ALABAMA* | W 31-23 |
| O 14 | GEORGIA SOUTHERN* | W 41-13 |
| O 19 | at Marshall* | W 20-9 |
| O 28 | OLD DOMINION* | W 30-27 |
| N 4 | at Georgia State* | W 42-14 |
| N 11 | UCONN | W 44-6 |
| N 18 | APPALACHIAN STATE* L 23-26 (OT) | |
| N 25 | at Coastal Carolina | 1:30 pm |

UCONN (2-9)

| | | |
|------|----------------------|---------|
| A 31 | NC STATE | L 14-24 |
| S 9 | at Georgia State | L 14-35 |
| S 16 | FIU | L 17-24 |
| S 23 | #18 DUKE | L 7-41 |
| S 30 | UTAH STATE | L 33-34 |
| O 7 | at Rice | W 38-31 |
| O 21 | SOUTH FLORIDA | L 21-24 |
| O 28 | at Boston College | L 14-21 |
| N 4 | at #19 Tennessee | L 3-59 |
| N 11 | at #21 James Madison | L 6-44 |
| N 18 | SACRED HEART | W 31-3 |
| N 25 | at UMass | Noon |

COLORADO STATE (5-6, 3-4 MW)

| | | |
|------|---------------------------|----------------|
| S 2 | WASHINGTON STATE | L 24-50 |
| S 16 | at #18 Colorado | L 35-43 (2 OT) |
| S 23 | at Middle Tennessee State | W 31-23 |
| S 30 | UTAHTECH | W 41-20 |
| O 7 | at Utah State* | L 24-44 |
| O 14 | BOISE STATE* | W 31-30 |
| O 21 | at UNLV* | L 23-25 |
| O 28 | #19 AIR FORCE* | L 13-30 |
| N 3 | at Wyoming* | L 15-24 |
| N 11 | SAN DIEGO STATE* | W 22-19 |
| N 18 | NEVADA* | W 30-20 |
| N 25 | at Hawai'i* | 9 pm |

FRESNO STATE (8-3, 4-3 MW)

| | | |
|------|---------------------|----------------|
| S 2 | at Purdue | W 39-35 |
| S 9 | E. WASHINGTON | W 34-31 (2 OT) |
| S 16 | at Arizona State | W 29-0 |
| S 23 | KENT STATE | W 53-10 |
| S 30 | NEVADA* | W 27-9 |
| O 7 | at Wyoming* | L 19-24 |
| O 13 | at Utah State* | W 37-32 |
| O 28 | UNLV* | W 31-24 |
| N 4 | BOISE STATE* | W 37-30 |
| N 11 | at San José State* | L 18-42 |
| N 18 | NEW MEXICO* | L 17-25 |
| N 25 | at San Diego State* | 8:30 pm |

SAN JOSÉ STATE (6-5, 5-2 MW)

| | | |
|------|------------------|---------|
| A 26 | at #6 USC | L 28-56 |
| S 3 | #18 OREGON STATE | L 17-42 |
| S 9 | CAL POLY | W 59-3 |
| S 16 | at Toledo | L 17-21 |
| S 22 | AIR FORCE* | L 20-45 |
| O 7 | at Boise State* | L 27-35 |
| O 14 | at New Mexico* | W 52-24 |
| O 21 | UTAH STATE* | W 42-21 |
| O 28 | at Hawai'i* | W 35-0 |
| N 11 | FRESNO STATE* | W 42-18 |
| N 18 | SAN DIEGO STATE* | W 24-13 |
| N 25 | at UNLV* | 1 pm |

SAN DIEGO STATE (3-8, 1-6 MW)

| | | |
|------|---------------------|---------------|
| A 26 | OHIO | W 20-13 |
| S 2 | IDAHO STATE | W 36-28 |
| S 9 | UCLA | L 10-35 |
| S 16 | at #16 Oregon State | L 9-26 |
| S 22 | BOISE STATE* | L 31-34 |
| S 30 | at Air Force* | L 10-49 |
| O 14 | at Hawai'i* | W 41-34 |
| O 21 | NEVADA* | L 0-6 |
| N 4 | UTAH STATE* | L 24-32 (2OT) |
| N 11 | at Colorado State* | L 19-22 |
| N 18 | at San José State* | L 13-24 |
| N 25 | FRESNO STATE* | 8:30 pm |

NEVADA (2-9, 2-5 MW)

| | | |
|------|---------------------|---------|
| S 2 | at #6 USC | L 14-66 |
| S 9 | IDAHO | L 6-33 |
| S 16 | KANSAS | L 24-31 |
| S 23 | at Texas State | L 24-35 |
| S 30 | at Fresno State* | L 9-27 |
| O 14 | UNLV* | L 27-45 |
| O 21 | at San Diego State* | W 6-0 |
| O 28 | NEW MEXICO* | W 34-24 |
| N 4 | HAWAII* | L 14-27 |
| N 11 | at Utah State* | L 24-41 |
| N 18 | at Colorado State* | L 20-30 |
| N 25 | WYOMING* | 7 pm |

BOISE STATE (6-5, 5-2 MW)

| | | |
|------|---------------------|---------|
| S 2 | at #10 Washington | L 19-56 |
| S 9 | UCF | L 16-18 |
| S 16 | NORTH DAKOTA | W 42-18 |
| S 22 | at San Diego State* | W 34-31 |
| S 30 | at Memphis | L 32-35 |
| O 7 | SAN JOSÉ STATE* | W 35-27 |
| O 14 | at Colorado State* | L 30-31 |
| O 28 | WYOMING* | W 32-7 |
| N 4 | at Fresno State* | L 30-37 |
| N 11 | NEW MEXICO* | W 42-14 |
| N 18 | at Utah State* | W 45-10 |
| N 24 | AIR FORCE* | 2 pm |

NEW MEXICO (4-7, 2-5 MW)

| | | |
|------|------------------|------------|
| S 2 | at #23 Texas A&M | L 10-52 |
| S 9 | TENNESSEE TECH | W 56-10 |
| S 16 | NEW MEXICO STATE | L 17-27 |
| S 23 | at UMass | W 34-31 OT |
| S 30 | at Wyoming* | L 26-35 |
| O 14 | SAN JOSÉ STATE* | L 24-52 |
| O 21 | HAWAII* | W 42-21 |
| O 28 | at Nevada* | L 24-34 |
| N 4 | UNLV* | L 14-56 |
| N 11 | at Boise State* | L 14-42 |
| N 18 | at Fresno State* | W 25-17 |
| N 24 | UTAH STATE* | 1:30 pm |

* Conference game

All times are MT





Jose Fuentes (#13) ranks first all-time at Utah State in passing yards (9,168), completions (704) and attempts (1,270).

/// PASSING ///

| Passing Yardage | Years | Yds. |
|---------------------|------------|-------|
| 1. Jose Fuentes | 1999-2002 | 9,168 |
| 2. Jordan Love | 2017-19 | 8,600 |
| 3. Chuckie Keeton | 2011-pres. | 7,393 |
| 4. Diondre Borel | 2007-10 | 6,698 |
| 5. Tony Adams | 1970-72 | 6,226 |
| 6. Kent Myers | 2014-17 | 6,126 |
| 7. Brent Snyder | 1987-88 | 6,105 |
| 8. Eric Hipple | 1976-79 | 6,073 |
| 9. Anthony Calvillo | 1992-93 | 5,642 |
| 10. Matt Sauk | 1996-97 | 5,385 |

| Passing Completions | Years | No. |
|---------------------|-----------|-----|
| 1. Jose Fuentes | 1999-2002 | 704 |
| 2. Jordan Love | 2017-19 | 689 |
| 3. Chuckie Keeton | 2011-15 | 672 |
| 4. Kent Myers | 2014-17 | 534 |
| 5. Diondre Borel | 2007-10 | 517 |
| 6. Brent Snyder | 1987-88 | 472 |
| 7. Eric Hipple | 1976-79 | 459 |
| 8. Tony Adams | 1970-72 | 456 |
| 9. Anthony Calvillo | 1992-93 | 448 |
| 10. Travis Cox | 2001-04 | 423 |

| Passing Attempts | Years | Att. |
|---------------------|------------|-------|
| 1. Jose Fuentes | 1999-2002 | 1,270 |
| 2. Jordan Love | 2017-19 | 1,125 |
| 3. Chuckie Keeton | 2011-15 | 1,068 |
| 4. Diondre Borel | 2007-10 | 922 |
| 5. Kent Myers | 2014-pres. | 876 |
| 6. Brent Snyder | 1987-88 | 874 |
| 7. Tony Adams | 1970-72 | 867 |
| 8. Eric Hipple | 1976-79 | 850 |
| 9. Anthony Calvillo | 1992-93 | 829 |
| 10. Travis Cox | 2001-04 | 738 |

| Completion Pct. | Years | Pct. |
|---------------------------|------------|------|
| (Minimum 150 Completions) | | |
| 1. Darell Garretson | 2013-14 | .631 |
| 2. Chuckie Keeton | 2011-15 | .629 |
| 3. Cooper Legas | 2021-pres. | .626 |
| 4. Jordan Love | 2017-19 | .612 |
| 5. Kent Myers | 2014-17 | .610 |
| 6. Keith Myers | 1976-77 | .607 |
| 7. Logan Bonner | 2021-22 | .603 |
| 8. Leon Jackson III | 2004-07 | .582 |
| 9. Travis Cox | 2001-04 | .573 |
| 10. Diondre Borel | 2007-10 | .561 |

| Touchdown Passes | Years | TD |
|---------------------|-----------|----|
| 1. Chuckie Keeton | 2011-15 | 62 |
| 2. Jordan Love | 2017-19 | 60 |
| Jose Fuentes | 1998-2002 | 60 |
| 4. Tony Adams | 1970-72 | 52 |
| 5. Logan Bonner | 2021-22 | 42 |
| 6. Kent Myers | 2014-17 | 39 |
| Brent Snyder | 1987-88 | 39 |
| 8. Diondre Borel | 2007-10 | 36 |
| 9. Anthony Calvillo | 1992-93 | 35 |
| 10. Eric Hipple | 1976-79 | 34 |

/// TOTAL OFFENSE ///

| Total Offense | Years | Yds. |
|---------------------|-----------|-------|
| 1. Jordan Love | 2017-19 | 9,003 |
| 2. Chuckie Keeton | 2011-15 | 8,808 |
| 3. Jose Fuentes | 1999-2002 | 8,791 |
| 4. Diondre Borel | 2007-10 | 8,096 |
| 5. Kent Myers | 2014-17 | 7,532 |
| 6. Tony Adams | 1970-72 | 6,587 |
| 7. Eric Hipple | 1976-79 | 6,121 |
| 8. Brent Snyder | 1987-88 | 5,928 |
| 9. Anthony Calvillo | 1992-93 | 5,838 |
| 10. Matt Sauk | 1996-97 | 5,466 |

/// RECEIVING ///

| Receptions | Years | No. |
|-----------------------|------------|-----|
| 1. Kevin Robinson | 2004-07 | 178 |
| 2. Kevin Curtis | 2001-02 | 174 |
| 3. Deven Thompkins | 2018-21 | 171 |
| 4. Kendal Smith | 1985-88 | 169 |
| 5. Ron'quavion Tarver | 2016-pres. | 160 |
| 6. Nakia Jenkins | 1996-97 | 155 |
| 7. Rod Moore | 1988-91 | 153 |
| 8. Kevin Alexander | 1992-95 | 149 |
| 9. Aaron Jones | 1997-2000 | 145 |
| Pat Newman | 1986-89 | 145 |

| Receiving Yardage | Years | Yds. |
|--------------------|-----------|-------|
| 1. Kendal Smith | 1985-88 | 2,943 |
| 2. Kevin Curtis | 2001-02 | 2,789 |
| 3. Deven Thompkins | 2018-21 | 2,519 |
| 4. Kevin Robinson | 2004-07 | 2,485 |
| 5. Nakia Jenkins | 1996-97 | 2,483 |
| 6. Rod Moore | 1988-91 | 2,422 |
| 7. Aaron Jones | 1997-2000 | 2,334 |
| 8. Pat Newman | 1986-89 | 2,221 |
| 9. Kevin Alexander | 1992-95 | 2,208 |
| 10. James Murphy | 1978-80 | 2,132 |

| Receiving Average | Years | Avg. |
|-------------------------|---------|------|
| (Minimum 50 Receptions) | | |
| 1. Cotic McMahon | 1992-93 | 18.7 |
| 2. Steve Smith | 1996-97 | 18.0 |
| 3. Craig Clark | 1971-73 | 17.9 |
| 4. Ron Cassidy | 1977-78 | 17.9 |
| 5. Greg Daly | 1975-76 | 17.8 |
| 6. Kendal Smith | 1985-88 | 17.4 |
| 7. Ken Thompson | 1979-80 | 17.4 |
| 8. Tracy Jenkins | 1988-91 | 17.1 |
| 9. Mike O'Shea | 1966-68 | 17.0 |
| 10. Kevin Curtis | 2001-02 | 16.2 |

| TD Receptions | Years | TD |
|-----------------------|------------|----|
| 1. Kendal Smith | 1985-88 | 25 |
| 2. Tracy Jenkins | 1988-91 | 22 |
| 3. Aaron Jones | 1997-2000 | 21 |
| Kevin Robinson | 2004-07 | 21 |
| 5. Kevin Curtis | 2001-02 | 19 |
| Ken Thompson | 1979-80 | 19 |
| 7. Ron'quavion Tarver | 2016-pres. | 18 |
| 8. James Murphy | 1978-80 | 17 |
| Pat Newman | 1986-89 | 17 |
| 10. Rod Moore | 1988-91 | 16 |
| Mike O'Shea | 1966-68 | 16 |
| Hunter Sharp | 2014-15 | 16 |

/// RUSHING ///

| Rushing Yardage | Years | Yds. |
|---------------------|-------------|-------|
| 1. Demario Brown | 1996-1999 | 4,053 |
| 2. Abu Wilson | 1992, 94-96 | 3,933 |
| 3. Rick Parros | 1976-79 | 3,537 |
| 4. Louie Giammona | 1973-75 | 3,499 |
| 5. Robert Turbin | 2007-09,11 | 3,315 |
| 6. Emmett White | 1998-01 | 2,791 |
| 7. Kerwynn Williams | 2009-12 | 2,515 |
| 8. Roger Grant | 1990-91 | 2,387 |
| 9. Tom Larscheid | 1959-61 | 2,206 |
| 10. Gerold Bright | 2016-19 | 2,145 |

| Rushing Attempts | Years | Att. |
|---------------------|-------------|------|
| 1. Demario Brown | 1996-99 | 792 |
| Abu Wilson | 1992, 94-96 | 792 |
| 3. Rick Parros | 1976-79 | 782 |
| 4. Louie Giammona | 1973-75 | 756 |
| 5. Robert Turbin | 2007-09,11 | 565 |
| 6. Emmett White | 1998-01 | 517 |
| 7. Roger Grant | 1990-91 | 484 |
| 8. Calvin Tyler Jr. | 2021-22 | 449 |
| 9. LaJuan Hunt | 2014-17 | 428 |
| 10. Altie Taylor | 1966-68 | 415 |

| Rushing Average | Years | Avg. |
|------------------------|------------|------|
| (Minimum 150 Attempts) | | |
| 1. Michael Smith | 2009-11 | 7.1 |
| 2. Tom Larscheid | 1959-61 | 7.0 |
| 3. MacArthur Lane | 1965-67 | 6.9 |
| 4. Darwin Thompson | 2018 | 6.8 |
| Roy Shivers | 1964-65 | 6.8 |
| 6. Kerwynn Williams | 2009-12 | 6.6 |
| 7. Buddy Allen | 1958-59 | 6.4 |
| 8. Devante Mays | 2015-16 | 6.1 |
| 9. Gerold Bright | 2016-19 | 5.9 |
| Robert Turbin | 2007-09,11 | 5.9 |



Demario Brown (#21) is Utah State's career rushing leader with 4,053 yards and is third all-time in rushing touchdowns with 37.

| Rushing Touchdowns | Years | TD |
|--------------------|-------------|----|
| 1. Robert Turbin | 2007-09,11 | 40 |
| Abu Wilson | 1992, 94-96 | 40 |
| 3. Demario Brown | 1996-99 | 37 |
| 4. Tom Larscheid | 1959-61 | 29 |
| 5. Emmett White | 1998-01 | 27 |
| 6. Rick Parros | 1976-79 | 26 |
| 7. Gerold Bright | 2016-19 | 22 |
| Kerwynn Williams | 2009-12 | 22 |
| 9. Louie Giammona | 1973-75 | 21 |
| 10. Kent Myers | 2014-17 | 19 |

/// ALL-PURPOSE ///

| All-Purpose Yards | Years | Yds. |
|---------------------|---------|-------|
| 1. Kerwynn Williams | 2009-12 | 6,928 |
| 2. Kevin Robinson | 2004-07 | 6,479 |
| 3. Emmett White | 1998-01 | 5,872 |
| 4. Kendal Smith | 1985-88 | 5,266 |
| 5. Louie Giammona | 1973-75 | 5,203 |

/// SCORING ///

| Points Scored | Years | Pts. |
|-------------------|-------------|------|
| 1. Dominik Eberle | 2016-19 | 359 |
| 2. Robert Turbin | 2007-09,11 | 308 |
| 3. Brad Bohn | 1997-2000 | 284 |
| 4. Nick Diaz | 2010-14 | 253 |
| 5. Tom Larscheid | 1959-61 | 248 |
| 6. Abu Wilson | 1992, 94-96 | 246 |
| 7. Demario Brown | 1996-99 | 234 |
| 8. Connor Coles | 2018-22 | 206 |
| 9. Steve Steinke | 1977-80 | 204 |
| 10. Micah Knorr | 1993-96 | 197 |

| Touchdowns | Years | No. |
|-------------------|-------------|-----|
| 1. Robert Turbin | 2007-09,11 | 51 |
| 2. Abu Wilson | 1992, 94-96 | 41 |
| 3. Tom Larscheid | 1959-61 | 40 |
| 4. Demario Brown | 1996-99 | 37 |
| 5. Emmett White | 1998-01 | 32 |
| 6. Kevin Robinson | 2004-07 | 29 |
| 7. Gerold Bright | 2016-19 | 28 |
| Kerwynn Williams | 2009-12 | 28 |
| Kendal Smith | 1985-88 | 28 |
| 10. Rick Parros | 1976-79 | 27 |

/// KICKING ///

| Field Goals Made | Years | No. |
|-------------------|-----------|-----|
| 1. Dominik Eberle | 2016-19 | 64 |
| 2. Brad Bohn | 1997-2000 | 59 |
| 3. Nick Diaz | 2010-14 | 39 |
| Micah Knorr | 1993-96 | 39 |
| 5. Steve Steinke | 1977-80 | 38 |
| 6. Willie Beecher | 1981-84 | 36 |
| 7. Dene Garner | 1985-87 | 35 |
| Connor Coles | 2018-22 | 35 |
| 9. Peter Caldwell | 2007-10 | 33 |
| 10. Al Knapp | 1973-74 | 26 |

| Field Goals Att. | Years | Att. |
|-------------------|-----------|------|
| 1. Brad Bohn | 1997-2000 | 89 |
| 2. Dominik Eberle | 2016-19 | 81 |
| 3. Micah Knorr | 1993-96 | 62 |
| 4. Steve Steinke | 1977-80 | 60 |
| 5. Willie Beecher | 1981-84 | 54 |
| 6. Nick Diaz | 2010-14 | 53 |
| Dene Garner | 1985-87 | 53 |
| 8. Connor Coles | 2018-22 | 49 |
| 9. Peter Caldwell | 2007-10 | 48 |
| 10. Al Knapp | 1973-74 | 42 |





Field Goal Pct.

(Minimum 20 Attempts)

| | Years | Pct. |
|--------------------|-----------|------|
| 1. Russ Moody | 1988-89 | .846 |
| 2. Dominik Eberle | 2016-19 | .790 |
| 3. Doug Beach | 1990-92 | .759 |
| 4. Nick Diaz | 2010-14 | .736 |
| 5. Connor Coles | 2018-22 | .714 |
| 6. Dane Kidman | 1999-2002 | .710 |
| 7. Brock Warren | 2012-16 | .708 |
| 8. Nathan Morreale | 1993-94 | .704 |
| 9. Peter Caldwell | 2007-10 | .688 |
| 10. Willie Beecher | 1981-84 | .667 |

Extra Points Made

| | Years | PATs |
|-------------------|-----------|------|
| 1. Dominik Eberle | 2016-19 | 167 |
| 2. Nick Diaz | 2010-14 | 136 |
| 3. Brad Bohn | 1997-2000 | 107 |
| 4. Connor Coles | 2018-22 | 95 |
| 5. Steve Steinke | 1977-80 | 90 |
| 6. Peter Caldwell | 2007-10 | 85 |
| 7. Micah Knorr | 1993-96 | 80 |
| 8. Brock Warren | 2012-16 | 79 |
| 9. Josh Thompson | 2011-13 | 70 |
| 10. Dane Kidman | 1999-2002 | 68 |

Extra Points Att.

| | Years | Attempts |
|-------------------|-----------|----------|
| 1. Dominik Eberle | 2016-19 | 167 |
| 2. Nick Diaz | 2010-2014 | 140 |
| 3. Brad Bohn | 1997-2000 | 119 |
| 4. Connor Coles | 2018-22 | 98 |
| 5. Steve Steinke | 1977-80 | 95 |
| 6. Peter Caldwell | 2007-10 | 86 |
| 7. Brock Warren | 2012-16 | 84 |
| 8. Micah Knorr | 1993-96 | 84 |
| 9. Dane Kidman | 1999-2002 | 74 |
| 10. Josh Thompson | 2011-13 | 72 |

PAT Percentage

(Minimum 30 Made)

| | Years | Pct. |
|-------------------|---------|-------|
| 1. Dominik Eberle | 2016-19 | 1.000 |
| Russ Moody | 1988-89 | 1.000 |
| Willie Beecher | 1981-84 | 1.000 |
| 4. Peter Caldwell | 2007-10 | .988 |
| 5. Josh Thompson | 2011-13 | .972 |
| 6. Nick Diaz | 2010-14 | .971 |
| Nathan Morreale | 1993-94 | .971 |
| 8. Connor Coles | 2018-22 | .969 |
| 9. Dene Garner | 1985-87 | .960 |
| 10. Steve Steinke | 1977-80 | .947 |

/// PUNTING ///

Punting

(Minimum 75 punts)

| | Years | Avg. |
|-----------------------------|-------------------|-------------|
| 1. Jerry Arguello | 1997-98 | 43.4 |
| 2. Tyler Bennett | 2011-12 | 42.8 |
| Guy McClure | 1980-81 | 42.8 |
| 4. Louie Aguiar | 1987-88 | 42.6 |
| 5. Stephen Kotsanlee | 2020-pres. | 42.4 |
| 6. Steve Mullins | 1999-2002 | 42.1 |
| 7. Peter Caldwell | 2007-10 | 41.9 |
| 8. Russell Griffith | 1983 | 41.8 |
| 9. Rusty Carlsen | 1989-91 | 41.7 |
| 10. Ben Chaet | 2002-04 | 41.3 |

/// RETURNS ///

Punt Returns

(Minimum 25 returns)

| | Years | Avg. |
|----------------------|-----------|------|
| 1. Tom Larscheid | 1959-61 | 18.8 |
| 2. Kevin Robinson | 2004-07 | 14.1 |
| 3. JoJo Natson | 2012-2014 | 11.5 |
| 4. Emmett White | 1999-01 | 10.5 |
| John Strycula | 1970-71 | 10.5 |
| 6. Fred Fernandes | 1981-83 | 9.7 |
| 7. Kendal Smith | 1986-88 | 9.3 |
| 8. Stacy Colbert | 1979-80 | 9.3 |
| 9. Cameron Webb | 2011-12 | 8.8 |
| 10. Andrew Rodriguez | 2015-16 | 8.3 |

Kickoff Returns

(Minimum 25 returns)

| | Years | Avg. |
|---------------------|---------|------|
| 1. Overton Curtis | 1957-58 | 31.0 |
| 2. Altie Taylor | 1966-68 | 29.3 |
| 3. Savon Scarver | 2017-21 | 27.4 |
| 4. Dexter Pointer | 1990 | 25.6 |
| 5. Kevin Robinson | 2004-07 | 25.2 |
| 6. Kerwynn Williams | 2009-12 | 25.1 |
| 7. Jerome Dennis | 2001-04 | 24.9 |
| 8. Chuck Jacobs | 2011-12 | 24.3 |
| 9. Kennedy Williams | 2013-16 | 24.2 |
| 10. Floyd Foreman | 1990-91 | 24.1 |



Bobby Wagner (#9) is Utah State's career tackles leader with 446, along with Del Lyles.

/// DEFENSE ///

Tackles

| | Years | No. |
|----------------------|---------|-----|
| 1. Bobby Wagner | 2008-11 | 446 |
| Del Lyles | 1988-91 | 446 |
| 3. David Gill | 1993-96 | 425 |
| 4. Jesse Busta | 1999-02 | 392 |
| 5. Zach Vigil | 2011-14 | 389 |
| 6. Brent Passey | 1997-00 | 386 |
| 7. Kevin Bouwman | 1987-90 | 372 |
| 8. Pat McKenna | 1979-82 | 359 |
| 9. Johndale Carty | 1995-98 | 347 |
| 10. Jermaine Younger | 1990-93 | 337 |

Tackles For Loss

| | Years | No. |
|---------------------|---------|------|
| 1. Zach Vigil | 2011-14 | 43.5 |
| 2. Jermaine Younger | 1990-93 | 41.5 |
| 3. John Chick | 2002-05 | 39.0 |
| 4. Nick Vigil | 2013-15 | 38.5 |
| 5. Nick Heninger | 2019-21 | 38.0 |
| 6. Mark Mraz | 1983-86 | 37.0 |
| 7. Kyler Fackrell | 2012-15 | 36.0 |
| 8. Caleb Smith | 1996-99 | 33.0 |
| 9. Brent Passey | 1997-00 | 30.0 |
| 10. Bobby Wagner | 2008-11 | 29.5 |

Sacks

| | Years | No. |
|--------------------|---------|------|
| 1. Mark Mraz | 1983-86 | 36.0 |
| 2. John Chick | 2002-05 | 23.5 |
| 3. Ben Crosland | 1994-97 | 22.0 |
| 4. Caleb Smith | 1996-99 | 20.0 |
| 5. Danilo Robinson | 1993-96 | 18.0 |
| 6. Nick Heninger | 2019-21 | 17.0 |
| B.J. Larsen | 2011-14 | 17.0 |
| 8. Zach Vigil | 2011-14 | 16.5 |
| 9. Tipa Galeai | 2018-19 | 15.5 |
| Nick Vigil | 2013-15 | 15.5 |

Forced Fumbles

| | Years | No. |
|-------------------|---------|-----|
| 1. Nick Heninger | 2019-21 | 9 |
| 2. Brent Passey | 1997-00 | 8 |
| 3. Nick Vigil | 2013-15 | 7 |
| Jake Hutton | 2005-08 | 7 |
| 5. David Woodward | 2017-19 | 6 |
| Jesse Busta | 1999-02 | 6 |
| 7. Kyler Fackrell | 2012-15 | 5 |
| Kyle Gallagher | 2007-11 | 5 |
| Jamar Glaspar | 1999-02 | 5 |
| Lindsey Hassel | 1997-98 | 5 |
| Danilo Robinson | 1993-96 | 5 |
| Kenyatta Green | 1994-95 | 5 |
| Jermaine Younger | 1990-93 | 5 |

Fumble Recoveries

| | Years | No. |
|-------------------|---------|-----|
| 1. Caleb Smith | 1996-99 | 9 |
| 2. Kyler Fackrell | 2012-15 | 7 |
| Jermaine Younger | 1990-93 | 7 |
| Rod Clayton | 1979-80 | 7 |
| Steve Maughan | 1973-75 | 7 |
| 6. David Gill | 1993-96 | 6 |
| Al Smith | 1984-86 | 6 |
| Patrick Allen | 1980-83 | 6 |
| Brian Longuevan | 1972-75 | 6 |

Interceptions

| | Years | No. |
|------------------|-------------|-----|
| 1. Henry King | 1965-66 | 18 |
| 2. Damon Smith | 1990-93 | 17 |
| 3. Donald Toomer | 1991-94 | 14 |
| 4. Jalen Davis | 2014-17 | 11 |
| Travis Clark | 1987, 89 | 11 |
| Chuck Detwiler | 1966-68 | 11 |
| Ronnie McCloud | 1974, 76-78 | 11 |
| 8. Tom Bates | 1979-82 | 10 |
| Wendell D. Brook | 1970-71 | 10 |
| Ronald Edwards | 1988-91 | 10 |
| Darrin Long | 1984-87 | 10 |
| Grant Martinsen | 1964-66 | 10 |
| Phillip Shelley | 1971-72 | 10 |



Zach Vigil (#51) is Utah State's career tackles for loss leader with 43.5. He is also fifth all-time in tackles (389) and eighth in sacks (16.5).

Int. Return Yardage

| | Years | Yds. |
|----------------------|-------------------|------------|
| 1. Henry King | 1965-66 | 373 |
| 2. Jalen Davis | 2014-17 | 227 |
| 3. James Brindley | 2006-09 | 210 |
| 4. Shaq Bond | 2018-21 | 193 |
| 5. Wendell D. Brook | 1970-71 | 177 |
| 6. Phillip Shelley | 1971-72 | 175 |
| 7. Ike Larsen | 2021-pres. | 169 |
| 8. Frankie Sutura | 2011-14 | 157 |
| 9. Kevin Brady | 1979-81 | 151 |
| 10. Ronald Edwards | 1988-91 | 146 |

Pass Breakups

| | Years | No. |
|------------------|---------|-----|
| 1. Jalen Davis | 2014-17 | 37 |
| 2. Nevin Lawson | 2010-13 | 36 |
| 3. Tony Walker | 1998-01 | 29 |
| 4. Will Davis | 2011-12 | 28 |
| 5. Cameron Haney | 2016-19 | 27 |
| 6. Patrick Allen | 1980-83 | 26 |
| Donald Toomer | 1991-94 | 26 |
| 8. Dale Ephriam | 1981-84 | 25 |
| 9. Tom Bates | 1979-82 | 24 |
| 10. Darrin Long | 1984-87 | 22 |
| Damon Smith | 1990-93 | 22 |

/// GAMES ///

Games Played

| | Years | No. |
|----------------------------|----------------|-----------|
| 1. Demytrick Ali'ifua | 2017-21 | 59 |
| 2. Jordan Nathan | 2017-21 | 57 |
| 3. Hale Motu'apuaka | 2018-23 | 56 |
| Savon Scarver | 2017-21 | 56 |
| 5. Alfred Edwards | 2018-22 | 55 |
| 6. Jordan Nielsen | 2012-15 | 54 |
| 7. B.J. Larsen | 2011-14 | 53 |
| Carson Terrell | 2017-21 | 53 |
| Jake Simonich | 2013-16 | 53 |
| 10. Jake Doughty | 2010-13 | 52 |
| Quinton Byrd | 2009-13 | 52 |
| Tyler Larsen | 2010-13 | 52 |

Games Started

| | Years | No. |
|----------------------------|----------------|-----------|
| 1. Alfred Edwards | 2018-22 | 53 |
| 2. Jalen Davis | 2014-17 | 49 |
| 3. Bobby Wagner | 2008-11 | 46 |
| 4. Kyler Fackrell | 2012-15 | 41 |
| Zach Vigil | 2011-14 | 41 |
| Ronald Tupea | 2001-04 | 41 |
| 7. Brian Suite | 2012-14 | 40 |
| 8. Paul Igboeli | 2006-09 | 39 |
| 9. Hale Motu'apuaka | 2018-23 | 38 |
| Jake Hutton | 2005-08 | 38 |

Leaders based on available statistics since 1956.

Bold = 2023 players





Logan Bonner (#1) set four single-season school records as a junior in 2021, including 36 touchdowns passes and 3,628 passing yards.

/// PASSING ///

| Passing Yardage | Year | Yds. |
|--------------------------|------|-------|
| 1. Logan Bonner, Jr. | 2021 | 3,628 |
| 2. Jordan Love, So. | 2018 | 3,567 |
| 3. Jordan Love, Jr. | 2019 | 3,402 |
| 4. Chuckie Keeton, So. | 2012 | 3,373 |
| 5. Jose Fuentes, Sr. | 2002 | 3,268 |
| 6. Brent Snyder, Sr. | 1988 | 3,218 |
| 7. Anthony Calvillo, Sr. | 1993 | 3,148 |
| 8. Jose Fuentes, Jr. | 2001 | 3,100 |
| 9. Matt Sauk, Sr. | 1997 | 2,896 |
| 10. Brent Snyder, Jr. | 1987 | 2,887 |

| Passing Completions | Year | Comp. |
|--------------------------|------|-------|
| 1. Jordan Love, Jr. | 2019 | 293 |
| 2. Chuckie Keeton, So. | 2012 | 275 |
| 3. Jordan Love, So. | 2018 | 267 |
| 4. Logan Bonner, Jr. | 2021 | 263 |
| 5. Jose Fuentes, Jr. | 2001 | 260 |
| 6. Anthony Calvillo, Sr. | 1993 | 247 |
| 7. Jose Fuentes, Sr. | 2002 | 246 |
| 8. Brent Snyder, Sr. | 1988 | 246 |
| 9. Travis Cox, Jr. | 2003 | 235 |
| 10. Brent Snyder, Jr. | 1987 | 226 |

| Passing Attempts | Year | Att. |
|--------------------------|------|------|
| 1. Jordan Love, Jr. | 2019 | 473 |
| 2. Anthony Calvillo, Sr. | 1993 | 469 |
| 3. Jose Fuentes, Sr. | 2002 | 454 |
| 4. Brent Snyder, Sr. | 1988 | 447 |
| 5. Jose Fuentes, Jr. | 2001 | 437 |
| 6. Logan Bonner, Jr. | 2021 | 429 |
| 7. Brent Snyder, Jr. | 1987 | 427 |
| 8. Jordan Love, So. | 2018 | 417 |
| 9. Travis Cox, Jr. | 2003 | 415 |
| 10. Chuckie Keeton, So. | 2012 | 407 |

| Completion Percentage | Year | Pct. |
|-----------------------|------|------|
|-----------------------|------|------|

(Minimum 100 Completions)

| | | |
|--------------------------|------|------|
| 1. Chuckie Keeton, Jr. | 2013 | .694 |
| 2. Chuckie Keeton, So. | 2012 | .676 |
| 3. Leon Jackson III, Sr. | 2007 | .654 |
| 4. Cooper Legas, Jr. | 2023 | .648 |
| 5. Jordan Love, So. | 2018 | .640 |
| 6. Kent Myers, Sr. | 2017 | .629 |
| 7. Jordan Love, Jr. | 2019 | .619 |
| 8. Logan Bonner, Jr. | 2021 | .613 |
| 9. Cooper Legas, So. | 2022 | .611 |
| 10. Chuckie Keeton, Fr. | 2011 | .609 |

| Touchdown Passes | Year | No. |
|---------------------------|------|-----|
| 1. Logan Bonner, Jr. | 2021 | 36 |
| 2. Jordan Love, So. | 2018 | 32 |
| 3. Chuckie Keeton, So. | 2012 | 27 |
| 4. Tony Adams, Sr. | 1972 | 22 |
| 5. Jordan Love, Jr. | 2019 | 20 |
| 6. Jose Fuentes, Sr. | 2002 | 20 |
| 7. Brent Snyder, Jr. | 1987 | 20 |
| 8. Bob Gagliano, Sr. | 1980 | 20 |
| 9. Cooper Legas, Sr. | 2023 | 19 |
| 10. Anthony Calvillo, Sr. | 1993 | 19 |
| 11. Brent Snyder, Sr. | 1988 | 19 |

/// TOTAL OFFENSE ///

| Total Offense | Year | Yds. |
|--------------------------|------|-------|
| 1. Chuckie Keeton, So. | 2012 | 3,992 |
| 2. Logan Bonner, Jr. | 2021 | 3,694 |
| 3. Jordan Love, So. | 2018 | 3,630 |
| 4. Jordan Love, Jr. | 2019 | 3,577 |
| 5. Diondre Borel, Jr. | 2009 | 3,343 |
| 6. Anthony Calvillo, Sr. | 1993 | 3,260 |
| 7. Jose Fuentes, Sr. | 2002 | 3,164 |
| 8. Brent Snyder, Sr. | 1988 | 3,154 |
| 9. Tony Adams, Sr. | 1972 | 2,953 |
| 10. Jose Fuentes, Jr. | 2001 | 2,920 |



Deven Thompkins (#13) set Utah State single-season records with 102 receptions and 1,704 receiving yards during the 2021 season.

/// RECEIVING ///

| Receptions | Year | No. |
|-------------------------|------|-----|
| 1. Deven Thompkins, Sr. | 2021 | 102 |
| 2. Kevin Curtis, Jr. | 2001 | 100 |
| 3. Kevin Alexander, Sr. | 1995 | 92 |
| 4. Tom Forzani, Sr. | 1972 | 85 |
| 5. Nakia Jenkins, Jr. | 1996 | 82 |
| 6. Brian Cobbs, Sr. | 2022 | 76 |
| 7. Terrell Vaughn, Sr. | 2023 | 75 |
| 8. Kevin Curtis, Sr. | 2002 | 74 |
| 9. Nakia Jenkins, Sr. | 1997 | 73 |
| 10. Hunter Sharp, Sr. | 2015 | 71 |

| Receiving Yardage | Year | Yds. |
|-------------------------|------|-------|
| 1. Deven Thompkins, Sr. | 2021 | 1,704 |
| 2. Kevin Curtis, Jr. | 2001 | 1,531 |
| 3. Kevin Alexander, Sr. | 1995 | 1,400 |
| 4. Nakia Jenkins, Jr. | 1996 | 1,397 |
| 5. Kevin Curtis, Sr. | 2002 | 1,258 |
| 6. Kendal Smith, Sr. | 1988 | 1,196 |
| 7. Tom Forzani, Sr. | 1972 | 1,169 |
| 8. Aaron Jones, Sr. | 2000 | 1,159 |
| 9. Nakia Jenkins, Sr. | 1997 | 1,086 |
| 10. Mike O'Shea, Sr. | 1968 | 1,077 |

| Receiving Average | Year | Avg. |
|---------------------------|------|------|
| 1. Greg Daly, Jr. | 1975 | 29.4 |
| 2. Wesley Garnett, Jr. | 1969 | 24.4 |
| 3. Earsell Mackbee, Jr. | 1964 | 22.1 |
| 4. Xavier Martin, Jr. | 2010 | 21.1 |
| 5. Gunther Gutierrez, Sr. | 1973 | 20.7 |
| 6. Dionte' Holloway, So. | 2005 | 19.4 |
| 7. Tracy Jenkins, So. | 1989 | 19.4 |
| 8. Mike O'Shea, Sr. | 1968 | 19.2 |
| 9. Ken Thompson, Jr. | 1979 | 19.1 |
| 10. Kendal Smith, So. | 1986 | 18.9 |

| TD Receptions | Year | TD |
|--------------------------|------|----|
| 1. Tracy Jenkins, Jr. | 1990 | 14 |
| 2. Jalen Royals, Jr. | 2023 | 12 |
| 3. Derek Wright, Sr. | 2021 | 11 |
| 4. Aaron Jones, Sr. | 2000 | 11 |
| 5. Kendal Smith, Sr. | 1988 | 11 |
| 6. Ken Thompson, Jr. | 1979 | 11 |
| 7. Mike O'Shea, Sr. | 1968 | 11 |
| 8. Terrell Vaughn | 2023 | 10 |
| 9. Brandon Bowling, Sr. | 2021 | 10 |
| 10. Deven Thompkins, Sr. | 2021 | 10 |
| 11. Siasoi Mariner, Gr. | 2019 | 10 |
| 12. Kevin Curtis, Jr. | 2001 | 10 |
| 13. Rod Moore, Sr. | 1991 | 10 |
| 14. James Murphy, Sr. | 1980 | 10 |

/// RUSHING ///

| Rushing Yardage | Year | Yds. |
|--------------------------|------|-------|
| 1. Demario Brown, Sr. | 1999 | 1,536 |
| 2. Louie Giammona, Jr. | 1974 | 1,534 |
| 3. Robert Turbin, Jr. | 2011 | 1,517 |
| 4. Kerwynn Williams, Sr. | 2012 | 1,512 |
| 5. Abu Wilson, Jr. | 1995 | 1,476 |
| 6. Louie Giammona, Sr. | 1975 | 1,454 |
| 7. Roger Grant, Jr. | 1990 | 1,370 |
| 8. Emmett White, Sr. | 2001 | 1,361 |
| 9. Emmett White, Jr. | 2000 | 1,322 |
| 10. Robert Turbin, So. | 2009 | 1,296 |

| Rushing Attempts | Year | Att. |
|--------------------------|------|------|
| 1. Louie Giammona, Jr. | 1974 | 329 |
| 2. Louie Giammona, Sr. | 1975 | 303 |
| 3. Demario Brown, Sr. | 1999 | 279 |
| 4. Abu Wilson, Jr. | 1995 | 275 |
| 5. Roger Grant, Jr. | 1990 | 266 |
| 6. Rick Parros, So. | 1977 | 261 |
| 7. Rick Parros, Sr. | 1979 | 259 |
| 8. Calvin Tyler Jr., Sr. | 2022 | 253 |
| 9. Emmett White, Sr. | 2001 | 250 |
| 10. Robert Turbin, Jr. | 2011 | 249 |

| Rushing Average | Year | Yds. |
|-----------------|------|------|
|-----------------|------|------|

(Minimum 100 Attempts)

| | | |
|--------------------------|------|-----|
| 1. Tom Larscheid, Jr. | 1960 | 8.4 |
| 2. Michael Smith, Sr. | 2011 | 7.6 |
| 3. Kerwynn Williams, Sr. | 2012 | 6.9 |
| 4. Darwin Thompson, Jr. | 2018 | 6.8 |
| 5. Jack Hill, Sr. | 1956 | 6.6 |
| 6. Davon Booth, Jr. | 2023 | 6.3 |
| 7. Gerold Bright, Jr. | 2018 | 6.3 |
| 8. Tom Larscheid, Sr. | 1961 | 6.3 |
| 9. Robert Turbin, So. | 2009 | 6.3 |
| 10. Robert Turbin, Jr. | 2011 | 6.1 |

| Rushing Touchdowns | Year | TD |
|--------------------------|------|----|
| 1. Robert Turbin, Jr. | 2011 | 19 |
| 2. Abu Wilson, Sr. | 1996 | 16 |
| 3. Kerwynn Williams, Sr. | 2012 | 15 |
| 4. Abu Wilson, Jr. | 1995 | 15 |
| 5. Rick Parros, Sr. | 1979 | 15 |
| 6. Darwin Thompson, Jr. | 2018 | 14 |
| 7. Demario Brown, Sr. | 1999 | 14 |
| 8. Jack Hill, Sr. | 1956 | 14 |
| 9. Roy Shivers, Jr. | 1965 | 14 |
| 10. Joey DeMartino, Sr. | 2013 | 13 |
| 11. Robert Turbin, So. | 2009 | 13 |
| 12. Emmett White, Sr. | 2001 | 13 |
| 13. Emmett White, Jr. | 2000 | 13 |
| 14. Tom Larscheid, Jr. | 1960 | 13 |

/// SCORING ///

| Points Scored | Year | Pts. |
|--------------------------|------|------|
| 1. Dominik Eberle, Jr. | 2018 | 141 |
| 2. Robert Turbin, Jr. | 2011 | 138 |
| 3. Kerwynn Williams, Sr. | 2012 | 120 |
| 4. Connor Coles, Sr. | 2021 | 112 |
| 5. Robert Turbin, So. | 2009 | 110 |
| 6. Dominik Eberle, Sr. | 2019 | 108 |
| 7. Jack Hill, Sr. | 1956 | 105 |
| 8. Nick Diaz, Jr. | 2013 | 102 |
| 9. Dominik Eberle, So. | 2017 | 101 |
| 10. Emmett White, Sr. | 2001 | 98 |

| Touchdowns | Year | TD |
|--------------------------|------|----|
| 1. Robert Turbin, Jr. | 2011 | 23 |
| 2. Kerwynn Williams, Sr. | 2012 | 20 |
| 3. Robert Turbin, So. | 2009 | 18 |
| 4. Darwin Thompson, Jr. | 2018 | 16 |
| 5. Emmett White, Sr. | 2001 | 16 |
| 6. Abu Wilson, Sr. | 1996 | 16 |
| 7. Roy Shivers, Jr. | 1965 | 16 |
| 8. Emmett White, Jr. | 2000 | 15 |
| 9. Demario Brown, Sr. | 1999 | 15 |
| 10. Abu Wilson, Jr. | 1995 | 15 |
| 11. Jack Hill, Sr. | 1956 | 15 |
| 12. Tom Larscheid, Jr. | 1960 | 15 |
| 13. Tom Larscheid, Sr. | 1961 | 15 |
| 14. Rick Parros, Sr. | 1979 | 15 |

/// KICKING ///

| Field Goals Made | Year | FG |
|-------------------------|------|----|
| 1. Brad Bohn, So. | 1998 | 24 |
| 2. Dominik Eberle, Jr. | 2018 | 22 |
| 3. Dominik Eberle, Sr. | 2019 | 21 |
| 4. Connor Coles, Sr. | 2021 | 20 |
| 5. Nathan Morreale, Fr. | 1993 | 19 |
| 6. Dominik Eberle, So. | 2017 | 18 |
| 7. Sean Jones, Sr. | 1992 | 18 |
| 8. Steve Steinke, So. | 1978 | 18 |
| 9. Nick Diaz, Jr. | 2013 | 17 |
| 10. Dene Garner, So. | 1985 | 16 |
| 11. Al Knapp, Sr. | 1974 | 16 |

| Field Goals Attempted | Year | FGA |
|-------------------------|------|-----|
| 1. Connor Coles, Sr. | 2021 | 29 |
| 2. Dominik Eberle, Jr. | 2018 | 28 |
| 3. Brad Bohn, So. | 1998 | 28 |
| 4. Nathan Morreale, Fr. | 1993 | 27 |
| 5. Brad Bohn, Jr. | 1999 | 26 |
| 6. Dominik Eberle, Sr. | 2019 | 24 |
| 7. Dominik Eberle, So. | 2017 | 24 |
| 8. Sean Jones, Sr. | 1992 | 24 |
| 9. Al Knapp, Sr. | 1974 | 24 |
| 10. Steve Steinke, So. | 1978 | 24 |





Field Goal Percentage
(Minimum 10 Attempts)

| | Year | Pct. |
|-------------------------------|-------------|-------------|
| 1. Dominik Eberle, Sr. | 2019 | .875 |
| 2. Russ Moody, Jr. | 1988 | .867 |
| 3. Brad Bohn, So. | 1998 | .857 |
| 4. Elliott Nimrod, Jr. | 2023 | .833 |
| Peter Caldwell, So. | 2008 | .833 |
| 6. Dane Kidman, Sr. | 2002 | .824 |
| Doug Beach, So. | 1990 | .824 |
| 8. Russ Moody, Jr. | 1989 | .818 |
| 9. Dene Garner, So. | 1985 | .800 |
| 10. Dominik Eberle, Jr. | 2018 | .786 |

Extra Points Made

| | Year | No. |
|------------------------|------|-----|
| 1. Dominik Eberle, Jr. | 2018 | 75 |
| 2. Josh Thompson, So. | 2011 | 57 |
| 3. Connor Coles, Sr. | 2021 | 52 |
| 4. Nick Diaz, Jr. | 2013 | 51 |
| 5. Dominik Eberle, So. | 2017 | 47 |
| 6. Dominik Eberle, Sr. | 2019 | 45 |
| Nick Diaz, Sr. | 2014 | 45 |
| 8. Nick Diaz, So. | 2012 | 40 |
| 9. Brad Bohn, Fr. | 1997 | 39 |
| Brock Warren, Jr. | 2015 | 39 |

Extra Points Att.

| | Year | Att. |
|------------------------|------|------|
| 1. Dominik Eberle, Jr. | 2018 | 75 |
| 2. Josh Thompson, So. | 2011 | 58 |
| 3. Connor Coles, Sr. | 2021 | 54 |
| 4. Nick Diaz, Jr. | 2013 | 52 |
| 5. Nick Diaz, Sr. | 2014 | 48 |
| 6. Dominik Eberle, So. | 2017 | 47 |
| 7. Dominik Eberle, Sr. | 2019 | 45 |
| 8. Brad Bohn, Fr. | 1997 | 43 |
| 9. Brock Warren, Jr. | 2015 | 41 |
| 10. Nick Diaz, So. | 2012 | 40 |

PAT Percentage

| | Year | Pct. |
|------------------------|------|-------|
| 1. Connor Coles, Sr. | 2022 | 1.000 |
| Dominik Eberle, Sr. | 2019 | 1.000 |
| Dominik Eberle, Jr. | 2018 | 1.000 |
| Dominik Eberle, So. | 2017 | 1.000 |
| Nick Diaz, So. | 2012 | 1.000 |
| Peter Caldwell, Sr. | 2010 | 1.000 |
| Peter Caldwell, Fr. | 2007 | 1.000 |
| Doug Beach, So. | 1990 | 1.000 |
| Willie Beecher, So. | 1982 | 1.000 |
| Tom Mayes, Jr. | 1975 | 1.000 |
| Steve Steinke, So. | 1978 | 1.000 |
| 10. Josh Thompson, So. | 2011 | .983 |

/// PUNTING ///

| | Year | Avg. |
|----------------------------------|-------------|-------------|
| 1. Steve Mullins, Jr. | 2001 | 44.8 |
| Jerry Arguello, Jr. | 1997 | 44.8 |
| 3. Guy McClure, Sr. | 1981 | 44.5 |
| 4. Ben Chaet, Jr. | 2004 | 44.4 |
| 5. Ryan Marks, Fr. | 2023 | 44.2 |
| 6. Tyler Bennett, Jr. | 2011 | 43.8 |
| 7. Stephen Kotsanlee, Jr. | 2023 | 43.4 |
| 8. Stephen Kotsanlee, Jr. | 2022 | 43.4 |
| 9. Herick Mandel, Jr. | 1986 | 42.9 |
| 10. Louie Aguiar, Jr. | 1987 | 42.8 |

/// RETURNS ///

| | Year | Avg. |
|--------------------------|------|------|
| 1. Tom Larscheid, Sr. | 1961 | 23.4 |
| 2. Kevin Robinson, Fr. | 2004 | 22.5 |
| 3. Darrell Roberts, Sr. | 1962 | 20.8 |
| 4. Kevin Robinson, Sr. | 2007 | 18.9 |
| 5. Bob Wicks, Jr. | 1970 | 17.4 |
| 6. Steve Smith, Sr. | 1997 | 15.6 |
| 7. Emmett White, So. | 1999 | 15.0 |
| 8. Kerwynn Williams, Jr. | 2011 | 14.0 |
| 9. Fred Fernandes, So. | 1981 | 12.3 |
| John Strycula, Jr. | 1970 | 12.3 |

Kickoff Returns

| | Year | Ret. |
|--------------------------|------|------|
| 1. Tom Larscheid, Jr. | 1960 | 36.1 |
| 2. Savon Scarver, So. | 2018 | 33.7 |
| 3. Altie Taylor, Jr. | 1967 | 31.9 |
| 4. Savon Scarver, Sr. | 2020 | 31.4 |
| 5. Kennedy Williams, Jr. | 2015 | 30.6 |
| 6. Overton Curtis, Jr. | 1957 | 30.2 |
| 7. Kevin Robinson, Sr. | 2007 | 29.3 |
| Tony Pennyman, Jr. | 2005 | 29.3 |
| 9. Savon Scarver, Jr. | 2019 | 27.9 |
| 10. Jerome Dennis, So. | 2002 | 27.7 |



Tony D'Amato (#46) had a school-record 170 tackles during the 1998 season.

/// DEFENSE ///

Tackles

| | Year | No. |
|-------------------------|------|-----|
| 1. Tony D'Amato, Sr. | 1998 | 170 |
| 2. David Gill, Jr. | 1995 | 168 |
| 3. Al Smith, Sr. | 1986 | 166 |
| 4. Zach Vigil, Sr. | 2014 | 156 |
| 5. David Gill, Sr. | 1996 | 150 |
| 6. Jake Doughty, Sr. | 2013 | 148 |
| 7. Bobby Wagner, Sr. | 2011 | 147 |
| 8. Nick Vigil, Jr. | 2015 | 144 |
| 9. Brent Passey, Jr. | 1999 | 142 |
| 10. Alfred Bettman, Sr. | 1975 | 140 |

Tackles For Loss

| | Year | No. |
|--------------------------|------|------|
| 1. Tony D'Amato, Sr. | 1998 | 23.0 |
| 2. Jermaine Younger, Sr. | 1993 | 22.0 |
| 3. Nick Heninger, Sr. | 2021 | 21.5 |
| 4. Zach Vigil, Sr. | 2014 | 20.5 |
| 5. John Chick, Sr. | 2005 | 19.0 |
| 6. Brent Passey, Sr. | 2000 | 17.0 |
| 7. Nick Vigil, So. | 2014 | 16.5 |
| 8. Greg Davis, Sr. | 1991 | 16.0 |
| Mark Mraz, Sr. | 1986 | 16.0 |
| 10. Tyler Fackrell, Jr. | 2015 | 15.0 |
| Vaea Fiefia, Sr. | 1999 | 15.0 |
| Caleb Smith, Sr. | 1999 | 15.0 |
| Mark Mraz, Jr. | 1985 | 15.0 |

Sacks

| | Year | No. |
|-------------------------|------|------|
| 1. Mark Mraz, Sr. | 1986 | 16.0 |
| 2. Mark Mraz, Jr. | 1985 | 15.0 |
| 3. John Chick, Sr. | 2005 | 12.5 |
| 4. Danilo Robinson, Jr. | 1995 | 10.5 |
| 5. Tipa Galeai, Jr. | 2018 | 10.5 |
| 6. Nick Heninger, Sr. | 2021 | 9.0 |
| B.J. Larsen, Sr. | 2014 | 9.0 |
| Zach Vigil, Sr. | 2014 | 9.0 |
| Nick Onaandia, Sr. | 2001 | 9.0 |
| Ben Crosland, Sr. | 1997 | 9.0 |
| Gary Hulsey, Sr. | 1987 | 9.0 |

Forced Fumbles

| | Year | No. |
|-------------------------|------|-----|
| 1. Nick Heninger, Sr. | 2021 | 5 |
| Nick Vigil, Jr. | 2014 | 5 |
| 3. David Woodward, Jr. | 2019 | 4 |
| Carl Singleton, Sr. | 2007 | 4 |
| Brent Passey, Sr. | 2000 | 4 |
| Lindsay Hassell, Sr. | 1998 | 4 |
| Kenyatta Green, Sr. | 1995 | 4 |
| 8. Nick Heninger, Jr. | 2020 | 3 |
| Troy Lefeged Jr., Jr. | 2019 | 3 |
| Tipa Galeai, Jr. | 2018 | 3 |
| Chase Christiansen, Jr. | 2017 | 3 |
| Jamar Glaspar, Jr. | 2001 | 3 |
| Brent Passey, Jr. | 1999 | 3 |
| Markell McCain, Sr. | 1995 | 3 |
| Danillo Robinson, Jr. | 1995 | 3 |
| Jermaine Younger, Jr. | 1992 | 3 |

Fumble Recoveries

| | Year | No. |
|------------------------------|-------------|----------|
| 1. Tyler Fackrell, Jr. | 2015 | 5 |
| Caleb Smith, So. | 1997 | 5 |
| Steve Maughan, Sr. | 1975 | 5 |
| 4. Troy Phillips, Jr. | 1987 | 4 |
| Kevin Brady, Sr. | 1981 | 4 |
| Rod Clayton, Sr. | 1980 | 4 |
| Pat McKenna, So. | 1980 | 4 |
| Bill Dunstan, Sr. | 1970 | 4 |
| 9. Blaine Spires, Jr. | 2023 | 3 |
| Justus Te'i, Sr. | 2019 | 3 |
| Devin Centers, So. | 2014 | 3 |
| De'von Hall, Sr. | 2006 | 3 |



Mark Mraz (#72) holds the top two sack marks in school history with 16.0 during his senior season in 1986 and 15.0 during his junior campaign in 1985.

Interceptions

| | Year | No. |
|------------------------|------|-----|
| 1. Henry King, Sr. | 1966 | 11 |
| 2. Rob Fuhrman, Jr. | 1973 | 8 |
| 3. Frankie Sutura, Sr. | 2014 | 7 |
| Ronald Edwards, Sr. | 1991 | 7 |
| Henry King, Jr. | 1965 | 7 |
| 6. Johndale Carty, Jr. | 1997 | 6 |
| Wendall D. Brook, Sr. | 1971 | 6 |
| Chuck Detwiler, Sr. | 1968 | 6 |
| Darrin Long, Jr. | 1986 | 6 |
| Steve Shafer, Sr. | 1962 | 6 |
| Phillip Shelley, Jr. | 1971 | 6 |
| Donald Toomer, So. | 1992 | 6 |

Int. Return Yardage

| | Year | Yds. |
|---------------------------|-------------|------------|
| 1. Henry King, Jr. | 1965 | 193 |
| 2. Henry King, Sr. | 1966 | 180 |
| 3. Ronald Edwards, Sr. | 1991 | 146 |
| 4. Rob Fuhrman, Jr. | 1973 | 125 |
| 5. Craig Miller, Fr. | 1995 | 122 |
| 6. Jalen Davis, Sr. | 2017 | 120 |
| 7. Ike Larsen, So. | 2023 | 109 |
| Kevin Brady, Jr. | 1980 | 109 |
| 9. Shaq Bond, So. | 2018 | 100 |
| Will Davis, Sr. | 2012 | 100 |
| Robert Watts, Sr. | 2004 | 100 |
| Wendall D. Brook, Jr. | 1970 | 100 |

Pass Breakups

| | Year | No. |
|---------------------------|------|-----|
| 1. Donald Toomer, Sr. | 1994 | 20 |
| 2. Will Davis, Sr. | 2012 | 17 |
| 3. Jalen Davis, Sr. | 2017 | 15 |
| 4. Dale Ephriam, Sr. | 1984 | 14 |
| 5. Nevin Lawson, Sr. | 2013 | 13 |
| Curtis Marsh, Sr. | 2010 | 13 |
| Jarrett Bush, Sr. | 2005 | 13 |
| Mark Estelle, Jr. | 2002 | 13 |
| 9. Jumanne Robertson, Sr. | 2011 | 12 |
| Ade Jimoh, So. | 2000 | 12 |
| Patrick Allen, Jr. | 1983 | 12 |

Leaders based on available statistics since 1956.

Bold = 2023 players





2023 UTAH STATE PLAYER STATS



0 - TERRELL VAUGHN
 WR • 5-7 • 175 • SR-1L
 Oxnard, California
 (Westlake HS)
 (Ventura JC)

CAREER STATS - RECEIVING

| Year | G/GS | Rec | Yds | Avg | TD | Long |
|--------------|--------------|------------|--------------|-------------|-----------|-----------|
| 2022 | 13/10 | 56 | 624 | 11.1 | 5 | 75 |
| 2023 | 11/11 | 75 | 805 | 10.7 | 10 | 76 |
| TOTAL | 24/21 | 131 | 1,429 | 10.9 | 15 | 76 |

CAREER HIGHS - RECEIVING

Receptions: 12, at Iowa (9/2/23)
 Yards: 148, at Boise State (11/25/22)
 TD: 2, vs. three opponents
 Long Catch: 76, vs. Colorado State (10/7/23)

CAREER STATS - RUSHING

| Year | Rush | Yds | Avg | TD | Long |
|--------------|-----------|-----------|------------|----------|-----------|
| 2022 | 13 | 72 | 5.5 | 1 | 15 |
| 2023 | 4 | 3 | 0.8 | 0 | 4 |
| TOTAL | 17 | 75 | 4.4 | 1 | 15 |

CAREER HIGHS - RUSHING

Rushes: 4, at Boise State (11/25/22)
 Yards: 22, at Boise State (11/25/22)
 TD: 1, at Boise State (11/25/22)
 Long Rush: 15, vs. Air Force (10/8/22)

CAREER STATS - PASSING

| Year | Cmp | Att | Int | Pct | Yds | TD | LG | EFF |
|--------------|----------|----------|----------|-------------|----------|----------|----------|------------|
| 2022 | 0 | 2 | 0 | .000 | 0 | 0 | 0 | 0.0 |
| 2023 | 0 | 1 | 1 | .000 | 0 | 0 | 0 | 0.0 |
| TOTAL | 0 | 3 | 1 | .000 | 0 | 0 | 0 | 0.0 |

CAREER HIGHS - PASSING

Attempts: 1, vs. three opponents

CAREER STATS - KICKOFF RETURNS

| Year | Ret | Yds | Avg | TD | LG |
|--------------|-----------|------------|-------------|----------|------------|
| 2022 | 15 | 382 | 25.5 | 1 | 100 |
| 2023 | 7 | 166 | 23.7 | 0 | 43 |
| TOTAL | 22 | 548 | 24.9 | 1 | 100 |

CAREER HIGHS - KICKOFF RETURNS

Returns: 4, vs. two opponents
 Yards: 140, vs. Weber State (9/10/22)
 Long Return: 100, vs. Weber State (9/10/22)
 TD: 1, vs. Weber State (9/10/22)

GAME-BY-GAME RECEIVING

| 2023 | G/GS | Rec | Yds | Avg | TD | LG |
|----------|------|-----|-----|------|----|----|
| at Iowa | 1/1 | 12 | 93 | 7.8 | 1 | 39 |
| ISU | 1/1 | 11 | 73 | 6.6 | 2 | 21 |
| at AFA | 1/1 | 5 | 57 | 11.4 | 1 | 23 |
| JMU | 1/1 | 10 | 124 | 12.4 | 2 | 42 |
| at UConn | 1/1 | 0 | 0 | 0.0 | 0 | 0 |
| CSU | 1/1 | 8 | 143 | 21.6 | 1 | 76 |
| FS | 1/1 | 7 | 119 | 17.0 | 1 | 43 |
| at SJSU | 1/1 | 3 | 30 | 10.0 | 0 | 14 |
| at SDSU | 1/1 | 8 | 91 | 11.4 | 1 | 38 |
| NEV | 1/1 | 6 | 46 | 7.7 | 1 | 25 |
| BSU | 1/1 | 5 | 29 | 5.8 | 0 | 11 |
| at UNM | 0/0 | 0 | 0 | 0.0 | 0 | 0 |

| 2022 | G/GS | Rec | Yds | Avg | TD | LG |
|---------|------|-----|-----|------|----|----|
| UConn | 1/0 | 1 | 11 | 11.0 | 0 | 11 |
| at ALA | 1/0 | 1 | 6 | 6.0 | 0 | 6 |
| WSU | 1/0 | 4 | 36 | 9.0 | 0 | 16 |
| UNLV | 1/1 | 6 | 74 | 12.3 | 2 | 39 |
| at BYU | 1/1 | 5 | 46 | 9.2 | 0 | 24 |
| AFA | 1/1 | 4 | 52 | 13.0 | 1 | 34 |
| at CSU | 1/1 | 6 | 48 | 8.0 | 0 | 15 |
| at WYO | 1/1 | 5 | 21 | 4.2 | 0 | 9 |
| UNM | 1/1 | 5 | 83 | 16.6 | 1 | 38 |
| at UH | 1/1 | 1 | 15 | 15.0 | 0 | 15 |
| SJSU | 1/1 | 6 | 50 | 8.3 | 0 | 16 |
| at BSU | 1/1 | 8 | 148 | 18.5 | 1 | 75 |
| vs. MEM | 1/1 | 4 | 34 | 8.5 | 0 | 14 |

GAME-BY-GAME RUSHING

| 2023 | Att | Yds | Avg | TD | LG |
|----------|-----|-----|------|----|----|
| at Iowa | 0 | 0 | 0.0 | 0 | 0 |
| ISU | 1 | 4 | 4.0 | 0 | 4 |
| at AFA | 0 | 0 | 0.0 | 0 | 0 |
| JMU | 0 | 0 | 0.0 | 0 | 0 |
| at UConn | 0 | 0 | 0.0 | 0 | 0 |
| CSU | 0 | 0 | 0.0 | 0 | 0 |
| FS | 0 | 0 | 0.0 | 0 | 0 |
| at SJSU | 2 | 2 | 1.0 | 0 | 3 |
| at SDSU | 1 | -3 | -3.0 | 0 | 0 |
| NEV | 0 | 0 | 0.0 | 0 | 0 |
| BSU | 0 | 0 | 0.0 | 0 | 0 |
| at UNM | 0 | 0 | 0.0 | 0 | 0 |

| 2022 | Att | Yds | Avg | TD | LG |
|---------|-----|-----|------|----|----|
| UConn | 0 | 0 | 0.0 | 0 | 0 |
| at ALA | 1 | 10 | 10.0 | 0 | 10 |
| WSU | 0 | 0 | 0.0 | 0 | 0 |
| UNLV | 0 | 0 | 0.0 | 0 | 0 |
| at BYU | 0 | 0 | 0.0 | 0 | 0 |
| AFA | 1 | 15 | 15.0 | 0 | 15 |
| at CSU | 2 | 1 | 0.5 | 0 | 2 |
| at WYO | 1 | 5 | 5.0 | 0 | 5 |
| UNM | 0 | 0 | 0.0 | 0 | 0 |
| at UH | 1 | 7 | 7.0 | 0 | 7 |
| SJSU | 1 | 6 | 6.0 | 0 | 6 |
| at BSU | 4 | 22 | 5.5 | 1 | 10 |
| vs. MEM | 2 | 6 | 3.0 | 0 | 0 |

GAME-BY-GAME KICKOFF RETURNS

| 2023 | Ret | Yds | Avg | TD | LG |
|----------|-----|-----|------|----|----|
| at Iowa | 0 | 0 | 0.0 | 0 | 0 |
| ISU | 1 | 15 | 15.0 | 0 | 15 |
| at AFA | 2 | 39 | 19.5 | 0 | 21 |
| JMU | 0 | 0 | 0.0 | 0 | 0 |
| at UConn | 1 | 22 | 22.0 | 0 | 22 |
| CSU | 0 | 0 | 0.0 | 0 | 0 |
| FS | 1 | 23 | 23.0 | 0 | 23 |
| at SJSU | 0 | 0 | 0.0 | 0 | 0 |
| at SDSU | 1 | 43 | 43.0 | 0 | 43 |
| NEV | 0 | 0 | 0.0 | 0 | 0 |
| BSU | 1 | 24 | 24.0 | 0 | 24 |
| at UNM | 0 | 0 | 0.0 | 0 | 0 |

| 2022 | Ret | Yds | Avg | TD | LG |
|---------|-----|-----|------|----|-----|
| UConn | 0 | 0 | 0.0 | 0 | 0 |
| at ALA | 0 | 0 | 0.0 | 0 | 0 |
| WSU | 4 | 140 | 35.0 | 1 | 100 |
| UNLV | 1 | 37 | 37.0 | 0 | 37 |
| at BYU | 1 | 17 | 17.0 | 0 | 17 |
| AFA | 3 | 51 | 17.0 | 0 | 20 |
| at CSU | 0 | 0 | 0.0 | 0 | 0 |
| at WYO | 2 | 57 | 28.5 | 0 | 36 |
| UNM | 1 | 30 | 30.0 | 0 | 30 |
| at UH | 0 | 0 | 0.0 | 0 | 0 |
| SJSU | 0 | 6 | 6.0 | 0 | 6 |
| at BSU | 3 | 44 | 14.7 | 0 | 20 |
| vs. MEM | 4 | 121 | 30.3 | 0 | 42 |



1 - JALEN ROYALS
 WR • 6-0 • 195 • JR-1L
 Powder Springs, Georgia
 (Hillgrove HS)
 (Georgia Military College)

CAREER STATS - RECEIVING

| Year | G/GS | Rec | Yds | Avg | TD | Long |
|--------------|--------------|-----------|------------|-------------|-----------|-----------|
| 2022 | 12/1 | 0 | 0 | 0.0 | 0 | 0 |
| 2023 | 11/11 | 61 | 934 | 15.3 | 12 | 71 |
| TOTAL | 23/12 | 61 | 934 | 15.3 | 12 | 71 |

CAREER HIGHS - RECEIVING

Receptions: 8, at San Diego State (11/4/23)
 Yards: 185, at UConn (9/30/23)
 TD: 3, at UConn (9/30/23)
 Long Catch: 71, at UConn (9/30/23)

CAREER STATS - PASSING

| Year | Cmp | Att | Int | Pct | Yds | TD | LG | EFF |
|------|-----|-----|-----|------|-----|----|----|-----|
| 2023 | 0 | 1 | 0 | .000 | 0 | 0 | 0 | 0.0 |

CAREER HIGHS - PASSING

Attempts: 1, at San Diego State (11/4/23)

GAME-BY-GAME RECEIVING

| 2023 | G/GS | Rec | Yds | Avg | TD | LG |
|----------|------|-----|-----|------|----|----|
| at Iowa | 1/1 | 5 | 39 | 7.8 | 0 | 15 |
| ISU | 1/1 | 3 | 49 | 16.3 | 1 | 22 |
| at AFA | 1/1 | 4 | 52 | 13.0 | 1 | 20 |
| JMU | 1/1 | 7 | 57 | 8.1 | 0 | 25 |
| at UConn | 1/1 | 7 | 185 | 26.4 | 3 | 71 |
| CSU | 1/1 | 6 | 140 | 23.3 | 2 | 51 |
| FS | 1/1 | 7 | 125 | 17.9 | 2 | 52 |
| at SJSU | 1/1 | 4 | 60 | 15.0 | 1 | 20 |
| at SDSU | 1/1 | 8 | 87 | 10.9 | 1 | 50 |
| NEV | 1/1 | 3 | 27 | 9.0 | 0 | 11 |
| BSU | 1/1 | 7 | 113 | 16.1 | 1 | 57 |
| at UNM | 0/0 | 0 | 0 | 0.0 | 0 | 0 |

| 2022 | G/GS | Rec | Yds | Avg | TD | LG |
|---------|------|-----|-----|-----|----|----|
| UConn | 1/0 | 0 | 0 | 0.0 | 0 | 0 |
| at ALA | 1/0 | 0 | 0 | 0.0 | 0 | 0 |
| WSU | 1/0 | 0 | 0 | 0.0 | 0 | 0 |
| UNLV | 1/0 | 0 | 0 | 0.0 | 0 | 0 |
| at BYU | 1/0 | 0 | 0 | 0.0 | 0 | 0 |
| AFA | 0/0 | 0 | 0 | 0.0 | 0 | 0 |
| at CSU | 1/0 | 0 | 0 | 0.0 | 0 | 0 |
| at WYO | 1/0 | 0 | 0 | 0.0 | 0 | 0 |
| UNM | 1/0 | 0 | 0 | 0.0 | 0 | 0 |
| at UH | 1/0 | 0 | 0 | 0.0 | 0 | 0 |
| SJSU | 1/0 | 0 | 0 | 0.0 | 0 | 0 |
| at BSU | 1/1 | 0 | 0 | 0.0 | 0 | 0 |
| vs. MEM | 1/0 | 0 | 0 | 0.0 | 0 | 0 |



2 - ROBERT BRIGGS JR.
 RB • 5-6 • 185 • SO-1L
 Bellville, Texas
 (Bellville HS)

CAREER STATS - RUSHING

| Year | G/GS | Rush | Yds | Avg | TD | Long |
|--------------|-------------|------------|------------|------------|----------|-----------|
| 2022 | 10/0 | 74 | 353 | 4.8 | 1 | 24 |
| 2023 | 10/3 | 77 | 401 | 5.2 | 2 | 58 |
| TOTAL | 20/3 | 151 | 754 | 4.9 | 3 | 58 |

CAREER HIGHS - RUSHING

Rushes: 19, vs. New Mexico (11/5/22)
 Yards: 101, vs. Idaho State (9/9/23)
 TD: 1, vs. three teams
 Long Rush: 58, vs. Idaho State (9/9/23)

CAREER STATS - RECEIVING

| Year | Rec | Yds | Avg | TD | Long |
|--------------|-----------|-----------|------------|----------|-----------|
| 2022 | 7 | 31 | 4.4 | 0 | 16 |
| 2023 | 6 | 11 | 1.8 | 0 | 6 |
| TOTAL | 13 | 42 | 3.2 | 0 | 16 |

CAREER HIGHS - RECEIVING

Receptions: 3, at Iowa (9/2/23)
 Yards: 16, vs. UConn (8/27/22)
 Long Catch: 16, vs. UConn (8/27/22)

CAREER STATS - KICKOFF RETURNS

| Year | Ret | Yds | Avg | TD | LG |
|--------------|----------|-----------|-------------|----------|-----------|
| 2022 | 1 | 9 | 9.0 | 0 | 9 |
| 2023 | 1 | 50 | 50.0 | 0 | 50 |
| TOTAL | 2 | 59 | 29.5 | 0 | 50 |

CAREER HIGHS - KICKOFF RETURNS

Returns: 1, vs. two teams
 Yards: 50, vs. Idaho State (9/9/23)
 Long Return: 50, vs. Idaho State (9/9/23)





GAME-BY-GAME RUSHING

| 2023 | G/GS | Att | Yds | Avg | TD | LG |
|----------|------|-----|-----|------|----|----|
| at Iowa | 1/1 | 2 | 7 | 3.5 | 0 | 4 |
| ISU | 1/1 | 9 | 101 | 11.2 | 1 | 58 |
| at AFA | 0/0 | 0 | 0 | 0.0 | 0 | 0 |
| JMU | 1/0 | 2 | 6 | 3.0 | 0 | 4 |
| at UConn | 1/0 | 8 | 17 | 2.1 | 0 | 9 |
| CSU | 1/0 | 19 | 80 | 4.2 | 0 | 25 |
| FS | 1/0 | 7 | 36 | 5.1 | 0 | 13 |
| at SJSU | 1/0 | 6 | 13 | 2.2 | 0 | 9 |
| at SDSU | 1/0 | 9 | 59 | 6.6 | 1 | 20 |
| NEV | 1/1 | 11 | 69 | 6.3 | 0 | 19 |
| BSU | 1/0 | 4 | 13 | 3.2 | 0 | 6 |
| at UNM | 0/0 | 0 | 0 | 0.0 | 0 | 0 |

| 2022 | G/GS | Att | Yds | Avg | TD | LG |
|---------|------|-----|-----|------|----|----|
| UCONN | 1/0 | 10 | 85 | 8.5 | 1 | 23 |
| at ALA | 1/0 | 10 | 28 | 2.8 | 0 | 6 |
| WSU | 1/0 | 2 | 21 | 10.5 | 0 | 16 |
| UNLV | 1/0 | 7 | 33 | 4.7 | 0 | 15 |
| at BYU | 1/0 | 10 | 46 | 4.6 | 0 | 9 |
| AFA | 1/0 | 2 | 2 | 1.0 | 0 | 7 |
| at CSU | 1/0 | 6 | 38 | 6.3 | 0 | 12 |
| at WYO | 1/0 | 2 | 6 | 3.0 | 0 | 7 |
| UNM | 1/0 | 19 | 87 | 4.6 | 0 | 24 |
| at UH | 1/0 | 6 | 12 | 2.0 | 0 | 4 |
| SJSU | 0/0 | 0 | 0 | 0.0 | 0 | 0 |
| at BSU | 0/0 | 0 | 0 | 0.0 | 0 | 0 |
| vs. MEM | 0/0 | 0 | 0 | 0.0 | 0 | 0 |

GAME-BY-GAME RECEIVING

| 2023 | Rec | Yds | Avg | TD | LG |
|----------|-----|-----|------|----|----|
| at Iowa | 3 | 6 | 2.0 | 0 | 3 |
| ISU | 0 | 0 | 0.0 | 0 | 0 |
| at AFA | 0 | 0 | 0.0 | 0 | 0 |
| JMU | 0 | 0 | 0.0 | 0 | 0 |
| at UConn | 1 | 6 | 6.0 | 0 | 6 |
| CSU | 0 | 0 | 0.0 | 0 | 0 |
| FS | 0 | 0 | 0.0 | 0 | 0 |
| at SJSU | 2 | -1 | -0.5 | 0 | 1 |
| at SDSU | 0 | 0 | 0.0 | 0 | 0 |
| NEV | 0 | 0 | 0.0 | 0 | 0 |
| BSU | 0 | 0 | 0.0 | 0 | 0 |
| at UNM | 0 | 0 | 0.0 | 0 | 0 |

| 2022 | Rec | Yds | Avg | TD | LG |
|---------|-----|-----|------|----|----|
| UCONN | 1 | 16 | 16.0 | 0 | 16 |
| at ALA | 0 | 0 | 0.0 | 0 | 0 |
| WSU | 1 | 15 | 15.0 | 0 | 15 |
| UNLV | 1 | 2 | 2.0 | 0 | 2 |
| at BYU | 1 | 0 | 0.0 | 0 | 0 |
| AFA | 0 | 0 | 0.0 | 0 | 0 |
| at CSU | 0 | 0 | 0.0 | 0 | 0 |
| at WYO | 1 | -2 | -2.0 | 0 | 0 |
| UNM | 0 | 0 | 0.0 | 0 | 0 |
| at UH | 2 | 0 | 0.0 | 0 | 0 |
| SJSU | 0 | 0 | 0.0 | 0 | 0 |
| at BSU | 0 | 0 | 0.0 | 0 | 0 |
| vs. MEM | 0 | 0 | 0.0 | 0 | 0 |



2 - MJ TAFISI JR.
ILB • 6-0 • 250 • G-SR-1L
 West Jordan, Utah
 (Alta HS)
 (Washington)

CAREER STATS - DEFENSE

| Year | G/GS | UA-AT-TT | TFL | Sack | INT | PB | FF | FR |
|--------------|-------------------------|----------------|---------------|------------|----------|----------|----------|----------|
| 2018 | 3/0 | 2-1-3 | 0.0-0 | 0.0-0 | 0-0 | 0 | 0 | 0 |
| 2019 | 7/0 | 10-3-13 | 0.0-0 | 0.0-0 | 0-0 | 0 | 0 | 0 |
| 2020 | 4/0 | 3-1-4 | 1.0-11 | 1.0-11 | 0-0 | 0 | 0 | 0 |
| 2021 | 8/0 | 12-8-20 | 0.5-0 | 0.0-0 | 0-0 | 1 | 0 | 0 |
| 2022 | 8/8 | 27-42-69 | 9.0-25 | 1.0-9 | 0-0 | 1 | 0 | 0 |
| 2023 | 11/10 | 47-73-120 | 6.5-15 | 0.0-0 | 0-0 | 1 | 2 | 0 |
| TOTAL | 41/18102-128-230 | 17.0-51 | 2.0-20 | 0-0 | 3 | 2 | 0 | 0 |


CAREER HIGHS - DEFENSE

Tackles: 17, vs. Fresno State (10/13/23)
 TFL: 2.0, vs. two opponents
 Sacks: 1.0, vs. two opponents
 PBU: 1, vs. three opponents
 FF: 1, vs. two opponents
 QBH: 1, vs. two opponents

GAME-BY-GAME DEFENSE

| 2023 | G/GS | U-A-T | TFL | Sack | INT | PB | QH | F/R |
|----------|------|---------|-------|-------|-----|----|----|-----|
| at Iowa | 1/1 | 8-4-12 | 2.0-6 | 0.0-0 | 0 | 0 | 0 | 0/0 |
| ISU | 1/0 | 0-2-2 | 1.0-2 | 0.0-0 | 0 | 0 | 0 | 0/0 |
| at AFA | 1/1 | 4-5-9 | 0.0-0 | 0.0-0 | 0 | 0 | 0 | 0/0 |
| JMU | 1/1 | 2-5-7 | 0.5-2 | 0.0-0 | 0 | 0 | 0 | 0/0 |
| at UConn | 1/1 | 4-9-13 | 0.0-0 | 0.0-0 | 0 | 0 | 0 | 0/0 |
| CSU | 1/1 | 5-5-10 | 2.0-3 | 0.0-0 | 0 | 0 | 0 | 1/0 |
| FS | 1/1 | 4-13-17 | 0.0-0 | 0.0-0 | 0 | 1 | 1 | 0/0 |
| at SJSU | 1/1 | 6-8-14 | 0.0-0 | 0.0-0 | 0 | 0 | 0 | 1/0 |
| at SDSU | 1/1 | 9-4-13 | 0.0-0 | 0.0-0 | 0 | 0 | 0 | 0/0 |
| NEV | 1/1 | 3-9-12 | 0.5-1 | 0.0-0 | 0 | 0 | 0 | 0/0 |
| BSU | 1/1 | 3-9-12 | 0.5-1 | 0.0-0 | 0 | 0 | 1 | 0/0 |
| at UNM | 0/0 | 0-0-0 | 0.0-0 | 0.0-0 | 0 | 0 | 0 | 0/0 |

| 2022 | G/GS | U-A-T | TFL | Sack | INT | PB | QH | F/R |
|---------|------|--------|-------|-------|-----|----|----|-----|
| UCONN | 1/1 | 4-6-10 | 2.0-2 | 0.0-0 | 0 | 0 | 0 | 0/0 |
| at ALA | 1/1 | 1-2-3 | 0.0-0 | 0.0-0 | 0 | 0 | 0 | 0/0 |
| WSU | 1/1 | 3-7-10 | 2.0-4 | 0.0-0 | 0 | 1 | 0 | 0/0 |
| UNLV | 1/1 | 4-6-10 | 1.5-5 | 0.0-0 | 0 | 0 | 0 | 0/0 |
| at BYU | 1/1 | 3-5-8 | 1.0-9 | 1.0-9 | 0 | 0 | 0 | 0/0 |
| AFA | 1/1 | 4-9-13 | 0.0-0 | 0.0-0 | 0 | 0 | 0 | 0/0 |
| at CSU | 1/1 | 7-5-12 | 1.5-4 | 0.0-0 | 0 | 0 | 0 | 0/0 |
| at WYO | 1/1 | 1-2-3 | 1.0-1 | 0.0-0 | 0 | 0 | 0 | 0/0 |
| UNM | 0/0 | 0-0-0 | 0.0-0 | 0.0-0 | 0 | 0 | 0 | 0/0 |
| at UH | 0/0 | 0-0-0 | 0.0-0 | 0.0-0 | 0 | 0 | 0 | 0/0 |
| SJSU | 0/0 | 0-0-0 | 0.0-0 | 0.0-0 | 0 | 0 | 0 | 0/0 |
| at BSU | 0/0 | 0-0-0 | 0.0-0 | 0.0-0 | 0 | 0 | 0 | 0/0 |
| vs. MEM | 0/0 | 0-0-0 | 0.0-0 | 0.0-0 | 0 | 0 | 0 | 0/0 |



3 - RAHUL FAISON
RB • 5-11 • 200 • JR-JC
 Pottstown, Pennsylvania
 (Salisbury (CT) HS)
 (Snow College)

CAREER STATS - RUSHING

| Year | G/GS | Rush | Yds | Avg | TD | Long |
|------|------|------|-----|-----|----|------|
| 2023 | 11/2 | 87 | 591 | 6.7 | 4 | 60 |

CAREER HIGHS - RUSHING

Rushes: 22, vs. Nevada (11/11/23)
 Yards: 181, vs. Nevada (11/11/23)
 TD: 1, vs. four opponents
 Long Rush: 60, vs. Idaho State (9/9/23)

CAREER STATS - RECEIVING

| Year | Rec | Yds | Avg | TD | Long |
|------|-----|-----|-----|----|------|
| 2023 | 8 | 36 | 4.5 | 0 | 26 |

CAREER HIGHS - RECEIVING


Receptions: 3, at Iowa (9/2/23)
 Yards: 22, at Iowa (9/2/23)
 Long Catch: 26, at Iowa (9/2/23)

GAME-BY-GAME RUSHING

| 2023 | G/GS | Att | Yds | Avg | TD | LG |
|----------|------|-----|-----|------|----|----|
| at Iowa | 1/0 | 7 | 59 | 8.4 | 0 | 18 |
| ISU | 1/0 | 5 | 95 | 19.0 | 1 | 60 |
| at AFA | 1/0 | 7 | 40 | 5.7 | 0 | 12 |
| JMU | 1/1 | 1 | -3 | -3.0 | 0 | 0 |
| at UConn | 1/0 | 5 | 17 | 3.4 | 0 | 7 |
| CSU | 1/0 | 9 | 51 | 5.7 | 0 | 15 |
| FS | 1/0 | 12 | 75 | 6.2 | 1 | 24 |
| at SJSU | 1/0 | 6 | 36 | 6.0 | 1 | 13 |
| at SDSU | 1/0 | 10 | 30 | 3.0 | 0 | 13 |
| NEV | 1/0 | 22 | 181 | 8.2 | 1 | 46 |
| BSU | 1/1 | 3 | 1 | 0.3 | 0 | 4 |
| at UNM | 0/0 | 0 | 0 | 0.0 | 0 | 0 |

GAME-BY-GAME RECEIVING

| 2023 | Rec | Yds | Avg | TD | LG |
|----------|-----|-----|------|----|----|
| at Iowa | 3 | 22 | 7.3 | 0 | 26 |
| ISU | 0 | 0 | 0.0 | 0 | 0 |
| at AFA | 0 | 0 | 0.0 | 0 | 0 |
| JMU | 0 | 0 | 0.0 | 0 | 0 |
| at UConn | 1 | 12 | 12.0 | 0 | 12 |
| CSU | 0 | 0 | 0.0 | 0 | 0 |
| FS | 0 | 0 | 0.0 | 0 | 0 |
| at SJSU | 2 | -4 | -2.0 | 0 | 3 |
| at SDSU | 1 | 6 | 6.0 | 0 | 6 |
| NEV | 1 | 0 | 0.0 | 0 | 0 |
| BSU | 0 | 0 | 0.0 | 0 | 0 |
| at UNM | 0 | 0 | 0.0 | 0 | 0 |



3 - JAVAR STRONG
S • 6-3 • 195 • SO-JC
 Cherokee, Alabama
 (Muscle Shoals HS)
 (Hutchinson CC)

CAREER STATS - DEFENSE

| Year | G/GS | UA-AT-TT | TFL | Sack | INT | PB | FF | FR |
|--------------|-------------|----------------|--------------|--------------|------------|----------|----------|----------|
| 2020 | 9/0 | 14-6-20 | 1.0-3 | 0.0-0 | 0-0 | 0 | 0 | 0 |
| 2023 | 4/0 | 2-2-4 | 0.0-0 | 0.0-0 | 0-0 | 0 | 0 | 0 |
| TOTAL | 13/0 | 16-8-24 | 1.0-3 | 0.0-0 | 0-0 | 0 | 0 | 0 |

CAREER HIGHS - DEFENSE

Tackles: 5, vs. two opponents
 TFL: 1.0, vs. South Alabama (11/28/20)

GAME-BY-GAME DEFENSE

| 2023 | G/GS | U-A-T | TFL | Sack | INT | PB | QH | F/R |
|----------|------|-------|-------|-------|-----|----|----|-----|
| at Iowa | 1/0 | 0-0-0 | 0.0-0 | 0.0-0 | 0 | 0 | 0 | 0/0 |
| ISU | 1/0 | 0-1-1 | 0.0-0 | 0.0-0 | 0 | 0 | 0 | 0/0 |
| at AFA | 1/0 | 2-1-3 | 0.0-0 | 0.0-0 | 0 | 0 | 0 | 0/0 |
| JMU | 1/0 | 0-0-0 | 0.0-0 | 0.0-0 | 0 | 0 | 0 | 0/0 |
| at UConn | 0/0 | 0-0-0 | 0.0-0 | 0.0-0 | 0 | 0 | 0 | 0/0 |
| CSU | 0/0 | 0-0-0 | 0.0-0 | 0.0-0 | 0 | 0 | 0 | 0/0 |
| FS | 0/0 | 0-0-0 | 0.0-0 | 0.0-0 | 0 | 0 | 0 | 0/0 |
| at SJSU | 0/0 | 0-0-0 | 0.0-0 | 0.0-0 | 0 | 0 | 0 | 0/0 |
| at SDSU | 0/0 | 0-0-0 | 0.0-0 | 0.0-0 | 0 | 0 | 0 | 0/0 |
| NEV | 0/0 | 0-0-0 | 0.0-0 | 0.0-0 | 0 | 0 | 0 | 0/0 |
| BSU | 0/0 | 0-0-0 | 0.0-0 | 0.0-0 | 0 | 0 | 0 | 0/0 |
| at UNM | 0/0 | 0-0-0 | 0.0-0 | 0.0-0 | 0 | 0 | 0 | 0/0 |



3 - ANTHONY SWITZER
S • 6-0 • 210 • RS-JR-TR
 Augusta, Arkansas
 (Marion HS)
 (Arkansas State)

CAREER STATS - DEFENSE

| Year | G/GS | UA-AT-TT | TFL | Sack | INT | PB | FF | FR |
|--------------|--------------|------------------|----------------|---------------|-------------|----------|----------|----------|
| 2019 | 9/2 | 16-7-23 | 3.0-7 | 0.0-0 | 0-0 | 0 | 0 | 0 |
| 2020 | 7/6 | 19-11-30 | 0.0-0 | 0.0-0 | 1-21 | 2 | 2 | 0 |
| 2021 | 8/7 | 23-15-38 | 1.0-6 | 0.0-0 | 0-0 | 2 | 1 | 1 |
| 2022 | 0/0 | 0-0-0 | 0.0-0 | 0.0-0 | 0-0 | 0 | 0 | 0 |
| 2023 | 11/10 | 39-45-84 | 8.0-31 | 3.0-20 | 1-2 | 4 | 0 | 1 |
| TOTAL | 35/25 | 97-78-175 | 12.0-44 | 3.0-20 | 2-23 | 8 | 3 | 2 |

CAREER HIGHS - DEFENSE

Tackles: 10, vs. three opponents
 TFL: 3.0, at UConn (9/30/23)
 Sacks: 1.0, vs. three opponents
 INT: 1, vs. two opponents
 PBU: 2, vs. two opponents
 FF: 1, vs. three opponents
 FR: 1, vs. two opponents
 QBH: 2, vs. two opponents

CAREER STATS - RUSHING

| Year | Rush | Yds | Avg | TD | Long |
|------|------|-----|-----|----|------|
| 2023 | 1 | 4 | 4.0 | 0 | 4 |

CAREER HIGHS - RUSHING

Rushes: 1, at San Diego State (11/4/23)
 Yards: 4, at San Diego State (11/4/23)
 Long Rush: 4, at San Diego State (11/4/23)





GAME-BY-GAME DEFENSE

Table with columns: 2023, G/GS, U-A-T, TFL, Sack, INT, PB, QH, F/R. Rows include games at Iowa, ISU, AFA, JMU, UConn, CSU, FS, SJSU, SDSU, NEV, BSU, UNM.



4 - MICAH DAVIS
WR • 5-11 • 185 • JR-JC
Atlanta, Georgia
(Harrison HS)
(Iowa Western CC)

CAREER STATS - RECEIVING

Table with columns: Year, G/GS, Rec, Yds, Avg, TD, Long. Rows for 2020, 2021, 2023, and TOTAL.

CAREER HIGHS - RECEIVING

Receptions: 6, vs. Nevada (11/11/23)
Yards: 110, vs. Utah State (9/18/21)
TD: 1, vs. eight opponents
Long Catch: 76, vs. James Madison (9/23/23)

CAREER STATS - RUSHING

Table with columns: Year, Rush, Yds, Avg, TD, Long. Rows for 2020, 2021, 2023, and TOTAL.

CAREER HIGHS - RUSHING

Rushes: 12, vs. Florida Atlantic (9/25/21)
Yards: 101, vs. Lafayette (9/4/21)
TD: 2, vs. Lafayette (9/4/21)
Long Rush: 39, vs. Lafayette (9/4/21)

CAREER STATS - PASSING

Table with columns: Year, Cmp, Att, Int, Pct, Yds, TD, LG, EFF. Rows for 2023.

CAREER HIGHS - PASSING

Attempts: 1, vs. James Madison (9/23/23)
Completions: 1, vs. James Madison (9/23/23)
Passing Yards: 2, vs. James Madison (9/23/23)
Long Pass: 2, vs. James Madison (9/23/23)

CAREER STATS - PUNT RETURNS

Table with columns: Year, Ret, Yds, Avg, TD, LG. Rows for 2021, 2023, and TOTAL.

CAREER HIGHS - PUNT RETURNS

Returns: 5, vs. Air Force (11/11/23)
Yards: 50, vs. Fresno State (10/13/23)
Long Return: 35, vs. James Madison (9/23/23)

CAREER STATS - KICKOFF RETURNS

Table with columns: Year, Ret, Yds, Avg, TD, LG. Rows for 2021, 2023, and TOTAL.

CAREER HIGHS - KICKOFF RETURNS

Returns: 3, vs. James Madison (9/23/23)
Yards: 47, vs. Navy (9/11/21)
Long Return: 30, vs. Navy (9/11/21)

GAME-BY-GAME RECEIVING

Table with columns: 2023, G/GS, Rec, Yds, Avg, TD, LG. Rows include games at Iowa, ISU, AFA, JMU, UConn, CSU, FS, SJSU, SDSU, NEV, BSU, UNM.

GAME-BY-GAME RUSHING

Table with columns: 2023, Att, Yds, Avg, TD, LG. Rows include games at Iowa, ISU, AFA, JMU, UConn, CSU, FS, SJSU, SDSU, NEV, BSU, UNM.

GAME-BY-GAME PASSING


Table with columns: 2023, Cmp, Att, Pct, Yds, TD, INT, LG. Rows include games at Iowa, ISU, AFA, JMU, UConn, CSU, FS, SJSU, SDSU, NEV, BSU, UNM.

GAME-BY-GAME PUNT RETURNS

Table with columns: 2023, Ret, Yds, Avg, TD, LG. Rows include games at Iowa, ISU, AFA, JMU, UConn, CSU, FS, SJSU, SDSU, NEV, BSU, UNM.

GAME-BY-GAME KICKOFF RETURNS

Table with columns: 2023, Ret, Yds, Avg, TD, LG. Rows include games at Iowa, ISU, AFA, JMU, UCONN, CSU, FS, SJSU, SDSU, NEV, BSU, UNM.



5 - COOPER LEGAS
QB • 6-1 • 215 • G-SR-1L
Orem, Utah
(Orem HS)

CAREER STATS - PASSING

Table with columns: Year, G/GS, Cmp, Att, Int, Pct, Yds, TD, LG, EFF. Rows for 2021, 2022, 2023, and TOTAL.

CAREER HIGHS - PASSING

Attempts: 48, at Iowa (9/2/23)
Completions: 32, at Iowa (9/2/23)
Passing Yards: 387, vs. Colorado State (10/7/23)
Long Pass: 76, vs. Colorado State (10/7/23)
TD: 4, vs. Colorado State (10/7/23)

CAREER STATS - RUSHING

Table with columns: Year, Rush, Yds, Avg, TD, Long. Rows for 2021, 2022, 2023, and TOTAL.

CAREER HIGHS - RUSHING

Rushes: 20, at BYU (9/29/22)
Yards: 76, vs. Air Force (10/8/22)
TD: 1, vs. two opponents
Long Rush: 32, vs. Air Force (10/8/22)

CAREER STATS - RECEIVING

Table with columns: Year, Rec, Yds, Avg, TD, Long. Rows for 2021, 2022, 2023, and TOTAL.

CAREER HIGHS - RECEIVING

Receptions: 1, vs. Oregon State (12/18/21)
Yards: 34, vs. Oregon State (12/18/21)
Long Catch: 23, vs. Oregon State (12/18/21)

CAREER STATS - TOTAL OFFENSE

Table with columns: Year, Rush, Pass, Total, Avg/G. Rows for 2020, 2021, 2022, 2023, and TOTAL.

GAME-BY-GAME PASSING

Table with columns: 2023, G/GS, Cmp, Att, Pct, Yds, TD, INT, LG. Rows include games at Iowa, ISU, AFA, JMU, UConn, CSU, FS, SJSU, SDSU, NEV, BSU, UNM, and 2022 games at UCONN, ALA, WSU, UNLV, BYU, AFA, CSU, WYO, UNM.





| | | | | | | | | |
|---------|-----|----|----|------|-----|---|---|----|
| at UH | 1/1 | 16 | 24 | .667 | 238 | 3 | 0 | 68 |
| SJSU | 1/1 | 23 | 35 | .657 | 244 | 1 | 2 | 31 |
| at BSU | 1/1 | 23 | 40 | .575 | 306 | 1 | 2 | 75 |
| vs. MEM | 1/1 | 7 | 12 | .583 | 34 | 0 | 1 | 11 |


| 2021 | G/GS | Cmp | Att | Pct | Yds | TD | INT | LG |
|---------|------|-----|-----|------|-----|----|-----|----|
| at WSU | 0/0 | 0 | 0 | .000 | 0 | 0 | 0 | 0 |
| UND | 0/0 | 0 | 0 | .000 | 0 | 0 | 0 | 0 |
| at AFA | 0/0 | 0 | 0 | .000 | 0 | 0 | 0 | 0 |
| BSU | 0/0 | 0 | 0 | .000 | 0 | 0 | 0 | 0 |
| BYU | 0/0 | 0 | 0 | .000 | 0 | 0 | 0 | 0 |
| at UNLV | 0/0 | 0 | 0 | .000 | 0 | 0 | 0 | 0 |
| CSU | 0/0 | 0 | 0 | .000 | 0 | 0 | 0 | 0 |
| UH | 0/0 | 0 | 0 | .000 | 0 | 0 | 0 | 0 |
| at NMSU | 0/0 | 0 | 0 | .000 | 0 | 0 | 0 | 0 |
| at SJSU | 0/0 | 0 | 0 | .000 | 0 | 0 | 0 | 0 |
| WYO | 0/0 | 0 | 0 | .000 | 0 | 0 | 0 | 0 |
| at UNM | 1/0 | 0 | 0 | .000 | 0 | 0 | 0 | 0 |
| at SDSU | 0/0 | 0 | 0 | .000 | 0 | 0 | 0 | 0 |
| vs. OSU | 1/0 | 11 | 20 | .550 | 171 | 2 | 1 | 62 |

GAME-BY-GAME RUSHING

| 2023 | Att | Yds | Avg | TD | LG |
|----------|-----|-----|------|----|----|
| at Iowa | 7 | 17 | 2.4 | 0 | 7 |
| ISU | 6 | 18 | 3.0 | 0 | 9 |
| at AFA | 3 | -10 | -3.3 | 0 | 4 |
| JMU | 0 | 0 | 0.0 | 0 | 0 |
| at UConn | 6 | 26 | 4.3 | 0 | 11 |
| CSU | 18 | -20 | -1.5 | 0 | 5 |
| FS | 12 | 43 | 3.6 | 0 | 11 |
| at SJSU | 0 | 0 | 0.0 | 0 | 0 |
| at SDSU | 4 | -13 | -3.2 | 0 | 9 |
| NEV | 10 | 45 | 4.5 | 0 | 13 |
| BSU | 7 | 16 | 2.3 | 0 | 24 |
| at UNM | 0 | 0 | 0.0 | 0 | 0 |

| 2022 | Att | Yds | Avg | TD | LG |
|---------|-----|-----|-----|----|----|
| UCONN | 0 | 0 | 0.0 | 0 | 0 |
| at ALA | 2 | 8 | 4.0 | 0 | 9 |
| WSU | 5 | 12 | 2.4 | 0 | 9 |
| UNLV | 0 | 0 | 0.0 | 0 | 0 |
| at BYU | 20 | 52 | 2.6 | 1 | 10 |
| AFA | 13 | 76 | 5.8 | 1 | 32 |
| at CSU | 4 | 27 | 6.8 | 0 | 9 |
| at WYO | 0 | 0 | 0.0 | 0 | 0 |
| UNM | 13 | 14 | 1.1 | 0 | 12 |
| at UH | 10 | 2 | 0.2 | 0 | 14 |
| SJSU | 14 | 36 | 2.6 | 0 | 8 |
| at BSU | 15 | 51 | 3.4 | 0 | 20 |
| vs. MEM | 12 | 25 | 2.1 | 0 | 13 |

| 2021 | Att | Yds | Avg | TD | LG |
|---------|-----|-----|------|----|----|
| at WSU | 0 | 0 | 0.0 | 0 | 0 |
| UND | 0 | 0 | 0.0 | 0 | 0 |
| at AFA | 0 | 0 | 0.0 | 0 | 0 |
| BSU | 0 | 0 | 0.0 | 0 | 0 |
| BYU | 0 | 0 | 0.0 | 0 | 0 |
| at UNLV | 0 | 0 | 0.0 | 0 | 0 |
| CSU | 0 | 0 | 0.0 | 0 | 0 |
| UH | 0 | 0 | 0.0 | 0 | 0 |
| at NMSU | 0 | 0 | 0.0 | 0 | 0 |
| at SJSU | 0 | 0 | 0.0 | 0 | 0 |
| WYO | 0 | 0 | 0.0 | 0 | 0 |
| at UNM | 1 | -4 | -4.0 | 0 | 0 |
| at SDSU | 0 | 0 | 0.0 | 0 | 0 |
| vs. OSU | 7 | -10 | -1.4 | 0 | 3 |



5 - OMARI OKEKE

S • 6-2 • 195 • SR-1L
Bellflower, California
(Bellflower HS)
(Cerritos JC)

CAREER STATS - DEFENSE

| Year | G/GS | UA-AT-TT | TFL | Sack | INT | PB | FF | FR |
|--------------|-------------|----------------|--------------|--------------|------------|----------|----------|----------|
| 2022 | 10/1 | 8-10-18 | 2.0-4 | 0.0-0 | 0-0 | 1 | 0 | 0 |
| 2023 | 0/0 | 0-0-0 | 0.0-0 | 0.0-0 | 0-0 | 0 | 0 | 0 |
| TOTAL | 10/1 | 8-10-18 | 2.0-4 | 0.0-0 | 0-0 | 1 | 0 | 0 |

CAREER HIGHS - DEFENSE

Tackles: 4, vs. two opponents
TFL: 1.0, vs. two opponents
PBU: 1, vs. San José State (11/19/22)

GAME-BY-GAME DEFENSE

| 2023 | G/GS | U-A-T | TFL | Sack | INT | PB | QH | F/R |
|----------|------|-------|-------|-------|-----|----|----|-----|
| at Iowa | 0/0 | 0-0-0 | 0.0-0 | 0.0-0 | 0 | 0 | 0 | 0/0 |
| ISU | 0/0 | 0-0-0 | 0.0-0 | 0.0-0 | 0 | 0 | 0 | 0/0 |
| at AFA | 0/0 | 0-0-0 | 0.0-0 | 0.0-0 | 0 | 0 | 0 | 0/0 |
| JMU | 0/0 | 0-0-0 | 0.0-0 | 0.0-0 | 0 | 0 | 0 | 0/0 |
| at UConn | 0/0 | 0-0-0 | 0.0-0 | 0.0-0 | 0 | 0 | 0 | 0/0 |
| CSU | 0/0 | 0-0-0 | 0.0-0 | 0.0-0 | 0 | 0 | 0 | 0/0 |
| FS | 0/0 | 0-0-0 | 0.0-0 | 0.0-0 | 0 | 0 | 0 | 0/0 |
| at SJSU | 0/0 | 0-0-0 | 0.0-0 | 0.0-0 | 0 | 0 | 0 | 0/0 |
| at SDSU | 0/0 | 0-0-0 | 0.0-0 | 0.0-0 | 0 | 0 | 0 | 0/0 |
| NEV | 0/0 | 0-0-0 | 0.0-0 | 0.0-0 | 0 | 0 | 0 | 0/0 |
| BSU | 0/0 | 0-0-0 | 0.0-0 | 0.0-0 | 0 | 0 | 0 | 0/0 |
| at UNM | 0/0 | 0-0-0 | 0.0-0 | 0.0-0 | 0 | 0 | 0 | 0/0 |

| 2022 | G/GS | U-A-T | TFL | Sack | INT | PB | QH | F/R |
|---------|------|-------|-------|-------|-----|----|----|-----|
| UCONN | 1/0 | 0-0-0 | 0.0-0 | 0.0-0 | 0 | 0 | 0 | 0/0 |
| at ALA | 1/0 | 1-3-4 | 0.0-0 | 0.0-0 | 0 | 0 | 0 | 0/0 |
| WSU | 1/0 | 1-2-3 | 0.0-0 | 0.0-0 | 0 | 0 | 0 | 0/0 |
| UNLV | 1/0 | 3-1-4 | 1.0-2 | 0.0-0 | 0 | 0 | 0 | 0/0 |
| at BYU | 0/0 | 0-0-0 | 0.0-0 | 0.0-0 | 0 | 0 | 0 | 0/0 |
| AFA | 1/1 | 1-0-1 | 0.0-0 | 0.0-0 | 0 | 0 | 0 | 0/0 |
| at CSU | 0/0 | 0-0-0 | 0.0-0 | 0.0-0 | 0 | 0 | 0 | 0/0 |
| at WYO | 1/0 | 1-0-1 | 0.0-0 | 0.0-0 | 0 | 0 | 0 | 0/0 |
| UNM | 0/0 | 0-0-0 | 0.0-0 | 0.0-0 | 0 | 0 | 0 | 0/0 |
| at UH | 1/0 | 1-1-2 | 1.0-2 | 0.0-0 | 0 | 0 | 0 | 0/0 |
| SJSU | 1/0 | 0-1-1 | 0.0-0 | 0.0-0 | 0 | 1 | 0 | 0/0 |
| at BSU | 1/0 | 0-0-0 | 0.0-0 | 0.0-0 | 0 | 0 | 0 | 0/0 |
| vs. MEM | 1/0 | 0-2-2 | 0.0-0 | 0.0-0 | 0 | 0 | 0 | 0/0 |



6 - DAVON BOOTH

RB • 5-10 • 205 • JR-JC
North Las Vegas, Nevada
(El Monte (CA) HS)
(Cerritos College)

CAREER STATS - RUSHING

| Year | G/GS | Rush | Yds | Avg | TD | Long |
|------|------|------|-----|-----|----|------|
| 2023 | 10/6 | 109 | 691 | 6.3 | 5 | 49 |

CAREER HIGHS - RUSHING

Rushes: 21, vs. James Madison (9/23/23)
Yards: 141, vs. Colorado State (10/7/23)
TD: 2, vs. two opponents
Long Rush: 49, vs. Boise State (11/18/23)

CAREER STATS - RECEIVING

| Year | Rec | Yds | Avg | TD | Long |
|------|-----|-----|-----|----|------|
| 2023 | 10 | 39 | 3.9 | 0 | 9 |

CAREER HIGHS - RECEIVING

Receptions: 3, at UConn (9/30/23)
Yards: 15, at UConn (9/30/23)
Long Catch: 9, at Air Force (9/15/23)

CAREER STATS - KICKOFF RETURNS

| Year | Ret | Yds | Avg | TD | LG |
|------|-----|-----|-----|----|----|
| 2023 | 1 | 4 | 4.0 | 0 | 4 |

CAREER HIGHS - KICKOFF RETURNS

Returns: 1, vs. Colorado State (10/7/23)
Yards: 4, vs. Colorado State (10/7/23)
Long Return: 4, vs. Colorado State (10/7/23)

GAME-BY-GAME RUSHING

| 2023 | G/GS | Att | Yds | Avg | TD | LG |
|----------|------|-----|-----|------|----|----|
| at Iowa | 1/0 | 8 | 33 | 4.1 | 0 | 9 |
| ISU | 1/0 | 6 | 83 | 13.8 | 2 | 40 |
| at AFA | 1/1 | 7 | 19 | 2.7 | 0 | 7 |
| JMU | 1/0 | 21 | 103 | 4.9 | 0 | 35 |
| at UConn | 1/1 | 6 | 16 | 2.7 | 0 | 11 |
| CSU | 1/1 | 14 | 141 | 10.1 | 2 | 48 |
| FS | 1/1 | 11 | 51 | 4.6 | 0 | 17 |
| at SJSU | 1/1 | 11 | 43 | 3.9 | 0 | 17 |
| at SDSU | 1/1 | 13 | 77 | 5.9 | 1 | 19 |
| NEV | 1/0 | 12 | 125 | 10.4 | 0 | 49 |
| BSU | 0/0 | 0 | 0 | 0.0 | 0 | 0 |
| at UNM | 0/0 | 0 | 0 | 0.0 | 0 | 0 |

GAME-BY-GAME RECEIVING

| 2023 | Rec | Yds | Avg | TD | LG |
|----------|-----|-----|------|----|----|
| at Iowa | 2 | 6 | 3.0 | 0 | 6 |
| ISU | 1 | 1 | 1.0 | 0 | 1 |
| at AFA | 1 | 9 | 9.0 | 0 | 9 |
| JMU | 1 | -3 | -3.0 | 0 | 0 |
| at UConn | 3 | 15 | 5.0 | 0 | 5 |
| CSU | 0 | 0 | 0.0 | 0 | 0 |
| FS | 0 | 0 | 0.0 | 0 | 0 |
| at SJSU | 1 | 6 | 6.0 | 0 | 6 |
| at SDSU | 1 | 5 | 5.0 | 0 | 5 |
| NEV | 0 | 0 | 0.0 | 0 | 0 |
| BSU | 0 | 0 | 0.0 | 0 | 0 |
| at UNM | 0 | 0 | 0.0 | 0 | 0 |

GAME-BY-GAME KICKOFF RETURNS

| 2023 | Ret | Yds | Avg | TD | LG |
|----------|-----|-----|-----|----|----|
| at Iowa | 0 | 0 | 0.0 | 0 | 0 |
| ISU | 0 | 0 | 0.0 | 0 | 0 |
| at AFA | 0 | 0 | 0.0 | 0 | 0 |
| JMU | 0 | 0 | 0.0 | 0 | 0 |
| at UCONN | 0 | 0 | 0.0 | 0 | 0 |
| CSU | 1 | 4 | 4.0 | 0 | 4 |
| FS | 0 | 0 | 0.0 | 0 | 0 |
| at SJSU | 0 | 0 | 0.0 | 0 | 0 |
| at SDSU | 0 | 0 | 0.0 | 0 | 0 |
| NEV | 0 | 0 | 0.0 | 0 | 0 |
| BSU | 0 | 0 | 0.0 | 0 | 0 |
| at UNM | 0 | 0 | 0.0 | 0 | 0 |



6 - IKE LARSEN

S • 5-10 • 185 • SO-1L
Smithfield, Utah
(Sky View HS)

CAREER STATS - DEFENSE

| Year | G/GS | UA-AT-TT | TFL | Sack | INT | PB | FF | FR |
|--------------|--------------|------------------|---------------|---------------|--------------|----------|----------|----------|
| 2021 | 1/0 | 0-0-0 | 0.0-0 | 0.0-0 | 0-0 | 0 | 0 | 0 |
| 2022 | 11/4 | 19-15-34 | 3.0-18 | 2.0-17 | 4-60 | 2 | 0 | 0 |
| 2023 | 11/11 | 46-35-81 | 3.5-5 | 0.0-0 | 4-109 | 5 | 1 | 0 |
| TOTAL | 23/15 | 65-50-115 | 6.5-23 | 2.0-17 | 8-169 | 7 | 1 | 0 |

CAREER HIGHS - DEFENSE

Tackles: 11, at Air Force (9/15/23)
TFL: 2.0, at Hawai'i (11/12/22)
Sacks: 1.0, vs. two opponents
INT: 2, vs. two opponents
PBU: 2, at Iowa (9/2/23)
FF: 1, vs. James Madison (9/23/23)
QBH: 1, vs. three opponents
Blocked Punt: 1 vs. four opponents
Blocked Extra Point: 1, at UConn (9/30/23)
TD: 1, vs. two opponents

CAREER STATS - PUNT RETURNS

| Year | Ret | Yds | Avg | TD | LG |
|--------------|----------|-----------|-------------|----------|-----------|
| 2022 | 1 | 10 | 10.0 | 0 | 10 |
| 2023 | 0 | 0 | 0.0 | 0 | 0 |
| TOTAL | 1 | 10 | 10.0 | 0 | 10 |



CAREER HIGHS - PUNT RETURNS

Returns: 1, at Alabama (9/3/22)
Yards: 10, at Alabama (9/3/22)
Long Return: 10, at Alabama (9/3/22)

GAME-BY-GAME DEFENSE

| 2023 | G/GS | U-A-T | TFL | Sack | INT | PB | QH | F/R |
|----------|------|--------|-------|-------|-----|----|----|-----|
| at Iowa | 1/1 | 2-2-4 | 0.0-0 | 0.0-0 | 0 | 2 | 0 | 0/0 |
| ISU | 1/1 | 1-4-5 | 0.5-0 | 0.0-0 | 1 | 0 | 0 | 0/0 |
| at AFA | 1/1 | 5-6-11 | 0.0-0 | 0.0-0 | 0 | 0 | 0 | 0/0 |
| JMU | 1/1 | 5-5-10 | 1.0-1 | 0.0-0 | 0 | 0 | 0 | 1/0 |
| at UConn | 1/1 | 5-1-6 | 0.0-0 | 0.0-0 | 0 | 1 | 0 | 0/0 |
| CSU | 1/1 | 5-2-7 | 0.0-0 | 0.0-0 | 2 | 1 | 0 | 0/0 |
| FS | 1/1 | 5-4-9 | 0.0-0 | 0.0-0 | 0 | 1 | 1 | 0/0 |
| at SJSU | 1/1 | 7-3-10 | 0.5-1 | 0.0-0 | 0 | 0 | 0 | 0/0 |
| at SDSU | 1/1 | 6-2-8 | 1.0-2 | 0.0-0 | 1 | 0 | 0 | 0/0 |
| NEV | 1/1 | 2-3-5 | 0.5-1 | 0.0-0 | 0 | 0 | 0 | 0/0 |
| BSU | 1/1 | 3-3-6 | 0.0-0 | 0.0-0 | 0 | 0 | 0 | 0/0 |
| at UNM | 0/0 | 0-0-0 | 0.0-0 | 0.0-0 | 0 | 0 | 0 | 0/0 |

| 2022 | G/GS | U-A-T | TFL | Sack | INT | PB | QH | F/R |
|---------|------|-------|--------|--------|-----|----|----|-----|
| UConn | 1/0 | 0-0-0 | 0.0-0 | 0.0-0 | 1 | 1 | 1 | 0/0 |
| at ALA | 1/0 | 3-4-7 | 0.0-0 | 0.0-0 | 1 | 0 | 1 | 0/0 |
| WSU | 1/0 | 0-3-3 | 0.0-0 | 0.0-0 | 0 | 0 | 0 | 0/0 |
| UNLV | 1/0 | 0-0-0 | 0.0-0 | 0.0-0 | 0 | 0 | 0 | 0/0 |
| at BYU | 1/0 | 1-3-4 | 1.0-6 | 1.0-6 | 0 | 0 | 0 | 0/0 |
| AFA | 1/0 | 0-0-0 | 0.0-0 | 0.0-0 | 0 | 0 | 0 | 0/0 |
| at CSU | 1/1 | 2-1-3 | 0.0-0 | 0.0-0 | 0 | 0 | 0 | 0/0 |
| at WYO | 1/0 | 1-0-1 | 0.0-0 | 0.0-0 | 0 | 1 | 0 | 0/0 |
| UNM | 1/1 | 6-2-8 | 0.0-0 | 0.0-0 | 0 | 0 | 0 | 0/0 |
| at UH | 1/1 | 5-1-6 | 2.0-12 | 1.0-11 | 2 | 0 | 0 | 0/0 |
| SJSU | 1/1 | 1-0-1 | 0.0-0 | 0.0-0 | 0 | 0 | 0 | 0/0 |
| at BSU | 0/0 | 0-0-0 | 0.0-0 | 0.0-0 | 0 | 0 | 0 | 0/0 |
| vs. MEM | 0/0 | 0-0-0 | 0.0-0 | 0.0-0 | 0 | 0 | 0 | 0/0 |

| 2021 | G/GS | U-A-T | TFL | Sack | INT | PB | QH | F/R |
|---------|------|-------|-------|-------|-----|----|----|-----|
| at WSU | 0/0 | 0-0-0 | 0.0-0 | 0.0-0 | 0 | 0 | 0 | 0/0 |
| UND | 0/0 | 0-0-0 | 0.0-0 | 0.0-0 | 0 | 0 | 0 | 0/0 |
| at AFA | 0/0 | 0-0-0 | 0.0-0 | 0.0-0 | 0 | 0 | 0 | 0/0 |
| BSU | 0/0 | 0-0-0 | 0.0-0 | 0.0-0 | 0 | 0 | 0 | 0/0 |
| BYU | 0/0 | 0-0-0 | 0.0-0 | 0.0-0 | 0 | 0 | 0 | 0/0 |
| at UNLV | 1/0 | 0-0-0 | 0.0-0 | 0.0-0 | 0 | 0 | 0 | 0/0 |
| CSU | 0/0 | 0-0-0 | 0.0-0 | 0.0-0 | 0 | 0 | 0 | 0/0 |
| UH | 0/0 | 0-0-0 | 0.0-0 | 0.0-0 | 0 | 0 | 0 | 0/0 |
| at NMSU | 0/0 | 0-0-0 | 0.0-0 | 0.0-0 | 0 | 0 | 0 | 0/0 |
| at SJSU | 0/0 | 0-0-0 | 0.0-0 | 0.0-0 | 0 | 0 | 0 | 0/0 |
| WYO | 0/0 | 0-0-0 | 0.0-0 | 0.0-0 | 0 | 0 | 0 | 0/0 |
| at UNM | 0/0 | 0-0-0 | 0.0-0 | 0.0-0 | 0 | 0 | 0 | 0/0 |
| at SDSU | 1/0 | 0-0-0 | 0.0-0 | 0.0-0 | 0 | 0 | 0 | 0/0 |
| vs. OSU | 0/0 | 0-0-0 | 0.0-0 | 0.0-0 | 0 | 0 | 0 | 0/0 |



7 - XAVION STEELE
CB • 5-9 • 180 • G-SR-2L
Hemet, California
(Orange Lutheran HS)
(Fullerton JC)

CAREER STATS - DEFENSE

| Year | G/GS | UA-AT-TT | TFL | Sack | INT | PB | FF | FR |
|--------------|-------------|----------------|--------------|--------------|------------|----------|----------|----------|
| 2020 | 6/1 | 2-0-2 | 0.0-0 | 0.0-0 | 0-0 | 0 | 0 | 0 |
| 2021 | 4/0 | 1-0-1 | 0.0-0 | 0.0-0 | 0-0 | 0 | 0 | 0 |
| 2022 | 13/0 | 4-5-9 | 0.0-0 | 0.0-0 | 0-0 | 2 | 0 | 0 |
| 2023 | 10/0 | 7-4-11 | 0.0-0 | 0.0-0 | 0-0 | 1 | 0 | 0 |
| TOTAL | 33/1 | 14-9-23 | 0.0-0 | 0.0-0 | 0-0 | 3 | 0 | 0 |

CAREER HIGHS - DEFENSE

Tackles: 4, at Boise State (11/25/22)
PBU: 1, vs. three opponents

GAME-BY-GAME DEFENSE


| 2023 | G/GS | U-A-T | TFL | Sack | INT | PB | QH | F/R |
|----------|------|-------|-------|-------|-----|----|----|-----|
| at Iowa | 1/0 | 2-0-2 | 0.0-0 | 0.0-0 | 0 | 0 | 0 | 0/0 |
| ISU | 1/0 | 0-2-2 | 0.0-0 | 0.0-0 | 0 | 1 | 0 | 0/0 |
| at AFA | 1/0 | 0-0-0 | 0.0-0 | 0.0-0 | 0 | 0 | 0 | 0/0 |
| JMU | 1/0 | 1-1-2 | 0.0-0 | 0.0-0 | 0 | 0 | 0 | 0/0 |
| at UConn | 1/0 | 1-0-1 | 0.0-0 | 0.0-0 | 0 | 0 | 0 | 0/0 |
| CSU | 1/0 | 0-0-0 | 0.0-0 | 0.0-0 | 0 | 0 | 0 | 0/0 |
| FS | 1/0 | 2-0-2 | 0.0-0 | 0.0-0 | 0 | 0 | 0 | 0/0 |
| at SJSU | 1/0 | 0-0-0 | 0.0-0 | 0.0-0 | 0 | 0 | 0 | 0/0 |
| at SDSU | 1/0 | 0-1-1 | 0.0-0 | 0.0-0 | 0 | 0 | 0 | 0/0 |

| | | | | | | | | |
|--------|-----|-------|-------|-------|---|---|---|-----|
| NEV | 0/0 | 0-0-0 | 0.0-0 | 0.0-0 | 0 | 0 | 0 | 0/0 |
| BSU | 1/0 | 1-0-1 | 0.0-0 | 0.0-0 | 0 | 0 | 0 | 0/0 |
| at UNM | 0/0 | 0-0-0 | 0.0-0 | 0.0-0 | 0 | 0 | 0 | 0/0 |

| 2022 | G/GS | U-A-T | TFL | Sack | INT | PB | QH | F/R |
|---------|------|-------|-------|-------|-----|----|----|-----|
| UConn | 1/0 | 0-1-1 | 0.0-0 | 0.0-0 | 0 | 0 | 0 | 0/0 |
| at ALA | 1/0 | 0-1-1 | 0.0-0 | 0.0-0 | 0 | 0 | 0 | 0/0 |
| WSU | 1/0 | 0-1-1 | 0.0-0 | 0.0-0 | 0 | 0 | 0 | 0/0 |
| UNLV | 1/0 | 0-0-0 | 0.0-0 | 0.0-0 | 0 | 0 | 0 | 0/0 |
| at BYU | 1/0 | 1-0-1 | 0.0-0 | 0.0-0 | 0 | 0 | 0 | 0/0 |
| AFA | 1/0 | 0-0-0 | 0.0-0 | 0.0-0 | 0 | 0 | 0 | 0/0 |
| at CSU | 1/0 | 0-1-1 | 0.0-0 | 0.0-0 | 0 | 0 | 0 | 0/0 |
| at WYO | 1/0 | 0-0-0 | 0.0-0 | 0.0-0 | 0 | 1 | 0 | 0/0 |
| UNM | 1/0 | 0-0-0 | 0.0-0 | 0.0-0 | 0 | 0 | 0 | 0/0 |
| at UH | 1/0 | 0-0-0 | 0.0-0 | 0.0-0 | 0 | 0 | 0 | 0/0 |
| SJSU | 1/0 | 0-0-0 | 0.0-0 | 0.0-0 | 0 | 1 | 0 | 0/0 |
| at BSU | 1/0 | 3-1-4 | 0.0-0 | 0.0-0 | 0 | 0 | 0 | 0/0 |
| vs. MEM | 1/0 | 0-0-0 | 0.0-0 | 0.0-0 | 0 | 0 | 0 | 0/0 |

| 2021 | G/GS | U-A-T | TFL | Sack | INT | PB | QH | F/R |
|---------|------|-------|-------|-------|-----|----|----|-----|
| at WSU | 1/0 | 0-0-0 | 0.0-0 | 0.0-0 | 0 | 0 | 0 | 0/0 |
| UND | 0/0 | 0-0-0 | 0.0-0 | 0.0-0 | 0 | 0 | 0 | 0/0 |
| at AFA | 0/0 | 0-0-0 | 0.0-0 | 0.0-0 | 0 | 0 | 0 | 0/0 |
| BSU | 0/0 | 0-0-0 | 0.0-0 | 0.0-0 | 0 | 0 | 0 | 0/0 |
| BYU | 0/0 | 0-0-0 | 0.0-0 | 0.0-0 | 0 | 0 | 0 | 0/0 |
| at UNLV | 0/0 | 0-0-0 | 0.0-0 | 0.0-0 | 0 | 0 | 0 | 0/0 |
| CSU | 1/0 | 1-0-1 | 0.0-0 | 0.0-0 | 0 | 0 | 0 | 0/0 |
| UH | 0/0 | 0-0-0 | 0.0-0 | 0.0-0 | 0 | 0 | 0 | 0/0 |
| at NMSU | 0/0 | 0-0-0 | 0.0-0 | 0.0-0 | 0 | 0 | 0 | 0/0 |
| at SJSU | 1/0 | 0-0-0 | 0.0-0 | 0.0-0 | 0 | 0 | 0 | 0/0 |
| WYO | 0/0 | 0-0-0 | 0.0-0 | 0.0-0 | 0 | 0 | 0 | 0/0 |
| at UNM | 0/0 | 0-0-0 | 0.0-0 | 0.0-0 | 0 | 0 | 0 | 0/0 |
| at SDSU | 1/0 | 0-0-0 | 0.0-0 | 0.0-0 | 0 | 0 | 0 | 0/0 |
| vs. OSU | 0/0 | 0-0-0 | 0.0-0 | 0.0-0 | 0 | 0 | 0 | 0/0 |

| 2020 | G/GS | U-A-T | TFL | Sack | INT | PB | QH | F/R |
|--------|------|-------|-------|-------|-----|----|----|-----|
| at BSU | 1/0 | 1-0-1 | 0.0-0 | 0.0-0 | 0 | 0 | 0 | 0/0 |
| SDSU | 1/0 | 1-0-1 | 0.0-0 | 0.0-0 | 0 | 0 | 0 | 0/0 |
| at NEV | 1/0 | 0-0-0 | 0.0-0 | 0.0-0 | 0 | 0 | 0 | 0/0 |
| FS | 1/1 | 0-0-0 | 0.0-0 | 0.0-0 | 0 | 0 | 0 | 0/0 |
| at WYO | 0/0 | 0-0-0 | 0.0-0 | 0.0-0 | 0 | 0 | 0 | 0/0 |
| UNM | 1/0 | 0-0-0 | 0.0-0 | 0.0-0 | 0 | 0 | 0 | 0/0 |
| AFA | 1/0 | 0-0-0 | 0.0-0 | 0.0-0 | 0 | 0 | 0 | 0/0 |
| at CSU | 0/0 | 0-0-0 | 0.0-0 | 0.0-0 | 0 | 0 | 0 | 0/0 |



8 - COLBY BOWMAN
WR • 6-2 • 195 • G-JR-TR
Orange, California
(St. John Bosco HS)
(Stanford)

CAREER STATS - RECEIVING

| Year | G/GS | Rec | Yds | Avg | TD | Long |
|--------------|-------------|-----------|------------|-------------|----------|-----------|
| 2020 | 6/0 | 0 | 0 | 0.0 | 0 | 0 |
| 2021 | 9/0 | 0 | 0 | 0.0 | 0 | 0 |
| 2022 | 11/1 | 7 | 44 | 6.3 | 0 | 10 |
| 2023 | 11/4 | 7 | 169 | 24.1 | 2 | 63 |
| TOTAL | 37/5 | 14 | 213 | 15.2 | 2 | 63 |

CAREER HIGHS - RECEIVING

Receptions: 4, vs. BYU (11/26/22)
Yards: 78, vs. James Madison (9/23/23)
TD: 1, vs. two opponents
Long Catch: 63, vs. two opponents

GAME-BY-GAME RECEIVING

| 2023 | G/GS | Rec | Yds | Avg | TD | LG |
|----------|------|-----|-----|------|----|----|
| at Iowa | 1/0 | 2 | 10 | 5.0 | 0 | 11 |
| ISU | 1/1 | 1 | 12 | 12.0 | 0 | 12 |
| at AFA | 1/1 | 1 | 6 | 6.0 | 0 | 6 |
| JMU | 1/1 | 2 | 78 | 39.0 | 1 | 63 |
| at UConn | 1/1 | 1 | 63 | 63.0 | 1 | 63 |
| CSU | 1/0 | 0 | 0 | 0.0 | 0 | 0 |
| FS | 1/0 | 0 | 0 | 0.0 | 0 | 0 |
| at SJSU | 1/0 | 0 | 0 | 0.0 | 0 | 0 |
| at SDSU | 1/0 | 0 | 0 | 0.0 | 0 | 0 |
| NEV | 1/0 | 0 | 0 | 0.0 | 0 | 0 |
| BSU | 1/0 | 0 | 0 | 0.0 | 0 | 0 |
| at UNM | 0/0 | 0 | 0 | 0.0 | 0 | 0 |



8 - HALE MOTU'APUAKA
DT • 6-1 • 290 • SR-4L
Honolulu, Hawaii
(Punahou HS)

CAREER STATS - DEFENSE

| Year | G/GS | UA-AT-TT | TFL | Sack | INT | PB | FF | FR |
|--------------|--------------|------------------|----------------|---------------|------------|----------|----------|----------|
| 2018 | 2/0 | 0-0-0 | 0.0-0 | 0.0-0 | 0-0 | 0 | 0 | 0 |
| 2019 | 12/0 | 5-8-13 | 0.5-0 | 0.0-0 | 0-0 | 0 | 0 | 0 |
| 2020 | 6/2 | 2-6-8 | 0.0-0 | 0.0-0 | 0-0 | 0 | 0 | 0 |
| 2021 | 14/14 | 10-16-26 | 8.0-36 | 2.5-19 | 0-0 | 0 | 0 | 0 |
| 2022 | 12/12 | 15-20-35 | 8.0-38 | 5.0-32 | 0-0 | 0 | 0 | 0 |
| 2023 | 10/10 | 12-17-29 | 3.0-10 | 2.0-7 | 0-0 | 0 | 0 | 0 |
| TOTAL | 56/38 | 44-67-111 | 19.5-84 | 9.5-58 | 0-0 | 0 | 0 | 0 |

CAREER HIGHS - DEFENSE

Tackles: 7, vs. UNLV (9/24/22)
TFL: 2.5, vs. two opponents
Sacks: 2.0, vs. two opponents
QBH: 4, vs. Colorado State (10/7/23)
Blocked Kick: 1, vs. San Diego State (10/31/20)

GAME-BY-GAME DEFENSE

| 2023 | G/GS | U-A-T | TFL | Sack | INT | PB | QH | F/R |
|----------|------|-------|-------|-------|-----|----|----|-----|
| at Iowa | 0/0 | 0-0-0 | 0.0-0 | 0.0-0 | 0 | 0 | 0 | 0/0 |
| ISU | 1/1 | 0-0-0 | 0.0-0 | 0.0-0 | 0 | 0 | 0 | 0/0 |
| at AFA | 1/1 | 2-2-4 | 0.0-0 | 0.0-0 | 0 | 0 | 0 | 0/0 |
| JMU | 1/1 | 1-0-1 | 0.0-0 | 0.0-0 | 0 | 0 | 0 | 0/0 |
| at UConn | 1/1 | 0-2-2 | 0.0-0 | 0.0-0 | 0 | 0 | 0 | 0/0 |
| CSU | 1/1 | 2-1-3 | 0.0-0 | 0.0-0 | 0 | 0 | 4 | 0/0 |
| FS | 1/1 | 1-3-4 | 1.0-3 | 1.0-3 | 0 | 0 | 0 | 0/0 |
| at SJSU | 1/1 | 3-3-6 | 0.5-2 | 0.0-0 | 0 | 0 | 0 | 0/0 |
| at SDSU | 1/1 | 1-1-2 | 0.0-0 | 0.0-0 | 0 | 0 | 0 | 0/0 |
| NEV | 1/1 | 2-3-5 | 1.0-4 | 1.0-4 | 0 | 0 | 0 | 0/0 |
| BSU | 1/1 | 0-2-2 | 0.5-1 | 0.0-0 | 0 | 0 | 0 | 0/0 |
| at UNM | 0/0 | 0-0-0 | 0.0-0 | 0.0-0 | 0 | 0 | | |



| | | | | | | | | |
|-------------|-------------|--------------|------------|-------------|------------|-----------|-----------|------------|
| AFA | 1/1 | 0-4-4 | 0.0-0 | 0.0-0 | 0 | 0 | 0 | 0/0 |
| at CSU | 0/0 | 0-0-0 | 0.0-0 | 0.0-0 | 0 | 0 | 0/0 | |
| 2019 | G/GS | U-A-T | TFL | Sack | INT | PB | QH | F/R |
| at WF | 1/0 | 1-1-2 | 0.0-0 | 0.0-0 | 0 | 0 | 0/0 | |
| SB | 1/0 | 1-2-3 | 0.0-0 | 0.0-0 | 0 | 0 | 0/0 | |
| at SDSU | 1/0 | 0-0-0 | 0.0-0 | 0.0-0 | 0 | 0 | 0/0 | |
| CSU | 1/0 | 0-1-1 | 0.0-0 | 0.0-0 | 0 | 0 | 0/0 | |
| at LSU | 0/0 | 0-0-0 | 0.0-0 | 0.0-0 | 0 | 0 | 0/0 | |
| NEV | 1/0 | 0-0-0 | 0.0-0 | 0.0-0 | 0 | 0 | 0/0 | |
| at AFA | 1/0 | 1-0-1 | 0.0-0 | 0.0-0 | 0 | 0 | 0/0 | |
| BYU | 1/0 | 0-1-1 | 0.5-0 | 0.0-0 | 0 | 0 | 1/0 | |
| at FS | 1/0 | 0-0-0 | 0.0-0 | 0.0-0 | 0 | 0 | 0/0 | |
| WYO | 1/0 | 1-0-1 | 0.0-0 | 0.0-0 | 0 | 0 | 0/0 | |
| BSU | 1/0 | 0-3-3 | 0.0-0 | 0.0-0 | 0 | 0 | 0/0 | |
| at UNM | 1/0 | 0-0-0 | 0.0-0 | 0.0-0 | 0 | 0 | 0/0 | |
| vs. KSU | 1/0 | 1-0-1 | 0.0-0 | 0.0-0 | 0 | 0 | 0/0 | |

| | | | | | | | | |
|-------------|-------------|--------------|------------|-------------|------------|-----------|-----------|------------|
| 2018 | G/GS | U-A-T | TFL | Sack | INT | PB | QH | F/R |
| at MSU | 0/0 | 0-0-0 | 0.0-0 | 0.0-0 | 0 | 0 | 0/0 | |
| NMSU | 0/0 | 0-0-0 | 0.0-0 | 0.0-0 | 0 | 0 | 0/0 | |
| TTU | 0/0 | 0-0-0 | 0.0-0 | 0.0-0 | 0 | 0 | 0/0 | |
| AFA | 0/0 | 0-0-0 | 0.0-0 | 0.0-0 | 0 | 0 | 0/0 | |
| at BYU | 0/0 | 0-0-0 | 0.0-0 | 0.0-0 | 0 | 0 | 0/0 | |
| UNLV | 0/0 | 0-0-0 | 0.0-0 | 0.0-0 | 0 | 0 | 0/0 | |
| at WYO | 0/0 | 0-0-0 | 0.0-0 | 0.0-0 | 0 | 0 | 0/0 | |
| UNM | 0/0 | 0-0-0 | 0.0-0 | 0.0-0 | 0 | 0 | 0/0 | |
| at UH | 1/0 | 0-0-0 | 0.0-0 | 0.0-0 | 0 | 0 | 0/0 | |
| SJSU | 1/0 | 0-0-0 | 0.0-0 | 0.0-0 | 0 | 0 | 0/0 | |
| at CSU | 0/0 | 0-0-0 | 0.0-0 | 0.0-0 | 0 | 0 | 0/0 | |
| at BSU | 0/0 | 0-0-0 | 0.0-0 | 0.0-0 | 0 | 0 | 0/0 | |
| vs. UNT | 0/0 | 0-0-0 | 0.0-0 | 0.0-0 | 0 | 0 | 0/0 | |



9 - POUKESI VAKAUTA
DT • 6-0 • 305 • SR-2L
 Euless, Texas
 (Trinity HS)

| | | | | | | | | |
|-------------------------------|-------------|-----------------|---------------|---------------|------------|----------|----------|----------|
| CAREER STATS - DEFENSE | | | | | | | | |
| Year | G/GS | UA-AT-TT | TFL | Sack | INT | PB | FF | FR |
| 2020 | 1/0 | 0-1-1 | 0.5-1 | 0.0-0 | 0-0 | 0 | 0 | 0 |
| 2021 | 14/0 | 6-5-11 | 4.0-13 | 0.5-3 | 0-0 | 0 | 1 | 2 |
| 2022 | 12/6 | 5-8-13 | 3.0-16 | 1.0-13 | 0-0 | 0 | 0 | 0 |
| 2023 | 8/2 | 0-5-5 | 0.5-0 | 0.0-0 | 0-0 | 0 | 0 | 0 |
| TOTAL | 35/8 | 11-19-30 | 8.0-30 | 1.5-16 | 0-0 | 0 | 1 | 2 |

CAREER HIGHS - DEFENSE
 Tackles: 3, vs. three opponents
 TFL: 1.5, vs Memphis (12/27/22)
 Sacks: 1.0, vs Memphis (12/27/22)
 FR: 1, vs. two opponents

| | | | | | | | | |
|-----------------------------|------|-------|-------|-------|-----|----|----|-----|
| GAME-BY-GAME DEFENSE | | | | | | | | |
| 2023 | G/GS | U-A-T | TFL | Sack | INT | PB | QH | F/R |
| at Iowa | 1/1 | 0-1-1 | 0.0-0 | 0.0-0 | 0 | 0 | 0 | 0/0 |
| ISU | 1/0 | 0-1-1 | 0.0-0 | 0.0-0 | 0 | 0 | 0 | 0/0 |
| at AFA | 1/1 | 0-1-1 | 0.0-0 | 0.0-0 | 0 | 0 | 0 | 0/0 |
| JMU | 0/0 | 0-0-0 | 0.0-0 | 0.0-0 | 0 | 0 | 0 | 0/0 |
| at UConn | 0/0 | 0-0-0 | 0.0-0 | 0.0-0 | 0 | 0 | 0 | 0/0 |
| CSU | 0/0 | 0-0-0 | 0.0-0 | 0.0-0 | 0 | 0 | 0 | 0/0 |
| FS | 1/0 | 0-0-0 | 0.0-0 | 0.0-0 | 0 | 0 | 0 | 0/0 |
| at SJSU | 1/0 | 0-1-1 | 0.5-0 | 0.0-0 | 0 | 0 | 0 | 0/0 |
| at SDSU | 1/0 | 0-0-0 | 0.0-0 | 0.0-0 | 0 | 0 | 0 | 0/0 |
| NEV | 1/0 | 0-1-1 | 0.0-0 | 0.0-0 | 0 | 0 | 0 | 0/0 |
| BSU | 1/0 | 0-0-0 | 0.0-0 | 0.0-0 | 0 | 0 | 0 | 0/0 |
| at UNM | 0/0 | 0-0-0 | 0.0-0 | 0.0-0 | 0 | 0 | 0 | 0/0 |

| | | | | | | | | |
|-------------|-------------|--------------|------------|-------------|------------|-----------|-----------|------------|
| 2022 | G/GS | U-A-T | TFL | Sack | INT | PB | QH | F/R |
| UConn | 0/0 | 0-0-0 | 0.0-0 | 0.0-0 | 0 | 0 | 0 | 0/0 |
| at ALA | 1/0 | 0-0-0 | 0.0-0 | 0.0-0 | 0 | 0 | 0 | 0/0 |
| WSU | 1/1 | 0-0-0 | 0.0-0 | 0.0-0 | 0 | 0 | 0 | 0/0 |
| UNLV | 1/0 | 1-0-1 | 0.0-0 | 0.0-0 | 0 | 0 | 0 | 0/0 |
| at BYU | 1/1 | 0-1-1 | 0.0-0 | 0.0-0 | 0 | 0 | 0 | 0/0 |
| AFA | 1/0 | 0-1-1 | 0.0-0 | 0.0-0 | 0 | 0 | 0 | 0/0 |
| at CSU | 1/0 | 0-0-0 | 0.0-0 | 0.0-0 | 0 | 0 | 0 | 0/0 |
| at WYO | 1/0 | 0-0-0 | 0.0-0 | 0.0-0 | 0 | 0 | 0 | 0/0 |

| | | | | | | | | |
|---------|-----|-------|--------|--------|---|---|---|-----|
| UNM | 1/1 | 0-3-3 | 0.0-0 | 0.0-0 | 0 | 0 | 0 | 0/0 |
| at UH | 1/1 | 1-0-1 | 1.0-2 | 0.0-0 | 0 | 0 | 0 | 0/0 |
| SJSU | 1/0 | 1-0-1 | 0.0-0 | 0.0-0 | 0 | 0 | 0 | 0/0 |
| at BSU | 1/1 | 0-0-0 | 0.5-0 | 0.0-0 | 0 | 0 | 0 | 0/0 |
| vs. MEM | 1/0 | 2-1-3 | 1.5-14 | 1.0-13 | 0 | 0 | 0 | 0/0 |

| | | | | | | | | |
|-------------|-------------|--------------|------------|-------------|------------|-----------|-----------|------------|
| 2021 | G/GS | U-A-T | TFL | Sack | INT | PB | QH | F/R |
| at WSU | 1/0 | 0-0-0 | 0.0-0 | 0.0-0 | 0 | 0 | 0 | 0/0 |
| UND | 1/0 | 1-1-2 | 1.0-3 | 0.0-0 | 0 | 0 | 0 | 0/0 |
| at AFA | 1/0 | 1-0-1 | 1.0-1 | 0.0-0 | 0 | 0 | 0 | 0/0 |
| BSU | 1/0 | 1-0-1 | 0.0-0 | 0.0-0 | 0 | 0 | 0 | 0/0 |
| BYU | 1/0 | 0-0-0 | 0.0-0 | 0.0-0 | 0 | 0 | 0 | 0/0 |
| at UNLV | 1/0 | 0-0-0 | 0.0-0 | 0.0-0 | 0 | 0 | 0 | 0/0 |
| CSU | 1/0 | 0-3-3 | 0.5-3 | 0.0-0 | 0 | 0 | 0 | 0/1 |
| UH | 1/0 | 0-0-0 | 0.0-0 | 0.0-0 | 0 | 0 | 1 | 0/1 |
| at NMSU | 1/0 | 1-1-2 | 0.5-3 | 0.5-3 | 0 | 0 | 0 | 1/0 |
| at SJSU | 1/0 | 0-0-0 | 0.0-0 | 0.0-0 | 0 | 0 | 0 | 0/0 |
| WYO | 1/0 | 0-0-0 | 0.0-0 | 0.0-0 | 0 | 0 | 0 | 0/0 |
| at UNM | 1/0 | 0-0-0 | 0.0-0 | 0.0-0 | 0 | 0 | 0 | 0/0 |
| at SDSU | 1/0 | 2-0-2 | 1.0-3 | 0.0-0 | 0 | 0 | 0 | 0/0 |
| vs. OSU | 0/0 | 0-0-0 | 0.0-0 | 0.0-0 | 0 | 0 | 0 | 0/0 |

| | | | | | | | | |
|-------------|-------------|--------------|------------|-------------|------------|-----------|-----------|------------|
| 2020 | G/GS | U-A-T | TFL | Sack | INT | PB | QH | F/R |
| at BSU | 0/0 | 0-0-0 | 0.0-0 | 0.0-0 | 0 | 0 | 0 | 0/0 |
| SDSU | 0/0 | 0-0-0 | 0.0-0 | 0.0-0 | 0 | 0 | 0 | 0/0 |
| at NEV | 1/0 | 0-1-1 | 0.5-0 | 0.0-0 | 0 | 0 | 0 | 0/0 |
| FS | 0/0 | 0-0-0 | 0.0-0 | 0.0-0 | 0 | 0 | 0 | 0/0 |
| at WYO | 0/0 | 0-0-0 | 0.0-0 | 0.0-0 | 0 | 0 | 0 | 0/0 |
| UNM | 0/0 | 0-0-0 | 0.0-0 | 0.0-0 | 0 | 0 | 0 | 0/0 |
| AFA | 0/0 | 0-0-0 | 0.0-0 | 0.0-0 | 0 | 0 | 0 | 0/0 |
| at CSU | 0/0 | 0-0-0 | 0.0-0 | 0.0-0 | 0 | 0 | 0 | 0/0 |



9 - KYLE VAN LEEUWEN
WR • 5-9 • 190 • SR-2L
 Provo, Utah
 (Timpview HS)

| | | | | | | | | |
|---------------------------------|-------------|-----------|------------|------------|----------|-----------|--|--|
| CAREER STATS - RECEIVING | | | | | | | | |
| Year | G/GS | Rec | Yds | Avg | TD | Long | | |
| 2020 | 2/0 | 0 | 0 | 0.0 | 0 | 0 | | |
| 2021 | 14/0 | 8 | 63 | 7.9 | 0 | 15 | | |
| 2022 | 3/3 | 8 | 88 | 11.0 | 1 | 31 | | |
| 2023 | 1/0 | 0 | 0 | 0.0 | 0 | 0 | | |
| TOTAL | 20/3 | 16 | 151 | 9.4 | 1 | 31 | | |

CAREER HIGHS - RECEIVING
 Receptions: 3, vs. three opponents
 Yards: 54, vs. UConn (8/27/22)
 Long Catch: 31, vs. UConn (8/27/22)
 TD: 1, vs. UConn (8/27/22)

| | | | | | | | | |
|-------------------------------|------|-----|-----|-----|----|----|--|--|
| GAME-BY-GAME RECEIVING | | | | | | | | |
| 2023 | G/GS | Rec | Yds | Avg | TD | LG | | |
| at Iowa | 1/0 | 0 | 0 | 0.0 | 0 | 0 | | |
| ISU | 0/0 | 0 | 0 | 0.0 | 0 | 0 | | |
| at AFA | 0/0 | 0 | 0 | 0.0 | 0 | 0 | | |
| JMU | 0/0 | 0 | 0 | 0.0 | 0 | 0 | | |
| at UConn | 0/0 | 0 | 0 | 0.0 | 0 | 0 | | |
| CSU | 0/0 | 0 | 0 | 0.0 | 0 | 0 | | |
| FS | 0/0 | 0 | 0 | 0.0 | 0 | 0 | | |
| at SJSU | 0/0 | 0 | 0 | 0.0 | 0 | 0 | | |
| at SDSU | 0/0 | 0 | 0 | 0.0 | 0 | 0 | | |
| NEV | 0/0 | 0 | 0 | 0.0 | 0 | 0 | | |
| BSU | 0/0 | 0 | 0 | 0.0 | 0 | 0 | | |
| at UNM | 0/0 | 0 | 0 | 0.0 | 0 | 0 | | |

| | | | | | | |
|-------------|-------------|------------|------------|------------|-----------|-----------|
| 2022 | G/GS | Rec | Yds | Avg | TD | LG |
| UConn | 1/1 | 3 | 54 | 18.0 | 1 | 31 |
| at ALA | 1/1 | 2 | 1 | 0.5 | 0 | 3 |
| WSU | 1/1 | 3 | 33 | 11.0 | 0 | 19 |
| UNLV | 0/0 | 0 | 0 | 0.0 | 0 | 0 |
| at BYU | 0/0 | 0 | 0 | 0.0 | 0 | 0 |
| AFA | 0/0 | 0 | 0 | 0.0 | 0 | 0 |
| at CSU | 0/0 | 0 | 0 | 0.0 | 0 | 0 |
| at WYO | 0/0 | 0 | 0 | 0.0 | 0 | 0 |
| UNM | 0/0 | 0 | 0 | 0.0 | 0 | 0 |

| | | | | | | |
|---------|-----|---|---|-----|---|---|
| at UH | 0/0 | 0 | 0 | 0.0 | 0 | 0 |
| SJSU | 0/0 | 0 | 0 | 0.0 | 0 | 0 |
| at BSU | 0/0 | 0 | 0 | 0.0 | 0 | 0 |
| vs. MEM | 0/0 | 0 | 0 | 0.0 | 0 | 0 |

| | | | | | | |
|-------------|-------------|------------|------------|------------|-----------|-----------|
| 2021 | G/GS | Rec | Yds | Avg | TD | LG |
| at WSU | 1/0 | 1 | 13 | 13.0 | 0 | 13 |
| UND | 1/0 | 0 | 0 | 0.0 | 0 | 0 |
| at AFA | 1/0 | 0 | 0 | 0.0 | 0 | 0 |
| BSU | 1/0 | 0 | 0 | 0.0 | 0 | 0 |
| BYU | 1/0 | 3 | 28 | 9.3 | 0 | 10 |
| at UNLV | 1/0 | 0 | 0 | 0.0 | 0 | 0 |
| CSU | 1/0 | 0 | 0 | 0.0 | 0 | 0 |
| UH | 1/0 | 0 | 0 | 0.0 | 0 | 0 |
| at NMSU | 1/0 | 2 | 19 | 9.5 | 0 | 15 |
| at SJSU | 1/0 | 0 | 0 | 0.0 | 0 | 0 |
| WYO | 1/0 | 2 | 3 | 1.5 | 0 | 6 |
| UNM | 1/0 | 0 | 0 | 0.0 | 0 | 0 |
| at SDSU | 1/0 | 0 | 0 | 0.0 | 0 | 0 |
| vs. OSU | 1/0 | 0 | 0 | 0.0 | 0 | 0 |

| | | | | | | |
|-------------|-------------|------------|------------|------------|-----------|-----------|
| 2020 | G/GS | Rec | Yds | Avg | TD | LG |
| at BSU | 0/0 | 0 | 0 | 0.0 | 0 | 0 |
| SDSU | 0/0 | 0 | 0 | 0.0 | 0 | 0 |
| at NEV | 0/0 | 0 | 0 | 0.0 | 0 | 0 |
| FS | 0/0 | 0 | 0 | 0.0 | 0 | 0 |
| at WYO | 0/0 | 0 | 0 | 0.0 | 0 | 0 |
| UNM | 1/0 | 0 | 0 | 0.0 | 0 | 0 |
| AFA | 1/0 | 0 | 0 | 0.0 | 0 | 0 |
| at CSU | 0/0 | 0 | 0 | 0.0 | 0 | 0 |



10 - JAIDEN FRANCOIS
CB • 6-0 • 190 • JR-TR
 Florida City, Florida
 (South Dade HS)
 (UCF)

| | | | | | | | | |
|-------------------------------|-------------|-----------------|--------------|--------------|-------------|----------|----------|----------|
| CAREER STATS - DEFENSE | | | | | | | | |
| Year | G/GS | UA-AT-TT | TFL | Sack | INT | PB | FF | FR |
| 2021 | 4/0 | 0-0-0 | 0.0-0 | 0.0-0 | 0-0 | 0 | 0 | 0 |
| 2022 | 9/0 | 2-0-2 | 0.0-0 | 0.0-0 | 0-0 | 0 | 0 | 0 |
| 2023 | 10/5 | 15-25-40 | 1.5-2 | 0.0-0 | 1-75 | 2 | 0 | 0 |
| TOTAL | 23/5 | 17-25-42 | 1.5-2 | 0.0-0 | 1-75 | 2 | 0 | 0 |

CAREER HIGHS - DEFENSE
 Tackles: 8, at Air Force (9/15/23)
 TFL: 1.5, vs. Idaho State (9/9/23)
 INT: 1, vs. Idaho State (9/9/23)
 PB: 1, vs. two opponents
 TD: 1, vs. Idaho State (9/9/23)
 QBH: 1, vs. Idaho State (9/9/23)

| | | | | | | | | |
|-----------------------------|------|-------|-------|-------|-----|----|----|-----|
| GAME-BY-GAME DEFENSE | | | | | | | | |
| 2023 | G/GS | U-A-T | TFL | Sack | INT | PB | QH | F/R |
| at Iowa | 1/0 | 2-1-3 | 0.0-0 | 0.0-0 | 0 | 0 | 0 | 0/0 |
| ISU | 1/1 | 1-6-7 | 1.5-2 | 0.0-0 | 1 | 0 | 1 | 0/0 |
| at AFA | 1/1 | 4-4-8 | 0.0-0 | 0.0-0 | 0 | 0 | 0 | 0/0 |
| JMU | 1/1 | 3-4-7 | 0.0-0 | 0.0-0 | 0 | 1 | 0 | 0/0 |
| at UConn | 1/0 | 1-1-2 | 0.0-0 | 0.0-0 | 0 | 0 | 0 | 0/0 |
| CSU | 1/1 | 2-2-4 | 0.0-0 | 0.0-0 | 0 | 0 | 0 | 0/0 |



10 - McCAE HILLSTEAD
QB • 5-10 • 185 • FR-HS
 Lehi, Utah
 (Skyridge HS)

CAREER STATS - PASSING

| Year | G/GS | Cmp | Att | Int | Pct | Yds | TD | LG | EFF |
|------|------|-----|-----|-----|------|-------|----|----|-------|
| 2023 | 7/4 | 87 | 147 | 8 | .592 | 1,005 | 10 | 76 | 128.2 |

CAREER HIGHS - PASSING

Attempts: 47, vs. James Madison (9/23/23)
 Completions: 25, vs. James Madison (9/23/23)
 Passing Yards: 399, vs. James Madison (9/23/23)
 TD: 4, vs. James Madison (9/23/23)
 Long Pass: 76, vs. James Madison (9/23/23)

CAREER STATS - RUSHING

| Year | Rush | Yds | Avg | TD | Long |
|------|------|-----|-----|----|------|
| 2023 | 41 | 39 | 1.0 | 0 | 18 |

CAREER HIGHS - RUSHING

Rushes: 8, at San José State (10/21/23)
 Yards: 26, at UConn (9/30/23)
 Long Rush: 18, vs. two opponents

CAREER STATS - TOTAL OFFENSE

| Year | Rush | Pass | Total | Avg/G |
|------|------|-------|-------|-------|
| 2023 | 39 | 1,005 | 1,044 | 149.1 |

GAME-BY-GAME PASSING

| 2023 | G/GS | Cmp | Att | Pct | Yds | TD | INT | LG |
|----------|------|-----|-----|------|-----|----|-----|----|
| at Iowa | 0/0 | 0 | 0 | .000 | 0 | 0 | 0 | 0 |
| ISU | 1/0 | 3 | 5 | .600 | 18 | 0 | 0 | 10 |
| at AFA | 1/0 | 18 | 27 | .667 | 202 | 3 | 0 | 31 |
| JMU | 1/1 | 25 | 47 | .532 | 399 | 4 | 3 | 76 |
| at UConn | 1/1 | 6 | 11 | .545 | 111 | 1 | 2 | 63 |
| CSU | 0/0 | 0 | 0 | .000 | 0 | 0 | 0 | 0 |
| FS | 0/0 | 0 | 0 | .000 | 0 | 0 | 0 | 0 |
| at SJSU | 1/1 | 17 | 29 | .586 | 160 | 2 | 2 | 25 |
| at SDSU | 1/1 | 12 | 16 | .750 | 62 | 0 | 0 | 14 |
| NEV | 0/0 | 0 | 0 | .000 | 0 | 0 | 0 | 0 |
| BSU | 1/0 | 6 | 12 | .500 | 53 | 0 | 1 | 18 |
| at UNM | 0/0 | 0 | 0 | .000 | 0 | 0 | 0 | 0 |

GAME-BY-GAME RUSHING

| 2023 | Att | Yds | Avg | TD | LG |
|----------|-----|-----|------|----|----|
| at Iowa | 0 | 0 | 0.0 | 0 | 0 |
| ISU | 2 | 17 | 8.5 | 0 | 18 |
| at AFA | 7 | 6 | 1.2 | 0 | 18 |
| JMU | 6 | -26 | -4.3 | 0 | 8 |
| at UConn | 6 | 26 | 4.3 | 0 | 12 |
| CSU | 0 | 0 | 0.0 | 0 | 0 |
| FS | 0 | 0 | 0.0 | 0 | 0 |
| at SJSU | 8 | 10 | 1.2 | 0 | 8 |
| at SDSU | 7 | 14 | 2.0 | 0 | 17 |
| NEV | 0 | 0 | 0.0 | 0 | 0 |
| BSU | 5 | -8 | -1.6 | 0 | 3 |
| at UNM | 0 | 0 | 0.0 | 0 | 0 |



11 - ZION ANDREASEN
DE • 6-4 • 230 • FR-HS
 Salt Lake City, Utah
 (East HS)

CAREER STATS - DEFENSE

| Year | G/GS | UA-AT-TT | TFL | Sack | INT | PB | FF | FR |
|------|------|----------|-------|-------|-----|----|----|----|
| 2023 | 1/0 | 0-1-1 | 0.0-0 | 0.0-0 | 0-0 | 0 | 0 | 0 |

CAREER HIGHS - DEFENSE

Tackles: 1, vs. Idaho State (9/9/23)

GAME-BY-GAME DEFENSE

| 2023 | G/GS | U-A-T | TFL | Sack | INT | PB | QH | F/R |
|---------|------|-------|-------|-------|-----|----|----|-----|
| at Iowa | 0/0 | 0-0-0 | 0.0-0 | 0.0-0 | 0 | 0 | 0 | 0/0 |
| ISU | 1/0 | 0-1-1 | 0.0-0 | 0.0-0 | 0 | 0 | 0 | 0/0 |
| at AFA | 0/0 | 0-0-0 | 0.0-0 | 0.0-0 | 0 | 0 | 0 | 0/0 |
| JMU | 0/0 | 0-0-0 | 0.0-0 | 0.0-0 | 0 | 0 | 0 | 0/0 |

| | | | | | | | | |
|----------|-----|-------|-------|-------|---|---|---|-----|
| at UConn | 0/0 | 0-0-0 | 0.0-0 | 0.0-0 | 0 | 0 | 0 | 0/0 |
| CSU | 0/0 | 0-0-0 | 0.0-0 | 0.0-0 | 0 | 0 | 0 | 0/0 |
| FS | 0/0 | 0-0-0 | 0.0-0 | 0.0-0 | 0 | 0 | 0 | 0/0 |
| at SJSU | 0/0 | 0-0-0 | 0.0-0 | 0.0-0 | 0 | 0 | 0 | 0/0 |
| at SDSU | 0/0 | 0-0-0 | 0.0-0 | 0.0-0 | 0 | 0 | 0 | 0/0 |
| NEV | 0/0 | 0-0-0 | 0.0-0 | 0.0-0 | 0 | 0 | 0 | 0/0 |
| BSU | 0/0 | 0-0-0 | 0.0-0 | 0.0-0 | 0 | 0 | 0 | 0/0 |
| at UNM | 0/0 | 0-0-0 | 0.0-0 | 0.0-0 | 0 | 0 | 0 | 0/0 |



11 - KAHANU DAVIS
WR • 5-10 • 180 • JR-TR
 Kapa'a, Hawaii
 (Kapa'a HS)
 (Southwestern College)

CAREER STATS - RECEIVING

| Year | G/GS | Rec | Yds | Avg | TD | Long |
|------|------|-----|-----|-----|----|------|
| 2023 | 4/0 | 2 | 14 | 7.0 | 0 | 10 |

CAREER HIGHS - RECEIVING

Receptions: 2, vs. Idaho State (9/9/23)
 Yards: 14, vs. Idaho State (9/9/23)
 Long Catch: 10, vs. Idaho State (9/9/23)

GAME-BY-GAME RECEIVING

| 2023 | G/GS | Rec | Yds | Avg | TD | LG |
|----------|------|-----|-----|-----|----|----|
| at Iowa | 1/0 | 0 | 0 | 0.0 | 0 | 0 |
| ISU | 1/0 | 2 | 14 | 7.0 | 0 | 10 |
| at AFA | 0/0 | 0 | 0 | 0.0 | 0 | 0 |
| JMU | 1/0 | 0 | 0 | 0.0 | 0 | 0 |
| at UConn | 1/0 | 0 | 0 | 0.0 | 0 | 0 |
| CSU | 0/0 | 0 | 0 | 0.0 | 0 | 0 |
| FS | 0/0 | 0 | 0 | 0.0 | 0 | 0 |
| at SJSU | 0/0 | 0 | 0 | 0.0 | 0 | 0 |
| at SDSU | 0/0 | 0 | 0 | 0.0 | 0 | 0 |
| NEV | 0/0 | 0 | 0 | 0.0 | 0 | 0 |
| BSU | 0/0 | 0 | 0 | 0.0 | 0 | 0 |
| at UNM | 0/0 | 0 | 0 | 0.0 | 0 | 0 |



12 - SIMEON HARRIS
S • 5-11 • 185 • SO-TR
 Vallejo, California
 (Benicia HS)
 (Colorado)

CAREER STATS - DEFENSE


| Year | G/GS | UA-AT-TT | TFL | Sack | INT | PB | FF | FR |
|--------------|--------------|-----------------|---------------|--------------|------------|----------|----------|----------|
| 2022 | 11/4 | 15-5-20 | 0.0-0 | 0.0-0 | 0-0 | 0 | 0 | 0 |
| 2023 | 11/8 | 24-20-44 | 2.5-10 | 0.0-0 | 1-0 | 4 | 0 | 0 |
| TOTAL | 22/12 | 39-25-64 | 2.5-10 | 0.0-0 | 1-0 | 4 | 0 | 0 |

CAREER HIGHS - DEFENSE

Tackles: 8, vs. three teams
 TFL: 1.0, vs. two opponents
 INT: 1, vs. Colorado State (10/7/23)
 PBU: 1, vs. four opponents

GAME-BY-GAME DEFENSE

| 2023 | G/GS | U-A-T | TFL | Sack | INT | PB | QH | F/R |
|----------|------|-------|-------|-------|-----|----|----|-----|
| at Iowa | 1/1 | 8-0-8 | 0.0-0 | 0.0-0 | 0 | 1 | 0 | 0/0 |
| ISU | 1/1 | 3-5-8 | 0.0-0 | 0.0-0 | 0 | 0 | 0 | 0/0 |
| at AFA | 1/1 | 4-1-5 | 0.0-0 | 0.0-0 | 0 | 0 | 0 | 0/0 |
| JMU | 1/1 | 1-3-4 | 0.0-0 | 0.0-0 | 0 | 0 | 0 | 0/0 |
| at UConn | 1/1 | 1-0-1 | 1.0-3 | 0.0-0 | 0 | 0 | 0 | 0/0 |
| CSU | 1/0 | 3-3-6 | 0.0-0 | 0.0-0 | 1 | 1 | 0 | 0/0 |
| FS | 1/0 | 1-2-3 | 0.0-0 | 0.0-0 | 0 | 0 | 0 | 0/0 |
| at SJSU | 1/1 | 1-0-1 | 1.0-3 | 0.0-0 | 0 | 0 | 0 | 0/0 |
| at SDSU | 1/0 | 2-0-2 | 0.0-0 | 0.0-0 | 0 | 1 | 0 | 0/0 |
| NEV | 1/1 | 0-3-3 | 0.0-0 | 0.0-0 | 0 | 1 | 0 | 0/0 |
| BSU | 1/1 | 0-3-3 | 0.5-4 | 0.0-0 | 0 | 0 | 0 | 0/0 |
| at UNM | 0/0 | 0-0-0 | 0.0-0 | 0.0-0 | 0 | 0 | 0 | 0/0 |



12 - CHASE TUATAGALOA
TE • 6-4 • 230 • FR-RS
 Orem, Utah
 (Orem HS)

CAREER STATS - RECEIVING


| Year | G/GS | Rec | Yds | Avg | TD | Long |
|------|------|-----|-----|-----|----|------|
| 2023 | 3/0 | 0 | 0 | 0.0 | 0 | 0 |

CAREER HIGHS - RECEIVING

NA

GAME-BY-GAME RECEIVING

| 2023 | G/GS | Rec | Yds | Avg | TD | LG |
|----------|------|-----|-----|-----|----|----|
| at Iowa | 0/0 | 0 | 0 | 0.0 | 0 | 0 |
| ISU | 1/0 | 0 | 0 | 0.0 | 0 | 0 |
| at AFA | 1/0 | 0 | 0 | 0.0 | 0 | 0 |
| JMU | 0/0 | 0 | 0 | 0.0 | 0 | 0 |
| at UConn | 0/0 | 0 | 0 | 0.0 | 0 | 0 |
| CSU | 0/0 | 0 | 0 | 0.0 | 0 | 0 |
| FS | 0/0 | 0 | 0 | 0.0 | 0 | 0 |
| at SJSU | 0/0 | 0 | 0 | 0.0 | 0 | 0 |
| at SDSU | 1/0 | 0 | 0 | 0.0 | 0 | 0 |
| NEV | 0/0 | 0 | 0 | 0.0 | 0 | 0 |
| BSU | 0/0 | 0 | 0 | 0.0 | 0 | 0 |
| at UNM | 0/0 | 0 | 0 | 0.0 | 0 | 0 |



13 - AL ASHFORD III
CB • 6-0 • 180 • SO-TR
 Denver, Colorado
 (Cherry Creek HS)
 (Wisconsin)

CAREER STATS - DEFENSE

| Year | G/GS | UA-AT-TT | TFL | Sack | INT | PB | FF | FR |
|--------------|-------------|--------------|--------------|--------------|------------|----------|----------|----------|
| 2022 | 4/0 | 0-0-0 | 0.0-0 | 0.0-0 | 0-0 | 0 | 0 | 0 |
| 2023 | 11/0 | 0-4-4 | 0.0-0 | 0.0-0 | 0-0 | 0 | 0 | 0 |
| TOTAL | 15/0 | 0-4-4 | 0.0-0 | 0.0-0 | 0-0 | 0 | 0 | 0 |

CAREER HIGHS - DEFENSE

Tackles: 2, at San José State (10/21/23)

GAME-BY-GAME DEFENSE

| 2023 | G/GS | U-A-T | TFL | Sack | INT | PB | QH | F/R |
|----------|------|-------|-------|-------|-----|----|----|-----|
| at Iowa | 1/0 | 0-0-0 | 0.0-0 | 0.0-0 | 0 | 0 | 0 | 0/0 |
| ISU | 1/0 | 0-1-1 | 0.0-0 | 0.0-0 | 0 | 0 | 0 | 0/0 |
| at AFA | 1/0 | 0-0-0 | 0.0-0 | 0.0-0 | 0 | 0 | 0 | 0/0 |
| JMU | 1/0 | 0-0-0 | 0.0-0 | 0.0-0 | 0 | 0 | 0 | 0/0 |
| at UConn | 1/0 | 0-1-1 | 0.0-0 | 0.0-0 | 0 | 0 | 0 | 0/0 |
| CSU | 1/0 | 0-0-0 | 0.0-0 | 0.0-0 | 0 | 0 | 0 | 0/0 |
| FS | 1/0 | 0-0-0 | 0.0-0 | 0.0-0 | 0 | 0 | 0 | 0/0 |
| at SJSU | 1/0 | 0-2-2 | 0.0-0 | 0.0-0 | 0 | 0 | 0 | 0/0 |
| at SDSU | 1/0 | 0-0-0 | 0.0-0 | 0.0-0 | 0 | 0 | 0 | 0/0 |
| NEV | 1/0 | 0-0-0 | 0.0-0 | 0.0-0 | 0 | 0 | 0 | 0/0 |
| BSU | 1/0 | 0-0-0 | 0.0-0 | 0.0-0 | 0 | 0 | 0 | 0/0 |
| at UNM | 0/0 | 0-0-0 | 0.0-0 | 0.0-0 | 0 | 0 | 0 | 0/0 |



14 - BRONSON OLEVAO JR.
ILB • 6-1 • 215 • FR-RS
 Salt Lake City, Utah
 (Highland HS)

CAREER STATS - DEFENSE

| Year | G/GS | UA-AT-TT | TFL | Sack | INT | PB | FF | FR |
|------|------|----------|-------|-------|-----|----|----|----|
| 2023 | 3/0 | 5-1-6 | 2.0-2 | 0.0-0 | 0-0 | 0 | 0 | 0 |

CAREER HIGHS - DEFENSE

Tackles: 3, vs. two teams
 TFL: 2.0, at Iowa (9/2/23)

GAME-BY-GAME DEFENSE

| 2023 | G/GS | U-A-T | TFL | Sack | INT | PB | QH | F/R |
|----------|------|-------|-------|-------|-----|----|----|-----|
| at Iowa | 1/0 | 3-0-3 | 2.0-2 | 0.0-0 | 0 | 0 | 0 | 0/0 |
| ISU | 1/0 | 2-1-3 | 0.0-0 | 0.0-0 | 0 | 0 | 0 | 0/0 |
| at AFA | 0/0 | 0-0-0 | 0.0-0 | 0.0-0 | 0 | 0 | 0 | 0/0 |
| JMU | 1/0 | 0-0-0 | 0.0-0 | 0.0-0 | 0 | 0 | 0 | 0/0 |
| at UConn | 0/0 | 0-0-0 | 0.0-0 | 0.0-0 | 0 | 0 | 0 | 0/0 |





| | | | | | | | | |
|---------|-----|-------|-------|-------|---|---|---|-----|
| CSU | 0/0 | 0-0-0 | 0.0-0 | 0.0-0 | 0 | 0 | 0 | 0/0 |
| FS | 0/0 | 0-0-0 | 0.0-0 | 0.0-0 | 0 | 0 | 0 | 0/0 |
| at SJSU | 0/0 | 0-0-0 | 0.0-0 | 0.0-0 | 0 | 0 | 0 | 0/0 |
| at SDSU | 0/0 | 0-0-0 | 0.0-0 | 0.0-0 | 0 | 0 | 0 | 0/0 |
| NEV | 0/0 | 0-0-0 | 0.0-0 | 0.0-0 | 0 | 0 | 0 | 0/0 |
| BSU | 0/0 | 0-0-0 | 0.0-0 | 0.0-0 | 0 | 0 | 0 | 0/0 |
| at UNM | 0/0 | 0-0-0 | 0.0-0 | 0.0-0 | 0 | 0 | 0 | 0/0 |



15 - OTTO TIA
WR • 6-4 • 215 • SO-1L
Layton, Utah
(Northridge HS)

CAREER STATS - RECEIVING


| Year | G/GS | Rec | Yds | Avg | TD | Long |
|--------------|-------------|----------|-----------|-------------|----------|-----------|
| 2021 | 2/0 | 0 | 0 | 0.0 | 0 | 0 |
| 2022 | 13/0 | 1 | 9 | 9.0 | 0 | 9 |
| 2023 | 5/1 | 5 | 62 | 12.4 | 0 | 37 |
| TOTAL | 20/1 | 6 | 71 | 11.8 | 0 | 37 |

CAREER HIGHS - RECEIVING

Receptions: 3, vs. James Madison (9/23/23)
Yards: 47, vs. James Madison (9/23/23)
Longest Catch: 37, vs. James Madison (9/23/23)

GAME-BY-GAME RECEIVING

| 2023 | G/GS | Rec | Yds | Avg | TD | LG |
|-------------|-------------|------------|------------|------------|-----------|-----------|
| at Iowa | 1/1 | 2 | 15 | 7.5 | 0 | 11 |
| ISU | 0/0 | 0 | 0 | 0.0 | 0 | 0 |
| at AFA | 1/0 | 0 | 0 | 0.0 | 0 | 0 |
| JMU | 1/0 | 3 | 47 | 15.7 | 0 | 37 |
| at UConn | 0/0 | 0 | 0 | 0.0 | 0 | 0 |
| CSU | 1/0 | 0 | 0 | 0.0 | 0 | 0 |
| FS | 1/0 | 0 | 0 | 0.0 | 0 | 0 |
| at SJSU | 0/0 | 0 | 0 | 0.0 | 0 | 0 |
| at SDSU | 0/0 | 0 | 0 | 0.0 | 0 | 0 |
| NEV | 0/0 | 0 | 0 | 0.0 | 0 | 0 |
| BSU | 0/0 | 0 | 0 | 0.0 | 0 | 0 |
| at UNM | 0/0 | 0 | 0 | 0.0 | 0 | 0 |
| 2022 | G/GS | Rec | Yds | Avg | TD | LG |
| UCONN | 1/0 | 0 | 0 | 0.0 | 0 | 0 |
| at ALA | 1/0 | 0 | 0 | 0.0 | 0 | 0 |
| WSU | 1/0 | 0 | 0 | 0.0 | 0 | 0 |
| UNLV | 1/0 | 0 | 0 | 0.0 | 0 | 0 |
| at BYU | 1/0 | 0 | 0 | 0.0 | 0 | 0 |
| AFA | 1/0 | 0 | 0 | 0.0 | 0 | 0 |
| at CSU | 1/0 | 0 | 0 | 0.0 | 0 | 0 |
| at WYO | 1/0 | 0 | 0 | 0.0 | 0 | 0 |
| UNM | 1/0 | 0 | 0 | 0.0 | 0 | 0 |
| at UH | 1/0 | 0 | 0 | 0.0 | 0 | 0 |
| SJSU | 1/0 | 0 | 0 | 0.0 | 0 | 0 |
| at BSU | 1/0 | 0 | 0 | 0.0 | 0 | 0 |
| vs. MEM | 1/0 | 1 | 9 | 9.0 | 0 | 9 |
| 2021 | G/GS | Rec | Yds | Avg | TD | LG |
| at WSU | 1/0 | 0 | 0 | 0.0 | 0 | 0 |
| UND | 1/0 | 0 | 0 | 0.0 | 0 | 0 |
| at AFA | 0/0 | 0 | 0 | 0.0 | 0 | 0 |
| BSU | 0/0 | 0 | 0 | 0.0 | 0 | 0 |
| BYU | 0/0 | 0 | 0 | 0.0 | 0 | 0 |
| at UNLV | 0/0 | 0 | 0 | 0.0 | 0 | 0 |
| CSU | 0/0 | 0 | 0 | 0.0 | 0 | 0 |
| UH | 0/0 | 0 | 0 | 0.0 | 0 | 0 |
| at NMSU | 0/0 | 0 | 0 | 0.0 | 0 | 0 |
| at SJSU | 0/0 | 0 | 0 | 0.0 | 0 | 0 |
| WYO | 0/0 | 0 | 0 | 0.0 | 0 | 0 |
| UNM | 0/0 | 0 | 0 | 0.0 | 0 | 0 |
| at SDSU | 0/0 | 0 | 0 | 0.0 | 0 | 0 |
| vs. OSU | 0/0 | 0 | 0 | 0.0 | 0 | 0 |



16 - LEVI WILLIAMS
QB • 6-5 • 230 • G-JR-1L
Canyon Lake, Texas
(Smithson Valley HS)
(Wyoming)

CAREER STATS - PASSING

| Year | G/GS | Cmp | Att | Int | Pct | Yds | TD | LG | EFF |
|--------------|--------------|------------|------------|-----------|-------------|--------------|-----------|-----------|--------------|
| 2019 | 3/1 | 19 | 39 | 2 | .487 | 343 | 3 | 63 | 137.7 |
| 2020 | 6/5 | 59 | 119 | 3 | .496 | 877 | 1 | 56 | 109.2 |
| 2021 | 9/6 | 72 | 120 | 5 | .600 | 990 | 9 | 74 | 145.7 |
| 2022 | 6/0 | 5 | 17 | 1 | .294 | 28 | 0 | 11 | 31.5 |
| 2023 | 9/0 | 7 | 13 | 0 | .539 | 96 | 2 | 47 | 166.7 |
| TOTAL | 33/12 | 162 | 308 | 11 | .526 | 2,234 | 15 | 74 | 122.5 |

CAREER HIGHS - PASSING

Attempts: 31, at Colorado St. (11/5/20)
Completions: 19, at Colorado St. (11/5/20)
Passing Yards: 321, at Colorado St. (11/5/20)
Long Pass: 74, at Boise St. (11/12/21)
TD: 3, vs. Georgia St. (12/31/19)

CAREER STATS - RUSHING

| Year | Rush | Yds | Avg | TD | Long |
|--------------|------------|------------|------------|-----------|-----------|
| 2019 | 40 | 181 | 4.5 | 2 | 38 |
| 2020 | 56 | 100 | 1.8 | 6 | 21 |
| 2021 | 72 | 482 | 6.7 | 5 | 80 |
| 2022 | 10 | 51 | 5.1 | 0 | 25 |
| 2023 | 11 | 33 | 3.0 | 0 | 11 |
| TOTAL | 189 | 847 | 4.5 | 13 | 80 |

CAREER HIGHS - RUSHING

Rushes: 17, at San José St. (10/13/21)
Yards: 200, vs. Kent St. (12/21/21)
Long Rush: 80, vs. Kent St. (12/21/21)
TD: 4, vs. Kent St. (12/21/21)

CAREER STATS - TOTAL OFFENSE

| Year | Rush | Pass | Total | Avg/G |
|--------------|------------|--------------|--------------|-------------|
| 2019 | 181 | 343 | 524 | 174.7 |
| 2020 | 100 | 877 | 977 | 162.8 |
| 2021 | 482 | 990 | 1,472 | 163.6 |
| 2022 | 51 | 28 | 79 | 13.2 |
| 2023 | 33 | 96 | 129 | 14.3 |
| TOTAL | 847 | 2,334 | 3,181 | 96.4 |

GAME-BY-GAME PASSING

| 2023 | G/GS | Cmp | Att | Pct | Yds | TD | INT | LG |
|-------------|-------------|------------|------------|------------|------------|-----------|------------|-----------|
| at Iowa | 0/0 | 0 | 0 | .000 | 0 | 0 | 0 | 0 |
| ISU | 1/0 | 5 | 7 | .714 | 68 | 2 | 0 | 47 |
| at AFA | 1/0 | 0 | 1 | .000 | 0 | 0 | 0 | 0 |
| JMU | 1/0 | 0 | 0 | .000 | 0 | 0 | 0 | 0 |
| at UConn | 1/0 | 0 | 0 | .000 | 0 | 0 | 0 | 0 |
| CSU | 1/0 | 0 | 0 | .000 | 0 | 0 | 0 | 0 |
| FS | 0/0 | 0 | 0 | .000 | 0 | 0 | 0 | 0 |
| at SJSU | 1/0 | 0 | 0 | .000 | 0 | 0 | 0 | 0 |
| at SDSU | 1/0 | 0 | 0 | .000 | 0 | 0 | 0 | 0 |
| NEV | 1/0 | 0 | 0 | .000 | 0 | 0 | 0 | 0 |
| BSU | 1/0 | 2 | 5 | .400 | 28 | 0 | 0 | 25 |
| at UNM | 0/0 | 0 | 0 | .000 | 0 | 0 | 0 | 0 |
| 2022 | G/GS | Cmp | Att | Pct | Yds | TD | INT | LG |
| UCONN | 1/0 | 0 | 0 | .000 | 0 | 0 | 0 | 0 |
| at ALA | 1/0 | 2 | 5 | .400 | 15 | 0 | 0 | 9 |
| WSU | 0/0 | 0 | 0 | .000 | 0 | 0 | 0 | 0 |
| UNLV | 1/0 | 0 | 0 | .000 | 0 | 0 | 0 | 0 |
| at BYU | 1/0 | 0 | 0 | .000 | 0 | 0 | 0 | 0 |
| AFA | 0/0 | 0 | 0 | .000 | 0 | 0 | 0 | 0 |
| at CSU | 1/0 | 2 | 9 | .222 | 12 | 0 | 0 | 11 |
| at WYO | 0/0 | 0 | 0 | .000 | 0 | 0 | 0 | 0 |
| UNM | 0/0 | 0 | 0 | .000 | 0 | 0 | 0 | 0 |
| at UH | 0/0 | 0 | 0 | .000 | 0 | 0 | 0 | 0 |
| SJSU | 0/0 | 0 | 0 | .000 | 0 | 0 | 0 | 0 |
| at BSU | 0/0 | 0 | 0 | .000 | 0 | 0 | 0 | 0 |
| vs. MEM | 1/0 | 1 | 2 | .500 | 1 | 0 | 1 | 1 |

GAME-BY-GAME RUSHING

| 2023 | Att | Yds | Avg | TD | LG |
|----------|-----|-----|------|----|----|
| at Iowa | 0 | 0 | 0.0 | 0 | 0 |
| ISU | 4 | 30 | 7.5 | 0 | 11 |
| at AFA | 2 | -1 | -0.5 | 0 | 0 |
| JMU | 0 | 0 | 0.0 | 0 | 0 |
| at UConn | 0 | 0 | 0.0 | 0 | 0 |
| CSU | 0 | 0 | 0.0 | 0 | 0 |
| FS | 0 | 0 | 0.0 | 0 | 0 |
| at SJSU | 0 | 0 | 0.0 | 0 | 0 |
| at SDSU | 0 | 0 | 0.0 | 0 | 0 |
| NEV | 0 | 0 | 0.0 | 0 | 0 |
| BSU | 5 | 4 | 0.8 | 0 | 7 |
| at UNM | 0 | 0 | 0.0 | 0 | 0 |

2022

| Att | Yds | Avg | TD | LG | |
|---------|-----|-----|------|----|----|
| UCONN | 1 | 4 | 4.0 | 0 | 4 |
| at ALA | 4 | 2 | 0.5 | 0 | 9 |
| WSU | 0 | 0 | 0.0 | 0 | 0 |
| UNLV | 0 | 0 | 0.0 | 0 | 0 |
| at BYU | 1 | 2 | 2.0 | 0 | 2 |
| AFA | 0 | 0 | 0.0 | 0 | 0 |
| at CSU | 2 | 28 | 14.0 | 0 | 25 |
| at WYO | 0 | 0 | 0.0 | 0 | 0 |
| UNM | 0 | 0 | 0.0 | 0 | 0 |
| at UH | 0 | 0 | 0.0 | 0 | 0 |
| SJSU | 0 | 0 | 0.0 | 0 | 0 |
| at BSU | 0 | 0 | 0.0 | 0 | 0 |
| vs. MEM | 2 | 15 | 7.5 | 0 | 10 |



17 - AVANTE DICKERSON
CB • 6-0 • 175 • R-SO-TR
Omaha, Nebraska
(Westside HS)
(Oregon)

CAREER STATS - DEFENSE


| Year | G/GS | UA-AT-TT | TFL | Sack | INT | PB | FF | FR |
|--------------|-------------|----------------|--------------|--------------|------------|----------|----------|----------|
| 2021 | 12/0 | 5-0-5 | 0.0-0 | 0.0-0 | 0-0 | 0 | 0 | 0 |
| 2022 | 1/0 | 0-0-0 | 0.0-0 | 0.0-0 | 0-0 | 0 | 0 | 0 |
| 2023 | 11/7 | 10-7-17 | 0.0-0 | 0.0-0 | 0-0 | 6 | 0 | 0 |
| TOTAL | 24/7 | 15-7-22 | 0.0-0 | 0.0-0 | 0-0 | 6 | 0 | 0 |

CAREER HIGHS - DEFENSE

Tackles: 4, vs. James Madison (9/23/23)
PBU: 2, vs. two opponents

GAME-BY-GAME DEFENSE

| 2023 | G/GS | U-A-T | TFL | Sack | INT | PB | QH | F/R |
|----------|------|-------|-------|-------|-----|----|----|-----|
| at Iowa | 1/0 | 0-0-0 | 0.0-0 | 0.0-0 | 0 | 0 | 0 | 0/0 |
| ISU | 1/0 | 1-1-2 | 0.0-0 | 0.0-0 | 0 | 2 | 0 | 0/0 |
| at AFA | 1/0 | 1-0-1 | 0.0-0 | 0.0-0 | 0 | 0 | 0 | 0/0 |
| JMU | 1/0 | 3-1-4 | 0.0-0 | 0.0-0 | 0 | 1 | 0 | 0/0 |
| at UConn | 1/1 | 0-1-1 | 0.0-0 | 0.0-0 | 0 | 0 | 0 | 0/0 |
| CSU | 1/1 | 1-1-2 | 0.0-0 | 0.0-0 | 0 | 1 | 0 | 0/0 |
| FS | 1/1 | 2-1-3 | 0.0-0 | 0.0-0 | 0 | 0 | 0 | 0/0 |
| at SJSU | 1/1 | 0-0-0 | 0.0-0 | 0.0-0 | 0 | 0 | 0 | 0/0 |
| at SDSU | 1/1 | 1-0-1 | 0.0-0 | 0.0-0 | 0 | 0 | 0 | 0/0 |
| NEV | 1/1 | 1-1-2 | 0.0-0 | 0.0-0 | 0 | 2 | 0 | 0/0 |
| BSU | 1/1 | 0-1-1 | 0.0-0 | 0.0-0 | 0 | 0 | 0 | 0/0 |
| at UNM | 0/0 | 0-0-0 | 0.0-0 | 0.0-0 | 0 | 0 | 0 | 0/0 |



18 - JD DREW
CB • 6-0 • 165 • FR-RS
Tulsa, Oklahoma
(Booker T. Washington HS)

CAREER STATS - DEFENSE

| Year | G/GS | UA-AT-TT | TFL | Sack | INT | PB | FF | FR |
|--------------|-------------|-----------------|--------------|--------------|------------|----------|----------|----------|
| 2022 | 5/0 | 3-1-4 | 0.0-0 | 0.0-0 | 0-0 | 0 | 0 | 0 |
| 2023 | 9/4 | 13-11-24 | 0.0-0 | 0.0-0 | 0-0 | 3 | 0 | 0 |
| TOTAL | 14/4 | 16-12-28 | 0.0-0 | 0.0-0 | 0-0 | 3 | 0 | 0 |

CAREER HIGHS - DEFENSE

Tackles: 7, at UConn (9/30/23)
PBU: 1, vs. three opponents





GAME-BY-GAME DEFENSE

Table with columns: 2023, G/GS, U-A-T, TFL, Sack, INT, PB, QH, F/R. Rows include games at Iowa, ISU, AFA, JMU, UConn, CSU, FS, SJSU, SDSU, NEV, BSU, UNM.

Table with columns: 2022, G/GS, U-A-T, TFL, Sack, INT, PB, QH, F/R. Rows include games at ALA, WSU, UNLV, BYU, AFA, CSU, WYO, UNM, UH, SJSU, BSU, vs. MEM.



19 - AUSTIN OKERWA
WR • 6-1 • 190 • FR-RS
Salt Lake City, Utah
(Skyline HS)

CAREER STATS - RECEIVING

Table with columns: Year, G/GS, Rec, Yds, Avg, TD, Long. Row for 2023: 10/0, 0, 0, 0.0, 0, 0.

CAREER HIGHS - RECEIVING

NA

GAME-BY-GAME RECEIVING

Table with columns: 2023, G/GS, Rec, Yds, Avg, TD, LG. Rows include games at Iowa, ISU, AFA, JMU, UConn, CSU, FS, SJSU, SDSU, NEV, BSU, UNM.



20 - COLE JOYCE
ILB • 6-0 • 223 • SO-1L
Bentonville, Arkansas
(Bentonville HS)
(UCF)

CAREER STATS - DEFENSE

Table with columns: Year, G/GS, UA-AT-TT, TFL, Sack, INT, PB, FF, FR. Rows for 2021, 2022, 2023, and TOTAL.

CAREER HIGHS - DEFENSE

Tackles: 11, at Air Force (9/15/23)
TFL: 1.0, vs. two opponents
Sacks: 1.0, vs. two opponents

GAME-BY-GAME DEFENSE

Table with columns: 2023, G/GS, U-A-T, TFL, Sack, INT, PB, QH, F/R. Rows include games at Iowa, ISU, AFA, JMU, UConn, CSU, FS, SJSU, SDSU, NEV, BSU, UNM.

Table with columns: 2022, G/GS, U-A-T, TFL, Sack, INT, PB, QH, F/R. Rows include games at ALA, WSU, UNLV, BYU, AFA, CSU, WYO, UNM, UH, SJSU, BSU, vs. MEM.



21 - JAYLEN MARTIN
CB • 6-2 • 175 • JR-JC
Los Angeles, California
(Roosevelt HS)
(East Los Angeles College)

CAREER STATS - DEFENSE

Table with columns: Year, G/GS, UA-AT-TT, TFL, Sack, INT, PB, FF, FR. Rows for 2019, 2020, 2021, 2022, and TOTAL.

CAREER HIGHS - DEFENSE

NA

GAME-BY-GAME DEFENSE

Table with columns: 2023, G/GS, U-A-T, TFL, Sack, INT, PB, QH, F/R. Rows include games at Iowa, ISU, AFA, JMU, UConn, CSU, FS, SJSU, SDSU, NEV, BSU, UNM.



22 - MICHAEL ANYANWU
CB • 5-9 • 180 • G-SR-4L
Covina, California
(Charter Oak HS)

CAREER STATS - DEFENSE

Table with columns: Year, G/GS, UA-AT-TT, TFL, Sack, INT, PB, FF, FR. Rows for 2019, 2020, 2021, 2022, 2023, and TOTAL.

CAREER HIGHS - DEFENSE

Tackles: 9, vs. Weber State (9/10/22)
TFL: 1.0, vs. two opponents
INT: 1, vs. Weber State (9/10/22)
FF: 1, vs. three opponents
FR: 1, vs. two opponents
PBU: 3, at Colorado St. (10/15/22)

GAME-BY-GAME DEFENSE

Table with columns: 2023, G/GS, U-A-T, TFL, Sack, INT, PB, QH, F/R. Rows include games at Iowa, ISU, AFA, JMU, UConn, CSU, FS, SJSU, SDSU, NEV, BSU, UNM.

Table with columns: 2022, G/GS, U-A-T, TFL, Sack, INT, PB, QH, F/R. Rows include games at ALA, WSU, UNLV, BYU, AFA, CSU, WYO, UNM, UH, SJSU, BSU, vs. MEM.

Table with columns: 2021, G/GS, U-A-T, TFL, Sack, INT, PB, QH, F/R. Rows include games at WSU, UND, AFA, BSU, BYU, UNLV, CSU, UH, NMSU, SJSU, WYO, UNM, SDSU, vs. OSU.

Table with columns: 2020, G/GS, U-A-T, TFL, Sack, INT, PB, QH, F/R. Rows include games at BSU, SDSU, NEV, FS, at WYO, UNM, AFA, at CSU.

Table with columns: 2019, G/GS, U-A-T, TFL, Sack, INT, PB, QH, F/R. Rows include games at WF, SB, at SDSU, CSU, at LSU, NEV, at AFA, BYU, at FS, WYO, BSU.





at UNM 0/0 0-0-0 0.0-0 0.0-0 0 0 0 0/0
vs. KSU 0/0 0-0-0 0.0-0 0.0-0 0 0 0 0/0



23 - DEVIN DYE
S • 6-0 • 185 • SO-JC
San Diego, California
(Cathedral Catholic HS)
(Palomar College)

CAREER STATS - DEFENSE

| Year | G/GS | UA-AT-TT | TFL | Sack | INT | PB | FF | FR |
|------|------|----------|-------|-------|------|----|----|----|
| 2023 | 11/7 | 36-42-78 | 0.5-2 | 0.0-0 | 2-14 | 6 | 1 | 1 |

CAREER HIGHS - DEFENSE

Tackles: 14, vs. Boise State (11/18/23)
TFL: 0.5, vs. James Madison (9/23/23)
INT: 1, vs. two opponents
PBU: 2, vs. Fresno State (10/13/23)
FF: 1, at San José State (10/21/23)
FR: 1, at San José State (10/21/23)

GAME-BY-GAME DEFENSE

| 2023 | G/GS | U-A-T | TFL | Sack | INT | PB | QH | F/R |
|----------|------|---------|-------|-------|-----|----|----|-----|
| at Iowa | 1/0 | 0-0-0 | 0.0-0 | 0.0-0 | 0 | 0 | 0 | 0/0 |
| ISU | 1/0 | 2-0-2 | 0.0-0 | 0.0-0 | 0 | 1 | 0 | 0/0 |
| at AFA | 1/0 | 1-3-4 | 0.0-0 | 0.0-0 | 0 | 0 | 0 | 0/0 |
| JMU | 1/0 | 3-6-9 | 0.5-2 | 0.0-0 | 1 | 1 | 0 | 0/0 |
| at UConn | 1/1 | 4-6-10 | 0.0-0 | 0.0-0 | 1 | 0 | 0 | 0/0 |
| CSU | 1/1 | 3-3-6 | 0.0-0 | 0.0-0 | 0 | 1 | 0 | 0/0 |
| FS | 1/1 | 2-4-6 | 0.0-0 | 0.0-0 | 0 | 2 | 0 | 0/0 |
| at SJSU | 1/1 | 7-2-9 | 0.0-0 | 0.0-0 | 0 | 0 | 0 | 1/1 |
| at SDSU | 1/1 | 6-3-9 | 0.0-0 | 0.0-0 | 0 | 0 | 0 | 0/0 |
| NEV | 1/1 | 4-5-9 | 0.0-0 | 0.0-0 | 0 | 1 | 0 | 0/0 |
| BSU | 1/1 | 4-10-14 | 0.0-0 | 0.0-0 | 0 | 0 | 0 | 0/0 |
| at UNM | 0/0 | 0-0-0 | 0.0-0 | 0.0-0 | 0 | 0 | 0 | 0/0 |



24 - GABRIEL BRYAN
CB • 6-0 • 180 • JR-JC
Windsor, Connecticut
(Windsor HS)
(Navarro CC)

CAREER STATS - DEFENSE

| Year | G/GS | UA-AT-TT | TFL | Sack | INT | PB | FF | FR |
|-------|------|----------|-------|-------|-----|----|----|----|
| 2019 | 1/0 | 0-0-0 | 0.0-0 | 0.0-0 | 0-0 | 0 | 0 | 0 |
| 2020 | 2/0 | 3-6-9 | 0.5-1 | 0.0-0 | 0-0 | 1 | 0 | 1 |
| 2021 | 8/0 | 22-11-33 | 1.0-1 | 0.0-0 | 1-0 | 6 | 0 | 0 |
| 2023 | 2/1 | 3-0-3 | 0.0-0 | 0.0-0 | 0-0 | 2 | 0 | 0 |
| TOTAL | 13/1 | 28-17-45 | 1.5-2 | 0.0-0 | 1-0 | 9 | 0 | 1 |

CAREER HIGHS - DEFENSE

Tackles: 12, at Saint Francis (PA) (9/18/21)
TFL: 1.0, at Saint Francis (PA) (9/18/21)
INT: 1, vs. Central Connecticut (9/11/21)
PBU: 4, vs. Bryant (10/23/21)
FR: 1, vs. Duquesne (3/14/21)

GAME-BY-GAME DEFENSE

| 2023 | G/GS | U-A-T | TFL | Sack | INT | PB | QH | F/R |
|----------|------|-------|-------|-------|-----|----|----|-----|
| at Iowa | 1/0 | 1-0-1 | 0.0-0 | 0.0-0 | 0 | 0 | 0 | 0/0 |
| ISU | 1/1 | 2-0-2 | 0.0-0 | 0.0-0 | 0 | 2 | 0 | 0/0 |
| at AFA | 0/0 | 0-0-0 | 0.0-0 | 0.0-0 | 0 | 0 | 0 | 0/0 |
| JMU | 0/0 | 0-0-0 | 0.0-0 | 0.0-0 | 0 | 0 | 0 | 0/0 |
| at UConn | 0/0 | 0-0-0 | 0.0-0 | 0.0-0 | 0 | 0 | 0 | 0/0 |
| CSU | 0/0 | 0-0-0 | 0.0-0 | 0.0-0 | 0 | 0 | 0 | 0/0 |
| FS | 0/0 | 0-0-0 | 0.0-0 | 0.0-0 | 0 | 0 | 0 | 0/0 |
| at SJSU | 0/0 | 0-0-0 | 0.0-0 | 0.0-0 | 0 | 0 | 0 | 0/0 |
| at SDSU | 0/0 | 0-0-0 | 0.0-0 | 0.0-0 | 0 | 0 | 0 | 0/0 |
| NEV | 0/0 | 0-0-0 | 0.0-0 | 0.0-0 | 0 | 0 | 0 | 0/0 |
| BSU | 0/0 | 0-0-0 | 0.0-0 | 0.0-0 | 0 | 0 | 0 | 0/0 |
| at UNM | 0/0 | 0-0-0 | 0.0-0 | 0.0-0 | 0 | 0 | 0 | 0/0 |



25 - QUENTIN RILEY
WR • 6-1 • 195 • FR-RS
Meridian, Idaho
(Meridian HS)

CAREER STATS - RECEIVING

| Year | G/GS | Rec | Yds | Avg | TD | Long |
|-------|------|-----|-----|-----|----|------|
| 2023 | 1/0 | 0 | 0 | 0.0 | 0 | 0 |
| TOTAL | 1/0 | 0 | 0 | 0.0 | 0 | 0 |

CAREER HIGHS - RECEIVING

NA

GAME-BY-GAME RECEIVING

| 2023 | G/GS | Rec | Yds | Avg | TD | LG |
|----------|------|-----|-----|-----|----|----|
| at Iowa | 0/0 | 0 | 0 | 0.0 | 0 | 0 |
| ISU | 1/0 | 0 | 0 | 0.0 | 0 | 0 |
| at AFA | 0/0 | 0 | 0 | 0.0 | 0 | 0 |
| JMU | 0/0 | 0 | 0 | 0.0 | 0 | 0 |
| at UConn | 0/0 | 0 | 0 | 0.0 | 0 | 0 |
| CSU | 0/0 | 0 | 0 | 0.0 | 0 | 0 |
| FS | 0/0 | 0 | 0 | 0.0 | 0 | 0 |
| at SJSU | 0/0 | 0 | 0 | 0.0 | 0 | 0 |
| at SDSU | 0/0 | 0 | 0 | 0.0 | 0 | 0 |
| NEV | 0/0 | 0 | 0 | 0.0 | 0 | 0 |
| BSU | 0/0 | 0 | 0 | 0.0 | 0 | 0 |
| at UNM | 0/0 | 0 | 0 | 0.0 | 0 | 0 |



26 - KYRESE ROWAN
WR • 5-10 • 185 • JR-1L
Ogden, Utah
(Roy HS)
(Utah)

CAREER STATS - RECEIVING

| Year | G/GS | Rec | Yds | Avg | TD | Long |
|-------|------|-----|-----|-----|----|------|
| 2019 | 1/0 | 0 | 0 | 0.0 | 0 | 0 |
| 2020 | 4/0 | 0 | 0 | 0.0 | 0 | 0 |
| 2021 | 13/0 | 0 | 0 | 0.0 | 0 | 0 |
| 2022 | 7/0 | 1 | 2 | 2.0 | 0 | 2 |
| 2023 | 11/0 | 1 | 4 | 4.0 | 0 | 4 |
| TOTAL | 36/0 | 2 | 6 | 3.0 | 0 | 4 |

CAREER HIGHS - RECEIVING

Receptions: 1, vs. two opponents
Yards: 4, vs. Idaho State (9/9/23)
Long Catch: 4, vs. Idaho State (9/9/23)
Blocked Punt: 1, vs. Boise State (11/18/23)

GAME-BY-GAME RECEIVING

| 2023 | G/GS | Rec | Yds | Avg | TD | LG |
|----------|------|-----|-----|-----|----|----|
| at Iowa | 1/0 | 0 | 0 | 0.0 | 0 | 0 |
| ISU | 1/0 | 1 | 4 | 4.0 | 0 | 4 |
| at AFA | 1/0 | 0 | 0 | 0.0 | 0 | 0 |
| JMU | 1/0 | 0 | 0 | 0.0 | 0 | 0 |
| at UConn | 1/0 | 0 | 0 | 0.0 | 0 | 0 |
| CSU | 1/0 | 0 | 0 | 0.0 | 0 | 0 |
| FS | 1/0 | 0 | 0 | 0.0 | 0 | 0 |
| at SJSU | 1/0 | 0 | 0 | 0.0 | 0 | 0 |
| at SDSU | 1/0 | 0 | 0 | 0.0 | 0 | 0 |
| NEV | 1/0 | 0 | 0 | 0.0 | 0 | 0 |
| BSU | 1/0 | 0 | 0 | 0.0 | 0 | 0 |
| at UNM | 0/0 | 0 | 0 | 0.0 | 0 | 0 |

| 2022 | G/GS | Rec | Yds | Avg | TD | LG |
|---------|------|-----|-----|-----|----|----|
| UConn | 0/0 | 0 | 0 | 0.0 | 0 | 0 |
| at ALA | 0/0 | 0 | 0 | 0.0 | 0 | 0 |
| WSU | 1/0 | 0 | 0 | 0.0 | 0 | 0 |
| UNLV | 1/0 | 0 | 0 | 0.0 | 0 | 0 |
| at BYU | 1/0 | 0 | 0 | 0.0 | 0 | 0 |
| AFA | 1/0 | 0 | 0 | 0.0 | 0 | 0 |
| at CSU | 1/0 | 0 | 0 | 0.0 | 0 | 0 |
| at WYO | 1/0 | 1 | 2 | 2.0 | 0 | 2 |
| UNM | 1/0 | 0 | 0 | 0.0 | 0 | 0 |
| at UH | 0/0 | 0 | 0 | 0.0 | 0 | 0 |
| SJSU | 0/0 | 0 | 0 | 0.0 | 0 | 0 |
| at BSU | 0/0 | 0 | 0 | 0.0 | 0 | 0 |
| vs. MEM | 0/0 | 0 | 0 | 0.0 | 0 | 0 |



27 - LOGAN PILI
ILB • 6-0 • 225 • R-FR-TR
Provo, Utah
(Timpview HS)
(BYU)

CAREER STATS - DEFENSE

| Year | G/GS | UA-AT-TT | TFL | Sack | INT | PB | FF | FR |
|-------|------|----------|--------|-------|-----|----|----|----|
| 2022 | 3/0 | 3-4-7 | 0.0-0 | 0.0-0 | 0-0 | 0 | 0 | 0 |
| 2023 | 10/1 | 9-15-24 | 3.0-10 | 1.0-6 | 0-0 | 1 | 0 | 0 |
| TOTAL | 13/1 | 12-19-31 | 3.0-10 | 1.0-6 | 0-0 | 1 | 0 | 0 |

CAREER HIGHS - DEFENSE

Tackles: 8, at San Diego State (11/4/23)
TFL: 2.0, at San Diego State (11/4/23)
Sack: 1.0, at San Diego State (11/4/23)
PBU: 1, vs. Colorado State (10/7/23)

GAME-BY-GAME DEFENSE

| 2023 | G/GS | U-A-T | TFL | Sack | INT | PB | QH | F/R |
|----------|------|-------|-------|-------|-----|----|----|-----|
| at Iowa | 1/0 | 0-0-0 | 0.0-0 | 0.0-0 | 0 | 0 | 0 | 0/0 |
| ISU | 0/0 | 0-0-0 | 0.0-0 | 0.0-0 | 0 | 0 | 0 | 0/0 |
| at AFA | 1/0 | 0-1-1 | 0.0-0 | 0.0-0 | 0 | 0 | 0 | 0/0 |
| JMU | 1/0 | 0-0-0 | 0.0-0 | 0.0-0 | 0 | 0 | 0 | 0/0 |
| at UConn | 1/0 | 1-1-2 | 0.0-0 | 0.0-0 | 0 | 0 | 0 | 0/0 |
| CSU | 1/0 | 0-2-2 | 0.0-0 | 0.0-0 | 0 | 1 | 0 | 0/0 |
| FS | 1/0 | 0-0-0 | 0.0-0 | 0.0-0 | 0 | 0 | 0 | 0/0 |
| at SJSU | 1/0 | 1-3-4 | 0.0-0 | 0.0-0 | 0 | 0 | 0 | 0/0 |
| at SDSU | 1/1 | 5-3-8 | 2.0-8 | 1.0-6 | 0 | 0 | 0 | 0/0 |
| NEV | 1/0 | 1-3-4 | 0.0-0 | 0.0-0 | 0 | 0 | 0 | 0/0 |
| BSU | 1/0 | 1-2-3 | 1.0-2 | 0.0-0 | 0 | 0 | 0 | 0/0 |
| at UNM | 0/0 | 0-0-0 | 0.0-0 | 0.0-0 | 0 | 0 | 0 | 0/0 |



30 - JOSH WILLIAMS
ILB • 6-1 • 200 • FR-RS
Mesquite, Texas
(Mesquite HS)

CAREER STATS - DEFENSE

| Year | G/GS | UA-AT-TT | TFL | Sack | INT | PB | FF | FR |
|-------|------|----------|-------|-------|-----|----|----|----|
| 2022 | 4/0 | 0-0-0 | 0.0-0 | 0.0-0 | 0-0 | 0 | 0 | 0 |
| 2023 | 1/0 | 0-0-0 | 0.0-0 | 0.0-0 | 0-0 | 0 | 0 | 0 |
| TOTAL | 5/0 | 0-0-0 | 0.0-0 | 0.0-0 | 0-0 | 0 | 0 | 0 |

CAREER HIGHS - DEFENSE

NA

GAME-BY-GAME DEFENSE

| 2023 | G/GS | U-A-T | TFL | Sack | INT | PB | QH | F/R |
|----------|------|-------|-------|-------|-----|----|----|-----|
| at Iowa | 1/0 | 0-0-0 | 0.0-0 | 0.0-0 | 0 | 0 | 0 | 0/0 |
| ISU | 0/0 | 0-0-0 | 0.0-0 | 0.0-0 | 0 | 0 | 0 | 0/0 |
| at AFA | 0/0 | 0-0-0 | 0.0-0 | 0.0-0 | 0 | 0 | 0 | 0/0 |
| JMU | 0/0 | 0-0-0 | 0.0-0 | 0.0-0 | 0 | 0 | 0 | 0/0 |
| at UConn | 0/0 | 0-0-0 | 0.0-0 | 0.0-0 | 0 | 0 | 0 | 0/0 |
| CSU | 0/0 | 0-0-0 | 0.0-0 | 0.0-0 | 0 | 0 | 0 | 0/0 |
| FS | 0/0 | 0-0-0 | 0.0-0 | 0.0-0 | 0 | 0 | 0 | 0/0 |
| at SJSU | 0/0 | 0-0-0 | 0.0-0 | 0.0-0 | 0 | 0 | 0 | 0/0 |
| at SDSU | 0/0 | 0-0-0 | 0.0-0 | 0.0-0 | 0 | 0 | 0 | 0/0 |
| NEV | 0/0 | 0-0-0 | 0.0-0 | 0.0-0 | 0 | 0 | 0 | 0/0 |
| BSU | 0/0 | 0-0-0 | 0.0-0 | 0.0-0 | 0 | 0 | 0 | 0/0 |
| at UNM | 0/0 | 0-0-0 | 0.0-0 | 0.0-0 | 0 | 0 | 0 | 0/0 |

| 2022 | G/GS | U-A-T | TFL | Sack | INT | PB | QH | F/R |
|---------|------|-------|-------|-------|-----|----|----|-----|
| UConn | 0/0 | 0-0-0 | 0.0-0 | 0.0-0 | 0 | 0 | 0 | 0/0 |
| at ALA | 1/0 | 0-0-0 | 0.0-0 | 0.0-0 | 0 | 0 | 0 | 0/0 |
| WSU | 0/0 | 0-0-0 | 0.0-0 | 0.0-0 | 0 | 0 | 0 | 0/0 |
| UNLV | 0/0 | 0-0-0 | 0.0-0 | 0.0-0 | 0 | 0 | 0 | 0/0 |
| at BYU | 0/0 | 0-0-0 | 0.0-0 | 0.0-0 | 0 | 0 | 0 | 0/0 |
| AFA | 0/0 | 0-0-0 | 0.0-0 | 0.0-0 | 0 | 0 | 0 | 0/0 |
| at CSU | 0/0 | 0-0-0 | 0.0-0 | 0.0-0 | 0 | 0 | 0 | 0/0 |
| at WYO | 0/0 | 0-0-0 | 0.0-0 | 0.0-0 | 0 | 0 | 0 | 0/0 |
| UNM | 0/0 | 0-0-0 | 0.0-0 | 0.0-0 | 0 | 0 | 0 | 0/0 |
| at UH | 0/0 | 0-0-0 | 0.0-0 | 0.0-0 | 0 | 0 | 0 | 0/0 |
| SJSU | 1/0 | 0-0-0 | 0.0-0 | 0.0-0 | 0 | 0 | 0 | 0/0 |
| at BSU | 1/0 | 0-0-0 | 0.0-0 | 0.0-0 | 0 | 0 | 0 | 0/0 |
| vs. MEM | 1/0 | 0-0-0 | 0.0-0 | 0.0-0 | 0 | 0 | 0 | 0/0 |



31 - COOPER JONES
RB • 5-6 • 170 • SR-2L
Elko, Nevada
(Elko HS)
(Butte CC)

CAREER STATS - RUSHING

Table with columns: Year, G/GS, Rush, Yds, Avg, TD, Long. Rows for 2020, 2021, 2022, 2023, and TOTAL.

CAREER HIGHS - RUSHING

Rushes: 8, vs. Idaho State (9/9/23)
Yards: 32, vs. Idaho State (9/9/23)
TD: 1, vs. Idaho State (9/9/23)
Long Rush: 15, vs. Idaho State (9/9/23)

CAREER STATS - PUNT RETURNS

Table with columns: Year, Ret, Yds, Avg, TD, LG. Rows for 2020, 2021, 2022, 2023, and TOTAL.

CAREER HIGHS - PUNT RETURNS

Returns: 4, vs. UNLV (9/24/22)
Yards: 40, vs. UNLV (9/24/22)
Long Return: 18, at BYU (9/29/22)

CAREER STATS - KICKOFF RETURNS

Table with columns: Year, Ret, Yds, Avg, TD, LG. Rows for 2022, 2023, and TOTAL.

CAREER HIGHS - KICKOFF RETURNS

Returns: 3, vs. UNLV (9/24/22)
Yards: 39, vs. UNLV (9/24/22)
Long Return: 20, vs. UNLV (9/24/22)

GAME-BY-GAME RUSHING

Table with columns: 2023, G/GS, Att, Yds, Avg, TD, LG. Rows for various opponents like Iowa, ISU, AFA, JMU, UConn, CSU, FS, SJSU, SDSU, NEV, BSU, UNM.

Table with columns: 2022, G/GS, Att, Yds, Avg, TD, LG. Rows for various opponents like UConn, ALA, WSU, UNLV, BYU, AFA, CSU, WYO, UNM, UH, SJSU, BSU, MEM.

Table with columns: 2021, G/GS, Att, Yds, Avg, TD, LG. Rows for WSU, UND, AFA, BSU.

Table with columns: Opponent, G/GS, Att, Yds, Avg, TD, LG. Rows for BYU, UNLV, CSU, UH, NMSU, SJSU, WYO, UNM, SDSU, OSU.

Table with columns: 2020, G/GS, Att, Yds, Avg, TD, LG. Rows for BSU, SDSU, NEV, FS, WYO, UNM, AFA, CSU.

GAME-BY-GAME PUNT RETURNS

Table with columns: 2023, Ret, Yds, Avg, TD, LG. Rows for Iowa, ISU, AFA, JMU, UConn, CSU, FS, SJSU, SDSU, NEV, BSU, UNM.

Table with columns: 2022, Ret, Yds, Avg, TD, LG. Rows for UConn, ALA, WSU, UNLV, BYU, AFA, CSU, WYO, UNM, UH, SJSU, BSU, MEM.



32 - PAUL FITZGERALD
DE • 6-3 • 240 • FR-SR
Idaho Falls, Idaho
(Thunder Ridge HS)

CAREER STATS - DEFENSE

Table with columns: Year, G/GS, UA-AT-TT, TFL, Sack, INT, PB, FF, FR. Rows for 2022, 2023, and TOTAL.

CAREER HIGHS - DEFENSE


Tackles: 7, vs. Nevada (11/11/23)
TFL: 2.5, vs. Idaho State (9/9/23)
Sacks: 2.0, vs. Idaho State (9/9/23)
PB: 1, vs. Boise State (11/18/23)
FF: 1, vs. Colorado State (10/7/23)
QBH: 1, vs. Colorado State (10/7/23)

GAME-BY-GAME DEFENSE

Table with columns: 2023, G/GS, U-A-T, TFL, Sack, INT, PB, QH, F/R. Rows for Iowa, ISU, AFA, JMU, UConn, CSU, FS, SJSU, SDSU, NEV, BSU, UNM.

Table with columns: Opponent, G/GS, U-A-T, TFL, Sack, INT, PB, QH, F/R. Rows for UConn, CSU, FS, SJSU, SDSU, NEV, BSU, UNM.

Table with columns: 2022, G/GS, U-A-T, TFL, Sack, INT, PB, QH, F/R. Rows for UConn, ALA, WSU, UNLV, BYU, AFA, CSU, WYO, UNM, UH, SJSU, BSU, MEM.



33 - MAX ALFORD
ILB • 6-1 • 235 • SO-1L
Park City, Utah
(Park City HS)

CAREER STATS - DEFENSE

Table with columns: Year, G/GS, UA-AT-TT, TFL, Sack, INT, PB, FF, FR. Rows for 2022, 2023, and TOTAL.

CAREER HIGHS - DEFENSE

Tackles: 9, vs. Memphis (12/27/22)
TFLs: 2.0, vs. Memphis (12/27/22)

CAREER STATS - KICKOFF RETURNS

Table with columns: Year, Ret, Yds, Avg, TD, LG. Rows for 2022, 2023, and TOTAL.

CAREER HIGHS - KICKOFF RETURNS

Returns: 1, vs. San José State (11/19/22)
Yards: 11, vs. San José State (11/19/22)
Long Return: 11, vs. San José State (11/19/22)

GAME-BY-GAME DEFENSE

Table with columns: 2023, G/GS, U-A-T, TFL, Sack, INT, PB, QH, F/R. Rows for Iowa, ISU, AFA, JMU, UConn, CSU, FS, SJSU, SDSU, NEV, BSU, UNM.

Table with columns: 2022, G/GS, U-A-T, TFL, Sack, INT, PB, QH, F/R. Rows for UConn, ALA, WSU, UNLV, BYU, AFA, CSU, WYO, UNM, UH, SJSU, BSU, MEM.





34 - TEEG SLONE
S • 6-0 • 185 • SO-JC
 Rocklin, California
 (Rocklin HS)
 (American River College)

CAREER STATS - DEFENSE

| Year | G/GS | UA-AT-TT | TFL | Sack | INT | PB | FF | FR |
|------|------|----------|-------|-------|-----|----|----|----|
| 2023 | 1/0 | 0-0-0 | 0.0-0 | 0.0-0 | 0-0 | 0 | 0 | 0 |

CAREER HIGHS - DEFENSE

NA

GAME-BY-GAME DEFENSE

| 2023 | G/GS | U-A-T | TFL | Sack | INT | PB | QH | F/R |
|----------|------|-------|-------|-------|-----|----|----|-----|
| at Iowa | 0/0 | 0-0-0 | 0.0-0 | 0.0-0 | 0 | 0 | 0 | 0/0 |
| ISU | 0/0 | 0-0-0 | 0.0-0 | 0.0-0 | 0 | 0 | 0 | 0/0 |
| at AFA | 0/0 | 0-0-0 | 0.0-0 | 0.0-0 | 0 | 0 | 0 | 0/0 |
| JMU | 0/0 | 0-0-0 | 0.0-0 | 0.0-0 | 0 | 0 | 0 | 0/0 |
| at UConn | 0/0 | 0-0-0 | 0.0-0 | 0.0-0 | 0 | 0 | 0 | 0/0 |
| CSU | 0/0 | 0-0-0 | 0.0-0 | 0.0-0 | 0 | 0 | 0 | 0/0 |
| FS | 0/0 | 0-0-0 | 0.0-0 | 0.0-0 | 0 | 0 | 0 | 0/0 |
| at SJSU | 0/0 | 0-0-0 | 0.0-0 | 0.0-0 | 0 | 0 | 0 | 0/0 |
| at SDSU | 1/0 | 0-0-0 | 0.0-0 | 0.0-0 | 0 | 0 | 0 | 0/0 |
| NEV | 0/0 | 0-0-0 | 0.0-0 | 0.0-0 | 0 | 0 | 0 | 0/0 |
| BSU | 0/0 | 0-0-0 | 0.0-0 | 0.0-0 | 0 | 0 | 0 | 0/0 |
| at UNM | 0/0 | 0-0-0 | 0.0-0 | 0.0-0 | 0 | 0 | 0 | 0/0 |



36 - DUSTEN RAMSEYER-BURDETT
S • 5-11 • 190 • SR-SQ
 Anahola, Hawaii
 (Kapaa HS)
 (Linfield College)

CAREER STATS - DEFENSE

| Year | G/GS | UA-AT-TT | TFL | Sack | INT | PB | FF | FR |
|--------------|------------|--------------|--------------|--------------|------------|----------|----------|----------|
| 2022 | 2/0 | 0-0-0 | 0.0-0 | 0.0-0 | 0-0 | 0 | 0 | 0 |
| 2023 | 0/0 | 0-0-0 | 0.0-0 | 0.0-0 | 0-0 | 0 | 0 | 0 |
| TOTAL | 2/0 | 0-0-0 | 0.0-0 | 0.0-0 | 0-0 | 0 | 0 | 0 |

CAREER HIGHS - DEFENSE

NA

GAME-BY-GAME DEFENSE

| 2023 | G/GS | U-A-T | TFL | Sack | INT | PB | QH | F/R |
|----------|------|-------|-------|-------|-----|----|----|-----|
| at Iowa | 0/0 | 0-0-0 | 0.0-0 | 0.0-0 | 0 | 0 | 0 | 0/0 |
| ISU | 0/0 | 0-0-0 | 0.0-0 | 0.0-0 | 0 | 0 | 0 | 0/0 |
| at AFA | 0/0 | 0-0-0 | 0.0-0 | 0.0-0 | 0 | 0 | 0 | 0/0 |
| JMU | 0/0 | 0-0-0 | 0.0-0 | 0.0-0 | 0 | 0 | 0 | 0/0 |
| at UConn | 0/0 | 0-0-0 | 0.0-0 | 0.0-0 | 0 | 0 | 0 | 0/0 |
| CSU | 0/0 | 0-0-0 | 0.0-0 | 0.0-0 | 0 | 0 | 0 | 0/0 |
| FS | 0/0 | 0-0-0 | 0.0-0 | 0.0-0 | 0 | 0 | 0 | 0/0 |
| at SJSU | 0/0 | 0-0-0 | 0.0-0 | 0.0-0 | 0 | 0 | 0 | 0/0 |
| at SDSU | 0/0 | 0-0-0 | 0.0-0 | 0.0-0 | 0 | 0 | 0 | 0/0 |
| NEV | 0/0 | 0-0-0 | 0.0-0 | 0.0-0 | 0 | 0 | 0 | 0/0 |
| BSU | 0/0 | 0-0-0 | 0.0-0 | 0.0-0 | 0 | 0 | 0 | 0/0 |
| at UNM | 0/0 | 0-0-0 | 0.0-0 | 0.0-0 | 0 | 0 | 0 | 0/0 |

| 2022 | G/GS | U-A-T | TFL | Sack | INT | PB | QH | F/R |
|---------|------|-------|-------|-------|-----|----|----|-----|
| UCONN | 0/0 | 0-0-0 | 0.0-0 | 0.0-0 | 0 | 0 | 0 | 0/0 |
| at ALA | 0/0 | 0-0-0 | 0.0-0 | 0.0-0 | 0 | 0 | 0 | 0/0 |
| WSU | 0/0 | 0-0-0 | 0.0-0 | 0.0-0 | 0 | 0 | 0 | 0/0 |
| UNLV | 0/0 | 0-0-0 | 0.0-0 | 0.0-0 | 0 | 0 | 0 | 0/0 |
| at BYU | 0/0 | 0-0-0 | 0.0-0 | 0.0-0 | 0 | 0 | 0 | 0/0 |
| AFA | 0/0 | 0-0-0 | 0.0-0 | 0.0-0 | 0 | 0 | 0 | 0/0 |
| at CSU | 0/0 | 0-0-0 | 0.0-0 | 0.0-0 | 0 | 0 | 0 | 0/0 |
| at WYO | 0/0 | 0-0-0 | 0.0-0 | 0.0-0 | 0 | 0 | 0 | 0/0 |
| UNM | 0/0 | 0-0-0 | 0.0-0 | 0.0-0 | 0 | 0 | 0 | 0/0 |
| at UH | 0/0 | 0-0-0 | 0.0-0 | 0.0-0 | 0 | 0 | 0 | 0/0 |
| SJSU | 0/0 | 0-0-0 | 0.0-0 | 0.0-0 | 0 | 0 | 0 | 0/0 |
| at BSU | 1/0 | 0-0-0 | 0.0-0 | 0.0-0 | 0 | 0 | 0 | 0/0 |
| vs. MEM | 1/0 | 0-0-0 | 0.0-0 | 0.0-0 | 0 | 0 | 0 | 0/0 |



40 - GAVIN BARTHIEL
ILB • 6-0 • 225 • SO-TR
 Lakeland, Florida
 (Lake Gibson HS)
 (Washington State)

CAREER STATS - DEFENSE

| Year | G/GS | UA-AT-TT | TFL | Sack | INT | PB | FF | FR |
|--------------|-------------|---------------|---------------|---------------|------------|----------|----------|----------|
| 2022 | 5/0 | 0-0-0 | 0.0-0 | 0.0-0 | 0-0 | 0 | 0 | 0 |
| 2023 | 11/1 | 4-7-11 | 2.0-12 | 1.0-10 | 0-0 | 1 | 0 | 0 |
| TOTAL | 16/1 | 4-7-11 | 2.0-12 | 1.0-10 | 0-0 | 1 | 0 | 0 |

CAREER HIGHS - DEFENSE

Tackles: 3, vs. three opponents
 TFL: 1.0, at Iowa (9/2/23)
 Sacks: 1.0, at Iowa (9/2/23)
 PBU: 1, vs. Idaho State (9/9/23)

GAME-BY-GAME DEFENSE

| 2023 | G/GS | U-A-T | TFL | Sack | INT | PB | QH | F/R |
|----------|------|-------|--------|--------|-----|----|----|-----|
| at Iowa | 1/1 | 3-0-3 | 1.0-10 | 1.0-10 | 0 | 0 | 0 | 0/0 |
| ISU | 1/0 | 1-2-3 | 0.5-1 | 0.0-0 | 0 | 1 | 0 | 0/0 |
| at AFA | 1/0 | 0-1-1 | 0.0-0 | 0.0-0 | 0 | 0 | 0 | 0/0 |
| JMU | 1/0 | 0-0-0 | 0.0-0 | 0.0-0 | 0 | 0 | 0 | 0/0 |
| at UConn | 1/1 | 0-3-3 | 0.5-1 | 0.0-0 | 0 | 0 | 0 | 0/0 |
| CSU | 1/0 | 0-0-0 | 0.0-0 | 0.0-0 | 0 | 0 | 0 | 0/0 |
| FS | 1/0 | 0-1-1 | 0.0-0 | 0.0-0 | 0 | 0 | 0 | 0/0 |
| at SJSU | 1/0 | 0-0-0 | 0.0-0 | 0.0-0 | 0 | 0 | 0 | 0/0 |
| at SDSU | 1/0 | 0-0-0 | 0.0-0 | 0.0-0 | 0 | 0 | 0 | 0/0 |
| NEV | 1/0 | 0-0-0 | 0.0-0 | 0.0-0 | 0 | 0 | 0 | 0/0 |
| BSU | 1/0 | 0-0-0 | 0.0-0 | 0.0-0 | 0 | 0 | 0 | 0/0 |
| at UNM | 0/0 | 0-0-0 | 0.0-0 | 0.0-0 | 0 | 0 | 0 | 0/0 |



41 - MAKA TU'AKOI
DE • 6-5 • 210 • SO-TR
 West Jordan, Utah
 (Alta HS)
 (Independence CC)

CAREER STATS - DEFENSE

| Year | G/GS | UA-AT-TT | TFL | Sack | INT | PB | FF | FR |
|------|------|----------|-------|-------|-----|----|----|----|
| 2023 | 2/0 | 1-0-1 | 0.0-0 | 0.0-0 | 0-0 | 0 | 0 | 0 |

CAREER HIGHS - DEFENSE

Tackles: 1, vs. Idaho State (9/9/23)

GAME-BY-GAME DEFENSE

| 2023 | G/GS | U-A-T | TFL | Sack | INT | PB | QH | F/R |
|----------|------|-------|-------|-------|-----|----|----|-----|
| at Iowa | 0/0 | 0-0-0 | 0.0-0 | 0.0-0 | 0 | 0 | 0 | 0/0 |
| ISU | 1/0 | 1-0-1 | 0.0-0 | 0.0-0 | 0 | 0 | 0 | 0/0 |
| at AFA | 0/0 | 0-0-0 | 0.0-0 | 0.0-0 | 0 | 0 | 0 | 0/0 |
| JMU | 0/0 | 0-0-0 | 0.0-0 | 0.0-0 | 0 | 0 | 0 | 0/0 |
| at UConn | 0/0 | 0-0-0 | 0.0-0 | 0.0-0 | 0 | 0 | 0 | 0/0 |
| CSU | 0/0 | 0-0-0 | 0.0-0 | 0.0-0 | 0 | 0 | 0 | 0/0 |
| FS | 0/0 | 0-0-0 | 0.0-0 | 0.0-0 | 0 | 0 | 0 | 0/0 |
| at SJSU | 0/0 | 0-0-0 | 0.0-0 | 0.0-0 | 0 | 0 | 0 | 0/0 |
| at SDSU | 1/0 | 0-0-0 | 0.0-0 | 0.0-0 | 0 | 0 | 0 | 0/0 |
| NEV | 0/0 | 0-0-0 | 0.0-0 | 0.0-0 | 0 | 0 | 0 | 0/0 |
| BSU | 0/0 | 0-0-0 | 0.0-0 | 0.0-0 | 0 | 0 | 0 | 0/0 |
| at UNM | 0/0 | 0-0-0 | 0.0-0 | 0.0-0 | 0 | 0 | 0 | 0/0 |



42 - JOHN WARD
DE • 6-4 • 245 • JR-1L
 Palmdale, California
 (Palmdale HS)
 (UCLA)

CAREER STATS - DEFENSE

| Year | G/GS | UA-AT-TT | TFL | Sack | INT | PB | FF | FR |
|--------------|-------------|----------------|---------------|--------------|------------|----------|----------|----------|
| 2019 | 2/0 | 0-0-0 | 0.0-0 | 0.0-0 | 0-0 | 0 | 0 | 0 |
| 2020 | 0/0 | 0-0-0 | 0.0-0 | 0.0-0 | 0-0 | 0 | 0 | 0 |
| 2021 | 1/0 | 0-0-0 | 0.0-0 | 0.0-0 | 0-0 | 0 | 0 | 0 |
| 2022 | 10/0 | 3-7-10 | 3.0-4 | 0.0-0 | 0-0 | 0 | 0 | 0 |
| 2023 | 11/0 | 5-8-13 | 2.0-6 | 0.0-0 | 0-0 | 0 | 0 | 0 |
| TOTAL | 24/0 | 8-15-23 | 5.0-10 | 0.0-0 | 0-0 | 0 | 0 | 0 |


CAREER HIGHS - DEFENSE

Tackles: 3, vs. two opponents
 TFL: 1.5, at Colorado State (10/15/22)
 QBH: 1, vs. two opponents

GAME-BY-GAME DEFENSE

| 2023 | G/GS | U-A-T | TFL | Sack | INT | PB | QH | F/R |
|----------|------|-------|-------|-------|-----|----|----|-----|
| at Iowa | 1/0 | 1-0-1 | 1.0-4 | 0.0-0 | 0 | 0 | 0 | 0/0 |
| ISU | 1/0 | 0-1-1 | 0.0-0 | 0.0-0 | 0 | 0 | 0 | 0/0 |
| at AFA | 1/0 | 1-1-2 | 0.0-0 | 0.0-0 | 0 | 0 | 0 | 0/0 |
| JMU | 1/0 | 0-2-2 | 0.0-0 | 0.0-0 | 0 | 0 | 1 | 0/0 |
| at UConn | 1/0 | 0-1-1 | 0.0-0 | 0.0-0 | 0 | 0 | 0 | 0/0 |
| CSU | 1/0 | 1-1-2 | 0.0-0 | 0.0-0 | 0 | 0 | 0 | 0/0 |
| FS | 1/0 | 1-1-2 | 1.0-2 | 0.0-0 | 0 | 0 | 1 | 0/0 |
| at SJSU | 1/0 | 0-0-0 | 0.0-0 | 0.0-0 | 0 | 0 | 0 | 0/0 |
| at SDSU | 1/0 | 0-1-1 | 0.0-0 | 0.0-0 | 0 | 0 | 0 | 0/0 |
| NEV | 1/0 | 1-0-1 | 0.0-0 | 0.0-0 | 0 | 0 | 0 | 0/0 |
| BSU | 1/0 | 0-0-0 | 0.0-0 | 0.0-0 | 0 | 0 | 0 | 0/0 |
| at UNM | 0/0 | 0-0-0 | 0.0-0 | 0.0-0 | 0 | 0 | 0 | 0/0 |

| 2022 | G/GS | U-A-T | TFL | Sack | INT | PB | QH | F/R |
|---------|------|-------|-------|-------|-----|----|----|-----|
| UCONN | 1/0 | 0-0-0 | 0.0-0 | 0.0-0 | 0 | 0 | 0 | 0/0 |
| at ALA | 1/0 | 1-1-2 | 1.0-2 | 0.0-0 | 0 | 0 | 0 | 0/0 |
| WSU | 1/0 | 0-0-0 | 0.0-0 | 0.0-0 | 0 | 0 | 0 | 0/0 |
| UNLV | 1/0 | 0-1-1 | 0.5-1 | 0.0-0 | 0 | 0 | 0 | 0/0 |
| at BYU | 0/0 | 0-0-0 | 0.0-0 | 0.0-0 | 0 | 0 | 0 | 0/0 |
| AFA | 1/0 | 0-1-1 | 0.0-0 | 0.0-0 | 0 | 0 | 0 | 0/0 |
| at CSU | 1/0 | 0-3-3 | 1.5-1 | 0.0-0 | 0 | 0 | 0 | 0/0 |
| at WYO | 1/0 | 2-1-3 | 0.0-0 | 0.0-0 | 0 | 0 | 0 | 0/0 |
| UNM | 1/0 | 0-0-0 | 0.0-0 | 0.0-0 | 0 | 0 | 0 | 0/0 |
| at UH | 1/0 | 0-0-0 | 0.0-0 | 0.0-0 | 0 | 0 | 0 | 0/0 |
| SJSU | 0/0 | 0-0-0 | 0.0-0 | 0.0-0 | 0 | 0 | 0 | 0/0 |
| at BSU | 0/0 | 0-0-0 | 0.0-0 | 0.0-0 | 0 | 0 | 0 | 0/0 |
| vs. MEM | 1/0 | 0-0-0 | 0.0-0 | 0.0-0 | 0 | 0 | 0 | 0/0 |



43 - KADEN JOLLEY
DE • 6-1 • 245 • JR-SQ
 Fruita, Colorado
 (Fruita HS)

CAREER STATS - DEFENSE

| Year | G/GS | UA-AT-TT | TFL | Sack | INT | PB | FF | FR |
|------|------|----------|-------|-------|-----|----|----|----|
| 2023 | 1/0 | 0-0-0 | 0.0-0 | 0.0-0 | 0-0 | 0 | 0 | 0 |

CAREER HIGHS - DEFENSE

NA

GAME-BY-GAME DEFENSE

| 2023 | G/GS | U-A-T | TFL | Sack | INT | PB | QH | F/R |
|----------|------|-------|-------|-------|-----|----|----|-----|
| at Iowa | 0/0 | 0-0-0 | 0.0-0 | 0.0-0 | 0 | 0 | 0 | 0/0 |
| ISU | 1/0 | 0-0-0 | 0.0-0 | 0.0-0 | 0 | 0 | 0 | 0/0 |
| at AFA | 0/0 | 0-0-0 | 0.0-0 | 0.0-0 | 0 | 0 | 0 | 0/0 |
| JMU | 0/0 | 0-0-0 | 0.0-0 | 0.0-0 | 0 | 0 | 0 | 0/0 |
| at UConn | 0/0 | 0-0-0 | 0.0-0 | | | | | |



GAME-BY-GAME DEFENSE

Table with columns: 2023, G/GS, U-A-T, TFL, Sack, INT, PB, QH, F/R. Rows include games against Iowa, ISU, AFA, JMU, UConn, CSU, FS, SJSU, SDSU, NEV, BSU, UNM.

Table with columns: 2022, G/GS, U-A-T, TFL, Sack, INT, PB, QH, F/R. Rows include games against UConn, ALA, WSU, UNLV, BYU, AFA, CSU, WYO, UNM, UH, SJSU, BSU, MEM.



45 - ENOKA MIGAO DE • 6-4 • 255 • SO-1L Temecula, California (Chaparral HS)

CAREER STATS - DEFENSE

Summary table for Enoka Migao's career defense stats, including Year, G/GS, UA-AT-TT, TFL, Sack, INT, PB, FF, FR.


CAREER HIGHS - DEFENSE

Tackles: 3, vs. three opponents
TFL: 1.0, at San José State (10/21/23)
Sacks: 1.0, at San José State (10/21/23)
QBH: 1, vs. two opponents

GAME-BY-GAME DEFENSE

Table with columns: 2023, G/GS, U-A-T, TFL, Sack, INT, PB, QH, F/R. Rows include games against Iowa, ISU, AFA, JMU, UConn, CSU, FS, SJSU, SDSU, NEV, BSU, UNM.

Table with columns: 2022, G/GS, U-A-T, TFL, Sack, INT, PB, QH, F/R. Rows include games against UConn, ALA, WSU, UNLV, BYU, AFA, CSU, WYO, UNM, UH, SJSU, BSU, MEM.



47 - RYAN MARKS P/PK • 5-11 • 215 • FR-RS Farmington, Utah (Farmington HS)

CAREER STATS - PUNTS

Summary table for Ryan Marks' career punts stats, including Year, GP, No., Yds, Avg, LG, 50+, I20.

CAREER HIGHS - PUNTS

Punts: 6, vs. three opponents
Avg: 49.0, at San José State (10/21/23)
Long: 75, at San José State (10/21/23)
I20: 2, vs. three opponents

CAREER STATS - KICKOFFS

Summary table for Ryan Marks' career kickoffs stats, including Year, GP, No., Yds, Avg, TB.

CAREER HIGHS - KICKOFFS

Kickoffs: 4, at San Diego State (11/4/23)
Avg: 64.7, vs. Idaho State (9/9/23)

GAME-BY-GAME PUNTING

Table with columns: 2023, No., Yds, Avg, LG, I20. Rows include games against Iowa, ISU, AFA, JMU, UConn, CSU, FS, SJSU, SDSU, NEV, BSU, UNM.

GAME-BY-GAME KICKOFFS

Table with columns: 2023, No., Yds, Avg, TB, OB. Rows include games against Iowa, ISU, AFA, JMU, UConn, CSU, FS, SJSU, SDSU, NEV, BSU, UNM.



48 - SENI TUIAKI DT • 6-1 • 280 • SO-1L Salt Lake City, Utah (East HS)

CAREER STATS - DEFENSE

Summary table for Seni Tuiaki's career defense stats, including Year, G/GS, UA-AT-TT, TFL, Sack, INT, PB, FF, FR.

CAREER HIGHS - DEFENSE

Tackles: 8, vs. Weber State (9/10/22)
TFL: 1.0, vs. four opponents
INT: 1, vs. Nevada (11/11/23)
FR: 1, vs. Colorado State (10/7/23)
QBH: 2, vs. Colorado State (10/7/23)
TD: 1, vs. Nevada (11/11/23)

GAME-BY-GAME DEFENSE

Table with columns: 2023, G/GS, U-A-T, TFL, Sack, INT, PB, QH, F/R. Rows include game against Iowa.

Table with columns: ISU, at AFA, JMU, at UConn, CSU, FS, at SJSU, at SDSU, NEV, BSU, at UNM. Rows include games against various opponents.

Table with columns: 2022, G/GS, U-A-T, TFL, Sack, INT, PB, QH, F/R. Rows include games against UConn, ALA, WSU, UNLV, BYU, AFA, CSU, WYO, UNM, UH, SJSU, BSU, MEM.

Table with columns: 2021, G/GS, U-A-T, TFL, Sack, INT, PB, QH, F/R. Rows include games against WSU, UND, AFA, BSU, BYU, UNLV, CSU, UH, NMSU, SJSU, WYO, UNM, SDSU, OSU.



49 - JACOB GARCIA LS • 6-0 • 250 • JR-2L Anaheim, California (Servite HS)

CAREER STATS - DEFENSE

Summary table for Jacob Garcia's career defense stats, including Year, G/GS, UA-AT-TT, TFL, Sack, INT, PB, FF, FR.

CAREER HIGHS - DEFENSE

Tackles: 1, vs. two opponents

GAME-BY-GAME DEFENSE

Table with columns: 2023, G/GS, U-A-T, TFL, Sack, INT, PB, QH, F/R. Rows include games against Iowa, ISU, AFA, JMU, UConn, CSU, FS, SJSU, SDSU, NEV, BSU, UNM.

Table with columns: 2022, G/GS, U-A-T, TFL, Sack, INT, PB, QH, F/R. Rows include games against UConn, ALA.





| | | | | | | | | |
|---------|-----|-------|-------|-------|---|---|---|-----|
| WSU | 1/0 | 0-0-0 | 0.0-0 | 0.0-0 | 0 | 0 | 0 | 0/0 |
| UNLV | 1/0 | 0-0-0 | 0.0-0 | 0.0-0 | 0 | 0 | 0 | 0/0 |
| at BYU | 1/0 | 0-0-0 | 0.0-0 | 0.0-0 | 0 | 0 | 0 | 0/0 |
| AFA | 1/0 | 0-0-0 | 0.0-0 | 0.0-0 | 0 | 0 | 0 | 0/0 |
| at CSU | 1/0 | 0-1-1 | 0.0-0 | 0.0-0 | 0 | 0 | 0 | 0/0 |
| at WYO | 1/0 | 0-0-0 | 0.0-0 | 0.0-0 | 0 | 0 | 0 | 0/0 |
| UNM | 1/0 | 0-0-0 | 0.0-0 | 0.0-0 | 0 | 0 | 0 | 0/0 |
| at UH | 1/0 | 0-0-0 | 0.0-0 | 0.0-0 | 0 | 0 | 0 | 0/0 |
| SJSU | 1/0 | 0-0-0 | 0.0-0 | 0.0-0 | 0 | 0 | 0 | 0/0 |
| at BSU | 1/0 | 0-0-0 | 0.0-0 | 0.0-0 | 0 | 0 | 0 | 0/0 |
| vs. MEM | 1/0 | 0-0-0 | 0.0-0 | 0.0-0 | 0 | 0 | 0 | 0/0 |

| | | | | | | | | |
|---------|------|-------|-------|-------|-----|----|----|-----|
| 2021 | G/GS | U-A-T | TFL | Sack | INT | PB | QH | F/R |
| at WSU | 1/0 | 0-0-0 | 0.0-0 | 0.0-0 | 0 | 0 | 0 | 0/0 |
| UND | 1/0 | 0-0-0 | 0.0-0 | 0.0-0 | 0 | 0 | 0 | 0/0 |
| at AFA | 1/0 | 0-0-0 | 0.0-0 | 0.0-0 | 0 | 0 | 0 | 0/0 |
| BSU | 1/0 | 0-0-0 | 0.0-0 | 0.0-0 | 0 | 0 | 0 | 0/0 |
| BYU | 1/0 | 0-0-0 | 0.0-0 | 0.0-0 | 0 | 0 | 0 | 0/0 |
| at UNLV | 1/0 | 0-0-0 | 0.0-0 | 0.0-0 | 0 | 0 | 0 | 0/0 |
| CSU | 1/0 | 0-0-0 | 0.0-0 | 0.0-0 | 0 | 0 | 0 | 0/0 |
| UH | 1/0 | 0-0-0 | 0.0-0 | 0.0-0 | 0 | 0 | 0 | 0/0 |
| at NMSU | 1/0 | 0-0-0 | 0.0-0 | 0.0-0 | 0 | 0 | 0 | 0/0 |
| at SJSU | 1/0 | 0-0-0 | 0.0-0 | 0.0-0 | 0 | 0 | 0 | 0/0 |
| WYO | 1/0 | 0-0-0 | 0.0-0 | 0.0-0 | 0 | 0 | 0 | 0/0 |
| at UNM | 1/0 | 0-0-0 | 0.0-0 | 0.0-0 | 0 | 0 | 0 | 0/0 |
| at SDSU | 1/0 | 0-0-0 | 0.0-0 | 0.0-0 | 0 | 0 | 0 | 0/0 |
| vs. OSU | 0/0 | 0-0-0 | 0.0-0 | 0.0-0 | 0 | 0 | 0 | 0/0 |



52 - BLAINE SPIRES
 DE • 6-2 • 240 • JR-TR
 Youngstown, Ohio
 (East HS)
 (Bowling Green)

CAREER STATS - DEFENSE

| | | | | | | | | |
|-------|-------|----------|---------|--------|-----|----|----|----|
| Year | G/GS | UA-AT-TT | TFL | Sack | INT | PB | FF | FR |
| 2019 | 1/0 | 0-0-0 | 0.0-0 | 0.0-0 | 0-0 | 0 | 0 | 0 |
| 2020 | 5/0 | 6-5-11 | 2.0-7 | 0.0-0 | 0-0 | 0 | 0 | 0 |
| 2021 | 11/11 | 18-17-35 | 5.0-36 | 1.5-14 | 0-0 | 1 | 1 | 1 |
| 2022 | 13/6 | 10-10-20 | 3.0-6 | 1.0-2 | 0-0 | 0 | 0 | 0 |
| 2023 | 10/2 | 10-14-24 | 6.5-18 | 3.0-10 | 0-0 | 1 | 1 | 3 |
| TOTAL | 40/20 | 44-46-90 | 16.5-67 | 5.5-25 | 0-0 | 2 | 2 | 4 |

CAREER HIGHS - DEFENSE

Tackles: 6, at Tennessee (9/2/21)
 TFL: 1.5, at Buffalo (10/30/21)
 Sacks: 1.0, vs. five opponents
 FF: 1, vs. two opponents
 FR: 1, vs. four opponents
 PBU: 1, vs. two opponents
 QBH: 3, vs. two opponents

GAME-BY-GAME DEFENSE

| | | | | | | | | |
|----------|------|-------|-------|-------|-----|----|----|-----|
| 2023 | G/GS | U-A-T | TFL | Sack | INT | PB | QH | F/R |
| at Iowa | 1/0 | 2-0-2 | 1.0-5 | 0.0-0 | 0 | 0 | 0 | 1/0 |
| ISU | 1/0 | 0-2-2 | 0.5-0 | 0.0-0 | 0 | 0 | 0 | 0/0 |
| at AFA | 1/0 | 0-0-0 | 0.0-0 | 0.0-0 | 0 | 0 | 0 | 0/0 |
| JMU | 1/0 | 1-2-3 | 0.5-1 | 0.0-0 | 0 | 1 | 3 | 0/1 |
| at UConn | 1/0 | 0-0-0 | 0.0-0 | 0.0-0 | 0 | 0 | 1 | 0/0 |
| CSU | 1/0 | 1-4-5 | 0.5-1 | 0.0-0 | 0 | 0 | 3 | 0/1 |
| FS | 1/0 | 1-0-1 | 1.0-2 | 1.0-2 | 0 | 0 | 1 | 0/0 |
| at SJSU | 1/1 | 1-2-3 | 1.0-5 | 1.0-5 | 0 | 0 | 0 | 0/1 |
| at SDSU | 0/0 | 0-0-0 | 0.0-0 | 0.0-0 | 0 | 0 | 0 | 0/0 |
| NEV | 1/0 | 2-2-4 | 1.0-3 | 1.0-3 | 0 | 0 | 0 | 0/0 |
| BSU | 1/1 | 1-2-3 | 0.0-0 | 0.0-0 | 0 | 0 | 1 | 0/0 |
| at UNM | 0/0 | 0-0-0 | 0.0-0 | 0.0-0 | 0 | 0 | 0 | 0/0 |



54 - TEAGUE ANDERSEN
 OL • 6-5 • 295 • FR-RS
 Lehi, Utah
 (Lehi HS)

CAREER STATS - OFFENSIVE LINE

| | | | | | | | |
|------|------|-----|-----|-----|------|------|------|
| Year | G/GS | Snp | Grd | Tch | Eff. | Ass. | KD |
| 2023 | 10/5 | 504 | NA | NA | NA | NA | 19.0 |

GAME-BY-GAME OFFENSIVE LINE

| | | | | | | | |
|----------|------|-----|-----|-----|------|------|-----|
| 2023 | G/GS | Snp | Grd | Tch | Eff. | Ass. | KD |
| at Iowa | 1/0 | 12 | NA | NA | NA | NA | 0.0 |
| ISU | 1/0 | 46 | NA | NA | NA | NA | 3.0 |
| at AFA | 1/0 | 61 | NA | NA | NA | NA | 1.0 |
| JMU | 1/1 | 78 | NA | NA | NA | NA | 1.0 |
| at UConn | 1/1 | 53 | NA | NA | NA | NA | 2.0 |
| CSU | 1/1 | 86 | NA | NA | NA | NA | 4.0 |
| FS | 1/1 | 50 | NA | NA | NA | NA | 2.0 |
| at SJSU | 1/0 | 25 | NA | NA | NA | NA | 2.0 |
| at SDSU | 0/0 | 0 | NA | NA | NA | NA | 0.0 |
| NEV | 1/1 | 56 | NA | NA | NA | NA | 3.0 |
| BSU | 1/0 | 37 | NA | NA | NA | NA | 1.0 |
| at UNM | 0/0 | 0 | NA | NA | NA | NA | 0.0 |



55 - SIAOSI LAUHINOVA
 DT • 6-2 • 285 • JR-JC
 Kahuku, Hawaii
 (Kahuku HS)
 (Independence CC)

CAREER STATS - DEFENSE

| | | | | | | | | |
|------|------|----------|-------|-------|-----|----|----|----|
| Year | G/GS | UA-AT-TT | TFL | Sack | INT | PB | FF | FR |
| 2023 | 7/0 | 1-0-1 | 0.0-0 | 0.0-0 | 0-0 | 0 | 0 | 0 |

CAREER HIGHS - DEFENSE

Tackles: 1, vs. Idaho State (9/9/23)

GAME-BY-GAME DEFENSE

| | | | | | | | | |
|----------|------|-------|-------|-------|-----|----|----|-----|
| 2023 | G/GS | U-A-T | TFL | Sack | INT | PB | QH | F/R |
| at Iowa | 1/0 | 0-0-0 | 0.0-0 | 0.0-0 | 0 | 0 | 0 | 0/0 |
| ISU | 1/0 | 1-0-1 | 0.0-0 | 0.0-0 | 0 | 0 | 0 | 0/0 |
| at AFA | 1/0 | 0-0-0 | 0.0-0 | 0.0-0 | 0 | 0 | 0 | 0/0 |
| JMU | 0/0 | 0-0-0 | 0.0-0 | 0.0-0 | 0 | 0 | 0 | 0/0 |
| at UConn | 1/0 | 0-0-0 | 0.0-0 | 0.0-0 | 0 | 0 | 0 | 0/0 |
| CSU | 1/0 | 0-0-0 | 0.0-0 | 0.0-0 | 0 | 0 | 0 | 0/0 |
| FS | 1/0 | 0-0-0 | 0.0-0 | 0.0-0 | 0 | 0 | 0 | 0/0 |
| at SJSU | 0/0 | 0-0-0 | 0.0-0 | 0.0-0 | 0 | 0 | 0 | 0/0 |
| at SDSU | 0/0 | 0-0-0 | 0.0-0 | 0.0-0 | 0 | 0 | 0 | 0/0 |
| NEV | 0/0 | 0-0-0 | 0.0-0 | 0.0-0 | 0 | 0 | 0 | 0/0 |
| BSU | 1/0 | 0-0-0 | 0.0-0 | 0.0-0 | 0 | 0 | 0 | 0/0 |
| at UNM | 0/0 | 0-0-0 | 0.0-0 | 0.0-0 | 0 | 0 | 0 | 0/0 |



56 - COLE NOTES
 OL • 6-5 • 305 • JR-2L
 Thatcher, Arizona
 (Thatcher HS)

CAREER STATS - OFFENSIVE LINE

| | | | | | | | |
|-------|-------|-------|-----|-----|------|------|------|
| Year | G/GS | Snp | Grd | Tch | Eff. | Ass. | KD |
| 2021 | 9/8 | 646 | 80 | NA | NA | NA | 31.0 |
| 2022 | 12/4 | 422 | 84 | NA | NA | NA | 11.0 |
| 2023 | 8/8 | 535 | NA | NA | NA | NA | 16.0 |
| TOTAL | 29/20 | 1,603 | 82 | NA | NA | NA | 58.0 |

GAME-BY-GAME OFFENSIVE LINE

| | | | | | | | |
|----------|------|-----|-----|-----|------|------|-----|
| 2023 | G/GS | Snp | Grd | Tch | Eff. | Ass. | KD |
| at Iowa | 1/1 | 62 | NA | NA | NA | NA | 2.0 |
| ISU | 1/1 | 37 | NA | NA | NA | NA | 2.0 |
| at AFA | 1/1 | 66 | NA | NA | NA | NA | 1.0 |
| JMU | 1/1 | 82 | NA | NA | NA | NA | 0.0 |
| at UConn | 0/0 | 0 | NA | NA | NA | NA | 0.0 |
| CSU | 0/0 | 0 | NA | NA | NA | NA | 0.0 |
| FS | 0/0 | 0 | NA | NA | NA | NA | 0.0 |
| at SJSU | 1/1 | 64 | NA | NA | NA | NA | 2.0 |
| at SDSU | 1/1 | 81 | NA | NA | NA | NA | 2.0 |
| NEV | 1/1 | 67 | NA | NA | NA | NA | 3.0 |
| BSU | 1/1 | 76 | NA | NA | NA | NA | 4.0 |
| at UNM | 0/0 | 0 | NA | NA | NA | NA | 0.0 |

2022 G/GS Snp Grd Tch Eff. Ass. KD

| | | | | | | | |
|--------|-----|----|----|----|----|----|-----|
| UCONN | 1/0 | 26 | 82 | NA | NA | NA | 2.0 |
| at ALA | 1/0 | 30 | 81 | NA | NA | NA | 2.0 |
| WSU | 1/1 | 56 | NA | NA | NA | NA | 0.0 |
| UNLV | 1/0 | 23 | 82 | NA | NA | NA | 0.0 |
| at BYU | 1/1 | 87 | NA | NA | NA | NA | 5.0 |

| | | | | | | | |
|---------|-----|----|----|----|----|----|-----|
| AFA | 1/1 | 33 | 80 | NA | NA | NA | 0.0 |
| at CSU | 1/0 | 22 | 96 | NA | NA | NA | 1.0 |
| at WYO | 1/0 | 14 | NA | NA | NA | NA | 0.0 |
| UNM | 1/0 | 25 | NA | NA | NA | NA | 0.0 |
| at UH | 1/1 | 71 | NA | NA | NA | NA | 1.0 |
| SJSU | 0/0 | 0 | NA | NA | NA | NA | 0.0 |
| at BSU | 1/0 | 25 | NA | NA | NA | NA | 0.0 |
| vs. MEM | 1/0 | 10 | NA | NA | NA | NA | 0.0 |

2021 G/GS Snp Grd Tch Eff. Ass. KD

| | | | | | | | |
|---------|-----|----|----|----|----|----|----|
| at WSU | 0/0 | NA | NA | NA | NA | NA | NA |
| UND | 0/0 | NA | NA | NA | NA | NA | NA |
| at AFA | 0/0 | NA | NA | NA | NA | NA | NA |
| BSU | 0/0 | NA | NA | NA | NA | NA | NA |
| BYU | 0/0 | NA | NA | NA | NA | NA | NA |
| at UNLV | 1/1 | NA | NA | NA | NA | NA | NA |
| CSU | 1/1 | NA | NA | NA | NA | NA | NA |
| UH | 1/1 | NA | NA | NA | NA | NA | NA |
| at NMSU | 1/1 | NA | NA | NA | NA | NA | NA |
| at SJSU | 1/0 | NA | NA | NA | NA | NA | NA |
| WYO | 1/1 | NA | NA | NA | NA | NA | NA |
| at UNM | 1/1 | NA | NA | NA | NA | NA | NA |
| at SDSU | 1/1 | NA | NA | NA | NA | NA | NA |
| vs. OSU | 1/1 | NA | NA | NA | NA | NA | NA |



56 - IOHOLANI RAASS
 DE • 6-2 • 235 • SO-JC
 Lehi, Utah
 (Skyridge HS)
 (Snow College)

CAREER STATS - DEFENSE

| | | | | | | | | |
|------|------|----------|-------|-------|-----|----|----|----|
| Year | G/GS | UA-AT-TT | TFL | Sack | INT | PB | FF | FR |
| 2023 | 6/0 | 0-0-0 | 0.0-0 | 0.0-0 | 0-0 | 0 | 0 | 0 |

CAREER HIGHS - DEFENSE

NA

GAME-BY-GAME DEFENSE

| | | | | | | | | |
|----------|------|-------|-------|-------|-----|----|----|-----|
| 2023 | G/GS | U-A-T | TFL | Sack | INT | PB | QH | F/R |
| at Iowa | 1/0 | 0-0-0 | 0.0-0 | 0.0-0 | 0 | 0 | 0 | 0/0 |
| ISU | 1/0 | 0-0-0 | 0.0-0 | 0.0-0 | 0 | 0 | 0 | 0/0 |
| at AFA | 0/0 | 0-0-0 | 0.0-0 | 0.0-0 | 0 | 0 | 0 | 0/0 |
| JMU | 0/0 | 0-0-0 | 0.0-0 | 0.0-0 | 0 | 0 | 0 | 0/0 |
| at UConn | 0/0 | 0-0-0 | 0.0-0 | 0.0-0 | 0 | 0 | 0 | 0/0 |
| CSU | 1/0 | 0-0-0 | 0.0-0 | 0.0-0 | 0 | 0 | 0 | 0/0 |
| FS | 0/0 | 0-0-0 | 0.0-0 | 0.0-0 | 0 | 0 | 0 | 0/0 |
| at SJSU | 0/0 | 0-0-0 | 0.0-0 | 0.0-0 | 0 | 0 | 0 | 0/0 |
| at SDSU | 1/0 | 0-0-0 | 0.0-0 | 0.0-0 | 0 | 0 | 0 | 0/0 |
| NEV | 1/0 | 0-0-0 | 0.0-0 | 0.0-0 | 0 | 0 | 0 | 0/0 |
| BSU | 1/0 | 0-0-0 | 0.0-0 | 0.0-0 | 0 | 0 | 0 | 0/0 |
| at UNM | 0/0 | 0-0-0 | 0.0-0 | 0.0-0 | 0 | 0 | 0 | 0/0 |



58 - SHIVELY ASOAU FUA
 OL • 6-5 • 315 • JR-JC
 San Francisco, California
 (Mission HS)
 (Chabot College)

CAREER STATS - OFFENSIVE LINE

| | | | | | | | |
|------|------|-----|-----|-----|------|------|-----|
| Year | G/GS | Snp | Grd | Tch | Eff. | Ass. | KD |
| 2023 | 11/0 | 2 | NA | NA | NA | NA | 0.0 |

GAME-BY-GAME OFFENSIVE LINE

| | | | | | | | |
|---------|------|-----|-----|-----|------|------|-----|
| 2023 | G/GS | Snp | Grd | Tch | Eff. | Ass. | KD |
| at Iowa | 1/0 | 0 | NA | NA | NA | NA | 0.0 |
| ISU | 1/0 | 2 | NA | NA | NA | NA | 0.0 |
| at AFA | 1/0 | 0 | NA | NA | NA | NA | 0.0 |
| JMU | 1/0 | 0 | NA | NA | NA | NA | 0.0 |



59 - WILLIAM TESTA
PK • 5-10 • 200 • JR-JC
 Bergamo, Italy
 (Bergamo HS)
 (New Mexico Military Institute)

CAREER STATS - KICKING

| Year | FGM-A | PCT | 10-19 | 20-29 | 30-39 | 40-49 | 50+ |
|------|-------|------|-------|-------|-------|-------|-----|
| 2023 | 2-3 | .667 | 0-0 | 1-1 | 1-2 | 0-0 | 0-0 |

CAREER HIGHS - KICKING

FG: 1, vs. two opponents
 FG Att: 2, at San Diego State (11/4/23)
 Long: 32, at Iowa (9/2/23)
 PATs: 4 vs. Idaho State (9/9/23)
 PATs Att: 4 vs. Idaho State (9/9/23)

CAREER STATS - SCORING

| Year | G | PAT | FG | TD | Total | AVG/G |
|------|---|-----|----|----|-------|-------|
| 2023 | 3 | 7 | 2 | 0 | 13 | 4.3 |

CAREER STATS - POINTS

Points: 4, vs. Idaho State (9/9/23)



60 - WYATT BOWLES
OL • 6-5 • 290 • SR-2L
 West Point, Utah
 (Syracuse HS)

CAREER STATS - OFFENSIVE LINE

| Year | G/GS | Snps | Grds | Tchs | Eff. | Ass. | KD |
|--------------|-------------|------------|-----------|-----------|-----------|-----------|-------------|
| 2018 | 4/0 | 47 | NA | NA | NA | NA | 0 |
| 2019 | 0/0 | 0 | 0 | 0 | 0 | 0 | 0 |
| 2020 | 0/0 | 0 | 0 | 0 | 0 | 0 | 0 |
| 2021 | 11/0 | NA | NA | NA | NA | NA | 0 |
| 2022 | 13/0 | 8 | 88 | NA | NA | NA | 0 |
| 2023 | 10/6 | 459 | NA | NA | NA | NA | 19.0 |
| TOTAL | 38/6 | 514 | NA | NA | NA | NA | 19.0 |

GAME-BY-GAME OFFENSIVE LINE

| 2023 | G/GS | Snps | Grds | Tchs | Eff. | Ass. | KD |
|----------|------|------|------|------|------|------|-----|
| at Iowa | 1/0 | 0 | NA | NA | NA | NA | 0.0 |
| ISU | 1/0 | 0 | NA | NA | NA | NA | 0.0 |
| at AFA | 1/0 | 0 | NA | NA | NA | NA | 0.0 |
| JMU | 0/0 | 0 | NA | NA | NA | NA | 0.0 |
| at UConn | 1/0 | 37 | NA | NA | NA | NA | 2.0 |
| CSU | 1/1 | 86 | NA | NA | NA | NA | 4.0 |
| FS | 1/1 | 91 | NA | NA | NA | NA | 3.0 |
| at SJSU | 1/1 | 51 | NA | NA | NA | NA | 1.0 |
| at SDSU | 1/1 | 81 | NA | NA | NA | NA | 5.0 |
| NEV | 1/1 | 64 | NA | NA | NA | NA | 3.0 |
| BSU | 1/1 | 49 | NA | NA | NA | NA | 1.0 |
| at UNM | 0/0 | 0 | NA | NA | NA | NA | 0.0 |

| 2022 | G/GS | Snps | Grds | Tchs | Eff. | Ass. | KD |
|---------|------|------|------|------|------|------|----|
| UCONN | 1/0 | 0 | NA | NA | NA | NA | 0 |
| at ALA | 1/0 | 8 | 88 | NA | NA | NA | 0 |
| WSU | 1/0 | 0 | NA | NA | NA | NA | 0 |
| UNLV | 1/0 | 0 | NA | NA | NA | NA | 0 |
| at BYU | 1/0 | 0 | NA | NA | NA | NA | 0 |
| AFA | 1/0 | 0 | NA | NA | NA | NA | 0 |
| at CSU | 1/0 | 0 | NA | NA | NA | NA | 0 |
| at WYO | 1/0 | 0 | NA | NA | NA | NA | 0 |
| UNM | 1/0 | 0 | NA | NA | NA | NA | 0 |
| at UH | 1/0 | 0 | NA | NA | NA | NA | 0 |
| SJSU | 1/0 | 0 | NA | NA | NA | NA | 0 |
| at BSU | 1/0 | 0 | NA | NA | NA | NA | 0 |
| vs. MEM | 1/0 | 0 | NA | NA | NA | NA | 0 |

| 2021 | G/GS | Snps | Grds | Tchs | Eff. | Ass. | KD |
|---------|------|------|------|------|------|------|----|
| at WSU | 1/0 | NA | NA | NA | NA | NA | NA |
| UND | 1/0 | NA | NA | NA | NA | NA | NA |
| at AFA | 0/0 | 0 | NA | NA | NA | NA | 0 |
| BSU | 0/0 | 0 | NA | NA | NA | NA | 0 |
| BYU | 0/0 | 0 | NA | NA | NA | NA | 0 |
| at UNLV | 1/0 | NA | NA | NA | NA | NA | NA |

| | | | | | | | |
|---------|-----|----|----|----|----|----|----|
| CSU | 1/0 | NA | NA | NA | NA | NA | NA |
| UH | 1/0 | NA | NA | NA | NA | NA | NA |
| at NMSU | 1/0 | NA | NA | NA | NA | NA | NA |
| at SJSU | 1/0 | NA | NA | NA | NA | NA | NA |
| WYO | 1/0 | NA | NA | NA | NA | NA | NA |
| at UNM | 1/0 | NA | NA | NA | NA | NA | NA |
| at SDSU | 1/0 | NA | NA | NA | NA | NA | NA |
| vs. OSU | 1/0 | NA | NA | NA | NA | NA | NA |

| 2020 | G/GS | Snps | Grds | Tchs | Eff. | Ass. | KD |
|--------|------|------|------|------|------|------|----|
| at BSU | 0/0 | 0 | NA | NA | NA | NA | 0 |
| SDSU | 0/0 | 0 | NA | NA | NA | NA | 0 |
| at NEV | 0/0 | 0 | NA | NA | NA | NA | 0 |
| FS | 0/0 | 0 | NA | NA | NA | NA | 0 |
| at WYO | 0/0 | 0 | NA | NA | NA | NA | 0 |
| UNM | 0/0 | 0 | NA | NA | NA | NA | 0 |
| AFA | 0/0 | 0 | NA | NA | NA | NA | 0 |
| at CSU | 0/0 | 0 | NA | NA | NA | NA | 0 |

| 2019 | G/GS | Snps | Grds | Tchs | Eff. | Ass. | KD |
|---------|------|------|------|------|------|------|----|
| at WF | 0/0 | 0 | NA | NA | NA | NA | 0 |
| SB | 0/0 | 0 | NA | NA | NA | NA | 0 |
| at SDSU | 0/0 | 0 | NA | NA | NA | NA | 0 |
| CSU | 0/0 | 0 | NA | NA | NA | NA | 0 |
| at LSU | 0/0 | 0 | NA | NA | NA | NA | 0 |
| NEV | 0/0 | 0 | NA | NA | NA | NA | 0 |
| at AFA | 0/0 | 0 | NA | NA | NA | NA | 0 |
| BYU | 0/0 | 0 | NA | NA | NA | NA | 0 |
| at FS | 0/0 | 0 | NA | NA | NA | NA | 0 |
| WYO | 0/0 | 0 | NA | NA | NA | NA | 0 |
| BSU | 0/0 | 0 | NA | NA | NA | NA | 0 |
| at UNM | 0/0 | 0 | NA | NA | NA | NA | 0 |
| vs. KSU | 0/0 | 0 | NA | NA | NA | NA | 0 |

| 2018 | G/GS | Snps | Grds | Tchs | Eff. | Ass. | KD |
|---------|------|------|------|------|------|------|----|
| at MSU | 0/0 | 0 | NA | NA | NA | NA | 0 |
| NMSU | 1/0 | 7 | NA | NA | NA | NA | 0 |
| TTU | 1/0 | 7 | NA | NA | NA | NA | 0 |
| AFA | 0/0 | 0 | NA | NA | NA | NA | 0 |
| at BYU | 0/0 | 0 | NA | NA | NA | NA | 0 |
| UNLV | 1/0 | 9 | NA | NA | NA | NA | 0 |
| at WYO | 0/0 | 0 | NA | NA | NA | NA | 0 |
| UNM | 0/0 | 0 | NA | NA | NA | NA | 0 |
| at UH | 0/0 | 0 | NA | NA | NA | NA | 0 |
| SJSU | 1/0 | 24 | NA | NA | NA | NA | 0 |
| at CSU | 0/0 | 0 | NA | NA | NA | NA | 0 |
| at BSU | 0/0 | 0 | NA | NA | NA | NA | 0 |
| vs. UNT | 0/0 | 0 | NA | NA | NA | NA | 0 |




62 - ALOALI'I MAUI
OL • 6-5 • 295 • FR-RS
 Pago Pago, American Samoa
 (Tafuna HS)
 (New Mexico Military Institute)

CAREER STATS - OFFENSIVE LINE

| Year | G/GS | Snps | Grds | Tchs | Eff. | Ass. | KD |
|------|------|------|------|------|------|------|------|
| 2023 | 11/7 | 630 | NA | NA | NA | NA | 44.0 |

GAME-BY-GAME OFFENSIVE LINE

| 2023 | G/GS | Snps | Grds | Tchs | Eff. | Ass. | KD |
|----------|------|------|------|------|------|------|------|
| at Iowa | 1/0 | 20 | NA | NA | NA | NA | 1.0 |
| ISU | 1/0 | 61 | NA | NA | NA | NA | 2.0 |
| at AFA | 1/0 | 24 | NA | NA | NA | NA | 0.0 |
| JMU | 1/0 | 12 | NA | NA | NA | NA | 2.0 |
| at UConn | 1/1 | 53 | NA | NA | NA | NA | 4.0 |
| CSU | 1/1 | 86 | NA | NA | NA | NA | 8.0 |
| FS | 1/1 | 91 | NA | NA | NA | NA | 10.0 |
| at SJSU | 1/1 | 67 | NA | NA | NA | NA | 3.0 |
| at SDSU | 1/1 | 81 | NA | NA | NA | NA | 5.0 |
| NEV | 1/1 | 59 | NA | NA | NA | NA | 5.0 |
| BSU | 1/1 | 76 | NA | NA | NA | NA | 4.0 |
| at UNM | 0/0 | 0 | NA | NA | NA | NA | 0.0 |



63 - STEPHEN KOTSANLEE
P • 6-1 • 205 • SR-3L
 Melbourne, Australia
 (Box Hill HS)

CAREER STATS - PUNTS

| Year | GP | No. | Yds | Avg | LG | 50+ | I20 |
|--------------|-----------|------------|--------------|-------------|-----------|-----------|-----------|
| 2020 | 6 | 37 | 1,507 | 40.7 | 63 | 4 | 17 |
| 2021 | 14 | 53 | 2,251 | 42.5 | 54 | 9 | 19 |
| 2022 | 13 | 67 | 2,906 | 43.4 | 60 | 22 | 24 |
| 2023 | 6 | 25 | 1,086 | 43.4 | 69 | 4 | 8 |
| TOTAL | 39 | 182 | 7,750 | 42.6 | 63 | 39 | 68 |

CAREER HIGHS - PUNTS

Punts: 10, vs. two opponents
 Avg: 52.0, at New Mexico State (11/6/21)
 Long: 69, vs. Idaho State (9/9/23)
 50 + Punts: 5, at Wyoming (10/22/22)
 I20: 5, vs. two opponents

CAREER STATS - PASSING

| Year | Cmp | Att | Int | Pct | Yds | TD | LG | EFF |
|--------------|----------|----------|----------|--------------|-----------|----------|-----------|--------------|
| 2022 | 1 | 1 | 0 | 1.000 | 12 | 0 | 12 | 200.8 |
| 2023 | 1 | 1 | 0 | 1.000 | 1 | 0 | 1 | 108.4 |
| TOTAL | 2 | 2 | 0 | 1.000 | 13 | 0 | 12 | 154.6 |

CAREER HIGHS - PASSING

Attempts: 1, vs. two opponents
 Completions: 1, vs. two opponents
 Passing Yards: 12, vs. UNLV (9/24/22)
 Long Pass: 12, vs. UNLV (9/24/22)

CAREER STATS - RUSHING

| Year | Rush | Yds | Avg | TD | Long |
|--------------|----------|-----------|-------------|----------|-----------|
| 2022 | 1 | 10 | 10.0 | 0 | 10 |
| 2023 | 0 | 0 | 0.0 | 0 | 0 |
| TOTAL | 1 | 10 | 10.0 | 0 | 10 |

CAREER HIGHS - RUSHING

Rushes: 1, vs. New Mexico (11/5/22)
 Yards: 10, vs. New Mexico (11/5/22)
 Long Rush: 10, vs. New Mexico (11/5/22)

GAME-BY-GAME PUNTING

| 2023 | No. | Yds | Avg | LG | I20 |
|----------|-----|-----|------|----|-----|
| at Iowa | 6 | 266 | 44.3 | 47 | 0 |
| ISU | 3 | 136 | 45.3 | 69 | 2 |
| at AFA | 3 | 125 | 41.7 | 47 | 1 |
| JMU | 5 | 227 | 45.4 | 52 | 1 |
| at UConn | 4 | 155 | 38.8 | 45 | 2 |
| CSU | 4 | 177 | 44.2 | 51 | 2 |
| FSU | 0 | 0 | 0.0 | 0 | 0 |
| at SJSU | 0 | 0 | 0.0 | 0 | 0 |
| at SDSU | 0 | 0 | 0.0 | 0 | 0 |
| NEV | 0 | 0 | 0.0 | 0 | 0 |
| BSU | 0 | 0 | 0.0 | 0 | 0 |
| at UNM | 0 | 0 | 0.0 | 0 | 0 |

| 2022 | No. | Yds | Avg | LG | I20 |
|--------|-----|-----|------|----|-----|
| UCONN | 5 | 241 | 48.2 | 59 | 1 |
| at ALA | 10 | 383 | 38.3 | 60 | 4 |
| WSU | 7 | 320 | 45.7 | 58 | 5 |
| UNLV | 2 | 81 | 40.5 | 42 | 1 |
| at BYU | 4 | 151 | 37.8 | 52 | 2 |
| AFA | 2 | 85 | 42.5 | 44 | 0 |
| at CSU | 5 | 236 | 47.2 | 59 | 1 |
| at WYO | 8 | 405 | 50.6 | 59 | 3 |
| UNM | 6 | 267 | 44.5 | 58 | 1 |
| at UH | 6 | 263 | 43.8 | 54 | |



| | | | | | |
|---------|---|-----|------|----|---|
| BSU | 5 | 238 | 47.6 | 54 | 2 |
| BYU | 4 | 176 | 44.0 | 47 | 0 |
| at UNLV | 2 | 79 | 39.5 | 40 | 0 |
| CSU | 6 | 259 | 43.2 | 46 | 3 |
| UH | 2 | 71 | 35.5 | 37 | 2 |
| at NMSU | 2 | 104 | 52.0 | 53 | 0 |
| at SJSU | 4 | 143 | 35.8 | 46 | 2 |
| WYO | 5 | 219 | 43.8 | 51 | 3 |
| at UNM | 6 | 264 | 44.0 | 52 | 2 |
| at SDSU | 4 | 156 | 39.0 | 45 | 0 |
| vs. OSU | 4 | 164 | 41.0 | 51 | 2 |

| | | | | | |
|-------------|------------|------------|------------|-----------|------------|
| 2020 | No. | Yds | Avg | LG | I20 |
| at BSU | 7 | 240 | 34.3 | 39 | 1 |
| SDSU | 7 | 285 | 40.7 | 56 | 3 |
| at NEV | 10 | 425 | 42.5 | 52 | 5 |
| FS | 8 | 339 | 42.4 | 63 | 3 |
| at WYO | 0 | 0 | 0.0 | 0 | 0 |
| UNM | 2 | 85 | 42.5 | 47 | 2 |
| AFA | 3 | 133 | 44.3 | 46 | 3 |
| at CSU | 0 | 0 | 0.0 | 0 | 0 |



65 - TAVO MOTU'APUAKA

OL • 6-5 • 330 • FR-RS

Honolulu, Hawaii
(Mililani HS)

CAREER STATS - OFFENSIVE LINE

| Year | G/GS | Snps | Grds | Tchs | Eff. | Ass. | KD |
|------|------|------|------|------|------|------|------|
| 2023 | 7/7 | 397 | NA | NA | NA | NA | 12.0 |

GAME-BY-GAME OFFENSIVE LINE

| 2023 | G/GS | Snps | Grds | Tchs | Eff. | Ass. | KD |
|----------|------|------|------|------|------|------|-----|
| at Iowa | 1/1 | 59 | NA | NA | NA | NA | 1.0 |
| ISU | 1/1 | 36 | NA | NA | NA | NA | 2.0 |
| at AFA | 1/1 | 60 | NA | NA | NA | NA | 2.0 |
| JMU | 1/1 | 74 | NA | NA | NA | NA | 1.0 |
| at UConn | 0/0 | 0 | NA | NA | NA | NA | 0.0 |
| CSU | 1/1 | 65 | NA | NA | NA | NA | 3.0 |
| FS | 0/0 | 0 | NA | NA | NA | NA | 0.0 |
| at SJSU | 1/1 | 34 | NA | NA | NA | NA | 1.0 |
| at SDSU | 1/1 | 69 | NA | NA | NA | NA | 2.0 |
| NEV | 0/0 | 0 | NA | NA | NA | NA | 0.0 |
| BSU | 0/0 | 0 | NA | NA | NA | NA | 0.0 |
| at UNM | 0/0 | 0 | NA | NA | NA | NA | 0.0 |



69 - FALEPULE ALO

OL • 6-2 • 285 • SR-2L

Salt Lake City, Utah
(West HS)

CAREER STATS - OFFENSIVE LINE

| Year | G/GS | Snps | Grds | Tchs | Eff. | Ass. | KD |
|--------------|--------------|--------------|-----------|-----------|-----------|-----------|-------------|
| 2020 | 5/4 | 185 | NA | NA | NA | NA | 9.5 |
| 2021 | 5/3 | 238 | 78 | NA | NA | NA | 7.0 |
| 2022 | 12/0 | 555 | 81 | NA | NA | NA | 22.0 |
| 2023 | 8/6 | 494 | NA | NA | NA | NA | 33.0 |
| TOTAL | 30/13 | 1,472 | 80 | NA | NA | NA | 67.5 |

GAME-BY-GAME OFFENSIVE LINE

| 2023 | G/GS | Snps | Grds | Tchs | Eff. | Ass. | KD |
|----------|------|------|------|------|------|------|-----|
| at Iowa | 1/1 | 72 | NA | NA | NA | NA | 4.0 |
| ISU | 1/1 | 58 | NA | NA | NA | NA | 5.0 |
| at AFA | 1/1 | 66 | NA | NA | NA | NA | 4.0 |
| JMU | 1/1 | 83 | NA | NA | NA | NA | 4.0 |
| at UConn | 0/0 | 0 | NA | NA | NA | NA | 0.0 |
| CSU | 1/0 | 19 | NA | NA | NA | NA | 1.0 |
| FS | 1/1 | 91 | NA | NA | NA | NA | 8.0 |
| at SJSU | 0/0 | 0 | NA | NA | NA | NA | 0.0 |
| at SDSU | 0/0 | 0 | NA | NA | NA | NA | 0.0 |
| NEV | 1/0 | 29 | NA | NA | NA | NA | 2.0 |
| BSU | 1/1 | 76 | NA | NA | NA | NA | 5.0 |
| at UNM | 0/0 | 0 | NA | NA | NA | NA | 0.0 |

| 2022 | G/GS | Snps | Grds | Tchs | Eff. | Ass. | KD |
|---------|------|------|------|------|------|------|-----|
| UCONN | 1/0 | 53 | 80 | NA | NA | NA | 3.0 |
| at ALA | 1/0 | 46 | NA | NA | NA | NA | 3.0 |
| WSU | 1/0 | 50 | 81 | NA | NA | NA | 3.0 |
| UNLV | 1/0 | 52 | 83 | NA | NA | NA | 1.0 |
| at BYU | 1/0 | 50 | 80 | NA | NA | NA | 2.0 |
| AFA | 1/0 | 45 | NA | NA | NA | NA | 2.0 |
| at CSU | 1/0 | 54 | 88 | NA | NA | NA | 4.0 |
| at WYO | 0/0 | 0 | NA | NA | NA | NA | 0.0 |
| UNM | 1/0 | 47 | NA | NA | NA | NA | 0.0 |
| at UH | 1/0 | 33 | NA | NA | NA | NA | 1.0 |
| SJSU | 1/0 | 33 | NA | NA | NA | NA | 3.0 |
| at BSU | 1/0 | 57 | NA | NA | NA | NA | 0.0 |
| vs. MEM | 1/0 | 35 | NA | NA | NA | NA | 0.0 |

| 2021 | G/GS | Snps | Grds | Tchs | Eff. | Ass. | KD |
|---------|------|------|------|------|------|------|----|
| at WSU | 1/0 | NA | NA | NA | NA | NA | NA |
| UND | 1/0 | NA | NA | NA | NA | NA | NA |
| at AFA | 1/1 | NA | NA | NA | NA | NA | NA |
| BSU | 1/1 | NA | NA | NA | NA | NA | NA |
| BYU | 1/1 | NA | NA | NA | NA | NA | NA |
| at UNLV | 0/0 | 0 | NA | NA | NA | NA | 0 |
| CSU | 0/0 | 0 | NA | NA | NA | NA | 0 |
| UH | 0/0 | 0 | NA | NA | NA | NA | 0 |
| at NMSU | 0/0 | 0 | NA | NA | NA | NA | 0 |
| at SJSU | 0/0 | 0 | NA | NA | NA | NA | 0 |
| WYO | 0/0 | 0 | NA | NA | NA | NA | 0 |
| at UNM | 0/0 | 0 | NA | NA | NA | NA | 0 |
| at SDSU | 0/0 | 0 | NA | NA | NA | NA | 0 |
| vs. OSU | 0/0 | 0 | NA | NA | NA | NA | 0 |

| 2020 | G/GS | Snps | Grds | Tchs | Eff. | Ass. | KD |
|--------|------|------|------|------|------|------|-----|
| at BSU | 0/0 | 0 | NA | NA | NA | NA | 0 |
| SDSU | 1/0 | 2 | NA | NA | NA | NA | 1 |
| at NEV | 1/1 | 63 | NA | NA | NA | NA | 1 |
| FS | 1/1 | NA | NA | NA | NA | NA | NA |
| at WYO | 0/0 | 0 | NA | NA | NA | NA | 0 |
| UNM | 1/1 | 60 | NA | NA | NA | NA | 3.5 |
| AFA | 1/1 | 60 | NA | NA | NA | NA | 3 |
| at CSU | 0/0 | 0 | NA | NA | NA | NA | 0 |



72 - CALVIN KNAPP

OL • 6-4 • 280 • G-SR-2L

Jackson, Wisconsin
(Germantown HS)
(Iowa Western CC)

CAREER STATS - OFFENSIVE LINE

| Year | G/GS | Snps | Grds | Tchs | Eff. | Ass. | KD |
|--------------|-------------|------------|-----------|-----------|-----------|-----------|------------|
| 2021 | 12/0 | 0 | NA | NA | NA | NA | 0 |
| 2022 | 13/0 | 9 | 87 | NA | NA | NA | 0 |
| 2023 | 11/2 | 144 | NA | NA | NA | NA | 2.0 |
| TOTAL | 36/2 | 153 | 87 | NA | NA | NA | 2.0 |

GAME-BY-GAME OFFENSIVE LINE

| 2023 | G/GS | Snps | Grds | Tchs | Eff. | Ass. | KD |
|----------|------|------|------|------|------|------|-----|
| at Iowa | 1/0 | 0 | NA | NA | NA | NA | 0.0 |
| ISU | 1/0 | 1 | NA | NA | NA | NA | 0.0 |
| at AFA | 1/0 | 0 | NA | NA | NA | NA | 0.0 |
| JMU | 1/0 | 1 | NA | NA | NA | NA | 0.0 |
| at UConn | 1/1 | 44 | NA | NA | NA | NA | 1.0 |
| CSU | 1/1 | 19 | NA | NA | NA | NA | 0.0 |
| FS | 1/0 | 41 | NA | NA | NA | NA | 0.0 |
| at SJSU | 1/0 | 19 | NA | NA | NA | NA | 1.0 |
| at SDSU | 1/0 | 0 | NA | NA | NA | NA | 0.0 |
| NEV | 1/0 | 18 | NA | NA | NA | NA | 0.0 |
| BSU | 1/0 | 0 | NA | NA | NA | NA | 0.0 |
| at UNM | 0/0 | 0 | NA | NA | NA | NA | 0.0 |

| 2022 | G/GS | Snps | Grds | Tchs | Eff. | Ass. | KD |
|--------|------|------|------|------|------|------|----|
| UCONN | 1/0 | 0 | NA | NA | NA | NA | 0 |
| at ALA | 1/0 | 8 | 87 | NA | NA | NA | 0 |
| WSU | 1/0 | 0 | NA | NA | NA | NA | 0 |
| UNLV | 1/0 | 0 | NA | NA | NA | NA | 0 |
| at BYU | 1/0 | 0 | NA | NA | NA | NA | 0 |
| AFA | 1/0 | 0 | NA | NA | NA | NA | 0 |

| | | | | | | | |
|---------|-----|---|----|----|----|----|---|
| at CSU | 1/0 | 0 | NA | NA | NA | NA | 0 |
| at WYO | 1/0 | 0 | NA | NA | NA | NA | 0 |
| UNM | 1/0 | 0 | NA | NA | NA | NA | 0 |
| at UH | 1/0 | 1 | NA | NA | NA | NA | 0 |
| SJSU | 1/0 | 0 | NA | NA | NA | NA | 0 |
| at BSU | 1/0 | 0 | NA | NA | NA | NA | 0 |
| vs. MEM | 1/0 | 0 | NA | NA | NA | NA | 0 |

| 2021 | G/GS | Snps | Grds | Tchs | Eff. | Ass. | KD |
|---------|------|------|------|------|------|------|----|
| at WSU | 0/0 | 0 | NA | NA | NA | NA | 0 |
| UND | 0/0 | 0 | NA | NA | NA | NA | 0 |
| at AFA | 1/0 | NA | NA | NA | NA | NA | NA |
| BSU | 1/0 | NA | NA | NA | NA | NA | NA |
| BYU | 1/0 | NA | NA | NA | NA | NA | NA |
| at UNLV | 1/0 | NA | NA | NA | NA | NA | NA |
| CSU | 1/0 | NA | NA | NA | NA | NA | NA |
| UH | 1/0 | NA | NA | NA | NA | NA | NA |
| at NMSU | 1/0 | NA | NA | NA | NA | NA | NA |
| at SJSU | 1/0 | NA | NA | NA | NA | NA | NA |
| WYO | 1/0 | NA | NA | NA | NA | NA | NA |
| at UNM | 1/0 | NA | NA | NA | NA | NA | NA |
| at SDSU | 1/0 | NA | NA | NA | NA | NA | NA |
| vs. OSU | 1/0 | NA | NA | NA | NA | NA | NA |



73 - ELIA MIGAO

OL • 6-2 • 310 • SO-1L

Temecula, California
(Chaparral HS)

CAREER STATS - OFFENSIVE LINE

| Year | G/GS | Snps | Grds | Tchs | Eff. | Ass. | KD |
|--------------|-------------|----------|-----------|-----------|-----------|-----------|----------|
| 2022 | 12/0 | 0 | NA | NA | NA | NA | 0 |
| 2023 | 1/0 | 2 | NA | NA | NA | NA | 0 |
| TOTAL | 13/0 | 2 | NA | NA | NA | NA | 0 |

GAME-BY-GAME OFFENSIVE LINE

| 2023 | G/GS | Snps | Grds | Tchs | Eff. | Ass. | KD |
|----------|------|------|------|------|------|------|-----|
| at Iowa | 0/0 | 0 | NA | NA | NA | NA | 0.0 |
| ISU | 1/0 | 2 | NA | NA | NA | NA | 0.0 |
| at AFA | 0/0 | 0 | NA | NA | NA | NA | 0.0 |
| JMU | 0/0 | 0 | NA | NA | NA | NA | 0.0 |
| at UConn | 0/0 | 0 | NA | NA | NA | NA | 0.0 |
| CSU | 0/0 | 0 | NA | NA | NA | NA | 0.0 |
| FS | 0/0 | 0 | NA | NA | NA | NA | 0.0 |
| at SJSU | 0/0 | 0 | NA | NA | NA | NA | 0.0 |
| at SDSU | 0/0 | 0 | NA | NA | NA | NA | 0.0 |
| NEV | 0/0 | 0 | NA | NA | NA | NA | 0.0 |
| BSU | 0/0 | 0 | NA | NA | NA | NA | 0.0 |
| at UNM | 0/0 | 0 | NA | NA | NA | NA | 0.0 |

| 2022 | G/GS | Snps | Grds | Tchs | Eff. | Ass. | KD |
|---------|------|------|------|------|------|------|----|
| UCONN | 1/0 | 0 | NA | NA | NA | NA | 0 |
| at ALA | 0/0 | 0 | NA | NA | NA | NA | 0 |
| WSU | 1/0 | 0 | NA | NA | NA | NA | 0 |
| UNLV | 1/0 | 0 | NA | NA | NA | NA | 0 |
| at BYU | 1/0 | 0 | NA | NA | NA | NA | 0 |
| AFA | 1/0 | 0 | NA | NA | NA | NA | 0 |
| at CSU | 1/0 | 0 | NA | NA | NA | NA | 0 |
| at WYO | 1/0 | 0 | NA | NA | NA | NA | 0 |
| UNM | 1/0 | 0 | NA | NA | NA | NA | 0 |
| at UH | 1/0 | 0 | NA | NA | NA | NA | 0 |
| SJSU | 1/0 | 0 | NA | NA | NA | NA | 0 |
| at BSU | 1/0 | 0 | NA | NA | NA | NA | 0 |
| vs. MEM | 1/0 | 0 | NA | NA | NA | NA | 0 |





75 - BRYCE RADFORD
OL • 6-6 • 320 • FR-RS
 Hyde Park, Utah
 (Green Canyon HS)

CAREER STATS - OFFENSIVE LINE

| Year | G/GS | Snp | Grd | Tch | Eff. | Ass. | KD |
|------|------|-----|-----|-----|------|------|-----|
| 2023 | 11/1 | 63 | NA | NA | NA | NA | 4.0 |

GAME-BY-GAME OFFENSIVE LINE

| 2023 | G/GS | Snp | Grd | Tch | Eff. | Ass. | KD |
|----------|------|-----|-----|-----|------|------|-----|
| at Iowa | 1/0 | 0 | NA | NA | NA | NA | 0.0 |
| ISU | 1/0 | 13 | NA | NA | NA | NA | 2.0 |
| at AFA | 1/0 | 0 | NA | NA | NA | NA | 0.0 |
| JMU | 1/0 | 0 | NA | NA | NA | NA | 0.0 |
| at UConn | 1/1 | 50 | NA | NA | NA | NA | 2.0 |
| CSU | 1/0 | 0 | NA | NA | NA | NA | 0.0 |
| FS | 1/0 | 0 | NA | NA | NA | NA | 0.0 |
| at SJSU | 1/0 | 0 | NA | NA | NA | NA | 0.0 |
| at SDSU | 1/0 | 0 | NA | NA | NA | NA | 0.0 |
| NEV | 1/0 | 0 | NA | NA | NA | NA | 0.0 |
| BSU | 1/0 | 0 | NA | NA | NA | NA | 0.0 |
| at UNM | 0/0 | 0 | NA | NA | NA | NA | 0.0 |



76 - JACKSON OWENS
OL • 6-5 • 295 • SR-1L
 Sandy, Utah
 (East HS)

CAREER STATS - OFFENSIVE LINE

| Year | G/GS | Snp | Grd | Tch | Eff. | Ass. | KD |
|--------------|-------------|-----------|-----------|-----------|-----------|-----------|----------|
| 2019 | 3/0 | 65 | NA | NA | NA | NA | 1 |
| 2020 | 4/0 | NA | NA | NA | NA | NA | 0 |
| 2021 | 3/0 | NA | NA | NA | NA | NA | 0 |
| 2022 | 0/0 | NA | NA | NA | NA | NA | 0 |
| 2023 | 7/0 | NA | NA | NA | NA | NA | 0 |
| TOTAL | 17/0 | 65 | NA | NA | NA | NA | 1 |

GAME-BY-GAME OFFENSIVE LINE

| 2023 | G/GS | Snp | Grd | Tch | Eff. | Ass. | KD |
|----------|------|-----|-----|-----|------|------|-----|
| at Iowa | 0/0 | 0 | NA | NA | NA | NA | 0.0 |
| ISU | 0/0 | 0 | NA | NA | NA | NA | 0.0 |
| at AFA | 0/0 | 0 | NA | NA | NA | NA | 0.0 |
| JMU | 1/0 | 0 | NA | NA | NA | NA | 0.0 |
| at UConn | 1/0 | 0 | NA | NA | NA | NA | 0.0 |
| CSU | 1/0 | 0 | NA | NA | NA | NA | 0.0 |
| FS | 1/0 | 0 | NA | NA | NA | NA | 0.0 |
| at SJSU | 0/0 | 0 | NA | NA | NA | NA | 0.0 |
| at SDSU | 1/0 | 0 | NA | NA | NA | NA | 0.0 |
| NEV | 1/0 | 0 | NA | NA | NA | NA | 0.0 |
| BSU | 1/0 | 0 | NA | NA | NA | NA | 0.0 |
| at UNM | 0/0 | 0 | NA | NA | NA | NA | 0.0 |

| 2022 | G/GS | Snp | Grd | Tch | Eff. | Ass. | KD |
|---------|------|-----|-----|-----|------|------|----|
| UCONN | 0/0 | 0 | 0 | 0 | 0 | 0 | 0 |
| at ALA | 0/0 | 0 | 0 | 0 | 0 | 0 | 0 |
| WSU | 0/0 | 0 | 0 | 0 | 0 | 0 | 0 |
| UNLV | 0/0 | 0 | 0 | 0 | 0 | 0 | 0 |
| at BYU | 0/0 | 0 | 0 | 0 | 0 | 0 | 0 |
| AFA | 0/0 | 0 | 0 | 0 | 0 | 0 | 0 |
| at CSU | 0/0 | 0 | 0 | 0 | 0 | 0 | 0 |
| at WYO | 0/0 | 0 | 0 | 0 | 0 | 0 | 0 |
| UNM | 0/0 | 0 | 0 | 0 | 0 | 0 | 0 |
| at UH | 0/0 | 0 | 0 | 0 | 0 | 0 | 0 |
| SJSU | 0/0 | 0 | 0 | 0 | 0 | 0 | 0 |
| at BSU | 0/0 | 0 | 0 | 0 | 0 | 0 | 0 |
| vs. MEM | 0/0 | 0 | 0 | 0 | 0 | 0 | 0 |

| 2021 | G/GS | Snp | Grd | Tch | Eff. | Ass. | KD |
|---------|------|-----|-----|-----|------|------|----|
| at WSU | 0/0 | 0 | NA | NA | NA | NA | 0 |
| UND | 0/0 | 0 | NA | NA | NA | NA | 0 |
| at AFA | 1/0 | NA | NA | NA | NA | NA | NA |
| BSU | 0/0 | 0 | NA | NA | NA | NA | 0 |
| BYU | 0/0 | 0 | NA | NA | NA | NA | 0 |
| at UNLV | 0/0 | 0 | NA | NA | NA | NA | 0 |
| CSU | 0/0 | 0 | NA | NA | NA | NA | 0 |

| | | | | | | | |
|---------|-----|----|----|----|----|----|----|
| UH | 0/0 | 0 | NA | NA | NA | NA | 0 |
| at NMSU | 0/0 | 0 | NA | NA | NA | NA | 0 |
| at SJSU | 1/0 | NA | NA | NA | NA | NA | NA |
| WYO | 0/0 | 0 | NA | NA | NA | NA | 0 |
| at UNM | 1/0 | NA | NA | NA | NA | NA | NA |
| at SDSU | 0/0 | 0 | NA | NA | NA | NA | 0 |

| 2020 | G/GS | Snp | Grd | Tch | Eff. | Ass. | KD |
|--------|------|-----|-----|-----|------|------|----|
| at BSU | 0/0 | 0 | NA | NA | NA | NA | 0 |
| SDSU | 0/0 | 0 | NA | NA | NA | NA | 0 |
| at NEV | 1/0 | NA | NA | NA | NA | NA | NA |
| FS | 1/0 | NA | NA | NA | NA | NA | NA |
| at WYO | 0/0 | 0 | NA | NA | NA | NA | 0 |
| UNM | 1/0 | NA | NA | NA | NA | NA | NA |
| AFA | 1/0 | NA | NA | NA | NA | NA | NA |
| at CSU | 0/0 | 0 | NA | NA | NA | NA | 0 |

| 2019 | G/GS | Snp | Grd | Tch | Eff. | Ass. | KD |
|---------|------|-----|-----|-----|------|------|----|
| at WF | 0/0 | 0 | NA | NA | NA | NA | 0 |
| SB | 1/0 | 17 | NA | NA | NA | NA | 1 |
| at SDSU | 0/0 | 0 | NA | NA | NA | NA | 0 |
| CSU | 0/0 | 0 | NA | NA | NA | NA | 0 |
| at LSU | 0/0 | 0 | NA | NA | NA | NA | 0 |
| NEV | 0/0 | 0 | NA | NA | NA | NA | 0 |
| at AFA | 0/0 | 0 | NA | NA | NA | NA | 0 |
| BYU | 0/0 | 0 | NA | NA | NA | NA | 0 |
| at FS | 0/0 | 0 | NA | NA | NA | NA | 0 |
| WYO | 0/0 | 0 | NA | NA | NA | NA | 0 |
| BSU | 1/0 | 13 | NA | NA | NA | NA | 0 |
| at UNM | 0/0 | 0 | NA | NA | NA | NA | 0 |
| vs. KSU | 1/0 | 35 | NA | NA | NA | NA | 0 |



77 - RALPH FRIAS III
OL • 6-6 • 340 • G-SR-TR
 Safford, Arizona
 (Safford HS)
 (Arizona State)

CAREER STATS - OFFENSIVE LINE

| Year | G/GS | Snp | Grd | Tch | Eff. | Ass. | KD |
|--------------|-------------|------------|-----------|-----------|-----------|-----------|-------------|
| 2018 | 1/0 | NA | NA | NA | NA | NA | NA |
| 2019 | 11/0 | NA | NA | NA | NA | NA | NA |
| 2020 | 4/0 | NA | NA | NA | NA | NA | NA |
| 2021 | 10/0 | NA | NA | NA | NA | NA | NA |
| 2022 | 0/0 | NA | NA | NA | NA | NA | NA |
| 2023 | 11/8 | 538 | NA | NA | NA | NA | 25.0 |
| TOTAL | 37/8 | 538 | NA | NA | NA | NA | 25.0 |

GAME-BY-GAME OFFENSIVE LINE

| 2023 | G/GS | Snp | Grd | Tch | Eff. | Ass. | KD |
|----------|------|-----|-----|-----|------|------|-----|
| at Iowa | 1/1 | 69 | NA | NA | NA | NA | 2.0 |
| ISU | 1/1 | 55 | NA | NA | NA | NA | 7.0 |
| at AFA | 1/1 | 5 | NA | NA | NA | NA | 0.0 |
| JMU | 1/0 | 5 | NA | NA | NA | NA | 1.0 |
| at UConn | 1/0 | 9 | NA | NA | NA | NA | 0.0 |
| CSU | 1/0 | 67 | NA | NA | NA | NA | 3.0 |
| FS | 1/1 | 91 | NA | NA | NA | NA | 1.0 |
| at SJSU | 1/1 | 29 | NA | NA | NA | NA | 0.0 |
| at SDSU | 1/1 | 81 | NA | NA | NA | NA | 7.0 |
| NEV | 1/1 | 88 | NA | NA | NA | NA | 2.0 |
| BSU | 1/1 | 39 | NA | NA | NA | NA | 2.0 |
| at UNM | 0/0 | 0 | NA | NA | NA | NA | 0.0 |



79 - WADE MEACHAM
OL • 6-5 • 310 • G-SR-3L
 Layton, Utah
 (Layton HS)

CAREER STATS - OFFENSIVE LINE

| Year | G/GS | Snp | Grd | Tch | Eff. | Ass. | KD |
|--------------|--------------|--------------|-----------|-----------|-----------|-----------|-------------|
| 2018 | 4/0 | 68 | NA | NA | NA | NA | 0.0 |
| 2019 | 1/0 | 15 | NA | NA | NA | NA | 0.0 |
| 2020 | 4/0 | 8 | NA | NA | NA | NA | 0.0 |
| 2021 | 14/0 | 139 | 76 | NA | NA | NA | 5.0 |
| 2022 | 13/13 | 819 | 88 | NA | NA | NA | 12.0 |
| 2023 | 11/5 | 389 | NA | NA | NA | NA | 13.0 |
| TOTAL | 47/18 | 1,438 | 84 | NA | NA | NA | 30.0 |

GAME-BY-GAME OFFENSIVE LINE

| 2023 | G/GS | Snp | Grd | Tch | Eff. | Ass. | KD |
|----------|------|-----|-----|-----|------|------|-----|
| at Iowa | 1/1 | 65 | NA | NA | NA | NA | 4.0 |
| ISU | 1/1 | 43 | NA | NA | NA | NA | 2.0 |
| at AFA | 1/1 | 48 | NA | NA | NA | NA | 1.0 |
| JMU | 1/1 | 80 | NA | NA | NA | NA | 1.0 |
| at UConn | 1/1 | 20 | NA | NA | NA | NA | 0.0 |
| CSU | 1/0 | 2 | NA | NA | NA | NA | 0.0 |
| FS | 1/0 | 0 | NA | NA | NA | NA | 0.0 |
| at SJSU | 1/0 | 51 | NA | NA | NA | NA | 2.0 |
| at SDSU | 1/0 | 12 | NA | NA | NA | NA | 0.0 |
| NEV | 1/1 | 41 | NA | NA | NA | NA | 2.0 |
| BSU | 1/0 | 27 | NA | NA | NA | NA | 1.0 |
| at UNM | 0/0 | 0 | NA | NA | NA | NA | 0.0 |

| 2022 | G/GS | Snp | Grd | Tch | Eff. | Ass. | KD |
|---------|------|-----|-----|-----|------|------|-----|
| UCONN | 1/1 | 77 | NA | NA | NA | NA | 1.0 |
| at ALA | 1/1 | 46 | NA | NA | NA | NA | 1.0 |
| WSU | 1/1 | 73 | 85 | NA | NA | NA | 1.0 |
| UNLV | 1/1 | 55 | 89 | NA | NA | NA | 1.0 |
| at BYU | 1/1 | 58 | 85 | NA | NA | NA | 1.0 |
| AFA | 1/1 | 45 | NA | NA | NA | NA | 0.0 |
| at CSU | 1/1 | 67 | 92 | NA | NA | NA | 0.0 |
| at WYO | 1/1 | 63 | NA | NA | NA | NA | 0.0 |
| UNM | 1/1 | 70 | 91 | NA | NA | NA | 4.0 |
| at UH | 1/1 | 63 | NA | NA | NA | NA | 2.0 |
| SJSU | 1/1 | 79 | NA | NA | NA | NA | 1.0 |
| at BSU | 1/1 | 79 | NA | NA | NA | NA | 0.0 |
| vs. MEM | 1/1 | 44 | NA | NA | NA | NA | 0.0 |


| 2021 | G/GS | Snp | Grd | Tch | Eff. | Ass. | KD |
|---------|------|-----|-----|-----|------|------|----|
| at WSU | 1/0 | NA | NA | NA | NA | NA | NA |
| UND | 1/0 | NA | NA | NA | NA | NA | NA |
| at AFA | 1/0 | NA | NA | NA | NA | NA | NA |
| BSU | 1/0 | NA | NA | NA | NA | NA | NA |
| BYU | 1/0 | NA | NA | NA | NA | NA | NA |
| at UNLV | 1/0 | NA | NA | NA | NA | NA | NA |
| CSU | 1/0 | NA | NA | NA | NA | NA | NA |
| UH | 1/0 | NA | NA | NA | NA | NA | NA |
| at NMSU | 1/0 | NA | NA | NA | NA | NA | NA |
| at SJSU | 1/0 | NA | NA | NA | NA | NA | NA |
| WYO | 1/0 | NA | NA | NA | NA | NA | NA |
| at UNM | 1/0 | NA | NA | NA | NA | NA | NA |
| at SDSU | 1/0 | NA | NA | NA | NA | NA | NA |
| vs. OSU | 1/0 | NA | NA | NA | NA | NA | NA |

| 2020 | G/GS | Snp | Grd | Tch | Eff. | Ass. | KD |
|--------|------|-----|-----|-----|------|------|----|
| at BSU | 1/0 | 7 | NA | NA | NA | NA | 0 |
| SDSU | 1/0 | 1 | NA | NA | NA | NA | 0 |
| at NEV | 1/0 | NA | NA | NA | NA | NA | NA |
| FS | 1/0 | NA | NA | NA | NA | NA | NA |
| at WYO | 0/0 | 0 | NA | NA | NA | NA | 0 |
| UNM | 0/0 | 0 | NA | NA | NA | NA | 0 |
| AFA | 0/0 | 0 | NA | NA | NA | NA | 0 |
| at CSU | 0/0 | 0 | NA | NA | NA | NA | 0 |

| 2019 | G/GS | Snp | Grd | Tch | Eff. | Ass. | KD |
|---------|------|-----|-----|-----|------|------|----|
| at WF | 0/0 | 0 | NA | NA | NA | NA | 0 |
| SB | 1/0 | 15 | NA | NA | NA | NA | 0 |
| at SDSU | 0/0 | 0 | NA | NA | NA | NA | 0 |
| CSU | 0/0 | 0 | NA | NA | NA | NA | 0 |
| at LSU | 0/0 | 0 | NA | NA | NA | NA | 0 |
| NEV | 0/0 | 0 | NA | NA | NA | NA | 0 |
| at AFA | 0/0 | 0 | NA | NA | NA | NA | 0 |
| BYU | 0/0 | 0 | NA | NA | NA | NA | 0 |
| at FS | 0/0 | 0 | NA | NA | NA | NA | 0 |
| WYO | | | | | | | |



| | | | | | | | |
|---------|-----|----|----|----|----|----|---|
| UNLV | 1/0 | 17 | NA | NA | NA | NA | 0 |
| at WYO | 0/0 | 0 | NA | NA | NA | NA | 0 |
| UNM | 1/0 | 33 | NA | NA | NA | NA | 0 |
| at UH | 0/0 | 0 | NA | NA | NA | NA | 0 |
| SJSU | 0/0 | 0 | NA | NA | NA | NA | 0 |
| at CSU | 0/0 | 0 | NA | NA | NA | NA | 0 |
| at BSU | 0/0 | 0 | NA | NA | NA | NA | 0 |
| vs. UNT | 0/0 | 0 | NA | NA | NA | NA | 0 |



83 - JOSH STERZER
TE • 6-3 • 240 • SR-3L
Salt Lake City, Utah
(Taylorsville HS)

CAREER STATS - RECEIVING

| Year | G/GS | Rec | Yds | Avg | TD | Long |
|--------------|--------------|-----------|------------|------------|----------|-----------|
| 2020 | 2/1 | 0 | 0 | 0.0 | 0 | 0 |
| 2021 | 13/0 | 4 | 21 | 5.3 | 0 | 18 |
| 2022 | 11/11 | 11 | 129 | 11.7 | 1 | 68 |
| 2023 | 3/0 | 1 | 6 | 6.0 | 0 | 6 |
| TOTAL | 29/12 | 16 | 156 | 9.1 | 1 | 68 |

CAREER HIGHS - RECEIVING

Receptions: 3, vs. two opponents
Yards: 68, at Hawai'i (11/12/22)
Long Catch: 68, at Hawai'i (11/12/22)
TD: 1, at Hawai'i (11/12/22)

GAME-BY-GAME RECEIVING

| 2023 | G/GS | Rec | Yds | Avg | TD | LG |
|-------------|-------------|------------|------------|------------|-----------|-----------|
| at Iowa | 0/0 | 0 | 0 | 0.0 | 0 | 0 |
| ISU | 0/0 | 0 | 0 | 0.0 | 0 | 0 |
| at AFA | 0/0 | 0 | 0 | 0.0 | 0 | 0 |
| JMU | 0/0 | 0 | 0 | 0.0 | 0 | 0 |
| at UConn | 0/0 | 0 | 0 | 0.0 | 0 | 0 |
| CSU | 0/0 | 0 | 0 | 0.0 | 0 | 0 |
| FS | 0/0 | 0 | 0 | 0.0 | 0 | 0 |
| at SJSU | 0/0 | 0 | 0 | 0.0 | 0 | 0 |
| at SDSU | 1/0 | 1 | 6 | 6.0 | 0 | 6 |
| NEV | 1/0 | 0 | 0 | 0.0 | 0 | 0 |
| BSU | 1/0 | 0 | 0 | 0.0 | 0 | 0 |
| at UNM | 0/0 | 0 | 0 | 0.0 | 0 | 0 |
| 2022 | G/GS | Rec | Yds | Avg | TD | LG |
| UConn | 1/1 | 1 | 8 | 8.0 | 0 | 8 |
| at ALA | 1/1 | 0 | 0 | 0.0 | 0 | 0 |
| WSU | 1/1 | 1 | 1 | 1.0 | 0 | 1 |
| UNLV | 0/0 | 0 | 0 | 0.0 | 0 | 0 |
| at BYU | 1/1 | 0 | 0 | 0.0 | 0 | 0 |
| AFA | 1/1 | 0 | 0 | 0.0 | 0 | 0 |
| at CSU | 0/0 | 0 | 0 | 0.0 | 0 | 0 |
| at WYO | 1/1 | 1 | 13 | 13.0 | 0 | 13 |
| UNM | 1/1 | 1 | 8 | 8.0 | 0 | 8 |
| at UH | 1/1 | 1 | 68 | 68.0 | 1 | 68 |
| SJSU | 1/1 | 3 | 14 | 4.7 | 0 | 6 |
| at BSU | 1/1 | 1 | 5 | 5.0 | 0 | 5 |
| vs. MEM | 1/0 | 2 | 12 | 6.0 | 0 | 11 |
| 2021 | G/GS | Rec | Yds | Avg | TD | LG |
| at WSU | 1/0 | 1 | 0 | 0.0 | 0 | 0 |
| UND | 1/0 | 0 | 0 | 0.0 | 0 | 0 |
| at AFA | 1/0 | 3 | 21 | 7.0 | 0 | 18 |
| BSU | 1/0 | 0 | 0 | 0.0 | 0 | 0 |
| BYU | 1/0 | 0 | 0 | 0.0 | 0 | 0 |
| at UNLV | 1/0 | 0 | 0 | 0.0 | 0 | 0 |
| CSU | 1/0 | 0 | 0 | 0.0 | 0 | 0 |
| UH | 1/0 | 0 | 0 | 0.0 | 0 | 0 |
| at NMSU | 1/0 | 0 | 0 | 0.0 | 0 | 0 |
| at SJSU | 1/0 | 0 | 0 | 0.0 | 0 | 0 |
| WYO | 1/0 | 0 | 0 | 0.0 | 0 | 0 |
| at UNM | 0/0 | 0 | 0 | 0.0 | 0 | 0 |
| at SDSU | 1/0 | 0 | 0 | 0.0 | 0 | 0 |
| vs. OSU | 1/0 | 0 | 0 | 0.0 | 0 | 0 |
| 2020 | G/GS | Rec | Yds | Avg | TD | LG |
| at BSU | 0/0 | 0 | 0 | 0.0 | 0 | 0 |
| SDSU | 0/0 | 0 | 0 | 0.0 | 0 | 0 |

| | | | | | | |
|--------|-----|---|---|-----|---|---|
| at NEV | 0/0 | 0 | 0 | 0.0 | 0 | 0 |
| FS | 0/0 | 0 | 0 | 0.0 | 0 | 0 |
| at WYO | 0/0 | 0 | 0 | 0.0 | 0 | 0 |
| UNM | 1/0 | 0 | 0 | 0.0 | 0 | 0 |
| AFA | 1/1 | 0 | 0 | 0.0 | 0 | 0 |
| at CSU | 0/0 | 0 | 0 | 0.0 | 0 | 0 |



84 - RYDER MACGILLIVRAY
WR • 6-1 • 175 • SO-1L
Provo, Utah
(Provo HS)

CAREER STATS - RECEIVING

| Year | G/GS | Rec | Yds | Avg | TD | Long |
|--------------|-------------|----------|----------|------------|----------|----------|
| 2022 | 9/0 | 0 | 0 | 0.0 | 0 | 0 |
| 2023 | 7/0 | 0 | 0 | 0.0 | 0 | 0 |
| TOTAL | 16/0 | 0 | 0 | 0.0 | 0 | 0 |

CAREER HIGHS - RECEIVING

NA

GAME-BY-GAME RECEIVING

| 2023 | G/GS | Rec | Yds | Avg | TD | LG |
|-------------|-------------|------------|------------|------------|-----------|-----------|
| at Iowa | 0/0 | 0 | 0 | 0.0 | 0 | 0 |
| ISU | 0/0 | 0 | 0 | 0.0 | 0 | 0 |
| at AFA | 0/0 | 0 | 0 | 0.0 | 0 | 0 |
| JMU | 1/0 | 0 | 0 | 0.0 | 0 | 0 |
| at UConn | 1/0 | 0 | 0 | 0.0 | 0 | 0 |
| CSU | 1/0 | 0 | 0 | 0.0 | 0 | 0 |
| FS | 1/0 | 0 | 0 | 0.0 | 0 | 0 |
| at SJSU | 1/0 | 0 | 0 | 0.0 | 0 | 0 |
| at SDSU | 0/0 | 0 | 0 | 0.0 | 0 | 0 |
| NEV | 1/0 | 0 | 0 | 0.0 | 0 | 0 |
| BSU | 1/0 | 0 | 0 | 0.0 | 0 | 0 |
| at UNM | 0/0 | 0 | 0 | 0.0 | 0 | 0 |
| 2022 | G/GS | Rec | Yds | Avg | TD | LG |
| UConn | 0/0 | 0 | 0 | 0.0 | 0 | 0 |
| at ALA | 0/0 | 0 | 0 | 0.0 | 0 | 0 |
| WSU | 0/0 | 0 | 0 | 0.0 | 0 | 0 |
| UNLV | 1/0 | 0 | 0 | 0.0 | 0 | 0 |
| at BYU | 0/0 | 0 | 0 | 0.0 | 0 | 0 |
| AFA | 1/0 | 0 | 0 | 0.0 | 0 | 0 |
| at CSU | 1/0 | 0 | 0 | 0.0 | 0 | 0 |
| at WYO | 1/0 | 0 | 0 | 0.0 | 0 | 0 |
| UNM | 1/0 | 0 | 0 | 0.0 | 0 | 0 |
| at UH | 1/0 | 0 | 0 | 0.0 | 0 | 0 |
| SJSU | 1/0 | 0 | 0 | 0.0 | 0 | 0 |
| at BSU | 1/0 | 0 | 0 | 0.0 | 0 | 0 |
| vs. MEM | 1/0 | 0 | 0 | 0.0 | 0 | 0 |



85 - PARKER BUCHANAN
TE • 6-5 • 240 • SO-1L
Brigham City, Utah
(Box Elder HS)

CAREER STATS - RECEIVING

| Year | G/GS | Rec | Yds | Avg | TD | Long |
|--------------|------------|----------|----------|------------|----------|----------|
| 2021 | 4/0 | 0 | 0 | 0.0 | 0 | 0 |
| 2022 | 5/0 | 2 | 9 | 4.5 | 0 | 6 |
| 2023 | 0/0 | 0 | 0 | 0.0 | 0 | 0 |
| TOTAL | 9/0 | 2 | 9 | 4.5 | 0 | 6 |

CAREER HIGHS - RECEIVING

Receptions: 1, vs. two opponents
Yards: 6, vs. Weber State (9/10/22)
Long Catch: 6, vs. Weber State (9/10/22)

GAME-BY-GAME RECEIVING

| 2023 | G/GS | Rec | Yds | Avg | TD | LG |
|----------|------|-----|-----|-----|----|----|
| at Iowa | 0/0 | 0 | 0 | 0.0 | 0 | 0 |
| ISU | 0/0 | 0 | 0 | 0.0 | 0 | 0 |
| at AFA | 0/0 | 0 | 0 | 0.0 | 0 | 0 |
| JMU | 0/0 | 0 | 0 | 0.0 | 0 | 0 |
| at UConn | 0/0 | 0 | 0 | 0.0 | 0 | 0 |
| CSU | 0/0 | 0 | 0 | 0.0 | 0 | 0 |

| | | | | | | |
|---------|-----|---|---|-----|---|---|
| FS | 0/0 | 0 | 0 | 0.0 | 0 | 0 |
| at SJSU | 0/0 | 0 | 0 | 0.0 | 0 | 0 |
| at SDSU | 0/0 | 0 | 0 | 0.0 | 0 | 0 |
| NEV | 0/0 | 0 | 0 | 0.0 | 0 | 0 |
| BSU | 0/0 | 0 | 0 | 0.0 | 0 | 0 |
| at UNM | 0/0 | 0 | 0 | 0.0 | 0 | 0 |

| 2022 | G/GS | Rec | Yds | Avg | TD | LG |
|---------|------|-----|-----|-----|----|----|
| UConn | 1/0 | 0 | 0 | 0.0 | 0 | 0 |
| at ALA | 1/0 | 0 | 0 | 0.0 | 0 | 0 |
| WSU | 1/0 | 1 | 6 | 6.0 | 0 | 6 |
| UNLV | 0/0 | 0 | 0 | 0.0 | 0 | 0 |
| at BYU | 0/0 | 0 | 0 | 0.0 | 0 | 0 |
| AFA | 1/0 | 0 | 0 | 0.0 | 0 | 0 |
| at CSU | 1/0 | 1 | 3 | 3.0 | 0 | 3 |
| at WYO | 0/0 | 0 | 0 | 0.0 | 0 | 0 |
| UNM | 0/0 | 0 | 0 | 0.0 | 0 | 0 |
| at UH | 0/0 | 0 | 0 | 0.0 | 0 | 0 |
| SJSU | 0/0 | 0 | 0 | 0.0 | 0 | 0 |
| at BSU | 0/0 | 0 | 0 | 0.0 | 0 | 0 |
| vs. MEM | 0/0 | 0 | 0 | 0.0 | 0 | 0 |

| 2021 | G/GS | Rec | Yds | Avg | TD | LG |
|---------|------|-----|-----|-----|----|----|
| at WSU | 1/0 | 0 | 0 | 0.0 | 0 | 0 |
| UND | 0/0 | 0 | 0 | 0.0 | 0 | 0 |
| at AFA | 0/0 | 0 | 0 | 0.0 | 0 | 0 |
| BSU | 0/0 | 0 | 0 | 0.0 | 0 | 0 |
| BYU | 0/0 | 0 | 0 | 0.0 | 0 | 0 |
| at UNLV | 0/0 | 0 | 0 | 0.0 | 0 | 0 |
| CSU | 0/0 | 0 | 0 | 0.0 | 0 | 0 |
| UH | 1/0 | 0 | 0 | 0.0 | 0 | 0 |
| at NMSU | 0/0 | 0 | 0 | 0.0 | 0 | 0 |
| at SJSU | 0/0 | 0 | 0 | 0.0 | 0 | 0 |
| WYO | 1/0 | 0 | 0 | 0.0 | 0 | 0 |
| at UNM | 1/0 | 0 | 0 | 0.0 | 0 | 0 |
| at SDSU | 0/0 | 0 | 0 | 0.0 | 0 | 0 |
| vs. OSU | 0/0 | 0 | 0 | 0.0 | 0 | 0 |



86 - WILL MONNEY
TE • 6-4 • 230 • FR-HS
Springville, Utah
(Springville HS)

CAREER STATS - RECEIVING

| Year | G/GS | Rec | Yds | Avg | TD | Long |
|------|------|-----|-----|-----|----|------|
| 2023 | 10/1 | 1 | 3 | 3.0 | 0 | 3 |

CAREER HIGHS - RECEIVING

Receptions: 1, vs. Idaho State (9/9/23)
Yards: 3, vs. Idaho State (9/9/23)
Long Catch: 3, vs. Idaho State (9/9/23)

GAME-BY-GAME RECEIVING

| 2023 | G/GS | Rec | Yds | Avg | TD | LG |
|----------|------|-----|-----|-----|----|----|
| at Iowa | 1/0 | 0 | 0 | 0.0 | 0 | 0 |
| ISU | 1/1 | 1 | 3 | 3.0 | 0 | 3 |
| at AFA | 1/0 | 0 | 0 | 0.0 | 0 | 0 |
| JMU | 1/0 | 0 | 0 | 0.0 | 0 | 0 |
| at UConn | 1/0 | 0 | 0 | 0.0 | 0 | 0 |
| CSU | 1/0 | 0 | 0 | 0.0 | 0 | 0 |
| FS | 1/0 | 0 | 0 | 0.0 | 0 | 0 |
| at SJSU | 0/0 | 0 | 0 | 0.0 | 0 | 0 |
| at SDSU | 1/0 | 0 | 0 | 0.0 | 0 | 0 |
| NEV | 1/0 | 0 | 0 | 0.0 | 0 | 0 |
| BSU | 1/0 | 0 | 0 | 0.0 | 0 | 0 |
| at UNM | 0/0 | 0 | 0 | 0.0 | 0 | 0 |





87 - BROC LANE
TE • 6-4 • 245 • JR-2L
Gilbert, Arizona
(Perry HS)

CAREER STATS - RECEIVING

Table with columns: Year, G/GS, Rec, Yds, Avg, TD, Long. Rows for 2020, 2021, 2022, 2023, and TOTAL.

CAREER HIGHS - RECEIVING

Receptions: 5, at Air Force (9/15/23)
Yards: 47, vs. Fresno State (10/13/23)
Long Catch: 27, vs. Fresno State (10/13/23)
TD: 1, vs. two opponents

CAREER STATS - KICKOFF RETURNS

Table with columns: Year, Ret, Yds, Avg, TD, LG. Rows for 2022, 2023, and TOTAL.

CAREER HIGHS - KICKOFF RETURNS

Returns: 4, vs. San José State (11/19/22)
Yards: 24, vs. San José State (11/19/22)
Long Return: 14, at Boise State (11/25/22)

GAME-BY-GAME RECEIVING

Table with columns: Year, G/GS, Rec, Yds, Avg, TD, LG. Rows for 2023 games at Iowa, ISU, AFA, JMU, UConn, CSU, FS, SJSU, SDSU, NEV, BSU, UNM.

Table with columns: Year, G/GS, Rec, Yds, Avg, TD, LG. Rows for 2022 games at UCONN, ALA, WSU, UNLV, BYU, AFA, CSU, WYO, UNM, UH, SJSU, BSU, vs. MEM.

Table with columns: Year, G/GS, Rec, Yds, Avg, TD, LG. Rows for 2021 games at WSU, UND, AFA, BSU, BYU, UNLV, CSU, UH, at NMSU, at SJSU, WYO, at UNM, at SDSU, vs. OSU.

Table with columns: Year, G/GS, Rec, Yds, Avg, TD, LG. Rows for 2020 games at BSU, SDSU, at NEV, FS, at WYO, UNM, AFA, at CSU.



89 - ELLIOTT NIMROD
PK • 6-0 • 180 • JR-2L
Bentonville, Arkansas
(Bentonville HS)
(Arkansas State)

CAREER STATS - KICKING

Table with columns: Year, FGM-A, PCT, 10-19, 20-29, 30-39, 40-49, 50+. Rows for 2023.

CAREER HIGHS - KICKING

FG: 2, vs. two opponents
FG Att: 2, vs. four opponents
Long: 45, at Iowa (9/2/23)
PATs: 5 vs. two opponents
PATs Att: 6 vs. two opponents

CAREER STATS - KICKOFFS

Table with columns: Year, GP, No., Yds, Avg, TB. Rows for 2020, 2021, 2022, 2023, and TOTAL.

CAREER HIGHS - KICKOFFS

Kickoffs: 10, vs. Georgia State (10/15/20)
Avg: 65.2, vs. Hawai'i (10/30/21)
Touchbacks: 7, vs. Hawai'i (10/30/21)

CAREER STATS - SCORING

Table with columns: Year, PAT, FG, TD, Total, AVG/G. Rows for 2023.

CAREER STATS - POINTS

Points: 14, vs. James Madison (9/23/23)

CAREER STATS - RUSHING

Table with columns: Year, Rush, Yds, Avg, TD, Long. Rows for 2023.

CAREER HIGHS - RUSHING

Rushes: 1, vs. James Madison (9/23/23)
Yards: 18, vs. James Madison (9/23/23)
TD: 1, vs. James Madison (9/23/23)
Long Rush: 18, vs. James Madison (9/23/23)

GAME-BY-GAME KICKOFFS

Table with columns: Year, No, Yds, Avg, TB, OB. Rows for 2023 games at Iowa, ISU, AFA, JMU, at UConn, CSU, FS, at SJSU, at SDSU, NEV, BSU, at UNM.

Table with columns: Year, No, Yds, Avg, TB, OB. Rows for 2022 games UCONN, at ALA, WSU, UNLV, at BYU, AFA.

Table with columns: Year, G/GS, Rec, Yds, Avg, TD, LG. Rows for 2020 games at CSU, at WYO, UNM, at UH, SJSU, at BSU, vs. MEM.

Table with columns: Year, No, Yds, Avg, TB, OB. Rows for 2021 games at WSU, UND, at AFA, BSU, BYU, at UNLV, CSU, UH, at NMSU, at SJSU, WYO, at UNM, at SDSU, vs. OSU.

GAME-BY-GAME RUSHING

Table with columns: Year, G, Att, Yds, Avg, TD, LG. Rows for 2023 games at Iowa, ISU, at AFA, JMU, at UConn, CSU, FS, at SJSU, at SDSU, NEV, BSU, at UNM.



90 - CLIFTON MOSLEY JR.
DT • 6-3 • 340 • JR-JC
Shreveport, Louisiana
(Calvary Baptist Academy)
(Navarro CC)

CAREER STATS - DEFENSE

Table with columns: Year, G/GS, UA-AT-TT, TFL, Sack, INT, PB, FF, FR. Rows for 2023.

CAREER HIGHS - DEFENSE

Tackles: 2, vs. James Madison (9/23/23)
TFL: 0.5, vs. James Madison (9/23/23)
FF: 1, vs. James Madison (9/23/23)

GAME-BY-GAME DEFENSE

Table with columns: Year, G/GS, U-A-T, TFL, Sack, INT, PB, QH, F/R. Rows for 2023 games at Iowa, ISU, at AFA, JMU, at UConn, CSU, FS, at SJSU, at SDSU, NEV, BSU, at UNM.





94 - VAUGHN MAMEA
 DT • 6-2 • 345 • JR-JC
 San Jose, California
 (Independence HS)
 (College of San Mateo)

CAREER STATS - DEFENSE

| Year | G/GS | UA-AT-TT | TFL | Sack | INT | PB | FF | FR |
|------|------|----------|-------|-------|-----|----|----|----|
| 2023 | 1/0 | 0-0-0 | 0.0-0 | 0.0-0 | 0-0 | 0 | 0 | 0 |

CAREER HIGHS - DEFENSE

NA

GAME-BY-GAME DEFENSE

| 2023 | G/GS | U-A-T | TFL | Sack | INT | PB | QH | F/R |
|----------|------|-------|-------|-------|-----|----|----|-----|
| at Iowa | 0/0 | 0-0-0 | 0.0-0 | 0.0-0 | 0 | 0 | 0 | 0/0 |
| ISU | 1/0 | 0-0-0 | 0.0-0 | 0.0-0 | 0 | 0 | 0 | 0/0 |
| at AFA | 0/0 | 0-0-0 | 0.0-0 | 0.0-0 | 0 | 0 | 0 | 0/0 |
| JMU | 0/0 | 0-0-0 | 0.0-0 | 0.0-0 | 0 | 0 | 0 | 0/0 |
| at UConn | 0/0 | 0-0-0 | 0.0-0 | 0.0-0 | 0 | 0 | 0 | 0/0 |
| CSU | 0/0 | 0-0-0 | 0.0-0 | 0.0-0 | 0 | 0 | 0 | 0/0 |
| FS | 0/0 | 0-0-0 | 0.0-0 | 0.0-0 | 0 | 0 | 0 | 0/0 |
| at SJSU | 0/0 | 0-0-0 | 0.0-0 | 0.0-0 | 0 | 0 | 0 | 0/0 |
| at SDSU | 0/0 | 0-0-0 | 0.0-0 | 0.0-0 | 0 | 0 | 0 | 0/0 |
| NEV | 0/0 | 0-0-0 | 0.0-0 | 0.0-0 | 0 | 0 | 0 | 0/0 |
| BSU | 0/0 | 0-0-0 | 0.0-0 | 0.0-0 | 0 | 0 | 0 | 0/0 |
| at UNM | 0/0 | 0-0-0 | 0.0-0 | 0.0-0 | 0 | 0 | 0 | 0/0 |



95 - ADAM TOMCZYK
 DE • 6-3 • 225 • FR-RS
 Los Alamitos, California
 (Los Alamitos HS)

CAREER STATS - DEFENSE

| Year | G/GS | UA-AT-TT | TFL | Sack | INT | PB | FF | FR |
|------|------|----------|-------|-------|-----|----|----|----|
| 2023 | 1/0 | 0-1-1 | 0.0-0 | 0.0-0 | 0-0 | 0 | 0 | 0 |

CAREER HIGHS - DEFENSE

Tackles: 1, vs. Idaho State (9/9/23)

GAME-BY-GAME DEFENSE

| 2023 | G/GS | U-A-T | TFL | Sack | INT | PB | QH | F/R |
|----------|------|-------|-------|-------|-----|----|----|-----|
| at Iowa | 0/0 | 0-0-0 | 0.0-0 | 0.0-0 | 0 | 0 | 0 | 0/0 |
| ISU | 1/0 | 0-1-1 | 0.0-0 | 0.0-0 | 0 | 0 | 0 | 0/0 |
| at AFA | 0/0 | 0-0-0 | 0.0-0 | 0.0-0 | 0 | 0 | 0 | 0/0 |
| JMU | 0/0 | 0-0-0 | 0.0-0 | 0.0-0 | 0 | 0 | 0 | 0/0 |
| at UConn | 0/0 | 0-0-0 | 0.0-0 | 0.0-0 | 0 | 0 | 0 | 0/0 |
| CSU | 0/0 | 0-0-0 | 0.0-0 | 0.0-0 | 0 | 0 | 0 | 0/0 |
| FS | 0/0 | 0-0-0 | 0.0-0 | 0.0-0 | 0 | 0 | 0 | 0/0 |
| at SJSU | 0/0 | 0-0-0 | 0.0-0 | 0.0-0 | 0 | 0 | 0 | 0/0 |
| at SDSU | 0/0 | 0-0-0 | 0.0-0 | 0.0-0 | 0 | 0 | 0 | 0/0 |
| NEV | 0/0 | 0-0-0 | 0.0-0 | 0.0-0 | 0 | 0 | 0 | 0/0 |
| BSU | 0/0 | 0-0-0 | 0.0-0 | 0.0-0 | 0 | 0 | 0 | 0/0 |
| at UNM | 0/0 | 0-0-0 | 0.0-0 | 0.0-0 | 0 | 0 | 0 | 0/0 |



96 - SIR MELLS
 DT • 6-4 • 300 • R-FR-TR
 Orlando, Florida
 (Liberty (NEV) HS)
 (Oregon)

CAREER STATS - DEFENSE

| Year | G/GS | UA-AT-TT | TFL | Sack | INT | PB | FF | FR |
|--------------|-------------|---------------|---------------|---------------|------------|----------|----------|----------|
| 2022 | 1/0 | 0-0-0 | 0.0-0 | 0.0-0 | 0-0 | 1 | 0 | 0 |
| 2023 | 10/0 | 4-6-10 | 1.0-11 | 1.0-11 | 0-0 | 0 | 1 | 0 |
| TOTAL | 11/0 | 4-6-10 | 1.0-11 | 1.0-11 | 0-0 | 1 | 1 | 0 |

CAREER HIGHS - DEFENSE

Tackles: 3, vs. James Madison (9/23/23)

TFL: 1.0, vs. James Madison (9/23/23)

Sacks: 1.0, vs. James Madison (9/23/23)

PBU: 1, vs. Eastern Washington (9/10/22)

QBH: 1, at San Diego State (11/4/23)

GAME-BY-GAME DEFENSE

| 2023 | G/GS | U-A-T | TFL | Sack | INT | PB | QH | F/R |
|---------|------|-------|-------|-------|-----|----|----|-----|
| at Iowa | 1/0 | 0-0-0 | 0.0-0 | 0.0-0 | 0 | 0 | 0 | 0/0 |
| ISU | 1/0 | 0-0-0 | 0.0-0 | 0.0-0 | 0 | 0 | 0 | 0/0 |

| | | | | | | | | |
|----------|-----|-------|--------|--------|---|---|---|-----|
| at AFA | 1/0 | 0-2-2 | 0.0-0 | 0.0-0 | 0 | 0 | 0 | 0/0 |
| JMU | 1/0 | 2-1-3 | 1.0-11 | 1.0-11 | 0 | 0 | 0 | 1/0 |
| at UConn | 1/0 | 1-1-2 | 0.0-0 | 0.0-0 | 0 | 0 | 0 | 0/0 |
| CSU | 1/0 | 0-0-0 | 0.0-0 | 0.0-0 | 0 | 0 | 0 | 0/0 |
| FS | 1/0 | 0-0-0 | 0.0-0 | 0.0-0 | 0 | 0 | 0 | 0/0 |
| at SJSU | 0/0 | 0-0-0 | 0.0-0 | 0.0-0 | 0 | 0 | 0 | 0/0 |
| at SDSU | 1/0 | 0-1-1 | 0.0-0 | 0.0-0 | 0 | 0 | 1 | 0/0 |
| NEV | 1/0 | 1-1-2 | 0.0-0 | 0.0-0 | 0 | 0 | 0 | 0/0 |
| BSU | 1/0 | 0-0-0 | 0.0-0 | 0.0-0 | 0 | 0 | 0 | 0/0 |
| at UNM | 0/0 | 0-0-0 | 0.0-0 | 0.0-0 | 0 | 0 | 0 | 0/0 |



98 - CIAN SLONE
 DE • 6-4 • 225 • JR-JC
 Rocklin, California
 (Rocklin HS)
 (American River College)

CAREER STATS - DEFENSE

| Year | G/GS | UA-AT-TT | TFL | Sack | INT | PB | FF | FR |
|------|------|----------|--------|-------|-----|----|----|----|
| 2023 | 11/5 | 10-13-23 | 5.5-17 | 2.0-7 | 0-0 | 4 | 0 | 1 |

CAREER HIGHS - DEFENSE

Tackles: 6, at UConn (9/30/23)

TFL: 2.5, at San José State (10/21/23)

Sack: 1.0, vs. two opponents

PBU: 1, vs. three opponents

FR: 1, vs. Idaho State (9/9/23)

QBH: 3, vs. Idaho State (9/9/23)

GAME-BY-GAME DEFENSE

| 2023 | G/GS | U-A-T | TFL | Sack | INT | PB | QH | F/R |
|----------|------|-------|-------|-------|-----|----|----|-----|
| at Iowa | 1/0 | 0-0-0 | 0.0-0 | 0.0-0 | 0 | 1 | 1 | 0/0 |
| ISU | 1/1 | 1-0-1 | 0.0-0 | 0.0-0 | 0 | 0 | 3 | 0/1 |
| at AFA | 1/0 | 0-0-0 | 0.0-0 | 0.0-0 | 0 | 0 | 0 | 0/0 |
| JMU | 1/1 | 2-1-3 | 0.0-0 | 0.0-0 | 0 | 0 | 0 | 0/0 |
| at UConn | 1/0 | 3-3-6 | 0.5-0 | 0.0-0 | 0 | 0 | 0 | 0/0 |
| CSU | 1/1 | 0-3-3 | 0.5-0 | 0.0-0 | 0 | 1 | 1 | 0/0 |
| FS | 1/1 | 1-0-1 | 1.0-1 | 1.0-1 | 0 | 0 | 1 | 0/0 |
| at SJSU | 1/0 | 3-1-4 | 2.5-9 | 1.0-6 | 0 | 1 | 0 | 0/0 |
| at SDSU | 1/0 | 0-2-2 | 0.5-5 | 0.0-0 | 0 | 0 | 0 | 0/0 |
| NEV | 1/1 | 0-2-2 | 0.0-0 | 0.0-0 | 0 | 0 | 1 | 0/0 |
| BSU | 1/0 | 0-1-1 | 0.5-2 | 0.0-0 | 0 | 0 | 0 | 0/0 |
| at UNM | 0/0 | 0-0-0 | 0.0-0 | 0.0-0 | 0 | 0 | 0 | 0/0 |



/// GAME 10 RECAP vs. NEVADA ///

**NOVEMBER 11, 2023
MERLIN OLSEN FIELD AT MAVERIK STADIUM**
SCORING SUMMARY

| | 1 | 2 | 3 | 4 | FINAL |
|------------|---|----|----|----|-------|
| Nevada | 7 | 3 | 0 | 14 | 24 |
| Utah State | 7 | 17 | 10 | 7 | 41 |

First Quarter

 USU - Lane 4 yd pass from Legas (Nimrod kick, 11:03)
 NEV - Zeidler 21 yd pass from Bianco (Talton kick, 2:5)

Second Quarter

 USU - Nimrod 21 yd FG (11:10)
 USU - Tuiaki 63 yd interception return (Nimrod kick, 7:56)
 NEV - Talton 38 yd FG (2:16)
 USU - M. Davis 47 yd pass from Legas (Nimrod kick, 0:48)

Third Quarter

 USU - Nimrod 37 yd FG (10:25)
 USU - Faison 2 yd run (Nimrod kick, 1:42)

Fourth Quarter

 NEV - Dollars 5 yd run (2-point pass caught by Dollars, 7:21)
 USU - Vaughn 25 yd pass from Legas (Nimrod kick, 5:27)
 NEV - Campbell 3 yd pass from Bianco (Run failed, 3:29)
Attendance: 17,760
TEAM STATISTICS

| | NEV | USU |
|---------------------------------|-------------|------------|
| First Downs | 18 | 22 |
| Rushing | 183 | 292 |
| Passing | 164 | 182 |
| Total Offense | 347 | 474 |
| Fumbles: Number-Lost | 2-1 | 0-0 |
| Penalties: Number-Yards | 12-107 | 13-125 |
| Punts-Yards/Avg. | 9-377/41.9 | 6-279/46.5 |
| Punt Returns: No-Yds-TD/Avg. | 1-53-0/53.0 | 5-23-0/4.6 |
| Kickoff Returns: No-Yds-TD/Avg. | 3-72-0/24.0 | 0-0-0/0.0 |
| Interceptions: No-Yds-TD | 2-15-0 | 1-63-1 |
| Fumble Returns: No-Yds-TD | 0-0-0 | 0-0-0 |
| Possession Time | 31:17 | 28:43 |
| Third-Down Conversions | 3-14 | 7-16 |

INDIVIDUAL RUSHING
NEV: Dollars, 18-82, TD; Bianco, 13-74; Bell, 4-26; Lewis, 4-17; Badolato-Birdsell, 1-0; TEAM, 2-(-16).
USU: Faison, 22-181, TD; Briggs Jr., 11-69; Legas, 10-45; Vaughn, 1-(-3).

INDIVIDUAL PASSING (C-A-I, Yds, TD)
NEV: Bianco, 13-25-1, 161, 2; Lewis, 1-3-0, 3, 0.
USU: Legas, 18-33-2, 182, 3.

INDIVIDUAL RECEIVING
NEV: Campbell, 5-74, TD; Curtis, 3-56; Dollars, 2-7; Jackson III, 2-3; Zeidler, 1-21, TD; Bell, 1-3.
USU: M. Davis, 6-87, TD; Vaughn, 6-46, TD; Royals, 3-27; Lane, 2-22, TD; Faison, 1-0.

USU Punt Returns: M. Davis, 5-23.

USU KO Returns: None.

USU Interception Returns: Tuiaki, 1-63, TD.

USU Tackle Leaders: Tafisi Jr., 12; Dye, 9; Switzer, 7; Fitzgerald 7.

UTAH STATE STARTERS
OFFENSE

 LT Frias III
 LG Bowles
 C Maui
 RG Andersen
 RT Motes
 WR Vaughn
 WR M. Davis
 WR Royals
 TE Lane
 RB Briggs Jr.
 QB Legas

DEFENSE

 DE C. Slone
 DT H. Motu'apuaka
 DT Tuiaki
 DE Fitzgerald
 LB Tafisi Jr.
 LB Switzer
 S Harris
 CB Anyanwu
 S Dye
 S Larsen
 CB Dickerson


Junior RB Rahsul Faison (5) rushed for a career-high 181 yards on a career-best 22 carries and scored on a 2-yard run in Utah State's 41-24 Mountain West home win against Nevada.

LOGAN, Utah - Junior RB Rahsul Faison rushed for 181 yards and one touchdown on 22 carries as Utah State posted a 41-24 Mountain West home win against Nevada on Merlin Olsen Field at Maverik Stadium on Saturday, Nov. 11, 2023.

Faison's rushing yards and attempts were both career highs as he helped the Aggies amass 292 yards on the ground. Sophomore RB **Robert Briggs Jr.** added 69 yards rushing on 11 carries. Faison's 181 yards are the most by an Aggie since 2016.

Graduate senior QB **Cooper Legas** was 18-of-33 passing for 182 yards and three touchdowns, to go along with two interceptions, as Utah State won its second consecutive game to improve to 5-5 overall and 3-3 in Mountain West play.

Junior WR **Michah Davis** led the Aggies, who won their fourth game in a row at home over the Wolf Pack (2-8, 2-4 MW), with a career-high six receptions for 87 yards, including a 47-yard touchdown that gave Utah State a 24-10 lead at the break.

AJ Bianco passed for 161 yards and two touchdowns for the Wolf Pack, who lost for the second straight time after winning back-to-back games against San Diego State and New Mexico, respectively.

The Aggies finished with 474 yards of total offense (292 rushing, 182 passing), while holding Nevada to 347 yards (183 rushing, 164 passing). USU was also 7-of-16 on third down and limited the Wolf Pack to 3-of-14 on third down.

Even Utah State's defense found the end zone courtesy of a 63-yard interception return by sophomore DT **Seni Tuiaki**. Tuiaki, who added a season-high five tackles, scored for the first time in his career.

Graduate senior ILB **MJTafisi Jr.** led the Aggies on defense with 12 tackles, including 0.5 tackles for loss. It marked the seventh time this season, including sixth straight game, he has recorded double-digit tackles.

Utah State began the game on offense and for just the second time this season, including the first time since Week 2 against Idaho State, the Aggies scored on their opening possession. Junior TE **Broc Lane** capped the 11-play, 75-yard drive when he caught a 4-yard touchdown pass from Legas on fourth down.

Nevada tied it at 7-7 late in the first quarter on a 21-yard touchdown pass from Bianco to Cameron Zeidler.

It was all Utah State from there, though, as the Aggies scored 27 of the game's next 30 points.

Junior PK **Elliott Nimrod** booted a 21-yard field goal to put the hosts back on top for good at 10-7 and on the Pack's ensuing possession, Tuiaki intercepted a pass by Bianco.

The Wolf Pack did pull to within 17-10 after Brandon Talton made a 38-yard field goal.

Following the break, Nimrod kicked his second field goal of the game, this time from 37 yards out, to push Utah State's advantage out to 27-10. Faison's fourth rushing touchdown of the season – a 2-yarder – made it 34-10 with 1:42 remaining in the third quarter.

Senior WR **Terrell Vaughn** capped the scoring for the Aggies when he hauled in a 25-yard touchdown pass from Legas to give USU a 41-18 lead with 5:27 left in the game.

Like Davis, Vaughn also caught six passes for 46 yards.



Sophomore DT Seni Tuiaki (48) had a season-high five tackles against the Wolf Pack and returned his first-career interception 63 yards for his first-career touchdown.





/// GAME 9 RECAP vs. SAN DIEGO STATE ///



NOVEMBER 4, 2023
SNAPDRAGON STADIUM

SCORING SUMMARY

| | 1 | 2 | 3 | 4 | OT | 2OT | FINAL |
|-----------------|---|---|---|----|----|-----|-------|
| Utah State | 0 | 3 | 7 | 7 | 7 | 8 | 21 |
| San Diego State | 0 | 7 | 0 | 10 | 7 | 0 | 42 |

Second Quarter

SDSU - Redman 9 yd pass from Mayden (Browning kick, 14:10)
USU - Testa 24 yd FG (10:14)

Third Quarter

USU - Royals 50 yd pass from Legas (Testa kick, 8:43)

Fourth Quarter

USU - Booth 19 yd run (Testa kick, 13:40)
SDSU - Christon 10 yd pass from Mayden (Browning kick, 7:10)
SDSU - Browning 23 yd FG (0:36)

First Overtime

SDSU - Penny 29 yd pass from Mayden (Browning kick)
USU - Vaughn 18 yd pass from Legas (Testa kick)

Second Overtime

USU - Briggs 20 yd run (Lane pass from Vaughn)
Attendance: 23,096

TEAM STATISTICS

| | USU | SDSU |
|---------------------------------|-------------|-------------|
| First Downs | 20 | 17 |
| Rushing | 171 | 121 |
| Passing | 229 | 263 |
| Total Offense | 400 | 384 |
| Fumbles: Number-Lost | 1-0 | 1-0 |
| Penalties: Number-Yards | 6-48 | 9-84 |
| Punts-Yards/Avg. | 7-251/35.9 | 6-285/47.5 |
| Punt Returns: No-Yds-TD/Avg. | 1-6-0/6.0 | 5-35-0/7.0 |
| Kickoff Returns: No-Yds-TD/Avg. | 2-55-0/27.5 | 3-47-0/15.7 |
| Interceptions: No-Yds-TD | 1-62-0 | 2-26-0 |
| Fumble Returns: No-Yds-TD | 0-0-0 | 0-0-0 |
| Possession Time | 28:30 | 31:10 |
| Third-Down Conversions | 8-19 | 7-18 |

INDIVIDUAL RUSHING

USU: Booth, 13-77, TD; Briggs Jr., 9-59, TD; Faison, 10-30; Hillstead, 7-14; Switzer, 1-4; Legas, 4-(-13).

SDSU: Sutton, 11-86; Christon, 10-35; Davis, 2-3; Armstead, 1-3; Browning, 1-0; TEAM, 1-(-1); Mayden, 5-(-5).

INDIVIDUAL PASSING (C-A-I, Yds, TD)

USU: Hillstead, 12-16-0, 62, 0; Legas, 11-15-0, 167, 2; Royals, 0-1-0, 0, 0.

SDSU: Mayden, 25-39-1, 265, 3; Ramirez, 1-1-0, -2, 0.

INDIVIDUAL RECEIVING

USU: Vaughn, 8-91, TD; Royals, 8-87, TD; Lane, 2-13; M. Davis, 2-15; Faison, 1-10; Sterzer, 1-6; Booth, 1-5.

SDSU: Christon, 8-87, TD; Redman, 5-44, TD; Penny, 4-57, TD; Shaw, 4-56; Nicholson, 2-9; Blake, 1-33; Browning, 1-(-2); Davis, 1-(-10).

USU Punt Returns: M. Davis, 1-6.

USU KO Returns: Vaughn, 1-43; M. Davis, 1-6.

USU Interception Returns: Larsen, 1-62.

USU Tackle Leaders: Tafisi Jr., 13; Dye, 9; Larsen, 8; Pili, 8; Switzer, 6.

UTAH STATE STARTERS

OFFENSE

| | |
|----|---------------|
| LT | Frias III |
| LG | Bowles |
| C | Maui |
| RG | T. Motuapuaka |
| RT | Motes |
| WR | Vaughn |
| WR | M. Davis |
| WR | Royals |
| TE | Lane |
| RB | Booth |
| QB | Hillstead |

DEFENSE

| | |
|----|-------------|
| DE | En. Migao |
| DT | Motu'apuaka |
| DT | Tuiaki |
| DE | Fitzgerald |
| LB | Tafisi Jr. |
| LB | Switzer |
| LB | Pili |
| CB | Anyanwu |
| S | Dye |
| S | Larsen |
| CB | Dickerson |



Graduate senior QB Cooper Legas (5) was 11-of-15 passing for 167 yards and two touchdowns in Utah State's 32-24 double-overtime Mountain West road win at San Diego State.

SAN DIEGO, California - Graduate senior QB **Cooper Legas** came off the bench to rally Utah State to a thrilling 32-24 double-overtime victory against San Diego State at Snapdragon Stadium on Saturday, Nov. 4, 2023.

Legas, who completed eight straight passes at one point, was 11-of-15 for 167 yards and two touchdowns as the Aggies (4-5, 2-3 Mountain West) snapped a two-game losing streak. Legas replaced McCae Hillstead after the true freshman was injured in the second quarter.

Utah State led 17-7 with 13:40 to go in the game following a 19-yard touchdown run by junior RB **Davon Booth**. However, the Aztecs (3-6, 1-4 MW) rallied to send the game into overtime following a 10-yard touchdown pass from Jalen Mayden to Kenan Christon and a 23-yard field goal by Jack Browning with 33 seconds left in regulation.

San Diego State scored first in overtime on a 27-yard touchdown pass from Mayden to Brionne Penny to make it 24-17.

Utah State answered on its first possession in overtime when Legas found senior WR **Terrell Vaughn** from 18 yards out on third down. Junior PK **William Testa** kicked the extra point to tie it at 24-apiece. The Aggies got the ball first in the second overtime and regained the lead on a 20-yard touchdown run by sophomore RB **Robert Briggs Jr.** USU then converted its two-point try when Vaughn took the handoff from Legas and completed a pass to junior TE **Broc Lane**.

San Diego State could not answer Utah State's touchdown as sophomore S **Ike Larsen** ended the game when he intercepted a fourth-down pass by Mayden and returned it 62 yards before being pushed out of bounds.

The Aggies improved to 7-6 all-time in overtime, including 3-2 in double-overtime, as it was its first overtime game since 2017.

Prior to being injured, Hillstead was 12-of-16 passing for 62 yards for the Aggies, who finished with 400 yards of total offense, including 229 through the air and 171 on the ground. Booth finished with 77 yards rushing, while Briggs had 59 on the ground.

Mayden was 25-of-39 passing for 265 yards and three touchdowns for the Aztecs.

Vaughn led Utah State with eight catches for 91 yards and one touchdown, while junior WR **Jalen Royals** had a career high eight receptions for 87 yards and a touchdown. It marked the fifth consecutive game Royals has caught a touchdown pass.

Graduate senior ILB **MJ Tafisi Jr.** led the Aggies with 13 tackles, while sophomore S **Devin Dye** had nine stops. Larsen added eight tackles, including 1.0 tackles for loss.

Special teams played a big factor for both clubs. San Diego State attempted a fake punt

and fake field goal, but failed both times, and missed a field goal. USU was successful on its fake punt as redshirt junior S **Anthony Switzer** took the direct snap and ran four yards for the first down. Five plays later, Legas threw a 50-yard touchdown pass to Royals to give the Aggies a 10-7 lead with 8:43 remaining in the third quarter.

With Utah State nursing its 17-14 lead, the Aztecs blocked a punt by redshirt freshman **Ryan Marks** with 2:27 to go, setting up Browning's game-tying field goal.

San Diego State scored first 50 seconds into the second quarter when Mark Redman caught a 9-yard pass from Mayden. Testa, who was 1-for-2 on field goals, cut the deficit to 7-3 when he split the uprights from 24 yards.



Sophomore S Ike Larsen (6) had eight tackles, including 1.0 tackles for loss, and intercepted a pass on the final play of overtime against the Aztecs.



/// GAME 8 RECAP vs. SAN JOSÉ STATE ///

OCTOBER 21, 2023
CEFCU STADIUM
SCORING SUMMARY

| | 1 | 2 | 3 | 4 | FINAL |
|----------------|----|----|----|----|-------|
| Utah State | 0 | 14 | 0 | 7 | 21 |
| San José State | 14 | 0 | 14 | 14 | 42 |

First Quarter

SJSU- Conley 10 yd run (Halvorsen kick, 11:45)
 SJSU- Robinson 4 yd pass from Cordeiro (Halvorsen kick, 1:03)

Second Quarter

USU- Faison 5 yd run (Nimrod kick, 11:51)
 USU- M. Davis 25 yd pass from Hillstead (Nimrod kick, 3:32)

Third Quarter

SJSU- Conley 8 yd run (Halvorsen kick, 6:27)
 SJSU- Rogers 10 yd pass from Cordeiro (Halvorsen kick, 2:06)

Fourth Quarter

SJSU- Nash 29 yd pass from Cordeiro (Halvorsen kick, 9:03)
 USU- Royals 20 yd pass from Hillstead (Nimrod kick, 5:38)
 SJSU- Robinson 1 yd run (Halvorsen kick, 2:07)

Attendance: 17,220

TEAM STATISTICS

| | USU | SJSU |
|---------------------------------|-------------|------------|
| First Downs | 16 | 25 |
| Rushing | 104 | 251 |
| Passing | 160 | 119 |
| Total Offense | 264 | 370 |
| Fumbles: Number-Lost | 1-1 | 2-2 |
| Penalties: Number-Yards | 7-60 | 4-28 |
| Punts-Yards/Avg. | 5-245/49.0 | 3-148/49.3 |
| Punt Returns: No-Yds-TD/Avg. | 1-3-0/3.0 | 0-0-0/0.0 |
| Kickoff Returns: No-Yds-TD/Avg. | 2-25-0/12.5 | 0-0-0/0.0 |
| Interceptions: No-Yds-TD | 0-0-0 | 2-26-0 |
| Fumble Returns: No-Yds-TD | 0-0-0 | 0-0-0 |
| Possession Time | 22:50 | 37:10 |
| Third-Down Conversions | 3-10 | 7-12 |

INDIVIDUAL RUSHING

USU: Booth, 11-43; Faison, 16-36, TD; Briggs Jr., 6-13; Hillstead, 8-10; Vaughn, 2-2.
SJSU: Robinson, 21-102, TD; Conley, 15-74, 2TD; Cordeiro, 10-53; Jernagin, 2-26; Higgins, 1(-1); TEAM, 2(-3).

INDIVIDUAL PASSING (C-A-I, Yds, TD)

USU: Hillstead, 17-29-2, 160, 2.
SJSU: Cordeiro, 15-20-0, 119, 3.

INDIVIDUAL RECEIVING

USU: Royals, 4-60, TD; M. Davis, 4-57, TD; Vaughn, 3-30; Briggs Jr., 2(-1); Faison, 2(-4); Lane, 1-12; Booth, 1-6.
SJSU: Robinson, 4-22, TD; Conley, 2-20; Jernagin, 2-14; Miller, 2-14; Nash, 1-29; Rogers, 1-10; Bates, 1-7; Olson, 1-6; Coleman, 1(-3).
USU Punt Returns: M. Davis, 1-3.
USU KO Returns: M. Davis, 2-25.
USU Interception Returns: None.
USU Tackle Leaders: Tafisi Jr., 14; Larsen, 10; Dye, 9; Switzer, 9; H. Motu'apuaka, 6; C. Slone, 4; Pili, 4.

UTAH STATE STARTERS

| OFFENSE | | DEFENSE | |
|---------|---------------|---------|-------------|
| LT | Frias III | DE | Spires |
| LG | Bowles | DT | Motu'apuaka |
| C | Maui | DT | Tuiaki |
| RG | T. Motuapuaka | DE | Fitzgerald |
| RT | Motes | LB | Tafisi Jr. |
| WR | Vaughn | S | Switzer |
| WR | M. Davis | S | Larsen |
| WR | Royals | CB | Anyanwu |
| TE | Lane | S | Dye |
| RB | Booth | S | Harris |
| QB | Hillstead | CB | Dickerson |



Freshman QB McCae Hillstead (10) was 17-of-29 passing for 160 yards with two touchdowns and two interceptions in Utah State's 42-21 Mountain West loss at San José State.

SAN JOSE, California - Junior WR **Jalen Royals** caught a touchdown pass in his fourth-consecutive game, but it wasn't enough as San Jose State defeated Utah State 42-21 at CEFCU Stadium on Saturday, Oct. 21, 2023.

Royals finished with four catches for 60 yards, while fellow junior WR **Micah Davis** also caught four passes for 57 yards and a touchdown.

Freshman QB **McCae Hillstead** was 17-of-29 passing for 160 yards and two touchdowns, to go along with two interceptions, for Utah State (3-5, 1-3 Mountain West).

Hillstead's counterpart on the night, Chevan Cordeiro, completed 15 of 20 passes for 119 yards and three touchdowns as SJSU (3-5, 1-3 MW) snapped a 10-game losing streak to USU.

Like it has been the majority of the season, the first quarter proved to be Utah State's nemesis as the Aggies spotted the Spartans a two-touchdown lead before the start of the second quarter. The Aggies have now been outscored 105-17 in the opening quarter.

Both teams turned the ball over twice in the first quarter, but neither team could cash in on their respective takeaways.

Sophomore **S Devin Dye** forced and recovered a fumble for Utah State on back-to-back possessions inside its own 10-yard line. Graduate senior ILB **MJ Tafisi Jr.** forced the other fumble and junior DE **Blaine Spires** recovered a fumble during that sequence.

The Spartans built their 14-0 lead on a 10-yard touchdown run by Quali Conley and a 4-yard touchdown pass from Cordeiro to Kairee Robinson.

Utah State cut the deficit in half courtesy of a 5-yard touchdown run by junior RB **Rahsul Faison** early in the second quarter. The Aggies tied the game at 14-all just before halftime on a 25-yard touchdown pass from Hillstead to Davis.

Faison finished with 36 yards rushing, while fellow junior RB **Davon Booth** led Utah State on the ground with 43 yards on 11 carries.

Unfortunately for the Aggies, they couldn't keep the momentum going after the break as the Spartans took control of the game by scoring 21 unanswered points. USU cut it to 35-21 with 5:38 left in the game when Royals extended his touchdown streak by hauling in a 20-yard reception from Hillstead.

Tafisi led the Aggies on the defensive side of the ball as he racked up 14 tackles, while sophomore **S Ike Larsen** added 10 stops, including 0.5 tackles for loss. Senior DT **Hale Motu'apuaka** had a season-high six tackles, while junior DE **Cian Slone** had a career-high-tying 1.0 sacks and a career-best 2.5 tackles for loss.

As a team, Utah State tied its season high with 9.0 tackles for loss, while its 3.0 sacks were tied for its second-most in a game this year.

San José State finished with 370 yards of total offense and limited USU to a season-low 264 yards, which included a season-low 160 passing yards. USU also had a season low 16 first downs as it was just 3-for-10 on third downs and only possessed the ball for 22 minutes and 45 seconds.

Redshirt freshman **P Ryan Marks** punted five times in the game for an average of 49.0 yards. He had two 50-yard punts, including a career-long of 75 yards, which is tied for the fourth-longest in school history. Marks also had two punts downed inside the 20-yard line.



Sophomore S Devin Dye (23) had nine tackles, to go along with a forced fumble and fumble recovery inside the 10-yard line on back-to-back possessions against the Spartans.





/// GAME 7 RECAP vs. FRESNO STATE ///



OCTOBER 13, 2023

MERLIN OLSEN FIELD AT MAVERIK STADIUM

SCORING SUMMARY

| | 1 | 2 | 3 | 4 | FINAL |
|--------------|---|---|----|----|-------|
| Fresno State | 7 | 7 | 14 | 9 | 37 |
| Utah State | 7 | 7 | 3 | 15 | 32 |

First Quarter

FS- Sherrod 5 yd run (Lynch kick, 6:19)
 USU- Royals 29 yd pass from Legas (Nimrod kick, 3:42)

Second Quarter

FS- Watson 7 yd pass from Legas (Lynch kick, 2:45)
 USU- Royals 6 yd pass from Legas (Nimrod kick, 1:00)

Third Quarter

USU- Nimrod 37 yd FG (11:37)
 FS- Sherrod 46 yd run (Lynch kick, 9:51)
 FS- Watson 19 yd pass from Gill (Lynch kick, 4:51)

Fourth Quarter

USU- Vaughn 43 yd pass from Legas (Royals run, 14:29)
 FS- Lynch 26 yd FG (9:50)
 USU- Faison 24 yd run (Nimrod kick, 4:42)
 FS- Sherrod 11 yd run (Pass failed, 2:19)

Attendance: 17,220

TEAM STATISTICS

| | FS | USU |
|---------------------------------|-------------|-------------|
| First Downs | 27 | 30 |
| Rushing | 151 | 205 |
| Passing | 310 | 363 |
| Total Offense | 461 | 568 |
| Fumbles: Number-Lost | 0-0 | 0-0 |
| Penalties: Number-Yards | 5-50 | 8-74 |
| Punts-Yards/Avg. | 5-178/35.6 | 4-167/41.8 |
| Punt returns: No-Yds-TD/Avg. | 2-25-0/12.5 | 3-50-0/16.7 |
| Kickoff Returns: No-Yds-TD/Avg. | 3-87-0/29.0 | 1-23-0/23.0 |
| Interceptions: No-Yds-TD | 0-0-0 | 0-0-0 |
| Fumble Returns: No-Yds-TD | 0-0-0 | 0-0-0 |
| Possession Time | 33:09 | 26:51 |
| Third-Down Conversions | 11-18 | 4-13 |

INDIVIDUAL RUSHING

FS: Sherrod, 24-131, 3TD; Fife, 8-21; Gilliam, 3-2; Gill, 1-1; TEAM, 4-(-4).
 USU: Faison, 12-75, TD; Booth, 11-51; Legas, 12-43; Briggs Jr., 7-36.

INDIVIDUAL PASSING (C-A-I, Yds, TD)

FS: Fife, 22-39-0, 291, 1; Gill, 1-1-0, 19, 1.
 USU: Legas, 23-40-2, 363, 3.

INDIVIDUAL RECEIVING

FS: Watson, 5-76, 2TD; Freeman, 4-75; Brooks, 3-57; Sherrod, 3-35; Moss, 3-30; Gill, 2-19; Boust, 1-9; Dalena, 1-7; Gilliam, 1-2.
 USU: Royals, 7-125, 2TD; Vaughn, 7-119, TD; M. Davis, 5-72; Lane, 4-47.

USU Punt Returns: M. Davis, 3-50.


USU KO Returns: Vaughn 1-23.

USU Interception Returns: None.

USU Tackle Leaders: Tafisi Jr., 17; Switzer, 10; Larsen, 9; Dye, 6; Francois, 6.

UTAH STATE STARTERS

| OFFENSE | | DEFENSE | |
|---------|-----------|---------|-------------|
| LT | Frias III | DE | C. Slone |
| LG | Bowles | DT | Motu'apuaka |
| C | Alo | DT | Tuiaki |
| RG | Maui | DE | Fitzgerald |
| RT | Andersen | LB | Tafisi Jr. |
| WR | Vaughn | LB | Switzer |
| WR | M. Davis | CB | Francois |
| WR | Royals | CB | Anyanwu |
| TE | Lane | S | Larsen |
| RB | Booth | S | Dye |
| QB | Legas | CB | Dickerson |



Graduate senior QB Cooper Legas (5) was 23-of-40 passing for 363 yards and three touchdowns in Utah State's 37-32 Mountain West home loss to Fresno State.

LOGAN, Utah - Graduate senior QB **Cooper Legas** threw for 363 yards and three touchdowns, but his final pass of the night was intercepted at the Bulldogs' 31-yard line with less than a minute to go, helping Fresno State preserve its 37-32 victory on Merlin Olsen Field at Maverik Stadium on Friday, Oct. 13, 2023.

Junior RB **Rahsul Faison** rushed for 75 yards on a career high 12 carries. His 24-yard touchdown run tied the game at 31-all and after junior PK **Elliott Nimrod** kicked the extra point, the Aggies (3-4, 1-2 MW) were up 32-31 with 4:42 to go in the game.

The Bulldogs (6-1, 2-1 MW) wasted little time regaining the lead as they marched 72 yards in just over two minutes. Malik Sherrod capped the five-play drive with an 11-yard touchdown run to give Fresno State a 37-32 lead with 2:19 remaining.

Sherrod rushed for 131 yards and three touchdowns on 24 carries as the Bulldogs produced 461 yards of total offense.

Following Sherrod's final score of the night, the Aggies took over on their own 25 with 2:19 to go and eventually moved the ball to Fresno State's 43 before Legas' final pass was picked off.

Utah State racked up 568 yards of total offense, but two turnovers and costly penalties (eight for 74 yards) proved damaging to the Aggies. Legas was 23-of-40 passing.

Junior WR **Jalen Royals** led Utah State with a career-high-tying seven receptions for 125 yards and two touchdowns. Senior WR **Terrell Vaughn** also caught seven passes for 119 yards and one touchdown.

Fresno State's Logan Fife was 22-of-39 passing for 291 yards and one touchdown.

Defensively, Utah State graduate senior ILB **MJTafisi Jr.** had both a game- and career-high 17 tackles, to go along with one pass breakup and one quarterback hurry. Redshirt junior S **Anthony Switzer** matched his career high with 10 tackles.

Sherrod scored on a 5-yard touchdown run to give the Bulldogs a 7-0 lead with 6:19 to go in the opening quarter. USU answered on the ensuing possession when Legas connected with Royals for a 29-yard touchdown to make it 7-apiece less than three minutes later.

The Aggies appeared to take a 14-7 lead early in the second quarter when Faison caught a screen pass from Legas and turned it into a 41-yard touchdown run. However, a personal foul called on Utah State negated the score and the home team eventually had to punt.

Tre Watson made it 14-7 for Fresno State when he caught a 7-yard touchdown pass from Fife on third-and-goal.

But just like they did the first time the Bulldogs reached the end zone, the Aggies answered with a score of their own on another Legas to Royals connection.

Legas drove Utah State 75 yards in less than two minutes, capped by a 52-yard pass to Royals to knot the game at 14-apiece.

The Aggies took their first lead early in the third quarter when Nimrod split the uprights from 37 yards out to make it 17-14. Fresno State scored touchdowns the next two times it touched the ball, however, to open a 28-17 lead with 4:51 left in the third.

Utah State pulled within 28-25 early in the fourth when Vaughn caught a 43-yard touchdown pass from Legas, followed by a successful two-point conversion on a run by Royals.

A 26-yard field goal by Dylan Lynch put Fresno State up 31-25 with 9:50 to go, setting up the wild finish.



Graduate senior ILB MJTafisi Jr. (2) had a career high 17 tackles and one pass breakup against the Bulldogs.



/// GAME 6 RECAP vs. COLORADO STATE ///

OCTOBER 7, 2023
MERLIN OLSEN FIELD AT MAVERIK STADIUM
SCORING SUMMARY

| | 1 | 2 | 3 | 4 | FINAL |
|----------------|----|----|----|----|-------|
| Colorado State | 17 | 0 | 0 | 7 | 24 |
| Utah State | 3 | 14 | 14 | 13 | 44 |

First Quarter

CSU - Noyes 30 yd FG (11:27)
 CSU - Horton 79 yd punt return (Noyes kick, 10:36)
 CSU - Schield 22 yd run (Noyes kick, 9:34)
 USU - Nimrod 43 yd FG (0:20)

Second Quarter

USU - Booth 22 yd run (Nimrod kick, 6:10)
 USU - Royals 24 yd pass from Legas (Nimrod kick, 3:50)

Third Quarter

USU - Vaughn 76 yd pass from Legas (Nimrod kick, 13:49)
 USU - Royals 51 yd pass from Legas (Nimrod kick, 11:53)

Fourth Quarter

USU - M. Davis 19 yd pass from Legas (kick failed, 11:38)
 CSU - Johnson 10 yd run (Noyes kick, 8:55)
 USU - Booth 48 yd run (Nimrod kick, 4:58)

Attendance: 22,864

TEAM STATISTICS

| | CSU | USU |
|---------------------------------|-------------|------------|
| First Downs | 20 | 28 |
| Rushing | 95 | 252 |
| Passing | 225 | 387 |
| Total Offense | 320 | 639 |
| Fumbles: Number-Lost | 0-0 | 4-0 |
| Penalties: Number-Yards | 3-2 | 2-2 |
| Punts-Yards/Avg. | 7-308/44.0 | 5-217/43.4 |
| Punt returns: No-Yds-TD/Avg. | 2-86-1/43.0 | 3-8-0/2.7 |
| Kickoff Returns: No-Yds-TD/Avg. | 4-61-0/15.2 | 1-4-0/4.0 |
| Interceptions: No-Yds-TD | 2-25-0 | 3-0-0 |
| Fumble Returns: No-Yds-TD | 0-0-0 | 0-0-0 |
| Possession Time | 27:10 | 32:50 |
| Third-Down Conversions | 6-19 | 8-17 |

INDIVIDUAL RUSHING

CSU: Johnson, 17-56, TD; Schield, 5-29, TD; Edwards, 2-18; Fowler-Nicolosi, 1-(-3); TEAM, 1-(-5).
USU: Booth, 14-141, 2TD; Briggs Jr., 19-80; Faison, 9-51; Legas, 13-(-20).

INDIVIDUAL PASSING (C-A-I, Yds, TD)

CSU: Fowler-Nicolosi, 26-57-3, 225, 0.
USU: Legas, 19-29-2, 387, 4.

INDIVIDUAL RECEIVING

CSU: Brown IV, 6-54; Holker, 6-50; Horton, 3-20; Goffney, 2-23; Ross-Simmons, 2-22; Johnson, 2-17; Brown II, 2-14; Schield, 2-9; Olson, 1-16.
USU: Vaughn, 8-143, TD; Royals, 6-140, 2TD; M. Davis, 5-104, TD.

USU Punt Returns: M. Davis, 2-8.

USU KO Returns: Booth, 1-4.

USU Interception Returns: Larsen, 2-0; Harris, 1-0.

USU Tackle Leaders: Tafisi Jr., 9; Larsen, 7; Dye, 7; Harris, 6; Switzer, 6.

UTAH STATE STARTERS
OFFENSE

LT Knapp
 LG Bowles
 C Maui
 RG T. Motu'apuaka
 RT Andersen
 WR Vaughn
 WR M. Davis
 WR Royals
 TE Lane
 RB Booth
 QB Legas

DEFENSE

DE C. Slone
 DT Motu'apuaka
 DT Tuiaki
 DE Fitzgerald
 LB Tafisi Jr.
 LB Switzer
 CB Francois
 CB Anyanwu
 S Larsen
 S Dye
 CB Dickerson



Graduate senior QB Cooper Legas (5) was 19-of-29 passing for a career-high 387 yards and a career-best four touchdowns in Utah State's 44-24 Mountain West home win against Colorado State.

LOGAN, Utah - After spotting Colorado State a 17-point lead less than six minutes into the game, Utah State erupted for 37 unanswered points en route to a dominating 44-24 Homecoming victory on Merlin Olsen Field at Maverik Stadium on Saturday, Oct. 7, 2023.

Graduate senior QB **Cooper Legas** completed 19-of-29 passes for a career-high 387 yards and a career-best four touchdowns. His final touchdown pass of the night, a 19-yarder to junior WR **Micah Davis**, capped the scoring onslaught and gave the Aggies (3-3, 1-1 Mountain West) a 37-17 lead with 11:38 to go in the game.

The game marked the second-consecutive week Utah State has come back from 17 down to win, which is tied for the fourth-largest comeback in school history. The Aggies trailed 17-0 in the first quarter at UConn a week ago, but rallied for a thrilling 34-33 road victory over the Huskies.

Under third-year head coach **Blake Anderson**, the Aggies have posted 14 come-from-behind wins, including nine by double digits.

Davis, who caught a career-best five passes for a season-high 104 yards, was one of three Aggies to reach the 100-yard receiving plateau. Senior WR **Terrell Vaughn**, held without a catch a week ago at UConn, led USU with eight catches for 143 yards and one touchdown, while junior WR **Jalen Royals** hauled in six passes for 140 yards and two touchdowns.

It is just the second time in school history and first since the 1996 campaign that Utah State had three players with 100 yards receiving. It is also just the second time in school history that the Aggies have had three 100-yard receivers and a 100-yard rusher in the same game, joining the 1996 squad that accomplished the feat against CSUN.

Limited to a mere 46 yards in the first quarter, Utah State finished with 639 yards of total offense, which is the 10th-most in school history.

With the game tied at 17 at the half, Utah State scored 14 points in the first 3:07 of the third quarter on a 76-yard touchdown pass to Vaughn and a 51-yard strike to Royals.

Junior RB **Davon Booth** led the Aggies' ground attack as he rushed for a career-high 141 yards and a career-high-tying two touchdowns on 14 carries. Sophomore RB **Robert Briggs Jr.** nearly gave Utah State two 100-yard rushers as he gained 80 yards on a career-high-tying 19 carries. USU finished the game with 252 rushing yards.

Brayden Fowler-Nicolosi was 26-of-57 passing for 225 yards in a losing effort for the Rams (2-3, 0-1), who had their two-game winning streak snapped. CSU, who entered the game with the third-best passing attack in the nation at 383.5 yards per outing, finished with 320 yards of total offense.

Utah State's defense had five takeaways on the night as sophomore **S Ike Larsen** had a career-high-tying two interceptions, while fellow sophomore **S Simeon Harris** recorded the first interception of his career.

Sophomore DT **Seni Tuiaki** and junior DE **Blaine Spires** each recovered a fumble for the Aggies. For Tuiaki, it was the first of his career. Graduate senior ILB **MJ Tafisi Jr.** led Utah State with nine tackles, which included a career-high-tying 2.0 tackles for loss and a forced fumble, while Larsen and sophomore **S Devin Dye** had seven stops apiece.

The Aggies also recorded an eye-popping 14 quarterback hurries, including a career-best four by senior DT **Hale Motu'apuaka**.



Sophomore S Ike Larsen (6) tied his career high with two interceptions, while adding seven tackles and one pass breakup, against the Rams.





/// GAME 5 RECAP vs. UCONN ///



SEPTEMBER 30, 2023

PRATT & WHITNEY STADIUM

SCORING SUMMARY

| | 1 | 2 | 3 | 4 | FINAL |
|------------|---|----|----|----|-------|
| Utah State | 0 | 7 | 17 | 10 | 34 |
| UConn | 7 | 10 | 0 | 16 | 33 |

First Quarter

UConn - Stafford 1 yd run (McFadden kick, 1:14)

Second Quarter

UConn - Harris 4 yd pass from Roberson (McFadden kick, 14:12)

UConn - McFadden 36 yd FG (0:37)

USU - Bowman 63 yd pass from Hillstead (Nimrod kick, 0:14)

Third Quarter

USU - Royals 15 yd pass from Legas (Nimrod kick, 12:21)

USU - Nimrod 37 yd FG (6:56)

USU - Royals 71 yd pass from Legas (Nimrod kick, 3:52)

Fourth Quarter

UConn - Porter 28 yd pass from Roberson (McFadden kick, 14:17)

USU - Royals 52 yd pass from Legas (Nimrod kick, 12:36)

UConn - McFadden 38 yd FG (10:29)

USU - Nimrod 24 yd FG (5:20)

UConn - Stafford 1 yd run (kick failed, 0:40).

Attendance: 18,400

TEAM STATISTICS

| | USU | UCONN |
|---------------------------------|-------------|-------------|
| First Downs | 21 | 26 |
| Rushing | 101 | 218 |
| Passing | 315 | 255 |
| Total Offense | 416 | 473 |
| Fumbles: Number-Lost | 0-0 | 4-0 |
| Penalties: Number-Yards | 7-67 | 9-97 |
| Punts-Yards/Avg. | 4-155/38.8 | 4-146/36.5 |
| Punt returns: No-Yds-TD/Avg. | 3-35-0/11.7 | 0-0-0/0.0 |
| Kickoff Returns: No-Yds-TD/Avg. | 1-22-0/22.0 | 4-43-0/10.8 |
| Interceptions: No-Yds-TD | 1-0-0 | 2-0-0 |
| Fumble Returns: No-Yds-TD | 0-0-0 | 0-0-0 |
| Possession Time | 21:31 | 38:29 |
| Third-Down Conversions | 4-11 | 5-14 |

INDIVIDUAL RUSHING

USU: Legas, 6-26; Hillstead, 6-26; Briggs Jr., 8-17; Faison, 5-17; Booth, 6-16; TEAM, 1-(-1).

UCONN: Rosa, 15-92; Edwards, 13-73; Porter, 1-34; Roberson, 8-15; Stafford, 5-11, 2TD.

INDIVIDUAL PASSING (C-A-I, Yds, TD)

USU: Legas, 11-13-0, 204, 3; Hillstead, 6-11-2, 111, 1.

UCONN: Roberson, 23-32-1, 255, 1.

INDIVIDUAL RECEIVING

USU: Royals, 7-185, 3TD; Bowman, 1-63, TD; Lane, 3-24; Booth, 3-15; Faison, 1-12; M. Davis, 1-10; Briggs Jr., 1-6.

UCONN: Ross, 7-70; Buckman, 4-56; Joly, 3-44; Porter, 2-28, TD; Rosa, 3-28; Stafford, 1-10; Clercius, 1-9; Edwards, 1-6; Harris, 1-4, TD.

USU Punt Returns: M. Davis, 3-35.

USU KO Returns: Vaughn, 1-22.

USU Interception Returns: Dye, 1-0.

USU Tackle Leaders: Tafisi Jr., 13; Switzer, 10; Dye, 10; Drew, 7; Larsen, 6; C. Slone, 6.

UTAH STATE STARTERS

OFFENSE

| | |
|----|-----------|
| LT | Knapp |
| LG | Meacham |
| C | Maui |
| RG | Radford |
| RT | Andersen |
| WR | Vaughn |
| WR | Bowman |
| WR | Royals |
| TE | Lane |
| RB | Booth |
| QB | Hillstead |

DEFENSE

| | |
|----|-------------|
| DE | Migao |
| DT | Motu'apuaka |
| DT | Tuiaki |
| DE | Fitzgerald |
| LB | Tafisi Jr. |
| LB | Barthiel |
| LB | Switzer |
| CB | Anyanwu |
| S | Larsen |
| S | Dye |
| CB | Dickerson |



Junior WR Jalen Royals (1) had a career-high-tying seven receptions for a career-high 185 yards and a career-best three touchdowns in Utah State's 34-33 road win against UConn.

EAST HARTFORD, Connecticut - Sophomore S **Ike Larsen** blocked the potential game-tying extra point with 40 seconds remaining to help Utah State hold off UConn 34-33 on Saturday, Sept. 30, 2023, at Pratt & Whitney Stadium at Rentschler Field.

The blocked extra point came after the Huskies (0-5) pulled to within one on a 1-yard touchdown run by Jelani Stafford. The score capped a nine-play, 85-yard drive for the hosts.

Graduate senior QB **Cooper Legas** helped the Aggies (2-3) rally from down 17 points in the second quarter as he replaced starter **McCae Hillstead** in the third quarter after the freshman was injured on a late hit. The 17-point comeback for USU is tied for the fourth-largest in school history.

Utah State also improved to 9-1 under head coach **Blake Anderson** in one-score games and notched its 13th come-from-behind win under Anderson, including its eighth when trailing by double digits.

Utah State had six players make their first-career start in the game, including three along the offensive line due to injuries.

Legas was 11-of-13 passing for 204 yards and a career-high-tying three touchdowns, including a 52-yarder to junior WR **Jalen Royals** that gave Utah State the lead for good, 31-24 with 12:36 left in the game. Royals finished with a career-high-tying seven catches for a career-best 185 yards and a career-high three touchdowns. It was Royals' first-career 100-yard receiving game.

Prior to being hurt, Hillstead was 6-of-11 passing for 111 yards and one touchdown, to go along with two interceptions.

UConn QB TaQuan Roberson was 23-of-32 for 255 yards and one touchdown.

The Huskies jumped out to a two-touchdown advantage early in the second quarter and appeared as if they were going to take a 17-0 lead into the locker room at the half following a 36-yard field goal by Joe McFadden with 37 seconds to go until the break.

However, Utah State had other ideas. Hillstead threw a 63-yard touchdown pass to graduate junior WR **Colby Bowman** with 14 seconds remaining on the clock to pull the Aggies to within 17-7. USU went 75 yards on just two plays for the score.

Prior to that two-play drive, Utah State had just 22 yards of total offense and one first down in the game. UConn ran 30 mores plays (47-17) than USU in the first half, had a dozen more first downs (15-3) and more than doubled the Aggies in total yardage (253-97).

The Huskies finished with 473 yards of total offense (255 passing, 218 rushing), while USU, which improved to 3-0 all-time against UConn, amassed 416 yards (315 passing, 101 rushing).

Utah State had the ball inside UConn territory the first two times possessions of the game following an interception by sophomore S **Devin Dye** and a 21-yard punt return by junior WR **Micah Davis**.

Graduate senior ILB **MJ Tafisi Jr.** recorded a career-high-tying 13 tackles, while redshirt junior ILB **Anthony Switzer** added 10 stops to match his career high. Switzer also had his first-career sack and posted a career-best 3.0 tackles for loss. Dye tallied a career-high 10 tackles, to go along with his second interception in as many games.

Junior PK **Elliott Nimrod** scored 10 points for USU with two field goals (37, 24) and four extra points.



Sophomore S Ike Larsen (6) blocked the game-tying extra point with 40 seconds remaining against the Huskies, while adding six tackles and a pass breakup.



/// GAME 4 RECAP vs. JAMES MADISON ///

SEPTEMBER 23, 2023
MERLIN OLSEN FIELD AT MAVERIK STADIUM
SCORING SUMMARY

| | 1 | 2 | 3 | 4 | FINAL |
|---------------|----|----|----|---|-------|
| James Madison | 17 | 21 | 0 | 7 | 45 |
| Utah State | 0 | 17 | 14 | 7 | 38 |

First Quarter

JMU- Dollison 54 yd pass from McCloud (Wise kick, 14:03)
 JMU- Wise 20 yd FG (8:06)
 JMU- McCloud 1 yd run (Wise kick, 4:44)

Second Quarter

JMU- Sproles 3 yd pass from McCloud (Wise kick, 14:51)
 USU- Nimrod 18 yd run (Nimrod kick, 10:29)
 JMU- Brown 57 yd pass from McCloud (Wise kick, 7:37)
 USU- Bowman 73 yd pass from Hillstead (Nimrod kick, 6:27)
 JMU- McCloud 1 yd run (Wise kick, 1:32)
 USU- Nimrod 28 yd FG (0:07)

Third Quarter

USU- Vaughn 20 yd pass from Hillstead (Nimrod kick, 10:36)
 USU- Vaughn 6 yd pass from Hillstead (Nimrod kick, 4:23)

Fourth Quarter

USU- M. Davis 76 yd pass from Hillstead (Nimrod kick, 11:01)
 JMU- Brown 74 yd pass from McCloud (Wise kick, 5:52)
 Attendance: 18,400

TEAM STATISTICS

| | JMU | USU |
|---------------------------------|-------------|-------------|
| First Downs | 23 | 21 |
| Rushing | 148 | 98 |
| Passing | 364 | 402 |
| Total Offense | 512 | 500 |
| Fumbles: Number-Lost | 3-3 | 0-0 |
| Penalties: Number-Yards | 6-35 | 9-80 |
| Punts-Yards/Avg. | 4-157/39.2 | 5-227/45.4 |
| Punt returns: No-Yds-TD/Avg. | 2-18-0/9.0 | 1-35-0/25.0 |
| Kickoff Returns: No-Yds-TD/Avg. | 2-56-0/28.0 | 3-46-0/15.3 |
| Interceptions: No-Yds-TD | 3-15-0 | 2-16-0 |
| Fumble Returns: No-Yds-TD | 0-0-0 | 0-0-0 |
| Possession Time | 29:45 | 30:15 |
| Third-Down Conversions | 3-12 | 7-18 |

INDIVIDUAL RUSHING

JMU: Black, 17-76; Lawton, 6-35; McCloud, 9-26, 2TD; Palmer, 5-15; TEAM, 2-(-4).

USU: Booth, 21-103; Nimrod, 1-18, TD; Briggs Jr., 2-6; Faison, 1-(-3); Hillstead, 6-(-26).

INDIVIDUAL PASSING (C-A-I, Yds, TD)

JMU: McCloud, 23-42-2, 364, 4.

USU: Hillstead, 25-47-3, 399, 4; M. Davis, 1-1-0, 2, 0; Kotsanlee, 1-1-0, 1, 0.

INDIVIDUAL RECEIVING

JMU: Brown, 5-160, 2TD; Black, 5-43; Sarratt, 4-45; Knight, 3-26; Sproles, 3-14, TD; Dollison, 1-54, TD; Wright, 1-11; Hudson, 1-11.

USU: Vaughn, 10-124, 2TD; Royals, 7-57; Tia, 3-47; M. Davis, 2-82, TD; Bowman, 2-78, TD; Lane, 2-17; Booth, 1-(-3).

USU Punt Returns: M. Davis, 1-35.

USU KO Returns: M. Davis, 3-46.

USU Interception Returns: Dye, 1-14; Switzer, 1-2.

USU Tackle Leaders: Larsen, 10; Dye, 9; Francois, 7; Tafisi Jr., 7; Anyanwu, 6.

UTAH STATE STARTERS
OFFENSE

| | |
|----|----------------|
| LT | Andersen |
| LG | Meacham |
| C | Alo |
| RG | T. Motu'apuaka |
| RT | Motes |
| WR | Vaughn |
| WR | Bowman |
| WR | Royals |
| TE | Lane |
| RB | Faison |
| QB | Hillstead |

DEFENSE

| | |
|----|-------------|
| DE | C. Slone |
| DT | Motu'apuaka |
| DT | Tuiaki |
| DE | Fitzgerald |
| LB | Tafisi Jr. |
| LB | Switzer |
| CB | Anyanwu |
| S | Francois |
| S | Larsen |
| S | Harris |
| CB | Drew |



Freshman QB McCae Hillstead (10) was 25-of-47 passing for 399 yards with four touchdowns and three interceptions, all of which are career highs, in Utah State's 45-38 home loss to James Madison.

LOGAN, Utah - For the second time in as many outings, Utah State dug itself a huge first-quarter hole and could not recover. The Aggies went down fighting, though.

James Madison scored the first four times it touched the ball – three touchdowns and a field goal – but had to hold in a thrilling 45-38 win against Utah State in front of 19,994 fans on Saturday, Sept. 23, 2023.

The Aggies (1-3) trailed 24-0 just nine seconds into the second quarter and 38-17 at halftime, but fought all the way back to tie it up at 38-all with 11:01 to go in the game after junior WR **Micah Davis** caught a career-long 76-yard touchdown pass from freshman QB **McCae Hillstead**.

In his first-career start for the Aggies, Hillstead was 25-of-47 passing for 399 yards – the most in school history by a freshman – and four touchdowns. However, he also threw three interceptions.

Senior WR **Terrell Vaughn** caught a game-best 10 passes for a season-high 124 yards and a career-high-tying two touchdowns.

Both of Vaughn's touchdown receptions were in the third quarter, a 20- and 6-yarder, respectively, to pull the Aggies within 38-31.

Jordan McCloud was 23-of-34 passing for 364 yards and four touchdowns, to go along with two interceptions, for the Dukes (4-0), who finished with a dozen more yards (512-500).

McCloud's final touchdown pass of the night was a 74-yarder to Reggie Brown to give JMU the lead back for good, 45-38 with 5:52 to go in the fourth quarter.

However, Utah State got the ball back three more times before the clock hit zero. Unfortunately for the Aggies, they turned it over on downs once and Hillstead was intercepted twice – the second of which went off the hands of graduate junior WR **Colby Bowman** following a hard hit by a JMU defender.

Bowman finished with two receptions for a career-high 78 yards, including a career-long 63-yard touchdown catch in the second quarter.

Down by 24 early in the second quarter, Utah State started chipping away at the deficit when it successfully executed a fake field goal. Junior PK **Elliott Nimrod** initially lined up for a 35-yard field goal, but instead of going through with the kick, he took the pitch from senior P/H **Stephen Kotsanlee** and ran 18 yards for the touchdown.

The touchdown was set up by sophomore S **Devin Dye's** first-career interception. It was one of five turnovers the Aggies had on the night as junior S **Anthony Switzer** had both a pick and a fumble recovery, while junior DE **Blaine Spires** also recovered a fumble.

Graduate senior OL **Wade Meacham** also recovered a fumble after James Madison's Jarius Reimonenq intercepted a pass, but lost the ball on the return courtesy of a hit by junior OL **Cole Motes**.

Sophomore S **Ike Larsen** had a game-high 10 tackles, including 1.0 tackles for loss, and a forced fumble. Besides his interception, Dye added a career-best nine tackles, including 0.5 tackles for loss and one pass breakup.

Junior RB **Davon Booth** led all rushers with a career-high 103 yards on 21 carries for the Aggies, who had negative 22 yards and zero first downs after the first quarter.



Sophomore S Ike Larsen (6) had 10 tackles, including 1.0 tackles for loss, to go along with a forced fumble against the Dukes.





/// GAME 3 RECAP vs. AIR FORCE ///



SEPTEMBER 15, 2023
FALCON STADIUM

SCORING SUMMARY

| | 1 | 2 | 3 | 4 | FINAL |
|------------|----|----|---|---|-------|
| Utah State | 0 | 7 | 7 | 7 | 21 |
| Air Force | 22 | 10 | 7 | 0 | 39 |

First Quarter

AFA- Michel 1 yd run (Michel run, 7:04)
AFA- Larrier 4 yd run (Dapore kick, 5:17)
AFA- Michel 2 yd run (Dapore kick, 0:11)

Second Quarter

AFA- Eldridge III 13 yd run (Dapore kick, 11:15)
USU- Vaughn 2 yd pass from Hillstead (Nimrod kick, 1:58)
AFA- Dapore 49 yd FG (0:00)

Third Quarter

AFA- Michel 2 yd run (Dapore kick, 8:45)
USU- Royals 9 yd pass from Hillstead (Nimrod kick, 5:10)

Fourth Quarter

USU- M. Davis 6 yd pass from Hillstead (Nimrod kick, 8:43)
Attendance: 18,400

TEAM STATISTICS

| | USU | AFA |
|---------------------------------|-------------|------------|
| First Downs | 20 | 24 |
| Rushing | 54 | 344 |
| Passing | 248 | 84 |
| Total Offense | 302 | 428 |
| Fumbles: Number-Lost | 1-1 | 0-0 |
| Penalties: Number-Yards | 4-17 | 6-60 |
| Punts-Yards/Avg. | 3-125/41.7 | 3-121/40.3 |
| Punt returns: No-Yds-TD/Avg. | 1-11-0/11.0 | 0-0-0/0.0 |
| Kickoff Returns: No-Yds-TD/Avg. | 2-39-0/19.5 | 0-0-0/0.0 |
| Interceptions: No-Yds-TD | 0-0-0 | 1-8-0 |
| Fumble Returns: No-Yds-TD | 0-0-0 | 0-0-0 |
| Possession Time | 21:20 | 38:40 |
| Third-Down Conversions | 3-of-11 | 9-of-13 |

INDIVIDUAL RUSHING

USU: Faison, 7-40; Booth, 7-19; Hillstead, 7-6; Williams, 2(-)-1; Legas, 3(-)-10).
AFA: Burk, 15-110; Michel, 28-106, 3TD; Eldridge III, 7-58, TD; Larrier, 10-56, TD; Calvert, 1-6; Kinamon, 1-4; Johnson, 1-3; Carson, 1-1.

INDIVIDUAL PASSING (C-A-I, Yds, TD)

USU: Hillstead, 18-27-0, 202, 3; Legas, 2-7-1, 46, 0; Williams, 0-1-0, 0, 0.
AFA: Larrier, 3-4-0, 84, 0.

INDIVIDUAL RECEIVING

USU: Vaughn, 5-57, TD; M. Davis, 4-84, TD; Royals, 4-52, TD; Lane, 5-40; Booth, 1-9; Bowman, 1-6.
AFA: Roznos, 1-49; Engel, 1-28; Kinamon, 1-7.

USU Punt Returns: M. Davis, 1-11.

USU KO Returns: Vaughn, 2-39.

USU Interception Returns: None.

USU Tackle Leaders: Joyce, 11; Larsen, 11; Tafisi Jr., 9; Francois, 8; Harris, 5.

UTAH STATE STARTERS

OFFENSE

| | |
|----|----------------|
| LT | Frias III |
| LG | Meacham |
| C | Alo |
| RG | T. Motu'apuaka |
| RT | Motes |
| WR | Vaughn |
| WR | Bowman |
| WR | Royals |
| TE | Lane |
| RB | Booth |
| QB | Legas |

DEFENSE

| | |
|----|-------------|
| DT | Vakauta |
| DT | Motu'apuaka |
| DT | Tuiaki |
| DE | Fitzgerald |
| LB | Tafisi Jr. |
| DB | Francois |
| LB | Joyce |
| CB | Anyanwu |
| CB | Drew |
| BS | Harris |
| FS | Larsen |



Freshman QB McCae Hillstead (10) was 18-of-27 passing for 202 yards and three touchdowns, all of which are career highs, in Utah State's 39-21 Mountain West loss at Air Force.

USAFA, Colorado - Air Force scored touchdowns the first four times it touched the ball and never looked back in a 39-21 win against Utah State in the Mountain West opener for both teams at Falcon Stadium on Friday, Sept. 15, 2023.

True freshman QB **McCae Hillstead**, who replaced starter **Cooper Legas** early in the second quarter, was 18-of-27 passing for 202 yards and three touchdowns for the Aggies (1-2, 0-1 MW), all of which are career highs. Those 202 passing yards are the most by an Aggie true freshman since **Darell Garretson** threw for 298 yards against UNLV in 2013. Furthermore, Hillstead's three touchdown passes are the most by an Aggie true freshman since **Kent Myers** had three touchdown passes at Hawai'i in 2014.

Junior WR **Micah Davis**, who spent his first two collegiate seasons at Air Force, caught a career-high-tying four catches for 84 yards, including a 6-yard touchdown pass from Hillstead that capped the game's scoring with 8:43 left in the fourth quarter.

For the third-straight game, senior WR **Terrell Vaughn** led Utah State in receptions as he had five catches for 57 yards, including a 2-yarder from Hillstead for the Aggies' first touchdown of the night late in the second quarter.

Junior WR **Jalen Royals** also found the end zone for the Aggies on a 9-yard pass from Hillstead in the third quarter. He finished with four receptions for a career-high 52 yards. Junior TE **Broc Lane** had five receptions for 40 yards, both career highs.

Junior RB **Rahsul Faison** led the Aggies on ground as he gained 40 yards on a career-high seven carries. As a team, USU finished with a season-low 54 rushing yards.

Emmanuel Michel powered the offense for Air Force (3-0, 1-0) on the night as he rushed for 106 yards and three touchdowns. Owen Burk also eclipsed the century mark on the ground with 110 yards rushing on 15 carries.

Air Force QB Zac Larrier was 3-for-4 passing for 84 yards, to go along with 56 yards rushing and a touchdown. The Falcons racked up 428 yards of total offense, but allowed a season-high 302 yards.

Utah State did finish the game with a season-low four penalties for just 17 yards, but committed two turnovers with one interception and a lost fumble, while Air Force did not turn the ball over once during the game. Air Force also controlled the ball for 38:40 as compared to just 21:20 for the Aggies.

Two of Air Force's first-half touchdowns came after turnovers by USU, which had its two-game winning streak against the Falcons snapped.

Following the second of those two turnovers, an interception thrown by Legas, Utah State head coach **Blake Anderson** made the change under center.

Defensively, sophomore ILB **Cole Joyce** finished with a career-high 11 tackles, including 1.0 tackles for loss and 1.0 sacks. Sophomore S **Ike Larsen** also had 11 stops, which was a career best. Junior CB **Jaiden Francois** added a career-high eight tackles, while sophomore CB **JD Drew** had a career-best four stops. Sophomore S **Devin Dye** also had a career high four tackles and redshirt freshman DT **Sir Mells** finished with a career-best two stops.



Sophomore ILB Cole Joyce (20) had a career-high 11 tackles, which included a career-high-tying 1.0 sacks, against the Falcons.



/// GAME 2 RECAP vs. IDAHO STATE ///

SEPTEMBER 9, 2023
MERLIN OLSEN FIELD AT MAVERIK STADIUM
SCORING SUMMARY

| | 1 | 2 | 3 | 4 | FINAL |
|-------------|---|----|----|----|-------|
| Idaho State | 7 | 7 | 7 | 7 | 28 |
| Utah State | 7 | 44 | 14 | 13 | 78 |

First Quarter

 USU- Briggs 58 yd run (Testa kick, 14:33)
 ISU- Fredrickson 9 yd run (Kopcho kick, 10:59)

Second Quarter

 USU- Booth 8 yd run (Testa kick, 14:51)
 USU- Booth 40 yd run (Testa kick, 12:09)
 USU- Vaughn 4 yd pass from Legas (Testa kick, 6:35)
 USU- Larsen 47 yd interception return (run failed, 5:44)
 USU- Royals 20 yd pass from Legas (Nimrod kick, 5:24)
 USU- Faison 60 yd run (Nimrod kick, 4:08)
 ISU- Fredrickson 15 yd pass from Hays (Kopcho kick, 0:16)
 USU- Nimrod 37 yd field goal (0:05)

Third Quarter

 USU- Vaughn 5 yd pass from Williams (Nimrod kick, 8:58)
 USU- Davis 47 yd pass from Williams (Nimrod kick, 3:58)
 ISU- Shulikov 12 yd pass from Hays (Kopcho kick, 0:00)

Fourth Quarter

 ISU- Hunter 1 yd run (Kopcho kick, 9:15)
 USU- Jones 1 yd run (kick failed, 4:25)
 USU- Francois 75 yd interception return (Nimrod kick, 0:54)
 Attendance: 20,034

TEAM STATISTICS

| | ISU | USU |
|---------------------------------|-------------|-------------|
| First Downs | 28 | 23 |
| Rushing | 101 | 380 |
| Passing | 323 | 211 |
| Total Offense | 424 | 591 |
| Fumbles: Number-Lost | 2-1 | 1-0 |
| Penalties: Number-Yards | 0-0 | 4-35 |
| Punts-Yards/Avg. | 7-283/40.4 | 3-136/45.3 |
| Punt returns: No-Yds-TD/Avg. | 0-0/0.0 | 3-16/0/5.3 |
| Kickoff Returns: No-Yds-TD/Avg. | 3-59/0/19.7 | 3-70/0/23.3 |
| Interceptions: No-Yds-TD | 0-0-0 | 2-122-2 |
| Fumble Returns: No-Yds-TD | 0-0-0 | 1-0-0 |
| Possession Time | 27:37 | 26:29 |
| Third-Down Conversions | 7-of-16 | 5-of-10 |

INDIVIDUAL RUSHING
ISU: Gasu, 6-30; Kauh, 6-27; Hunter, 10-19, TD; Taylor, 3-13; Hays, 1-9; Cooke, 4-3.
USU: Briggs Jr., 9-101, TD; Faison, 5-95, TD; Booth, 6-83, 2TD; Jones, 8-32, TD; Williams, 4-30; Legas, 6-18; Hillstead, 2-17; Vaughn, 1-4.

INDIVIDUAL PASSING (C-A-I, Yds, TD)
ISU: Cooke, 20-30-1, 185, 1; Hays, 11-17-0, 114, 2; Cavallero, 3-6-1, 24, 0.
USU: Legas, 14-16-0, 125, 2; Williams, 5-7-0, 68, 2; Hillstead, 3-5-0, 18, 0.

INDIVIDUAL RECEIVING
ISU: James, 9-48; Fredrickson, 8-116, 2TD; Jordan Jr., 4-31; Dailey Jr., 2-26; Shulikov, 2-25, TD; Wallace, 2-20, TD; Hunter, 2-10; Kauh, 2-0; Isom, 1-18; Gasu, 1-17; Mason, 1-12.
USU: Vaughn, 11-73, 2TD; Royals, 3-49, TD; K. Davis, 2-14; M. Davis, 1-47, TD; Bowman, 1-12; Lane, 1-8; Rowan, 1-4; Monney, 1-3; Booth, 1-1.

USU Punt Returns: M. Davis, 3-16.

USU KO Returns: Briggs Jr., 1-50; Vaughn, 1-15; Jones, 1-5.

USU Interception Returns: Francois, 1-75, TD; Larsen, 1-47, TD.

USU Tackle Leaders: Switzer, 10; Harris, 8; Francois, 7; Anyanwu, 6; Fitzgerald, 6.

UTAH STATE STARTERS

| OFFENSE | DEFENSE |
|-------------------|----------------|
| LT Frias III | DE C. Sione |
| LG Meacham | DT Motu'apuaka |
| C Alo | DE Tuiaki |
| RG T. Motu'apuaka | DE Fitzgerald |
| RT Motes | CB Gabriel |
| WR Vaughn | DB Francois |
| WR Bowman | S Switzer |
| WR Royals | CB Anyanwu |
| TE Monney | CB Drew |
| RB Briggs Jr. | BS Harris |
| QB Legas | FS Larsen |



Sophomore RB Robert Briggs Jr. (2) had 151 all-purpose yards as he rushed for a career-high 101 yards on just nine carries and scored his second-career touchdown on a career-long 58-yard run in Utah State's 78-28 home win against Idaho State. Briggs also had a 50-yard kickoff return in the game.

LOGAN, Utah- Sophomore RB Robert Briggs Jr. rushed for a career-high 101 yards and one touchdown on nine carries to help lead Utah State to a dominating 78-28 home-opening win against Idaho State on Merlin Olsen Field at Maverik Stadium on Saturday, Sept. 9, 2023.

The Aggies (1-1) racked up 591 yards of total offense, including 380 on the ground – the 19th-most in school history. Junior RB **Rahsul Faison** nearly eclipsed the century mark as he had 95 yards rushing and one touchdown on just five carries, while fellow junior RB **Davon Booth** ran for 83 yards and two scores on just six carries.

This was Utah State's sixth-consecutive victory over Idaho State (0-2), which finished with 424 total yards – 323 through the air and 101 on the ground.

The 78 points scored by the Aggies are the fourth-most in school history and the most since 1919, when they defeated these same Bengals by a whopping 136-0.

Utah State senior QB **Cooper Legas** was 14-of-16 passing for 125 yards and two touchdowns. Two other signal callers got into the game for the Aggies as junior **Levi Williams** was 5-of-7 passing for 68 yards and two touchdowns, while freshman **McCae Hillstead** made his Aggie debut, completing 3-of-5 passes for 18 yards.

Senior WR **Terrell Vaughn** caught 11 passes for 73 yards and a career-high-tying two touchdowns. He is the first Aggie since **Kevin Curtis** in 2001 to have double-digit receptions in back-to-back games. In Utah State's season opener at then-No. 25 Iowa on Sept. 2, Vaughn hauled in a career-best 12 receptions for 93 yards and one touchdown.

While the Aggie offense found the end zone nine times on the night, the defense also got into the scoring act on two occasions. Sophomore S **Ike Larsen** intercepted a pass by Idaho State's Jordan Cooke and returned it 47 yards for a touchdown to give USU a 34-7 lead with 5:44 remaining in the second quarter. It was his fifth-career interception and second career pick-six.

Junior CB **Jaiden Francois** capped the game's scoring with a pick-six of his own, returning it 75 yards for a touchdown with 54 seconds remaining in the fourth. The pass by Idaho State's Matthew Cavallero was broken up by sophomore S **Devin Dye** and hauled in by Francois.

Both teams scored on their respective opening drives. Utah State needed just two plays to find the end zone as Briggs scored on a career-long 58-yard run just 27 seconds into the contest. The Bengals tied it at 7-all when Cooke found Christian Fredrickson from nine yards.

The score remained the same as the two teams headed to the second quarter, where the Aggies broke things open by scoring an eye-popping 44 points – the most in any quarter in school history – including 20 points in a 71-second span.

Utah State went into halftime leading 51-14. The 51 points scored by the Aggies during the first 30 minutes of play are the second-most in school history.

Redshirt junior S **Anthony Switzer** recorded both a game- and career-high 10 tackles on the night, while senior punter **Stephen Kotsanlee** had a career-long 69-yard punt.

Other Aggies to find the end zone on the night included senior RB **Cooper Jones** (1-yd run), junior WR **Micah Davis** (47-yard catch) and fellow junior WR **Jalen Royals** (20-yard catch). Junior PK **Elliott Nimrod** added a 37-yard field goal for USU.



Junior CB Jaiden Francois (10) had a career-high seven tackles, which included a career-best 1.5 tackles for loss, while adding his first-career interception that he returned 75 yards for his first-career touchdown against the Bengals.





/// GAME 1 RECAP vs. IOWA ///



SEPTEMBER 2, 2023

KINNICK STADIUM

SCORING SUMMARY

| | 1 | 2 | 3 | 4 | FINAL |
|------------|----|---|---|---|-------|
| Utah State | 0 | 3 | 3 | 8 | 14 |
| #25 Iowa | 14 | 3 | 0 | 7 | 24 |

First Quarter

IOWA- Anderson 36 yd pass from McNamara (Stevens kick, 14:18)
IOWA- All 3 yd pass from McNamara (Stevens kick, 7:44)

Second Quarter

USU- Testa 32 yd field goal (11:03)
IOWA- Stevens 20 yd field goal (0:07)

Third Quarter

USU- Nimrod 45 yd field goal (12:02)

Fourth Quarter

IOWA - Johnson 3 yd run (Stevens kick, 10:17)
USU- Vaughn 16 yd pass from Legas (2-pt play good, 1:36)
Attendance: 69,250

TEAM STATISTICS

| | USU | IOWA |
|---------------------------------|-------------|-------------|
| First Downs | 19 | 18 |
| Rushing | 116 | 88 |
| Passing | 213 | 196 |
| Total Offense | 329 | 284 |
| Fumbles: Number-Lost | 0-0 | 2-0 |
| Penalties: Number-Yards | 10-91 | 7-50 |
| Punts-Yards/Avg. | 6-266/44.3 | 7-329/47.0 |
| Punt returns: No-Yds-TD/Avg. | 2-22-0/11.0 | 3-3-0/1.0 |
| Kickoff Returns: No-Yds-TD/Avg. | 0-0-0/0.0 | 1-54-0/54.0 |
| Interceptions: No-Yds-TD | 0-0-0 | 1-0-0 |
| Fumble Returns: No-Yds-TD | 0-0-0 | 0-0-0 |
| Possession Time | 27:48 | 32:12 |
| Third-Down Conversions | 5-of-17 | 6-of-17 |

INDIVIDUAL RUSHING

USU: Faison, 7-59; Booth, 8-33; Legas, 7-17; Briggs Jr., 2-7.
IOWA: Johnson, 19-63, TD; Wetjen, 3-22; Williams, 6-16; Patterson, 5-(-2); TEAM, 1-(-2); McNamara, 2-(-9).

INDIVIDUAL PASSING (C-A-I, Yds, TD)

USU: Legas, 32-48-1, 213, 1.
IOWA: McNamara, 17-30-0, 191, 2; Hill, 1-3-0, 5, 0.

INDIVIDUAL RECEIVING

USU: Vaughn, 12-93, TD; Royals, 5-39; M. Davis, 3-22; Faison, 3-37; Briggs Jr., 3-13; Tia, 2-15; Bowman, 2-12; Booth, 2-10.
IOWA: Lachey, 7-73; All, 3-15, TD; Anderson, 2-41, TD; Ragaini, 2-36; Patterson, 2-19; Williams, 2-12.

USU Punt Returns: M. Davis, 2-22.

USU KO Returns: None.

USU Interception Returns: None.

USU Tackle Leaders: Tafisik Jr., 12; Harris, 8; Switzer, 8.

UTAH STATE STARTERS

| OFFENSE | | DEFENSE | |
|---------|----------------|---------|------------|
| LT | Frias III | DE | Fitzgerald |
| LG | Meacham | DT | Tuiaki |
| C | Alo | DT | Vakauta |
| RG | T. Motu'apuaka | DE | En. Migao |
| RT | Motes | LB | Alford |
| WR | Vaughn | LB | Tafisi Jr. |
| WR | Davis | LB | Switzer |
| WR | Royals | CB | Anyanwu |
| WR | Tia | CB | Drew |
| RB | Briggs Jr. | BS | Harris |
| QB | Legas | FS | Larsen |



Graduate senior QB Cooper Legas (5) was 32-of-48 passing for 213 yards with one touchdown and one interception in Utah State's 24-14 loss at Iowa. Legas also rushed for 17 yards on seven carries.

IOWA CITY, Iowa - Senior QB Cooper Legas passed for 213 yards and one touchdown as Utah State opened its season with a hard-fought 24-14 loss to No. 25 Iowa on Saturday, Sept. 2, 2023, at Kinnick Stadium.

Senior WR Terrell Vaughn caught a career-high 12 passes for 93 yards. Vaughn's 16-yard touchdown catch with 1:36 to go in the game pulled the Aggies (0-1) to within 24-12. Utah State went for two and got it on a pass from Legas to junior RB Rahsul Faison.

Junior WR Jalen Royals added a career-high five receptions for a career-best 39 yards as eight different Aggies caught passes in the game.

Faison led the Aggies in rushing with 59 yards on seven carries and ended the game with 81 all-purpose yards as he also caught three passes for 37 yards. Following the touchdown and two-point conversion, Utah State attempted an onside kick, but Iowa (1-0) recovered it.

Legas was 32-of-48 through the air, both of which were career bests, to go along with 17 yards rushing on seven carries. He threw one interception as well.

Cade McNamara completed 17-of-30 passes for 191 yards and two touchdowns to help stake the Hawkeyes to a 14-0 lead midway through the first half.

Luke Lachey was Iowa's favorite target on the day as he caught seven passes for 73 yards.

The Hawkeyes scored the first two times they touched the ball. Following a 54-yard return on the opening kickoff by Kaleb Johnson, the hosts scored two plays later on a 36-yard touchdown pass from McNamara to Seth Anderson to make it 7-0.

McNamara threw his second touchdown of the quarter on Iowa's next series, a 3-yarder to Erick All on fourth-down to give the hosts a 14-0 lead with 7:44 remaining.

Neither team found the end zone the rest of the half, trading field goals instead. Junior PK William Testa got the Aggies on the board with 11:03 to go in the second quarter with a 32-yard field goal to make it 14-3, capping a 16-play drive.

Just before halftime, Drew Stevens split the uprights from 20 yards out to send Iowa into the break with a 17-3 advantage.

Utah State junior PK Elliott Nimrod cut the deficit to 17-6 when he drilled the first field goal of his Aggie career, a 45-yarder with 12:02 left in the third quarter.

The Hawkeyes made it 24-6 with 10:17 remaining in the game on a 3-yard touchdown run by Johnson.

Graduate senior ILB MJ Tafisi Jr. had his sixth-career double-digit tackle outing as he led the Aggies with 12 stops, including a career-high 3.0 tackles for loss, to go along with his first-career forced fumble. Redshirt junior S Anthony Switzer and sophomore S Simeon Harris recorded eight tackles apiece in their respective Utah State debuts. Sophomore S Ike Larsen had four tackles, a career-high-tying two pass breakups, and a blocked punt, which extended his school record to four.

The Aggies, who had a total of 29 players make their Utah State debuts, gained 329 total yards, including 116 on the ground alone, while limiting the Hawkeyes to just 284 yards of total offense.

Utah State's defense finished the game with 10.0 tackles for loss, which included 1.0 sacks, to go along with five pass breakups.



Graduate senior ILB MJ Tafisi Jr. (2) had 12 tackles, which included a career-high 3.0 tackles for loss, to go along with his first-career forced fumble, against the Hawkeyes.





2023 TEAM STATISTICS

| Team Statistics | USU | OPP |
|------------------------------|------------|------------|
| SCORING | 365 | 365 |
| Points Per Game | 33.18 | 33.18 |
| FIRST DOWNS | 236 | 245 |
| Rushing | 98 | 120 |
| Passing | 118 | 104 |
| Penalty | 20 | 21 |
| RUSHING YARDAGE | 1937 | 2052 |
| Yards gained | 2208 | 2287 |
| Yards lost | 271 | 235 |
| Attempts | 414 | 452 |
| Avg Per Attempt | 4.7 | 4.5 |
| Avg Per Game | 176.1 | 186.5 |
| TDs Rushing | 13 | 24 |
| PASSING YARDAGE | 2919 | 2396 |
| Att-Comp-Int | 377-234-17 | 359-213-10 |
| Avg Per Attempt | 7.74 | 6.67 |
| Avg Per Catch | 12.47 | 11.25 |
| Avg Per Game | 265.36 | 217.82 |
| TDs Passing | 31 | 23 |
| TOTAL OFFENSE | 4856 | 4448 |
| Total Plays | 791 | 811 |
| Avg Per Play | 6.1 | 5.5 |
| Avg Per Game | 441.5 | 404.4 |
| KICK RETURNS: #-YARDS | 16-308 | 23-479 |
| PUNT RETURNS: #-YARDS | 27-250 | 16-228 |
| INT RETURNS: #-YARDS | 10-263 | 17-109 |
| KICK RETURN AVERAGE | 19.25 | 20.83 |
| PUNT RETURN AVERAGE | 9.26 | 14.25 |
| INT RETURN AVERAGE | 26.30 | 6.41 |
| FUMBLES-LOST | 8-6 | 21-9 |
| PENALTIES-YARDS | 80-708 | 69-597 |
| Avg Per Game | 64.36 | 54.27 |
| PUNTS-YARDS | 54-2324 | 62-2712 |
| Avg Per Punt | 43.04 | 43.74 |
| Net Punt Avg | 36.59 | 38.74 |
| KICKOFFS-YARDS | 63-3801 | 63-3878 |
| Avg Per Kick | 60.33 | 61.56 |
| Net Kick Avg | 44.48 | 43.97 |
| TIME OF POSSESSION | 04:56:46 | 06:02:54 |
| Per Game | 26:59 | 32:59 |
| 3RD-DOWN CONVERSIONS | 58-157 | 69-167 |
| 3rd-Down Pct | 36.94 % | 41.32 % |
| 4TH-DOWN CONVERSIONS | 15-26 | 8-16 |
| 4th-Down Pct | 57.69 % | 50.00 % |
| SACKS BY-YARDS | 21-108 | 38-211 |
| MISC YARDS | 0 | 0 |
| TOUCHDOWNS SCORED | 47 | 48 |
| FIELD GOALS-ATTEMPTS | 12-15 | 10-12 |
| ON-SIDE KICKS | 1-5 | 0-3 |
| RED-ZONE SCORES | 33-38 | 43-53 |
| RED-ZONE TOUCHDOWNS | 22-38 | 35-53 |
| PAT-ATTEMPTS | 41-43 | 43-44 |
| ATTENDANCE | 115,693 | 147,001 |
| Dates-Avg Per Date | 6-19,282 | 5-29,400 |
| Neutral Site #-Avg | - | 0-0 |

| Conf | Date | Opponent | WL | Score | Record | Time | Attend |
|------|------------|--------------------|----|-------|-----------|-------|--------|
| | 09/02/2023 | at Iowa | L | 14-24 | 0-1 , 0-0 | 03:33 | 69,250 |
| | 09/09/2023 | IDAHO ST. | W | 78-28 | 1-1 , 0-0 | 03:02 | 20,034 |
| * | 09/15/2023 | at Air Force | L | 21-39 | 1-2 , 0-1 | 03:04 | 18,400 |
| | 09/23/2023 | JAMES MADISON | L | 38-45 | 1-3 , 0-1 | 03:42 | 19,994 |
| | 09/30/2023 | at UConn | W | 34-33 | 2-3 , 0-1 | 03:24 | 21,227 |
| * | 10/07/2023 | COLORADO ST. | W | 44-24 | 3-3 , 1-1 | 03:30 | 22,864 |
| * | 10/13/2023 | FRESNO ST. | L | 32-37 | 3-4 , 1-2 | 03:41 | 17,220 |
| * | 10/21/2023 | at San Jose St. | L | 21-42 | 3-5 , 1-3 | 03:10 | 15,028 |
| * | 11/04/2023 | at San Diego State | W | 32-24 | 4-5 , 2-3 | 03:28 | 23,096 |
| * | 11/11/2023 | NEVADA | W | 41-24 | 5-5 , 3-3 | 03:23 | 17,760 |
| * | 11/18/2023 | BOISE ST. | L | 10-45 | 5-6 , 3-4 | 03:26 | 17,821 |

* = Conference game

| Score by Quarters | 1st | 2nd | 3rd | 4th | OT | Total |
|-------------------|-----|-----|-----|-----|----|-------|
| Utah St. | 31 | 136 | 89 | 94 | 15 | 365 |
| Opponents | 112 | 99 | 49 | 98 | 7 | 365 |





| # | Rushing | GP | ATT | GAIN | LOSS | NET | AVG | TD | LG | AVG/G |
|----|------------------|-----------|------------|-------------|------------|-------------|------------|-----------|-----------|---------------|
| 6 | Booth, Davon | 10 | 109 | 716 | 25 | 691 | 6.3 | 5 | 49 | 69.10 |
| 3 | Faison, Rahsul | 11 | 87 | 591 | 9 | 582 | 6.7 | 4 | 60 | 52.91 |
| | Briggs, Robert | 10 | 77 | 409 | 8 | 401 | 5.2 | 2 | 58 | 40.10 |
| 5 | Legas, Cooper | 9 | 68 | 236 | 114 | 122 | 1.8 | 0 | 24 | 13.56 |
| 31 | Jones, Cooper | 2 | 14 | 45 | 0 | 45 | 3.2 | 1 | 15 | 22.50 |
| 10 | Hillstead, McCae | 7 | 41 | 135 | 96 | 39 | 1.0 | 0 | 18 | 5.57 |
| 16 | Williams, Levi | 9 | 11 | 47 | 14 | 33 | 3.0 | 0 | 11 | 3.67 |
| 89 | Nimrod, Elliott | 10 | 1 | 18 | 0 | 18 | 18.0 | 1 | 18 | 1.80 |
| 3 | Switzer, Anthony | 11 | 1 | 4 | 0 | 4 | 4.0 | 0 | 4 | 0.36 |
| 0 | Vaughn, Terrell | 11 | 4 | 7 | 4 | 3 | 0.8 | 0 | 4 | 0.27 |
| | Team | 11 | 1 | 0 | 1 | -1 | -1.0 | 0 | 0 | -0.09 |
| | Total | 11 | 414 | 2208 | 271 | 1937 | 4.7 | 13 | 60 | 176.09 |
| | Opponents | 11 | 452 | 2287 | 235 | 2052 | 4.5 | 24 | 75 | 186.55 |

| # | Passing | GP | Rating | COMP-ATT-INT | PCT | YDS | TD | LG | AVG/G |
|----|--------------------|-----------|---------------|-------------------|----------------|-------------|-----------|-----------|---------------|
| 5 | Legas, Cooper | 9 | 158.29 | 138-213-8 | 64.79 % | 1815 | 19 | 76 | 201.67 |
| 10 | Hillstead, McCae | 7 | 128.18 | 87-147-8 | 59.18 % | 1005 | 10 | 76 | 143.57 |
| 16 | Williams, Levi | 9 | 166.65 | 7-13-0 | 53.85 % | 96 | 2 | 47 | 10.67 |
| 4 | Davis, Micah | 11 | 116.80 | 1-1-0 | 100.00 % | 2 | 0 | 2 | 0.18 |
| 63 | Kotsanlee, Stephen | 6 | 108.40 | 1-1-0 | 100.00 % | 1 | 0 | 1 | 0.17 |
| 1 | Royals, Jalen | 11 | 0.00 | 0-1-0 | 0.00 % | 0 | 0 | 0 | 0.00 |
| 0 | Vaughn, Terrell | 11 | -200.00 | 0-1-1 | 0.00 % | 0 | 0 | 0 | 0.00 |
| | Total | 11 | 145.22 | 234-377-17 | 62.07 % | 2919 | 31 | 76 | 265.36 |
| | Opponents | 11 | 130.96 | 213-359-10 | 59.33 % | 2396 | 23 | 74 | 217.82 |

| # | Receiving | GP | NO | YDS | AVG | TD | LG | AVG/G |
|----|---------------------|-----------|------------|-------------|--------------|-----------|-----------|---------------|
| 1 | Royals, Jalen | 11 | 61 | 934 | 15.31 | 12 | 71 | 84.91 |
| 0 | Vaughn, Terrell | 11 | 75 | 805 | 10.73 | 10 | 76 | 73.18 |
| 4 | Davis, Micah | 11 | 36 | 628 | 17.44 | 6 | 76 | 57.09 |
| 87 | Lane, Broc | 10 | 21 | 208 | 9.90 | 1 | 27 | 20.80 |
| 8 | Bowman, Colby | 11 | 7 | 169 | 24.14 | 2 | 63 | 15.36 |
| 15 | Tia, Otto | 5 | 5 | 62 | 12.40 | 0 | 37 | 12.40 |
| 6 | Booth, Davon | 10 | 10 | 39 | 3.90 | 0 | 9 | 3.90 |
| 3 | Faison, Rahsul | 11 | 8 | 36 | 4.50 | 0 | 26 | 3.27 |
| 11 | Davis, Kahanu | 4 | 2 | 14 | 7.00 | 0 | 10 | 3.50 |
| | Briggs, Robert | 10 | 6 | 11 | 1.83 | 0 | 6 | 1.10 |
| 83 | Sterzer, Josh | 3 | 1 | 6 | 6.00 | 0 | 6 | 2.00 |
| 26 | Rowan, Kyrese | 11 | 1 | 4 | 4.00 | 0 | 4 | 0.36 |
| 86 | Monney, Will | 9 | 1 | 3 | 3.00 | 0 | 3 | 0.33 |
| 10 | Hillstead, McCae | 7 | 0 | 0 | NaN | 0 | 0 | 0.00 |
| 84 | MacGillivray, Ryder | 6 | 0 | 0 | NaN | 0 | 0 | 0.00 |
| | Total | 11 | 234 | 2919 | 12.47 | 31 | 76 | 265.36 |
| | Opponents | 11 | 213 | 2396 | 11.25 | 23 | 74 | 217.82 |

| # | Punt Returns | NO | YRDS | AVG | TD | LG |
|---|------------------|-----------|------------|--------------|----------|-----------|
| 4 | Davis, Micah | 26 | 250 | 9.62 | 0 | 35 |
| 7 | Steele, Xavion | 1 | 0 | 0 | 0 | 0 |
| | Total | 27 | 250 | 9.26 | 0 | 35 |
| | Opponents | 16 | 228 | 14.25 | 1 | 79 |

| # | Interceptions | NO | YRDS | AVG | TD | LG |
|----|------------------|-----------|------------|--------------|----------|-----------|
| 6 | Larsen, Ike | 4 | 109 | 27.25 | 1 | 62 |
| 23 | Dye, Devin | 2 | 14 | 7.00 | 0 | 14 |
| 10 | Francois, Jaiden | 1 | 75 | 75.00 | 1 | 75 |
| 48 | Tuiaki, Seni | 1 | 63 | 63.00 | 1 | 63 |
| 3 | Switzer, Anthony | 1 | 2 | 2.00 | 0 | 2 |
| 12 | Harris, Simeon | 1 | 0 | 0.00 | 0 | 0 |
| | Total | 10 | 263 | 26.30 | 3 | 75 |
| | Opponents | 17 | 109 | 6.41 | 0 | 25 |

| # | Kick Returns | NO | YRDS | AVG | TD | LG |
|----|------------------|-----------|------------|--------------|----------|-----------|
| 0 | Vaughn, Terrell | 7 | 166 | 23.71 | 0 | 43 |
| 4 | Davis, Micah | 6 | 83 | 13.83 | 0 | 21 |
| | Briggs, Robert | 1 | 50 | 50.00 | 0 | 50 |
| 31 | Jones, Cooper | 1 | 5 | 5.00 | 0 | 5 |
| 6 | Booth, Davon | 1 | 4 | 4.00 | 0 | 4 |
| | Total | 16 | 308 | 19.25 | 0 | 50 |
| | Opponents | 23 | 479 | 20.83 | 0 | 54 |

| # | Fumble Returns | NO | YRDS | AVG | TD | LG |
|----|------------------|----------|----------|-------------|----------|----------|
| 98 | Slone, Cian | 1 | 0 | 0.00 | 0 | 0 |
| | Total | 1 | 0 | 0.00 | 0 | 0 |
| | Opponents | 0 | 0 | 0 | 0 | 0 |





| # | Scoring | TD | FG | PAT | | | | | SAF | PTS |
|------------------|------------------|-----------|-----------|--------------|------------|----------|------------|----------|----------|------------|
| | | | | KICK | RUSH | RCV | PASS | DXP | | |
| 1 | Royals, Jalen | 12 | — | — | 1-1 | — | — | — | — | 74 |
| 89 | Nimrod, Elliott | 1 | 10 | 34-36 | — | — | — | — | — | 70 |
| 0 | Vaughn, Terrell | 10 | — | — | — | 1 | 1-1 | — | — | 62 |
| 4 | Davis, Micah | 6 | — | — | — | — | — | — | — | 36 |
| 6 | Booth, Davon | 5 | — | — | — | — | — | — | — | 30 |
| 3 | Faison, Rahsul | 4 | — | — | — | — | — | — | — | 24 |
| 59 | Testa, William | — | 2 | 7-7 | — | — | — | — | — | 13 |
| 8 | Bowman, Colby | 2 | — | — | — | — | — | — | — | 12 |
| | Briggs, Robert | 2 | — | — | — | — | — | — | — | 12 |
| 10 | Francois, Jaiden | 1 | — | — | — | — | — | — | — | 6 |
| 31 | Jones, Cooper | 1 | — | — | — | — | — | — | — | 6 |
| 87 | Lane, Broc | 1 | — | — | — | — | — | — | — | 6 |
| 6 | Larsen, Ike | 1 | — | — | — | — | — | — | — | 6 |
| 48 | Tuiaki, Seni | 1 | — | — | — | — | — | — | — | 6 |
| 5 | Legas, Cooper | — | — | — | — | 1 | 1-1 | — | — | 2 |
| | Team | — | — | — | 0-1 | — | — | — | — | 0 |
| Total | | 47 | 12 | 41-43 | 1-2 | 2 | 2-2 | — | — | 365 |
| Opponents | | 48 | 10 | 43-44 | 1-2 | 1 | 1-2 | — | — | 365 |

| # | Field Goals | FGM-FGA | PCT | i20 | 20-29 | 30-39 | 40-49 | 50+ | LG | BLK |
|------------------|-----------------|--------------|----------------|------------|------------|------------|------------|------------|-----------|----------|
| 59 | Testa, William | 2-3 | 66.67 % | 0-0 | 1-1 | 1-2 | 0-0 | 0-0 | 32 | 0 |
| 89 | Nimrod, Elliott | 10-12 | 83.33 % | 0-0 | 3-3 | 5-6 | 2-3 | 0-0 | 45 | 0 |
| Total | | 12-15 | 80.00 % | 0-0 | 4-4 | 6-8 | 2-3 | 0-0 | 45 | 0 |
| Opponents | | 10-12 | 83.33 % | 0-1 | 4-5 | 4-4 | 2-2 | 0-0 | 49 | 0 |

| FG Sequence | Utah St. | Opponents |
|-----------------|-----------|-----------|
| Iowa | (32),(45) | (20) |
| Idaho St. | (37) | - |
| Air Force | - | (49) |
| James Madison | (28),37 | (20) |
| UConn | (37),(24) | (36),(38) |
| Colorado St. | (43),41 | (30) |
| Fresno St. | (37) | (26) |
| San Jose St. | - | 48 |
| San Diego State | (24),38 | 42,(23) |
| Nevada | (21),(37) | (38) |
| Boise St. | (34) | (44) |

Numbers in (parentheses) indicate field goal was made.

| # | All Purpose | G | RUSH | RCV | PR | KR | IR | Total | AVG/G |
|------------------|------------------|-----------|-------------|-------------|------------|------------|------------|-------------|---------------|
| 0 | Vaughn, Terrell | 11 | 3 | 805 | 0 | 166 | 0 | 974 | 88.55 |
| 4 | Davis, Micah | 11 | 0 | 628 | 250 | 83 | 0 | 961 | 87.36 |
| 1 | Royals, Jalen | 11 | 0 | 934 | 0 | 0 | 0 | 934 | 84.91 |
| 6 | Booth, Davon | 10 | 691 | 39 | 0 | 4 | 0 | 734 | 73.40 |
| 3 | Faison, Rahsul | 11 | 582 | 36 | 0 | 0 | 0 | 618 | 56.18 |
| | Briggs, Robert | 10 | 401 | 11 | 0 | 50 | 0 | 462 | 46.20 |
| 87 | Lane, Broc | 10 | 0 | 208 | 0 | 0 | 0 | 208 | 20.80 |
| 8 | Bowman, Colby | 11 | 0 | 169 | 0 | 0 | 0 | 169 | 15.36 |
| 5 | Legas, Cooper | 9 | 122 | 0 | 0 | 0 | 0 | 122 | 13.56 |
| 6 | Larsen, Ike | 11 | 0 | 0 | 0 | 0 | 109 | 109 | 9.91 |
| 10 | Francois, Jaiden | 10 | 0 | 0 | 0 | 0 | 75 | 75 | 7.50 |
| 48 | Tuiaki, Seni | 11 | 0 | 0 | 0 | 0 | 63 | 63 | 5.73 |
| 15 | Tia, Otto | 5 | 0 | 62 | 0 | 0 | 0 | 62 | 12.40 |
| 31 | Jones, Cooper | 2 | 45 | 0 | 0 | 5 | 0 | 50 | 25.00 |
| 10 | Hillstead, McCae | 7 | 39 | 0 | 0 | 0 | 0 | 39 | 5.57 |
| 16 | Williams, Levi | 9 | 33 | 0 | 0 | 0 | 0 | 33 | 3.67 |
| 89 | Nimrod, Elliott | 10 | 18 | 0 | 0 | 0 | 0 | 18 | 1.80 |
| 11 | Davis, Kahanu | 4 | 0 | 14 | 0 | 0 | 0 | 14 | 3.50 |
| 23 | Dye, Devin | 11 | 0 | 0 | 0 | 0 | 14 | 14 | 1.27 |
| 3 | Switzer, Anthony | 11 | 4 | 0 | 0 | 0 | 2 | 6 | 0.55 |
| 83 | Sterzer, Josh | 3 | 0 | 6 | 0 | 0 | 0 | 6 | 2.00 |
| 26 | Rowan, Kyrese | 11 | 0 | 4 | 0 | 0 | 0 | 4 | 0.36 |
| 86 | Monney, Will | 9 | 0 | 3 | 0 | 0 | 0 | 3 | 0.33 |
| | Team | 11 | -1 | 0 | 0 | 0 | 0 | -1 | -0.09 |
| Total | | 11 | 1937 | 2919 | 250 | 308 | 263 | 5677 | 516.09 |
| Opponents | | 11 | 2052 | 2396 | 228 | 479 | 109 | 5264 | 478.55 |

| # | Total Offense | G | Plays | Rush | Pass | Total | AVG/G |
|------------------|--------------------|-----------|------------|-------------|-------------|-------------|---------------|
| 5 | Legas, Cooper | 9 | 281 | 122 | 1815 | 1937 | 215.22 |
| 10 | Hillstead, McCae | 7 | 188 | 39 | 1005 | 1044 | 149.14 |
| 6 | Booth, Davon | 10 | 109 | 691 | 0 | 691 | 69.10 |
| 3 | Faison, Rahsul | 11 | 87 | 582 | 0 | 582 | 52.91 |
| | Briggs, Robert | 10 | 77 | 401 | 0 | 401 | 40.10 |
| 16 | Williams, Levi | 9 | 24 | 33 | 96 | 129 | 14.33 |
| 31 | Jones, Cooper | 2 | 14 | 45 | 0 | 45 | 22.50 |
| 89 | Nimrod, Elliott | 10 | 1 | 18 | 0 | 18 | 1.80 |
| 3 | Switzer, Anthony | 11 | 1 | 4 | 0 | 4 | 0.36 |
| 0 | Vaughn, Terrell | 11 | 5 | 3 | 0 | 3 | 0.27 |
| 4 | Davis, Micah | 11 | 1 | 0 | 2 | 2 | 0.18 |
| 63 | Kotsanlee, Stephen | 6 | 1 | 0 | 1 | 1 | 0.17 |
| | Team | 11 | 1 | -1 | 0 | -1 | -0.09 |
| Total | | 11 | 790 | 1937 | 2919 | 4856 | 441.45 |
| Opponents | | 11 | 811 | 2052 | 2396 | 4448 | 404.36 |

| # | Punting | NO | YDS | AVG | LG | TB | FC | i20 | 50+ | BLK |
|------------------|--------------------|-----------|-------------|--------------|-----------|----------|-----------|-----------|-----------|----------|
| 47 | Marks, Ryan | 28 | 1238 | 44.21 | 75 | 4 | 7 | 8 | 5 | 0 |
| 63 | Kotsanlee, Stephen | 25 | 1086 | 43.44 | 69 | 2 | 7 | 8 | 4 | 0 |
| | Team | 1 | 0 | 0.00 | 0 | 0 | 0 | 0 | 0 | 1 |
| Total | | 54 | 2324 | 43.04 | 75 | 6 | 14 | 16 | 9 | 1 |
| Opponents | | 62 | 2712 | 43.74 | 65 | 3 | 21 | 19 | 16 | 2 |

| # | Kickoffs | NO | YDS | AVG | TB | OB |
|------------------|-----------------|-----------|-------------|-------------|-----------|----------|
| 47 | Marks, Ryan | 7 | 430 | 61.4 | 0 | 1 |
| 89 | Nimrod, Elliott | 56 | 3371 | 60.2 | 26 | 0 |
| Total | | 63 | 3801 | 60.3 | 26 | 1 |
| Opponents | | 63 | 3878 | 61.6 | 40 | 2 |





| # | Defensive Leaders | GP | Tackles | | | | Sacks NO-YDS | Pass Defense | | | Fumbles | | Blocked | |
|------------------|---------------------|-----------|------------|------------|--------------|-----------------|-----------------|---------------|-----------|-----------|------------|----------|----------|----------|
| | | | Solo | ASST | TOT | TFL-YDS | | INT-YDS | BU | QBH | RCV-YDS | FF | KICK | SAF |
| 2 | Tafisi, Mj | 11 | 47 | 73 | 120.0 | 6.5-15 | — | — | 1 | 2 | — | 2 | — | — |
| 3 | Switzer, Anthony | 11 | 39 | 45 | 84.0 | 8.0-31 | 3.0-20 | 1-2 | 4 | 5 | 1-0 | — | — | — |
| 6 | Larsen, Ike | 11 | 46 | 35 | 81.0 | 3.5-5 | — | 4-109 | 5 | 1 | — | 1 | 2 | — |
| 23 | Dye, Devin | 11 | 36 | 42 | 78.0 | 0.5-2 | — | 2-14 | 6 | — | 1-0 | 1 | — | — |
| 12 | Harris, Simeon | 11 | 24 | 20 | 44.0 | 2.5-10 | — | 1-0 | 4 | — | — | — | — | — |
| 32 | Fitzgerald, Paul | 11 | 20 | 20 | 40.0 | 6.0-32 | 5.0-26 | — | 1 | 1 | — | 1 | — | — |
| 10 | Francois, Jaiden | 10 | 15 | 25 | 40.0 | 1.5-2 | — | 1-75 | 2 | 1 | — | — | — | — |
| 22 | Anyanwu, Michael | 11 | 20 | 16 | 36.0 | — | — | — | 3 | — | 1-0 | 1 | — | — |
| 8 | Motu'apuaka, Hale | 10 | 12 | 17 | 29.0 | 3.0-10 | 2.0-7 | — | — | 4 | — | — | — | — |
| 18 | Drew, JD | 9 | 13 | 11 | 24.0 | — | — | — | 3 | — | — | — | — | — |
| 20 | Joyce, Cole | 10 | 9 | 15 | 24.0 | 2.0-9 | 2.0-9 | — | — | — | — | — | — | — |
| 27 | Pili, Logan | 10 | 9 | 15 | 24.0 | 3.0-10 | 1.0-6 | — | 1 | — | — | — | — | — |
| 52 | Spires, Blaine | 10 | 10 | 14 | 24.0 | 6.5-18 | 3.0-10 | — | 1 | 9 | 3-0 | 1 | — | — |
| 98 | Slone, Cian | 11 | 10 | 13 | 23.0 | 5.5-17 | 2.0-7 | — | 4 | 7 | 1-0 | — | — | — |
| 45 | Migao, Enoka | 11 | 6 | 14 | 20.0 | 2.5-11 | 1.0-2 | — | — | 2 | — | — | — | — |
| 48 | Tuiaki, Seni | 11 | 10 | 10 | 20.0 | 3.5-4 | — | 1-63 | 1 | 2 | 1-0 | — | — | — |
| 17 | Dickerson, Avante | 11 | 10 | 7 | 17.0 | — | — | — | 6 | — | — | — | — | — |
| 42 | Ward, John | 10 | 5 | 8 | 13.0 | 2.0-6 | — | — | — | 2 | — | — | — | — |
| 44 | Maile, Bo | 9 | 5 | 7 | 12.0 | 0.5-2 | — | — | — | — | — | — | — | — |
| 40 | Barthiel, Gavin | 10 | 4 | 7 | 11.0 | 2.0-12 | 1.0-10 | — | 1 | — | — | — | — | — |
| 7 | Steele, Xavion | 10 | 7 | 4 | 11.0 | — | — | — | 1 | — | — | — | — | — |
| 96 | Mells, Sir | 9 | 4 | 6 | 10.0 | 1.0-11 | 1.0-11 | — | — | 1 | — | 1 | — | — |
| 14 | Olevao, Bronson | 3 | 5 | 1 | 6.0 | 2.0-2 | — | — | — | — | — | — | — | — |
| 9 | Vakauta, Poukesi | 7 | — | 5 | 5.0 | 0.5-0 | — | — | — | — | — | — | — | — |
| 13 | Ashford, Al | 10 | — | 4 | 4.0 | — | — | — | — | — | — | — | — | — |
| 87 | Lane, Broc | 10 | 4 | — | 4.0 | — | — | — | — | — | — | — | — | — |
| 3 | Strong, Javar | 4 | 2 | 2 | 4.0 | — | — | — | — | — | — | — | — | — |
| 24 | Bryan, Gabriel | 2 | 3 | — | 3.0 | — | — | — | 2 | — | — | — | — | — |
| 90 | Mosley Jr., Clifton | 4 | 1 | 2 | 3.0 | 0.5-1 | — | — | — | — | — | — | — | — |
| 26 | Rowan, Kyrese | 11 | 2 | 1 | 3.0 | — | — | — | — | — | — | — | 1 | — |
| 1 | Royals, Jalen | 11 | 3 | — | 3.0 | — | — | — | — | — | — | — | — | — |
| 89 | Nimrod, Elliott | 10 | — | 2 | 2.0 | — | — | — | — | — | — | — | — | — |
| 69 | Alo, Falepule | 8 | 1 | — | 1.0 | — | — | — | — | — | — | — | — | — |
| 11 | Andreasen, Zion | 1 | — | 1 | 1.0 | — | — | — | — | — | — | — | — | — |
| 6 | Booth, Davon | 10 | 1 | — | 1.0 | — | — | — | — | — | — | — | — | — |
| 8 | Bowman, Colby | 11 | 1 | — | 1.0 | — | — | — | — | — | — | — | — | — |
| 4 | Davis, Micah | 11 | 1 | — | 1.0 | — | — | — | — | — | — | — | — | — |
| 49 | Garcia, Jacob | 11 | 1 | — | 1.0 | — | — | — | — | — | — | — | — | — |
| 55 | Lauhingoa, Siaosi | 6 | 1 | — | 1.0 | — | — | — | — | — | — | — | — | — |
| 47 | Marks, Ryan | 7 | 1 | — | 1.0 | — | — | — | — | — | — | — | — | — |
| 56 | Motes, Cole | 8 | 1 | — | 1.0 | — | — | — | — | — | — | 1 | — | — |
| 83 | Sterzer, Josh | 3 | — | 1 | 1.0 | — | — | — | — | — | — | — | — | — |
| 95 | Tomczyk, Adam | 1 | — | 1 | 1.0 | — | — | — | — | — | — | — | — | — |
| 41 | Tu'akoi, Make | 2 | 1 | — | 1.0 | — | — | — | — | — | — | — | — | — |
| 2 | Briggs, Robert | 10 | — | — | — | — | — | — | — | — | — | — | — | — |
| 3 | Faison, Rahsul | 11 | — | — | — | — | — | — | — | — | — | — | — | — |
| 10 | Hillstead, McCae | 7 | — | — | — | — | — | — | — | — | — | — | — | — |
| 31 | Jones, Cooper | 2 | — | — | — | — | — | — | — | — | — | — | — | — |
| 5 | Legas, Cooper | 9 | — | — | — | — | — | — | — | — | — | — | — | — |
| 79 | Meacham, Wade | 11 | — | — | — | — | — | — | — | — | 1-0 | — | — | — |
| 59 | Testa, William | 3 | — | — | — | — | — | — | — | — | — | — | — | — |
| 0 | Vaughn, Terrell | 11 | — | — | — | — | — | — | — | — | — | — | — | — |
| Total | | 11 | 390 | 444 | 834.0 | 63.0-210 | 21.0-108 | 10-263 | 46 | 37 | 9-0 | 9 | 3 | — |
| Opponents | | 11 | 422 | 392 | 814.0 | 83.0-302 | 38.0-211 | 17-109 | 46 | 38 | 6-0 | 5 | 1 | — |



/// OFFENSIVE STARTERS GAME-BY-GAME ///

| OFFENSE | WR | WR | LT | LG | OC | RG | RT | TE/WR* | WR | RB | QB |
|--------------------|--------|--------|-----------|---------|----------|----------------|----------|--------|----------|------------|-----------|
| at Iowa | Royals | Vaughn | Frias III | Meacham | Alo | T. Motu'apuaka | Motes | *Tia | M. Davis | Briggs Jr. | Legas |
| Idaho State | Royals | Vaughn | Frias III | Meacham | Alo | T. Motu'apuaka | Motes | Monney | Bowman | Briggs Jr. | Legas |
| at Air Force | Royals | Vaughn | Frias III | Meacham | Alo | T. Motu'apuaka | Motes | Lane | Bowman | Booth | Legas |
| James Madison | Royals | Vaughn | Andersen | Meacham | Alo | T. Motu'apuaka | Motes | Lane | Bowman | Faison | Hillstead |
| at UConn | Royals | Vaughn | Knapp | Meacham | Maui | Radford | Andersen | Lane | Bowman | Booth | Hillstead |
| Colorado State | Royals | Vaughn | Knapp | Bowles | Maui | T. Motu'apuaka | Andersen | Lane | M. Davis | Booth | Legas |
| Fresno State | Royals | Vaughn | Frias III | Bowles | Alo | Maui | Andersen | Lane | M. Davis | Booth | Legas |
| at San José State | Royals | Vaughn | Frias III | Bowles | Maui | T. Motu'apuaka | Motes | Lane | M. Davis | Booth | Hillstead |
| at San Diego State | Royals | Vaughn | Frias III | Bowles | Maui | T. Motu'apuaka | Motes | Lane | M. Davis | Booth | Hillstead |
| Nevada | Royals | Vaughn | Frias III | Bowles | Andersen | Maui | Motes | Lane | M. Davis | Briggs Jr. | Legas |
| Boise State | Royals | Vaughn | Frias III | Bowles | Alo | Maui | Motes | Lane | M. Davis | Faison | Legas |
| at New Mexico | | | | | | | | | | | |

/// DEFENSIVE STARTERS GAME-BY-GAME ///

| DEFENSE | DE | DT | DT | DE/DT* | ILB | ILB | NKL/OLB* | CB | S | S | CB |
|--------------------|------------|---------|----------------|-----------|---------|------------|-----------|-----------|--------|--------|---------|
| at Iowa | Fitzgerald | Tuiaki | Vakauta | En. Migao | Alford | Tafisi Jr. | Switzer* | Drew | Larsen | Harris | Anyanwu |
| Idaho State | Fitzgerald | Tuiaki | H. Motu'apuaka | C. Slone | Switzer | Francois | Anyanwu | Drew | Larsen | Harris | Bryan |
| at Air Force | Fitzgerald | Vakauta | H. Motu'apuaka | Tuiaki* | Cole | Tafisi Jr. | Francois | Drew | Larsen | Harris | Anyanwu |
| James Madison | Fitzgerald | Tuiaki | H. Motu'apuaka | C. Slone | Switzer | Tafisi Jr. | Francois | Drew | Larsen | Harris | Anyanwu |
| at UConn | Fitzgerald | Tuiaki | H. Motu'apuaka | En. Migao | Switzer | Tafisi Jr. | Barthiel* | Dickerson | Larsen | Dye | Anyanwu |
| Colorado State | Fitzgerald | Tuiaki | H. Motu'apuaka | C. Slone | Switzer | Tafisi Jr. | Francois | Dickerson | Larsen | Dye | Anyanwu |
| Fresno State | Fitzgerald | Tuiaki | H. Motu'apuaka | C. Slone | Switzer | Tafisi Jr. | Francois | Dickerson | Larsen | Dye | Anyanwu |
| at San José State | Fitzgerald | Tuiaki | H. Motu'apuaka | Spires | Switzer | Tafisi Jr. | Harris | Dickerson | Larsen | Dye | Anyanwu |
| at San Diego State | Fitzgerald | Tuiaki | H. Motu'apuaka | En. Migao | Switzer | Tafisi Jr. | Pili* | Dickerson | Larsen | Dye | Anyanwu |
| Nevada | Fitzgerald | Tuiaki | H. Motu'apuaka | C. Slone | Switzer | Tafisi Jr. | Harris | Dickerson | Larsen | Dye | Anyanwu |
| Boise State | Fitzgerald | Tuiaki | H. Motu'apuaka | Spires | Switzer | Tafisi Jr. | Harris | Dickerson | Larsen | Dye | Anyanwu |
| at New Mexico | | | | | | | | | | | |

/// CAREER GAMES PLAYED / STARTED ///

| Player | Career Games | Career Starts | Consec Games | Consec Starts | Player | Career Games | Career Starts | Consec Games | Consec Starts | Player | Career Games | Career Starts | Consec Games | Consec Starts |
|--------------------|--------------|---------------|--------------|---------------|---------------------|--------------|---------------|--------------|---------------|------------------------|--------------|---------------|--------------|---------------|
| H. Motu'apuaka, DT | 56 | 38 | 10 | 10 | J. Royals, WR | 23 | 12 | 18 | 11 | S. Asoua Fua, OL | 11 | 0 | 11 | 0 |
| M. Anyanwu, CB | 47 | 32 | 12 | 12 | M. Davis, WR | 23 | 7 | 11 | 6 | A. Okerwa, WR | 10 | 0 | 10 | 0 |
| W. Meacham, OL | 47 | 18 | 38 | 0 | J. Francois, CB | 23 | 5 | 1 | 0 | T. Andersen, OL | 10 | 5 | 2 | 0 |
| E. Nimrod, PK | 44 | 0 | 2 | 0 | S. Harris, S | 22 | 12 | 11 | 2 | D. Booth, RB | 10 | 6 | 1 | 0 |
| M. Tafisi, LB | 41 | 18 | 11 | 9 | C. Legas, QB | 21 | 15 | 3 | 2 | W. Monney, TE | 10 | 1 | 3 | 0 |
| B. Spires, DE | 40 | 20 | 2 | 1 | R. Briggs, RB | 20 | 3 | 8 | 0 | O. Okeke, LB | 10 | 1 | 0 | 0 |
| S. Kotsanlee, P | 39 | 0 | 0 | 0 | B. Maile, DT | 20 | 0 | 1 | 0 | P. Buchanan, TE | 9 | 0 | 0 | 0 |
| W. Bowles, OL | 38 | 6 | 7 | 6 | O. Tia, WR | 20 | 1 | 0 | 0 | R. Marks, P/K | 7 | 0 | 6 | 0 |
| J. Garcia, LS | 38 | 0 | 38 | 0 | K. Van Leeuwen, WR | 20 | 3 | 0 | 0 | M. Hillstead, QB | 7 | 4 | 1 | 0 |
| C. Bowman, WR | 37 | 5 | 11 | 0 | S. Tuiaki, DT | 18 | 12 | 11 | 11 | S. Lauhingoa, DT | 7 | 0 | 1 | 0 |
| R. Frias III, OL | 37 | 8 | 11 | 5 | En. Migao, DE | 18 | 3 | 11 | 0 | T. Motu'apuaka, OL | 7 | 7 | 0 | 0 |
| C. Knapp, OL | 36 | 2 | 36 | 0 | J. Owens, OL | 17 | 0 | 7 | 0 | I. Raass, ILB | 6 | 0 | 3 | 0 |
| K. Rowan, WR | 36 | 0 | 11 | 0 | G. Barthiel, LB | 16 | 1 | 11 | 0 | J. Martin, CB | 5 | 0 | 0 | 0 |
| A. Switzer, LB | 35 | 25 | 11 | 8 | R. MacGillivray, WR | 16 | 0 | 2 | 0 | J. Williams, LB | 5 | 0 | 0 | 0 |
| P. Vakauta, DT | 35 | 8 | 5 | 0 | A. Ashford III, CB | 15 | 0 | 0 | 0 | K. Davis, WR | 4 | 0 | 0 | 0 |
| L. Williams, QB | 33 | 12 | 4 | 0 | JD Drew, CB | 14 | 4 | 4 | 0 | C. Mosley Jr., DT | 4 | 0 | 0 | 0 |
| X. Steele, CB | 33 | 1 | 1 | 0 | M. Alford, LB | 14 | 5 | 0 | 0 | C. Tuatagaloa, TE | 3 | 0 | 0 | 0 |
| F. Alo, OL | 30 | 13 | 2 | 1 | P. Fitzgerald, DE | 13 | 11 | 11 | 11 | W. Testa, PK | 3 | 0 | 0 | 0 |
| C. Motes, OL | 29 | 20 | 4 | 4 | L. Pili, LB | 13 | 1 | 9 | 0 | B. Oleva Jr., ILB | 3 | 0 | 0 | 0 |
| J. Sterzer, TE | 29 | 12 | 3 | 0 | G. Bryan, CB | 13 | 1 | 0 | 0 | Z. Payne, QB | 3 | 0 | 0 | 0 |
| B. Lane, TE | 25 | 9 | 10 | 9 | J. Strong, S | 13 | 0 | 0 | 0 | M. Tu'akoi, DE | 2 | 0 | 0 | 0 |
| C. Joyce, LB | 25 | 1 | 24 | 0 | El. Migao, OL | 13 | 0 | 0 | 0 | D. Ramseyer-Burdett, S | 2 | 0 | 0 | 0 |
| T. Vaughn, WR | 24 | 21 | 24 | 21 | D. Dye, S | 11 | 7 | 11 | 7 | Z. Andreasen, DE | 1 | 0 | 0 | 0 |
| C. Jones, RB | 24 | 0 | 1 | 0 | A. Maui, OL | 11 | 7 | 11 | 7 | K. Jolley, DE | 1 | 0 | 0 | 0 |
| S. Finau, RB | 21 | 2 | 0 | 0 | C. Slone, DE | 11 | 5 | 11 | 0 | V. Mamea, DT | 1 | 0 | 0 | 0 |
| A. Dickerson, CB | 24 | 7 | 11 | 7 | R. Faison, RB | 11 | 2 | 11 | 1 | Q. Riley, WR | 1 | 0 | 0 | 0 |
| J. Ward, DE | 24 | 0 | 12 | 0 | B. Radford, OL | 11 | 1 | 11 | 0 | T. Slone, S | 1 | 0 | 0 | 0 |
| I. Larsen, S | 23 | 15 | 11 | 11 | S. Mells, DT | 11 | 0 | 3 | 0 | A. Tomczyk, DT | 1 | 0 | 0 | 0 |





/// GAME-BY-GAME STATISTICS ///

| UTAH STATE | Points | TOP | First Downs | Rushing (No-Yds-TD-LG) | Passing (Cmp-Att-Int-Yds-TD-LG) | Total Offense (Plays-Yds-TD-LG) | Penalties | Punts | 3rd Down | TO |
|--------------------|---------------|------------|--------------------|-------------------------------|--|--|------------------|--------------|-----------------|-----------|
| at Iowa | 14 | 27:48 | 19 | 24-116-0-18 | 32-48-1-213-1-39 | 72-329-1-39 | 10-91 | 6-266 | 5-17 | 1 |
| Idaho State | 78 | 26:29 | 23 | 41-380-5-60 | 22-28-0-211-4-47 | 69-591-9-60 | 4-35 | 3-136 | 5-10 | 0 |
| at Air Force | 21 | 21:20 | 20 | 26-54-0-18 | 20-35-1-248-3-31 | 61-302-3-31 | 4-17 | 3-125 | 3-11 | 2 |
| James Madison | 38 | 30:15 | 21 | 31-98-1-35 | 27-49-3-402-4-76 | 80-500-5-76 | 9-80 | 5-227 | 7-18 | 3 |
| at UConn | 34 | 21:31 | 21 | 32-101-0-12 | 17-24-2-315-4-71 | 56-416-4-71 | 7-67 | 4-155 | 4-11 | 2 |
| Colorado State | 44 | 32:50 | 28 | 55-252-2-48 | 19-29-2-387-4-76 | 84-639-6-76 | 7-70 | 5-217 | 8-17 | 4 |
| Fresno State | 32 | 26:51 | 30 | 42-205-1-24 | 23-40-2-363-3-52 | 82-568-4-52 | 8-74 | 4-167 | 4-13 | 2 |
| at San José State | 21 | 22:50 | 16 | 33-104-1-17 | 17-29-2-160-2-25 | 62-264-3-25 | 7-60 | 5-245 | 3-10 | 3 |
| at San Diego State | 32 | 28:30 | 20 | 44-171-2-20 | 23-32-0-229-2-50 | 76-400-4-50 | 6-48 | 7-251 | 8-19 | 0 |
| Nevada | 41 | 28:43 | 22 | 44-292-1-46 | 18-33-2-182-3-47 | 77-474-4-47 | 13-126 | 6-279 | 7-16 | 2 |
| Boise State | 10 | 29:39 | 16 | 42-164-0-49 | 16-30-2-209-1-57 | 72-373-1-57 | 5-40 | 6-256 | 4-15 | 4 |
| at New Mexico | | | | | | | | | | |

| OPPONENTS | Points | TOP | First Downs | Rushing (No-Yds-TD-LG) | Passing (Cmp-Att-Int-Yds-TD-LG) | Total Offense (Plays-Yds-TD-LG) | Penalties | Punts | 3rd Down | TO |
|--------------------|---------------|------------|--------------------|-------------------------------|--|--|------------------|--------------|-----------------|-----------|
| at Iowa | 24 | 32:12 | 18 | 36-88-1-21 | 18-33-0-191-2-36 | 69-284-3-36 | 7-50 | 7-329 | 6-17 | 0 |
| Idaho State | 28 | 29:31 | 28 | 30-101-1-16 | 34-52-2-323-3-28 | 83-424-4-28 | 0-0 | 7-283 | 7-16 | 3 |
| at Air Force | 39 | 38:40 | 24 | 64-344-5-24 | 3-4-0-84-0-49 | 68-428-5-49 | 6-60 | 3-121 | 9-13 | 0 |
| James Madison | 45 | 29:45 | 23 | 39-148-2-16 | 23-34-2-364-4-74 | 73-512-6-74 | 6-35 | 4-157 | 3-12 | 5 |
| at UConn | 33 | 38:29 | 26 | 45-218-2-34 | 23-32-1-255-2-35 | 77-473-4-35 | 9-97 | 4-146 | 5-14 | 1 |
| Colorado State | 24 | 27:10 | 20 | 26-95-2-22 | 26-57-3-225-0-23 | 83-320-2-23 | 8-55 | 7-308 | 6-19 | 5 |
| Fresno State | 37 | 33:09 | 27 | 40-151-3-46 | 23-40-0-310-2-29 | 80-461-5-46 | 5-50 | 5-178 | 11-18 | 0 |
| at San José State | 42 | 37:10 | 25 | 51-251-3-22 | 15-20-0-119-3-29 | 71-370-6-29 | 4-28 | 3-148 | 7-12 | 2 |
| at San Diego State | 24 | 31:10 | 17 | 31-121-0-62 | 26-40-1-263-3-33 | 71-384-3-62 | 9-84 | 6-285 | 7-18 | 1 |
| Nevada | 24 | 31:17 | 18 | 42-183-1-28 | 14-28-1-164-2-38 | 70-347-3-38 | 12-107 | 9-377 | 3-14 | 2 |
| Boise State | 45 | 30:21 | 19 | 48-352-4-75 | 8-18-0-93-2-31 | 66-445-6-75 | 3-31 | 7-330 | 5-14 | 0 |
| at New Mexico | | | | | | | | | | |





2023 GAME-BY-GAME STATISTICS

/// GAME-BY-GAME PASSING ///

| McCAE HILLSTEAD | Comp | Att | Int | Pct. | Yards | TD | Long | Sacks | Yards | Efficiency |
|------------------------|-------------|------------|------------|-------------|--------------|-----------|-------------|--------------|--------------|-------------------|
| at Iowa | 0 | 0 | 0 | .000 | 0 | 0 | 0 | 0 | 0 | 0.0 |
| Idaho State | 3 | 5 | 0 | .600 | 18 | 0 | 10 | 0 | 0 | 90.2 |
| at Air Force | 18 | 27 | 0 | .667 | 202 | 3 | 31 | 4 | 20 | 166.2 |
| James Madison | 25 | 47 | 3 | .532 | 399 | 4 | 76 | 5 | 34 | 139.8 |
| at UConn | 6 | 11 | 2 | .545 | 111 | 1 | 63 | 1 | 6 | 132.9 |
| Colorado State | 0 | 0 | 0 | .000 | 0 | 0 | 0 | 0 | 0 | 0.0 |
| Fresno State | 0 | 0 | 0 | .000 | 0 | 0 | 0 | 0 | 0 | 0.0 |
| at San José State | 17 | 29 | 2 | .586 | 160 | 2 | 25 | 1 | 16 | 113.9 |
| at San Diego State | 12 | 16 | 0 | .750 | 62 | 0 | 14 | 2 | 3 | 107.5 |
| Nevada | 0 | 0 | 0 | .000 | 0 | 0 | 0 | 0 | 0 | 0.0 |
| Boise State | 6 | 12 | 1 | .500 | 53 | 0 | 18 | 4 | 11 | 70.4 |
| at New Mexico | | | | | | | | | | |
| TOTALS | 87 | 147 | 8 | .592 | 1,005 | 10 | 76 | 17 | 90 | 128.2 |

| COOPER LEGAS | Comp | Att | Int | Pct. | Yards | TD | Long | Sacks | Yards | Efficiency |
|---------------------|-------------|------------|------------|-------------|--------------|-----------|-------------|--------------|--------------|-------------------|
| at Iowa | 32 | 48 | 1 | .667 | 213 | 1 | 39 | 1 | 10 | 106.6 |
| Idaho State | 14 | 16 | 0 | .875 | 125 | 2 | 22 | 1 | 8 | 194.4 |
| at Air Force | 2 | 7 | 1 | .286 | 46 | 0 | 23 | 1 | 9 | 55.2 |
| James Madison | 0 | 0 | 0 | .000 | 0 | 0 | 0 | 0 | 0 | 0.0 |
| at UConn | 11 | 13 | 0 | .846 | 204 | 3 | 71 | 0 | 0 | 292.6 |
| Colorado State | 19 | 29 | 2 | .655 | 387 | 4 | 76 | 6 | 38 | 209.3 |
| Fresno State | 23 | 40 | 2 | .575 | 363 | 3 | 52 | 3 | 5 | 148.5 |
| at San José State | 0 | 0 | 0 | .000 | 0 | 0 | 0 | 0 | 0 | 0.0 |
| at San Diego State | 11 | 15 | 0 | .733 | 167 | 2 | 50 | 3 | 22 | 210.9 |
| Nevada | 18 | 33 | 2 | .545 | 182 | 3 | 47 | 1 | 3 | 118.8 |
| Boise State | 8 | 12 | 0 | .667 | 128 | 1 | 57 | 4 | 13 | 183.7 |
| at New Mexico | | | | | | | | | | |
| TOTALS | 138 | 213 | 8 | .648 | 1,815 | 19 | 76 | 20 | 108 | 158.3 |

| LEVI WILLIAMS | Comp | Att | Int | Pct. | Yards | TD | Long | Sacks | Yards | Efficiency |
|----------------------|-------------|------------|------------|-------------|--------------|-----------|-------------|--------------|--------------|-------------------|
| at Iowa | 0 | 0 | 0 | .000 | 0 | 0 | 0 | 0 | 0 | 0.0 |
| Idaho State | 5 | 7 | 0 | .714 | 68 | 2 | 47 | 0 | 0 | 247.3 |
| at Air Force | 0 | 1 | 0 | .000 | 0 | 0 | 0 | 0 | 0 | 0.0 |
| James Madison | 0 | 0 | 0 | .000 | 0 | 0 | 0 | 0 | 0 | 0.0 |
| at UConn | 0 | 0 | 0 | .000 | 0 | 0 | 0 | 0 | 0 | 0.0 |
| Colorado State | 0 | 0 | 0 | .000 | 0 | 0 | 0 | 0 | 0 | 0.0 |
| Fresno State | 0 | 0 | 0 | .000 | 0 | 0 | 0 | 0 | 0 | 0.0 |
| at San José State | 0 | 0 | 0 | .000 | 0 | 0 | 0 | 0 | 0 | 0.0 |
| at San Diego State | 0 | 0 | 0 | .000 | 0 | 0 | 0 | 0 | 0 | 0.0 |
| Nevada | 0 | 0 | 0 | .000 | 0 | 0 | 0 | 0 | 0 | 0.0 |
| Boise State | 2 | 5 | 0 | .400 | 28 | 0 | 25 | 1 | 13 | 87.0 |
| at New Mexico | | | | | | | | | | |
| TOTALS | 7 | 13 | 0 | .538 | 96 | 2 | 47 | 1 | 13 | 166.7 |



2023 GAME-BY-GAME STATISTICS



/// GAME-BY-GAME RUSHING (NO-YDS/TDs) ///

| PLAYER | NO-YDS/TDs | IOWA | ISU | AFA | JMU | UCONN | CSU | FS | SJSU | SDSU | NEV | BSU | UNM |
|---------------|---------------------|-----------------|-----------------|----------------|----------------|-----------------|-----------------|-----------------|-----------------|-----------------|-----------------|-----------------|--------------|
| Booth | 109-716/5 | 8-33/0 | 6-83/2 | 7-19/0 | 21-106/0 | 6-16/0 | 14-141/2 | 11-51/0 | 11-43/0 | 13-77/1 | 0-0/0 | 12-125/0 | 0-0/0 |
| Faison | 87-591/4 | 7-59/0 | 5-95/1 | 7-40/0 | 1-(-3)/0 | 5-17/0 | 9-51/0 | 12-75/1 | 6-36/1 | 10-30/0 | 22-181/1 | 3-1/0 | 0-0/0 |
| Briggs Jr. | 77-401/2 | 2-7/0 | 9-101/1 | 0-0/0 | 2-6/0 | 8-17/0 | 19-80/0 | 7-36/0 | 6-13/0 | 9-59/1 | 11-69/0 | 4-13/0 | 0-0/0 |
| Legas | 68-122/0 | 7-17/0 | 6-18/0 | 3-(-10)/0 | 0-0/0 | 6-26/0 | 13-(-20)/0 | 12-43/0 | 0-0/0 | 4-(-13)/0 | 10-45/0 | 7-16/0 | 0-0/0 |
| Jones | 14-45/1 | 0-0/0 | 8-32/1 | 0-0/0 | 0-0/0 | 0-0/0 | 0-0/0 | 0-0/0 | 0-0/0 | 0-0/0 | 0-0/0 | 6-13/0 | 0-0/0 |
| Hillstead | 41-39/0 | 0-0/0 | 2-17/0 | 0-0/0 | 8-(-26)/0 | 6-26/0 | 0-0/0 | 0-0/0 | 8-10/0 | 7-14/0 | 0-0/0 | 5-(-8)/0 | 0-0/0 |
| Williams | 11-33/0 | 0-0/0 | 4-30/0 | 1-(-1)/0 | 0-0/0 | 0-0/0 | 0-0/0 | 0-0/0 | 0-0/0 | 0-0/0 | 0-0/0 | 5-4/0 | 0-0/0 |
| Nimrod | 1-18/1 | 0-0/0 | 0-0/0 | 0-0/0 | 1-18/1 | 0-0/0 | 0-0/0 | 0-0/0 | 0-0/0 | 0-0/0 | 0-0/0 | 0-0/0 | 0-0/0 |
| Switzer | 1-4/0 | 0-0/0 | 0-0/0 | 0-0/0 | 0-0/0 | 0-0/0 | 0-0/0 | 0-0/0 | 0-0/0 | 1-4/0 | 0-0/0 | 0-0/0 | 0-0/0 |
| Vaughn | 4-3/0 | 0-0/0 | 1-4/0 | 0-0/0 | 0-0/0 | 0-0/0 | 0-0/0 | 0-0/0 | 2-2/0 | 0-0/0 | 0-0/0 | 0-0/0 | 0-0/0 |
| TEAM | 1-(-1) | 0-0/0 | 0-0/0 | 0-0/0 | 0-0/0 | 1-(-1)/0 | 0-0/0 | 0-0/0 | 0-0/0 | 0-0/0 | 1-(-3)/0 | 0-0/0 | 0-0/0 |
| TOTALS | 414-1,937/13 | 24-116/0 | 41-380/5 | 26-54/0 | 31-98/1 | 32-101/0 | 55-252/2 | 42-205/1 | 33-104/1 | 44-171/2 | 44-292/1 | 42-164/0 | 0-0/0 |

/// GAME-BY-GAME RECEIVING (NO-YDS/TDs) ///

| PLAYER | NO-YDS/TDs | IOWA | ISU | AFA | JMU | UCONN | CSU | FS | SJSU | SDSU | NEV | BSU | UNM |
|---------------|---------------------|-----------------|-----------------|-----------------|-----------------|-----------------|-----------------|-----------------|-----------------|-----------------|-----------------|-----------------|--------------|
| Royals | 61-934/12 | 5-39/0 | 3-49/1 | 4-52/1 | 7-57/0 | 7-185/3 | 6-140/2 | 7-125/2 | 4-60/1 | 8-87/1 | 3-27/0 | 7-113/1 | 0-0/0 |
| Vaughn | 75-805/10 | 12-93/1 | 11-73/2 | 5-57/1 | 10-124/2 | 0-0/0 | 8-143/1 | 7-119/1 | 3-30/0 | 8-91/1 | 6-46/1 | 5-29/0 | 0-0/0 |
| M. Davis | 36-628/6 | 3-22/0 | 1-47/1 | 4-84/1 | 2-82/1 | 1-10/0 | 5-104/1 | 5-7/0 | 4-57/1 | 2-15/0 | 6-87/1 | 3-48/0 | 0-0/0 |
| Lane | 21-208/1 | 0-0/0 | 1-8/0 | 5-40/0 | 2-17/0 | 3-24/0 | 0-0/0 | 4-47/0 | 1-12/0 | 2-19/0 | 2-22/1 | 1-19/0 | 0-0/0 |
| Bowman | 7-169/2 | 2-10/0 | 1-12/0 | 1-6/0 | 2-78/1 | 1-63/1 | 0-0/0 | 0-0/0 | 0-0/0 | 0-0/0 | 0-0/0 | 0-0/0 | 0-0/0 |
| Tia | 5-62/0 | 2-15/0 | 0-0/0 | 0-0/0 | 3-47/0 | 0-0/0 | 0-0/0 | 0-0/0 | 0-0/0 | 0-0/0 | 0-0/0 | 0-0/0 | 0-0/0 |
| Booth | 10-39/0 | 2-6/0 | 1-1/0 | 1-9/0 | 1-(-3)/0 | 3-15/0 | 0-0/0 | 0-0/0 | 1-6/0 | 1-5/0 | 0-0/0 | 0-0/0 | 0-0/0 |
| Faison | 8-36/0 | 3-22/0 | 0-0/0 | 0-0/0 | 0-0/0 | 1-12/0 | 0-0/0 | 0-0/0 | 2-(-4)/0 | 1-6/0 | 1-0/0 | 0-0/0 | 0-0/0 |
| K. Davis | 2-14/0 | 0-0/0 | 2-14/0 | 0-0/0 | 0-0/0 | 0-0/0 | 0-0/0 | 0-0/0 | 0-0/0 | 0-0/0 | 0-0/0 | 0-0/0 | 0-0/0 |
| Briggs Jr. | 6-11/0 | 3-6/0 | 0-0/0 | 0-0/0 | 0-0/0 | 1-6/0 | 0-0/0 | 0-0/0 | 2-(-1)/0 | 0-0/0 | 0-0/0 | 0-0/0 | 0-0/0 |
| Sterzer | 1-6/0 | 0-0/0 | 0-0/0 | 0-0/0 | 0-0/0 | 0-0/0 | 0-0/0 | 0-0/0 | 0-0/0 | 1-6/0 | 0-0/0 | 0-0/0 | 0-0/0 |
| Rowan | 1-4/0 | 0-0/0 | 1-4/0 | 0-0/0 | 0-0/0 | 0-0/0 | 0-0/0 | 0-0/0 | 0-0/0 | 0-0/0 | 0-0/0 | 0-0/0 | 0-0/0 |
| Monney | 1-3/0 | 0-0/0 | 1-3/0 | 0-0/0 | 0-0/0 | 0-0/0 | 0-0/0 | 0-0/0 | 0-0/0 | 0-0/0 | 0-0/0 | 0-0/0 | 0-0/0 |
| TOTALS | 234-2,919/31 | 32-213/1 | 22-211/4 | 20-248/3 | 27-402/4 | 17-315/4 | 19-387/4 | 23-363/3 | 17-160/2 | 23-229/2 | 18-182/3 | 16-209/1 | 0-0/0 |

/// GAME-BY-GAME FIELD GOALS (FG MADE (MISS)) ///

| PLAYER | FGM-FGA | IOWA | ISU | AFA | JMU | UCONN | CSU | FS | SJSU | SDSU | NEV | BSU | UNM |
|---------------|--------------|------------|------------|------------|------------|------------|------------|------------|------------|------------|------------|------------|-----|
| Nimrod | 10-12 | 1-1 | 1-1 | 0-0 | 1-2 | 2-2 | 1-2 | 1-1 | 0-0 | 0-0 | 2-2 | 1-1 | |
| Testa | 2-3 | 1-1 | 0-0 | 0-0 | 0-0 | 0-0 | 0-0 | 0-0 | 0-0 | 1-2 | 0-0 | 0-0 | |
| TOTALS | 12-15 | 1-1 | 1-1 | 0-0 | 1-2 | 2-2 | 1-2 | 1-1 | 0-0 | 1-2 | 2-2 | 1-1 | |

/// GAME-BY-GAME KICKOFF RETURNS (NO-YDS-AVG/TD) ///

| PLAYER | NO-YDS-AVG/TD | IOWA | ISU | AFA | JMU | UCONN | CSU | FS | SJSU | SDSU | NEV | BSU | UNM |
|---------------|----------------------|------------------|--------------------|--------------------|--------------------|--------------------|------------------|--------------------|--------------------|--------------------|------------------|--------------------|-----|
| Vaughn | 7-166-23.7/0 | 0-0-0.0/0 | 1-15-15.0/15 | 2-39-19.5/0 | 0-0-0.0/0 | 1-22-22.0/0 | 0-0-0.0/0 | 1-23-23.0/0 | 0-0-0.0/0 | 1-43-43.0/0 | 0-0-0.0/0 | 1-24-24.0/0 | |
| M. Davis | 6-83-13.8/0 | 0-0-0.0/0 | 0-0-0.0/0 | 0-0-0.0/0 | 3-46-15.3/0 | 0-0-0.0/0 | 0-0-0.0/0 | 0-0-0.0/0 | 2-25-12.5/0 | 1-12-12.0/0 | 0-0-0.0/0 | 0-0-0.0/0 | |
| Briggs Jr. | 1-50-50.0/0 | 0-0-0.0/0 | 1-50-50.0/0 | 0-0-0.0/0 | 0-0-0.0/0 | 0-0-0.0/0 | 0-0-0.0/0 | 0-0-0.0/0 | 0-0-0.0/0 | 0-0-0.0/0 | 0-0-0.0/0 | 0-0-0.0/0 | |
| Jones | 1-5-5.0/0 | 0-0-0.0/0 | 1-5-5.0/5 | 0-0-0.0/0 | 0-0-0.0/0 | 0-0-0.0/0 | 0-0-0.0/0 | 0-0-0.0/0 | 0-0-0.0/0 | 0-0-0.0/0 | 0-0-0.0/0 | 0-0-0.0/0 | |
| Booth | 1-4-4.0/0 | 0-0-0.0/0 | 0-0-0.0/0 | 0-0-0.0/0 | 0-0-0.0/0 | 0-0-0.0/0 | 1-4-4.0/0 | 0-0-0.0/0 | 0-0-0.0/0 | 0-0-0.0/0 | 0-0-0.0/0 | 0-0-0.0/0 | |
| TOTALS | 16-308-19.3/0 | 0-0-0.0/0 | 3-70-23.3/0 | 2-39-19.5/0 | 3-46-15.3/0 | 1-22-22.0/0 | 1-4-4.0/0 | 1-23-23.0/0 | 2-25-12.5/0 | 1-43-43.0/0 | 0-0-0.0/0 | 1-24-24.0/0 | |

/// GAME-BY-GAME PUNT RETURNS (NO-YDS-AVG/TD) ///

| PLAYER | NO-YDS-AVG/TD | IOWA | ISU | AFA | JMU | UCONN | CSU | FS | SJSU | SDSU | NEV | BSU | UNM |
|---------------|---------------------|--------------------|-------------------|--------------------|--------------------|--------------------|------------------|--------------------|------------------|------------------|-------------------|--------------------|-----|
| Davis | 26-250-9.6/0 | 2-22-11.0/0 | 3-16-5.3/0 | 1-11-11.0/0 | 1-35-35.0/0 | 3-35-11.7/0 | 2-8-4.0/0 | 3-50-16.7/0 | 1-3-3.0/3 | 1-6-6.0/6 | 5-23-4.6/0 | 4-41-10.3/0 | |
| TOTALS | 26-250-9.6/0 | 2-22-11.0/0 | 3-16-5.3/0 | 1-11-11.0/0 | 1-35-35.0/0 | 3-35-11.7/0 | 2-8-4.0/0 | 3-50-16.7/0 | 1-3-3.0/3 | 1-6-6.0/6 | 5-23-4.6/0 | 4-41-10.3/0 | |

/// UTAH STATE PUNTING ///

| RYAN MARKS | NO | YDS | AVG | LG | I20 | 50+ |
|--------------------|-----------|--------------|-------------|-----------|----------|----------|
| at Iowa | 0 | 0 | 0.0 | 0 | 0 | 0 |
| Idaho State | 0 | 0 | 0.0 | 0 | 0 | 0 |
| at Air Force | 0 | 0 | 0.0 | 0 | 0 | 0 |
| James Madison | 0 | 0 | 0.0 | 0 | 0 | 0 |
| at UConn | 0 | 0 | 0.0 | 0 | 0 | 0 |
| Colorado State | 1 | 40 | 40.0 | 40 | 0 | 0 |
| Fresno State | 4 | 167 | 41.8 | 46 | 2 | 0 |
| at San José State | 5 | 245 | 49.0 | 75 | 1 | 1 |
| at San Diego State | 6 | 251 | 41.8 | 50 | 2 | 1 |
| Nevada | 6 | 279 | 46.5 | 54 | 2 | 3 |
| Boise State | 6 | 256 | 42.7 | 48 | 1 | 0 |
| at New Mexico | | | | | | |
| TOTALS | 28 | 1,238 | 44.2 | 75 | 8 | 5 |

/// UTAH STATE KICKOFFS ///

| ELLIOTT NIMROD | NO | YDS | AVG | TB | OB |
|--------------------|-----------|--------------|-------------|-----------|----------|
| at Iowa | 3 | 188 | 62.7 | 2 | 0 |
| Idaho State | 9 | 584 | 64.9 | 6 | 0 |
| at Air Force | 3 | 172 | 57.3 | 2 | 0 |
| James Madison | 7 | 451 | 64.4 | 5 | 0 |
| at UConn | 7 | 371 | 53.0 | 1 | 0 |
| Colorado State | 8 | 488 | 61.0 | 2 | 0 |
| Fresno State | 5 | 315 | 63.0 | 2 | 0 |
| at San José State | 3 | 132 | 44.0 | 1 | 0 |
| at San Diego State | 0 | 0 | 0.0 | 0 | 0 |
| Nevada | 8 | 479 | 59.9 | 4 | 0 |
| Boise State | 3 | 191 | 63.7 | 1 | 0 |
| at New Mexico | | | | | |
| TOTALS | 56 | 3,371 | 60.2 | 26 | 0 |



/// GAME-BY-GAME TACKLES ///

| PLAYER | UA-AT-TT | IOWA | ISU | AFA | JMU | UCONN | CSU | FS | SJSU | SDSU | NEV | BSU | UNM |
|----------------|--------------------|-----------------|-----------------|-----------------|-----------------|-----------------|-----------------|-----------------|-----------------|-----------------|-----------------|-----------------|-----|
| Tafisi Jr. | 47-73-120 | 8-4-12 | 0-2-2 | 4-5-9 | 2-5-7 | 4-9-13 | 5-5-10 | 4-13-17 | 6-8-14 | 9-4-13 | 3-9-12 | 3-9-12 | |
| Switzer | 39-45-84 | 5-3-8 | 5-5-10 | 3-1-4 | 0-5-5 | 7-3-10 | 2-4-6 | 5-5-10 | 5-4-9 | 0-6-6 | 5-2-7 | 2-7-9 | |
| Larsen | 46-35-81 | 2-2-4 | 1-4-5 | 5-6-11 | 5-5-10 | 5-1-6 | 5-2-7 | 5-4-9 | 7-3-10 | 6-2-8 | 2-3-5 | 3-3-6 | |
| Dye | 36-42-78 | 0-0-0 | 2-0-2 | 1-3-4 | 3-6-9 | 4-6-10 | 3-3-6 | 2-4-6 | 7-2-9 | 6-3-9 | 4-5-9 | 4-10-14 | |
| Harris | 24-20-44 | 8-0-8 | 3-5-8 | 4-1-5 | 1-3-4 | 1-0-1 | 3-3-6 | 1-2-3 | 1-0-1 | 2-0-2 | 0-3-3 | 0-3-3 | |
| Fitzgerald | 20-20-40 | 0-1-1 | 4-2-6 | 1-2-3 | 2-1-3 | 1-2-3 | 1-1-2 | 3-2-5 | 1-2-3 | 1-3-4 | 4-3-7 | 2-1-3 | |
| Francois | 15-25-40 | 2-1-3 | 1-6-7 | 4-4-8 | 3-4-7 | 1-1-2 | 2-2-4 | 1-5-6 | 0-1-1 | 0-0-0 | 0-0-0 | 1-1-2 | |
| Anyanwu | 20-16-36 | 1-1-2 | 4-2-6 | 1-3-4 | 2-4-6 | 3-0-3 | 1-0-1 | 2-2-4 | 1-1-2 | 1-1-2 | 1-2-3 | 3-0-3 | |
| H. Motu'apuaka | 12-17-29 | 0-0-0 | 0-0-0 | 2-2-4 | 1-0-1 | 0-2-2 | 2-1-3 | 1-3-4 | 3-3-6 | 1-1-2 | 2-3-5 | 0-2-2 | |
| Drew | 13-11-24 | 0-0-0 | 3-0-3 | 1-3-4 | 0-2-2 | 5-2-7 | 0-0-0 | 0-0-0 | 0-0-0 | 2-0-2 | 1-0-1 | 1-4-5 | |
| Joyce | 9-15-24 | 1-0-1 | 1-3-4 | 4-7-11 | 1-1-2 | 0-0-0 | 1-1-2 | 0-0-0 | 0-0-0 | 1-1-2 | 0-2-2 | 0-0-0 | |
| Pili | 9-15-24 | 0-0-0 | 0-0-0 | 0-1-1 | 0-0-0 | 1-1-2 | 0-2-2 | 0-0-0 | 1-3-4 | 5-3-8 | 1-3-4 | 1-2-3 | |
| Spires | 10-14-24 | 2-0-2 | 0-2-2 | 0-0-0 | 1-2-3 | 0-0-0 | 1-4-5 | 1-0-1 | 1-2-3 | 0-0-0 | 2-2-4 | 1-2-3 | |
| C. Sloan | 10-13-23 | 0-0-0 | 1-0-1 | 0-0-0 | 2-1-3 | 3-3-6 | 0-3-3 | 1-0-1 | 3-1-4 | 0-2-2 | 0-2-2 | 0-1-1 | |
| En. Migao | 6-14-20 | 1-0-1 | 0-2-2 | 1-0-1 | 0-0-0 | 1-2-3 | 1-2-3 | 0-1-1 | 1-2-3 | 1-1-2 | 0-1-1 | 0-3-3 | |
| Tuiaki | 10-10-20 | 1-0-1 | 0-1-1 | 2-0-2 | 1-0-1 | 1-2-3 | 1-1-2 | 1-1-2 | 2-0-2 | 1-0-1 | 0-5-5 | 0-0-0 | |
| Dickerson | 10-7-17 | 0-0-0 | 1-1-2 | 1-0-1 | 3-1-4 | 0-1-1 | 1-1-2 | 2-1-3 | 0-0-0 | 1-0-1 | 1-1-2 | 0-1-1 | |
| Ward | 5-8-13 | 1-0-1 | 0-1-1 | 1-1-2 | 0-2-2 | 0-1-1 | 1-1-2 | 1-1-2 | 0-0-0 | 0-1-1 | 1-0-1 | 0-0-0 | |
| Maile | 5-7-12 | 2-1-3 | 0-1-1 | 1-0-1 | 1-0-1 | 0-1-1 | 0-0-0 | 1-2-3 | 0-1-1 | 0-0-0 | 0-0-0 | 0-1-1 | |
| Barthiel | 4-7-11 | 3-0-3 | 1-2-3 | 0-1-1 | 0-0-0 | 0-3-3 | 0-0-0 | 0-1-1 | 0-0-0 | 0-0-0 | 0-0-0 | 0-0-0 | |
| Steele | 7-4-11 | 2-0-2 | 0-2-2 | 0-0-0 | 1-1-2 | 1-0-1 | 0-0-0 | 2-0-2 | 0-0-0 | 0-1-1 | 0-0-0 | 1-0-1 | |
| Mells | 4-6-10 | 0-0-0 | 0-0-0 | 0-2-2 | 2-1-3 | 1-1-2 | 0-0-0 | 0-0-0 | 0-0-0 | 0-1-1 | 1-1-2 | 0-0-0 | |
| Olevao Jr. | 5-1-6 | 3-0-3 | 2-1-3 | 0-0-0 | 0-0-0 | 0-0-0 | 0-0-0 | 0-0-0 | 0-0-0 | 0-0-0 | 0-0-0 | 0-0-0 | |
| Vakauta | 0-5-5 | 0-1-1 | 0-1-1 | 0-1-1 | 0-0-0 | 0-0-0 | 0-0-0 | 0-0-0 | 0-1-1 | 0-0-0 | 0-1-1 | 0-0-0 | |
| Ashford III | 0-4-4 | 0-0-0 | 0-1-1 | 0-0-0 | 0-0-0 | 0-1-1 | 0-0-0 | 0-0-0 | 0-2-2 | 0-0-0 | 0-0-0 | 0-0-0 | |
| Lane | 4-0-4 | 0-0-0 | 0-0-0 | 0-0-0 | 1-0-1 | 0-0-0 | 0-0-0 | 1-0-1 | 1-0-1 | 0-0-0 | 0-0-0 | 1-0-1 | |
| Strong | 2-2-4 | 0-0-0 | 0-1-1 | 2-1-3 | 0-0-0 | 0-0-0 | 0-0-0 | 0-0-0 | 0-0-0 | 0-0-0 | 0-0-0 | 0-0-0 | |
| Bryan | 3-0-3 | 1-0-1 | 2-0-2 | 0-0-0 | 0-0-0 | 0-0-0 | 0-0-0 | 0-0-0 | 0-0-0 | 0-0-0 | 0-0-0 | 0-0-0 | |
| Mosley Jr. | 1-2-3 | 0-0-0 | 0-0-0 | 1-0-1 | 0-2-2 | 0-0-0 | 0-0-0 | 0-0-0 | 0-0-0 | 0-0-0 | 0-0-0 | 0-0-0 | |
| Rowan | 2-1-3 | 0-0-0 | 0-1-1 | 0-0-0 | 0-0-0 | 0-0-0 | 0-0-0 | 0-0-0 | 0-0-0 | 2-0-2 | 0-0-0 | 0-0-0 | |
| Royals | 3-0-3 | 0-0-0 | 0-0-0 | 1-0-1 | 1-0-1 | 0-0-0 | 0-0-0 | 1-0-1 | 0-0-0 | 0-0-0 | 0-0-0 | 0-0-0 | |
| Nimrod | 0-2-2 | 0-0-0 | 0-0-0 | 0-0-0 | 0-0-0 | 0-0-0 | 0-0-0 | 0-1-1 | 0-0-0 | 0-0-0 | 0-1-1 | 0-0-0 | |
| Alo | 1-0-1 | 0-0-0 | 0-0-0 | 0-0-0 | 1-0-1 | 0-0-0 | 0-0-0 | 0-0-0 | 0-0-0 | 0-0-0 | 0-0-0 | 0-0-0 | |
| Andreasen | 0-1-1 | 0-0-0 | 0-1-1 | 0-0-0 | 0-0-0 | 0-0-0 | 0-0-0 | 0-0-0 | 0-0-0 | 0-0-0 | 0-0-0 | 0-0-0 | |
| Booth | 1-0-1 | 0-0-0 | 0-0-0 | 0-0-0 | 0-0-0 | 0-0-0 | 0-0-0 | 0-0-0 | 1-0-1 | 0-0-0 | 0-0-0 | 0-0-0 | |
| Bowman | 1-0-1 | 1-0-1 | 0-0-0 | 0-0-0 | 0-0-0 | 0-0-0 | 0-0-0 | 0-0-0 | 0-0-0 | 0-0-0 | 0-0-0 | 0-0-0 | |
| Davis | 1-0-1 | 0-0-0 | 0-0-0 | 0-0-0 | 0-0-0 | 0-0-0 | 0-0-0 | 0-0-0 | 0-0-0 | 0-0-0 | 0-0-0 | 1-0-1 | |
| Garcia | 1-0-1 | 0-0-0 | 0-0-0 | 0-0-0 | 0-0-0 | 0-0-0 | 1-0-1 | 0-0-0 | 0-0-0 | 0-0-0 | 0-0-0 | 0-0-0 | |
| Lauhingoa | 1-0-1 | 0-0-0 | 1-0-1 | 0-0-0 | 0-0-0 | 0-0-0 | 0-0-0 | 0-0-0 | 0-0-0 | 0-0-0 | 0-0-0 | 0-0-0 | |
| Marks | 1-0-1 | 0-0-0 | 0-0-0 | 0-0-0 | 0-0-0 | 0-0-0 | 0-0-0 | 0-0-0 | 0-0-0 | 1-0-1 | 0-0-0 | 0-0-0 | |
| Motes | 1-0-1 | 0-0-0 | 0-0-0 | 0-0-0 | 1-0-1 | 0-0-0 | 0-0-0 | 0-0-0 | 0-0-0 | 0-0-0 | 0-0-0 | 0-0-0 | |
| J. Sterzer | 0-1-1 | 0-0-0 | 0-0-0 | 0-0-0 | 0-0-0 | 0-0-0 | 0-0-0 | 0-0-0 | 0-0-0 | 0-0-0 | 0-1-1 | 0-0-0 | |
| Tomczyk | 0-1-1 | 0-0-0 | 0-1-1 | 0-0-0 | 0-0-0 | 0-0-0 | 0-0-0 | 0-0-0 | 0-0-0 | 0-0-0 | 0-0-0 | 0-0-0 | |
| Tu'akoi | 1-0-1 | 0-0-0 | 1-0-1 | 0-0-0 | 0-0-0 | 0-0-0 | 0-0-0 | 0-0-0 | 0-0-0 | 0-0-0 | 0-0-0 | 0-0-0 | |
| TOTALS | 390-444-834 | 44-14-58 | 33-48-81 | 40-44-84 | 35-46-81 | 39-42-81 | 31-36-67 | 35-48-83 | 41-36-77 | 40-30-70 | 28-50-78 | 24-50-74 | |

/// GAME-BY-GAME TACKLES FOR LOSS ///

| PLAYER | TFL-YDS | IOWA | ISU | AFA | JMU | UCONN | CSU | FS | SJSU | SDSU | NEV | BSU | UNM |
|----------------|-----------------|---------------|---------------|--------------|---------------|---------------|--------------|---------------|---------------|---------------|---------------|---------------|-----|
| Switzer | 8.0-31 | 0.0-0 | 0.0-0 | 0.0-0 | 0.0-0 | 3.0-15 | 0.5-1 | 0.0-0 | 2.0-5 | 0.5-2 | 1.0-7 | 1.0-1 | |
| Spires | 6.5-18 | 2.0-6 | 0.5-0 | 0.0-0 | 0.5-1 | 0.0-0 | 0.5-1 | 1.0-2 | 1.0-5 | 0.0-0 | 1.0-3 | 0.0-0 | |
| Tafisi Jr. | 6.5-15 | 2.0-6 | 1.0-2 | 0.0-0 | 0.5-2 | 0.0-0 | 2.0-13 | 0.0-0 | 0.0-0 | 0.0-0 | 0.5-1 | 0.5-1 | |
| Fitzgerald | 6.0-32 | 0.0-0 | 2.5-14 | 0.0-0 | 0.0-0 | 0.0-0 | 1.0-3 | 1.0-7 | 0.0-0 | 0.5-5 | 1.0-3 | 0.0-0 | |
| C. Sloan | 5.5-17 | 0.0-0 | 0.0-0 | 0.0-0 | 0.0-0 | 0.5-0 | 0.5-0 | 1.0-1 | 2.5-9 | 0.5-5 | 0.0-0 | 0.5-2 | |
| Larsen | 3.5-5 | 0.0-0 | 0.5-0 | 0.0-0 | 1.0-1 | 0.0-0 | 0.0-0 | 0.0-0 | 0.5-1 | 1.0-2 | 0.5-1 | 0.0-0 | |
| Tuiaki | 3.5-4 | 1.0-1 | 0.5-0 | 0.0-0 | 1.0-1 | 0.0-0 | 0.0-0 | 0.0-0 | 0.0-0 | 1.0-2 | 0.0-0 | 0.0-0 | |
| H. Motu'apuaka | 3.0-10 | 0.0-0 | 0.0-0 | 0.0-0 | 0.0-0 | 0.0-0 | 0.0-0 | 1.0-3 | 0.5-2 | 0.0-0 | 1.0-4 | 0.5-1 | |
| Pili | 3.0-10 | 0.0-0 | 0.0-0 | 0.0-0 | 0.0-0 | 0.0-0 | 0.0-0 | 0.0-0 | 0.0-0 | 2.0-8 | 0.0-0 | 1.0-2 | |
| En. Migao | 2.5-11 | 0.0-0 | 0.0-0 | 0.0-0 | 0.0-0 | 0.0-0 | 0.5-1 | 0.0-0 | 1.0-2 | 0.5-3 | 0.0-0 | 0.5-5 | |
| Harris | 2.5-10 | 0.0-0 | 0.0-0 | 0.0-0 | 0.0-0 | 1.0-3 | 0.0-0 | 0.0-0 | 1.0-3 | 0.0-0 | 0.0-0 | 0.5-4 | |
| Barthiel | 2.0-12 | 1.0-10 | 0.5-1 | 0.0-0 | 0.0-0 | 0.5-1 | 0.0-0 | 0.0-0 | 0.0-0 | 0.0-0 | 0.0-0 | 0.0-0 | |
| Joyce | 2.0-9 | 0.0-0 | 1.0-2 | 1.0-7 | 0.0-0 | 0.0-0 | 0.0-0 | 0.0-0 | 0.0-0 | 0.0-0 | 0.0-0 | 0.0-0 | |
| Ward | 2.0-6 | 1.0-4 | 0.0-0 | 0.0-0 | 0.0-0 | 0.0-0 | 0.0-0 | 1.0-2 | 0.0-0 | 0.0-0 | 0.0-0 | 0.0-0 | |
| Olevao Jr. | 2.0-2 | 2.0-2 | 0.0-0 | 0.0-0 | 0.0-0 | 0.0-0 | 0.0-0 | 0.0-0 | 0.0-0 | 0.0-0 | 0.0-0 | 0.0-0 | |
| Francois | 1.5-2 | 0.0-0 | 1.5-2 | 0.0-0 | 0.0-0 | 0.0-0 | 0.0-0 | 0.0-0 | 0.0-0 | 0.0-0 | 0.0-0 | 0.0-0 | |
| Mells | 1.0-11 | 0-0-0 | 0-0-0 | 0-0-0 | 1.0-11 | 0.0-0 | 0.0-0 | 0.0-0 | 0.0-0 | 0.0-0 | 0.0-0 | 0.0-0 | |
| Dye | 0.5-2 | 0.0-0 | 0.0-0 | 0.0-0 | 0.5-2 | 0.0-0 | 0.0-0 | 0.0-0 | 0.0-0 | 0.0-0 | 0.0-0 | 0.0-0 | |
| Maile | 0.5-2 | 0.0-0 | 0.0-0 | 0.0-0 | 0.0-0 | 0.0-0 | 0.0-0 | 0.0-0 | 0.0-0 | 0.0-0 | 0.0-0 | 0.5-2 | |
| Mosley Jr. | 0.5-1 | 0.0-0 | 0.0-0 | 0.0-0 | 0.5-1 | 0.0-0 | 0.0-0 | 0.0-0 | 0.0-0 | 0.0-0 | 0.0-0 | 0.0-0 | |
| Vakauta | 0.5-0 | 0.0-0 | 0.0-0 | 0.0-0 | 0.0-0 | 0.0-0 | 0.0-0 | 0.0-0 | 0.5-0 | 0.0-0 | 0.0-0 | 0.0-0 | |
| TOTALS | 63.0-210 | 9.0-29 | 8.0-21 | 1.0-7 | 5.0-19 | 5.0-19 | 5.0-9 | 5.0-15 | 9.0-27 | 6.0-27 | 5.0-19 | 5.0-18 | |





/// GAME-BY-GAME SACKS ///

| PLAYER | SACK-YDS | IOWA | ISU | AFA | JMU | UCONN | CSU | FS | SJSU | SDSU | NEV | BSU | UNM |
|----------------|-----------------|---------------|---------------|--------------|---------------|---------------|--------------|---------------|---------------|--------------|---------------|--------------|-----|
| Fitzgerald | 5.0-26 | 0.0-0 | 2.0-13 | 0.0-0 | 0.0-0 | 0.0-0 | 1.0-3 | 1.0-7 | 0.0-0 | 0.0-0 | 1.0-3 | 0.0-0 | |
| Switzer | 3.0-20 | 0.0-0 | 0.0-0 | 0.0-0 | 0.0-0 | 1.0-12 | 0.0-0 | 0.0-0 | 0.0-0 | 0.0-0 | 1.0-7 | 1.0-1 | |
| Spires | 3.0-10 | 0.0-0 | 0.0-0 | 0.0-0 | 0.0-0 | 0.0-0 | 0.0-0 | 1.0-2 | 1.0-5 | 0.0-0 | 1.0-3 | 0.0-0 | |
| Joyce | 2.0-9 | 0.0-0 | 1.0-2 | 1.0-7 | 0.0-0 | 0.0-0 | 0.0-0 | 0.0-0 | 0.0-0 | 0.0-0 | 0.0-0 | 0.0-0 | |
| H. Motu'apuaka | 2.0-7 | 0.0-0 | 0.0-0 | 0.0-0 | 0.0-0 | 0.0-0 | 0.0-0 | 1.0-3 | 0.0-0 | 0.0-0 | 1.0-4 | 0.0-0 | |
| C. Slone | 2.0-7 | 0.0-0 | 0.0-0 | 0.0-0 | 0.0-0 | 0.0-0 | 0.0-0 | 1.0-1 | 1.0-6 | 0.0-0 | 0.0-0 | 0.0-0 | |
| Mells | 1.0-11 | 0.0-0 | 0.0-0 | 0.0-0 | 1.0-11 | 0.0-0 | 0.0-0 | 0.0-0 | 0.0-0 | 0.0-0 | 0.0-0 | 0.0-0 | |
| Barthiel | 1.0-10 | 1.0-10 | 0.0-0 | 0.0-0 | 0.0-0 | 0.0-0 | 0.0-0 | 0.0-0 | 0.0-0 | 0.0-0 | 0.0-0 | 0.0-0 | |
| Pili | 1.0-6 | 0.0-0 | 0.0-0 | 0.0-0 | 0.0-0 | 0.0-0 | 0.0-0 | 0.0-0 | 0.0-0 | 1.0-6 | 0.0-0 | 0.0-0 | |
| En. Migao | 1.0-2 | 0.0-0 | 0.0-0 | 0.0-0 | 0.0-0 | 0.0-0 | 0.0-0 | 0.0-0 | 1.0-2 | 0.0-0 | 0.0-0 | 0.0-0 | |
| TOTALS | 21.0-108 | 1.0-10 | 3.0-15 | 1.0-7 | 1.0-11 | 1.0-12 | 1.0-3 | 4.0-13 | 3.0-13 | 1.0-6 | 4.0-17 | 1.0-1 | |

/// GAME-BY-GAME PASS BREAKUPS ///

| PLAYER | PBU _s | IOWA | ISU | AFA | JMU | UCONN | CSU | FS | SJSU | SDSU | NEV | BSU | UNM |
|---------------|------------------|----------|----------|----------|----------|----------|----------|----------|----------|----------|----------|----------|-----|
| Dickerson | 6 | 0 | 2 | 0 | 1 | 0 | 1 | 0 | 0 | 0 | 2 | 0 | |
| Dye | 6 | 0 | 1 | 0 | 1 | 0 | 1 | 2 | 0 | 0 | 1 | 0 | |
| Larsen | 5 | 2 | 0 | 0 | 0 | 1 | 1 | 1 | 0 | 0 | 0 | 0 | |
| Harris | 4 | 0 | 1 | 0 | 0 | 0 | 1 | 0 | 0 | 1 | 1 | 0 | |
| C. Slone | 4 | 1 | 0 | 0 | 0 | 0 | 1 | 0 | 1 | 0 | 1 | 0 | |
| Switzer | 4 | 0 | 0 | 0 | 0 | 0 | 2 | 0 | 0 | 1 | 0 | 1 | |
| Anyanwu | 3 | 0 | 0 | 0 | 1 | 0 | 1 | 0 | 0 | 1 | 0 | 0 | |
| Drew | 3 | 1 | 0 | 0 | 0 | 0 | 0 | 0 | 1 | 1 | 0 | 0 | |
| Bryan | 2 | 0 | 2 | 0 | 0 | 0 | 0 | 0 | 0 | 0 | 0 | 0 | |
| Francois | 2 | 0 | 0 | 0 | 1 | 0 | 0 | 1 | 0 | 0 | 0 | 0 | |
| Barthiel | 1 | 0 | 1 | 0 | 0 | 0 | 0 | 0 | 0 | 0 | 0 | 0 | |
| Fitzgerald | 1 | 0 | 0 | 0 | 0 | 0 | 0 | 0 | 0 | 0 | 0 | 1 | |
| Spires | 1 | 0 | 0 | 0 | 1 | 0 | 0 | 0 | 0 | 0 | 0 | 0 | |
| Pili | 1 | 0 | 0 | 0 | 0 | 0 | 1 | 0 | 0 | 0 | 0 | 0 | |
| Steele | 1 | 0 | 1 | 0 | 0 | 0 | 0 | 0 | 0 | 0 | 0 | 0 | |
| Tuiaki | 1 | 1 | 0 | 0 | 0 | 0 | 0 | 0 | 0 | 0 | 0 | 0 | |
| Tafisi Jr. | 1 | 0 | 0 | 0 | 0 | 0 | 0 | 1 | 0 | 0 | 0 | 0 | |
| TOTALS | 46 | 5 | 8 | 0 | 5 | 1 | 9 | 5 | 2 | 4 | 5 | 2 | |

/// GAME-BY-GAME FUMBLES (FORCED/RECOVERED) ///

| PLAYER | FF-FR | IOWA | ISU | AFA | JMU | UCONN | CSU | FS | SJSU | SDSU | NEV | BSU | UNM |
|---------------|------------|------------|------------|------------|------------|------------|------------|------------|------------|------------|------------|------------|-----|
| Spires | 1-3 | 1-0 | 0-0 | 0-0 | 0-1 | 0-0 | 0-1 | 0-0 | 0-1 | 0-0 | 0-0 | 0-0 | |
| Anyanwu | 1-1 | 0-0 | 1-0 | 0-0 | 0-0 | 0-0 | 0-0 | 0-0 | 0-0 | 0-0 | 0-1 | 0-0 | |
| Dye | 1-1 | 0-0 | 0-0 | 0-0 | 0-0 | 0-0 | 0-0 | 0-0 | 1-1 | 0-0 | 0-0 | 0-0 | |
| Tafisi Jr. | 2-0 | 0-0 | 0-0 | 0-0 | 0-0 | 0-0 | 1-0 | 0-0 | 1-0 | 0-0 | 0-0 | 0-0 | |
| Fitzgerald | 1-0 | 0-0 | 0-0 | 0-0 | 0-0 | 0-0 | 1-0 | 0-0 | 0-0 | 0-0 | 0-0 | 0-0 | |
| Larsen | 1-0 | 0-0 | 0-0 | 0-0 | 1-0 | 0-0 | 0-0 | 0-0 | 0-0 | 0-0 | 0-0 | 0-0 | |
| Meacham | 0-1 | 0-0 | 0-0 | 0-0 | 0-1 | 0-0 | 0-0 | 0-0 | 0-0 | 0-0 | 0-0 | 0-0 | |
| Mosley Jr. | 1-0 | 0-0 | 0-0 | 0-0 | 1-0 | 0-0 | 0-0 | 0-0 | 0-0 | 0-0 | 0-0 | 0-0 | |
| Motes | 1-0 | 0-0 | 0-0 | 0-0 | 1-0 | 0-0 | 0-0 | 0-0 | 0-0 | 0-0 | 0-0 | 0-0 | |
| C. Sloan | 0-1 | 0-0 | 0-1 | 0-0 | 0-0 | 0-0 | 0-0 | 0-0 | 0-0 | 0-0 | 0-0 | 0-0 | |
| Switzer | 0-1 | 0-0 | 0-0 | 0-0 | 0-1 | 0-0 | 0-0 | 0-0 | 0-0 | 0-0 | 0-0 | 0-0 | |
| Tuiaki | 0-1 | 0-0 | 0-0 | 0-0 | 0-0 | 0-0 | 0-1 | 0-0 | 0-0 | 0-0 | 0-0 | 0-0 | |
| TOTALS | 9-9 | 1-0 | 1-1 | 0-0 | 3-3 | 0-0 | 2-2 | 0-0 | 0-0 | 0-0 | 0-1 | 0-0 | |

/// GAME-BY-GAME INTERCEPTIONS ///

| PLAYER | INT-YDS/TD | IOWA | ISU | AFA | JMU | UCONN | CSU | FS | SJSU | SDSU | NEV | BSU | UNM |
|---------------|-----------------|--------------|----------------|--------------|---------------|--------------|--------------|--------------|--------------|--------------|---------------|--------------|-----|
| Larsen | 4-109/1 | 0-0/0 | 1-47/1 | 0-0/0 | 0-0/0 | 0-0/0 | 2-0/0 | 0-0/0 | 0-0/0 | 1-62/0 | 0-0/0 | 0-0/0 | |
| Dye | 2-14/0 | 0-0/0 | 0-0/0 | 0-0/0 | 1-14/0 | 1-0/0 | 0-0/0 | 0-0/0 | 0-0/0 | 0-0/0 | 0-0/0 | 0-0/0 | |
| Francois | 1-75/1 | 0-0/0 | 1-75/1 | 0-0/0 | 0-0/0 | 0-0/0 | 0-0/0 | 0-0/0 | 0-0/0 | 0-0/0 | 0-0/0 | 0-0/0 | |
| Tuiaki | 1-63/1 | 0-0/0 | 0-0/0 | 0-0/0 | 0-0/0 | 0-0/0 | 0-0/0 | 0-0/0 | 0-0/0 | 0-0/0 | 1-63/1 | 0-0/0 | |
| Harris | 1-0/0 | 0-0/0 | 0-0/0 | 0-0/0 | 0-0/0 | 0-0/0 | 1-0/0 | 0-0/0 | 0-0/0 | 0-0/0 | 0-0/0 | 0-0/0 | |
| Switzer | 1-2/0 | 0-0/0 | 0-0/0 | 0-0/0 | 1-2/0 | 0-0/0 | 0-0/0 | 0-0/0 | 0-0/0 | 0-0/0 | 0-0/0 | 0-0/0 | |
| TOTALS | 10-263/3 | 0-0/0 | 2-122/2 | 0-0/0 | 2-16/0 | 1-0/0 | 3-0/0 | 0-0/0 | 0-0/0 | 0-0/0 | 1-63/1 | 0-0/0 | |





2023 GAME-BY-GAME STATISTICS

/// UTAH STATE SCORING DRIVES ///

| Opponent | QTR | Player(s) | Play | PI | Yds | Time |
|--------------------|-----|-----------------------|------------|----|-----|------|
| at Iowa | 2 | Testa | 32 yd FG | 16 | 56 | 5:59 |
| | 3 | Nimrod | 45 yd FG | 7 | 47 | 2:58 |
| | 4 | Legas to Vaughn | 16 yd pass | 3 | 70 | 0:31 |
| Idaho State | 1 | Briggs Jr. | 58 yd run | 2 | 65 | 0:27 |
| | 2 | Booth | 8 yd run | 8 | 80 | 2:40 |
| | 2 | Booth | 40 yd run | 3 | 67 | 1:25 |
| | 2 | Legas to Vaughn | 4 yd pass | 11 | 75 | 4:02 |
| | 2 | Legas to Royals | 20 yd pass | 1 | 20 | 0:07 |
| | 2 | Faison | 60 yd run | 2 | 60 | 0:19 |
| | 2 | Nimrod | 37 yd FG | 1 | 0 | 0:05 |
| | 3 | Williams to Vaughn | 5 yd pass | 11 | 62 | 3:48 |
| | 3 | Williams to M. Davis | 47 yd pass | 2 | 46 | 0:32 |
| | 4 | Jones | 1 yd run | 11 | 63 | 4:44 |
| at Air Force | 2 | Hillstead to Vaughn | 2 yd pass | 11 | 57 | 4:38 |
| | 3 | Hillstead to Royals | 9 yd pass | 10 | 79 | 3:28 |
| | 4 | Hillstead to M. Davis | 6 yd pass | 7 | 65 | 2:02 |
| James Madison | 2 | Nimrod | 18 yd run | 4 | 24 | 1:02 |
| | 2 | Hillstead to Bowman | 63 yd pass | 4 | 75 | 1:10 |
| | 2 | Nimrod | 28 yd FG | 10 | 64 | 1:25 |
| | 3 | Hillstead to Vaughn | 20 yd pass | 11 | 75 | 4:25 |
| | 3 | Hillstead to Vaughn | 6 yd pass | 5 | 24 | 2:05 |
| | 4 | Hillstead to M. Davis | 76 yd pass | 3 | 90 | 0:55 |
| at UCONN | 2 | Hillstead to Bowman | 63 yd pass | 2 | 75 | 0:23 |
| | 3 | Legas to Royals | 15 yd pass | 8 | 88 | 2:39 |
| | 3 | Nimrod | 37 yd FG | 9 | 48 | 3:47 |
| | 3 | Legas to Royals | 71 yd pass | 3 | 88 | 0:56 |
| | 4 | Legas to Royals | 52 yd pass | 5 | 75 | 1:41 |
| | 4 | Nimrod | 24 yd FG | 12 | 69 | 5:04 |
| Colorado State | 1 | Nimrod | 43 yd FG | 6 | 12 | 1:56 |
| | 2 | Booth | 22 yd run | 8 | 89 | 2:39 |
| | 2 | Legas to Royals | 24 yd pass | 5 | 54 | 1:22 |
| | 3 | Legas to Vaughn | 76 yd pass | 3 | 75 | 1:11 |
| | 3 | Legas to Royals | 51 yd pass | 3 | 56 | 0:55 |
| | 4 | Legas to Davis | 19 yd pass | 3 | 48 | 1:00 |
| | 4 | Booth | 48 yd run | 7 | 91 | 3:51 |
| Fresno State | 1 | Legas to Royals | 29 yd pass | 10 | 75 | 2:37 |
| | 2 | Legas to Royals | 52 yd pass | 7 | 75 | 1:45 |
| | 3 | Nimrod | 37 yd FG | 8 | 55 | 3:23 |
| | 4 | Legas to Vaughn | 43 yd pass | 6 | 69 | 1:16 |
| | 4 | Faison | 24 yd run | 5 | 85 | 2:00 |
| at San José State | 2 | Faison | 5 yd run | 12 | 75 | 4:12 |
| | 2 | Hillstead to M. Davis | 25 yd pass | 8 | 69 | 2:46 |
| | 4 | Hillstead to Royals | 20 yd pass | 11 | 75 | 3:25 |
| at San Diego State | 2 | Testa | 24 yd FG | 14 | 68 | 3:56 |
| | 3 | Legas to Royals | 50 yd pass | 9 | 73 | 3:43 |
| | 4 | Booth | 19 yd run | 7 | 92 | 2:25 |
| | 1OT | Legas to Vaughn | 18 yd pass | 3 | 25 | -- |
| | 2OT | Briggs Jr. | 20 yd run | 1 | 20 | -- |
| Nevada | 1 | Legas to Lane | 4 yd pass | 11 | 75 | 3:57 |
| | 2 | Nimrod | 21 yd FG | 9 | 48 | 2:54 |
| | 2 | Legas to M. Davis | 47 yd pass | 7 | 75 | 1:28 |
| | 3 | Nimrod | 37 yd FG | 5 | 53 | 1:51 |
| | 3 | Faison | 2 yd run | 5 | 57 | 1:22 |
| | 4 | Legas to Vaughn | 25 yd pass | 6 | 43 | 1:54 |
| Boise State | 1 | Legas to Royals | 57 yd pass | 1 | 57 | 0:11 |
| | 2 | Nimrod | 34 yd FG | 9 | 63 | 3:35 |
| at New Mexico | | | | | | |

NON-OFFENSIVE SCORING PLAYS

| Opponent | QTR | Play |
|-------------|-----|--|
| Idaho State | 2 | Larsen 47 yd interception return for a touchdown |
| | 4 | Faison 74 yd interception return for a touchdown |
| Nevada | 2 | Tuiaki 63 yd interception return for a touchdown |

/// OPPONENT SCORING DRIVES ///

| Opponent | QTR | Player(s) | Play | PI | Yds | Time |
|--------------------|-----|----------------------|------------|----|-----|------|
| at Iowa | 1 | McNamara to Anderson | 36 yd pass | 2 | 39 | 0:33 |
| | 1 | McNamara to All | 3 yd pass | 11 | 75 | 4:31 |
| | 2 | Stevens | 20 yd FG | 11 | 47 | 3:47 |
| | 4 | Johnson | 3 yd run | 10 | 68 | 4:43 |
| Idaho State | 1 | Cooke to Fredrickson | 9 yd pass | 7 | 75 | 3:34 |
| | 2 | Hays to Fredrickson | 15 yd pass | 10 | 75 | 3:52 |
| | 3 | Hays to Shulikov | 12 yd pass | 11 | 75 | 3:58 |
| | 4 | Hunter | 1 yd run | 13 | 77 | 4:49 |
| at Air Force | 1 | Michel | 1 yd run | 12 | 63 | 6:57 |
| | 1 | Larrier | 4 yd run | 3 | 11 | 1:16 |
| | 1 | Michel | 2 yd run | 7 | 79 | 4:00 |
| | 2 | Eldridge III | 13 yd run | 5 | 72 | 2:48 |
| | 2 | Dapore | 49 yd FG | 8 | 43 | 1:58 |
| | 3 | Michel | 2 yd run | 10 | 46 | 6:14 |
| James Madison | 1 | McCloud to Dollison | 54 yd pass | 3 | 75 | 0:57 |
| | 1 | Wise | 20 yd FG | 8 | 37 | 3:31 |
| | 1 | McCloud | 1 yd run | 6 | 36 | 2:24 |
| | 2 | McCloud to Sproles | 3 yd pass | 7 | 69 | 3:00 |
| | 2 | McCloud to Brown | 57 yd pass | 9 | 85 | 2:47 |
| | 2 | McCloud | 1 yd run | 10 | 75 | 4:55 |
| | 4 | McCloud to Brown | 74 yd pass | 4 | 85 | 1:45 |
| at UCONN | 1 | Stafford | 1 yd run | 12 | 80 | 7:49 |
| | 2 | Roberson to Harris | 4 yd pass | 4 | 24 | 1:38 |
| | 2 | McFadden | 36 yd FG | 13 | 48 | 5:27 |
| | 4 | Roberson to Porter | 28 yd pass | 8 | 88 | 4:30 |
| | 4 | McFadden | 38 yd FG | 6 | 55 | 2:07 |
| | 4 | Stafford | 1 yd run | 9 | 85 | 2:01 |
| Colorado State | 1 | Noyes | 30 yd FG | 7 | 28 | 2:04 |
| | 1 | Schild | 22 yd run | 2 | 33 | 0:32 |
| | 4 | Johnson | 10 yd run | 9 | 84 | 2:37 |
| Fresno State | 1 | Sherrod | 5 yd run | 14 | 98 | 5:19 |
| | 2 | Fife to Watson | 7 yd pass | 11 | 45 | 3:57 |
| | 3 | Sherrod | 46 yd run | 4 | 57 | 1:45 |
| | 3 | Gill to Watson | 19 yd pass | 7 | 65 | 2:13 |
| | 4 | Lynch | 26 yd FG | 10 | 64 | 4:33 |
| | 4 | Sherrod | 11 yd run | 5 | 72 | 2:16 |
| at San José State | 1 | Conley | 10 yd run | 7 | 75 | 3:15 |
| | 1 | Cordeiro to Robinson | 4 yd pass | 7 | 39 | 4:04 |
| | 3 | Conley | 8 yd run | 12 | 73 | 6:11 |
| | 3 | Cordeiro to Rogers | 10 yd pass | 6 | 33 | 3:13 |
| | 4 | Cordeiro to Nash | 29 yd pass | 3 | 27 | 1:31 |
| | 4 | Robinson | 1 yd run | 6 | 48 | 3:31 |
| at San Diego State | 2 | Mayden to Redman | 9 yd pass | 6 | 88 | 3:18 |
| | 4 | Mayden to Christon | 10 yd pass | 9 | 79 | 4:08 |
| | 4 | Browning | 23 yd FG | 9 | 49 | 1:54 |
| | 1OT | Mayden to Penny | 27 yd pass | 2 | 25 | -- |
| Nevada | 1 | Bianco to Zeidler | 21 yd pass | 7 | 86 | 3:30 |
| | 2 | Talton | 38 yd FG | 7 | 22 | 3:26 |
| | 4 | Dollars | 5 yd run | 4 | 37 | 2:02 |
| | 4 | Bianco to Campbell | 3 yd pass | 7 | 65 | 1:58 |
| Boise State | 2 | Holani | 75 yd run | 1 | 75 | 0:12 |
| | 2 | Green to Lauter | 26 yd pass | 1 | 26 | 0:07 |
| | 2 | Holani | 33 yd run | 4 | 79 | 1:33 |
| | 2 | Green to Lauter | 2 yd pass | 4 | 25 | 1:56 |
| | 2 | Dalmas | 44 yd FG | 12 | 39 | 2:29 |
| | 3 | Jeanty | 5 yd run | 7 | 71 | 3:25 |
| | 4 | Dubar | 10 yd run | 8 | 48 | 4:35 |
| at New Mexico | | | | | | |

NON-OFFENSIVE SCORING PLAYS

| Opponent | QTR | Play |
|----------------|-----|--|
| Colorado State | 1 | Horton 79 yd punt return for a touchdown |

/// DRIVE SUPERLATIVES ///

| | UTAH STATE (Game) | OPPONENT (Game) |
|-------------------|----------------------------|---------------------------------|
| Most Plays/Result | 16/FG (at Iowa) | 15/Fumble (Colorado State) |
| Most Yards/Result | 92/TD (at San Diego State) | 98/TD (Fresno State) |
| Most Time/Result | 6:30/INT (Boise State) | 8:43/End of Half (at Air Force) |



2023 GAME-BY-GAME STATISTICS



/// GAME-OPENING DRIVES ///

| Opponent | UTAH STATE | | | OPPONENTS | | |
|--------------------|------------|-----|--------|-----------|-----|--------|
| | 1st Dns | Yds | Result | 1st Dns | Yds | Result |
| at Iowa | 0 | 3 | Punt | 1 | 39 | TD |
| Idaho State | 1 | 65 | TD | 3 | 75 | TD |
| at Air Force | 0 | 0 | Punt | 5 | 63 | TD |
| James Madison | 0 | -10 | Punt | 2 | 75 | TD |
| at UCONN | 0 | 4 | Punt | 2 | 30 | INT |
| Colorado State | 0 | 5 | Punt | 0 | 9 | Punt |
| Fresno State | 0 | 8 | Punt | 0 | 5 | Punt |
| at San José State | 2 | 37 | INT | 7 | 75 | TD |
| at San Diego State | 0 | 5 | Punt | 3 | 73 | TD |
| Nevada | 4 | 75 | TD | 0 | 8 | Punt |
| Boise State | 0 | -4 | Punt | 0 | -1 | Punt |
| at New Mexico | | | | | | |

/// SECOND HALF-OPENING DRIVES ///

| Opponent | UTAH STATE | | | OPPONENTS | | |
|--------------------|------------|-----|--------|-----------|-----|--------|
| | 1st Dns | Yds | Result | 1st Dns | Yds | Result |
| at Iowa | 1 | 47 | FG | 1 | 12 | Punt |
| Idaho State | 4 | 62 | TD | 1 | 3 | Punt |
| at Air Force | 5 | 79 | TD | 3 | 46 | TD |
| James Madison | 3 | 75 | TD | 0 | 0 | Punt |
| at UCONN | 4 | 88 | TD | 0 | 2 | Punt |
| Colorado State | 1 | 75 | TD | 0 | -4 | Punt |
| Fresno State | 3 | 55 | FG | 2 | 57 | TD |
| at San José State | 1 | 3 | Punt | 4 | 73 | TD |
| at San Diego State | 3 | 73 | TD | 0 | 8 | Punt |
| Nevada | 1 | 53 | FG | 1 | 17 | Punt |
| Boise State | 3 | 6 | Punt | 3 | 71 | TD |
| at New Mexico | | | | | | |

/// POINTS OFF TURNOVERS ///

| Opponent | UTAH STATE DEFENSE | | | OPPONENT DEFENSE | | |
|--------------------|--------------------|----------|----------|------------------|-----------|----------|
| | NO | TD | FG | NO | TD | FG |
| at Iowa | 0 | 0 | 0 | 1 | 0 | 1 |
| Idaho State | 3 | 2 | 1 | 0 | 0 | 0 |
| at Air Force | 0 | 0 | 0 | 2 | 2 | 0 |
| James Madison | 5 | 2 | 0 | 3 | 0 | 0 |
| at UCONN | 1 | 0 | 0 | 2 | 2 | 0 |
| Colorado State | 5 | 1 | 0 | 4 | 1 | 1 |
| Fresno State | 0 | 0 | 0 | 2 | 0 | 0 |
| at San José State | 2 | 0 | 0 | 3 | 1 | 0 |
| at San Diego State | 1 | 0 | 0 | 0 | 0 | 0 |
| Nevada | 2 | 1 | 0 | 2 | 1 | 1 |
| Boise State | 0 | 0 | 0 | 4 | 3 | 0 |
| at New Mexico | | | | | | |
| TOTALS | 19 | 6 | 1 | 23 | 10 | 3 |

/// THREE-AND-OUT ///

| Opponent | UTAH STATE OFFENSE | OPPONENT OFFENSE |
|--------------------|--------------------|------------------|
| | 3-and-Out/Drives | 3-and-Out/Drives |
| at Iowa | 3/13 | 4/13 |
| Idaho State | 2/14 | 4/15 |
| at Air Force | 1/9 | 2/10 |
| James Madison | 4/17 | 4/17 |
| at UCONN | 3/13 | 4/13 |
| Colorado State | 3/17 | 6/17 |
| Fresno State | 2/12 | 1/13 |
| at San José State | 4/12 | 2/13 |
| at San Diego State | 4/15 | 3/15 |
| Nevada | 3/16 | 5/16 |
| Boies State | 3/14 | 3/15 |
| at New Mexico | | |
| TOTALS | 32/152 | 38/157 |

/// AGGIES ON COIN FLIPS ///

| COIN FLIP | IOWA | ISU | AFA | JMU | UCONN | CSU | FS | SJSU | SDSU | NEV | BSU | UNM |
|--------------|----------|-----------|-----------|----------|----------|----------|----------|----------|-----------|-----------|----------|-----|
| W-L/Decision | L/Defend | L/Receive | L/Receive | W/Defend | W/Defend | L/Defend | W/Defend | W/Defend | L/Receive | L/Receive | W/Defend | |

/// RED ZONE ///

| Opponent | Score | Inside | Times | Total | Rush | Pass | FGs | Failed to score inside opp. 20 | | | | | | | |
|--------------------|-------|--------|--------|-------|------|------|-----|--------------------------------|-----|-----|-----|------|-----|-------|-----|
| | | Opp.20 | Scored | | | | | Points | TDs | TDs | TDs | Made | FGA | Downs | Int |
| at Iowa | 14 | 2 | 2 | 14 | 1 | 0 | 1 | 1 | 0 | 0 | 0 | 0 | 0 | 0 | 0 |
| Idaho State | 78 | 4 | 4 | 28 | 4 | 2 | 2 | 0 | 0 | 0 | 0 | 0 | 0 | 0 | 0 |
| at Air Force | 21 | 4 | 3 | 21 | 3 | 0 | 3 | 0 | 0 | 1 | 0 | 0 | 0 | 0 | 0 |
| James Madison | 38 | 4 | 3 | 17 | 2 | 1 | 1 | 1 | 0 | 0 | 1 | 0 | 0 | 0 | 0 |
| at UConn | 34 | 1 | 1 | 3 | 0 | 0 | 0 | 1 | 0 | 0 | 0 | 0 | 0 | 0 | 0 |
| Colorado State | 44 | 1 | 1 | 7 | 1 | 0 | 1 | 0 | 0 | 0 | 0 | 0 | 0 | 0 | 0 |
| Fresno State | 32 | 0 | 0 | 0 | 0 | 0 | 0 | 0 | 0 | 0 | 0 | 0 | 0 | 0 | 0 |
| at San José State | 21 | 1 | 1 | 7 | 1 | 1 | 0 | 0 | 0 | 0 | 0 | 0 | 0 | 0 | 0 |
| at San Diego State | 32 | 3 | 3 | 17 | 2 | 1 | 2 | 1 | 0 | 0 | 0 | 0 | 0 | 0 | 0 |
| Nevada | 41 | 3 | 3 | 17 | 2 | 1 | 1 | 1 | 0 | 0 | 0 | 0 | 0 | 0 | 0 |
| Boise State | 10 | 4 | 2 | 10 | 1 | 0 | 1 | 1 | 0 | 1 | 1 | 0 | 0 | 0 | 0 |
| at New Mexico | | | | | | | | | | | | | | | |



/// UTAH STATE LONG PLAYS (20-PLUS YARDS) ///
/// OPPONENT LONG PLAYS (20-PLUS YARDS) ///

| Yards | Opponent | Play (Result) |
|--------------|-----------------|---|
| 39 | Iowa | Vaughn 39 yd pass from Legas (1st Down) |
| 26 | Iowa | Faison 26 yd pass from Legas (1st Down) |
| 21 | Idaho State | Vaughn 21 yd pass from Legas (1st Down) |
| 22 | Idaho State | Royals 22 yd pass from Legas (1st Down) |
| 20 | Idaho State | Royals 20 yd pass from Legas (TD) |
| 47 | Idaho State | M. Davis 47 yd pass from Williams (TD) |
| 58 | Idaho State | Briggs Jr. 58 yd run (TD) |
| 31 | Idaho State | Booth 31 yd run (1st Down) |
| 40 | Idaho State | Booth 40 yd run (1st Down) |
| 29 | Idaho State | Faison 29 yd run (1st Down) |
| 60 | Idaho State | Faison 60 yd run (1st Down) |
| 23 | Air Force | M. Davis 23 yd pass from Legas (1st Down) |
| 23 | Air Force | Vaughn 23 yd pass from Legas (1st Down) |
| 20 | Air Force | Royals 20 yd pass from Hillstead (1st Down) |
| 21 | Air Force | Vaughn 21 yd pass from Hillstead (1st Down) |
| 24 | Air Force | M. Davis 24 yd pass from Hillstead (1st Down) |
| 31 | Air Force | M. Davis 31 yd pass from Hillstead (1st Down) |
| 63 | James Madison | Bowman 63 yd pass from Hillstead (TD) |
| 37 | James Madison | Tia 37 yd pass from Hillstead (1st Down) |
| 20 | James Madison | Vaughn 20 yd pass from Hillstead (TD) |
| 25 | James Madison | Royals 25 yd pass from Hillstead (1st Down) |
| 21 | James Madison | Vaughn 21 yd pass from Hillstead (1st Down) |
| 76 | James Madison | M. Davis 76 yd pass from Hillstead (TD) |
| 35 | James Madison | Booth 35 yd run (1st Down) |
| 63 | UCONN | Bowman 63 yd pass from Hillstead (TD) |
| 31 | UCONN | Royals 31 yd pass from Hillstead (1st Down) |
| 71 | UCONN | Royals 71 yd pass from Legas (TD) |
| 52 | UCONN | Royals 52 yd pass from Legas (TD) |
| 37 | Colorado State | M. Davis 37 yd pass from Legas (1st Down) |
| 22 | Colorado State | Booth 22 yd run (TD) |
| 27 | Colorado State | Royals 27 yd pass from Legas (1st Down) |
| 24 | Colorado State | Royals 24 yd pass from Legas (TD) |
| 25 | Colorado State | Briggs Jr. 25 yd run (1st Down) |
| 24 | Colorado State | Vaughn 24 yd pass from Legas (1st Down) |
| 76 | Colorado State | Vaughn 76 yd pass from Legas (TD) |
| 51 | Colorado State | Royals 51 yd pass from Legas (TD) |
| 27 | Colorado State | Vaughn 27 yd pass from Legas (1st Down) |
| 24 | Colorado State | M. Davis 24 yd pass from Legas (1st Down) |
| 48 | Colorado State | Booth 48 yd run (TD) |
| 29 | Fresno State | Royals 29 yd pass from Legas (TD) |
| 52 | Fresno State | Royals 52 yd pass from Legas (TD) |
| 27 | Fresno State | Lane 27 yd pass from Legas (1st Down) |
| 28 | Fresno State | M. Davis 28 yd pass from Legas (1st Down) |
| 43 | Fresno State | Vaughn 43 yd pass from Legas (TD) |
| 38 | Fresno State | Vaughn 38 yd pass from Legas (1st Down) |
| 24 | Fresno State | Vaughn 24 yd run (TD) |
| 25 | San José State | M. Davis 25 yd pass from Hillstead (TD) |
| 20 | San José State | Royals 20 yd pass from Hillstead (TD) |
| 50 | San Diego State | Royals 50 yd pass from Legas (TD) |
| 38 | San Diego State | Vaughn 38 yd pass from Legas (1st Down) |
| 20 | San Diego State | Briggs Jr. 20 yd run (TD) |
| 47 | Nevada | M. Davis 47 yd pass from Legas (TD) |
| 46 | Nevada | Faison 46 yd run (1st Down) |
| 43 | Nevada | Faison 43 yd run (1st Down) |
| 25 | Nevada | Vaughn 25 yd pass from Legas (TD) |
| 57 | Boise State | Royals 57 yd pass from Legas (TD) |
| 49 | Boise State | Booth 49 yd run (1st Down) |
| 24 | Boise State | Legas 24 yd run (1st Down) |
| 45 | Boise State | Booth 45 yd run (1st Down) |
| 25 | Boise State | M. Davis 25 yd pass from Williams (1st Down) |
| | New Mexico | |

| Yards | Opponent | Play (Result) |
|--------------|-----------------|---|
| 36 | Iowa | Anderson 36 yd pass from McNamara (TD) |
| 29 | Iowa | Ragaini 29 yd pass from McNamara (1st Down) |
| 31 | Iowa | Lachey 31 yd pass from McNamara (1st Down) |
| 21 | Iowa | Johnson 21 yd run (1st Down) |
| 28 | Idaho State | Fredrickson 28 yd pass from Cooke (1st Down) |
| 21 | Idaho State | Fredrickson 21 yd pass from Hays (1st Down) |
| 21 | Idaho State | Dailey Jr. 21 yd pass from Cavallero (1st Down) |
| 49 | Air Force | Roznos 49 yd pass from Larrier (1st Down) |
| 24 | Air Force | Owen 24 yd run (1st Down) |
| 28 | Air Force | Engel 28 yd pass from Larrier (1st Down) |
| 21 | Air Force | Larrier 21 yd run (1st Down) |
| 24 | Air Force | Owen 25 yd run (1st Down) |
| 54 | James Madison | Dollison 54 yd pass from McCloud (TD) |
| 57 | James Madison | Brown 57 yd pass from McCloud (TD) |
| 74 | James Madison | Brown 74 yd pass from McCloud (TD) |
| 34 | UCONN | Porter 34 yd run (1st Down) |
| 28 | UCONN | Porter 28 yd pass from Roberson (TD) |
| 25 | UCONN | Joly 25 yd pass from Roberson (1st Down) |
| 33 | UCONN | Rosa 33 yd run (1st Down) |
| 35 | UCONN | Ross 35 yd pass from Roberson (1st Down) |
| 25 | UCONN | Buckman 25 yd pass from Roberson (1st Down) |
| 23 | Colorado State | Brown IV 23 yd pass from Fowler-Nicolosi (1st Down) |
| 22 | Colorado State | Schild 22 yd run (TD) |
| 28 | Fresno State | Watson 28 yd pass from Fife (1st Down) |
| 22 | Fresno State | Brooks 22 yd pass from Fife (1st Down) |
| 46 | Fresno State | Sherrod 46 yd run (TD) |
| 23 | Fresno State | Brooks 23 yd pass from Fife (1st Down) |
| 29 | Fresno State | Sherrod 29 yd pass from Fife (1st Down) |
| 29 | Fresno State | Freeman 29 yd pass from Fife (1st Down) |
| 22 | San José State | Cordeiro 22 yd run (1st Down) |
| 29 | San José State | Nash 29 yd pass from Cordeiro (TD) |
| 62 | San Diego State | Sutton 62 yd run (1st Down) |
| 33 | San Diego State | Martin 33 yd pass from Mayden (1st Down) |
| 24 | San Diego State | Mekhi 24 yd pass from Mayden (1st Down) |
| 25 | San Diego State | Christon 25 yd run (1st Down) |
| 27 | San Diego State | Bronnie 27 yd pass from Mayden (TD) |
| 22 | Nevada | Dollars 22 yd run (1st Down) |
| 21 | Nevada | Zeidler 21 yd pass from Bianco (TD) |
| 20 | Nevada | Bell 20 yd run (1st Down) |
| 38 | Nevada | Campbell 38 yd pass from Bianco (1st Down) |
| 28 | Nevada | Bianco 28 yd run (1st Down) |
| 32 | Nevada | Curtis 32 yd pass from Bianco (1st Down) |
| 23 | Boise State | Jeanty 23 yd pass from Green (1st Down) |
| 75 | Boise State | Holani 75 yd run (TD) |
| 26 | Boise State | Lauter 26 yd pass from Green (TD) |
| 27 | Boise State | Holani 27 yd run (1st Down) |
| 31 | Boise State | Strachan 31 yd pass from Green (1st Down) |
| 33 | Boise State | Holani 33 yd run (TD) |
| 24 | Boise State | Holani 23 yd run (1st Down) |
| | New Mexico | |





/// UTAH STATE ///

/// OPPONENT ///

OFFENSE

- 200 Yards Rushing - 292 VS. NEVADA, 2023
- 300 Yards Rushing - 380 VS. IDAHO STATE, 2023
- 400 Yards Rushing - 426 at Hawai'i, 2018
- 300 Yards Passing - 363 VVS. FRESNO STATE, 2023
- 400 Yards Passing - 402 VS. JAMES MADISON, 2023
- 500 Yards Passing - 516 vs. New Mexico, 2018
- 500 Yards Total Offense - 568 VS. FRESNO STATE, 2023
- More Than 600 Yards Total Offense - 639 VS. COLORADO STATE, 2023
- 40 Points - 41 VS. NEVADA, 2023
- 50 Points - 51 vs. Hawai'i, 2021
- 60 Points - 62 vs. Stony Brook, 2019
- 70 Points - 78 VS. IDAHO STATE, 2023
- Safety By USU - vs. UNLV, 2022

DEFENSE

- 200 Yards Rushing - 251 AT SAN JOSE STATE, 2023
- 300 Yards Rushing - 352 VS. BOISE STATE, 2023
- 400 Yards Rushing - 437 at Air Force, 2021
- 300 Yards Passing - 310 VS. FRESNO STATE, 2023
- 400 Yards Passing - 422 vs. Fresno State, 2020
- 500 Yards Passing - 505 at Texas Tech, 2000
- 500 Yards Total Offense - 512 VS. JAMES MADISON, 2023
- More Than 600 Yards Total Offense - 604 vs. Wyoming, 2021
- 40 Points - 45 VS. BOISE STATE, 2023
- 50 Points - 55 at Alabama, 2022
- 60 Points - 66 at Oregon, 2008
- 70 Points - 70 at Fresno State, 2001
- Safety Against USU - vs. New Mexico, 2018

/// UTAH STATE INDIVIDUAL LAST TIME ///

- 100 Yards Rushing - 12-125, DAVON BOOTH VS. BOISE STATE, 2023
- 200 Yards Rushing - 18-208, 3 TD, Devante Mays vs. Weber State, 2016
- 100 Yards Rushing by a Quarterback - 11-118, 2TD, Andrew Peasley vs. New Mexico, 2020
- Two Players with 100 Yards Rushing - Darwin Thompson (13-141, 3TD) and Gerold Bright (16-121, 3TD) at Hawai'i, 2018
- 300 Yards Passing - 363 (23-40-2, 3TD), COOPER LEGAS VS. FRESNO STATE, 2023
- 400 Yards Passing - 416 (33-48-3, 3TD), Jordan Love at Wake Forest, 2019
- Three TD Passes - COOPER LEGAS VS. NEVADA, 2023
- Four TD Passes - COOPER LEGAS VS. COLORADO STATE, 2023
- Five or More TD Passes - 5, Logan Bonner at New Mexico, 2021
- Two Players with 100 Yards Passing - Logan Bonner (21-for-34, 253) and Andrew Peasley (10-for-15, 195) at Air Force, 2021
- 100 Yards Receiving - 7-113, TD, JALEN ROYALS VS. BOISE STATE, 2023
- 200 Yards Receiving - 9-215, Deven Thompkins at New Mexico State, 2021
- Two Players with 100 Yards Receiving - 7-125, 2 TD, JALEN ROYALS; 7-119, TD, TERRELL VAUGHN VS. FRESNO STATE, 2023
- Three Players with 100 Yards Receiving - 8-143, TD, TERRELL VAUGHN; 8-140, 2 TD, JALEN ROYALS; 5-104, TD, MICAH DAVIS VS. COLORADO STATE, 2023
- 100 Yards Receiving by a Running Back - 4-115, 2TD, Darwin Thompson vs. SJSU, 2018
- 100 Yards Rushing and Receiving - 140 rush, 155 rec., Darwin Thompson vs. SJSU, 2018
- 200 Yards All-Purpose - 214, Terrell Vaughn at Boise State, 2022
- More Than Two Rushing TDs In One Game - 3, Calvin Tyler Jr. vs. San José State, 2022
- More Than Three Rushing TDs In One Game - 4, Robert Turbin vs. Colorado State, 2011
- More Than Two Receiving TD In One Game - 3, JALEN ROYALS AT UCONN, 2023
- More Than Three Combined TDs In One Game - 4, Joey DeMartino (3 rush, 1 rec), at New Mexico, 2013
- TD Pass By A Non-QB - 29, Aaren Vaughns (WR), vs. Wyoming, 2017
- 80-Yard Run For A Touchdown - 86, Jaylen Warren vs. Fresno State, 2020
- 80-Yard Pass For A Touchdown - 80, Siaosi Mariner from Jordan Love vs. Wyoming, 2019
- 50-Yard Field Goal - 53, Connor Coles vs. Memphis, 2022
- Four or More Field Goals - 4, Connor Coles vs. Colorado State, 2021
- Kickoff Return For A Touchdown - 100, Terrell Vaughn vs. Weber State, 2022
- Punt Return For A Touchdown - 45, Deven Thompkins vs. Stony Brook, 2019
- 20 or More Tackles - 24, David Woodward at Wake Forest, 2019
- Interception Return For A Touchdown - 63, SENITUIAKI VS. NEVADA, 2023
- Two Interception Returns For A Touchdown - 74, JAIDEN FRANCOIS VS. IDAHO STATE, 2023; 47, IKE LARSEN VS. IDAHO STATE, 2023
- Fumble Return For A Touchdown - 55, Hunter Reynolds vs. New Mexico, 2022
- Kick Blocked For A Touchdown - (PUNT) Ike Larsen (BLOCK), Jaden Smith (TOUCHDOWN) vs. San José State, 2022
- Blocked Field Goal - Justin Rice at New Mexico State, 2021
- Blocked Extra Point - IKE LARSEN AT UCONN, 2023
- Blocked Punt - IKE LARSEN AT IOWA, 2023
- Blocked Extra Point For A Conversion - (BLOCK) David Moala, (RETURN) Torrey Green vs. Southern Utah, 2015
- Two Blocked Kicks - (EXTRA POINT) Tavian Coleman vs. San José State; (EXTRA POINT) Ike Larsen vs. San José State (PUNT), 2022
- Two-Point Conversion - (PASS) RAHSUL FAISON FROM COOPER LEGAS, 2023
- Safety - TEAM, vs. UNLV, 2022

/// OPPONENT INDIVIDUAL LAST TIME ///

- 100 Yards Rushing - 15-178, 2 TD, GEORGE HOLANI (BOISE STATE), 2023
- 200 Yards Rushing - 27-221, 3 TD, Charles Williams (at UNLV), 2021
- Two Players With 100 Yards Rushing - 15-110, OWEN BURK (AT AIR FORCE); 28-106, 3TD, EMMANUEL MICHEL (AT AIR FORCE), 2023
- 300 Yards Passing - 23-34-2, 364, 4 TD, JORDAN McCLOUD (VS. JAMES MADISON), 2023
- 400 Yards Passing - 29-38-1, 422, 4 TD, Jake Haener (vs. Fresno State), 2020
- 100 Yards Receiving - 5-160, 2 TD, REGGIE BROWN (VS. JAMES MADISON), 2023
- 200 Yards Receiving - 10-202, 3 TD, Jalen Cropper (vs. Fresno State), 2020
- Two Players With 100 Yards Receiving - Calvin Turner Jr., 8-110, TD; Dedrick Parson 7-115, TD (vs. Hawai'i), 2021
- Three Players With 100 Yards Receiving - C.J. Hawthorne, 9-116 TD; J. Rivers 7-130 TD; and R. Grice-Mullen, 5-113 (vs. Hawai'i), 2007
- 80-Yard Run For A Touchdown - 91, Taylen Green (at Boise State), 2022
- 80-Yard Pass For A Touchdown - 86, Lamar Jordan at Delane Hart-Johnson (vs. New Mexico), 2015
- 50-Yard Field Goal - 51, Matthew Dapore (vs. Air Force), 2022
- Kickoff Return For A Touchdown - 99, Cameron Stone (vs. Wyoming), 2021
- Punt Return For A Touchdown - 79, TORY HORTON (VS. COLORADO STATE), 2023
- Interception Return For A Touchdown - 48, Seyi Oladipo (at Boise State), 2022
- Fumble Return For A Touchdown - 60, Eugene Ford (vs. Hawai'i), 2021
- Blocked Punt - Coloardo State, 2022
- Blocked FG - at Boise State, 2022
- Blocked PAT - at San Diego State, 2021





◀ **NAVY BLUE HELMET / NAVY BLUE JERSEY / NAVY BLUE PANTS**

Games: 27
Wins: 18
Losses: 9

2012: vs. Southern Utah (W), vs. Idaho (W)
2013: vs. Weber St. (W), vs. Wyoming (W)
2014: vs. Idaho St. (W), vs. San José St. (W)
2015: vs. Southern Utah (W), vs. BYU (L)
2016: vs. Weber St. (W), vs. SDSU (L), UNM (L)
2017: vs. Idaho St. (W), vs. Hawai'i (W), vs. NMSU (L)
2018: vs. New Mexico St. (W), vs. San José St. (W)
2019: vs. Stony Brook (W), vs. Nevada (W)
2020: vs. Fresno St. (L), vs. Air Force (L)
2021: vs. Colorado St. (W)
2022: vs. UNLV (L), vs. Air Force (W), San José St. (W), vs. Memphis (L)
2023: vs. Colorado St. (W); Boise St. (L)



◀ **WHITE HELMET / WHITE JERSEY / WHITE PANTS**

Games: 24
Wins: 14
Losses: 10

2012: vs. UNLV (W)
2013: vs. Boise St. (L)
2014: vs. Wake Forest (W), at Boise St. (L)
2015: vs. Colorado St. (W)
2016: vs. Arkansas St. (W), at BYU (L)
2017: vs. BYU (W), at Air Force (L)
2018: vs. Air Force (W), at Hawai'i (W)
2019: at Wake Forest (L), at LSU (L), at New Mexico (W)
2020: at Boise St. (L)
2021: vs. North Dakota (W), at San José St. (W), at San Diego St. (W), vs. Oregon St. (W)
2022: vs. UConn (W), at Colorado St. (W), at Hawai'i (W), at Boise St. (L)
2023: at Iowa (L), vs. James Madison (L)



◀ **NAVY BLUE HELMET / WHITE JERSEY / NAVY BLUE PANTS**

Games: 12
Wins: 5
Losses: 7

2012: at BYU (L)
2013: at San José St. (W), vs. No. Illinois (W)
2014: at Wyoming (W)
2015: at New Mexico (L)
2016: at Wyoming (L)
2017: at Wake Forest (L)
2018: at Michigan St. (L)
2021: at Air Force (W), at New Mexico (W)
2022: at Wyoming (L)
2023: at Air Force (L)



◀ **WHITE HELMET / WHITE JERSEY / BLUE PANTS**

Games: 12
Wins: 4
Losses: 8

2014: at Colorado St. (L)
2015: at San Diego St. (L)
2017: at Wisconsin (L)
2018: at Boise St. (L)
2019: at Fresno St. (W)
2020: at Nevada (L)
2021: at Washington St. (W); at New Mexico St. (W)
2022: at Alabama (L); at BYU (L)
2023: at UConn (W); at San José St. (L); W at San Diego St.



◀ **NAVY BLUE HELMET / NAVY BLUE JERSEY / WHITE PANTS**

Games: 11
Wins: 7
Losses: 4

2012: New Mexico St. (W)
2013: vs. Hawai'i (W)
2014: vs. UNLV (W)
2015: vs. Boise St. (W)
2016: vs. Fresno St. (L)
2017: vs. Boise St. (L)
2018: vs. New Mexico (W)
2019: at Air Force (L)
2020: vs. New Mexico (W)
2021: vs. Boise St. (L)
2023: vs. Fresno St. (L)



◀ **WHITE HELMET / NAVY BLUE JERSEY / WHITE PANTS**

Games: 10
Wins: 8
Losses: 2

2012: Texas St. (W)
2013: vs. Colorado St. (W)
2014: vs. New Mexico (W)
2015: vs. Nevada (W), vs. Akron (L)
2018: vs. UNLV (W)
2019: vs. Colorado St. (W)
2020: vs. San Diego St. (L)
2022: vs. New Mexico (W)
2023: vs. Idaho State (W)



◀ **WHITE HELMET / NAVY BLUE JERSEY / NAVY BLUE PANTS**

Games: 5
Wins: 2
Losses: 3

2017: vs. Wyoming (L)
2019: vs. Boise St. (L)
2020: vs. Hawai'i (W)
2022: vs. Weber State (L)
2023: vs. Nevada (W)



◀ **NAVY BLUE HELMET / WHITE JERSEY / WHITE PANTS**

Games: 4
Wins: 3
Losses: 1

2012: at UTSA (W)
2014: at Tennessee (L)
2018: at BYU (W), vs. North Texas (W)



◀ **BLACK HELMET / BLACK JERSEY / BLACK PANTS**

Games: 3
Wins: 0
Losses: 3

2019: vs. BYU (L)
2021: vs. BYU (L), vs. Wyoming (L)



◀ **BLACK HELMET / WHITE JERSEY / BLACK PANTS**

Games: 1
Wins: 1
Losses: 0

2021: at UNLV (W)



/// NEW FACILITIES AT UTAH STATE ///

• Over the last 15 years, Utah State Athletics has focused on improving its infrastructure and now has some of the best facilities not only in the Mountain West, but in the Western United States, with the additions of the Jim & Carol Laub Athletics-Academics Complex, the ICON Sports Performance Center, the Wayne Estes Center and the West Stadium Center at Maverik Stadium.




WEST STADIUM CENTER AT MAVERIK STADIUM

Completed in August of 2016, the \$36 million, 85,000 square-foot West Stadium Center is a new four-story premium seating and press box structure inside Maverik Stadium. The structure includes a state-of-the-art media and game operations area, 20 luxury suites, 20 loge boxes, over 700 covered club seats and a premium club area that will also be used to host a student-athlete training table. Renovations to Maverik Stadium in 2016 also included new video boards on both the north and south ends of the stadium, and a new public address system.



WAYNE ESTES CENTER

Completed in May of 2014, the \$9.7 million, 32,000 square-foot Wayne Estes Center is a basketball practice facility and volleyball competition venue that contains two regulation-size basketball courts and a regulation-size volleyball competition court with chair-back seating for 1,400 fans, along with a training room and in-season strength and conditioning area. Office space for both men’s and women’s basketball and volleyball is also included in the facility, as well as a locker room and film room for volleyball. Ticketing and concession services are also available on Game Days. Located inside the foyer of the Wayne Estes Center is a visual tribute of the building’s namesake.



ICON SPORTS PERFORMANCE CENTER

Completed in June of 2013, Utah State’s \$6.5 million, 26,329 square-foot ICON Sports Performance Center features areas for weight training, cardiovascular workouts and speed and agility training, as well as offices for staff. Built on existing university property at the northwest corner of Maverik Stadium, the state-of-the-art multi-level facility alleviated overcrowding in the previous 5,800 square-foot strength and conditioning center and accommodates over 400 student-athletes from 16 sports programs.



JIM & CAROL LAUB ATHLETICS-ACADEMICS COMPLEX

Completed in September of 2008, Utah State’s \$12 million, three-story, 69,000 square-foot, Jim and Carol Laub Athletics-Academics Complex is a state-of-the-art multi-purpose facility that meets all of the athletic and academic needs of Utah State’s 16 sports and 400-plus student-athletes. Within the facility, is the 11,000 square-foot Dale Mildenberger Sports Medicine Complex and Dr. John Worley Sports Medicine Research Center, the Steve Mothersell Athletics Hall of Honor and the 7,000 square-foot J. Ken “Kenny” Seamons Equipment Room. Also located on the first floor are locker rooms for football. The second floor houses coaches’ offices and meeting rooms for football, including a 120-seat auditorium, and the student-athlete academics center is located on the third floor, which includes numerous study hall and tutor areas, a computer lab and the Dr. Randall and Julianne Stockham Student-Athlete Academics Hall of Honor.