



# NEW MEXICO LOBOS

## 2023-24 MEN'S BASKETBALL



X @UNMLoboMBB | #GoLobos | GoLobos.com

### SCHEDULE/RESULTS

#### OCTOBER

26 CSU PUEBLO (ex) W, 83-65

#### NOVEMBER

1 NM HIGHLANDS (ex) W, 86-73  
6 TEXAS SOUTHERN W, 92-55  
9 at #23 Saint Mary's L, 58-72  
16 UT ARLINGTON W, 82-80  
21 vs. Toledo ^ W, 92-84  
22 vs. Rice ^ W, 90-56  
24 vs. Pepperdine ^ W, 90-71  
29 LOUISIANA TECH W, 74-65

#### DECEMBER

2 NEW MEXICO STATE W, 106-62  
6 UC SANTA BARBARA W, 84-61  
9 vs. Santa Clara & W, 93-76  
15 at New Mexico State W, 73-72  
20 UC IRVINE MWN 7:00  
29 EASTERN NEW MEXICO MWN 7:00

#### JANUARY

2 at Colorado State \* FS1 8:30  
6 WYOMING \* CBSSN 8:00  
9 at UNLV \* FS1 8:30  
13 SAN DIEGO STATE \* CBS 11a/12p  
16 UTAH STATE \* FS1 8:30  
20 at Air Force \* CBSSN 2:00  
24 at San Jose State \* CBSSN 9:00  
28 NEVADA \* FS1 8:00  
31 BOISE STATE \* FS1 8:30

#### FEBRUARY

6 at Wyoming \* MWN 6:30  
10 UNLV \* CBSSN 6:00  
13 at Nevada \* CBSSN 9:00  
16 at San Diego State \* FS1 8:00  
21 COLORADO STATE \* CBSSN 8:00  
24 AIR FORCE \* CBSSN 2:00

#### MARCH

2 at Boise State \* CBSSN 6:00  
6 FRESNO STATE \* FS1 8:30  
9 at Utah State \* CBSSN 6:30  
13-16 at Mountain West Tournament %

All Times MT and subject to change  
\* Mountain West Game  
^ Ball Dawgs Classic (Henderson, Nev.)  
& Jack Jones Classic (Henderson, Nev.)  
% Las Vegas, Nev.

### COMMUNICATIONS

#### Steve Kirkland - Men's Basketball Contact

(434) 825-5241 cell  
kirkland@unm.edu email  
X @skirkland14

### GAME #12 | DECEMBER 20 | THE PIT | ALBUQUERQUE, NM

NEW MEXICO LOBOS VS. UC IRVINE ANTEATERS  
10-1 (0-0 MW) 7-4 (0-0 BIG WEST)

Head Coach: Richard Pitino (Providence '05)  
Overall Record: 204-169 (12th)  
UNM Record: 45-32 (3rd)  
vs. UCI: 0-0



Head Coach: Russell Turner (Hamden-Sydney '92)  
Overall Record: 272-174 (14th)  
UCI Record: 272-174 (14th)  
vs. UNM: 0-0

NET: 28 KenPom: 36

NET: 55 KenPom: 62



Play-by-Play: Robert Portnoy  
Analyst: Hunter Greene

#### THE OPENING TIP

- ▶ The Lobos host UC Irvine in a battle of two top-60 NET teams
- ▶ Both teams went 3-0 last month at the Ball Dawgs Classic in Las Vegas, but did not play due to the predetermined matchups in the event
- ▶ New Mexico has won 17 straight regular-season home non-conference games, dating back to 2021-22 (SMU)
- ▶ Over the first 440 minutes of the season, UNM has played just 15:04 with both All-Mountain West guards Jamal Mashburn, Jr. and Jaelen House on the court
- ▶ The Lobos' nine game win streak is tied for the seventh-longest active streak in the nation

#### SERIES HISTORY

Overall: 0-0  
Home: 0-0  
Streak: --

#### SERIES GAMES

### POSSIBLE STARTERS



**0 JEMARL BAKER, JR.**  
G | 6-5 / 200 | Grad. | Menifee, Calif.

7.5 ppg | 2.1 rpg | 1.9 apg | 22.3 mpg | 44% 3FG

- ▶ 7th season of college basketball (2nd oldest active player in Division I)
- ▶ 18 points (6-9 3FG) vs. La Tech
- ▶ 19-36 3FG last seven games



**2 DONOVAN DENT**  
G | 6-2 / 175 | So. | Riverside, Calif.

17.3 ppg | 2.9 rpg | 6.6 apg | 30.9 mpg | 1.9 spg

- ▶ Game-winning layup at NMSU
- ▶ 2 double-doubles (Rice/NMSU)
- ▶ Only Division I player this season with multiple 10+ assist/0 turnover games



**10 JAELEN HOUSE**  
G | 6-0 / 175 | Grad. | Phoenix, Ariz.

13.3 ppg | 2.8 rpg | 3.7 apg | 25.8 mpg | 3.3 spg

- ▶ Preseason All-Mountain West
- ▶ 8th in UNM history w/174 career steals
- ▶ Season-high 28 points (26 in 1st half) vs. New Mexico State



**15 JT TOPPIN**  
F | 6-9 / 220 | Fr. | Dallas, Texas

13.2 ppg | 7.4 rpg | 1.6 bpg | 23.4 mpg | 71 FG%

- ▶ First Lobo freshman ever to have consecutive double-doubles (UTA, Toledo)
- ▶ Three-time MW Freshman of the Week
- ▶ Leads MW in FG% at 70.5%



**23 NELLY JUNIOR JOSEPH**  
C | 6-10 / 240 | Sr.\* | Benin City, Nigeria

8.5 ppg | 7.4 rpg | 1.0 bpg | 24.3 mpg | 51% FG

- ▶ 11 pts & 13 rebs for 1st double-double as a Lobo at Saint Mary's
- ▶ Two-time 1st Team All-MAAC at Iona
- ▶ 36 career doubles

### KEY RESERVES

No.	Pos.	Name	Yr.	Ht. / Wt.	PPG	RPG	Of Note
5	G	Jamal Mashburn, Jr.	Sr.*	6-2 / 195	18.2	2.0	Preseason All-Mountain West
3	G	Tru Washington	Fr.	6-4 / 200	11.0	4.6	Six-straight double figure gms (11/22-12/9)
12	F	Isaac Mushila	Grad.	6-5 / 210	3.3	4.3	1st Team All-Southland at TAMU-CC
11	G	Quinton Webb	R-Fr.	6-6 / 205	3.1	2.0	Career-high 7 points vs. Rice & NMSU
1	G	Braden Appelhans	R-Fr.	6-7 / 195	3.0	0.6	More pts in opener (11) than all last yr (10)
22	F	Mustapha Amzil	Sr.*	6-9 / 225	2.8	1.8	100 career 3-pointers
21	C	Sebastian Forsling Jr.	Jr.	7-0 / 240	1.4	0.9	Career-high eight pts vs. Texas Southern

\* has a super senior year available due to COVID

## RICHARD PITINO



### 3rd Season at New Mexico

#### COACHING RECORD

Year	School	Overall	Conf.
2013	FIU	18-14	11-9
2014	Minnesota	25-13	8-10
2015	Minnesota	18-15	6-12
2016	Minnesota	8-23	2-16
2017	Minnesota	24-10	11-7
2018	Minnesota	15-17	4-14
2019	Minnesota	22-14	9-11
2020	Minnesota	15-16	8-12
2021	Minnesota	14-15	6-14
2022	New Mexico	13-19	5-12
2023	New Mexico	22-12	8-10
2024	New Mexico	10-1	0-0
<b>TOTALS</b>		<b>204-169</b>	<b>78-127</b>

#### NOTABLE

- Took UNM to the NIT in his second season, the Lobos' first postseason appearance in nine years
- Led Minnesota to the 2014 NIT Championship
- Led Minnesota to two NCAA Tournament appearances
- 2017 Big Ten Coach of the Year
- 2017 NABC District 7 Coach of the Year
- 18 wins over ranked teams in eight seasons at Minnesota
- Led FIU to 10-win improvement and first winning seasons in 12 years in 2012-13 in first season as a head coach
- Five NCAA appearances in seven years as an assistant coach
- While on his father's staff at Louisville, the Cardinals reached the 2012 Final Four, the Elite Eight in 2008 and 2009 and won two Big East Championships
- While on Billy Donovan's staff at Florida, the Gators reached the Elite Eight in 2011 and won one SEC Regular Season Title

#### PITINO vs. 2023-24 OPPONENTS

Air Force	3-1	(3-1 UNM)
Boise State	1-2	(1-2 UNM)
Colorado St	1-3	(1-3 UNM)
Eastern NM	first meeting	
Fresno St	1-3	(1-3 UNM)
Louisiana Tech	1-0	(1-0 UNM)
Nevada	0-4	(0-4 UNM)
New Mexico State	3-1	(3-1 UNM)
Pepperdine	1-0	(1-0 UNM)
Rice	1-0	(1-0 UNM)
Saint Mary's	2-1	(1-0 Minnesota/1-1 UNM)
San Diego St	1-2	(1-2 UNM)
San Jose St	3-1	(3-1 UNM)
Santa Clara	2-0	(1-0 Minnesota/1-0 UNM)
Texas Southern	2-0	(1-0 FIU/1-0 UNM)
Toledo	1-0	(1-0 UNM)
<b>UC Irvine</b>	<b>first meeting</b>	
UC Santa Barbara	1-0	(1-0 UNM)
UNLV	1-2	(1-2 UNM)
UT Arlington	2-0	(1-0 UNM/1-0 Minnesota)
Utah State	0-4	(0-4 UNM)
Wyoming	3-2	(3-2 UNM)

#### NON-CONFERENCE SUCCESS

- New Mexico has posted a 23-1 record in regular season non-conference games over the past two seasons (13-0 last year, 10-1 this year)
- The Lobos' .958 win percentage in those games is T-2nd best record nationally (behind Purdue and tied with Houston)
- UNM has posted a 10-win non-conference season in consecutive seasons for the first time since a four-year stretch from 2010-13
- This season, the Lobos have five non-conference wins away from home for the first time since 2012-13 (six non-conference wins away from home)

BEST REGULAR SEASON NON-CONF. RECORD LAST 2 YRS	
1.000	Purdue (20-0)
<b>.958</b>	<b>New Mexico (23-1)</b>
.958	Houston (23-1)
.955	UCConn (21-1)
.950	Arizona (19-1)

#### 15 MINUTES (AND 4 SECONDS) OF FAME

- New Mexico's two preseason All-Mountain West guards Jaelen House and Jamal Mashburn, Jr. have missed a combined 11 games due to injury this season (House-5, Mashburn-6)
- The duo has only been on the floor together for a total of 15:04 this season (all in the season-opener vs. Texas Southern)
- The win over Pepperdine on Nov. 24 marked the first game of the Pitino era without either House or Mashburn on the floor

#### GETTING DEFENSIVE

- New Mexico enters the game ranked in the top 40 of KenPom defensively efficiency at 96.5, its best rating since 2012-13 when it finished the year at 90.9
- UNM ranks 17th nationally in steals per game at 9.8 and 16th nationally in turnovers forced per game at 16.6
- The Lobos have recorded at least 10 steals in four straight games, the longest streak on consecutive double-digit steal games since the first four games of the 1981-82 season
- New Mexico has forced at least 20 turnovers in each of the last two games, the first consecutive games of 20-plus opponent turnovers since the first two games of the 2017-18 season (Northern NM, Omaha)

THE HOUSE EFFECT		
	Stls/Gm	Opp TOs/G
with House	12.0	17.7
w/o House	7.2	15.2

#### LIFE IN THE FAST LANE

- New Mexico enters the game ranked 10th nationally in KenPom adjusted tempo, at 74.6 possessions per game
- It is the highest pace UNM has ever had since KenPom started tracking the stat in 1996-97
- The Lobos finished 17th in pace last season (71.6) and 22nd in 2021-22 (70.9)

#### WE'RE GOING STREAKING!!

- New Mexico enters the game on a nine-game win streak, tied for the seventh longest active win streak in the nation
- The Lobos have won 17 straight regular season home games at The Pit, dating back to 2021-22 (SMU)

#### SERIES HISTORY

- First all-time meeting
- UC Irvine is the second of two first-time opponents for New Mexico this season (Toledo)

#### AGAINST THE BIG WEST

- Tonight's game is the Lobos' second of two games this season against Big West opponents (UCSB)
- UNM has won 10 straight against Big West teams since a home loss to New Mexico St. in 1999-00

#### LAST TIME OUT

- New Mexico completed a season sweep of the Rio Grande Rivalry, winning 73-72 at New Mexico State
- The Lobos rallied from down four with 1:00 to go before a Jaelen House three and a Donovan Dent layup
- It was UNM's first win when trailing by at least four in the final minute since the 2012 Paradise Jam semifinal 70-69 win over George Mason after trailing by five in the final 20 seconds

## MEDIA SCHEDULE

DEC. 20 Wednesday	DEC. 21 Thursday	DEC. 22 Friday	DEC. 23 Saturday	DEC. 24 Sunday	DEC. 25 Monday	DEC. 26 Tuesday
GAMEDAY vs. UC Irvine 7:00 pm					MERRY CHRISTMAS	

## RANKINGS

### ASSOCIATED PRESS (12/18)

1	Purdue (48)	10-1	1534
2	Kansas (6)	10-1	1457
3	Houston (8)	11-0	1394
4	Arizona	8-1	1372
5	UConn	10-1	1367
6	Marquette	9-2	1235
7	Oklahoma	10-0	1062
8	Tennessee	8-3	983
9	Kentucky	8-2	981
10	Baylor	9-1	896
11	North Carolina	7-3	773
12	Creighton	9-2	734
13	Illinois	8-2	727
14	Florida Atlantic	9-2	716
15	Gonzaga	8-3	642
16	<b>Colorado State</b>	<b>10-1</b>	<b>588</b>
17	BYU	10-1	569
18	Clemson	9-1	501
19	Texas	8-2	449
20	James Madison	10-0	442
21	Duke	7-3	311
22	Virginia	9-1	287
23	Memphis	8-2	274
24	Wisconsin	8-3	269
25	Ole Miss	10-0	180

Others receiving votes: Miami 97, Auburn 87, Colorado 84, Utah 37, Iowa State 24, Ohio State 12, TCU 10, Michigan State 10, Texas A&M 9, **San Diego State 8**, Providence 5, Northwestern 5, Nevada 3, Dayton 3, Alabama 3, Saint Joseph's 2, Grand Canyon 2, Washington 2, **NEW MEXICO 2**, South Carolina 1, Mississippi State 1

### COACHES (12/18)

1	Purdue (20)	10-1	785
2	Kansas (3)	10-1	750
3	Houston (9)	11-0	732
4	Arizona	8-1	707
5	UConn	10-1	704
6	Marquette	9-2	628
7	Tennessee	8-3	541
8	Oklahoma	10-0	533
9	Kentucky	8-2	485
10	Baylor	9-1	431
11	Illinois	8-2	422
12	Florida Atlantic	9-2	403
13	North Carolina	7-3	371
14	Creighton	9-2	354
15	BYU	10-1	332
16	Gonzaga	8-3	307
17	<b>Colorado State</b>	<b>10-1</b>	<b>264</b>
18	Clemson	9-1	254
19	Duke	7-3	211
20	Virginia	9-1	184
21	James Madison	10-0	165
22	Texas	8-2	156
23	Memphis	8-2	146
24	Wisconsin	8-3	141
25	Ole Miss	10-0	132

Others receiving votes: Auburn 60, Miami 41, Colorado 36, TCU 26, Michigan State 18, Ohio State 17, Grand Canyon 13, Iowa State 12, Utah 7, Texas A&M 7, South Carolina 5, **NEW MEXICO 4**, Nebraska 4, Nevada 3, Princeton 3, Alabama 2, San Diego State 2, Dayton 1, Indiana State 1

### 2023-24 Opponents in Bold

## THE KIDS ARE ALRIGHT

- New Mexico is one of four teams in the nation with multiple true freshmen averaging double figure scoring (Kentucky-3, Baylor, New Mexico, VMI) as JT Toppin is at 13.3 ppg and Tru Washington is at 11.0 ppg
- Only six UNM true freshmen have ever finished a season averaging double figure scoring, the last coming in 2010-11 (Kendall Williams)
- Toppin became the first ever Lobo freshman to post consecutive double-doubles with his performances against UT Arlington and Toledo in November
- Toppin (three) and Washington (one) have combined to win four Mountain West Freshman of the Week honors this season

## DENT DISHING IT OUT

- Donovan Dent is the only player in the nation with multiple games this season with 10 or more assists and no turnovers
- His two games of 10 assists/0 turnovers are tied for the most in a career by a Lobo (Marlon Parmer & Darrell McGee), but accomplished the feat in fewer career games
- He had a career-high 11 assists (and no turnovers) against Rice in the Ball Dawgs Classic on Nov. 22, the second-most assists in a zero turnover game in UNM history (T-most against a Division I opponent)
- He had 10 assists (and no turnovers) in the win over New Mexico State at The Pit on Dec. 2

## YOU AREN'T ROBBING THE HOUSE, THE HOUSE IS ROBBING YOU

- Jaelen House has 20 steals in his six games this season, including his 18th game at UNM with at least four steals with six vs. Santa Clara
- His 106 steals over the past two seasons ranks sixth nationally
- He enters tonight's game 8th on UNM's career steals list with 174

## TOPPIN HISTORIC DOUBLE-DOUBLES

- JT Toppin became the first Lobo freshman to post consecutive double-doubles with his performances against UT Arlington (15p/10r) and Toledo (27p/11r)
- He became the first Lobo true freshman to post a double-double since Hugh Greenwood had 10 points and 10 rebounds in a win at Boise State in 2011-12
- He is just the fifth Lobo freshman to have multiple double-doubles in a season, joining Kenny Thomas (7 in 1995-96), Mark Walters (2 in 2002-03), John Robinson II (2 in 1998-99, both points/assists) and Alan Dolensky (2 in 1980-81)

## TRU FRESHMAN

- Tru Washington scored in double figures in six straight games from Nov. 22 to Dec. 9, the fifth-longest streak by a UNM freshman
- His 21 point performance in the first New Mexico State game was not only a career high, but marked the first 20-point game off the bench by a Lobo since KJ Jenkins scored 26 off the bench at UNLV in 2021-22

## NATIONAL LEADERS

- JT Toppin ranks second nationally in field goal percentage at 70.5% and is the only freshman in the nation ranking in the top 75
- Donovan Dent ranks 11th nationally in assists per game at 6.6
- As a team, the Lobos rank in the top 30 nationally in several categories: turnover margin (14th - +5.4), turnovers forced per game (16th - 16.6), steals per game (17th - 9.8), scoring margin (21st - +16.4), scoring offense (25th - 84.9 ppg) and fast break points (30th - 15.9 ppg)

## QUICK FACTS

### THE UNIVERSITY OF NEW MEXICO

Location	Albuquerque, N.M.
Founded	1889 by Territorial Legislature
Enrollment	21,982
Nickname	Lobos
Colors	Cherry (PMS 200) & Silver (PMS 428)
Conference	Mountain West
National Affiliation	NCAA Division I

President	Dr. Garnett S. Stokes
Director of Athletics	Eddie Nuñez
Deputy A.D.	Dave Williams
Facility	The Pit
Capacity	15,411
Age	Built in 1966 (Renovated in 2009-10)

### UNM TRUE FRESHMEN TO AVERAGE DOUBLE FIGURES

Kenny Thomas (1995-96)	14.7
<b>JT Toppin (2023-24)</b>	<b>13.3</b>
Kendall Williams (2010-11)	11.6
<b>Tru Washington (2023-24)</b>	<b>11.0</b>
Michael Johnson (1979-80)	10.6
Clayton Shields (1994-95)	10.5
John Robinson II (1998-99)	10.2
Charles Smith (1993-94)	10.1

### UNM CAREER GAMES WITH 10 ASSISTS/0 TURNOVERS

2	<b>Donovan Dent</b> (2023-pres./45 games)
2	Marlon Parmer (2000-02/82 games)
2	Darrell McGee (1987-90/137 games)
1	Six tied

### MOST STEALS SINCE 2022-23

132	Arturo Dean (FIU)
123	Kellen Tynes (Maine)
112	Tamin Lipsey (Iowa State)
112	Javon Bennett (Merrimack/Dayton)
109	Sam Vinson (Northern Kentucky)
106	<b>Jaelen House</b> (New Mexico)

### MOST UNM FRESHMAN DOUBLE-DOUBLES

7	Kenny Thomas (1995-96)
3	<b>JT Toppin</b> (2023-24)
2	Mark Walters (2002-03)
2	John Robinson II (1998-99)
2	Alan Dolensky (1980-81)

### UNM FRESHMEN CONSECUTIVE DOUBLE FIGURE GAMES

15	Kenny Thomas (11/24/95-1/15/96)
11	Clayton Shields (11/17/94-1/2/95)
10	Kenny Thomas (2/10/96-3/9/96)
7	John Robinson II (11/24/98-1/7/99)
6	<b>Tru Washington</b> (11/22/23-12/9/23)



## DOUBLE TIME

### DOUBLE-DOUBLES

	2023-24	CAREER	STREAK
JT Toppin	3	3	1
Nelly Junior Joseph	2	36	-
Donovan Dent	2	2	-
Tru Washington	1	1	-
Isaac Mushila	-	27	-
Jaelen House	-	2	-
Mustapha Amzil	-	2	-

### DOUBLE FIGURE POINTS

	2023-24	CAREER	STREAK
Donovan Dent	10	16	4
JT Toppin	8	8	3
Tru Washington	6	6	-
Nelly Junior Joseph	5	73%	1
Jamal Mashburn, Jr.	4	81%	3
Jaelen House	3	62%	2
Jemarl Baker, Jr.	3	31%	-
Isaac Mushila	1	28%	-
Braden Appelhaus	1	1	-
Mustapha Amzil	-	36%	-

### DOUBLE FIGURE REBOUNDS

	2023-24	CAREER	STREAK
Nelly Junior Joseph	3	40	-
JT Toppin	3	3	1
Tru Washington	1	1	-
Isaac Mushila	-	31	-
Mustapha Amzil	-	3	-
Sebastian Forsling	-	1	-

## BIG TIME GAMES

### 20-POINT GAMES

	2023-24	CAREER	STREAK
Donovan Dent	4	4	2
Jamal Mashburn, Jr.	2	33	-
Jaelen House	1	21%	-
JT Toppin	1	1	-
Tru Washington	1	1	-
Isaac Mushila	-	16	-
Nelly Junior Joseph	-	8	-
Jemarl Baker, Jr.	-	7	-
Mustapha Amzil	-	2	-

### 30-POINT GAMES (40 Point Games)

	2023-24	CAREER	STREAK
Jaelen House	-	4 (1)	-
Jamal Mashburn, Jr.	-	2	-
Jemarl Baker, Jr.	-	2 (1)	-

### 10-ASSIST GAMES

	2023-24	CAREER	STREAK
Donovan Dent	2	2	-
Jaelen House	-	2	-

% Career totals include games at previous schools (NCAA Division I)

## COUNT IT, AND ONE!

### AND ONES...

	2023-24	CAREER <sup>A</sup>
JT Toppin	5	5
Tru Washington	3	3
Jemarl Baker, Jr.	3 (1)	3 (1)
Jaelen House	1	25
Jamal Mashburn, Jr.	1	24
Donovan Dent	1	5
Nelly Junior Joseph	1	1
Mustapha Amzil	1	1
Sebastian Forsling	-	1

<sup>A</sup> made FG while fouled, followed by a made FT | <sup>^</sup> UNM career only | (#) - 4pt plays

## EXPERIENCED BAKER

- At age 25, Jemarl Baker, Jr. is the second-oldest player in Division I basketball this season (trails only BYU's Spencer Johnson)
- Now in his seventh season of collegiate basketball (first year with the Lobos after two years each at Kentucky, Arizona and Fresno State), the Pan American Center was the 48th different arena that Baker has played a game in during his career
- Baker will have a chance to play 50 career arenas before the Lobos' regular season is complete (adding the the Provident Credit Union Events Center at San Jose State and Viejas Arena at San Diego State)

## CAPTAINS NAMED

- Jamal Mashburn, Jr., Jaelen House and Jemarl Baker, Jr. were selected as the captains for the 2023-24 Lobos
- Mashburn is serving as captain for the third consecutive year, while House and Baker are captains for the first time in their career

## HISTORIC SEASON-OPENING WIN

- New Mexico's 92-55 season-opening win over reigning SWAC Champion Texas Southern made history
- It was the third-largest margin of victory over the past decade for a season-opening win against a team coming off a NCAA Tournament appearance (trailing only a 42-point win by Baylor in 2015-16 over Stephen F. Austin and a 40-point win by Villanova over Mount St. Mary's in 2021-22)
- It was UNM's largest margin of victory in a season opener against a Division I opponent since a 92-40 win over New Orleans in the 2011-12 opener
- The 37-point win was the Lobos' largest against a Division I opponent in any game since an 83-43 win over Arkansas-Pine Bluff in December of 2016

## LOBOS PICKED THIRD IN MOUNTAIN WEST

- New Mexico was picked third in the preseason Mountain West poll
- It was the Lobos' highest projected finish since 2019-20 (when they were also selected third)
- San Diego State was picked to win the league, followed by Boise State, New Mexico, Nevada, Colorado State, UNLV, San Jose State, Fresno State, Utah State, Wyoming and Air Force

## PRESEASON ACCOLADES

- New Mexico had two players selected to the preseason All-Mountain West team as Jamal Mashburn, Jr. and Jaelen House were honored
- UNM was the only team to have two selections on the five-player team
- It was the first time two Lobos were selected preseason All-Mountain West since 2016-17, when Elijah Brown and Tim Williams were both honored
- Last season, Mashburn was a first-team All-Mountain West selection by the coaches and House was a first-team All-Mountain West selection by the media

## ON THE AIR

- New Mexico will play at least 18 games this season on national television
- 17 of UNM's 18 Mountain West games are televised, meaning 35 of the last 36 conference games have been on TV (2nd most in the conference)
- The Jan. 13 game against San Diego State is on CBS, marking the first regular-season network television broadcast of Lobo basketball since hosting UNLV on CBS in 2011-12

## LOBOS SIGN TWO

- New Mexico signed two players during the November signing period for the class of 2024
- Kayde Dotson, a guard from Beaumont, Texas, and Jovan Milicevic, a forward from Toronto, Ont. (playing high school basketball in Arizona), are both ranked among the top 250 players in the class

## UP NEXT

- New Mexico will conclude the non-conference schedule on Dec. 29 by hosting Division II Eastern New Mexico
- Game-time is 7 p.m. and the game will air on Mountain West Network and the Lobo Radio Network

## OLDEST PLAYERS IN DIVISION I

Spencer Johnson (BYU)	Sept. 3, 1997
<b>Jemarl Baker Jr. (UNM)</b>	June 12, 1998
Jalen Jordan (MTSU)	June 19, 1998
Trevin Knell (BYU)	Sept. 26, 1998
Michael Hueitt, Jr. (Pitt)	Oct. 2, 1998

## BIGGEST SEASON-OPENING WIN vs. NCAA TEAM (since 2014-15)

Baylor 97, SFA 55 <sup>(15-16)</sup>
Nova 91, Mt. St. Mary's 51 <sup>(21-22)</sup>
<b>UNM 92, TX Southern 55 <sup>(23-24)</sup></b>
Texas 85, North Dakota St 50 <sup>(14-15)</sup>
SFA 96, NC Central 64 <sup>(19-20)</sup>
S.Carolina 81, Holy Cross 49 <sup>(16-17)</sup>



# 2023-24 LOBO BASKETBALL

## 2023-24 ROSTER

NO.	PLAYER	PRONUNCIATION	POS.	YR.	HT.	HOMETOWN	SOCIAL	
0	JEMARL BAKER, JR.	jamal	G	Grad,	6-5	Menifee, CA	X @jearlbakerjr	📷 jearlbakerjr
1	BRADEN APPELHANS	apple-hans	G	R-Fr.	6-7	Blue Springs, MO	X @AppelhansBraden	📷 bradenappelhans1
2	DONOVAN DENT		G	So.	6-2	Riverside, CA	X @Donovandent1	📷 donovandent2
3	TRU WASHINGTON		G	Fr.	6-4	Phoenix, AZ	X @washington_tru	📷 truwashington
5	JAMAL MASHBURN, JR.		G	Sr.*	6-2	Miami, FL	X @its_jaymashjr	📷 jamashburn1
10	JAELEN HOUSE		G	Grad.	6-0	Phoenix, AZ	X @jaelenhouse10	📷 jaelenhouse
11	QUINTON WEBB		G	R-Fr.	6-6	San Bernardino, CA	X @quintonwebb5	📷 quintonwebb11
12	ISAAC MUSHILA	moo-SHE-la	F	Grad.	6-5	Lubumbashi, DR Congo	X @ike_mushila	📷 ike_m12
15	JT TOPPIN		F	Fr.	6-9	Dallas, Texas	X @JToppin5	📷 j1izzle
20	DERAJE AGBAOSI	derr-ah-ZHAY ag-BOW-see	F	Jr.	6-7	Union, NJ		📷 _deraje
21	SEBASTIAN FORSLING		C	Jr.	7-0	Floda, Sweden	X @SebastianForsl5	📷 forsling_sebastian
22	MUSTAPHA AMZIL	AHM-seel	F	Sr.*	6-9	Helsinki, Finland	X @CantStaphMe	📷 mustaphaamzil
23	NELLY JUNIOR JOSEPH		F	Sr.*	6-10	Benin City, Nigeria	X @eazynelz	📷 eazynelz
24	SHANE DOUMA-SANCHEZ	DUE-ma	G	Fr.	6-1	Laguna Pueblo, NM	X @ds32_shaneshane	📷 saucy_shaneshane

\* has a super senior year available due to COVID

Head Coach	Richard Pitino	3rd Season / Providence, 2005
Assistant Coach	Isaac Chew	3rd Season / Avila, 1999
Assistant Coach	Tarvish Felton	2nd Season / Southern Utah, 1999
Assistant Coach	Aaron Katsuma	1st Season / Minnesota, 2014
Special Assistant to the Head Coach	Dave Pilipovich	3rd Season / Thiel, 1986
Strength & Conditioning Coach	Matthew Flores	3rd Season / Arizona State, 2012
Video Coordinator	Danny Walters	2nd Season / Texas A&M, 2020
Administrative Assistant	Peyton Stephens	3rd Season / Texas A&M, 2019
Sports Medicine	Ben Felz	2nd Season / Eastern Kentucky, 2009
Communications	Steve Kirkland	3rd Season / Penn State, 2001

## THE LAST TIME

### A NEW MEXICO PLAYER...

- **Scored 30 points:** Jamal Mashburn, Jr. (31) at San Jose State (2/17/23)
- **Scored 35 points:** Jaelen House (42) at Air Force (2/5/22)
- **Scored 40 points:** Jaelen House (42) at Air Force (2/5/22)
- **Two players with 20 points:** Jaelen House (28) and Tru Washington (21), vs. New Mexico State (12/2/23)
- **Two players with 25 points:** Jamal Mashburn, Jr. (27) and JT Toppin (27), vs. Toledo (11/21/23)
- **Three players with 20 points:** Corey Manigault (28), Zane Martin (23) & Vance Jackson (20) vs. Wyoming (2/8/20)
- **20-point game off the bench:** Tru Washington (21) vs. New Mexico State (12/2/23)
- **20-points in one half:** Jaelen House (26<sup>1</sup>) vs. New Mexico State (12/2/23)
- **A player with back-to-back 30-point games:** Ruben Douglas (2/24/03-3/1/03)
- **One player scored in double figures:** at Air Force (2/24/21)
- **No players scored in double figures:** at Boise State (12/23/20)
- **Five players scored in double figures:** vs. Santa Clara (12/9/23)
- **All five starters scored in double figures:** vs. Pepperdine (11/24/23)
- **Six players scored in double figures:** Wyoming (1/19/19)
- **Had 15 rebounds:** Morris Udeze (19) vs. Utah Valley (3/15/23) *NIT*
- **Had 20 rebounds:** Carlton Bragg (20) at Wyoming (3/9/19)
- **Two players with 10 rebounds:** JT Toppin (11) & Nelly Junior Joseph (10) vs. Toledo (11/21/23)
- **Double-Double:** JT Toppin at New Mexico State (12/15/23)
- **Two players had a double-double:** Morris Udeze & Jaelen House at Nevada (1/23/23)
- **Three players had a double-double:** Corey Manigault, Zane Martin & Vance Jackson (20) vs. Wyoming (2/8/20)
- **Double-Double with points and assists:** Donovan Dent vs. New Mexico State (12/2/23)
- **Four Double-Doubles in a row:** Morris Udeze (1/7/23-1/17/23)
- **Triple-Double:** Luc Longley vs. Penn State (3/28/90) *NIT*
- **20 points and 20 rebounds:** Carlton Bragg (22/20) at Wyoming (3/9/19)
- **10 assists:** Donovan Dent (10) vs. Donovan Dent (12/2/23)
- **5 Blocked Shots:** Joe Furstinger (5) vs. Boise State (2/18/17)
- **5 Steals:** Nelly Junior Joseph (5) at New Mexico State (12/15/23)
- **Led UNM in Points, Rebounds and Assists:** Makuach Malauch at Fresno State (1/30/21)
- **Hit a last second shot to win a game (1.0 or later):** Donovan Dent vs. UT Arlington (11/16/23), layup with 0.5 left to win 82-80
- **Played the entire game:** Jaelen House at Air Force (2/5/22)
- **Played 40 or more minutes:** Four players at Nevada (2ot) (1/23/23)

### NEW MEXICO TEAM...

- **Won in Overtime:** 81-79 vs. Boise State (1/20/23)
- **Lost in Overtime:** 94-97 at Nevada (2ot) (1/23/23)
- **Played Two Overtimes:** L, 94-97 (2ot) at Nevada (1/23/23)
- **Played Three Overtimes:** W, 104-99 (3ot) vs. Fresno State (3/8/96) *WACT*
- **Shot 70 percent for a Half:** 73.3 (22-30)<sup>2</sup>, vs. Houston Baptist (12/22/19)
- **Shot 60 percent in a Game:** 60.4 (32-53) vs. New Mexico State (12/2/23)
- **Shot less than 30 percent in a Game:** 26.8 (15-56) vs. Utah State (1/6/21)
- **Shot 90 percent from the free throw line:** 95.0 (19-20) vs. N. Colorado (11/27/22)
- **Shot 50 percent from 3-point line:** 56.0 (14-25) vs. New Mexico State (12/2/23)
- **Shot less than 30 percent in a half:** 27.6 (8-29)<sup>1</sup>, vs. Air Force (2/26/22)
- **Shot less than 20 percent in a half:** 19.2 (5-26)<sup>1</sup>, vs. Utah State (1/6/21)
- **Shot 55 percent or better and lost:** 59.6 (31-52) vs. New Mexico State (11/17/18)
- **Attempted 50 FTs:** 52 at UTEP (1/2/08)
- **Made 30 FTs:** 36 vs. UTSA (12/10/22)
- **Made 10 3-pt FGs:** 14, vs. New Mexico State (12/2/23)
- **Failed to make a 3-pt FG:** vs. Washington State (12/25/15)
- **Had 50 rebounds:** 53, vs. Texas Southern (11/6/23)
- **Had 25 assists:** 26, vs. San Jose State (1/23/21)
- **Had 15 steals:** 18, vs. Santa Clara (12/9/23)
- **Had 10 blocks:** 14, vs. Prairie View A&M (12/20/22)
- **Scored 50 pts in a half:** 51<sup>2</sup>, vs. New Mexico State (12/2/23)
- **Scored 60 pts in a half:** 61<sup>2</sup>, vs. Houston Baptist (12/22/19)
- **Scored 100 pts (MW):** 108, at Colorado State (2/28/18)
- **Scored 100 pts (non-conf):** 106, vs. New Mexico State (12/2/23)
- **Scored under 20 pts in 1st half:** 19, at Fresno State (1/28/21)
- **Scored under 20 pts in 2nd half:** 18, at UNLV (1/18/21)
- **Scored under 50 pts in a game:** 46, at UNLV (1/18/21)
- **Never trailed:** vs. Pepperdine (11/24/23)

### AN OPPOSING PLAYER...

- **Scored 30 points:** Justin Harmon (32), Utah Valley (3/15/23) *NIT*
- **Scored 35 points:** Hunter Maldonado (36), Wyoming (3/8/23) *MWT*
- **Scored 40 points:** Jordan Caroline (45), Nevada (1/7/17)
- **Two players with 20 points:** Dante Maddox, Jr (23) & Ra'Heim Moss (22), Toledo (11/21/23)
- **Two players with 25 points:** Graham Ike (29) & Hunter Maldonado (25), at Wyoming (1/22/22)
- **Three players with 20 points:** Will Baker (28), Jarod Lucas (22) & Kenan Blackshear (20), at Nevada (1/13/23)
- **20-point game off the bench:** Max Rice (22), Boise State (12/23/20)
- **One player scored in double figures:** San Jose State (1/17/23)
- **No players scored in double figures:** ULM (12/13/14)
- **Five players scored in double figures:** UNLV (1/7/23)
- **All five starters scored in double figures:** Utah State (1/8/22)
- **Six players scored in double figures:** Utah State (1/8/22)
- **Had 15 rebounds:** Graham Ike (15), at Wyoming (1/22/22)
- **Had 20 rebounds:** Ryan Watkins (22), Boise State (1/21/14)
- **Two players with 10 rebounds:** Aziz Bandaogo (11) & Tim Fuller (10), Utah Valley (3/15/23) *NIT*
- **Double-Double:** Michael Ajayi, Pepperdine (11/24/23)
- **Two players had a double-double:** Shemar Wilson & DaJuan Gordon, UT Arlington (11/16/23)
- **Double-Double with points and assists:** Isaiah Stevens, at Colorado State (3/3/23)
- **Triple-Double:** Omari Moore, at San Jose State (2/20/22)
- **10 assists:** Isaiah Stevens (13), at Colorado State (3/3/23)
- **5 Blocked Shots:** Neemias Queta (5), Utah State (1/6/21)
- **5 Steals:** Kenan Blackshear (5), at Nevada (1/23/23)
- **Hit a last second shot to win a game (1.0 or later):** Lamont Butler, San Diego State (2/25/23), three-pointer as time expired to win 73-71

### OPPOSING TEAM...

- **Shot 70 percent for a Half:** 73.1 (19-26)<sup>2</sup>, at Air Force (2/10/23)
- **Shot 60 percent in a Game:** 66.0 (35-53) at Air Force (2/10/23)
- **Shot less than 30 percent in a Game:** 29.4 (20-68), Texas Southern (11/6/23)
- **Shot 90 percent from the free throw line:** 92.9 (13-14), Wyoming (2/14/23)
- **Shot 50 percent from 3-point line:** 50.0 (12-24), Pepperdine (11/24/23)
- **Shot less than 30 percent in a half:** 28.0 (7-25)<sup>2</sup>, UC Santa Barbara (12/6/23)
- **Shot less than 20 percent in a half:** 18.5 (5-27)<sup>1</sup>, at Fresno State (1/28/21)
- **Shot 55 percent or better and lost:** 57.8 (37-64) at Wyoming (2/20/18)
- **Attempted 50 FTs:** 50, New Mexico State (12/11/82)
- **Made 30 FTs:** 35, Utah State (3/14/19)
- **Made 10 3-pt FGs:** 12, Pepperdine (11/24/23)
- **Failed to make a 3-pt FG:** New Mexico State (12/16/15)
- **Had 50 rebounds:** 52, Boise State (1/15/22)
- **Had 25 assists:** 27, at Colorado State (3/3/21)
- **Had 15 steals:** 15, UAB (11/25/21)
- **Had 10 blocks:** 10, Utah State (1/6/21)
- **Scored 50 pts in a half:** 52<sup>2</sup>, Toledo (11/21/23)
- **Scored 60 pts in a half:** 61<sup>2</sup>, at Wyoming (2/20/18)
- **Scored 100 pts (MW):** 105, at Colorado State (1/15/20)
- **Scored 100 pts (non-conf):** 100, at New Mexico State (12/4/18)
- **Scored under 20 pts in 1st half:** 19, at Fresno State (1/28/21)
- **Scored under 20 pts in 2nd half:** 19, New Mexico State (12/3/14)
- **Scored under 50 pts in a game:** 46, Northern New Mexico (2/11/22)
- **Never trailed:** at Saint Mary's (11/9/23)

### COMEBACKS...

	New Mexico Comeback	Opponent Comeback
Trailing at Half	Wyoming (3/8/23) <sup>35-38 / 87-76</sup>	San Diego St (2/25/23) <sup>27-37 / 73-71</sup>
Trailing w/8:00 left	vs. USF (12/12/22) <sup>52-54 / 67-64</sup>	San Diego St (2/25/23) <sup>51-56 / 73-71</sup>
Trailing w/4:00 left	vs. USF (12/12/22) <sup>56-62 / 67-64</sup>	Nevada (2/7/23) <sup>67-68 / 77-76</sup>
Trailing w/2:00 left	at Wyoming (12/31/22) <sup>72-74 / 76-75</sup>	NM State (12/6/21) <sup>64-65 / 78-76(ot)</sup>
Trailing w/1:00 left	at NMSU (12/15/23) <sup>68-72 / 73-72</sup>	Utah St (1/8/22) <sup>72-73 / 90-87(ot)</sup>
Trailing any pt in final 30 sec of 2nd half or 30 sec of OT	at NMSU (12/15/23) <sup>71-72(30) / 73-72</sup>	SDSU (2/25/23) <sup>70-71 (06) / 73-71</sup>

## UPDATED CAREER RECORD BOOK

### CAREER SCORING LEADERS

Rk.	Player	Years	Points
1.	Charles Smith	1994-97	1,993
2.	Kenny Thomas	1996-99	1,931
3.	Lamont Long	1997-00	1,840
4.	Clayton Shields	1995-98	1,837
5.	Kendall Williams	2011-14	1,813
6.	Ruben Douglas	2001-03	1,782
7.	Luc Longley	1988-91	1,769
8.	Hunter Greene	1984-88	1,745
9.	Rob Robbins	1988-91	1,739
10.	Willie Long	1969-71	1,542
11.	Mel Daniels	1965-67	1,537
12.	Phil Smith	1981-84	1,477
13.	Kelvin Scarborough	1984-87	1,469
14.	Dairese Gary	2008-11	1,458
15.	Willie Banks	1989-92	1,394
16.	Kenny Page	1980-81	1,387
17.	<b>Jamal Mashburn, Jr.</b>	<b>2022-pres.</b>	<b>1,324</b>
18.	Makuach Maluach	2018-21	1,308
19.	Francis Grant	1960-62	1,282
20.	Elijah Brown	2016-17	1,276
21.	Tony Danridge	2005-09	1,260
22.	Marvin Johnson	1977-78	1,246
23.	Cameron Bairstow	2011-14	1,239
24.	Mark Walters	2003-06	1,200
25.	Roman Martinez	2007-10	1,159
26.	Charlie Thomas	1988-89	1,158
27.	Johnny Brown	1985-86	1,157
28.	<b>Jaalen House</b>	<b>2022-pres.</b>	<b>1,147</b>
29.	Phillip McDonald	2009-12	1,146
30.	David Chiotti	2003-06	1,145
31.	Ike Williams	1991-93	1,086
32.	Chad Toppert	2006-09	1,067
33.	Ira Harge	1963-64	1,016
34.	Rob Loeffel	1986-89	1,011
35.	Alex Kirk	2011-14	1,010
	Ron Becker	1968-70	1,010
37.	Hugh Greenwood	2012-15	1,006

### CAREER FT% LEADERS (min 150 attempts)

Rk.	Player	Years	FT-FTA	Avg.
1.	Rob Robbins	1988-91	309-348	.888
2.	Anthony Mathis	2016-19	168-191	.880
3.	<b>Jaalen House</b>	<b>2022-pres.</b>	<b>313-361</b>	<b>.867</b>
4.	Elijah Brown	2016-17	399-475	.840
5.	Tommy Roberts	1971-73	188-225	.836
6.	Ruben Douglas	2001-03	488-588	.830
7.	Greg Brown	1993-94	168-204	.824
8.	Tony Snell	2011-13	165-201	.821
9.	Ron Nelson	1967-68	156-191	.817
10.	Bob Martin	1956-58	170-210	.810
11.	Chad Toppert	2006-09	139-172	.808
12.	Pat King	1973-75	130-161	.807
13.	Dan Darrow	1951-53	162-202	.802
	Jamaal Smith	2007-08	158-197	.802
	Marlow White	1994-95	178-222	.802
	<b>Jamal Mashburn, Jr.</b>	<b>2022-pres.</b>	<b>283-353</b>	<b>.802</b>
17.	Mike Lucero	1962-64	192-241	.797
	Damion Walker	1999-00	244-306	.797
19.	Skip Kruzich	1963-65	195-245	.796
20.	Russ Nystedt	1952-54	159-200	.795

### CAREER ASSIST LEADERS

Rk.	Player	Years	Assists
1.	Darrell McGee	1987-90	684
2.	Phil Smith	1981-84	630
3.	Kendall Williams	2011-14	617
4.	Kelvin Scarborough	1984-87	574
5.	Dairese Gary	2008-11	564
6.	Petie Gibson	1969-71	560
7.	David Gibson	1995-98	460
8.	Willie Banks	1989-92	419
9.	Marlon Parmer	2000-02	384
10.	Hugh Greenwood	2012-15	372
11.	Charles Smith	1994-97	358
12.	Hunter Greene	1984-88	354
13.	Mike Winters	1984-87	351
14.	Rob Robbins	1988-91	350
15.	Luc Longley	1988-91	317
16.	Royce Olney	1995-98	312
17.	<b>Jaalen House</b>	<b>2022-pres.</b>	<b>310</b>
18.	Lamont Long	1997-00	301
19.	Russell Saunders	1978-79	271
20.	Mark Walters	2003-06	269

### CAREER STEAL LEADERS

Rk.	Player	Years	Steals
1.	Kelvin Scarborough	1984-87	235
2.	Hunter Greene	1984-88	203
3.	Phil Smith	1981-84	197
4.	Kendall Williams	2011-14	186
5.	Lamont Long	1997-00	184
6.	Willie Banks	1989-92	182
7.	Charles Smith	1994-97	178
8.	<b>Jaalen House</b>	<b>2022-pres.</b>	<b>174</b>
9.	Darrell McGee	1987-90	168
10.	Dairese Gary	2008-11	162
11.	Mark Walters	2003-06	153
12.	Hugh Greenwood	2012-15	149
13.	David Gibson	1995-98	145
14.	Alan Dolensky	1981-84	142
15.	Roman Martinez	2007-10	136

### CAREER FREE THROW LEADERS

Rk.	Player	Years	FTs
1.	Kendall Williams	2011-14	556
2.	Phil Smith	1981-84	547
3.	Dairese Gary	2008-11	537
4.	Kenny Thomas	1996-99	534
5.	Ruben Douglas	2001-03	488
6.	Kelvin Scarborough	1984-87	441
7.	Willie Long	1969-71	422
8.	Cameron Bairstow	2011-14	401
9.	Elijah Brown	2016-17	399
	Lamont Long	1997-00	399
11.	Luc Longley	1988-91	377
12.	Hunter Greene	1984-88	359
13.	Mel Daniels	1965-67	349
14.	Toby Roybal	1953-56	319
15.	Ron Becker	1968-70	317
16.	<b>Jaalen House</b>	<b>2022-pres.</b>	<b>313</b>
17.	Charles Smith	1994-97	312
18.	Rob Robbins	1988-91	309
19.	Willie Banks	1989-92	298
20.	Danny Granger	2004-05	287

### CAREER FIELD GOAL LEADERS

Rk.	Player	Years	FGs
1.	Charles Smith	1994-97	737
2.	Luc Longley	1988-91	696
3.	Kenny Thomas	1996-99	666
4.	Hunter Greene	1984-88	650
5.	Lamont Long	1997-00	647
6.	Clayton Shields	1995-98	641
7.	Mel Daniels	1965-67	594
8.	Rob Robbins	1988-91	583
9.	Willie Banks	1969-71	560
10.	Kenny Page	1980-81	553
11.	Ruben Douglas	2001-03	538
12.	Kendall Williams	2011-14	526
13.	Willie Banks	1989-92	509
	Francis Grant	1960-62	509
15.	Kelvin Scarborough	1984-87	499
16.	Marvin Johnson	1977-78	490
17.	Tony Danridge	2005-09	485
18.	Charlie Thomas	1988-89	472
19.	<b>Jamal Mashburn, Jr.</b>	<b>2022-pres.</b>	<b>468</b>
20.	Makuach Maluach	2018-21	467





# 2023-24 LOBO BASKETBALL

## NEW MEXICO 92 TEXAS SOUTHERN 55

GAME #1  
Nov. 6, 2023  
The Pit (11,106)  
Albuquerque, NM

TXSO (0-1)	FG	3FG	FT	O-D-T	PF	TP	A	TO	BS	S	MP
1 Hunter*	1-3	0-0	0-0	2-3-5	4	2	1	2	3	0	16
2 Young*	1-1	0-0	2-2	2-0-2	1	4	1	0	0	1	19
3 Henry*	3-14	1-5	0-0	0-3-3	2	7	0	4	0	1	24
11 Cisse*	3-15	1-4	4-7	2-0-2	2	11	4	2	0	1	29
32 Farooq*	2-5	2-2	0-0	1-5-6	1	6	0	1	1	0	21
0 Granger	1-4	0-1	1-3	2-3-5	1	3	1	0	3	1	19
4 Craig	0-0	0-0	0-0	0-0-0	0	0	0	0	0	0	2
5 Wysinger	4-12	0-6	2-4	0-5-5	2	10	1	1	0	0	20
7 Stroud	0-5	0-2	0-0	0-0-0	0	0	1	0	0	0	13
8 O'Neal	3-3	1-1	1-3	0-2-2	2	8	0	0	0	1	17
25 Carter	2-6	0-3	0-0	1-2-3	5	4	0	2	2	0	20
TEAM				1-3-4							
Totals	20-68	5-24	10-19	11-26-37	20	55	9	12	9	5	200
UNM (1-0)	FG	3FG	FT	O-D-T	PF	TP	A	TO	BS	S	MP
22 Amzil*	2-6	0-2	0-0	0-1-1	2	4	0	0	0	0	17
23 Joseph*	3-9	0-0	2-3	3-2-5	2	8	0	0	0	2	21
2 Dent*	4-8	2-3	2-2	0-4-4	2	12	6	1	1	1	25
5 Mashburn*	5-10	2-3	3-4	0-3-3	0	15	5	0	0	0	27
10 House*	1-6	1-3	5-5	0-2-2	2	8	4	4	1	2	19
0 Baker*	2-3	1-2	0-0	0-2-2	0	5	2	0	0	0	15
1 Appelhans	3-6	3-6	2-2	0-3-3	2	11	0	1	0	0	10
3 Washington	2-6	0-1	2-4	2-4-6	3	6	2	1	0	1	15
11 Webb	1-2	1-2	1-2	0-4-4	0	4	0	0	1	1	12
12 Mushila	0-2	0-0	0-0	2-1-3	1	0	1	0	0	0	9
15 Toppin	4-6	0-1	3-3	3-6-9	2	11	0	2	2	2	18
21 Forsling	3-3	0-0	2-2	0-3-3	1	8	0	0	0	0	11
TEAM				3-5-8							
Totals	30-67	10-23	22-27	13-40-53	17	92	20	9	5	9	200
1st	2nd	Total	FG%	3FG%	FT%						
Texas Southern	24	31	55	29.4	20.8	52.6					
New Mexico	41	51	92	44.8	43.5	81.5					

Points in the Paint-TXSO 26, UNM 34; Points off Turnovers-TXSO 6, UNM 13  
2nd Chance Points-TXSO 5, UNM 12; Fast Break Points-TXSO 10, UNM 18  
Bench Points-TXSO 25, UNM 45; Score Tied-1 time. Lead changed-3 times.  
Largest lead-TXSO by 4 1st-17:48, UNM by 3 2nd-1:18.  
TXSO led for 3:28, UNM led for 35:40, Game tied 0:52.  
Officials: Tommy Nunez, Tommy Johnson, Doug Sturdivan  
Technical: none

## #23 SAINT MARY'S 72 NEW MEXICO 58

GAME #2  
Nov. 9, 2023  
UCU Pavilion (3,500)  
Moraga, CA

UNM (1-1)	FG	3FG	FT	O-D-T	PF	TP	A	TO	BS	S	MP
15 Toppin*	4-6	0-1	0-0	2-4-6	5	8	0	1	1	0	16
22 Amzil*	1-4	1-2	2-3	0-2-2	3	5	0	1	0	1	22
23 Joseph*	5-11	0-0	1-5	6-7-13	3	11	1	1	1	0	28
2 Dent*	5-12	1-1	4-6	0-2-2	4	15	5	2	0	3	29
5 Mashburn*	3-16	1-3	0-0	0-2-2	1	7	0	3	0	0	33
0 Baker*	1-4	0-2	0-0	0-3-3	0	2	2	2	0	0	23
1 Appelhans	0-0	0-0	0-0	0-0-0	0	0	0	0	0	0	1
3 Washington	2-6	0-1	1-1	1-1-2	2	5	1	0	0	2	14
11 Webb	2-3	1-2	0-0	0-1-1	1	5	0	0	0	1	24
12 Mushila	0-0	0-0	0-0	0-0-0	1	0	0	0	0	0	2
21 Forsling	0-0	0-0	0-0	0-1-1	1	0	1	1	0	0	8
TEAM				5-0-5							
Totals	23-62	4-12	8-15	14-23-37	21	58	10	13	2	8	200
SMC (2-0)	FG	3FG	FT	O-D-T	PF	TP	A	TO	BS	S	MP
5 Jefferson*	2-3	0-1	2-4	0-2-2	3	6	1	1	1	4	26
11 Saxen*	2-5	0-0	3-4	2-5-7	3	7	2	2	3	0	23
3 Marculionis*	2-9	0-2	5-8	0-3-3	2	9	5	2	0	3	29
3 Mahaney*	9-19	5-10	2-4	0-4-4	2	25	2	3	0	1	34
44 Ducas*	1-4	1-3	0-0	1-5-6	1	3	1	1	1	0	24
1 Wessels	4-6	0-0	4-5	4-1-5	4	12	0	3	1	0	14
2 Ross	1-1	0-0	0-0	0-0-0	1	2	1	0	0	0	2
14 Hawke	0-0	0-0	0-0	0-0-0	0	0	0	0	0	0	2
15 Howell	0-1	0-0	0-0	1-0-1	1	0	0	0	0	0	16
22 Bennett	0-0	0-0	0-0	0-0-0	0	0	0	0	0	0	2
24 Gad	0-0	0-0	0-0	0-0-0	0	0	0	0	0	0	1
25 Forbes	3-4	0-0	0-0	0-1-1	1	6	0	0	0	0	14
33 Barrett	1-3	0-1	0-0	0-2-7	0	2	1	0	0	0	12
TEAM				1-4-5							
Totals	25-55	6-17	16-25	14-27-41	18	72	13	13	6	8	200
1st	2nd	Total	FG%	3FG%	FT%						
New Mexico	25	33	58	37.1	33.3	53.3					
Saint Mary's	40	32	72	45.5	35.3	64.0					

Points in the Paint-UNM 34, SMC 38; Points off Turnovers-UNM 11, SMC 15  
2nd Chance Points-UNM 15, SMC 17; Fast Break Points-UNM 8, SMC 2  
Bench Points-UNM 12, SMC 22; Score Tied-0 times. Lead changed-0 times.  
Largest lead-UNM - none, SMC by 22 2nd-13:29.  
UNM led for 0:00, SMC led for 39:24, Game tied 0:36.  
Officials: Ray Natili, Gregory Nixon, Michael Irving  
Technical: none

## NEW MEXICO 82 UT ARLINGTON 80

GAME #3  
Nov. 16, 2023  
The Pit (10,484)  
Albuquerque, NM

UTA (2-1)	FG	3FG	FT	O-D-T	PF	TP	A	TO	BS	S	MP
11 Koroma*	0-0	0-0	0-0	2-3-5	5	0	2	1	0	1	25
22 Wilson*	11-13	0-1	7-9	7-4-11	4	29	1	1	2	0	34
3 Gordon*	5-17	0-6	3-4	3-11-14	3	13	5	4	0	0	36
4 Vring*	2-5	0-2	0-0	0-1-1	2	4	1	1	0	1	21
5 Talbot*	3-10	1-5	0-0	1-6-7	3	7	2	1	0	1	28
00 Cash	3-5	1-2	0-0	0-3-3	2	7	0	0	0	0	21
2 Williams	2-8	1-3	5-7	0-1-1	2	10	0	4	0	0	26
13 Douglas	1-4	1-3	0-0	1-0-1	1	3	0	0	0	0	5
30 Basili	3-3	1-1	0-0	0-0-0	2	7	0	0	0	0	6
TEAM				1-1-2							
Totals	30-65	5-23	15-20	15-30-45	24	80	11	14	2	3	200
UNM (2-1)	FG	3FG	FT	O-D-T	PF	TP	A	TO	BS	S	MP
15 Toppin*	7-11	0-1	1-2	4-6-10	2	15	0	1	1	0	27
23 Joseph*	1-2	0-0	3-4	1-4-5	3	5	0	0	3	0	22
0 Baker*	0-4	0-3	3-4	0-1-1	4	3	2	0	1	1	28
2 Dent*	11-18	1-3	2-3	1-1-2	3	25	5	4	1	2	34
5 Mashburn*	9-23	2-5	9-13	0-1-1	0	29	1	0	0	0	37
3 Washington	2-6	1-3	0-0	2-1-3	2	5	0	2	0	1	17
11 Webb	0-1	0-1	0-0	0-1-1	0	0	0	0	0	0	4
12 Mushila	0-2	0-1	0-0	2-1-3	2	0	0	1	0	0	13
22 Amzil	0-2	0-0	0-0	1-3-4	2	0	0	0	0	0	19
TEAM				3-3-6							
Totals	30-69	4-19	18-26	14-22-36	18	82	8	8	6	4	200
1st	2nd	Total	FG%	3FG%	FT%						
UT Arlington	36	44	80	46.2	21.7	75.0					
New Mexico	48	34	82	43.5	21.1	69.2					

Points in the Paint-UTA 48, UNM 44; Points off Turnovers-UTA 7, UNM 11  
2nd Chance Points-UTA 22, UNM 8; Fast Break Points-UTA 3, UNM 16  
Bench Points-UTA 27, UNM 5; Score Tied-7 times. Lead changed-3 times.  
Largest lead-UTA by 2 1st-19:00, UNM by 12 1st-0:04.  
UTA led for 1:41, UNM led for 32:52, Game tied 5:27.  
Officials: Randy McCall, Verne Harris, Michael Greenstein  
Technical: UTA-Basili, Koroma, Wilson (2); UNM-Amzil, Washington

## NEW MEXICO 92 TOLEDO 84

GAME #4  
Nov. 21, 2023  
Dollar Loan Center  
Henderson, NV

UNM (3-1)	FG	3FG	FT	O-D-T	PF	TP	A	TO	BS	S	MP
15 Toppin*	11-12	0-1	5-5	3-8-11	3	27	3	3	1	1	34
23 Joseph*	3-9	0-0	2-3	4-6-10	3	8	2	3	0	0	27
0 Baker*	0-3	0-2	0-0	1-2-3	4	0	2	0	0	1	22
2 Dent*	7-12	0-0	3-4	0-3-3	1	17	7	3	0	0	35
5 Mashburn*	8-20	2-7	9-11	0-1-1	2	27	1	1	1	0	35
3 Washington	3-7	1-1	1-2	0-2-2	1	8	2	2	0	2	17
11 Webb	0-0	0-0	0-0	1-1-2	3	0	1	0	0	2	10
12 Mushila	0-0	0-0	0-0	0-0-0	0	0	1	0	0	0	2
21 Forsling	0-0	0-0	0-0	0-0-0	0	0	0	0	0	0	1
22 Amzil	2-5	0-2	1-2	0-3-3	2	5	1	3	0	2	18
TEAM				6-2-8							
Totals	34-68	3-13	21-27	15-28-43	19	92	20	15	2	8	200
TOL (3-1)	FG	3FG	FT	O-D-T	PF	TP	A	TO	BS	S	MP
1 Simmons*	3-6	0-1	5-6	0-3-3	1	11	3	1	1	0	29
35 Wight*	1-2	0-0	0-0	1-0-1	2	2	0	2	0	1	16
0 Moss*	8-10	0-1	6-8	0-1-1	5	22	2	3	1	1	26
3 Wilson*	1-7	0-1	1-2	0-1-1	3	3	6	3	0	2	29
21 Maddox*	8-16	4-8	3-4	0-5-5	4	23	1	2	1	1	31
2 Ford	0-2	0-1	0-0	0-1-1	1	0	0	0	0	0	7
11 Lewis	1-2	0-0	0-0	0-1-1	2	2	0	1	0	0	9
13 Lorentson	6-8	4-5	1-2	0-4-4	0	17	0	2	0	0	19
23 Cochran	0-3	0-1	2-2	0-2-2	4	2	5	3	0	1	25
24 Broic	1-1	0-0	0-0	0-1-1	3	2	1	0	0	0	9
TEAM				1-4-5							
Totals	29-57	8-18	18-24	2-23-25	25	84	18	17	3	6	200
1st	2nd	Total	FG%	3FG%	FT%						
New Mexico	42	50	92	50.0	23.1	77.8					
Toledo	32	52	84	50.9	44.4	75.0					

Points in the Paint-UNM 52, TOL 38; Points off Turnovers-UNM 20, TOL 19  
2nd Chance Points-UNM 16, TOL 5; Fast Break Points-UNM 21, TOL 16  
Bench Points-UNM 13, TOL 23; Score Tied-3 times. Lead changed-9 times.  
Largest lead-UNM by 11 2nd-19:22, TOL by 7 1st-14:52.  
UNM led for 25:24, TOL led for 13:00, Game tied 1:36.  
Officials: Darron George, Tommy Nunez, Kenneth Moreland  
Technical: UNM-Coach Pitino, Joseph; TOL-Moss.

## NEW MEXICO 90 RICE 56

GAME #5  
Nov. 22, 2023  
Dollar Loan Center  
Henderson, NV

RICE (1-4)	FG	3FG	FT	O-D-T	
------------	----	-----	----	-------	--





# 2023-24 LOBO BASKETBALL

## NEW MEXICO LOUISIANA TECH

74  
65

GAME #7  
Nov. 29, 2023  
The Pit (10,216)  
Albuquerque, NM

LT (5-2)	FG	3FG	FT	O-D-T	PF	TP	A	TO	BS	S	MP
13 Batcho*	2-11	0-0	5-7	4-8-12	1	9	0	1	1	0	24
22 I.Crawford*	9-22	3-7	3-3	3-5-8	4	24	3	5	2	1	38
1 Chavez*	0-3	0-2	0-0	0-2-2	2	0	0	0	0	0	8
3 Henry*	1-3	1-3	0-0	0-3-3	2	3	0	0	0	1	21
4 Newman*	0-1	0-0	1-2	0-1-1	1	1	2	3	0	0	16
0 Ree	2-3	2-3	0-0	0-0-0	3	6	1	0	0	1	12
2 Mangum	1-4	1-2	2-2	0-1-1	0	5	0	0	2	1	17
11 Henderson	0-3	0-1	0-0	0-2-2	3	0	2	1	0	1	22
14 Allen	2-2	0-0	1-3	1-1-2	3	5	0	1	0	1	17
20 J.Crawford	4-7	1-1	3-4	0-2-2	0	12	0	1	0	0	25
TEAM				2-4-6							
Totals	21-59	8-19	15-21	10-29-39	19	65	8	11	6	5	200
UNM (6-1)	FG	3FG	FT	O-D-T	PF	TP	A	TO	BS	S	MP
15 Toppin*	4-7	0-0	0-1	5-2-7	5	8	0	0	2	2	28
23 Joseph*	4-6	0-0	3-5	4-7-11	4	11	2	1	4	1	29
0 Baker*	6-9	6-9	0-0	0-3-3	4	18	2	1	0	0	25
2 Dent*	2-8	0-0	4-6	0-5-5	0	8	4	6	1	1	26
10 House*	4-15	1-6	7-9	0-6-6	4	16	4	0	0	2	33
1 Appelhans	0-3	0-3	0-0	0-1-1	1	0	1	0	0	0	9
3 Washington	4-8	2-3	0-0	1-3-4	2	10	3	1	1	1	25
11 Webb	0-1	0-0	0-0	1-1-2	0	0	0	0	0	0	4
22 Amzil	1-9	0-3	1-1	1-2-3	0	3	0	0	0	1	21
TEAM				3-2-5							
Totals	25-66	9-24	15-22	15-32-47	20	74	16	9	8	8	200
Louisiana Tech	28	37	65		35.6	42.1					71.4
New Mexico	35	39	74		37.9	37.5					68.2

Points in the Paint-LT 26, UNM 30; Points off Turnovers-LT 10, UNM 14  
2nd Chance Points-LT 11, UNM 16; Fast Break Points-LT 17, UNM 15  
Bench Points-LT 28, UNM 13. Score Tied-1 time. Lead changed-2 times.  
Largest lead-LT by 5 1st-17:05, UNM by 18 2nd-10:04.  
LT led for 2:58, UNM led for 35:07. Game tied 1:55.  
Officials: Mike Littlewood, Shawn Lehigh, Tommy Nunez  
Technical: none

## NEW MEXICO NEW MEXICO ST

106  
62

GAME #8  
Dec. 2, 2023  
The Pit (15,435)  
Albuquerque, NM

NMSU (4-6)	FG	3FG	FT	O-D-T	PF	TP	A	TO	BS	S	MP
1 Ezeagu*	5-6	0-0	3-5	2-3-5	4	13	0	2	0	2	27
21 Carpenter*	1-5	0-3	0-0	0-1-1	4	2	0	0	0	0	16
0 Jackson-Posey*	2-4	1-1	0-0	0-2-2	5	5	3	4	0	0	15
3 Cook*	4-10	1-5	0-0	0-1-1	3	9	2	0	1	1	37
11 Odukaie*	4-8	0-1	10-14	3-4-7	5	18	3	6	1	1	31
5 Dorsey	1-2	1-2	0-0	0-0-0	2	3	0	0	0	0	9
13 Harris	1-9	0-4	0-0	1-1-2	2	2	0	3	0	1	28
14 Yaak	0-0	0-0	0-0	0-0-0	0	0	0	0	0	0	2
24 Kanyanga	0-0	0-0	0-0	0-1-1	2	0	0	0	0	0	10
25 Jackson	1-4	0-2	8-9	2-5-7	2	10	0	1	1	0	25
TEAM				3-4-7							
Totals	19-48	3-18	21-28	11-22-33	29	62	8	17	3	5	200
UNM (7-1)	FG	3FG	FT	O-D-T	PF	TP	A	TO	BS	S	MP
15 Toppin*	1-1	0-0	3-5	1-2-3	3	5	0	0	1	2	14
23 Joseph*	1-2	0-0	2-2	1-1-2	2	4	1	1	1	0	17
0 Baker*	2-4	2-4	0-0	0-0-0	3	6	2	0	0	0	15
2 Dent*	5-13	0-2	2-7	1-0-1	0	12	10	0	1	2	27
10 House*	9-11	5-6	5-5	0-3-3	2	28	4	1	0	4	26
1 Appelhans	2-3	2-3	2-2	0-0-0	0	8	0	0	0	1	7
3 Washington	5-7	3-4	8-10	1-4-5	3	21	6	1	0	1	29
11 Webb	3-6	1-4	0-2	1-2-3	4	7	0	0	0	0	15
12 Mushila	1-1	1-1	3-4	2-4-6	1	6	0	1	0	0	17
21 Forsling	1-1	0-0	0-0	0-2-2	2	2	0	2	1	0	14
22 Amzil	2-4	0-1	3-4	0-1-1	4	7	1	0	1	0	17
TEAM				2-3-5							
Totals	32-53	14-25	28-41	9-22-31	24	106	24	7	5	10	200
New Mexico State	32	30	62		39.6	16.7					75.0
New Mexico	55	51	106		60.4	56.0					68.3

Points in the Paint-NMSU 28, UNM 34; Points off Turnovers-NMSU 10, UNM 19  
2nd Chance Points-NMSU 10, UNM 13; Fast Break Points-NMSU 0, UNM 21  
Bench Points-NMSU 15, UNM 51. Score Tied-2 times. Lead changed-1 time.  
Largest lead-NMSU by 3 1st-19:20, UNM by 46 2nd-1:32.  
NMSU led for 1:20, UNM led for 36:56. Game tied 1:44.  
Officials: Michael Irving, David Hall, Eric Curry  
Technical: NMSU-Odukaie; UNM-Washington

## NEW MEXICO UC SANTA BARBARA

84  
61

GAME #9  
Dec. 6, 2023  
The Pit (10,311)  
Albuquerque, NM

UCSB (4-3)	FG	3FG	FT	O-D-T	PF	TP	A	TO	BS	S	MP
21 Traore*	8-12	0-0	2-4	2-3-5	1	18	0	2	0	0	26
23 Bland*	4-8	0-1	0-1	2-2-4	4	8	0	2	3	1	24
1 Pierre-Louis*	1-1	0-0	0-0	0-1-1	2	2	2	2	0	0	17
4 Anderson*	2-11	1-8	0-0	0-2-2	0	5	1	3	0	1	35
13 Mitchell*	4-17	0-2	14-14	2-3-5	1	22	5	3	0	2	33
7 Belic	0-4	0-2	0-0	0-5-5	3	0	0	0	0	0	21
10 Fontenot	2-5	2-4	0-0	0-4-4	0	6	3	2	0	0	30
12 Kipruto	0-0	0-0	0-0	1-3-4	1	0	0	4	0	0	14
TEAM				2-1-3							
Totals	21-58	3-17	16-19	9-24-33	12	61	11	19	3	4	200
UNM (8-1)	FG	3FG	FT	O-D-T	PF	TP	A	TO	BS	S	MP
15 Toppin*	8-9	2-3	0-1	2-2-4	0	18	1	0	3	2	25
23 Joseph*	3-5	0-0	0-0	2-6-8	1	6	0	3	1	1	27
0 Baker*	3-6	1-4	1-1	0-1-1	1	8	2	0	0	0	19
2 Dent*	9-15	1-1	4-6	0-1-1	2	23	8	2	2	2	35
10 House*	2-10	1-5	0-0	0-0-0	3	5	4	3	0	4	26
1 Appelhans	1-1	1-1	0-0	1-0-1	0	3	0	1	0	0	3
3 Washington	7-11	1-2	2-2	2-4-6	3	17	4	2	0	2	22
11 Webb	2-3	0-1	0-0	0-3-3	3	4	0	1	0	2	15
12 Mushila	0-2	0-1	0-0	1-8-9	2	0	0	1	0	0	17
21 Forsling	0-0	0-0	0-0	0-0-0	1	0	0	0	0	0	2
22 Amzil	0-6	0-0	0-0	0-2-2	1	0	0	0	0	0	9
TEAM				3-3-6							
Totals	35-68	7-22	7-10	11-30-41	18	84	19	13	6	13	200
UC Santa Barbara	35	26	61		36.2	17.6					84.2
New Mexico	42	42	84		51.5	31.8					70.0

Points in the Paint-UCSB 32, UNM 54; Points off Turnovers-UCSB 16, UNM 22  
2nd Chance Points-UCSB 11, UNM 12; Fast Break Points-UCSB 8, UNM 23  
Bench Points-UCSB 6, UNM 24. Score Tied-3 times. Lead changed-2 times.  
Largest lead-UCSB by 2 1st-18:43, UNM by 26 2nd-4:59.  
UCSB led for 0:41, UNM led for 38:08. Game tied 1:11.  
Officials: Mike Reed, Randy Richardson, Justin Shamion  
Technical: UNM-House, Coach Pitino

## NEW MEXICO SANTA CLARA

93  
76

GAME #10  
Dec. 9, 2023  
Dollar Loan Center  
Henderson, NV

SCU (7-3)	FG	3FG	FT	O-D-T	PF	TP	A	TO	BS	S	MP
14 O'Neil*	2-3	0-1	0-0	0-0-0	4	4	1	2	0	0	11
10 Caffaro*	0-1	0-0	4-4	1-3-4	1	4	2	0	0	0	18
13 Tilly*	1-5	0-0	0-0	0-2-2	1	2	2	5	1	1	14
4 Bal*	2-4	1-3	8-8	0-4-4	1	13	5	4	0	3	28
22 Marshall*	0-3	0-1	0-0	0-4-4	2	0	0	7	0	0	21
0 Knapper	2-4	2-3	2-2	0-0-0	0	8	0	1	1	0	18
1 Bryan	3-5	1-1	0-2	0-1-1	3	7	0	3	1	0	16
2 Hammond	3-7	1-2	0-0	0-1-1	2	7	3	1	0	1	13
3 Akametu	2-4	0-2	2-2	4-1-5	2	6	1	1	0	0	13
15 Benjamin	0-2	0-1	7-8	0-0-0	0	7	0	1	0	0	14
21 Tongue	6-9	1-1	3-4	1-1-2	4	16	0	0	0	0	18
44 Ensminger	1-4	0-2	0-0	1-2-3	3	2	2	0	1	0	16
TEAM				2-3-5							
Totals	22-51	6-17	26-30	9-22-31	23	76	16	26	4	5	200
UNM (9-1)	FG	3FG	FT	O-D-T	PF	TP	A	TO	BS	S	MP
15 Toppin*	5-8	0-0	1-4	2-4-6	2	11	0	2	2	1	24
23 Joseph*	3-4	0-0	1-2	1-5-6	4	7	0	1	0	0	18
0 Baker*	6-8	4-6	1-1	0-0-0	1	17	1	1	0	2	26
2 Dent*	10-14	0-1	2-3	1-5-6	3	22	4	3	0	3	31
10 House*	3-12	0-5	3-4	0-1-1	4	9	3	0	0	6	22
1 Appelhans	0-0	0-0	0-0	0-0-0	1	0	0	1	0	0	2
3 Washington	3-6	0-1	5-7	2-2-4	3	11	1	3	0	1	29
11 Webb	1-2	0-1	0-0	0-1-1	3	2	0	3	0	2	10
12 Mushila	2-8	0-1	7-8	4-3-7	0	11	0	0	0	2	22
21 Forsling	0-0	0-0	1-2	0-0-0	1	1	1	0	0	0	5
22 Amzil	0-2	0-0	1-2	1-0-1	3	2	1	0	0	1	11
TEAM				4-1-5							
Totals	33-64	4-16	23-33	15-22-37	26	93	12	15	2	18	200
Santa Clara	27	49	76		43.1	35.3					86.7
New Mexico	47	46	93		51.6	25.0					69.7

Points in the Paint-SC 24, UNM 56; Points off Turnovers-SC 16, UNM 27  
2nd Chance Points-SC 11, UNM 20; Fast Break Points-SC 4, UNM 11  
Bench Points-SC 53, UNM 27. Score Tied-0 times. Lead changed-2 times.  
Largest lead-SC by 1 1st-17:18, UNM by 23 2nd-1:30.  
SC led for 1:02, UNM led for 38:36, Game tied 0:22.  
Officials: DG Nelson, Casey McClellan, Jeff Malham  
Technical: UNM-House, Coach Pitino

## NEW MEXICO NEW MEXICO ST.

73  
72

GAME #11  
Dec. 15, 2023  
Pan American Center (5,182)  
Las Cruces, NM

UNM (10-1)	FG	3FG	FT	O-D-T	PF	TP	A	TO	BS	S	MP



# 2023-24 LOBO BASKETBALL

## SUPERLATIVES...

LARGEST LEAD AT ANY TIME:	46 (106-60), vs. New Mexico State (Dec. 2)
LARGEST DEFICIT AT ANY TIME:	22 (31-53), at Saint Mary's (Nov. 9)
LARGEST DEFICIT OVERCOME TO WIN:	7 (8-15), vs. Toledo (Nov. 21)
LARGEST LEAD SURRENDERED IN A LOSS:	--
LARGEST HALFTIME LEAD:	24 (52-28), vs. Pepperdine (Nov. 24)
LARGEST HALFTIME DEFICIT:	15 (25-40), at Saint Mary's (Nov. 9)
LARGEST HALFTIME DEFICIT OVERCOME TO WIN:	--
LARGEST HALFTIME LEAD SURRENDERED IN A LOSS:	--
MOST CONSECUTIVE POINTS SCORED:	14, twice
MOST CONSECUTIVE POINTS ALLOWED:	10 by New Mexico State (Dec. 15)

## SPECIALTY STATS...

POINTS OFF TURNOVERS	NEW MEXICO	OPPONENT
Average	18.2	12.5
High	27 vs. Santa Clara (Dec. 9)	20 by NM State (Dec. 15)
Low	11, twice	6 by Texas Southern (Nov. 6)

2ND CHANCE POINTS	NEW MEXICO	OPPONENT
Average	12.6	10.6
High	20, vs. Santa Clara (Dec. 9)	22 by UT Arlington (Nov. 16)
Low	4 vs. Pepperdine (Nov. 24)	5, twice

POINTS IN THE PAINT	NEW MEXICO	OPPONENT
Average	44.0	28.9
High	56, twice	48 by UT Arlington (Nov. 16)
Low	30 vs. Louisiana Tech (Nov. 29)	16 by Rice (Nov. 22)

FAST BREAK POINTS	NEW MEXICO	OPPONENT
Average	15.9	7.4
High	23, vs. UC Santa Barbara (Dec. 6)	18 by NM State (Dec. 15)
Low	8 at Saint Mary's (Nov. 9)	0 by NM State (Dec. 2)

BENCH POINTS	NEW MEXICO	OPPONENT
Average	22.1	22.2
High	51 vs. NM State (Dec. 2)	53 by Santa Clara (Dec. 9)
Low	5 vs. UT Arlington (Nov. 16)	5 by Rice (Nov. 22)

## LOBO LEADERS...

POINTS	2023-24	CAREER	REBOUNDS	2023-24	CAREER
Donovan Dent	5	5	Isaac Mushila	4	4
Jamal Mashburn, Jr.	3	34	JT Toppin	4	4
JT Toppin	2	2	Nelly Junior Joseph	3	3
Jaelen House	1	22	Tru Washington	1	1
Jemarl Baker, Jr.	1	1	Jaelen House	-	3
			Sebastian Forsling	-	2

ASSISTS	2023-24	CAREER	STEALS	2023-24	CAREER
Donovan Dent	11	20	Jaelen House	5	49
Jaelen House	1	47	JT Toppin	3	3
Jamal Mashburn, Jr.	-	12	Donovan Dent	2	9

BLOCKS	2023-24	CAREER	STEALS	2023-24	CAREER
JT Toppin	8	8	Tru Washington	2	2
Nelly Junior Joseph	4	4	Nelly Junior Joseph	2	2
Donovan Dent	2	13	Mustapha Amzil	1	1
Sebastian Forsling	1	10	Quinton Webb	1	1
Mustapha Amzil	1	1	Jamal Mashburn, Jr.	-	8
Jamal Mashburn, Jr.	1	1	Sebastian Forsling	-	2
Isaac Mushila	1	1			
Tru Washington	1	1			
Jaelen House	-	10			

## NEW MEXICO'S RECORD...

Home.....	5-0
Road .....	1-1
Neutral .....	4-0
Ranked Opponent (either AP or Coaches).....	0-1
Unranked Opponent.....	10-0
Leads at halftime.....	10-0
Trails at halftime.....	0-1
Tied at halftime.....	0-0
Goes into overtime.....	0-0
Leads by 10 or more points.....	10-0
Trails by 10 or more points.....	0-1
Shoots 50% or better.....	6-0
Shoots less than 50%.....	4-1
Shoots less than 45%.....	4-1
Shoots less than 40%.....	1-1
Opponent shoots 50% or better.....	1-0
Opponent shoots less than 50%.....	9-1
Opponent shoots less than 45%.....	7-0
Opponent shoots less than 40%.....	6-0
Has higher FG% than opponent.....	7-0
Has lower FG% than opponent.....	3-1
Has same FG% as opponent.....	0-0
Outrebounds its opponent.....	8-0
Outrebounded by opponent.....	2-1
Has same rebounds as opponent.....	0-0
Has more offensive rebounds than opponent.....	7-0
Has fewer offensive rebounds than opponent.....	2-0
Has same offensive rebounds as opponent.....	1-1
Has fewer turnovers than opponent.....	10-0
Has more turnovers than opponent.....	0-0
Has same turnovers as opponent.....	0-1
Has fewer than 10 turnovers.....	5-0
Opponent has fewer than 10 turnovers.....	0-0
Shoots more FTs than opponent.....	8-0
Shoots fewer FTs than opponent.....	2-1
Shoots the same FTs as opponent.....	0-0
Has game decided by 10 points or less or OT.....	4-0
Has game decided by 5 points or less or OT.....	2-0
Scores <60 points.....	0-1
Scores 60-69 points.....	0-0
Scores 70-79 points.....	2-0
Scores 80-89 points.....	2-0
Scores 90+ points.....	6-0
Allows <60 points.....	2-0
Allows 60-69 points.....	3-0
Allows 70-79 points.....	3-1
Allows 80-89 points.....	2-0
Allows 90+ points.....	0-0
Wins the tip.....	7-1
Loses the tip.....	3-0
White uniforms.....	5-0
Red uniforms.....	3-1
Turquoise uniforms.....	2-0



**JEMARL BAKER, JR.**  
G | 6-5 | Grad.  
Menifee, Calif.

0



**BRADEN APPELHANS**  
G | 6-7 | R-Fr.  
Blue Springs, Mo.

1



**DONOVAN DENT**  
G | 6-2 | So.  
Riverside, Calif.

2



**TRU WASHINGTON**  
G | 6-4 | Fr.  
Phoenix, Ariz.

3



**JAMAL MASHBURN, JR.**  
G | 6-2 | Sr.  
Miami, Fla.

5




**JAELLEN HOUSE**  
G | 6-0 | Grad.  
Phoenix, Ariz.

10



**QUINTON WEBB**  
G | 6-6 | R-Fr.  
San Bernardino, Calif.

11




**ISAAC MUSHILA**  
F | 6-5 | Grad.  
Lubumbshi, Congo

12



**JT TOPPIN**  
F | 6-9 | Fr.  
Dallas, Texas

15



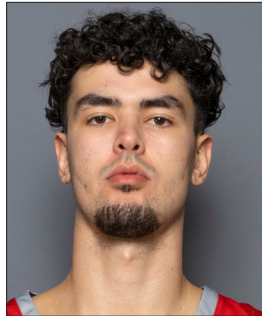
**DERAJE AGBAOSI**  
F | 6-7 | Jr.  
Union, N.J.

20



**SEBASTIAN FORSLING**  
C | 7-0 | Jr.  
Floda, Sweden

21



**MUSTAPHA AMZIL**  
F | 6-9 | Sr.  
Helsinki, Finland

22



**NELLY JUNIOR JOSEPH**  
F | 6-10 | Sr.  
Benin City, Nigeri

23



**SHANE DOUMA-SANCHEZ**  
G | 6-1 | Fr.  
Laguna Pueblo, N.M.

24



**RICHARD PITINO**  
Head Coach



**ISAAC CHEW**  
Assistant Coach



**TARVISH FELTON**  
Assistant Coach



**AARON KATSUMA**  
Assistant Coach



**DAVE PILIPOVICH**  
Special Assistant to the  
Head Coach



Graduate | Guard | 6-5 | 200 | Menifee, CA | Eleanor Roosevelt HS [Kentucky/Arizona/Fresno State]



Season Highs

Pts	18	vs. Louisiana Tech (11/29/23)
Reb	3	five times
FG	6	twice
FGA	9	vs. Louisiana Tech (11/29/23)
3FG	6	vs. Louisiana Tech (11/29/23)
3FGA	9	vs. Louisiana Tech (11/29/23)
FT	3	vs. UT Arlington (11/16/23)
FTA	4	vs. UT Arlington (11/16/23)
Ast	2	10 times
Blk	1	vs. UT Arlington (11/16/23)
Stl	2	vs. Santa Clara (12/9/23)
Min	28	vs. UT Arlington (11/16/23)

Career Highs

43	vs. Chicago State (3/4/23) <sup>FS</sup>
7	twice
13	vs. Chicago State (3/4/23) <sup>FS</sup>
20	vs. Vanderbilt (11/24/22) <sup>FS</sup>
10	vs. Chicago State (3/4/23) <sup>FS</sup>
13	vs. Stanford (12/19/20) <sup>UA</sup>
7	three times
10	at UNLV (2/3/23) <sup>FS</sup>
7	three times
3	at Washington (12/31/20) <sup>UA</sup>
4	at Wyoming (1/31/23) <sup>FS</sup>
39	twice

MW Career Highs

23	at UNLV (2/3/23) <sup>FS</sup>
7	vs. Nevada (2/24/23) <sup>FS</sup>
8	twice
18	at Utah State (12/31/22) <sup>FS</sup>
4	twice
11	at Nevada (2/10/23) <sup>FS</sup>
7	twice
10	at UNLV (2/3/23) <sup>FS</sup>
6	twice
--	
4	at Wyoming (1/31/23) <sup>FS</sup>
38	vs. Nevada (2/24/23) <sup>FS</sup>

7.5 PPG | 2.1 RPG | 22.3 MPG | 1.9 APG

2023-24 GAME-BY-GAME

Opponent	MP	FG-A	3G-A	FT-A	O-D-T	PF	A	TO	BS	ST	TP
Texas Southern	15	2-3	1-2	0-0	0-2-2	0	2	0	0	0	5
at Saint Mary's	23	1-4	0-2	0-0	0-3-3	0	2	2	0	0	2
UT Arlington*	28	0-4	0-3	3-4	0-1-1	4	2	0	1	1	3
vs. Toledo*	22	0-3	0-2	0-0	1-2-3	4	2	0	0	1	0
vs. Rice*	19	2-6	2-6	0-0	0-3-3	1	2	0	0	0	6
vs. Pepperdine*	26	5-7	3-5	1-1	0-3-3	0	2	0	0	1	14
Louisiana Tech*	25	6-9	6-9	0-0	0-3-3	4	2	1	0	0	18
New Mexico State*	15	2-4	2-4	0-0	0-0-0	3	2	0	0	0	6
UC Santa Barbara*	19	3-6	1-4	1-1	0-1-1	1	2	0	0	0	8
vs. Santa Clara*	26	6-8	4-6	1-1	0-0-0	1	1	1	0	2	17
at New Mexico State*	27	1-2	1-2	0-0	0-4-4	1	2	0	0	0	3

\* game started

SEASON NOTES

- Tri-Captain
- Had 17 points (4-6 3FG) vs. Santa Clara (Dec. 9)
- Season-high 18 points (6-9 3FG) vs. Louisiana Tech (Nov. 29)
- Had 14 points (5-7 FG, 3-5 3FG) vs. Pepperdine (Nov. 24)
- Had six points vs Rice (Nov. 22)
- Had three points and a key final-minute block in first start of the season vs. UT Arlington (Nov. 16)
- Scored five points vs. Texas Southern in UNM debut (Nov. 6)
- Missed the NM Highlands exhibition due to injury (Nov. 1)
- Made UNM debut in CSU Pueblo exhibition (Oct. 26)

	2023-24	CAREER	STREAK
Double Figure Scoring	3	31	-
20-Point Games	-	7	-
30-Point Games	-	2	-
40-Point Games	-	1	-

CAREER STATISTICS

Year	G-GS	Min-Avg.	FG-FGA	Pct.	3FG-3FGA	Pct.	FT-FTA	Pct.	Off-Def.	Reb-Avg.	PF-DQ	Ast	TO	Blk	Stl	Pts-Avg
2018-19 \$	28-0	254-9.1	20-61	.328	13-42	.310	11-15	.733	1-14	15-0.5	23-0	12	10	2	4	64-2.3
Conf	18-0	156-8.7	12-38	.316	7-28	.250	3-6	.500	0-9	9-0.5	16-0	10	7	1	2	34-1.9
2019-20 &	32-0	620-19.4	64-177	.362	36-105	.343	19-23	.826	11-64	75-2.3	53-1	73	23	5	23	183-5.7
Conf	18-0	366-20.3	29-90	.322	15-57	.263	10-13	.769	9-37	46-2.6	30-0	36	15	3	10	83-4.6
2020-21 &	12-12	353-29.4	50-124	.403	24-70	.343	20-24	.833	2-32	34-2.8	22-1	21	12	4	7	144-12.0
Conf	6-6	181-30.2	20-64	.313	12-39	.308	13-16	.813	2-15	17-2.8	13-0	9	6	3	3	65-10.8
2021-22 %	5-2	121-24.3	14-41	.341	5-23	.217	10-11	.909	1-17	18-3.6	4-0	10	10	1	6	43-8.6
Conf	--	--	--	--	--	--	--	--	--	--	--	--	--	--	--	--
2022-23 %	28-28	888-31.7	123-314	.392	55-168	.327	50-66	.758	11-72	83-3.0	51-0	81	43	1	28	351-12.5
Conf	16-16	519-32.4	70-184	.380	30-102	.294	31-38	.816	5-43	48-3.0	33-0	45	30	0	17	201-12.6
2023-24	11-9	245-22.3	28-56	.500	20-45	.444	6-7	.857	1-22	23-2.1	19-0	21	4	1	5	82-7.5
Conf	--	--	--	--	--	--	--	--	--	--	--	--	--	--	--	--
CAREER	116-51	2481-21.4	299-773	.387	153-453	.338	116-146	.795	27-221	248-2.1	172-2	218	102	14	73	867-7.5

\$ at Kentucky | & at Arizona | % at Fresno State

R-Freshman | Guard | 6-7 | 195 | Blue Springs, MO | Western Reserve Academy



Season Highs

Pts	11	vs. Texas Southern (11/6/23)
Reb	3	vs. Texas Southern (11/6/23)
FG	3	vs. Texas Southern (11/6/23)
FGA	6	vs. Texas Southern (11/6/23)
3FG	3	vs. Texas Southern (11/6/23)
3FGA	6	vs. Texas Southern (11/6/23)
FT	2	twice
FTA	2	twice
Ast	1	vs. Louisiana Tech (11/29/23)
Blk	--	
Stl	1	twice
Min	10	three times

Career Highs

11	vs. Texas Southern (11/6/23)
5	vs. Western New Mexico (12/6/22)
3	vs. Texas Southern (11/6/23)
6	vs. Texas Southern (11/6/23)
3	vs. Texas Southern (11/6/23)
6	vs. Texas Southern (11/6/23)
2	twice
2	three times
1	twice
2	vs. Prairie View A&M (12/20/22)
1	three times
20	vs. Western New Mexico (12/6/22)

MW Career Highs

--	
--	
--	
1	vs. Colorado State (12/28/22)
--	
--	
--	
--	
--	
2	vs. Colorado State (12/28/22)

3.0 PPG | 0.6 RPG | 6.7 MPG

2023-24 GAME-BY-GAME

Opponent	MP	FG-A	3G-A	FT-A	O-D-T	PF	A	TO	BS	ST	TP
Texas Southern	10	3-6	3-6	2-2	0-3-3	2	0	1	0	0	11
at Saint Mary's	1	0-0	0-0	0-0	0-0-0	0	0	0	0	0	0
UT Arlington					-INJ-						
vs. Toledo					-DNP-						
vs. Rice	10	0-2	0-1	0-0	0-0-0	0	0	0	0	0	0
vs. Pepperdine	10	1-4	0-1	0-0	0-0-0	0	0	1	0	1	2
Louisiana Tech	9	0-3	0-3	0-0	0-1-1	1	1	0	0	0	0
New Mexico State	7	2-3	2-3	2-2	0-0-0	0	0	0	0	1	8
UC Santa Barbara	3	1-1	1-1	0-0	1-0-1	0	0	1	0	0	3
vs. Santa Clara	2	0-0	0-0	0-0	0-0-0	1	0	1	0	0	0
at New Mexico State					-DNP-						

SEASON NOTES

- Three points vs. UC Santa Barbara (Dec. 6)
- Scored eight points (2-3 3FG) vs. New Mexico State (Dec. 2)
- Had two points vs. Pepperdine (Nov. 24)
- Scored a career-high 11 points (3-6 3FG) vs. Texas Southern (Nov. 6)
- Appeared in both exhibitions off the bench, his first game action since Jan. 3 of last season

	2023-24	CAREER	STREAK
Double Figure Scoring	1	1	-

CAREER STATISTICS

Year	G-GS	Min-Avg.	FG-FGA	Pct.	3FG-3FGA	Pct.	FT-FTA	Pct.	Off-Def.	Reb-Avg.	PF-DQ	Ast	TO	Blk	Stl	Pts-Avg
2022-23	10-0	62-6.2	4-15	.267	2-11	.182	0-2	.000	0-12	12-1.2	5-0	1	1	3	1	10-1.0
Conf	2-0	2-1.0	0-1	.000	0-0	.000	0-0	.000	0-0	0-0.0	0-0	0	0	0	0	0-0.0
2023-24	8-0	53-6.7	7-19	.368	6-15	.400	4-4	1.000	1-4	5-0.6	4-0	1	4	0	2	24-3.0
Conf	--	--	--	--	--	--	--	--	--	--	--	--	--	--	--	--
CAREER	18-0	115-6.4	11-34	.324	8-26	.308	4-6	.667	1-16	17-0.9	9-0	2	5	3	3	34-1.9



# #2 DONOVAN DENT

Sophomore | Guard | 6-2 | 175 | Riverside, CA | Centennial HS



### Season Highs

Pts	25	vs. UT Arlington (11/16/23)
Reb	6	vs. Santa Clara (12/9/23)
FG	11	vs. UT Arlington (11/16/23)
FGA	18	vs. UT Arlington (11/16/23)
3FG	2	vs. Texas Southern (11/6/23)
3FGA	3	twice
FT	6	vs. Pepperdine (11/24/23)
FTA	10	vs. Pepperdine (11/24/23)
Ast	11	vs. Rice (11/22/23)
Blk	2	vs. UC Santa Barbara (12/6/23)
Stl	4	at New Mexico State (12/15/23)
Min	35	twice

### Career Highs

25	vs. UT Arlington (11/16/23)
6	twice
11	vs. UT Arlington (11/16/23)
18	vs. UT Arlington (11/16/23)
2	vs. Texas Southern (11/6/23)
3	three times
6	twice
10	vs. Pepperdine (11/24/23)
11	vs. Rice (11/22/23)
3	twice
4	at New Mexico State (12/15/23)
35	twice

### MW Career Highs

12	at Colorado State (3/3/23)
5	at Air Force (2/10/23)
5	at Colorado State (3/3/23)
9	vs. Wyoming (2/14/23)
1	twice
3	vs. Wyoming (2/14/23)
4	at Air Force (2/10/23)
7	at Air Force (2/10/23)
6	vs. Utah State (3/9/23) <sup>MWTT</sup>
3	vs. Boise State (1/20/23)
3	at Air Force (2/10/23)
27	twice

17.3 PPG | 6.6 APG | 30.9 MPG | 1.9 SPG

### 2023-24 GAME-BY-GAME

Opponent	MP	FG-A	3G-A	FT-A	O-D-T	PF	A	TO	BS	ST	TP
Texas Southern*	25	4-8	2-3	2-2	0-4-4	2	6	1	1	1	12
at Saint Mary's*	29	5-12	1-1	4-6	0-2-2	4	5	2	0	3	15
UT Arlington*	34	11-18	1-3	2-3	1-1-2	3	5	4	1	2	25
vs. Toledo*	35	7-12	0-0	3-4	0-3-3	1	7	3	0	0	17
vs. Rice*	31	8-15	0-1	2-2	1-2-3	1	11	0	0	1	18
vs. Pepperdine*	31	9-14	0-1	6-10	0-1-1	0	7	4	1	2	24
Louisiana Tech*	26	2-8	0-0	4-6	0-5-5	0	4	6	1	1	8
New Mexico State*	27	5-13	0-2	2-7	1-0-1	0	10	0	1	2	12
UC Santa Barbara*	35	9-15	1-1	4-6	0-1-1	2	8	2	2	2	23
vs. Santa Clara*	31	10-14	0-1	2-3	1-5-6	3	4	3	0	3	22
at New Mexico State*	36	6-14	0-1	2-2	1-3-4	2	6	2	0	4	14

\* game started

### SEASON NOTES

- Mountain West Player of the Week (Dec. 11)
- Had 14 points, including the game-winning layup with 20 seconds left, and six assists at New Mexico St. (Dec. 15)
- Had 22 points, six rebounds and four assists vs. Santa Clara (Dec. 9)
- Had 23 points and eight assists vs. UCSB (Dec. 6)
- Double-double with 12 points and 10 assists (no turnovers) vs. New Mexico State (Dec. 2)
- Had 24 points and seven assists vs. Pepperdine (Nov. 24)
- First career double-double with 18 points and a career-high 11 assists (with no turnovers) vs. Rice (Nov. 22)
- Had 17 points and seven assists vs. Toledo (Nov. 21)
- Scored a career-high 25 points, including the game-winning layup with 0.5 left, vs. UT Arlington (Nov. 16)
- 15 points and five assists, at No.23 Saint Mary's (Nov. 9)
- Had 12 points and six assists vs. Texas Southern (Nov. 6)
- Averaged 24.5 points and 5.0 assists per game in the two exhibition wins over CSU Pueblo and NM Highlands

	2023-24	CAREER	STREAK
Double-Doubles	2	2	-
Double Figure Scoring	9	15	4
20-Point Games	4	4	-
10-Assist Games	2	2	-

### CAREER STATISTICS

Year	G-GS	Min-Avg.	FG-FGA	Pct.	3FG-3FGA	Pct.	FT-FTA	Pct.	Off-Def.	Reb-Avg.	PF-DQ	Ast	TO	Blk	Stl	Pts-Avg
2022-23	34-2	629-18.5	69-136	.507	4-19	.211	50-73	.685	10-59	69-2.0	61-1	79	55	25	30	192-5.6
Conf	18-2	319-17.7	31-67	.463	2-13	.154	24-34	.706	4-31	35-1.9	35-1	31	30	10	17	88-4.9
2023-24	11-11	340-30.9	76-143	.531	5-14	.357	33-51	.647	5-27	32-2.9	18-0	73	27	7	21	190-17.3
Conf	--	--	--	--	--	--	--	--	--	--	--	--	--	--	--	--
CAREER	45-13	969-21.5	145-279	.520	9-33	.273	83-124	.669	15-86	101-2.2	79-1	152	82	32	51	382-8.5







Season Highs

Pts	29	vs. UT Arlington (11/16/23)
Reb	3	twice
FG	9	vs. UT Arlington (11/16/23)
FGA	23	vs. UT Arlington (11/16/23)
3FG	2	three times
3FGA	7	vs. Toledo (11/21/23)
FT	9	twice
FTA	13	vs. UT Arlington (11/16/23)
Ast	5	vs. Texas Southern (11/6/23)
Blk	1	vs. Toledo (11/21/23)
Stl	1	at Saint Mary's (11/9/23)
Min	37	vs. UT Arlington (11/16/23)

Career Highs

33	at Nevada (1/23/23)
7	twice
13	at Air Force (2/10/23)
25	vs. Utah State (3/9/23)
4	five times
11	vs. Norfolk State (12/21/21)
10	at Air Force (2/10/23)
13	vs. UT Arlington (11/16/23)
8	vs. Utah State (1/8/22)
1	10 times
4	at Wyoming (1/22/22)
43	twice

MW Career Highs

33	at Nevada (1/23/23)
7	vs. Boise State (1/20/23)
13	at Air Force (2/10/23)
25	vs. Utah State (3/9/23) <sup>MWIT</sup>
4	four times
8	twice
10	at Air Force (2/10/23)
12	twice
8	vs. Utah State (1/8/22)
1	vs. Air Force (2/26/22)
4	at Wyoming (1/22/22)
43	twice

18.2 PPG | 2.0 RPG | 1.6 APG | 30.8 MPG

2023-24 GAME-BY-GAME

Opponent	MP	FG-A	3G-A	FT-A	O-D-T	PF	A	TO	BS	ST	TP
Texas Southern*	27	5-10	2-3	3-4	0-3-3	0	5	0	0	0	15
at Saint Mary's*	33	3-16	1-3	0-0	0-2-2	1	0	3	0	1	7
UT Arlington*	37	9-23	2-5	9-13	0-1-1	0	1	0	0	0	29
vs. Toledo*	35	8-20	2-7	9-11	0-1-1	2	1	1	1	0	27
vs. Rice*	21	3-12	1-3	6-6	0-3-3	0	1	4	0	0	13
vs. Pepperdine					-INJ-						
Louisiana Tech					-INJ-						
New Mexico State					-INJ-						
UC Santa Barbara					-INJ-						
vs. Santa Clara					-INJ-						
at New Mexico State					-INJ-						

\* game started

SEASON NOTES

- Tri-Captain
- Preseason All-Mountain West
- Missed the last six games due to injury
- Scored 27 points vs. Toledo (Nov. 21)
- Season-high 29 points vs. UT Arlington (Nov. 16), including 22 in first half (most by a Lobo since 2015-16)
- Had 15 points and five assists vs. Texas Southern (Nov. 6)
- Averaged 21.5 points and 4.0 rebounds per game in the two exhibition wins over CSU Pueblo and NM Highlands

UNM CAREER RECORD BOOK

	Total	Rank	Up Next
Points:	1,324	17th	Kenny Page (1,387-16th)
FGs:	468	19th	Charlie Thomas (472-18th)

	2023-24	CAREER	STREAK
Double Figure Scoring	4	81	3
20-Point Games	2	33	-
30-Point Games	-	2	-

CAREER STATISTICS

Year	G-GS	Min-Avg.	FG-FGA	Pct.	3FG-3FGA	Pct.	FT-FTA	Pct.	Off-Def.	Reb-Avg.	PF-DQ	Ast	TO	Blk	Stl	Pts-Avg
2020-21 ^	29-8	641-22.1	85-243	.350	24-87	.276	43-54	.796	7-38	45-1.6	42-0	45	30	3	12	237-8.2
Conf	20-6	489-24.5	62-182	.341	9-67	.284	33-40	.825	4-35	39-2.0	33-0	29	24	2	8	176-8.8
2021-22	32-32	1084-33.9	207-484	.428	50-146	.342	118-150	.787	8-79	87-2.7	58-1	67	66	4	19	582-18.2
Conf	17-17	600-35.3	107-260	.412	24-71	.338	69-89	.775	3-45	48-2.8	36-1	36	32	1	11	307-18.1
2022-23	34-34	1145-33.7	233-545	.428	47-123	.382	138-169	.817	10-98	108-3.2	77-0	70	56	2	25	651-19.1
Conf	18-18	630-35.0	134-307	.436	29-73	.397	81-98	.827	5-47	52-2.9	45-0	35	33	0	12	378-21.0
2023-24	5-5	154-30.8	28-81	.346	8-21	.381	27-34	.794	0-10	10-2.0	3-0	8	8	1	1	91-18.2
Conf	--	--	--	--	--	--	--	--	--	--	--	--	--	--	--	--
Total	100-79	3023-30.2	553-1353	.409	129-377	.342	326-407	.801	25-225	250-2.5	180-1	190	160	10	57	1561-15.6
UNM Total	71-71	2383-33.6	468-1110	.422	105-290	.362	284-353	.802	18-187	205-2.9	138-1	145	130	7	45	1324-18.6

^ at Minnesota

Graduate | Guard | 6-0 | 175 | Phoenix, AZ | Shadow Mountain HS [Arizona State]



### Season Highs

Pts	28	vs. New Mexico State (12/2/23)
Reb	6	vs. Louisiana Tech (11/29/23)
FG	9	vs. New Mexico State (12/2/23)
FGA	15	vs. Louisiana Tech (11/29/23)
3FG	5	vs. New Mexico State (12/2/23)
3FGA	6	twice
FT	7	vs. Louisiana Tech (11/29/23)
FTA	9	vs. Louisiana Tech (11/29/23)
Ast	4	four times
Blk	1	vs. Texas Southern (11/6/23)
Stl	6	vs. Santa Clara (12/9/23)
Min	33	vs. Louisiana Tech (11/29/23)

### Career Highs

42	at Air Force (2/5/22)
8	at Air Force (2/5/22)
15	at Air Force (2/5/22)
23	vs. Wyoming (2/15/22)
5	three times
9	three times
12	vs. UNLV (3/5/22)
13	vs. UNLV (3/5/22)
12	vs. San Jose State (1/28/22)
3	twice
8	vs. Grambling State (11/15/21)
47	at Nevada (1/23/23)

### MW Career Highs

42	at Air Force (2/5/22)
8	at Air Force (2/5/22)
15	at Air Force (2/5/22)
23	vs. Wyoming (2/15/22)
5	vs. Colorado State (12/28/22)
9	twice
12	vs. UNLV (3/5/22)
13	vs. UNLV (3/5/22)
12	vs. San Jose State (1/28/22)
3	at Wyoming (12/31/22)
6	twice
47	at Nevada (1/23/23)

13.3 PPG | 3.7 APG | 25.8 MPG | 3.3 SPG

## 2023-24 GAME-BY-GAME

Opponent	MP	FG-A	3G-A	FT-A	O-D-T	PF	A	TO	BS	ST	TP
Texas Southern*	19	1-6	1-3	5-5	0-2-2	2	4	4	1	2	8
at Saint Mary's					-INJ-						
UT Arlington					-INJ-						
vs. Toledo					-INJ-						
vs. Rice					-INJ-						
vs. Pepperdine					-INJ-						
Louisiana Tech*	33	4-15	1-6	7-9	0-6-6	4	4	0	0	2	16
New Mexico State*	26	9-11	5-6	5-5	0-3-3	2	4	1	0	4	28
UC Santa Barbara*	26	2-10	1-5	0-0	0-0-0	3	4	3	0	4	5
vs. Santa Clara*	22	3-12	0-5	3-4	0-1-1	4	3	0	0	6	9
at New Mexico State*	28	4-14	2-4	4-6	4-1-5	3	3	3	0	2	14

\* game started

## SEASON NOTES

- Tri-Captain
- Preseason All-Mountain West
- Scored 14 points at New Mexico State (Dec 15)
- Had 28 points (26 in 1st half-most by a Lobo since 2003) on 9-11 FG (5-6 3FG) vs. New Mexico State (Dec. 2)
- Had 16 points, six rebounds and four assists vs. Louisiana Tech (Nov. 29) after missing five games due to injury
- Had eight points and four assists vs. Texas Southern (Nov. 6)
- Missed both exhibitions due to injury

## UNM CAREER RECORD BOOK

	Total	Rank	Up Next
Points:	1,147	28th	Johnny Brown (1,157-27th)
Assists:	310	17th	Royce Olney (312-16th)
Steals:	174	8th	Charles Smith (178-7th)
FT%	.867	3rd	Anthony Mathis (.880-2nd)

	2023-24	CAREER	STREAK
Double Figure Scoring	3	62	1
20-Point Games	1	21	-
30-Point Games	-	4	-
40-Point Games	-	1	-
Double-Doubles	-	2	-
10-Assist Games	-	2	-

## CAREER STATISTICS

Year	G-GS	Min-Avg.	FG-FGA	Pct.	3FG-3FGA	Pct.	FT-FTA	Pct.	Off-Def.	Reb-Avg.	PF-DQ	Ast	TO	Blk	Stl	Pts-Avg
2019-20 ^	30-0	481-16.0	34-123	.276	16-60	.267	33-43	.767	11-46	57-1.9	52-0	35	25	2	38	117-3.9
Conf	18-0	238-13.2	7-50	.140	4-25	.160	13-20	.650	4-17	21-1.2	28-0	11	9	1	16	31-1.7
2020-21 ^	21-0	393-18.7	40-103	.388	23-59	.390	9-13	.692	4-38	42-2.0	33-0	31	26	0	34	112-5.3
Conf	14-0	275-19.6	30-72	.417	17-42	.405	5-9	.556	2-25	27-1.9	23-0	18	17	0	20	82-5.9
2021-22	31-31	995-32.1	167-403	.414	47-148	.318	144-162	.889	16-97	113-3.6	85-2	139	105	9	68	525-16.9
Conf	17-17	568-33.4	98-228	.430	24-76	.316	77-84	.917	13-59	72-4.2	45-1	74	66	6	39	297-17.5
2022-23	32-32	1008-31.5	170-392	.434	57-151	.377	145-170	.853	14-112	126-3.9	79-2	149	71	20	86	542-16.9
Conf	16-16	533-33.3	91-212	.429	28-80	.350	64-73	.877	7-61	68-4.3	43-2	68	39	9	41	274-17.1
2023-24	6-6	155-25.8	23-68	.338	10-29	.345	24-29	.828	4-13	17-2.8	18-0	22	11	1	20	80-13.3
Conf	--	--	--	--	--	--	--	--	--	--	--	--	--	--	--	--
<b>Total</b>	<b>120-69</b>	<b>3029-25.2</b>	<b>434-1089</b>	<b>.399</b>	<b>153-447</b>	<b>.342</b>	<b>355-417</b>	<b>.851</b>	<b>49-306</b>	<b>355-3.0</b>	<b>267-4</b>	<b>376</b>	<b>238</b>	<b>32</b>	<b>246</b>	<b>1376-11.5</b>
UNM Total	69-69	2158-31.3	360-863	.417	114-328	.348	313-361	.867	34-222	256-3.7	182-4	310	187	30	174	1147-16.6

^ at Arizona State











# #21 SEBASTIAN FORSLING

Junior | Center | 7-0 | 240 | Floda, Sweden | RIG Mark



### Season Highs

Pts	8	vs. Texas Southern (11/6/23)
Reb	3	vs. Texas Southern (11/6/23)
FG	3	vs. Texas Southern (11/6/23)
FGA	3	vs. Texas Southern (11/6/23)
3FG	--	
3FGA	--	
FT	2	vs. Texas Southern (11/6/23)
FTA	2	twice
Ast	2	vs. Rice (11/22/23)
Blk	1	vs. New Mexico State (12/2/23)
Stl	--	
Min	14	vs. New Mexico State (12/2/23)

### Career Highs

8	vs. Texas Southern (11/6/23)
10	vs. Northern New Mexico (2/11/22)
3	twice
5	vs. Denver (12/9/21)
1	vs. Nevada (3/9/22)
1	seven times
5	vs. UTSA (12/10/22)
6	vs. UTSA (12/10/22)
2	three times
3	vs. Wyoming (2/15/22)
1	six times
26	at Colorado State (1/19/22)

### MW Career Highs

6	vs. Nevada (3/9/22) <sup>MWT</sup>
8	vs. Boise State (1/15/22)
2	five times
4	vs. Fresno State (1/25/22)
1	vs. Nevada (3/9/22) <sup>MWT</sup>
1	six times
2	vs. Utah State (1/8/22)
4	vs. Utah State (1/8/22)
2	at Utah State (2/22/22)
3	vs. Wyoming (2/15/22)
1	four times
26	at Colorado State (1/19/22)

1.4 PPG | 0.9 RPG | 6.2 MPG

### 2023-24 GAME-BY-GAME

Opponent	MP	FG-A	3G-A	FT-A	O-D-T	PF	A	TO	BS	ST	TP
Texas Southern	11	3-3	0-0	2-2	0-3-3	1	0	0	0	0	8
at Saint Mary's	8	0-0	0-0	0-0	0-1-1	1	1	1	0	0	0
UT Arlington					-DNP-						
vs. Toledo	1	0-0	0-0	0-0	0-0-0	0	0	0	0	0	0
vs. Rice	9	1-1	0-0	0-1	1-1-2	4	2	0	0	0	2
vs. Pepperdine	4	0-0	0-0	0-0	0-0-0	0	1	0	0	0	0
Louisiana Tech					-DNP-						
New Mexico State	14	1-1	0-0	0-0	0-2-2	2	0	2	1	0	2
UC Santa Barbara	2	0-0	0-0	0-0	0-0-0	1	0	0	0	0	0
vs. Santa Clara	5	0-0	0-0	1-2	0-0-0	1	1	0	0	0	1
at New Mexico State	2	0-0	0-0	0-0	0-0-0	1	1	0	0	0	0

### SEASON NOTES

- Had two points and two rebounds vs. New Mexico State (Dec. 2)
- Had two points, two rebounds and two assists vs. Rice (Nov. 22)
- Scored a career-high eight points (3-3 FG) vs. Texas Southern (Nov. 6)
- Averaged 2.5 rebounds per game in the two exhibition wins over CSU Pueblo and NM Highlands

	2023-24	CAREER	STREAK
10-Rebound Games	-	1	-

### CAREER STATISTICS

Year	G-GS	Min-Avg.	FG-FGA	Pct.	3FG-3FGA	Pct.	FT-FTA	Pct.	Off-Def.	Reb-Avg.	PF-DQ	Ast	TO	Blk	Stl	Pts-Avg
2021-22	27-13	39.1-14.5	24-48	.500	1-7	.143	7-16	.438	34-31	65-2.4	63-2	13	19	9	6	56-2.1
Conf	17-10	27.7-16.3	12-28	.429	0-5	.000	4-10	.400	21-24	45-2.6	47-1	9	15	7	2	28-1.6
2022-23	21-0	13.7-6.5	10-14	.714	0-0	.000	12-15	.800	13-20	33-1.6	28-0	4	8	10	4	32-1.5
Conf	9-0	5.2-5.8	4-5	.800	0-0	.000	0-0	.000	4-6	10-1.1	6-0	1	3	5	2	8-0.9
2023-24	9-0	5.6-6.2	5-5	1.000	0-0	.000	3-5	.600	1-7	8-0.9	11-0	6	3	1	0	13-1.4
Conf	--	--	--	--	--	--	--	--	--	--	--	--	--	--	--	--
<b>Total</b>	<b>57-13</b>	<b>58.3-10.2</b>	<b>39-67</b>	<b>.582</b>	<b>1-7</b>	<b>.143</b>	<b>22-36</b>	<b>.611</b>	<b>48-58</b>	<b>106-1.9</b>	<b>102-2</b>	<b>23</b>	<b>30</b>	<b>20</b>	<b>10</b>	<b>101-1.8</b>





# #22 MUSTAPHA AMZIL

"AHM-see!"

Senior | Forward | 6-9 | 225 | Helsinki, Finland | HBA-Marsky [Dayton]



### Season Highs

Pts	7	vs. New Mexico State (12/2/23)
Reb	4	vs. UT Arlington (11/16/23)
FG	2	three times
FGA	9	vs. Louisiana Tech (11/29/23)
3FG	1	at Saint Mary's (11/9/23)
3FGA	4	vs. UC Santa Barbara (12/6/23)
FT	3	vs. New Mexico State (12/2/23)
FTA	4	vs. New Mexico State (12/2/23)
Ast	2	vs. Santa Clara (12/9/23)
Blk	1	vs. New Mexico State (12/2/23)
Stl	2	twice
Min	22	at Saint Mary's (11/9/23)

### Career Highs

22	vs. La Salle (12/30/20) <sup>UD</sup>
11	at Duquesne (2/2/21) <sup>UD</sup>
9	vs. La Salle (12/30/20) <sup>UD</sup>
14	twice
4	vs. Massachusetts (2/23/22) <sup>UD</sup>
8	at VCU (2/7/23) <sup>UD</sup>
8	vs. Southeastern Louisiana (12/3/22) <sup>UD</sup>
10	twice
8	vs. Alcorn State (12/20/22) <sup>UD</sup>
2	at Duquesne (2/2/21) <sup>UD</sup>
3	twice
42	at Rhode Island (2/16/21) <sup>UD</sup>

### MW Career Highs

--	
--	
--	
--	
--	
--	
--	
--	
--	
--	
--	
--	
--	
--	
--	

2.8 PPG | 1.8 RPG | 16.0 MPG

## 2023-24 GAME-BY-GAME

Opponent	MP	FG-A	3G-A	FT-A	O-D-T	PF	A	TO	BS	ST	TP
Texas Southern*	17	2-6	0-2	0-0	0-1-1	2	0	0	0	0	4
at Saint Mary's*	22	1-4	1-2	2-3	0-2-2	3	0	1	0	1	5
UT Arlington	19	0-2	0-2	0-0	1-3-4	2	0	0	0	0	0
vs. Toledo	18	2-5	0-2	1-2	0-3-3	2	1	3	0	2	5
vs. Rice	14	1-4	0-3	0-0	0-1-1	2	0	0	0	2	2
vs. Pepperdine	11	0-3	0-1	0-0	0-0-0	3	0	1	0	0	0
Louisiana Tech	21	1-9	0-3	1-1	1-2-3	0	0	0	0	1	3
New Mexico State	17	2-4	0-1	3-4	0-1-1	4	1	0	1	0	7
UC Santa Barbara	9	0-6	0-4	0-0	0-2-2	1	0	0	0	0	0
vs. Santa Clara	11	0-2	0-1	2-2	1-0-1	3	2	1	0	1	2
at New Mexico State					-DNP-						

\* game started

## SEASON NOTES

- Season-high seven points vs. New Mexico State (Dec. 2)
- Scored five points vs. Toledo (Nov. 21)
- Had five points at No. 23 Saint Mary's (Nov. 9)
- Scored four points in his UNM debut vs. Texas Southern (Nov. 6)
- Averaged 3.5 points and 2.0 rebounds per game in the two exhibition wins over CSU Pueblo and NM Highlands

	2023-24	CAREER	STREAK
Double-Doubles	-	2	-
Double Figure Scoring	-	36	-
20-Point Games	-	2	-
10-Rebound Games	-	3	-

## CAREER STATISTICS

Year	G-GS	Min-Avg.	FG-FGA	Pct.	3FG-3FGA	Pct.	FT-FTA	Pct.	Off-Def.	Reb-Avg.	PF-DQ	Ast	TO	Blk	Stl	Pts-Avg
2020-21 %	19-15	569-29.9	68-137	.496	26-68	.382	26-34	.765	24-83	107-5.6	45-1	24	31	8	13	188-9.9
Conf	16-14	481-30.1	57-117	.487	24-59	.407	22-29	.759	21-69	90-5.6	35-1	21	26	8	11	160-10.0
2021-22 %	35-1	693-19.8	65-163	.399	28-95	.295	37-51	.725	41-101	142-4.1	57-0	26	37	7	7	195-5.6
Conf	18-1	375-20.8	37-87	.425	14-44	.318	16-24	.667	23-49	72-4.0	27-0	15	16	5	3	104-5.8
2022-23 %	34-19	1006-29.6	103-233	.442	45-123	.366	66-83	.795	40-124	164-4.8	61-0	59	46	10	8	317-9.3
Conf	18-10	513-28.5	55-123	.447	21-54	.389	15-22	.682	15-67	82-4.6	32-0	28	19	9	6	146-8.1
2023-24	10-2	160-16.0	9-45	.200	1-21	.048	9-12	.750	3-15	18-1.8	22-0	4	6	1	7	28-2.8
Conf	--	--	--	--	--	--	--	--	--	--	--	--	--	--	--	--
<b>CAREER</b>	<b>98-38</b>	<b>2425-24.7</b>	<b>245-578</b>	<b>.424</b>	<b>100-307</b>	<b>.326</b>	<b>138-180</b>	<b>.767</b>	<b>108-323</b>	<b>431-4.4</b>	<b>185-1</b>	<b>113</b>	<b>120</b>	<b>26</b>	<b>35</b>	<b>728-7.4</b>

% at Dayton



# #23 NELLY JUNIOR JOSEPH

Senior | Center | 6-10 | 240 | Benin City, Nigeria | NBA Academy Africa [Iona]



### Season Highs

Pts	13	vs. Pepperdine (11/24/23)
Reb	13	at Saint Mary's (11/9/23)
FG	5	three times
FGA	11	at Saint Mary's (11/9/23)
3FG	--	
3FGA	--	
FT	3	three times
FTA	7	at New Mexico State (12/15/23)
Ast	5	vs. Pepperdine (11/24/23)
Blk	4	vs. Louisiana Tech (11/29/23)
Stl	5	at New Mexico State (12/15/23)
Min	29	three times

### Career Highs

28	vs. Harvard (11/13/21) <sup>lona</sup>
17	vs. Manhattan (2/17/23) <sup>lona</sup>
11	twice
16	vs. Marist (3/2/23) <sup>lona</sup>
1	vs. North Alabama (11/20/21) <sup>lona</sup>
1	nine times
10	twice
14	three times
5	twice
6	twice
5	at New Mexico State (12/15/23)
39	vs. Marist (3/11/23) <sup>lona</sup>

### MW Career Highs

--	
--	
--	
--	
--	
--	
--	
--	
--	
--	
--	
--	
--	
--	
--	

8.5 PPG | 7.4 RPG | 24.3 MPG | 1.0 BPG

### 2023-24 GAME-BY-GAME

Opponent	MP	FG-A	3G-A	FT-A	O-D-T	PF	A	TO	BS	ST	TP
Texas Southern*	21	3-9	0-0	2-3	3-2-5	2	0	0	0	2	8
at Saint Mary's*	28	5-11	0-0	1-5	6-7-13	3	1	1	1	0	11
UT Arlington*	22	1-2	0-0	3-4	1-4-5	3	0	0	3	0	5
vs. Toledo*	27	3-9	0-0	2-3	4-6-10	3	2	3	0	0	8
vs. Rice*	21	5-9	0-0	0-0	2-5-7	2	1	1	1	0	10
vs. Pepperdine*	29	5-8	0-0	3-6	4-4-8	2	5	1	0	0	13
Louisiana Tech*	29	4-6	0-0	3-5	4-7-11	4	2	1	4	1	11
New Mexico State*	17	1-2	0-0	2-2	1-1-2	2	1	1	1	0	4
UC Santa Barbara*	27	3-5	0-0	0-0	2-6-8	1	0	3	1	1	6
vs. Santa Clara*	18	3-4	0-0	1-2	1-5-6	4	0	1	0	0	7
at New Mexico State*	29	4-7	0-0	2-7	1-5-6	3	0	2	0	5	10

\* game started

### SEASON NOTES

- Had 10 points, six rebounds and a career-high five steals at New Mexico State (Dec. 15)
- Double-double (11 pts, 11 rebs) and four blocks vs. Louisiana Tech (Nov. 29)
- Had 13 points, eight rebounds and tied a career high with five assists vs. Pepperdine (Nov. 24)
- Had 10 points and seven rebounds vs. Rice (Nov. 22)
- Had eight points and 10 rebounds vs. Toledo (Nov. 21)
- Had 11 points and 13 rebounds at No. 23 Saint Mary's for first double-double as a Lobo (Nov. 9)
- Had eight points and five rebounds in UNM debut vs. Texas Southern (Nov. 6)
- Averaged 4.5 points and 7.0 rebounds per game in the two exhibition wins over CSU Pueblo and NM Highlands

	2023-24	CAREER	STREAK
Double-Doubles	2	36	-
Double Figure Scoring	5	73	1
20-Point Games	-	8	-
10-Rebound Games	3	40	-

### CAREER STATISTICS

Year	G-GS	Min-Avg.	FG-FGA	Pct.	3FG-3FGA	Pct.	FT-FTA	Pct.	Off-Def.	Reb-Avg.	PF-DQ	Ast	TO	Blk	Stl	Pts-Avg
2020-21 %	18-16	499-27.7	81-136	.596	0-1	.000	37-58	.638	51-84	135-7.5	60-4	24	41	29	11	199-11.1
Conf	9-9	232-25.8	44-70	.629	0-1	.000	20-31	.645	23-36	59-6.6	34-3	8	25	14	3	108-12.0
2021-22 %	33-32	939-28.5	160-292	.548	1-3	.333	109-166	.657	108-164	272-8.2	76-0	49	69	62	36	430-13.0
Conf	20-19	540-27.0	92-160	.575	0-2	.000	58-92	.630	60-97	157-7.9	42-0	28	43	36	24	242-12.1
2022-23 %	35-34	1112-31.8	192-349	.550	0-5	.000	136-218	.624	124-202	326-9.3	96-2	39	66	52	42	520-14.9
Conf	20-20	633-31.7	104-200	.520	0-4	.000	90-147	.612	79-130	209-10.5	51-2	21	41	27	22	298-14.9
2023-24	11-11	268-24.3	37-72	.514	0-0	.000	19-37	.514	29-52	81-7.4	29-0	12	14	11	9	93-8.5
Conf	--	--	--	--	--	--	--	--	--	--	--	--	--	--	--	--
<b>CAREER</b>	<b>97-93</b>	<b>2818-29.1</b>	<b>470-849</b>	<b>.554</b>	<b>1-9</b>	<b>.111</b>	<b>301-479</b>	<b>.628</b>	<b>312-502</b>	<b>814-8.4</b>	<b>261-6</b>	<b>124</b>	<b>190</b>	<b>154</b>	<b>98</b>	<b>1242-12.8</b>

% at Iona



**2023-24 New Mexico Men's Basketball  
Extended Season Box Score  
All games**

**Game Records**

Record	Overall	Home	Away	Neutral
ALL GAMES	10-1	5-0	1-1	4-0
CONFERENCE	0-0	0-0	0-0	0-0
NON-CONFERENCE	10-1	5-0	1-1	4-0

**Team Box Score Extended**

No.	Player	GP-GS			Total			3-Point			F-Throw			Rebounds			PF	DQ	A	A/G	TO	TO/G	A/TO	BLK	BLK/G	STL	STL/G	PTS	AVG
		GP	GS	MIN	AVG	FG-FGA	FG%	3FG-3FGA	3FG%	FT-FTA	FT%	OFF	DEF	TOT	AVG	OFF													
5	MASHBURN, JR., Jamal	5-5	153:30	30.7	28-81	.346	8-21	.381	27-34	.794	0	10	10	2.0	3	0	8	1.60	8	1.60	1.00	1	0.20	1	0.20	91	18.2		
2	DENT, Donovan	11-11	340:00	30.9	76-143	.531	5-14	.357	33-51	.647	5	27	32	2.9	18	0	73	6.64	27	2.45	2.70	7	0.64	21	1.91	190	17.3		
10	HOUSE, Jaelen	6-6	154:42	25.8	23-68	.338	10-29	.345	24-29	.828	4	13	17	2.8	18	0	22	3.67	11	1.83	2.00	1	0.17	20	3.33	80	13.3		
15	TOPPIN, JT	11-10	256:54	23.4	62-88	.705	2-8	.250	19-30	.633	34	47	81	7.4	28	2	7	0.64	15	1.36	0.47	18	1.64	14	1.27	145	13.2		
3	WASHINGTON, Tru	11-1	254:12	23.1	42-83	.506	11-24	.458	26-35	.743	13	38	51	4.6	24	0	21	1.91	20	1.82	1.05	2	0.18	18	1.64	121	11.0		
23	JOSEPH, Nelly	11-11	267:47	24.3	37-72	.514	0-0	.000	19-37	.514	29	52	81	7.4	29	0	12	1.09	14	1.27	0.86	11	1.00	9	0.82	93	8.5		
0	BAKER JR., Jemarl	11-9	245:04	22.3	28-56	.500	20-45	.444	6-7	.857	1	22	23	2.1	19	0	21	1.91	4	0.36	5.25	1	0.09	5	0.45	82	7.5		
12	MUSHILA, Isaac	10-0	130:21	13.0	9-26	.346	3-8	.375	12-20	.600	16	27	43	4.3	12	0	5	0.50	4	0.40	1.25	1	0.10	3	0.30	33	3.3		
11	WEBB, Quinton	11-0	128:23	11.7	14-26	.538	5-15	.333	1-4	.250	3	19	22	2.0	20	0	1	0.09	5	0.45	0.20	1	0.09	8	0.73	34	3.1		
1	APPELLHANS, Braden	8-0	53:21	6.7	7-19	.368	6-15	.400	4-4	1.000	1	4	5	0.6	4	0	1	0.13	4	0.50	0.25	0	0.00	2	0.25	24	3.0		
22	AMZIL, Mustapha	10-2	160:11	16.0	9-45	.200	1-21	.048	9-12	.750	3	15	18	1.8	22	0	4	0.40	6	0.60	0.67	1	0.10	7	0.70	28	2.8		
21	FORSLING, Sebastian	9-0	55:35	6.2	5-5	1.000	0-0	.000	3-5	.600	1	7	8	0.9	11	0	6	0.67	3	0.33	2.00	1	0.11	0	0.00	13	1.4		
<b>Total</b>		<b>11</b>	<b>2200</b>		<b>340-712</b>	<b>.478</b>	<b>71-200</b>	<b>.355</b>	<b>183-268</b>	<b>.683</b>	<b>141</b>	<b>303</b>	<b>444</b>	<b>40.4</b>	<b>208</b>	<b>2</b>	<b>181</b>	<b>16.45</b>	<b>123</b>	<b>11.18</b>	<b>1.47</b>	<b>45</b>	<b>4.09</b>	<b>108</b>	<b>9.82</b>	<b>934</b>	<b>84.9</b>		
<b>Opponents</b>		<b>11</b>	<b>2200</b>		<b>255-629</b>	<b>.405</b>	<b>72-225</b>	<b>.320</b>	<b>172-234</b>	<b>.735</b>	<b>103</b>	<b>273</b>	<b>376</b>	<b>34.2</b>	<b>221</b>	<b>6</b>	<b>131</b>	<b>11.91</b>	<b>182</b>	<b>16.55</b>	<b>0.72</b>	<b>43</b>	<b>3.91</b>	<b>64</b>	<b>5.82</b>	<b>754</b>	<b>68.5</b>		

**Score by Periods**

Team	1st	2nd	OT	TOT
New Mexico	465	469	0	934
Opponents	345	409	0	754



**2023-24 New Mexico Men's Basketball  
Team Game-by-Game  
All games**

Opponent	Date	Score	W	Total		3-Pointers		Free throws		Rebounds										
				FG-FGA	PCT	3FG-3FGA	PCT	FT-FTA	PCT	OFF	DEF	TOT	AVG	PF	A	TO	BLK	STL	PTS	AVG
Texas Southern	11/06/2023	92-55	W	30-67	.448	10-23	.435	22-27	.815	13	40	53	53.0	17	20	9	5	9	92	92.0
at Saint Mary's (CA)	11/09/2023	58-72	L	23-62	.371	4-12	.333	8-15	.533	14	23	37	45.0	21	10	13	2	8	58	75.0
UT Arlington	11/16/2023	82-80	W	30-69	.435	4-19	.211	18-26	.692	14	22	36	42.0	18	8	8	6	4	82	77.3
vs Toledo	11/21/2023	92-84	W	34-68	.500	3-13	.231	21-27	.778	15	28	43	42.3	19	20	15	2	8	92	81.0
vs Rice	11/22/2023	90-56	W	36-71	.507	5-18	.278	13-15	.867	11	31	42	42.2	16	18	7	5	7	90	82.8
vs Pepperdine	11/24/2023	90-71	W	34-60	.567	5-14	.357	17-30	.567	8	32	40	41.8	14	19	11	3	9	90	84.0
Louisiana Tech	11/29/2023	74-65	W	25-66	.379	9-24	.375	15-22	.682	15	32	47	42.6	20	16	9	8	8	74	82.6
New Mexico St.	12/02/2023	106-62	W	32-53	.604	14-25	.560	28-41	.683	9	22	31	41.1	24	24	7	5	10	106	85.5
UC Santa Barbara	12/06/2023	84-61	W	35-68	.515	7-22	.318	7-10	.700	11	30	41	41.1	17	19	13	6	13	84	85.3
vs Santa Clara	12/09/2023	93-76	W	33-64	.516	4-16	.250	23-33	.697	15	22	37	40.7	25	12	15	2	18	93	86.1
at New Mexico St.	12/15/2023	73-72	W	28-64	.438	6-14	.429	11-22	.500	16	21	37	40.4	17	15	16	1	14	73	84.9
<b>Total</b>		<b>934</b>		<b>340-712</b>	<b>.478</b>	<b>71-200</b>	<b>.355</b>	<b>183-268</b>	<b>.683</b>	<b>141</b>	<b>303</b>	<b>444</b>	<b>40.4</b>	<b>208</b>	<b>181</b>	<b>123</b>	<b>45</b>	<b>108</b>	<b>934</b>	<b>84.9</b>
Opponents		754		255-629	.405	72-225	.320	172-234	.735	103	273	376	34.2	221	131	182	43	64	754	68.5

**New Mexico Averages**

Games Played	Points/game	FG Pct	3FG Pct	FT Pct	Rebounds/game	Assists/game	Turnovers/game	Assist/Turnover ratio	Steals/game	Blocks/game
11	84.9	47.8	35.5	68.3	40.4	16.5	11.2	1.5	9.8	4.1





**2023-24 New Mexico Men's Basketball  
Opponents Game-by-Game  
All games**

Opponent	Date	Score	W	Total		3-Pointers		Free throws		Rebounds				PF	A	TO	BLK	STL	PTS	AVG
				FG-FGA	PCT	3FG-3FGA	PCT	FT-FTA	PCT	OFF	DEF	TOT	AVG							
Texas Southern	11/06/2023	92-55	W	20-68	.294	5-24	.208	10-19	.526	11	26	37	37.0	20	9	12	9	5	55	55.0
at Saint Mary's (CA)	11/09/2023	58-72	L	25-55	.455	6-17	.353	16-25	.640	14	27	41	39.0	18	13	13	6	8	72	63.5
UT Arlington	11/16/2023	82-80	W	30-65	.462	5-23	.217	15-20	.750	15	30	45	41.0	24	11	14	2	3	80	69.0
vs Toledo	11/21/2023	92-84	W	29-57	.509	8-18	.444	18-24	.750	2	23	25	37.0	25	18	17	3	6	84	72.8
vs Rice	11/22/2023	90-56	W	18-53	.340	7-28	.250	13-18	.722	5	25	30	35.6	13	11	17	3	5	56	69.4
vs Pepperdine	11/24/2023	90-71	W	25-64	.391	12-24	.500	9-11	.818	8	24	32	35.0	19	16	15	0	8	71	69.7
Louisiana Tech	11/29/2023	74-65	W	21-59	.356	8-19	.421	15-21	.714	10	29	39	35.6	19	8	11	6	5	65	69.0
New Mexico St.	12/02/2023	106-62	W	19-48	.396	3-18	.167	21-28	.750	11	22	33	35.3	29	8	17	3	5	62	68.1
UC Santa Barbara	12/06/2023	84-61	W	21-58	.362	3-17	.176	16-19	.842	9	24	33	35.0	12	11	19	3	4	61	67.3
vs Santa Clara	12/09/2023	93-76	W	22-51	.431	6-17	.353	26-30	.867	9	22	31	34.6	23	16	26	4	5	76	68.2
at New Mexico St.	12/15/2023	73-72	W	25-51	.490	9-20	.450	13-19	.684	9	21	30	34.2	19	10	21	4	10	72	68.5
<b>Total</b>		<b>754</b>		<b>255-629</b>	<b>.405</b>	<b>72-225</b>	<b>.320</b>	<b>172-234</b>	<b>.735</b>	<b>103</b>	<b>273</b>	<b>376</b>	<b>34.2</b>	<b>221</b>	<b>131</b>	<b>182</b>	<b>43</b>	<b>64</b>	<b>754</b>	<b>68.5</b>
New Mexico		934		340-712	.478	71-200	.355	183-268	.683	141	303	444	40.4	208	181	123	45	108	934	84.9

**Opponents Averages**

Games Played	Points/game	FG Pct	3FG Pct	FT Pct	Rebounds/game	Assists/game	Turnovers/game	Assist/Turnover ratio	Steals/game	Blocks/game
11	68.5	40.5	32.0	73.5	34.2	11.9	16.5	0.7	5.8	3.9



**2023-24 New Mexico Men's Basketball**  
**Points-rebounds-assists**  
**All games**

Opponent	Date	Score	0	1	2	3	5	10	11	12	15	21	22
			BAKER JR.,	APPELHANS,	DENT,DONOV	WASHINGTON	WASHBURN,	HOUSE,JAEL	WEBB,QUINT	MUSHILA,IS	TOPPIN,JT	FORSLING,S	SAMZIL,MUST
Texas Southern	11/06/2023	92-55	W	5-2-2	11-3-0	12-4-6	6-6-2	15-3-5	8-2-4	4-4-0	11-9-0	8-3-0	4-1-0
at Saint Mary's (CA)	11/09/2023	58-72	L	2-3-2	0-0-0	15-2-5	5-2-1	7-2-0	DNP	5-1-0	8-6-0	0-1-1	5-2-0
UT Arlington	11/16/2023	82-80	W	3-1-2	DNP	25-2-5	5-3-0	29-1-1	DNP	0-1-0	15-10-0	DNP	0-4-0
vs Toledo	11/21/2023	92-84	W	0-3-2	DNP	17-3-7	8-2-2	27-1-1	DNP	0-2-1	27-11-3	0-0-0	5-3-1
vs Rice	11/22/2023	90-56	W	6-3-2	0-0-0	18-3-11	14-6-0	13-3-1	DNP	7-2-0	13-6-1	2-2-2	2-1-0
vs Pepperdine	11/24/2023	90-71	W	14-3-2	2-0-0	24-1-7	19-12-0	DNP	DNP	5-3-0	11-8-2	0-0-1	0-0-0
Louisiana Tech	11/29/2023	74-65	W	18-3-2	0-1-1	8-5-4	10-4-3	DNP	16-6-4	0-2-0	8-7-0	DNP	3-3-0
New Mexico St.	12/02/2023	106-62	W	6-0-2	8-0-0	12-1-10	21-5-6	DNP	28-3-4	7-3-0	5-3-0	2-2-0	7-1-1
UC Santa Barbara	12/06/2023	84-61	W	8-1-2	3-1-0	23-1-8	17-6-4	DNP	5-0-4	4-3-0	18-4-1	0-0-0	0-2-0
vs Santa Clara	12/09/2023	93-76	W	17-0-1	0-0-0	22-6-4	11-4-1	DNP	9-1-3	2-1-0	11-6-0	1-0-1	2-1-2
at New Mexico St.	12/15/2023	73-72	W	3-4-2	DNP	14-4-6	5-1-2	DNP	14-5-3	0-0-0	18-11-0	0-0-1	DNP

Opponent	Date	Score	23
			JOSEPH,NEL
Texas Southern	11/06/2023	92-55	W
at Saint Mary's (CA)	11/09/2023	58-72	L
UT Arlington	11/16/2023	82-80	W
vs Toledo	11/21/2023	92-84	W
vs Rice	11/22/2023	90-56	W
vs Pepperdine	11/24/2023	90-71	W
Louisiana Tech	11/29/2023	74-65	W
New Mexico St.	12/02/2023	106-62	W
UC Santa Barbara	12/06/2023	84-61	W
vs Santa Clara	12/09/2023	93-76	W
at New Mexico St.	12/15/2023	73-72	W



## 2023-24 New Mexico Men's Basketball Combined Team Statistics All games

### Game Records

Record	Overall	Home	Away	Neutral
ALL GAMES	10-1	5-0	1-1	4-0
CONFERENCE	0-0	0-0	0-0	0-0
NON-CONFERENCE	10-1	5-0	1-1	4-0

### Score by Periods

Team	1st	2nd	OT	TOT
New Mexico	465	469	0	934
Opponents	345	409	0	754

### Team Box Score

No.	Player	Total			3-Point			F-Throw		Rebounds				Other				PTS	AVG			
		GP-GS	MIN	AVG	FG-FGA	FG%	3FG-3FGA	3FG%	FT-FTA	FT%	OFF	DEF	TOT	AVG	PF	DQ	A			TO	BLK	STL
5	MASHBURN, JR., Jamal	5-5	153:30	30.7	28-81	.346	8-21	.381	27-34	.794	0	10	10	2.0	3	0	8	8	1	1	91	18.2
2	DENT, Donovan	11-11	340:00	30.9	76-143	.531	5-14	.357	33-51	.647	5	27	32	2.9	18	0	73	27	7	21	190	17.3
10	HOUSE, Jaelen	6-6	154:42	25.8	23-68	.338	10-29	.345	24-29	.828	4	13	17	2.8	18	0	22	11	1	20	80	13.3
15	TOPPIN, JT	11-10	256:54	23.4	62-88	.705	2-8	.250	19-30	.633	34	47	81	7.4	28	2	7	15	18	14	145	13.2
3	WASHINGTON, Tru	11-1	254:12	23.1	42-83	.506	11-24	.458	26-35	.743	13	38	51	4.6	24	0	21	20	2	18	121	11.0
23	JOSEPH, Nelly	11-11	267:47	24.3	37-72	.514	0-0	.000	19-37	.514	29	52	81	7.4	29	0	12	14	11	9	93	8.5
0	BAKER JR., Jemarl	11-9	245:04	22.3	28-56	.500	20-45	.444	6-7	.857	1	22	23	2.1	19	0	21	4	1	5	82	7.5
12	MUSHILA, Isaac	10-0	130:21	13.0	9-26	.346	3-8	.375	12-20	.600	16	27	43	4.3	12	0	5	4	1	3	33	3.3
11	WEBB, Quinton	11-0	128:23	11.7	14-26	.538	5-15	.333	1-4	.250	3	19	22	2.0	20	0	1	5	1	8	34	3.1
1	APPELHANS, Braden	8-0	53:21	6.7	7-19	.368	6-15	.400	4-4	1.000	1	4	5	0.6	4	0	1	4	0	2	24	3.0
22	AMZIL, Mustapha	10-2	160:11	16.0	9-45	.200	1-21	.048	9-12	.750	3	15	18	1.8	22	0	4	6	1	7	28	2.8
21	FORSLING, Sebastian	9-0	55:35	6.2	5-5	1.000	0-0	.000	3-5	.600	1	7	8	0.9	11	0	6	3	1	0	13	1.4
Team											31	22	53					2				
<b>Total</b>		<b>11</b>	<b>2200</b>		<b>340-712</b>	<b>.478</b>	<b>71-200</b>	<b>.355</b>	<b>183-268</b>	<b>.683</b>	<b>141</b>	<b>303</b>	<b>444</b>	<b>40.4</b>	<b>208</b>	<b>2</b>	<b>181</b>	<b>123</b>	<b>45</b>	<b>108</b>	<b>934</b>	<b>84.9</b>
<b>Opponents</b>		<b>11</b>	<b>2200</b>		<b>255-629</b>	<b>.405</b>	<b>72-225</b>	<b>.320</b>	<b>172-234</b>	<b>.735</b>	<b>103</b>	<b>273</b>	<b>376</b>	<b>34.2</b>	<b>221</b>	<b>6</b>	<b>131</b>	<b>182</b>	<b>43</b>	<b>64</b>	<b>754</b>	<b>68.5</b>

### Team Statistics

	UNM	OPP
<b>Scoring</b>	<b>934</b>	<b>754</b>
Points per game	84.9	68.5
Scoring margin	+16.4	-
<b>Field goals-att</b>	<b>340-712</b>	<b>255-629</b>
Field goal pct	.478	.405
<b>3 point fg-att</b>	<b>71-200</b>	<b>72-225</b>
3-point FG pct	.355	.320
3-pt FG made per game	6.5	6.5
<b>Free throws-att</b>	<b>183-268</b>	<b>172-234</b>
Free throw pct	.683	.735
F-Throws made per game	16.6	15.6
<b>Rebounds</b>	<b>444</b>	<b>376</b>
Rebounds per game	40.4	34.2
Rebounding margin	+6.2	-
<b>Assists</b>	<b>181</b>	<b>131</b>
Assists per game	16.5	11.9
<b>Turnovers</b>	<b>123</b>	<b>182</b>
Turnovers per game	11.2	16.5
Turnover margin	+5.4	-
Assist/turnover ratio	1.5	0.7
<b>Steals</b>	<b>108</b>	<b>64</b>
Steals per game	9.8	5.8
<b>Blocks</b>	<b>45</b>	<b>43</b>
Blocks per game	4.1	3.9
<b>Winning streak</b>	<b>9</b>	<b>-</b>
Home win streak	5	-
<b>Attendance</b>	<b>57552</b>	<b>8682</b>
Home games-Avg/Game	5-11510	2-4341
Neutral site-Avg/Game	-	4-1056

### Team Results

Date	Opponent		Score	Att.
11/06/2023	Texas Southern	W	92-55	11106
11/09/2023	at Saint Mary's (CA)	L	58-72	3500
11/16/2023	UT Arlington	W	82-80	10484
11/21/2023	vs Toledo	W	92-84	1007
11/22/2023	vs Rice	W	90-56	1634
11/24/2023	vs Pepperdine	W	90-71	1584
11/29/2023	Louisiana Tech	W	74-65	10216
12/02/2023	New Mexico St.	W	106-62	15435
12/06/2023	UC Santa Barbara	W	84-61	10311
12/09/2023	vs Santa Clara	W	93-76	0
12/15/2023	at New Mexico St.	W	73-72	5182