



# NEW MEXICO LOBOS

## 2023-24 MEN'S BASKETBALL

X @ UNMLoboMBB | #GoLobos | GoLobos.com

### SCHEDULE/RESULTS

#### OCTOBER

26 CSU PUEBLO (ex) W, 83-65

#### NOVEMBER

1 NM HIGHLANDS (ex) W, 86-73  
6 TEXAS SOUTHERN W, 92-55  
9 at #23 Saint Mary's L, 58-72  
16 UT ARLINGTON W, 82-80  
21 vs. Toledo ^ W, 92-84  
22 vs. Rice ^ W, 90-56  
24 vs. Pepperdine ^ W, 90-71  
29 LOUISIANA TECH W, 74-65

#### DECEMBER

2 NEW MEXICO STATE W, 106-62  
6 UC SANTA BARBARA W, 84-61  
9 vs. Santa Clara & BallerTV 3:00  
15 at New Mexico State CBSSN 7:00  
20 UC IRVINE MWN 7:00  
29 EASTERN NEW MEXICO MWN 7:00

#### JANUARY

2 at Colorado State \* FS1 8:30  
6 WYOMING \* CBSSN 8:00  
9 at UNLV \* FS1 8:30  
13 SAN DIEGO STATE \* CBS 11a/12p  
16 UTAH STATE \* FS1 8:30  
20 at Air Force \* CBSSN 2:00  
24 at San Jose State \* CBSSN 9:00  
28 NEVADA \* FS1 8:00  
31 BOISE STATE \* FS1 8:30

#### FEBRUARY

6 at Wyoming \* MWN 6:30  
10 UNLV \* CBSSN 6:00  
13 at Nevada \* CBSSN 9:00  
16 at San Diego State \* FS1 8:00  
21 COLORADO STATE \* CBSSN 8:00  
24 AIR FORCE \* CBSSN 2:00

#### MARCH

2 at Boise State \* CBSSN 6:00  
6 FRESNO STATE \* FS1 8:30  
9 at Utah State \* CBSSN 6:30  
13-16 at Mountain West Tournament %

All Times MT and subject to change

\* Mountain West Game

^ Ball Dawgs Classic (Henderson, Nev.)

& Jack Jones Classic (Henderson, Nev.)

% Las Vegas, Nev.

### COMMUNICATIONS

Steve Kirkland - Men's Basketball Contact

(434) 825-5241 cell  
kirkland@unm.edu email

X @skirkland14

### GAME #10 | DECEMBER 9 | DOLLAR LOAN CENTER | HENDERSON, NV

NEW MEXICO LOBOS VS. SANTA CLARA BRONCOS  
8-1 (0-0 MW) 7-2 (0-0 WCC)

Head Coach: Richard Pitino (Providence '05)  
Overall Record: 202-169 (12th)  
UNM Record: 43-32 (3rd)  
vs. SCU: 1-0 (1-0 Minnesota)



Head Coach: Herb Sendek (Carnegie Mellon '85)  
Overall Record: 540-391 (30th)  
SCU Record: 127-96 (8th)  
vs. UNM: 0-2 (0-2 ASU)

NET: 32

KenPom: 36

NET: 118

KenPom: 137

BALLER TV

Play-by-Play: Chris Sylvester  
Analyst: Mark French

96.3 NEWS RADIO  
KKOB

Play-by-Play: Robert Portnoy  
Analyst: Hunter Greene

#### THE OPENING TIP

- ▶ The Lobos travel to Las Vegas for their fourth game of the year at the Dollar Loan Center, where they won three games last month in the Ball Dawgs Classic
- ▶ New Mexico is looking for a win in the Jack Jones Classic for the second straight year (defeated San Francisco in last year's event at Mandalay Bay)
- ▶ Over the first 360 minutes of the season, UNM has played just 15:04 with both All-Mountain West guards Jamal Mashburn, Jr. and Jaelen House on the court
- ▶ UNM has held 5 straight opponents to below 40% FG (longest streak since '14-15)
- ▶ New Mexico has won three straight MW Freshman of the Week awards (Tru Washington this week, JT Toppin the previous two weeks)

#### SERIES HISTORY

Overall: 4-3  
Neutral: 0-2 (0-0 Henderson)  
Streak: L1

#### LAST 5 SERIES GAMES

11/24/11 N<sup>Anaheim</sup> L, 76-79 (ot)  
11/13/04 H W, 93-59  
3/16/89 H W, 91-76  
11/25/83 N<sup>Alaska</sup> L, 50-54  
12/19/70 H W, 91-62

### POSSIBLE STARTERS



**0 JEMARL BAKER, JR.**  
G | 6-5 / 200 | Grad. | Menifee, Calif.

6.9 ppg | 2.1 rpg | 2.0 apg | 21.3 mpg | 41% 3FG

- ▶ 7th season of college basketball (2nd oldest active player in Division I)
- ▶ 18 points (6-9 3FG) vs. La Tech
- ▶ 14-28 3FG last five games



**2 DONOVAN DENT**  
G | 6-2 / 175 | So. | Riverside, Calif.

17.1 ppg | 2.4 rpg | 7.0 apg | 30.3 mpg | 1.6 spg

- ▶ Career-high 25 points vs. UT Arlington
- ▶ 2 double-doubles (Rice/NMSU)
- ▶ Only Division I player this season with multiple 10+ assist/0 turnover games



**10 JAELEN HOUSE**  
G | 6-0 / 175 | Grad. | Phoenix, Ariz.

14.3 ppg | 2.8 rpg | 4.0 apg | 26.3 mpg | 3.0 spg

- ▶ Preseason All-Mountain West
- ▶ 9th in UNM history w/166 career steals
- ▶ Season-high 28 points (26 in 1st half) vs. New Mexico State



**15 JT TOPPIN**  
F | 6-9 / 220 | Fr. | Dallas, Texas

12.9 ppg | 7.1 rpg | 1.8 bpg | 22.5 mpg | 74 FG%

- ▶ First Lobo freshman ever to have consecutive double-doubles (UTA, Toledo)
- ▶ Two-time MW Freshman of the Week
- ▶ 2023 Texas Class 4A Player of the Year



**23 NELLY JUNIOR JOSEPH**  
C | 6-10 / 240 | Sr.\* | Benin City, Nigeria

8.4 ppg | 7.7 rpg | 1.2 bpg | 24.5 mpg | 49% FG

- ▶ 11 pts & 13 rebs for 1st double-double as a Lobo at Saint Mary's
- ▶ Two-time 1st Team All-MAAC at Iona
- ▶ 36 career doubles

### KEY RESERVES

No.	Pos.	Name	Yr.	Ht. / Wt.	PPG	RPG	Of Note
5	G	Jamal Mashburn, Jr.	Sr.*	6-2 / 195	18.2	2.0	Preseason All-Mountain West
3	G	Tru Washington	Fr.	6-4 / 200	11.7	5.1	Reigning MW Freshman of the Week
11	G	Quinton Webb	R-Fr.	6-6 / 205	3.6	2.3	Career-high 7 points vs. Rice & NMSU
1	G	Braden Appelhans	R-Fr.	6-7 / 195	3.4	0.7	More pts in opener (11) than all last yr (10)
22	F	Mustapha Amzil	Sr.*	6-9 / 225	2.9	1.9	100 career 3-pointers
21	C	Sebastian Forsling	Jr.	7-0 / 240	1.7	1.1	Career-high eight pts vs. Texas Southern
12	F	Isaac Mushila	Grad.	6-5 / 210	1.6	3.8	1st Team All-Southland at TAMU-CC

\* has a super senior year available due to COVID

## RICHARD PITINO



### 3rd Season at New Mexico

#### COACHING RECORD

Year	School	Overall	Conf.
2013	FIU	18-14	11-9
2014	Minnesota	25-13	8-10
2015	Minnesota	18-15	6-12
2016	Minnesota	8-23	2-16
2017	Minnesota	24-10	11-7
2018	Minnesota	15-17	4-14
2019	Minnesota	22-14	9-11
2020	Minnesota	15-16	8-12
2021	Minnesota	14-15	6-14
2022	New Mexico	13-19	5-12
2023	New Mexico	22-12	8-10
2024	New Mexico	8-1	0-0

**TOTALS** 202-169 78-127

#### NOTABLE

- Took UNM to the NIT in his second season, the Lobos' first postseason appearance in nine years
- Led Minnesota to the 2014 NIT Championship
- Led Minnesota to two NCAA Tournament appearances
- 2017 Big Ten Coach of the Year
- 2017 NABC District 7 Coach of the Year
- 18 wins over ranked teams in eight seasons at Minnesota
- Led FIU to 10-win improvement and first winning seasons in 12 years in 2012-13 in first season as a head coach
- Five NCAA appearances in seven years as an assistant coach
- While on his father's staff at Louisville, the Cardinals reached the 2012 Final Four, the Elite Eight in 2008 and 2009 and won two Big East Championships
- While on Billy Donovan's staff at Florida, the Gators reached the Elite Eight in 2011 and won one SEC Regular Season Title

#### PITINO vs. 2023-24 OPPONENTS

Air Force	3-1	(3-1 UNM)
Boise State	1-2	(1-2 UNM)
Colorado St	1-3	(1-3 UNM)
Eastern NM	first meeting	
Fresno St	1-3	(1-3 UNM)
Louisiana Tech	1-0	(1-0 UNM)
Nevada	0-4	(0-4 UNM)
New Mexico State	2-1	(2-1 UNM)
Pepperdine	1-0	(1-0 UNM)
Rice	1-0	(1-0 UNM)
Saint Mary's	2-1	(1-0 Minnesota/1-1 UNM)
San Diego St	1-2	(1-2 UNM)
San Jose St	3-1	(3-1 UNM)
<b>Santa Clara</b>	<b>1-0</b>	<b>(1-0 Minnesota)</b>
Texas Southern	2-0	(1-0 FIU/1-0 UNM)
Toledo	1-0	(1-0 UNM)
UC Irvine	first meeting	
UC Santa Barbara	1-0	(1-0 UNM)
UNLV	1-2	(1-2 UNM)
UT Arlington	2-0	(1-0 UNM/1-0 Minnesota)
Utah State	0-4	(0-4 UNM)
Wyoming	3-2	(3-2 UNM)

#### SIN CITY REGULARS

- The Jack Jones Classic marks the fourth of at least six games in Las Vegas for the Lobos this season (three in Ball Dawgs Classic, vs. Santa Clara in Jack Jones Classic, at UNLV, Mountain West Tournament)
- New Mexico is playing four games at the Dollar Loan Center this season, a venue UNM hasn't played in before this season
- The four games at the Dollar Loan Center ties the school record for most regular-season games in a non-home venue in a season (also played four regular season games in two venues during the 2020-21 season when COVID forced UNM to play all games outside the state of New Mexico - Rip Griffin Center in Lubbock, TX & Clune Arena at the Air Force Academy)

#### SERIES HISTORY

- New Mexico leads 4-3 all-time, Santa Clara has won both previous neutral site meetings
- The teams last met in 2011-12, a 79-76 Bronco overtime victory in the opening round of the 76 Classic in Anaheim
- UNM's last win in the series came in 2004-05 in the NABC Classic at The Pit by a 93-59 score

#### AGAINST WCC

- Today's game is the Lobos' third of three this season against a team from the WCC (lost at Saint Mary's, win vs. Pepperdine in the Ball Dawgs Classic [also at the Dollar Loan Center])
- The Lobos are 3-1 against WCC teams under Richard Pitino, having won at Saint Mary's last year,

#### LAST TIME OUT

- New Mexico downed Big West preseason favorite UC Santa Barbara 84-61 on Wednesday at The Pit
- Donovan Dent had 23 points and eight assists to lead UNM
- JT Toppin had 18 points on 8-9 FGs, including his first two career 3-pointers
- Tru Washington scored all 17 of his points in the second half

#### 15 MINUTES (AND 4 SECONDS) OF FAME

- New Mexico's two preseason All-Mountain West guards Jaelen House and Jamal Mashburn, Jr. have missed a combined nine games due to injury this season (House-5, Mashburn-4)
- The duo has only been on the floor together for a total of 15:04 this season (all in the season-opener vs. Texas Southern)
- The win over Pepperdine on Nov. 24 marked the first game of the Pitino era without either House or Mashburn on the floor

#### KEEP IT UNDER 40

- New Mexico has held its last five opponents under 40% from the floor, its longest such streak since a five-game stretch from Nov. 30-Dec. 17, 2014
- The Lobos haven't had a six-game stretch of holding opponents under 40% FG shooting since the final 10 games of the 2013-14 season
- UNM has won 17 straight (dating back to Boise State in 2021) when holding opponents under 40% FG

#### THE KIDS ARE ALRIGHT

- New Mexico is one of three teams in the nation with multiple true freshmen averaging double figure scoring (Kentucky-4, New Mexico, VMI) as JT Toppin is at 12.9 ppg and Tru Washington is at 11.7 ppg
- Only six UNM true freshmen have ever finished a season averaging double figure scoring, the last coming in 2010-11 (Kendall Williams)
- Toppin became the first ever Lobo freshman to post consecutive double-doubles with his performances against UT Arlington and Toledo in November
- Toppin (twice) and Washington (once) have combined to win three Mountain West Freshman of the Week honors this season

UNM TRUE FRESHMEN TO AVERAGE DOUBLE FIGURES	
Kenny Thomas (1995-96)	14.7
<b>JT Toppin (2023-24)</b>	<b>12.9</b>
<b>Tru Washington (2023-24)</b>	<b>11.7</b>
Kendall Williams (2010-11)	11.6
Michael Johnson (1979-80)	10.6
Clayton Shields (1994-95)	10.5
John Robinson II (1998-99)	10.2
Charles Smith (1993-94)	10.1

## MEDIA SCHEDULE

DEC. 9 Saturday	DEC. 10 Sunday	DEC. 11 Monday	DEC. 12 Tuesday	DEC. 13 Wednesday	DEC. 14 Thursday	DEC. 15 Friday
GAMEDAY vs. Santa Clara 2:00 pm PT				INTERVIEWS 12:30 pm		GAMEDAY at NMSU 7:00 pm
				LOBO TALK 5-6 pm		

## RANKINGS

### ASSOCIATED PRESS (12/4)

1	Arizona (59)	7-0	1571
2	Kansas (1)	7-1	1460
3	Houston (3)	8-0	1432
4	Purdue	7-1	1407
5	UConn	7-1	1340
6	Baylor	8-0	1234
7	Gonzaga	6-1	1146
8	Marquette	6-2	1134
9	North Carolina	7-1	1004
10	Creighton	7-1	921
11	Florida Atlantic	7-1	901
12	Texas	6-1	763
13	<b>Colorado State</b>	<b>8-0</b>	<b>755</b>
14	BYU	7-0	732
15	Miami	6-1	638
16	Kentucky	6-2	544
17	Tennessee	4-3	509
18	James Madison	8-0	381
19	Oklahoma	7-0	355
20	Illinois	6-1	322
21	Texas A&M	6-2	306
22	Duke	5-3	296
23	Wisconsin	6-2	245
24	Clemson	7-0	227
25	<b>San Diego State</b>	<b>7-1</b>	<b>168</b>

Others receiving votes: Virginia 148, Ohio State 122, TCU 87, Northwestern 77, Alabama 50, Michigan State 46, Princeton 35, UCLA 23, Cincinnati 21, Ole Miss 15, Arkansas 14, Providence 13, South Carolina 9, Villanova 8, Memphis 5, Colorado 5, **Nevada 4**, Georgia Tech 2

### COACHES (12/4)

1	Arizona (26)	7-0	792
2	Houston (5)	8-0	742
3	Kansas (1)	7-1	738
4	Purdue	7-1	706
5	UConn	7-1	668
6	Baylor	8-0	630
7	Marquette	6-2	583
8	Gonzaga	6-1	579
9	Florida Atlantic	7-1	477
10	North Carolina	7-1	476
11	Creighton	7-1	475
12	<b>Colorado State</b>	<b>8-0</b>	<b>376</b>
13	Tennessee	4-3	352
	BYU	7-0	352
15	Miami	6-1	263
16	Texas	6-1	252
17	Kentucky	6-2	229
18	Illinois	6-1	207
19	Texas A&M	6-2	194
20	Clemson	7-0	180
21	Duke	5-3	175
22	Oklahoma	7-0	136
23	Virginia	7-1	134
24	James Madison	8-0	132
25	Ohio State	7-1	101

Others receiving votes: Wisconsin 66, Alabama 55, TCU 53, Michigan State 42, Princeton 38, **San Diego State 34**, Northwestern 24, Ole Miss 23, Iowa State 23, Auburn 21, UCLA 17, **Nevada 13**, Memphis 9, Cincinnati 8, Florida State 8, Utah 5, Villanova 5, USC 5, Mississippi State 2

### 2023-24 Opponents in Bold

## DENT DISHING IT OUT

- Donovan Dent is the only player in the nation with multiple games this season with 10 or more assists and no turnovers
- His two games of 10 assists/0 turnovers are tied for the most in a career by a Lobo (Marlon Parmer & Darrell McGee), but accomplished the feat in fewer career games
- He had a career-high 11 assists (and no turnovers) against Rice in the Ball Dawgs Classic on Nov. 22, the second-most assists in a zero turnover game in UNM history (T-most against a Division I opponent)
- He had 10 assists (and no turnovers) in the win over New Mexico State at The Pit on Dec. 2

## YOU AREN'T ROBBING THE HOUSE, THE HOUSE IS ROBBING YOU

- Jaelen House has 12 steals in his four games this season, including his 17th game at UNM with at least four steals against UC Santa Barbara
- His 98 steals over the past two seasons ranks fifth nationally
- He enters tonight's game 9th on UNM's career steals list with 166

## FOUR FOR 500

- New Mexico is the only team in the nation to have four players on their roster who scored at least 500 points last season (Jamal Mashburn, Jr. and Jaelen House return, Nelly Junior Joseph and Isaac Mushila scored 500+ last year at their previous schools)
- UNM is one of three schools nationally to return two 500+ scorers from their roster last season, joining Creighton (Trey Alexander, Ryan Kalkbrenner) and North Carolina (Armando Bacot, RJ Davis)
- The Lobos are one of 11 schools nationally to add a pair of 500+ scoring transfers to their roster this season (Alabama, Florida, Illinois, Kansas, LSU, South Carolina, St. John's, TCU, Tennessee, Xavier), and the only one outside of a power conference

## TOPPIN HISTORIC DOUBLE-DOUBLES

- JT Toppin became the first Lobo freshman to post consecutive double-doubles with his performances against UT Arlington (15p/10r) and Toledo (27p/11r)
- He became the first Lobo true freshman to post a double-double since Hugh Greenwood had 10 points and 10 rebounds in a win at Boise State in 2011-12
- He is just the fifth Lobo freshman to have multiple double-doubles in a season, joining Kenny Thomas (7 in 1995-96), Mark Walters (2 in 2002-03), John Robinson II (2 in 1998-99, both points/assists) and Alan Dolensky (2 in 1980-81)

## DOUBLE-DOUBLES

- Four Lobos have already posted double-doubles this season (JT Toppin-2, Nelly Junior Joseph-2, Donovan Dent-2 & Tru Washington)
- The four players with a double-double is second most in the nation (Morehead State-5)
- Last season only three Lobos had a double-double (Morris Udeze, Josiah Allick, Jaelen House)
- Nelly Junior Joseph has 21 double-doubles over the past two seasons, the seventh most nationally

## NATIONAL LEADERS

- JT Toppin ranks second nationally in field goal percentage at 74.2% and is the only freshman in the nation ranking in the top 15
- Donovan Dent ranks seventh nationally in assists per game at 7.0
- JT Toppin ranks 61st nationally in blocks (6th among freshman nationally) at 1.78 per game

## UNM CAREER GAMES WITH 10 ASSISTS/0 TURNOVERS

2	<b>Donovan Dent</b> (2023-pres./42 games)
2	Marlon Parmer (2000-02/82 games)
2	Darrell McGee (1987-90/137 games)
1	Six tied

## MOST STEALS SINCE 2022-23

126	Arturo Dean (Flu)
118	Kellen Tynes (Maine)
120	Javon Bennett (Merrimack/Dayton)
101	Tamin Lipsey (Iowa State)
98	<b>Jaelen House</b> (New Mexico)

## MOST 500pt SCORERS FROM '23

UNM	4 (House, Mashburn, Joseph*, Mushila*)
Creighton	3 (Alexander, Kalkbrenner, Ashworth*)
Illinois	3 (Shannon, Domask*, Harmon*)
St. John's	3 (Soriano, Dingle*, Jenkins*)

\* scored 500+ last season at another school

## NCAA MOST DOUBLE-DOUBLES OVER LAST TWO SEASONS

34	Zach Edey (Purdue)
29	Joel Soriano (St. John's)
25	Enrique Freeman (Akron)
24	Dillon Jones (Weber State)
24	Armando Bacot (North Carolina)
22	Lassina Traore (Long Beach State)
21	<b>Nelly Junior Joseph</b> (UNM/Iona)

## QUICK FACTS

### THE UNIVERSITY OF NEW MEXICO

Location	Albuquerque, N.M.
Founded	1889 by Territorial Legislature
Enrollment	21,982
Nickname	Lobos
Colors	Cherry (PMS 200) & Silver (PMS 428)
Conference	Mountain West
National Affiliation	NCAA Division I

President	Dr. Garnett S. Stokes
Director of Athletics	Eddie Nuñez
Deputy A.D.	Dave Williams
Facility	The Pit
Capacity	15,411
Age	Built in 1966 (Renovated in 2009-10)

## DOUBLE TIME

### DOUBLE-DOUBLES

	2023-24	CAREER	STREAK
Nelly Junior Joseph	2	36	-
JT Toppin	2	2	-
Donovan Dent	2	2	-
Tru Washington	1	1	-
Isaac Mushila	-	27	-
Jaelen House	-	2	-
Mustapha Amzil	-	2	-

### DOUBLE FIGURE POINTS

	2023-24	CAREER	STREAK
Donovan Dent	8	14	2
JT Toppin	6	6	1
Tru Washington	5	5	5
Jamal Mashburn, Jr.	4	81%	3
Nelly Junior Joseph	4	72%	-
Jemarl Baker, Jr.	2	30%	-
Jaelen House	2	61%	-
Braden Appelhans	1	1	-
Mustapha Amzil	-	36%	-
Isaac Mushila	-	27%	-

### DOUBLE FIGURE REBOUNDS

	2023-24	CAREER	STREAK
Nelly Junior Joseph	3	40	-
JT Toppin	2	2	-
Tru Washington	1	1	-
Isaac Mushila	-	31	-
Mustapha Amzil	-	3	-
Sebastian Forsling	-	1	-

## BIG TIME GAMES

### 20-POINT GAMES

	2023-24	CAREER	STREAK
Donovan Dent	3	3	3
Jamal Mashburn, Jr.	2	33	-
Jaelen House	1	21%	-
JT Toppin	1	1	-
Tru Washington	1	1	-
Isaac Mushila	-	16	-
Nelly Junior Joseph	-	8	-
Jemarl Baker, Jr.	-	7	-
Mustapha Amzil	-	2	-

### 30-POINT GAMES (40 Point Games)

	2023-24	CAREER	STREAK
Jaelen House	-	4 (1)	-
Jamal Mashburn, Jr.	-	2	-
Jemarl Baker, Jr.	-	2 (1)	-

### 10-ASSIST GAMES

	2023-24	CAREER	STREAK
Donovan Dent	2	2	-
Jaelen House	-	2	-

% Career totals include games at previous schools (NCAA Division I)

## COUNT IT, AND ONE!

### AND ONES...

	2023-24	CAREER <sup>A</sup>
JT Toppin	5	5
Tru Washington	3	3
Jemarl Baker, Jr.	2	2
Jaelen House	1	25
Jamal Mashburn, Jr.	1	24
Donovan Dent	1	5
Nelly Junior Joseph	1	1
Mustapha Amzil	1	1
Sebastian Forsling	-	1

<sup>A</sup> made FG while fouled, followed by a made FT | <sup>A</sup> UNM career only

### EXPERIENCED BAKER

- At age 25, Jemarl Baker, Jr. is the second-oldest player in Division I basketball this season (trails only BYU's Spencer Johnson)
- Now in his seventh season of collegiate basketball (first year with the Lobos after two years each at Kentucky, Arizona and Fresno State), the Dollar Loan Center was the 47th different arena that Baker has played a game in during his career
- Baker will have a chance to play 50 career arenas before the Lobos' regular season is complete (adding the the Pan-American Center at NM State; Provident Credit Union Events Center at San Jose State and Viejas Arena at San Diego State)

### CAPTAINS NAMED

- Jamal Mashburn, Jr., Jaelen House and Jemarl Baker, Jr. were selected as the captains for the 2023-24 Lobos
- Mashburn is serving as captain for the third consecutive year, while House and Baker are captains for the first time in their career

### HISTORIC SEASON-OPENING WIN

- New Mexico's 92-55 season-opening win over reigning SWAC Champion Texas Southern made history
- It was the third-largest margin of victory over the past decade for a season-opening win against a team coming off a NCAA Tournament appearance (trailing only a 42-point win by Baylor in 2015-16 over Stephen F. Austin and a 40-point win by Villanova over Mount St. Mary's in 2021-22)
- It was UNM's largest margin of victory in a season opener against a Division I opponent since a 92-40 win over New Orleans in the 2011-12 opener
- The 37-point win was the Lobos' largest against a Division I opponent in any game since an 83-43 win over Arkansas-Pine Bluff in December of 2016

### LOBOS PICKED THIRD IN MOUNTAIN WEST

- New Mexico was picked third in the preseason Mountain West poll
- It was the Lobos' highest projected finish since 2019-20 (when they were also selected third)
- San Diego State was picked to win the league, followed by Boise State, New Mexico, Nevada, Colorado State, UNLV, San Jose State, Fresno State, Utah State, Wyoming and Air Force

### PRESEASON ACCOLADES

- New Mexico had two players selected to the preseason All-Mountain West team as Jamal Mashburn, Jr. and Jaelen House were honored
- UNM was the only team to have two selections on the five-player team
- It was the first time two Lobos were selected preseason All-Mountain West since 2016-17, when Elijah Brown and Tim Williams were both honored
- Last season, Mashburn was a first-team All-Mountain West selection by the coaches and House was a first-team All-Mountain West selection by the media

### ON THE AIR

- New Mexico will play at least 18 games this season on national television
- 17 of UNM's 18 Mountain West games are televised, meaning 35 of the last 36 conference games have been on TV (2nd most in the conference)
- The Jan. 13 game against San Diego State is on CBS, marking the first regular-season network television broadcast of Lobo basketball since hosting UNLV on CBS in 2011-12

### LOBOS SIGN TWO

- New Mexico signed two players during the November signing period for the class of 2024
- Kayde Dotson, a guard from Beaumont, Texas, and Jovan Milicevic, a forward from Toronto, Ont. (playing high school basketball in Arizona), are both ranked among the top 250 players in the class

### UP NEXT

- New Mexico will travel to Las Cruces on Friday for the second matchup of the year of the Rio Grande Rivalry with New Mexico State
- The Lobos defeated the Aggies 106-62 in the first matchup at The Pit on Dec. 2, the second-largest margin of victory ever in the series
- Game-time is 7 p.m. and the game will air on CBSSN and the Lobo Radio Network

### OLDEST PLAYERS IN DIVISION I

Spencer Johnson (BYU)	Sept. 3, 1997
<b>Jemarl Baker Jr. (UNM)</b>	June 12, 1998
Jalen Jordan (MTSU)	June 19, 1998
Trevin Knell (BYU)	Sept. 26, 1998
Michael Hueitt, Jr. (Pitt)	Oct. 2, 1998

### BIGGEST SEASON-OPENING WIN vs. NCAA TEAM (since 2014-15)

Baylor 97, SFA 55 <sup>(15-16)</sup>
Nova 91, Mt. St. Mary's 51 <sup>(21-22)</sup>
<b>UNM 92, TX Southern 55 <sup>(23-24)</sup></b>
Texas 85, North Dakota St 50 <sup>(14-15)</sup>
SFA 96, NC Central 64 <sup>(19-20)</sup>
S.Carolina 81, Holy Cross 49 <sup>(16-17)</sup>



# 2023-24 LOBO BASKETBALL

## 2023-24 ROSTER

NO.	PLAYER	PRONUNCIATION	POS.	YR.	HT.	HOMETOWN	SOCIAL	
0	JEMARL BAKER, JR.	jamal	G	Grad,	6-5	Menifee, CA	X @jearlbakerjr	📷 jearlbakerjr
1	BRADEN APPELHANS	apple-hans	G	R-Fr.	6-7	Blue Springs, MO	X @AppelhansBraden	📷 bradenappelhans1
2	DONOVAN DENT		G	So.	6-2	Riverside, CA	X @Donovandent1	📷 donovandent2
3	TRU WASHINGTON		G	Fr.	6-4	Phoenix, AZ	X @washington_tru	📷 truwashington
5	JAMAL MASHBURN, JR.		G	Sr.*	6-2	Miami, FL	X @its_jaymashjr	📷 jamashburn1
10	JAELEN HOUSE		G	Grad.	6-0	Phoenix, AZ	X @jaelenhouse10	📷 jaelenhouse
11	QUINTON WEBB		G	R-Fr.	6-6	San Bernardino, CA	X @quintonwebb5	📷 quintonwebb11
12	ISAAC MUSHILA	moo-SHE-la	F	Grad.	6-5	Lubumbashi, DR Congo	X @ike_mushila	📷 ike_m12
15	JT TOPPIN		F	Fr.	6-9	Dallas, Texas	X @JToppin5	📷 j1izzle
20	DERAJE AGBAOSI	derr-ah-ZHAY ag-BOW-see	F	Jr.	6-7	Union, NJ		📷 _deraje
21	SEBASTIAN FORSLING		C	Jr.	7-0	Floda, Sweden	X @SebastianForsl5	📷 forsling_sebastian
22	MUSTAPHA AMZIL	AHM-seel	F	Sr.*	6-9	Helsinki, Finland	X @CantStaphMe	📷 mustaphaamzil
23	NELLY JUNIOR JOSEPH		F	Sr.*	6-10	Benin City, Nigeria	X @eazynelz	📷 eazynelz
24	SHANE DOUMA-SANCHEZ	DUE-ma	G	Fr.	6-1	Laguna Pueblo, NM	X @ds32_shaneshane	📷 saucy_shaneshane

\* has a super senior year available due to COVID

Head Coach	Richard Pitino	3rd Season / Providence, 2005
Assistant Coach	Isaac Chew	3rd Season / Avila, 1999
Assistant Coach	Tarvish Felton	2nd Season / Southern Utah, 1999
Assistant Coach	Aaron Katsuma	1st Season / Minnesota, 2014
Special Assistant to the Head Coach	Dave Pilipovich	3rd Season / Thiel, 1986
Strength & Conditioning Coach	Matthew Flores	3rd Season / Arizona State, 2012
Video Coordinator	Danny Walters	2nd Season / Texas A&M, 2020
Administrative Assistant	Peyton Stephens	3rd Season / Texas A&M, 2019
Sports Medicine	Ben Felz	2nd Season / Eastern Kentucky, 2009
Communications	Steve Kirkland	3rd Season / Penn State, 2001

## THE LAST TIME

### A NEW MEXICO PLAYER...

- **Scored 30 points:** Jamal Mashburn, Jr. (31) at San Jose State (2/17/23)
- **Scored 35 points:** Jaelen House (42) at Air Force (2/5/22)
- **Scored 40 points:** Jaelen House (42) at Air Force (2/5/22)
- **Two players with 20 points:** Jaelen House (28) and Tru Washington (21), vs. New Mexico State (12/2/23)
- **Two players with 25 points:** Jamal Mashburn, Jr. (27) and JT Toppin (27), vs. Toledo (11/21/23)
- **Three players with 20 points:** Corey Manigault (28), Zane Martin (23) & Vance Jackson (20) vs. Wyoming (2/8/20)
- **20-point game off the bench:** Tru Washington (21) vs. New Mexico State (12/2/23)
- **20-points in one half:** Jaelen House (26<sup>1</sup>) vs. New Mexico State (12/2/23)
- **A player with back-to-back 30-point games:** Ruben Douglas (2/24/03-3/1/03)
- **One player scored in double figures:** at Air Force (2/24/21)
- **No players scored in double figures:** at Boise State (12/23/20)
- **Five players scored in double figures:** vs. Pepperdine (11/24/23)
- **All five starters scored in double figures:** vs. Pepperdine (11/24/23)
- **Six players scored in double figures:** Wyoming (1/19/19)
- **Had 15 rebounds:** Morris Udeze (19) vs. Utah Valley (3/15/23) *NIT*
- **Had 20 rebounds:** Carlton Bragg (20) at Wyoming (3/9/19)
- **Two players with 10 rebounds:** JT Toppin (11) & Nelly Junior Joseph (10) vs. Toledo (11/21/23)
- **Double-Double:** Donovan Dent vs. New Mexico State (12/2/23)
- **Two players had a double-double:** Morris Udeze & Jaelen House at Nevada (1/23/23)
- **Three players had a double-double:** Corey Manigault, Zane Martin & Vance Jackson (20) vs. Wyoming (2/8/20)
- **Double-Double with points and assists:** Donovan Dent vs. New Mexico State (12/2/23)
- **Four Double-Doubles in a row:** Morris Udeze (1/7/23-1/17/23)
- **Triple-Double:** Luc Longley vs. Penn State (3/28/90) *NIT*
- **20 points and 20 rebounds:** Carlton Bragg (22/20) at Wyoming (3/9/19)
- **10 assists:** Donovan Dent (10) vs. Donovan Dent (12/2/23)
- **5 Blocked Shots:** Joe Furstinger (5) vs. Boise State (2/18/17)
- **5 Steals:** Tru Washington (5) vs. Pepperdine (11/24/23)
- **Led UNM in Points, Rebounds and Assists:** Makuach Malauch at Fresno State (1/30/21)
- **Hit a last second shot to win a game (1.0 or later):** Donovan Dent vs. UT Arlington (11/16/23), layup with 0.5 left to win 82-80
- **Played the entire game:** Jaelen House at Air Force (2/5/22)
- **Played 40 or more minutes:** Four players at Nevada (2ot) (1/23/23)

### NEW MEXICO TEAM...

- **Won in Overtime:** 81-79 vs. Boise State (1/20/23)
- **Lost in Overtime:** 94-97 at Nevada (2ot) (1/23/23)
- **Played Two Overtimes:** L, 94-97 (2ot) at Nevada (1/23/23)
- **Played Three Overtimes:** W, 104-99 (3ot) vs. Fresno State (3/8/96) *WACT*
- **Shot 70 percent for a Half:** 73.3 (22-30)<sup>2</sup>, vs. Houston Baptist (12/22/19)
- **Shot 60 percent in a Game:** 60.4 (32-53) vs. New Mexico State (12/2/23)
- **Shot less than 30 percent in a Game:** 26.8 (15-56) vs. Utah State (1/6/21)
- **Shot 90 percent from the free throw line:** 95.0 (19-20) vs. N. Colorado (11/27/22)
- **Shot 50 percent from 3-point line:** 56.0 (14-25) vs. New Mexico State (12/2/23)
- **Shot less than 30 percent in a half:** 27.6 (8-29)<sup>1</sup>, vs. Air Force (2/26/22)
- **Shot less than 20 percent in a half:** 19.2 (5-26)<sup>1</sup>, vs. Utah State (1/6/21)
- **Shot 55 percent or better and lost:** 59.6 (31-52) vs. New Mexico State (11/17/18)
- **Attempted 50 FTs:** 52 at UTEP (1/2/08)
- **Made 30 FTs:** 36 vs. UTSA (12/10/22)
- **Made 10 3-pt FGs:** 14, vs. New Mexico State (12/2/23)
- **Failed to make a 3-pt FG:** vs. Washington State (12/25/15)
- **Had 50 rebounds:** 53, vs. Texas Southern (11/6/23)
- **Had 25 assists:** 26, vs. San Jose State (1/23/21)
- **Had 15 steals:** 17, vs. McNeese (11/16/19)
- **Had 10 blocks:** 14, vs. Prairie View A&M (12/20/22)
- **Scored 50 pts in a half:** 51<sup>2</sup>, vs. New Mexico State (12/2/23)
- **Scored 60 pts in a half:** 61<sup>2</sup>, vs. Houston Baptist (12/22/19)
- **Scored 100 pts (MW):** 108, at Colorado State (2/28/18)
- **Scored 100 pts (non-conf):** 106, vs. New Mexico State (12/2/23)
- **Scored under 20 pts in 1st half:** 19, at Fresno State (1/28/21)
- **Scored under 20 pts in 2nd half:** 18, at UNLV (1/18/21)
- **Scored under 50 pts in a game:** 46, at UNLV (1/18/21)
- **Never trailed:** vs. Pepperdine (11/24/23)

### AN OPPOSING PLAYER...

- **Scored 30 points:** Justin Harmon (32), Utah Valley (3/15/23) *NIT*
- **Scored 35 points:** Hunter Maldonado (36), Wyoming (3/8/23) *MWT*
- **Scored 40 points:** Jordan Caroline (45), Nevada (1/7/17)
- **Two players with 20 points:** Dante Maddox, Jr (23) & Ra'Heim Moss (22), Toledo (11/21/23)
- **Two players with 25 points:** Graham Ike (29) & Hunter Maldonado (25), at Wyoming (1/22/22)
- **Three players with 20 points:** Will Baker (28), Jarod Lucas (22) & Kenan Blackshear (20), at Nevada (1/13/23)
- **20-point game off the bench:** Max Rice (22), Boise State (12/23/20)
- **One player scored in double figures:** San Jose State (1/17/23)
- **No players scored in double figures:** ULM (12/13/14)
- **Five players scored in double figures:** UNLV (1/7/23)
- **All five starters scored in double figures:** Utah State (1/8/22)
- **Six players scored in double figures:** Utah State (1/8/22)
- **Had 15 rebounds:** Graham Ike (15), at Wyoming (1/22/22)
- **Had 20 rebounds:** Ryan Watkins (22), Boise State (1/21/14)
- **Two players with 10 rebounds:** Aziz Bandaogo (11) & Tim Fuller (10), Utah Valley (3/15/23) *NIT*
- **Double-Double:** Michael Ajayi, Pepperdine (11/24/23)
- **Two players had a double-double:** Shemar Wilson & DaJuan Gordon, UT Arlington (11/16/23)
- **Double-Double with points and assists:** Isaiah Stevens, at Colorado State (3/3/23)
- **Triple-Double:** Omari Moore, at San Jose State (2/20/22)
- **10 assists:** Isaiah Stevens (13), at Colorado State (3/3/23)
- **5 Blocked Shots:** Neemias Queta (5), Utah State (1/6/21)
- **5 Steals:** Kenan Blackshear (5), at Nevada (1/23/23)
- **Hit a last second shot to win a game (1.0 or later):** Lamont Butler, San Diego State (2/25/23), three-pointer as time expired to win 73-71

### OPPOSING TEAM...

- **Shot 70 percent for a Half:** 73.1 (19-26)<sup>2</sup>, at Air Force (2/10/23)
- **Shot 60 percent in a Game:** 66.0 (35-53) at Air Force (2/10/23)
- **Shot less than 30 percent in a Game:** 29.4 (20-68), Texas Southern (11/6/23)
- **Shot 90 percent from the free throw line:** 92.9 (13-14), Wyoming (2/14/23)
- **Shot 50 percent from 3-point line:** 50.0 (12-24), Pepperdine (11/24/23)
- **Shot less than 30 percent in a half:** 28.0 (7-25)<sup>2</sup>, UC Santa Barbara (12/6/23)
- **Shot less than 20 percent in a half:** 18.5 (5-27)<sup>1</sup>, at Fresno State (1/28/21)
- **Shot 55 percent or better and lost:** 57.8 (37-64) at Wyoming (2/20/18)
- **Attempted 50 FTs:** 50, New Mexico State (12/11/82)
- **Made 30 FTs:** 35, Utah State (3/14/19)
- **Made 10 3-pt FGs:** 12, Pepperdine (11/24/23)
- **Failed to make a 3-pt FG:** New Mexico State (12/16/15)
- **Had 50 rebounds:** 52, Boise State (1/15/22)
- **Had 25 assists:** 27, at Colorado State (3/3/21)
- **Had 15 steals:** 15, UAB (11/25/21)
- **Had 10 blocks:** 10, Utah State (1/6/21)
- **Scored 50 pts in a half:** 52<sup>2</sup>, Toledo (11/21/23)
- **Scored 60 pts in a half:** 61<sup>2</sup>, at Wyoming (2/20/18)
- **Scored 100 pts (MW):** 105, at Colorado State (1/15/20)
- **Scored 100 pts (non-conf):** 100, at New Mexico State (12/4/18)
- **Scored under 20 pts in 1st half:** 19, at Fresno State (1/28/21)
- **Scored under 20 pts in 2nd half:** 19, New Mexico State (12/3/14)
- **Scored under 50 pts in a game:** 46, Northern New Mexico (2/11/22)
- **Never trailed:** at Saint Mary's (11/9/23)

## UPDATED CAREER RECORD BOOK

### CAREER SCORING LEADERS

Rk.	Player	Years	Points
1.	Charles Smith	1994-97	1,993
2.	Kenny Thomas	1996-99	1,931
3.	Lamont Long	1997-00	1,840
4.	Clayton Shields	1995-98	1,837
5.	Kendall Williams	2011-14	1,813
6.	Ruben Douglas	2001-03	1,782
7.	Luc Longley	1988-91	1,769
8.	Hunter Greene	1984-88	1,745
9.	Rob Robbins	1988-91	1,739
10.	Willie Long	1969-71	1,542
11.	Mel Daniels	1965-67	1,537
12.	Phil Smith	1981-84	1,477
13.	Kelvin Scarborough	1984-87	1,469
14.	Dairese Gary	2008-11	1,458
15.	Willie Banks	1989-92	1,394
16.	Kenny Page	1980-81	1,387
17.	<b>Jamal Mashburn, Jr.</b>	<b>2022-pres.</b>	<b>1,324</b>
18.	Makuach Maluach	2018-21	1,308
19.	Francis Grant	1960-62	1,282
20.	Elijah Brown	2016-17	1,276
21.	Tony Danridge	2005-09	1,260
22.	Marvin Johnson	1977-78	1,246
23.	Cameron Bairstow	2011-14	1,239
24.	Mark Walters	2003-06	1,200
25.	Roman Martinez	2007-10	1,159
26.	Charlie Thomas	1988-89	1,158
27.	Johnny Brown	1985-86	1,157
28.	Phillip McDonald	2009-12	1,146
29.	David Chiotti	2003-06	1,145
30.	<b>Jaalen House</b>	<b>2022-pres.</b>	<b>1,124</b>
31.	Ike Williams	1991-93	1,086
32.	Chad Toppert	2006-09	1,067
33.	Ira Harge	1963-64	1,016
34.	Rob Loeffel	1986-89	1,011
35.	Alex Kirk	2011-14	1,010
	Ron Becker	1968-70	1,010
37.	Hugh Greenwood	2012-15	1,006

### CAREER FT% LEADERS (min 150 attempts)

Rk.	Player	Years	FT-FTA	Avg.
1.	Rob Robbins	1988-91	309-348	.888
2.	Anthony Mathis	2016-19	168-191	.880
3.	<b>Jaalen House</b>	<b>2022-pres.</b>	<b>306-351</b>	<b>.872</b>
4.	Elijah Brown	2016-17	399-475	.840
5.	Tommy Roberts	1971-73	188-225	.836
6.	Ruben Douglas	2001-03	488-588	.830
7.	Greg Brown	1993-94	168-204	.824
8.	Tony Snell	2011-13	165-201	.821
9.	Ron Nelson	1967-68	156-191	.817
10.	Bob Martin	1956-58	170-210	.810
11.	Chad Toppert	2006-09	139-172	.808
12.	Pat King	1973-75	130-161	.807
13.	Dan Darrow	1951-53	162-202	.802
	Jamaal Smith	2007-08	158-197	.802
	Marlow White	1994-95	178-222	.802
	<b>Jamal Mashburn, Jr.</b>	<b>2022-pres.</b>	<b>283-353</b>	<b>.802</b>
17.	Mike Lucero	1962-64	192-241	.797
	Damion Walker	1999-00	244-306	.797
19.	Skip Kruzich	1963-65	195-245	.796
20.	Russ Nystedt	1952-54	159-200	.795

### CAREER ASSIST LEADERS

Rk.	Player	Years	Assists
1.	Darrell McGee	1987-90	684
2.	Phil Smith	1981-84	630
3.	Kendall Williams	2011-14	617
4.	Kelvin Scarborough	1984-87	574
5.	Dairese Gary	2008-11	564
6.	Petie Gibson	1969-71	560
7.	David Gibson	1995-98	460
8.	Willie Banks	1989-92	419
9.	Marlon Parmer	2000-02	384
10.	Hugh Greenwood	2012-15	372
11.	Charles Smith	1994-97	358
12.	Hunter Greene	1984-88	354
13.	Mike Winters	1984-87	351
14.	Rob Robbins	1988-91	350
15.	Luc Longley	1988-91	317
16.	Royce Olney	1995-98	312
17.	<b>Jaalen House</b>	<b>2022-pres.</b>	<b>304</b>
18.	Lamont Long	1997-00	301
19.	Russell Saunders	1978-79	271
20.	Mark Walters	2003-06	269

### CAREER STEAL LEADERS

Rk.	Player	Years	Steals
1.	Kelvin Scarborough	1984-87	235
2.	Hunter Greene	1984-88	203
3.	Phil Smith	1981-84	197
4.	Kendall Williams	2011-14	186
5.	Lamont Long	1997-00	184
6.	Willie Banks	1989-92	182
7.	Charles Smith	1994-97	178
8.	Darrell McGee	1987-90	168
9.	<b>Jaalen House</b>	<b>2022-pres.</b>	<b>166</b>
10.	Dairese Gary	2008-11	162
11.	Mark Walters	2003-06	153
12.	Hugh Greenwood	2012-15	149
13.	David Gibson	1995-98	145
14.	Alan Dolensky	1981-84	142
15.	Roman Martinez	2007-10	136

### CAREER FREE THROW LEADERS

Rk.	Player	Years	FTs
1.	Kendall Williams	2011-14	556
2.	Phil Smith	1981-84	547
3.	Dairese Gary	2008-11	537
4.	Kenny Thomas	1996-99	534
5.	Ruben Douglas	2001-03	488
6.	Kelvin Scarborough	1984-87	441
7.	Willie Long	1969-71	422
8.	Cameron Bairstow	2011-14	401
9.	Elijah Brown	2016-17	399
	Lamont Long	1997-00	399
11.	Luc Longley	1988-91	377
12.	Hunter Greene	1984-88	359
13.	Mel Daniels	1965-67	349
14.	Toby Roybal	1953-56	319
15.	Ron Becker	1968-70	317
16.	Charles Smith	1994-97	312
17.	Rob Robbins	1988-91	309
18.	<b>Jaalen House</b>	<b>2022-pres.</b>	<b>306</b>
19.	Willie Banks	1989-92	298
20.	Danny Granger	2004-05	287

### CAREER FIELD GOAL LEADERS

Rk.	Player	Years	FGs
1.	Charles Smith	1994-97	737
2.	Luc Longley	1988-91	696
3.	Kenny Thomas	1996-99	666
4.	Hunter Greene	1984-88	650
5.	Lamont Long	1997-00	647
6.	Clayton Shields	1995-98	641
7.	Mel Daniels	1965-67	594
8.	Rob Robbins	1988-91	583
9.	Willie Banks	1969-71	560
10.	Kenny Page	1980-81	553
11.	Ruben Douglas	2001-03	538
12.	Kendall Williams	2011-14	526
13.	Willie Banks	1989-92	509
	Francis Grant	1960-62	509
15.	Kelvin Scarborough	1984-87	499
16.	Marvin Johnson	1977-78	490
17.	Tony Danridge	2005-09	485
18.	Charlie Thomas	1988-89	472
19.	<b>Jamal Mashburn, Jr.</b>	<b>2022-pres.</b>	<b>468</b>
20.	Makuach Maluach	2018-21	467



# 2023-24 LOBO BASKETBALL

## NEW MEXICO 92 TEXAS SOUTHERN 55

GAME #1  
Nov. 6, 2023  
The Pit (11,106)  
Albuquerque, NM

TXSO (0-1)	FG	3FG	FT	O-D-T	PF	TP	A	TO	BS	S	MP
1 Hunter*	1-3	0-0	0-0	2-3-5	4	2	1	2	3	0	16
2 Young*	1-1	0-0	2-2	2-0-2	1	4	1	0	0	1	19
3 Henry*	3-14	1-5	0-0	0-3-3	2	7	0	4	0	1	24
11 Cisse*	3-15	1-4	4-7	2-0-2	2	11	4	2	0	1	29
32 Farooq*	2-5	2-2	0-0	1-5-6	1	6	0	1	1	0	21
0 Granger	1-4	0-1	1-3	2-3-5	1	3	1	0	3	1	19
4 Craig	0-0	0-0	0-0	0-0-0	0	0	0	0	0	0	2
5 Wysinger	4-12	0-6	2-4	0-5-5	2	10	1	1	0	0	20
7 Stroud	0-5	0-2	0-0	0-0-0	0	0	1	0	0	0	13
8 O'Neal	3-3	1-1	1-3	0-2-2	2	8	0	0	0	1	17
25 Carter	2-6	0-3	0-0	1-2-3	5	4	0	2	2	0	20
TEAM				1-3-4							
Totals	20-68	5-24	10-19	11-26-37	20	55	9	12	9	5	200
UNM (1-0)	FG	3FG	FT	O-D-T	PF	TP	A	TO	BS	S	MP
22 Amzil*	2-6	0-2	0-0	0-1-1	2	4	0	0	0	0	17
23 Joseph*	3-9	0-0	2-3	3-2-5	2	8	0	0	0	2	21
2 Dent*	4-8	2-3	2-2	0-4-4	2	12	6	1	1	1	25
5 Mashburn*	5-10	2-3	3-4	0-3-3	0	15	5	0	0	0	27
10 House*	1-6	1-3	5-5	0-2-2	2	8	4	4	1	2	19
0 Baker*	2-3	1-2	0-0	0-2-2	0	5	2	0	0	0	15
1 Appelhans	3-6	3-6	2-2	0-3-3	2	11	0	1	0	0	10
3 Washington	2-6	0-1	2-4	2-4-6	3	6	2	1	0	1	15
11 Webb	1-2	1-2	1-2	0-4-4	0	4	0	0	1	1	12
12 Mushila	0-2	0-0	0-0	2-1-3	1	0	1	0	0	0	9
15 Toppin	4-6	0-1	3-3	3-6-9	2	11	0	2	2	2	18
21 Forsling	3-3	0-0	2-2	0-3-3	1	8	0	0	0	0	11
TEAM				3-5-8							
Totals	30-67	10-23	22-27	13-40-53	17	92	20	9	5	9	200
1st	2nd	Total	FG%	3FG%	FT%						
Texas Southern	24	31	55	29.4	20.8	52.6					
New Mexico	41	51	92	44.8	43.5	81.5					

Points in the Paint-TXSO 26, UNM 34; Points off Turnovers-TXSO 6, UNM 13  
 2nd Chance Points-TXSO 5, UNM 12; Fast Break Points-TXSO 10, UNM 18  
 Bench Points-TXSO 25, UNM 45; Score Tied-1 time. Lead changed-3 times.  
 Largest lead-TXSO by 4 1st-17:48, UNM by 3 2nd-1:18.  
 TXSO led for 3:28, UNM led for 35:40, Game tied 0:52.  
 Officials: Tommy Nunez, Tommy Johnson, Doug Sturdivan  
 Technicals: none

## #23 SAINT MARY'S 72 NEW MEXICO 58

GAME #2  
Nov. 9, 2023  
UCU Pavilion (3,500)  
Moraga, CA

UNM (1-1)	FG	3FG	FT	O-D-T	PF	TP	A	TO	BS	S	MP
15 Toppin*	4-6	0-1	0-0	2-4-6	5	8	0	1	1	0	16
22 Amzil*	1-4	1-2	2-3	0-2-2	3	5	0	1	0	1	22
23 Joseph*	5-11	0-0	1-5	6-7-13	3	11	1	1	1	0	28
2 Dent*	5-12	1-1	4-6	0-2-2	4	15	5	2	0	3	29
5 Mashburn*	3-16	1-3	0-0	0-2-2	1	7	0	3	0	0	33
0 Baker*	1-4	0-2	0-0	0-3-3	0	2	2	2	0	0	23
1 Appelhans	0-0	0-0	0-0	0-0-0	0	0	0	0	0	0	1
3 Washington	2-6	0-1	1-1	1-1-2	2	5	1	0	0	2	24
11 Webb	2-3	1-2	0-0	0-1-1	1	5	0	0	0	1	14
12 Mushila	0-0	0-0	0-0	0-0-0	1	0	0	0	0	0	2
21 Forsling	0-0	0-0	0-0	0-1-1	1	0	1	1	0	0	8
TEAM				5-0-5							
Totals	23-62	4-12	8-15	14-23-37	21	58	10	13	2	8	200
SMC (2-0)	FG	3FG	FT	O-D-T	PF	TP	A	TO	BS	S	MP
5 Jefferson*	2-3	0-1	2-4	0-2-2	3	6	1	1	1	4	26
11 Saxen*	2-5	0-0	3-4	2-5-7	3	7	2	2	3	0	23
3 Marculionis*	2-9	0-2	5-8	0-3-3	2	9	5	2	0	3	29
3 Mahaney*	9-19	5-10	2-4	0-4-4	2	25	2	3	0	1	34
44 Ducas*	1-4	1-3	0-0	1-5-6	1	3	1	1	1	0	24
1 Wessels	4-6	0-0	4-5	4-1-5	4	12	0	3	1	0	14
2 Ross	1-1	0-0	0-0	0-0-0	1	2	1	0	0	0	2
14 Hawke	0-0	0-0	0-0	0-0-0	0	0	0	0	0	0	2
15 Howell	0-1	0-0	0-0	1-0-1	1	0	0	0	0	0	16
22 Bennett	0-0	0-0	0-0	0-0-0	0	0	0	0	0	0	2
24 Gad	0-0	0-0	0-0	0-0-0	0	0	0	0	0	0	1
25 Forbes	3-4	0-0	0-0	0-1-1	1	6	0	0	0	0	14
33 Barrett	1-3	0-1	0-0	5-2-7	0	2	1	0	0	0	12
TEAM				1-4-5							
Totals	25-55	6-17	16-25	14-27-41	18	72	13	13	6	8	200
1st	2nd	Total	FG%	3FG%	FT%						
New Mexico	25	33	58	37.1	33.3	53.3					
Saint Mary's	40	32	72	45.5	35.3	64.0					

Points in the Paint-UNM 34, SMC 38; Points off Turnovers-UNM 11, SMC 15  
 2nd Chance Points-UNM 15, SMC 17; Fast Break Points-UNM 8, SMC 2  
 Bench Points-UNM 12, SMC 22; Score Tied-0 times. Lead changed-0 times.  
 Largest lead-UNM - none, SMC by 22 2nd-13:29.  
 UNM led for 0:00, SMC led for 39:24, Game tied 0:36.  
 Officials: Ray Natili, Gregory Nixon, Michael Irving  
 Technicals: none

## NEW MEXICO 82 UT ARLINGTON 80

GAME #3  
Nov. 16, 2023  
The Pit (10,484)  
Albuquerque, NM

UTA (2-1)	FG	3FG	FT	O-D-T	PF	TP	A	TO	BS	S	MP
11 Koroma*	0-0	0-0	0-0	2-3-5	5	0	2	1	0	1	25
22 Wilson*	11-13	0-1	7-9	7-4-11	4	29	1	1	2	0	34
3 Gordon*	5-17	0-6	3-4	3-11-14	3	13	5	4	0	0	36
4 Vring*	2-5	0-2	0-0	0-1-1	2	4	1	1	0	1	21
5 Talbot*	3-10	1-5	0-0	1-6-7	3	7	2	1	0	1	28
00 Cash	3-5	1-2	0-0	0-3-3	2	7	0	0	0	0	21
2 Williams	2-8	1-3	5-7	0-1-1	2	10	0	4	0	0	26
13 Douglas	1-4	1-3	0-0	1-0-1	1	3	0	0	0	0	5
30 Basili	3-3	1-1	0-0	0-0-0	2	7	0	0	0	0	6
TEAM				1-1-2							
Totals	30-65	5-23	15-20	15-30-45	24	80	11	14	2	3	200
UNM (2-1)	FG	3FG	FT	O-D-T	PF	TP	A	TO	BS	S	MP
15 Toppin*	7-11	0-1	1-2	4-6-10	2	15	0	1	1	0	27
23 Joseph*	1-2	0-0	3-4	1-4-5	3	5	0	0	3	0	22
0 Baker*	0-4	0-3	3-4	0-1-1	4	3	2	0	1	1	28
2 Dent*	11-18	1-3	2-3	1-1-2	3	25	5	4	1	2	34
5 Mashburn*	9-23	2-5	9-13	0-1-1	0	29	1	0	0	0	37
3 Washington	2-6	1-3	0-0	2-1-3	2	5	0	2	0	1	17
11 Webb	0-1	0-1	0-0	0-1-1	0	0	0	0	0	0	4
12 Mushila	0-2	0-1	0-0	2-1-3	2	0	0	1	0	0	13
22 Amzil	0-2	0-0	0-0	1-3-4	2	0	0	0	0	0	19
TEAM				3-3-6							
Totals	30-69	4-19	18-26	14-22-36	18	82	8	8	6	4	200
1st	2nd	Total	FG%	3FG%	FT%						
UT Arlington	36	44	80	46.2	21.7	75.0					
New Mexico	48	34	82	43.5	21.1	69.2					

Points in the Paint-UTA 48, UNM 44; Points off Turnovers-UTA 7, UNM 11  
 2nd Chance Points-UTA 22, UNM 8; Fast Break Points-UTA 3, UNM 16  
 Bench Points-UTA 27, UNM 5; Score Tied-7 times. Lead changed-3 times.  
 Largest lead-UTA by 2 1st-19:00, UNM by 12 1st-0:04.  
 UTA led for 1:41, UNM led for 32:52, Game tied 5:27.  
 Officials: Randy McCall, Verne Harris, Michael Greenstein  
 Technicals: UTA-Basili, Koroma, Wilson (2); UNM-Amzil, Washington

## NEW MEXICO 92 TOLEDO 84

GAME #4  
Nov. 21, 2023  
Dollar Loan Center  
Henderson, NV

UNM (3-1)	FG	3FG	FT	O-D-T	PF	TP	A	TO	BS	S	MP
15 Toppin*	11-12	0-1	5-5	3-8-11	3	27	3	3	1	1	34
23 Joseph*	3-9	0-0	2-3	4-6-10	3	8	2	3	0	0	27
0 Baker*	0-3	0-2	0-0	1-2-3	4	0	2	0	0	1	22
2 Dent*	7-12	0-0	3-4	0-3-3	1	17	7	3	0	0	35
5 Mashburn*	8-20	2-7	9-11	0-1-1	2	27	1	1	1	0	35
3 Washington	3-7	1-1	1-2	0-2-2	1	8	2	2	0	2	17
11 Webb	0-0	0-0	0-0	1-1-2	3	0	1	0	0	2	10
12 Mushila	0-0	0-0	0-0	0-0-0	0	0	1	0	0	0	2
21 Forsling	0-0	0-0	0-0	0-0-0	0	0	0	0	0	0	1
22 Amzil	2-5	0-2	1-2	0-3-3	2	5	1	3	0	2	18
TEAM				6-2-8							
Totals	34-68	3-13	21-27	15-28-43	19	92	20	15	2	8	200
TOL (3-1)	FG	3FG	FT	O-D-T	PF	TP	A	TO	BS	S	MP
1 Simmons*	3-6	0-1	5-6	0-3-3	1	11	3	1	1	0	29
35 Wight*	1-2	0-0	0-0	1-0-1	2	2	0	2	0	1	16
0 Moss*	8-10	0-1	6-8	0-1-1	5	22	2	3	1	1	26
3 Wilson*	1-7	0-1	1-2	0-1-1	3	3	6	3	0	2	29
21 Maddox*	8-16	4-8	3-4	0-5-5	4	23	1	2	1	1	31
2 Ford	0-2	0-1	0-0	0-1-1	1	0	0	0	0	0	7
11 Lewis	1-2	0-0	0-0	0-1-1	2	2	0	1	0	0	9
13 Lorentson	6-8	4-5	1-2	0-4-4	0	17	0	2	0	0	19
23 Cochran	0-3	0-1	2-2	0-2-2	4	2	5	3	0	1	25
24 Broic	1-1	0-0	0-0	0-1-1	3	2	1	0	0	0	9
TEAM				1-4-5							
Totals	29-57	8-18	18-24	2-23-25	25	84	18	17	3	6	200
1st	2nd	Total	FG%	3FG%	FT%						
New Mexico	42	50	92	50.0	23.1	77.8					
Toledo	32	52	84	50.9	44.4	75.0					

Points in the Paint-UNM 52, TOL 38; Points off Turnovers-UNM 20, TOL 19  
 2nd Chance Points-UNM 16, TOL 5; Fast Break Points-UNM 21, TOL 16  
 Bench Points-UNM 13, TOL 23; Score Tied-3 times. Lead changed-9 times.  
 Largest lead-UNM by 11 2nd-19:22, TOL by 7 1st-14:52.  
 UNM led for 25:24, TOL led for 13:00, Game tied 1:36.  
 Officials: Darron George, Tommy Nunez, Kenneth Moreland  
 Technicals: UNM-Coach Pitino, Joseph; TOL-Moss.

## NEW MEXICO 90 RICE 56

GAME #5  
Nov. 22, 2023  
Dollar Loan Center  
Henderson, NV





# 2023-24 LOBO BASKETBALL

## NEW MEXICO LOUISIANA TECH

74  
65

GAME #7  
Nov. 29, 2023  
The Pit (10,216)  
Albuquerque, NM

LT (5-2)	FG	3FG	FT	O-D-T	PF	TP	A	TO	BS	S	MP
13 Batcho*	2-11	0-0	5-7	4-8-12	1	9	0	1	1	0	24
22 I.Crawford*	9-22	3-7	3-3	3-5-8	4	24	3	5	2	1	38
1 Chavez*	0-3	0-2	0-0	0-2-2	2	0	0	0	0	0	8
3 Henry*	1-3	1-3	0-0	0-3-3	2	3	0	0	0	1	21
4 Newman*	0-1	0-0	1-2	0-1-1	1	1	2	3	0	0	16
0 Ree	2-3	2-3	0-0	0-0-0	3	6	1	0	0	1	12
2 Mangum	1-4	1-2	2-2	0-1-1	0	5	0	0	2	1	17
11 Henderson	0-3	0-1	0-0	0-2-2	3	0	2	1	0	1	22
14 Allen	2-2	0-0	1-3	1-1-2	3	5	0	0	1	0	17
20 J.Crawford	4-7	1-1	3-4	0-2-2	0	12	0	1	0	0	25
TEAM			2-4-6								
Totals	21-59	8-19	15-21	10-29-39	19	65	8	11	6	5	200
UNM (6-1)	FG	3FG	FT	O-D-T	PF	TP	A	TO	BS	S	MP
15 Toppin*	4-7	0-0	0-1	5-2-7	5	8	0	0	2	2	28
23 Joseph*	4-6	0-0	3-5	4-7-11	4	11	2	1	4	1	29
0 Baker*	6-9	6-9	0-0	0-3-3	4	18	2	1	0	0	25
2 Dent*	2-8	0-0	4-6	0-5-5	0	8	4	6	1	1	26
10 House*	4-15	1-6	7-9	0-6-6	4	16	4	0	0	2	33
1 Appelhans	0-3	0-3	0-0	0-1-1	1	0	1	0	0	0	9
3 Washington	4-8	2-3	0-0	1-3-4	2	10	3	1	1	1	25
11 Webb	0-1	0-0	0-0	1-1-2	0	0	0	0	0	0	4
22 Amzil	1-9	0-3	1-1	1-2-3	0	3	0	0	0	1	21
TEAM			3-2-5								
Totals	25-66	9-24	15-22	15-32-47	20	74	16	9	8	8	200
	1st	2nd	Total		FG%	3FG%	FT%				
Louisiana Tech	28	37	65		35.6	42.1	71.4				
New Mexico	35	39	74		37.9	37.5	68.2				

Points in the Paint-LT 26, UNM 30; Points off Turnovers-LT 10, UNM 14  
2nd Chance Points-LT 11, UNM 16; Fast Break Points-LT 17, UNM 15  
Bench Points-LT 28, UNM 13. Score Tied-1 time. Lead changed-2 times.  
Largest lead-LT by 5 1st-17:05, UNM by 18 2nd-10:04.  
LT led for 2:58, UNM led for 35:07, Game tied 1:55.  
Officials: Mike Littlewood, Shawn Lehigh, Tommy Nunez  
Technical: none

## NEW MEXICO NEW MEXICO ST

106  
62

GAME #8  
Dec. 2, 2023  
The Pit (15,435)  
Albuquerque, NM

NMSU (4-6)	FG	3FG	FT	O-D-T	PF	TP	A	TO	BS	S	MP
1 Ezeagu*	5-6	0-0	3-5	2-3-5	4	13	0	2	0	2	27
21 Carpenter*	1-5	0-3	0-0	0-1-1	4	2	0	0	0	0	16
0 Jackson-Posey*	2-4	1-1	0-0	0-2-2	5	5	3	4	0	0	15
3 Cook*	4-10	1-5	0-0	0-1-1	3	9	2	0	1	1	31
11 Odukalé*	4-8	0-1	10-14	3-4-7	5	18	3	6	1	1	37
5 Dorsey	1-2	1-2	0-0	0-0-0	2	3	0	0	0	0	9
13 Harris	1-9	0-4	0-0	1-1-2	2	2	0	3	0	1	28
14 Yaak	0-0	0-0	0-0	0-0-0	0	0	0	0	0	0	2
24 Kanyanga	0-0	0-0	0-0	0-1-1	2	0	0	0	0	0	10
25 Jackson	1-4	0-2	8-9	2-5-7	2	10	0	1	1	0	25
TEAM			3-4-7								
Totals	19-48	3-18	21-28	11-22-33	29	62	8	17	3	5	200
UNM (7-1)	FG	3FG	FT	O-D-T	PF	TP	A	TO	BS	S	MP
15 Toppin*	1-1	0-0	3-5	1-2-3	3	5	0	0	1	2	14
23 Joseph*	1-2	0-0	2-2	1-1-2	2	4	1	1	1	0	17
0 Baker*	2-4	2-4	0-0	0-0-0	3	6	2	0	0	0	15
2 Dent*	5-13	0-2	2-7	1-0-1	0	12	10	0	1	2	27
10 House*	9-11	5-6	5-5	0-3-3	2	28	4	1	0	4	26
1 Appelhans	2-3	2-3	2-2	0-0-0	0	8	0	0	0	1	7
3 Washington	5-7	3-4	8-10	1-4-5	3	21	6	1	0	1	29
11 Webb	3-6	1-4	0-2	1-2-3	4	7	0	0	0	0	15
12 Mushila	1-1	1-1	3-4	2-4-6	1	6	0	1	0	0	17
21 Forsling	1-1	0-0	0-0	0-2-2	2	2	0	2	1	0	14
22 Amzil	2-4	0-1	3-4	0-1-1	4	7	1	0	1	0	17
TEAM			2-3-5								
Totals	32-53	14-25	28-41	9-22-31	24	106	24	7	5	10	200
	1st	2nd	Total		FG%	3FG%	FT%				
New Mexico State	32	30	62		39.6	16.7	75.0				
New Mexico	55	51	106		60.4	56.0	68.3				

Points in the Paint-NMSU 28, UNM 34; Points off Turnovers-NMSU 10, UNM 19  
2nd Chance Points-NMSU 10, UNM 13; Fast Break Points-NMSU 0, UNM 21  
Bench Points-NMSU 15, UNM 51. Score Tied-2 times. Lead changed-1 time.  
Largest lead-NMSU by 3 1st-19:20, UNM by 46 2nd-1:32.  
NMSU led for 1:20, UNM led for 36:56, Game tied 1:44.  
Officials: Michael Irving, David Hall, Eric Curry  
Technical: NMSU-Odukalé; UNM-Washington

## NEW MEXICO UC SANTA BARBARA

84  
61

GAME #9  
Dec. 6, 2023  
The Pit (10,311)  
Albuquerque, NM

UCSB (4-3)	FG	3FG	FT	O-D-T	PF	TP	A	TO	BS	S	MP
21 Traore*	8-12	0-0	2-4	2-3-5	1	18	0	2	0	0	26
23 Bland*	4-8	0-1	0-1	2-2-4	4	8	0	2	3	1	24
1 Pierre-Louis*	1-1	0-0	0-0	0-1-1	2	2	2	2	0	0	17
4 Anderson*	2-11	1-8	0-0	0-2-2	0	5	1	3	0	1	35
13 Mitchell*	4-17	0-2	14-14	2-3-5	1	22	5	3	0	2	33
7 Belic	0-4	0-2	0-0	0-5-5	3	0	0	0	0	0	21
10 Fontenot	2-5	2-4	0-0	0-4-4	0	6	3	2	0	0	30
12 Kipruto	0-0	0-0	0-0	1-3-4	1	0	0	4	0	0	14
TEAM			2-1-3								
Totals	21-58	3-17	16-19	9-24-33	12	61	11	19	3	4	200
UNM (8-1)	FG	3FG	FT	O-D-T	PF	TP	A	TO	BS	S	MP
15 Toppin*	8-9	2-3	0-1	2-2-4	0	18	1	0	3	2	25
23 Joseph*	3-5	0-0	0-0	2-6-8	1	6	0	3	1	1	27
0 Baker*	3-6	1-4	1-1	0-1-1	1	8	2	0	0	0	19
2 Dent*	9-15	1-1	4-6	0-1-1	2	23	8	2	2	2	35
10 House*	2-10	1-5	0-0	0-0-0	3	5	4	3	0	4	26
1 Appelhans	1-1	1-1	0-0	1-0-1	0	3	0	1	0	0	3
3 Washington	7-11	1-2	2-2	2-4-6	3	17	4	2	0	2	22
11 Webb	2-3	0-1	0-0	0-3-3	3	4	0	1	0	2	15
12 Mushila	0-2	0-1	0-0	1-8-9	2	0	0	1	0	0	17
21 Forsling	0-0	0-0	0-0	0-0-0	1	0	0	0	0	0	2
22 Amzil	0-6	0-4	0-0	0-2-2	1	0	0	0	0	0	9
TEAM			3-3-6								
Totals	35-68	7-22	7-10	11-30-41	18	84	19	13	6	13	200
	1st	2nd	Total		FG%	3FG%	FT%				
UC Santa Barbara	35	26	61		36.2	17.6	84.2				
New Mexico	42	42	84		51.5	31.8	70.0				

Points in the Paint-UCSB 32, UNM 54; Points off Turnovers-UCSB 16, UNM 22  
2nd Chance Points-UCSB 11, UNM 12; Fast Break Points-UCSB 8, UNM 23  
Bench Points-UCSB 6, UNM 24. Score Tied-3 times. Lead changed-2 times.  
Largest lead-UCSB by 2 1st-18:43, UNM by 26 2nd-4:59.  
UCSB led for 0:41, UNM led for 38:08, Game tied 1:11.  
Officials: Mike Reed, Randy Richardson, Justin Shamion  
Technical: UNM-House, Coach Pitino



# 2023-24 LOBO BASKETBALL

## SUPERLATIVES...

LARGEST LEAD AT ANY TIME:	46 (106-60), vs. New Mexico State (Dec. 2)
LARGEST DEFICIT AT ANY TIME:	22 (31-53), at Saint Mary's (Nov. 9)
LARGEST DEFICIT OVERCOME TO WIN:	7 (8-15), vs. Toledo (Nov. 21)
LARGEST LEAD SURRENDERED IN A LOSS:	--
LARGEST HALFTIME LEAD:	24 (52-28), vs. Pepperdine (Nov. 24)
LARGEST HALFTIME DEFICIT:	15 (25-40), at Saint Mary's (Nov. 9)
LARGEST HALFTIME DEFICIT OVERCOME TO WIN:	--
LARGEST HALFTIME LEAD SURRENDERED IN A LOSS:	--
MOST CONSECUTIVE POINTS SCORED:	14, twice
MOST CONSECUTIVE POINTS ALLOWED:	8 at Saint Mary's (Nov. 9)

## SPECIALTY STATS...

POINTS OFF TURNOVERS	NEW MEXICO	OPPONENT
Average	17.6	11.3
High	26 vs. Rice (Nov. 22)	19 by Toledo (Nov. 21)
Low	11, twice	6 by Texas Southern (Nov. 6)

2ND CHANCE POINTS	NEW MEXICO	OPPONENT
Average	12.2	10.8
High	16, twice	22 by UT Arlington (Nov. 16)
Low	4 vs. Pepperdine (Nov. 24)	5, twice

POINTS IN THE PAINT	NEW MEXICO	OPPONENT
Average	42.7	30.0
High	56, vs. Pepperdine (Nov. 24)	48 by UT Arlington (Nov. 16)
Low	30 vs. Louisiana Tech (Nov. 29)	16 by Rice (Nov. 22)

FAST BREAK POINTS	NEW MEXICO	OPPONENT
Average	16.4	6.6
High	23, vs. UC Santa Barbara (Dec. 6)	17 by Louisiana Tech (Nov. 29)
Low	8 at Saint Mary's (Nov. 9)	0 by NM State (Dec. 2)

BENCH POINTS	NEW MEXICO	OPPONENT
Average	22.4	18.2
High	51 vs. NM State (Dec. 2)	28 by Louisiana Tech (Nov. 29)
Low	5 vs. UT Arlington (Nov. 16)	5 by Rice (Nov. 22)

## LOBO LEADERS...

POINTS	2023-24	CAREER	REBOUNDS	2023-24	CAREER
Donovan Dent	4	4	JT Toppin	3	3
Jamal Mashburn, Jr.	3	34	Nelly Junior Joseph	3	3
Jaelen House	1	22	Isaac Mushila	3	3
Jemarl Baker, Jr.	1	1	Tru Washington	1	1
JT Toppin	1	1	Jaelen House	-	3
			Sebastian Forsling	-	2

ASSISTS	2023-24	CAREER	STEALS	2023-24	CAREER
Donovan Dent	9	18	Jaelen House	4	48
Jaelen House	1	47	JT Toppin	3	3
Jamal Mashburn, Jr.	-	12	Donovan Dent	2	9

BLOCKS	2023-24	CAREER	STEALS	2023-24	CAREER
JT Toppin	7	7	Tru Washington	2	2
Nelly Junior Joseph	4	4	Mustapha Amzil	1	1
Donovan Dent	2	13	Nelly Junior Joseph	1	1
Sebastian Forsling	1	10	Quinton Webb	1	1
Mustapha Amzil	1	1	Jamal Mashburn, Jr.	-	8
Jamal Mashburn, Jr.	1	1	Sebastian Forsling	-	2
Isaac Mushila	1	1			
Jaelen House	-	10			

## NEW MEXICO'S RECORD...

Home.....	5-0
Road .....	0-1
Neutral .....	3-0
Ranked Opponent (either AP or Coaches).....	0-1
Unranked Opponent.....	8-0
Leads at halftime.....	8-0
Trails at halftime.....	0-1
Tied at halftime.....	0-0
Goes into overtime.....	0-0
Leads by 10 or more points.....	8-0
Trails by 10 or more points.....	0-1
Shoots 50% or better.....	5-0
Shoots less than 50%.....	3-1
Shoots less than 45%.....	3-1
Shoots less than 40%.....	1-1
Opponent shoots 50% or better.....	1-0
Opponent shoots less than 50%.....	7-1
Opponent shoots less than 45%.....	6-0
Opponent shoots less than 40%.....	6-0
Has higher FG% than opponent.....	6-0
Has lower FG% than opponent.....	2-1
Has same FG% as opponent.....	0-0
Outrebounds its opponent.....	6-0
Outrebounded by opponent.....	2-1
Has same rebounds as opponent.....	0-0
Has more offensive rebounds than opponent.....	5-0
Has fewer offensive rebounds than opponent.....	2-0
Has same offensive rebounds as opponent.....	1-1
Has fewer turnovers than opponent.....	8-0
Has more turnovers than opponent.....	0-0
Has same turnovers as opponent.....	0-1
Has fewer than 10 turnovers.....	5-0
Opponent has fewer than 10 turnovers.....	0-0
Shoots more FTs than opponent.....	6-0
Shoots fewer FTs than opponent.....	2-1
Shoots the same FTs as opponent.....	0-0
Has game decided by 10 points or less or OT.....	3-0
Has game decided by 5 points or less or OT.....	1-0
Scores <60 points.....	0-1
Scores 60-69 points.....	0-0
Scores 70-79 points.....	1-0
Scores 80-89 points.....	2-0
Scores 90+ points.....	5-0
Allows <60 points.....	2-0
Allows 60-69 points.....	3-0
Allows 70-79 points.....	1-1
Allows 80-89 points.....	2-0
Allows 90+ points.....	0-0
Wins the tip.....	5-1
Loses the tip.....	3-0
White uniforms.....	4-0
Red uniforms.....	2-1
Turquoise uniforms.....	2-0



**JEMARL BAKER, JR.**  
G | 6-5 | Grad.  
Menifee, Calif.

0



**BRADEN APPELHANS**  
G | 6-7 | R-Fr.  
Blue Springs, Mo.

1



**DONOVAN DENT**  
G | 6-2 | So.  
Riverside, Calif.

2



**TRU WASHINGTON**  
G | 6-4 | Fr.  
Phoenix, Ariz.

3



**JAMAL MASHBURN, JR.**  
G | 6-2 | Sr.  
Miami, Fla.

5




**JAELLEN HOUSE**  
G | 6-0 | Grad.  
Phoenix, Ariz.

10



**QUINTON WEBB**  
G | 6-6 | R-Fr.  
San Bernardino, Calif.

11



**ISAAC MUSHILA**  
F | 6-5 | Grad.  
Lubumbshi, Congo

12



**JT TOPPIN**  
F | 6-9 | Fr.  
Dallas, Texas

15



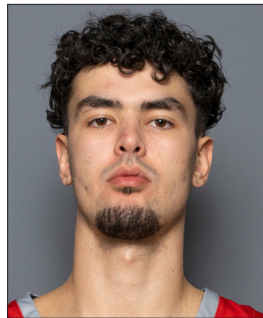
**DERAJE AGBAOSI**  
F | 6-7 | Jr.  
Union, N.J.

20



**SEBASTIAN FORSLING**  
C | 7-0 | Jr.  
Floda, Sweden

21



**MUSTAPHA AMZIL**  
F | 6-9 | Sr.  
Helsinki, Finland

22



**NELLY JUNIOR JOSEPH**  
F | 6-10 | Sr.  
Benin City, Nigeri

23



**SHANE DOUMA-SANCHEZ**  
G | 6-1 | Fr.  
Laguna Pueblo, N.M.

24



**RICHARD PITINO**  
Head Coach



**ISAAC CHEW**  
Assistant Coach



**TARVISH FELTON**  
Assistant Coach



**AARON KATSUMA**  
Assistant Coach



**DAVE PILIPOVICH**  
Special Assistant to the  
Head Coach

Graduate | Guard | 6-5 | 200 | Menifee, CA | Eleanor Roosevelt HS [Kentucky/Arizona/Fresno State]



Season Highs

Pts	18	vs. Louisiana Tech (11/29/23)
Reb	3	five times
FG	6	vs. Louisiana Tech (11/29/23)
FGA	9	vs. Louisiana Tech (11/29/23)
3FG	6	vs. Louisiana Tech (11/29/23)
3FGA	9	vs. Louisiana Tech (11/29/23)
FT	3	vs. UT Arlington (11/16/23)
FTA	4	vs. UT Arlington (11/16/23)
Ast	2	nine times
Blk	1	vs. UT Arlington (11/16/23)
Stl	1	three times
Min	28	vs. UT Arlington (11/16/23)

Career Highs

Pts	43	vs. Chicago State (3/4/23) <sup>FS</sup>
Reb	7	twice
FG	13	vs. Chicago State (3/4/23) <sup>FS</sup>
FGA	20	vs. Vanderbilt (11/24/22) <sup>FS</sup>
3FG	10	vs. Chicago State (3/4/23) <sup>FS</sup>
3FGA	13	vs. Stanford (12/19/20) <sup>UA</sup>
FT	7	three times
FTA	10	at UNLV (2/3/23) <sup>FS</sup>
Ast	7	three times
Blk	3	at Washington (12/31/20) <sup>UA</sup>
Stl	4	at Wyoming (1/31/23) <sup>FS</sup>
Min	39	twice

MW Career Highs

Pts	23	at UNLV (2/3/23) <sup>FS</sup>
Reb	7	vs. Nevada (2/24/23) <sup>FS</sup>
FG	8	twice
FGA	18	at Utah State (12/31/22) <sup>FS</sup>
3FG	4	twice
3FGA	11	at Nevada (2/10/23) <sup>FS</sup>
FT	7	twice
FTA	10	at UNLV (2/3/23) <sup>FS</sup>
Ast	6	twice
Blk	--	
Stl	4	at Wyoming (1/31/23) <sup>FS</sup>
Min	38	vs. Nevada (2/24/23) <sup>FS</sup>

6.9 PPG | 2.1 RPG | 21.3 MPG | 2.0 APG

2023-24 GAME-BY-GAME

Opponent	MP	FG-A	3G-A	FT-A	O-D-T	PF	A	TO	BS	ST	TP
Texas Southern	15	2-3	1-2	0-0	0-2-2	0	2	0	0	0	5
at Saint Mary's	23	1-4	0-2	0-0	0-3-3	0	2	2	0	0	2
UT Arlington*	28	0-4	0-3	3-4	0-1-1	4	2	0	1	1	3
vs. Toledo*	22	0-3	0-2	0-0	1-2-3	4	2	0	0	1	0
vs. Rice*	19	2-6	2-6	0-0	0-3-3	1	2	0	0	0	6
vs. Pepperdine*	26	5-7	3-5	1-1	0-3-3	0	2	0	0	1	14
Louisiana Tech*	25	6-9	6-9	0-0	0-3-3	4	2	1	0	0	18
New Mexico State*	15	2-4	2-4	0-0	0-0-0	3	2	0	0	0	6
UC Santa Barbara*	19	3-6	1-4	1-1	0-1-1	1	2	0	0	0	8

\* game started

SEASON NOTES

- Tri-Captain
- Season-high 18 points (6-9 3FG) vs. Louisiana Tech (Nov. 29)
- Had 14 points (5-7 FG, 3-5 3FG) vs. Pepperdine (Nov. 24)
- Had six points vs Rice (Nov. 22)
- Had three points and a key final-minute block in first start of the season vs. UT Arlington (Nov. 16)
- Scored five points vs. Texas Southern in UNM debut (Nov. 6)
- Missed the NM Highlands exhibition due to injury (Nov. 1)
- Made UNM debut in CSU Pueblo exhibition (Oct. 26)

	2023-24	CAREER	STREAK
Double Figure Scoring	2	30	-
20-Point Games	-	7	-
30-Point Games	-	2	-
40-Point Games	-	1	-

CAREER STATISTICS

Year	G-GS	Min-Avg.	FG-FGA	Pct.	3FG-3FGA	Pct.	FT-FTA	Pct.	Off-Def.	Reb-Avg.	PF-DQ	Ast	TO	Blk	Stl	Pts-Avg
2018-19 \$	28-0	254-9.1	20-61	.328	13-42	.310	11-15	.733	1-14	15-0.5	23-0	12	10	2	4	64-2.3
Conf	18-0	156-8.7	12-38	.316	7-28	.250	3-6	.500	0-9	9-0.5	16-0	10	7	1	2	34-1.9
2019-20 &	32-0	620-19.4	64-177	.362	36-105	.343	19-23	.826	11-64	75-2.3	53-1	73	23	5	23	183-5.7
Conf	18-0	366-20.3	29-90	.322	15-57	.263	10-13	.769	9-37	46-2.6	30-0	36	15	3	10	83-4.6
2020-21 &	12-12	353-29.4	50-124	.403	24-70	.343	20-24	.833	2-32	34-2.8	22-1	21	12	4	7	144-12.0
Conf	6-6	181-30.2	20-64	.313	12-39	.308	13-16	.813	2-15	17-2.8	13-0	9	6	3	3	65-10.8
2021-22 %	5-2	121-24.3	14-41	.341	5-23	.217	10-11	.909	1-17	18-3.6	4-0	10	10	1	6	43-8.6
Conf	--	--	--	--	--	--	--	--	--	--	--	--	--	--	--	--
2022-23 %	28-28	888-31.7	123-314	.392	55-168	.327	50-66	.758	11-72	83-3.0	51-0	81	43	1	28	351-12.5
Conf	16-16	519-32.4	70-184	.380	30-102	.294	31-38	.816	5-43	48-3.0	33-0	45	30	0	17	201-12.6
2023-24	9-7	192-21.3	21-46	.457	15-37	.405	5-6	.833	1-18	19-2.1	17-0	18	3	1	3	62-6.9
Conf	--	--	--	--	--	--	--	--	--	--	--	--	--	--	--	--
CAREER	114-49	2428-21.3	292-763	.383	148-445	.333	115-145	.793	27-217	244-2.1	170-2	215	101	14	71	847-7.4

\$ at Kentucky | & at Arizona | % at Fresno State

R-Freshman | Guard | 6-7 | 195 | Blue Springs, MO | Western Reserve Academy



Season Highs		
Pts	11	vs. Texas Southern (11/6/23)
Reb	3	vs. Texas Southern (11/6/23)
FG	3	vs. Texas Southern (11/6/23)
FGA	6	vs. Texas Southern (11/6/23)
3FG	3	vs. Texas Southern (11/6/23)
3FGA	6	vs. Texas Southern (11/6/23)
FT	2	twice
FTA	2	twice
Ast	1	vs. Louisiana Tech (11/29/23)
Blk	--	
Stl	1	twice
Min	10	three times

Career Highs		
Pts	11	vs. Texas Southern (11/6/23)
Reb	5	vs. Western New Mexico (12/6/22)
FG	3	vs. Texas Southern (11/6/23)
FGA	6	vs. Texas Southern (11/6/23)
3FG	3	vs. Texas Southern (11/6/23)
3FGA	6	vs. Texas Southern (11/6/23)
FT	2	twice
FTA	2	three times
Ast	1	twice
Blk	2	vs. Prairie View A&M (12/20/22)
Stl	1	three times
Min	20	vs. Western New Mexico (12/6/22)

MW Career Highs		
Pts	--	
Reb	--	
FG	--	
FGA	1	vs. Colorado State (12/28/22)
3FG	--	
3FGA	--	
FT	--	
FTA	--	
Ast	--	
Blk	--	
Stl	--	
Min	2	vs. Colorado State (12/28/22)

3.4 PPG | 0.7 RPG | 7.3 MPG

2023-24 GAME-BY-GAME

Opponent	MP	FG-A	3G-A	FT-A	O-D-T	PF	A	TO	BS	ST	TP
Texas Southern	10	3-6	3-6	2-2	0-3-3	2	0	1	0	0	11
at Saint Mary's	1	0-0	0-0	0-0	0-0-0	0	0	0	0	0	0
UT Arlington					-INJ-						
vs. Toledo					-DNP-						
vs. Rice	10	0-2	0-1	0-0	0-0-0	0	0	0	0	0	0
vs. Pepperdine	10	1-4	0-1	0-0	0-0-0	0	0	1	0	1	2
Louisiana Tech	9	0-3	0-3	0-0	0-1-1	1	1	0	0	0	0
New Mexico State	7	2-3	2-3	2-2	0-0-0	0	0	0	0	1	8
UC Santa Barbara	3	1-1	1-1	0-0	1-0-1	0	0	1	0	0	3

SEASON NOTES

- Three points vs. UC Santa Barbara (Dec. 6)
- Scored eight points (2-3 3FG) vs. New Mexico State (Dec. 2)
- Had two points vs. Pepperdine (Nov. 24)
- Scored a career-high 11 points (3-6 3FG) vs. Texas Southern (Nov. 6)
- Appeared in both exhibitions off the bench, his first game action since Jan. 3 of last season

	2023-24	CAREER	STREAK
Double Figure Scoring	1	1	-

CAREER STATISTICS

Year	G-GS	Min-Avg.	FG-FGA	Pct.	3FG-3FGA	Pct.	FT-FTA	Pct.	Off-Def.	Reb-Avg.	PF-DQ	Ast	TO	Blk	Stl	Pts-Avg
2022-23	10-0	62-6.2	4-15	.267	2-11	.182	0-2	.000	0-12	12-1.2	5-0	1	1	3	1	10-1.0
Conf	2-0	2-1.0	0-1	.000	0-0	.000	0-0	.000	0-0	0-0.0	0-0	0	0	0	0	0-0.0
2023-24	7-0	51-7.3	7-19	.368	6-15	.400	4-4	1.000	1-4	5-0.7	3-0	1	3	0	2	24-3.4
Conf	--	--	--	--	--	--	--	--	--	--	--	--	--	--	--	--
CAREER	17-0	113-6.7	11-34	.324	8-26	.308	4-6	.667	1-16	17-1.0	8-0	2	4	3	3	34-2.0



# #2 DONOVAN DENT

Sophomore | Guard | 6-2 | 175 | Riverside, CA | Centennial HS



### Season Highs

Pts	25	vs. UT Arlington (11/16/23)
Reb	5	vs. Louisiana Tech (11/29/23)
FG	11	vs. UT Arlington (11/16/23)
FGA	18	vs. UT Arlington (11/16/23)
3FG	2	vs. Texas Southern (11/6/23)
3FGA	3	twice
FT	6	vs. Pepperdine (11/24/23)
FTA	10	vs. Pepperdine (11/24/23)
Ast	11	vs. Rice (11/22/23)
Blk	2	vs. UC Santa Barbara (12/6/23)
Stl	3	at Saint Mary's (11/9/23)
Min	35	twice

### Career Highs

25	vs. UT Arlington (11/16/23)
6	at Saint Mary's (11/30/22)
11	vs. UT Arlington (11/16/23)
18	vs. UT Arlington (11/16/23)
2	vs. Texas Southern (11/6/23)
3	three times
6	twice
10	vs. Pepperdine (11/24/23)
11	vs. Rice (11/22/23)
3	twice
3	twice
35	twice

### MW Career Highs

12	at Colorado State (3/3/23)
5	at Air Force (2/10/23)
5	at Colorado State (3/3/23)
9	vs. Wyoming (2/14/23)
1	twice
3	vs. Wyoming (2/14/23)
4	at Air Force (2/10/23)
7	at Air Force (2/10/23)
6	vs. Utah State (3/9/23) <sup>MWTT</sup>
3	vs. Boise State (1/20/23)
3	at Air Force (2/10/23)
27	twice

17.1 PPG | 7.0 APG | 30.3 MPG | 1.6 SPG

### 2023-24 GAME-BY-GAME

Opponent	MP	FG-A	3G-A	FT-A	O-D-T	PF	A	TO	BS	ST	TP
Texas Southern*	25	4-8	2-3	2-2	0-4-4	2	6	1	1	1	12
at Saint Mary's*	29	5-12	1-1	4-6	0-2-2	4	5	2	0	3	15
UT Arlington*	34	11-18	1-3	2-3	1-1-2	3	5	4	1	2	25
vs. Toledo*	35	7-12	0-0	3-4	0-3-3	1	7	3	0	0	17
vs. Rice*	31	8-15	0-1	2-2	1-2-3	1	11	0	0	1	18
vs. Pepperdine*	31	9-14	0-1	6-10	0-1-1	0	7	4	1	2	24
Louisiana Tech*	26	2-8	0-0	4-6	0-5-5	0	4	6	1	1	8
New Mexico State*	27	5-13	0-2	2-7	1-0-1	0	10	0	1	2	12
UC Santa Barbara*	35	9-15	1-1	4-6	0-1-1	2	8	2	2	2	23

\* game started

### SEASON NOTES

- Had 23 points and eight assists vs. UCSB (Dec. 6)
- Double-double with 12 points and 10 assists (no turnovers) vs. New Mexico State (Dec. 2)
- Had 24 points and seven assists vs. Pepperdine (Nov. 24)
- First career double-double with 18 points and a career-high 11 assists (with no turnovers) vs. Rice (Nov. 22)
- Had 17 points and seven assists vs. Toledo (Nov. 21)
- Scored a career-high 25 points, including the game-winning layup with 0.5 left, vs. UT Arlington (Nov. 16)
- 15 points and five assists, at No.23 Saint Mary's (Nov. 9)
- Had 12 points and six assists vs. Texas Southern (Nov. 6)
- Averaged 24.5 points and 5.0 assists per game in the two exhibition wins over CSU Pueblo and NM Highlands

	2023-24	CAREER	STREAK
Double-Doubles	2	2	-
Double Figure Scoring	8	14	2
20-Point Games	3	3	1
10-Assist Games	2	2	-

### CAREER STATISTICS

Year	G-GS	Min-Avg.	FG-FGA	Pct.	3FG-3FGA	Pct.	FT-FTA	Pct.	Off-Def.	Reb-Avg.	PF-DQ	Ast	TO	Blk	Stl	Pts-Avg
2022-23	34-2	629-18.5	69-136	.507	4-19	.211	50-73	.685	10-59	69-2.0	61-1	79	55	25	30	192-5.6
Conf	18-2	319-17.7	31-67	.463	2-13	.154	24-34	.706	4-31	35-1.9	35-1	31	30	10	17	88-4.9
2023-24	9-9	273-30.3	60-115	.522	5-12	.417	29-46	.630	3-19	22-2.4	13-0	63	22	7	14	154-17.1
Conf	--	--	--	--	--	--	--	--	--	--	--	--	--	--	--	--
CAREER	43-11	902-21.0	129-251	.514	9-31	.290	79-119	.664	13-78	91-2.1	74-1	142	77	32	44	346-8.0





Season Highs

Pts	29	vs. UT Arlington (11/16/23)
Reb	3	twice
FG	9	vs. UT Arlington (11/16/23)
FGA	23	vs. UT Arlington (11/16/23)
3FG	2	three times
3FGA	7	vs. Toledo (11/21/23)
FT	9	twice
FTA	13	vs. UT Arlington (11/16/23)
Ast	5	vs. Texas Southern (11/6/23)
Blk	1	vs. Toledo (11/21/23)
Stl	1	at Saint Mary's (11/9/23)
Min	37	vs. UT Arlington (11/16/23)

Career Highs

33	at Nevada (1/23/23)
7	twice
13	at Air Force (2/10/23)
25	vs. Utah State (3/9/23)
4	five times
11	vs. Norfolk State (12/21/21)
10	at Air Force (2/10/23)
13	vs. UT Arlington (11/16/23)
8	vs. Utah State (1/8/22)
1	10 times
4	at Wyoming (1/22/22)
43	twice

MW Career Highs

33	at Nevada (1/23/23)
7	vs. Boise State (1/20/23)
13	at Air Force (2/10/23)
25	vs. Utah State (3/9/23) <sup>MWIT</sup>
4	four times
8	twice
10	at Air Force (2/10/23)
12	twice
8	vs. Utah State (1/8/22)
1	vs. Air Force (2/26/22)
4	at Wyoming (1/22/22)
43	twice

18.2 PPG | 2.0 RPG | 1.6 APG | 30.8 MPG

2023-24 GAME-BY-GAME

Opponent	MP	FG-A	3G-A	FT-A	O-D-T	PF	A	TO	BS	ST	TP
Texas Southern*	27	5-10	2-3	3-4	0-3-3	0	5	0	0	0	15
at Saint Mary's*	33	3-16	1-3	0-0	0-2-2	1	0	3	0	1	7
UT Arlington*	37	9-23	2-5	9-13	0-1-1	0	1	0	0	0	29
vs. Toledo*	35	8-20	2-7	9-11	0-1-1	2	1	1	1	0	27
vs. Rice*	21	3-12	1-3	6-6	0-3-3	0	1	4	0	0	13
vs. Pepperdine					-INJ-						
Louisiana Tech					-INJ-						
New Mexico State					-INJ-						
UC Santa Barbara					-INJ-						

\* game started

SEASON NOTES

- Tri-Captain
- Preseason All-Mountain West
- Missed the last four games due to injury
- Scored 27 points vs. Toledo (Nov. 21)
- Season-high 29 points vs. UT Arlington (Nov. 16), including 22 in first half (most by a Lobo since 2015-16)
- Had 15 points and five assists vs. Texas Southern (Nov. 6)
- Averaged 21.5 points and 4.0 rebounds per game in the two exhibition wins over CSU Pueblo and NM Highlands

UNM CAREER RECORD BOOK

	Total	Rank	Up Next
Points:	1,324	17th	Kenny Page (1,387-16th)
FGs:	468	19th	Charlie Thomas (472-18th)

	2023-24	CAREER	STREAK
Double Figure Scoring	4	81	3
20-Point Games	2	33	-
30-Point Games	-	2	-

CAREER STATISTICS

Year	G-GS	Min-Avg.	FG-FGA	Pct.	3FG-3FGA	Pct.	FT-FTA	Pct.	Off-Def.	Reb-Avg.	PF-DQ	Ast	TO	Blk	Stl	Pts-Avg
2020-21 ^	29-8	641-22.1	85-243	.350	24-87	.276	43-54	.796	7-38	45-1.6	42-0	45	30	3	12	237-8.2
Conf	20-6	489-24.5	62-182	.341	9-67	.284	33-40	.825	4-35	39-2.0	33-0	29	24	2	8	176-8.8
2021-22	32-32	1084-33.9	207-484	.428	50-146	.342	118-150	.787	8-79	87-2.7	58-1	67	66	4	19	582-18.2
Conf	17-17	600-35.3	107-260	.412	24-71	.338	69-89	.775	3-45	48-2.8	36-1	36	32	1	11	307-18.1
2022-23	34-34	1145-33.7	233-545	.428	47-123	.382	138-169	.817	10-98	108-3.2	77-0	70	56	2	25	651-19.1
Conf	18-18	630-35.0	134-307	.436	29-73	.397	81-98	.827	5-47	52-2.9	45-0	35	33	0	12	378-21.0
2023-24	5-5	154-30.8	28-81	.346	8-21	.381	27-34	.794	0-10	10-2.0	3-0	8	8	1	1	91-18.2
Conf	--	--	--	--	--	--	--	--	--	--	--	--	--	--	--	--
Total	100-79	3023-30.2	553-1353	.409	129-377	.342	326-407	.801	25-225	250-2.5	180-1	190	160	10	57	1561-15.6
UNM Total	71-71	2383-33.6	468-1110	.422	105-290	.362	284-353	.802	18-187	205-2.9	138-1	145	130	7	45	1324-18.6

^ at Minnesota





# #10 JAELEN HOUSE

Graduate | Guard | 6-0 | 175 | Phoenix, AZ | Shadow Mountain HS [Arizona State]



### Season Highs

Pts	28	vs. New Mexico State (12/2/23)
Reb	6	vs. Louisiana Tech (11/29/23)
FG	9	vs. New Mexico State (12/2/23)
FGA	15	vs. Louisiana Tech (11/29/23)
3FG	5	vs. New Mexico State (12/2/23)
3FGA	6	twice
FT	7	vs. Louisiana Tech (11/29/23)
FTA	9	vs. Louisiana Tech (11/29/23)
Ast	4	four times
Blk	1	vs. Texas Southern (11/6/23)
Stl	4	twice
Min	33	vs. Louisiana Tech (11/29/23)

### Career Highs

42	at Air Force (2/5/22)
8	at Air Force (2/5/22)
15	at Air Force (2/5/22)
23	vs. Wyoming (2/15/22)
5	three times
9	three times
12	vs. UNLV (3/5/22)
13	vs. UNLV (3/5/22)
12	vs. San Jose State (1/28/22)
3	twice
8	vs. Grambling State (11/15/21)
47	at Nevada (1/23/23)

### MW Career Highs

42	at Air Force (2/5/22)
8	at Air Force (2/5/22)
15	at Air Force (2/5/22)
23	vs. Wyoming (2/15/22)
5	vs. Colorado State (12/28/22)
9	twice
12	vs. UNLV (3/5/22)
13	vs. UNLV (3/5/22)
12	vs. San Jose State (1/28/22)
3	at Wyoming (12/31/22)
6	twice
47	at Nevada (1/23/23)

14.3 PPG | 4.0 APG | 26.3 MPG | 3.0 SPG

### 2023-24 GAME-BY-GAME

Opponent	MP	FG-A	3G-A	FT-A	O-D-T	PF	A	TO	BS	ST	TP
Texas Southern*	19	1-6	1-3	5-5	0-2-2	2	4	4	1	2	8
at Saint Mary's					-INJ-						
UT Arlington					-INJ-						
vs. Toledo					-INJ-						
vs. Rice					-INJ-						
vs. Pepperdine					-INJ-						
Louisiana Tech*	33	4-15	1-6	7-9	0-6-6	4	4	0	0	2	16
New Mexico State*	26	9-11	5-6	5-5	0-3-3	2	4	1	0	4	28
UC Santa Barbara*	26	2-10	1-5	0-0	0-0-0	3	4	3	0	4	5

\* game started

### SEASON NOTES

- Tri-Captain
- Preseason All-Mountain West
- Had 28 points (26 in 1st half-most by a Lobo since 2003) on 9-11 FG (5-6 3FG) vs. New Mexico State (Dec. 2)
- Had 16 points, six rebounds and four assists vs. Louisiana Tech (Nov. 29) after missing five games due to injury
- Had eight points and four assists vs. Texas Southern (Nov. 6)
- Missed both exhibitions due to injury

### UNM CAREER RECORD BOOK

	Total	Rank	Up Next
Points:	1,124	30th	David Chiotti (1,145-29th)
Assists:	304	17th	Royce Olney (312-16th)
Steals:	166	9th	Darrell McGee (168-8th)
FT%	.872	3rd	Anthony Mathis (.880-2nd)

	2023-24	CAREER	STREAK
Double Figure Scoring	2	61	-
20-Point Games	1	21	-
30-Point Games	-	4	-
40-Point Games	-	1	-
Double-Doubles	-	2	-
10-Assist Games	-	2	-

### CAREER STATISTICS

Year	G-GS	Min-Avg.	FG-FGA	Pct.	3FG-3FGA	Pct.	FT-FTA	Pct.	Off-Def.	Reb-Avg.	PF-DQ	Ast	TO	Blk	Stl	Pts-Avg
2019-20 ^	30-0	481-16.0	34-123	.276	16-60	.267	33-43	.767	11-46	57-1.9	52-0	35	25	2	38	117-3.9
Conf	18-0	238-13.2	7-50	.140	4-25	.160	13-20	.650	4-17	21-1.2	28-0	11	9	1	16	31-1.7
2020-21 ^	21-0	393-18.7	40-103	.388	23-59	.390	9-13	.692	4-38	42-2.0	33-0	31	26	0	34	112-5.3
Conf	14-0	275-19.6	30-72	.417	17-42	.405	5-9	.556	2-25	27-1.9	23-0	18	17	0	20	82-5.9
2021-22	31-31	995-32.1	167-403	.414	47-148	.318	144-162	.889	16-97	113-3.6	85-2	139	105	9	68	525-16.9
Conf	17-17	568-33.4	98-228	.430	24-76	.316	77-84	.917	13-59	72-4.2	45-1	74	66	6	39	297-17.5
2022-23	32-32	1008-31.5	170-392	.434	57-151	.377	145-170	.853	14-112	126-3.9	79-2	149	71	20	86	542-16.9
Conf	16-16	533-33.3	91-212	.429	28-80	.350	64-73	.877	7-61	68-4.3	43-2	68	39	9	41	274-17.1
2023-24	4-4	105-26.3	16-42	.381	8-20	.400	17-19	.895	0-11	11-2.8	11-0	16	8	1	12	57-14.3
Conf	--	--	--	--	--	--	--	--	--	--	--	--	--	--	--	--
<b>Total</b>	<b>118-67</b>	<b>2979-25.2</b>	<b>427-1063</b>	<b>.402</b>	<b>151-438</b>	<b>.345</b>	<b>348-407</b>	<b>.855</b>	<b>45-304</b>	<b>349-3.0</b>	<b>260-4</b>	<b>370</b>	<b>235</b>	<b>32</b>	<b>238</b>	<b>1353-11.5</b>
UNM Total	67-67	2109-31.5	353-837	.422	112-319	.351	306-351	.872	30-220	250-3.7	175-4	304	184	30	166	1124-16.8

^ at Arizona State










# #21 SEBASTIAN FORSLING

Junior | Center | 7-0 | 240 | Floda, Sweden | RIG Mark



### Season Highs

Pts	8	vs. Texas Southern (11/6/23)
Reb	3	vs. Texas Southern (11/6/23)
FG	3	vs. Texas Southern (11/6/23)
FGA	3	vs. Texas Southern (11/6/23)
3FG	--	
3FGA	--	
FT	2	vs. Texas Southern (11/6/23)
FTA	2	vs. Texas Southern (11/6/23)
Ast	2	vs. Rice (11/22/23)
Blk	1	vs. New Mexico State (12/2/23)
Stl	--	
Min	14	vs. New Mexico State (12/2/23)

### Career Highs

8	vs. Texas Southern (11/6/23)
10	vs. Northern New Mexico (2/11/22)
3	twice
5	vs. Denver (12/9/21)
1	vs. Nevada (3/9/22)
1	seven times
5	vs. UTSA (12/10/22)
6	vs. UTSA (12/10/22)
2	three times
3	vs. Wyoming (2/15/22)
1	six times
26	at Colorado State (1/19/22)

### MW Career Highs

6	vs. Nevada (3/9/22) <sup>MWT</sup>
8	vs. Boise State (1/15/22)
2	five times
4	vs. Fresno State (1/25/22)
1	vs. Nevada (3/9/22) <sup>MWT</sup>
1	six times
2	vs. Utah State (1/8/22)
4	vs. Utah State (1/8/22)
2	at Utah State (2/22/22)
3	vs. Wyoming (2/15/22)
1	four times
26	at Colorado State (1/19/22)

1.7 PPG | 1.1 RPG | 7.0 MPG

### 2023-24 GAME-BY-GAME

Opponent	MP	FG-A	3G-A	FT-A	O-D-T	PF	A	TO	BS	ST	TP
Texas Southern	11	3-3	0-0	2-2	0-3-3	1	0	0	0	0	8
at Saint Mary's	8	0-0	0-0	0-0	0-1-1	1	1	1	0	0	0
UT Arlington					-DNP-						
vs. Toledo	1	0-0	0-0	0-0	0-0-0	0	0	0	0	0	0
vs. Rice	9	1-1	0-0	0-1	1-1-2	4	2	0	0	0	2
vs. Pepperdine	4	0-0	0-0	0-0	0-0-0	0	1	0	0	0	0
Louisiana Tech					-DNP-						
New Mexico State	14	1-1	0-0	0-0	0-2-2	2	0	2	1	0	2
UC Santa Barbara	2	0-0	0-0	0-0	0-0-0	1	0	0	0	0	0

### SEASON NOTES

- Had two points and two rebounds vs. New Mexico State (Dec.2)
- Had two points, two rebounds and two assists vs. Rice (Nov. 22)
- Scored a career-high eight points (3-3 FG) vs. Texas Southern (Nov. 6)
- Averaged 2.5 rebounds per game in the two exhibition wins over CSU Pueblo and NM Highlands

	2023-24	CAREER	STREAK
10-Rebound Games	-	1	-

### CAREER STATISTICS

Year	G-GS	Min-Avg.	FG-FGA	Pct.	3FG-3FGA	Pct.	FT-FTA	Pct.	Off-Def.	Reb-Avg.	PF-DQ	Ast	TO	Blk	Stl	Pts-Avg
2021-22	27-13	39.1-14.5	24-48	.500	1-7	.143	7-16	.438	34-31	65-2.4	63-2	13	19	9	6	56-2.1
Conf	17-10	27.7-16.3	12-28	.429	0-5	.000	4-10	.400	21-24	45-2.6	47-1	9	15	7	2	28-1.6
2022-23	21-0	13.7-6.5	10-14	.714	0-0	.000	12-15	.800	13-20	33-1.6	28-0	4	8	10	4	32-1.5
Conf	9-0	5.2-5.8	4-5	.800	0-0	.000	0-0	.000	4-6	10-1.1	6-0	1	3	5	2	8-0.9
2023-24	7-0	4.9-7.0	5-5	1.000	0-0	.000	2-3	.667	1-7	8-1.1	9-0	4	3	1	0	12-1.7
Conf	--	--	--	--	--	--	--	--	--	--	--	--	--	--	--	--
<b>Total</b>	<b>55-13</b>	<b>57.7-10.5</b>	<b>39-67</b>	<b>.582</b>	<b>1-7</b>	<b>.143</b>	<b>21-34</b>	<b>.618</b>	<b>48-58</b>	<b>106-1.9</b>	<b>100-2</b>	<b>21</b>	<b>30</b>	<b>20</b>	<b>10</b>	<b>100-1.8</b>





# #23 NELLY JUNIOR JOSEPH

Senior | Center | 6-10 | 240 | Benin City, Nigeria | NBA Academy Africa [Iona]



### Season Highs

Pts	13	vs. Pepperdine (11/24/23)
Reb	13	at Saint Mary's (11/9/23)
FG	5	three times
FGA	11	at Saint Mary's (11/9/23)
3FG	--	
3FGA	--	
FT	3	three times
FTA	6	vs. Pepperdine (11/24/23)
Ast	5	vs. Pepperdine (11/24/23)
Blk	4	vs. Louisiana Tech (11/29/23)
Stl	2	vs. Texas Southern (11/6/23)
Min	29	twice

### Career Highs

28	vs. Harvard (11/13/21) <sup>lona</sup>
17	vs. Manhattan (2/17/23) <sup>lona</sup>
11	twice
16	vs. Marist (3/2/23) <sup>lona</sup>
1	vs. North Alabama (11/20/21) <sup>lona</sup>
1	nine times
10	twice
14	three times
5	twice
6	twice
4	vs. Siena (1/25/22) <sup>lona</sup>
39	vs. Marist (3/11/23) <sup>lona</sup>

### MW Career Highs

--	
--	
--	
--	
--	
--	
--	
--	
--	
--	
--	
--	

8.4 PPG | 7.7 RPG | 24.5 MPG | 1.2 BPG

## 2023-24 GAME-BY-GAME

Opponent	MP	FG-A	3G-A	FT-A	O-D-T	PF	A	TO	BS	ST	TP
Texas Southern*	21	3-9	0-0	2-3	3-2-5	2	0	0	0	2	8
at Saint Mary's*	28	5-11	0-0	1-5	6-7-13	3	1	1	1	0	11
UT Arlington*	22	1-2	0-0	3-4	1-4-5	3	0	0	3	0	5
vs. Toledo*	27	3-9	0-0	2-3	4-6-10	3	2	3	0	0	8
vs. Rice*	21	5-9	0-0	0-0	2-5-7	2	1	1	1	0	10
vs. Pepperdine*	29	5-8	0-0	3-6	4-4-8	2	5	1	0	0	13
Louisiana Tech*	29	4-6	0-0	3-5	4-7-11	4	2	1	4	1	11
New Mexico State*	17	1-2	0-0	2-2	1-1-2	2	1	1	1	0	4
UC Santa Barbara*	27	3-5	0-0	0-0	2-6-8	1	0	3	1	1	6

\* game started

## SEASON NOTES

- Double-double (11 pts, 11 rebs) and four blocks vs. Louisiana Tech (Nov. 29)
- Had 13 points, eight rebounds and tied a career high with five assists vs. Pepperdine (Nov. 24)
- Had 10 points and seven rebounds vs. Rice (Nov. 22)
- Had eight points and 10 rebounds vs. Toledo (Nov. 21)
- Had 11 points and 13 rebounds at No. 23 Saint Mary's for first double-double as a Lobo (Nov. 9)
- Had eight points and five rebounds in UNM debut vs. Texas Southern (Nov. 6)
- Averaged 4.5 points and 7.0 rebounds per game in the two exhibition wins over CSU Pueblo and NM Highlands

	2023-24	CAREER	STREAK
Double-Doubles	2	36	-
Double Figure Scoring	4	72	-
20-Point Games	-	8	-
10-Rebound Games	3	40	-

## CAREER STATISTICS

Year	G-GS	Min-Avg.	FG-FGA	Pct.	3FG-3FGA	Pct.	FT-FTA	Pct.	Off-Def.	Reb-Avg.	PF-DQ	Ast	TO	Blk	Stl	Pts-Avg
2020-21 %	18-16	499-27.7	81-136	.596	0-1	.000	37-58	.638	51-84	135-7.5	60-4	24	41	29	11	199-11.1
Conf	9-9	232-25.8	44-70	.629	0-1	.000	20-31	.645	23-36	59-6.6	34-3	8	25	14	3	108-12.0
2021-22 %	33-32	939-28.5	160-292	.548	1-3	.333	109-166	.657	108-164	272-8.2	76-0	49	69	62	36	430-13.0
Conf	20-19	540-27.0	92-160	.575	0-2	.000	58-92	.630	60-97	157-7.9	42-0	28	43	36	24	242-12.1
2022-23 %	35-34	1112-31.8	192-349	.550	0-5	.000	136-218	.624	124-202	326-9.3	96-2	39	66	52	42	520-14.9
Conf	20-20	633-31.7	104-200	.520	0-4	.000	90-147	.612	79-130	209-10.5	51-2	21	41	27	22	298-14.9
2023-24	9-9	221-24.5	30-61	.492	0-0	.000	16-28	.571	27-42	69-7.7	22-0	12	11	11	4	76-8.4
Conf	--	--	--	--	--	--	--	--	--	--	--	--	--	--	--	--
<b>CAREER</b>	<b>95-91</b>	<b>2771-29.2</b>	<b>463-838</b>	<b>.553</b>	<b>1-9</b>	<b>.111</b>	<b>298-470</b>	<b>.634</b>	<b>310-492</b>	<b>802-8.4</b>	<b>254-6</b>	<b>124</b>	<b>187</b>	<b>154</b>	<b>93</b>	<b>1225-12.9</b>

% at Iona



2023-24 New Mexico Men's Basketball  
Extended Season Box Score  
All games

Game Records

Record	Overall	Home	Away	Neutral
ALL GAMES	8-1	5-0	0-1	3-0
CONFERENCE	0-0	0-0	0-0	0-0
NON-CONFERENCE	8-1	5-0	0-1	3-0

Team Box Score Extended

No.	Player	GP-GS	MIN	AVG	Total			3-Point			F-Throw			Rebounds			PF	DQ	A	A/G	TO	TO/G	A/TO	BLK	BLK/G	STL	STL/G	PTS	AVG
					FG-FGA	FG%	3FG-3FGA	3FG%	FT-FTA	FT%	OFF	DEF	TOT	AVG	OFF	DEF													
5	MASHBURN, JR., Jamal	5-5	153:30	30.7	28-81	.346	8-21	.381	27-34	.794	0	10	10	2.0	3	0	8	1.60	8	1.60	1.00	1	0.20	1	0.20	91	18.2		
2	DENT, Donovan	9-9	272:54	30.3	60-115	.522	5-12	.417	29-46	.630	3	19	22	2.4	13	0	63	7.00	22	2.44	2.86	7	0.78	14	1.56	154	17.1		
10	HOUSE, Jaelen	4-4	104:51	26.2	16-42	.381	8-20	.400	17-19	.895	0	11	11	2.8	11	0	16	4.00	8	2.00	2.00	1	0.25	12	3.00	57	14.3		
15	TOPPIN, JT	9-8	202:25	22.5	49-66	.742	2-7	.286	16-23	.696	24	40	64	7.1	25	2	7	0.78	8	0.89	0.88	16	1.78	12	1.33	116	12.9		
3	WASHINGTON, Tru	9-1	203:02	22.6	37-71	.521	10-21	.476	21-28	.750	11	35	46	5.1	19	0	18	2.00	14	1.56	1.29	1	0.11	16	1.78	105	11.7		
23	JOSEPH, Nelly	9-9	220:50	24.5	30-61	.492	0-0	.000	16-28	.571	27	42	69	7.7	22	0	12	1.33	11	1.22	1.09	11	1.22	4	0.44	76	8.4		
0	BAKER JR., Jemarl	9-7	191:53	21.3	21-46	.457	15-37	.405	5-6	.833	1	18	19	2.1	17	0	18	2.00	3	0.33	6.00	1	0.11	3	0.33	62	6.9		
11	WEBB, Quinton	9-0	111:50	12.4	13-23	.565	5-13	.385	1-4	.250	3	18	21	2.3	16	0	1	0.11	2	0.22	0.50	1	0.11	6	0.67	32	3.6		
1	APPELHANS, Braden	7-0	51:12	7.3	7-19	.368	6-15	.400	4-4	1.000	1	4	5	0.7	3	0	1	0.14	3	0.43	0.33	0	0.00	2	0.29	24	3.4		
22	AMZIL, Mustapha	9-2	149:19	16.6	9-43	.209	1-20	.050	7-10	.700	2	15	17	1.9	19	0	2	0.22	5	0.56	0.40	1	0.11	6	0.67	26	2.9		
21	FORSLING, Sebastian	7-0	49:02	7.0	5-5	1.000	0-0	.000	2-3	.667	1	7	8	1.1	9	0	4	0.57	3	0.43	1.33	1	0.14	0	0.00	12	1.7		
12	MUSHILLA, Isaac	8-0	89:12	11.2	4-12	.333	1-4	.250	4-8	.500	10	20	30	3.8	9	0	4	0.50	3	0.38	1.33	1	0.13	0	0.00	13	1.6		
<b>Total</b>		<b>9</b>	<b>1800</b>		<b>279-584</b>	<b>.478</b>	<b>61-170</b>	<b>.359</b>	<b>149-213</b>	<b>.700</b>	<b>110</b>	<b>260</b>	<b>370</b>	<b>41.1</b>	<b>166</b>	<b>2</b>	<b>154</b>	<b>17.11</b>	<b>92</b>	<b>10.22</b>	<b>1.67</b>	<b>42</b>	<b>4.67</b>	<b>76</b>	<b>8.44</b>	<b>768</b>	<b>85.3</b>		
<b>Opponents</b>		<b>9</b>	<b>1800</b>		<b>208-527</b>	<b>.395</b>	<b>57-188</b>	<b>.303</b>	<b>133-185</b>	<b>.719</b>	<b>85</b>	<b>230</b>	<b>315</b>	<b>35.0</b>	<b>179</b>	<b>6</b>	<b>105</b>	<b>11.67</b>	<b>135</b>	<b>15.00</b>	<b>0.78</b>	<b>35</b>	<b>3.89</b>	<b>49</b>	<b>5.44</b>	<b>606</b>	<b>67.3</b>		

Score by Periods

Team	1st	2nd	TOT
New Mexico	386	382	768
Opponents	288	318	606





**2023-24 New Mexico Men's Basketball  
Team Game-by-Game  
All games**

Opponent	Date	Score	W	Total		3-Pointers		Free throws		Rebounds				PF	A	TO	BLK	STL	PTS	AVG
				FG-FGA	PCT	3FG-3FGA	PCT	FT-FTA	PCT	OFF	DEF	TOT	AVG							
Texas Southern	11/06/2023	92-55	W	30-67	.448	10-23	.435	22-27	.815	13	40	53	53.0	17	20	9	5	9	92	92.0
at Saint Mary's (CA)	11/09/2023	58-72	L	23-62	.371	4-12	.333	8-15	.533	14	23	37	45.0	21	10	13	2	8	58	75.0
UT Arlington	11/16/2023	82-80	W	30-69	.435	4-19	.211	18-26	.692	14	22	36	42.0	18	8	8	6	4	82	77.3
vs Toledo	11/21/2023	92-84	W	34-68	.500	3-13	.231	21-27	.778	15	28	43	42.3	19	20	15	2	8	92	81.0
vs Rice	11/22/2023	90-56	W	36-71	.507	5-18	.278	13-15	.867	11	31	42	42.2	16	18	7	5	7	90	82.8
vs Pepperdine	11/24/2023	90-71	W	34-60	.567	5-14	.357	17-30	.567	8	32	40	41.8	14	19	11	3	9	90	84.0
Louisiana Tech	11/29/2023	74-65	W	25-66	.379	9-24	.375	15-22	.682	15	32	47	42.6	20	16	9	8	8	74	82.6
New Mexico St.	12/02/2023	106-62	W	32-53	.604	14-25	.560	28-41	.683	9	22	31	41.1	24	24	7	5	10	106	85.5
UC Santa Barbara	12/06/2023	84-61	W	35-68	.515	7-22	.318	7-10	.700	11	30	41	41.1	17	19	13	6	13	84	85.3
<b>Total</b>		<b>768</b>		<b>279-584</b>	<b>.478</b>	<b>61-170</b>	<b>.359</b>	<b>149-213</b>	<b>.700</b>	<b>110</b>	<b>260</b>	<b>370</b>	<b>41.1</b>	<b>166</b>	<b>154</b>	<b>92</b>	<b>42</b>	<b>76</b>	<b>768</b>	<b>85.3</b>
Opponents		606		208-527	.395	57-188	.303	133-185	.719	85	230	315	35.0	179	105	135	35	49	606	67.3

**New Mexico Averages**

Games Played	Points/game	FG Pct	3FG Pct	FT Pct	Rebounds/game	Assists/game	Turnovers/game	Assist/Turnover ratio	Steals/game	Blocks/game
9	85.3	47.8	35.9	70.0	41.1	17.1	10.2	1.7	8.4	4.7



**2023-24 New Mexico Men's Basketball  
Opponents Game-by-Game  
All games**

Opponent	Date	Score	W	Total		3-Pointers		Free throws		Rebounds				PF	A	TO	BLK	STL	PTS	AVG
				FG-FGA	PCT	3FG-3FGA	PCT	FT-FTA	PCT	OFF	DEF	TOT	AVG							
Texas Southern	11/06/2023	92-55	W	20-68	.294	5-24	.208	10-19	.526	11	26	37	37.0	20	9	12	9	5	55	55.0
at Saint Mary's (CA)	11/09/2023	58-72	L	25-55	.455	6-17	.353	16-25	.640	14	27	41	39.0	18	13	13	6	8	72	63.5
UT Arlington	11/16/2023	82-80	W	30-65	.462	5-23	.217	15-20	.750	15	30	45	41.0	24	11	14	2	3	80	69.0
vs Toledo	11/21/2023	92-84	W	29-57	.509	8-18	.444	18-24	.750	2	23	25	37.0	25	18	17	3	6	84	72.8
vs Rice	11/22/2023	90-56	W	18-53	.340	7-28	.250	13-18	.722	5	25	30	35.6	13	11	17	3	5	56	69.4
vs Pepperdine	11/24/2023	90-71	W	25-64	.391	12-24	.500	9-11	.818	8	24	32	35.0	19	16	15	0	8	71	69.7
Louisiana Tech	11/29/2023	74-65	W	21-59	.356	8-19	.421	15-21	.714	10	29	39	35.6	19	8	11	6	5	65	69.0
New Mexico St.	12/02/2023	106-62	W	19-48	.396	3-18	.167	21-28	.750	11	22	33	35.3	29	8	17	3	5	62	68.1
UC Santa Barbara	12/06/2023	84-61	W	21-58	.362	3-17	.176	16-19	.842	9	24	33	35.0	12	11	19	3	4	61	67.3
<b>Total</b>		<b>606</b>		<b>208-527</b>	<b>.395</b>	<b>57-188</b>	<b>.303</b>	<b>133-185</b>	<b>.719</b>	<b>85</b>	<b>230</b>	<b>315</b>	<b>35.0</b>	<b>179</b>	<b>105</b>	<b>135</b>	<b>35</b>	<b>49</b>	<b>606</b>	<b>67.3</b>
New Mexico		768		279-584	.478	61-170	.359	149-213	.700	110	260	370	41.1	166	154	92	42	76	768	85.3

**Opponents Averages**

Games Played	Points/game	FG Pct	3FG Pct	FT Pct	Rebounds/game	Assists/game	Turnovers/game	Assist/Turnover ratio	Steals/game	Blocks/game
9	67.3	39.5	30.3	71.9	35.0	11.7	15.0	0.8	5.4	3.9



**2023-24 New Mexico Men's Basketball**  
**Points-rebounds-assists**  
**All games**

Opponent	Date	Score	0 BAKER JR.,	1 APPELHANS,	2 DENT,DONOV	3 WASHINGTON	5 WASHBURN,	10 HOUSE,JAEL	11 WEBB,QUINT	12 MUSHILA,IS	15 TOPPIN,JT	21 FORSLING,S	22 SAMZIL,MUST
Texas Southern	11/06/2023	92-55	W	11-3-0	12-4-6	6-6-2	15-3-5	8-2-4	4-4-0	0-3-1	11-9-0	8-3-0	4-1-0
at Saint Mary's (CA)	11/09/2023	58-72	L	0-0-0	15-2-5	5-2-1	7-2-0	DNP	5-1-0	0-0-0	8-6-0	0-1-1	5-2-0
UT Arlington	11/16/2023	82-80	W	DNP	25-2-5	5-3-0	29-1-1	DNP	0-1-0	0-3-0	15-10-0	DNP	0-4-0
vs Toledo	11/21/2023	92-84	W	DNP	17-3-7	8-2-2	27-1-1	DNP	0-2-1	0-0-1	27-11-3	0-0-0	5-3-1
vs Rice	11/22/2023	90-56	W	0-0-0	18-3-11	14-6-0	13-3-1	DNP	7-2-0	5-7-0	13-6-1	2-2-2	2-1-0
vs Pepperdine	11/24/2023	90-71	W	2-0-0	24-1-7	19-12-0	DNP	DNP	5-3-0	2-2-2	11-8-2	0-0-1	0-0-0
Louisiana Tech	11/29/2023	74-65	W	0-1-1	8-5-4	10-4-3	DNP	16-6-4	0-2-0	DNP	8-7-0	DNP	3-3-0
New Mexico St.	12/02/2023	106-62	W	8-0-0	12-1-10	21-5-6	DNP	28-3-4	7-3-0	6-6-0	5-3-0	2-2-0	7-1-1
UC Santa Barbara	12/06/2023	84-61	W	3-1-0	23-1-8	17-6-4	DNP	5-0-4	4-3-0	0-9-0	18-4-1	0-0-0	0-2-0

Opponent	Date	Score	23 JOSEPH,NEL
Texas Southern	11/06/2023	92-55	W
at Saint Mary's (CA)	11/09/2023	58-72	L
UT Arlington	11/16/2023	82-80	W
vs Toledo	11/21/2023	92-84	W
vs Rice	11/22/2023	90-56	W
vs Pepperdine	11/24/2023	90-71	W
Louisiana Tech	11/29/2023	74-65	W
New Mexico St.	12/02/2023	106-62	W
UC Santa Barbara	12/06/2023	84-61	W



## 2023-24 New Mexico Men's Basketball Combined Team Statistics All games

### Game Records

Record	Overall	Home	Away	Neutral
ALL GAMES	8-1	5-0	0-1	3-0
CONFERENCE	0-0	0-0	0-0	0-0
NON-CONFERENCE	8-1	5-0	0-1	3-0

### Score by Periods

Team	1st	2nd	OT	TOT
New Mexico	386	382	0	768
Opponents	288	318	0	606

### Team Box Score

No.	Player	Total			3-Point			F-Throw		Rebounds				PF DQ A TO BLK STL PTS AVG								
		GP-GS	MIN	AVG	FG-FGA	FG%	3FG-3FGA	3FG%	FT-FTA	FT%	OFF	DEF	TOT	AVG	PF	DQ	A	TO	BLK	STL	PTS	AVG
5	MASHBURN, JR., Jamal	5-5	153:30	30.7	28-81	.346	8-21	.381	27-34	.794	0	10	10	2.0	3	0	8	8	1	1	91	18.2
2	DENT, Donovan	9-9	272:54	30.3	60-115	.522	5-12	.417	29-46	.630	3	19	22	2.4	13	0	63	22	7	14	154	17.1
10	HOUSE, Jaelen	4-4	104:51	26.2	16-42	.381	8-20	.400	17-19	.895	0	11	11	2.8	11	0	16	8	1	12	57	14.3
15	TOPPIN, JT	9-8	202:25	22.5	49-66	.742	2-7	.286	16-23	.696	24	40	64	7.1	25	2	7	8	16	12	116	12.9
3	WASHINGTON, Tru	9-1	203:02	22.6	37-71	.521	10-21	.476	21-28	.750	11	35	46	5.1	19	0	18	14	1	16	105	11.7
23	JOSEPH, Nelly	9-9	220:50	24.5	30-61	.492	0-0	.000	16-28	.571	27	42	69	7.7	22	0	12	11	11	4	76	8.4
0	BAKER JR., Jemarl	9-7	191:53	21.3	21-46	.457	15-37	.405	5-6	.833	1	18	19	2.1	17	0	18	3	1	3	62	6.9
11	WEBB, Quinton	9-0	111:50	12.4	13-23	.565	5-13	.385	1-4	.250	3	18	21	2.3	16	0	1	2	1	6	32	3.6
1	APPELHANS, Braden	7-0	51:12	7.3	7-19	.368	6-15	.400	4-4	1.000	1	4	5	0.7	3	0	1	3	0	2	24	3.4
22	AMZIL, Mustapha	9-2	149:19	16.6	9-43	.209	1-20	.050	7-10	.700	2	15	17	1.9	19	0	2	5	1	6	26	2.9
21	FURSLING, Sebastian	7-0	49:02	7.0	5-5	1.000	0-0	.000	2-3	.667	1	7	8	1.1	9	0	4	3	1	0	12	1.7
12	MOSHILA, Isaac	8-0	89:12	11.2	4-12	.333	1-4	.250	4-8	.500	10	20	30	3.8	9	0	4	3	1	0	13	1.6
Team											27	21	48					2				
<b>Total</b>		<b>9</b>	<b>1800</b>		<b>279-584</b>	<b>.478</b>	<b>61-170</b>	<b>.359</b>	<b>149-213</b>	<b>.700</b>	<b>110</b>	<b>260</b>	<b>370</b>	<b>41.1</b>	<b>166</b>	<b>2</b>	<b>154</b>	<b>92</b>	<b>42</b>	<b>76</b>	<b>768</b>	<b>85.3</b>
<b>Opponents</b>		<b>9</b>	<b>1800</b>		<b>208-527</b>	<b>.395</b>	<b>57-188</b>	<b>.303</b>	<b>133-185</b>	<b>.719</b>	<b>85</b>	<b>230</b>	<b>315</b>	<b>35.0</b>	<b>179</b>	<b>6</b>	<b>105</b>	<b>135</b>	<b>35</b>	<b>49</b>	<b>606</b>	<b>67.3</b>

### Team Statistics

	UNM	OPP
<b>Scoring</b>	<b>768</b>	<b>606</b>
Points per game	85.3	67.3
Scoring margin	+18.0	-
<b>Field goals-att</b>	<b>279-584</b>	<b>208-527</b>
Field goal pct	.478	.395
<b>3 point fg-att</b>	<b>61-170</b>	<b>57-188</b>
3-point FG pct	.359	.303
3-pt FG made per game	6.8	6.3
<b>Free throws-att</b>	<b>149-213</b>	<b>133-185</b>
Free throw pct	.700	.719
F-Throws made per game	16.6	14.8
<b>Rebounds</b>	<b>370</b>	<b>315</b>
Rebounds per game	41.1	35.0
Rebounding margin	+6.1	-
<b>Assists</b>	<b>154</b>	<b>105</b>
Assists per game	17.1	11.7
<b>Turnovers</b>	<b>92</b>	<b>135</b>
Turnovers per game	10.2	15.0
Turnover margin	+4.8	-
Assist/turnover ratio	1.7	0.8
<b>Steals</b>	<b>76</b>	<b>49</b>
Steals per game	8.4	5.4
<b>Blocks</b>	<b>42</b>	<b>35</b>
Blocks per game	4.7	3.9
<b>Winning streak</b>	<b>7</b>	<b>-</b>
Home win streak	5	-
<b>Attendance</b>	<b>57552</b>	<b>3500</b>
Home games-Avg/Game	5-11510	1-3500
Neutral site-Avg/Game	-	3-545

### Team Results

Date	Opponent		Score	Att.
11/06/2023	Texas Southern	W	92-55	11106
11/09/2023	at Saint Mary's (CA)	L	58-72	3500
11/16/2023	UT Arlington	W	82-80	10484
11/21/2023	vs Toledo	W	92-84	0
11/22/2023	vs Rice	W	90-56	1634
11/24/2023	vs Pepperdine	W	90-71	0
11/29/2023	Louisiana Tech	W	74-65	10216
12/02/2023	New Mexico St.	W	106-62	15435
12/06/2023	UC Santa Barbara	W	84-61	10311