



# NEW MEXICO LOBOS

## 2023-24 MEN'S BASKETBALL

X @UNMLoboMBB | #GoLobos | GoLobos.com

### SCHEDULE/RESULTS

#### OCTOBER

26 CSU PUEBLO (ex) W, 83-65

#### NOVEMBER

1 NM HIGHLANDS (ex) W, 86-73

6 TEXAS SOUTHERN W, 92-55

9 at #23 Saint Mary's L, 58-72

16 UT ARLINGTON W, 82-80

21 vs. Toledo ^ W, 92-84

22 vs. Rice ^ W, 90-56

24 vs. Pepperdine ^ W, 90-71

29 LOUISIANA TECH W, 74-65

#### DECEMBER

2 NEW MEXICO STATE W, 106-62

6 UC SANTA BARBARA W, 84-61

9 vs. Santa Clara & W, 93-76

15 at New Mexico State W, 73-72

20 UC IRVINE W, 78-65

29 EASTERN NEW MEXICO W, 87-54

#### JANUARY

2 at #13 Colorado State \* L, 68-76

6 WYOMING \* W, 77-60

9 at UNLV \* L, 73-83

13 #19 SAN DIEGO STATE \* W, 88-70

16 #16 UTAH STATE \* W, 99-86

20 at Air Force \* CBSN 2:00

24 at San Jose State \* CBSN 9:00

28 NEVADA \* FS1 8:00

31 BOISE STATE \* FS1 8:30

#### FEBRUARY

6 at Wyoming \* MWN 6:30

10 UNLV \* CBSN 6:00

13 at Nevada \* CBSN 9:00

16 at San Diego State \* FS1 8:00

21 COLORADO STATE \* CBSN 8:00

24 AIR FORCE \* CBSN 2:00

#### MARCH

2 at Boise State \* CBSN 6:00

9 FRESNO STATE \* FS1 8:30

6 at Utah State \* CBSN 6:30

13-16 at Mountain West Tournament %

All Times MT and subject to change

\* Mountain West Game

^ Ball Dawgs Classic (Henderson, Nev.)

& Jack Jones Classic (Henderson, Nev.)

% Las Vegas, Nev.

### COMMUNICATIONS

Steve Kirkland - Men's Basketball Contact

(434) 825-5241 cell  
kirkland@unm.edu email

X @skirkland14

### GAME #19 | JANUARY 20 | CLUNE ARENA | USAFA, CO

**NEW MEXICO LOBOS** VS. **AIR FORCE FALCONS**  
15-3 (3-2 MW) 7-9 (0-4 MW)

Head Coach: Richard Pitino (Providence '05)  
Overall Record: 209-171 (12th)  
UNM Record: 50-34 (3rd)  
vs. AFA: 3-1 (3-1 UNM)



Head Coach: Joe Scott (Princeton '87)  
Overall Record: 272-305 (20th)  
AFA Record: 88-128 (8th)  
vs. UNM: 7-7 (7-7 AFA)

NET: 27 KenPom: 31

NET: 238 KenPom: 217

CBS SPORTS NETWORK Play-by-Play: Carter Blackburn  
Analyst: Pete Gillen



Play-by-Play: Robert Portnoy  
Analyst: Hunter Greene

#### THE OPENING TIP

- ▶ New Mexico looks for its first Mountain West road win of the year at Air Force
- ▶ The Lobos are coming off back-to-back ranked victories, the first time since 2011-12 that UNM defeated ranked opponents in consecutive games
- ▶ New Mexico is the only team in the nation to have five different players post a 25-point game this season (Dent, House, Joseph, Mashburn, Toppin)
- ▶ Donovan Dent is one of four players in the nation averaging 15.0 points and 6.0 assists per game (and the only one who isn't a 5th-year senior)
- ▶ UNM had 12 steals and 10 blocks vs. Utah State, the first time since 2011-12 (North Dakota) with double-digit steals and blocks in the same game

#### SERIES HISTORY

Overall: 65-26  
Away: 24-20 (23-19 Clune)  
Streak: L1

#### LAST 5 SERIES GAMES

2/10/23	A	L, 77-89
1/27/23	H	W, 81-73
2/26/22	H	W, 69-65
2/5/22	A	W, 91-77
2/24/21	A	L, 55-62

### POSSIBLE STARTERS



**2 DONOVAN DENT**  
G | 6-2 / 175 | So. | Riverside, Calif.

15.1 ppg | 2.9 rpg | 6.4 apg | 31.9 mpg | 1.6 spg

- ▶ Career-high 14 assists vs. Utah State
- ▶ 2 double-doubles (Rice/NMSU)
- ▶ Only Division I player this season with multiple 10+ assist/0 turnover games



**5 JAMAL MASHBURN, JR.**  
G | 6-2 / 195 | Sr.\* | Miami Fla.

15.9 ppg | 2.1 rpg | 1.6 apg | 30.8 mpg | 86 FT%

- ▶ Preseason All-Mountain West
- ▶ Led the MW in scoring last season at 19.1 ppg and 21.0 ppg in league play
- ▶ 33 career 20-point games



**10 JAELEN HOUSE**  
G | 6-0 / 175 | Grad. | Phoenix, Ariz.

15.5 ppg | 3.2 rpg | 3.8 apg | 27.3 mpg | 2.6 spg

- ▶ Preseason All-Mountain West
- ▶ 4th in UNM history w/188 career steals
- ▶ Season-high 28 points (26 in 1st half) vs. New Mexico State



**15 JT TOPPIN**  
F | 6-9 / 220 | Fr. | Dallas, Texas

12.7 ppg | 7.9 rpg | 1.7 bpg | 24.3 mpg | 66 FG%

- ▶ Only freshman in the nation with two double-doubles vs. ranked opponents
- ▶ Five-time MW Freshman of the Week
- ▶ Leads MW in FG% at 66.4%



**23 NELLY JUNIOR JOSEPH**  
C | 6-10 / 240 | Sr.\* | Benin City, Nigeria

9.4 ppg | 7.8 rpg | 1.4 bpg | 25.5 mpg | 54% FG

- ▶ Back-to-back games with 5 blocks vs. San Diego State and Utah State
- ▶ Only Lobo to start every game this year
- ▶ 37 career doubles

### KEY RESERVES

No.	Pos.	Name	Yr.	Ht. / Wt.	PPG	RPG	Of Note
3	G	Tru Washington	Fr.	6-4 / 200	9.1	3.9	Six-straight double figure gms (11/22-12/9)
0	G	Jemari Baker, Jr.	Grad.	6-5 / 205	5.6	1.6	Three double-figure games this season
22	F	Mustapha Amzil	Sr.*	6-9 / 225	5.6	2.5	Averaging 9.6 ppg over last six games
1	G	Braden Appelhans	R-Fr.	6-7 / 195	3.6	0.6	More pts in opener (11) than all last yr (10)
11	G	Quinton Webb	R-Fr.	6-6 / 205	2.4	1.8	Career-high 7 points vs. Rice & NMSU
12	F	Isaac Mushila	Grad.	6-5 / 210	2.4	3.6	1st Team All-Southland at TAMU-CC
21	C	Sebastian Forsling	Jr.	7-0 / 240	1.2	0.9	Career-high eight pts vs. Texas Southern

\* has a super senior year available due to COVID

## RICHARD PITINO



### 3rd Season at New Mexico

#### COACHING RECORD

Year	School	Overall	Conf.
2013	FIU	18-14	11-9
2014	Minnesota	25-13	8-10
2015	Minnesota	18-15	6-12
2016	Minnesota	8-23	2-16
2017	Minnesota	24-10	11-7
2018	Minnesota	15-17	4-14
2019	Minnesota	22-14	9-11
2020	Minnesota	15-16	8-12
2021	Minnesota	14-15	6-14
2022	New Mexico	13-19	5-12
2023	New Mexico	22-12	8-10
2024	New Mexico	15-3	3-2

**TOTALS** 209-171 81-129

#### NOTABLE

- Took UNM to the NIT in his second season, the Lobos' first postseason appearance in nine years
- Led Minnesota to the 2014 NIT Championship
- Led Minnesota to two NCAA Tournament appearances
- 2017 Big Ten Coach of the Year
- 2017 NABC District 7 Coach of the Year
- 18 wins over ranked teams in eight seasons at Minnesota
- Led FIU to 10-win improvement and first winning seasons in 12 years in 2012-13 in first season as a head coach
- Five NCAA appearances in seven years as an assistant coach
- While on his father's staff at Louisville, the Cardinals reached the 2012 Final Four, the Elite Eight in 2008 and 2009 and won two Big East Championships
- While on Billy Donovan's staff at Florida, the Gators reached the Elite Eight in 2011 and won one SEC Regular Season Title

#### PITINO vs. 2023-24 OPPONENTS

Air Force	3-1	(3-1 UNM)
Boise State	1-2	(1-2 UNM)
Colorado St	1-4	(1-4 UNM)
Eastern NM	1-0	(1-0 UNM)
Fresno St	1-3	(1-3 UNM)
Louisiana Tech	1-0	(1-0 UNM)
Nevada	0-4	(0-4 UNM)
New Mexico State	3-1	(3-1 UNM)
Pepperdine	1-0	(1-0 UNM)
Rice	1-0	(1-0 UNM)
Saint Mary's	2-1	(1-0 Minnesota/1-1 UNM)
San Diego St	2-2	(2-2 UNM)
San Jose St	3-1	(3-1 UNM)
Santa Clara	2-0	(1-0 Minnesota/1-0 UNM)
Texas Southern	2-0	(1-0 FIU/1-0 UNM)
Toledo	1-0	(1-0 UNM)
UC Irvine	1-0	(1-0 UNM)
UC Santa Barbara	1-0	(1-0 UNM)
UNLV	1-3	(1-3 UNM)
UT Arlington	2-0	(1-0 UNM/1-0 Minnesota)
Utah State	1-4	(1-4 UNM)
Wyoming	4-2	(4-2 UNM)

#### FIVE WITH 25

- The Lobos are the only team in the nation with five different players posting a 25-point game this season
- It marks the first season in UNM history with five different 25-point scorers
- Donovan Dent (25 vs. UT Arlington), Jaelen House (28 vs. NM State/26 vs. San Diego State), Nelly Junior Joseph (26 vs. Utah State), Jamal Mashburn, Jr. (29 vs. UT Arlington, 27 vs. Toledo) and JT Toppin (27 vs. Toledo) have reached the 25-point mark this season

#### PITINO'S SUCCESS vs. RANKED OPPONENTS

- The Lobos are 4-3 against ranked opponents under Richard Pitino (win vs. No. 22 Wyoming in 2022, win at No. 23 San Diego State in 2023, wins vs. No. 19 San Diego State and No. 16 Utah State in 2024)
- Going back to his tenure at Minnesota, Pitino has led his squad to at least one ranked in each of the past nine seasons (since 2015-16)
- Pitino is one of 10 coaches in the nation to have at least one AP ranked win every season since 2015-16

#### AT LEAST ONE AP RANKED WIN EVERY YEAR SINCE 2015-16

Rick Barnes	Tom Izzo
Tony Bennett	Greg McDermott
Scott Drew	Matt Painter
Leonard Hamilton	Richard Pitino
Chris Holtmann	Bill Self

#### GETTING BACK TO 100%

- The Lobos have only had four games this season (Texas Southern on Nov. 6, at Colorado St. on Jan. 2, at UNLV on Jan. 9, San Diego St. on Jan. 13) when all 12 scholarship players on the roster have been available
- New Mexico has had 18 man-games lost this season due to injury/illness, with six of the 12 players missing at least one game (Jamal Mashburn, Jr.-7; Jaelen House-5; Braden Appelhans-2; Donovan Dent-1; Tru Washington-1; Isaac Mushila-1, Jemarl Baker, Jr.-1)
- Preseason All-Mountain West guards Mashburn and House were only on the floor together for a total of 37:15 during the 13 non-conference games (15:04 in the season-opener vs. Texas Southern; 22:09 in the non-conference finale vs. Eastern New Mexico)

#### NON-CONFERENCE SUCCESS

- New Mexico has posted a 25-1 record in regular season non-conference games over the past two seasons (13-0 last year, 12-1 this year)
- The Lobos' .962 win percentage in those games is T-2nd best record nationally (behind Purdue and tied with Houston)
- UNM has posted a 12-win non-conference season in consecutive seasons for the first time since a four-year stretch from 2010-13
- This season, the Lobos had five non-conference wins away from home for the first time since 2012-13 (six non-conference wins away from home)

#### BEST REGULAR SEASON NON-CONF. RECORD LAST 2 YRS

1.000	Purdue (22-0)
<b>.962</b>	<b>New Mexico (25-1)</b>
.962	Houston (25-1)
.955	UCConn (21-1)
.923	Kansas (24-2)

#### GETTING DEFENSIVE

- New Mexico enters the game ranked in the top 30 of KenPom defensively efficiency at 96.3, its best rating since 2012-13 when it finished the year at 90.9
- UNM ranks 11th nationally in steals per game at 10.1 and 18th nationally in turnovers forced per game at 15.9
- The Lobos have eight double-digit steal games this season (18 games), more than they had in the first two seasons of the Pitino era combined (6 in 66 games)
- The Lobos recorded at least 10 steals in four straight games (12/2-12/15), the longest streak of consecutive double-digit steal games since the first four games of the 1981-82 season
- New Mexico forced at least 20 turnovers vs. Santa Clara and at NM State, the first consecutive games of 20-plus opponent turnovers since the first two games of the 2017-18 season (Northern NM, Omaha)
- Five opponents this season have had their season-high in turnovers come against UNM (Toledo, New Mexico State, UC Santa Barbara, Santa Clara, Wyoming)
- Against Utah State (Jan. 16), the Lobos had 12 steals and 10 blocks, their first game with double-figure steals and blocks since 2011-12 (vs. North Dakota) and the first time it happened in a Mountain West conference game since 2012-13 (UNLV vs. San Diego State)

#### UNM MOST DOUBLE-DIGIT STEAL GAMES (MW ERA)

12	2019-20
12	2004-05
<b>8</b>	<b>2023-24</b>
7	2017-18
7	2009-10
7	1999-00
6	2005-06

## MEDIA SCHEDULE

JAN. 20 Saturday	JAN. 21 Sunday	JAN. 22 Monday	JAN. 23 Tuesday	JAN. 24 Wednesday	JAN. 25 Thursday	JAN. 26 Friday
GAMEDAY at Air Force 2:00 pm				GAMEDAY at San Jose State 8:00 pm PT	LOBO TALK Buffalo Wild Wings 6:00-7:00 pm	

## RANKINGS

### ASSOCIATED PRESS (1/15)

1	UConn (39)	15-2	1542
2	Purdue (20)	15-2	1506
3	Kansas (3)	14-2	1426
4	North Carolina (1)	13-3	1407
5	Houston	14-2	1236
6	Tennessee	12-4	1147
7	Duke	13-3	1130
8	Kentucky	12-3	1123
9	Baylor	14-2	1055
10	Memphis	15-2	987
11	Wisconsin	13-3	948
12	Arizona	12-4	918
13	Auburn	14-2	905
14	Illinois	12-4	660
15	Oklahoma	13-3	633
<b>16</b>	<b>Utah State</b>	<b>16-1</b>	<b>538</b>
17	Marquette	11-5	516
18	Creighton	13-4	433
19	TCU	13-3	293
20	BYU	13-3	270
21	Dayton	13-2	261
22	Ole Miss	15-1	236
23	Florida Atlantic	13-4	221
24	Iowa State	13-3	195
25	Texas Tech	14-2	191

Others receiving votes: **Colorado State 169**, **San Diego State 153**, Seton Hall 89, Alabama 60, Grand Canyon 49, Clemson 38, **Nevada 22**, **Boise State 22**, Texas 20, Oregon 17, St. John's 15, **NEW MEXICO 14**, NC State 8, Gonzaga 5, Princeton 5, Mississippi State 3, Utah 3, South Carolina 2, Villanova 2, McNeese 1, James Madison 1

### COACHES (1/15)

1	UConn (20)	15-2	785
2	Purdue (12)	15-2	762
3	North Carolina	13-3	717
4	Kansas	14-2	713
5	Houston	14-2	619
6	Duke	13-3	590
7	Tennessee	12-4	574
8	Wisconsin	13-3	533
9	Baylor	14-2	523
10	Kentucky	12-3	514
11	Auburn	14-2	509
12	Memphis	15-2	489
13	Arizona	12-4	424
14	Illinois	12-4	319
15	Creighton	13-4	261
16	Oklahoma	13-3	239
<b>17</b>	<b>Utah State</b>	<b>16-1</b>	<b>238</b>
18	Marquette	11-5	214
19	BYU	13-3	174
20	Iowa State	13-3	152
21	Ole Miss	15-1	151
22	TCU	13-3	150
23	Dayton	13-2	130
<b>24</b>	<b>San Diego State</b>	<b>14-3</b>	<b>102</b>
25	Texas Tech	14-2	92

Others receiving votes: **Colorado State 81**, Florida Atlantic 67, Alabama 60, Seton Hall 40, Clemson 39, Grand Canyon 34, Texas 20, **Nevada 14**, Gonzaga 11, Oregon 10, NC State 9, James Madison 8, Villanova 8, Princeton 7, St. John's 6, Florida State 4, Nebraska 2, Wake Forest 2, Florida 2, Indiana State 1, **NEW MEXICO 1**

### 2023-24 Opponents in Bold

## NATIONAL LEADERS

- JT Toppin ranks fourth nationally in field goal percentage at 66.4% and is the only freshman in the top 25
- Donovan Dent ranks 10th nationally in assists per game at 6.4 per game
- Jaalen House would rank 9th nationally in steals per game at 2.62, but hasn't played in the minimum 75% of the Lobos' games
- As a team, the Lobos rank in the top 30 nationally in several categories: turnover margin (7th - +5.5), steals per game (11th - 10.1), turnovers forced per game (18th- 15.9), fastbreak points (19th - 15.6), scoring offense (23rd - 83.6), assist/turnover ratio (24th - 1.53), scoring margin (26th - +14.2)

## DENT DISHING IT OUT

- Donovan Dent is the only player in the nation with multiple games this season with 10 or more assists and no turnovers
- His two games of 10 assists/0 turnovers are tied for the most in a career by a Lobo (Marlon Parmer & Darrell McGee), but accomplished the feat in fewer career games
- He had 11 assists (and no turnovers) against Rice in the Ball Dawgs Classic on Nov. 22, the second-most assists in a zero turnover game in UNM history (T-most against a Division I opponent)
- He had 10 assists (and no turnovers) in the win over New Mexico State at The Pit on Dec. 2
- Against Utah State on Jan. 16, Dent had a career-high 14 assists (one turnover)

### UNM CAREER GAMES WITH 10 ASSISTS/0 TURNOVERS

2	<b>Donovan Dent</b> (2023-pres./51 games)
2	Marlon Parmer (2000-02/82 games)
2	Darrell McGee (1987-90/137 games)
1	Six tied

## RARE AIR FOR DENT

- Donovan Dent (15.1 ppg/6.4 apg) is one of four players nationally averaging at least 15 points and six assists per game (Isaiah Stevens of Colorado State, Xavier Johnson of Southern Illinois, Sahvir Wheeler of Washington), and the only one who isn't a fifth-year player
- Only two Lobos have ever finished a season averaging 15 points and six assists per game (Kelvin Scarborough [18.9 ppg/6.1 apg] in 1986-87 and Phil Smith [15.9 ppg/6.1 apg] in 1981-82)

## YOU AREN'T ROBBING THE HOUSE, THE HOUSE IS ROBBING YOU

- Jaalen House has 34 steals in his 13 games this season, including his ninth game at UNM with at least five steals vs. Wyoming
- His 120 steals over the past two seasons ranks fifth nationally
- House is tied for the Mountain West lead in total steals (34), despite missing five games earlier this season
- He enters tonight's game 4th on UNM's career steals list with 188

### MOST STEALS SINCE 2022-23

155	Arturo Dean (FIU)
136	Kellen Tynes (Maine)
130	Tamin Lipsey (Iowa State)
121	Javon Bennett (Merimack/Dayton)
<b>120</b>	<b>Jaalen House</b> (New Mexico)
120	Ace Baldwin (VCU/Penn State)

## MASH MOVING UP

- Jamal Mashburn, Jr. has moved into the top 15 in career scoring at UNM with 1,408 points (15th all-time)
- He needs 134 more points to crack the top 10 in Lobo career history
- Both Mashburn and Jaalen House have an opportunity this season to become the first ever Lobos to score at least 500 points in three consecutive seasons

## TOPPIN'S HISTORIC DOUBLE-DOUBLES

- JT Toppin is making history with his double-doubles as a freshman, already posting five, the second-most in UNM freshman history
- Toppin became the first Lobo freshman to post consecutive double-doubles with his performances against UT Arlington (15p/10r) and Toledo (27p/11r)
- His double-doubles at No. 13 Colorado State and vs. No. 19 San Diego State make him the only freshman in the nation with two double-doubles against ranked opponents this season
- Toppin owns two of the three freshman double-doubles against ranked opponents in UNM history (Kenny Thomas had 30pt/17reb vs. No. 10 Utah in the 1996 WAC Tournament final)
- He is one of three freshmen in the nation with at least five double-doubles

### MOST UNM FRESHMAN DOUBLE-DOUBLES

7	Kenny Thomas (1995-96)
<b>5</b>	<b>JT Toppin</b> (2023-24)
2	Three players

## QUICK FACTS

### THE UNIVERSITY OF NEW MEXICO

Location	Albuquerque, N.M.
Founded	1889 by Territorial Legislature
Enrollment	21,982
Nickname	Lobos
Colors	Cherry (PMS 200) & Silver (PMS 428)
Conference	Mountain West
National Affiliation	NCAA Division I

President	Dr. Garnett S. Stokes
Director of Athletics	Eddie Nuñez
Deputy A.D.	Dave Williams
Facility	The Pit
Capacity	15,411
Age	Built in 1966 (Renovated in 2009-10)

## DOUBLE TIME

### DOUBLE-DOUBLES

	2023-24	CAREER	STREAK
JT Toppin	5	5	-
Nelly Junior Joseph	3	37	-
Donovan Dent	3	3	1
Tru Washington	1	1	-
Isaac Mushila	-	27	-
Jaelen House	-	2	-
Mustapha Amzil	-	2	-

### DOUBLE FIGURE POINTS

	2023-24	CAREER	STREAK
Donovan Dent	14	20	1
JT Toppin	12	12	3
Jamal Mashburn, Jr.	10	87%	9
Jaelen House	10	69%	9
Nelly Junior Joseph	9	77%	1
Tru Washington	6	6	-
Mustapha Amzil	5	41%	3
Jemarl Baker, Jr.	3	31%	-
Braden Appelhaus	2	2	-
Isaac Mushila	1	28%	-

### DOUBLE FIGURE REBOUNDS

	2023-24	CAREER	STREAK
JT Toppin	6	6	-
Nelly Junior Joseph	4	41	-
Tru Washington	1	1	-
Isaac Mushila	-	31	-
Mustapha Amzil	-	3	-
Sebastian Forsling	-	1	-

## BIG TIME GAMES

### 20-POINT GAMES

	2023-24	CAREER	STREAK
Donovan Dent	5	5	-
Jaelen House	4	24%	-
Jamal Mashburn, Jr.	2	33	-
Nelly Junior Joseph	1	9	1
JT Toppin	1	1	-
Tru Washington	1	1	-
Isaac Mushila	-	16	-
Jemarl Baker, Jr.	-	7	-
Mustapha Amzil	-	2	-

### 30-POINT GAMES (40 Point Games)

	2023-24	CAREER	STREAK
Jaelen House	-	4 (1)	-
Jamal Mashburn, Jr.	-	2	-
Jemarl Baker, Jr.	-	2 (1)	-

### 10-ASSIST GAMES

	2023-24	CAREER	STREAK
Donovan Dent	3	3	1
Jaelen House	-	2	-

% Career totals include games at previous schools (NCAA Division I)

## COUNT IT, AND ONE!

### AND ONES...

	2023-24	CAREER <sup>A</sup>
JT Toppin	7	7
Tru Washington	4	4
Jamal Mashburn, Jr.	3 (1)	26 (1)
Jemarl Baker, Jr.	3 (1)	3 (1)
Jaelen House	2	26
Donovan Dent	2	6
Nelly Junior Joseph	1	1
Mustapha Amzil	1	1
Sebastian Forsling	-	1

<sup>A</sup> made FG while fouled, followed by a made FT | <sup>^</sup> UNM career only | (#) - 4pt plays

### TOPPIN SHINES ON THE BIG STAGE

- Against No. 19 San Diego State on Jan. 13, in a game televised on CBS, JT Toppin had 17 points and set career highs of 16 rebounds (nine offensive) and five blocks
- It was the first 17pt/16reb/5blk game by a freshman nationally since 2022, when Gonzaga's Chet Holmgren accomplished the feat vs. BYU
- Toppin was the first freshman nationally to post 17/16/5 against a ranked opponent since 2020, when Washington's Isaiah Stewart posted those numbers against Oregon
- He was the first MW player of any class to post 17/16/5 since 2015 (Christian Wood, UNLV vs. Fresno St)

### FRESHMAN AT THE PEAK

- JT Toppin (five times) and Tru Washington (once) have given UNM the Mountain West Freshman of the Week honor six times in the first 10 weeks of the season
- Toppin became the first player to win the award five times over the first 10 weeks of the season and is already the fourth most awards in a year

### MOST MW FRESHMAN OF THE WEEK AWARDS

9	Tyson Degenhart	<small>(Boise St, 2021-22)</small>
6	Darrion Williams	<small>(Nevada, 2022-23)</small>
6	Rytis Petraitis	<small>(Air Force, 2022-23)</small>
5	JT Toppin	<small>(New Mexico, 2023-24)</small>
4	Ethan Taylor	<small>(Air Force, 2021-22)</small>

### BLOCK PARTY

- New Mexico is averaging 4.8 blocks per game this season, on pace for its best block average since 2013-14 (5.1 per game)
- Against San Diego St. on Jan. 13, UNM tied the school record with 14 blocks (including 11 in the first half)
- In that game, both Nelly Junior Joseph and JT Toppin record five blocks, marking the first in history two Lobos had at least five blocks in the same game
- Prior to Joseph and Toppin's performance against SDSU, no Lobo had posted a five-block game in seven years, since Joe Furstinger had five blocks against Boise State in 2017
- Joseph also had five blocks in the next game vs. Utah State, making him the first Lobo since Obij Aget in 2016-17 to have consecutive five-block games

### OH NELLY!!

- Nelly Junior Joseph ranks in the top five in the Mountain West in double-doubles (5th - 3), offensive rebounds (3rd - 3.1) and rebounds (5th - 7.8)
- Against Eastern New Mexico on Dec. 29, Joseph had 11 points and 15 rebounds in the first half, the first Lobo to have a double-double at the half since Carlton Bragg at Wyoming in 2019
- Joseph's 15 first-half rebounds vs. ENMU were the most in a half by a Lobo in the Mountain West era (breaking the mark of 14 by Drew Gordon in the second half vs. Oklahoma State in 2011-12)

### EXPERIENCED BAKER

- At age 25, Jemarl Baker, Jr. is the second-oldest player in Division I basketball this season (trails only BYU's Spencer Johnson)
- Now in his seventh season of collegiate basketball (first year with the Lobos after two years each at Kentucky, Arizona and Fresno State), the Pan American Center was the 48th different arena that Baker has played a game in during his career
- Baker will have a chance to play 50 career arenas before the Lobos' regular season is complete (adding the the Provident Credit Union Events Center at San Jose State and Viejas Arena at San Diego State)

### OLDEST PLAYERS IN DIVISION I

Spencer Johnson	(BYU)	<small>Sept. 3, 1997</small>
Jemarl Baker Jr.	(UNM)	<small>June 12, 1998</small>
Jalen Jordan	(MTSU)	<small>June 19, 1998</small>
Trevin Knell	(BYU)	<small>Sept. 26, 1998</small>
Michael Hueitt, Jr.	(Pitt)	<small>Oct. 2, 1998</small>

### CAPTAINS NAMED

- Jamal Mashburn, Jr., Jaelen House and Jemarl Baker, Jr. were selected as the captains for the 2023-24 Lobos
- Mashburn is serving as captain for the third consecutive year, while House and Baker are captains for the first time in their career

### LOBOS SIGN TWO

- New Mexico signed two players during the November signing period for the class of 2024
- Kayde Dotson, a guard from Beaumont, Texas, and Jovan Milicevic, a forward from Toronto, Ont. (playing high school basketball in Arizona), are both ranked among the top 250 players in the class

### UP NEXT

- New Mexico conclude the two-game road trip on Wednesday with a visit to San Jose State
- The game is 9:00 pm MT (8:00 pm PT) and will air on CBS Sports Network
- The Lobos swept both meetings in the series last season, winning by 20 at The Pit and by 28 in San Jose



# 2023-24 LOBO BASKETBALL

## 2023-24 ROSTER

NO.	PLAYER	PRONUNCIATION	POS.	YR.	HT.	HOMETOWN	SOCIAL	
0	JEMARL BAKER, JR.	jamal	G	Grad,	6-5	Menifee, CA	X @jearlbakerjr	📷 jearlbakerjr
1	BRADEN APPELHANS	apple-hans	G	R-Fr.	6-7	Blue Springs, MO	X @AppelhansBraden	📷 bradenappelhans1
2	DONOVAN DENT		G	So.	6-2	Riverside, CA	X @Donovandent1	📷 donovandent2
3	TRU WASHINGTON		G	Fr.	6-4	Phoenix, AZ	X @washington_tru	📷 truwashington
5	JAMAL MASHBURN, JR.		G	Sr.*	6-2	Miami, FL	X @its_jaymashjr	📷 jamashburn1
10	JAELEN HOUSE		G	Grad.	6-0	Phoenix, AZ	X @jaelenhouse10	📷 jaelenhouse
11	QUINTON WEBB		G	R-Fr.	6-6	San Bernardino, CA	X @quintonwebb5	📷 quintonwebb11
12	ISAAC MUSHILA	moo-SHE-la	F	Grad.	6-5	Lubumbashi, DR Congo	X @ike_mushila	📷 ike_m12
15	JT TOPPIN		F	Fr.	6-9	Dallas, Texas	X @JToppin5	📷 j1izzle
20	DERAJE AGBAOSI	derr-ah-ZHAY ag-BOW-see	F	Jr.	6-7	Union, NJ		📷 _deraje
21	SEBASTIAN FORSLING		C	Jr.	7-0	Floda, Sweden	X @SebastianForsl5	📷 forsling_sebastian
22	MUSTAPHA AMZIL	AHM-seel	F	Sr.*	6-9	Helsinki, Finland	X @CantStaphMe	📷 mustaphaamzil
23	NELLY JUNIOR JOSEPH		F	Sr.*	6-10	Benin City, Nigeria	X @eazynelz	📷 eazynelz
24	SHANE DOUMA-SANCHEZ	DUE-ma	G	Fr.	6-1	Laguna Pueblo, NM	X @ds32_shaneshane	📷 saucy_shaneshane

\* has a super senior year available due to COVID

Head Coach	Richard Pitino	3rd Season / Providence, 2005
Assistant Coach	Isaac Chew	3rd Season / Avila, 1999
Assistant Coach	Tarvish Felton	2nd Season / Southern Utah, 1999
Assistant Coach	Aaron Katsuma	1st Season / Minnesota, 2014
Special Assistant to the Head Coach	Dave Pilipovich	3rd Season / Thiel, 1986
Strength & Conditioning Coach	Matthew Flores	3rd Season / Arizona State, 2012
Video Coordinator	Danny Walters	2nd Season / Texas A&M, 2020
Administrative Assistant	Peyton Stephens	3rd Season / Texas A&M, 2019
Sports Medicine	Ben Felz	2nd Season / Eastern Kentucky, 2009
Communications	Steve Kirkland	3rd Season / Penn State, 2001

## THE LAST TIME

### A NEW MEXICO PLAYER...

- **Scored 30 points:** Jamal Mashburn, Jr. (31) at San Jose State (2/17/23)
- **Scored 35 points:** Jaelen House (42) at Air Force (2/5/22)
- **Scored 40 points:** Jaelen House (42) at Air Force (2/5/22)
- **Two players with 20 points:** Jaelen House (28) and Tru Washington (21), vs. New Mexico State (12/2/23)
- **Two players with 25 points:** Jamal Mashburn, Jr. (27) and JT Toppin (27), vs. Toledo (11/21/23)
- **Three players with 20 points:** Corey Manigault (28), Zane Martin (23) & Vance Jackson (20) vs. Wyoming (2/8/20)
- **20-point game off the bench:** Tru Washington (21) vs. New Mexico State (12/2/23)
- **20-points in one half:** Jaelen House (26<sup>1</sup>) vs. New Mexico State (12/2/23)
- **A player with back-to-back 30-point games:** Ruben Douglas (2/24/03-3/1/03)
- **One player scored in double figures:** at Air Force (2/24/21)
- **No players scored in double figures:** at Boise State (12/23/20)
- **Five players scored in double figures:** vs. Utah State (1/16/24)
- **All five starters scored in double figures:** vs. Utah State (1/16/24)
- **Six players scored in double figures:** vs. Utah State (1/16/24)
- **Had 15 rebounds:** JT Toppin (16) vs. San Diego State (1/13/24)
- **Had 20 rebounds:** Carlton Bragg (20) at Wyoming (3/9/19)
- **Two players with 10 rebounds:** JT Toppin (11) & Nelly Junior Joseph (10) vs. Toledo (11/21/23)
- **Double-Double:** Donovan Dent vs. Utah State (1/16/24)
- **Two players had a double-double:** Morris Udeze & Jaelen House at Nevada (1/23/23)
- **Three players had a double-double:** Corey Manigault, Zane Martin & Vance Jackson (20) vs. Wyoming (2/8/20)
- **Double-Double with points and assists:** Donovan Dent vs. Utah State (1/16/24)
- **Four Double-Doubles in a row:** Morris Udeze (1/7/23-1/17/23)
- **Triple-Double:** Luc Longley vs. Penn State (3/28/90) *NIT*
- **20 points and 20 rebounds:** Carlton Bragg (22/20) at Wyoming (3/9/19)
- **10 assists:** Donovan Dent (14) vs. Utah State (1/16/24)
- **5 Blocked Shots:** Nelly Junior Joseph (5) vs. Utah State (1/16/24)
- **5 Steals:** Tru Washington (5) at UNLV (1/9/24)
- **Led UNM in Points, Rebounds and Assists:** Makuach Malauch at Fresno State (1/30/21)
- **Hit a last second shot to win a game (1.0 or later):** Donovan Dent vs. UT Arlington (11/16/23), layup with 0.5 left to win 82-80
- **Played the entire game:** Jaelen House at Air Force (2/5/22)
- **Played 40 or more minutes:** Four players at Nevada (2ot) (1/23/23)

### NEW MEXICO TEAM...

- **Won in Overtime:** 81-79 vs. Boise State (1/20/23)
- **Lost in Overtime:** 94-97 at Nevada (2ot) (1/23/23)
- **Played Two Overtimes:** L, 94-97 (2ot) at Nevada (1/23/23)
- **Played Three Overtimes:** W, 104-99 (3ot) vs. Fresno State (3/8/96) *WAC*
- **Shot 70 percent for a Half:** 73.3 (22-30)<sup>2</sup>, vs. Houston Baptist (12/22/19)
- **Shot 60 percent in a Game:** 60.4 (32-53) vs. New Mexico State (12/2/23)
- **Shot less than 30 percent in a Game:** 26.8 (15-56) vs. Utah State (1/6/21)
- **Shot 90 percent from the free throw line:** 94.1 (16-17) vs. Utah State (1/16/24)
- **Shot 50 percent from 3-point line:** 56.0 (14-25) vs. New Mexico State (12/2/23)
- **Shot less than 30 percent in a half:** 27.6 (8-29)<sup>1</sup>, vs. Air Force (2/26/22)
- **Shot less than 20 percent in a half:** 19.2 (5-26)<sup>1</sup>, vs. Utah State (1/6/21)
- **Shot 55 percent or better and lost:** 59.6 (31-52) vs. New Mexico State (11/17/18)
- **Attempted 50 FTs:** 52 at UTEP (1/2/08)
- **Made 30 FTs:** 36 vs. UTSA (12/10/22)
- **Made 10 3-pt FGs:** 11, vs. Eastern New Mexico (12/29/23)
- **Failed to make a 3-pt FG:** vs. Washington State (12/25/15)
- **Had 50 rebounds:** 53, vs. Texas Southern (11/6/23)
- **Had 25 assists:** 26, vs. San Jose State (1/23/21)
- **Had 15 steals:** 16, vs. Wyoming (1/6/24)
- **Had 10 blocks:** 10, vs. Utah State (1/16/24)
- **Scored 50 pts in a half:** 55<sup>1</sup>, vs. Utah State (1/16/24)
- **Scored 60 pts in a half:** 61<sup>2</sup>, vs. Houston Baptist (12/22/19)
- **Scored 100 pts (MW):** 108, at Colorado State (2/28/18)
- **Scored 100 pts (non-conf):** 106, vs. New Mexico State (12/2/23)
- **Scored under 20 pts in 1st half:** 19, at Fresno State (1/28/21)
- **Scored under 20 pts in 2nd half:** 18, at UNLV (1/18/21)
- **Scored under 50 pts in a game:** 46, at UNLV (1/18/21)
- **Never trailed:** vs. Pepperdine (11/24/23)

### AN OPPOSING PLAYER...

- **Scored 30 points:** Justin Harmon (32), Utah Valley (3/15/23) *NIT*
- **Scored 35 points:** Hunter Maldonado (36), Wyoming (3/8/23) *MWT*
- **Scored 40 points:** Jordan Caroline (45), Nevada (1/7/17)
- **Two players with 20 points:** Dante Maddox, Jr (23) & Ra'Heim Moss (22), Toledo (11/21/23)
- **Two players with 25 points:** Graham Ike (29) & Hunter Maldonado (25), at Wyoming (1/22/22)
- **Three players with 20 points:** Will Baker (28), Jarod Lucas (22) & Kenan Blackshear (20), at Nevada (1/13/23)
- **20-point game off the bench:** Max Rice (22), Boise State (12/20/23)
- **One player scored in double figures:** UC Irvine (12/20/23)
- **No players scored in double figures:** ULM (12/13/14)
- **Five players scored in double figures:** Utah State (1/16/24)
- **All five starters scored in double figures:** Utah State (1/8/22)
- **Six players scored in double figures:** Utah State (1/8/22)
- **Had 15 rebounds:** Graham Ike (15), at Wyoming (1/22/22)
- **Had 20 rebounds:** Ryan Watkins (22), Boise State (1/21/14)
- **Two players with 10 rebounds:** Aziz Bandaogo (11) & Tim Fuller (10), Utah Valley (3/15/23) *NIT*
- **Double-Double:** Nique Clifford, at Colorado State (1/2/24)
- **Two players had a double-double:** Shemar Wilson & DaJuan Gordon, UT Arlington (11/16/23)
- **Double-Double with points and assists:** Isaiah Stevens, at Colorado State (3/3/23)
- **Triple-Double:** Omari Moore, at San Jose State (2/20/22)
- **10 assists:** Isaiah Stevens (13), at Colorado State (3/3/23)
- **5 Blocked Shots:** Neemias Queta (5), Utah State (1/6/21)
- **5 Steals:** Kenan Blackshear (5), at Nevada (1/23/23)
- **Hit a last second shot to win a game (1.0 or later):** Lamont Butler, San Diego State (2/25/23), three-pointer as time expired to win 73-71

### OPPOSING TEAM...

- **Shot 70 percent for a Half:** 73.1 (19-26)<sup>2</sup>, at Air Force (2/10/23)
- **Shot 60 percent in a Game:** 66.0 (35-53) at Air Force (2/10/23)
- **Shot less than 30 percent in a Game:** 29.4 (20-68), Texas Southern (11/6/23)
- **Shot 90 percent from the free throw line:** 92.9 (13-14), Wyoming (2/14/23)
- **Shot 50 percent from 3-point line:** 50.0 (12-24), Pepperdine (11/24/23)
- **Shot less than 30 percent in a half:** 28.0 (7-25)<sup>2</sup>, UC Santa Barbara (12/6/23)
- **Shot less than 20 percent in a half:** 18.5 (5-27)<sup>1</sup>, at Fresno State (1/28/21)
- **Shot 55 percent or better and lost:** 57.8 (37-64) at Wyoming (2/20/18)
- **Attempted 50 FTs:** 50, New Mexico State (12/11/82)
- **Made 30 FTs:** 35, Utah State (3/14/19)
- **Made 10 3-pt FGs:** 10, at UNLV (1/9/24)
- **Failed to make a 3-pt FG:** New Mexico State (12/16/15)
- **Had 50 rebounds:** 52, Boise State (1/15/22)
- **Had 25 assists:** 27, at Colorado State (3/3/21)
- **Had 15 steals:** 15, UAB (11/25/21)
- **Had 10 blocks:** 10, Utah State (1/6/21)
- **Scored 50 pts in a half:** 52<sup>2</sup>, Toledo (11/21/23)
- **Scored 60 pts in a half:** 61<sup>2</sup>, at Wyoming (2/20/18)
- **Scored 100 pts (MW):** 105, at Colorado State (1/15/20)
- **Scored 100 pts (non-conf):** 100, at New Mexico State (12/4/18)
- **Scored under 20 pts in 1st half:** 19, at Fresno State (1/28/21)
- **Scored under 20 pts in 2nd half:** 19, New Mexico State (12/3/14)
- **Scored under 50 pts in a game:** 46, Northern New Mexico (2/11/22)
- **Never trailed:** at Saint Mary's (11/9/23)

### COMEBACKS...

	New Mexico Comeback	Opponent Comeback
Trailing at Half	Wyoming (3/8/23) <sup>35-38 / 67-76</sup>	San Diego St (2/25/23) <sup>27-37 / 73-71</sup>
Trailing w/8:00 left	vs. USF (12/12/22) <sup>52-54 / 67-64</sup>	San Diego St (2/25/23) <sup>51-56 / 73-71</sup>
Trailing w/4:00 left	vs. USF (12/12/22) <sup>56-62 / 67-64</sup>	Nevada (2/7/23) <sup>67-68 / 77-76</sup>
Trailing w/2:00 left	at Wyoming (12/31/22) <sup>72-74 / 76-75</sup>	NM State (12/6/21) <sup>64-65 / 78-76(ot)</sup>
Trailing w/1:00 left	at NMSU (12/15/23) <sup>68-72 / 73-72</sup>	Utah St (1/8/22) <sup>72-73 / 90-87(ot)</sup>
Trailing any pt in final 30 sec of 2nd half or 30 sec of OT	at NMSU (12/15/23) <sup>71-72(30) / 73-72</sup>	SDSU (2/25/23) <sup>70-71 (06) / 73-71</sup>

## UPDATED CAREER RECORD BOOK

### CAREER SCORING LEADERS

Rk.	Player	Years	Points
1.	Charles Smith	1994-97	1,993
2.	Kenny Thomas	1996-99	1,931
3.	Lamont Long	1997-00	1,840
4.	Clayton Shields	1995-98	1,837
5.	Kendall Williams	2011-14	1,813
6.	Ruben Douglas	2001-03	1,782
7.	Luc Longley	1988-91	1,769
8.	Hunter Greene	1984-88	1,745
9.	Rob Robbins	1988-91	1,739
10.	Willie Long	1969-71	1,542
11.	Mel Daniels	1965-67	1,537
12.	Phil Smith	1981-84	1,477
13.	Kelvin Scarborough	1984-87	1,469
14.	Dairese Gary	2008-11	1,458
15.	<b>Jamal Mashburn, Jr.</b>	<b>2022-pres.</b>	<b>1,408</b>
16.	Willie Banks	1989-92	1,394
17.	Kenny Page	1980-81	1,387
18.	Makuach Maluach	2018-21	1,308
19.	Francis Grant	1960-62	1,282
20.	Elijah Brown	2016-17	1,276
21.	<b>Jaelen House</b>	<b>2022-pres.</b>	<b>1,269</b>
22.	Tony Danridge	2005-09	1,260
23.	Marvin Johnson	1977-78	1,246
24.	Cameron Bairstow	2011-14	1,239
25.	Mark Walters	2003-06	1,200
26.	Roman Martinez	2007-10	1,159
27.	Charlie Thomas	1988-89	1,158
28.	Johnny Brown	1985-86	1,157
29.	Phillip McDonald	2009-12	1,146
30.	David Chiotti	2003-06	1,145
31.	Ike Williams	1991-93	1,086
32.	Chad Toppert	2006-09	1,067
33.	Ira Harge	1963-64	1,016
34.	Rob Loeffel	1986-89	1,011
35.	Alex Kirk	2011-14	1,010
	Ron Becker	1968-70	1,010
37.	Hugh Greenwood	2012-15	1,006

### CAREER FT% LEADERS (min 150 attempts)

Rk.	Player	Years	FT-FTA	Avg.
1.	Rob Robbins	1988-91	309-348	.888
2.	Anthony Mathis	2016-19	168-191	.880
3.	<b>Jaelen House</b>	<b>2022-pres.</b>	<b>334-384</b>	<b>.870</b>
4.	Elijah Brown	2016-17	399-475	.840
5.	Tommy Roberts	1971-73	188-225	.836
6.	Ruben Douglas	2001-03	488-588	.830
7.	Greg Brown	1993-94	168-204	.824
8.	Tony Snell	2011-13	165-201	.821
9.	Ron Nelson	1967-68	156-191	.817
10.	Bob Martin	1956-58	170-210	.810
	<b>Jamal Mashburn, Jr.</b>	<b>2022-pres.</b>	<b>303-374</b>	<b>.810</b>
12.	Chad Toppert	2006-09	139-172	.808
13.	Pat King	1973-75	130-161	.807
14.	Dan Darrow	1951-53	162-202	.802
	Jamaal Smith	2007-08	158-197	.802
	Marlow White	1994-95	178-222	.802
17.	Mike Lucero	1962-64	192-241	.797
	Damion Walker	1999-00	244-306	.797
19.	Skip Kruzich	1963-65	195-245	.796
20.	Russ Nystedt	1952-54	159-200	.795

### CAREER ASSIST LEADERS

Rk.	Player	Years	Assists
1.	Darrell McGee	1987-90	684
2.	Phil Smith	1981-84	630
3.	Kendall Williams	2011-14	617
4.	Kelvin Scarborough	1984-87	574
5.	Dairese Gary	2008-11	564
6.	Petie Gibson	1969-71	560
7.	David Gibson	1995-98	460
8.	Willie Banks	1989-92	419
9.	Marlon Parmer	2000-02	384
10.	Hugh Greenwood	2012-15	372
11.	Charles Smith	1994-97	358
12.	Hunter Greene	1984-88	354
13.	Mike Winters	1984-87	351
14.	Rob Robbins	1988-91	350
15.	<b>Jaelen House</b>	<b>2022-pres.</b>	<b>338</b>
16.	Luc Longley	1988-91	317
17.	Royce Olney	1995-98	312
18.	Lamont Long	1997-00	301
19.	Russell Saunders	1978-79	271
20.	Mark Walters	2003-06	269

### CAREER STEAL LEADERS

Rk.	Player	Years	Steals
1.	Kelvin Scarborough	1984-87	235
2.	Hunter Greene	1984-88	203
3.	Phil Smith	1981-84	197
4.	<b>Jaelen House</b>	<b>2022-pres.</b>	<b>188</b>
5.	Kendall Williams	2011-14	186
6.	Lamont Long	1997-00	184
7.	Willie Banks	1989-92	182
8.	Charles Smith	1994-97	178
9.	Darrell McGee	1987-90	168
10.	Dairese Gary	2008-11	162
11.	Mark Walters	2003-06	153
12.	Hugh Greenwood	2012-15	149
13.	David Gibson	1995-98	145
14.	Alan Dolensky	1981-84	142
15.	Roman Martinez	2007-10	136

### CAREER FREE THROW LEADERS

Rk.	Player	Years	FTs
1.	Kendall Williams	2011-14	556
2.	Phil Smith	1981-84	547
3.	Dairese Gary	2008-11	537
4.	Kenny Thomas	1996-99	534
5.	Ruben Douglas	2001-03	488
6.	Kelvin Scarborough	1984-87	441
7.	Willie Long	1969-71	422
8.	Cameron Bairstow	2011-14	401
9.	Elijah Brown	2016-17	399
	Lamont Long	1997-00	399
11.	Luc Longley	1988-91	377
12.	Hunter Greene	1984-88	359
13.	Mel Daniels	1965-67	349
14.	<b>Jaelen House</b>	<b>2022-pres.</b>	<b>334</b>
15.	Toby Roybal	1953-56	319
16.	Ron Becker	1968-70	317
17.	Charles Smith	1994-97	312
18.	Rob Robbins	1988-91	309
19.	<b>Jamal Mashburn, Jr.</b>	<b>2022-pres.</b>	<b>303</b>
20.	Willie Banks	1989-92	298

### CAREER FIELD GOAL LEADERS

Rk.	Player	Years	FGs
1.	Charles Smith	1994-97	737
2.	Luc Longley	1988-91	696
3.	Kenny Thomas	1996-99	666
4.	Hunter Greene	1984-88	650
5.	Lamont Long	1997-00	647
6.	Clayton Shields	1995-98	641
7.	Mel Daniels	1965-67	594
8.	Rob Robbins	1988-91	583
9.	Willie Long	1969-71	560
10.	Kenny Page	1980-81	553
11.	Ruben Douglas	2001-03	538
12.	Kendall Williams	2011-14	526
13.	Willie Banks	1989-92	509
	Francis Grant	1960-62	509
15.	Kelvin Scarborough	1984-87	499
16.	<b>Jamal Mashburn, Jr.</b>	<b>2022-pres.</b>	<b>497</b>
17.	Marvin Johnson	1977-78	490
18.	Tony Danridge	2005-09	485
19.	Charlie Thomas	1988-89	472
20.	Makuach Maluach	2018-21	467

### CAREER 3-POINTER LEADERS

Rk.	Player	Years	3FGs
1.	Clayton Shields	1995-98	285
2.	Chad Toppert	2006-09	266
3.	Rob Robbins	1988-91	264
4.	Anthony Mathis	2016-19	222
5.	Ruben Douglas	2001-03	218
6.	Phillip McDonald	2009-12	207
	Charles Smith	1994-97	207
8.	Kendall Williams	2011-14	205
	Roman Martinez	2007-10	205
10.	Kevin Henry	1998-00	197
11.	Hugh Greenwood	2012-15	187
12.	Royce Olney	1995-98	174
13.	Marlow White	1994-95	171
14.	Elijah Brown	2016-17	157
15.	Troy DeVries	2004-05	147
	Lamont Long	1997-00	147
17.	Ike Williams	1991-93	140
18.	Mark Walters	2003-06	136
19.	<b>Jaelen House</b>	<b>2022-pres.</b>	<b>131</b>
	Greg Brown	1993-94	131







# 2023-24 LOBO BASKETBALL

## NEW MEXICO LOUISIANA TECH

74 65

GAME #7  
Nov. 29, 2023  
The Pit (10,216)  
Albuquerque, NM

LT (5-2)	FG	3FG	FT	O-D-T	PF	TP	A	TO	BS	S	MP
13 Batcho*	2-11	0-0	5-7	4-8-12	1	9	0	1	1	0	24
22 I.Crawford*	9-22	3-7	3-3	3-5-8	4	24	3	5	2	1	38
1 Chavez*	0-3	0-2	0-0	0-2-2	2	0	0	0	0	0	8
3 Henry*	1-3	1-3	0-0	0-3-3	2	3	0	0	0	1	21
4 Newman*	0-1	0-0	1-2	0-1-1	1	1	2	3	0	0	16
0 Ree	2-3	2-3	0-0	0-0-0	3	6	1	0	0	1	12
2 Mangum	1-4	1-2	2-2	0-1-1	0	5	0	0	2	1	17
11 Henderson	0-3	0-1	0-0	0-2-2	3	0	2	1	0	1	22
14 Allen	2-2	0-0	1-3	1-1-2	3	5	0	1	0	1	17
20 J.Crawford	4-7	1-1	3-4	0-2-2	0	12	0	1	0	0	25

Totals	21-59	8-19	15-21	10-29-39	19	65	8	11	6	5	200
UNM (6-1)	FG	3FG	FT	O-D-T	PF	TP	A	TO	BS	S	MP
15 Toppin*	4-7	0-0	0-1	5-2-7	5	8	0	0	2	2	28
23 Joseph*	4-6	0-0	3-5	4-7-11	4	11	2	4	1	29	
0 Baker*	6-9	6-9	0-0	0-3-3	4	18	2	1	0	0	25
2 Dent*	2-8	0-0	4-6	0-5-5	0	8	4	6	1	1	26
10 House*	4-15	1-6	7-9	0-6-6	4	16	4	0	0	2	33
1 Appelhans	0-3	0-3	0-0	0-1-1	1	0	1	0	0	0	9
3 Washington	4-8	2-3	0-0	1-3-4	2	10	3	1	1	1	25
11 Webb	0-1	0-0	0-0	1-1-2	0	0	0	0	0	0	4
22 Amzil	1-9	0-3	1-1	1-2-3	0	3	0	0	0	1	21

Totals	25-66	9-24	15-22	15-32-47	20	74	16	9	8	8	200
1st	2nd	Total	FG%	3FG%	FT%						
Louisiana Tech	28	37	65	35.6	42.1	71.4					
New Mexico	35	39	74	37.9	37.5	68.2					

Points in the Paint-LT 26, UNM 30; Points off Turnovers-LT 10, UNM 14  
2nd Chance Points-LT 11, UNM 16; Fast Break Points-LT 17, UNM 15  
Bench Points-LT 28, UNM 13. Score Tied-1 time. Lead changed-2 times.  
Largest lead-LT by 5 1st-17:05, UNM by 18 2nd-10:04.  
LT led for 2:58, UNM led for 35:07. Game tied 1:55.  
Officials: Mike Littlewood, Shawn Lehigh, Tommy Nunez  
Technical: none

## NEW MEXICO NEW MEXICO ST

106 62

GAME #8  
Dec. 2, 2023  
The Pit (15,435)  
Albuquerque, NM

NMSU (4-6)	FG	3FG	FT	O-D-T	PF	TP	A	TO	BS	S	MP
1 Ezeagu*	5-6	0-0	3-5	2-3-5	4	13	0	2	0	2	27
21 Carpenter*	1-5	0-3	0-0	0-1-1	4	2	0	0	0	0	16
0 Jackson-Posey*	2-4	1-1	0-0	0-2-2	5	5	3	4	0	0	15
3 Cook*	4-10	1-5	0-0	0-1-1	3	9	2	0	1	1	37
11 Odukaile*	4-8	0-1	10-14	3-4-7	5	18	3	6	1	1	31
5 Dorsey	1-2	1-2	0-0	0-0-0	2	3	0	0	0	0	9
13 Harris	1-9	0-4	0-0	0-1-2	2	2	0	3	0	1	28
14 Yaak	0-0	0-0	0-0	0-0-0	0	0	0	0	0	0	2
24 Kanyanga	0-0	0-0	0-0	0-1-1	2	0	0	0	0	0	10
25 Jackson	1-4	0-2	8-9	2-5-7	2	10	0	1	1	0	25

Totals	19-48	3-18	21-28	11-22-33	29	62	8	17	3	5	200
UNM (7-1)	FG	3FG	FT	O-D-T	PF	TP	A	TO	BS	S	MP
15 Toppin*	1-1	0-0	3-5	1-2-3	3	5	0	0	1	2	14
23 Joseph*	1-2	0-0	2-2	1-1-2	2	4	1	1	1	0	17
0 Baker*	2-4	2-4	0-0	0-0-0	3	6	2	0	0	0	15
2 Dent*	5-13	0-2	7-7	1-0-1	0	12	10	0	1	2	27
10 House*	9-11	5-6	5-5	0-3-3	2	28	4	1	0	4	26
1 Appelhans	2-3	2-3	2-2	0-0-0	0	8	0	0	0	1	7
3 Washington	5-7	3-4	8-10	1-4-5	3	21	6	1	0	1	29
11 Webb	3-6	1-4	0-2	1-2-3	4	7	0	0	0	0	15
12 Mushila	1-1	1-1	3-4	2-4-6	1	6	0	1	0	0	17
21 Forsling	1-1	0-0	0-0	0-2-2	2	2	0	2	1	0	14
22 Amzil	2-4	0-1	3-4	0-1-1	4	7	1	0	1	0	17

Totals	32-53	14-25	28-41	9-22-31	24	106	24	7	5	10	200
1st	2nd	Total	FG%	3FG%	FT%						
New Mexico State	32	30	62	39.6	16.7	75.0					
New Mexico	55	51	106	60.4	56.0	68.3					

Points in the Paint-NMSU 28, UNM 34; Points off Turnovers-NMSU 10, UNM 19  
2nd Chance Points-NMSU 10, UNM 13; Fast Break Points-NMSU 0, UNM 21  
Bench Points-NMSU 15, UNM 51. Score Tied-2 times. Lead changed-1 time.  
Largest lead-NMSU by 3 1st-19:20, UNM by 46 2nd-1:32.  
NMSU led for 1:20, UNM led for 36:56. Game tied 1:44.  
Officials: Michael Irving, David Hall, Eric Curry  
Technical: NMSU-Odukaile; UNM-Washington

## NEW MEXICO UC SANTA BARBARA

84 61

GAME #9  
Dec. 6, 2023  
The Pit (10,311)  
Albuquerque, NM

UCSB (4-3)	FG	3FG	FT	O-D-T	PF	TP	A	TO	BS	S	MP
21 Traore*	8-12	0-0	2-4	2-3-5	1	18	0	2	0	0	26
23 Bland*	4-8	0-1	0-1	2-2-4	4	8	0	2	3	1	24
1 Pierre-Louis*	1-1	0-0	0-0	0-1-1	2	2	2	2	0	0	17
4 Anderson*	2-11	1-8	0-0	0-2-2	0	5	1	3	0	1	35
13 Mitchell*	4-17	0-2	14-14	2-3-5	1	22	5	3	0	2	33
7 Belic	0-4	0-2	0-0	0-5-5	3	0	0	0	0	0	21
10 Fontenot	2-5	2-4	0-0	0-4-4	0	6	3	2	0	0	30
12 Kipruto	0-0	0-0	0-0	1-3-4	1	0	0	0	0	0	14

Totals	21-58	3-17	16-19	9-24-33	12	61	11	19	3	4	200
UNM (8-1)	FG	3FG	FT	O-D-T	PF	TP	A	TO	BS	S	MP
15 Toppin*	8-9	2-3	0-1	2-2-4	0	18	1	0	3	2	25
23 Joseph*	3-5	0-0	0-0	2-6-8	1	6	0	3	1	1	27
0 Baker*	3-6	1-4	1-1	0-1-1	1	8	2	0	0	0	19
2 Dent*	9-15	1-1	4-6	0-1-1	2	23	8	2	2	2	35
10 House*	2-10	1-5	0-0	0-0-0	3	5	4	3	0	4	26
1 Appelhans	1-1	1-1	0-0	1-0-1	0	3	0	1	0	0	3
3 Washington	7-11	1-2	2-2	2-4-6	3	17	4	2	0	2	22
11 Webb	2-3	0-0	0-0	0-3-3	3	4	0	1	0	2	15
12 Mushila	0-2	0-1	0-0	1-8-9	2	0	0	1	0	0	17
21 Forsling	0-0	0-0	0-0	0-0-0	1	0	0	0	0	0	2
22 Amzil	0-6	0-4	0-0	0-2-2	1	0	0	0	0	0	9

Totals	35-68	7-22	7-10	11-30-41	18	84	19	13	6	13	200
1st	2nd	Total	FG%	3FG%	FT%						
UC Santa Barbara	35	26	61	36.2	17.6	84.2					
New Mexico	42	42	84	51.5	31.8	70.0					

Points in the Paint-UCSB 32, UNM 54; Points off Turnovers-UCSB 16, UNM 22  
2nd Chance Points-UCSB 11, UNM 12; Fast Break Points-UCSB 8, UNM 23  
Bench Points-UCSB 6, UNM 24. Score Tied-3 times. Lead changed-2 times.  
Largest lead-UCSB by 2 1st-18:43, UNM by 26 2nd-4:59.  
UCSB led for 0:41, UNM led for 38:08. Game tied 1:11.  
Officials: Mike Reed, Randy Richardson, Justin Shamion  
Technical: UNM-House, Coach Pitino

## NEW MEXICO SANTA CLARA

93 76

GAME #10  
Dec. 9, 2023  
Dollar Loan Center  
Henderson, NV

SCU (7-3)	FG	3FG	FT	O-D-T	PF	TP	A	TO	BS	S	MP
14 O'Neil*	2-3	0-1	0-0	0-0-0	4	4	1	2	0	0	11
10 Caffaro*	0-1	0-0	4-4	1-3-4	1	4	2	0	0	0	18
13 Tilly*	1-5	0-0	0-0	0-2-2	1	2	5	1	1	1	14
4 Bal*	2-4	1-3	8-8	0-4-4	1	13	5	4	0	3	28
22 Marshall*	0-3	0-1	0-0	0-4-4	2	0	0	7	0	0	21
0 Knapper	2-4	2-3	2-2	0-0-0	0	8	0	1	1	0	18
1 Bryan	3-5	1-1	0-2	0-1-1	3	7	0	3	1	0	16
2 Hammond	3-7	1-2	0-0	0-1-1	2	7	3	1	0	1	13
3 Akametu	2-4	0-2	2-2	4-1-5	2	6	1	1	0	0	13
15 Benjamin	0-2	0-1	7-8	0-0-0	0	7	0	1	0	0	14
21 Tongue	6-9	1-1	3-4	1-1-2	4	16	0	0	0	0	18
44 Ensminger	1-4	0-2	0-0	1-2-3	3	2	2	0	1	0	16

Totals	22-51	6-17	26-30	9-22-31	23	76	16	26	4	5	200
UNM (9-1)	FG	3FG	FT	O-D-T	PF	TP	A	TO	BS	S	MP
15 Toppin*	5-8	0-0	1-4	2-4-6	2	11	0	2	2	1	24
23 Joseph*	3-4	0-0	1-2	1-5-6	4	7	0	1	0	0	18
0 Baker*	6-8	4-6	1-1	0-0-0	1	17	1	1	0	2	26
2 Dent*	10-14	0-1	2-3	1-5-6	3	22	4	3	0	3	31
10 House*	3-12	0-5	3-4	0-1-1	4	9	3	0	0	6	22
1 Appelhans	0-0	0-0	0-0	0-0-0	1	0	0	1	0	0	2
3 Washington	3-6	0-1	5-7	2-2-4	3	11	1	3	0	1	29
11 Webb	1-2	0-1	0-0	0-1-1	3	2	0	3	0	2	10
12 Mushila	2-8	0-									



# 2023-24 LOBO BASKETBALL

## NEW MEXICO EASTERN NM

**87**  
**54**

GAME #13  
Dec. 29, 2023  
The Pit (11,962)  
Albuquerque, NM

ENMU (8-2)	FG	3FG	FT	O-D-T	PF	TP	A	TO	BS	S	MP
0 Ealy*	5-14	0-2	1-5	0-2-2	1	11	2	3	0	1	31
1 Whitley*	1-5	0-0	3-4	1-6-7	4	5	1	1	2	1	23
33 Murillo*	4-6	0-0	0-2	4-8-12	2	8	1	1	0	0	25
2 Love*	3-11	2-8	2-4	0-2-2	3	10	1	1	0	0	28
3 Bennett*	1-5	0-1	0-0	0-3-3	3	2	2	3	0	0	35
11 Hodnett	0-6	0-4	1-2	1-2-3	2	1	1	1	0	1	25
12 Holman	0-2	0-0	0-0	0-0-0	0	0	0	0	0	0	3
15 Koroll	2-4	0-0	0-1	2-3-5	1	4	0	0	1	0	11
22 Bossinakis	1-2	1-2	0-0	0-0-0	0	3	1	0	0	0	3
44 Luczynski	4-6	0-0	2-3	0-2-2	4	10	2	5	0	1	15
TEAM				2-4-6							
Totals	21-61	3-19	9-21	10-32-42	20	54	11	15	3	4	200
UNM (12-1)	FG	3FG	FT	O-D-T	PF	TP	A	TO	BS	S	MP
15 Toppin*	3-4	0-0	1-1	2-5-7	3	7	0	1	0	1	17
23 Joseph*	5-6	0-0	3-10	4-12-16	2	13	2	3	4	23	
0 Baker*	1-5	0-2	0-1	0-2-2	0	2	5	0	0	1	30
5 Mashburn*	6-18	2-9	3-4	0-1-1	0	17	0	1	0	0	27
10 House*	9-20	4-9	0-0	0-3-3	3	22	5	0	1	2	27
1 Appelhans	5-8	4-6	0-0	0-2-2	2	14	3	1	1	1	20
11 Webb	0-3	0-2	0-0	2-1-3	3	0	0	0	0	2	17
12 Mushila	0-3	0-1	1-2	3-4-7	2	1	1	0	0	2	17
21 Forsling	0-1	0-1	0-2	1-2-3	2	0	1	0	0	0	9
22 Amzli	4-6	1-2	2-3	0-2-2	1	11	1	1	0	0	14
TEAM				2-4-6							
Totals	33-74	11-32	10-23	14-38-52	18	87	18	6	5	13	200
	<b>1st</b>	<b>2nd</b>	<b>Total</b>		<b>FG%</b>	<b>3FG%</b>	<b>FT%</b>				
Eastern New Mexico	23	31	54		34.4	15.8	42.9				
New Mexico	43	44	87		44.6	34.4	43.5				

Points in the Paint-ENMU 32, UNM 38; Points off Turnovers-ENMU 2, UNM 17  
2nd Chance Points-ENMU 7, UNM 8; Fast Break Points-ENMU 9, UNM 23  
Bench Points-ENMU 18, UNM 26. Score Tied-2 times. Lead changed-1 time.  
Largest lead-ENMU by 7 1st-13:16, UNM by 36 2nd-2:59.  
ENMU led for 9:40, UNM led for 28:40, Game tied 1:40.  
Officials: Eric Curry, Tommy Johnson, Randy Richardson  
Technical: none

## #13 COLORADO ST. NEW MEXICO

**76**  
**68**

GAME #14  
Jan. 2, 2024  
Moby Arena (5,165)  
Fort Collins, CO

UNM (12-2, 0-1)	FG	3FG	FT	O-D-T	PF	TP	A	TO	BS	S	MP
15 Toppin*	8-14	1-2	0-3	3-8-11	3	17	2	1	0	1	30
23 Joseph*	3-5	0-0	1-4	1-1-2	4	7	3	1	1	1	27
2 Dent*	4-9	0-1	2-3	0-3-3	4	10	9	3	0	2	36
5 Mashburn*	5-15	2-4	1-1	0-1-1	2	13	2	1	0	1	32
10 House*	5-8	4-5	0-0	0-4-4	4	14	1	4	0	2	19
0 Baker*	2-4	1-3	0-0	0-2-2	0	5	1	0	0	2	25
1 Appelhans	0-0	0-0	0-0	0-0-0	0	0	0	0	0	0	2
3 Washington	0-1	0-1	0-0	0-0-0	1	0	0	0	0	0	7
12 Mushila	0-0	0-0	0-0	0-0-0	0	0	0	0	1	0	5
22 Amzli	1-4	0-1	0-0	1-2-3	2	2	0	0	0	1	17
TEAM				2-1-3							
Totals	28-60	8-17	4-11	7-22-29	20	68	18	11	2	10	200
CSU (13-1, 1-0)	FG	3FG	FT	O-D-T	PF	TP	A	TO	BS	S	MP
1 Scott*	5-11	0-2	0-0	3-4-7	2	10	0	0	1	2	24
12 Cartier*	8-12	2-4	3-5	1-3-4	0	21	2	2	0	0	26
4 Stevens*	5-10	1-2	7-7	0-2-2	1	18	8	3	0	3	34
10 Clifford*	3-5	0-0	6-7	0-10-10	3	12	1	4	2	2	33
15 Lake*	2-6	2-6	0-0	0-1-1	2	6	0	1	1	0	32
0 Evans	1-1	0-0	2-2	0-0-0	0	4	0	0	0	0	5
2 Jackson	0-0	0-0	0-0	0-3-3	1	0	1	1	1	2	10
13 Johnson	0-0	0-0	0-0	0-1-1	0	0	0	1	0	0	5
20 Palmer	1-6	1-5	0-0	1-3-4	2	3	1	1	0	0	17
21 Mbemba	1-2	0-0	0-0	2-2-4	3	2	1	2	1	1	12
TEAM				1-1-2							
Totals	26-53	6-19	18-21	8-30-38	14	76	14	15	6	10	200
	<b>1st</b>	<b>2nd</b>	<b>Total</b>		<b>FG%</b>	<b>3FG%</b>	<b>FT%</b>				
New Mexico	30	38	68		46.7	47.1	36.4				
Colorado State	33	43	76		49.1	31.6	85.7				

Points in the Paint-UNM 26, CSU 32; Points off Turnovers-UNM 15, CSU 8  
2nd Chance Points-UNM 3, CSU 7; Fast Break Points-UNM 6, CSU 12  
Bench Points-UNM 7, CSU 9. Score Tied-2 times. Lead changed-1 time.  
Largest lead-UNM by 7 1st-15:59, CSU by 17 2nd-7:31.  
UNM led for 9:27, CSU led for 27:33, Game tied 3:00.  
Officials: Tony Padilla, Mike Reed, Marques Pettigrew  
Technical: none

## NEW MEXICO WYOMING

**77**  
**60**

GAME #15  
Jan. 6, 2023  
The Pit (12,611)  
Albuquerque, NM

WYO (8-7, 1-1)	FG	3FG	FT	O-D-T	PF	TP	A	TO	BS	S	MP
33 Walters*	4-10	1-3	1-3	1-4-5	3	10	3	3	0	0	24
44 Powell*	3-3	0-0	0-0	1-4-5	5	6	0	2	1	0	20
1 Wenzel*	1-6	0-2	3-4	2-4-6	2	5	2	3	0	1	40
3 Griffin*	5-16	1-9	7-7	1-5-6	1	18	3	6	0	1	39
13 Kot*	2-7	1-4	0-0	0-2-2	1	5	1	5	1	0	32
2 Newton	1-3	1-3	0-0	0-0-0	2	3	0	0	0	0	15
5 Manyawu	4-5	0-0	3-5	4-5-9	3	11	0	2	1	1	24
15 Kojenets	1-1	0-0	0-0	1-0-1	0	2	0	2	0	0	7
TEAM				2-3-5							
Totals	21-51	4-21	14-19	12-27-39	18	60	9	23	3	3	200
UNM (13-2, 1-1)	FG	3FG	FT	O-D-T	PF	TP	A	TO	BS	S	MP
15 Toppin*	3-4	0-0	0-2	1-5-6	3	6	1	0	3	1	26
23 Joseph*	3-11	0-0	4-6	8-1-9	5	10	1	1	0	3	25
2 Dent*	9-16	2-4	1-2	0-1-1	3	21	4	0	0	1	32
5 Mashburn*	4-10	0-1	4-4	1-1-2	1	12	0	1	0	3	31
10 House*	3-15	0-5	4-6	1-3-4	4	10	5	1	0	5	31
0 Baker*	0-0	0-0	1-2	0-0-0	0	1	0	0	0	0	13
3 Washington	4-5	0-1	0-0	0-2-2	1	8	1	1	1	1	13
12 Mushila	0-0	0-0	0-0	1-3-4	2	0	0	1	0	0	10
22 Amzli	4-8	1-2	0-0	0-4-4	0	9	0	0	0	2	20
TEAM				1-1-2							
Totals	30-69	3-13	14-22	13-21-34	19	77	12	6	4	16	200
	<b>1st</b>	<b>2nd</b>	<b>Total</b>		<b>FG%</b>	<b>3FG%</b>	<b>FT%</b>				
Wyoming	22	38	60		41.2	19.0	73.7				
New Mexico	39	38	77		43.5	23.1	63.6				

Points in the Paint-WYO 34, UNM 48; Points off Turnovers-WYO 0, UNM 28  
2nd Chance Points-WYO 10, UNM 14; Fast Break Points-WYO 2, UNM 16  
Bench Points-WYO 16, UNM 18. Score Tied-2 times. Lead changed-2 times.  
Largest lead-WYO by 3 1st-17:18, UNM by 19 1st-2:49.  
WYO led for 1:33, UNM led for 36:51, Game tied 1:36.  
Officials: Nate Harris, Ruben Ramos, Layne Barney  
Technical: WYO-Newton, Coach Linder, Griffin

## UNLV NEW MEXICO

**83**  
**73**

GAME #16  
Jan. 9, 2024  
Thomas & Mack Center (5,760)  
Las Vegas, NV

UNM (13-3, 1-2)	FG	3FG	FT	O-D-T	PF	TP	A	TO	BS	S	MP
15 Toppin*	7-11	0-1	2-2	3-3-6	2	16	0	2	1	0	29
23 Joseph*	3-7	0-0	1-1	4-5-9	3	6	2	3	0	0	25
2 Dent*	1-6	0-0	1-2	0-2-2	1	3	4	2	0	0	28
5 Mashburn*	4-9	0-1	5-5	0-4-4	3	13	2	1	0	0	30
10 House*	7-11	2-5	0-0	0-3-3	4	16	6	3	0	0	26
0 Baker*	0-2	0-1	0-0	0-1-1	2	0	1	0	0	0	12
3 Washington	3-6	0-2	3-3	1-2-3	1	9	0	3	0	5	23
12 Mushila	0-0	0-0	0-0	0-0-0	0	0	0	1	0	0	4
22 Amzli	2-3	0-1	6-7	0-3-3	3	10	1	1	0	0	21
TEAM				2-1-3							
Totals	27-55	2-11	17-20	10-24-34	19	73	16	16	1	5	200
UNLV (8-6, 1-1)	FG	3FG	FT	O-D-T	PF	TP	A	TO	BS	S	MP
10 Ka.Boone*	11-16	0-0	7-8	0-4-4	4	29	2	1	1	1	28
20 Ke.Boone*	5-11	5-11	2-2	0-1-1	3	17	5	1	1	0	29
2 Webster*	0-0	0-0	0-0	0-2-2	1	0	1	1	0	1	24
11 Thomas*	4-8	2-3	4-6	0-3-3	2	14	7	3	0	2	38
15 Rodriguez*	5-11	2-5	1-2	3-5-8	1	13	0	2	1	4	32
3 Nowell	0-0	0-0	0-0	0-0-0	1	0	0	1	0	0	2
5 Whaley	2-6	0-1	1-1	1-0-1	3	5	1	1	0	0	14
13 Hicks	2-2	1-1	1-0	1-0-1	0	5	1	0	0	0	9
22 Jones	0-1	0-0	0-0	0-2-2	2	0	0	0	3	0	7
24 Johnson	0-3	0-1	0-0	0-1-1	1	0	3	0	0	0	17
TEAM				0-1-1							
Totals	29-58	10-22	15-19	5-19-24	18	83	20	10	6	8	200
	<b>1st</b>	<b>2nd</b>	<b>Total</b>		<b>FG%</b>	<b>3FG%</b>	<b>FT%</b>				
New Mexico	38	35	73		49.1	18.2	85.0				
UNLV	40	43	83		50.0	45.5	78.9				

Points in the Paint-UNM 42, UNLV 38; Points off Turnovers-UNM 8, UNLV 26  
2nd Chance Points-UNM 10, UNLV 8; Fast Break Points-UNM 10, UNLV 4  
Bench Points-UNM 19, UNLV 10. Score Tied-3 times. Lead changed-4 times.  
Largest lead-UNM by 3 1st-5:22, UNLV by 21 2nd-9:11.  
UNM led for 3:30, UNLV led for 35:20, Game tied 1:10.  
Officials: Randy McCall, Jeffrey Anderson, Michael Irving  
Technical: UNM-House, UNLV-Rodriguez

## NEW MEXICO #19 SAN DIEGO ST.

**88**  
**70**

GAME #17  
Jan. 13, 2024  
The Pit (15,437)  
Albuquerque, NM

SDSU (14-3, 3-1)	FG	3FG	FT	O-D-T	PF	TP	A	TO	BS	S	MP
3 Parrish*	2-7	0-3	2-2	2-3-5	5	6	1	2	0	0	17
13 LeDee*	6-15	0-0	3-3	1-5-6	1	15	4	4	0	0	36
25 Saunders*	2-4	1-2	0-0	1-3-4	1	5	2	0	0	0	23
5 Butler*	2-5	0-1	3-6	0-0-0	4	7	5	2	0	0	2



# 2023-24 LOBO BASKETBALL

## SUPERLATIVES...

LARGEST LEAD AT ANY TIME:	46 (106-60), vs. New Mexico State (Dec. 2)
LARGEST DEFICIT AT ANY TIME:	22 (31-53), at Saint Mary's (Nov. 9)
LARGEST DEFICIT OVERCOME TO WIN:	12 (23-35), vs. San Diego State (Jan. 13)
LARGEST LEAD SURRENDERED IN A LOSS:	7 (12-5), at Colorado State (Jan. 2)
LARGEST HALFTIME LEAD:	24 (52-28), vs. Pepperdine (Nov. 24)
LARGEST HALFTIME DEFICIT:	15 (25-40), at Saint Mary's (Nov. 9)
LARGEST HALFTIME DEFICIT OVERCOME TO WIN:	--
LARGEST HALFTIME LEAD SURRENDERED IN A LOSS:	--
MOST CONSECUTIVE POINTS SCORED:	20 vs. Eastern New Mexico (Dec. 29)
MOST CONSECUTIVE POINTS ALLOWED:	10, twice

## SPECIALTY STATS...

POINTS OFF TURNOVERS	NEW MEXICO	OPPONENT
Average	18.1	11.4
High	28 vs. Wyoming (Jan. 6)	26 by UNLV (Jan. 9)
Low	8 at UNLV (Jan. 9)	0 by Wyoming (Jan. 6)

2ND CHANCE POINTS	NEW MEXICO	OPPONENT
Average	11.7	10.6
High	20, vs. Santa Clara (Dec. 9)	22 by UT Arlington (Nov. 16)
Low	3 at Colorado State (Jan. 2)	5, twice

POINTS IN THE PAINT	NEW MEXICO	OPPONENT
Average	42.3	31.0
High	62, vs. Utah State (Jan. 16)	48 by UT Arlington (Nov. 16)
Low	26 at Colorado State (Jan. 2)	16 by Rice (Nov. 22)

FAST BREAK POINTS	NEW MEXICO	OPPONENT
Average	15.6	8.4
High	24, vs. San Diego State (Jan. 13)	19 by Utah State (Jan. 16)
Low	6 at Colorado State (Jan. 2)	0 by NM State (Dec. 2)

BENCH POINTS	NEW MEXICO	OPPONENT
Average	20.7	20.5
High	51 vs. NM State (Dec. 2)	53 by Santa Clara (Dec. 9)
Low	5 vs. UT Arlington (Nov. 16)	5 by Rice (Nov. 22)

## LOBO LEADERS...

POINTS	2023-24	CAREER	REBOUNDS	2023-24	CAREER
Donovan Dent	6	6	JT Toppin	7	7
Jaelen House	5	26	Nelly Junior Joseph	7	7
JT Toppin	4	4	Isaac Mushila	4	4
Jamal Mashburn, Jr.	3	34	Tru Washington	1	1
Jemarl Baker, Jr.	1	1	Jaelen House	-	3
Nelly Junior Joseph	1	1	Sebastian Forsling	-	2

ASSISTS	2023-24	CAREER	STEALS	2023-24	CAREER
Donovan Dent	13	22	Jaelen House	8	52
Jaelen House	6	52	Donovan Dent	4	11
Jemarl Baker, Jr.	1	1	JT Toppin	4	4
Jamal Mashburn, Jr.	-	12	Nelly Junior Joseph	4	4
			Tru Washington	3	3

BLOCKS	2023-24	CAREER	STEALS	2023-24	CAREER
JT Toppin	12	12	Mustapha Amzil	1	1
Nelly Junior Joseph	8	8	Quinton Webb	1	1
Donovan Dent	2	13	Jemarl Baker, Jr.	1	1
Isaac Mushila	2	2	Jamal Mashburn, Jr.	-	8
Sebastian Forsling	1	10	Sebastian Forsling	-	2
Mustapha Amzil	1	1			
Jamal Mashburn, Jr.	1	1			
Tru Washington	1	1			
Jaelen House	-	10			

## NEW MEXICO'S RECORD...

Home.....	10-0
Road .....	1-3
Neutral .....	4-0
Ranked Opponent (either AP or Coaches).....	2-2
Unranked Opponent.....	13-1
Leads at halftime .....	15-0
Trails at halftime .....	0-3
Tied at halftime.....	0-0
Goes into overtime.....	0-0
Leads by 10 or more points.....	15-0
Trails by 10 or more points.....	1-3
Shoots 50% or better.....	7-0
Shoots less than 50% .....	8-3
Shoots less than 45% .....	8-1
Shoots less than 40% .....	2-1
Opponent shoots 50% or better.....	1-1
Opponent shoots less than 50%.....	14-2
Opponent shoots less than 45%.....	12-0
Opponent shoots less than 40%.....	8-0
Has higher FG% than opponent .....	12-0
Has lower FG% than opponent.....	3-3
Has same FG% as opponent.....	0-0
Outrebounds its opponent .....	10-1
Outrebounded by opponent.....	4-2
Has same rebounds as opponent .....	1-0
Has more offensive rebounds than opponent.....	11-1
Has fewer offensive rebounds than opponent.....	3-1
Has same offensive rebounds as opponent .....	1-1
Has fewer turnovers than opponent.....	15-1
Has more turnovers than opponent .....	0-1
Has same turnovers as opponent.....	0-1
Has fewer than 10 turnovers .....	9-0
Opponent has fewer than 10 turnovers.....	0-0
Shoots more FTs than opponent .....	12-1
Shoots fewer FTs than opponent.....	3-2
Shoots the same FTs as opponent.....	0-0
Has game decided by 10 points or less or OT .....	4-2
Has game decided by 5 points or less or OT .....	2-0
Scores <60 points.....	0-1
Scores 60-69 points .....	0-1
Scores 70-79 points .....	4-1
Scores 80-89 points .....	4-0
Scores 90+ points .....	7-0
Allows <60 points.....	3-0
Allows 60-69 points.....	5-0
Allows 70-79 points.....	4-2
Allows 80-89 points.....	3-1
Allows 90+ points .....	0-0
Wins the tip .....	10-2
Loses the tip.....	5-1
White uniforms.....	8-0
Red uniforms .....	3-3
Turquoise uniforms .....	3-0
Yellow state flag uniforms .....	1-0



**JEMARL BAKER, JR.**  
G | 6-5 | Grad.  
Menifee, Calif.

0



**BRADEN APPELHANS**  
G | 6-7 | R-Fr.  
Blue Springs, Mo.

1



**DONOVAN DENT**  
G | 6-2 | So.  
Riverside, Calif.

2



**TRU WASHINGTON**  
G | 6-4 | Fr.  
Phoenix, Ariz.

3



**JAMAL MASHBURN, JR.**  
G | 6-2 | Sr.  
Miami, Fla.

5




**JAELEN HOUSE**  
G | 6-0 | Grad.  
Phoenix, Ariz.

10



**QUINTON WEBB**  
G | 6-6 | R-Fr.  
San Bernardino, Calif.

11



**ISAAC MUSHILA**  
F | 6-5 | Grad.  
Lubumbshi, Congo

12



**JT TOPPIN**  
F | 6-9 | Fr.  
Dallas, Texas

15



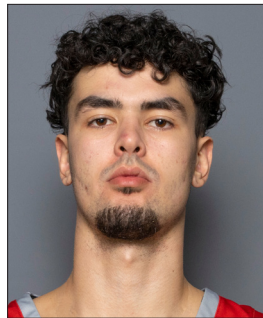
**DERAJE AGBAOSI**  
F | 6-7 | Jr.  
Union, N.J.

20



**SEBASTIAN FORSLING**  
C | 7-0 | Jr.  
Floda, Sweden

21



**MUSTAPHA AMZIL**  
F | 6-9 | Sr.  
Helsinki, Finland

22



**NELLY JUNIOR JOSEPH**  
F | 6-10 | Sr.  
Benin City, Nigeri

23



**SHANE DOUMA-SANCHEZ**  
G | 6-1 | Fr.  
Laguna Pueblo, N.M.

24



**RICHARD PITINO**  
Head Coach



**ISAAC CHEW**  
Assistant Coach



**TARVISH FELTON**  
Assistant Coach



**AARON KATSUMA**  
Assistant Coach



**DAVE PILIPOVICH**  
Special Assistant to the  
Head Coach



#1

# JEMARL BAKER, JR.

"jamal"

Graduate | Guard | 6-5 | 200 | Menifee, CA | Eleanor Roosevelt HS [Kentucky/Arizona/Fresno State]



### Season Highs

Pts	18	vs. Louisiana Tech (11/29/23)
Reb	3	five times
FG	6	twice
FGA	9	vs. Louisiana Tech (11/29/23)
3FG	6	vs. Louisiana Tech (11/29/23)
3FGA	9	vs. Louisiana Tech (11/29/23)
FT	3	vs. UT Arlington (11/16/23)
FTA	4	vs. UT Arlington (11/16/23)
Ast	5	vs. Eastern New Mexico (12/29/23)
Blk	1	vs. UT Arlington (11/16/23)
Stl	2	twice
Min	30	vs. Eastern New Mexico (12/29/23)

### Career Highs

43	vs. Chicago State (3/4/23) <sup>FS</sup>
7	twice
13	vs. Chicago State (3/4/23) <sup>FS</sup>
20	vs. Vanderbilt (11/24/22) <sup>FS</sup>
10	vs. Chicago State (3/4/23) <sup>FS</sup>
13	vs. Stanford (12/19/20) <sup>UA</sup>
7	three times
10	at UNLV (2/3/23) <sup>FS</sup>
7	three times
3	at Washington (12/31/20) <sup>UA</sup>
4	at Wyoming (1/31/23) <sup>FS</sup>
39	twice

### MW Career Highs

23	at UNLV (2/3/23) <sup>FS</sup>
7	vs. Nevada (2/24/23) <sup>FS</sup>
8	twice
18	at Utah State (12/31/22) <sup>FS</sup>
4	twice
11	at Nevada (2/10/23) <sup>FS</sup>
7	twice
10	at UNLV (2/3/23) <sup>FS</sup>
6	twice
--	
4	at Wyoming (1/31/23) <sup>FS</sup>
38	vs. Nevada (2/24/23) <sup>FS</sup>

5.6 PPG | 1.6 RPG | 20.6 MPG | 1.7 APG

## 2023-24 GAME-BY-GAME

Opponent	MP	FG-A	3G-A	FT-A	O-D-T	PF	A	TO	BS	ST	TP
Texas Southern	15	2-3	1-2	0-0	0-2-2	0	2	0	0	0	5
at Saint Mary's	23	1-4	0-2	0-0	0-3-3	0	2	2	0	0	2
UT Arlington*	28	0-4	0-3	3-4	0-1-1	4	2	0	1	1	3
vs. Toledo*	22	0-3	0-2	0-0	1-2-3	4	2	0	0	1	0
vs. Rice*	19	2-6	2-6	0-0	0-3-3	1	2	0	0	0	6
vs. Pepperdine*	26	5-7	3-5	1-1	0-3-3	0	2	0	0	1	14
Louisiana Tech*	25	6-9	6-9	0-0	0-3-3	4	2	1	0	0	18
New Mexico State*	15	2-4	2-4	0-0	0-0-0	3	2	0	0	0	6
UC Santa Barbara*	19	3-6	1-4	1-1	0-1-1	1	2	0	0	0	8
vs. Santa Clara*	26	6-8	4-6	1-1	0-0-0	1	1	1	0	2	17
at New Mexico State*	27	1-2	1-2	0-0	0-4-4	1	2	0	0	0	3
UC Irvine*	22	2-7	2-5	0-0	0-0-0	0	1	0	0	0	6
Eastern New Mexico*	30	1-5	0-2	0-1	0-2-2	0	5	0	0	1	2
at Colorado State	25	2-4	1-3	0-0	0-2-2	0	1	0	0	2	5
Wyoming	13	0-0	0-0	1-2	0-0-0	0	0	0	0	0	1
at UNLV	12	0-2	0-1	0-0	0-1-1	2	1	0	0	0	0
San Diego State	4	0-0	0-0	0-0	0-0-0	0	0	0	0	0	0
Utah State					-INJ-						

\* game started

## SEASON NOTES

- Tri-Captain
- Had 17 points (4-6 3FG) vs. Santa Clara (Dec. 9)
- Season-high 18 points (6-9 3FG) vs. Louisiana Tech (Nov. 29)
- Had 14 points (5-7 FG, 3-5 3FG) vs. Pepperdine (Nov. 24)
- Had six points vs Rice (Nov. 22)
- Had three points and a key final-minute block in first start of the season vs. UT Arlington (Nov. 16)
- Scored five points vs. Texas Southern in UNM debut (Nov. 6)
- Missed the NM Highlands exhibition due to injury (Nov. 1)
- Made UNM debut in CSU Pueblo exhibition (Oct. 26)

	2023-24	CAREER	STREAK
Double Figure Scoring	3	31	-
20-Point Games	-	7	-
30-Point Games	-	2	-
40-Point Games	-	1	-

## CAREER STATISTICS

Year	G-GS	Min-Avg.	FG-FGA	Pct.	3FG-3FGA	Pct.	FT-FTA	Pct.	Off-Def.	Reb-Avg.	PF-DQ	Ast	TO	Blk	Stl	Pts-Avg
2018-19 \$	28-0	254-9.1	20-61	.328	13-42	.310	11-15	.733	1-14	15-0.5	23-0	12	10	2	4	64-2.3
Conf	18-0	156-8.7	12-38	.316	7-28	.250	3-6	.500	0-9	9-0.5	16-0	10	7	1	2	34-1.9
2019-20 &	32-0	620-19.4	64-177	.362	36-105	.343	19-23	.826	11-64	75-2.3	53-1	73	23	5	23	183-5.7
Conf	18-0	366-20.3	29-90	.322	15-57	.263	10-13	.769	9-37	46-2.6	30-0	36	15	3	10	83-4.6
2020-21 &	12-12	353-29.4	50-124	.403	24-70	.343	20-24	.833	2-32	34-2.8	22-1	21	12	4	7	144-12.0
Conf	6-6	181-30.2	20-64	.313	12-39	.308	13-16	.813	2-15	17-2.8	13-0	9	6	3	3	65-10.8
2021-22 %	5-2	121-24.3	14-41	.341	5-23	.217	10-11	.909	1-17	18-3.6	4-0	10	10	1	6	43-8.6
Conf	--	--	--	--	--	--	--	--	--	--	--	--	--	--	--	--
2022-23 %	28-28	888-31.7	123-314	.392	55-168	.327	50-66	.758	11-72	83-3.0	51-0	81	43	1	28	351-12.5
Conf	16-16	519-32.4	70-184	.380	30-102	.294	31-38	.816	5-43	48-3.0	33-0	45	30	0	17	201-12.6
2023-24	17-11	351-20.6	33-74	.446	23-56	.411	7-10	.700	1-27	28-1.6	21-0	29	4	1	8	96-5.6
Conf	4-0	55-13.8	2-6	.333	1-4	.250	1-2	.500	0-3	3-0.8	2-0	2	0	0	2	6-1.5
<b>CAREER</b>	<b>122-53</b>	<b>2587-21.2</b>	<b>304-791</b>	<b>.384</b>	<b>156-464</b>	<b>.336</b>	<b>117-149</b>	<b>.785</b>	<b>27-226</b>	<b>253-2.1</b>	<b>174-2</b>	<b>226</b>	<b>102</b>	<b>14</b>	<b>76</b>	<b>881-7.2</b>

\$ at Kentucky | &amp; at Arizona | % at Fresno State

R-Freshman | Guard | 6-7 | 195 | Blue Springs, MO | Western Reserve Academy



Season Highs

Pts	14	vs. Eastern New Mexico (12/29/23)
Reb	3	vs. Texas Southern (11/6/23)
FG	5	vs. Eastern New Mexico (12/29/23)
FGA	8	vs. Eastern New Mexico (12/29/23)
3FG	4	vs. Eastern New Mexico (12/29/23)
3FGA	6	twice
FT	2	twice
FTA	2	twice
Ast	3	vs. Eastern New Mexico (12/29/23)
Blk	1	vs. Eastern New Mexico (12/29/23)
Stl	1	four times
Min	20	vs. Eastern New Mexico (12/29/23)

Career Highs

14	vs. Eastern New Mexico (12/29/23)
5	vs. Western New Mexico (12/6/22)
5	vs. Eastern New Mexico (12/29/23)
8	vs. Eastern New Mexico (12/29/23)
4	vs. Eastern New Mexico (12/29/23)
6	twice
2	twice
2	three times
3	vs. Eastern New Mexico (12/29/23)
2	vs. Prairie View A&M (12/20/22)
1	five times
20	twice

MW Career Highs

--	
--	
--	
1	vs. Colorado State (12/28/22)
--	
--	
--	
--	
--	
--	
--	
2	
	twice

3.6 PPG | 0.6 RPG | 7.4 MPG | 46% 3FG

2023-24 GAME-BY-GAME

Opponent	MP	FG-A	3G-A	FT-A	O-D-T	PF	A	TO	BS	ST	TP
Texas Southern	10	3-6	3-6	2-2	0-3-3	2	0	1	0	0	11
at Saint Mary's	1	0-0	0-0	0-0	0-0-0	0	0	0	0	0	0
UT Arlington					-INJ-						
vs. Toledo					-DNP-						
vs. Rice	10	0-2	0-1	0-0	0-0-0	0	0	0	0	0	0
vs. Pepperdine	10	1-4	0-1	0-0	0-0-0	0	0	1	0	1	2
Louisiana Tech	9	0-3	0-3	0-0	0-1-1	1	1	0	0	0	0
New Mexico State	7	2-3	2-3	2-2	0-0-0	0	0	0	0	1	8
UC Santa Barbara	3	1-1	1-1	0-0	1-0-1	0	0	1	0	0	3
vs. Santa Clara	2	0-0	0-0	0-0	0-0-0	1	0	1	0	0	0
at New Mexico State					-DNP-						
UC Irvine	6	1-2	0-1	0-0	0-0-0	0	1	0	0	1	2
Eastern New Mexico	20	5-8	4-6	0-0	0-2-2	2	3	1	1	1	14
at Colorado State	2	0-0	0-0	0-0	0-0-0	0	0	0	0	0	0
Wyoming					-INJ-						
at UNLV*					-DNP-						
San Diego State					-DNP-						
Utah State					-DNP-						

SEASON NOTES

- Scored a career-high 14 points (4-6 3FG) vs. Eastern New Mexico (Dec. 29)
- Had two points vs. UC Irvine (Dec. 20)
- Three points vs. UC Santa Barbara (Dec. 6)
- Scored eight points (2-3 3FG) vs. New Mexico State (Dec. 2)
- Had two points vs. Pepperdine (Nov. 24)
- Scored 11 points (3-6 3FG) vs. Texas Southern (Nov. 6) for his first career double-figure game
- Appeared in both exhibitions off the bench, his first game action since Jan. 3 of last season

	2023-24	CAREER	STREAK
Double Figure Scoring	2	2	-

CAREER STATISTICS

Year	G-GS	Min-Avg.	FG-FGA	Pct.	3FG-3FGA	Pct.	FT-FTA	Pct.	Off-Def.	Reb-Avg.	PF-DQ	Ast	TO	Blk	Stl	Pts-Avg
2022-23	10-0	62-6.2	4-15	.267	2-11	.182	0-2	.000	0-12	12-1.2	5-0	1	1	3	1	10-1.0
Conf	2-0	2-1.0	0-1	.000	0-0	.000	0-0	.000	0-0	0-0.0	0-0	0	0	0	0	0-0.0
2023-24	11-0	81-7.4	13-29	.448	10-22	.455	4-4	1.000	1-6	7-0.6	6-0	5	5	1	4	40-3.6
Conf	1-0	2-2.0	0-0	.000	0-0	.000	0-0	.000	0-0	0-0.0	0-0	0	0	0	0	0-0.0
CAREER	21-0	143-6.8	17-44	.386	12-33	.364	4-6	.667	1-18	19-0.9	11-0	6	6	4	5	50-2.4

Sophomore | Guard | 6-2 | 175 | Riverside, CA | Centennial HS



Season Highs		
Pts	25	vs. UT Arlington (11/16/23)
Reb	6	vs. Santa Clara (12/9/23)
FG	11	vs. UT Arlington (11/16/23)
FGA	18	vs. UT Arlington (11/16/23)
3FG	2	twice
3FGA	4	vs. Wyoming (1/6/24)
FT	6	vs. Pepperdine (11/24/23)
FTA	10	vs. Pepperdine (11/24/23)
Ast	14	vs. Utah State (1/16/24)
Blk	2	twice
Stl	4	at New Mexico State (12/15/23)
Min	36	three times

Career Highs		
Pts	25	vs. UT Arlington (11/16/23)
Reb	6	twice
FG	11	vs. UT Arlington (11/16/23)
FGA	18	vs. UT Arlington (11/16/23)
3FG	2	twice
3FGA	4	vs. Wyoming (1/6/24)
FT	6	twice
FTA	10	vs. Pepperdine (11/24/23)
Ast	14	vs. Utah State (1/16/24)
Blk	3	twice
Stl	4	at New Mexico State (12/15/23)
Min	36	three times

MW Career Highs		
Pts	21	vs. Wyoming (1/6/24)
Reb	5	at Air Force (2/10/23)
FG	9	vs. Wyoming (1/6/24)
FGA	16	vs. Wyoming (1/6/24)
3FG	2	vs. Wyoming (1/6/24)
3FGA	4	vs. Wyoming (1/6/24)
FT	4	twice
FTA	7	at Air Force (2/10/23)
Ast	14	vs. Utah State (1/16/24)
Blk	3	vs. Boise State (1/20/23)
Stl	3	twice
Min	36	twice

15.1 PPG | 6.4 APG | 31.9 MPG | 1.6 SPG

### 2023-24 GAME-BY-GAME

Opponent	MP	FG-A	3G-A	FT-A	O-D-T	PF	A	TO	BS	ST	TP
Texas Southern*	25	4-8	2-3	2-2	0-4-4	2	6	1	1	1	12
at Saint Mary's*	29	5-12	1-1	4-6	0-2-2	4	5	2	0	3	15
UT Arlington*	34	11-18	1-3	2-3	1-1-2	3	5	4	1	2	25
vs. Toledo*	35	7-12	0-0	3-4	0-3-3	1	7	3	0	0	17
vs. Rice*	31	8-15	0-1	2-2	1-2-3	1	11	0	0	1	18
vs. Pepperdine*	31	9-14	0-1	6-10	0-1-1	0	7	4	1	2	24
Louisiana Tech*	26	2-8	0-0	4-6	0-5-5	0	4	6	1	1	8
New Mexico State*	27	5-13	0-2	2-7	1-0-1	0	10	0	1	2	12
UC Santa Barbara*	35	9-15	1-1	4-6	0-1-1	2	8	2	2	2	23
vs. Santa Clara*	31	10-14	0-1	2-3	1-5-6	3	4	3	0	3	22
at New Mexico State*	36	6-14	0-1	2-2	1-3-4	2	6	2	0	4	14
UC Irvine*	36	5-12	1-2	1-2	0-4-4	1	1	4	1	1	12
Eastern New Mexico					-INJ-						
at Colorado State*	36	4-9	0-1	2-3	0-3-3	4	9	3	0	2	10
Wyoming*	32	9-16	2-4	1-2	0-1-1	3	4	0	0	1	21
at UNLV*	28	1-6	0-0	1-2	0-2-2	1	4	2	0	0	3
San Diego State*	34	1-8	0-3	4-4	0-4-4	1	4	2	1	0	6
Utah State*	36	7-10	0-0	1-1	0-3-3	2	14	1	2	3	15

\* game started

### SEASON NOTES

- Mountain West Player of the Week (Dec. 11)
- Double-double with 15 points and a career-high 14 assists vs. No. 16 Utah State (Jan. 16)
- Had 21 points and four assists vs. Wyoming (Jan. 6)
- Had 10 points and nine assists at No. 13 Colorado State (Jan. 2)
- Had 14 points, including the game-winning layup with 20 seconds left, and six assists at New Mexico St. (Dec. 15)
- Had 22 points, six rebounds and four assists vs. Santa Clara (Dec. 9)
- Had 23 points and eight assists vs. UCSB (Dec. 6)
- Double-double with 12 points and 10 assists (no turnovers) vs. New Mexico State (Dec. 2)
- Had 24 points and seven assists vs. Pepperdine (Nov. 24)
- First career double-double with 18 points and 11 assists (with no turnovers) vs. Rice (Nov. 22)
- Had 17 points and seven assists vs. Toledo (Nov. 21)
- Scored a career-high 25 points, including the game-winning layup with 0.5 left, vs. UT Arlington (Nov. 16)
- 15 points and five assists, at No.23 Saint Mary's (Nov. 9)
- Had 12 points and six assists vs. Texas Southern (Nov. 6)
- Averaged 24.5 points and 5.0 assists per game in the two exhibition wins over CSU Pueblo and NM Highlands

	2023-24	CAREER	STREAK
Double-Doubles	3	3	1
Double Figure Scoring	13	19	1
20-Point Games	5	5	-
10-Assist Games	3	3	1

### CAREER STATISTICS

Year	G-GS	Min-Avg.	FG-FGA	Pct.	3FG-3FGA	Pct.	FT-FTA	Pct.	Off-Def.	Reb-Avg.	PF-DQ	Ast	TO	Blk	Stl	Pts-Avg
2022-23	34-2	629-18.5	69-136	.507	4-19	.211	50-73	.685	10-59	69-2.0	61-1	79	55	25	30	192-5.6
Conf	18-2	319-17.7	31-67	.463	2-13	.154	24-34	.706	4-31	35-1.9	35-1	31	30	10	17	88-4.9
2023-24	17-17	542-31.9	103-204	.505	8-24	.333	43-65	.662	5-44	40-2.9	30-0	109	39	11	28	257-15.1
Conf	5-5	166-33.2	22-49	.449	2-8	.250	9-12	.750	0-13	13-2.6	11-0	35	8	3	6	55-11.0
<b>CAREER</b>	<b>51-19</b>	<b>1172-23.0</b>	<b>172-340</b>	<b>.506</b>	<b>12-43</b>	<b>.279</b>	<b>93-138</b>	<b>.674</b>	<b>15-103</b>	<b>118-2.3</b>	<b>91-1</b>	<b>188</b>	<b>94</b>	<b>36</b>	<b>58</b>	<b>449-8.8</b>

Freshman | Guard | 6-4 | 200 | Phoenix, AZ | AZ Compass Prep



### Season Highs

Pts	21	vs. New Mexico State (12/2/23)
Reb	12	vs. Pepperdine (11/24/23)
FG	7	twice
FGA	13	vs. Pepperdine (11/24/23)
3FG	3	vs. New Mexico State (12/2/23)
3FGA	4	twice
FT	8	vs. New Mexico State (12/2/23)
FTA	10	vs. New Mexico State (12/2/23)
Ast	6	vs. New Mexico State (12/2/23)
Blk	2	vs. Utah State (1/16/24)
Stl	5	twice
Min	33	vs. Pepperdine (11/24/23)

### Career Highs

21	vs. New Mexico State (12/2/23)
12	vs. Pepperdine (11/24/23)
7	twice
13	vs. Pepperdine (11/24/23)
3	vs. New Mexico State (12/2/23)
4	twice
8	vs. New Mexico State (12/2/23)
10	vs. New Mexico State (12/2/23)
6	vs. New Mexico State (12/2/23)
2	vs. Utah State (1/16/24)
5	twice
33	vs. Pepperdine (11/24/23)

### MW Career Highs

9	at UNLV (1/9/24)
3	three times
4	vs. Wyoming (1/6/24)
9	vs. Utah State (1/16/24)
--	
2	twice
3	at UNLV (1/9/24)
3	at UNLV (1/9/24)
1	vs. Wyoming (1/6/24)
2	vs. Utah State (1/16/24)
5	at UNLV (1/9/24)
23	at UNLV (1/9/24)

9.1 PPG | 3.9 RPG | 20.9 MPG | 1.8 SPG

## 2023-24 GAME-BY-GAME

Opponent	MP	FG-A	3G-A	FT-A	O-D-T	PF	A	TO	BS	ST	TP
Texas Southern	15	2-6	0-1	2-4	2-4-6	3	2	1	0	1	6
at Saint Mary's	24	2-6	0-1	1-1	1-1-2	2	1	1	0	2	5
UT Arlington	17	2-6	1-3	0-0	2-1-3	2	0	2	0	1	5
vs. Toledo	17	3-7	1-1	1-2	0-2-2	1	2	2	0	2	8
vs. Rice	21	5-7	1-2	3-3	2-4-6	2	0	2	0	1	14
vs. Pepperdine*	33	7-13	1-4	4-6	0-12-12	1	0	2	0	5	19
Louisiana Tech	25	4-8	2-3	0-0	1-3-4	2	3	1	1	1	10
New Mexico State	29	5-7	3-4	8-10	1-4-5	3	6	1	0	1	21
UC Santa Barbara	22	7-11	1-2	2-2	2-4-6	3	4	2	0	2	17
vs. Santa Clara	29	3-6	0-1	5-7	2-2-4	3	1	3	0	1	11
at New Mexico State	22	2-6	1-2	0-0	0-1-1	2	2	3	1	1	5
UC Irvine	19	3-7	0-2	0-3	0-5-5	3	1	1	0	1	6
Eastern New Mexico					-ILL-						
at Colorado State	7	0-1	0-1	0-0	0-0-0	1	0	0	0	0	0
Wyoming	13	4-5	0-1	0-0	0-2-2	1	1	1	1	1	8
at UNLV	23	3-6	0-2	3-3	1-2-3	1	0	3	0	5	9
San Diego State	17	2-4	0-2	0-0	0-3-3	2	0	1	1	2	4
Utah State	21	3-9	0-2	0-0	1-2-3	2	0	1	2	3	6

\* game started

## SEASON NOTES

- Mountain West Freshman of the Week (Dec. 4)
- Had nine points and five steals at UNLV (Jan. 9)
- Scored eight points (4-5 FG) vs. Wyoming (Jan. 6)
- Scored 11 points vs. Santa Clara (Dec. 9)
- Had 17 points (all in the 2nd half) vs. UCSB (Dec. 6)
- Career-high 21 points and six assists vs. New Mexico State (Dec. 2)
- Had 10 points and three assists vs. Louisiana Tech (Nov. 29)
- First career double-double with 19 points and 12 rebounds vs. Pepperdine in 1st career start (Nov. 24)
- First career double-figure game with 14 points to go along with six rebounds vs. Rice (Nov. 22)
- Scored eight points vs. Toledo (Nov. 21)
- Had six points and six rebounds in his collegiate debut vs. Texas Southern (Nov. 6)
- Averaged 9.0 points and 6.0 rebounds per game in the two exhibition wins over CSU Pueblo and NM Highlands

	2023-24	CAREER	STREAK
Double-Doubles	1	1	-
Double Figure Scoring	6	6	-
20-Point Games	1	1	-
10-Rebound Games	1	1	-

## CAREER STATISTICS

Year	G-GS	Min-Avg.	FG-FGA	Pct.	3FG-3FGA	Pct.	FT-FTA	Pct.	Off-Def.	Reb-Avg.	PF-DQ	Ast	TO	Blk	Stl	Pts-Avg
2023-24	17-1	35.5-20.9	57-115	.496	11-34	.324	29-41	.707	15-52	67-3.9	34-0	23	27	6	30	154-9.1
Conf	5-0	82-16.4	12-25	.480	0-8	.000	3-3	1.000	2-9	11-2.2	7-0	1	6	4	11	27-5.4





#5

# JAMAL MASHBURN, JR.

Senior | Guard | 6-2 | 195 | Miami, FL | Brewster Academy [Minnesota]



### Season Highs

Pts	29	vs. UT Arlington (11/16/23)
Reb	4	twice
FG	9	vs. UT Arlington (11/16/23)
FGA	23	vs. UT Arlington (11/16/23)
3FG	2	five times
3FGA	9	vs. Eastern New Mexico (12/29/23)
FT	9	twice
FTA	13	vs. UT Arlington (11/16/23)
Ast	5	vs. Texas Southern (11/6/23)
Blk	1	vs. Toledo (11/21/23)
Stl	3	vs. Wyoming (1/6/24)
Min	37	vs. UT Arlington (11/16/23)

### Career Highs

33	at Nevada (1/23/23)
7	twice
13	at Air Force (2/10/23)
25	vs. Utah State (3/9/23)
4	five times
11	vs. Norfolk State (12/21/21)
10	at Air Force (2/10/23)
13	vs. UT Arlington (11/16/23)
8	vs. Utah State (1/8/22)
1	10 times
4	at Wyoming (1/22/22)
43	twice

### MW Career Highs

33	at Nevada (1/23/23)
7	vs. Boise State (1/20/23)
13	at Air Force (2/10/23)
25	vs. Utah State (3/9/23) <sup>MWIT</sup>
4	four times
8	twice
10	at Air Force (2/10/23)
12	twice
8	vs. Utah State (1/8/22)
1	vs. Air Force (2/26/22)
4	at Wyoming (1/22/22)
43	twice

15.9 PPG | 2.1 RPG | 1.6 APG | 30.8 MPG

## 2023-24 GAME-BY-GAME

Opponent	MP	FG-A	3G-A	FT-A	O-D-T	PF	A	TO	BS	ST	TP
Texas Southern*	27	5-10	2-3	3-4	0-3-3	0	5	0	0	0	15
at Saint Mary's*	33	3-16	1-3	0-0	0-2-2	1	0	3	0	1	7
UT Arlington*	37	9-23	2-5	9-13	0-1-1	0	1	0	0	0	29
vs. Toledo*	35	8-20	2-7	9-11	0-1-1	2	1	1	1	0	27
vs. Rice*	21	3-12	1-3	6-6	0-3-3	0	1	4	0	0	13
vs. Pepperdine					-INJ-						
Louisiana Tech					-INJ-						
New Mexico State					-INJ-						
UC Santa Barbara					-INJ-						
vs. Santa Clara					-INJ-						
at New Mexico State					-INJ-						
UC Irvine					-INJ-						
Eastern New Mexico*	27	6-18	2-9	3-4	0-1-1	0	0	1	0	0	17
at Colorado State*	32	5-15	2-4	1-1	0-1-1	2	2	1	0	1	13
Wyoming*	31	4-10	0-1	4-4	1-1-2	1	0	1	0	3	12
at UNLV*	30	4-9	0-1	5-5	0-4-4	3	2	1	0	0	13
San Diego State*	30	7-17	1-6	4-4	0-4-4	2	2	3	0	0	19
Utah State*	36	3-13	1-6	3-3	0-1-1	2	4	1	0	0	10

\* game started

## SEASON NOTES

- Tri-Captain
- Preseason All-Mountain West
- Scored 19 points vs. #19 San Diego State (Jan. 13)
- Had 17 points vs. Eastern New Mexico in his return to action (Dec. 29)
- Missed seven games due to injury (Nov. 24-Dec. 20)
- Scored 27 points vs. Toledo (Nov. 21)
- Season-high 29 points vs. UT Arlington (Nov. 16), including 22 in first half (most by a Lobo since 2015-16)
- Had 15 points and five assists vs. Texas Southern (Nov. 6)
- Averaged 21.5 points and 4.0 rebounds per game in the two exhibition wins over CSU Pueblo and NM Highlands

## UNM CAREER RECORD BOOK

	Total	Rank	Up Next
Points:	1,408	15th	Dairese Gary (1,458-14th)
FGs:	497	16th	Kelvin Scarborough (499-15th)
FT%	.810	10th	Ron Nelson (.817-9th)

	2023-24	CAREER	STREAK
Double Figure Scoring	10	87	9
20-Point Games	2	33	-
30-Point Games	-	2	-

## CAREER STATISTICS

Year	G-GS	Min-Avg.	FG-FGA	Pct.	3FG-3FGA	Pct.	FT-FTA	Pct.	Off-Def.	Reb-Avg.	PF-DQ	Ast	TO	Blk	Stl	Pts-Avg
2020-21 ^	29-8	641-22.1	85-243	.350	24-87	.276	43-54	.796	7-38	45-1.6	42-0	45	30	3	12	237-8.2
Conf	20-6	489-24.5	62-182	.341	9-67	.284	33-40	.825	4-35	39-2.0	33-0	29	24	2	8	176-8.8
2021-22	32-32	1084-33.9	207-484	.428	50-146	.342	118-150	.787	8-79	87-2.7	58-1	67	66	4	19	582-18.2
Conf	17-17	600-35.3	107-260	.412	24-71	.338	69-89	.775	3-45	48-2.8	36-1	36	32	1	11	307-18.1
2022-23	34-34	1145-33.7	233-545	.428	47-123	.382	138-169	.817	10-98	108-3.2	77-0	70	56	2	25	651-19.1
Conf	18-18	630-35.0	134-307	.436	29-73	.397	81-98	.827	5-47	52-2.9	45-0	35	33	0	12	378-21.0
2023-24	11-11	339-30.8	57-163	.350	14-48	.292	47-55	.855	1-22	23-2.1	13-0	18	16	1	5	175-15.9
Conf	5-5	159-31.8	23-64	.359	4-18	.222	17-17	1.000	1-11	12-2.4	10-0	10	7	0	4	67-13.4
<b>Total</b>	<b>106-85</b>	<b>3209-30.3</b>	<b>582-1435</b>	<b>.406</b>	<b>135-404</b>	<b>.334</b>	<b>346-428</b>	<b>.808</b>	<b>26-237</b>	<b>263-2.5</b>	<b>190-1</b>	<b>200</b>	<b>168</b>	<b>10</b>	<b>61</b>	<b>1645-15.5</b>
UNM Total	77-77	2569-33.4	497-1192	.417	111-317	.350	303-374	.810	19-199	218-2.8	148-1	155	138	7	49	1408-18.3

^ at Minnesota

Graduate | Guard | 6-0 | 175 | Phoenix, AZ | Shadow Mountain HS [Arizona State]



### Season Highs

Pts	28	vs. New Mexico State (12/2/23)
Reb	6	twice
FG	9	twice
FGA	20	vs. Eastern New Mexico (12/29/23)
3FG	5	vs. New Mexico State (12/2/23)
3FGA	9	twice
FT	9	vs. UC Irvine (12/20/23)
FTA	9	twice
Ast	6	at UNLV (1/9/24)
Blk	1	three times
Stl	6	vs. Santa Clara (12/9/23)
Min	37	vs. UC Irvine (12/20/23)

### Career Highs

42	at Air Force (2/5/22)
8	at Air Force (2/5/22)
15	at Air Force (2/5/22)
23	vs. Wyoming (2/15/22)
5	three times
9	four times
12	vs. UNLV (3/5/22)
13	vs. UNLV (3/5/22)
12	vs. San Jose State (1/28/22)
3	twice
8	vs. Grambling State (11/15/21)
47	at Nevada (1/23/23)

### MW Career Highs

42	at Air Force (2/5/22)
8	at Air Force (2/5/22)
15	at Air Force (2/5/22)
23	vs. Wyoming (2/15/22)
5	vs. Colorado State (12/28/22)
9	three times
12	vs. UNLV (3/5/22)
13	vs. UNLV (3/5/22)
12	vs. San Jose State (1/28/22)
3	at Wyoming (12/31/22)
6	twice
47	at Nevada (1/23/23)

15.5 PPG | 3.8 APG | 27.3 MPG | 2.6 SPG

## 2023-24 GAME-BY-GAME

Opponent	MP	FG-A	3G-A	FT-A	O-D-T	PF	A	TO	BS	ST	TP
Texas Southern*	19	1-6	1-3	5-5	0-2-2	2	4	4	1	2	8
at Saint Mary's					-INJ-						
UT Arlington					-INJ-						
vs. Toledo					-INJ-						
vs. Rice					-INJ-						
vs. Pepperdine					-INJ-						
Louisiana Tech*	33	4-15	1-6	7-9	0-6-6	4	4	0	0	2	16
New Mexico State*	26	9-11	5-6	5-5	0-3-3	2	4	1	0	4	28
UC Santa Barbara*	26	2-10	1-5	0-0	0-0-0	3	4	3	0	4	5
vs. Santa Clara*	22	3-12	0-5	3-4	0-1-1	4	3	0	0	6	9
at New Mexico State*	28	4-14	2-4	4-6	4-1-5	3	3	3	0	2	14
UC Irvine*	37	5-16	1-3	9-9	1-2-3	3	5	0	0	0	20
Eastern New Mexico*	27	9-20	4-9	0-0	0-3-3	3	5	0	1	2	22
at Colorado State*	19	5-8	4-5	0-0	0-4-4	4	1	4	0	2	14
Wyoming*	31	3-15	0-5	4-6	1-3-4	4	5	1	0	5	10
at UNLV*	26	7-11	2-5	0-0	0-3-3	4	6	3	0	0	16
San Diego State*	33	7-16	4-9	8-8	1-5-6	3	5	1	1	3	26
Utah State*	26	6-12	2-6	0-0	0-1-1	5	1	2	0	2	14

\* game started

## SEASON NOTES

- Tri-Captain
- Preseason All-Mountain West
- Had 26 points, six rebounds and five assists vs. No. 19 San Diego State (Jan. 13)
- Had 16 points and six assists at UNLV (Jan. 9)
- Had 22 points and five assists vs. Eastern New Mexico (Dec. 29)
- Had 20 points and five assists vs. UC Irvine (Dec. 20)
- Had 28 points (26 in 1st half-most by a Lobo since 2003) on 9-11 FG (5-6 3FG) vs. New Mexico State (Dec. 2)
- Had 16 points, six rebounds and four assists vs. Louisiana Tech (Nov. 29) after missing five games due to injury
- Had eight points and four assists vs. Texas Southern (Nov. 6)

## UNM CAREER RECORD BOOK

	Total	Rank	Up Next
Points:	1,269	21st	Elijah Brown (1,276-20th)
Assists:	338	15th	Rob Robbins (350-14th)
Steals:	188	4th	Phil Smith (197-3rd)
3FGs	131	19th	Mark Walters (136-18th)
FT%	.870	3rd	Anthony Mathis (.880-2nd)

	2023-24	CAREER	STREAK
Double Figure Scoring	10	69	8
20-Point Games	4	24	-
30-Point Games	-	4	-
40-Point Games	-	1	-
Double-Doubles	-	2	-
10-Assist Games	-	2	-

## CAREER STATISTICS

Year	G-GS	Min-Avg.	FG-FGA	Pct.	3FG-3FGA	Pct.	FT-FTA	Pct.	Off-Def.	Reb-Avg.	PF-DQ	Ast	TO	Blk	Stl	Pts-Avg
2019-20 ^	30-0	481-16.0	34-123	.276	16-60	.267	33-43	.767	11-46	57-1.9	52-0	35	25	2	38	117-3.9
Conf	18-0	238-13.2	7-50	.140	4-25	.160	13-20	.650	4-17	21-1.2	28-0	11	9	1	16	31-1.7
2020-21 ^	21-0	393-18.7	40-103	.388	23-59	.390	9-13	.692	4-38	42-2.0	33-0	31	26	0	34	112-5.3
Conf	14-0	275-19.6	30-72	.417	17-42	.405	5-9	.556	2-25	27-1.9	23-0	18	17	0	20	82-5.9
2021-22	31-31	995-32.1	167-403	.414	47-148	.318	144-162	.889	16-97	113-3.6	85-2	139	105	9	68	525-16.9
Conf	17-17	568-33.4	98-228	.430	24-76	.316	77-84	.917	13-59	72-4.2	45-1	74	66	6	39	297-17.5
2022-23	32-32	1008-31.5	170-392	.434	57-151	.377	145-170	.853	14-112	126-3.9	79-2	149	71	20	86	542-16.9
Conf	16-16	533-33.3	91-212	.429	28-80	.350	64-73	.877	7-61	68-4.3	43-2	68	39	9	41	274-17.1
2023-24	13-13	354-27.3	65-166	.392	27-71	.380	45-52	.865	7-34	41-3.2	44-1	50	22	3	34	202-15.5
Conf	5-5	135-27.0	28-62	.452	12-30	.400	12-14	.857	2-16	18-3.6	20-1	18	11	1	12	80-16.0
<b>Total</b>	<b>127-76</b>	<b>3228-25.4</b>	<b>476-1187</b>	<b>.401</b>	<b>170-489</b>	<b>.348</b>	<b>376-440</b>	<b>.855</b>	<b>52-327</b>	<b>379-3.0</b>	<b>293-5</b>	<b>404</b>	<b>249</b>	<b>34</b>	<b>260</b>	<b>1498-11.8</b>
UNM Total	76-76	2358-31.0	402-961	.418	131-370	.354	334-384	.870	37-243	280-3.7	208-5	338	198	32	188	1269-16.7

^ at Arizona State



Season Highs

Pts	7	twice
Reb	4	vs. Texas Southern (11/6/23)
FG	3	twice
FGA	6	vs. New Mexico State (12/2/23)
3FG	1	five times
3FGA	4	vs. New Mexico State (12/2/23)
FT	1	vs. Texas Southern (11/6/23)
FTA	2	twice
Ast	1	vs. Toledo (11/21/23)
Blk	1	vs. Texas Southern (11/6/23)
Stl	2	four times
Min	19	twice

Career Highs

7	twice
4	vs. Texas Southern (11/6/23)
3	twice
6	vs. New Mexico State (12/2/23)
1	five times
4	vs. New Mexico State (12/2/23)
1	vs. Texas Southern (11/6/23)
2	twice
1	vs. Toledo (11/21/23)
1	vs. Texas Southern (11/6/23)
2	four times
19	twice

MW Career Highs

--	
--	
--	
--	
--	
--	
--	
--	
--	
--	
--	
1	vs. San Diego State (1/13/24)

2.4 PPG | 1.8 RPG | 10.5 MPG | 48% FG

2023-24 GAME-BY-GAME

Opponent	MP	FG-A	3G-A	FT-A	O-D-T	PF	A	TO	BS	ST	TP
Texas Southern	12	1-2	1-2	1-2	0-4-4	0	0	0	1	1	4
at Saint Mary's	14	2-3	1-2	0-0	0-1-1	1	0	0	0	1	5
UT Arlington	4	0-1	0-1	0-0	0-1-1	0	0	0	0	0	0
vs Toledo	10	0-0	0-0	0-0	1-1-2	3	1	0	0	2	0
vs. Rice	19	3-5	1-2	0-0	0-2-2	2	0	0	0	0	7
vs. Pepperdine	19	2-2	1-1	0-0	0-3-3	3	0	1	0	0	5
Louisiana Tech	4	0-1	0-0	0-0	1-1-2	0	0	0	0	0	0
New Mexico State	15	3-6	1-4	0-2	1-2-3	4	0	0	0	0	7
UC Santa Barbara	15	2-3	0-1	0-0	0-3-3	3	0	1	0	2	4
vs. Santa Clara	10	1-2	0-1	0-0	0-1-1	3	2	0	3	0	2
at New Mexico State	7	0-1	0-1	0-0	0-0-0	1	0	0	0	0	0
UC Irvine	1	0-0	0-0	0-0	0-0-0	0	0	0	0	0	0
Eastern New Mexico	17	0-3	0-2	0-0	2-1-3	3	0	0	0	2	0
at Colorado State					-DNP-						
Wyoming					-DNP-						
at UNLV					-DNP-						
San Diego State	1	0-0	0-0	0-0	0-0-0	0	0	0	0	0	0
Utah State					-DNP-						

SEASON NOTES


- Had four points vs, UC Santa Barbara (Dec. 6)
- Tied a career high with seven points vs. New Mexico State (Dec. 2)
- Scored five points vs. Pepperdine (Nov. 24)
- Career-high seven points vs. Rice (Nov. 22)
- Scored five points at No. 23 Saint Mary's (Nov. 9)
- Had four points and four rebounds in his collegiate debut on his birthday vs. Texas Southern (Nov. 6)
- Averaged 8.5 points and 7.0 rebounds per game in the two exhibition wins over CSU Pueblo and NM Highlands

	2023-24	CAREER	STREAK
Double Figure Scoring	-	-	-

CAREER STATISTICS

Year	G-GS	Min-Avg.	FG-FGA	Pct.	3FG-3FGA	Pct.	FT-FTA	Pct.	Off-Def.	Reb-Avg.	PF-DQ	Ast	TO	Blk	Stl	Pts-Avg
2022-23									Redshirt season							
Conf	--															
2023-24	14-0	147-10.5	14-29	.483	5-17	.294	1-4	.250	5-20	25-1.8	23-0	1	5	1	10	34-2.4
Conf	1-0	1-1.0	0-0	.000	0-0	.000	0-0	.000	0-0	0-0.0	0-0	0	0	0	0	0-0.0

Graduate | Forward | 6-5 | 210 | Lubumbashi, DR Congo | Spire Academy [Western Texas/Texas A&M-Corpus Christi]



### Season Highs

Pts	11	vs. Santa Clara (12/9/23)
Reb	9	vs. UC Santa Barbara (12/6/23)
FG	3	at New Mexico State (12/15/23)
FGA	8	vs. Santa Clara (12/9/23)
3FG	2	at New Mexico State (12/15/23)
3FGA	3	at New Mexico State (12/15/23)
FT	7	vs. Santa Clara (12/9/23)
FTA	8	vs. Santa Clara (12/9/23)
Ast	2	vs. Pepperdine (11/24/23)
Blk	1	twice
Stl	2	twice
Min	22	vs. Santa Clara (12/9/23)

### NCAA Career Highs

28	twice
17	five times
10	vs. Northwestern State (1/6/22) <sup>AMCC</sup>
17	vs. Alabama (3/16/23) <sup>AMCC</sup>
3	vs. New Orleans (1/14/23) <sup>AMCC</sup>
4	four times
19	vs. Northwestern State (2/25/23) <sup>AMCC</sup>
24	vs. Northwestern State (2/25/23) <sup>AMCC</sup>
5	vs. UTRGV (11/27/22) <sup>AMCC</sup>
2	at Mississippi State (11/7/22) <sup>AMCC</sup>
4	three times
38	vs. Houston Baptist (1/22/22) <sup>AMCC</sup>

### MW Career Highs

4	vs. Utah State (1/16/24)
4	vs. Wyoming (1/6/24)
--	
--	
--	
4	vs. Utah State (1/16/24)
4	vs. Utah State (1/16/24)
1	at Colorado State (1/2/24)
--	
10	vs. Wyoming (1/6/24)

2.4 PPG | 3.6 RPG | 11.0 MPG

## 2023-24 GAME-BY-GAME

Opponent	MP	FG-A	3G-A	FT-A	O-D-T	PF	A	TO	BS	ST	TP
Texas Southern	9	0-2	0-0	0-0	2-1-3	1	1	0	0	0	0
at Saint Mary's	2	0-0	0-0	0-0	0-0-0	1	0	0	0	0	0
UT Arlington	13	0-2	0-1	0-0	2-1-3	2	0	1	0	0	0
vs. Toledo	2	0-0	0-0	0-0	0-0-0	0	1	0	0	0	0
vs. Rice	13	2-2	0-0	1-2	3-4-7	1	0	0	0	0	5
vs. Pepperdine	16	1-3	0-1	0-2	0-2-2	1	2	0	1	0	2
Louisiana Tech					-DNP-						
New Mexico State	17	1-1	1-1	3-4	2-4-6	1	0	1	0	0	6
UC Santa Barbara	17	0-2	0-1	0-0	1-8-9	2	0	1	0	0	0
vs. Santa Clara	22	2-8	0-1	7-8	4-3-7	0	0	0	0	2	11
at New Mexico State	19	3-6	2-3	1-4	2-4-6	3	1	1	0	1	9
UC Irvine					-INJ-						
Eastern New Mexico	17	0-3	0-1	1-2	3-4-7	2	1	0	0	2	1
at Colorado State	5	0-0	0-0	0-0	0-0-0	0	0	0	1	0	0
Wyoming	10	0-0	0-0	0-0	1-3-4	2	0	1	0	0	0
at UNLV	4	0-0	0-0	0-0	0-0-0	0	0	1	0	0	0
San Diego State	1	0-0	0-0	0-0	0-0-0	0	0	0	0	0	0
Utah State	9	0-0	0-0	4-4	2-1-3	0	0	0	0	0	4

## SEASON NOTES

- Had four points and three rebounds vs. No. 16 Utah State (Jan. 16)
- Had nine points (including his 1000th career NCAA point) and six rebounds at New Mexico State (Dec. 15)
- Had 11 points and seven rebounds vs. Santa Clara (Dec. 9)
- Grabbed a season-high nine rebounds vs. UCSB (Dec. 6)
- Had seven points and six rebounds vs. New Mexico State (Dec. 2)
- Had two points, two rebounds and two assists vs. Pepperdine (Nov. 24)
- Had five points and seven rebounds vs. Rice (Nov. 22)
- Had three rebounds in UNM debut vs. Texas Southern (Nov. 6)
- Missed the two exhibitions due to injury

	2023-24	CAREER	STREAK
Double-Doubles	-	27	-
Double Figure Scoring	1	28	-
20-Point Games	-	16	-
10-Rebound Games	-	31	-

## CAREER STATISTICS

Year	G-GS	Min-Avg.	FG-FGA	Pct.	3FG-3FGA	Pct.	FT-FTA	Pct.	Off-Def.	Reb-Avg.	PF-DQ	Ast	TO	Blk	Stl	Pts-Avg
2019-20 ^	32-24	1044-32.6	178-272	.654	2-14	.143	60-96	.625	112-144	256-8.0	50-0	54	62	10	34	418-13.1
2020-21 #	23-23	660-28.7	126-209	.603	9-17	.529	101-132	.765	102-159	261-11.3	44-0	25	48	4	25	362-15.7
2021-22 %	35-31	907-25.9	148-280	.529	9-29	.310	158-201	.786	125-205	330-9.4	79-1	43	67	3	41	463-13.2
Conf	14-14	408-29.1	56-123	.455	2-12	.167	74-91	.813	60-90	150-10.7	34-1	14	29	0	16	188-13.4
2022-23 %	35-33	949-27.1	160-298	.537	15-40	.375	172-206	.835	120-226	346-9.9	71-0	41	60	3	47	507-14.5
Conf	18-17	500-27.8	81-50	.540	8-17	.471	107-129	.829	55-126	181-10.1	43-0	19	33	0	21	277-15.4
2023-24	16-0	177-11.0	9-29	.310	3-9	.333	17-26	.654	22-35	57-3.6	16-0	6	6	2	5	38-2.4
Conf	5-0	29-5.8	0-0	.000	0-0	.000	4-4	1.000	3-4	7-1.4	2-0	0	2	1	0	4-0.8
NCAA	86-64	2033-23.6	317-607	.522	27-78	.346	347-433	.801	267-466	733-8.5	166-1	90	133	8	93	1008-11.7

^ at Gillette College | # at Western Texas | % at Texas A&M-Corpus Christi

Freshman | Forward | 6-9 | 220 | Dallas, TX | Faith Family Academy of Oak Cliff



### Season Highs

Pts	27	vs. Toledo (11/21/23)
Reb	16	vs. San Diego State (1/13/24)
FG	11	vs. Toledo (11/21/23)
FGA	15	vs. San Diego State (1/13/24)
3FG	2	vs. UC Santa Barbara (12/6/23)
3FGA	3	vs. UC Santa Barbara (12/6/23)
FT	5	vs. Toledo (11/21/23)
FTA	10	vs. San Diego State (1/13/24)
Ast	3	vs. Toledo (11/21/23)
Blk	5	vs. San Diego State (1/13/24)
Stl	3	twice
Min	34	vs. Toledo (11/21/23)

### Career Highs

Pts	27	vs. Toledo (11/21/23)
Reb	16	vs. San Diego State (1/13/24)
FG	11	vs. Toledo (11/21/23)
FGA	15	vs. San Diego State (1/13/24)
3FG	2	vs. UC Santa Barbara (12/6/23)
3FGA	3	vs. UC Santa Barbara (12/6/23)
FT	5	vs. Toledo (11/21/23)
FTA	10	vs. San Diego State (1/13/24)
Ast	3	vs. Toledo (11/21/23)
Blk	5	vs. San Diego State (1/13/24)
Stl	3	twice
Min	34	vs. Toledo (11/21/23)

### MW Career Highs

Pts	17	twice
Reb	16	vs. San Diego State (1/13/24)
FG	8	twice
FGA	14	at Colorado State (1/2/24)
3FG	1	at Colorado State (1/2/24)
3FGA	2	at Colorado State (1/2/24)
FT	2	twice
FTA	10	vs. San Diego State (1/13/24)
Ast	2	at Colorado State (1/2/24)
Blk	5	vs. San Diego State (1/13/24)
Stl	2	vs. San Diego State (1/13/24)
Min	31	vs. San Diego State (1/13/24)

12.7 PPG | 7.9 RPG | 24.3 MPG | 1.7 BPG | 66% FG

### 2023-24 GAME-BY-GAME

Opponent	MP	FG-A	3G-A	FT-A	O-D-T	PF	A	TO	BS	ST	TP
Texas Southern	18	4-6	0-1	3-3	3-6-9	2	0	2	2	2	11
at Saint Mary's*	16	4-6	0-1	0-0	2-4-6	5	0	1	1	0	8
UT Arlington*	27	7-11	0-1	1-2	4-6-10	2	0	1	1	0	15
vs. Toledo*	34	11-12	0-1	5-5	3-8-11	3	3	3	1	1	27
vs. Rice*	22	6-8	0-0	1-1	1-5-6	1	1	0	4	3	13
vs. Pepperdine*	20	4-6	0-0	3-5	3-5-8	4	2	1	1	0	11
Louisiana Tech*	28	4-7	0-0	0-1	5-2-7	5	0	0	2	2	8
New Mexico State*	14	1-1	0-0	3-5	1-2-3	3	0	0	1	2	5
UC Santa Barbara*	25	8-9	2-3	0-1	2-2-4	0	1	0	3	2	18
vs. Santa Clara*	24	5-8	0-0	1-4	2-4-6	2	0	2	2	1	11
at New Mexico State*	30	8-14	0-1	2-3	8-3-11	1	0	5	0	1	18
UC Irvine*	28	3-7	0-2	3-4	3-8-11	3	0	3	2	3	9
Eastern New Mexico*	17	3-4	0-0	1-1	2-5-7	3	0	1	0	1	7
at Colorado State*	30	8-14	1-2	0-3	3-8-11	3	2	1	0	1	17
Wyoming*	26	3-4	0-0	0-2	1-5-6	3	1	0	3	1	6
at UNLV*	29	7-11	0-1	2-2	3-3-6	2	0	2	1	0	16
San Diego State*	31	8-15	0-1	1-10	9-7-16	3	1	1	5	2	17
Utah State*	19	5-6	0-1	2-3	0-5-5	4	0	0	1	1	12

\*game started

### SEASON NOTES

- Five-time Mountain West Freshman of the Week (Nov. 20, Nov. 27, Dec. 11, Dec. 26, Jan 15)
- Had 17 points, 16 rebounds (9 offensive - ties UNM freshman record) and five blocks vs. No. 19 San Diego St (Jan. 13)
- Had 17 points and 11 rebounds at No.13 Colorado State (Jan. 2)
- Had 18 points and 11 rebounds (eight offensive) at New Mexico State (Dec.15)
- Scored 18 points (8-9 FG) vs. UC Santa Barbara (Dec. 6)
- Had 11 points and eight rebounds vs. Pepperdine (Nov. 24)
- Had 13 points, six rebounds, four blocks and three steals vs. Rice (Nov. 22)
- First Lobo in history to post consecutive double-doubles after career-highs of 27 points and 11 rebounds vs. Toledo (Nov. 21)
- Had first career double-double with 15 points and 10 rebounds vs. UT Arlington (Nov. 16)
- Had 11 points and nine rebounds in collegiate debut vs. Texas Southern (Nov. 6)
- Averaged 12.5 points and 6.5 rebounds per game in the two exhibition wins over CSU Pueblo and NM Highlands

	2023-24	CAREER	STREAK
Double-Doubles	5	5	-
Double Figure Scoring	12	12	3
20-Point Games	1	1	-
10- Rebound Games	6	6	-


### CAREER STATISTICS

Year	G-GS	Min-Avg.	FG-FGA	Pct.	3FG-3FGA	Pct.	FT-FTA	Pct.	Off-Def.	Reb-Avg.	PF-DQ	Ast	TO	Blk	Stl	Pts-Avg
2023-24	18-17	437-24.3	99-149	.664	3-15	.200	28-55	.509	55-88	143-7.9	49-2	11	23	30	23	229-12.7
Conf	5-5	135-27.0	31-50	.620	1-5	.200	5-20	.250	16-28	44-8.8	15-0	4	4	10	5	68-13.6



# #21 SEBASTIAN FORSLING

Junior | Center | 7-0 | 240 | Floda, Sweden | RIG Mark



### Season Highs

Pts	8	vs. Texas Southern (11/6/23)
Reb	3	twice
FG	3	vs. Texas Southern (11/6/23)
FGA	3	vs. Texas Southern (11/6/23)
3FG	--	
3FGA	1	vs. Eastern New Mexico (12/29/23)
FT	2	vs. Texas Southern (11/6/23)
FTA	2	three times
Ast	2	vs. Rice (11/22/23)
Blk	1	vs. New Mexico State (12/2/23)
Stl	--	
Min	14	vs. New Mexico State (12/2/23)

### Career Highs

8	vs. Texas Southern (11/6/23)
10	vs. Northern New Mexico (2/11/22)
3	twice
5	vs. Denver (12/9/21)
1	vs. Nevada (3/9/22)
1	eight times
5	vs. UTSA (12/10/22)
6	vs. UTSA (12/10/22)
2	three times
3	vs. Wyoming (2/15/22)
1	six times
26	at Colorado State (1/19/22)

### MW Career Highs

6	vs. Nevada (3/9/22) <sup>MWT</sup>
8	vs. Boise State (1/15/22)
2	five times
4	vs. Fresno State (1/25/22)
1	vs. Nevada (3/9/22) <sup>MWT</sup>
1	six times
2	vs. Utah State (1/8/22)
4	vs. Utah State (1/8/22)
2	at Utah State (2/22/22)
3	vs. Wyoming (2/15/22)
1	four times
26	at Colorado State (1/19/22)

1.2 PPG | 0.9 RPG | 5.8 MPG

### 2023-24 GAME-BY-GAME

Opponent	MP	FG-A	3G-A	FT-A	O-D-T	PF	A	TO	BS	ST	TP
Texas Southern	11	3-3	0-0	2-2	0-3-3	1	0	0	0	0	8
at Saint Mary's	8	0-0	0-0	0-0	0-1-1	1	1	1	0	0	0
UT Arlington					-DNP-						
vs. Toledo	1	0-0	0-0	0-0	0-0-0	0	0	0	0	0	0
vs. Rice	9	1-1	0-0	0-1	1-1-2	4	2	0	0	0	2
vs. Pepperdine	4	0-0	0-0	0-0	0-0-0	0	1	0	0	0	0
Louisiana Tech					-DNP-						
New Mexico State	14	1-1	0-0	0-0	0-2-2	2	0	2	1	0	2
UC Santa Barbara	2	0-0	0-0	0-0	0-0-0	1	0	0	0	0	0
vs. Santa Clara	5	0-0	0-0	1-2	0-0-0	1	1	0	0	0	1
at New Mexico State	2	0-0	0-0	0-0	0-0-0	1	1	0	0	0	0
UC Irvine	7	0-2	0-0	0-0	1-0-1	2	1	0	0	0	0
Eastern New Mexico	9	0-1	0-1	0-2	1-2-3	2	1	0	0	0	0
at Colorado State					-DNP-						
Wyoming					-DNP-						
at UNLV					-DNP-						
San Diego State	4	1-1	0-0	0-0	0-0-0	0	0	0	0	0	2
Utah State	1	0-0	0-0	0-0	0-0-0	0	0	0	0	0	0

### SEASON NOTES

- Scored two points vs. No. 19 San Diego State (Jan. 13)
- Had three rebounds vs. Eastern New Mexico (Dec. 29)
- Had two points and two rebounds vs. New Mexico State (Dec. 2)
- Had two points, two rebounds and two assists vs. Rice (Nov. 22)
- Scored a career-high eight points (3-3 FG) vs. Texas Southern (Nov. 6)
- Averaged 2.5 rebounds per game in the two exhibition wins over CSU Pueblo and NM Highlands

	2023-24	CAREER	STREAK
10-Rebound Games	-	1	-

### CAREER STATISTICS

Year	G-GS	Min-Avg.	FG-FGA	Pct.	3FG-3FGA	Pct.	FT-FTA	Pct.	Off-Def.	Reb-Avg.	PF-DQ	Ast	TO	Blk	Stl	Pts-Avg
2021-22	27-13	391-14.5	24-48	.500	1-7	.143	7-16	.438	34-31	65-2.4	63-2	13	19	9	6	56-2.1
Conf	17-10	277-16.3	12-28	.429	0-5	.000	4-10	.400	21-24	45-2.6	47-1	9	15	7	2	28-1.6
2022-23	21-0	137-6.5	10-14	.714	0-0	.000	12-15	.800	13-20	33-1.6	28-0	4	8	10	4	32-1.5
Conf	9-0	52-5.8	4-5	.800	0-0	.000	0-0	.000	4-6	10-1.1	6-0	1	3	5	2	8-0.9
2023-24	13-0	76-5.8	6-9	.667	0-1	.000	3-7	.429	3-9	12-0.9	15-0	8	3	1	0	15-1.2
Conf	2-0	5-2.5	1-1	1.000	0-0	.000	0-0	.000	0-0	0-0.0	0-0	0	0	0	0	2-1.0
<b>Total</b>	<b>61-13</b>	<b>604-9.9</b>	<b>40-71</b>	<b>.563</b>	<b>1-8</b>	<b>.125</b>	<b>22-38</b>	<b>.579</b>	<b>50-60</b>	<b>110-1.8</b>	<b>106-2</b>	<b>25</b>	<b>30</b>	<b>20</b>	<b>10</b>	<b>103-1.7</b>

Senior | Forward | 6-9 | 225 | Helsinki, Finland | HBA-Marsky [Dayton]



Season Highs	
Pts	12 twice
Reb	4 five times
FG	4 four times
FGA	9 vs. Louisiana Tech (11/29/23)
3FG	2 twice
3FGA	4 three times
FT	6 at UNLV (1/9/24)
FTA	7 at UNLV (1/9/24)
Ast	2 vs. Santa Clara (12/9/23)
Blk	1 three times
Stl	2 three times
Min	22 at Saint Mary's (11/9/23)

Career Highs	
22	vs. La Salle (12/30/20) <sup>UD</sup>
11	at Duquesne (2/2/21) <sup>UD</sup>
9	vs. La Salle (12/30/20) <sup>UD</sup>
14	twice
4	vs. Massachusetts (2/23/22) <sup>UD</sup>
8	at VCU (2/7/23) <sup>UD</sup>
8	vs. Southeastern Louisiana (12/3/22) <sup>UD</sup>
10	twice
8	vs. Alcorn State (12/20/22) <sup>UD</sup>
2	at Duquesne (2/2/21) <sup>UD</sup>
3	twice
42	at Rhode Island (2/16/21) <sup>UD</sup>

MW Career Highs	
12	twice
4	three times
4	twice
8	vs. Wyoming (1/6/24)
2	twice
4	vs. Utah State (1/16/24)
6	at UNLV (1/9/24)
7	at UNLV (1/9/24)
1	twice
1	vs. San Diego State (1/13/24)
2	vs. Wyoming (1/6/24)
21	at UNLV (1/9/24)

**5.6 PPG | 2.5 RPG | 16.6 MPG**

### 2023-24 GAME-BY-GAME

Opponent	MP	FG-A	3G-A	FT-A	O-D-T	PF	A	TO	BS	ST	TP
Texas Southern*	17	2-6	0-2	0-0	0-1-1	2	0	0	0	0	4
at Saint Mary's*	22	1-4	1-2	2-3	0-2-2	3	0	1	0	1	5
UT Arlington	19	0-2	0-2	0-0	1-3-4	2	0	0	0	0	0
vs. Toledo	18	2-5	0-2	1-2	0-3-3	2	1	3	0	2	5
vs. Rice	14	1-4	0-3	0-0	0-1-1	2	0	0	0	2	2
vs. Pepperdine	11	0-3	0-1	0-0	0-0-0	3	0	1	0	0	0
Louisiana Tech	21	1-9	0-3	1-1	1-2-3	0	0	0	0	1	3
New Mexico State	17	2-4	0-1	3-4	0-1-1	4	1	0	1	0	7
UC Santa Barbara	9	0-6	0-4	0-0	0-2-2	1	0	0	0	0	0
vs. Santa Clara	11	0-2	0-1	2-2	1-0-1	3	2	1	0	1	2
at New Mexico State					-DNP-						
UC Irvine	14	4-7	1-4	2-2	1-3-4	3	0	0	1	0	11
Eastern New Mexico	14	4-6	1-2	2-3	0-2-2	1	1	1	0	0	11
at Colorado State	17	1-4	0-1	0-0	1-2-3	2	0	0	0	1	2
Wyoming	20	4-8	1-2	0-0	0-4-4	0	0	0	0	2	9
at UNLV	21	2-3	0-1	6-7	0-3-3	3	1	1	0	0	10
San Diego State	19	3-4	2-3	4-5	0-4-4	3	0	2	1	0	12
Utah State	17	4-6	2-4	2-2	1-3-4	3	1	0	0	0	12

\* game started

### SEASON NOTES

- Tied season highs of 12 points and four rebounds vs. No. 16 Utah State (Jan. 16)
- Had season-highs of 12 points and four rebounds vs. No. 19 San Diego State (Jan. 13)
- Scored 10 points at UNLV (Jan. 9)
- Had nine points and four rebounds vs. Wyoming (Jan. 6)
- Had 11 points vs. Eastern New Mexico (Dec. 29)
- Had 11 points and four rebounds vs. UC Irvine (Dec. 20)
- Had seven points vs. New Mexico State (Dec. 2)
- Scored five points vs. Toledo (Nov. 21)
- Had five points at No. 23 Saint Mary's (Nov. 9)
- Scored four points in his UNM debut vs. Texas Southern (Nov. 6)
- Averaged 3.5 points and 2.0 rebounds per game in the two exhibition wins over CSU Pueblo and NM Highlands

	2023-24	CAREER	STREAK
Double-Doubles	-	2	-
Double Figure Scoring	5	41	3
20-Point Games	-	2	-
10-Rebound Games	-	3	-

### CAREER STATISTICS

Year	G-GS	Min-Avg.	FG-FGA	Pct.	3FG-3FGA	Pct.	FT-FTA	Pct.	Off-Def.	Reb-Avg.	PF-DQ	Ast	TO	Blk	Stl	Pts-Avg
2020-21 %	19-15	569-29.9	68-137	.496	26-68	.382	26-34	.765	24-83	107-5.6	45-1	24	31	8	13	188-9.9
Conf	16-14	481-30.1	57-117	.487	24-59	.407	22-29	.759	21-69	90-5.6	35-1	21	26	8	11	160-10.0
2021-22 %	35-1	693-19.8	65-163	.399	28-95	.295	37-51	.725	41-101	142-4.1	57-0	26	37	7	7	195-5.6
Conf	18-1	375-20.8	37-87	.425	14-44	.318	16-24	.667	23-49	72-4.0	27-0	15	16	5	3	104-5.8
2022-23 %	34-19	1006-29.6	103-233	.442	45-123	.366	66-83	.795	40-124	164-4.8	61-0	59	46	10	8	317-9.3
Conf	18-10	513-28.5	55-123	.447	21-54	.389	15-22	.682	15-67	82-4.6	32-0	28	19	9	6	146-8.1
2023-24	17-2	282-16.6	31-83	.373	8-38	.211	25-31	.806	6-36	42-2.5	37-0	7	10	3	10	95-5.6
Conf	5-0	94-18.8	14-25	.560	5-11	.455	12-14	.857	2-16	18-3.6	11-0	2	3	1	3	45-9.0
<b>CAREER</b>	<b>105-37</b>	<b>2547-24.3</b>	<b>267-616</b>	<b>.433</b>	<b>107-324</b>	<b>.330</b>	<b>154-199</b>	<b>.774</b>	<b>111-344</b>	<b>455-4.3</b>	<b>200-1</b>	<b>116</b>	<b>124</b>	<b>28</b>	<b>38</b>	<b>795-7.6</b>

% at Dayton

Senior | Center | 6-10 | 240 | Benin City, Nigeria | NBA Academy Africa [Iona]



### Season Highs

Pts	26	vs. Utah State (1/16/24)
Reb	16	vs. Eastern New Mexico (12/29/23)
FG	11	vs. Utah State (1/16/24)
FGA	12	vs. Utah State (1/16/24)
3FG	--	
3FGA	--	
FT	6	vs. UC Irvine (12/20/23)
FTA	10	vs. Eastern New Mexico (12/29/23)
Ast	5	vs. Pepperdine (11/24/23)
Blk	5	twice
Stl	5	at New Mexico State (12/15/23)
Min	34	vs. Utah State (1/16/24)

### Career Highs

28	vs. Harvard (11/13/21) <sup>lona</sup>
17	vs. Manhattan (2/17/23) <sup>lona</sup>
11	three times
16	vs. Marist (3/2/23) <sup>lona</sup>
1	vs. North Alabama (11/20/21) <sup>lona</sup>
1	nine times
10	twice
14	three times
5	twice
6	twice
5	at New Mexico State (12/15/23)
39	vs. Marist (3/11/23) <sup>lona</sup>

### MW Career Highs

26	vs. Utah State (1/16/24)
9	twice
11	vs. Utah State (1/16/24)
12	vs. Utah State (1/16/24)
--	
--	
4	twice
6	vs. Wyoming (1/16/24)
3	at Colorado State (1/2/24)
5	twice
3	twice
34	vs. Utah State (1/16/24)

9.4 PPG | 7.8 RPG | 25.5 MPG | 1.4 BPG

## 2023-24 GAME-BY-GAME

Opponent	MP	FG-A	3G-A	FT-A	O-D-T	PF	A	TO	BS	ST	TP
Texas Southern*	21	3-9	0-0	2-3	3-2-5	2	0	0	0	2	8
at Saint Mary's*	28	5-11	0-0	1-5	6-7-13	3	1	1	1	0	11
UT Arlington*	22	1-2	0-0	3-4	1-4-5	3	0	0	3	0	5
vs. Toledo*	27	3-9	0-0	2-3	4-6-10	3	2	3	0	0	8
vs. Rice*	21	5-9	0-0	0-0	2-5-7	2	1	1	1	0	10
vs. Pepperdine*	29	5-8	0-0	3-6	4-4-8	2	5	1	0	0	13
Louisiana Tech*	29	4-6	0-0	3-5	4-7-11	4	2	1	4	1	11
New Mexico State*	17	1-2	0-0	2-2	1-1-2	2	1	1	1	0	4
UC Santa Barbara*	27	3-5	0-0	0-0	2-6-8	1	0	3	1	1	6
vs. Santa Clara*	18	3-4	0-0	1-2	1-5-6	4	0	1	0	0	7
at New Mexico State*	29	4-7	0-0	2-7	1-5-6	3	0	2	0	5	10
UC Irvine*	31	3-6	0-0	6-8	3-4-7	4	0	1	1	3	12
Eastern New Mexico*	23	5-6	0-0	3-10	4-12-16	2	2	2	3	4	13
at Colorado State*	27	3-5	0-0	1-4	1-1-2	4	3	1	1	1	7
Wyoming*	25	3-11	0-0	4-6	8-1-9	5	1	1	0	3	10
at UNLV*	25	3-7	0-0	0-1	4-5-9	3	2	3	0	0	6
San Diego State*	26	1-3	0-0	0-0	3-5-8	4	0	0	5	1	2
Utah State*	34	11-12	0-0	4-4	0-8-8	4	1	1	5	3	26

\* game started

## SEASON NOTES

- Season-high 26 points (11-12 FG) to go with eight rebounds and five blocks vs. No. 16 Utah State (Jan. 16)
- Had eight rebounds and five blocks vs. No. 19 San Diego State (Jan. 13)
- Had 13 points, a season-high 16 rebounds to go with three blocks and four steals vs. Eastern New Mexico (Dec. 29)
- Had 12 points, seven rebounds and three steals vs. UC Irvine (Dec. 20)
- Had 10 points, six rebounds and a career-high five steals at New Mexico State (Dec. 15)
- Double-double (11 pts, 11 rebs) and four blocks vs. Louisiana Tech (Nov. 29)
- Had 13 points, eight rebounds and tied a career high with five assists vs. Pepperdine (Nov. 24)
- Had 10 points and seven rebounds vs. Rice (Nov. 22)
- Had eight points and 10 rebounds vs. Toledo (Nov. 21)
- Had 11 points and 13 rebounds at No. 23 Saint Mary's for first double-double as a Lobo (Nov. 9)
- Had eight points and five rebounds in UNM debut vs. Texas Southern (Nov. 6)
- Averaged 4.5 points and 7.0 rebounds per game in the

	2023-24	CAREER	STREAK
Double-Doubles	3	37	-
Double Figure Scoring	8	76	1
20-Point Games	1	9	1
10-Rebound Games	4	41	-

## CAREER STATISTICS

Year	G-GS	Min-Avg.	FG-FGA	Pct.	3FG-3FGA	Pct.	FT-FTA	Pct.	Off-Def.	Reb-Avg.	PF-DQ	Ast	TO	Blk	Stl	Pts-Avg
2020-21 %	18-16	499-27.7	81-136	.596	0-1	.000	37-58	.638	51-84	135-7.5	60-4	24	41	29	11	199-11.1
Conf	9-9	232-25.8	44-70	.629	0-1	.000	20-31	.645	23-36	59-6.6	34-3	8	25	14	3	108-12.0
2021-22 %	33-32	939-28.5	160-292	.548	1-3	.333	109-166	.657	108-164	272-8.2	76-0	49	69	62	36	430-13.0
Conf	20-19	540-27.0	92-160	.575	0-2	.000	58-92	.630	60-97	157-7.9	42-0	28	43	36	24	242-12.1
2022-23 %	35-34	1112-31.8	192-349	.550	0-5	.000	136-218	.624	124-202	326-9.3	96-2	39	66	52	42	520-14.9
Conf	20-20	633-31.7	104-200	.520	0-4	.000	90-147	.612	79-130	209-10.5	51-2	21	41	27	22	298-14.9
2023-24	18-18	459-25.5	66-122	.541	0-0	.000	37-70	.529	52-88	140-7.8	55-1	21	23	26	24	169-9.4
Conf	5-5	138-27.6	21-38	.553	0-0	.000	9-15	.600	16-20	36-7.2	20-1	7	6	11	8	51-10.2
<b>CAREER</b>	<b>104-100</b>	<b>3009-28.9</b>	<b>499-899</b>	<b>.555</b>	<b>1-9</b>	<b>.111</b>	<b>319-512</b>	<b>.623</b>	<b>335-538</b>	<b>873-8.4</b>	<b>287-7</b>	<b>133</b>	<b>199</b>	<b>169</b>	<b>113</b>	<b>1318-12.7</b>

% at Iona





**2023-24 New Mexico Men's Basketball  
Extended Season Box Score  
All games**

**Game Records**

Record	Overall	Home	Away	Neutral
ALL GAMES	15-3	10-0	1-3	4-0
CONFERENCE	3-2	3-0	0-2	0-0
NON-CONFERENCE	12-1	7-0	1-1	4-0

**Team Box Score Extended**

No.	Player	GP-GS	MIN	AVG	Total			3-Point			F-Throw			Rebounds			PF	DQ	A	A/G	TO	TO/G	A/TO	BLK	BLK/G	STL	STL/G	PTS	AVG
					FG	FGA	FG%	3FG	3FGA	3FG%	FT	FTA	FT%	OFF	DEF	TOT													
5	MASHBURN, JR., Jamal	11-11	339:18	30.8	57-163	.350	14-48	.292	47-55	.855	1	22	23	2.1	13	0	18	1.64	16	1.45	1.13	1	0.09	5	0.45	175	15.9		
10	HOUSE, Jaelen	13-13	354:17	27.3	65-166	.392	27-71	.380	45-52	.865	7	34	41	3.2	44	1	50	3.85	22	1.69	2.27	3	0.23	34	2.62	202	15.5		
2	DENT, Donovan	17-17	542:23	31.9	103-204	.505	8-24	.333	43-65	.662	5	44	49	2.9	30	0	109	6.41	39	2.29	2.79	11	0.65	28	1.65	257	15.1		
15	TOPPIN, JT	18-17	436:50	24.3	99-149	.664	3-15	.200	28-55	.509	55	88	143	7.9	49	2	11	0.61	23	1.28	0.48	30	1.67	23	1.28	229	12.7		
23	JOSEPH, Nelly	18-18	459:12	25.5	66-122	.541	0-0	.000	37-70	.529	52	88	140	7.8	55	1	21	1.17	23	1.28	0.91	26	1.44	24	1.33	169	9.4		
3	WASHINGTON, Tru	17-1	354:38	20.9	57-115	.496	11-34	.324	29-41	.707	15	52	67	3.9	34	0	23	1.35	27	1.59	0.85	6	0.35	30	1.76	154	9.1		
0	BAKER JR., Jemarl	17-11	350:44	20.6	33-74	.446	23-56	.411	7-10	.700	1	27	28	1.6	21	0	29	1.71	4	0.24	7.25	1	0.06	8	0.47	96	5.6		
22	AMZIL, Mustapha	17-2	282:21	16.6	31-83	.373	8-38	.211	25-31	.806	6	36	42	2.5	37	0	7	0.41	10	0.59	0.70	3	0.18	10	0.59	95	5.6		
1	APPELLHANS, Braden	11-0	81:21	7.4	13-29	.448	10-22	.455	4-4	1.000	1	6	7	0.6	6	0	5	0.45	5	0.45	1.00	1	0.09	4	0.36	40	3.6		
11	WEBB, Quinton	14-0	146:40	10.5	14-29	.483	5-17	.294	1-4	.250	5	20	25	1.8	23	0	1	0.07	5	0.36	0.20	1	0.07	10	0.71	34	2.4		
12	MUSHILA, Isaac	16-0	176:39	11.0	9-29	.310	3-9	.333	17-26	.654	22	35	57	3.6	16	0	6	0.38	6	0.38	1.00	2	0.13	5	0.31	38	2.4		
21	FORSLING, Sebastian	13-0	75:36	5.8	6-9	.667	0-1	.000	3-7	.429	3	9	12	0.9	15	0	8	0.62	3	0.23	2.67	1	0.08	0	0.00	15	1.2		
<b>Total</b>		<b>18</b>	<b>3600</b>		<b>553-1172</b>	<b>.472</b>	<b>112-335</b>	<b>.334</b>	<b>286-420</b>	<b>.681</b>	<b>217</b>	<b>497</b>	<b>714</b>	<b>39.7</b>	<b>343</b>	<b>4</b>	<b>288</b>	<b>16.00</b>	<b>188</b>	<b>10.44</b>	<b>1.53</b>	<b>86</b>	<b>4.78</b>	<b>181</b>	<b>10.06</b>	<b>1504</b>	<b>83.6</b>		
<b>Opponents</b>		<b>18</b>	<b>3600</b>		<b>430-1042</b>	<b>.413</b>	<b>112-367</b>	<b>.305</b>	<b>276-386</b>	<b>.715</b>	<b>173</b>	<b>465</b>	<b>638</b>	<b>35.4</b>	<b>346</b>	<b>8</b>	<b>230</b>	<b>12.78</b>	<b>287</b>	<b>15.94</b>	<b>0.80</b>	<b>75</b>	<b>4.17</b>	<b>103</b>	<b>5.72</b>	<b>1248</b>	<b>69.3</b>		

**Score by Periods**

Team	1st	2nd	OT	TOT
New Mexico	743	761	0	1504
Opponents	566	682	0	1248



**2023-24 New Mexico Men's Basketball  
Team Game-by-Game  
All games**

Opponent	Date	Score	W	Total		3-Pointers		Free throws		Rebounds				PF	A	TO	BLK	STL	PTS	AVG
				FG-FGA	PCT	3FG-3FGA	PCT	FT-FTA	PCT	OFF	DEF	TOT	AVG							
Texas Southern	11/06/2023	92-55	W	30-67	.448	10-23	.435	22-27	.815	13	40	53	53.0	17	20	9	5	9	92	92.0
at Saint Mary's (CA)	11/09/2023	58-72	L	23-62	.371	4-12	.333	8-15	.533	14	23	37	45.0	21	10	13	2	8	58	75.0
UT Arlington	11/16/2023	82-80	W	30-69	.435	4-19	.211	18-26	.692	14	22	36	42.0	18	8	8	6	4	82	77.3
vs Toledo	11/21/2023	92-84	W	34-68	.500	3-13	.231	21-27	.778	15	28	43	42.3	19	20	15	2	8	92	81.0
vs Rice	11/22/2023	90-56	W	36-71	.507	5-18	.278	13-15	.867	11	31	42	42.2	16	18	7	5	7	90	82.8
vs Pepperdine	11/24/2023	90-71	W	34-60	.567	5-14	.357	17-30	.567	8	32	40	41.8	14	19	11	3	9	90	84.0
Louisiana Tech	11/29/2023	74-65	W	25-66	.379	9-24	.375	15-22	.682	15	32	47	42.6	20	16	9	8	8	74	82.6
New Mexico St.	12/02/2023	106-62	W	32-53	.604	14-25	.560	28-41	.683	9	22	31	41.1	24	24	7	5	10	106	85.5
UC Santa Barbara	12/06/2023	84-61	W	35-68	.515	7-22	.318	7-10	.700	11	30	41	41.1	17	19	13	6	13	84	85.3
vs Santa Clara	12/09/2023	93-76	W	33-64	.516	4-16	.250	23-33	.697	15	22	37	40.7	25	12	15	2	18	93	86.1
at New Mexico St.	12/15/2023	73-72	W	28-64	.438	6-14	.429	11-22	.500	16	21	37	40.4	17	15	16	1	14	73	84.9
UC Irvine	12/20/2023	78-65	W	26-66	.394	5-19	.263	21-28	.750	13	29	42	40.5	19	10	9	5	9	78	84.3
Eastern N.M.	12/29/2023	87-54	W	33-74	.446	11-32	.344	10-23	.435	14	38	52	41.4	18	18	6	5	13	87	84.5
at Colorado St.	01/02/2024	68-76	L	28-60	.467	8-17	.471	4-11	.364	7	22	29	40.5	20	18	11	2	10	68	83.4
Wyoming	01/06/2024	77-60	W	30-69	.435	3-13	.231	14-22	.636	13	21	34	40.1	19	12	6	4	16	77	82.9
at UNLV	01/09/2024	73-83	L	27-55	.491	2-11	.182	17-20	.850	10	24	34	39.7	19	16	16	1	5	73	82.3
San Diego St.	01/13/2024	88-70	W	30-68	.441	7-24	.292	21-31	.677	14	33	47	40.1	18	12	10	14	8	88	82.6
Utah St.	01/16/2024	99-86	W	39-68	.574	5-19	.263	16-17	.941	5	27	32	39.7	22	21	7	10	12	99	83.6
<b>Total</b>		<b>1504</b>		<b>553-1172</b>	<b>.472</b>	<b>112-335</b>	<b>.334</b>	<b>286-420</b>	<b>.681</b>	<b>217</b>	<b>497</b>	<b>714</b>	<b>39.7</b>	<b>343</b>	<b>288</b>	<b>188</b>	<b>86</b>	<b>181</b>	<b>1504</b>	<b>83.6</b>
Opponents		1248		430-1042	.413	112-367	.305	276-386	.715	173	465	638	35.4	346	230	287	75	103	1248	69.3

**New Mexico Averages**

Games Played	Points/game	FG Pct	3FG Pct	FT Pct	Rebounds/game	Assists/game	Turnovers/game	Assist/Turnover ratio	Steals/game	Blocks/game
18	83.6	47.2	33.4	68.1	39.7	16.0	10.4	1.5	10.1	4.8



**2023-24 New Mexico Men's Basketball  
Opponents Game-by-Game  
All games**

Opponent	Date	Score	W	Total		3-Pointers		Free throws		Rebounds				PF	A	TO	BLK	STL	PTS	AVG
				FG-FGA	PCT	3FG-3FGA	PCT	FT-FTA	PCT	OFF	DEF	TOT	AVG							
Texas Southern	11/06/2023	92-55	W	20-68	.294	5-24	.208	10-19	.526	11	26	37	37.0	20	9	12	9	5	55	55.0
at Saint Mary's (CA)	11/09/2023	58-72	L	25-55	.455	6-17	.353	16-25	.640	14	27	41	39.0	18	13	13	6	8	72	63.5
UT Arlington	11/16/2023	82-80	W	30-65	.462	5-23	.217	15-20	.750	15	30	45	41.0	24	11	14	2	3	80	69.0
vs Toledo	11/21/2023	92-84	W	29-57	.509	8-18	.444	18-24	.750	2	23	25	37.0	25	18	17	3	6	84	72.8
vs Rice	11/22/2023	90-56	W	18-53	.340	7-28	.250	13-18	.722	5	25	30	35.6	13	11	17	3	5	56	69.4
vs Pepperdine	11/24/2023	90-71	W	25-64	.391	12-24	.500	9-11	.818	8	24	32	35.0	19	16	15	0	8	71	69.7
Louisiana Tech	11/29/2023	74-65	W	21-59	.356	8-19	.421	15-21	.714	10	29	39	35.6	19	8	11	6	5	65	69.0
New Mexico St.	12/02/2023	106-62	W	19-48	.396	3-18	.167	21-28	.750	11	22	33	35.3	29	8	17	3	5	62	68.1
UC Santa Barbara	12/06/2023	84-61	W	21-58	.362	3-17	.176	16-19	.842	9	24	33	35.0	12	11	19	3	4	61	67.3
vs Santa Clara	12/09/2023	93-76	W	22-51	.431	6-17	.353	26-30	.867	9	22	31	34.6	23	16	26	4	5	76	68.2
at New Mexico St.	12/15/2023	73-72	W	25-51	.490	9-20	.450	13-19	.684	9	21	30	34.2	19	10	21	4	10	72	68.5
UC Irvine	12/20/2023	78-65	W	22-58	.379	6-22	.273	15-22	.682	10	32	42	34.8	20	16	15	7	6	65	68.3
Eastern N.M.	12/29/2023	87-54	W	21-61	.344	3-19	.158	9-21	.429	10	32	42	35.4	20	11	15	3	4	54	67.2
at Colorado St.	01/02/2024	68-76	L	26-53	.491	6-19	.316	18-21	.857	8	30	38	35.6	14	14	15	6	10	76	67.8
Wyoming	01/06/2024	77-60	W	21-51	.412	4-21	.190	14-19	.737	12	27	39	35.8	17	9	23	3	3	60	67.3
at UNLV	01/09/2024	73-83	L	29-58	.500	10-22	.455	15-19	.789	5	19	24	35.1	18	20	10	6	8	83	68.3
San Diego St.	01/13/2024	88-70	W	26-64	.406	7-22	.318	11-20	.550	8	29	37	35.2	22	15	13	1	6	70	68.4
Utah St.	01/16/2024	99-86	W	30-68	.441	4-17	.235	22-30	.733	17	23	40	35.4	14	14	14	6	2	86	69.3
<b>Total</b>		<b>1248</b>		<b>430-1042</b>	<b>.413</b>	<b>112-367</b>	<b>.305</b>	<b>276-386</b>	<b>.715</b>	<b>173</b>	<b>465</b>	<b>638</b>	<b>35.4</b>	<b>346</b>	<b>230</b>	<b>287</b>	<b>75</b>	<b>103</b>	<b>1248</b>	<b>69.3</b>
New Mexico		1504		553-1172	.472	112-335	.334	286-420	.681	217	497	714	39.7	343	288	188	86	181	1504	83.6

**Opponents Averages**

Games Played	Points/game	FG Pct	3FG Pct	FT Pct	Rebounds/game	Assists/game	Turnovers/game	Assist/Turnover ratio	Steals/game	Blocks/game
18	69.3	41.3	30.5	71.5	35.4	12.8	15.9	0.8	5.7	4.2



**2023-24 New Mexico Men's Basketball**  
**Points-rebounds-assists**  
**All games**

Opponent	Date	Score	0	1	2	3	5	10	11	12	15	21	22
			BAKER JR.,	APPELHANS,	DENT,DONOV	WASHINGTON	WASHBURN,	HOUSE,JAEL	WEBB,QUINT	MUSHILA,IS	TOPPIN,JT	FORSLING,S	SAMZIL,MUST
Texas Southern	11/06/2023	92-55	W	5-2-2	11-3-0	12-4-6	6-6-2	15-3-5	8-2-4	4-4-0	11-9-0	8-3-0	4-1-0
at Saint Mary's (CA)	11/09/2023	58-72	L	2-3-2	0-0-0	15-2-5	5-2-1	7-2-0	DNP	5-1-0	8-6-0	0-1-1	5-2-0
UT Arlington	11/16/2023	82-80	W	3-1-2	DNP	25-2-5	5-3-0	29-1-1	DNP	0-1-0	15-10-0	DNP	0-4-0
vs Toledo	11/21/2023	92-84	W	0-3-2	DNP	17-3-7	8-2-2	27-1-1	DNP	0-2-1	27-11-3	0-0-0	5-3-1
vs Rice	11/22/2023	90-56	W	6-3-2	0-0-0	18-3-11	14-6-0	13-3-1	DNP	7-2-0	13-6-1	2-2-2	2-1-0
vs Pepperdine	11/24/2023	90-71	W	14-3-2	2-0-0	24-1-7	19-12-0	DNP	DNP	5-3-0	11-8-2	0-0-1	0-0-0
Louisiana Tech	11/29/2023	74-65	W	18-3-2	0-1-1	8-5-4	10-4-3	DNP	16-6-4	0-2-0	8-7-0	DNP	3-3-0
New Mexico St.	12/02/2023	106-62	W	6-0-2	8-0-0	12-1-10	21-5-6	DNP	28-3-4	7-3-0	5-3-0	2-2-0	7-1-1
UC Santa Barbara	12/06/2023	84-61	W	8-1-2	3-1-0	23-1-8	17-6-4	DNP	5-0-4	4-3-0	18-4-1	0-0-0	0-2-0
vs Santa Clara	12/09/2023	93-76	W	17-0-1	0-0-0	22-6-4	11-4-1	DNP	9-1-3	2-1-0	11-6-0	1-0-1	2-1-2
at New Mexico St.	12/15/2023	73-72	W	3-4-2	DNP	14-4-6	5-1-2	DNP	14-5-3	0-0-0	18-11-0	0-0-1	DNP
UC Irvine	12/20/2023	78-65	W	6-0-1	2-0-1	12-4-1	6-5-1	DNP	20-3-5	0-0-0	9-11-0	0-1-1	11-4-0
Eastern N.M.	12/29/2023	87-54	W	2-2-5	14-2-3	DNP	DNP	17-1-0	22-3-5	0-3-0	7-7-0	0-3-1	11-2-1
at Colorado St.	01/02/2024	68-76	L	5-2-1	0-0-0	10-3-9	0-0-0	13-1-2	14-4-1	DNP	17-11-2	DNP	2-3-0
Wyoming	01/06/2024	77-60	W	1-0-0	DNP	21-1-4	8-2-1	12-2-0	10-4-5	DNP	6-6-1	DNP	9-4-0
at UNLV	01/09/2024	73-83	L	0-1-1	DNP	3-2-4	9-3-0	13-4-2	16-3-6	DNP	16-6-0	DNP	10-3-1
San Diego St.	01/13/2024	88-70	W	0-0-0	DNP	6-4-4	4-3-0	19-4-2	26-6-5	0-0-0	17-16-1	2-0-0	12-4-0
Utah St.	01/16/2024	99-86	W	DNP	DNP	15-3-14	6-3-0	10-1-4	14-1-1	DNP	12-5-0	0-0-0	12-4-1

Opponent	Date	Score	23
			JOSEPH,NEL
Texas Southern	11/06/2023	92-55	W
at Saint Mary's (CA)	11/09/2023	58-72	L
UT Arlington	11/16/2023	82-80	W
vs Toledo	11/21/2023	92-84	W
vs Rice	11/22/2023	90-56	W
vs Pepperdine	11/24/2023	90-71	W
Louisiana Tech	11/29/2023	74-65	W
New Mexico St.	12/02/2023	106-62	W
UC Santa Barbara	12/06/2023	84-61	W
vs Santa Clara	12/09/2023	93-76	W
at New Mexico St.	12/15/2023	73-72	W
UC Irvine	12/20/2023	78-65	W
Eastern N.M.	12/29/2023	87-54	W
at Colorado St.	01/02/2024	68-76	L
Wyoming	01/06/2024	77-60	W
at UNLV	01/09/2024	73-83	L
San Diego St.	01/13/2024	88-70	W
Utah St.	01/16/2024	99-86	W



## 2023-24 New Mexico Men's Basketball Combined Team Statistics In Conference games

### Game Records

Record	Overall	Home	Away	Neutral
ALL GAMES	3-2	3-0	0-2	0-0
CONFERENCE	3-2	3-0	0-2	0-0
NON-CONFERENCE	0-0	0-0	0-0	0-0

### Score by Periods

Team	1st	2nd	OT	TOT
New Mexico	202	203	0	405
Opponents	171	204	0	375

### Team Box Score

No.	Player	Total					3-Point			F-Throw		Rebounds				Other Stats									
		GP-GS	MIN	AVG	FG-FGA	FG%	3FG-3FGA	3FG%	FT-FTA	FT%	OFF	DEF	TOT	AVG	PF	DQ	A	TO	BLK	STL	PTS	AVG			
10	HOUSE, Jaelen	5-5	135:15	27.0	28-62	.452	12-30	.400	12-14	.857	2	16	18	3.6	20	1	18	11	1	12	80	16.0			
15	TOPPIN, JT	5-5	134:54	27.0	31-50	.620	1-5	.200	5-20	.250	16	28	44	8.8	15	0	4	4	10	5	68	13.6			
5	MASHBURN, JR., Jamal	5-5	158:58	31.8	23-64	.359	4-18	.222	17-17	1.000	1	11	12	2.4	10	0	10	7	0	4	67	13.4			
2	DENT, Donovan	5-5	166:12	33.2	22-49	.449	2-8	.250	9-12	.750	0	13	13	2.6	11	0	35	8	3	6	55	11.0			
23	JOSEPH, Nelly	5-5	137:35	27.5	21-38	.553	0-0	.000	9-15	.600	16	20	36	7.2	20	1	7	6	11	8	51	10.2			
22	AMZIL, Mustapha	5-0	93:57	18.8	14-25	.560	5-11	.455	12-14	.857	2	16	18	3.6	11	0	2	3	1	3	45	9.0			
3	WASHINGTON, Tru	5-0	81:56	16.4	12-25	.480	0-8	.000	3-3	1.000	2	9	11	2.2	7	0	1	6	4	11	27	5.4			
0	BAKER JR., Jemarl	4-0	54:38	13.7	2-6	.333	1-4	.250	1-2	.500	0	3	3	0.8	2	0	2	0	0	2	6	1.5			
21	FORSLING, Sebastian	2-0	04:36	2.3	1-1	1.000	0-0	.000	0-0	.000	0	0	0	0.0	0	0	0	0	0	0	2	1.0			
12	MUSHILA, Isaac	5-0	28:49	5.8	0-0	.000	0-0	.000	4-4	1.000	3	4	7	1.4	2	0	0	2	1	0	4	0.8			
1	APPELHANS, Braden	1-0	02:17	2.3	0-0	.000	0-0	.000	0-0	.000	0	0	0	0.0	0	0	0	0	0	0	0	0.0			
11	WEBB, Quinton	1-0	00:54	0.9	0-0	.000	0-0	.000	0-0	.000	0	0	0	0.0	0	0	0	0	0	0	0	0.0			
<b>Team</b>											7	7	14					3							
<b>Total</b>		<b>5</b>	<b>1000</b>		<b>154-320</b>	<b>.481</b>	<b>25-84</b>	<b>.298</b>	<b>72-101</b>	<b>.713</b>	<b>49</b>	<b>127</b>	<b>176</b>	<b>35.2</b>	<b>98</b>	<b>2</b>	<b>79</b>	<b>50</b>	<b>31</b>	<b>51</b>	<b>405</b>	<b>81.0</b>			
<b>Opponents</b>		<b>5</b>	<b>1000</b>		<b>132-294</b>	<b>.449</b>	<b>31-101</b>	<b>.307</b>	<b>80-109</b>	<b>.734</b>	<b>50</b>	<b>128</b>	<b>178</b>	<b>35.6</b>	<b>85</b>	<b>2</b>	<b>72</b>	<b>75</b>	<b>22</b>	<b>29</b>	<b>375</b>	<b>75.0</b>			

### Team Statistics

	UNM	OPP
<b>Scoring</b>	<b>405</b>	<b>375</b>
Points per game	81.0	75.0
Scoring margin	+6.0	-
<b>Field goals-att</b>	<b>154-320</b>	<b>132-294</b>
Field goal pct	.481	.449
<b>3 point fg-att</b>	<b>25-84</b>	<b>31-101</b>
3-point FG pct	.298	.307
3-pt FG made per game	5.0	6.2
<b>Free throws-att</b>	<b>72-101</b>	<b>80-109</b>
Free throw pct	.713	.734
F-Throws made per game	14.4	16.0
<b>Rebounds</b>	<b>176</b>	<b>178</b>
Rebounds per game	35.2	35.6
Rebounding margin	-0.4	-
<b>Assists</b>	<b>79</b>	<b>72</b>
Assists per game	15.8	14.4
<b>Turnovers</b>	<b>50</b>	<b>75</b>
Turnovers per game	10.0	15.0
Turnover margin	+5.0	-
Assist/turnover ratio	1.6	1.0
<b>Steals</b>	<b>51</b>	<b>29</b>
Steals per game	10.2	5.8
<b>Blocks</b>	<b>31</b>	<b>22</b>
Blocks per game	6.2	4.4
<b>Winning streak</b>	<b>2</b>	<b>-</b>
Home win streak	3	-
<b>Attendance</b>	<b>41154</b>	<b>10925</b>
Home games-Avg/Game	3-13718	2-5463
Neutral site-Avg/Game	-	0-0

### Team Results

Date	Opponent		Score	Att.
01/02/2024	at Colorado St.	L	68-76	5165
01/06/2024	Wyoming	W	77-60	12611
01/09/2024	at UNLV	L	73-83	5760
01/13/2024	San Diego St.	W	88-70	15437
01/16/2024	Utah St.	W	99-86	13106



## 2023-24 New Mexico Men's Basketball Combined Team Statistics All games

### Game Records

Record	Overall	Home	Away	Neutral
ALL GAMES	15-3	10-0	1-3	4-0
CONFERENCE	3-2	3-0	0-2	0-0
NON-CONFERENCE	12-1	7-0	1-1	4-0

### Score by Periods

Team	1st	2nd	OT	TOT
New Mexico	743	761	0	1504
Opponents	566	682	0	1248

### Team Box Score

No.	Player	Total			3-Point			F-Throw		Rebounds				Other Stats								
		GP-GS	MIN	AVG	FG-FGA	FG%	3FG-3FGA	3FG%	FT-FTA	FT%	OFF	DEF	TOT	AVG	PF	DQ	A	TO	BLK	STL	PTS	AVG
5	MASHBURN, JR., Jamal	11-11	339:18	30.8	57-163	.350	14-48	.292	47-55	.855	1	22	23	2.1	13	0	18	16	1	5	175	15.9
10	HOUSE, Jaelen	13-13	354:17	27.3	65-166	.392	27-71	.380	45-52	.865	7	34	41	3.2	44	1	50	22	3	34	202	15.5
2	DENT, Donovan	17-17	542:23	31.9	103-204	.505	8-24	.333	43-65	.662	5	44	49	2.9	30	0	109	39	11	28	257	15.1
15	TOPPIN, JT	18-17	436:50	24.3	99-149	.664	3-15	.200	28-55	.509	55	88	143	7.9	49	2	11	23	30	23	229	12.7
23	JOSEPH, Nelly	18-18	459:12	25.5	66-122	.541	0-0	.000	37-70	.529	52	88	140	7.8	55	1	21	23	26	24	169	9.4
3	WASHINGTON, Tru	17-1	354:38	20.9	57-115	.496	11-34	.324	29-41	.707	15	52	67	3.9	34	0	23	27	6	30	154	9.1
0	BAKER JR., Jemarl	17-11	350:44	20.6	33-74	.446	23-56	.411	7-10	.700	1	27	28	1.6	21	0	29	4	1	8	96	5.6
22	AMZIL, Mustapha	17-2	282:21	16.6	31-83	.373	8-38	.211	25-31	.806	6	36	42	2.5	37	0	7	10	3	10	95	5.6
1	APPELHANS, Braden	11-0	81:21	7.4	13-29	.448	10-22	.455	4-4	1.000	1	6	7	0.6	6	0	5	5	1	4	40	3.6
11	WEBB, Quinton	14-0	146:40	10.5	14-29	.483	5-17	.294	1-4	.250	5	20	25	1.8	23	0	1	5	1	10	34	2.4
12	MUSHILA, Isaac	16-0	176:39	11.0	9-29	.310	3-9	.333	17-26	.654	22	35	57	3.6	16	0	6	6	2	5	38	2.4
21	FORSLING, Sebastian	13-0	75:36	5.8	6-9	.667	0-1	.000	3-7	.429	3	9	12	0.9	15	0	8	3	1	0	15	1.2
Team											44	36	80					5				
<b>Total</b>		<b>18</b>	<b>3600</b>		<b>553-1172</b>	<b>.472</b>	<b>112-335</b>	<b>.334</b>	<b>286-420</b>	<b>.681</b>	<b>217</b>	<b>497</b>	<b>714</b>	<b>39.7</b>	<b>343</b>	<b>4</b>	<b>288</b>	<b>188</b>	<b>86</b>	<b>181</b>	<b>1504</b>	<b>83.6</b>
<b>Opponents</b>		<b>18</b>	<b>3600</b>		<b>430-1042</b>	<b>.413</b>	<b>112-367</b>	<b>.305</b>	<b>276-386</b>	<b>.715</b>	<b>173</b>	<b>465</b>	<b>638</b>	<b>35.4</b>	<b>346</b>	<b>8</b>	<b>230</b>	<b>287</b>	<b>75</b>	<b>103</b>	<b>1248</b>	<b>69.3</b>

### Team Statistics

	UNM	OPP
<b>Scoring</b>	<b>1504</b>	<b>1248</b>
Points per game	83.6	69.3
Scoring margin	+14.2	-
<b>Field goals-att</b>	<b>553-1172</b>	<b>430-1042</b>
Field goal pct	.472	.413
<b>3 point fg-att</b>	<b>112-335</b>	<b>112-367</b>
3-point FG pct	.334	.305
3-pt FG made per game	6.2	6.2
<b>Free throws-att</b>	<b>286-420</b>	<b>276-386</b>
Free throw pct	.681	.715
F-Throws made per game	15.9	15.3
<b>Rebounds</b>	<b>714</b>	<b>638</b>
Rebounds per game	39.7	35.4
Rebounding margin	+4.2	-
<b>Assists</b>	<b>288</b>	<b>230</b>
Assists per game	16.0	12.8
<b>Turnovers</b>	<b>188</b>	<b>287</b>
Turnovers per game	10.4	15.9
Turnover margin	+5.5	-
Assist/turnover ratio	1.5	0.8
<b>Steals</b>	<b>181</b>	<b>103</b>
Steals per game	10.1	5.7
<b>Blocks</b>	<b>86</b>	<b>75</b>
Blocks per game	4.8	4.2
<b>Winning streak</b>	<b>2</b>	<b>-</b>
Home win streak	10	-
<b>Attendance</b>	<b>122204</b>	<b>19607</b>
Home games-Avg/Game	10-12220	4-4902
Neutral site-Avg/Game	-	4-1056

### Team Results

Date	Opponent		Score	Att.
11/06/2023	Texas Southern	W	92-55	11106
11/09/2023	at Saint Mary's (CA)	L	58-72	3500
11/16/2023	UT Arlington	W	82-80	10484
11/21/2023	vs Toledo	W	92-84	1007
11/22/2023	vs Rice	W	90-56	1634
11/24/2023	vs Pepperdine	W	90-71	1584
11/29/2023	Louisiana Tech	W	74-65	10216
12/02/2023	New Mexico St.	W	106-62	15435
12/06/2023	UC Santa Barbara	W	84-61	10311
12/09/2023	vs Santa Clara	W	93-76	0
12/15/2023	at New Mexico St.	W	73-72	5182
12/20/2023	UC Irvine	W	78-65	11536
12/29/2023	Eastern N.M.	W	87-54	11962
01/02/2024	at Colorado St.	L	68-76	5165
01/06/2024	Wyoming	W	77-60	12611
01/09/2024	at UNLV	L	73-83	5760
01/13/2024	San Diego St.	W	88-70	15437
01/16/2024	Utah St.	W	99-86	13106