

THE UNIVERSITY OF NEW MEXICO WOMEN'S BASKETBALL

JANUARY 27 | AT AIR FORCE | 1 P.M. | USAFA, COLORADO

2023-24 SCHEDULE

OVERALL: 14-6 • MW: 5-2 • H: 11-2 • A: 3-2 • N: 0-2

DATE	OPPONENT	TIME/SCORE
10/22	Eastern New Mexico (Exh.)	W, 77-57
10/29	Adams State (Exh.)	W, 60-45
11/6	Texas Southern	W, 76-59
11/9	at Pepperdine	W, 57-48
11/12	Tarleton State	W, 64-55
11/15	Texas A&M-Commerce	W, 75-74
11/23	Montana State%	L, 75-57
11/24	Georgia Tech%	L, 66-55
11/28	Eastern Illinois	W, 81-78 (OT)
12/2	New Mexico State	W, 67-52
12/4	Mississippi Valley State	W, 68-45
12/7	Southern Utah	L, 58-40
12/10	Hampton	W, 68-55
12/17	Western New Mexico	W, 71-47
12/22	at No. 20 Gonzaga	L, 67-56
12/30	at Nevada*	W, 69-59
1/6	Boise State*	L, 64-56
1/10	Utah State*	W, 71-67
1/13	at Colorado State*	L, 61-55
1/17	Wyoming*	W, 68-61
1/20	at No. 25 UNLV*	W, 69-66
1/24	Fresno State*	W, 84-77
1/27	at Air Force*	1 p.m.
1/31	at San José State*	12 p.m.
2/3	UNLV*	2 p.m.
2/7	at San Diego State*	12 p.m.
2/10	Colorado State*	12 p.m.
2/14	San José State*	7 p.m.
2/21	at Boise State*	6:30 p.m.
2/24	at Wyoming*	2 p.m.
2/28	San Diego State*	7 p.m.
3/2	Nevada*	2 p.m.
3/5	at Fresno State*	7 p.m.
3/10-13	MW Tournament	TBA

BOLD: Home * : Mountain West
All times are Mountain Time

QUICK POINTS BY THE NUMBERS

- 4 Lobos averaging double figures (Augmon, Cumber, Reus, Wilson) on the season and 4 (Wilson, Augmon, Cumber, Reus) in conference play
- 13 times a Lobo has scored 20+ points
- 15 games in double figures for Augmon, 14 for Wilson, 12 for Reus, 10 for Cumber
- 10-2 when Reus scores in double figures, 11-3 when Wilson scores in double figures, 11-4 when Augmon scores in double figures
- 5th in the NCAA in fouls per game
- Augmon 25th in NCAA in steals, 35th in steals per game
- 32nd in def. rebounds per game
- 44-6 at home over the last 4 years
- Led for 39:21 vs. Tarleton, 36:30 at Pepperdine, 37:53 vs. Texas Southern, 32:47 vs. NMSU, 39:34 vs. MVSU, 38:06 vs. Hampton, 38:39 vs. WNMU, 37:54 at Nevada, 32:14 vs. Utah St., 36:11 vs. Fresno State
- Outscoring opponents 217-139 (+78) in fast-break points
- Outscoring opponents 180-144 (+36) in second-chance points
- Outscoring opponents in the 1st (306-272), 2nd (319-300), 4th (353-332) & 1307-1234 overall
- Outscoring opponents 626-482 in paint
- 47.9% of points scored in paint
- +3.7 scoring margin, +2.3 rebounding margin



New Mexico Lobos
14-6, 5-2 MW
Head Coach: Mike Bradbury
Record at UNM: 155-84 (8th year)
Career Record: 333-201 (17th year)

Series History

Overall: UNM leads 48-4
Away Record: UNM leads 21-3
Current Streak: W4
Last Meeting: 2/23/23 (W, 70-65)

Broadcast Information

TV: MW Network
Radio: KNML
Live Stats: GoLobos.com/wbbstats



Air Force Falcons
9-11, 2-5 MW
Head Coach: Chris Gobrecht
Record at AF: 78-183 (9th year)
Career Record: 620-656 (44th year)

PROJECTED STARTERS

#	NAME	POS.	HT.	YR.	NOTE
3	Nyah Wilson	G	5-8	Jr.	20+ pts in 6 games; career-high 24 pts. vs. Fresno. St.
12	Aniyah Augmon	G	5-8	Jr.	15+ pts in 9 games; leads MW in steals per game
22	Charlotte Kohl	C	6-5	Gr.	3 dbl-dbls; 20 reb. vs TAMUC & MVSU; avg. 7.4 rpg
30	Paula Reus	F	6-1	Jr.	Scored 10+ pts. 12 times; avg. 11.9 ppg
33	Vianè Cumber	G	5-10	Jr.	Game-winning 3 at UNLV; 3+ 3-pointers in 8 games

LOBO NOTES

WHAT'S TRENDING

The Lobos are:

- 4-0 in games decided by 1-4 points
- 7-0 when shooting 40% or better
- 13-0 when scoring 60 or more points
- 12-0 when UNM has a higher FG% and 8-0 with a higher 3-point FG% than its opponent
- 7x UNM has had a higher FG% and higher 3-point % FG than its opponent in the same game
- 8-2 when outrebounding opponent
- 10-1 when leading after the 1st quarter, 10-0 when leading at the half and 10-0 when leading after the 3rd

HEATING UP

The Lobos enter Saturday's game on a three-game win streak, scoring 73.7 ppg and winning by a +5.7 scoring margin in the last three games. Four Lobos averaged over 13 points per game in the last three games, led by Nyah Wilson's 19.0 ppg on 48.8% shooting. Aniyah Augmon has averaged 18.3 ppg, shooting 48.5%, and Vianè Cumber averaged 14.0 ppg with 48.5% shooting and nine three-pointers in the span. Paula Reus averaged 13.0 ppg in the streak, shooting 45.5%.

As a team, UNM has shot 48.1% in the last three games, and at a 37.7% rate from behind the arc. The Lobos are also getting it done at the free-throw line, making an average of 15.7 free throws, as well as defensively with an average of 8.3 steals in the three-game stretch. Augmon has had a combined 12 steals in the last three games and has gone 21-28 from the free-throw line, while Wilson has gone 16-20 from the line.

UNM has turned a gear in the final 20 minutes, outscoring opponents 60-48 (+12) in the third quarter and 63-46 (+17) in the fourth quarter.

ON ANY GIVEN NIGHT

The Lobos have been led in scoring by five different players (with five games of players sharing the team high) and in rebounds by five different players with three games of multiple players sharing the team lead this season.

Vianè Cumber and Nyah Wilson have led in scoring in five games, Aniyah Augmon and Paula Reus in two games, and Charlotte Kohl once. Reus has led or tied for the team lead in points six times this season. On the boards, Kohl has led in six games, Cumber five times, Augmon, Reus and Wilson in two each. Cumber has led or tied for the lead in rebounding in six of the last eight games, leading in four and tied for the team high against No. 20 Gonzaga and No. 25 UNLV.

In conference, Wilson has led in four of the games, including three of the last four (Nevada, Colorado State, Wyoming and Fresno State), Cumber twice (Utah State and UNLV) and Augmon once (Boise State), with Cumber leading in rebounds against Nevada, Utah State, Colorado State and Wyoming, and Kohl against Boise State. Augmon and Cumber tied for the team high in rebounds at UNLV and Reus led against Fresno State.

CONSISTENT CONTRIBUTORS

Aniyah Augmon has scored in double figures in a team-high 15 games, while Nyah Wilson has scored in double figures in 14 games (with scoring 20 or more points in six games) and Paula Reus in 12 games. Vianè Cumber has scored in double figures in 10 games with four games with 20-plus points. Charlotte Kohl has scored in double figures five times and has three double-doubles on the season. UNM has four players averaging double figures led by Wilson (13.8 ppg), Augmon (12.7), Cumber (12.3 ppg) and Reus (11.9).

UNM is 10-2 when Reus scores in double figures, 11-3 when Wilson scores in double figures and 11-4 when Augmon scores in double figures.

Augmon and Wilson have scored in double figures in all seven conference games, with Cumber in five and Reus in four. All four Lobos are averaging double figures in conference games led by Wilson at 17.4 ppg, Augmon 16.0 ppg, Cumber 12.9 ppg and Reus 11.3.



» Eight NCAA Tournament Appearances | 1998, 2002, 2003, 2004, 2005, 2006, 2007, 2008 «
» Five Mountain West Tournament Championships | 2003, 2004, 2005, 2007, 2008 «

THE UNIVERSITY OF NEW MEXICO

Location.....Albuquerque, N.M.
 Founded.....1889 by Territorial Legislature
 Enrollment.....22,225
 Nickname.....Lobos
 Colors.....Cherry (PMS 200) & Silver (PMS Cool Gray 6)
 Conference.....Mountain West Conference
 National Affiliation.....NCAA Division I
 President.....Dr. Garnett Stokes
 Vice President/Director of Athletics.....Eddie Nuñez
 Asst. Vice President/Deputy A.D.....David Williams
 Interim SWA.....Amy Beggin
 Faculty Representative.....Karen Gaudreault, Ph.D

FACILITY INFORMATION

Facility.....The Pit
 Capacity.....15,411
 Age.....Built in 1966 (Renovated in 2009-10)
 All-Time Home Record.....473-222 (.681)

PROGRAM HISTORY

First Season.....1974-75
 Overall Record.....754-590 (.561)
 Overall MW Record.....236-157 (.600)
 Postseason Tournament Appearances.....20
 NCAA Tournament Appearances.....8
 Last NCAA Postseason Appearance.....2022-23 (WNIT)
 Last NCAA Postseason Opponent.....Washington
 Last NCAA Postseason Result.....L, 67-56
 MW Regular Season Championships.....3
(2003-04, 2004-05, 2020-21)
 MW Tournament Championships.....5
(2002-03, 2003-04, 2004-05, 2006-07, 2007-08)

TEAM INFORMATION

2022-23 Overall Record.....21-13
 2022-23 Mountain West Record.....12-6
 2021-22 Mountain West Season Finish.....T-3rd
 2022-23 MW Tournament Finish.....Quarterfinal
 Letterwinners Returning | Lost.....6 | 6
 Starters Returning | Lost.....1 | 4

- » Three Mountain West Regular-Season Championships
- » Five Mountain West Tournament Championships
- » Seven NCAA Tournament Appearances Since 2001-02
- » Mountain West Attendance Leader 21 Seasons in a Row
- » WBCA Academic Top 25 Eight Times Since 2004-05

COACHING STAFF

Head Coach: Mike Bradbury (Chattanooga, 1993)
 Record at UNM (Years): 155-84 (8th season)
 Career Record (Years): 333-201 (17th season)
 Associate H.C.: Keith Freeman (2nd season)
 Alma Mater: Huntington College, 1986
 Assistant Coach: Nike McClure (2nd season)
 Alma Mater: New Mexico, 2019
 Assistant Coach: Mackenzie Novak (1st season)
 Alma Mater: Bethel University, 2021
 Graduate Assistant: Jaisa Nunn (1st season)
 Dir. of Operations: Hanna Hudson (2nd season)
 Dir. of Player Development: Isaiah Fernandez (2nd season)
 Athletic Trainer: Lexi Smith (3rd season)
 Strength Coach: Leila Petewon (1st season)

MISCELLANEOUS INFORMATION

2022-23 Total Attendance.....80,328
 2022-23 Average Attendance.....4,725
 2022-23 NCAA Attendance Rank.....18th
 2022-23 Mountain West Attendance Rank.....1st

MULTIMEDIA INFORMATION

Athletics Website.....www.GoLobos.com
 Main University Web Site.....www.unm.edu
 Conference Web Site.....www.TheMW.com
 Facebook.....www.facebook.com/NewMexicoLobos
 Twitter.....@UNMLobos

MEDIA RELATIONS

Women's Basketball Contact.....Allison Weiss
 Cell Phone (Preferred).....661-313-5402
 Email.....allisonweiss@unm.edu

INTERVIEW REQUESTS

All interviews with UNM student-athletes and coaches should be coordinated through the athletics communications office. Interviews may be arranged by contacting Allison Weiss in the athletics communications office (allisonweiss@unm.edu). All interview requests should be made at least 24 hours in advance.

The University of New Mexico Athletics
 1155 University Drive
 Albuquerque, N.M. 87106

GET THE REBOUND

The Lobos have shown their ability to control the boards, outrebounding their opponents 809-763 (+46) and outrebounding opponents in 10 games.

Charlotte Kohl leads the team with 148 rebounds (7.4 per game), with two 20-rebound performances, an 18-rebound outing in the final exhibition against Adams State, and grabbed nine against Texas Southern to start the season. She's had 10-plus rebounds in four games this season. Of her rebounds, 62 are on the offensive end and are the second most in the conference. Kohl is fifth in the MW in rebounds per game.

UNM has four players with 100-plus rebounds with Paula Reus (119, 6.0 per game), Aniyah Augmon (106, 5.6 per game) and Vianè Cumber (103, 6.1 per game) joining Kohl.

UNM outrebounded Texas Southern 49-36 (+13), Tarleton State 45-35 (+10), Texas A&M-Commerce 47-33 (+14), Eastern Illinois 47-46 (+1), New Mexico State 47-33 (+14), Mississippi Valley State 56-39 (+17), Western New Mexico 42-36 (+6), No. 20 Gonzaga 35-30 (+5), Nevada 40-38 (+2) and Colorado State 45-29 (+16).

The Lobos are ranked 63rd in the NCAA in rebounds per game (40.5), an improvement of 114 spots from last season in which the Lobos finished 177th in the NCAA in rebounds per game with 36.5. In addition, the Lobos have made an improvement in rebounding margin, finishing last season 246th at -2.0, compared to this season where the Lobos are currently ranked 139th with a +2.3 rebounding margin. UNM is ranked 32nd in defensive rebounds per game at 29.1. Among MW teams, UNM is third in rebounds per game and second in defensive rebounds per game. In conference games, UNM is second in defensive rebounds per game (28.4) and tied for fourth in rebounds per game (36.6).

CHARLOTTE'S BOARD

Charlotte Kohl became the first Lobo since 1978 to record multiple games of 20 rebounds, which was last done by Carol Moreland. Kohl brought down 20 rebounds in the game against Texas A&M-Commerce and again in the game against Mississippi Valley State.

In addition, she is one of three DI players to have multiple games with 20 rebounds (Saylor Poffenbarger, Arkansas and Lauren Gustin, BYU).

GET AHEAD, STAY AHEAD

UNM has never trailed in a game five times and has led for over 36 minutes in a game eight times this season.

So far this season, the Lobos have led for:

- 37:53 and led after each quarter against Texas Southern
- 36:30 and never trailed at Pepperdine
- 39:21 and never trailed against Tarleton State
- 32:47 and led after each quarter against New Mexico State
- 39:34 and led after each quarter against Mississippi Valley State
- 38:06 and never trailed against Hampton
- 38:39 and never trailed against Western New Mexico
- 37:54 and never trailed against Nevada
- 36:11 and led after each quarter against Fresno State

UNM is outscoring opponents 306-272 (+34) in the first quarter and 625-572 (+53) through the first two quarters. UNM is also outscoring opponents 353-332 (+21) in the fourth quarter and 1307-1234 (+73) overall. In conference games, UNM is outscoring its opponents 128-119 (+9) in the third and 138-123 (+15) in the fourth and 472-455 (+17) overall.

In 2022-23, the Lobos were 18-4 on the season when leading after the first quarter and 18-4 overall when leading at the half. When leading at the end of the third quarter, the Lobos were 19-4 overall last season. This season, UNM is 10-1 when leading after the first quarter, 10-0 when leading at the half and 10-0 when leading after the third quarter.

SECOND HALF ADJUSTMENTS

The Lobos have flipped a switch in the final 20 minutes in conference, outscoring opponents 128-119 (+9) in the third quarter and 138-123 (+15) in the fourth for a 266-242 (+24) margin in the final two quarters. Three times in conference the Lobos have trailed at the half and won the game (Utah State, Wyoming, UNLV) with the Lobos trailing at the end of the third against Wyoming and UNLV.

UNM outscored UNLV 39-30, Wyoming 37-23, Utah State 46-40 in the final two quarters to turn halftime deficits into victories. Even against Fresno State where the Lobos led by one at the break, UNM outscored the Bulldogs 47-41 in the second half to win by seven.

PAINT POINTS

UNM has outscored opponents in the paint in 16 games and by a 626-482 (+144) margin.

To date, the Lobos finished with a +24 margin against Texas Southern (38-14), +8 margin at Pepperdine (34-26), a +10 margin against Tarleton State (34-24), a +22 margin against Texas A&M-Commerce (50-28), a +2 margin (32-30) against Georgia Tech, a +16 margin against Eastern Illinois (36-20), a +26 margin against New Mexico State (42-16), a +10 margin against Mississippi Valley State (32-22), a +8 margin against Hampton (18-10), a +4 margin against Western New Mexico (30-26), a +12 (42-30) margin at Nevada, a +8 margin against Boise State (24-16), a +12 margin at Colorado State (30-18), a +2 margin against Wyoming (36-34) a +8 margin at No. 25 UNLV (26-18) and a +8 margin against Fresno State (34-26).

UNM has scored 47.9% of its points (626 of 1307) in the paint this season

with 10 games scoring 50% or more of its total points in the paint. The Lobos had a season high of 50 paint points against Texas A&M-Commerce.

TURNING TURNOVERS INTO POINTS

UNM has scored 274 points this season off of turnovers, accounting for 21% of its points. The Lobos have outscored their opponent in points off of turnovers in 11 games with four games of scoring 20 or more points off of turnovers.

UNM is +19 in points off of turnovers with two games of +13 in points off of turnovers (against Utah State and Fresno State).

SHARE THE BALL

The Lobos finished with a season-high 21 assists in the game against Utah State to go with 20 assists in the game against Hampton and 19 against Western New Mexico and Mississippi Valley State.

UNM assisted on 21 of the 26 made baskets (80.8%) against Utah State, 20 of the 23 made baskets (87.0%) against Hampton, 19 of the 25 made baskets (76.0%) against Western New Mexico, and on 19 of its 27 made baskets (70.4%) against Mississippi Valley State.

On the season, the Lobos have assisted on 52.4% of made baskets and averaging 12.6 assists per game. UNM is averaging 12.1 assists in conference play.

PAULA PRODUCTION

Paula Reus has scored in double digits 12 times this season and 33 times in her three years and set her career high in points with 25 against Eastern Illinois, behind a season-high four three-pointers. She recorded the second 20-plus point performance of her career with 20 points against Fresno State, going 8-11 from the floor to tie her career high in made field goals, and went a perfect 4-4 from three-point range. Reus started off 6-6 against the Bulldogs.

UNM is 10-2 this season and 25-8 all-time when Reus reaches double figures.

She has been close to a double-double several times with five games of eight rebounds and finished with 15 points and nine rebounds in the WNMU game.

Reus is third on the team in points (237, 11.9 ppg), and is tied for the team lead for made field goals (92). The junior is also second in three-pointers (27), assists (41, 2.1 apg), blocks (11, 0.6 bpg), and rebounds (119, 6.0 rpg). She is third in steals with 21 with a steal in the last five and 11 of the last 12 games. In conference games, Reus is averaging 11.3 ppg, scoring in double figures in four games, and is averaging 5.3 rebounds per game, 1.9 assists per game and 1.1 steals per game with a steal in all but one game.

DEFENSE DELIVERS

Seven times this season the Lobos have held their opponents to single digits in a quarter, five times in the first quarter. In addition, UNM has held an opponent to under 20 points in the first two quarters three times this season.

In the win at Pepperdine, the Lobos held the Waves to four points in first quarter and without a point up until the 1:09 mark. Further, UNM held the Waves to 18 points in the first 20 minutes, with the last time that the Lobos held a team below 20 points in the first half was against Louisiana-Monroe on Nov. 27, 2021 (17 points). Pepperdine missed its first eight shots of the game and UNM forced two shot clock violations in that timespan. The Lobos were able to further expand their lead to 16 in the second quarter in part to a 6-0 Lobo run and holding Pepperdine to a 3:06 scoring drought. In the fourth quarter, Pepperdine scored its first points with 6:54 left in the game.

Against Tarleton State, the Lobos held the Texans to five points in the third quarter, outscoring them 20-5. UNM scored the first eight points of the quarter, ultimately going on a 10-1 run through the first 6:05. UNM later scored 10-straight points in a span of 1:55 for its best run of the game to build its largest lead of the contest at 53-31, taking a 53-33 lead into the final 10 minutes.

In the game against New Mexico State, the Lobos held the Aggies to six points in the first quarter and to 19 points in the first 20 minutes. It was the second time this season that the Lobos have held an opponent to under 20 points in the first half. The Lobos held the Aggies scoreless for the final 3:48 of the first quarter and for 4:24 in the second quarter.

Against Mississippi Valley State, the Lobos held MVSU to under 15 points in all four quarters with two quarters of 11 points, 13 points in the first quarter and 10 points in the fourth quarter.

In the game against Hampton, UNM scored the first 12 points of the game while holding the Lady Pirates scoreless for the first 5:24. The Lobos led 18-2 with 3:40 remaining with Hampton's final points of the quarter coming at the 2:22 mark. UNM led 21-7 through the first 10 minutes.

UNM scored the first eight points and held Western New Mexico without a point for the first 5:53, eventually building a 13-point lead of 17-4 behind a 7-0 run and led 19-9 at the end of the first. The Mustangs scored 10 points in the second quarter for the third instance of holding opponents under 20 points in the first 20 minutes.

In the conference opener at Nevada, the Lobos held the Wolf Pack to nine points and 20% (3-15) shooting from the floor in the first quarter.

GAME 21: NEW MEXICO AT AIR FORCE

At Colorado State, UNM held the Rams scoreless for 5:33 in the second quarter, allowing just four points on 2-17 shooting (11.8%).

In addition to holding opponents to low point totals, the Lobos have also relied on defense to close out games. In the game against Texas A&M-Commerce, UNM held the Lions scoreless the final 1:41 and for the final 27 seconds as the Lions had the ball for the final shot. In the game against Eastern Illinois, the Lobos closed the game on a 7-0 run over the final 1:05 of overtime and got two pivotal stops with under 30 seconds. In the game against Utah State, the Lobos used a 6-0 run to take a 69-64 lead and held the Aggies scoreless for 1:30 in the final two minutes. In the game against Wyoming, a Cowgirl jumper put UNM's deficit to four (53-49) with 8:44 on the clock. Two free throws apiece by Augmon and Wilson allowed the Lobos to pull even at 53, and Hulda Joaquim put the Lobos in the lead with a three-pointer, with Wilson credited with the assist. The run continued with a layup by Cumber and two more free throws by Augmon to give UNM a 60-53 lead with 57 seconds remaining in what amounted to an 11-0 run over the course of 5:07. Wyoming ended the run with a jumper, with its points coming 7:56 apart.

UNM is also fifth in the NCAA in fouls per game, fouling an average of 12.8 times per game, the fewest in the MW.

THE CUMBER EFFECT

Vianè Cumber has scored in double figures in 10 games this year with four games of 20-plus points, leading the Lobos in scoring five times. The Lobo junior has also registered two double-doubles this season, with 14 points and a career-high 14 rebounds against Eastern Illinois and 21 points and 11 rebounds against Utah State.

Among one of the best three-point shooters in the conference, she has made three or more three-pointers eight times this season: two against Eastern Illinois, three at Pepperdine, against Tarleton State and Fresno State, four in the season opener, five against No. 20 Gonzaga and Utah State, six against No. 25 UNLV and a career-best eight against Montana State.

On the season, she's averaging 12.3 ppg and 6.1 rpg. Her 2.8 made three-pointers per game leads the MW and her 34.3% from behind the arc is third among MW players. In MW games, Cumber is averaging 12.9 ppg and a team-high 7.4 rpg with 2.7 made three-pointers a game. She is 21st in the NCAA in three-point attempts, 24th in three-pointers per game and 37th in three-pointers (47).

While she didn't make a three against New Mexico State, following a three against Eastern Illinois, she had 14-straight games with at least one three-pointer and has made a three-pointer in 22 of the last 24 games she's played in.

In her career, she has made a three in 47 games with 36 games with multiple threes and 22 games making three or more three-pointers.

Further, Cumber has scored in double figures 29 times and 20 or more points six times (four times came this year).

V FOR THREE

Vianè Cumber scored a game- and career-high 24 points behind a career-high eight three-pointers against Montana State, knocking down her first three three-point attempts and made five three pointers in the first quarter alone.

Her eight three-pointers tied for the third-most in a game in program history and was the seventh time a player historically has made eight or more three-pointers in a game. It is also tied for the most three-pointers by a MW player this season.

WILSON'S WORLD

Nyah Wilson has made quite the first impression in her first season as a Lobo, finishing in double figures in 14 games, with 20 or more points in six games, leading the Lobos in scoring in five games and setting several career highs.

In her first true game as a Lobo, Wilson finished with 20 points, four rebounds, three assists and a steal. The Dallas, Texas, native went 5-8 from the floor, a perfect 4-4 from behind the arc and nearly perfect at the free-throw line going 6-7. Her 20 points set a then-career high, as did her five made field goals, her four made three-pointers and four attempts.

She later bested that with 22 points on nine made field goals against Texas A&M-Commerce, scoring 15 points in the fourth quarter.

She added 16 points against Tarleton, setting a career high in rebounds (nine), made free throws (eight) and minutes played (33). She improved her career best in free throws, going 9-10 in the game against Georgia Tech and had a career-high 11 rebounds against Southern Utah, the first time with double-digit rebounds in her career.

In her first MW game at Nevada, Wilson went 9-12 at the free-throw line and finished with a team-high 21 points to go with eight rebounds, three assists and her first career block. In the game against Boise State, Wilson went 3-4 from three-point range and tied for the team high with two steals. Against Utah State, Wilson again finished in double figures with 16 points, with perhaps no basket bigger than the three-pointer she hit with 1:17 remaining to put UNM up 66-64 for the final lead change. Wilson created a career-high three steals, her fourth time in the last five games with multiple steals. She continued her streak of double-digit points and multiple steals at Colorado State with 17 points, going 7-11 from the floor and was credited with two steals, and again against Wyoming behind

a career-high 23 points and career-high four steals. Wilson bested her career high against Fresno State with 24 points and made a career-high 10 free throws.

Wilson has scored in double figures in all seven MW games and has registered multiple steals in five of the last six.

On the season, she's scored a team-high 276 points (13.8 ppg) and is second in steals with 26. She is 10th in the MW in points per game and fifth in free-throw percentage (.765). Wilson has made the second-most free throws (75) and taken the second-most free throws (98) amongst MW players. In conference play, Wilson is averaging 17.4 ppg and is fourth in the MW in scoring as well as in field-goal percentage (.512). The Lobo junior is also tied for third in steals per game (2.0).

STEAL THE SHOW

Aniyah Augmon was credited with 11 steals in the first week of the season, with eight at Pepperdine and three against Tarleton State and was a sign of things to come for the Lobo junior.

Her eight steals tied for the second most in a game by a Lobo in program history, with the last time it was done Feb. 8, 1998 by Tamika Stukes. Augmon had four steals in the first 20 minutes with three in the second quarter, which the four alone would have been a career high for the junior. She added two in the fourth quarter, including a steal and layup with 2:04 remaining in the game to make it 50-42 after Pepperdine closed within three at 45-42 with 2:37 to play.

Augmon has recorded multiple steals in 13 games with two against Boise State and Montana State, three against Eastern Illinois, Tarleton State, Hampton, Utah State and Fresno State, four against Georgia Tech, Colorado State and UNLV, five against New Mexico State and Wyoming, eight against Pepperdine. She's had five or more steals in three games.

In her three years at UNM, she's had 25 games with multiple steals and 43 games with a steal. She currently leads the MW in steals per game at 2.58 and her 49 steals are 23 more than the second-highest player on the team. In MW games, Augmon leads the conference with 21 steals and a 3.0 steals per game average.

It took her eight games to surpass her season total of steals from her freshman (24) and sophomore (23) seasons.

ALL ABOUT AUGMON

Beyond her ability to impact a game with steals, Aniyah Augmon has scored in double figures in a team-high 15 games this season, including the last seven and a previous stretch of five consecutive games (16 against Texas A&M-Commerce, 11 against Montana State, 17 against Georgia Tech, 10 against Eastern Illinois and 10 against New Mexico State).

She showcased her all-around ability to take over a game at Pepperdine, leading the Lobos with 16 points, nine rebounds and three assists.

In addition to leading the MW in steals per game, Augmon is ranked fifth in assists per game (4.1), 11th in scoring (12.7) and 15th in rebounds per game (5.6) in the MW. In MW games, she's seventh in points per game (16.0) after scoring double figures in all seven games, seventh in field-goal percentage (.475), third in assists per game (4.6), first in steals per game (3.0) and tied for 16th in rebounds per game (5.3).

She's recorded 15-plus points in nine games with six or more assists six times and nine rebounds twice with nine games with six or more rebounds this season. She recorded her first game with 20-plus points against Wyoming with a career-high 22 points, with a career-best nine free throws.

Augmon recorded her first double-double of the season and the fourth of her career against Utah State behind a career-high 10 assists and 13 points.

HOT HANDS

Against Texas Southern, Vianè Cumber took over in the fourth quarter, scoring 13 of her game-high 22 points in the final 10 minutes, going 5-7 from the floor and 3-4 from three-point range.

The Texas A&M-Commerce game followed a similar storyline in that Nyah Wilson took over in the fourth quarter to score 15 of her career-high 22 points on 6-8 shooting. Wilson opened fourth with a driving layup and the Lobos continued to rely on the junior with Wilson making three consecutive layups as well as a three-pointer to tie the game at 63. Wilson ultimately scored the first 11 points of the fourth quarter for the Lobos, with her final points starting a 6-0 run that gave UNM a 69-65 lead.

Against Eastern Illinois, Paula Reus finished with a career-high 25 points, 17 of which came in the third and fourth quarters. She scored 10 points in the fourth quarter on 4-5 shooting and two three-pointers. In the overtime period, Cumber scored seven points, including the go-ahead basket with 32 seconds remaining and two free throws with seven seconds on the clock.

Wilson scored nine of her 13 points, Reus scored 10 of her 15 points and Augmon scored seven of her 10 points in the final two quarters against New Mexico State.

In the game against Boise State, Aniyah Augmon scored the first seven points of the third quarter for the Lobos, scoring 12 of her 15 points in the final 20 minutes.

Against Utah State, the Lobos turned a two-point halftime deficit into a 37-30 lead behind four consecutive three-pointers with Cumber responsible for two and Reus and Augmon making one. UNM's lead reached double digits on Wilson free throws, expanding to 14 at 46-32 on another Cumber three-pointer at the 4:51 mark in what amounted to a 21-5 run.

Augmon scored seven of UNM's nine points in the first quarter at CSU and Cumber scored 10 points in the fourth quarter after going 4-6 from the floor and 2-2 from three-point range. In the game against Wyoming, Wilson led the Lobos with 14 points in the first two quarters on 6-7 shooting, while Augmon scored 16 points in the final two quarters, going 9-12 from the free-throw line. After Wyoming led by 13 (44-31) in the third quarter, UNM went on a 17-2 run behind an 7-0 personal run by Wilson and eight points by Augmon to give UNM a 48-46 lead, its first since it was 13-11 in the first quarter.

At No. 25 UNLV, Cumber led the Lobos with 22 points on six three-pointers, of which 17 points were scored in the final 20 minutes behind five three-pointers that included the game-winner with 3.7 seconds left.

Against Fresno State, it was a balanced effort in the final 20 minutes as Wilson scored 15 points on 5-7 shooting, Augmon went 3-3 from the floor and 4-6 from the free-throw line for 10 points and Cumber scored 11 points as UNM outscored Fresno State 47-41 and shot 59.3% as a team.

FOUR-FOR-FOUR DEAL

UNM has had a season-high four players finish in double figures six times this season. Paula Reus and Anyiah Augmon were involved in all six instances, with Nyah Wilson in five of the games, Charlotte Kohl in three, Viané Cumber in three and Mackenzie Curtis involved in one game.

The first time came in the game against Texas A&M-Commerce, led by a career-high 22 from Wilson. Augmon scored 16, Kohl finished with 16 and Reus added 11. The second time came in the game against Eastern Illinois behind a career-high 25 points from Reus, 21 points for Wilson, 14 points from Cumber and 10 from Augmon. In the game against New Mexico State, Reus and Kohl shared the team high in points at 15 (a career high for Kohl), Wilson scored 13 points and Augmon scored 10 points. In the game against Hampton, Reus and Kohl each scored 14 points with Augmon and Curtis scoring 11 apiece. Augmon led with 15 points against Boise State, joined by 11 apiece from Reus and Wilson and 10 from Cumber. Against Fresno State, Wilson scored a career-high 24 points behind a career-high 10 made free throws for her sixth 20-plus point performance of the season, fourth in conference and second time in the last three games. Reus recorded her second 20-plus point outing of the season, finishing with an efficient 8-11 from the floor (tying her career high in made field goals) and a perfect 4-4 from three-point range for 20 points. Augmon finished with 18 points and Cumber added 16 points on three, three-pointers.

20-PLUS X 2 X 4

In addition, UNM has had two players finish with 20-plus points in the game four times this season, two times occurring in the last three games (Wyoming and Fresno State) and Nyah Wilson involved in all four instances.

UNM has had a player score 20 or more points 13 times this season, led by six for Wilson, four for Viané Cumber, two for Paula Reus and one time for Anyiah Augmon.

ANIYAH'S AWARD

After a 2-0 week for New Mexico in which the Lobos defeated two previously unbeaten teams in conference in Wyoming and No. 25/23 UNLV, Lobo junior Anyiah Augmon was selected as the Mountain West Player of the Week on Jan. 22.

It marked the first weekly conference award for Augmon, who earned the accolade after leading the Lobos with 18.5 points per game, 4.5 steals per game and 4.0 assists per game and was second in rebounds per game with 5.5.

Augmon scored a career-high 22 points in the win against the Cowgirls, making a career-high nine free throws, while also recording five steals. She finished with nine points in the fourth, going 7-8 from the free-throw line, to finish with 16 points in the final 20 minutes against Wyoming. On Saturday, she added 15 points, seven rebounds, a game-high four steals and a game-high seven assists in the win at UNLV.

Among her highlights against the Cowgirls was a three-pointer in the third quarter that made it a 44-34 game with the Lobos trailing, which started what amounted to be a 17-2 run to give UNM its first lead since it was 13-11 in the first quarter at 48-46. Augmon scored seven points of the run and finished with two steals in the quarter. She later made seven-straight free throws in the fourth quarter, including four free throws as part of the 11-0 run that turned UNM's four-point deficit of 53-49 to a seven-point lead of 60-53, and after Wyoming got within three with 20 seconds left, Augmon knocked down a pair of free throws and scored the final points of the game on a fast-break layup off of a Nyah Wilson steal.

Against the Lady Rebels, she assisted on consecutive Viané Cumber three-pointers that got UNM's deficit down to one at 40-39 in the third quarter, with the final one coming off of a steal, and then again assisted on consecutive Lobo baskets in the fourth quarter that got UNM within one at 55-54 and on the three-pointer that gave UNM at 57-55 lead. Augmon had a huge offensive board and putback in the fourth that gave UNM a 59-57 lead and made a layup and finished through the contact, converting at the free-throw line to put UNM in front 64-63.

CALL ON KOHL

Charlotte Kohl finished with a dominating stat line of a career-high 14 points, career-high 20 rebounds (10 offensive), career-high four blocks and an assist for her first double-double of the season and second of her career against Texas A&M-Commerce.

Kohl registered the double-double by halftime and became the first Lobo to have 20 rebounds in a game since Richelle van der Keijl had 20 against New Mexico State exactly seven years prior on Nov. 15, 2016. Prior to that, the last Lobo to collect 20 rebounds was Amanda Adamson against Texas Tech on Dec. 13, 2008.

Of note, five of her 10 offensive rebounds translated to 11 of UNM's 16 second-chance points, eight of which were scored by Kohl and the three-pointer she had the assist on.

Her 20 rebounds in a game are the most by a MW player this season.

She was named the Mountain West Player of the Week on Nov. 20 for the first weekly conference award in her collegiate career.

Kohl bested that performance against Mississippi Valley State with a career-high 16 points, matched her career high in rebounds with another 20 rebounds and set a career high in blocks with five. She was an efficient 7-9 from the floor and 2-2 from the free-throw line and recorded her double-double by half with 11 rebounds and 10 points.

PARIS PICKS UP AN AWARD

Paris Lauro was named the Mountain West Freshman of the Week on Dec. 26, earning her first weekly conference honor.

In UNM's lone game of the week at No. 20 Gonzaga, the Dallas, Texas native made three, three-pointers and added a season-high four rebounds, a block and was credited with her first assist while playing a season-high 21:44 off of the bench. It was the second-straight game with three or more three-pointers by the freshman, who has seen her minutes increase in each of her seven appearances this season.

Lauro was especially productive in the third quarter, going 3-4 from behind the arc and added two rebounds, accounting for all three made three-pointers and nine of UNM's 11 points in the quarter. In addition, she recorded her first assist as a Lobo in the first quarter on a Viané Cumber three that put UNM up 14-10 and her second block of the season late in the fourth quarter.

20/10 AGAIN

Last season, the Lobos finished with 20 wins, the second-straight year with 20 wins and the fourth time under Coach Mike Bradbury.

In addition, the Lobos surpassed 10 wins in the MW, the third-straight year and sixth overall in Bradbury's seven years at UNM.

PRIDE OF NEW MEXICO

The Lobos have three New Mexico natives on the roster in redshirt-freshman Natalia Chavez and sophomore Jaelyn Bates and junior Viané Cumber.

In addition, the Lobos have a New Mexico Gatorade Player of the Year winner in Cumber, with Cumber winning in 2019-20 and 2020-21.

Recent Lobo Amaya Brown won in 2015-16 and 2017-18 and Jaedyn De La Cerda won in 2016-17, meaning the winner in five of the last seven years were Lobos.

ABOUT AIR FORCE

Air Force enters the game 9-11 on the season, 2-5 in conference and 7-3 at home. The Falcons are led in scoring by Milahnie Perry at 15.0 ppg, with Madison Smith also averaging double figures at 12.1 ppg. Keelie O'Hollaren is Air Force's best shooter from behind the arc, making 38 to date and shooting 36.9%. Air Force averages 62.1 ppg while allowing 67.4 ppg.

Defensively, Smith leads with 51 steals, with Taylor Britt credited with 50 steals. As a team, the Falcons average 11.4 steals per game with five players with 20 or more steals and three with 30 or more steals. Nationally, Air Force is ranked 18th in steals per game. In addition, the Falcons are forcing opponents into 19.2 turnovers per game.

In MW games, Perry is averaging 15.1 ppg with Smith averaging 10.7 ppg. Smith also leads the team with 15 steals, with the team averaging 9.9 per game.

LAST TIME IT HAPPENED (UNM)

As A Team

Scored 100 Points:	111 - vs. Utah State (2-25-23)
Scored 90 Points:	98 - at Utah State (1-28-23)
Scored Fewer Than 50 Points:	40 - vs Southern Utah (12-7-23)
Scored Fewer Than 40 Points:	38 - at Colorado St. (1-3-15)
Won by 50 Points:	+56 (W, 111-55) - vs. Utah State (2-25-23)
Won by 40 Points:	+48 (W, 92-44) - vs. Northern N.M. (12-10-19)
Won By 30 Points:	+38 (W, 98-60) - at Utah State (1-28-23)
Lost By 30 Points:	-37 (L, 47-84) - at (RV) Arizona St. (12-14-19)
Lost By 40 Points:	-42 (L, 63-105) - at Oklahoma (12-16-17)
Shot 60% or Better:	61.2% - vs. Pacific (11-9-01)
Shot Less Than 30%:	27.3% (15-55) - vs Southern Utah (12-7-23)
Shot 60% 3FG or Better:	64.0% (16-25) - at Fresno State (2-28-23)
Shot Less Than 20% 3FG:	18.2% (2-11) - vs Southern Utah (12-7-23)
Made 15 3-Pointers:	16 - at Fresno State (2-28-23)
Shot 90% on FTs (10 or more):	91.7 (11-12) - vs. Texas Southern (11-6-23)
Shot Less Than 40% On FTs:	14.3% (1-7) - at UTEP (11-30-17)
Had 50 Rebounds:	56 - vs. Mississippi Valley State (12-4-23)
Had 20 Offensive Rebounds:	21 - vs. Northern N.M. (11-12-21)
Had 25 Assists:	25 - vs. Utah State (2-25-23)
Had 20 Turnovers:	25 - at Air Force (2-23-23)
Had Less Than 10 Turnovers:	7 - vs. Fresno State (1-24-24)
Had 10 Steals:	10 - vs. Wyoming (1-17-24)
Had 10 Blocks:	11 - vs. Houston Baptist (11-23-21)
Had Two 20-Point Scorers:	vs. Fresno State (1-24-24)
	Nyah Wilson (24) and Paula Reus (20)
Had Three 20-Point Scorers:	vs. Grand Canyon (3-16-22)
	LaTascya Duff (27), Jaedyn De La Cerda (22) and Shaiquel McGruder (20)
Had 7 Double-Digit Scorers:	vs. Utah State (2-25-23)
Had 6 Double-Digit Scorers:	at Arkansas-Pine Bluff (12-17-20)
Had 5 Double-Digit Scorers:	vs. San Diego State (3-6-23)
Had No Double-Digit Scorers:	vs. (RV) Arizona St. (12-14-19)
Had Two 10+ Rebounders:	vs. Nevada (3-1-20)
	Shaiquel McGruder (17) and Antonia Anderson (10)
Scored 50 Points In 1st Half:	56 - at Utah State (1-28-23)
Scored 50 Points In 2nd Half:	52 - vs. South Carolina State (12-29-22)
Scored 60 Points in a 2nd Half:	62 - vs. Utah State (2-25-23)
Scored 20 Or Fewer Points In 1st Half:	18 - vs Colorado State (1-13-24)
Scored 20 Or Fewer Points In 2nd Half:	19 - vs Southern Utah (12-7-23)
Scored Less Than 10 Points in a Quarter:	9 - vs Colorado State (1-13-24)
Failed To Make a 3FG:	at (RV) Arizona St. (12-14-19)
Defeated a Ranked Team:	W, 69-66 vs. No. 25 UNLV (1-20-24)
Lost To a Ranked Team:	L, 67-56 at No. 20 Gonzaga (12-22-23)
Won an OT Game:	W, 81-78 vs. Eastern Illinois (11-28-23)
Lost an OT Game:	L, 83-77 vs Arizona State (11-20-22)
Won a 2OT Game:	W, 89-85 at Houston (11-24-18)
Lost a 2OT Game:	L, 69-65 vs. Fresno St. (1-2-16)

As An Individual

Had a Triple-Double:	Aisia Robertson (28 pts, 11 rebs, 11 assists)
	at Houston (11-24-18)
Had a Double-Double (Pts/Reb):	Vianè Cumber (21 pts, 11 reb)
	vs. Utah State (1-10-24)
Had a Double-Double (Pts/Asst):	Aniyah Augmon (13 pts & 10 assists)
	vs. Utah State (1-10-24)
Had a Double-Double (Reb/Asst):	Cherise Beynon (13 reb, 10 assists)
	vs. Fairleigh Dickinson (11-12-16)
Scored 20+ Pts with 10+ Rebs:	Vianè Cumber (21 pts, 11 reb)
	vs. Utah State (1-10-24)
Scored 30 Points:	LaTascya Duff (30 pts) at Utah State (1-28-23)
Scored 40 Points:	Cherise Beynon (41) at SDSU (1-20-18)
Scored 30 Points (MW Only):	LaTascya Duff (30 pts) at Utah State (1-28-23)
Scored 40 points (MW Only):	Cherise Beynon (41)
	at San Diego St. (1-20-18)
Had 20+ Rebounds:	Charlotte Kohl (20) vs. Mississippi Valley State (12-4-23)
Had 15+ Rebounds:	Shaiquel McGruder (15) vs. UNLV (1-3-22)
Had 15+ Assists:	Aisia Robertson (16) vs. Oklahoma (11-28-18)
Had 5+ Steals:	Aniyah Augmon (5) vs. Wyoming (1-17-24)
Had 5+ Blocks:	Charlotte Kohl (5) vs. Mississippi Valley State (12-4-23)

LAST TIME IT HAPPENED (OPP)

As A Team

Scored 100 Points:	105 - Oklahoma (12-16-17)
Scored 90 Points:	93 - UNLV (2-2-23)
Scored Less Than 50 Points:	47 - Western N.M. (12-17-23)
Scored Less Than 40 Points:	40 - Northern N.M. (11-12-21)
Shot 50% Or Better:	51.8% (29-56) - Montana State (11-23-23)
Shot Less Than 30%:	29.6% (16-54) - Hampton (12-10-23)
Shot 50% 3FG Or Better:	52.9% (9-17) - Gonzaga (12-22-23)
Shot Less Than 20% 3FG:	14.3% (2-14) - Western N.M. (12-17-23)
Made 15 3-Pointers:	15 - San José St. (1-22-20)
Shot 90% On FTs (10 or more):	90.0% (9-10) - Georgia Tech (11-24-23)
Shot Less Than 50% On FTs:	33.3% (3-9) - Mississippi Valley State (12-4-23)
Had 50 Rebounds:	53 - Mississippi State (12-21-22)
Had 20 Offensive Rebounds:	24 - Houston (11-12-22)
Had 25 Assists:	26 - Houston (11-20-21)
Had 20 Turnovers:	21 - Utah State (1-10-24)
Had 30 Turnovers:	30 - Northern NM (11-15-17)
Had Less Than 10 Turnovers:	7 - Nevada (12-30-23)
Had 10 Steals:	10 - UNLV (1-20-24)
Had 10 Blocks:	12 - Boise State (1-21-23)
Had Two 20-Point Scorers:	UNLV (1-14-23)
	Desi-Rae Young (22) and Alyssa Durazo-Frescas (20)
Had 6 Double-Digit Scorers:	San Diego State (3-6-23)
Had 5 Double-Digit Scorers:	UNLV (2-2-23)
Had No Double-Digit Scorers:	Western N.M. (12-17-23)
Had Two 10+ Rebounders:	Arizona State (11-20-22)
	Kayla Mokwuah (13) and Treasure Hunt (15)
Scored 50+ Points In 1st Half:	54 - San José St. (1-22-20)
Scored 50+ Points In 2nd Half:	50 - Colorado State (3-8-22)
Scored 20 Or Less Points In 1st Half:	19 - Western N.M. (12-17-23)
Scored 20 Or Less In 2nd Half:	19 - Northern N.M. (11-12-21)
Scored Less Than 10 Points in Quarter:	4 - Colorado State (1-13-24)
Failed To Make a 3FG:	0-1 by San Diego State (2-18-15)

As An Individual

Had a Double-Double (Pts/Reb):	Desi-Rae Young (24 pts, 17 reb)
	UNLV (1-20-24)
Had a Double-Double (Pts/Asst):	Miah Monahan (16 pts, 10 asts.)
	Eastern Illinois (11-28-23)
Had a Double-Double (Pts/Steals):	Jasmyne Harris (28 pts & 10 steals)
	Houston (11-28-18)
Had 20+ Points & 10+ Rebounds:	Desi-Rae Young (24 pts, 17 reb)
	UNLV (1-20-24)
Scored 30 Points:	Essence Booker (31) - UNLV (1-27-22)
Scored 30 Points (MW Only):	Essence Booker (31) - UNLV (1-27-22)
Had 20+ Rebounds:	Kaylee Johnson (22) - No. 1 Stanford (11-24-14)
Had 15+ Rebounds:	Andjela Bigovic (16) - Tarleton State (11-12-23)
Had 10+ Assists:	Miah Monahan (10) - Eastern Illinois (11-28-23)
Had 5+ Steals:	Jo Huntimer (6) - Air Force (2-23-23)
Had 5+ Blocks:	Gracie Johnson (5) - Utah State (1-10-24)

STATS

STAT COMPARISON

AF		UNM
62.1	Points Per Game	65.4
37.3	FG%	38.8
29.7	3FG%	28.8
73.8	FT%	69.8
6.1	Made 3-pt PG	6.7
33.0	Rebounds PG	40.5
14.8	Turnovers PG	13.8
11.8	Assists PG	12.6
2.1	Blocks PG	3.3
11.4	Steals PG	7.5
67.4	Scoring Defense	61.7
45.4	FG% Defense	38.6
33.9	3FG% Defense	31.0
-5.7	Rebound Margin	+2.3

UNM WHEN HOME/AWAY/NEUTRAL

STAT	HOME (13)	AWAY (5)	NEUTRAL (2)
PPG	68.4	61.2	56.0
Opp PPG	60.9	60.2	70.5
FG %	.394	.393	.336
3FG%	.300	.280	.234
3 FG MPG	6.9	6.6	5.5
FT%	.717	.661	.633
Opp FG%	.378	.378	.466
Opp 3FG%	.308	.330	.268
RPG	42.2	39.2	32.0
Opp RPG	38.2	36.6	41.5
APG	13.9	10.8	8.0
SPG	7.8	6.0	8.5
TOV	13.5	13.8	15.0

SPECIALTY STAT COMPARISON

(UNM/Opp.)

Opp.	Paint	Off TO	2nd Chance	Fast Break	Bench
Texas Southern	38/14	15/18	11/11	17/6	2/28
Pepperdine	34/26	13/10	11/10	7/0	13/12
Tarleton St.	34/24	17/8	6/11	15/9	12/14
Texas A&M-Com.	50/28	14/13	16/8	10/13	3/31
Montana St.	18/34	11/20	7/4	10/6	7/18
Georgia Tech	32/30	7/12	3/13	15/2	6/13
Eastern Illinois	36/20	22/15	15/9	16/16	2/14
NMSU	42/16	16/10	15/4	11/2	12/32
MVSU	32/22	13/11	20/3	12/10	13/25
Southern Utah	24/28	9/16	11/4	2/3	8/7
Hampton	18/10	14/9	6/7	13/7	24/25
Western N.M.	30/26	25/17	12/5	10/18	34/30
Gonzaga	20/24	6/17	5/1	1/1	11/6
Nevada	42/30	11/14	2/8	13/9	9/28
Boise St.	24/16	1/10	4/4	3/11	0/12
Utah St.	26/38	21/8	8/8	20/10	9/32
Colorado St.	30/18	9/14	11/0	11/7	0/25
Wyoming	36/34	23/14	2/8	11/2	5/17
UNLV	26/18	9/14	8/6	4/5	10/16
Fresno St.	34/26	18/5	7/20	16/2	4/23
Air Force					
San José St.					
UNLV					
San Diego St.					
Colorado St.					
San José St.					
Boise St.					
Wyoming					
San Diego St.					
Nevada					
Fresno St.					

UNM STARTING LINEUPS (GAME)

Game	G	G	G	F	C
Texas Southern	Wilson	Augmon	Cumber	Reus	Kohl
Pepperdine	Wilson	Augmon	Cumber	Reus	Kohl
Tarleton State	Wilson	Augmon	Cumber	Reus	Kohl
Texas A&M-Commerce	Wilson	Augmon	Cumber	Reus	Kohl
Montana State	Wilson	Augmon	Cumber	Reus	Kohl
Georgia Tech	Wilson	Augmon	Cumber	Reus	Kohl
Eastern Illinois	Wilson	Augmon	Cumber	Reus	Kohl
New Mexico State	Wilson	Augmon	Cumber	Reus	Kohl
Mississippi Valley State	Wilson	Augmon	Langermann	Reus	Kohl
Southern Utah	Wilson	Augmon	Langermann	Reus	Kohl
Hampton	Wilson	Augmon	Langermann	Reus	Kohl
Western New Mexico	Wilson	Diarra Berthe	Cumber	Reus	Kohl
Gonzaga	Wilson	Augmon	Cumber	Reus	Kohl
Nevada	Wilson	Augmon	Cumber	Reus	Kohl
Boise State	Wilson	Augmon	Cumber	Reus	Kohl
Utah State	Wilson	Augmon	Cumber	Reus	Kohl
Colorado State	Wilson	Augmon	Cumber	Reus	Kohl
Wyoming	Wilson	Augmon	Cumber	Reus	Kohl
UNLV	Wilson	Augmon	Cumber	Reus	Kohl
Fresno State	Wilson	Augmon	Cumber	Reus	Kohl
Air Force					
San José State					
UNLV					
San Diego State					
Colorado State					
San José State					
Boise State					
Wyoming					
San Diego State					
Nevada					
Fresno State					

UNM STARTING LINEUPS (RECORD)

Wilson, Augmon, Kohl, Reus, Cumber	11-5
Wilson, Langermann, Augmon, Kohl, Reus	2-1
Wilson, Diarra Berthe, Cumber, Kohl, Reus	1-0

DOUBLE-DOUBLE TRACKER

Charlotte Kohl (14 pts, 20 reb)	Texas A&M-Commerce (11/15)
Viané Cumber (14 pts, 14 reb)	Eastern Illinois (11/28)
Charlotte Kohl (15 pts, 13 reb)	New Mexico State (12/2)
Charlotte Kohl (16 pts, 20 reb)	Mississippi Valley St. (12/4)
Viané Cumber (21 pts, 11 reb)	Utah State (1/10)
Aniyah Augmon (13 pts, 10 asts)	Utah State (1/10)

CAREER DOUBLE-DOUBLES

	2023-24	Career
Aniyah Augmon	1	4
Charlotte Kohl	3	4
Viané Cumber	2	2
Hulda Joaquim	-	2
Paula Reus	-	1

20-POINT TRACKER

Viané Cumber	22 pts	Texas Southern (11/6)
Nyah Wilson	20 pts	Texas Southern (11/6)
Nyah Wilson	22 pts	Texas A&M-Commerce (11/15)
Viané Cumber	24 pts	Montana State (11/23)
Paula Reus	25 pts	Eastern Illinois (11/28)
Nyah Wilson	21 pts	Eastern Illinois (11/28)
Nyah Wilson	21 pts	Nevada (12/30)
Viané Cumber	21 pts	Utah State (1/10)
Nyah Wilson	23 pts	Wyoming (1/17)
Aniyah Augmon	22 pts	Wyoming (1/17)
Viané Cumber	22 pts	UNLV (1/20)
Nyah Wilson	24 pts	Fresno State (1/24)
Paula Reus	20 pts	Fresno State (1/24)

GAME 21: NEW MEXICO AT AIR FORCE

Team (AP/Coaches)	CONFERENCE						OVERALL							
	W	L	Pct.	Home	Away	Neutral	W	L	Pct.	Home	Away	Neutral	Last 10	Strk
UNLV (RV/RV)	6	1	.857	2-1	4-0	0-0	16	2	.889	6-1	9-1	1-0	8-2	W1
Wyoming	6	1	.857	4-0	2-1	0-0	11	7	.611	7-2	3-4	1-1	7-3	W2
New Mexico	5	2	.714	3-1	2-1	0-0	14	6	.700	11-2	3-2	0-2	7-3	W3
Nevada	5	2	.714	2-2	3-0	0-0	11	9	.550	6-4	3-3	2-2	6-4	W4
Boise State	4	3	.571	2-2	2-1	0-0	13	7	.650	9-2	3-3	1-2	6-4	L1
San Diego State	4	4	.500	3-1	1-3	0-0	13	8	.619	7-4	4-4	2-0	6-4	W2
Colorado State	3	4	.429	2-1	1-3	0-0	12	6	.600	7-2	4-4	1-0	4-6	L2
Fresno State	3	4	.429	2-1	1-3	0-0	10	10	.500	8-3	1-6	1-1	4-6	L2
Air Force	2	5	.286	1-2	1-3	0-0	9	11	.450	7-3	2-6	0-2	3-7	L3
San José State	1	5	.167	0-3	1-2	0-0	6	12	.333	3-4	3-7	0-1	2-8	L4
Utah State	0	8	.000	0-4	0-4	0-0	3	16	.158	2-8	1-8	0-0	0-10	L13

^ MW Regular Season Champions % MW Tournament Champion

MOUNTAIN WEST STATISTICS

TEAM	All	Conference
Rebounds/ Game	3rd (40.5)	T-4th (36.6)
Def. Rebounds/Game	3rd (29.1)	2nd (28.4)
Scoring Defense	3rd (61.7)	4th (65.0)
FG % Defense	3rd (.386)	5th (.405)
Rebounding Margin	4th (+2.3)	7th (-1.1)
Scoring Margin	5th (+3.7)	6th (+2.4)
3-Pt FG % Defense	5th (.310)	4th (.319)
3-Pt FG Made	5th (6.7)	T-5th (6.7)
Off. Rebounds/Game	6th (11.4)	9th (8.1)
Blocks per Game	6th (3.3)	6th (3.4)
Assist/Turnover Ratio	6th (0.9)	7th (1.0)
Scoring	6th (65.4)	4th (67.4)
Steals per Game	6th (7.5)	5th (7.4)
Assists per Game	7th (12.6)	8th (12.1)
FG %	8th (.388)	6th (.417)
3-PT FG %	9th (.288)	8th (.313)
Free Throw %	8th (.698)	9th (.714)

INDIVIDUAL	All	Conference
Scoring		
Nyah Wilson	10th (13.8)	4th (17.4)
Aniyah Augmon	11th (12.7)	7th (16.0)
Vianè Cumber	12th (12.3)	13th (12.9)
Paula Reus	16th (11.9)	T-16th (11.3)
Rebounding		
Charlotte Kohl	5th (7.4)	14th (5.6)
Vianè Cumber	12th (6.1)	T-5th (7.4)
Paula Reus	13th (6.0)	T-16th (5.3)
Aniyah Augmon	15th (5.6)	T-16th (5.3)
FG%		
Nyah Wilson	--	4th (.512)
Aniyah Augmon	--	7th (.475)
Vianè Cumber	--	12th (.380)
Free Throw %		
Nyah Wilson	5th (.765)	7th (.763)
Aniyah Augmon	11th (.667)	9th (.738)
3-Point FG %		
Vianè Cumber	3rd (.343)	3rd (.328)
3-Point FG Made		
Vianè Cumber	1st (2.8)	T-1st (2.7)
Steals		
Aniyah Augmon	1st (2.6)	1st (3.0)
Nyah Wilson	--	T-3rd (2.0)
Assists		
Aniyah Augmon	5th (4.1)	3rd (4.6)
Blocks		
Charlotte Kohl	2nd (1.9)	5th (1.6)
Minutes		
Vianè Cumber	2nd (34.8)	1st (37.4)
Aniyah Augmon	4th (33.4)	3rd (35.2)
Paula Reus	7th (32.6)	4th (35.0)
Nyah Wilson	13th (30.2)	8th (33.7)

2023-24 MW PLAYERS OF THE WEEK

PLAYER OF THE WEEK
CHARLOTTE KOHL - NOV. 20
ANIYAH AUGMON - JAN. 22

FRESHMAN OF THE WEEK
PARIS LAURO - DEC. 26

NCAA STATISTICS

TEAM	
Fouls Per Game	5th
Rebounds (Def.) Per Game	32nd
Turnovers Per Game	49th
3-Point Attempts Per Game	56th
Rebounds Per Game	63rd

INDIVIDUAL	
Aniyah Augmon	
Steals	25th
Steals Per Game	35th
Vianè Cumber	
3-Point Attempts	21st
3-Pointers Per Game	24th
3-Pointers	37th
Minutes Per Game	55th
Charlotte Kohl	
Blocks	30th
Blocks Per Game	39th
Rebounds	87th
Nyah Wilson	
Free Throws	45th
Free Throw Attempts	47th

GAME 21: NEW MEXICO AT AIR FORCE
SERIES HISTORY

AIR FORCE (48-4)
H: 24-1 A: 21-3 N: 3-0

UNM'S RECORD WHEN...

	Overall	In MW
Overall	14-6	5-2
At home	11-2	3-1
On the road	3-2	2-1
At neutral sites	0-2	0-0
After a win	8-5	2-2
After a loss	5-1	2-0
In overtime	1-0	0-0
vs. ranked opponents	1-1	1-0
Games decided by 1-4 points	4-0	2-0
Games decided by 5-9 points	4-2	2-2
Games decided by 10-19 points	4-4	1-0
Games decided by 20+ points	2-0	0-0
Leading after Q1	10-1	3-0
Trailing after Q1	4-5	2-2
Tied after Q1	0-0	0-0
Leading at half	10-0	2-0
Trailing at half	4-6	3-2
Tied at half	0-0	0-0
Leading after Q3	10-0	3-0
Trailing after Q3	4-6	2-2
Tied after Q3	0-0	0-0
Shooting 50% or better	2-0	2-0
Shooting between 40-49.9%	5-0	2-0
Shooting less than 40%	7-6	1-2
Opponent shoots 50% or better	0-1	0-0
Opponent shoots b/w 40-49.9%	5-3	3-1
Opponent shoots b/w 30-39.9%	7-2	2-1
Opponent shoots less than 30%	2-0	0-0
UNM higher FG%	12-0	4-0
Opponent higher FG%	2-6	1-2
FG% Tied	0-0	0-0
UNM outrebounds	8-2	1-1
Opponent outrebounds	6-3	4-1
Rebounds tied	0-1	0-0
UNM more made free throws	9-3	3-1
Opponent more made free throws	3-3	2-1
Made free throws tied	2-0	0-0
UNM 3FG% higher	8-0	5-0
Opponent 3FG% higher	6-6	0-2
3FG% tied	0-0	0-0
UNM has more fouls	5-2	1-1
Opponent has more fouls	9-4	4-1
Fouls are tied	0-0	0-0
UNM more turnovers	5-5	1-2
Opponent more turnovers	8-1	4-0
Turnovers tied	1-0	0-0
Scoring less than 50 points	0-1	0-0
Scoring 50-59 points	1-5	0-2
Scoring 60-69 points	7-0	3-0
Scoring 70-79 points	4-0	1-0
Scoring 80-89 points	2-0	1-0
Scoring 90-99 points	0-0	0-0
Scoring 100+ points	0-0	0-0
Allowing 40 points or less	0-0	0-0
Allowing 41-49 points	3-0	0-0
Allowing 50-59 points	5-1	1-0
Allowing 60-69 points	3-4	3-2
Allowing 70-79 points	3-1	1-0
Allowing 80-89 points	0-0	0-0
Allowing 90+ points	0-0	0-0
In November	5-2	0-0
In December	5-2	1-0
In January	4-2	4-2
In February	0-0	0-0
In March	0-0	0-0

1/2/92	L	61-41	A
12/5/92	W	76-61	H
12/1/95	W	63-60	H
1/15/98	W	77-42	A
2/12/98	W	91-45	H
1/15/00	W	72-53	A
2/12/00	W	84-42	H
1/13/01	W	68-44	A
2/10/01	W	65-52	H
1/12/02	W	64-43	A
2/7/02	W	78-48	H
1/18/03	W	93-57	H
2/15/03	W	71-40	A
1/17/04	W	65-43	A
2/14/04	W	79-31	H
3/10/04	W	63-50	N
1/15/05	W	72-58	H
2/10/05	W	77-69	A
1/21/06	W	59-54	A
2/22/06	W	79-53	H
1/18/07	W	60-46	H
2/17/07	W	57-47	A
1/19/08	W	75-45	A
2/20/08	W	79-40	H
1/10/09	W	73-39	A
2/11/09	W	79-33	H
3/10/09	W	84-41	N
1/20/10	W	62-42	H
2/20/10	W	65-46	A
2/2/11	W	64-59	H
3/5/11	W (OT)	73-70	A
1/31/12	W	67-44	H
2/29/12	L	52-47	A
2/6/13	W	72-67	A
3/9/13	W	65-59	H
3/4/14	W	76-62	A
1/14/15	W	70-47	A
2/4/15	W	69-46	H
1/27/16	W	63-33	A
2/20/16	W	58-36	H
2/8/17	W	81-64	H
12/28/17	W	88-59	A
2/10/18	W	57-49	H
1/2/19	W	57-78	H
1/11/20	W	75-53	A
2/24/20	L	66-79	H
2/23/21	W	80-66	A
2/24/21	L	75-73	A
3/8/21	W	67-51	N
2/9/22	W	72-57	H
1/1/23	W	70-58	H
2/23/23	W	70-65	A

2023-24 roster



Nahawa Diarra Berthe
G | 5-9 | JR.
Barcelona, Spain



Natalia Chavez
G | 5-10 | R-FR.
Cochiti Pueblo, N.M.



Nyah Wilson
G | 5-8 | JR.
Dallas, Texas



Gianna McManaman
PG | 5-7 | FR.
Chapel Hill, N.C.




Lara Langermann
G | 5-7 | FR.
Breckerfeld, Germany



Paris Lauro
F | 6-1 | FR.
Dallas, Texas



Aniyah Augmon
G | 5-8 | JR.
San José, Calif.




Hulda Joaquim
F | 6-1 | SR.
Maputo, Mozambique



Jaelyn Bates
PG | 5-7 | FR.
Albuquerque, N.M.



Mackenzie Curtis
G | 5-9 | SO.
Lakeside, Calif.



Charlotte Kohl
C | 6-5 | GR.
Giessen, Germany



Paula Reus
F | 6-1 | JR.
Palma de Mallorca,
Spain



Vianè Cumber
G | 5-10 | JR.
Albuquerque, N.M.



Mike Bradbury
Head Coach



Keith Freeman
Assoc. Head Coach



Nike McClure
Assistant Coach



Mackenzie Novak
Assistant Coach



Jaisa Nunn
Graduate Assistant



Hanna Hudson
Director of Operations



Isaiah Fernandez
Director of Player
Development

NUMERICAL

#	Name	Pos	Ht	Yr	Hometown (Previous School)
1	Nahawa Diarra Berthe	G	5-9	Jr.	Barcelona, Spain (Odessa College)
2	Natalia Chavez	G	5-10	RS-Fr.	Cochiti Pueblo, N.M. (Volcano Vista HS)
3	Nyah Wilson	G	5-8	Jr.	Dallas, Texas (Syracuse)
4	Gianna McManaman	PG	5-7	Fr.	Chapel Hill, N.C. (Northwood HS)
5	Lara Langermann	G	5-7	Fr.	Breckerfeld, Germany (Theodor-Heuss-Gymnasium Hagen)
10	Paris Lauro	F	6-1	Fr.	Dallas, Texas (Highland Park HS)
12	Aniyah Augmon	G	5-8	Jr.	San José, Calif. (Woodside Priory School)
14	Hulda Joaquim	F	6-1	Sr.	Maputo, Mozambique (Seward County CC)
15	Jaelyn Bates	PG	5-7	So.	Albuquerque, N.M. (Volcano Vista HS)
21	Mackenzie Curtis	G	5-10	RS-So.	Lakeside, Calif. (El Capitan HS)
22	Charlotte Kohl	C	6-5	Gr.	Giessen, Germany (Mississippi State)
30	Paula Reus	F	6-1	Jr.	Palma de Mallorca, Spain (IES Joaquim Blume)
33	Vianè Cumber	G	5-10	Jr.	Albuquerque, N.M. (Sandia HS)

ALPHABETICAL

#	Name	Pos	Ht	Yr	Hometown (Previous School)
12	Aniyah Augmon	G	5-8	Jr.	San José, Calif. (Woodside Priory School)
15	Jaelyn Bates	PG	5-7	So.	Albuquerque, N.M. (Volcano Vista HS)
2	Natalia Chavez	G	5-10	RS-Fr.	Cochiti Pueblo, N.M. (Volcano Vista HS)
33	Vianè Cumber	G	5-10	Jr.	Albuquerque, N.M. (Sandia HS)
21	Mackenzie Curtis	G	5-10	RS-So.	Lakeside, Calif. (El Capitan HS)
1	Nahawa Diarra Berthe	G	5-9	Jr.	Barcelona, Spain (Odessa College)
14	Hulda Joaquim	F	6-1	Sr.	Maputo, Mozambique (Seward County CC)
22	Charlotte Kohl	C	6-5	Gr.	Giessen, Germany (Mississippi State)
5	Lara Langermann	G	5-7	Fr.	Breckerfeld, Germany (Theodor-Heuss-Gymnasium Hagen)
10	Paris Lauro	F	6-1	Fr.	Dallas, Texas (Highland Park HS)
4	Gianna McManaman	PG	5-7	Fr.	Chapel Hill, N.C. (Northwood HS)
30	Paula Reus	F	6-1	Jr.	Palma de Mallorca, Spain (IES Joaquim Blume)
3	Nyah Wilson	G	5-8	Jr.	Dallas, Texas (Syracuse)

STAFF

Mike Bradbury	Head Coach
Keith Freeman	Associate Head Coach
Nike McClure	Assistant Coach
Mackenzie Novak	Assistant Coach
Jaissa Nunn	Graduate Assistant
Hanna Hudson	Director of Operations
Isaiah Fernandez	Director of Player Development
Leila Petewon	Assistant Director of Athletic Performance (WBB)
Lexi Smith	Associate Athletic Trainer (WBB)

pronunciation guide

audio pronunciations available online

NAHAWA DIARRA BERTHE	Na-HA-wa D-are-a Bear-TAY
NYAH Wilson	Neye-ah
LARA LANGERMANN	La-Rah Lane-GRR-man
PARIS LAURO	Loro (rhymes with Zorro)
HULDA JOAQUIM	Ulda JOY-key-m
PAULA REUS	Rey-OOSE (rhymes with goose)
VIANE Cumber	V-UH-nay

by eligibility

Seniors (2)

14 Hulda Joaquim	F
22 Charlotte Kohl (Gr.)	C

Juniors (5)

1 Nahawa Diarra Berthe	G
3 Nyah Wilson	G
12 Aniyah Augmon	G
30 Paula Reus	F
33 Vianè Cumber	G

Sophomores (2)

15 Jaelyn Bates	PG
21 Mackenzie Curtis (RS)	G

Freshmen (4 (1 Redshirt))

2 Natalia Chavez (RS)	G
4 Gianna McManaman	PG
5 Lara Langermann	G
10 Paris Lauro	F

home state

California (2)	
12 Aniyah Augmon	G
21 Mackenzie Curtis	G

North Carolina (1)

4 Gianna McManaman	PG
--------------------	----

New Mexico (3)

2 Natalia Chavez	G
15 Jaelyn Bates	PG
33 Vianè Cumber	G

Texas (2)

3 Nyah Wilson	G
10 Paris Lauro	F

international

1 Nahawa Diarra Berthe (Spain)	G
5 Lara Langermann (Germany)	G
14 Hulda Joaquim (Mozambique)	C
22 Charlotte Kohl (Germany)	F
30 Paula Reus (Spain)	F



MIKE BRADBURY

RECORD AT UNM: 155-84 (8TH SEASON)

CAREER RECORD: 333-201 (17TH SEASON)

NOTEWORTHY:

- Named the sixth head coach in program history on March 31, 2016
- 26 wins in 2021-22 tied for most wins in program history
- Led UNM to 25 wins in 2017-18; tied for second-most wins in program history
- Led UNM to 20+ wins in four seasons, and .500 or better in six
- Earned his 100th win at UNM on Nov. 30, 2021; only the second coach in program history to reach 100. Earned his 300th career win on Nov. 22, 2022 against Western N.M.

Mike Bradbury enters his eighth season as head coach for The University of New Mexico women's basketball team. In his previous seven seasons at the helm, Bradbury has guided the Lobos to a 141-78 (.644) and 77-45 (.631) in conference. Four times in his tenure (2017-18, 2018-19, 2021-22 and 2022-23) the Lobos eclipsed the 20-win mark, with the Lobos tying the program record for most wins in a single season with 26 in 2021-22. Further, the 25 wins in 2017-18 were tied for the second-most wins in program history. The consecutive 20-plus win seasons under Bradbury in 2017-18 and 2018-19 were the first for the program since the 2007-08 – 2008-09 seasons.

Additionally, Bradbury became just the second coach in UNM history to win 100 games with a win over Grambling on Nov. 30, 2021.

The Lobos have sustained success under Bradbury as historically, UNM has finished either first or second in the conference in scoring offense in the last six years (four times first). In Bradbury's time at UNM, the Lobos have finished with 15 or made three-pointers 11 times and hold the top-five spots in three-pointers per game in program history.

In the most recent season, UNM finished 15th in the NCAA in made three-pointers per game at 8.5 per game, with 12 games with double-digit three-pointers. Of the 12 games, UNM made 18 (against South Carolina State) and three games with 16 (twice against Utah State and at Fresno State).

During the 2021-22 season, the program established several program records. UNM set the program record in made three-pointers (346), a program-best 171 made three-pointers in conference season, as well as a pro-

gram-record 596 assists on the season and 292 in conference games. In addition, the Lobos made a program-high 523 field goals in conference and scored the most points in conference in program history with 1,413 points. On Jan. 6 at Utah State, the Lobos set the program record and the MW record in made three-pointers in a game with 21, and three games later made 19 three-pointers for the second most in a game in program history. The Lobos also went on a nine-game win streak, the second longest in program history.

New Mexico ranked in the top 10 in the NCAA in made three-pointers (third), made three-pointers per game (fifth, 9.6 per game) and in assists (10th). In total, UNM ranked in the top 30 in nine categories, including scoring offense (14th, 76.7 points per game), assists per game (16th, 16.6 per game), assist/turnover ratio (18th, 1.21), field-goal percentage (19th, 45.1 percent), blocked shots (25th, 147) and three-point field-goal percentage (30th, 35.1 percent).



UNM added six postseason Mountain West honors with a conference-high three all-conference players in Antonia Anderson, Shaiquel McGruder and Jaedyn De La Cerda, an honorable mention in LaTora Duff, an all-defensive player in McGruder and an all-freshman in Paula Reus. The Lobos have had 12 conference selections in the last two seasons.

Further, five Lobos finished the 2021-22 season averaging double figures in points per game.

In the 2020-21 season, Bradbury led the Lobos to a Mountain West regular season championship, the first outright in program history and the first regular season title since the 2004-05 season. In addition, the Lobos were selected for the WNIT for the third

time in four years.

The Lobos produced one of the most prolific offenses not only in the conference, but in the country, finishing among the top 25 in several categories. Among them, UNM finished fourth in the NCAA in made three-pointers per game (10.2), sixth in assist-turnover ratio (1.40), ninth in scoring offense (81.2 points per game), 14th in fewest turnovers per game (12.0) and assists per game (16.8) and 22nd in scoring margin (12.7). The Lobos led the Mountain West in scoring offense, scoring margin, assists per game, turnover margin, assist-turnover ratio and made three-pointers as well as second in field-goal percentage and steals per game.

UNM set a program record in scoring with 120 points against Arkansas-Pine Bluff on Dec. 17, 2020 and in the process, made 17 three-pointers, falling just one short of tying the program record. Further, the Lobos registered 90-plus points in five games and 80-plus points in 11 of the 20 games on the season.

Four Lobos finished the 2020-21 season averaging double figures in points per game with six players finishing in double figures in scoring in two games (the only times it has been accomplished in program history), five players in five games and four in seven games.

As a result of UNM's successful season, five players were named to the All-Mountain West Team with LaTascya Duff also earning the superlative of Sixth Person of the Year. Duff was just the second Lobo to win the sixth person award. Making the all-conference team for the first time were Duff, Jaedyn De La Cerda and Antonia Anderson, as well as Shaiquel McGruder earning all-defensive and Ahlise Hurst earning the honorable mention distinction.

In his time at UNM, Bradbury has coached 13 All-Mountain West performers with Cherise Beynon, Jayla Everett, Jaisa Nunn, Aisia Robertson and Richelle van der Keijl joining De La Cerda, Duff, McGruder, Hurst and Anderson in making the All-Mountain West Team. Tesha Buck, Mykiel Burleson and Nike McClure have also earned MW recognition with Buck being the 2017-18 Newcomer of the Year, Burleson being named to the All-Freshman team in 2016-17 and McClure landing on the All-Defensive team in 2018-19.

In terms of major individual awards, Bradbury has coached the league's Newcomer of the Year each of his first three seasons in charge of the Lobos with van der Keijl earning the award in 2016-17, Buck in 2017-18 and Robertson in 2018-19. Additionally, Bradbury has coached the MW Player of the Year in Nunn (2018-19) and the Freshman of the Year in Everett (2018-19) as well as Sixth Person of the Year in Duff (2020-21).

CAREER HEAD COACHING YEAR-BY-YEAR

2007-08	11-19 (9-11)	Morehead State
2008-09	17-14 (11-7)	Morehead State
2009-10	22-11 (14-4)	Morehead State
2010-11	20-13 (11-7)	Wright State
2011-12	21-13 (12-6)	Wright State
2012-13	12-18 (6-10)	Wright State
2013-14	26-9 (12-4)	Wright State
2014-15	25-9 (12-4)	Wright State
2015-16	24-11 (12-6)	Wright State
2016-17	15-15 (10-8)	New Mexico
2017-18	25-11 (10-8)	New Mexico
2018-19	24-7 (14-4)	New Mexico
2019-20	15-17 (6-12)	New Mexico
2020-21	15-5 (11-3)	New Mexico
2021-22	26-10 (14-4)	New Mexico
2022-23	21-13 (12-6)	New Mexico
2023-24	14-6 (5-2)	New Mexico
Total	333-201 (181-106)	

EDUCATION

UT-Chattanooga - B.S. Recreation (1993)

COACHING EXPERIENCE

1991-93	Student Assistant	Chattanooga
1993-94	Assistant Coach	Chattanooga
1994-95	Assistant Coach	East Tennessee
1995-96	Assistant Coach	VCU
1996-02	Assistant Coach	Cincinnati
2002-07	Assistant Coach	Xavier
2007-10	Head Coach	Morehead State
2010-16	Head Coach	Wright State
2016-pres.	Head Coach	New Mexico

HEAD COACHING RECORD

2007-10	Morehead State	50-44 (.532)
2010-16	Wright State	128-73 (.637)
2016-pres.	New Mexico	155-84 (.649)
17 years		333-201 (.624)

RANKED OPPONENTS

#16 Marquette	11/13/17	W, 88-87
#23 West Virginia	11/29/19	L, 73-60
#6 Arizona	12/12/21	L, 77-60
#14 Arizona	12/4/22	L, 77-60
#20 Gonzaga	12/22/23	L, 67-56
#25 UNLV	1/20/24	W, 69-66

ALL-TIME SERIES UNDER COACH BRADBURY

OPPONENT	Series	H	A	N
Abilene Christian	1-0	1-0		
Air Force	10-2	5-1	4-1	1-0
Arizona	0-2	0-1	0-1	
Arkansas-Pine Bluff	1-0		1-0	
Arizona State	0-2	0-1	0-1	
Auburn	0-1	0-1		
Ball State	0-1	0-1		
Boise State	5-8	4-2	1-5	0-1
California Baptist	0-1			0-1
Colorado State	9-6	7-1	2-4	0-1
Denver	0-1	0-1		
Eastern Illinois	1-0	1-0		
Fairleigh Dickinson	1-0	1-0		
Fresno State	9-6	5-1	3-3	1-2
Georgia Tech	0-1			0-1
Gonzaga	0-1		0-1	
Grambling State	1-0	1-0		
Grand Canyon	1-0	1-0		
Hampton	1-0	1-0		
Hartford	1-0	1-0		
Houston	3-1	2-0	1-1	
Houston Baptist	1-0	1-0		
Illinois	1-0	1-0		
Lamar	2-0	2-0		
Louisiana-Monroe	1-0			1-0
Loyola Marymount	0-1	0-1		
Marquette	1-1	1-0	0-1	
Midwestern State	1-0		1-0	
Minnesota	0-1	0-1		
Mississippi State	0-1			0-1
Mississippi Valley State	1-0	1-0		
Missouri	1-0			1-0
Montana State	0-1			0-1
Navy	1-0	1-0		
Nevada	11-3	5-0	6-2	0-1
New Mexico State	11-2	7-0	4-2	
Nicholls	1-0		1-0	
Northern Arizona	3-0	2-0	1-0	
Northern New Mexico	4-0	4-0		
Oklahoma	1-1	1-0	0-1	
Old Dominion	1-0			1-0
Oregon State	0-1		0-1	
Pepperdine	1-0		1-0	
Prairie View A&M	1-0	1-0		
Providence	1-0	1-0		
Rice	1-0	1-0		
Sacramento State	1-0	1-0		
Saint Mary's	1-0	1-0		
Sam Houston State	1-0		1-0	
San Diego	1-0	1-0		
San Diego State	8-8	4-1	3-5	1-2
San Jose State	8-3	4-1	3-2	1-0
SMU	1-0	1-0		
South Carolina State	1-0	1-0		
Southern Utah	0-2	0-1	0-1	
St. Joseph's	0-1	0-1		
Stephen F. Austin	1-1	1-0		0-1
Tarleton State	1-0	1-0		
TCU	0-1	0-1		
Texas A&M-Commerce	2-0	1-0	1-0	
Texas State	1-0	1-0		
Texas Southern	1-0	1-0		
Texas Tech	1-2	1-0	0-1	0-1
Tulsa	0-1	0-1		
UC Irvine	1-0	1-0		
UC Riverside	1-0	1-0		
UNLV	5-10	2-4	3-6	
Utah State	14-0	6-0	8-0	
UTEP	5-0	4-0	1-0	
Washington	0-1		0-1	
West Virginia	0-1			0-1
Western Michigan	1-0	1-0		
Western New Mexico	2-0	2-0		
Wichita State	1-0	1-0		
Wyoming	6-8	3-4	3-3	0-1
	155-84	99-26	49-43	7-15

#1

NAHAWA DIARRA BERTHE

G | 5-9 | JR | Barcelona, Spain (Odessa College)



PPG	FG %	3PT %	FT %	RPG	APG	SPG	BPG	MPG
1.4	.229	.000	.667	1.4	1.2	0.6	0.0	10.5

NOTEWORTHY

- » First season at the DI level after spending past two seasons at Odessa
- » Started all 25 games for the Wranglers last season, averaging 29.6 minutes per game, 10.8 points per game, 4.2 rebounds per game, 2.6 assists per game and 2.3 steals per game
- » Scored in double figures in 16 games and recorded five or more rebounds in nine games

GAME-BY-GAME STATISTICS

Opponent	Date	GS	MIN	Total		3-Pointers		Free throws		Rebounds				PF	A	TO	BLK	STL	PTS	AVG
				FG-FGA	PCT	3FG-3FGA	PCT	FT-FTA	PCT	OFF	DEF	TOT	AVG							
Texas Southern	11/06/2023		08:14	0-2	.000	0-0	.000	0-0	.000	1	1	2	2.0	0	2	2	0	0	0	0.0
Tex. A&M-Commerce	11/15/2023		13:03	0-3	.000	0-1	.000	0-0	.000	0	0	0	1.0	2	1	0	0	1	0	0.0
vs Montana St.	11/23/2023		11:09	0-2	.000	0-1	.000	0-2	.000	0	1	1	1.0	0	1	0	0	1	0	0.0
vs Georgia Tech	11/24/2023		18:41	3-5	.600	0-0	.000	0-0	.000	1	3	4	1.8	2	0	2	0	0	6	1.5
Eastern Ill.	11/28/2023		04:16	0-2	.000	0-2	.000	0-0	.000	0	0	0	1.4	1	0	0	0	0	0	1.2
New Mexico St.	12/02/2023		11:30	1-2	.500	0-1	.000	2-2	1.000	1	1	2	1.5	1	0	2	0	0	4	1.7
Mississippi Val.	12/04/2023		21:03	2-6	.333	0-3	.000	0-0	.000	1	1	2	1.6	0	4	0	0	2	4	2.0
Southern Utah	12/07/2023		08:07	0-1	.000	0-0	.000	0-0	.000	0	0	0	1.4	1	1	1	0	1	0	1.8
Hampton	12/10/2023		05:35	1-2	.500	0-0	.000	0-0	.000	0	1	1	1.3	0	1	0	0	0	2	1.8
Western N.M.	12/17/2023	*	23:18	0-3	.000	0-0	.000	2-2	1.000	2	1	3	1.5	1	5	3	0	4	2	1.8
at Gonzaga	12/22/2023		05:52	1-4	.250	0-2	.000	0-0	.000	0	1	1	1.5	0	0	0	0	0	2	1.8
at Nevada	12/30/2023		02:50	0-0	.000	0-0	.000	0-0	.000	0	0	0	1.3	0	2	0	0	0	0	1.7
Boise St.	01/06/2024		06:46	0-3	.000	0-2	.000	0-0	.000	0	0	0	1.2	0	0	0	0	0	0	1.5
at Colorado St.	01/13/2024		06:09	0-0	.000	0-0	.000	0-0	.000	1	2	3	1.4	0	0	0	0	0	0	1.4
Totals		1	146:33	8-35	.229	0-12	.000	4-6	.667	7	12	19	1.4	8	17	10	0	9	20	1.4

TOP PERFORMANCES

Points	Season	6, Georgia Tech (11/24)
	MW	
	Career	6, Georgia Tech (11/24)
FGM	Season	3, Georgia Tech (11/24)
	MW	
	Career	3, Georgia Tech (11/24)
FGA	Season	6, Mississippi Valley (12/4)
	MW	3, Boise State (1/6)
	Career	6, Mississippi Valley (12/4)
3PT FGM	Season	
	MW	
	Career	
3PT FGA	Season	3, Mississippi Valley (12/4)
	MW	2, Boise State (1/6)
	Career	3, Mississippi Valley (12/4)
FTM	Season	2, 2x
	MW	
	Career	2, 2x
FTA	Season	2, 3x
	MW	
	Career	2, 3x
Reb.	Season	4, Georgia Tech (11/24)
	MW	3, Colorado State (1/13)
	Career	4, Georgia Tech (11/24)
Asts.	Season	5, Western N.M. (12/17)
	MW	2, Nevada (12/30)
	Career	5, Western N.M. (12/17)
Blocks	Season	
	MW	
	Career	
Steals	Season	4, Western N.M. (12/17)
	MW	
	Career	4, Western N.M. (12/17)
TO	Season	0, 9x
	MW	0, 3x
	Career	0, 9x
Min.	Season	23, Western N.M. (12/17)
	MW	6, Boise State (1/6)
	Career	23, Western N.M. (12/17)

PRODUCTION TRACKER

2023-24 Career

Double-Double
Scored 10+ pts
Scored 20+ pts
10+ reb
3+ 3-pt

CAREER STATISTICS

				Field Goals		3-Point		F-Throws		Rebounds				Scoring						
SEASON	TEAM	GP-GS	MIN/AVG	FG-FGA	FG%	3FG-3FGA	3FG%	FT-FTA	FT%	OFF	DEF	TOT	AVG	PF-FO	A	TO	BLK	STL	PTS	AVG
2023-24	UNM	14-1	147/10.5	8-35	.229	0-12	.000	4-6	.667	7	12	19	1.4	8-0	17	10	0	9	20	1.4
TOTAL		14-1	147/10.5	8-35	.229	0-12	.000	4-6	.667	7	12	19	1.4	8-0	17	10	0	9	20	1.4



NATALIA CHAVEZ

G | 5-10 | R-FR | Cochiti Pueblo, N.M. (Volcano Vista HS)



PPG	FG %	3PT %	FT %	RPG	APG	SPG	BPG	MPG
1.3	.235	.154	--	1.0	0.4	0.4	0.0	7.1

NOTEWORTHY

- REDSHIRTED LAST SEASON
- » Named the 1-5A District Player of the Year in 2019-20 and 2020-21, while also earning first team all-state and first team all-metro during that time span
 - » Reached the 1,000-point career milestone in 2021
 - » Was up for an ESPY award for her game-winning half-court shot to win the 5A title
 - »Majoring in business administration

GAME-BY-GAME STATISTICS

Opponent	Date	GS	MIN	Total		3-Pointers		Free throws		Rebounds										
				FG-FGA	PCT	3FG-3FGA	PCT	FT-FTA	PCT	OFF	DEF	TOT	AVG	PF	A	TO	BLK	STL	PTS	AVG
Texas Southern	11/06/2023		03:02	0-1	.000	0-1	.000	0-0	.000	0	0	0	0.0	0	0	0	0	0	0	0.0
Tex. A&M-Commerce	11/15/2023		04:46	0-0	.000	0-0	.000	0-0	.000	0	0	0	0.0	0	0	0	0	0	0	0.0
vs Montana St.	11/23/2023		03:12	0-1	.000	0-1	.000	0-0	.000	0	0	0	0.0	0	1	1	0	0	0	0.0
New Mexico St.	12/02/2023		06:40	0-0	.000	0-0	.000	0-0	.000	0	0	0	0.0	0	0	0	0	1	0	0.0
Mississippi Val.	12/04/2023		05:55	0-1	.000	0-1	.000	0-0	.000	0	0	0	0.0	0	1	1	0	0	0	0.0
Southern Utah	12/07/2023		10:00	0-3	.000	0-2	.000	0-0	.000	0	3	3	0.5	0	0	0	0	0	0	0.0
Hampton	12/10/2023		08:56	1-4	.250	1-4	.250	0-0	.000	0	3	3	0.9	2	0	0	0	0	3	0.4
Western N.M.	12/17/2023		14:01	3-7	.429	1-4	.250	0-0	.000	0	2	2	1.0	0	1	3	0	2	7	1.3
Totals			0 56:32	4-17	.235	2-13	.154	0-0	.000	0	8	8	1.0	2	3	5	0	3	10	1.3

TOP PERFORMANCES

Points	Season	7, Western N.M. (12/17)
	MW	
	Career	7, Western N.M. (12/17)
FGM	Season	3, Western N.M. (12/17)
	MW	
	Career	3, Western N.M. (12/17)
FGA	Season	7, Western N.M. (12/17)
	MW	
	Career	7, Western N.M. (12/17)
3PT FGM	Season	1, 2x
	MW	
	Career	1, 2x
3PT FGA	Season	4, 2x
	MW	
	Career	4, 2x
FTM	Season	
	MW	
	Career	
FTA	Season	
	MW	
	Career	
Reb.	Season	3, 2x
	MW	
	Career	3, 2x
Asts.	Season	1, 3x
	MW	
	Career	1, 3x
Blocks	Season	
	MW	
	Career	
Steals	Season	2, Western N.M. (12/17)
	MW	
	Career	2, Western N.M. (12/17)
TO	Season	0, 5x
	MW	
	Career	0, 5x
Min.	Season	14, Western N.M. (12/17)
	MW	
	Career	14, Western N.M. (12/17)

PRODUCTION TRACKER

2023-24 Career

- Double-Double
- Scored 10+ pts
- Scored 20+ pts
- 10+ reb
- 3+ 3-pt

CAREER STATISTICS

				Field Goals		3-Point		F-Throws		Rebounds										Scoring	
SEASON	TEAM	GP-GS	MIN/AVG	FG-FGA	FG%	3FG-3FGA	3FG%	FT-FTA	FT%	OFF	DEF	TOT	AVG	PF-FO	A	TO	BLK	STL	PTS	AVG	
2023-24	UNM	8-0	57/7.1	4-17	.235	2-13	.154	0-0	.000	0	8	8	1.0	2-0	3	5	0	3	10	1.3	
TOTAL		8-0	57/7.1	4-17	.235	2-13	.154	0-0	.000	0	8	8	1.0	2-0	3	5	0	3	10	1.3	

#3

NYAH WILSON

G | 5-8 | JR | Dallas, Texas (Syracuse)



PPG	FG %	3PT %	FT %	RPG	APG	SPG	BPG	MPG
13.8	.397	.333	.765	4.2	1.4	1.3	0.1	30.2

NOTEWORTHY

- » Team-high 6 games scoring 20+ points, 14 games 10+ points including last 7 games
- » Multiple steals in 5 of last 6 games
- » UNM is 11-3 when Wilson reaches double figures
- » In conference games: 4th in MW in scoring (averaging 17.4 ppg) and in FG% (51.2). Tied for 3rd in steals per game with 2.0
- » Appeared in 20 games as a sophomore and 20 games with one start as a freshman at Syracuse
- » Graduated from Duncanville High School and was a four-star recruit by ESPN HoopGurlz, a McDonald's All-America nominee and was on the Terrific 25 rankings as a sophomore
- » Liberal arts major

GAME-BY-GAME STATISTICS

Opponent	Date	GS	MIN	Total		3-Pointers		Free throws		Rebounds				PF	A	TO	BLK	STL	PTS	AVG
				FG-FGA	PCT	3FG-3FGA	PCT	FT-FTA	PCT	OFF	DEF	TOT	AVG							
Texas Southern	11/06/2023	*	32:08	5-8	.625	4-4	1.000	6-7	.857	1	3	4	4.0	2	3	3	0	1	20	20.0
at Pepperdine	11/09/2023	*	29:20	3-10	.300	0-2	.000	2-2	1.000	0	3	3	3.5	4	2	1	0	0	8	14.0
Tarleton St.	11/12/2023	*	33:25	4-11	.364	0-1	.000	8-9	.889	0	9	9	5.3	1	2	1	0	0	16	14.7
Tex. A&M-Commerce	11/15/2023	*	27:42	9-13	.692	1-1	1.000	3-7	.429	0	2	2	4.5	3	0	5	0	0	22	16.5
vs Montana St.	11/23/2023	*	20:43	2-9	.222	0-2	.000	2-3	.667	1	1	2	4.0	4	1	0	0	2	6	14.4
vs Georgia Tech	11/24/2023	*	34:56	4-16	.250	0-3	.000	9-10	.900	0	3	3	3.8	2	0	1	0	1	17	14.8
Eastern Ill.	11/28/2023	*	40:08	7-20	.350	1-5	.200	6-6	1.000	3	4	7	4.3	2	1	2	0	1	21	15.7
New Mexico St.	12/02/2023	*	24:19	5-15	.333	1-2	.500	2-3	.667	1	2	3	4.1	4	0	3	0	1	13	15.4
Mississippi Val.	12/04/2023	*	29:58	5-16	.313	3-9	.333	1-2	.500	1	4	5	4.2	1	2	3	0	1	14	15.2
Southern Utah	12/07/2023	*	31:35	2-13	.154	0-2	.000	1-2	.500	5	6	11	4.9	1	2	2	0	1	5	14.2
Hampton	12/10/2023	*	10:19	0-3	.000	0-2	.000	0-0	.000	0	2	2	4.6	3	0	1	0	0	0	12.9
Western N.M.	12/17/2023	*	21:18	0-4	.000	0-1	.000	5-8	.625	1	3	4	4.6	1	0	1	0	2	5	12.3
at Gonzaga	12/22/2023	*	33:20	3-10	.300	0-1	.000	1-1	1.000	2	3	5	4.6	3	0	3	0	2	7	11.8
at Nevada	12/30/2023	*	35:05	6-12	.500	0-0	.000	9-12	.750	1	7	8	4.9	1	3	2	1	0	21	12.5
Boise St.	01/06/2024	*	32:45	4-8	.500	3-4	.750	0-0	.000	0	2	2	4.7	4	2	3	0	2	11	12.4
Utah St.	01/10/2024	*	30:11	6-12	.500	2-4	.500	2-2	1.000	0	0	0	4.4	3	3	0	0	3	16	12.6
at Colorado St.	01/13/2024	*	35:37	7-11	.636	1-2	.500	2-4	.500	1	3	4	4.4	4	2	5	0	2	17	12.9
Wyoming	01/17/2024	*	37:16	8-12	.667	1-2	.500	6-8	.750	0	3	3	4.3	1	2	3	1	4	23	13.4
at UNLV	01/20/2024	*	31:43	5-16	.313	0-3	.000	0-0	.000	1	1	2	4.2	2	1	0	0	2	10	13.3
Fresno St.	01/24/2024	*	32:54	7-13	.538	0-1	.000	10-12	.833	1	3	4	4.2	2	2	0	0	1	24	13.8
Totals			20 604:41	92-232	.397	17-51	.333	75-98	.765	19	64	83	4.2	48	28	39	2	26	276	13.8

CAREER STATISTICS

				Field Goals		3-Point		F-Throws		Rebounds				Scoring						
SEASON	TEAM	GP-GS	MIN/AVG	FG-FGA	FG%	3FG-3FGA	3FG%	FT-FTA	FT%	OFF	DEF	TOT	AVG	PF-FO	A	TO	BLK	STL	PTS	AVG
2021-22	SU	20-1	179/9.0	16-46	.348	1-9	.111	3-9	.333	3	9	12	0.6	16-0	16	13	0	7	36	1.8
2022-23	SU	20-0	115/5.7	12-22	.545	0-2	.000	8-11	.727	4	12	16	0.8	12-0	8	9	0	7	32	1.6
2023-24	UNM	20-20	605/30.2	92-232	.397	17-51	.333	75-98	.765	19	64	83	4.2	48-0	28	39	2	26	276	13.8
TOTAL FOR UNM		20-20	605/30.2	92-232	.397	17-51	.333	75-98	.765	19	64	83	4.2	48-0	28	39	2	26	276	13.8
TOTAL		60-21	899/15.0	120-300	.400	18-62	.290	86-118	.729	26	85	111	1.9	76-0	52	61	2	40	344	5.7

TOP PERFORMANCES

Points	Season	24, Fresno State (1/24)
	MW	24, Fresno State (1/24)
	Career	24, Fresno State (1/24)
FGM	Season	9, Texas A&M-Com. (11/15)
	MW	8, Wyoming (1/17)
	Career	9, Texas A&M-Com. (11/15)
FGA	Season	20, Eastern Illinois (11/28)
	MW	16, UNLV (1/20)
	Career	20, Eastern Illinois (11/28)
3PT FGM	Season	4, Texas Southern (11/6)
	MW	3, Boise State (1/6)
	Career	4, Texas Southern (11/6)
3PT FGA	Season	9, Mississippi Valley (12/4)
	MW	4, 2x
	Career	9, Mississippi Valley (12/4)
FTM	Season	10, Fresno State (1/24)
	MW	10, Fresno State (1/24)
	Career	10, Fresno State (1/24)
FTA	Season	12, 2x
	MW	12, 2x
	Career	12, 2x
Reb.	Season	11, Southern Utah (12/7)
	MW	8, Nevada (12/30)
	Career	11, Southern Utah (12/7)
Asts.	Season	3, 3x
	MW	3, 2x
	Career	4, Cornell (12/8/21)
Blocks	Season	1, 2x
	MW	1, 2x
	Career	1, 2x
Steals	Season	4, Wyoming (1/17)
	MW	4, Wyoming (1/17)
	Career	4, Wyoming (1/17)
TO	Season	0, 4x
	MW	0, 3x
	Career	0, 30x
Min.	Season	40, Eastern Illinois (11/28)
	MW	37, Wyoming (1/17)
	Career	40, Eastern Illinois (11/28)

PRODUCTION TRACKER

2023-24 Career

Double-Double		
Scored 10+ pts	14	14
Scored 20+ pts	6	6
10+ reb	1	1
3+ 3-pt	3	3

#4

GIANNA MCMANAMAN

PG | 5-7 | FR | Chapel Hill, N.C. (Northwood HS)



PPG	FG %	3PT %	FT %	RPG	APG	SPG	BPG	MPG
--	--	--	--	--	--	--	--	--

NOTEWORTHY

- » Won conference championships in 2019-20, 2020-21 and 2021-22 and won a state championship in 2021-22
- » Averaged 12 ppg, 5 apg, 4 rpg and shot 43 percent from three-point range in high school
- » Is the fourth member of her family to attend UNM, joining her mother (Lia McManaman), grandfather (Robert Sanchez), grandmother (Bonnie Sanchez)
- » Majoring in exercise science

GAME-BY-GAME STATISTICS

TOP PERFORMANCES

Points	Season MW Career
FGM	Season MW Career
FGA	Season MW Career
3PT FGM	Season MW Career
3PT FGA	Season MW Career
FTM	Season MW Career
FTA	Season MW Career
Reb.	Season MW Career
Asts.	Season MW Career
Blocks	Season MW Career
Steals	Season MW Career
TO	Season MW Career
Min.	Season MW Career

PRODUCTION TRACKER

2023-24 Career

- Double-Double
- Scored 10+ pts
- Scored 20+ pts
- 10+ reb
- 3+ 3-pt

CAREER STATISTICS

#5

LARA LANGERMANN

G | 5-7 | FR | Breckerfeld, Germany (Theodor-Heuss-Gymnasium Hagen)



PPG	FG %	3PT %	FT %	RPG	APG	SPG	BPG	MPG
2.1	.255	.179	.750	1.4	1.0	0.2	0.0	17.2

NOTEWORTHY

- » Recently played for the U18 and U20 German National Team over the summer.
- » Played for VfL Viactiv AstroLadies Bochum, a Division 2 team in the Damen Basketballbundesliga, the BasketGirls Ruhr in the Weibliche Nachwuchsbundesliga (WNBL), a first German under 18 league, and for VfL Viactiv AstroLadies Bochum in the Damen Basketballbundesliga, as well as Herner TC.
- » Majoring in exercise science

TOP PERFORMANCES

Points	Season	9, Pepperdine (11/9)
	MW	3, Utah State (1/10)
	Career	9, Pepperdine (11/9)
FGM	Season	3, Pepperdine (11/9)
	MW	1, 3x
	Career	3, Pepperdine (11/9)
FGA	Season	7, 2x
	MW	4, Utah State (1/10)
	Career	7, 2x
3PT FGM	Season	2, 2x
	MW	1, Utah State (1/10)
	Career	2, 2x
3PT FGA	Season	6, Mississippi Valley (12/4)
	MW	4, Utah State (1/10)
	Career	6, Mississippi Valley (12/4)
FTM	Season	2, 2x
	MW	2, Fresno State (1/24)
	Career	2, 2x
FTA	Season	3, Pepperdine (11/9)
	MW	2, Fresno State (1/24)
	Career	3, Pepperdine (11/9)
Reb.	Season	4, UNLV (1/20)
	MW	4, UNLV (1/20)
	Career	4, UNLV (1/20)
Asts.	Season	3, Mississippi Valley (12/4)
	MW	2, Fresno State (1/24)
	Career	3, Mississippi Valley (12/4)
Blocks	Season	
	MW	
	Career	
Steals	Season	1, 3x
	MW	
	Career	1, 3x
TO	Season	0, 9x
	MW	0, 3x
	Career	0, 9x
Min.	Season	32, New Mexico St. (12/2)
	MW	15, Utah State (1/10)
	Career	32, New Mexico St. (12/2)

GAME-BY-GAME STATISTICS

Opponent	Date	GS	MIN	Total		3-Pointers		Free throws		Rebounds										
				FG-FGA	PCT	3FG-3FGA	PCT	FT-FTA	PCT	OFF	DEF	TOT	AVG	PF	A	TO	BLK	STL	PTS	AVG
Texas Southern	11/06/2023		12:36	0-1	.000	0-1	.000	0-0	.000	0	1	1	1.0	1	0	3	0	1	0	0.0
at Pepperdine	11/09/2023		22:29	3-6	.500	2-4	.500	1-3	.333	0	3	3	2.0	1	2	0	0	1	9	4.5
Tarleton St.	11/12/2023		19:02	0-3	.000	0-2	.000	0-0	.000	1	1	2	2.0	1	0	0	0	0	0	3.0
Tex. A&M-Commerce	11/15/2023		14:53	1-2	.500	1-1	1.000	0-0	.000	0	1	1	1.8	3	1	3	0	0	3	3.0
vs Montana St.	11/23/2023		24:12	1-6	.167	0-5	.000	1-1	1.000	0	1	1	1.6	0	1	2	0	0	3	3.0
vs Georgia Tech	11/24/2023		00:35	0-0	.000	0-0	.000	0-0	.000	0	0	0	1.3	0	0	0	0	0	0	2.5
Eastern Ill.	11/28/2023		06:44	0-0	.000	0-0	.000	0-0	.000	0	0	0	1.1	0	0	0	0	0	0	2.1
New Mexico St.	12/02/2023		32:18	2-7	.286	2-5	.400	0-0	.000	0	2	2	1.3	1	1	0	0	0	6	2.6
Mississippi Val.	12/04/2023	*	31:11	1-7	.143	0-6	.000	0-0	.000	0	3	3	1.4	2	3	1	0	1	2	2.6
Southern Utah	12/07/2023	*	30:38	1-4	.250	0-0	.000	0-0	.000	0	3	3	1.6	4	2	1	0	0	2	2.5
Hampton	12/10/2023	*	29:09	2-4	.500	1-3	.333	0-0	.000	0	2	2	1.6	4	2	3	0	0	5	2.7
Western N.M.	12/17/2023		15:28	0-1	.000	0-1	.000	2-2	1.000	0	1	1	1.6	1	2	0	0	0	2	2.7
at Gonzaga	12/22/2023		20:14	0-5	.000	0-4	.000	0-0	.000	0	1	1	1.5	0	0	1	0	0	0	2.5
at Nevada	12/30/2023		12:23	1-1	1.000	0-0	.000	0-0	.000	0	0	0	1.4	0	0	0	0	0	2	2.4
Boise St.	01/06/2024		11:20	0-1	.000	0-1	.000	0-0	.000	0	1	1	1.4	0	1	1	0	0	0	2.3
Utah St.	01/10/2024		15:30	1-4	.250	1-4	.250	0-0	.000	0	1	1	1.4	1	0	2	0	0	3	2.3
at Colorado St.	01/13/2024		06:37	0-1	.000	0-1	.000	0-0	.000	1	0	1	1.4	0	0	0	0	0	0	2.2
Wyoming	01/17/2024		10:10	0-0	.000	0-0	.000	0-0	.000	0	0	0	1.3	1	1	1	0	0	0	2.1
at UNLV	01/20/2024		14:47	1-2	.500	0-1	.000	0-0	.000	0	4	4	1.4	2	1	1	0	0	2	2.1
Fresno St.	01/24/2024		13:42	0-0	.000	0-0	.000	2-2	1.000	0	1	1	1.4	2	2	0	0	0	2	2.1
Totals		3	343:58	14-55	.255	7-39	.179	6-8	.750	2	26	28	1.4	24	19	19	0	3	41	2.1

CAREER STATISTICS

				Field Goals		3-Point		F-Throws		Rebounds											Scoring	
SEASON	TEAM	GP-GS	MIN/AVG	FG-FGA	FG%	3FG-3FGA	3FG%	FT-FTA	FT%	OFF	DEF	TOT	AVG	PF-FO	A	TO	BLK	STL	PTS	AVG		
2023-24	UNM	20-3	344/17.2	14-55	.255	7-39	.179	6-8	.750	2	26	28	1.4	24-0	19	19	0	3	41	2.1		
TOTAL		20-3	344/17.2	14-55	.255	7-39	.179	6-8	.750	2	26	28	1.4	24-0	19	19	0	3	41	2.1		

PRODUCTION TRACKER

2023-24 Career

Double-Double
Scored 10+ pts
Scored 20+ pts
10+ reb
3+ 3-pt

#10

PARIS LAURO

F | 6-1 | FR | Dallas, Texas (Highland Park HS)



PPG	FG %	3PT %	FT %	RPG	APG	SPG	BPG	MPG
3.1	.472	.429	.500	1.5	0.1	0.1	0.2	8.4

NOTEWORTHY

- » Named MW Freshman of the Week on Dec. 26
- » Averaged 17.3 ppg, 8.3 rpg, 2.0 bpg her junior season and 23.6 ppg, 8.0 rpg and 1.8 bpg and was named the District 7-6A Most Valuable Player her senior season.
- » Named to the TABC 5A All-Region Team, named Offensive Player of the Year for District 13-5A and earned academic all-district her junior year
- » Majoring in exercise science

GAME-BY-GAME STATISTICS

Opponent	Date	GS	MIN	Total		3-Pointers		Free throws		Rebounds				PF A TO BLK STL PTS AVG						
				FG-FGA	PCT	3FG-3FGA	PCT	FT-FTA	PCT	OFF	DEF	TOT	AVG	PF	A	TO	BLK	STL	PTS	AVG
Texas Southern	11/06/2023		01:25	0-0	.000	0-0	.000	0-0	.000	0	0	0	0.0	1	0	0	0	0	0	0.0
vs Montana St.	11/23/2023		01:30	0-0	.000	0-0	.000	0-0	.000	0	0	0	0.0	0	0	0	0	0	0	0.0
Mississippi Val.	12/04/2023		02:45	1-1	1.000	0-0	.000	0-0	.000	0	2	2	0.7	1	0	0	0	0	2	0.7
Southern Utah	12/07/2023		05:30	1-2	.500	0-0	.000	0-0	.000	0	0	0	0.5	0	0	0	1	0	2	1.0
Hampton	12/10/2023		09:26	2-2	1.000	0-0	.000	1-2	.500	2	0	2	0.8	0	0	0	0	1	5	1.8
Western N.M.	12/17/2023		19:34	5-6	.833	4-5	.800	0-0	.000	0	2	2	1.0	2	0	2	0	1	14	3.8
at Gonzaga	12/22/2023		21:44	3-8	.375	3-8	.375	0-0	.000	1	3	4	1.4	0	1	0	1	0	9	4.6
at Nevada	12/30/2023		19:09	3-6	.500	1-3	.333	0-0	.000	0	3	3	1.6	1	0	0	0	0	7	4.9
Boise St.	01/06/2024		07:49	0-2	.000	0-0	.000	0-0	.000	0	0	0	1.4	0	0	0	1	0	0	4.3
Utah St.	01/10/2024		11:22	2-7	.286	1-3	.333	0-0	.000	1	5	6	1.9	2	1	1	0	0	5	4.4
at Colorado St.	01/13/2024		10:56	0-2	.000	0-2	.000	0-0	.000	0	2	2	1.9	1	0	1	0	0	0	4.0
Wyoming	01/17/2024		01:36	0-0	.000	0-0	.000	0-0	.000	0	0	0	1.8	0	0	0	0	0	0	3.7
at UNLV	01/20/2024		02:38	0-0	.000	0-0	.000	0-0	.000	0	0	0	1.6	0	0	0	0	0	0	3.4
Fresno St.	01/24/2024		01:44	0-0	.000	0-0	.000	0-0	.000	0	0	0	1.5	0	0	0	0	0	0	3.1
Totals		0	117:08	17-36	.472	9-21	.429	1-2	.500	4	17	21	1.5	8	2	4	3	2	44	3.1

TOP PERFORMANCES

Points	Season	14, Western N.M. (12/17)
	MW	7, Nevada (12/30)
	Career	14, Western N.M. (12/17)
FGM	Season	5, Western N.M. (12/17)
	MW	3, Nevada (12/30)
	Career	5, Western N.M. (12/17)
FGA	Season	8, Gonzaga (12/22)
	MW	7, Utah State (1/10)
	Career	8, Gonzaga (12/22)
3PT FGM	Season	4, Western N.M. (12/17)
	MW	1, 2x
	Career	4, Western N.M. (12/17)
3PT FGA	Season	8, Gonzaga (12/22)
	MW	3, 2x
	Career	8, Gonzaga (12/22)
FTM	Season	1, Hampton (12/10)
	MW	
	Career	1, Hampton (12/10)
FTA	Season	2, Hampton (12/10)
	MW	
	Career	2, Hampton (12/10)
Reb.	Season	6, Utah State (1/10)
	MW	6, Utah State (1/10)
	Career	6, Utah State (1/10)
Asts.	Season	1, 2x
	MW	1, Utah State (1/10)
	Career	1, 2x
Blocks	Season	1, 3x
	MW	1, Boise State (1/6)
	Career	1, 3x
Steals	Season	1, 2x
	MW	
	Career	1, 2x
TO	Season	0, 11x
	MW	0, 5x
	Career	0, 11x
Min.	Season	21, Gonzaga (12/22)
	MW	19, Nevada (12/30)
	Career	21, Gonzaga (12/22)

PRODUCTION TRACKER

2023-24 Career

Double-Double		
Scored 10+ pts	1	1
Scored 20+ pts		
10+ reb		
3+ 3-pt	2	2

CAREER STATISTICS

				Field Goals		3-Point		F-Throws		Rebounds										Scoring	
SEASON	TEAM	GP-GS	MIN	AVG	FG-FGA	FG%	3FG-3FGA	3FG%	FT-FTA	FT%	OFF	DEF	TOT	AVG	PF-FO	A	TO	BLK	STL	PTS	AVG
2023-24	UNM	14-0	117	8.4	17-36	.472	9-21	.429	1-2	.500	4	17	21	1.5	8-0	2	4	3	2	44	3.1
TOTAL		14-0	117	8.4	17-36	.472	9-21	.429	1-2	.500	4	17	21	1.5	8-0	2	4	3	2	44	3.1

#12

ANIYAH AUGMON

G | 5-8 | JR | San José, Calif. (Woodside Priory School)



PPG	FG %	3PT %	FT %	RPG	APG	SPG	BPG	MPG
12.7	.423	.212	.667	5.6	4.1	2.6	0.2	33.4

NOTEWORTHY

- » Named Mountain West Player of the Week on Jan. 22
- » 8 steals at Pepperdine tied for the second most by a Lobo in program history, which was last done on Feb. 8, 1998.
- » 25 games with multiple steals (13 this season and in last 5) and 43 games with a steal in her 3 years
- » Leads the MW with 21 steals in conference games and at 3.0 per game and with 2.6 per game on the season
- » Scored in double figures 15 times this season, including last 7 and 8 of last 9 games
- » UNM is 11-4 when Augmon reaches double figures this season
- » Averaged 21.2 minutes per game, 7.1 points per game, 4.4 rebounds per game, 1.9 assists per game, 0.7 steals per game, 0.2 blocks per game and shot 44.0% from the floor last season
- » Scored in double figures in 8 conference games
- » Career-high 18 points against UNLV after having a then-career-high 11 against Nevada
- » Perfect 3-3 from three at UNLV, perfect 6-6 from free-throw line against Boise State
- » First career double-double at UNLV with a team-high 18 points and team-high 10 rebounds. Second came at Utah State with 12 points and career-high 13 rebounds and third came at Air Force with team-high 17 points and team-high 11 rebounds
- » 10 or more rebounds in 4 games
- » Played in 33 games with 1 start (at Houston) as a freshman
- » Liberal arts major

GAME-BY-GAME STATISTICS

Opponent	Date	GS	MIN	Total		3-Pointers		Free throws		Rebounds				PF	A	TO	BLK	STL	PTS	AVG
				FG-FGA	PCT	3FG-3FGA	PCT	FT-FTA	PCT	OFF	DEF	TOT	AVG							
Texas Southern	11/06/2023	*	30:37	7-11	.636	1-2	.500	2-2	1.000	0	6	6	6.0	0	6	5	0	0	17	17.0
at Pepperdine	11/09/2023	*	36:40	7-17	.412	0-3	.000	2-4	.500	1	8	9	7.5	2	3	4	0	8	16	16.5
Tarleton St.	11/12/2023	*	26:47	1-6	.167	0-1	.000	0-0	.000	0	3	3	6.0	3	5	3	1	3	2	11.7
Tex. A&M-Commerce	11/15/2023	*	35:35	6-11	.545	0-1	.000	4-4	1.000	2	2	4	5.5	2	2	5	0	0	16	12.8
vs Montana St.	11/23/2023	*	36:27	5-11	.455	0-1	.000	1-2	.500	2	4	6	5.6	1	5	6	0	2	11	12.4
vs Georgia Tech	11/24/2023	*	33:02	6-16	.375	0-4	.000	5-8	.625	0	4	4	5.3	2	4	6	0	4	17	13.2
Eastern Ill.	11/28/2023	*	44:10	4-16	.250	1-5	.200	1-2	.500	3	5	8	5.7	1	6	6	2	3	10	12.7
New Mexico St.	12/02/2023	*	34:12	3-10	.300	0-3	.000	4-5	.800	2	4	6	5.8	2	3	5	0	5	10	12.4
Mississippi Val.	12/04/2023	*	22:13	3-8	.375	1-4	.250	0-4	.000	2	2	4	5.6	2	2	1	1	0	7	11.8
Southern Utah	12/07/2023	*	22:43	1-6	.167	0-1	.000	2-6	.333	0	3	3	5.3	1	0	4	0	0	4	11.0
Hampton	12/10/2023	*	33:19	4-9	.444	3-5	.600	0-0	.000	2	7	9	5.6	3	4	3	0	3	11	11.0
at Gonzaga	12/22/2023	*	32:28	3-7	.429	0-2	.000	2-2	1.000	3	4	7	5.8	2	6	1	0	0	8	10.8
at Nevada	12/30/2023	*	32:02	6-8	.750	0-1	.000	2-4	.500	0	4	4	5.6	2	3	0	0	0	14	11.0
Boise St.	01/06/2024	*	35:47	6-13	.462	1-4	.250	2-2	1.000	1	4	5	5.6	1	5	3	0	2	15	11.3
Utah St.	01/10/2024	*	35:20	4-9	.444	1-3	.333	4-6	.667	2	4	6	5.6	2	10	2	0	3	13	11.4
at Colorado St.	01/13/2024	*	35:48	6-17	.353	1-5	.200	2-2	1.000	1	5	6	5.6	3	6	7	0	4	15	11.6
Wyoming	01/17/2024	*	35:44	6-11	.545	1-2	.500	9-13	.692	0	4	4	5.5	3	1	5	0	5	22	12.2
at UNLV	01/20/2024	*	35:57	5-13	.385	1-4	.250	4-5	.800	2	5	7	5.6	1	7	4	0	4	15	12.4
Fresno St.	01/24/2024	*	35:23	5-9	.556	0-1	.000	8-10	.800	0	5	5	5.6	2	1	2	0	3	18	12.7
Totals			19 634:14	88-208	.423	11-52	.212	54-81	.667	23	83	106	5.6	35	78	75	4	49	241	12.7

CAREER STATISTICS

				Field Goals		3-Point		F-Throws		Rebounds										Scoring	
SEASON	TEAM	GP-GS	MIN	AVG	FG-FGA	FG%	3FG-3FGA	3FG%	FT-FTA	FT%	OFF	DEF	TOT	AVG	PF-FO	A	TO	BLK	STL	PTS	AVG
2021-22	UNM	33-1	312	9.5	15-35	.429	1-9	.111	15-23	.652	17	46	63	1.9	31-0	21	27	1	24	46	1.4
2022-23	UNM	31-2	657	21.2	77-175	.440	11-37	.297	54-77	.701	49	86	135	4.4	63-1	60	74	6	23	219	7.1
2023-24	UNM	19-19	634	33.4	88-208	.423	11-52	.212	54-81	.667	23	83	106	5.6	35-0	78	75	4	49	241	12.7
TOTAL		83-22	1603	19.3	180-418	.431	23-98	.235	123-181	.680	89	215	304	3.7	129-1	159	176	11	96	506	6.1

TOP PERFORMANCES

Points	Season	22, Wyoming (1/17)
	MW	22, Wyoming (1/17)
	Career	22, Wyoming (1/17)
FGM	Season	7, 2x
	MW	7, San Diego St. (2/4/23)
	Career	7, 3x
FGA	Season	17, 2x
	MW	17, Colorado State (1/13)
	Career	17, 2x
3PT FGM	Season	3, Hampton (12/10)
	MW	3, UNLV (1/14/23)
	Career	3, 2x
3PT FGA	Season	5, 3x
	MW	5, Colorado State (1/13)
	Career	5, 3x
FTM	Season	9, Wyoming (1/17)
	MW	9, Wyoming (1/17)
	Career	9, Wyoming (1/17)
FTA	Season	13, Wyoming (1/17)
	MW	13, Wyoming (1/17)
	Career	13, Wyoming (1/17)
Reb.	Season	9, 2x
	MW	13, Utah State (1/28/23)
	Career	13, Utah State (1/28/23)
Asts.	Season	10, Utah State (1/10)
	MW	10, Utah State (1/10)
	Career	10, Utah State (1/10)
Blocks	Season	2, Eastern Illinois (11/28)
	MW	1, 5x
	Career	2, Eastern Illinois (11/28)
Steals	Season	8, Pepperdine (11/9)
	MW	5, Wyoming (1/17)
	Career	8, Pepperdine (11/9)
TO	Season	1, 2x
	MW	0, 13x
	Career	0, done 15x
Min.	Season	44, Eastern Illinois (11/28)
	MW	35, 6x
	Career	44, Eastern Illinois (11/28)

PRODUCTION TRACKER

2023-24 Career

Double-Double	1	4
Scored 10+ pts	15	22
Scored 20+ pts	1	1
10+ reb		5
3+ 3-pt	1	2

#14

HULDA JOAQUIM

F | 6-1 | SR | Maputo, Mozambique (Seward County CC)



PPG	FG %	3PT %	FT %	RPG	APG	SPG	BPG	MPG
1.8	.311	.429	.600	3.3	0.5	0.2	0.2	12.2

NOTEWORTHY

- » Second season with the Lobos
- » Averaged 6.2 minutes per game, 2.2 points per game, 1.4 rebounds per game, 0.3 steals per game and 0.5 blocks per game last season, playing in 13 games.
- » Scored a season-high nine points against Western New Mexico, while also having season-high three steals, two blocks and six rebounds
- » Majoring in business administration

GAME-BY-GAME STATISTICS

Opponent	Date	GS	MIN	Total		3-Pointers		Free throws		Rebounds				PF	A	TO	BLK	STL	PTS	AVG
				FG-FGA	PCT	3FG-3FGA	PCT	FT-FTA	PCT	OFF	DEF	TOT	AVG							
Texas Southern	11/06/2023		09:30	1-4	.250	0-0	.000	0-0	.000	3	2	5	5.0	0	0	1	0	1	2	2.0
at Pepperdine	11/09/2023		13:29	2-3	.667	0-0	.000	0-0	.000	2	0	2	3.5	1	0	0	0	0	4	3.0
Tarleton St.	11/12/2023		23:11	3-4	.750	0-0	.000	0-0	.000	3	3	6	4.3	2	2	2	0	0	6	4.0
Tex. A&M-Commerce	11/15/2023		07:49	0-0	.000	0-0	.000	0-0	.000	1	2	3	4.0	0	0	0	0	0	0	3.0
vs Montana St.	11/23/2023		14:04	0-0	.000	0-0	.000	1-3	.333	2	1	3	3.8	0	0	0	0	1	1	2.6
vs Georgia Tech	11/24/2023		15:17	0-1	.000	0-0	.000	0-0	.000	2	2	4	3.8	0	0	0	0	0	0	2.2
Eastern Ill.	11/28/2023		13:56	0-2	.000	0-0	.000	2-2	1.000	1	2	3	3.7	2	0	1	0	0	2	2.1
New Mexico St.	12/02/2023		13:17	1-3	.333	0-0	.000	0-0	.000	3	4	7	4.1	2	1	0	0	0	2	2.1
Mississippi Val.	12/04/2023		11:06	0-4	.000	0-0	.000	0-0	.000	3	3	6	4.3	0	2	0	0	0	0	1.9
Southern Utah	12/07/2023		07:30	0-2	.000	0-0	.000	0-0	.000	1	0	1	4.0	0	0	0	0	1	0	1.7
Hampton	12/10/2023		01:05	0-1	.000	0-0	.000	0-0	.000	0	0	0	3.6	0	0	0	0	0	0	1.5
Western N.M.	12/17/2023		16:26	1-3	.333	0-1	.000	0-0	.000	1	5	6	3.8	0	4	2	1	0	2	1.6
at Gonzaga	12/22/2023		00:14	0-0	.000	0-0	.000	0-0	.000	0	0	0	3.5	0	0	0	0	0	0	1.5
Boise St.	01/06/2024		01:01	0-0	.000	0-0	.000	0-0	.000	1	0	1	3.4	0	0	0	0	0	0	1.4
Utah St.	01/10/2024		07:04	0-5	.000	0-0	.000	0-0	.000	2	3	5	3.5	0	0	0	1	0	0	1.3
at Colorado St.	01/13/2024		09:13	0-1	.000	0-0	.000	0-0	.000	0	1	1	3.3	1	1	1	0	0	0	1.2
Wyoming	01/17/2024		15:32	2-4	.500	1-2	.500	0-0	.000	1	2	3	3.3	2	0	0	0	0	5	1.4
at UNLV	01/20/2024		25:35	3-4	.750	2-3	.667	0-0	.000	2	2	4	3.3	1	0	0	0	1	8	1.8
Fresno St.	01/24/2024		26:50	1-4	.250	0-1	.000	0-0	.000	1	2	3	3.3	2	0	0	1	0	2	1.8
Totals			0 232:09	14-45	.311	3-7	.429	3-5	.600	29	34	63	3.3	13	10	7	3	4	34	1.8

CAREER STATISTICS

				Field Goals		3-Point		F-Throws		Rebounds										Scoring	
SEASON	TEAM	GP-GS	MIN/AVG	FG-FGA	FG%	3FG-3FGA	3FG%	FT-FTA	FT%	OFF	DEF	TOT	AVG	PF-FO	A	TO	BLK	STL	PTS	AVG	
2022-23	UNM	13-0	80/6.2	11-26	.423	2-6	.333	4-6	.667	9	9	18	1.4	2-0	3	3	6	4	28	2.2	
2023-24	UNM	19-0	232/12.2	14-45	.311	3-7	.429	3-5	.600	29	34	63	3.3	13-0	10	7	3	4	34	1.8	
TOTAL		32-0	312/9.8	25-71	.352	5-13	.385	7-11	.636	38	43	81	2.5	15-0	13	10	9	8	62	1.9	

TOP PERFORMANCES

Points	Season	8, UNLV (1/20)
	MW	8, UNLV (1/20)
	Career	9, Western N.M. (11/22/22)
FGM	Season	3, 2x
	MW	3, UNLV (1/20)
	Career	4, Western N.M. (11/22/22)
FGA	Season	5, Utah State (1/10)
	MW	5, 2x
	Career	9, Western N.M. (11/22/22)
3PT FGM	Season	2, UNLV (1/20)
	MW	2, UNLV (1/20)
	Career	2, UNLV (1/20)
3PT FGA	Season	3, UNLV (1/20)
	MW	3, UNLV (1/20)
	Career	3, UNLV (1/20)
FTM	Season	2, Eastern Illinois (11/28)
	MW	1, UNLV (1/14/23)
	Career	2, 2x
FTA	Season	3, Montana State (11/23)
	MW	2, UNLV (1/14/23)
	Career	3, Montana State (11/23)
Reb.	Season	7, New Mexico St. (12/2)
	MW	5, Utah State (1/10)
	Career	7, New Mexico St. (12/2)
Asts.	Season	4, Western N.M. (12/17)
	MW	1, 3x
	Career	4, Western N.M. (12/17)
Blocks	Season	1, 3x
	MW	2, Utah State (2/25/23)
	Career	2, 2x
Steals	Season	1, 4x
	MW	1, 2x
	Career	3, Western N.M. (11/22/22)
TO	Season	0, 14x
	MW	0, 11x
	Career	0, 25x
Min.	Season	26, Fresno State (1/24)
	MW	26, Fresno State (1/24)
	Career	26, Fresno State (1/24)

PRODUCTION TRACKER

2023-24 Career

- Double-Double
- Scored 10+ pts
- Scored 20+ pts
- 10+ reb
- 3+ 3-pt

#15

JAELYN BATES

PG | 5-7 | SO | Albuquerque, N.M. (Volcano Vista HS)



PPG	FG %	3PT %	FT %	RPG	APG	SPG	BPG	MPG
3.5	.259	.238	.500	1.5	1.8	0.7	0.0	14.1

NOTEWORTHY

- » Averaged 10.1 minutes per game, 3.1 points per game, 1.3 assists per game, 0.4 steals per game, playing in 22 games last season
- » Scored in double figures in 4 games last season
- » Perfect 4-4 from 3 against S. Carolina State
- » 7 games with multiple assists, 8 games with at least 1 steal

- » Won back-to-back District 1-5A championships and won the 2019 and 2020 1-5A District tournament
- » Named first team all-district, first team all-metro, second team all-state, was named the District Tournament Player of the Game, District 1-5A Player of the Year and was named the Volcano Vista Winter Sports Female Athlete of the Year in 2019
- » Biochemistry major

GAME-BY-GAME STATISTICS

Opponent	Date	GS	MIN	Total		3-Pointers		Free throws		Rebounds				PF	A	TO	BLK	STL	PTS	AVG
				FG-FGA	PCT	3FG-3FGA	PCT	FT-FTA	PCT	OFF	DEF	TOT	AVG							
vs Montana St.	11/23/2023		03:33	1-1	1.000	1-1	1.000	0-0	.000	0	0	0	0.0	1	0	1	0	0	3	3.0
Mississippi Val.	12/04/2023		14:37	2-6	.333	1-4	.250	0-0	.000	0	0	0	0.0	2	2	1	0	2	5	4.0
Southern Utah	12/07/2023		21:27	1-3	.333	1-3	.333	0-0	.000	0	2	2	0.7	0	3	1	0	0	3	3.7
Hampton	12/10/2023		23:26	1-9	.111	1-8	.125	0-0	.000	1	5	6	2.0	2	4	1	0	2	3	3.5
Western N.M.	12/17/2023		16:42	2-6	.333	1-4	.250	2-4	.500	0	0	0	1.6	0	2	1	0	0	7	4.2
Utah St.	01/10/2024		04:40	0-2	.000	0-1	.000	0-0	.000	1	0	1	1.5	0	0	1	0	0	0	3.5
Totals		0	84:25	7-27	.259	5-21	.238	2-4	.500	2	7	9	1.5	5	11	6	0	4	21	3.5

TOP PERFORMANCES

Points	Season	7, Western N.M. (12/17)
	MW	11, Utah State (2/25/23)
	Career	16, SCSU (12/29/22)
FGM	Season	2, 2x
	MW	4, Utah State (2/25/23)
	Career	6, SCSU (12/29/22)
FGA	Season	9, Hampton (12/10)
	MW	6, Utah State (2/25/23)
	Career	15, Southern Utah (11/7/23)
3PT FGM	Season	1, 5x
	MW	3, Utah State (2/25/23)
	Career	4, SCSU (12/29/22)
3PT FGA	Season	8, Hampton (12/10)
	MW	5, Utah State (2/25/23)
	Career	9, Southern Utah (11/7/23)
FTM	Season	2, Western N.M. (12/17)
	MW	1, UNLV (1/14/23)
	Career	2, Western N.M. (12/17)
FTA	Season	4, Western N.M. (12/17)
	MW	2, 2x
	Career	4, Western N.M. (12/17)
Reb.	Season	6, Hampton (12/10)
	MW	3, UNLV (1/14/23)
	Career	6, Hampton (12/10)
Asts.	Season	4, Hampton (12/10)
	MW	3, 2x
	Career	8, Western N.M. (11/22/22)
Blocks	Season	
	MW	2, Utah State (2/25/23)
	Career	2, Utah State (2/25/23)
Steals	Season	2, 2x
	MW	1, 2x
	Career	2, 3x
TO	Season	1, 6x
	MW	0, 6x
	Career	0, 9x
Min.	Season	23, Hampton (12/10)
	MW	17, Wyoming (1/5/23)
	Career	33, Western N.M. (11/22/22)

PRODUCTION TRACKER

2023-24 Career

Double-Double	
Scored 10+ pts	4
Scored 20+ pts	
10+ reb	
3+ 3-pt	2

CAREER STATISTICS

				Field Goals		3-Point		F-Throws		Rebounds				Scoring						
SEASON	TEAM	GP-GS	MIN/AVG	FG-FGA	FG%	3FG-3FGA	3FG%	FT-FTA	FT%	OFF	DEF	TOT	AVG	PF-FO	A	TO	BLK	STL	PTS	AVG
2022-23	UNM	22-1	222/10.1	27-67	.403	13-41	.317	2-7	.286	1	19	20	0.9	15-0	29	21	3	9	69	3.1
2023-24	UNM	6-0	84/14.1	7-27	.259	5-21	.238	2-4	.500	2	7	9	1.5	5-0	11	6	0	4	21	3.5
TOTAL		28-1	306/10.9	34-94	.362	18-62	.290	4-11	.364	3	26	29	1.0	20-0	40	27	3	13	90	3.2



MACKENZIE CURTIS

G | 5-10 | R-SO | Lakeside, Calif. (El Capitan HS)



PPG	FG %	3PT %	FT %	RPG	APG	SPG	BPG	MPG
2.7	.294	.308	.833	0.7	0.6	0.3	0.1	8.0

NOTEWORTHY

- REDSHIRTED LAST SEASON
- » Finished in double figures in first college appearance
 - » Played in 21 games, and averaged 5.9 minutes per game freshman season.
 - » Scored in six games with a season-high 12 points and two assists against Northern New Mexico with season-high three, three-pointers
 - » Averaged 22.2 points, 9.5 rebounds, 3.3 assists, 3.5 steals and 1.0 blocks per game in high school
 - » Four-time team MVP, three-time league MVP, four-time San Diego Union Tribune Scholar-Athlete
 - » Named First-Team All-CIF in 2020 and Second Team All-CIF in 2019
 - » No. 1 scorer in San Diego for two years and No. 3 in California for scoring in the class of 2021
 - » Education major

GAME-BY-GAME STATISTICS

Opponent	Date	GS	MIN	Total		3-Pointers		Free throws		Rebounds										
				FG-FGA	PCT	3FG-3FGA	PCT	FT-FTA	PCT	OFF	DEF	TOT	AVG	PF	A	TO	BLK	STL	PTS	AVG
vs Georgia Tech	11/24/2023		05:44	0-0	.000	0-0	.000	0-0	.000	0	0	0	0.0	1	0	0	0	0	0	0.0
Mississippi Val.	12/04/2023		05:21	0-0	.000	0-0	.000	2-2	1.000	0	1	1	0.5	0	0	1	1	0	2	1.0
Southern Utah	12/07/2023		07:41	1-2	.500	1-1	1.000	0-0	.000	0	2	2	1.0	0	0	0	0	0	3	1.7
Hampton	12/10/2023		21:01	3-11	.273	3-10	.300	2-2	1.000	0	0	0	0.8	1	4	2	0	1	11	4.0
Western N.M.	12/17/2023		11:30	1-2	.500	0-1	.000	0-0	.000	0	1	1	0.8	0	0	1	0	1	2	3.6
Boise St.	01/06/2024		01:23	0-0	.000	0-0	.000	0-0	.000	0	0	0	0.7	0	0	0	0	0	0	3.0
Utah St.	01/10/2024		03:14	0-2	.000	0-1	.000	1-2	.500	1	0	1	0.7	0	0	1	0	0	1	2.7
Totals		0	55:53	5-17	.294	4-13	.308	5-6	.833	1	4	5	0.7	2	4	5	1	2	19	2.7

TOP PERFORMANCES

Points	Season	11, Hampton (12/10)
	MW	3, Utah State (2/16/22)
	Career	12, N. N.M. (11/12/21)
FGM	Season	3, Hampton (12/10)
	MW	1, 2x
	Career	3, 2x
FGA	Season	11, Hampton (12/10)
	MW	4, Boise State (2/19/22)
	Career	11, Hampton (12/10)
3PT FGM	Season	3, Hampton (12/10)
	MW	1, Utah State (2/16/22)
	Career	3, 2x
3PT FGA	Season	10, Hampton (12/10)
	MW	2, Utah State (2/16/22)
	Career	10, Hampton (12/10)
FTM	Season	2, 2x
	MW	1, Utah State (2/16/22)
	Career	3, N. N.M. (11/12/21)
FTA	Season	2, 3x
	MW	2, 2x
	Career	4, N. N.M. (11/12/21)
Reb.	Season	2, Southern Utah (12/7)
	MW	1, 4x
	Career	3, 2x
Asts.	Season	4, Hampton (12/10)
	MW	1, 3x
	Career	4, Hampton (12/10)
Blocks	Season	1, Mississippi Valley (12/4)
	MW	
	Career	1, Mississippi Valley (12/4)
Steals	Season	1, 2x
	MW	1, Utah State (1/6/22)
	Career	1, 3x
TO	Season	0, 2x
	MW	0, 11x
	Career	0, 14x
Min.	Season	21, Hampton (12/10)
	MW	11, Colorado St. (1/15/22)
	Career	21, Hampton (12/10)

PRODUCTION TRACKER

2023-24 Career

Double-Double		
Scored 10+ pts	1	2
Scored 20+ pts		
10+ reb		
3+ 3-pt	1	2

CAREER STATISTICS

				Field Goals		3-Point		F-Throws		Rebounds											Scoring	
SEASON	TEAM	GP-GS	MIN/AVG	FG-FGA	FG%	3FG-3FGA	3FG%	FT-FTA	FT%	OFF	DEF	TOT	AVG	PF-FO	A	TO	BLK	STL	PTS	AVG		
2021-22	UNM	21-0	123/5.9	7-36	.194	5-25	.200	5-6	.833	1	9	10	0.5	16-0	6	7	0	1	24	1.1		
2023-24	UNM	7-0	56/8.0	5-17	.294	4-13	.308	5-6	.833	1	4	5	0.7	2-0	4	5	1	2	19	2.7		
TOTAL		28-0	179/6.4	12-53	.226	9-38	.237	10-12	.833	2	13	15	0.5	18-0	10	12	1	3	43	1.5		

#22

CHARLOTTE KOHL

C | 6-5 | GR | Giessen, Germany (Mississippi State)



PPG	FG %	3PT %	FT %	RPG	APG	SPG	BPG	MPG
7.5	.496	.333	.635	7.4	0.6	0.6	1.9	24.1

NOTEWORTHY

- » First year with the Lobos after graduating from Mississippi State. Has two years of eligibility remaining.
- » First Lobo with 20 rebounds in a game since Nov. 15, 2016 (Richelle van der Keijl (20))
- » First Lobo with multiple 20 rebound games in a season since Carol Moreland (1978)
- » 17 games with a block, including 16 of last 17 games, 11 games with multiple blocks, 3 games with 4 or more blocks
- » UNM is 4-1 when Kohl scores in double figures
- » Played in 55 games with 14 starts at MSU
- » Averaged 2.4 points, 3.2 rebounds and 0.8 blocks per game while shooting a team-high .537 from the field her sophomore season
- » First career double-double was against Arkansas with 10 points and 18 rebounds during her sophomore season.
- » Graduated with a degree in psychology

TOP PERFORMANCES

Points	Season	16, Mississippi Valley (12/4)
	MW	9, Boise State (1/6)
	Career	16, Mississippi Valley (12/4)
FGM	Season	7, Mississippi Valley (12/4)
	MW	3, 2x
	Career	7, Mississippi Valley (12/4)
FGA	Season	11, 2x
	MW	8, Colorado State (1/13)
	Career	11, 2x
3PT FGM	Season	1, 2x
	MW	1, Colorado State (1/13)
	Career	1, 2x
3PT FGA	Season	3, Colorado State (1/13)
	MW	3, Colorado State (1/13)
	Career	3, Colorado State (1/13)
FTM	Season	8, Hampton (12/10)
	MW	3, Boise State (1/6)
	Career	8, Hampton (12/10)
FTA	Season	12, Hampton (12/10)
	MW	4, Boise State (1/6)
	Career	12, Hampton (12/10)
Reb.	Season	20, 2x
	MW	10, Boise State (1/6)
	Career	20, 2x
Asts.	Season	3, Tarleton St. (11/12)
	MW	2, Nevada (12/30)
	Career	3, Tarleton St. (11/12)
Blocks	Season	5, Mississippi Valley (12/4)
	MW	3, Colorado State (1/13)
	Career	5, Mississippi Valley (12/4)
Steals	Season	3, 2x
	MW	3, Utah State (1/10)
	Career	3, 2x
TO	Season	0, 8x
	MW	0, 3x
	Career	0, 39x
Min.	Season	32, Texas A&M-Com.(11/15)
	MW	30, Utah State (1/10)
	Career	34, Kentucky (2/15/22)

GAME-BY-GAME STATISTICS

Opponent	Date	GS	MIN	Total		3-Pointers		Free throws		Rebounds				PF	A	TO	BLK	STL	PTS	AVG
				FG-FGA	PCT	3FG-3FGA	PCT	FT-FTA	PCT	OFF	DEF	TOT	AVG							
Texas Southern	11/06/2023	*	25:51	2-6	.333	0-0	.000	2-2	1.000	3	6	9	9.0	1	1	2	3	1	6	6.0
at Pepperdine	11/09/2023	*	26:31	3-6	.500	0-0	.000	1-2	.500	5	1	6	7.5	3	0	4	0	0	7	6.5
Tarleton St.	11/12/2023	*	15:34	2-4	.500	0-0	.000	2-2	1.000	1	4	5	6.7	4	3	1	0	1	6	6.3
Tex. A&M-Commerce	11/15/2023	*	32:11	6-11	.545	0-1	.000	2-3	.667	10	10	20	10.0	1	1	0	4	0	14	8.3
vs Montana St.	11/23/2023	*	24:39	0-4	.000	0-0	.000	0-0	.000	4	3	7	9.4	5	0	4	2	1	0	6.6
vs Georgia Tech	11/24/2023	*	24:43	4-5	.800	0-0	.000	0-1	.000	0	3	3	8.3	4	0	1	1	1	8	6.8
Eastern Ill.	11/28/2023	*	31:04	3-5	.600	1-1	1.000	2-3	.667	3	3	6	8.0	4	0	0	2	0	9	7.1
New Mexico St.	12/02/2023	*	24:59	6-11	.545	0-0	.000	3-4	.750	7	6	13	8.6	3	0	0	4	0	15	8.1
Mississippi Val.	12/04/2023	*	26:09	7-9	.778	0-0	.000	2-2	1.000	7	13	20	9.9	1	0	1	5	0	16	9.0
Southern Utah	12/07/2023	*	25:19	5-10	.500	0-0	.000	2-3	.667	4	2	6	9.5	0	1	2	1	1	12	9.3
Hampton	12/10/2023	*	30:34	3-5	.600	0-0	.000	8-12	.667	2	4	6	9.2	3	0	0	1	0	14	9.7
Western N.M.	12/17/2023	*	21:46	4-7	.571	0-0	.000	0-2	.000	3	3	6	8.9	2	2	0	2	3	8	9.6
at Gonzaga	12/22/2023	*	10:47	1-3	.333	0-0	.000	0-0	.000	1	1	2	8.4	5	0	1	1	0	2	9.0
at Nevada	12/30/2023	*	26:09	0-3	.000	0-0	.000	1-2	.500	1	5	6	8.2	4	2	0	1	0	1	8.4
Boise St.	01/06/2024	*	28:48	3-5	.600	0-1	.000	3-4	.750	2	8	10	8.3	1	0	2	2	0	9	8.5
Utah St.	01/10/2024	*	30:14	2-7	.286	0-0	.000	1-3	.333	3	2	5	8.1	3	0	0	2	3	5	8.3
at Colorado St.	01/13/2024	*	24:18	3-8	.375	1-3	.333	1-3	.333	1	7	8	8.1	1	0	1	3	0	8	8.2
Wyoming	01/17/2024	*	24:28	0-0	.000	0-0	.000	2-2	1.000	1	4	5	7.9	4	0	3	2	0	2	7.9
at UNLV	01/20/2024	*	14:25	2-2	1.000	0-0	.000	1-2	.500	3	1	4	7.7	4	1	0	1	0	5	7.7
Fresno St.	01/24/2024	*	13:10	1-4	.250	0-0	.000	0-0	.000	1	0	1	7.4	0	0	2	0	0	2	7.5
Totals			20 481:40	57-115	.496	2-6	.333	33-52	.635	62	86	148	7.4	53	11	24	37	11	149	7.5

CAREER STATISTICS

				Field Goals		3-Point		F-Throws		Rebounds											Scoring	
SEASON	TEAM	GP-GS	MIN/AVG	FG-FGA	FG%	3FG-3FGA	3FG%	FT-FTA	FT%	OFF	DEF	TOT	AVG	PF-FO	A	TO	BLK	STL	PTS	AVG		
2020-21	MSU	5-0	27/5.4	1-7	.143	0-2	.000	2-4	.500	3	2	5	1.0	4-0	3	5	1	0	4	0.8		
2021-22	MSU	29-11	396/13.7	29-54	.537	0-5	.000	13-29	.448	45	49	94	3.2	50-1	7	16	23	6	71	2.4		
2022-23	MSU	21-3	138/6.6	10-27	.370	0-0	.000	4-9	.444	6	14	20	1.0	26-0	5	13	6	2	24	1.1		
2023-24	UNM	20-20	482/24.1	57-115	.496	2-6	.333	33-52	.635	62	86	148	7.4	53-2	11	24	37	11	149	7.5		
TOTAL FOR UNM		20-20	482/24.1	57-115	.496	2-6	.333	33-52	.635	62	86	148	7.4	53-2	11	24	37	11	149	7.5		
TOTAL		75-34	1043/13.9	97-203	.478	2-13	.154	52-94	.553	116	151	267	3.6	133-3	26	58	67	19	248	3.3		

PRODUCTION TRACKER

2023-24 Career

Double-Double	3	4
Scored 10+ pts	5	6
Scored 20+ pts		
10+ reb	4	6
3+ 3-pt		

#30

PAULA REUS

F | 6-1 | JR | Palma de Mallorca, Spain (IES Joaquim Blume)



PPG	FG %	3PT %	FT %	RPG	APG	SPG	BPG	MPG
11.9	.411	.303	.743	6.0	2.1	1.1	0.6	32.5

NOTEWORTHY

- » Mountain West All-Freshman Team
- » MW Freshman of the Week Jan. 24, 2022 and Feb. 21, 2022
- » Scored in double figures in 12 games, at least 1 steal in 11 of last 12 games
- » UNM 10-2 when Reus reaches double figures this season
- » Played in 33 games with 22 starts and averaged 24.8 minutes per game, 8.0 points per game, 4.3 rebounds per game, 1.8 assists per game, 0.7 steals per game and 0.4 blocks per game last season
- » First career double-double against New Mexico State (11 pts, 10 reb.) last season
- » 13 games scoring in double figures, at least 1 steal in 17 games, 11 games with at least 1 block, 14 games with multiple assists
- » 8 games scoring double figures freshman season
- » Team-high 15 points at No. 6 Arizona, making her first seven shots of the game
- » At least 1 steal in 17 games, 1 block in 10 games. Multiple steals in 5 games, multiple blocks in 4 games
- » Played on the U16 Spanish national team at the U16 FIBA 2019 European Championship, finishing third
- » Played for Barça CBS LF2, winning the regular season championship, and qualified for the finals
- » Liberal arts major

GAME-BY-GAME STATISTICS

Opponent	Date	GS	MIN	Total		3-Pointers		Free throws		Rebounds														
				FG-FGA	PCT	3FG-3FGA	PCT	FT-FTA	PCT	OFF	DEF	TOT	AVG	PF	A	TO	BLK	STL	PTS	AVG				
Texas Southern	11/06/2023	*	27:57	4-9	.444	0-2	.000	1-1	1.000	2	4	6	6.0	1	2	0	0	1	9	9.0				
at Pepperdine	11/09/2023	*	36:18	2-11	.182	0-5	.000	0-0	.000	2	5	7	6.5	2	3	3	0	0	4	6.5				
Tarleton St.	11/12/2023	*	34:31	7-12	.583	2-5	.400	0-0	.000	0	7	7	6.7	3	1	3	1	2	16	9.7				
Tex. A&M-Commerce	11/15/2023	*	35:14	5-14	.357	0-2	.000	1-4	.250	1	7	8	7.0	1	1	3	0	1	11	10.0				
vs Montana St.	11/23/2023	*	23:34	4-12	.333	1-6	.167	0-0	.000	1	4	5	6.6	2	3	4	0	0	9	9.8				
vs Georgia Tech	11/24/2023	*	28:29	2-9	.222	0-4	.000	0-0	.000	0	4	4	6.2	4	0	1	0	1	4	8.8				
Eastern Ill.	11/28/2023	*	41:18	8-15	.533	4-10	.400	5-6	.833	1	2	3	5.7	3	2	1	0	1	25	11.1				
New Mexico St.	12/02/2023	*	35:04	6-12	.500	1-5	.200	2-2	1.000	0	8	8	6.0	2	5	2	1	0	15	11.6				
Mississippi Val.	12/04/2023	*	29:42	6-12	.500	3-8	.375	1-1	1.000	0	8	8	6.2	0	3	3	0	1	16	12.1				
Southern Utah	12/07/2023	*	29:30	3-9	.333	0-2	.000	3-3	1.000	1	4	5	6.1	0	1	5	2	1	9	11.8				
Hampton	12/10/2023	*	27:11	6-12	.500	2-5	.400	0-0	.000	1	7	8	6.3	2	5	2	0	2	14	12.0				
Western N.M.	12/17/2023	*	20:53	6-16	.375	3-4	.750	0-0	.000	5	4	9	6.5	0	1	4	0	2	15	12.3				
at Gonzaga	12/22/2023	*	36:24	4-9	.444	2-4	.500	1-2	.500	1	3	4	6.3	1	1	2	2	1	11	12.2				
at Nevada	12/30/2023	*	35:12	6-11	.545	1-3	.333	4-5	.800	0	5	5	6.2	1	1	4	0	1	17	12.5				
Boise St.	01/06/2024	*	35:55	3-11	.273	2-5	.400	3-4	.750	0	5	5	6.1	0	3	2	0	0	11	12.4				
Utah St.	01/10/2024	*	24:09	3-10	.300	1-5	.200	0-0	.000	0	5	5	6.1	1	4	0	0	3	7	12.1				
at Colorado St.	01/13/2024	*	35:33	2-7	.286	0-4	.000	1-2	.500	2	3	5	6.0	0	1	0	0	1	5	11.6				
Wyoming	01/17/2024	*	38:24	4-9	.444	0-0	.000	4-5	.800	1	2	3	5.8	1	0	1	2	1	12	11.7				
at UNLV	01/20/2024	*	37:22	3-13	.231	1-6	.167	0-0	.000	0	6	6	5.8	3	1	5	1	1	7	11.4				
Fresno St.	01/24/2024	*	38:16	8-11	.727	4-4	1.000	0-0	.000	1	7	8	6.0	1	3	3	2	1	20	11.9				
Totals		20	650:56	92-224	.411	27-89	.303	26-35	.743	19	100	119	6.0	28	41	48	11	21	237	11.9				

CAREER STATISTICS

				Field Goals		3-Point		F-Throws		Rebounds										Scoring	
SEASON	TEAM	GP-GS	MIN/AVG	FG-FGA	FG%	3FG-3FGA	3FG%	FT-FTA	FT%	OFF	DEF	TOT	AVG	PF-FO	A	TO	BLK	STL	PTS	AVG	
2021-22	UNM	34-2	662/19.5	93-212	.439	18-67	.269	30-37	.811	25	109	134	3.9	48-0	61	51	15	21	234	6.9	
2022-23	UNM	33-22	819/24.8	100-223	.448	35-96	.365	28-38	.737	20	121	141	4.3	56-1	60	59	14	24	263	8.0	
2023-24	UNM	20-20	651/32.5	92-224	.411	27-89	.303	26-35	.743	19	100	119	6.0	28-0	41	48	11	21	237	11.9	
TOTAL		87-44	2132/24.5	285-659	.432	80-252	.317	84-110	.764	64	330	394	4.5	132-1	162	158	40	66	734	8.4	


TOP PERFORMANCES

Points	Season	25, Eastern Illinois (11/28)
	MW	20, Fresno State (1/24)
	Career	25, Eastern Illinois (11/28)
FGM	Season	8, 2x
	MW	8, 2x
	Career	8, 3x
FGA	Season	16, Western N.M. (12/17)
	MW	14, 2x
	Career	16, Western N.M. (12/17)
3PT FGM	Season	4, 2x
	MW	4, 2x
	Career	5, Texas A&M-C (11/26/22)
3PT FGA	Season	10, Eastern Illinois (11/28)
	MW	10, Colorado St. (1/15/22)
	Career	10, 2x
FTM	Season	5, Eastern Illinois (11/28)
	MW	5, San Diego St. (2/4/23)
	Career	5, 2x
FTA	Season	6, Eastern Illinois (11/28)
	MW	8, San Diego St. (2/4/23)
	Career	8, San Diego St. (2/4/23)
Reb.	Season	9, Western N.M. (12/17)
	MW	10, Colorado St. (1/7/23)
	Career	10, 2x
Asts.	Season	5, 2x
	MW	4, 3x
	Career	7, Houston (11/20/21)
Blocks	Season	2, 4x
	MW	2, 3x
	Career	3, Texas A&M-C (11/26/22)
Steals	Season	3, Utah State (1/10)
	MW	3, Utah State (1/10)
	Career	4, 2x
TO	Season	0, 3x
	MW	0, 10x
	Career	0, 18x
Min.	Season	41, Eastern Illinois (11/28)
	MW	38, 2x
	Career	41, Eastern Illinois (11/28)

PRODUCTION TRACKER

2023-24 Career

Double-Double	1
Scored 10+ pts	12 33
Scored 20+ pts	2 2
10+ reb	2
3+ 3-pt	4 7



#33 VIANÈ CUMBER

G | 5-10 | JR | Albuquerque, N.M. (Sandia HS)

PPG	FG %	3PT %	FT %	RPG	APG	SPG	BPG	MPG
12.3	.364	.343	.545	6.1	1.5	0.8	0.2	34.8

NOTEWORTHY

- » MW Freshman of the Week Nov. 15, 2021
- » Scored in double figures in 5 of last 6 games, twice with 20+ points
- » 8 three-pointers against Montana State tied for the third-most in a game in program history and was the seventh time a player historically has made eight or more three-pointers in a game.
- » At least 1 three-pointer in 22 of the last 24 games she's played in.
- » Hit game-winning three at UNLV on Jan. 20 in UNM's 69-66 win
- » Played in 33 games with 15 starts, including last 14 games last season
- » Averaged 22.9 minutes per game, 9.2 points per game, 2.9 rebounds per game, 0.9 assists per game, 0.5 steals per game her sophomore season
- » Shot 40.6% from three-point range with 21 games with multiple three-pointers. Includes two games with 6 three-pointers, 10 games with four or more three-pointers
- » Scored in double figures in 16 games with 2 games with 20 or more points
- » 2019-20 and 2020-21 New Mexico Gatorade Girls Basketball Player of the Year
- » Twice named MaxPreps New Mexico High School Girls Basketball Player of the Year
- » Named the best high school basketball player in New Mexico by MaxPreps
- » Averaged 26.5 points, 9.3 rebounds, 2.2 assists and 1.5 steals her senior season and 22.4 points, 10.6 rebounds, 2.5 assists and 3.3 steals as a junior
- » Led her team to a pair of district championships in 2018 and 2019
- » Liberal arts major

GAME-BY-GAME STATISTICS

Opponent	Date	GS	MIN	Total		3-Pointers		Free throws		Rebounds				PF		A		TO		BLK		STL		PTS		AVG	
				FG-FGA	PCT	3FG-3FGA	PCT	FT-FTA	PCT	OFF	DEF	TOT	AVG	PF	A	TO	BLK	STL	PTS	AVG							
Texas Southern	11/06/2023	*	35:44	9-18	.500	4-9	.444	0-0	.000	1	5	6	6.0	2	1	2	0	1	22	22.0							
at Pepperdine	11/09/2023	*	35:13	3-11	.273	3-9	.333	0-0	.000	0	2	2	4.0	2	0	0	0	0	9	15.0							
Tarleton St.	11/12/2023	*	35:19	4-13	.308	3-9	.333	1-2	.500	2	5	7	5.0	2	0	2	0	0	12	14.0							
Tex. A&M-Commerce	11/15/2023	*	28:47	4-14	.286	1-7	.143	0-2	.000	2	2	4	4.8	2	1	1	0	1	9	13.0							
vs Montana St.	11/23/2023	*	36:57	8-17	.471	8-15	.533	0-0	.000	0	3	3	4.4	1	0	0	0	2	24	15.5							
vs Georgia Tech	11/24/2023	*	38:33	1-7	.143	1-4	.250	0-0	.000	0	4	4	4.3	0	0	1	0	1	3	13.0							
Eastern Ill.	11/28/2023	*	43:24	5-16	.313	2-8	.250	2-2	1.000	1	13	14	5.7	0	5	1	0	1	14	13.3							
New Mexico St.	12/02/2023	*	17:41	1-4	.250	0-2	.000	0-0	.000	0	1	1	5.1	1	2	1	0	1	2	11.0							
Western N.M.	12/17/2023	*	19:04	3-9	.333	1-5	.200	0-0	.000	1	2	3	4.9	1	2	1	0	1	7	11.0							
at Gonzaga	12/22/2023	*	38:57	5-13	.385	5-11	.455	2-2	1.000	1	6	7	5.1	4	2	2	0	0	17	11.9							
at Nevada	12/30/2023	*	37:10	3-11	.273	1-6	.167	0-0	.000	0	9	9	5.5	2	0	1	0	0	7	11.0							
Boise St.	01/06/2024	*	38:26	4-14	.286	2-12	.167	0-0	.000	0	4	4	5.3	1	2	1	1	2	10	11.0							
Utah St.	01/10/2024	*	38:16	8-22	.364	5-12	.417	0-2	.000	4	7	11	5.8	4	3	0	1	0	21	12.1							
at Colorado St.	01/13/2024	*	35:49	4-12	.333	2-5	.400	0-0	.000	3	6	9	6.0	2	2	2	0	1	10	11.0							
Wyoming	01/17/2024	*	36:50	2-6	.333	0-4	.000	0-0	.000	0	6	6	6.0	0	0	1	0	0	4	11.4							
at UNLV	01/20/2024	*	37:33	8-14	.571	6-11	.545	0-0	.000	0	7	7	6.1	2	1	1	1	1	22	12.1							
Fresno St.	01/24/2024	*	38:01	6-13	.462	3-8	.375	1-1	1.000	0	6	6	6.1	2	5	0	0	1	16	12.0							
Totals		17	591:44	78-214	.364	47-137	.343	6-11	.545	15	88	103	6.1	28	26	17	3	13	209	12.3							

TOP PERFORMANCES

Points	Season	24, Montana State (11/23)
	MW	22, UNLV (1/20)
	Career	24, Montana State (11/23)
FGM	Season	9, Texas Southern (11/6)
	MW	8, 2x
	Career	9, Texas Southern (11/6)
FGA	Season	22, Utah State (1/10)
	MW	22, Utah State (1/10)
	Career	22, Utah State (1/10)
3PT FGM	Season	8, Montana State (11/23)
	MW	6, UNLV (1/20)
	Career	8, Montana State (11/23)
3PT FGA	Season	15, Montana State (11/23)
	MW	12, 2x
	Career	15, Montana State (11/23)
FTM	Season	2, 2x
	MW	4, Colorado St. (1/26/23)
	Career	4, Colorado St. (1/26/23)
FTA	Season	2, 5x
	MW	4, 2x
	Career	4, 2x
Reb.	Season	14, Eastern Illinois (11/28)
	MW	11, Utah State (1/10)
	Career	14, Eastern Illinois (11/28)
Asts.	Season	5, 2x
	MW	5, Fresno State (1/24)
	Career	5, 2x
Blocks	Season	1, 3x
	MW	1, 5x
	Career	1, 7x
Steals	Season	2, 2x
	MW	2, 2x
	Career	4, Western N.M. (11/22/22)
TO	Season	0, 4x
	MW	0, 16x
	Career	0, 29x
Min.	Season	43, Eastern Illinois (11/28)
	MW	38, 3x
	Career	43, Eastern Illinois (11/28)

PRODUCTION TRACKER

2023-24 Career

Double-Double	2	2
Scored 10+ pts	10	29
Scored 20+ pts	4	6
10+ reb	2	2
3+ 3-pt	8	22

CAREER STATISTICS

				Field Goals		3-Point		F-Throws		Rebounds										Scoring	
SEASON	TEAM	GP-GS	MIN/AVG	FG-FGA	FG%	3FG-3FGA	3FG%	FT-FTA	FT%	OFF	DEF	TOT	AVG	PF-FO	A	TO	BLK	STL	PTS	AVG	
2021-22	UNM	18-1	198/11.0	25-62	.403	15-45	.333	2-2	1.000	4	25	29	1.6	6-0	5	10	1	5	67	3.7	
2022-23	UNM	33-15	757/22.9	107-249	.430	73-180	.406	18-22	.818	5	90	95	2.9	39-0	30	32	3	17	305	9.2	
2023-24	UNM	17-17	592/34.8	78-214	.364	47-137	.343	6-11	.545	15	88	103	6.1	28-0	26	17	3	13	209	12.3	
TOTAL		68-33	1546/22.7	210-525	.400	135-362	.373	26-35	.743	24	203	227	3.3	73-0	61	59	7	35	581	8.5	

SEASON STATS

Game Records					Score by Periods						
Record	Overall	Home	Away	Neutral	Team	1st	2nd	3rd	4th	OT	TOT
ALL GAMES	14-6	11-2	3-2	0-2	New Mexico	306	319	314	353	15	1307
CONFERENCE	5-2	3-1	2-1	0-0	Opponents	272	300	318	332	12	1234
NON-CONFERENCE	9-4	8-1	1-1	0-2							

Team Box Score																							
No.	Player				Total		3-Point		F-Throw		Rebounds												
		GP-GS	MIN	AVG	FG-FGA	FG%	3FG-3FGA	3FG%	FT-FTA	FT%	OFF	DEF	TOT	AVG	PF	DQ	A	TO	BLK	STL	PTS	AVG	
3	WILSON, Nyah	20-20	604:41	30.2	92-232	.397	17-51	.333	75-98	.765	19	64	83	4.2	48	0	28	39	2	26	276	13.8	
12	AUGMON, Aniyah	19-19	634:14	33.4	88-208	.423	11-52	.212	54-81	.667	23	83	106	5.6	35	0	78	75	4	49	241	12.7	
33	CUMBER, Vianè	17-17	591:44	34.8	78-214	.364	47-137	.343	6-11	.545	15	88	103	6.1	28	0	26	17	3	13	209	12.3	
30	REUS, Paula	20-20	650:56	32.5	92-224	.411	27-89	.303	26-35	.743	19	100	119	6.0	28	0	41	48	11	21	237	11.9	
22	KOHL, Charlotte	20-20	481:40	24.1	57-115	.496	2-6	.333	33-52	.635	62	86	148	7.4	53	2	11	24	37	11	149	7.5	
15	BATES, Jaelyn	6-0	84:25	14.1	7-27	.259	5-21	.238	2-4	.500	2	7	9	1.5	5	0	11	6	0	4	21	3.5	
10	LAURO, Paris	14-0	117:08	8.4	17-36	.472	9-21	.429	1-2	.500	4	17	21	1.5	8	0	2	4	3	2	44	3.1	
24	ROBBINS, Hannah	2-0	25:06	12.6	3-10	.300	0-4	.000	0-0	.000	2	8	10	5.0	1	0	1	3	2	2	6	3.0	
21	CURTIS, Mackenzie	7-0	55:53	8.0	5-17	.294	4-13	.308	5-6	.833	1	4	5	0.7	2	0	4	5	1	2	19	2.7	
5	LANGERMANN, Lara	20-3	343:58	17.2	14-55	.255	7-39	.179	6-8	.750	2	26	28	1.4	24	0	19	19	0	3	41	2.1	
14	JOAQUIM, Hulda	19-0	232:09	12.2	14-45	.311	3-7	.429	3-5	.600	29	34	63	3.3	13	0	10	7	3	4	34	1.8	
1	DIARRA BERTHE, Nahawa	14-1	146:33	10.5	8-35	.229	0-12	.000	4-6	.667	7	12	19	1.4	8	0	17	10	0	9	20	1.4	
2	CHAVEZ, Natalia	8-0	56:32	7.1	4-17	.235	2-13	.154	0-0	.000	0	8	8	1.0	2	0	3	5	0	3	10	1.3	
Team											42	45	87					13					
Total		20	4025		479-1235	.388	134-465	.288	215-308	.698	227	582	809	40.5	255	2	251	275	66	149	1307	65.4	
Opponents		20	4025		476-1232	.386	141-455	.310	141-204	.691	197	566	763	38.2	293	4	270	292	74	126	1234	61.7	

Team Statistics

	UNM	OPP
Scoring	1307	1234
Points per game	65.4	61.7
Scoring margin	+3.7	-
Field goals-att	479-1235	476-1232
Field goal pct	.388	.386
3 point fg-att	134-465	141-455
3-point FG pct	.288	.310
3-pt FG made per game	6.7	7.1
Free throws-att	215-308	141-204
Free throw pct	.698	.691
F-Throws made per game	10.8	7.1
Rebounds	809	763
Rebounds per game	40.5	38.2
Rebounding margin	+2.3	-
Assists	251	270
Assists per game	12.6	13.5
Turnovers	275	292
Turnovers per game	13.8	14.6
Turnover margin	+0.9	-
Assist/turnover ratio	0.9	0.9
Steals	149	126
Steals per game	7.5	6.3
Blocks	66	74
Blocks per game	3.3	3.7
Winning streak	3	-
Home win streak	3	-
Attendance	62695	9474
Home games-Avg/Game	13-4823	5-1895
Neutral site-Avg/Game	-	2-158

Team Results

Date	Opponent		Score	Att.
11/06/2023	Texas Southern	W	76-59	5055
11/09/2023	at Pepperdine	W	57-48	113
11/12/2023	Tarleton St.	W	64-55	4626
11/15/2023	Tex. A&M-Commerce	W	75-74	4718
11/23/2023	vs Montana St.	L	57-75	166
11/24/2023	vs Georgia Tech	L	55-66	150
11/28/2023	Eastern Ill.	Wot	81-78	4471
12/02/2023	New Mexico St.	W	67-52	5379
12/04/2023	Mississippi Val.	W	68-45	4514
12/07/2023	Southern Utah	L	40-58	4526
12/10/2023	Hampton	W	68-55	4638
12/17/2023	Western N.M.	W	71-47	4889
12/22/2023	at Gonzaga	L	56-67	5241
12/30/2023	at Nevada	W	69-59	1444
01/06/2024	Boise St.	L	56-64	5715
01/10/2024	Utah St.	W	71-67	4704
01/13/2024	at Colorado St.	L	55-61	1488
01/17/2024	Wyoming	W	68-61	4744
01/20/2024	at UNLV	W	69-66	1188
01/24/2024	Fresno St.	W	84-77	4716

MOUNTAIN WEST STATS

Game Records

Record	Overall	Home	Away	Neutral
ALL GAMES	5-2	3-1	2-1	0-0
CONFERENCE	5-2	3-1	2-1	0-0
NON-CONFERENCE	0-0	0-0	0-0	0-0

Score by Periods

Team	1st	2nd	3rd	4th	OT	TOT
New Mexico	99	107	128	138	0	472
Opponents	98	115	119	123	0	455

Team Box Score

No.	Player				Total		3-Point		F-Throw		Rebounds											
		GP-GS	MIN	AVG	FG-FGA	FG%	3FG-3FGA	3FG%	FT-FTA	FT%	OFF	DEF	TOT	AVG	PF	DQ	A	TO	BLK	STL	PTS	AVG
3	WILSON, Nyah	7-7	235:31	33.6	43-84	.512	7-16	.438	29-38	.763	4	19	23	3.3	17	0	15	13	2	14	122	17.4
12	AUGMON, Aniyah	7-7	246:01	35.1	38-80	.475	5-20	.250	31-42	.738	6	31	37	5.3	14	0	32	26	0	21	112	16.0
33	CUMBER, Vianè	7-7	262:05	37.4	35-92	.380	19-58	.328	1-3	.333	7	45	52	7.4	13	0	13	6	3	5	90	12.9
30	REUS, Paula	7-7	244:51	35.0	29-72	.403	9-27	.333	12-16	.750	4	33	37	5.3	7	0	13	15	5	8	79	11.3
22	KOHL, Charlotte	7-7	161:33	23.1	11-29	.379	1-4	.250	9-16	.563	12	27	39	5.6	17	0	3	8	11	3	32	4.6
14	JOAQUIM, Hulda	6-0	85:15	14.2	6-18	.333	3-6	.500	0-0	.000	7	10	17	2.8	6	0	1	1	2	1	15	2.5
10	LAURO, Paris	7-0	55:14	7.9	5-17	.294	2-8	.250	0-0	.000	1	10	11	1.6	4	0	1	2	1	0	12	1.7
5	LANGERMANN, Lara	7-0	84:29	12.1	3-9	.333	1-7	.143	2-2	1.000	1	7	8	1.1	6	0	5	5	0	0	9	1.3
21	CURTIS, Mackenzie	2-0	04:37	2.3	0-2	.000	0-1	.000	1-2	.500	1	0	1	0.5	0	0	0	1	0	0	1	0.5
15	BATES, Jaelyn	1-0	04:40	4.7	0-2	.000	0-1	.000	0-0	.000	1	0	1	1.0	0	0	0	1	0	0	0	0.0
1	DIARRA BERTHE, Nahawa	3-0	15:45	5.2	0-3	.000	0-2	.000	0-0	.000	1	2	3	1.0	0	0	2	0	0	0	0	0.0
Team											12	15	27					6				
Total		7	1400		170-408	.417	47-150	.313	85-119	.714	57	199	256	36.6	84	0	85	84	24	52	472	67.4
Opponents		7	1400		175-432	.405	58-182	.319	47-68	.691	67	197	264	37.7	106	2	98	94	25	45	455	65.0

Team Statistics

	UNM	OPP
Scoring	472	455
Points per game	67.4	65.0
Scoring margin	+2.4	-
Field goals-att	170-408	175-432
Field goal pct	.417	.405
3 point fg-att	47-150	58-182
3-point FG pct	.313	.319
3-pt FG made per game	6.7	8.3
Free throws-att	85-119	47-68
Free throw pct	.714	.691
F-Throws made per game	12.1	6.7
Rebounds	256	264
Rebounds per game	36.6	37.7
Rebounding margin	-1.1	-
Assists	85	98
Assists per game	12.1	14.0
Turnovers	84	94
Turnovers per game	12.0	13.4
Turnover margin	+1.4	-
Assist/turnover ratio	1.0	1.0
Steals	52	45
Steals per game	7.4	6.4
Blocks	24	25
Blocks per game	3.4	3.6
Winning streak	3	-
Home win streak	3	-
Attendance	19879	4120
Home games-Avg/Game	4-4970	3-1373
Neutral site-Avg/Game	-	0-0

Team Results

Date	Opponent		Score	Att.
12/30/2023	at Nevada	W	69-59	1444
01/06/2024	Boise St.	L	56-64	5715
01/10/2024	Utah St.	W	71-67	4704
01/13/2024	at Colorado St.	L	55-61	1488
01/17/2024	Wyoming	W	68-61	4744
01/20/2024	at UNLV	W	69-66	1188
01/24/2024	Fresno St.	W	84-77	4716

LAST WEEK STATS

Game Records				
Record	Overall	Home	Away	Neutral
ALL GAMES	2-0	1-0	1-0	0-0
CONFERENCE	2-0	1-0	1-0	0-0
NON-CONFERENCE	0-0	0-0	0-0	0-0

Score by Periods						
Team	1st	2nd	3rd	4th	OT	TOT
New Mexico	27	34	39	37	0	137
Opponents	33	41	30	23	0	127

Team Box Score																						
No.	Player				Total		3-Point		F-Throw		Rebounds											
		GP-GS	MIN	AVG	FG-FGA	FG%	3FG-3FGA	3FG%	FT-FTA	FT%	OFF	DEF	TOT	AVG	PF	DQ	A	TO	BLK	STL	PTS	AVG
12	AUGMON, Aniyah	2-2	71:41	35.8	11-24	.458	2-6	.333	13-18	.722	2	9	11	5.5	4	0	8	9	0	9	37	18.5
3	WILSON, Nyah	2-2	68:59	34.5	13-28	.464	1-5	.200	6-8	.750	1	4	5	2.5	3	0	3	3	1	6	33	16.5
33	CUMBER, Vianè	2-2	74:23	37.2	10-20	.500	6-15	.400	0-0	.000	0	13	13	6.5	2	0	1	2	1	1	26	13.0
30	REUS, Paula	2-2	75:46	37.9	7-22	.318	1-6	.167	4-5	.800	1	8	9	4.5	4	0	1	6	3	2	19	9.5
14	JOAQUIM, Hulda	2-0	41:07	20.6	5-8	.625	3-5	.600	0-0	.000	3	4	7	3.5	3	0	0	0	0	1	13	6.5
22	KOHL, Charlotte	2-2	38:53	19.4	2-2	1.000	0-0	.000	3-4	.750	4	5	9	4.5	8	0	1	3	3	0	7	3.5
5	LANGERMANN, Lara	2-0	24:57	12.5	1-2	.500	0-1	.000	0-0	.000	0	4	4	2.0	3	0	2	2	0	0	2	1.0
10	LAURO, Paris	2-0	04:14	2.1	0-0	.000	0-0	.000	0-0	.000	0	0	0	0.0	0	0	0	0	0	0	0	0.0
Team											1	2	3				1					
Total		2	400		49-106	.462	13-38	.342	26-35	.743	12	49	61	30.5	27	0	16	26	8	19	137	68.5
Opponents		2	400		50-123	.407	16-56	.286	11-18	.611	27	50	77	38.5	28	1	34	33	2	13	127	63.5

Team Statistics			UNM	OPP
Scoring			137	127
Points per game			68.5	63.5
Scoring margin			+5.0	-
Field goals-att			49-106	50-123
Field goal pct			.462	.407
3 point fg-att			13-38	16-56
3-point FG pct			.342	.286
3-pt FG made per game			6.5	8.0
Free throws-att			26-35	11-18
Free throw pct			.743	.611
F-Throws made per game			13.0	5.5
Rebounds			61	77
Rebounds per game			30.5	38.5
Rebounding margin			-8.0	-
Assists			16	34
Assists per game			8.0	17.0
Turnovers			26	33
Turnovers per game			13.0	16.5
Turnover margin			+3.5	-
Assist/turnover ratio			0.6	1.0
Steals			19	13
Steals per game			9.5	6.5
Blocks			8	2
Blocks per game			4.0	1.0
Winning streak			2	-
Home win streak			1	-
Attendance			4744	1188
Home games-Avg/Game			1-4744	1-1188
Neutral site-Avg/Game			-	0-0

Team Results				
Date	Opponent		Score	Att.
01/17/2024	Wyoming	W	68-61	4744
01/20/2024	at UNLV	W	69-66	1188

NEW MEXICO GAME-BY-GAME LEADERS

Date	Opponent		Score	Att.	High Points	High Rebounds
11/06/2023	Texas Southern	W	76-59	5055	(22) CUMBER, Vianè	(9) KOHL, Charlotte
11/09/2023	at Pepperdine	W	57-48	113	(16) AUGMON, Aniyah	(9) AUGMON, Aniyah
11/12/2023	Tarleton St.	W	64-55	4626	(16) REUS, Paula (16) WILSON, Nyah	(9) WILSON, Nyah
11/15/2023	Tex. A&M-Commerce	W	75-74	4718	(22) WILSON, Nyah	(20) KOHL, Charlotte
11/23/2023	vs Montana St.	L	57-75	166	(24) CUMBER, Vianè	(7) KOHL, Charlotte
11/24/2023	vs Georgia Tech	L	55-66	150	(17) AUGMON, Aniyah (17) WILSON, Nyah	(4) AUGMON, Aniyah (4) REUS, Paula
						(4) CUMBER, Vianè
						(4) JOAQUIM, Hulda
						(4) DIARRA BERTHE, Nahawa
11/28/2023	Eastern Ill.	Wot	81-78	4471	(25) REUS, Paula	(14) CUMBER, Vianè
12/02/2023	New Mexico St.	W	67-52	5379	(15) KOHL, Charlotte (15) REUS, Paula	(13) KOHL, Charlotte
12/04/2023	Mississippi Val.	W	68-45	4514	(16) KOHL, Charlotte (16) REUS, Paula	(20) KOHL, Charlotte
12/07/2023	Southern Utah	L	40-58	4526	(12) KOHL, Charlotte	(11) WILSON, Nyah
12/10/2023	Hampton	W	68-55	4638	(14) KOHL, Charlotte (14) REUS, Paula	(9) AUGMON, Aniyah
12/17/2023	Western N.M.	W	71-47	4889	(15) REUS, Paula	(9) REUS, Paula
12/22/2023	at Gonzaga	L	56-67	5241	(17) CUMBER, Vianè	(7) AUGMON, Aniyah (7) CUMBER, Vianè
12/30/2023	at Nevada	W	69-59	1444	(21) WILSON, Nyah	(9) CUMBER, Vianè
01/06/2024	Boise St.	L	56-64	5715	(15) AUGMON, Aniyah	(10) KOHL, Charlotte
01/10/2024	Utah St.	W	71-67	4704	(21) CUMBER, Vianè	(11) CUMBER, Vianè
01/13/2024	at Colorado St.	L	55-61	1488	(17) WILSON, Nyah	(9) CUMBER, Vianè
01/17/2024	Wyoming	W	68-61	4744	(23) WILSON, Nyah	(6) CUMBER, Vianè
01/20/2024	at UNLV	W	69-66	1188	(22) CUMBER, Vianè	(7) AUGMON, Aniyah (7) CUMBER, Vianè
01/24/2024	Fresno St.	W	84-77	4716	(24) WILSON, Nyah	(8) REUS, Paula

GAME 21: NEW MEXICO AT AIR FORCE

NEW MEXICO GAME-BY-GAME POINTS-REBOUNDS-ASSISTS

Opponent	Date	Score		1	2	3	5	10	12	14	15	21	22	24
				DIARRA BER	CHAVEZ,NAT	WILSON,NYA	LANGERMANN	LAURO,PARI	AUGMON,ANI	JOAQUIM,HU	BATES,JAE	CURTIS,MAC	KOHL,CHARL	ROBBINS,HA
Texas Southern	11/06/2023	76-59	W	0-2-2	0-0-0	20-4-3	0-1-0	0-0-0	17-6-6	2-5-0	DNP	DNP	6-9-1	0-6-0
at Pepperdine	11/09/2023	57-48	W	DNP	DNP	8-3-2	9-3-2	DNP	16-9-3	4-2-0	DNP	DNP	7-6-0	DNP
Tarleton St.	11/12/2023	64-55	W	DNP	DNP	16-9-2	0-2-0	DNP	2-3-5	6-6-2	DNP	DNP	6-5-3	6-4-1
Tex. A&M-Commerce	11/15/2023	75-74	W	0-0-1	0-0-0	22-2-0	3-1-1	DNP	16-4-2	0-3-0	DNP	DNP	14-20-1	DNP
vs Montana St.	11/23/2023	57-75	L	0-1-1	0-0-1	6-2-1	3-1-1	0-0-0	11-6-5	1-3-0	3-0-0	DNP	0-7-0	DNP
vs Georgia Tech	11/24/2023	55-66	L	6-4-0	DNP	17-3-0	0-0-0	DNP	17-4-4	0-4-0	DNP	0-0-0	8-3-0	DNP
Eastern Ill.	11/28/2023	81-78	Wot	0-0-0	DNP	21-7-1	0-0-0	DNP	10-8-6	2-3-0	DNP	DNP	9-6-0	DNP
New Mexico St.	12/02/2023	67-52	W	4-2-0	0-0-0	13-3-0	6-2-1	DNP	10-6-3	2-7-1	DNP	DNP	15-13-0	DNP
Mississippi Val.	12/04/2023	68-45	W	4-2-4	0-0-1	14-5-2	2-3-3	2-2-0	7-4-2	0-6-2	5-0-2	2-1-0	16-20-0	DNP
Southern Utah	12/07/2023	40-58	L	0-0-1	0-3-0	5-11-2	2-3-2	2-0-0	4-3-0	0-1-0	3-2-3	3-2-0	12-6-1	DNP
Hampton	12/10/2023	68-55	W	2-1-1	3-3-0	0-2-0	5-2-2	5-2-0	11-9-4	0-0-0	3-6-4	11-0-4	14-6-0	DNP
Western N.M.	12/17/2023	71-47	W	2-3-5	7-2-1	5-4-0	2-1-2	14-2-0	DNP	2-6-4	7-0-2	2-1-0	8-6-2	DNP
at Gonzaga	12/22/2023	56-67	L	2-1-0	DNP	7-5-0	0-1-0	9-4-1	8-7-6	0-0-0	DNP	DNP	2-2-0	DNP
at Nevada	12/30/2023	69-59	W	0-0-2	DNP	21-8-3	2-0-0	7-3-0	14-4-2	DNP	DNP	DNP	1-6-2	DNP
Boise St.	01/06/2024	56-64	L	0-0-0	DNP	11-2-2	0-1-1	0-0-0	15-5-5	0-1-0	DNP	0-0-0	9-10-0	DNP
Utah St.	01/10/2024	71-67	W	DNP	DNP	16-0-3	3-1-0	5-6-1	13-6-10	0-5-0	0-1-0	1-1-0	5-5-0	DNP
at Colorado St.	01/13/2024	55-61	L	0-3-0	DNP	17-4-2	0-1-0	0-2-0	15-6-6	0-1-1	DNP	DNP	8-8-0	DNP
Wyoming	01/17/2024	68-61	W	DNP	DNP	23-3-2	0-0-1	0-0-0	22-4-1	5-3-0	DNP	DNP	2-5-0	DNP
at UNLV	01/20/2024	69-66	W	DNP	DNP	10-2-1	2-4-1	0-0-0	15-7-7	8-4-0	DNP	DNP	5-4-1	DNP
Fresno St.	01/24/2024	84-77	W	DNP	DNP	24-4-2	2-1-2	0-0-0	18-5-1	2-3-0	DNP	DNP	2-1-0	DNP

Opponent	Date	Score		30 REUS,PAULA	33 CUMBER,VIA
Texas Southern	11/06/2023	76-59	W	9-6-2	22-6-1
at Pepperdine	11/09/2023	57-48	W	4-7-3	9-2-0
Tarleton St.	11/12/2023	64-55	W	16-7-1	12-7-0
Tex. A&M-Commerce	11/15/2023	75-74	W	11-8-1	9-4-1
vs Montana St.	11/23/2023	57-75	L	9-5-3	24-3-0
vs Georgia Tech	11/24/2023	55-66	L	4-4-0	3-4-0
Eastern Ill.	11/28/2023	81-78	Wot	25-3-2	14-14-5
New Mexico St.	12/02/2023	67-52	W	15-8-5	2-1-2
Mississippi Val.	12/04/2023	68-45	W	16-8-3	DNP
Southern Utah	12/07/2023	40-58	L	9-5-1	DNP
Hampton	12/10/2023	68-55	W	14-8-5	DNP
Western N.M.	12/17/2023	71-47	W	15-9-1	7-3-2
at Gonzaga	12/22/2023	56-67	L	11-4-1	17-7-2
at Nevada	12/30/2023	69-59	W	17-5-1	7-9-0
Boise St.	01/06/2024	56-64	L	11-5-3	10-4-2
Utah St.	01/10/2024	71-67	W	7-5-4	21-11-3
at Colorado St.	01/13/2024	55-61	L	5-5-1	10-9-2
Wyoming	01/17/2024	68-61	W	12-3-0	4-6-0
at UNLV	01/20/2024	69-66	W	7-6-1	22-7-1
Fresno St.	01/24/2024	84-77	W	20-8-3	16-6-5

NEW MEXICO GAME-BY-GAME

				Total		3-Pointers		Free throws		Rebounds											
Opponent	Date	Score		FG-FGA	PCT	3FG-3FGA	PCT	FT-FTA	PCT	OFF	DEF	TOT	AVG	PF	A	TO	BLK	STL	PTS	AVG	
Texas Southern	11/06/2023	76-59	W	28-64	.438	9-22	.409	11-12	.917	12	37	49	49.0	9	15	19	5	8	76	76.0	
at Pepperdine	11/09/2023	57-48	W	23-64	.359	5-23	.217	6-11	.545	15	24	39	44.0	15	10	12	0	9	57	66.5	
Tarleton St.	11/12/2023	64-55	W	24-59	.407	5-19	.263	11-13	.846	10	35	45	44.3	16	14	15	2	6	64	65.7	
Tex. A&M-Commerce	11/15/2023	75-74	W	31-68	.456	3-14	.214	10-20	.500	19	28	47	45.0	14	7	18	4	3	75	68.0	
vs Montana St.	11/23/2023	57-75	L	21-63	.333	10-32	.313	5-11	.455	13	19	32	42.4	14	12	18	2	9	57	65.8	
vs Georgia Tech	11/24/2023	55-66	L	20-59	.339	1-15	.067	14-19	.737	6	26	32	40.7	15	4	12	1	8	55	64.0	
Eastern Ill.	11/28/2023	81-78	Wot	27-76	.355	9-31	.290	18-21	.857	14	33	47	41.6	13	14	11	4	6	81	66.4	
New Mexico St.	12/02/2023	67-52	W	25-64	.391	4-18	.222	13-16	.813	16	31	47	42.3	16	12	13	5	8	67	66.5	
Mississippi Val.	12/04/2023	68-45	W	27-70	.386	8-35	.229	6-11	.545	16	40	56	43.8	9	19	12	7	7	68	66.7	
Southern Utah	12/07/2023	40-58	L	15-55	.273	2-11	.182	8-14	.571	14	27	41	43.5	7	10	16	4	5	40	64.0	
Hampton	12/10/2023	68-55	W	23-62	.371	11-37	.297	11-16	.688	8	33	41	43.3	20	20	12	1	9	68	64.4	
Western N.M.	12/17/2023	71-47	W	25-64	.391	10-26	.385	11-18	.611	15	27	42	43.2	8	19	18	3	16	71	64.9	
at Gonzaga	12/22/2023	56-67	L	20-59	.339	10-32	.313	6-7	.857	12	23	35	42.5	15	10	15	4	3	56	64.2	
at Nevada	12/30/2023	69-59	W	25-52	.481	3-13	.231	16-23	.696	4	36	40	42.4	11	10	13	2	1	69	64.6	
Boise St.	01/06/2024	56-64	L	20-57	.351	8-29	.276	8-10	.800	6	28	34	41.8	7	13	13	4	6	56	64.0	
Utah St.	01/10/2024	71-67	W	26-80	.325	11-33	.333	8-15	.533	17	28	45	42.0	16	21	7	4	12	71	64.4	
at Colorado St.	01/13/2024	55-61	L	22-59	.373	5-22	.227	6-11	.545	12	33	45	42.2	12	12	18	3	8	55	63.9	
Wyoming	01/17/2024	68-61	W	22-42	.524	3-10	.300	21-28	.750	3	21	24	41.2	12	4	15	5	10	68	64.1	
at UNLV	01/20/2024	69-66	W	27-64	.422	10-28	.357	5-7	.714	9	28	37	40.9	15	12	11	3	9	69	64.4	
Fresno St.	01/24/2024	84-77	W	28-54	.519	7-15	.467	21-25	.840	6	25	31	40.5	11	13	7	3	6	84	65.4	
Total		1307		479-1235	.388	134-465	.288	215-308	.698	227	582	809	40.5	255	251	275	66	149	1307	65.4	

OPPONENT GAME-BY-GAME

				Total		3-Pointers		Free throws		Rebounds											
Opponent	Date	Score		FG-FGA	PCT	3FG-3FGA	PCT	FT-FTA	PCT	OFF	DEF	TOT	AVG	PF	A	TO	BLK	STL	PTS	AVG	
Texas Southern	11/06/2023	76-59	W	23-71	.324	8-31	.258	5-6	.833	11	25	36	36.0	12	11	14	5	7	59	59.0	
at Pepperdine	11/09/2023	57-48	W	20-62	.323	2-14	.143	6-8	.750	17	26	43	39.5	12	10	17	4	6	48	53.5	
Tarleton St.	11/12/2023	64-55	W	21-63	.333	8-27	.296	5-10	.500	10	25	35	38.0	12	8	14	2	5	55	54.0	
Tex. A&M-Commerce	11/15/2023	75-74	W	28-66	.424	8-17	.471	10-15	.667	11	22	33	36.8	19	11	14	1	6	74	59.0	
vs Montana St.	11/23/2023	57-75	L	29-56	.518	6-18	.333	11-14	.786	8	28	36	36.6	17	23	17	5	7	75	62.2	
vs Georgia Tech	11/24/2023	55-66	L	26-62	.419	5-23	.217	9-10	.900	11	36	47	38.3	22	13	16	0	2	66	62.8	
Eastern Ill.	11/28/2023	81-78	Wot	29-71	.408	12-37	.324	8-10	.800	10	36	46	39.4	17	22	17	8	7	78	65.0	
New Mexico St.	12/02/2023	67-52	W	21-59	.356	5-16	.313	5-7	.714	9	24	33	38.6	15	12	13	1	6	52	63.4	
Mississippi Val.	12/04/2023	68-45	W	19-65	.292	4-12	.333	3-9	.333	10	29	39	38.7	12	9	11	6	8	45	61.3	
Southern Utah	12/07/2023	40-58	L	25-63	.397	8-28	.286	0-0	.000	11	30	41	38.9	15	14	11	7	7	58	61.0	
Hampton	12/10/2023	68-55	W	16-54	.296	6-19	.316	17-28	.607	8	36	44	39.4	11	7	18	3	8	55	60.5	
Western N.M.	12/17/2023	71-47	W	19-56	.339	2-14	.143	7-9	.778	9	27	36	39.1	14	11	26	3	12	47	59.3	
at Gonzaga	12/22/2023	56-67	L	25-52	.481	9-17	.529	8-10	.800	5	25	30	38.4	9	21	10	4	0	67	59.9	
at Nevada	12/30/2023	69-59	W	24-70	.343	5-22	.227	6-10	.600	12	26	38	38.4	21	10	7	2	7	59	59.9	
Boise St.	01/06/2024	56-64	L	25-60	.417	11-29	.379	3-3	1.000	5	31	36	38.2	13	15	11	2	9	64	60.1	
Utah St.	01/10/2024	71-67	W	24-56	.429	5-16	.313	14-19	.737	8	41	49	38.9	17	9	21	7	6	67	60.6	
at Colorado St.	01/13/2024	55-61	L	22-57	.386	10-27	.370	7-9	.778	2	27	29	38.3	11	16	11	7	5	61	60.6	
Wyoming	01/17/2024	68-61	W	26-60	.433	7-30	.233	2-3	.667	13	21	34	38.1	20	19	19	0	3	61	60.6	
at UNLV	01/20/2024	69-66	W	24-63	.381	9-26	.346	9-15	.600	14	29	43	38.3	8	15	14	2	10	66	60.9	
Fresno St.	01/24/2024	84-77	W	30-66	.455	11-32	.344	6-9	.667	13	22	35	38.2	16	14	11	5	5	77	61.7	
Total		1234		476-1232	.386	141-455	.310	141-204	.691	197	566	763	38.2	293	270	292	74	126	1234	61.7	

NEW MEXICO INDIVIDUAL GAME HIGHS

POINTS	25		Paula Reus vs Eastern Ill. (11/28/2023)
	24		Nyah Wilson vs Fresno St. (01/24/2024)
	24		Vianè Cumber vs Montana St. (N) (11/23/2023)
	23		Nyah Wilson vs Wyoming (01/17/2024)
	22		Vianè Cumber at UNLV (01/20/2024)
	22		Aniyah Augmon vs Wyoming (01/17/2024)
	22		Nyah Wilson vs Tex. A&M-Commerce (11/15/2023)
	22		Vianè Cumber vs Texas Southern (11/06/2023)
FIELD GOALS MADE	9		Nyah Wilson vs Tex. A&M-Commerce (11/15/2023)
	9		Vianè Cumber vs Texas Southern (11/06/2023)
FIELD GOAL ATTEMPTS	22		Vianè Cumber vs Utah St. (01/10/2024)
	20		Nyah Wilson vs Eastern Ill. (11/28/2023)
FIELD GOAL PERCENTAGE (min 5 made)	.833	(5-6)	Paris Lauro vs Western N.M. (12/17/2023)
	.778	(7-9)	Charlotte Kohl vs Mississippi Val. (12/04/2023)
3 PT FG MADE	8		Vianè Cumber vs Montana St. (N) (11/23/2023)
	6		Vianè Cumber at UNLV (01/20/2024)
3 PT FG ATTEMPTS	15		Vianè Cumber vs Montana St. (N) (11/23/2023)
	12		Vianè Cumber vs Utah St. (01/10/2024)
	12		Vianè Cumber vs Boise St. (01/06/2024)
3 PT FG PERCENTAGE (min 2 made)	1.000	(4-4)	Paula Reus vs Fresno St. (01/24/2024)
	1.000	(4-4)	Nyah Wilson vs Texas Southern (11/06/2023)
FREE THROWS MADE	10		Nyah Wilson vs Fresno St. (01/24/2024)
	9		Aniyah Augmon vs Wyoming (01/17/2024)
	9		Nyah Wilson at Nevada (12/30/2023)
	9		Nyah Wilson vs Georgia Tech (N) (11/24/2023)
FREE THROW ATTEMPTS	13		Aniyah Augmon vs Wyoming (01/17/2024)
	12		Nyah Wilson vs Fresno St. (01/24/2024)
	12		Nyah Wilson at Nevada (12/30/2023)
	12		Charlotte Kohl vs Hampton (12/10/2023)
FREE THROW PERCENTAGE (min 3 made)	1.000	(6-6)	Nyah Wilson vs Eastern Ill. (11/28/2023)
	1.000	(4-4)	Aniyah Augmon vs Tex. A&M-Commerce (11/15/2023)
	1.000	(3-3)	Paula Reus vs Southern Utah (12/07/2023)
REBOUNDS	20		Charlotte Kohl vs Mississippi Val. (12/04/2023)
	20		Charlotte Kohl vs Tex. A&M-Commerce (11/15/2023)
ASSISTS	10		Aniyah Augmon vs Utah St. (01/10/2024)
	7		Aniyah Augmon at UNLV (01/20/2024)
STEALS	8		Aniyah Augmon at Pepperdine (11/09/2023)
	5		Aniyah Augmon vs Wyoming (01/17/2024)
	5		Aniyah Augmon vs New Mexico St. (12/02/2023)
BLOCKED SHOTS	5		Charlotte Kohl vs Mississippi Val. (12/04/2023)
	4		Charlotte Kohl vs New Mexico St. (12/02/2023)
	4		Charlotte Kohl vs Tex. A&M-Commerce (11/15/2023)
TURNOVERS	7		Aniyah Augmon at Colorado St. (01/13/2024)
	6		Aniyah Augmon vs Eastern Ill. (11/28/2023)
	6		Aniyah Augmon vs Georgia Tech (N) (11/24/2023)
	6		Aniyah Augmon vs Montana St. (N) (11/23/2023)
FOULS	5		Charlotte Kohl at Gonzaga (12/22/2023)
	5		Charlotte Kohl vs Montana St. (N) (11/23/2023)

NEW MEXICO TEAM GAME HIGHS

POINTS	84	Fresno St. (01/24/2024)
	81	Eastern Ill. (11/28/2023)
	76	Texas Southern (11/06/2023)
	75	Tex. A&M-Commerce (11/15/2023)
	71	Utah St. (01/10/2024)
	71	Western N.M. (12/17/2023)
FIELD GOALS MADE	31	Tex. A&M-Commerce (11/15/2023)
	28	Fresno St. (01/24/2024)
	28	Texas Southern (11/06/2023)
FIELD GOAL ATTEMPTS	80	Utah St. (01/10/2024)
	76	Eastern Ill. (11/28/2023)
FIELD GOAL PERCENTAGE	.524 (22-42)	Wyoming (01/17/2024)
	.519 (28-54)	Fresno St. (01/24/2024)
3 PT FG MADE	11	Utah St. (01/10/2024)
	11	Hampton (12/10/2023)
3 PT FG ATTEMPTS	37	Hampton (12/10/2023)
	35	Mississippi Val. (12/04/2023)
3 PT FG PERCENTAGE	.467 (7-15)	Fresno St. (01/24/2024)
	.409 (9-22)	Texas Southern (11/06/2023)
FREE THROWS MADE	21	Fresno St. (01/24/2024)
	21	Wyoming (01/17/2024)
FREE THROW ATTEMPTS	28	Wyoming (01/17/2024)
	25	Fresno St. (01/24/2024)
FREE THROW PERCENTAGE	.917 (11-12)	Texas Southern (11/06/2023)
	.857 (18-21)	Eastern Ill. (11/28/2023)
	.857 (6-7)	at Gonzaga (12/22/2023)
REBOUNDS	56	Mississippi Val. (12/04/2023)
	49	Texas Southern (11/06/2023)
ASSISTS	21	Utah St. (01/10/2024)
	20	Hampton (12/10/2023)
STEALS	16	Western N.M. (12/17/2023)
	12	Utah St. (01/10/2024)
BLOCKED SHOTS	7	Mississippi Val. (12/04/2023)
	5	Wyoming (01/17/2024)
	5	New Mexico St. (12/02/2023)
	5	Texas Southern (11/06/2023)
TURNOVERS	19	Texas Southern (11/06/2023)
	18	at Colorado St. (01/13/2024)
	18	Western N.M. (12/17/2023)
	18	vs Montana St. (N) (11/23/2023)
	18	Tex. A&M-Commerce (11/15/2023)
FOULS	20	Hampton (12/10/2023)
	16	Utah St. (01/10/2024)
	16	New Mexico St. (12/02/2023)
	16	Tarleton St. (11/12/2023)

NEW MEXICO LEADERBOARD

Points

##	Player	G	Pts	Pts/G
3	Wilson, Nyah	20	276	13.8
12	Augmon, Aniyah	19	241	12.7
30	Reus, Paula	20	237	11.9
33	Cumber, Vianè	17	209	12.3
22	Kohl, Charlotte	20	149	7.5
10	Lauro, Paris	14	44	3.1
5	Langermann, Lara	20	41	2.1
14	Joaquim, Hulda	19	34	1.8
15	Bates, Jaelyn	6	21	3.5
1	Diarra Berthe, Nahawa	14	20	1.4
21	Curtis, Mackenzie	7	19	2.7
2	Chavez, Natalia	8	10	1.3
24	Robbins, Hannah	2	6	3.0

Scoring Average

##	Player	G	Pts	Pts/G
3	Wilson, Nyah	20	276	13.8
12	Augmon, Aniyah	19	241	12.7
33	Cumber, Vianè	17	209	12.3
30	Reus, Paula	20	237	11.9
22	Kohl, Charlotte	20	149	7.5
15	Bates, Jaelyn	6	21	3.5
10	Lauro, Paris	14	44	3.1
24	Robbins, Hannah	2	6	3.0
21	Curtis, Mackenzie	7	19	2.7
5	Langermann, Lara	20	41	2.1
14	Joaquim, Hulda	19	34	1.8
1	Diarra Berthe, Nahawa	14	20	1.4
2	Chavez, Natalia	8	10	1.3

Field Goal Percentage

##	Player	FG	Att	Pct
22	Kohl, Charlotte	57	115	.496
10	Lauro, Paris	17	36	.472
12	Augmon, Aniyah	88	208	.423
30	Reus, Paula	92	224	.411
3	Wilson, Nyah	92	232	.397
33	Cumber, Vianè	78	214	.364
14	Joaquim, Hulda	14	45	.311
24	Robbins, Hannah	3	10	.300
21	Curtis, Mackenzie	5	17	.294
15	Bates, Jaelyn	7	27	.259
5	Langermann, Lara	14	55	.255
2	Chavez, Natalia	4	17	.235
1	Diarra Berthe, Nahawa	8	35	.229

Field Goal Attempts

##	Player	G	Att	Att/G
3	Wilson, Nyah	20	232	11.6
30	Reus, Paula	20	224	11.2
33	Cumber, Vianè	17	214	12.6
12	Augmon, Aniyah	19	208	10.9
22	Kohl, Charlotte	20	115	5.8

Field Goals Made

##	Player	G	Made	Made/G
3	Wilson, Nyah	20	92	4.6
30	Reus, Paula	20	92	4.6
12	Augmon, Aniyah	19	88	4.6
33	Cumber, Vianè	17	78	4.6
22	Kohl, Charlotte	20	57	2.9

NEW MEXICO LEADERBOARD

3-Point FG Percentage

##	Player	3FG	Att	Pct
10	Lauro, Paris	9	21	.429
14	Joaquim, Hulda	3	7	.429
33	Cumber, Vianè	47	137	.343
3	Wilson, Nyah	17	51	.333
22	Kohl, Charlotte	2	6	.333
21	Curtis, Mackenzie	4	13	.308
30	Reus, Paula	27	89	.303
15	Bates, Jaelyn	5	21	.238
12	Augmon, Aniyah	11	52	.212
5	Langermann, Lara	7	39	.179
2	Chavez, Natalia	2	13	.154

Free Throw Percentage

##	Player	Made	Att	Pct
21	Curtis, Mackenzie	5	6	.833
3	Wilson, Nyah	75	98	.765
5	Langermann, Lara	6	8	.750
30	Reus, Paula	26	35	.743
12	Augmon, Aniyah	54	81	.667
1	Diarra Berthe, Nahawa	4	6	.667
22	Kohl, Charlotte	33	52	.635
14	Joaquim, Hulda	3	5	.600
33	Cumber, Vianè	6	11	.545
15	Bates, Jaelyn	2	4	.500
10	Lauro, Paris	1	2	.500

Rebounds

##	Player	G	Reb	Reb/G
22	Kohl, Charlotte	20	148	7.4
30	Reus, Paula	20	119	6.0
12	Augmon, Aniyah	19	106	5.6
33	Cumber, Vianè	17	103	6.1
3	Wilson, Nyah	20	83	4.2

Rebounds Average

##	Player	G	Reb	Reb/G
22	Kohl, Charlotte	20	148	7.4
33	Cumber, Vianè	17	103	6.1
30	Reus, Paula	20	119	6.0
12	Augmon, Aniyah	19	106	5.6
24	Robbins, Hannah	2	10	5.0

3-Point FG Attempts

##	Player	G	Att	Att/G
33	Cumber, Vianè	17	137	8.1
30	Reus, Paula	20	89	4.5
12	Augmon, Aniyah	19	52	2.7
3	Wilson, Nyah	20	51	2.6
5	Langermann, Lara	20	39	2.0

3-Point FG Made

##	Player	G	Made	Made/G
33	Cumber, Vianè	17	47	2.8
30	Reus, Paula	20	27	1.4
3	Wilson, Nyah	20	17	0.9
12	Augmon, Aniyah	19	11	0.6
10	Lauro, Paris	14	9	0.6

Free Throw Attempts

##	Player	G	Att	Att/G
3	Wilson, Nyah	20	98	4.9
12	Augmon, Aniyah	19	81	4.3
22	Kohl, Charlotte	20	52	2.6
30	Reus, Paula	20	35	1.8
33	Cumber, Vianè	17	11	0.6

Free Throws Made

##	Player	G	Made	Made/G
3	Wilson, Nyah	20	75	3.8
12	Augmon, Aniyah	19	54	2.8
22	Kohl, Charlotte	20	33	1.7
30	Reus, Paula	20	26	1.3
33	Cumber, Vianè	17	6	0.4

Assists

##	Player	G	Ast	Ast/G
12	Augmon, Aniyah	19	78	4.1
30	Reus, Paula	20	41	2.1
3	Wilson, Nyah	20	28	1.4
33	Cumber, Vianè	17	26	1.5
5	Langermann, Lara	20	19	1.0

Steals

##	Player	G	Stl	Stl/G
12	Augmon, Aniyah	19	49	2.6
3	Wilson, Nyah	20	26	1.3
30	Reus, Paula	20	21	1.1
33	Cumber, Vianè	17	13	0.8
22	Kohl, Charlotte	20	11	0.6

NEW MEXICO LEADERBOARD

Offensive Rebounds

##	Player	G	OReb	OReb/G
22	Kohl, Charlotte	20	62	3.1
14	Joaquim, Hulda	19	29	1.5
12	Augmon, Aniyah	19	23	1.2
3	Wilson, Nyah	20	19	1.0
30	Reus, Paula	20	19	1.0

Defensive Rebounds

##	Player	G	DReb	DReb/G
30	Reus, Paula	20	100	5.0
33	Cumber, Vianè	17	88	5.2
22	Kohl, Charlotte	20	86	4.3
12	Augmon, Aniyah	19	83	4.4
3	Wilson, Nyah	20	64	3.2

Fouls

##	Player	G	PF	PF/G
22	Kohl, Charlotte	20	53	2.7
3	Wilson, Nyah	20	48	2.4
12	Augmon, Aniyah	19	35	1.8
33	Cumber, Vianè	17	28	1.6
30	Reus, Paula	20	28	1.4

Foul Outs

##	Player	G	FO
22	Kohl, Charlotte	20	2

Blocked Shots

##	Player	G	Blk	Blk/G
22	Kohl, Charlotte	20	37	1.9
30	Reus, Paula	20	11	0.6
12	Augmon, Aniyah	19	4	0.2
33	Cumber, Vianè	17	3	0.2
10	Lauro, Paris	14	3	0.2

Minutes

##	Player	G	Min	Min/G
30	Reus, Paula	20	651	32:33
12	Augmon, Aniyah	19	634	33:23
3	Wilson, Nyah	20	605	30:14
33	Cumber, Vianè	17	592	34:48
22	Kohl, Charlotte	20	482	24:05

Turnovers

##	Player	G	TO	TO/G
12	Augmon, Aniyah	19	75	3.9
30	Reus, Paula	20	48	2.4
3	Wilson, Nyah	20	39	2.0
22	Kohl, Charlotte	20	24	1.2
5	Langermann, Lara	20	19	1.0