



NEW MEXICO LOBOS

2023-24 MEN'S BASKETBALL



X @UNMLoboMBB | #GoLobos | GoLobos.com

SCHEDULE/RESULTS

OCTOBER

26 CSU PUEBLO (ex) W, 83-65

NOVEMBER

1 NM HIGHLANDS (ex) W, 86-73

6 TEXAS SOUTHERN W, 92-55

9 at #23 Saint Mary's L, 58-72

16 UT ARLINGTON W, 82-80

21 vs. Toledo ^ W, 92-84

22 vs. Rice ^ W, 90-56

24 vs. Pepperdine ^ W, 90-71

29 LOUISIANA TECH W, 74-65

DECEMBER

2 NEW MEXICO STATE W, 106-62

6 UC SANTA BARBARA W, 84-61

9 vs. Santa Clara & W, 93-76

15 at New Mexico State W, 73-72

20 UC IRVINE W, 78-65

29 EASTERN NEW MEXICO W, 87-54

JANUARY

2 at #13 Colorado State * L, 68-76

6 WYOMING * CBSSN 8:00

9 at UNLV * FS1 8:30

13 SAN DIEGO STATE * CBS 12:00

16 UTAH STATE * FS1 8:30

20 at Air Force * CBSSN 2:00

24 at San Jose State * CBSSN 9:00

28 NEVADA * FS1 8:00

31 BOISE STATE * FS1 8:30

FEBRUARY

6 at Wyoming * MWN 6:30

10 UNLV * CBSSN 6:00

13 at Nevada * CBSSN 9:00

16 at San Diego State * FS1 8:00

21 COLORADO STATE * CBSSN 8:00

24 AIR FORCE * CBSSN 2:00

MARCH

2 at Boise State * CBSSN 6:00

6 FRESNO STATE * FS1 8:30

9 at Utah State * CBSSN 6:30

13-16 at Mountain West Tournament %

All Times MT and subject to change

* Mountain West Game

^ Ball Dawgs Classic (Henderson, Nev.)

& Jack Jones Classic (Henderson, Nev.)

% Las Vegas, Nev.

COMMUNICATIONS

Steve Kirkland - Men's Basketball Contact

(434) 825-5241 cell
kirkland@unm.edu email

X @skirkland14

GAME #15 | JANUARY 6 | THE PIT | ALBUQUERQUE, NM

NEW MEXICO LOBOS
12-2 (0-1 MW)



WYOMING COWBOYS
8-6 (1-0 MW)

Head Coach: Richard Pitino (Providence '05)
Overall Record: 206-170 (12th)
UNM Record: 47-33 (3rd)
vs. UW: 3-2 (3-2 UNM)



Head Coach: Jeff Linder (Western State '00)
Overall Record: 136-98 (6th)
UW Record: 56-48 (4th)
vs. UNM: 4-3 (4-3 UW)

NET: 35

KenPom: 37

NET: 189

KenPom: 198

CBS SPORTS NETWORK

Play-by-Play: Alex Del Barrio
Analyst: Pete Gillen

96.3 NEWS RADIO
KKOB

Play-by-Play: Robert Portnoy
Analyst: Hunter Greene

THE OPENING TIP

- ▶ The Lobos host Wyoming in their Mountain West home opener
- ▶ New Mexico had its 11-game win streak snapped Tuesday night with a loss at No. 13 Colorado State in its conference opener
- ▶ UNM has had at least 10 steals in six of the last seven games
- ▶ JT Toppin had 17 points and 11 rebounds at CSU, becoming just the second Lobo freshman to ever post a double-double against a ranked opponent
- ▶ UNM is wearing uniforms inspired by the New Mexico state flag, in recognition of Saturday being the 112th of statehood (New Mexico became the 47th state on January 6, 1912)

SERIES HISTORY

Overall: 78-72
Home: 46-25 (40-16 Pit)
Streak: W1

LAST 5 SERIES GAMES

Date	Opponent	Result
3/8/23	N ^{MW}	W, 87-76
2/14/23	H	L, 56-70
12/31/22	A	W, 76-75
2/15/22	H	W, 65-66
1/22/22	A	L, 91-93

POSSIBLE STARTERS



2 DONOVAN DENT
G | 6-2 / 175 | So. | Riverside, Calif.

16.3 ppg | 3.0 rpg | 6.4 apg | 31.7 mpg | 1.8 spg

- ▶ Game-winning layup at NMSU
- ▶ 2 double-doubles (Rice/NMSU)
- ▶ Only Division I player this season with multiple 10+ assist/0 turnover games



5 JAMAL MASHBURN, JR.
G | 6-2 / 195 | Sr.* | Miami Fla.

17.3 ppg | 1.7 rpg | 1.4 apg | 30.3 mpg | 80 FT%

- ▶ Preseason All-Mountain West
- ▶ Led the MW in scoring last season at 19.1 ppg and 21.0 ppg in league play
- ▶ 33 career 20-point games



10 JAELEN HOUSE
G | 6-0 / 175 | Grad. | Phoenix, Ariz.

15.1 ppg | 3.0 rpg | 3.7 apg | 26.4 mpg | 2.7 spg

- ▶ Preseason All-Mountain West
- ▶ 7th in UNM history w/178 career steals
- ▶ Season-high 28 points (26 in 1st half) vs. New Mexico State



15 JT TOPPIN
F | 6-9 / 220 | Fr. | Dallas, Texas

12.7 ppg | 7.9 rpg | 1.4 bpg | 23.7 mpg | 67 FG%

- ▶ First Lobo freshman ever to have consecutive double-doubles (UTA, Toledo)
- ▶ Four-time MW Freshman of the Week
- ▶ Leads MW in FG% at 67.3%



23 NELLY JUNIOR JOSEPH
C | 6-10 / 240 | Sr.* | Benin City, Nigeria

8.9 ppg | 7.6 rpg | 1.1 bpg | 24.9 mpg | 54% FG

- ▶ Season-high 16 rebs (15 in 1st half) vs. Eastern New Mexico
- ▶ Only Lobo to start every game this year
- ▶ 37 career doubles

KEY RESERVES

No.	Pos.	Name	Yr.	Ht. / Wt.	PPG	RPG	Of Note
3	G	Tru Washington	Fr.	6-4 / 200	9.8	4.3	Six-straight double figure gms (11/22-12/9)
0	G	Jemari Baker, Jr.	Grad.	6-5 / 205	6.8	1.9	Leads the team with 23 3-pointers
22	F	Mustapha Amzil	Sr.*	6-9 / 225	4.0	2.1	Back-to-back 11 pt games vs UCI & ENMU
1	G	Braden Appelhans	R-Fr.	6-7 / 195	3.6	0.6	More pts in opener (11) than all last yr (10)
12	F	Isaac Mushila	Grad.	6-5 / 210	2.8	4.2	1st Team All-Southland at TAMU-CC
11	G	Quinton Webb	R-Fr.	6-6 / 205	2.6	1.9	Career-high 7 points vs. Rice & NMSU
21	C	Sebastian Forsling Jr.	Jr.	7-0 / 240	1.2	1.1	Career-high eight pts vs. Texas Southern

* has a super senior year available due to COVID

RICHARD PITINO



3rd Season at New Mexico

COACHING RECORD

Year	School	Overall	Conf.
2013	FIU	18-14	11-9
2014	Minnesota	25-13	8-10
2015	Minnesota	18-15	6-12
2016	Minnesota	8-23	2-16
2017	Minnesota	24-10	11-7
2018	Minnesota	15-17	4-14
2019	Minnesota	22-14	9-11
2020	Minnesota	15-16	8-12
2021	Minnesota	14-15	6-14
2022	New Mexico	13-19	5-12
2023	New Mexico	22-12	8-10
2024	New Mexico	12-2	0-1
TOTALS		206-170	78-128

NOTABLE

- Took UNM to the NIT in his second season, the Lobos' first postseason appearance in nine years
- Led Minnesota to the 2014 NIT Championship
- Led Minnesota to two NCAA Tournament appearances
- 2017 Big Ten Coach of the Year
- 2017 NABC District 7 Coach of the Year
- 18 wins over ranked teams in eight seasons at Minnesota
- Led FIU to 10-win improvement and first winning seasons in 12 years in 2012-13 in first season as a head coach
- Five NCAA appearances in seven years as an assistant coach
- While on his father's staff at Louisville, the Cardinals reached the 2012 Final Four, the Elite Eight in 2008 and 2009 and won two Big East Championships
- While on Billy Donovan's staff at Florida, the Gators reached the Elite Eight in 2011 and won one SEC Regular Season Title

PITINO vs. 2023-24 OPPONENTS

Air Force	3-1	(3-1 UNM)
Boise State	1-2	(1-2 UNM)
Colorado St	1-4	(1-4 UNM)
Eastern NM	1-0	(1-0 UNM)
Fresno St	1-3	(1-3 UNM)
Louisiana Tech	1-0	(1-0 UNM)
Nevada	0-4	(0-4 UNM)
New Mexico State	3-1	(3-1 UNM)
Pepperdine	1-0	(1-0 UNM)
Rice	1-0	(1-0 UNM)
Saint Mary's	2-1	(1-0 Minnesota/1-1 UNM)
San Diego St	1-2	(1-2 UNM)
San Jose St	3-1	(3-1 UNM)
Santa Clara	2-0	(1-0 Minnesota/1-0 UNM)
Texas Southern	2-0	(1-0 FIU/1-0 UNM)
Toledo	1-0	(1-0 UNM)
UC Irvine	1-0	(1-0 UNM)
UC Santa Barbara	1-0	(1-0 UNM)
UNLV	1-2	(1-2 UNM)
UT Arlington	2-0	(1-0 UNM/1-0 Minnesota)
Utah State	0-4	(0-4 UNM)
Wyoming	3-2	(3-2 UNM)

GETTING BACK TO 100%

- The Lobos have only had two games this season (Texas Southern on Nov. 6 and at Colorado State on Jan. 2) when all 12 scholarship players on the roster have been available
- New Mexico has had 16 man-games lost this season due to injury/illness, with six of the 12 players missing at least one game (Jamal Mashburn, Jr.-7; Jaelen House-5; Donovan Dent-1; Tru Washington-1; Isaac Mushila-1; Braden Appelhans-1)
- Preseason All-Mountain West guards Mashburn and House were only on the floor together for a total of 37:15 during the 13 non-conference games (15:04 in the season-opener vs. Texas Southern; 22:09 in the non-conference finale vs. Eastern New Mexico)

NON-CONFERENCE SUCCESS

- New Mexico has posted a 25-1 record in regular season non-conference games over the past two seasons (13-0 last year, 12-1 this year)
- The Lobos' .962 win percentage in those games is T-2nd best record nationally (behind Purdue and tied with Houston)
- UNM has posted a 12-win non-conference season in consecutive seasons for the first time since a four-year stretch from 2010-13
- This season, the Lobos had five non-conference wins away from home for the first time since 2012-13 (six non-conference wins away from home)

BEST REGULAR SEASON NON-CONF. RECORD LAST 2 YRS	
1.000	Purdue (22-0)
.962	New Mexico (25-1)
.962	Houston (25-1)
.955	UConn (21-1)
.923	Kansas (24-2)

GETTING DEFENSIVE

- New Mexico enters the game ranked in the top 30 of KenPom defensively efficiency at 95.4, its best rating since 2012-13 when it finished the year at 90.9
- UNM ranks 14th nationally in steals per game at 10.0 and 17th nationally in turnovers forced per game at 16.2
- The Lobos have six double-digit steal games this season (14 games), as many as they had in the first two seasons of the Pitino era combined (66 games)
- The Lobos recorded at least 10 steals in four straight games (12/2-12/15), the longest streak of consecutive double-digit steal games since the first four games of the 1981-82 season
- New Mexico forced at least 20 turnovers vs. Santa Clara and at NM State, the first consecutive games of 20-plus opponent turnovers since the first two games of the 2017-18 season (Northern NM, Omaha)

UNM MOST DOUBLE-DIGIT STEAL GAMES (MW ERA)	
12	2019-20
12	2004-05
7	2017-18
7	2009-10
7	1999-00
6	2023-24
6	2005-06

NATIONAL LEADERS

- JT Toppin ranks fifth nationally in field goal percentage at 67.3% and is the only freshman in the top 40
- Donovan Dent ranks 11th nationally in assists per game at 6.4 per game
- As a team, the Lobos rank in the top 30 nationally in several categories: turnover margin (7th - +5.6), steals per game (14th - 10.0), turnovers forced per game (17th- 16.2), scoring margin (27th - +15.6) and fastbreak points (27th - 15.4)

LAST TIME OUT

- The Lobos saw their 11-game win streak snapped with an 86-78 loss at No. 13 Colorado State on Tuesday night in Fort Collins
- JT Toppin led the Lobos with 17 points and 11 rebounds for his fourth double-double of the season
- Toppin's 17 points were the most by a Lobo freshman ever in a Mountain West opener
- Toppin became the first Lobo freshman to ever post a double-double in a conference opener and just the second Lobo freshman ever to have a double-double against a ranked opponent (Kenny Thomas had 30 pts/17 rebs vs. No. 10 Utah in the 1996 WAC Tournament final)
- Jaelen House had 14 points on 4-5 3FG, but only played 18:31 of the game due to foul trouble
- Donovan Dent just missed his third double-double of the season, scoring 10 points and recording nine assists

MEDIA SCHEDULE

JAN. 6 Saturday	JAN. 7 Sunday	JAN.8 Monday	JAN. 9 Tuesday	JAN. 10 Wednesday	JAN. 11 Thursday	JAN. 12 Friday
GAMEDAY vs. Wyoming 8:00 pm			GAMEDAY at UNLV 7:30 pm PT		LOBO TALK Salt Yard West 6:00-7:00 pm	INTERVIEWS Press Room 10:00 am

RANKINGS

ASSOCIATED PRESS (1/1)

1	Purdue (49)	12-1	1561
2	Kansas (5)	12-1	1497
3	Houston (9)	13-0	1477
4	UConn	11-2	1302
5	Tennessee	9-3	1234
6	Kentucky	10-2	1196
7	Marquette	11-3	1137
8	North Carolina	9-3	1088
9	Illinois	10-2	980
10	Arizona	10-3	975
11	Oklahoma	12-1	898
12	BYU	12-1	723
13	Colorado State	12-1	694
14	Duke	9-3	662
15	Memphis	11-2	631
16	Clemson	11-1	630
17	Florida Atlantic	10-3	603
18	Baylor	10-2	589
19	James Madison	13-0	469
20	Texas	10-2	374
21	Wisconsin	9-3	355
22	Ole Miss	13-0	329
23	Providence	11-2	198
24	Gonzaga	9-4	173
25	Auburn	10-2	168

Others receiving votes: **San Diego State 113**, Creighton 106, Colorado 86, Utah 82, Miami 41, Iowa State 22, Michigan State 15, **Nevada 13**, Texas A&M 13, Ohio State 8, **NEW MEXICO 6**, Grand Canyon 5, Dayton 5, South Carolina 4, Mississippi State 4, Alabama 3, Villanova 3, Northwestern 3

COACHES (1/2)

1	Purdue (23)	12-1	789
2	Kansas (1)	12-1	758
3	Houston (8)	13-0	757
4	UConn	11-2	674
5	Tennessee	9-3	642
6	Kentucky	10-2	594
7	Marquette	11-3	580
8	Illinois	10-2	527
9	North Carolina	9-3	501
10	Arizona	10-3	495
11	Oklahoma	12-1	426
12	BYU	12-1	421
13	Duke	9-3	378
14	Colorado State	12-1	359
15	Memphis	11-2	342
16	Clemson	11-1	338
17	Florida Atlantic	10-3	273
18	Baylor	10-2	265
19	Ole Miss	13-0	198
20	James Madison	13-0	193
21	Wisconsin	9-3	172
22	Texas	11-2	167
23	Providence	11-2	130
24	Auburn	10-2	92
25	Gonzaga	9-4	72

Others receiving votes: Creighton 45, **San Diego State 37**, Michigan State 26, Utah 25, Colorado 24, Ohio State 19, Iowa State 19, **Nevada 15**, TCU 14, Grand Canyon 9, Miami 8, Villanova 5, **NEW MEXICO 5**, Princeton 2, Nebraska 2, Indiana State 1, Texas A&M 1.

2023-24 Opponents in Bold

DENT DISHING IT OUT

- Donovan Dent is the only player in the nation with multiple games this season with 10 or more assists and no turnovers
- His two games of 10 assists/0 turnovers are tied for the most in a career by a Lobo (Marlon Parmer & Darrell McGee), but accomplished the feat in fewer career games
- He had a career-high 11 assists (and no turnovers) against Rice in the Ball Dawgs Classic on Nov. 22, the second-most assists in a zero turnover game in UNM history (T-most against a Division I opponent)
- He had 10 assists (and no turnovers) in the win over New Mexico State at The Pit on Dec. 2

RARE AIR FOR DENT

- Donovan Dent (16.3 ppg/6.4 apg) is one of two players nationally averaging at least 16 points and six assists per game (Isaiah Stevens of Colorado State)
- Only one Lobo has ever finished a season averaging 16 points and six assists per game (Kelvin Scarborough [18.9 ppg/6.1 apg] in 1986-87)

YOU AREN'T ROBBING THE HOUSE, THE HOUSE IS ROBBING YOU

- Jaelen House has 24 steals in his nine games this season, including his 18th game at UNM with at least four steals with six vs. Santa Clara
- His 110 steals over the past two seasons ranks sixth nationally
- He enters tonight's game T-7th on UNM's career steals list with 178

MASH MOVING UP

- Jamal Mashburn, Jr. has moved into the top 20 in career scoring at UNM with 1,354 points (17th all-time)
- He needs 188 more points to crack the top 10 in Lobo career history
- Both Mashburn and Jaelen House have an opportunity this season to become the first ever Lobos to score at least 500 points in three consecutive seasons

TOPPIN HISTORIC DOUBLE-DOUBLES

- JT Toppin is making history with his double-doubles as a freshman, already posting four, the second-most in UNM freshman history
- Toppin became the first Lobo freshman to post consecutive double-doubles with his performances against UT Arlington (15p/10r) and Toledo (27p/11r)
- His 17-point/11-rebound performance in the MW opener at No. 13 Colorado State made history as the first-ever Lobo freshman double-double in a league opener and just the second-ever Lobo freshman double-double against a ranked opponent (Kenny Thomas had 30 pts/17 rebs vs. No. 10 Utah in the 1996 WAC Tournament final)
- He is just the fifth Lobo freshman to have multiple double-doubles in a season, joining Kenny Thomas (7 in 1995-96), Mark Walters (2 in 2002-03), John Robinson II (2 in 1998-99, both points/assists) and Alan Dolensky (2 in 1980-81)
- Toppin is one of just four freshman nationally to have at least four double-doubles this season

FRESHMAN AT THE PEAK

- JT Toppin (four times) and Tru Washington (once) have given UNM the Mountain West Freshman of the Week honor five times in the first seven weeks of the season
- Toppin became the first player to win the award four times over the first seven weeks of the season and is already T-4th for the most awards in a year

UNM CAREER GAMES WITH 10 ASSISTS/0 TURNSOVERS

2	Donovan Dent (2023-pres./47 games)
2	Marlon Parmer (2000-02/82 games)
2	Darrell McGee (1987-90/137 games)
1	Six tied

MOST STEALS SINCE 2022-23

142	Arturo Dean (FIU)
125	Kellen Tynes (Maine)
120	Tamin Lipsey (Iowa State)
117	Javon Bennett (Merrimack/Dayton)
111	Eric Gaines (UAB)
110	Jaelen House (New Mexico)

MOST UNM FRESHMAN DOUBLE-DOUBLES

7	Kenny Thomas (1995-96)
4	JT Toppin (2023-24)
2	Mark Walters (2002-03)
2	John Robinson II (1998-99)
2	Alan Dolensky (1980-81)

MOST MW FRESHMAN OF THE WEEK AWARDS

9	Tyson Degenhart (Boise St, 2021-22)
6	Darrion Williams (Nevada, 2022-23)
6	Rytis Petraitis (Air Force, 2022-23)
4	JT Toppin (New Mexico, 2023-24)
4	Ethan Taylor (Air Force, 2021-22)

QUICK FACTS

THE UNIVERSITY OF NEW MEXICO

Location	Albuquerque, N.M.
Founded	1889 by Territorial Legislature
Enrollment	21,982
Nickname	Lobos
Colors	Cherry (PMS 200) & Silver (PMS 428)
Conference	Mountain West
National Affiliation	NCAA Division I

President	Dr. Garnett S. Stokes
Director of Athletics	Eddie Nuñez
Deputy A.D.	Dave Williams
Facility	The Pit
Capacity	15,411
Age	Built in 1966 (Renovated in 2009-10)

DOUBLE TIME

DOUBLE-DOUBLES

	2023-24	CAREER	STREAK
JT Toppin	4	4	1
Nelly Junior Joseph	3	37	-
Donovan Dent	2	2	-
Tru Washington	1	1	-
Isaac Mushila	-	27	-
Jaalen House	-	2	-
Mustapha Amzil	-	2	-

DOUBLE FIGURE POINTS

	2023-24	CAREER	STREAK
Donovan Dent	12	18	6
JT Toppin	9	9	1
Nelly Junior Joseph	7	75%	-
Jamal Mashburn, Jr.	6	83%	5
Jaalen House	6	65%	5
Tru Washington	6	6	-
Jemarl Baker, Jr.	3	31%	-
Mustapha Amzil	2	38%	-
Braden Appelhans	2	2	-
Isaac Mushila	1	28%	-

DOUBLE FIGURE REBOUNDS

	2023-24	CAREER	STREAK
JT Toppin	5	5	1
Nelly Junior Joseph	4	41	-
Tru Washington	1	1	-
Isaac Mushila	-	31	-
Mustapha Amzil	-	3	-
Sebastian Forsling	-	1	-

BIG TIME GAMES

20-POINT GAMES

	2023-24	CAREER	STREAK
Donovan Dent	4	4	-
Jaalen House	3	23%	-
Jamal Mashburn, Jr.	2	33	-
JT Toppin	1	1	-
Tru Washington	1	1	-
Isaac Mushila	-	16	-
Nelly Junior Joseph	-	8	-
Jemarl Baker, Jr.	-	7	-
Mustapha Amzil	-	2	-

30-POINT GAMES (40 Point Games)

	2023-24	CAREER	STREAK
Jaalen House	-	4 (1)	-
Jamal Mashburn, Jr.	-	2	-
Jemarl Baker, Jr.	-	2 (1)	-

10-ASSIST GAMES

	2023-24	CAREER	STREAK
Donovan Dent	2	2	-
Jaalen House	-	2	-

% Career totals include games at previous schools (NCAA Division I)

COUNT IT, AND ONE!

AND ONES...

	2023-24	CAREER ^A
JT Toppin	6	6
Tru Washington	3	3
Jemarl Baker, Jr.	3 (1)	3 (1)
Jaalen House	2	26
Jamal Mashburn, Jr.	2 (1)	25 (1)
Donovan Dent	1	5
Nelly Junior Joseph	1	1
Mustapha Amzil	1	1
Sebastian Forsling	-	1

* made FG while fouled, followed by a made FT | ^A UNM career only | (#) - 4pt plays

OH NELLY!!

- Nelly Junior Joseph ranks in the top five in the Mountain West in blocks (5th - 16), double-doubles (5th - 3), offensive rebounds (3rd - 2.6) and rebounds (5th - 7.6)
- Against Eastern New Mexico on Dec. 29, Joseph had 11 points and 15 rebounds in the first half, the first Lobo to have a double-double at the half since Carlton Bragg at Wyoming in 2019
- Joseph's 15 first-half rebounds vs. ENMU were the most in a half by a Lobo in the Mountain West era (breaking the mark of 14 by Drew Gordon in the second half vs. Oklahoma State in 2011-12)

EXPERIENCED BAKER

- At age 25, Jemarl Baker, Jr. is the second-oldest player in Division I basketball this season (trails only BYU's Spencer Johnson)
- Now in his seventh season of collegiate basketball (first year with the Lobos after two years each at Kentucky, Arizona and Fresno State), the Pan American Center was the 48th different arena that Baker has played a game in during his career
- Baker will have a chance to play 50 career arenas before the Lobos' regular season is complete (adding the the Provident Credit Union Events Center at San Jose State and Viejas Arena at San Diego State)

OLDEST PLAYERS IN DIVISION I

Spencer Johnson (BYU)	Sept. 3, 1997
Jemarl Baker Jr. (UNM)	June 12, 1998
Jalen Jordan (MTSU)	June 19, 1998
Trevin Knell (BYU)	Sept. 26, 1998
Michael Hueitt, Jr. (Pitt)	Oct. 2, 1998

CAPTAINS NAMED

- Jamal Mashburn, Jr., Jaalen House and Jemarl Baker, Jr. were selected as the captains for the 2023-24 Lobos
- Mashburn is serving as captain for the third consecutive year, while House and Baker are captains for the first time in their career

HISTORIC SEASON-OPENING WIN

- New Mexico's 92-55 season-opening win over reigning SWAC Champion Texas Southern made history
- It was the third-largest margin of victory over the past decade for a season-opening win against a team coming off a NCAA Tournament appearance (trailing only a 42-point win by Baylor in 2015-16 over Stephen F. Austin and a 40-point win by Villanova over Mount St. Mary's in 2021-22)
- It was UNM's largest margin of victory in a season opener against a Division I opponent since a 92-40 win over New Orleans in the 2011-12 opener
- The 37-point win was the Lobos' largest against a Division I opponent in any game since an 83-43 win over Arkansas-Pine Bluff in December of 2016

BIGGEST SEASON-OPENING WIN

vs. NCAA TEAM (since 2014-15)
Baylor 97, SFA 55 ⁽¹⁵⁻¹⁶⁾
Nova 91, Mt. St. Mary's 51 ⁽²¹⁻²²⁾
UNM 92, TX Southern 55 ⁽²³⁻²⁴⁾
Texas 85, North Dakota St 50 ⁽¹⁴⁻¹⁵⁾
SFA 96, NC Central 64 ⁽¹⁹⁻²⁰⁾
S.Carolina 81, Holy Cross 49 ⁽¹⁶⁻¹⁷⁾

LOBOS PICKED THIRD IN MOUNTAIN WEST

- New Mexico was picked third in the preseason Mountain West poll
- It was the Lobos' highest projected finish since 2019-20 (when they were also selected third)
- San Diego State was picked to win the league, followed by Boise State, New Mexico, Nevada, Colorado State, UNLV, San Jose State, Fresno State, Utah State, Wyoming and Air Force

ON THE AIR

- New Mexico will play at least 18 games this season on national television
- 17 of UNM's 18 Mountain West games are televised, meaning 35 of the last 36 conference games have been on TV (2nd most in the conference)
- The Jan. 13 game against San Diego State is on CBS, marking the first regular-season network television broadcast of Lobo basketball since hosting UNLV on CBS in 2011-12

LOBOS SIGN TWO

- New Mexico signed two players during the November signing period for the class of 2024
- Kayde Dotson, a guard from Beaumont, Texas, and Jovan Milicevic, a forward from Toronto, Ont. (playing high school basketball in Arizona), are both ranked among the top 250 players in the class

UP NEXT

- New Mexico will make its third of four trips to Las Vegas this year for a road game at UNLV on Tuesday
- Game-time is 8:30 p.m. MT and the game will air on FS1 and the Lobo Radio Network
- The Lobos are 4-0 this season in Vegas, having won four games at the Dollar Loan Center in Henderson (three in the Ball Dawgs Classic over Toledo, Rice and Pepperdine, and a win over Santa Clara in the Jack Jones Classic)



2023-24 LOBO BASKETBALL

2023-24 ROSTER

NO.	PLAYER	PRONUNCIATION	POS.	YR.	HT.	HOMETOWN	SOCIAL	
0	JEMARL BAKER, JR.	jamal	G	Grad,	6-5	Menifee, CA	X @jemarlakerjr	📷 jemarlakerjr
1	BRADEN APPELHANS	apple-hans	G	R-Fr.	6-7	Blue Springs, MO	X @AppelhansBraden	📷 bradenappelhans1
2	DONOVAN DENT		G	So.	6-2	Riverside, CA	X @Donovandent1	📷 donovandent2
3	TRU WASHINGTON		G	Fr.	6-4	Phoenix, AZ	X @washington_tru	📷 truwashington
5	JAMAL MASHBURN, JR.		G	Sr.*	6-2	Miami, FL	X @its_jaymashjr	📷 jamashburn1
10	JAELEN HOUSE		G	Grad.	6-0	Phoenix, AZ	X @jaelenhouse10	📷 jaelenhouse
11	QUINTON WEBB		G	R-Fr.	6-6	San Bernardino, CA	X @quintonwebb5	📷 quintonwebb11
12	ISAAC MUSHILA	moo-SHE-la	F	Grad.	6-5	Lubumbashi, DR Congo	X @ike_mushila	📷 ike_m12
15	JT TOPPIN		F	Fr.	6-9	Dallas, Texas	X @JToppin5	📷 j1izzle
20	DERAJE AGBAOSI	derr-ah-ZHAY ag-BOW-see	F	Jr.	6-7	Union, NJ		📷 _deraje
21	SEBASTIAN FORSLING		C	Jr.	7-0	Floda, Sweden	X @SebastianForsl5	📷 forsling_sebastian
22	MUSTAPHA AMZIL	AHM-seel	F	Sr.*	6-9	Helsinki, Finland	X @CantStaphMe	📷 mustaphaamzil
23	NELLY JUNIOR JOSEPH		F	Sr.*	6-10	Benin City, Nigeria	X @eazynelz	📷 eazynelz
24	SHANE DOUMA-SANCHEZ	DUE-ma	G	Fr.	6-1	Laguna Pueblo, NM	X @ds32_shaneshane	📷 saucy_shaneshane

* has a super senior year available due to COVID

Head Coach	Richard Pitino	3rd Season / Providence, 2005
Assistant Coach	Isaac Chew	3rd Season / Avila, 1999
Assistant Coach	Tarvish Felton	2nd Season / Southern Utah, 1999
Assistant Coach	Aaron Katsuma	1st Season / Minnesota, 2014
Special Assistant to the Head Coach	Dave Pilipovich	3rd Season / Thiel, 1986
Strength & Conditioning Coach	Matthew Flores	3rd Season / Arizona State, 2012
Video Coordinator	Danny Walters	2nd Season / Texas A&M, 2020
Administrative Assistant	Peyton Stephens	3rd Season / Texas A&M, 2019
Sports Medicine	Ben Felz	2nd Season / Eastern Kentucky, 2009
Communications	Steve Kirkland	3rd Season / Penn State, 2001

THE LAST TIME

A NEW MEXICO PLAYER...

- **Scored 30 points:** Jamal Mashburn, Jr. (31) at San Jose State (2/17/23)
- **Scored 35 points:** Jaelen House (42) at Air Force (2/5/22)
- **Scored 40 points:** Jaelen House (42) at Air Force (2/5/22)
- **Two players with 20 points:** Jaelen House (28) and Tru Washington (21), vs. New Mexico State (12/2/23)
- **Two players with 25 points:** Jamal Mashburn, Jr. (27) and JT Toppin (27), vs. Toledo (11/21/23)
- **Three players with 20 points:** Corey Manigault (28), Zane Martin (23) & Vance Jackson (20) vs. Wyoming (2/8/20)
- **20-point game off the bench:** Tru Washington (21) vs. New Mexico State (12/2/23)
- **20-points in one half:** Jaelen House (26¹) vs. New Mexico State (12/2/23)
- **A player with back-to-back 30-point games:** Ruben Douglas (2/24/03-3/1/03)
- **One player scored in double figures:** at Air Force (2/24/21)
- **No players scored in double figures:** at Boise State (12/23/20)
- **Five players scored in double figures:** vs. Eastern New Mexico (12/29/23)
- **All five starters scored in double figures:** vs. Pepperdine (11/24/23)
- **Six players scored in double figures:** Wyoming (1/19/19)
- **Had 15 rebounds:** Nelly Junior Joseph (16) vs. Eastern New Mexico (12/29/23)
- **Had 20 rebounds:** Carlton Bragg (20) at Wyoming (3/9/19)
- **Two players with 10 rebounds:** JT Toppin (11) & Nelly Junior Joseph (10) vs. Toledo (11/21/23)
- **Double-Double:** JT Toppin at Colorado State (1/2/24)
- **Two players had a double-double:** Morris Udeze & Jaelen House at Nevada (1/23/23)
- **Three players had a double-double:** Corey Manigault, Zane Martin & Vance Jackson (20) vs. Wyoming (2/8/20)
- **Double-Double with points and assists:** Donovan Dent vs. New Mexico State (12/2/23)
- **Four Double-Doubles in a row:** Morris Udeze (1/7/23-1/17/23)
- **Triple-Double:** Luc Longley vs. Penn State (3/28/90) *NIT*
- **20 points and 20 rebounds:** Carlton Bragg (22/20) at Wyoming (3/9/19)
- **10 assists:** Donovan Dent (10) vs. Donovan Dent (12/2/23)
- **5 Blocked Shots:** Joe Furstinger (5) vs. Boise State (2/18/17)
- **5 Steals:** Nelly Junior Joseph (5) at New Mexico State (12/15/23)
- **Led UNM in Points, Rebounds and Assists:** Makuach Malauch at Fresno State (1/30/21)
- **Hit a last second shot to win a game (1.0 or later):** Donovan Dent vs. UT Arlington (11/16/23), layup with 0.5 left to win 82-80
- **Played the entire game:** Jaelen House at Air Force (2/5/22)
- **Played 40 or more minutes:** Four players at Nevada (2ot) (1/23/23)

NEW MEXICO TEAM...

- **Won in Overtime:** 81-79 vs. Boise State (1/20/23)
- **Lost in Overtime:** 94-97 at Nevada (2ot) (1/23/23)
- **Played Two Overtimes:** L, 94-97 (2ot) at Nevada (1/23/23)
- **Played Three Overtimes:** W, 104-99 (3ot) vs. Fresno State (3/8/96) *WACT*
- **Shot 70 percent for a Half:** 73.3 (22-30)², vs. Houston Baptist (12/22/19)
- **Shot 60 percent in a Game:** 60.4 (32-53) vs. New Mexico State (12/2/23)
- **Shot less than 30 percent in a Game:** 26.8 (15-56) vs. Utah State (1/6/21)
- **Shot 90 percent from the free throw line:** 95.0 (19-20) vs. N. Colorado (11/27/22)
- **Shot 50 percent from 3-point line:** 56.0 (14-25) vs. New Mexico State (12/2/23)
- **Shot less than 30 percent in a half:** 27.6 (8-29)¹, vs. Air Force (2/26/22)
- **Shot less than 20 percent in a half:** 19.2 (5-26)¹, vs. Utah State (1/6/21)
- **Shot 55 percent or better and lost:** 59.6 (31-52) vs. New Mexico State (11/17/18)
- **Attempted 50 FTs:** 52 at UTEP (1/2/08)
- **Made 30 FTs:** 36 vs. UTSA (12/10/22)
- **Made 10 3-pt FGs:** 11, vs. Eastern New Mexico (12/29/23)
- **Failed to make a 3-pt FG:** vs. Washington State (12/25/15)
- **Had 50 rebounds:** 53, vs. Texas Southern (11/6/23)
- **Had 25 assists:** 26, vs. San Jose State (1/23/21)
- **Had 15 steals:** 18, vs. Santa Clara (12/9/23)
- **Had 10 blocks:** 14, vs. Prairie View A&M (12/20/22)
- **Scored 50 pts in a half:** 51², vs. New Mexico State (12/2/23)
- **Scored 60 pts in a half:** 61², vs. Houston Baptist (12/22/19)
- **Scored 100 pts (MW):** 108, at Colorado State (2/28/18)
- **Scored 100 pts (non-conf):** 106, vs. New Mexico State (12/2/23)
- **Scored under 20 pts in 1st half:** 19, at Fresno State (1/28/21)
- **Scored under 20 pts in 2nd half:** 18, at UNLV (1/18/21)
- **Scored under 50 pts in a game:** 46, at UNLV (1/18/21)
- **Never trailed:** vs. Pepperdine (11/24/23)

AN OPPOSING PLAYER...

- **Scored 30 points:** Justin Harmon (32), Utah Valley (3/15/23) *NIT*
- **Scored 35 points:** Hunter Maldonado (36), Wyoming (3/8/23) *MWT*
- **Scored 40 points:** Jordan Caroline (45), Nevada (1/7/17)
- **Two players with 20 points:** Dante Maddox, Jr (23) & Ra'Heim Moss (22), Toledo (11/21/23)
- **Two players with 25 points:** Graham Ike (29) & Hunter Maldonado (25), at Wyoming (1/22/22)
- **Three players with 20 points:** Will Baker (28), Jarod Lucas (22) & Kenan Blackshear (20), at Nevada (1/13/23)
- **20-point game off the bench:** Max Rice (22), Boise State (12/20/23)
- **One player scored in double figures:** UC Irvine (12/20/23)
- **No players scored in double figures:** ULM (12/13/14)
- **Five players scored in double figures:** UNLV (1/7/23)
- **All five starters scored in double figures:** Utah State (1/8/22)
- **Six players scored in double figures:** Utah State (1/8/22)
- **Had 15 rebounds:** Graham Ike (15), at Wyoming (1/22/22)
- **Had 20 rebounds:** Ryan Watkins (22), Boise State (1/21/14)
- **Two players with 10 rebounds:** Aziz Bandaogo (11) & Tim Fuller (10), Utah Valley (3/15/23) *NIT*
- **Double-Double:** Nique Clifford, at Colorado State (1/2/24)
- **Two players had a double-double:** Shemar Wilson & DaJuan Gordon, UT Arlington (11/16/23)
- **Double-Double with points and assists:** Isaiah Stevens, at Colorado State (3/3/23)
- **Triple-Double:** Omari Moore, at San Jose State (2/20/22)
- **10 assists:** Isaiah Stevens (13), at Colorado State (3/3/23)
- **5 Blocked Shots:** Neemias Queta (5), Utah State (1/6/21)
- **5 Steals:** Kenan Blackshear (5), at Nevada (1/23/23)
- **Hit a last second shot to win a game (1.0 or later):** Lamont Butler, San Diego State (2/25/23), three-pointer as time expired to win 73-71

OPPOSING TEAM...

- **Shot 70 percent for a Half:** 73.1 (19-26)², at Air Force (2/10/23)
- **Shot 60 percent in a Game:** 66.0 (35-53) at Air Force (2/10/23)
- **Shot less than 30 percent in a Game:** 29.4 (20-68), Texas Southern (11/6/23)
- **Shot 90 percent from the free throw line:** 92.9 (13-14), Wyoming (2/14/23)
- **Shot 50 percent from 3-point line:** 50.0 (12-24), Pepperdine (11/24/23)
- **Shot less than 30 percent in a half:** 28.0 (7-25)², UC Santa Barbara (12/6/23)
- **Shot less than 20 percent in a half:** 18.5 (5-27)¹, at Fresno State (1/28/21)
- **Shot 55 percent or better and lost:** 57.8 (37-64) at Wyoming (2/20/18)
- **Attempted 50 FTs:** 50, New Mexico State (12/11/82)
- **Made 30 FTs:** 35, Utah State (3/14/19)
- **Made 10 3-pt FGs:** 12, Pepperdine (11/24/23)
- **Failed to make a 3-pt FG:** New Mexico State (12/16/15)
- **Had 50 rebounds:** 52, Boise State (1/15/22)
- **Had 25 assists:** 27, at Colorado State (3/3/21)
- **Had 15 steals:** 15, UAB (11/25/21)
- **Had 10 blocks:** 10, Utah State (1/6/21)
- **Scored 50 pts in a half:** 52², Toledo (11/21/23)
- **Scored 60 pts in a half:** 61², at Wyoming (2/20/18)
- **Scored 100 pts (MW):** 105, at Colorado State (1/15/20)
- **Scored 100 pts (non-conf):** 100, at New Mexico State (12/4/18)
- **Scored under 20 pts in 1st half:** 19, at Fresno State (1/28/21)
- **Scored under 20 pts in 2nd half:** 19, New Mexico State (12/3/14)
- **Scored under 50 pts in a game:** 46, Northern New Mexico (2/11/22)
- **Never trailed:** at Saint Mary's (11/9/23)

COMEBACKS...

	New Mexico Comeback	Opponent Comeback
Trailing at Half	Wyoming (3/8/23) ^{35-38 / 87-76}	San Diego St (2/25/23) ^{27-37 / 73-71}
Trailing w/8:00 left	vs. USF (12/12/22) ^{52-54 / 67-64}	San Diego St (2/25/23) ^{51-56 / 73-71}
Trailing w/4:00 left	vs. USF (12/12/22) ^{56-62 / 67-64}	Nevada (2/7/23) ^{67-68 / 77-76}
Trailing w/2:00 left	at Wyoming (12/31/22) ^{72-74 / 76-75}	NM State (12/6/21) ^{64-65 / 78-76(ot)}
Trailing w/1:00 left	at NMSU (12/15/23) ^{68-72 / 73-72}	Utah St (1/8/22) ^{72-73 / 90-87(ot)}
Trailing any pt in final 30 sec of 2nd half or 30 sec of OT	at NMSU (12/15/23) ^{71-72(30) / 73-72}	SDSU (2/25/23) ^{70-71 (06) / 73-71}

UPDATED CAREER RECORD BOOK

CAREER SCORING LEADERS

Rk.	Player	Years	Points
1.	Charles Smith	1994-97	1,993
2.	Kenny Thomas	1996-99	1,931
3.	Lamont Long	1997-00	1,840
4.	Clayton Shields	1995-98	1,837
5.	Kendall Williams	2011-14	1,813
6.	Ruben Douglas	2001-03	1,782
7.	Luc Longley	1988-91	1,769
8.	Hunter Greene	1984-88	1,745
9.	Rob Robbins	1988-91	1,739
10.	Willie Long	1969-71	1,542
11.	Mel Daniels	1965-67	1,537
12.	Phil Smith	1981-84	1,477
13.	Kelvin Scarborough	1984-87	1,469
14.	Dairese Gary	2008-11	1,458
15.	Willie Banks	1989-92	1,394
16.	Kenny Page	1980-81	1,387
17.	Jamal Mashburn, Jr. 2022-pres.		1,354
18.	Makuach Maluach	2018-21	1,308
19.	Francis Grant	1960-62	1,282
20.	Elijah Brown	2016-17	1,276
21.	Tony Danridge	2005-09	1,260
22.	Marvin Johnson	1977-78	1,246
23.	Cameron Bairstow	2011-14	1,239
24.	Jaelen House 2022-pres.		1,203
25.	Mark Walters	2003-06	1,200
26.	Roman Martinez	2007-10	1,159
27.	Charlie Thomas	1988-89	1,158
28.	Johnny Brown	1985-86	1,157
29.	Phillip McDonald	2009-12	1,146
30.	David Chiotti	2003-06	1,145
31.	Ike Williams	1991-93	1,086
32.	Chad Toppert	2006-09	1,067
33.	Ira Harge	1963-64	1,016
34.	Rob Loeffel	1986-89	1,011
35.	Alex Kirk	2011-14	1,010
	Ron Becker	1968-70	1,010
37.	Hugh Greenwood	2012-15	1,006

CAREER FT% LEADERS (min 150 attempts)

Rk.	Player	Years	FT-FTA	Avg.
1.	Rob Robbins	1988-91	309-348	.888
2.	Anthony Mathis	2016-19	168-191	.880
3.	Jaelen House 2022-pres.		322-370	.870
4.	Elijah Brown	2016-17	399-475	.840
5.	Tommy Roberts	1971-73	188-225	.836
6.	Ruben Douglas	2001-03	488-588	.830
7.	Greg Brown	1993-94	168-204	.824
8.	Tony Snell	2011-13	165-201	.821
9.	Ron Nelson	1967-68	156-191	.817
10.	Bob Martin	1956-58	170-210	.810
11.	Chad Toppert	2006-09	139-172	.808
12.	Pat King	1973-75	130-161	.807
13.	Jamal Mashburn, Jr. 2022-pres.		287-358	.802
	Dan Darrow	1951-53	162-202	.802
	Jamaal Smith	2007-08	158-197	.802
	Marlow White	1994-95	178-222	.802
17.	Mike Lucero	1962-64	192-241	.797
	Damion Walker	1999-00	244-306	.797
19.	Skip Kruzich	1963-65	195-245	.796
20.	Russ Nystedt	1952-54	159-200	.795

CAREER ASSIST LEADERS

Rk.	Player	Years	Assists
1.	Darrell McGee	1987-90	684
2.	Phil Smith	1981-84	630
3.	Kendall Williams	2011-14	617
4.	Kelvin Scarborough	1984-87	574
5.	Dairese Gary	2008-11	564
6.	Petie Gibson	1969-71	560
7.	David Gibson	1995-98	460
8.	Willie Banks	1989-92	419
9.	Marlon Parmer	2000-02	384
10.	Hugh Greenwood	2012-15	372
11.	Charles Smith	1994-97	358
12.	Hunter Greene	1984-88	354
13.	Mike Winters	1984-87	351
14.	Rob Robbins	1988-91	350
15.	Jaelen House 2022-pres.		321
16.	Luc Longley	1988-91	317
17.	Royce Olney	1995-98	312
18.	Lamont Long	1997-00	301
19.	Russell Saunders	1978-79	271
20.	Mark Walters	2003-06	269

CAREER STEAL LEADERS

Rk.	Player	Years	Steals
1.	Kelvin Scarborough	1984-87	235
2.	Hunter Greene	1984-88	203
3.	Phil Smith	1981-84	197
4.	Kendall Williams	2011-14	186
5.	Lamont Long	1997-00	184
6.	Willie Banks	1989-92	182
7.	Jaelen House 2022-pres.		178
8.	Charles Smith	1994-97	178
9.	Darrell McGee	1987-90	168
10.	Dairese Gary	2008-11	162
11.	Mark Walters	2003-06	153
12.	Hugh Greenwood	2012-15	149
13.	David Gibson	1995-98	145
14.	Alan Dolensky	1981-84	142
15.	Roman Martinez	2007-10	136

CAREER FREE THROW LEADERS

Rk.	Player	Years	FTs
1.	Kendall Williams	2011-14	556
2.	Phil Smith	1981-84	547
3.	Dairese Gary	2008-11	537
4.	Kenny Thomas	1996-99	534
5.	Ruben Douglas	2001-03	488
6.	Kelvin Scarborough	1984-87	441
7.	Willie Long	1969-71	422
8.	Cameron Bairstow	2011-14	401
9.	Elijah Brown	2016-17	399
	Lamont Long	1997-00	399
11.	Luc Longley	1988-91	377
12.	Hunter Greene	1984-88	359
13.	Mel Daniels	1965-67	349
14.	Jaelen House 2022-pres.		322
15.	Toby Roybal	1953-56	319
16.	Ron Becker	1968-70	317
17.	Charles Smith	1994-97	312
18.	Rob Robbins	1988-91	309
19.	Willie Banks	1989-92	298
20.	Jamal Mashburn, Jr. 2022-pres.		287
	Danny Granger	2004-05	287

CAREER FIELD GOAL LEADERS

Rk.	Player	Years	FGs
1.	Charles Smith	1994-97	737
2.	Luc Longley	1988-91	696
3.	Kenny Thomas	1996-99	666
4.	Hunter Greene	1984-88	650
5.	Lamont Long	1997-00	647
6.	Clayton Shields	1995-98	641
7.	Mel Daniels	1965-67	594
8.	Rob Robbins	1988-91	583
9.	Willie Long	1969-71	560
10.	Kenny Page	1980-81	553
11.	Ruben Douglas	2001-03	538
12.	Kendall Williams	2011-14	526
13.	Willie Banks	1989-92	509
	Francis Grant	1960-62	509
15.	Kelvin Scarborough	1984-87	499
16.	Marvin Johnson	1977-78	490
17.	Tony Danridge	2005-09	485
18.	Jamal Mashburn, Jr. 2022-pres.		479
19.	Charlie Thomas	1988-89	472
20.	Makuach Maluach	2018-21	467

NEW MEXICO 92 TEXAS SOUTHERN 55

GAME #1
Nov. 6, 2023
The Pit (11,106)
Albuquerque, NM

TXSO (0-1)	FG	3FG	FT	O-D-T	PF	TP	A	TO	BS	S	MP
1 Hunter*	1-3	0-0	0-0	2-3-5	4	2	1	2	3	0	16
2 Young*	1-1	0-0	2-2	2-0-2	1	4	1	0	0	1	19
3 Henry*	3-14	1-5	0-0	0-3-3	2	7	0	4	0	1	24
11 Cisse*	3-15	1-4	4-7	2-0-2	2	11	4	2	0	1	29
32 Farooq*	2-5	2-2	0-0	1-5-6	1	6	0	1	1	0	21
0 Granger	1-4	0-1	1-3	2-3-5	1	3	1	0	3	1	19
4 Craig	0-0	0-0	0-0	0-0-0	0	0	0	0	0	0	2
5 Wysinger	4-12	0-6	2-4	0-5-5	2	10	1	1	0	0	20
7 Stroud	0-5	0-2	0-0	0-0-0	0	0	1	0	0	0	13
8 O'Neal	3-3	1-1	1-3	0-2-2	2	8	0	0	0	1	17
25 Carter	2-6	0-3	0-0	1-2-3	5	4	0	2	2	0	20
TEAM				1-3-4							
Totals	20-68	5-24	10-19	11-26-37	20	55	9	12	9	5	200
UNM (1-0)	FG	3FG	FT	O-D-T	PF	TP	A	TO	BS	S	MP
22 Amzil*	2-6	0-2	0-0	0-1-1	2	4	0	0	0	0	17
23 Joseph*	3-9	0-0	2-3	3-2-5	2	8	0	0	0	2	21
2 Dent*	4-8	2-3	2-2	0-4-4	2	12	6	1	1	1	25
5 Mashburn*	5-10	2-3	3-4	0-3-3	0	15	5	0	0	0	27
10 House*	1-6	1-3	5-5	0-2-2	2	8	4	4	1	2	19
0 Baker*	2-3	1-2	0-0	0-2-2	0	5	2	0	0	0	15
1 Appelhans*	3-6	3-6	2-2	0-3-3	2	11	2	1	0	0	10
3 Washington*	2-6	0-1	2-4	2-4-6	3	6	2	1	0	1	15
11 Webb	1-2	1-2	1-2	0-4-4	0	4	0	0	1	1	12
12 Mushila	0-2	0-0	0-0	2-1-3	1	0	1	0	0	0	9
15 Toppin	4-6	0-1	3-3	3-6-9	2	11	0	2	2	2	18
21 Forsling	3-3	0-0	2-2	0-3-3	1	8	0	0	0	0	11
TEAM				3-5-8							
Totals	30-67	10-23	22-27	13-40-53	17	92	20	9	5	9	200
	1st	2nd	Total		FG%	3FG%	FT%				
Texas Southern	24	31	55		29.4	20.8	52.6				
New Mexico	41	51	92		44.8	43.5	81.5				

Points in the Paint-TXSO 26, UNM 34; Points off Turnovers-TXSO 6, UNM 13
 2nd Chance Points-TXSO 5, UNM 12; Fast Break Points-TXSO 10, UNM 18
 Bench Points-TXSO 25, UNM 45; Score Tied-1 time. Lead changed-3 times.
 Largest lead-TXSO by 4 1st-17:48, UNM by 3 2nd-1:18.
 TXSO led for 3:28, UNM led for 35:40, Game tied 0:52.
 Officials: Tommy Nunez, Tommy Johnson, Doug Sturdivan
 Technicals: none

#23 SAINT MARY'S 72 NEW MEXICO 58

GAME #2
Nov. 9, 2023
UCU Pavilion (3,500)
Moraga, CA

UNM (1-1)	FG	3FG	FT	O-D-T	PF	TP	A	TO	BS	S	MP
15 Toppin*	4-6	0-1	0-0	2-4-6	5	8	0	1	1	0	16
22 Amzil*	1-4	1-2	2-3	0-2-2	3	5	0	1	0	1	22
23 Joseph*	5-11	0-0	1-5	6-7-13	3	11	1	1	1	0	28
2 Dent*	5-12	1-1	4-6	0-2-2	4	15	5	2	0	3	29
5 Mashburn*	3-16	1-3	0-0	0-2-2	1	7	0	3	0	0	33
0 Baker*	1-4	0-2	0-0	0-3-3	0	2	2	2	0	0	23
1 Appelhans	0-0	0-0	0-0	0-0-0	0	0	0	0	0	0	1
3 Washington	2-6	0-1	1-1	1-1-2	2	5	1	0	0	2	14
11 Webb	2-3	1-2	0-0	0-1-1	1	5	0	0	0	1	24
12 Mushila	0-0	0-0	0-0	0-0-0	1	0	0	0	0	0	2
21 Forsling	0-0	0-0	0-0	0-1-1	1	0	1	1	0	0	8
TEAM				5-0-5							
Totals	23-62	4-12	8-15	14-23-37	21	58	10	13	2	8	200
SMC (2-0)	FG	3FG	FT	O-D-T	PF	TP	A	TO	BS	S	MP
5 Jefferson*	2-3	0-1	2-4	0-2-2	3	6	1	1	1	4	26
11 Saxon*	2-5	0-0	3-4	2-5-7	3	7	2	2	3	0	23
3 Marcellouis*	2-9	0-2	5-8	0-3-3	2	9	5	2	0	3	29
20 Mahaney*	9-19	5-10	2-4	0-4-4	2	25	2	3	0	1	34
44 Ducas*	1-4	1-3	0-0	1-5-6	1	3	1	1	1	0	24
1 Wessels	4-6	0-0	4-5	4-1-5	4	12	0	3	1	0	14
2 Ross	1-1	0-0	0-0	0-0-0	1	2	1	0	0	0	2
14 Hawke	0-0	0-0	0-0	0-0-0	0	0	0	0	0	0	2
15 Howell	0-1	0-0	0-0	1-0-1	1	0	0	0	0	0	16
22 Bennett	0-0	0-0	0-0	0-0-0	0	0	0	0	0	0	2
24 Gad	0-0	0-0	0-0	0-0-0	0	0	0	0	0	0	1
25 Forbes	3-4	0-0	0-0	0-1-1	1	6	0	0	0	0	14
33 Barrett	1-3	0-1	0-0	5-2-7	0	2	1	0	0	0	12
TEAM				1-4-5							
Totals	25-55	6-17	16-25	14-27-41	18	72	13	13	6	8	200
	1st	2nd	Total		FG%	3FG%	FT%				
New Mexico	25	33	58		37.1	33.3	53.3				
Saint Mary's	40	32	72		45.5	35.3	64.0				

Points in the Paint-UNM 34, SMC 38; Points off Turnovers-UNM 11, SMC 15
 2nd Chance Points-UNM 15, SMC 17; Fast Break Points-UNM 8, SMC 2
 Bench Points-UNM 12, SMC 22; Score Tied-0 times. Lead changed-0 times.
 Largest lead-UNM - none, SMC by 22 2nd-13:29.
 UNM led for 0:00, SMC led for 39:24, Game tied 0:36.
 Officials: Ray Natili, Gregory Nixon, Michael Irving
 Technicals: none

NEW MEXICO 82 UT ARLINGTON 80

GAME #3
Nov. 16, 2023
The Pit (10,484)
Albuquerque, NM

UTA (2-1)	FG	3FG	FT	O-D-T	PF	TP	A	TO	BS	S	MP
11 Koroma*	0-0	0-0	0-0	2-3-5	5	0	2	1	0	1	25
22 Wilson*	11-13	0-1	7-9	7-4-11	4	29	1	1	2	0	34
3 Gordon*	5-17	0-6	3-4	3-11-14	3	13	5	4	0	0	36
4 Vring*	2-5	0-2	0-0	0-1-1	2	4	1	1	0	1	21
5 Talbot*	3-10	1-5	0-0	1-6-7	3	7	2	1	0	1	28
00 Cash	3-5	1-2	0-0	0-3-3	2	7	0	0	0	0	21
2 Williams	2-8	1-3	5-7	0-1-1	2	10	0	4	0	0	26
13 Douglas	1-4	1-3	0-0	1-0-1	1	3	0	0	0	0	5
30 Basili	3-3	1-1	0-0	0-0-0	2	7	0	0	0	0	6
TEAM				1-1-2							
Totals	30-65	5-23	15-20	15-30-45	24	80	11	14	2	3	200
UNM (2-1)	FG	3FG	FT	O-D-T	PF	TP	A	TO	BS	S	MP
15 Toppin*	7-11	0-1	1-2	4-6-10	2	15	0	1	1	0	27
23 Joseph*	1-2	0-0	3-4	1-4-5	3	5	0	0	0	0	22
0 Baker*	0-4	0-3	3-4	0-1-1	4	3	2	0	1	1	28
2 Dent*	11-18	1-3	2-3	1-1-2	3	25	5	4	1	2	34
5 Mashburn*	9-23	2-5	9-13	0-1-1	0	29	1	0	0	0	37
3 Washington*	2-6	1-3	0-0	2-1-3	2	5	0	2	0	1	17
11 Webb	0-1	0-1	0-0	0-1-1	0	0	0	0	0	0	4
12 Mushila	0-2	0-1	0-0	2-1-3	2	0	0	1	0	0	13
22 Amzil	0-2	0-0	0-0	1-3-4	2	0	0	0	0	0	19
TEAM				3-3-6							
Totals	30-69	4-19	18-26	14-22-36	18	82	8	8	6	4	200
	1st	2nd	Total		FG%	3FG%	FT%				
UT Arlington	36	44	80		46.2	21.7	75.0				
New Mexico	48	34	82		43.5	21.1	69.2				

Points in the Paint-UTA 48, UNM 44; Points off Turnovers-UTA 7, UNM 11
 2nd Chance Points-UTA 22, UNM 8; Fast Break Points-UTA 3, UNM 16
 Bench Points-UTA 27, UNM 5; Score Tied-7 times. Lead changed-3 times.
 Largest lead-UTA by 2 1st-19:00, UNM by 12 1st-0:04.
 UTA led for 1:41, UNM led for 32:52, Game tied 5:27.
 Officials: Randy McCall, Verne Harris, Michael Greenstein
 Technicals: UTA-Basili, Koroma, Wilson (2); UNM-Amzil, Washington

NEW MEXICO 92 TOLEDO 84

GAME #4
Nov. 21, 2023
Dollar Loan Center (1,007)
Henderson, NV

UNM (3-1)	FG	3FG	FT	O-D-T	PF	TP	A	TO	BS	S	MP
15 Toppin*	11-12	0-1	5-5	3-8-11	3	27	3	3	1	1	34
23 Joseph*	3-9	0-0	2-3	4-6-10	3	8	2	3	0	0	27
0 Baker*	0-3	0-2	0-0	1-2-3	4	0	2	0	0	1	22
2 Dent*	7-12	0-0	3-4	0-3-3	1	17	7	3	0	0	35
5 Mashburn*	8-20	2-7	9-11	0-1-1	2	27	1	1	0	0	35
3 Washington*	3-7	1-1	1-2	0-2-2	1	8	2	2	0	2	17
11 Webb	0-0	0-0	0-0	1-1-2	3	0	1	0	0	0	2
12 Mushila	0-0	0-0	0-0	0-0-0	0	0	1	0	0	0	2
21 Forsling	0-0	0-0	0-0	0-0-0	0	0	0	0	0	0	1
22 Amzil	2-5	0-2	1-2	0-3-3	2	5	1	3	0	2	18
TEAM				6-2-8							
Totals	34-68	3-13	21-27	15-28-43	19	92	20	15	2	8	200
TOL (3-1)	FG	3FG	FT	O-D-T	PF	TP	A	TO	BS	S	MP
1 Simmons*	3-6	0-1	5-6	0-3-3	1	11	3	1	1	0	29
35 Wight*	1-2	0-0	0-0	1-0-1	2	2	0	2	0	1	16
0 Moss*	8-10	0-1	6-8	0-1-1	5	22	2	3	1	1	26
3 Wilson*	1-7	0-1	1-2	0-1-1	3	3	6	3	0	2	29
21 Maddox*	8-16	4-8	3-4	0-5-5	4	23	1	2	1	1	31
2 Ford	0-2	0-1	0-0	0-1-1	1	0	0	0	0	0	7
11 Lewis	1-2	0-0	0-0	0-1-1	2	2	0	1	0	0	9
13 Lorentson	6-8	4-5	1-2	0-4-4	0	17	0	2	0	0	19
23 Cochran	0-3	0-1	2-2	0-2-2	4	2	5	3	0	1	25
24 Bric	1-1	0-0	0-0	0-1-1	3	2	1	0	0	0	9
TEAM				1-4-5							
Totals	29-57	8-18	18-24	2-23-25	25	84	18	17	3	6	200
	1st	2nd	Total		FG%	3FG%	FT%				
New Mexico	42	50	92		50.0	23.1	77.8				
Toledo	32	52	84		50.9	44.4	75.0				

Points in the Paint-UNM 52, TOL 38; Points off Turnovers-UNM 20, TOL 19
 2nd Chance Points-UNM 16, TOL 5; Fast Break Points-UNM 21, TOL 16
 Bench Points-UNM 13, TOL 23; Score Tied-3 times. Lead changed-9 times.
 Largest lead-UNM by 11 2nd-1



2023-24 LOBO BASKETBALL

NEW MEXICO EASTERN NM

87
54

GAME #13
Dec. 29, 2023
The Pit (11,962)
Albuquerque, NM

ENMU (8-2)	FG	3FG	FT	O-D-T	PF	TP	A	TO	BS	S	MP
0 Ealy*	5-14	0-2	1-5	0-2-2	1	11	2	3	0	1	31
1 Whitley*	1-5	0-0	3-4	1-6-7	4	5	1	1	2	1	23
33 Murillo*	4-6	0-0	0-2	4-8-12	2	8	1	1	0	0	25
2 Love*	3-11	2-8	2-4	0-2-2	3	10	1	1	0	0	28
3 Bennett*	1-5	0-1	0-0	0-3-3	3	2	2	3	0	0	35
11 Hodnett	0-6	0-4	1-2	1-2-3	2	1	1	1	0	1	25
12 Holman	0-2	0-2	0-0	0-0-0	0	0	0	0	0	0	3
15 Koroll	2-4	0-0	0-1	2-3-5	1	4	0	0	1	0	11
22 Bossinakis	1-2	1-2	0-0	0-0-0	0	3	1	0	0	0	3
44 Luczynski	4-6	0-0	2-3	0-2-2	4	10	2	5	0	1	15
TEAM				2-4-6							
Totals	21-61	3-19	9-21	10-32-42	20	54	11	15	3	4	200
UNM (12-1)	FG	3FG	FT	O-D-T	PF	TP	A	TO	BS	S	MP
15 Toppin*	3-4	0-0	1-1	2-5-7	3	7	0	1	0	1	17
23 Joseph*	5-6	0-0	3-10	4-12-16	2	13	2	2	3	4	23
0 Baker*	1-5	0-2	0-1	0-2-2	0	2	5	0	0	1	30
5 Mashburn*	6-18	2-9	3-4	0-1-1	0	17	0	1	0	0	27
10 House*	9-20	4-9	0-0	0-3-3	3	22	5	0	1	2	27
1 Appelhans	5-8	4-6	0-0	0-2-2	2	14	3	1	1	1	20
11 Webb	0-3	0-2	0-0	2-1-3	3	0	0	0	0	2	17
12 Mushila	0-3	0-1	1-2	3-4-7	2	1	1	0	0	2	17
21 Forsling	0-1	0-1	0-2	1-2-3	2	0	1	0	0	0	9
22 Amzli	4-6	1-2	2-3	0-2-2	1	11	1	1	0	0	14
TEAM				2-4-6							
Totals	33-74	11-32	10-23	14-38-52	18	87	18	6	5	13	200
Eastern New Mexico		1st	2nd	Total		FG%	3FG%	FT%			
New Mexico		23	31	54		34.4	15.8	42.9			
		43	44	87		44.6	34.4	43.5			

Points in the Paint-ENMU 32, UNM 38; Points off Turnovers-ENMU 2, UNM 17
 2nd Chance Points-ENMU 7, UNM 8; Fast Break Points-ENMU 9, UNM 23
 Bench Points-ENMU 18, UNM 26. Score Tied-2 times. Lead changed-1 time.
 Largest lead-ENMU by 7 1st-13:16, UNM by 36 2nd-2:59.
 ENMU led for 9:40, UNM led for 28:40, Game tied 1:40.
 Officials: Eric Curry, Tommy Johnson, Randy Richardson
 Technicals: none

#13 COLORADO ST. 76 NEW MEXICO 68

GAME #14
Jan. 2, 2024
Moby Arena (5,165)
Fort Collins, CO

UNM (12-2, 0-1)	FG	3FG	FT	O-D-T	PF	TP	A	TO	BS	S	MP
15 Toppin*	8-14	1-2	0-3	3-8-11	3	17	2	1	0	1	30
23 Joseph*	3-5	0-0	1-4	1-1-2	4	7	3	1	1	1	27
2 Dent*	4-9	0-1	2-3	0-3-3	4	10	9	3	0	2	36
5 Mashburn*	5-15	2-4	1-1	0-1-1	2	13	2	1	0	1	32
10 House*	5-8	4-5	0-0	0-4-4	4	14	1	4	0	2	19
0 Baker*	2-4	1-3	0-0	0-2-2	0	5	1	0	0	2	25
1 Appelhans	0-0	0-0	0-0	0-0-0	0	0	0	0	0	0	2
3 Washington	0-1	0-1	0-0	0-0-0	1	0	0	0	0	0	7
12 Mushila	0-0	0-0	0-0	0-0-0	0	0	0	0	1	0	5
22 Amzli	1-4	0-1	0-0	1-2-3	2	2	0	0	0	1	17
TEAM				2-1-3							
Totals	28-60	8-17	4-11	7-22-29	20	68	18	11	2	10	200
CSU (13-1, 1-0)	FG	3FG	FT	O-D-T	PF	TP	A	TO	BS	S	MP
1 Scott*	5-11	0-2	0-0	3-4-7	2	10	0	0	1	2	24
12 Cartier*	8-12	2-4	3-5	1-3-4	0	21	2	2	0	0	26
4 Stevens*	5-10	1-2	7-7	0-2-2	1	18	8	3	0	3	34
10 Clifford*	3-5	0-0	6-7	0-10-10	3	12	1	4	2	2	33
15 Lake*	2-6	2-6	0-0	0-1-1	2	6	0	1	1	0	32
0 Evans	1-1	0-0	2-2	0-0-0	0	4	0	0	0	0	5
2 Jackson	0-0	0-0	0-0	0-3-3	1	0	1	1	1	2	10
13 Johnson	0-0	0-0	0-0	0-1-1	0	0	0	1	0	0	5
20 Palmer	1-6	1-5	0-0	1-3-4	2	3	1	1	0	0	17
21 Mbemba	1-2	0-0	0-0	2-2-4	3	2	1	2	1	1	12
TEAM				1-1-2							
Totals	26-53	6-19	18-21	8-30-38	14	76	14	15	6	10	200
New Mexico		1st	2nd	Total		FG%	3FG%	FT%			
Colorado State		30	38	68		46.7	47.1	36.4			
		33	43	76		49.1	31.6	85.7			

Points in the Paint-UNM 26, CSU 32; Points off Turnovers-UNM 15, CSU 8
 2nd Chance Points-UNM 3, CSU 7; Fast Break Points-UNM 6, CSU 12
 Bench Points-UNM 7, CSU 9. Score Tied-2 times. Lead changed-1 time.
 Largest lead-UNM by 7 1st-15:59, CSU by 17 2nd-7:31.
 UNM led for 9:27, CSU led for 27:33, Game tied 3:00.
 Officials: Tony Padilla, Mike Reed, Marques Pettigrew
 Technicals: none



2023-24 LOBO BASKETBALL

SUPERLATIVES...

LARGEST LEAD AT ANY TIME:	46 (106-60), vs. New Mexico State (Dec. 2)
LARGEST DEFICIT AT ANY TIME:	22 (31-53), at Saint Mary's (Nov. 9)
LARGEST DEFICIT OVERCOME TO WIN:	7, twice
LARGEST LEAD SURRENDERED IN A LOSS:	7 (12-5), at Colorado State (Jan. 2)
LARGEST HALFTIME LEAD:	24 (52-28), vs. Pepperdine (Nov. 24)
LARGEST HALFTIME DEFICIT:	15 (25-40), at Saint Mary's (Nov. 9)
LARGEST HALFTIME DEFICIT OVERCOME TO WIN:	--
LARGEST HALFTIME LEAD SURRENDERED IN A LOSS:	--
MOST CONSECUTIVE POINTS SCORED:	20 vs. Eastern New Mexico (Dec. 29)
MOST CONSECUTIVE POINTS ALLOWED:	10, twice

SPECIALTY STATS...

POINTS OFF TURNOVERS	NEW MEXICO	OPPONENT
Average	18.1	11.5
High	27 vs. Santa Clara (Dec. 9)	20 by NM State (Dec. 15)
Low	11, twice	2 by Eastern NM (Dec. 29)

2ND CHANCE POINTS	NEW MEXICO	OPPONENT
Average	11.6	10.1
High	20, vs. Santa Clara (Dec. 9)	22 by UT Arlington (Nov. 16)
Low	3 at Colorado State (Jan. 2)	5, twice

POINTS IN THE PAINT	NEW MEXICO	OPPONENT
Average	420.9	29.1
High	56, twice	48 by UT Arlington (Nov. 16)
Low	26 at Colorado State (Jan. 2)	16 by Rice (Nov. 22)

FAST BREAK POINTS	NEW MEXICO	OPPONENT
Average	15.4	8.4
High	23, twice	18 by NM State (Dec. 15)
Low	6 at Colorado State (Jan. 2)	0 by NM State (Dec. 2)

BENCH POINTS	NEW MEXICO	OPPONENT
Average	21.1	20.9
High	51 vs. NM State (Dec. 2)	53 by Santa Clara (Dec. 9)
Low	5 vs. UT Arlington (Nov. 16)	5 by Rice (Nov. 22)

LOBO LEADERS...

POINTS	2023-24	CAREER	REBOUNDS	2023-24	CAREER
Donovan Dent	5	5	JT Toppin	6	6
Jamal Mashburn, Jr.	3	34	Isaac Mushila	4	4
Jaelen House	3	24	Nelly Junior Joseph	4	4
JT Toppin	3	3	Tru Washington	1	1
Jemarl Baker, Jr.	1	1	Jaelen House	-	3
			Sebastian Forsling	-	2

ASSISTS	2023-24	CAREER	STEALS	2023-24	CAREER
Donovan Dent	12	21	Jaelen House	6	50
Jaelen House	3	49	JT Toppin	4	4
Jemarl Baker, Jr.	1	1	Nelly Junior Joseph	4	4
Jamal Mashburn, Jr.	-	12	Donovan Dent	3	10

BLOCKS	2023-24	CAREER	STEALS	2023-24	CAREER
JT Toppin	9	9	Tru Washington	2	2
Nelly Junior Joseph	6	6	Mustapha Amzil	1	1
Donovan Dent	2	13	Quinton Webb	1	1
Isaac Mushila	2	2	Jemarl Baker, Jr.	1	1
Sebastian Forsling	1	10	Jamal Mashburn, Jr.	-	8
Mustapha Amzil	1	1	Sebastian Forsling	-	2
Jamal Mashburn, Jr.	1	1			
Tru Washington	1	1			
Jaelen House	-	10			

NEW MEXICO'S RECORD...

Home.....	7-0
Road	1-2
Neutral	4-0
Ranked Opponent (either AP or Coaches).....	0-2
Unranked Opponent.....	12-0
Leads at halftime	12-0
Trails at halftime	0-2
Tied at halftime.....	0-0
Goes into overtime.....	0-0
Leads by 10 or more points.....	12-0
Trails by 10 or more points.....	0-2
Shoots 50% or better.....	6-0
Shoots less than 50%	6-2
Shoots less than 45%	6-1
Shoots less than 40%	2-1
Opponent shoots 50% or better.....	1-0
Opponent shoots less than 50%.....	11-2
Opponent shoots less than 45%.....	9-0
Opponent shoots less than 40%.....	8-0
Has higher FG% than opponent	9-0
Has lower FG% than opponent.....	3-2
Has same FG% as opponent.....	0-0
Outrebounds its opponent	9-0
Outrebounded by opponent.....	2-2
Has same rebounds as opponent	1-0
Has more offensive rebounds than opponent.....	9-0
Has fewer offensive rebounds than opponent.....	2-1
Has same offensive rebounds as opponent	1-1
Has fewer turnovers than opponent.....	12-1
Has more turnovers than opponent	0-0
Has same turnovers as opponent.....	0-1
Has fewer than 10 turnovers	7-0
Opponent has fewer than 10 turnovers.....	0-0
Shoots more FTs than opponent.....	10-0
Shoots fewer FTs than opponent.....	2-2
Shoots the same FTs as opponent.....	0-0
Has game decided by 10 points or less or OT	4-1
Has game decided by 5 points or less or OT	2-0
Scores <60 points.....	0-1
Scores 60-69 points	0-1
Scores 70-79 points.....	3-0
Scores 80-89 points.....	3-0
Scores 90+ points.....	6-0
Allows <60 points.....	3-0
Allows 60-69 points.....	4-0
Allows 70-79 points.....	3-2
Allows 80-89 points.....	2-0
Allows 90+ points.....	0-0
Wins the tip	8-2
Loses the tip.....	4-0
White uniforms.....	7-0
Red uniforms	3-2
Turquoise uniforms	2-0



JEMARL BAKER, JR.
G | 6-5 | Grad.
Menifee, Calif.

0



BRADEN APPELHANS
G | 6-7 | R-Fr.
Blue Springs, Mo.

1



DONOVAN DENT
G | 6-2 | So.
Riverside, Calif.

2



TRU WASHINGTON
G | 6-4 | Fr.
Phoenix, Ariz.

3



JAMAL MASHBURN, JR.
G | 6-2 | Sr.
Miami, Fla.

5




JAELEN HOUSE
G | 6-0 | Grad.
Phoenix, Ariz.

10



QUINTON WEBB
G | 6-6 | R-Fr.
San Bernardino, Calif.

11



ISAAC MUSHILA
F | 6-5 | Grad.
Lubumbshi, Congo

12



JT TOPPIN
F | 6-9 | Fr.
Dallas, Texas

15



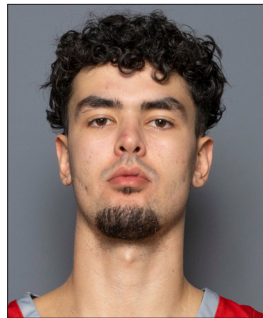
DERAJE AGBAOSI
F | 6-7 | Jr.
Union, N.J.

20



SEBASTIAN FORSLING
C | 7-0 | Jr.
Floda, Sweden

21



MUSTAPHA AMZIL
F | 6-9 | Sr.
Helsinki, Finland

22



NELLY JUNIOR JOSEPH
F | 6-10 | Sr.
Benin City, Nigeri

23



SHANE DOUMA-SANCHEZ
G | 6-1 | Fr.
Laguna Pueblo, N.M.

24



RICHARD PITINO
Head Coach



ISAAC CHEW
Assistant Coach



TARVISH FELTON
Assistant Coach



AARON KATSUMA
Assistant Coach



DAVE PILIPOVICH
Special Assistant to the
Head Coach

Graduate | Guard | 6-5 | 200 | Menifee, CA | Eleanor Roosevelt HS [Kentucky/Arizona/Fresno State]



Season Highs	
Pts	18 vs. Louisiana Tech (11/29/23)
Reb	3 five times
FG	6 twice
FGA	9 vs. Louisiana Tech (11/29/23)
3FG	6 vs. Louisiana Tech (11/29/23)
3FGA	9 vs. Louisiana Tech (11/29/23)
FT	3 vs. UT Arlington (11/16/23)
FTA	4 vs. UT Arlington (11/16/23)
Ast	5 vs. Eastern New Mexico (12/29/23)
Blk	1 vs. UT Arlington (11/16/23)
Stl	2 twice
Min	30 vs. Eastern New Mexico (12/29/23)

Career Highs	
Pts	43 vs. Chicago State (3/4/23) ^{FS}
Reb	7 twice
FG	13 vs. Chicago State (3/4/23) ^{FS}
FGA	20 vs. Vanderbilt (11/24/22) ^{FS}
3FG	10 vs. Chicago State (3/4/23) ^{FS}
3FGA	13 vs. Stanford (12/19/20) ^{UA}
FT	7 three times
FTA	10 at UNLV (2/3/23) ^{FS}
Ast	7 three times
Blk	3 at Washington (12/31/20) ^{UA}
Stl	4 at Wyoming (1/31/23) ^{FS}
Min	39 twice

MW Career Highs	
Pts	23 at UNLV (2/3/23) ^{FS}
Reb	7 vs. Nevada (2/24/23) ^{FS}
FG	8 twice
FGA	18 at Utah State (12/31/22) ^{FS}
3FG	4 twice
3FGA	11 at Nevada (2/10/23) ^{FS}
FT	7 twice
FTA	10 at UNLV (2/3/23) ^{FS}
Ast	6 twice
Blk	--
Stl	4 at Wyoming (1/31/23) ^{FS}
Min	38 vs. Nevada (2/24/23) ^{FS}

6.8 PPG | 1.9 RPG | 22.9 MPG | 2.0 APG

2023-24 GAME-BY-GAME

Opponent	MP	FG-A	3G-A	FT-A	O-D-T	PF	A	TO	BS	ST	TP
Texas Southern	15	2-3	1-2	0-0	0-2-2	0	2	0	0	0	5
at Saint Mary's	23	1-4	0-2	0-0	0-3-3	0	2	2	0	0	2
UT Arlington*	28	0-4	0-3	3-4	0-1-1	4	2	0	1	1	3
vs. Toledo*	22	0-3	0-2	0-0	1-2-3	4	2	0	0	1	0
vs. Rice*	19	2-6	2-6	0-0	0-3-3	1	2	0	0	0	6
vs. Pepperdine*	26	5-7	3-5	1-1	0-3-3	0	2	0	0	1	14
Louisiana Tech*	25	6-9	6-9	0-0	0-3-3	4	2	1	0	0	18
New Mexico State*	15	2-4	2-4	0-0	0-0-0	3	2	0	0	0	6
UC Santa Barbara*	19	3-6	1-4	1-1	0-1-1	1	2	0	0	0	8
vs. Santa Clara*	26	6-8	4-6	1-1	0-0-0	1	1	1	0	2	17
at New Mexico State*	27	1-2	1-2	0-0	0-4-4	1	2	0	0	0	3
UC Irvine*	22	2-7	2-5	0-0	0-0-0	0	1	0	0	0	6
Eastern New Mexico*	30	1-5	0-2	0-1	0-2-2	0	5	0	0	1	2
at Colorado State	25	2-4	1-3	0-0	0-2-2	0	1	0	0	2	5

* game started

SEASON NOTES

- Tri-Captain
- Had 17 points (4-6 3FG) vs. Santa Clara (Dec. 9)
- Season-high 18 points (6-9 3FG) vs. Louisiana Tech (Nov. 29)
- Had 14 points (5-7 FG, 3-5 3FG) vs. Pepperdine (Nov. 24)
- Had six points vs Rice (Nov. 22)
- Had three points and a key final-minute block in first start of the season vs. UT Arlington (Nov. 16)
- Scored five points vs. Texas Southern in UNM debut (Nov. 6)
- Missed the NM Highlands exhibition due to injury (Nov. 1)
- Made UNM debut in CSU Pueblo exhibition (Oct. 26)

	2023-24	CAREER	STREAK
Double Figure Scoring	3	31	-
20-Point Games	-	7	-
30-Point Games	-	2	-
40-Point Games	-	1	-

CAREER STATISTICS

Year	G-GS	Min-Avg.	FG-FGA	Pct.	3FG-3FGA	Pct.	FT-FTA	Pct.	Off-Def.	Reb-Avg.	PF-DQ	Ast	TO	Blk	Stl	Pts-Avg
2018-19 \$	28-0	254-9.1	20-61	.328	13-42	.310	11-15	.733	1-14	15-0.5	23-0	12	10	2	4	64-2.3
Conf	18-0	156-8.7	12-38	.316	7-28	.250	3-6	.500	0-9	9-0.5	16-0	10	7	1	2	34-1.9
2019-20 &	32-0	620-19.4	64-177	.362	36-105	.343	19-23	.826	11-64	75-2.3	53-1	73	23	5	23	183-5.7
Conf	18-0	366-20.3	29-90	.322	15-57	.263	10-13	.769	9-37	46-2.6	30-0	36	15	3	10	83-4.6
2020-21 &	12-12	353-29.4	50-124	.403	24-70	.343	20-24	.833	2-32	34-2.8	22-1	21	12	4	7	144-12.0
Conf	6-6	181-30.2	20-64	.313	12-39	.308	13-16	.813	2-15	17-2.8	13-0	9	6	3	3	65-10.8
2021-22 %	5-2	121-24.3	14-41	.341	5-23	.217	10-11	.909	1-17	18-3.6	4-0	10	10	1	6	43-8.6
Conf	--	--	--	--	--	--	--	--	--	--	--	--	--	--	--	--
2022-23 %	28-28	888-31.7	123-314	.392	55-168	.327	50-66	.758	11-72	83-3.0	51-0	81	43	1	28	351-12.5
Conf	16-16	519-32.4	70-184	.380	30-102	.294	31-38	.816	5-43	48-3.0	33-0	45	30	0	17	201-12.6
2023-24	14-11	321-22.9	33-72	.458	23-55	.418	6-8	.750	1-26	27-1.9	19-0	28	4	1	8	95-6.8
Conf	1-0	25-25.0	2-4	.500	1-3	.333	0-0	.000	0-2	2-2.0	0-0	1	0	0	2	5-5.0
CAREER	119-53	2557-21.5	304-789	.385	156-463	.337	116-147	.789	27-225	252-2.1	172-2	225	102	14	76	880-7.4

\$ at Kentucky | & at Arizona | % at Fresno State

R-Freshman | Guard | 6-7 | 195 | Blue Springs, MO | Western Reserve Academy



Season Highs

Pts	14	vs. Eastern New Mexico (12/29/23)
Reb	3	vs. Texas Southern (11/6/23)
FG	5	vs. Eastern New Mexico (12/29/23)
FGA	8	vs. Eastern New Mexico (12/29/23)
3FG	4	vs. Eastern New Mexico (12/29/23)
3FGA	6	twice
FT	2	twice
FTA	2	twice
Ast	3	vs. Eastern New Mexico (12/29/23)
Blk	1	vs. Eastern New Mexico (12/29/23)
Stl	1	four times
Min	20	vs. Eastern New Mexico (12/29/23)

Career Highs

14	vs. Eastern New Mexico (12/29/23)
5	vs. Western New Mexico (12/6/22)
5	vs. Eastern New Mexico (12/29/23)
8	vs. Eastern New Mexico (12/29/23)
4	vs. Eastern New Mexico (12/29/23)
6	twice
2	twice
2	three times
3	vs. Eastern New Mexico (12/29/23)
2	vs. Prairie View A&M (12/20/22)
1	five times
20	twice

MW Career Highs

--	
--	
--	
1	vs. Colorado State (12/28/22)
--	
--	
--	
--	
--	
--	
--	
2	
	twice

3.6 PPG | 0.6 RPG | 7.4 MPG | 46% 3FG

2023-24 GAME-BY-GAME

Opponent	MP	FG-A	3G-A	FT-A	O-D-T	PF	A	TO	BS	ST	TP
Texas Southern	10	3-6	3-6	2-2	0-3-3	2	0	1	0	0	11
at Saint Mary's	1	0-0	0-0	0-0	0-0-0	0	0	0	0	0	0
UT Arlington					-INJ-						
vs. Toledo					-DNP-						
vs. Rice	10	0-2	0-1	0-0	0-0-0	0	0	0	0	0	0
vs. Pepperdine	10	1-4	0-1	0-0	0-0-0	0	0	1	0	1	2
Louisiana Tech	9	0-3	0-3	0-0	0-1-1	1	1	0	0	0	0
New Mexico State	7	2-3	2-3	2-2	0-0-0	0	0	0	0	1	8
UC Santa Barbara	3	1-1	1-1	0-0	1-0-1	0	0	1	0	0	3
vs. Santa Clara	2	0-0	0-0	0-0	0-0-0	1	0	1	0	0	0
at New Mexico State					-DNP-						
UC Irvine	6	1-2	0-1	0-0	0-0-0	0	1	0	0	1	2
Eastern New Mexico	20	5-8	4-6	0-0	0-2-2	2	3	1	1	1	14
at Colorado State	2	0-0	0-0	0-0	0-0-0	0	0	0	0	0	0

SEASON NOTES

- Scored a career-high 14 points (4-6 3FG) vs. Eastern New Mexico (Dec. 29)
- Had two points vs. UC Irvine (Dec. 20)
- Three points vs. UC Santa Barbara (Dec. 6)
- Scored eight points (2-3 3FG) vs. New Mexico State (Dec. 2)
- Had two points vs. Pepperdine (Nov. 24)
- Scored 11 points (3-6 3FG) vs. Texas Southern (Nov. 6) for his first career double-figure game
- Appeared in both exhibitions off the bench, his first game action since Jan. 3 of last season

	2023-24	CAREER	STREAK
Double Figure Scoring	2	2	-

CAREER STATISTICS

Year	G-GS	Min-Avg.	FG-FGA	Pct.	3FG-3FGA	Pct.	FT-FTA	Pct.	Off-Def.	Reb-Avg.	PF-DQ	Ast	TO	Blk	Stl	Pts-Avg
2022-23	10-0	62-6.2	4-15	.267	2-11	.182	0-2	.000	0-12	12-1.2	5-0	1	1	3	1	10-1.0
Conf	2-0	2-1.0	0-1	.000	0-0	.000	0-0	.000	0-0	0-0.0	0-0	0	0	0	0	0-0.0
2023-24	11-0	81-7.4	13-29	.448	10-22	.455	4-4	1.000	1-6	7-0.6	6-0	5	5	1	4	40-3.6
Conf	1-0	2-2.0	0-0	.000	0-0	.000	0-0	.000	0-0	0-0.0	0-0	0	0	0	0	0-0.0
CAREER	21-0	143-6.8	17-44	.386	12-33	.364	4-6	.667	1-18	19-0.9	11-0	6	6	4	5	50-2.4



Season Highs

Pts	25	vs. UT Arlington (11/16/23)
Reb	6	vs. Santa Clara (12/9/23)
FG	11	vs. UT Arlington (11/16/23)
FGA	18	vs. UT Arlington (11/16/23)
3FG	2	vs. Texas Southern (11/6/23)
3FGA	3	twice
FT	6	vs. Pepperdine (11/24/23)
FTA	10	vs. Pepperdine (11/24/23)
Ast	11	vs. Rice (11/22/23)
Blk	2	vs. UC Santa Barbara (12/6/23)
Stl	4	at New Mexico State (12/15/23)
Min	36	twice

Career Highs

25	vs. UT Arlington (11/16/23)
6	twice
11	vs. UT Arlington (11/16/23)
18	vs. UT Arlington (11/16/23)
2	vs. Texas Southern (11/6/23)
3	three times
6	twice
10	vs. Pepperdine (11/24/23)
11	vs. Rice (11/22/23)
3	twice
4	at New Mexico State (12/15/23)
36	twice

MW Career Highs

12	at Colorado State (3/3/23)
5	at Air Force (2/10/23)
5	at Colorado State (3/3/23)
9	twice
1	twice
3	vs. Wyoming (2/14/23)
4	at Air Force (2/10/23)
7	at Air Force (2/10/23)
9	at Colorado State (1/2/24)
3	vs. Boise State (1/20/23)
3	at Air Force (2/10/23)
36	at Colorado State (1/2/24)

16.3 PPG | 6.4 APG | 31.7 MPG | 1.8 SPG

2023-24 GAME-BY-GAME

Opponent	MP	FG-A	3G-A	FT-A	O-D-T	PF	A	TO	BS	ST	TP
Texas Southern*	25	4-8	2-3	2-2	0-4-4	2	6	1	1	1	12
at Saint Mary's*	29	5-12	1-1	4-6	0-2-2	4	5	2	0	3	15
UT Arlington*	34	11-18	1-3	2-3	1-1-2	3	5	4	1	2	25
vs. Toledo*	35	7-12	0-0	3-4	0-3-3	1	7	3	0	0	17
vs. Rice*	31	8-15	0-1	2-2	1-2-3	1	11	0	0	1	18
vs. Pepperdine*	31	9-14	0-1	6-10	0-1-1	0	7	4	1	2	24
Louisiana Tech*	26	2-8	0-0	4-6	0-5-5	0	4	6	1	1	8
New Mexico State*	27	5-13	0-2	2-7	1-0-1	0	10	0	1	2	12
UC Santa Barbara*	35	9-15	1-1	4-6	0-1-1	2	8	2	2	2	23
vs. Santa Clara*	31	10-14	0-1	2-3	1-5-6	3	4	3	0	3	22
at New Mexico State*	36	6-14	0-1	2-2	1-3-4	2	6	2	0	4	14
UC Irvine*	36	5-12	1-2	1-2	0-4-4	1	1	4	1	1	12
Eastern New Mexico					-INJ-						
at Colorado State*	36	4-9	0-1	2-3	0-3-3	4	9	3	0	2	10

* game started

SEASON NOTES

- Mountain West Player of the Week (Dec. 11)
- Had 10 points and nine assists at No. 13 Colorado State (Jan. 2)
- Had 14 points, including the game-winning layup with 20 seconds left, and six assists at New Mexico St. (Dec. 15)
- Had 22 points, six rebounds and four assists vs. Santa Clara (Dec. 9)
- Had 23 points and eight assists vs. UCSB (Dec. 6)
- Double-double with 12 points and 10 assists (no turnovers) vs. New Mexico State (Dec. 2)
- Had 24 points and seven assists vs. Pepperdine (Nov. 24)
- First career double-double with 18 points and a career-high 11 assists (with no turnovers) vs. Rice (Nov. 22)
- Had 17 points and seven assists vs. Toledo (Nov. 21)
- Scored a career-high 25 points, including the game-winning layup with 0.5 left, vs. UT Arlington (Nov. 16)
- 15 points and five assists, at No.23 Saint Mary's (Nov. 9)
- Had 12 points and six assists vs. Texas Southern (Nov. 6)
- Averaged 24.5 points and 5.0 assists per game in the two exhibition wins over CSU Pueblo and NM Highlands

	2023-24	CAREER	STREAK
Double-Doubles	2	2	-
Double Figure Scoring	11	17	6
20-Point Games	4	4	-
10-Assist Games	2	2	-

CAREER STATISTICS

Year	G-GS	Min-Avg.	FG-FGA	Pct.	3FG-3FGA	Pct.	FT-FTA	Pct.	Off-Def.	Reb-Avg.	PF-DQ	Ast	TO	Blk	Stl	Pts-Avg
2022-23	34-2	629-18.5	69-136	.507	4-19	.211	50-73	.685	10-59	69-2.0	61-1	79	55	25	30	192-5.6
Conf	18-2	319-17.7	31-67	.463	2-13	.154	24-34	.706	4-31	35-1.9	35-1	31	30	10	17	88-4.9
2023-24	13-13	412-31.7	85-164	.518	6-17	.353	36-56	.643	5-34	39-3.0	23-0	83	34	8	24	212-16.3
Conf	1-1	36-36.0	4-9	.444	0-1	.000	2-3	.667	0-3	3-3.0	4-0	9	3	0	2	10-10.0
CAREER	47-15	1041-22.2	154-300	.513	10-36	.278	86-129	.667	15-93	108-2.3	84-1	162	89	33	54	404-8.6

Freshman | Guard | 6-4 | 200 | Phoenix, AZ | AZ Compass Prep



Season Highs

Pts	21	vs. New Mexico State (12/2/23)
Reb	12	vs. Pepperdine (11/24/23)
FG	7	twice
FGA	13	vs. Pepperdine (11/24/23)
3FG	3	vs. New Mexico State (12/2/23)
3FGA	4	twice
FT	8	vs. New Mexico State (12/2/23)
FTA	10	vs. New Mexico State (12/2/23)
Ast	6	vs. New Mexico State (12/2/23)
Blk	1	twice
Stl	5	vs. Pepperdine (11/24/23)
Min	33	vs. Pepperdine (11/24/23)

Career Highs

21	vs. New Mexico State (12/2/23)
12	vs. Pepperdine (11/24/23)
7	twice
13	vs. Pepperdine (11/24/23)
3	vs. New Mexico State (12/2/23)
4	twice
8	vs. New Mexico State (12/2/23)
10	vs. New Mexico State (12/2/23)
6	vs. New Mexico State (12/2/23)
1	twice
5	vs. Pepperdine (11/24/23)
33	vs. Pepperdine (11/24/23)

MW Career Highs

--	
--	
--	
1	at Colorado State (1/2/24)
--	
1	at Colorado State (1/2/24)
--	
--	
--	
--	
7	at Colorado State (1/2/24)

9.8 PPG | 4.3 RPG | 21.5 MPG | 1.5 SPG

2023-24 GAME-BY-GAME

Opponent	MP	FG-A	3G-A	FT-A	O-D-T	PF	A	TO	BS	ST	TP
Texas Southern	15	2-6	0-1	2-4	2-4-6	3	2	1	0	1	6
at Saint Mary's	24	2-6	0-1	1-1	1-1-2	2	1	1	0	2	5
UT Arlington	17	2-6	1-3	0-0	2-1-3	2	0	2	0	1	5
vs. Toledo	17	3-7	1-1	1-2	0-2-2	1	2	2	0	2	8
vs. Rice	21	5-7	1-2	3-3	2-4-6	2	0	2	0	1	14
vs. Pepperdine*	33	7-13	1-4	4-6	0-12-12	1	0	2	0	5	19
Louisiana Tech	25	4-8	2-3	0-0	1-3-4	2	3	1	1	1	10
New Mexico State	29	5-7	3-4	8-10	1-4-5	3	6	1	0	1	21
UC Santa Barbara	22	7-11	1-2	2-2	2-4-6	3	4	2	0	2	17
vs. Santa Clara	29	3-6	0-1	5-7	2-2-4	3	1	3	0	1	11
at New Mexico State	22	2-6	1-2	0-0	0-1-1	2	2	3	1	1	5
UC Irvine	19	3-7	0-2	0-3	0-5-5	3	1	1	0	1	6
Eastern New Mexico					-ILL-						
at Colorado State	7	0-1	0-1	0-0	0-0-0	1	0	0	0	0	0

* game started

SEASON NOTES

- Mountain West Freshman of the Week (Dec. 4)
- Scored 11 points vs. Santa Clara (Dec. 9)
- Had 17 points (all in the 2nd half) vs. UCSB (Dec. 6)
- Career-high 21 points and six assists vs. New Mexico State (Dec. 2)
- Had 10 points and three assists vs. Louisiana Tech (Nov. 29)
- First career double-double with 19 points and 12 rebounds vs. Pepperdine in 1st career start (Nov. 24)
- First career double-figure game with 14 points to go along with six rebounds vs. Rice (Nov. 22)
- Scored eight points vs. Toledo (Nov. 21)
- Had six points and six rebounds in his collegiate debut vs. Texas Southern (Nov. 6)
- Averaged 9.0 points and 6.0 rebounds per game in the two exhibition wins over CSU Pueblo and NM Highlands

	2023-24	CAREER	STREAK
Double-Doubles	1	1	-
Double Figure Scoring	6	6	-
20-Point Games	1	1	-
10-Rebound Games	1	1	-

CAREER STATISTICS

Year	G-GS	Min-Avg.	FG-FGA	Pct.	3FG-3FGA	Pct.	FT-FTA	Pct.	Off-Def.	Reb-Avg.	PF-DQ	Ast	TO	Blk	Stl	Pts-Avg
2023-24	13-1	27.9-21.5	45-91	.495	11-27	.407	26-38	.684	13-43	56-4.3	28-0	22	21	2	19	127-9.8
Conf	1-0	7-7.0	0-1	.000	0-1	.000	0-0	.000	0-0	0-0.0	1-0	0	0	0	0	0-0.0



Season Highs		
Pts	29	vs. UT Arlington (11/16/23)
Reb	3	twice
FG	9	vs. UT Arlington (11/16/23)
FGA	23	vs. UT Arlington (11/16/23)
3FG	2	five times
3FGA	9	vs. Eastern New Mexico (12/29/23)
FT	9	twice
FTA	13	vs. UT Arlington (11/16/23)
Ast	5	vs. Texas Southern (11/6/23)
Blk	1	vs. Toledo (11/21/23)
Stl	1	twice
Min	37	vs. UT Arlington (11/16/23)

Career Highs		
Pts	33	at Nevada (1/23/23)
Reb	7	twice
FG	13	at Air Force (2/10/23)
FGA	25	vs. Utah State (3/9/23)
3FG	4	five times
3FGA	11	vs. Norfolk State (12/21/21)
FT	10	at Air Force (2/10/23)
FTA	13	vs. UT Arlington (11/16/23)
Ast	8	vs. Utah State (1/8/22)
Blk	1	10 times
Stl	4	at Wyoming (1/22/22)
Min	43	twice

MW Career Highs		
Pts	33	at Nevada (1/23/23)
Reb	7	vs. Boise State (1/20/23)
FG	13	at Air Force (2/10/23)
FGA	25	vs. Utah State (3/9/23) ^{MWIT}
3FG	4	four times
3FGA	8	twice
FT	10	at Air Force (2/10/23)
FTA	12	twice
Ast	8	vs. Utah State (1/8/22)
Blk	1	vs. Air Force (2/26/22)
Stl	4	at Wyoming (1/22/22)
Min	43	twice

17.3 PPG | 1.7 RPG | 1.4 APG | 30.3 MPG

2023-24 GAME-BY-GAME

Opponent	MP	FG-A	3G-A	FT-A	O-D-T	PF	A	TO	BS	ST	TP
Texas Southern*	27	5-10	2-3	3-4	0-3-3	0	5	0	0	0	15
at Saint Mary's*	33	3-16	1-3	0-0	0-2-2	1	0	3	0	1	7
UT Arlington*	37	9-23	2-5	9-13	0-1-1	0	1	0	0	0	29
vs. Toledo*	35	8-20	2-7	9-11	0-1-1	2	1	1	1	0	27
vs. Rice*	21	3-12	1-3	6-6	0-3-3	0	1	4	0	0	13
vs. Pepperdine					-INJ-						
Louisiana Tech					-INJ-						
New Mexico State					-INJ-						
UC Santa Barbara					-INJ-						
vs. Santa Clara					-INJ-						
at New Mexico State					-INJ-						
UC Irvine					-INJ-						
Eastern New Mexico*	27	6-18	2-9	3-4	0-1-1	0	0	1	0	0	17
at Colorado State*	32	5-15	2-4	1-1	0-1-1	2	2	1	0	1	13

* game started

SEASON NOTES

- Tri-Captain
- Preseason All-Mountain West
- Had 17 points vs. Eastern New Mexico in his return to action (Dec. 29)
- Missed seven games due to injury (Nov. 24-Dec. 20)
- Scored 27 points vs. Toledo (Nov. 21)
- Season-high 29 points vs. UT Arlington (Nov. 16), including 22 in first half (most by a Lobo since 2015-16)
- Had 15 points and five assists vs. Texas Southern (Nov. 6)
- Averaged 21.5 points and 4.0 rebounds per game in the two exhibition wins over CSU Pueblo and NM Highlands

UNM CAREER RECORD BOOK

	Total	Rank	Up Next
Points:	1,354	17th	Kenny Page (1,387-16th)
FGs:	479	18th	Tony Danridge (485-17th)

	2023-24	CAREER	STREAK
Double Figure Scoring	6	83	5
20-Point Games	2	33	-
30-Point Games	-	2	-

CAREER STATISTICS

Year	G-GS	Min-Avg.	FG-FGA	Pct.	3FG-3FGA	Pct.	FT-FTA	Pct.	Off-Def.	Reb-Avg.	PF-DQ	Ast	TO	Blk	Stl	Pts-Avg
2020-21 ^	29-8	641-22.1	85-243	.350	24-87	.276	43-54	.796	7-38	45-1.6	42-0	45	30	3	12	237-8.2
Conf	20-6	489-24.5	62-182	.341	9-67	.284	33-40	.825	4-35	39-2.0	33-0	29	24	2	8	176-8.8
2021-22	32-32	1084-33.9	207-484	.428	50-146	.342	118-150	.787	8-79	87-2.7	58-1	67	66	4	19	582-18.2
Conf	17-17	600-35.3	107-260	.412	24-71	.338	69-89	.775	3-45	48-2.8	36-1	36	32	1	11	307-18.1
2022-23	34-34	1145-33.7	233-545	.428	47-123	.382	138-169	.817	10-98	108-3.2	77-0	70	56	2	25	651-19.1
Conf	18-18	630-35.0	134-307	.436	29-73	.397	81-98	.827	5-47	52-2.9	45-0	35	33	0	12	378-21.0
2023-24	7-7	212-30.3	39-114	.342	12-34	.353	31-39	.795	0-12	12-1.7	5-0	10	10	1	2	121-17.3
Conf	1-1	32-32.0	5-15	.333	2-4	.500	1-1	1.000	0-1	1-1.0	2-0	2	1	0	1	13-13.0
Total	102-81	3081-30.2	564-1381	.407	133-390	.341	330-412	.801	25-227	252-2.5	182-1	192	162	10	58	1591-15.6
UNM Total	73-73	2442-33.4	479-1143	.419	109-303	.360	287-358	.802	18-189	207-2.8	140-1	147	132	7	46	1354-18.5

^ at Minnesota

Graduate | Guard | 6-0 | 175 | Phoenix, AZ | Shadow Mountain HS [Arizona State]



Season Highs

Pts	28	vs. New Mexico State (12/2/23)
Reb	6	vs. Louisiana Tech (11/29/23)
FG	9	twice
FGA	20	vs. Eastern New Mexico (12/29/23)
3FG	5	vs. New Mexico State (12/2/23)
3FGA	9	vs. Eastern New Mexico (12/29/23)
FT	9	vs. UC Irvine (12/20/23)
FTA	9	twice
Ast	5	twice
Blk	1	twice
Stl	6	vs. Santa Clara (12/9/23)
Min	37	vs. UC Irvine (12/20/23)

Career Highs

42	at Air Force (2/5/22)
8	at Air Force (2/5/22)
15	at Air Force (2/5/22)
23	vs. Wyoming (2/15/22)
5	three times
9	three times
12	vs. UNLV (3/5/22)
13	vs. UNLV (3/5/22)
12	vs. San Jose State (1/28/22)
3	twice
8	vs. Grambling State (11/15/21)
47	at Nevada (1/23/23)

MW Career Highs

42	at Air Force (2/5/22)
8	at Air Force (2/5/22)
15	at Air Force (2/5/22)
23	vs. Wyoming (2/15/22)
5	vs. Colorado State (12/28/22)
9	twice
12	vs. UNLV (3/5/22)
13	vs. UNLV (3/5/22)
12	vs. San Jose State (1/28/22)
3	at Wyoming (12/31/22)
6	twice
47	at Nevada (1/23/23)

15.3 PPG | 4.0 APG | 27.4 MPG | 2.8 SPG

2023-24 GAME-BY-GAME

Opponent	MP	FG-A	3G-A	FT-A	O-D-T	PF	A	TO	BS	ST	TP
Texas Southern*	19	1-6	1-3	5-5	0-2-2	2	4	4	1	2	8
at Saint Mary's					-INJ-						
UT Arlington					-INJ-						
vs. Toledo					-INJ-						
vs. Rice					-INJ-						
vs. Pepperdine					-INJ-						
Louisiana Tech*	33	4-15	1-6	7-9	0-6-6	4	4	0	0	2	16
New Mexico State*	26	9-11	5-6	5-5	0-3-3	2	4	1	0	4	28
UC Santa Barbara*	26	2-10	1-5	0-0	0-0-0	3	4	3	0	4	5
vs. Santa Clara*	22	3-12	0-5	3-4	0-1-1	4	3	0	0	6	9
at New Mexico State*	28	4-14	2-4	4-6	4-1-5	3	3	3	0	2	14
UC Irvine*	37	5-16	1-3	9-9	1-2-3	3	5	0	0	0	20
Eastern New Mexico*	27	9-20	4-9	0-0	0-3-3	3	5	0	1	2	22
at Colorado State*	19	5-8	4-5	0-0	0-4-4	4	1	4	0	2	14

* game started

SEASON NOTES

- Tri-Captain
- Preseason All-Mountain West
- Had 22 points and five assists vs. Eastern New Mexico (Dec. 29)
- Had 20 points and five assists vs. UC Irvine (Dec. 20)
- Scored 14 points at New Mexico State (Dec 15)
- Had 28 points (26 in 1st half-most by a Lobo since 2003) on 9-11 FG (5-6 3FG) vs. New Mexico State (Dec. 2)
- Had 16 points, six rebounds and four assists vs. Louisiana Tech (Nov. 29) after missing five games due to injury
- Had eight points and four assists vs. Texas Southern (Nov. 6)
- Missed both exhibitions due to injury

UNM CAREER RECORD BOOK

	Total	Rank	Up Next
Points:	1,203	24th	Cam Bairstow (1,239-23rd)
Assists:	321	15th	Rob Robbins (350-14th)
Steals:	178	7th	Willie Banks (182-6th)
FT%	.870	3rd	Anthony Mathis (.880-2nd)


	2023-24	CAREER	STREAK
Double Figure Scoring	6	65	4
20-Point Games	3	23	-
30-Point Games	-	4	-
40-Point Games	-	1	-
Double-Doubles	-	2	-
10-Assist Games	-	2	-

CAREER STATISTICS

Year	G-GS	Min-Avg.	FG-FGA	Pct.	3FG-3FGA	Pct.	FT-FTA	Pct.	Off-Def.	Reb-Avg.	PF-DQ	Ast	TO	Blk	Stl	Pts-Avg
2019-20 ^	30-0	481-16.0	34-123	.276	16-60	.267	33-43	.767	11-46	57-1.9	52-0	35	25	2	38	117-3.9
Conf	18-0	238-13.2	7-50	.140	4-25	.160	13-20	.650	4-17	21-1.2	28-0	11	9	1	16	31-1.7
2020-21 ^	21-0	393-18.7	40-103	.388	23-59	.390	9-13	.692	4-38	42-2.0	33-0	31	26	0	34	112-5.3
Conf	14-0	275-19.6	30-72	.417	17-42	.405	5-9	.556	2-25	27-1.9	23-0	18	17	0	20	82-5.9
2021-22	31-31	995-32.1	167-403	.414	47-148	.318	144-162	.889	16-97	113-3.6	85-2	139	105	9	68	525-16.9
Conf	17-17	568-33.4	98-228	.430	24-76	.316	77-84	.917	13-59	72-4.2	45-1	74	66	6	39	297-17.5
2022-23	32-32	1008-31.5	170-392	.434	57-151	.377	145-170	.853	14-112	126-3.9	79-2	149	71	20	86	542-16.9
Conf	16-16	533-33.3	91-212	.429	28-80	.350	64-73	.877	7-61	68-4.3	43-2	68	39	9	41	274-17.1
2023-24	9-9	238-26.4	42-112	.375	19-46	.413	33-38	.868	5-22	27-3.0	28-0	33	15	2	24	136-15.1
Conf	1-1	19-19.0	5-8	.625	4-5	.800	0-0	.000	0-4	4-4.0	4-0	1	4	0	2	14-14.0
Total	123-72	3112-25.3	453-1133	.400	162-464	.349	364-426	.854	50-315	365-3.0	277-4	387	242	33	250	1432-11.6
UNM Total	72-72	2241-31.1	379-907	.418	123-345	.357	322-370	.870	35-231	266-3.7	192-4	321	191	31	178	1203-16.7

^ at Arizona State

Graduate | Forward | 6-5 | 210 | Lubumbashi, DR Congo | Spire Academy [Western Texas/Texas A&M-Corpus Christi]



Season Highs

Pts	11	vs. Santa Clara (12/9/23)
Reb	9	vs. UC Santa Barbara (12/6/23)
FG	3	at New Mexico State (12/15/23)
FGA	8	vs. Santa Clara (12/9/23)
3FG	2	at New Mexico State (12/15/23)
3FGA	3	at New Mexico State (12/15/23)
FT	7	vs. Santa Clara (12/9/23)
FTA	8	vs. Santa Clara (12/9/23)
Ast	2	vs. Pepperdine (11/24/23)
Blk	1	twice
Stl	2	twice
Min	22	vs. Santa Clara (12/9/23)

NCAA Career Highs

28	twice
17	five times
10	vs. Northwestern State (1/6/22) ^{AMCC}
17	vs. Alabama (3/16/23) ^{AMCC}
3	vs. New Orleans (1/14/23) ^{AMCC}
4	four times
19	vs. Northwestern State (2/25/23) ^{AMCC}
24	vs. Northwestern State (2/25/23) ^{AMCC}
5	vs. UTRGV (11/27/22) ^{AMCC}
2	at Mississippi State (11/7/22) ^{AMCC}
4	three times
38	vs. Houston Baptist (1/22/22) ^{AMCC}

MW Career Highs

--	
--	
--	
--	
--	
--	
--	
--	
--	
1	at Colorado State (1/2/24)
--	
5	at Colorado State (1/2/24)

2.8 PPG | 4.2 RPG | 12.8 MPG

2023-24 GAME-BY-GAME

Opponent	MP	FG-A	3G-A	FT-A	O-D-T	PF	A	TO	BS	ST	TP
Texas Southern	9	0-2	0-0	0-0	2-1-3	1	1	0	0	0	0
at Saint Mary's	2	0-0	0-0	0-0	0-0-0	1	0	0	0	0	0
UT Arlington	13	0-2	0-1	0-0	2-1-3	2	0	1	0	0	0
vs. Toledo	2	0-0	0-0	0-0	0-0-0	0	1	0	0	0	0
vs. Rice	13	2-2	0-0	1-2	3-4-7	1	0	0	0	0	5
vs. Pepperdine	16	1-3	0-1	0-2	0-2-2	1	2	0	1	0	2
Louisiana Tech					-DNP-						
New Mexico State	17	1-1	1-1	3-4	2-4-6	1	0	1	0	0	6
UC Santa Barbara	17	0-2	0-1	0-0	1-8-9	2	0	1	0	0	0
vs. Santa Clara	22	2-8	0-1	7-8	4-3-7	0	0	0	0	2	11
at New Mexico State	19	3-6	2-3	1-4	2-4-6	3	1	1	0	1	9
UC Irvine					-INJ-						
Eastern New Mexico	17	0-3	0-1	1-2	3-4-7	2	1	0	0	2	1
at Colorado State	5	0-0	0-0	0-0	0-0-0	0	0	0	1	0	0

SEASON NOTES

- Had nine points (including his 1000th career NCAA point) and six rebounds at New Mexico State (Dec. 15)
- Had 11 points and seven rebounds vs. Santa Clara (Dec. 9)
- Grabbed a season-high nine rebounds vs. UCSB (Dec. 6)
- Had seven points and six rebounds vs. New Mexico State (Dec. 2)
- Had two points, two rebounds and two assists vs. Pepperdine (Nov. 24)
- Had five points and seven rebounds vs. Rice (Nov. 22)
- Had three rebounds in UNM debut vs. Texas Southern (Nov. 6)
- Missed the two exhibitions due to injury

	2023-24	CAREER	STREAK
Double-Doubles	-	27	-
Double Figure Scoring	1	28	-
20-Point Games	-	16	-
10-Rebound Games	-	31	-

CAREER STATISTICS

Year	G-GS	Min-Avg.	FG-FGA	Pct.	3FG-3FGA	Pct.	FT-FTA	Pct.	Off-Def.	Reb-Avg.	PF-DQ	Ast	TO	Blk	Stl	Pts-Avg
2019-20 ^	32-24	1044-32.6	178-272	.654	2-14	.143	60-96	.625	112-144	256-8.0	50-0	54	62	10	34	418-13.1
2020-21 #	23-23	660-28.7	126-209	.603	9-17	.529	101-132	.765	102-159	261-11.3	44-0	25	48	4	25	362-15.7
2021-22 %	35-31	907-25.9	148-280	.529	9-29	.310	158-201	.786	125-205	330-9.4	79-1	43	67	3	41	463-13.2
Conf	14-14	408-29.1	56-123	.455	2-12	.167	74-91	.813	60-90	150-10.7	34-1	14	29	0	16	188-13.4
2022-23 %	35-33	949-27.1	160-298	.537	15-40	.375	172-206	.835	120-226	346-9.9	71-0	41	60	3	47	507-14.5
Conf	18-17	500-27.8	81-50	.540	8-17	.471	107-129	.829	55-126	181-10.1	43-0	19	33	0	21	277-15.4
2023-24	12-0	153-12.8	9-29	.310	3-9	.333	13-22	.591	19-31	50-4.2	14-0	6	4	2	5	34-2.8
Conf	1-0	5-5.0	0-0	.000	0-0	.000	0-0	.000	0-0	0-0.0	0-0	0	0	1	0	0-0.0
NCAA	82-64	2009-24.5	317-607	.522	27-78	.346	343-429	.800	264-462	726-8.9	164-1	90	131	8	93	1004-12.2

[^] at Gillette College | [#] at Western Texas | [%] at Texas A&M-Corpus Christi



#15 JT TOPPIN

Freshman | Forward | 6-9 | 220 | Dallas, TX | Faith Family Academy of Oak Cliff



Season Highs

Pts	27	vs. Toledo (11/21/23)
Reb	11	three times
FG	11	vs. Toledo (11/21/23)
FGA	14	twice
3FG	2	vs. UC Santa Barbara (12/6/23)
3FGA	3	vs. UC Santa Barbara (12/6/23)
FT	5	vs. Toledo (11/21/23)
FTA	5	three times
Ast	3	vs. Toledo (11/21/23)
Blk	4	vs. Rice (11/22/23)
Stl	3	twice
Min	34	vs. Toledo (11/21/23)

Career Highs

Pts	27	vs. Toledo (11/21/23)
Reb	11	three times
FG	11	vs. Toledo (11/21/23)
FGA	14	twice
3FG	2	vs. UC Santa Barbara (12/6/23)
3FGA	3	vs. UC Santa Barbara (12/6/23)
FT	5	vs. Toledo (11/21/23)
FTA	5	three times
Ast	3	vs. Toledo (11/21/23)
Blk	4	vs. Rice (11/22/23)
Stl	3	twice
Min	34	vs. Toledo (11/21/23)

MW Career Highs

Pts	17	at Colorado State (1/2/24)
Reb	11	at Colorado State (1/2/24)
FG	8	at Colorado State (1/2/24)
FGA	14	at Colorado State (1/2/24)
3FG	1	at Colorado State (1/2/24)
3FGA	2	at Colorado State (1/2/24)
FT	--	
FTA	3	at Colorado State (1/2/24)
Ast	2	at Colorado State (1/2/24)
Blk	--	
Stl	1	at Colorado State (1/2/24)
Min	30	at Colorado State (1/2/24)

12.7 PPG | 7.9 RPG | 23.7 MPG | 1.4 BPG | 67% FG

2023-24 GAME-BY-GAME

Opponent	MP	FG-A	3G-A	FT-A	O-D-T	PF	A	TO	BS	ST	TP
Texas Southern	18	4-6	0-1	3-3	3-6-9	2	0	2	2	2	11
at Saint Mary's*	16	4-6	0-1	0-0	2-4-6	5	0	1	1	0	8
UT Arlington*	27	7-11	0-1	1-2	4-6-10	2	0	1	1	0	15
vs. Toledo*	34	11-12	0-1	5-5	3-8-11	3	3	3	1	1	27
vs. Rice*	22	6-8	0-0	1-1	1-5-6	1	1	0	4	3	13
vs. Pepperdine*	20	4-6	0-0	3-5	3-5-8	4	2	1	1	0	11
Louisiana Tech*	28	4-7	0-0	0-1	5-2-7	5	0	0	2	2	8
New Mexico State*	14	1-1	0-0	3-5	1-2-3	3	0	0	1	2	5
UC Santa Barbara*	25	8-9	2-3	0-1	2-2-4	0	1	0	3	2	18
vs. Santa Clara*	24	5-8	0-0	1-4	2-4-6	2	0	2	2	1	11
at New Mexico State*	30	8-14	0-1	2-3	8-3-11	1	0	5	0	1	18
UC Irvine*	28	3-7	0-2	3-4	3-8-11	3	0	3	2	3	9
Eastern New Mexico*	17	3-4	0-0	1-1	2-5-7	3	0	1	0	1	7
at Colorado State*	30	8-14	1-2	0-3	3-8-11	3	2	1	0	1	17

* game started

SEASON NOTES

- Four-time Mountain West Freshman of the Week (Nov. 20, Nov. 27, Dec. 11, Dec. 26)
- Had 17 points and 11 rebounds at No.13 Colorado State (Jan. 2)
- Had 18 points and 11 rebounds (eight offensive) at New Mexico State (Dec.15)
- Scored 18 points (8-9 FG) vs. UC Santa Barbara (Dec. 6)
- Had 11 points and eight rebounds vs. Pepperdine (Nov. 24)
- Had 13 points, six rebounds, four blocks and three steals vs. Rice (Nov. 22)
- First Lobo in history to post consecutive double-doubles after career-highs of 27 points and 11 rebounds vs. Toledo (Nov. 21)
- Had first career double-double with 15 points and 10 rebounds vs. UT Arlington (Nov. 16)
- Had eight points and six rebounds at No. 23 Saint Mary's (Nov. 9)
- Had 11 points and nine rebounds in collegiate debut vs. Texas Southern (Nov. 6)
- Averaged 12.5 points and 6.5 rebounds per game in the two exhibition wins over CSU Pueblo and NM Highlands

	2023-24	CAREER	STREAK
Double-Doubles	4	4	1
Double Figure Scoring	9	9	1
20-Point Games	1	1	-
10- Rebound Games	5	5	1

CAREER STATISTICS

Year	G-GS	Min-Avg.	FG-FGA	Pct.	3FG-3FGA	Pct.	FT-FTA	Pct.	Off-Def.	Reb-Avg.	PF-DQ	Ast	TO	Blk	Stl	Pts-Avg
2023-24	14-13	33-23.7	76-113	.673	3-12	.250	23-38	.605	42-68	110-7.9	37-2	9	20	20	19	178-12.7
Conf	1-1	30-30.0	8-14	.571	1-2	.500	0-3	.000	3-8	11-11.0	3-0	2	1	0	1	17-17.0



#21 SEBASTIAN FORSLING

Junior | Center | 7-0 | 240 | Floda, Sweden | RIG Mark



Season Highs

Pts	8	vs. Texas Southern (11/6/23)
Reb	3	twice
FG	3	vs. Texas Southern (11/6/23)
FGA	3	vs. Texas Southern (11/6/23)
3FG	--	
3FGA	1	vs. Eastern New Mexico (12/29/23)
FT	2	vs. Texas Southern (11/6/23)
FTA	2	three times
Ast	2	vs. Rice (11/22/23)
Blk	1	vs. New Mexico State (12/2/23)
Stl	--	
Min	14	vs. New Mexico State (12/2/23)

Career Highs

8	vs. Texas Southern (11/6/23)
10	vs. Northern New Mexico (2/11/22)
3	twice
5	vs. Denver (12/9/21)
1	vs. Nevada (3/9/22)
1	eight times
5	vs. UTSA (12/10/22)
6	vs. UTSA (12/10/22)
2	three times
3	vs. Wyoming (2/15/22)
1	six times
26	at Colorado State (1/19/22)

MW Career Highs

6	vs. Nevada (3/9/22) ^{MWT}
8	vs. Boise State (1/15/22)
2	five times
4	vs. Fresno State (1/25/22)
1	vs. Nevada (3/9/22) ^{MWT}
1	six times
2	vs. Utah State (1/8/22)
4	vs. Utah State (1/8/22)
2	at Utah State (2/22/22)
3	vs. Wyoming (2/15/22)
1	four times
26	at Colorado State (1/19/22)

1.2 PPG | 1.1 RPG | 6.5 MPG

2023-24 GAME-BY-GAME

Opponent	MP	FG-A	3G-A	FT-A	O-D-T	PF	A	TO	BS	ST	TP
Texas Southern	11	3-3	0-0	2-2	0-3-3	1	0	0	0	0	8
at Saint Mary's	8	0-0	0-0	0-0	0-1-1	1	1	1	0	0	0
UT Arlington					-DNP-						
vs. Toledo	1	0-0	0-0	0-0	0-0-0	0	0	0	0	0	0
vs. Rice	9	1-1	0-0	0-1	1-1-2	4	2	0	0	0	2
vs. Pepperdine	4	0-0	0-0	0-0	0-0-0	0	1	0	0	0	0
Louisiana Tech					-DNP-						
New Mexico State	14	1-1	0-0	0-0	0-2-2	2	0	2	1	0	2
UC Santa Barbara	2	0-0	0-0	0-0	0-0-0	1	0	0	0	0	0
vs. Santa Clara	5	0-0	0-0	1-2	0-0-0	1	1	0	0	0	1
at New Mexico State	2	0-0	0-0	0-0	0-0-0	1	1	0	0	0	0
UC Irvine	7	0-2	0-0	0-0	1-0-1	2	1	0	0	0	0
Eastern New Mexico	9	0-1	0-1	0-2	1-2-3	2	1	0	0	0	0
at Colorado State					-DNP-						

SEASON NOTES

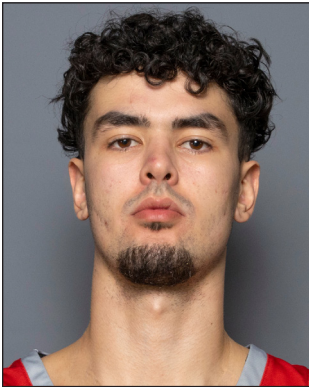
- Had three rebounds vs. Eastern New Mexico (Dec. 29)
- Had two points and two rebounds vs. New Mexico State (Dec. 2)
- Had two points, two rebounds and two assists vs. Rice (Nov. 22)
- Scored a career-high eight points (3-3 FG) vs. Texas Southern (Nov. 6)
- Averaged 2.5 rebounds per game in the two exhibition wins over CSU Pueblo and NM Highlands

	2023-24	CAREER	STREAK
10-Rebound Games	-	1	-

CAREER STATISTICS

Year	G-GS	Min-Avg.	FG-FGA	Pct.	3FG-3FGA	Pct.	FT-FTA	Pct.	Off-Def.	Reb-Avg.	PF-DQ	Ast	TO	Blk	Stl	Pts-Avg
2021-22	27-13	391-14.5	24-48	.500	1-7	.143	7-16	.438	34-31	65-2.4	63-2	13	19	9	6	56-2.1
Conf	17-10	277-16.3	12-28	.429	0-5	.000	4-10	.400	21-24	45-2.6	47-1	9	15	7	2	28-1.6
2022-23	21-0	137-6.5	10-14	.714	0-0	.000	12-15	.800	13-20	33-1.6	28-0	4	8	10	4	32-1.5
Conf	9-0	52-5.8	4-5	.800	0-0	.000	0-0	.000	4-6	10-1.1	6-0	1	3	5	2	8-0.9
2023-24	11-0	71-6.5	5-8	.625	0-1	.000	3-7	.429	3-9	12-1.1	15-0	8	3	1	0	13-1.2
Conf	--	--	--	--	--	--	--	--	--	--	--	--	--	--	--	--
Total	59-13	599-10.2	39-70	.557	1-8	.125	22-38	.579	50-60	110-1.9	106-2	25	30	20	10	101-1.7

Senior | Forward | 6-9 | 225 | Helsinki, Finland | HBA-Marsky [Dayton]



Season Highs		
Pts	11	twice
Reb	4	twice
FG	4	twice
FGA	9	vs. Louisiana Tech (11/29/23)
3FG	1	three times
3FGA	4	twice
FT	3	vs. New Mexico State (12/2/23)
FTA	4	vs. New Mexico State (12/2/23)
Ast	2	vs. Santa Clara (12/9/23)
Blk	1	twice
Stl	2	twice
Min	22	at Saint Mary's (11/9/23)

Career Highs		
22	vs. La Salle (12/30/20) ^{UD}	
11	at Duquesne (2/2/21) ^{UD}	
9	vs. La Salle (12/30/20) ^{UD}	
14	twice	
4	vs. Massachusetts (2/23/22) ^{UD}	
8	at VCU (2/7/23) ^{UD}	
8	vs. Southeastern Louisiana (12/3/22) ^{UD}	
10	twice	
8	vs. Alcorn State (12/20/22) ^{UD}	
2	at Duquesne (2/2/21) ^{UD}	
3	twice	
42	at Rhode Island (2/16/21) ^{UD}	

MW Career Highs		
2	at Colorado State (1/2/24)	
3	at Colorado State (1/2/24)	
1	at Colorado State (1/2/24)	
4	at Colorado State (1/2/24)	
--		
1	at Colorado State (1/2/24)	
--		
--		
--		
1	at Colorado State (1/2/24)	
17	at Colorado State (1/2/24)	

4.0 PPG | 2.1 RPG | 15.8 MPG

2023-24 GAME-BY-GAME

Opponent	MP	FG-A	3G-A	FT-A	O-D-T	PF	A	TO	BS	ST	TP
Texas Southern*	17	2-6	0-2	0-0	0-1-1	2	0	0	0	0	4
at Saint Mary's*	22	1-4	1-2	2-3	0-2-2	3	0	1	0	1	5
UT Arlington	19	0-2	0-2	0-0	1-3-4	2	0	0	0	0	0
vs. Toledo	18	2-5	0-2	1-2	0-3-3	2	1	3	0	2	5
vs. Rice	14	1-4	0-3	0-0	0-1-1	2	0	0	0	2	2
vs. Pepperdine	11	0-3	0-1	0-0	0-0-0	3	0	1	0	0	0
Louisiana Tech	21	1-9	0-3	1-1	1-2-3	0	0	0	0	1	3
New Mexico State	17	2-4	0-1	3-4	0-1-1	4	1	0	1	0	7
UC Santa Barbara	9	0-6	0-4	0-0	0-2-2	1	0	0	0	0	0
vs. Santa Clara	11	0-2	0-1	2-2	1-0-1	3	2	1	0	1	2
at New Mexico State					-DNP-						
UC Irvine	14	4-7	1-4	2-2	1-3-4	3	0	0	1	0	11
Eastern New Mexico	14	4-6	1-2	2-3	0-2-2	1	1	1	0	0	11
at Colorado State	17	1-4	0-1	0-0	1-2-3	2	0	0	0	1	2

* game started

SEASON NOTES

- Tied a season high with 11 points vs. Eastern New Mexico (Dec. 29)
- Had season-highs of 11 points and four rebounds vs. UC Irvine (Dec. 20)
- Had seven points vs. New Mexico State (Dec. 2)
- Scored five points vs. Toledo (Nov. 21)
- Had five points at No. 23 Saint Mary's (Nov. 9)
- Scored four points in his UNM debut vs. Texas Southern (Nov. 6)
- Averaged 3.5 points and 2.0 rebounds per game in the two exhibition wins over CSU Pueblo and NM Highlands

	2023-24	CAREER	STREAK
Double-Doubles	-	2	-
Double Figure Scoring	2	38	-
20-Point Games	-	2	-
10-Rebound Games	-	3	-

CAREER STATISTICS

Year	G-GS	Min-Avg.	FG-FGA	Pct.	3FG-3FGA	Pct.	FT-FTA	Pct.	Off-Def.	Reb-Avg.	PF-DQ	Ast	TO	Blk	Stl	Pts-Avg
2020-21 %	19-15	569-29.9	68-137	.496	26-68	.382	26-34	.765	24-83	107-5.6	45-1	24	31	8	13	188-9.9
Conf	16-14	481-30.1	57-117	.487	24-59	.407	22-29	.759	21-69	90-5.6	35-1	21	26	8	11	160-10.0
2021-22 %	35-1	693-19.8	65-163	.399	28-95	.295	37-51	.725	41-101	142-4.1	57-0	26	37	7	7	195-5.6
Conf	18-1	375-20.8	37-87	.425	14-44	.318	16-24	.667	23-49	72-4.0	27-0	15	16	5	3	104-5.8
2022-23 %	34-19	1006-29.6	103-233	.442	45-123	.366	66-83	.795	40-124	164-4.8	61-0	59	46	10	8	317-9.3
Conf	18-10	513-28.5	55-123	.447	21-54	.389	15-22	.682	15-67	82-4.6	32-0	28	19	9	6	146-8.1
2023-24	13-2	205-15.8	18-62	.290	3-28	.107	13-17	.765	5-22	27-2.1	28-0	5	7	2	8	52-4.0
Conf	1-0	17-17.0	1-4	.250	0-1	.000	0-0	.000	1-2	3-3.0	2-0	0	0	0	1	2-2.0
CAREER	101-37	2470-24.5	254-595	.427	102-314	.325	142-185	.768	110-330	440-4.4	191-1	114	121	27	36	752-7.4

% at Dayton



#23 NELLY JUNIOR JOSEPH

Senior | Center | 6-10 | 240 | Benin City, Nigeria | NBA Academy Africa [Iona]



Season Highs

Pts	13	twice
Reb	16	vs. Eastern New Mexico (12/29/23)
FG	5	four times
FGA	11	at Saint Mary's (11/9/23)
3FG	--	
3FGA	--	
FT	6	vs. UC Irvine (12/20/23)
FTA	10	vs. Eastern New Mexico (12/29/23)
Ast	5	vs. Pepperdine (11/24/23)
Blk	4	vs. Louisiana Tech (11/29/23)
Stl	5	at New Mexico State (12/15/23)
Min	31	vs. UC Irvine (12/20/23)

Career Highs

28	vs. Harvard (11/13/21) ^{lona}
17	vs. Manhattan (2/17/23) ^{lona}
11	twice
16	vs. Marist (3/2/23) ^{lona}
1	vs. North Alabama (11/20/21) ^{lona}
1	nine times
1	twice
10	three times
14	twice
5	twice
6	twice
5	at New Mexico State (12/15/23)
39	vs. Marist (3/11/23) ^{lona}

MW Career Highs

7	at Colorado State (1/2/24)
2	at Colorado State (1/2/24)
3	at Colorado State (1/2/24)
5	at Colorado State (1/2/24)
--	
--	
1	at Colorado State (1/2/24)
4	at Colorado State (1/2/24)
3	at Colorado State (1/2/24)
1	at Colorado State (1/2/24)
1	at Colorado State (1/2/24)
27	at Colorado State (1/2/24)

8.9 PPG | 7.6 RPG | 24.9 MPG | 1.1 BPG

2023-24 GAME-BY-GAME

Opponent	MP	FG-A	3G-A	FT-A	O-D-T	PF	A	TO	BS	ST	TP
Texas Southern*	21	3-9	0-0	2-3	3-2-5	2	0	0	0	2	8
at Saint Mary's*	28	5-11	0-0	1-5	6-7-13	3	1	1	1	0	11
UT Arlington*	22	1-2	0-0	3-4	1-4-5	3	0	0	3	0	5
vs. Toledo*	27	3-9	0-0	2-3	4-6-10	3	2	3	0	0	8
vs. Rice*	21	5-9	0-0	0-0	2-5-7	2	1	1	1	0	10
vs. Pepperdine*	29	5-8	0-0	3-6	4-4-8	2	5	1	0	0	13
Louisiana Tech*	29	4-6	0-0	3-5	4-7-11	4	2	1	4	1	11
New Mexico State*	17	1-2	0-0	2-2	1-1-2	2	1	1	1	0	4
UC Santa Barbara*	27	3-5	0-0	0-0	2-6-8	1	0	3	1	1	6
vs. Santa Clara*	18	3-4	0-0	1-2	1-5-6	4	0	1	0	0	7
at New Mexico State*	29	4-7	0-0	2-7	1-5-6	3	0	2	0	5	10
UC Irvine*	31	3-6	0-0	6-8	3-4-7	4	0	1	1	3	12
Eastern New Mexico*	23	5-6	0-0	3-10	4-12-16	2	2	2	3	4	13
at Colorado State*	27	3-5	0-0	1-4	1-1-2	4	3	1	1	1	7

* game started

SEASON NOTES

- Had 13 points, a season-high 16 rebounds to go with three blocks and four steals vs. Eastern New Mexico (Dec. 29)
- Had 12 points, seven rebounds and three steals vs. UC Irvine (Dec. 20)
- Had 10 points, six rebounds and a career-high five steals at New Mexico State (Dec. 15)
- Double-double (11 pts, 11 rebs) and four blocks vs. Louisiana Tech (Nov. 29)
- Had 13 points, eight rebounds and tied a career high with five assists vs. Pepperdine (Nov. 24)
- Had 10 points and seven rebounds vs. Rice (Nov. 22)
- Had eight points and 10 rebounds vs. Toledo (Nov. 21)
- Had 11 points and 13 rebounds at No. 23 Saint Mary's for first double-double as a Lobo (Nov. 9)
- Had eight points and five rebounds in UNM debut vs. Texas Southern (Nov. 6)
- Averaged 4.5 points and 7.0 rebounds per game in the two exhibition wins over CSU Pueblo and NM Highlands

	2023-24	CAREER	STREAK
Double-Doubles	3	37	-
Double Figure Scoring	7	75	-
20-Point Games	-	8	-
10-Rebound Games	4	41	-

CAREER STATISTICS

Year	G-GS	Min-Avg.	FG-FGA	Pct.	3FG-3FGA	Pct.	FT-FTA	Pct.	Off-Def.	Reb-Avg.	PF-DQ	Ast	TO	Blk	Stl	Pts-Avg
2020-21 %	18-16	499-27.7	81-136	.596	0-1	.000	37-58	.638	51-84	135-7.5	60-4	24	41	29	11	199-11.1
Conf	9-9	232-25.8	44-70	.629	0-1	.000	20-31	.645	23-36	59-6.6	34-3	8	25	14	3	108-12.0
2021-22 %	33-32	939-28.5	160-292	.548	1-3	.333	109-166	.657	108-164	272-8.2	76-0	49	69	62	36	430-13.0
Conf	20-19	540-27.0	92-160	.575	0-2	.000	58-92	.630	60-97	157-7.9	42-0	28	43	36	24	242-12.1
2022-23 %	35-34	1112-31.8	192-349	.550	0-5	.000	136-218	.624	124-202	326-9.3	96-2	39	66	52	42	520-14.9
Conf	20-20	633-31.7	104-200	.520	0-4	.000	90-147	.612	79-130	209-10.5	51-2	21	41	27	22	298-14.9
2023-24	14-14	349-24.9	48-89	.539	0-0	.000	29-59	.492	37-69	106-7.6	39-0	17	18	16	17	125-8.9
Conf	1-1	27-27.0	3-5	.600	0-0	.000	1-4	.250	1-1	2-2.0	4-0	3	1	1	1	7-7.0
CAREER	100-96	2899-29.0	481-866	.555	1-9	.111	311-501	.621	320-519	839-8.4	271-6	129	194	159	106	1274-12.7

% at Iona



2023-24 New Mexico Men's Basketball
Extended Season Box Score
All games

Game Records

Record	Overall	Home	Away	Neutral
ALL GAMES	12-2	7-0	1-2	4-0
CONFERENCE	0-1	0-0	0-1	0-0
NON-CONFERENCE	12-1	7-0	1-1	4-0

Team Box Score Extended

No.	Player	GP			Total			3-Point			F-Throw			Rebounds			PF	DQ	A	A/G	TO	TO/G	A/TO	BLK	BLK/G	STL	STL/G	PTS	AVG
		GS	MIN	AVG	FG	FGA	FG%	3FG	3FGA	3FG%	FT	FTA	FT%	OFF	DEF	TOT													
5	MASHBURN, JR., Jamal	7-7	212:04	30.3	39-114	.342	12-34	.353	31-39	.795	0	12	12	12	1.7	5	0	10	1.43	10	1.43	1.00	1	0.14	2	0.29	121	17.3	
2	DENT, Donovan	13-13	412:07	31.7	85-164	.518	6-17	.353	36-56	.643	5	34	39	3.0	23	0	83	6.38	34	2.62	2.44	8	0.62	24	1.85	212	16.3		
10	HOUSE, Jaelen	9-9	237:34	26.4	42-112	.375	19-46	.413	33-38	.868	5	22	27	3.0	28	0	33	3.67	15	1.67	2.20	2	0.22	24	2.67	136	15.1		
15	TOPPIN, JT	14-13	332:04	23.7	76-113	.673	3-12	.250	23-38	.605	42	68	110	7.9	37	2	9	0.64	20	1.43	0.45	20	1.43	19	1.36	178	12.7		
3	WASHINGTON, Tru	13-1	279:20	21.5	45-91	.495	11-27	.407	26-38	.684	13	43	56	4.3	28	0	22	1.69	21	1.62	1.05	2	0.15	19	1.46	127	9.8		
23	JOSEPH, Nelly	14-14	348:54	24.9	48-89	.539	0-0	.000	29-59	.492	37	69	106	7.6	39	0	17	1.21	18	1.29	0.94	16	1.14	17	1.21	125	8.9		
0	BAKER JR., Jemarl	14-11	321:09	22.9	33-72	.458	23-55	.418	6-8	.750	1	26	27	1.9	19	0	28	2.00	4	0.29	7.00	1	0.07	8	0.57	95	6.8		
22	AMZIL, Mustapha	13-2	205:23	15.8	18-62	.290	3-28	.107	13-17	.765	5	22	27	2.1	28	0	5	0.38	7	0.54	0.71	2	0.15	8	0.62	52	4.0		
1	APPELLHANS, Braden	11-0	81:21	7.4	13-29	.448	10-22	.455	4-4	1.000	1	6	7	0.6	6	0	5	0.45	5	0.45	1.00	1	0.09	4	0.36	40	3.6		
12	MUSHILA, Isaac	12-0	153:17	12.8	9-29	.310	3-9	.333	13-22	.591	19	31	50	4.2	14	0	6	0.50	4	0.33	1.50	2	0.17	5	0.42	34	2.8		
11	WEBB, Quinton	13-0	145:46	11.2	14-29	.483	5-17	.294	1-4	.250	5	20	25	1.9	23	0	1	0.08	5	0.38	0.20	1	0.08	10	0.77	34	2.6		
21	FORSLING, Sebastian	11-0	71:00	6.5	5-8	.625	0-1	.000	3-7	.429	3	9	12	1.1	15	0	8	0.73	3	0.27	2.67	1	0.09	0	0.00	13	1.2		
Total		14	2800		427-912	.468	95-268	.354	218-330	.661	175	392	567	40.5	265	2	227	16.21	149	10.64	1.52	57	4.07	140	10.00	1167	83.4		
Opponents		14	2800		324-801	.404	87-285	.305	214-298	.718	131	367	498	35.6	275	6	172	12.29	227	16.21	0.76	59	4.21	84	6.00	949	67.8		

Score by Periods

Team	1st	2nd	OT	TOT
New Mexico	571	596	0	1167
Opponents	428	521	0	949



**2023-24 New Mexico Men's Basketball
Team Game-by-Game
All games**

Opponent	Date	Score	W	Total		3-Pointers		Free throws		Rebounds											
				FG-FGA	PCT	3FG-3FGA	PCT	FT-FTA	PCT	OFF	DEF	TOT	AVG	PF	A	TO	BLK	STL	PTS	AVG	
Texas Southern	11/06/2023	92-55	W	30-67	.448	10-23	.435	22-27	.815	13	40	53	53.0	17	20	9	5	9	92	92.0	
at Saint Mary's (CA)	11/09/2023	58-72	L	23-62	.371	4-12	.333	8-15	.533	14	23	37	45.0	21	10	13	2	8	58	75.0	
UT Arlington	11/16/2023	82-80	W	30-69	.435	4-19	.211	18-26	.692	14	22	36	42.0	18	8	8	6	4	82	77.3	
vs Toledo	11/21/2023	92-84	W	34-68	.500	3-13	.231	21-27	.778	15	28	43	42.3	19	20	15	2	8	92	81.0	
vs Rice	11/22/2023	90-56	W	36-71	.507	5-18	.278	13-15	.867	11	31	42	42.2	16	18	7	5	7	90	82.8	
vs Pepperdine	11/24/2023	90-71	W	34-60	.567	5-14	.357	17-30	.567	8	32	40	41.8	14	19	11	3	9	90	84.0	
Louisiana Tech	11/29/2023	74-65	W	25-66	.379	9-24	.375	15-22	.682	15	32	47	42.6	20	16	9	8	8	74	82.6	
New Mexico St.	12/02/2023	106-62	W	32-53	.604	14-25	.560	28-41	.683	9	22	31	41.1	24	24	7	5	10	106	85.5	
UC Santa Barbara	12/06/2023	84-61	W	35-68	.515	7-22	.318	7-10	.700	11	30	41	41.1	17	19	13	6	13	84	85.3	
vs Santa Clara	12/09/2023	93-76	W	33-64	.516	4-16	.250	23-33	.697	15	22	37	40.7	25	12	15	2	18	93	86.1	
at New Mexico St.	12/15/2023	73-72	W	28-64	.438	6-14	.429	11-22	.500	16	21	37	40.4	17	15	16	1	14	73	84.9	
UC Irvine	12/20/2023	78-65	W	26-66	.394	5-19	.263	21-28	.750	13	29	42	40.5	19	10	9	5	9	78	84.3	
Eastern N.M.	12/29/2023	87-54	W	33-74	.446	11-32	.344	10-23	.435	14	38	52	41.4	18	18	6	5	13	87	84.5	
at Colorado St.	01/02/2024	68-76	L	28-60	.467	8-17	.471	4-11	.364	7	22	29	40.5	20	18	11	2	10	68	83.4	
Total		1167		427-912	.468	95-268	.354	218-330	.661	175	392	567	40.5	265	227	149	57	140	1167	83.4	
Opponents		949		324-801	.404	87-285	.305	214-298	.718	131	367	498	35.6	275	172	227	59	84	949	67.8	

New Mexico Averages

Games Played	Points/game	FG Pct	3FG Pct	FT Pct	Rebounds/game	Assists/game	Turnovers/game	Assist/Turnover ratio	Steals/game	Blocks/game
14	83.4	46.8	35.4	66.1	40.5	16.2	10.6	1.5	10.0	4.1



**2023-24 New Mexico Men's Basketball
Opponents Game-by-Game
All games**

Opponent	Date	Score	W	Total		3-Pointers		Free throws		Rebounds											
				FG-FGA	PCT	3FG-3FGA	PCT	FT-FTA	PCT	OFF	DEF	TOT	AVG	PF	A	TO	BLK	STL	PTS	AVG	
Texas Southern	11/06/2023	92-55	W	20-68	.294	5-24	.208	10-19	.526	11	26	37	37.0	20	9	12	9	5	55	55.0	
at Saint Mary's (CA)	11/09/2023	58-72	L	25-55	.455	6-17	.353	16-25	.640	14	27	41	39.0	18	13	13	6	8	72	63.5	
UT Arlington	11/16/2023	82-80	W	30-65	.462	5-23	.217	15-20	.750	15	30	45	41.0	24	11	14	2	3	80	69.0	
vs Toledo	11/21/2023	92-84	W	29-57	.509	8-18	.444	18-24	.750	2	23	25	37.0	25	18	17	3	6	84	72.8	
vs Rice	11/22/2023	90-56	W	18-53	.340	7-28	.250	13-18	.722	5	25	30	35.6	13	11	17	3	5	56	69.4	
vs Pepperdine	11/24/2023	90-71	W	25-64	.391	12-24	.500	9-11	.818	8	24	32	35.0	19	16	15	0	8	71	69.7	
Louisiana Tech	11/29/2023	74-65	W	21-59	.356	8-19	.421	15-21	.714	10	29	39	35.6	19	8	11	6	5	65	69.0	
New Mexico St.	12/02/2023	106-62	W	19-48	.396	3-18	.167	21-28	.750	11	22	33	35.3	29	8	17	3	5	62	68.1	
UC Santa Barbara	12/06/2023	84-61	W	21-58	.362	3-17	.176	16-19	.842	9	24	33	35.0	12	11	19	3	4	61	67.3	
vs Santa Clara	12/09/2023	93-76	W	22-51	.431	6-17	.353	26-30	.867	9	22	31	34.6	23	16	26	4	5	76	68.2	
at New Mexico St.	12/15/2023	73-72	W	25-51	.490	9-20	.450	13-19	.684	9	21	30	34.2	19	10	21	4	10	72	68.5	
UC Irvine	12/20/2023	78-65	W	22-58	.379	6-22	.273	15-22	.682	10	32	42	34.8	20	16	15	7	6	65	68.3	
Eastern N.M.	12/29/2023	87-54	W	21-61	.344	3-19	.158	9-21	.429	10	32	42	35.4	20	11	15	3	4	54	67.2	
at Colorado St.	01/02/2024	68-76	L	26-53	.491	6-19	.316	18-21	.857	8	30	38	35.6	14	14	15	6	10	76	67.8	
Total		949		324-801	.404	87-285	.305	214-298	.718	131	367	498	35.6	275	172	227	59	84	949	67.8	
New Mexico		1167		427-912	.468	95-268	.354	218-330	.661	175	392	567	40.5	265	227	149	57	140	1167	83.4	

Opponents Averages

Games Played	Points/game	FG Pct	3FG Pct	FT Pct	Rebounds/game	Assists/game	Turnovers/game	Assist/Turnover ratio	Steals/game	Blocks/game
14	67.8	40.4	30.5	71.8	35.6	12.3	16.2	0.8	6.0	4.2



2023-24 New Mexico Men's Basketball
Points-rebounds-assists
All games

Opponent	Date	Score	0	1	2	3	5	10	11	12	15	21	22
			BAKER JR.,	APPELHANS,	DENT,DONOV	WASHINGTON	WASHBURN,	HOUSE,JAEL	WEBB,QUINT	MUSHILA,IS	TOPPIN,JT	FORSLING,S	SAMZIL,MUST
Texas Southern	11/06/2023	92-55	W	5-2-2	11-3-0	12-4-6	6-6-2	15-3-5	8-2-4	4-4-0	11-9-0	8-3-0	4-1-0
at Saint Mary's (CA)	11/09/2023	58-72	L	2-3-2	0-0-0	15-2-5	5-2-1	7-2-0	DNP	5-1-0	8-6-0	0-1-1	5-2-0
UT Arlington	11/16/2023	82-80	W	3-1-2	DNP	25-2-5	5-3-0	29-1-1	DNP	0-1-0	15-10-0	DNP	0-4-0
vs Toledo	11/21/2023	92-84	W	0-3-2	DNP	17-3-7	8-2-2	27-1-1	DNP	0-2-1	27-11-3	0-0-0	5-3-1
vs Rice	11/22/2023	90-56	W	6-3-2	0-0-0	18-3-11	14-6-0	13-3-1	DNP	7-2-0	13-6-1	2-2-2	2-1-0
vs Pepperdine	11/24/2023	90-71	W	14-3-2	2-0-0	24-1-7	19-12-0	DNP	DNP	5-3-0	11-8-2	0-0-1	0-0-0
Louisiana Tech	11/29/2023	74-65	W	18-3-2	0-1-1	8-5-4	10-4-3	DNP	16-6-4	0-2-0	8-7-0	DNP	3-3-0
New Mexico St.	12/02/2023	106-62	W	6-0-2	8-0-0	12-1-10	21-5-6	DNP	28-3-4	7-3-0	5-3-0	2-2-0	7-1-1
UC Santa Barbara	12/06/2023	84-61	W	8-1-2	3-1-0	23-1-8	17-6-4	DNP	5-0-4	4-3-0	18-4-1	0-0-0	0-2-0
vs Santa Clara	12/09/2023	93-76	W	17-0-1	0-0-0	22-6-4	11-4-1	DNP	9-1-3	2-1-0	11-6-0	1-0-1	2-1-2
at New Mexico St.	12/15/2023	73-72	W	3-4-2	DNP	14-4-6	5-1-2	DNP	14-5-3	0-0-0	18-11-0	0-0-1	DNP
UC Irvine	12/20/2023	78-65	W	6-0-1	2-0-1	12-4-1	6-5-1	DNP	20-3-5	0-0-0	9-11-0	0-1-1	11-4-0
Eastern N.M.	12/29/2023	87-54	W	2-2-5	14-2-3	DNP	DNP	17-1-0	22-3-5	0-3-0	7-7-0	0-3-1	11-2-1
at Colorado St.	01/02/2024	68-76	L	5-2-1	0-0-0	10-3-9	0-0-0	13-1-2	14-4-1	DNP	17-11-2	DNP	2-3-0

Opponent	Date	Score	23
			JOSEPH,NEL
Texas Southern	11/06/2023	92-55	W
at Saint Mary's (CA)	11/09/2023	58-72	L
UT Arlington	11/16/2023	82-80	W
vs Toledo	11/21/2023	92-84	W
vs Rice	11/22/2023	90-56	W
vs Pepperdine	11/24/2023	90-71	W
Louisiana Tech	11/29/2023	74-65	W
New Mexico St.	12/02/2023	106-62	W
UC Santa Barbara	12/06/2023	84-61	W
vs Santa Clara	12/09/2023	93-76	W
at New Mexico St.	12/15/2023	73-72	W
UC Irvine	12/20/2023	78-65	W
Eastern N.M.	12/29/2023	87-54	W
at Colorado St.	01/02/2024	68-76	L



2023-24 New Mexico Men's Basketball Combined Team Statistics In Conference games

Game Records

Record	Overall	Home	Away	Neutral
ALL GAMES	0-1	0-0	0-1	0-0
CONFERENCE	0-1	0-0	0-1	0-0
NON-CONFERENCE	0-0	0-0	0-0	0-0

Score by Periods

Team	1st	2nd	OT	TOT
New Mexico	30	38	0	68
Opponents	33	43	0	76

Team Box Score

No.	Player	Total			3-Point			F-Throw		Rebounds				Other Stats								
		GP-GS	MIN	AVG	FG-FGA	FG%	3FG-3FGA	3FG%	FT-FTA	FT%	OFF	DEF	TOT	AVG	PF	DQ	A	TO	BLK	STL	PTS	AVG
15	TOPPIN, JT	1-1	30:09	30.1	8-14	.571	1-2	.500	0-3	.000	3	8	11	11.0	3	0	2	1	0	1	17	17.0
10	HOUSE, Jaelen	1-1	18:31	18.5	5-8	.625	4-5	.800	0-0	.000	0	4	4	4.0	4	0	1	4	0	2	14	14.0
5	MASHBURN, JR., Jamal	1-1	31:44	31.7	5-15	.333	2-4	.500	1-1	1.000	0	1	1	1.0	2	0	2	1	0	1	13	13.0
2	DENT, Donovan	1-1	35:56	35.9	4-9	.444	0-1	.000	2-3	.667	0	3	3	3.0	4	0	9	3	0	2	10	10.0
23	JOSEPH, Nelly	1-1	27:16	27.3	3-5	.600	0-0	.000	1-4	.250	1	1	2	2.0	4	0	3	1	1	1	7	7.0
0	BAKER JR., Jemarl	1-0	25:03	25.1	2-4	.500	1-3	.333	0-0	.000	0	2	2	2.0	0	0	1	0	0	2	5	5.0
22	AMZIL, Mustapha	1-0	16:59	17.0	1-4	.250	0-1	.000	0-0	.000	1	2	3	3.0	2	0	0	0	0	1	2	2.0
1	APPELHANS, Braden	1-0	02:17	2.3	0-0	.000	0-0	.000	0-0	.000	0	0	0	0.0	0	0	0	0	0	0	0	0.0
3	WASHINGTON, Tru	1-0	06:38	6.6	0-1	.000	0-1	.000	0-0	.000	0	0	0	0.0	1	0	0	0	0	0	0	0.0
12	MUSHILA, Isaac	1-0	05:27	5.5	0-0	.000	0-0	.000	0-0	.000	0	0	0	0.0	0	0	0	0	1	0	0	0.0
Team											2	1	3				1					
Total		1	200		28-60	.467	8-17	.471	4-11	.364	7	22	29	29.0	20	0	18	11	2	10	68	68.0
Opponents		1	200		26-53	.491	6-19	.316	18-21	.857	8	30	38	38.0	14	0	14	15	6	10	76	76.0

Team Statistics

	UNM	OPP
Scoring	68	76
Points per game	68.0	76.0
Scoring margin	-8.0	-
Field goals-att	28-60	26-53
Field goal pct	.467	.491
3 point fg-att	8-17	6-19
3-point FG pct	.471	.316
3-pt FG made per game	8.0	6.0
Free throws-att	4-11	18-21
Free throw pct	.364	.857
F-Throws made per game	4.0	18.0
Rebounds	29	38
Rebounds per game	29.0	38.0
Rebounding margin	-9.0	-
Assists	18	14
Assists per game	18.0	14.0
Turnovers	11	15
Turnovers per game	11.0	15.0
Turnover margin	+4.0	-
Assist/turnover ratio	1.6	0.9
Steals	10	10
Steals per game	10.0	10.0
Blocks	2	6
Blocks per game	2.0	6.0
Winning streak	0	-
Home win streak	0	-
Attendance	0	5165
Home games-Avg/Game	0-0	1-5165
Neutral site-Avg/Game	-	0-0

Team Results

Date	Opponent	Score	Att.
01/02/2024	at Colorado St.	L 68-76	5165



2023-24 New Mexico Men's Basketball Combined Team Statistics All games

Game Records

Record	Overall	Home	Away	Neutral
ALL GAMES	12-2	7-0	1-2	4-0
CONFERENCE	0-1	0-0	0-1	0-0
NON-CONFERENCE	12-1	7-0	1-1	4-0

Score by Periods

Team	1st	2nd	OT	TOT
New Mexico	571	596	0	1167
Opponents	428	521	0	949

Team Box Score

No.	Player	Total			3-Point			F-Throw		Rebounds				Other				PTS	AVG			
		GP-GS	MIN	AVG	FG-FGA	FG%	3FG-3FGA	3FG%	FT-FTA	FT%	OFF	DEF	TOT	AVG	PF	DQ	A			TO	BLK	STL
5	MASHBURN, JR., Jamal	7-7	212:04	30.3	39-114	.342	12-34	.353	31-39	.795	0	12	12	1.7	5	0	10	10	1	2	121	17.3
2	DENT, Donovan	13-13	412:07	31.7	85-164	.518	6-17	.353	36-56	.643	5	34	39	3.0	23	0	83	34	8	24	212	16.3
10	HOUSE, Jaelen	9-9	237:34	26.4	42-112	.375	19-46	.413	33-38	.868	5	22	27	3.0	28	0	33	15	2	24	136	15.1
15	TOPPIN, JT	14-13	332:04	23.7	76-113	.673	3-12	.250	23-38	.605	42	68	110	7.9	37	2	9	20	20	19	178	12.7
3	WASHINGTON, Tru	13-1	279:20	21.5	45-91	.495	11-27	.407	26-38	.684	13	43	56	4.3	28	0	22	21	2	19	127	9.8
23	JOSEPH, Nelly	14-14	348:54	24.9	48-89	.539	0-0	.000	29-59	.492	37	69	106	7.6	39	0	17	18	16	17	125	8.9
0	BAKER JR., Jemarl	14-11	321:09	22.9	33-72	.458	23-55	.418	6-8	.750	1	26	27	1.9	19	0	28	4	1	8	95	6.8
22	AMZIL, Mustapha	13-2	205:23	15.8	18-62	.290	3-28	.107	13-17	.765	5	22	27	2.1	28	0	5	7	2	8	52	4.0
1	APPELHANS, Braden	11-0	81:21	7.4	13-29	.448	10-22	.455	4-4	1.000	1	6	7	0.6	6	0	5	5	1	4	40	3.6
12	MUSHILA, Isaac	12-0	153:17	12.8	9-29	.310	3-9	.333	13-22	.591	19	31	50	4.2	14	0	6	4	2	5	34	2.8
11	WEBB, Quinton	13-0	145:46	11.2	14-29	.483	5-17	.294	1-4	.250	5	20	25	1.9	23	0	1	5	1	10	34	2.6
21	FORSLING, Sebastian	11-0	71:00	6.5	5-8	.625	0-1	.000	3-7	.429	3	9	12	1.1	15	0	8	3	1	0	13	1.2
Team											39	30	69					3				
Total		14	2800		427-912	.468	95-268	.354	218-330	.661	175	392	567	40.5	265	2	227	149	57	140	1167	83.4
Opponents		14	2800		324-801	.404	87-285	.305	214-298	.718	131	367	498	35.6	275	6	172	227	59	84	949	67.8

Team Statistics

	UNM	OPP
Scoring	1167	949
Points per game	83.4	67.8
Scoring margin	+15.6	-
Field goals-att	427-912	324-801
Field goal pct	.468	.404
3 point fg-att	95-268	87-285
3-point FG pct	.354	.305
3-pt FG made per game	6.8	6.2
Free throws-att	218-330	214-298
Free throw pct	.661	.718
F-Throws made per game	15.6	15.3
Rebounds	567	498
Rebounds per game	40.5	35.6
Rebounding margin	+4.9	-
Assists	227	172
Assists per game	16.2	12.3
Turnovers	149	227
Turnovers per game	10.6	16.2
Turnover margin	+5.6	-
Assist/turnover ratio	1.5	0.8
Steals	140	84
Steals per game	10.0	6.0
Blocks	57	59
Blocks per game	4.1	4.2
Winning streak	0	-
Home win streak	7	-
Attendance	81050	13847
Home games-Avg/Game	7-11579	3-4616
Neutral site-Avg/Game	-	4-1056

Team Results

Date	Opponent		Score	Att.
11/06/2023	Texas Southern	W	92-55	11106
11/09/2023	at Saint Mary's (CA)	L	58-72	3500
11/16/2023	UT Arlington	W	82-80	10484
11/21/2023	vs Toledo	W	92-84	1007
11/22/2023	vs Rice	W	90-56	1634
11/24/2023	vs Pepperdine	W	90-71	1584
11/29/2023	Louisiana Tech	W	74-65	10216
12/02/2023	New Mexico St.	W	106-62	15435
12/06/2023	UC Santa Barbara	W	84-61	10311
12/09/2023	vs Santa Clara	W	93-76	0
12/15/2023	at New Mexico St.	W	73-72	5182
12/20/2023	UC Irvine	W	78-65	11536
12/29/2023	Eastern N.M.	W	87-54	11962
01/02/2024	at Colorado St.	L	68-76	5165