



Officials: Verne Harris, Frank Harvey III, Janetta Graham

New Mexico - 95

Record: 17-3 (5-2)

NO.	Name	Min	FG			Rebounds			Fouls		TP	AS	TO	ST	Blocks		+/-
			M-A	M-A	M-A	OR	DR	TOT	PF	FD					BS	BA	
15	JT Toppin	F 31:26	5-11	0-1	4-5	3	7	10	3	3	14	2	2	0	5	3	30
23	Nelly Joseph	F 27:10	2-3	0-0	6-10	2	5	7	2	5	10	1	1	4	0	0	15
2	Donovan Dent	G 29:53	7-14	2-3	1-2	0	0	0	0	1	17	6	0	3	0	1	22
5	Jamal Mashburn, Jr.	G 34:25	7-11	2-3	1-1	0	4	4	1	1	17	2	1	0	0	0	19
10	Jaelen House	G 32:16	6-15	3-7	3-4	1	2	3	1	2	18	4	0	2	0	3	14
22	Mustapha Amzil	19:27	2-3	1-2	2-2	2	3	5	0	1	7	0	0	0	0	0	-6
3	Tru Washington	11:57	2-5	1-1	0-2	1	0	1	2	1	5	0	1	1	0	2	5
0	Jemarl Baker Jr.	11:29	2-4	1-2	0-0	0	0	0	0	0	5	0	1	1	0	0	0
21	Sebastian Forsling	01:57	1-1	0-0	0-0	0	0	0	0	0	2	0	0	0	0	0	1
Team						5	0	5			0		0				
Totals			34-67	10-19	17-26	14	21	35	9	14	95	15	6	11	5	9	20

Shooting By Period		
1 st FG%	17-35	48.6%
3PT%	4-10	40.0%
FT%	5-9	55.6%
2 nd FG%	17-32	53.1%
3PT%	6-9	66.7%
FT%	12-17	70.6%
GM FG%	34-67	50.7%
3PT%	10-19	52.6%
FT%	17-26	65.4%

Dead Ball Rebounds: 6, 0

Technical Fouls::NONE

San Jose St. - 75

Record: 8-11 (1-5)

NO.	Name	Min	FG			Rebounds			Fouls		TP	AS	TO	ST	Blocks		+/-
			M-A	M-A	M-A	OR	DR	TOT	PF	FD					BS	BA	
5	Tibet Gorener	F 33:50	5-10	2-6	0-0	0	3	3	2	0	12	2	1	0	0	0	-17
15	Trey Anderson	F 34:13	3-8	2-5	0-0	2	2	4	2	0	8	2	3	0	3	1	-17
4	Adrame Diongue	C 17:33	4-7	0-0	1-1	3	1	4	3	2	9	1	3	0	4	3	-15
0	Myron Amey Jr.	G 34:59	8-17	4-9	4-4	1	8	9	1	4	24	4	4	1	1	0	-14
13	Alvaro Cardenas	G 34:48	2-7	1-4	0-0	0	1	1	1	3	5	10	3	1	0	0	-19
23	Diogo Seixas	12:05	5-7	0-0	0-0	1	0	1	4	0	10	0	1	0	0	1	-4
21	William Humer	10:22	1-1	0-0	0-0	2	1	3	0	0	2	0	0	1	1	0	-1
1	Garrett Anderson	12:12	0-2	0-1	0-0	0	3	3	1	0	0	0	1	0	0	0	-5
6	Latrell Davis	06:04	1-1	1-1	0-0	0	0	0	0	0	3	0	1	0	0	0	-6
2	Rickey Mitchell Jr.	01:57	0-2	0-1	0-0	0	0	0	0	0	0	0	0	0	0	0	-1
20	Christian Wise	01:57	1-1	0-0	0-0	1	1	2	0	0	2	0	1	0	0	0	-1
Team						2	2	4			0		0				
Totals			30-63	10-27	5-5	12	22	34	14	9	75	19	18	3	9	5	-20

Shooting By Period		
1 st FG%	13-35	37.1%
3PT%	6-18	33.3%
FT%	0-0	0%
2 nd FG%	17-28	60.7%
3PT%	4-9	44.4%
FT%	5-5	100%
GM FG%	30-63	47.6%
3PT%	10-27	37.0%
FT%	5-5	100.0%

Dead Ball Rebounds: 0, 0

Technical Fouls::NONE

	UNM	SJSU
Biggest lead	22 (2 nd 0:20)	0 (1 st 20:00)
Best Scoring Run	8(2 nd 4:39)	6(2 nd 6:12)
Lead Changes	0	
Times Tied	0	
Time with Lead	39:33	00:00

Points from	UNM	SJSU
Turnovers	25	4
Paint	38	38
Second Chance	16	9
Fast Breaks	21	3
Bench	19	17

	Period by Period Scoring		
	1st	2nd	TOT
UNM	43	52	95
SJSU	32	43	75



Officials: Verne Harris, Frank Harvey III, Janetta Graham

Period 1

Quarter Starters:

SJSU	0 Amey Jr. M	4 Diongue A	5 Gorener T	13 Cardenas A	15 Anderson T
UNM	2 Dent D	5 Mashburn, Jr. J	10 House J	15 Toppin J	23 Joseph N

Game Time	SJSU	Score	Diff	UNM
20:00	4 DIONGUE A jumpball lost			15 TOPPIN J jumpball won
19:33		0-2	-2	10 HOUSE J 2pt FG in the paint, layup made (2)
19:12	15 ANDERSON T 3pt FG , jump shot blocked			
19:12				15 TOPPIN J block (1)
19:07				5 MASHBURN, JR. J defensive rebound (1)
19:06		0-5	-5	2 DENT D 3pt FG fast break, jump shot made (3)
19:06				5 MASHBURN, JR. J assist (1)
18:50	5 GORENER T 3pt FG , jump shot made (3)	3-5	-2	
18:50	13 CARDENAS A assist (1)			
18:36		3-7	-4	15 TOPPIN J 2pt FG in the paint, layup made (2)
18:36				5 MASHBURN, JR. J assist (2)
18:36	4 DIONGUE A foul shooting (1 - 1)			15 TOPPIN J foul drawn (1)
18:36		3-8	-5	15 TOPPIN J free throw 1 - 1 made (3)
18:22	0 AMEY JR. M 2pt FG in the paint, layup missed			
18:18	4 DIONGUE A offensive rebound (1)			
18:17	4 DIONGUE A 2pt FG second chance in the paint, layup blocked			
18:17				15 TOPPIN J block (2)
18:14				15 TOPPIN J defensive rebound (1)
18:09				23 JOSEPH N 2pt FG in the paint, layup missed
18:06	5 GORENER T defensive rebound (1)			
17:52	4 DIONGUE A 2pt FG in the paint, layup blocked			
17:52				15 TOPPIN J block (3)
17:50	offensive rebound (3)			
17:44	15 ANDERSON T 2pt FG second chance in the paint, layup missed			
17:42	15 ANDERSON T offensive rebound (1)			
17:39	13 CARDENAS A 2pt FG second chance outside the paint, step back jump shot missed			
17:36				5 MASHBURN, JR. J defensive rebound (2)
17:29		3-10	-7	5 MASHBURN, JR. J 2pt FG outside the paint, jump shot made (2)
17:11	13 CARDENAS A 2pt FG outside the paint, jump shot made (2)	5-10	-5	
17:11	0 AMEY JR. M assist (1)			
16:48				2 DENT D 2pt FG in the paint, jump shot missed
16:45				23 JOSEPH N offensive rebound (1)
16:45	4 DIONGUE A foul shooting (2 - 2)			23 JOSEPH N foul drawn (1)
16:45		5-11	-6	23 JOSEPH N free throw 1 - 2 made (1)
16:45	4 DIONGUE A substitution out			
16:45	23 SEIXAS D substitution in			
16:45		5-12	-7	23 JOSEPH N free throw 2 - 2 made (2)
16:16	15 ANDERSON T 3pt FG , jump shot missed			
16:12				5 MASHBURN, JR. J defensive rebound (3)
16:08				5 MASHBURN, JR. J turnover travel (1)
16:08				15 TOPPIN J substitution out



Official Basketball Play by Play - First Half
New Mexico at San Jose St.
 01/24/24 Provident Credit Union Event Center, San Jose
 2023-24 Men's Basketball

Game Time: 8:00 PM
Game Duration: 1:48
Attendance: 3,118

Officials: Verne Harris, Frank Harvey III, Janetta Graham

Game Time	SJSU	Score	Diff	UNM
16:08				22 AMZIL M substitution in
15:56	0 AMEY JR. M turnover bad pass (1)			23 JOSEPH N steal (1)
15:55	23 SEIXAS D foul shooting (1 - 3)			23 JOSEPH N foul drawn (2)
15:55	Timeout media			
15:55		5-13	-8	23 JOSEPH N free throw fast break 1 - 2 made (3)
15:55				23 JOSEPH N free throw fast break 2 - 2 missed
15:55	5 GORENER T defensive rebound (2)			
15:41	0 AMEY JR. M 3pt FG , jump shot missed			
15:38				10 HOUSE J defensive rebound (1)
15:31	23 SEIXAS D foul shooting (2 - 4)			23 JOSEPH N foul drawn (3)
15:30	23 SEIXAS D substitution out			
15:30	21 HUMER W substitution in			
15:30				23 JOSEPH N free throw 1 - 2 missed
15:30				offensive dead ball rebound (1)
15:30				23 JOSEPH N free throw 2 - 2 missed
15:29	21 HUMER W defensive rebound (1)			
15:16	5 GORENER T 2pt FG in the paint, layup made (5)	7-13	-6	
15:16	13 CARDENAS A assist (2)			
15:01				2 DENT D 2pt FG outside the paint, jump shot missed
14:58	15 ANDERSON T defensive rebound (2)			
14:34	5 GORENER T 2pt FG in the paint, layup made (7)	9-13	-4	
14:34	0 AMEY JR. M assist (2)			
14:30				5 MASHBURN, JR. J substitution out
14:30				23 JOSEPH N substitution out
14:30				3 WASHINGTON T substitution in
14:30				15 TOPPIN J substitution in
14:18				15 TOPPIN J 2pt FG in the paint, layup blocked
14:18	21 HUMER W block (1)			
14:17				offensive rebound (7)
14:12				10 HOUSE J 3pt FG second chance, jump shot missed
14:08				3 WASHINGTON T offensive rebound (1)
14:05				3 WASHINGTON T 2pt FG second chance in the paint, layup blocked
14:05	15 ANDERSON T block (1)			
14:03	15 ANDERSON T defensive rebound (3)			
13:52	0 AMEY JR. M foul drawn (1)			3 WASHINGTON T foul personal (1 - 1)
13:52	5 GORENER T substitution out			
13:52	1 ANDERSON G substitution in			
13:46	13 CARDENAS A 2pt FG outside the paint, turnaround jump shot missed			
13:43				22 AMZIL M defensive rebound (1)
13:30				3 WASHINGTON T 2pt FG in the paint, layup blocked
13:30	15 ANDERSON T block (2)			
13:29				offensive rebound (10)
13:20		9-15	-6	15 TOPPIN J 2pt FG second chance in the paint, layup made (5)
13:20				2 DENT D assist (1)
12:59	0 AMEY JR. M 2pt FG in the paint, layup made (2)	11-15	-4	
12:49				2 DENT D 3pt FG , jump shot missed
12:45	1 ANDERSON G defensive rebound (1)			
12:31	13 CARDENAS A 3pt FG , jump shot missed			



Official Basketball Play by Play - First Half
New Mexico at San Jose St.
 01/24/24 Provident Credit Union Event Center, San Jose
 2023-24 Men's Basketball

Game Time: 8:00 PM
Game Duration: 1:48
Attendance: 3,118

Officials: Verne Harris, Frank Harvey III, Janetta Graham

Game Time	SJSU	Score	Diff	UNM
12:28				15 TOPPIN J defensive rebound (2)
12:20		11-17	-6	15 TOPPIN J 2pt FG in the paint, dunk, made (7)
12:20				2 DENT D assist (2)
12:01	0 AMEY JR. M 3pt FG , jump shot made (5)	14-17	-3	
11:48	Timeout media			
11:48	15 ANDERSON T substitution out			
11:48	21 HUMER W substitution out			
11:48	4 DIONGUE A substitution in			
11:48	5 GORENER T substitution in			
11:48				2 DENT D substitution out
11:48				5 MASHBURN, JR. J substitution in
11:36				10 HOUSE J 2pt FG in the paint, layup blocked
11:36	4 DIONGUE A block (1)			
11:33	4 DIONGUE A defensive rebound (2)			
11:15	4 DIONGUE A 2pt FG in the paint, layup made (2)	16-17	-1	
10:55	13 CARDENAS A foul drawn (1)			15 TOPPIN J foul offensive (1 - 2)
10:55				15 TOPPIN J turnover offensive (1)
10:38	1 ANDERSON G 3pt FG from turnover, jump shot missed			
10:34				10 HOUSE J defensive rebound (2)
10:27		16-20	-4	22 AMZIL M 3pt FG , jump shot made (3)
10:27				10 HOUSE J assist (1)
10:09	5 GORENER T 3pt FG , jump shot missed			
10:03	4 DIONGUE A offensive rebound (3)			
10:03	jump ball situation			
10:03				10 HOUSE J substitution out
10:03				2 DENT D substitution in
10:03	13 CARDENAS A substitution out			
10:03	6 DAVIS L substitution in			
09:58	0 AMEY JR. M 2pt FG second chance in the paint, layup missed			
09:55	4 DIONGUE A offensive rebound (4)			
09:53	4 DIONGUE A foul drawn (1)			3 WASHINGTON T foul personal (2 - 3)
09:53				3 WASHINGTON T substitution out
09:53				0 BAKER JR. J substitution in
09:46	4 DIONGUE A turnover bad pass (1)			
09:36				22 AMZIL M 3pt FG from turnover, jump shot missed
09:31	0 AMEY JR. M defensive rebound (1)			
09:24	5 GORENER T 3pt FG , jump shot missed			
09:21				22 AMZIL M defensive rebound (2)
09:07				5 MASHBURN, JR. J 2pt FG in the paint, layup missed
09:05				22 AMZIL M offensive rebound (3)
09:05	jump ball situation			
09:00	5 GORENER T foul shooting (1 - 5)			15 TOPPIN J foul drawn (2)
09:00				15 TOPPIN J free throw 1 - 2 missed
09:00				offensive dead ball rebound (2)
09:00	0 AMEY JR. M substitution out			
09:00	1 ANDERSON G substitution out			
09:00	4 DIONGUE A substitution out			
09:00	13 CARDENAS A substitution in			
09:00	15 ANDERSON T substitution in			



Official Basketball Play by Play - First Half
New Mexico at San Jose St.
 01/24/24 Provident Credit Union Event Center, San Jose
 2023-24 Men's Basketball

Game Time: 8:00 PM
Game Duration: 1:48
Attendance: 3,118

Officials: Verne Harris, Frank Harvey III, Janetta Graham

Game Time	SJSU	Score	Diff	UNM
09:00	23 SEIXAS D substitution in			
09:00				22 AMZIL M substitution out
09:00				23 JOSEPH N substitution in
09:00		16-21	-5	15 TOPPIN J free throw 2 - 2 made (8)
08:46	6 DAVIS L turnover bad pass (1)			2 DENT D steal (1)
08:42		16-23	-7	2 DENT D 2pt FG from turnover in the paint, layup made (5)
08:20	13 CARDENAS A 3pt FG , jump shot missed			
08:16	15 ANDERSON T offensive rebound (4)			
07:58	6 DAVIS L 3pt FG second chance, jump shot made (3)	19-23	-4	
07:58	13 CARDENAS A assist (3)			
07:41		19-26	-7	0 BAKER JR. J 3pt FG , jump shot made (3)
07:41				2 DENT D assist (3)
07:10	5 GORENER T 2pt FG in the paint, layup made (9)	21-26	-5	
07:10	15 ANDERSON T assist (1)			
06:51		21-28	-7	5 MASHBURN, JR. J 2pt FG outside the paint, jump shot made (4)
06:24	23 SEIXAS D 2pt FG in the paint, layup blocked			
06:24				15 TOPPIN J block (4)
06:20				15 TOPPIN J defensive rebound (3)
06:19		21-30	-9	2 DENT D 2pt FG fast break in the paint, layup made (7)
06:19				15 TOPPIN J assist (1)
05:57	15 ANDERSON T turnover travel (1)			
05:57	Timeout media			
05:56	6 DAVIS L substitution out			
05:56	23 SEIXAS D substitution out			
05:56	0 AMEY JR. M substitution in			
05:56	21 HUMER W substitution in			
05:56				2 DENT D substitution out
05:56				10 HOUSE J substitution in
05:48				10 HOUSE J 2pt FG from turnover in the paint, layup missed
05:46				15 TOPPIN J offensive rebound (4)
05:46	jump ball situation			
05:46	21 HUMER W steal (1)			15 TOPPIN J turnover lost ball (2)
05:22	0 AMEY JR. M 2pt FG from turnover outside the paint, jump shot missed			
05:17				23 JOSEPH N defensive rebound (2)
05:04				0 BAKER JR. J 3pt FG , jump shot missed
05:00	13 CARDENAS A defensive rebound (1)			
04:51	5 GORENER T 3pt FG , jump shot made (12)	24-30	-6	
04:26		24-32	-8	0 BAKER JR. J 2pt FG in the paint, hook shot made (5)
03:55	13 CARDENAS A 3pt FG , jump shot missed			
03:51				5 MASHBURN, JR. J defensive rebound (4)
03:40				15 TOPPIN J 2pt FG in the paint, layup missed
03:36				10 HOUSE J offensive rebound (3)
03:27				0 BAKER JR. J 2pt FG second chance in the paint, jump shot missed
03:23				15 TOPPIN J offensive rebound (5)
03:23				15 TOPPIN J 2pt FG second chance in the paint, layup missed
03:21	0 AMEY JR. M defensive rebound (2)			
03:12	15 ANDERSON T 3pt FG , jump shot missed			



Official Basketball Play by Play - First Half
New Mexico at San Jose St.
 01/24/24 Provident Credit Union Event Center, San Jose
 2023-24 Men's Basketball

Game Time: 8:00 PM
Game Duration: 1:48
Attendance: 3,118

Officials: Verne Harris, Frank Harvey III, Janetta Graham

Game Time	SJSU	Score	Diff	UNM
03:09	offensive rebound (17)			
03:09	Timeout media			
03:09				0 BAKER JR. J substitution out
03:09				2 DENT D substitution in
03:04	5 GORENER T 3pt FG second chance, jump shot missed			
03:02				15 TOPPIN J defensive rebound (6)
02:57		24-35	-11	5 MASHBURN, JR. J 3pt FG , jump shot made (7)
02:57				10 HOUSE J assist (2)
02:35	13 CARDENAS A foul drawn (2)			23 JOSEPH N foul personal (1 - 4)
02:33	15 ANDERSON T turnover bad pass (2)			23 JOSEPH N steal (2)
02:29		24-37	-13	23 JOSEPH N 2pt FG fast break from turnover in the paint, layup made (5)
02:28	Timeout 30 Sec			
02:19	0 AMEY JR. M 3pt FG , jump shot made (8)	27-37	-10	
02:19	15 ANDERSON T assist (2)			
02:09		27-39	-12	2 DENT D 2pt FG in the paint, layup made (9)
01:58	0 AMEY JR. M 3pt FG , jump shot missed			
01:54	0 AMEY JR. M offensive rebound (3)			
01:42	0 AMEY JR. M turnover lost ball (2)			23 JOSEPH N steal (3)
01:33				10 HOUSE J 3pt FG from turnover, jump shot missed
01:29				23 JOSEPH N offensive rebound (3)
01:29		27-41	-14	23 JOSEPH N 2pt FG from turnover second chance in the paint, layup made (7)
01:13	13 CARDENAS A turnover lost ball (1)			
01:13	21 HUMER W substitution out			
01:13	23 SEIXAS D substitution in			
00:45		27-43	-16	10 HOUSE J 2pt FG from turnover outside the paint, jump shot made (4)
00:14	23 SEIXAS D 2pt FG in the paint, layup missed			
00:12	23 SEIXAS D offensive rebound (1)			
00:11	23 SEIXAS D 2pt FG second chance in the paint, layup made (2)	29-43	-14	
00:03				10 HOUSE J 3pt FG , jump shot missed
00:01	0 AMEY JR. M defensive rebound (4)			
00:00	0 AMEY JR. M 3pt FG , jump shot made (11)	32-43	-11	
END OF PERIOD				
SJSU 32-43 UNM				



Officials: Verne Harris, Frank Harvey III, Janetta Graham

New Mexico - 43

NO.	Name	Min	FG			Rebounds			Fouls		TP	AS	TO	ST	Blocks		+/-
			M-A	M-A	M-A	OR	DR	TOT	PF	FD					BS	BA	
15	JT Toppin	F 18:22	3-6	0-0	2-3	2	4	6	1	2	8	1	2	0	4	1	14
23	Nelly Joseph	F 14:30	2-3	0-0	3-6	2	1	3	1	3	7	0	0	3	0	0	11
2	Donovan Dent	G 15:28	4-7	1-2	0-0	0	0	0	0	0	9	3	0	1	0	0	11
5	Jamal Mashburn, Jr.	G 17:18	3-4	1-1	0-0	0	4	4	0	0	7	2	1	0	0	0	12
10	Jaelen House	G 15:53	2-7	0-3	0-0	1	2	3	0	0	4	2	0	0	0	1	6
22	Mustapha Amzil	07:08	1-2	1-2	0-0	1	2	3	0	0	3	0	0	0	0	0	-3
3	Tru Washington	04:37	0-2	0-0	0-0	1	0	1	2	0	0	0	0	0	0	2	0
0	Jemarl Baker Jr.	06:44	2-4	1-2	0-0	0	0	0	0	0	5	0	0	0	0	0	4
Team						2	0	2			0		0				
Totals			17-35	4-10	5-9	9	13	22	4	5	43	8	3	4	4	4	11

Shooting By Period		
1st FG%	17-35	48.6%
3PT%	4-10	40.0%
FT%	5-9	55.6%
GM FG%	17-35	48.6%
3PT%	4-10	40.0%
FT%	5-9	55.6%

Dead Ball Rebounds: 2, 0

Technical Fouls::NONE

San Jose St. - 32

NO.	Name	Min	FG			Rebounds			Fouls		TP	AS	TO	ST	Blocks		+/-
			M-A	M-A	M-A	OR	DR	TOT	PF	FD					BS	BA	
5	Tibet Gorener	F 17:56	5-8	2-5	0-0	0	2	2	1	0	12	0	0	0	0	0	-12
15	Trey Anderson	F 17:12	0-4	0-3	0-0	2	2	4	0	0	0	2	2	0	2	1	-10
4	Adrame Diongue	C 06:03	1-3	0-0	0-0	3	1	4	2	1	2	0	1	0	1	2	-7
0	Myron Amey Jr.	G 16:56	4-9	3-5	0-0	1	3	4	0	1	11	2	2	0	0	0	-6
13	Alvaro Cardenas	G 18:57	1-6	0-3	0-0	0	1	1	0	2	2	3	1	0	0	0	-11
23	Diogo Seixas	05:32	1-3	0-0	0-0	1	0	1	2	0	2	0	0	0	0	1	-4
21	William Humer	08:25	0-0	0-0	0-0	0	1	1	0	0	0	0	0	1	1	0	0
1	Garrett Anderson	04:52	0-1	0-1	0-0	0	1	1	0	0	0	0	0	0	0	0	0
6	Latrell Davis	04:07	1-1	1-1	0-0	0	0	0	0	0	3	0	1	0	0	0	-5
Team						2	0	2			0		0				
Totals			13-35	6-18	0-0	9	11	20	5	4	32	7	7	1	4	4	-11

Shooting By Period		
1st FG%	13-35	37.1%
3PT%	6-18	33.3%
FT%	0-0	0%
GM FG%	13-35	37.1%
3PT%	6-18	33.3%
FT%	0-0	0.0%

Dead Ball Rebounds: 0, 0

Technical Fouls::NONE

	UNM	SJSU
Biggest lead	16 (1 st 0:45)	0 (1 st 20:00)
Best Scoring Run	7(1 st 2:29)	5(1 st 11:15)
Lead Changes	0	
Times Tied	0	
Time with Lead	19:33	00:00

Points from	UNM	SJSU
Turnovers	9	0
Paint	20	12
Second Chance	7	5
Fast Breaks	8	0
Bench	8	5

	Period by Period Scoring		
	1st	2nd	TOT
UNM	43	52	95
SJSU	32	43	75



Period 2

Quarter Starters:

SJSU	0 Amey Jr. M	4 Diongue A	5 Gorener T	13 Cardenas A	15 Anderson T
UNM	2 Dent D	5 Mashburn, Jr. J	10 House J	15 Toppin J	23 Joseph N

Game Time	SJSU	Score	Diff	UNM
20:00	23 SEIXAS D substitution out			
20:00	4 DIONGUE A substitution in			
19:44				23 JOSEPH N turnover travel (1)
19:43	13 CARDENAS A foul drawn (3)			10 HOUSE J foul personal (1 - 1)
19:34	0 AMEY JR. M 3pt FG from turnover, jump shot missed			
19:30				23 JOSEPH N defensive rebound (4)
19:27				15 TOPPIN J 2pt FG in the paint, layup blocked
19:27	0 AMEY JR. M block (1)			
19:26				offensive rebound (24)
19:21				5 MASHBURN, JR. J 2pt FG second chance outside the paint, jump shot missed
19:17	0 AMEY JR. M defensive rebound (5)			
18:55	15 ANDERSON T 2pt FG outside the paint, jump shot missed			
18:52				15 TOPPIN J defensive rebound (7)
18:47				2 DENT D 2pt FG in the paint, layup missed
18:43				offensive rebound (26)
18:41		32-45	-13	5 MASHBURN, JR. J 2pt FG second chance outside the paint, jump shot made (9)
18:41				2 DENT D assist (4)
18:38	5 GORENER T foul shooting (2 - 1)			5 MASHBURN, JR. J foul drawn (1)
18:38		32-46	-14	5 MASHBURN, JR. J free throw 1 - 1 made (10)
18:25	4 DIONGUE A 2pt FG in the paint, layup made (4)	34-46	-12	
18:25	4 DIONGUE A foul drawn (2)			15 TOPPIN J foul shooting (2 - 2)
18:25	4 DIONGUE A free throw 1 - 1 made (5)	35-46	-11	
18:09		35-48	-13	2 DENT D 2pt FG in the paint, layup made (11)
17:53	0 AMEY JR. M 2pt FG in the paint, jump shot made (13)	37-48	-11	
17:40	4 DIONGUE A foul shooting (3 - 2)			15 TOPPIN J foul drawn (3)
17:40		37-49	-12	15 TOPPIN J free throw 1 - 2 made (9)
17:40		37-50	-13	15 TOPPIN J free throw 2 - 2 made (10)
17:25	4 DIONGUE A turnover out of bounds (2)			
17:09		37-53	-16	2 DENT D 3pt FG from turnover, jump shot made (14)
17:09				10 HOUSE J assist (3)
16:52	4 DIONGUE A turnover lost ball (3)			10 HOUSE J steal (1)
16:48				10 HOUSE J 2pt FG from turnover in the paint, layup blocked
16:48	4 DIONGUE A block (2)			
16:44	5 GORENER T defensive rebound (3)			
16:42	15 ANDERSON T 3pt FG fast break, jump shot made (3)	40-53	-13	
16:42	13 CARDENAS A assist (4)			
16:33	15 ANDERSON T foul shooting (1 - 3)			2 DENT D foul drawn (1)
16:33				2 DENT D free throw 1 - 2 missed
16:33				offensive dead ball rebound (3)
16:33	4 DIONGUE A substitution out			
16:33	23 SEIXAS D substitution in			
16:33				15 TOPPIN J substitution out



Official Basketball Play by Play - Second Half
New Mexico at San Jose St.
 01/24/24 Provident Credit Union Event Center, San Jose
 2023-24 Men's Basketball

Game Time: 8:00 PM
Game Duration: 1:48
Attendance: 3,118

Officials: Verne Harris, Frank Harvey III, Janetta Graham

Game Time	SJSU	Score	Diff	UNM
16:33				22 AMZIL M substitution in
16:33		40-54	-14	2 DENT D free throw 2 - 2 made (15)
16:23	13 CARDENAS A turnover lost ball (2)			10 HOUSE J steal (2)
16:19		40-56	-16	10 HOUSE J 2pt FG fast break from turnover in the paint, layup made (6)
16:09	0 AMEY JR. M 3pt FG , jump shot made (16)	43-56	-13	
16:09	13 CARDENAS A assist (5)			
15:59		43-58	-15	2 DENT D 2pt FG in the paint, layup made (17)
15:44	15 ANDERSON T 3pt FG , jump shot made (6)	46-58	-12	
15:44	13 CARDENAS A assist (6)			
15:31				2 DENT D 2pt FG in the paint, layup missed
15:28	0 AMEY JR. M defensive rebound (6)			
15:11	23 SEIXAS D 2pt FG in the paint, jump shot made (4)	48-58	-10	
15:11	5 GORENER T assist (1)			
14:51				5 MASHBURN, JR. J 3pt FG , jump shot missed
14:46	0 AMEY JR. M defensive rebound (7)			
14:35	0 AMEY JR. M 3pt FG , jump shot missed			
14:31				23 JOSEPH N defensive rebound (5)
14:22	23 SEIXAS D foul shooting (3 - 4)			10 HOUSE J foul drawn (1)
14:22	Timeout media			
14:22	15 ANDERSON T substitution out			
14:22	23 SEIXAS D substitution out			
14:22	1 ANDERSON G substitution in			
14:22	4 DIONGUE A substitution in			
14:22				5 MASHBURN, JR. J substitution out
14:22				23 JOSEPH N substitution out
14:22				3 WASHINGTON T substitution in
14:22				15 TOPPIN J substitution in
14:22		48-59	-11	10 HOUSE J free throw 1 - 2 made (7)
14:22		48-60	-12	10 HOUSE J free throw 2 - 2 made (8)
14:11	0 AMEY JR. M turnover bad pass (3)			2 DENT D steal (2)
14:09				2 DENT D 2pt FG from turnover in the paint, layup blocked
14:09	4 DIONGUE A block (3)			
14:04				offensive rebound (28)
14:04	13 CARDENAS A foul shooting (1 - 5)			10 HOUSE J foul drawn (2)
14:03				10 HOUSE J free throw fast break 1 - 2 missed
14:03				offensive dead ball rebound (4)
14:03		48-61	-13	10 HOUSE J free throw fast break 2 - 2 made (9)
13:47	4 DIONGUE A 2pt FG in the paint, dunk, made (7)	50-61	-11	
13:47	13 CARDENAS A assist (7)			
13:33				10 HOUSE J 3pt FG , jump shot missed
13:30	0 AMEY JR. M defensive rebound (8)			
13:26				10 HOUSE J substitution out
13:26				5 MASHBURN, JR. J substitution in
13:20	13 CARDENAS A turnover bad pass (3)			
13:20	5 GORENER T substitution out			
13:20	15 ANDERSON T substitution in			
13:08	1 ANDERSON G foul shooting (1 - 6)			3 WASHINGTON T foul drawn (1)
13:08				3 WASHINGTON T free throw 1 - 2 missed



Official Basketball Play by Play - Second Half
New Mexico at San Jose St.
 01/24/24 Provident Credit Union Event Center, San Jose
 2023-24 Men's Basketball

Game Time: 8:00 PM
Game Duration: 1:48
Attendance: 3,118

Officials: Verne Harris, Frank Harvey III, Janetta Graham

Game Time	SJSU	Score	Diff	UNM
13:08				offensive dead ball rebound (5)
13:08				3 WASHINGTON T free throw 2 - 2 missed
13:08	1 ANDERSON G defensive rebound (2)			
12:43	0 AMEY JR. M 2pt FG in the paint, dunk, made (18)	52-61	-9	
12:43	4 DIONGUE A assist (1)			
12:14		52-63	-11	5 MASHBURN, JR. J 2pt FG outside the paint, jump shot made (12)
12:13				Timeout 60 Sec
12:13	Timeout media			
11:57	0 AMEY JR. M 2pt FG in the paint, jump shot missed			
11:54				22 AMZIL M defensive rebound (4)
11:46	Timeout media			
11:46				2 DENT D substitution out
11:46				10 HOUSE J substitution in
11:33				15 TOPPIN J 2pt FG in the paint, layup blocked
11:33	4 DIONGUE A block (4)			
11:30				22 AMZIL M offensive rebound (5)
11:26		52-66	-14	10 HOUSE J 3pt FG second chance, jump shot made (12)
11:11	1 ANDERSON G turnover lost ball (1)			
11:11	5 GORENER T substitution in			
11:11	13 CARDENAS A substitution out			
10:58	0 AMEY JR. M steal (1)			3 WASHINGTON T turnover bad pass (1)
10:36	0 AMEY JR. M 2pt FG from turnover in the paint, layup made (20)	54-66	-12	
10:16		54-68	-14	3 WASHINGTON T 2pt FG in the paint, layup made (2)
10:16				15 TOPPIN J assist (2)
09:58	4 DIONGUE A 2pt FG in the paint, dunk, made (9)	56-68	-12	
09:58	0 AMEY JR. M assist (3)			
09:41		56-70	-14	22 AMZIL M 2pt FG in the paint, layup made (5)
09:24	5 GORENER T turnover bad pass (1)			3 WASHINGTON T steal (1)
09:21				10 HOUSE J 2pt FG from turnover in the paint, layup blocked
09:21	15 ANDERSON T block (3)			
09:17	1 ANDERSON G defensive rebound (3)			
09:12	5 GORENER T 3pt FG , jump shot missed			
09:08				15 TOPPIN J defensive rebound (8)
09:02				3 WASHINGTON T 2pt FG outside the paint, jump shot missed
08:59	defensive rebound (28)			
08:59	0 AMEY JR. M foul drawn (2)			15 TOPPIN J foul personal (3 - 3)
08:59	4 DIONGUE A substitution out			
08:59	1 ANDERSON G substitution out			
08:59	13 CARDENAS A substitution in			
08:59	23 SEIXAS D substitution in			
08:59				3 WASHINGTON T substitution out
08:59				0 BAKER JR. J substitution in
08:59				15 TOPPIN J substitution out
08:59				23 JOSEPH N substitution in
08:43	23 SEIXAS D 2pt FG in the paint, layup made (6)	58-70	-12	
08:43	13 CARDENAS A assist (8)			
08:32	23 SEIXAS D foul shooting (4 - 7)			23 JOSEPH N foul drawn (4)
08:32				23 JOSEPH N free throw 1 - 2 missed



Official Basketball Play by Play - Second Half
New Mexico at San Jose St.
 01/24/24 Provident Credit Union Event Center, San Jose
 2023-24 Men's Basketball

Game Time: 8:00 PM
Game Duration: 1:48
Attendance: 3,118

Officials: Verne Harris, Frank Harvey III, Janetta Graham

Game Time	SJSU	Score	Diff	UNM
08:32				offensive dead ball rebound (6)
08:32		58-71	-13	23 JOSEPH N free throw 2 - 2 made (8)
08:21	0 AMEY JR. M foul drawn (3)			5 MASHBURN, JR. J foul shooting (1 - 4)
08:21	0 AMEY JR. M free throw 1 - 2 made (21)	59-71	-12	
08:21	0 AMEY JR. M free throw 2 - 2 made (22)	60-71	-11	
08:10	15 ANDERSON T foul personal (2 - 8)			23 JOSEPH N foul drawn (5)
08:10		60-72	-12	23 JOSEPH N 1&1 free throw 1 made (9)
08:10		60-73	-13	23 JOSEPH N 1&1 free throw 2 made (10)
07:52	0 AMEY JR. M turnover bad pass (4)			0 BAKER JR. J steal (1)
07:47	0 AMEY JR. M foul shooting (1 - 9)			22 AMZIL M foul drawn (1)
07:47	Timeout media			
07:47		60-74	-14	22 AMZIL M free throw fast break 1 - 2 made (6)
07:47		60-75	-15	22 AMZIL M free throw fast break 2 - 2 made (7)
07:20	23 SEIXAS D 2pt FG in the paint, layup made (8)	62-75	-13	
07:20	0 AMEY JR. M assist (4)			
07:04				5 MASHBURN, JR. J 2pt FG outside the paint, jump shot missed
07:01	0 AMEY JR. M defensive rebound (9)			
06:46	23 SEIXAS D 2pt FG in the paint, layup made (10)	64-75	-11	
06:46	13 CARDENAS A assist (9)			
06:34	13 CARDENAS A steal (1)			0 BAKER JR. J turnover lost ball (1)
06:12	15 ANDERSON T 2pt FG from turnover in the paint, dunk, made (8)	66-75	-9	
06:12	13 CARDENAS A assist (10)			
06:11				Timeout 30 Sec
06:11				0 BAKER JR. J substitution out
06:11				22 AMZIL M substitution out
06:11				2 DENT D substitution in
06:11				15 TOPPIN J substitution in
05:58				15 TOPPIN J 3pt FG , jump shot missed
05:54	defensive rebound (30)			
05:39	23 SEIXAS D turnover bad pass (1)			23 JOSEPH N steal (4)
05:36		66-77	-11	15 TOPPIN J 2pt FG fast break from turnover in the paint, layup made (12)
05:36				23 JOSEPH N assist (1)
05:13	5 GORENER T 2pt FG in the paint, layup missed			
05:11				15 TOPPIN J defensive rebound (9)
05:00		66-80	-14	10 HOUSE J 3pt FG , jump shot made (15)
04:44	15 ANDERSON T turnover bad pass (3)			2 DENT D steal (3)
04:39		66-83	-17	10 HOUSE J 3pt FG fast break from turnover, jump shot made (18)
04:37	Timeout 30 Sec			
04:37	23 SEIXAS D substitution out			
04:37	4 DIONGUE A substitution in			
04:22	0 AMEY JR. M foul drawn (4)			23 JOSEPH N foul shooting (2 - 5)
04:22	0 AMEY JR. M free throw 1 - 2 made (23)	67-83	-16	
04:22	0 AMEY JR. M free throw 2 - 2 made (24)	68-83	-15	
03:56				10 HOUSE J 2pt FG outside the paint, jump shot missed
03:53				15 TOPPIN J offensive rebound (10)
03:52		68-85	-17	15 TOPPIN J 2pt FG second chance in the paint, layup made (14)



Official Basketball Play by Play - Second Half
New Mexico at San Jose St.
 01/24/24 Provident Credit Union Event Center, San Jose
 2023-24 Men's Basketball

Game Time: 8:00 PM
Game Duration: 1:48
Attendance: 3,118

Officials: Verne Harris, Frank Harvey III, Janetta Graham

Game Time	SJSU	Score	Diff	UNM
03:29	13 CARDENAS A 3pt FG , jump shot made (5)	71-85	-14	
03:29	5 GORENER T assist (2)			
03:02		71-87	-16	5 MASHBURN, JR. J 2pt FG in the paint, layup made (14)
02:49	4 DIONGUE A 2pt FG in the paint, layup blocked			
02:49				15 TOPPIN J block (5)
02:46				23 JOSEPH N defensive rebound (6)
02:42		71-90	-19	5 MASHBURN, JR. J 3pt FG fast break, jump shot made (17)
02:42				10 HOUSE J assist (4)
02:23	0 AMEY JR. M 3pt FG , jump shot missed			
02:19				23 JOSEPH N defensive rebound (7)
01:57	Timeout media			
01:57	0 AMEY JR. M substitution out			
01:57	4 DIONGUE A substitution out			
01:57	5 GORENER T substitution out			
01:57	13 CARDENAS A substitution out			
01:57	15 ANDERSON T substitution out			
01:57	1 ANDERSON G substitution in			
01:57	2 MITCHELL JR. R substitution in			
01:57	6 DAVIS L substitution in			
01:57	20 WISE C substitution in			
01:57	21 HUMER W substitution in			
01:57				5 MASHBURN, JR. J substitution out
01:57				10 HOUSE J substitution out
01:57				15 TOPPIN J substitution out
01:57				23 JOSEPH N substitution out
01:57				0 BAKER JR. J substitution in
01:57				3 WASHINGTON T substitution in
01:57				21 FORSLING S substitution in
01:57				22 AMZIL M substitution in
01:52				2 DENT D 2pt FG outside the paint, jump shot missed
01:48	20 WISE C defensive rebound (1)			
01:38	1 ANDERSON G 2pt FG in the paint, layup missed			
01:36	20 WISE C offensive rebound (2)			
01:32	20 WISE C 2pt FG second chance in the paint, layup made (2)	73-90	-17	
01:06		73-92	-19	21 FORSLING S 2pt FG in the paint, dunk, made (2)
01:06				2 DENT D assist (5)
00:47	2 MITCHELL JR. R 2pt FG in the paint, jump shot missed			
00:44	21 HUMER W offensive rebound (2)			
00:40	20 WISE C turnover travel (1)			
00:20		73-95	-22	3 WASHINGTON T 3pt FG from turnover, jump shot made (5)
00:20				2 DENT D assist (6)
00:06	2 MITCHELL JR. R 3pt FG , jump shot missed			
00:02	21 HUMER W offensive rebound (3)			
00:02	21 HUMER W 2pt FG second chance in the paint, hook shot made (2)	75-95	-20	
END OF GAME				
SJSU 75-95 UNM				



Officials: Verne Harris, Frank Harvey III, Janetta Graham

New Mexico - 52

NO.	Name	Min	FG			Rebounds			Fouls		TP	AS	TO	ST	Blocks		+/-
			M-A	3P	FT	OR	DR	TOT	PF	FD					BS	BA	
15	JT Toppin	F 13:04	2-5	0-1	2-2	1	3	4	2	1	6	1	0	0	1	2	16
23	Nelly Joseph	F 12:40	0-0	0-0	3-4	0	4	4	1	2	3	1	1	1	0	0	4
2	Donovan Dent	G 14:25	3-7	1-1	1-2	0	0	0	0	1	8	3	0	2	0	1	11
5	Jamal Mashburn, Jr.	G 17:07	4-7	1-2	1-1	0	0	0	1	1	10	0	0	0	0	0	7
10	Jaelen House	G 16:23	4-8	3-4	3-4	0	0	0	1	2	14	2	0	2	0	2	8
22	Mustapha Amzil	12:19	1-1	0-0	2-2	1	1	2	0	1	4	0	0	0	0	0	-3
3	Tru Washington	07:20	2-3	1-1	0-2	0	0	0	0	1	5	0	1	1	0	0	5
0	Jemarl Baker Jr.	04:45	0-0	0-0	0-0	0	0	0	0	0	0	0	1	1	0	0	-4
21	Sebastian Forsling	01:57	1-1	0-0	0-0	0	0	0	0	0	2	0	0	0	0	0	1
Team						3	0	3			0		0				
Totals			17-32	6-9	12-17	5	8	13	5	9	52	7	3	7	1	5	9

Shooting By Period		
2 nd FG%	17-32	53.1%
3PT%	6-9	66.7%
FT%	12-17	70.6%
GM FG%	17-32	53.1%
3PT%	6-9	66.7%
FT%	12-17	70.6%

Dead Ball Rebounds: 4, 0

Technical Fouls::NONE

San Jose St. - 43

NO.	Name	Min	FG			Rebounds			Fouls		TP	AS	TO	ST	Blocks		+/-
			M-A	3P	FT	OR	DR	TOT	PF	FD					BS	BA	
5	Tibet Gorener	F 15:54	0-2	0-1	0-0	0	1	1	1	0	0	2	1	0	0	0	-5
15	Trey Anderson	F 17:01	3-4	2-2	0-0	0	0	0	2	0	8	0	1	0	1	0	-7
4	Adrame Diongue	C 11:30	3-4	0-0	1-1	0	0	0	1	1	7	1	2	0	3	1	-8
0	Myron Amey Jr.	G 18:03	4-8	1-4	4-4	0	5	5	1	3	13	2	2	1	1	0	-8
13	Alvaro Cardenas	G 15:51	1-1	1-1	0-0	0	0	0	1	1	3	7	2	1	0	0	-8
23	Diogo Seixas	06:33	4-4	0-0	0-0	0	0	0	2	0	8	0	1	0	0	0	0
1	Garrett Anderson	07:20	0-1	0-0	0-0	0	2	2	1	0	0	0	1	0	0	0	-5
2	Rickey Mitchell Jr.	01:57	0-2	0-1	0-0	0	0	0	0	0	0	0	0	0	0	0	-1
6	Latrell Davis	01:57	0-0	0-0	0-0	0	0	0	0	0	0	0	0	0	0	0	-1
20	Christian Wise	01:57	1-1	0-0	0-0	1	1	2	0	0	2	0	1	0	0	0	-1
21	William Humer	01:57	1-1	0-0	0-0	2	0	2	0	0	2	0	0	0	0	0	-1
Team						0	2	2			0		0				
Totals			17-28	4-9	5-5	3	11	14	9	5	43	12	11	2	5	1	-9

Shooting By Period		
2 nd FG%	17-28	60.7%
3PT%	4-9	44.4%
FT%	5-5	100%
GM FG%	17-28	60.7%
3PT%	4-9	44.4%
FT%	5-5	100.0%

Dead Ball Rebounds: 0, 0

Technical Fouls::NONE

	UNM	SJSU	Points from		Period by Period Scoring				
Biggest lead	22 (2 nd 0:20)	0 (1 st 20:00)	UNM	SJSU	1st	2nd	TOT		
Best Scoring Run	8(2 nd 4:39)	6(2 nd 6:12)	16	4	UNM	43	52	95	
Lead Changes	0		Paint	18	26	SJSU	32	43	75
Times Tied	0		Second Chance	9	4				
Time with Lead	19:34	00:00	Fast Breaks	13	3				
			Bench	11	12				



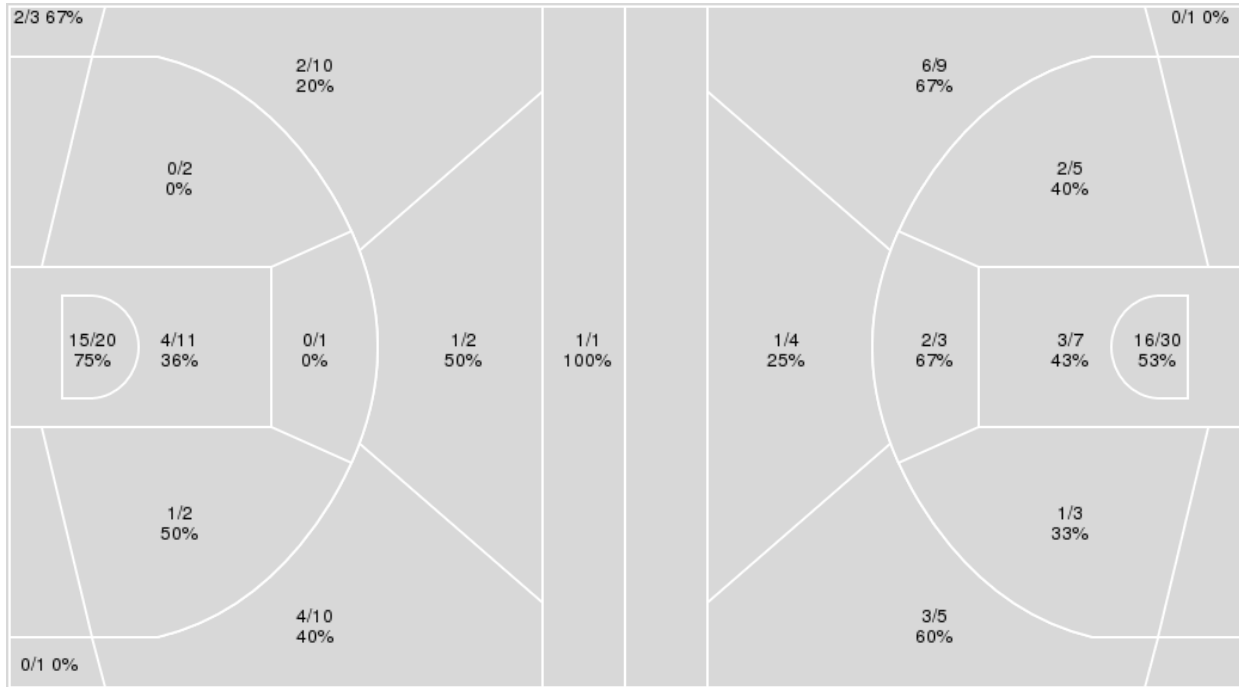
Officials: Verne Harris, Frank Harvey III, Janetta Graham

{ Players => 0, 1, 2, 4, 5, 6, 7, 8, 13, 15, 20, 21, 22, 23, 24, 25; } FG
 Types => All; Results => All;

{ Players => All; } FG Types => All; Results => All;

San Jose St.

New Mexico



San Jose St.	M/A	%
Field Goals	30/63	48
2 Points	20/36	56
3 Points	10/27	37
Free Throws	5/5	100

New Mexico	M/A	%
Field Goals	34/67	51
2 Points	24/48	50
3 Points	10/19	53
Free Throws	17/26	65



New Mexico at San Jose St.

01/24/24 Provident Credit Union Event Center, San Jose
2023-24 Men's Basketball

Game Time: 8:00 PM
Game Duration: 1:48
Attendance: 3,118

Officials: Verne Harris, Frank Harvey III, Janetta Graham

New Mexico

No	Name	Mins		Score		Points Diff		Points per Min		Assists		Rebounds		Steals		Turnovers	
		On	Off	On	Off	On	Off	On	Off	On	Off	On	Off	On	Off	On	Off
0	Jemarl Baker Jr.	11:29	28:31	22 - 22	73 - 53	0	20	1.92	2.56	4	11	8	27	2	9	2	4
2	Donovan Dent	29:53	10:07	78 - 56	17 - 19	22	-2	2.61	1.68	13	2	27	8	9	2	2	4
3	Tru Washington	11:57	28:03	24 - 19	71 - 56	5	15	2.01	2.53	6	9	10	25	2	9	2	4
5	Jamal Mashburn, Jr.	34:25	05:35	83 - 64	12 - 11	19	1	2.41	2.15	11	4	29	6	10	1	6	0
10	Jaelen House	32:16	07:44	78 - 64	17 - 11	14	6	2.42	2.20	11	4	31	4	10	1	6	0
15	JT Toppin	31:26	08:34	79 - 49	16 - 26	30	-10	2.51	1.87	13	2	33	2	8	3	5	1
21	Sebastian Forsling	01:57	38:03	5 - 4	90 - 71	1	19	2.56	2.37	2	13	0	35	0	11	0	6
22	Mustapha Amzil	19:27	20:33	35 - 41	60 - 34	-6	26	1.80	2.92	6	9	14	21	5	6	3	3
23	Nelly Joseph	27:10	12:50	71 - 56	24 - 19	15	5	2.61	1.87	9	6	23	12	9	2	4	2

San Jose St.

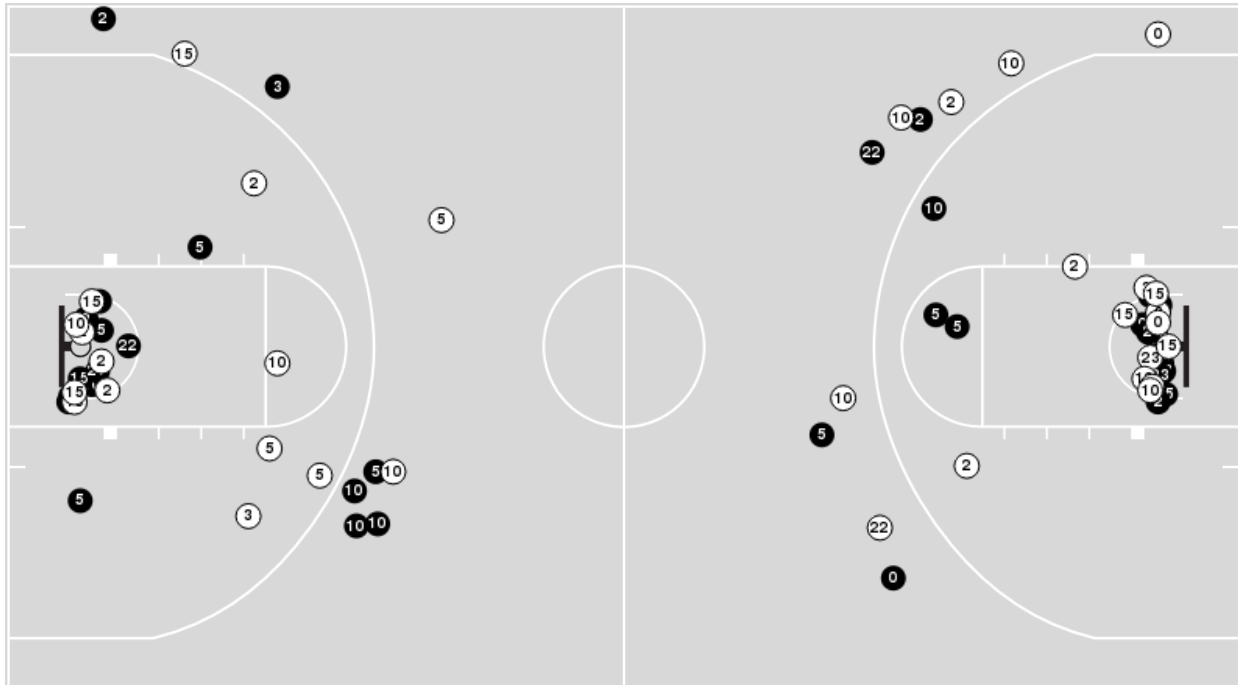
No	Name	Mins		Score		Points Diff		Points per Min		Assists		Rebounds		Steals		Turnovers	
		On	Off	On	Off	On	Off	On	Off	On	Off	On	Off	On	Off	On	Off
0	Myron Amey Jr.	34:59	05:01	66 - 80	9 - 15	-14	-6	1.89	1.79	17	2	29	5	3	0	15	3
1	Garrett Anderson	12:12	27:48	19 - 24	56 - 71	-5	-15	1.56	2.01	3	16	13	21	1	2	6	12
2	Rickey Mitchell Jr.	01:57	38:03	4 - 5	71 - 90	-1	-19	2.05	1.87	0	19	4	30	0	3	1	17
4	Adrame Diongue	17:33	22:27	28 - 43	47 - 52	-15	-5	1.60	2.09	7	12	14	20	1	2	7	11
5	Tibet Gorener	33:50	06:10	64 - 81	11 - 14	-17	-3	1.89	1.78	18	1	28	6	3	0	16	2
6	Latrell Davis	06:04	33:56	9 - 15	66 - 80	-6	-14	1.48	1.94	2	17	7	27	0	3	4	14
13	Alvaro Cardenas	34:48	05:12	67 - 86	8 - 9	-19	-1	1.93	1.54	18	1	26	8	2	1	15	3
15	Trey Anderson	34:13	05:47	67 - 84	8 - 11	-17	-3	1.96	1.38	18	1	25	9	3	0	14	4
20	Christian Wise	01:57	38:03	4 - 5	71 - 90	-1	-19	2.05	1.87	0	19	4	30	0	3	1	17
21	William Humer	10:22	29:38	19 - 20	56 - 75	-1	-19	1.83	1.89	3	16	12	22	1	2	4	14
23	Diogo Seixas	12:05	27:55	28 - 32	47 - 63	-4	-16	2.32	1.68	9	10	8	26	1	2	7	11



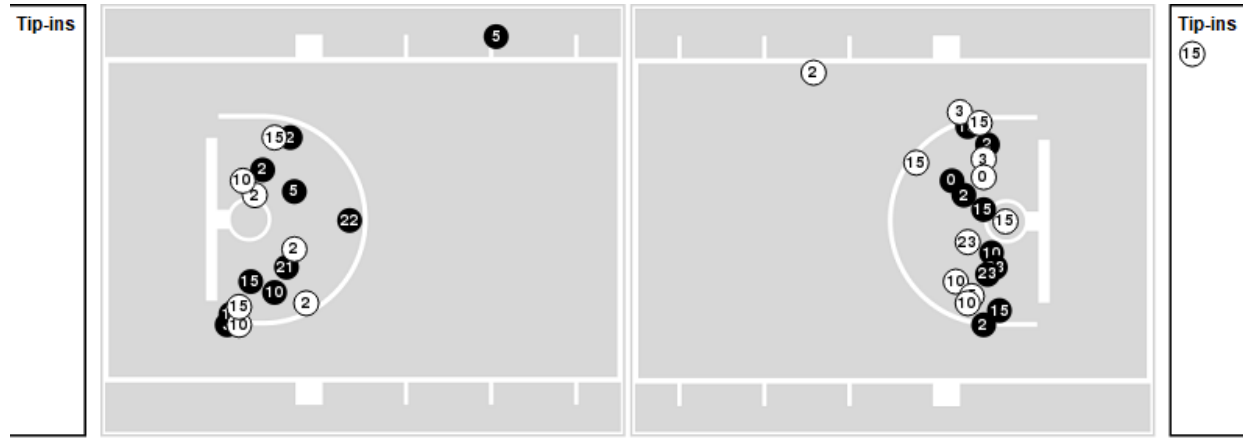
Officials: Verne Harris, Frank Harvey III, Janetta Graham

Players => AllFG Types=>AllResults=>All
New Mexico

All Field Goals



Blow Up Chart



● Made ○ Missed N - Player Number

New Mexico	M/A	%
Field Goals	34/67	51
2 Points	24/48	50
3 Points	10/19	53
Free Throws	17/26	65

New Mexico	M/A	%
Points in the Paint	38 (19 / 37)	51
Fast Break Points	21 (11/13)	85
Second Chance Points	16 (10/17)	59
Effective FG%	58	

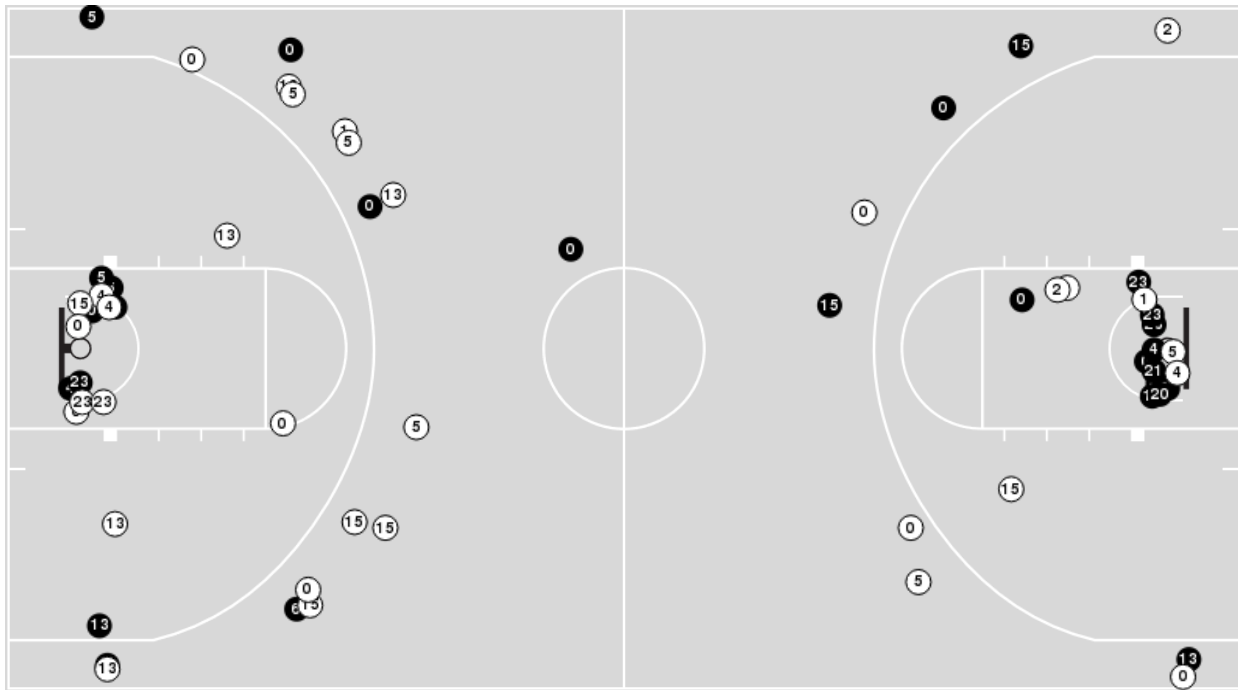


Officials: Verne Harris, Frank Harvey III, Janetta Graham

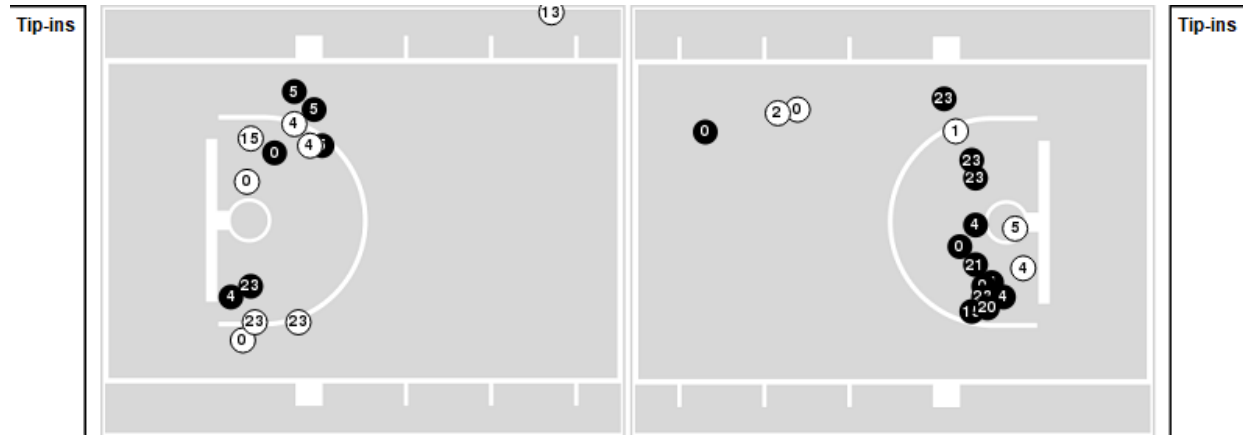
Players => 0, 1, 2, 4, 5, 6, 7, 8, 13, 15, 20, 21, 22, 23, 24, 25FG Types=>AllResults=>All

San Jose St.

All Field Goals



Blow Up Chart



● Made ○ Missed N - Player Number

San Jose St.	M/A	%
Field Goals	30/63	48
2 Points	20/36	56
3 Points	10/27	37
Free Throws	5/5	100

San Jose St.	M/A	%
Points in the Paint	38 (19 / 31)	61
Fast Break Points	3 (1/1)	100
Second Chance Points	9 (4/9)	44
Effective FG%	56	



Officials: Verne Harris, Frank Harvey III, Janetta Graham

New Mexico

Lineup	Quarter On	Time On	Quarter Off	Time Off	Time on Court	Score	Score Diff	Reb	Stl	Tov	Ass	PPP
2- Dent D/ 5- Mashburn, Jr. J/ 10- House J/ 15- Toppin J/ 23- Joseph N/	1	20:00	1	16:08	03:52	12-5	7	5	0	1	2	1.6393
2- Dent D/ 5- Mashburn, Jr. J/ 10- House J/ 22- Amzil M/ 23- Joseph N/	1	16:08	1	14:30	01:38	1-4	-3	1	1	0	0	0.3623
2- Dent D/ 3- Washington T/ 10- House J/ 15- Toppin J/ 22- Amzil M/	1	14:30	1	11:48	02:42	4-5	-1	5	0	0	2	1.0000
3- Washington T/ 5- Mashburn, Jr. J/ 10- House J/ 15- Toppin J/ 22- Amzil M/	1	11:48	1	10:03	01:45	3-2	1	1	0	1	1	1.0000
2- Dent D/ 3- Washington T/ 5- Mashburn, Jr. J/ 15- Toppin J/ 22- Amzil M/	1	10:03	1	09:53	00:10	0-0	0	0	0	0	0	0.0000
0- Baker Jr. J/ 2- Dent D/ 5- Mashburn, Jr. J/ 15- Toppin J/ 22- Amzil M/	1	09:53	1	09:00	00:53	0-0	0	2	0	0	0	0.0000
0- Baker Jr. J/ 2- Dent D/ 5- Mashburn, Jr. J/ 15- Toppin J/ 23- Joseph N/	1	09:00	1	05:56	03:04	10-5	5	1	1	0	2	2.2523
0- Baker Jr. J/ 5- Mashburn, Jr. J/ 10- House J/ 15- Toppin J/ 23- Joseph N/	1	05:56	1	03:09	02:47	2-3	-1	5	0	1	0	0.5000
2- Dent D/ 5- Mashburn, Jr. J/ 10- House J/ 15- Toppin J/ 23- Joseph N/	1	03:09	2	16:33	06:36	21-16	5	6	3	1	3	1.5262
2- Dent D/ 5- Mashburn, Jr. J/ 10- House J/ 22- Amzil M/ 23- Joseph N/	2	16:33	2	14:22	02:11	5-8	-3	1	1	0	0	1.1261
2- Dent D/ 3- Washington T/ 10- House J/ 15- Toppin J/ 22- Amzil M/	2	14:22	2	13:26	00:56	3-2	1	1	1	0	0	1.0870
2- Dent D/ 3- Washington T/ 5- Mashburn, Jr. J/ 15- Toppin J/ 22- Amzil M/	2	13:26	2	11:46	01:40	2-2	0	1	0	0	0	1.0638
3- Washington T/ 5- Mashburn, Jr. J/ 10- House J/ 15- Toppin J/ 22- Amzil M/	2	11:46	2	08:59	02:47	7-4	3	2	1	1	1	1.1667
0- Baker Jr. J/ 5- Mashburn, Jr. J/ 10- House J/ 15- Toppin J/ 22- Amzil M/	2	08:59	2	08:59	00:00	0-0	0	0	0	0	0	0.0000
0- Baker Jr. J/ 5- Mashburn, Jr. J/ 10- House J/ 22- Amzil M/ 23- Joseph N/	2	08:59	2	06:11	02:48	5-10	-5	0	1	1	0	1.0776
2- Dent D/ 5- Mashburn, Jr. J/ 10- House J/ 15- Toppin J/ 23- Joseph N/	2	06:11	2	01:57	04:14	15-5	10	4	2	0	2	2.1429
0- Baker Jr. J/ 2- Dent D/ 3- Washington T/ 21- Forsling S/ 22- Amzil M/	2	01:57	2	00:00	01:57	5-4	1	0	0	0	2	1.6667



Officials: Verne Harris, Frank Harvey III, Janetta Graham

San Jose St.

Lineup	Quarter On	Time On	Quarter Off	Time Off	Time on Court	Score	Score Diff	Reb	Stl	Tov	Ass	PPP
0- Amey Jr. M/ 4- Diongue A/ 5- Gorener T/ 13- Cardenas A/ 15- Anderson T/	1	20:00	1	16:45	03:15	5-11	-6	4	0	0	2	1.0000
0- Amey Jr. M/ 5- Gorener T/ 13- Cardenas A/ 15- Anderson T/ 23- Seixas D/	1	16:45	1	15:30	01:15	0-2	-2	1	0	1	0	0.0000
0- Amey Jr. M/ 5- Gorener T/ 13- Cardenas A/ 15- Anderson T/ 21- Humer W/	1	15:30	1	13:52	01:38	4-0	4	3	0	0	2	2.0000
0- Amey Jr. M/ 1- Anderson G/ 13- Cardenas A/ 15- Anderson T/ 21- Humer W/	1	13:52	1	11:48	02:04	5-4	1	1	0	0	0	1.2500
0- Amey Jr. M/ 1- Anderson G/ 4- Diongue A/ 5- Gorener T/ 13- Cardenas A/	1	11:48	1	10:03	01:45	2-3	-1	2	0	0	0	1.0000
0- Amey Jr. M/ 1- Anderson G/ 4- Diongue A/ 5- Gorener T/ 6- Davis L/	1	10:03	1	09:00	01:03	0-0	0	2	0	1	0	0.0000
5- Gorener T/ 6- Davis L/ 13- Cardenas A/ 15- Anderson T/ 23- Seixas D/	1	09:00	1	05:56	03:04	5-10	-5	1	0	2	2	1.0000
0- Amey Jr. M/ 5- Gorener T/ 13- Cardenas A/ 15- Anderson T/ 21- Humer W/	1	05:56	1	01:13	04:43	6-11	-5	4	1	3	1	0.7500
0- Amey Jr. M/ 5- Gorener T/ 13- Cardenas A/ 15- Anderson T/ 23- Seixas D/	1	01:13	2	20:00	01:13	5-2	3	2	0	0	0	2.5000
0- Amey Jr. M/ 4- Diongue A/ 5- Gorener T/ 13- Cardenas A/ 15- Anderson T/	2	20:00	2	16:33	03:27	8-10	-2	2	0	2	1	1.0753
0- Amey Jr. M/ 5- Gorener T/ 13- Cardenas A/ 15- Anderson T/ 23- Seixas D/	2	16:33	2	14:22	02:11	8-5	3	2	0	1	3	1.6000
0- Amey Jr. M/ 1- Anderson G/ 4- Diongue A/ 5- Gorener T/ 13- Cardenas A/	2	14:22	2	13:20	01:02	2-3	-1	1	0	2	1	0.6667
0- Amey Jr. M/ 1- Anderson G/ 4- Diongue A/ 13- Cardenas A/ 15- Anderson T/	2	13:20	2	11:11	02:09	2-5	-3	1	0	1	1	0.6667
0- Amey Jr. M/ 1- Anderson G/ 4- Diongue A/ 5- Gorener T/ 15- Anderson T/	2	11:11	2	08:59	02:12	4-4	0	2	1	1	1	1.0000
0- Amey Jr. M/ 5- Gorener T/ 13- Cardenas A/ 15- Anderson T/ 23- Seixas D/	2	08:59	2	04:37	04:22	10-13	-3	2	1	3	4	1.1261
0- Amey Jr. M/ 4- Diongue A/ 5- Gorener T/ 13- Cardenas A/ 15- Anderson T/	2	04:37	2	01:57	02:40	5-7	-2	0	0	0	1	1.2887
1- Anderson G/ 2- Mitchell Jr. R/ 6- Davis L/ 20- Wise C/ 21- Humer W/	2	01:57	2	00:00	01:57	4-5	-1	4	0	1	0	1.3333



Official Basketball Line Up Analysis - Final
New Mexico at San Jose St.
 01/24/24 Provident Credit Union Event Center, San Jose
 2023-24 Men's Basketball

Game Time: 8:00 PM
Game Duration: 1:48
Attendance: 3,118

Officials: Verne Harris, Frank Harvey III, Janetta Graham

New Mexico

Lineup	Time	Score	Score Diff	Pts/Min	Reb	Stl	Tov	Ass	PPP
2- Dent D/ 5- Mashburn, Jr. J/ 10- House J/ 15- Toppin J/ 23- Joseph N/	14:42	48-26	22	3.2653	15	5	2	7	1.7094
3- Washington T/ 5- Mashburn, Jr. J/ 10- House J/ 15- Toppin J/ 22- Amzil M/	04:32	10-6	4	2.2059	3	1	2	2	1.1111
2- Dent D/ 5- Mashburn, Jr. J/ 10- House J/ 22- Amzil M/ 23- Joseph N/	03:49	6-12	-6	1.5721	2	2	0	0	0.8333
2- Dent D/ 3- Washington T/ 10- House J/ 15- Toppin J/ 22- Amzil M/	03:38	7-7	0	1.9266	6	1	0	2	1.0355
0- Baker Jr. J/ 2- Dent D/ 5- Mashburn, Jr. J/ 15- Toppin J/ 23- Joseph N/	03:04	10-5	5	3.2609	1	1	0	2	2.2523
0- Baker Jr. J/ 5- Mashburn, Jr. J/ 10- House J/ 22- Amzil M/ 23- Joseph N/	02:48	5-10	-5	1.7857	0	1	1	0	1.0776
0- Baker Jr. J/ 5- Mashburn, Jr. J/ 10- House J/ 15- Toppin J/ 23- Joseph N/	02:47	2-3	-1	0.7186	5	0	1	0	0.5000
0- Baker Jr. J/ 2- Dent D/ 3- Washington T/ 21- Forsling S/ 22- Amzil M/	01:57	5-4	1	2.5641	0	0	0	2	1.6667
2- Dent D/ 3- Washington T/ 5- Mashburn, Jr. J/ 15- Toppin J/ 22- Amzil M/	01:50	2-2	0	1.0909	1	0	0	0	1.0638
0- Baker Jr. J/ 2- Dent D/ 5- Mashburn, Jr. J/ 15- Toppin J/ 22- Amzil M/	00:53	0-0	0	0.0000	2	0	0	0	0.0000
0- Baker Jr. J/ 5- Mashburn, Jr. J/ 10- House J/ 15- Toppin J/ 22- Amzil M/	00:00	0-0	0	NaN	0	0	0	0	0.0000



Official Basketball Line Up Analysis - Final
New Mexico at San Jose St.
 01/24/24 Provident Credit Union Event Center, San Jose
 2023-24 Men's Basketball

Game Time: 8:00 PM
Game Duration: 1:48
Attendance: 3,118

Officials: Verne Harris, Frank Harvey III, Janetta Graham

San Jose St.

Lineup	Time	Score	Score Diff	Pts/Min	Reb	Stl	Tov	Ass	PPP
0- Amey Jr. M/ 4- Diongue A/ 5- Gorener T/ 13- Cardenas A/ 15- Anderson T/	09:22	18-28	-10	1.9217	6	0	2	4	1.1029
0- Amey Jr. M/ 5- Gorener T/ 13- Cardenas A/ 15- Anderson T/ 23- Seixas D/	09:01	23-22	1	2.5508	7	1	5	7	1.2182
0- Amey Jr. M/ 5- Gorener T/ 13- Cardenas A/ 15- Anderson T/ 21- Humer W/	06:21	10-11	-1	1.5748	7	1	3	3	1.0000
5- Gorener T/ 6- Davis L/ 13- Cardenas A/ 15- Anderson T/ 23- Seixas D/	03:04	5-10	-5	1.6304	1	0	2	2	1.0000
0- Amey Jr. M/ 1- Anderson G/ 4- Diongue A/ 5- Gorener T/ 13- Cardenas A/	02:47	4-6	-2	1.4371	3	0	2	1	0.8000
0- Amey Jr. M/ 1- Anderson G/ 4- Diongue A/ 5- Gorener T/ 15- Anderson T/	02:12	4-4	0	1.8182	2	1	1	1	1.0000
0- Amey Jr. M/ 1- Anderson G/ 4- Diongue A/ 13- Cardenas A/ 15- Anderson T/	02:09	2-5	-3	0.9302	1	0	1	1	0.6667
0- Amey Jr. M/ 1- Anderson G/ 13- Cardenas A/ 15- Anderson T/ 21- Humer W/	02:04	5-4	1	2.4194	1	0	0	0	1.2500
1- Anderson G/ 2- Mitchell Jr. R/ 6- Davis L/ 20- Wise C/ 21- Humer W/	01:57	4-5	-1	2.0513	4	0	1	0	1.3333
0- Amey Jr. M/ 1- Anderson G/ 4- Diongue A/ 5- Gorener T/ 6- Davis L/	01:03	0-0	0	0.0000	2	0	1	0	0.0000