



NEW MEXICO LOBOS

2023-24 MEN'S BASKETBALL

X @UNMLoboMBB | #GoLobos | GoLobos.com

SCHEDULE/RESULTS

OCTOBER

26 CSU PUEBLO (ex) W, 83-65

NOVEMBER

1 NM HIGHLANDS (ex) W, 86-73

6 TEXAS SOUTHERN W, 92-55

9 at #23 Saint Mary's L, 58-72

16 UT ARLINGTON W, 82-80

21 vs. Toledo ^ W, 92-84

22 vs. Rice ^ W, 90-56

24 vs. Pepperdine ^ W, 90-71

29 LOUISIANA TECH W, 74-65

DECEMBER

2 NEW MEXICO STATE W, 106-62

6 UC SANTA BARBARA W, 84-61

9 vs. Santa Clara & W, 93-76

15 at New Mexico State W, 73-72

20 UC IRVINE W, 78-65

29 EASTERN NEW MEXICO W, 87-54

JANUARY

2 at #13 Colorado State * L, 68-76

6 WYOMING * W, 77-60

9 at UNLV * FS1 8:30

13 #19 SAN DIEGO STATE * CBS 12:00

16 UTAH STATE * FS1 8:30

20 at Air Force * CBS 2:00

24 at San Jose State * CBS 9:00

28 NEVADA * FS1 8:00

31 BOISE STATE * FS1 8:30

FEBRUARY

6 at Wyoming * MW 6:30

10 UNLV * CBS 6:00

13 at Nevada * CBS 9:00

16 at San Diego State * FS1 8:00

21 COLORADO STATE * CBS 8:00

24 AIR FORCE * CBS 2:00

MARCH

2 at Boise State * CBS 6:00

6 FRESNO STATE * FS1 8:30

9 at Utah State * CBS 6:30

13-16 at Mountain West Tournament %

All Times MT and subject to change

* Mountain West Game

^ Ball Dawgs Classic (Henderson, Nev.)

& Jack Jones Classic (Henderson, Nev.)

% Las Vegas, Nev.

COMMUNICATIONS

Steve Kirkland - Men's Basketball Contact

(434) 825-5241 cell

kirkland@unm.edu email

X @skirkland14

GAME #16 | JANUARY 9 | THOMAS & MACK CENTER | LAS VEGAS, NV

NEW MEXICO LOBOS
13-2 (1-1 MW)



UNLV RUNNIN' REBELS
7-6 (0-1 MW)

Head Coach: Richard Pitino (Providence '05)

Overall Record: 207-170 (12th)

UNM Record: 48-33 (3rd)

vs. UNLV: 1-2 (1-2 UNM)



Head Coach: Kevin Kruger (UNLV '07)

Overall Record: 44-33 (3rd)

UNLV Record: 44-33 (3rd)

vs. UNM: 2-1

NET: 35

KenPom: 40

NET: 112

KenPom: 99



Play-by-Play: Trent Rush
Analyst: Nick Bahe



Play-by-Play: Robert Portnoy
Analyst: Hunter Greene

THE OPENING TIP

- ▶ The Lobos visit UNLV on Tuesday night, their fifth game in Vegas this season
- ▶ UNLV has won eight of the last nine meetings, including the last five at the Thomas & Mack Center
- ▶ New Mexico has only had all 12 scholarship players available in two of the first 15 games of the season (Texas Southern, at Colorado State)
- ▶ UNM has had at least 10 steals in seven of the last eight games
- ▶ Donovan Dent is one of three players in the nation averaging over 16 points and 6 assists per game (Isaiah Stevens-Colorado State/Xavier Johnson-Southern Illinois)
- ▶ JT Toppin is a four-time Mountain West Freshman of the Week

SERIES HISTORY

Overall: 26-41

Away: 11-24 (9-20 T&M)

Streak: L1

LAST 5 SERIES GAMES

Date	Result	Score
1/7/23	H	L, 77-84
3/5/22	H	W, 76-67
1/11/22	A	L, 56-85
1/18/21	A	L, 46-53
1/16/21	A	L, 54-77

POSSIBLE STARTERS



2 DONOVAN DENT
G | 6-2 / 175 | So. | Riverside, Calif.

16.6 ppg | 2.9 rpg | 6.2 apg | 31.7 mpg | 1.8 spg

- ▶ Game-winning layup at NMSU
- ▶ 2 double-doubles (Rice/NMSU)
- ▶ Only Division I player this season with multiple 10+ assist/0 turnover games



5 JAMAL MASHBURN, JR.
G | 6-2 / 195 | Sr.* | Miami Fla.

16.6 ppg | 1.8 rpg | 1.3 apg | 30.3 mpg | 81 FT%

- ▶ Preseason All-Mountain West
- ▶ Led the MW in scoring last season at 19.1 ppg and 21.0 ppg in league play
- ▶ 33 career 20-point games



10 JAELEN HOUSE
G | 6-0 / 175 | Grad. | Phoenix, Ariz.

14.6 ppg | 3.1 rpg | 3.8 apg | 26.9 mpg | 2.9 spg

- ▶ Preseason All-Mountain West
- ▶ 6th in UNM history w/183 career steals
- ▶ Season-high 28 points (26 in 1st half) vs. New Mexico State



15 JT TOPPIN
F | 6-9 / 220 | Fr. | Dallas, Texas

12.3 ppg | 7.7 rpg | 1.5 bpg | 23.8 mpg | 68 FG%

- ▶ First Lobo freshman ever to have consecutive double-doubles (UTA, Toledo)
- ▶ Four-time MW Freshman of the Week
- ▶ Leads MW in FG% at 67.5%



23 NELLY JUNIOR JOSEPH
C | 6-10 / 240 | Sr.* | Benin City, Nigeria

9.0 ppg | 7.7 rpg | 1.1 bpg | 24.9 mpg | 51% FG

- ▶ Season-high 16 rebs (15 in 1st half) vs. Eastern New Mexico
- ▶ Only Lobo to start every game this year
- ▶ 37 career doubles

KEY RESERVES

No.	Pos.	Name	Yr.	Ht. / Wt.	PPG	RPG	Of Note
3	G	Tru Washington	Fr.	6-4 / 200	9.6	4.1	Six-straight double figure gms (11/22-12/9)
0	G	Jemarl Baker, Jr.	Grad.	6-5 / 205	6.4	1.8	Leads the team with 23 3-pointers
22	F	Mustapha Amzil	Sr.*	6-9 / 225	4.4	2.2	Back-to-back 11 pt games vs UCI & ENMU
1	G	Braden Appelhans	R-Fr.	6-7 / 195	3.6	0.6	More pts in opener (11) than all last yr (10)
11	G	Quinton Webb	R-Fr.	6-6 / 205	2.6	1.9	Career-high 7 points vs. Rice & NMSU
12	F	Isaac Mushila	Grad.	6-5 / 210	2.6	4.2	1st Team All-Southland at TAMU-CC
21	C	Sebastian Forsling	Jr.	7-0 / 240	1.2	1.1	Career-high eight pts vs. Texas Southern

* has a super senior year available due to COVID

RICHARD PITINO



3rd Season at New Mexico

COACHING RECORD

Year	School	Overall	Conf.
2013	FIU	18-14	11-9
2014	Minnesota	25-13	8-10
2015	Minnesota	18-15	6-12
2016	Minnesota	8-23	2-16
2017	Minnesota	24-10	11-7
2018	Minnesota	15-17	4-14
2019	Minnesota	22-14	9-11
2020	Minnesota	15-16	8-12
2021	Minnesota	14-15	6-14
2022	New Mexico	13-19	5-12
2023	New Mexico	22-12	8-10
2024	New Mexico	13-2	1-1
TOTALS		207-170	79-128

NOTABLE

- Took UNM to the NIT in his second season, the Lobos' first postseason appearance in nine years
- Led Minnesota to the 2014 NIT Championship
- Led Minnesota to two NCAA Tournament appearances
- 2017 Big Ten Coach of the Year
- 2017 NABC District 7 Coach of the Year
- 18 wins over ranked teams in eight seasons at Minnesota
- Led FIU to 10-win improvement and first winning seasons in 12 years in 2012-13 in first season as a head coach
- Five NCAA appearances in seven years as an assistant coach
- While on his father's staff at Louisville, the Cardinals reached the 2012 Final Four, the Elite Eight in 2008 and 2009 and won two Big East Championships
- While on Billy Donovan's staff at Florida, the Gators reached the Elite Eight in 2011 and won one SEC Regular Season Title

PITINO vs. 2023-24 OPPONENTS

Air Force	3-1	(3-1 UNM)
Boise State	1-2	(1-2 UNM)
Colorado St	1-4	(1-4 UNM)
Eastern NM	1-0	(1-0 UNM)
Fresno St	1-3	(1-3 UNM)
Louisiana Tech	1-0	(1-0 UNM)
Nevada	0-4	(0-4 UNM)
New Mexico State	3-1	(3-1 UNM)
Pepperdine	1-0	(1-0 UNM)
Rice	1-0	(1-0 UNM)
Saint Mary's	2-1	(1-0 Minnesota/1-1 UNM)
San Diego St	1-2	(1-2 UNM)
San Jose St	3-1	(3-1 UNM)
Santa Clara	2-0	(1-0 Minnesota/1-0 UNM)
Texas Southern	2-0	(1-0 FIU/1-0 UNM)
Toledo	1-0	(1-0 UNM)
UC Irvine	1-0	(1-0 UNM)
UC Santa Barbara	1-0	(1-0 UNM)
UNLV	1-2	(1-2 UNM)
UT Arlington	2-0	(1-0 UNM/1-0 Minnesota)
Utah State	0-4	(0-4 UNM)
Wyoming	4-2	(4-2 UNM)

GETTING BACK TO 100%

- The Lobos have only had two games this season (Texas Southern on Nov. 6 and at Colorado State on Jan. 2) when all 12 scholarship players on the roster have been available
- New Mexico has had 17 man-games lost this season due to injury/illness, with six of the 12 players missing at least one game (Jamal Mashburn, Jr.-7; Jaelen House-5; Braden Appelhans-2; Donovan Dent-1; Tru Washington-1; Isaac Mushila-1)
- Preseason All-Mountain West guards Mashburn and House were only on the floor together for a total of 37:15 during the 13 non-conference games (15:04 in the season-opener vs. Texas Southern; 22:09 in the non-conference finale vs. Eastern New Mexico)

NON-CONFERENCE SUCCESS

- New Mexico has posted a 25-1 record in regular season non-conference games over the past two seasons (13-0 last year, 12-1 this year)
- The Lobos' .962 win percentage in those games is T-2nd best record nationally (behind Purdue and tied with Houston)
- UNM has posted a 12-win non-conference season in consecutive seasons for the first time since a four-year stretch from 2010-13
- This season, the Lobos had five non-conference wins away from home for the first time since 2012-13 (six non-conference wins away from home)

BEST REGULAR SEASON NON-CONF. RECORD LAST 2 YRS	
1.000	Purdue (22-0)
.962	New Mexico (25-1)
.962	Houston (25-1)
.955	UConn (21-1)
.923	Kansas (24-2)

GETTING DEFENSIVE

- New Mexico enters the game ranked in the top 30 of KenPom defensively efficiency at 95.8, its best rating since 2012-13 when it finished the year at 90.9
- UNM ranks 11th nationally in steals per game at 10.4 and 14th nationally in turnovers forced per game at 16.7
- The Lobos have seven double-digit steal games this season (15 games), more than they had in the first two seasons of the Pitino era combined (66 games)
- The Lobos recorded at least 10 steals in four straight games (12/2-12/15), the longest streak of consecutive double-digit steal games since the first four games of the 1981-82 season
- New Mexico forced at least 20 turnovers vs. Santa Clara and at NM State, the first consecutive games of 20-plus opponent turnovers since the first two games of the 2017-18 season (Northern NM, Omaha)
- Six opponents this season have had their season-high in turnovers come against UNM (Toledo, New Mexico State, UC Santa Barbara, Santa Clara, Colorado State, Wyoming)

UNM MOST DOUBLE-DIGIT STEAL GAMES (MW ERA)	
12	2019-20
12	2004-05
7	2023-24
7	2017-18
7	2009-10
7	1999-00
6	2005-06

NATIONAL LEADERS

- JT Toppin ranks third nationally in field goal percentage at 67.5% and is the only freshman in the top 25
- Donovan Dent ranks 14th nationally in assists per game at 6.2 per game
- Jaelen House would rank 5th nationally in steals per game at 2.9, but hasn't played in the minimum 75% of the Lobos' games
- As a team, the Lobos rank in the top 30 nationally in several categories: turnover margin (4th - +6.3), steals per game (11th - 10.4), turnovers forced per game (14th - 16.7), scoring margin (23rd - +15.7), fastbreak points (24th - 15.5) and assist/turnover ratio (28th - 1.54)

LAST TIME OUT

- The Lobos defeated Wyoming 77-60 in their Mountain West home opener on Saturday night
- UNM had 16 steals on 23 Cowboy turnovers, including 13 steals on 18 turnovers in the first half
- Donovan Dent scored a game-high 21 points, his first 20-point game in Mountain West play
- The Lobos had a 28-0 edge in points off turnovers
- UNM had just six turnovers (the final being a shot clock violation with under two seconds to play)
- Jaelen House had the ninth game of his Lobo career with at least five steals

MEDIA SCHEDULE

JAN. 9 Tuesday	JAN. 10 Wednesday	JAN. 11 Thursday	JAN. 12 Friday	JAN. 13 Saturday	JAN. 14 Sunday	JAN. 15 Monday
GAMEDAY at UNLV 7:30 pm PT		LOBO TALK Salt Yard West 6:00-7:00 pm	INTERVIEWS Press Room 10:00 am	GAMEDAY vs. San Diego State 12:00 pm		

RANKINGS

ASSOCIATED PRESS (1/8)

1	Purdue (54)	14-1	1566
2	Houston (7)	14-0	1486
3	Kansas (2)	13-1	1481
4	UConn	13-2	1335
5	Tennessee	11-3	1291
6	Kentucky	11-2	1253
7	North Carolina	11-3	1213
8	Arizona	12-3	1107
9	Oklahoma	13-1	1023
10	Illinois	11-3	924
11	Marquette	11-4	869
	Duke	11-3	869
13	Memphis	13-2	843
14	Baylor	12-2	787
15	Wisconsin	11-3	663
16	Auburn	12-2	559
17	Colorado State	13-2	436
18	BYU	12-2	426
19	San Diego State	13-2	386
20	Utah State	14-1	241
21	Clemson	11-3	219
22	Creighton	11-4	187
23	Gonzaga	11-4	185
24	Florida Atlantic	11-4	165
25	Texas	11-3	148

Others receiving votes: Dayton 126, Ole Miss 125, James Madison 98, Cincinnati 79, **Nevada 77**, Texas Tech 62, Wake Forest 38, Grand Canyon 35, Seton Hall 34, South Carolina 29, Miami 27, St. John's 18, Iowa State 16, Colorado 8, Alabama 7, NC State 7, Michigan State 7, Providence 6, Oregon 4, TCU 3, Northwestern 3, Utah 2, Princeton 2

COACHES (1/8)

1	Purdue (21)	14-1	788
2	Houston (10)	14-0	762
3	Kansas (1)	13-1	754
4	UConn	13-2	685
5	Tennessee	11-3	661
6	Kentucky	11-2	628
7	North Carolina	11-3	592
8	Arizona	12-3	556
9	Oklahoma	13-1	490
10	Illinois	11-3	455
11	Duke	11-3	446
12	Marquette	11-4	428
13	Memphis	13-2	410
14	Baylor	12-2	378
15	Wisconsin	11-3	341
16	Auburn	12-2	301
17	BYU	12-2	251
18	Colorado State	13-2	221
19	San Diego State	13-2	198
20	Creighton	11-4	147
21	Gonzaga	11-4	146
22	Clemson	11-3	133
23	Utah State	14-1	77
	Ole Miss	13-1	77
25	Florida Atlantic	11-4	58

Others receiving votes: Texas 55, **Nevada 45**, Cincinnati 36, Dayton 33, Iowa State 33, James Madison 32, Grand Canyon 30, Miami 24, TCU 23, Wake Forest 21, Texas Tech 18, Ohio State 12, Seton Hall 11, Alabama 9, St. John's 8, Providence 7, Michigan State 7, Indiana State 5, South Carolina 3, Princeton 2, Villanova 1, **NEW MEXICO 1**, Northwestern 1

2023-24 Opponents in Bold

DENT DISHING IT OUT

- Donovan Dent is the only player in the nation with multiple games this season with 10 or more assists and no turnovers
- His two games of 10 assists/0 turnovers are tied for the most in a career by a Lobo (Marlon Parmer & Darrell McGee), but accomplished the feat in fewer career games
- He had a career-high 11 assists (and no turnovers) against Rice in the Ball Dawgs Classic on Nov. 22, the second-most assists in a zero turnover game in UNM history (T-most against a Division I opponent)
- He had 10 assists (and no turnovers) in the win over New Mexico State at The Pit on Dec. 2

RARE AIR FOR DENT

- Donovan Dent (16.6 ppg/6.2 apg) is one of three players nationally averaging at least 16 points and six assists per game (Isaiah Stevens of Colorado State, Xavier Johnson of Southern Illinois)
- Only one Lobo has ever finished a season averaging 16 points and six assists per game (Kelvin Scarborough [18.9 ppg/6.1 apg] in 1986-87)

YOU AREN'T ROBBING THE HOUSE, THE HOUSE IS ROBBING YOU

- Jaelen House has 29 steals in his nine games this season, including his ninth game at UNM with at least five steals wvs. Wyoming
- His 115 steals over the past two seasons ranks fifth nationally
- House is tied for the Mountain West lead in total steals (29), despite missing five games earlier this season
- He enters tonight's game 6th on UNM's career steals list with 183

MASH MOVING UP

- Jamal Mashburn, Jr. has moved into the top 20 in career scoring at UNM with 1,366 points (17th all-time)
- He needs 176 more points to crack the top 10 in Lobo career history
- Both Mashburn and Jaelen House have an opportunity this season to become the first ever Lobos to score at least 500 points in three consecutive seasons

TOPPIN HISTORIC DOUBLE-DOUBLES

- JT Toppin is making history with his double-doubles as a freshman, already posting four, the second-most in UNM freshman history
- Toppin became the first Lobo freshman to post consecutive double-doubles with his performances against UT Arlington (15p/10r) and Toledo (27p/11r)
- His 17-point/11-rebound performance in the MW opener at No. 13 Colorado State made history as the first-ever Lobo freshman double-double in a league opener and just the second-ever Lobo freshman double-double against a ranked opponent (Kenny Thomas had 30 pts/17 rebs vs. No. 10 Utah in the 1996 WAC Tournament final)
- He is just the fifth Lobo freshman to have multiple double-doubles in a season, joining Kenny Thomas (7 in 1995-96), Mark Walters (2 in 2002-03), John Robinson II (2 in 1998-99, both points/assists) and Alan Dolensky (2 in 1980-81)
- Toppin is one of just five freshman nationally to have at least four double-doubles this season

FRESHMAN AT THE PEAK

- JT Toppin (four times) and Tru Washington (once) have given UNM the Mountain West Freshman of the Week honor five times in the first nine weeks of the season
- Toppin became the first player to win the award four times over the first seven weeks of the season and is already T-4th for the most awards in a year

UNM CAREER GAMES WITH 10 ASSISTS/0 TURNSOVERS

2	Donovan Dent (2023-pres./48 games)
2	Marlon Parmer (2000-02/82 games)
2	Darrell McGee (1987-90/137 games)
1	Six tied

MOST STEALS SINCE 2022-23

146	Arturo Dean (FIU)
128	Kellen Tynes (Maine)
121	Tamin Lipsey (Iowa State)
119	Javon Bennett (Merrimack/Dayton)
115	Jaelen House (New Mexico)
111	Eric Gaines (UAB)

MOST UNM FRESHMAN DOUBLE-DOUBLES

7	Kenny Thomas (1995-96)
4	JT Toppin (2023-24)
2	Mark Walters (2002-03)
2	John Robinson II (1998-99)
2	Alan Dolensky (1980-81)

MOST MW FRESHMAN OF THE WEEK AWARDS

9	Tyson Degenhart (Boise St, 2021-22)
6	Darrion Williams (Nevada, 2022-23)
6	Rytis Petraitis (Air Force, 2022-23)
4	JT Toppin (New Mexico, 2023-24)
4	Ethan Taylor (Air Force, 2021-22)

QUICK FACTS

THE UNIVERSITY OF NEW MEXICO

Location	Albuquerque, N.M.
Founded	1889 by Territorial Legislature
Enrollment	21,982
Nickname	Lobos
Colors	Cherry (PMS 200) & Silver (PMS 428)
Conference	Mountain West
National Affiliation	NCAA Division I

President	Dr. Garnett S. Stokes
Director of Athletics	Eddie Nuñez
Deputy A.D.	Dave Williams
Facility	The Pit
Capacity	15,411
Age	Built in 1966 (Renovated in 2009-10)

DOUBLE TIME

DOUBLE-DOUBLES

	2023-24	CAREER	STREAK
JT Toppin	4	4	-
Nelly Junior Joseph	3	37	-
Donovan Dent	2	2	-
Tru Washington	1	1	-
Isaac Mushila	-	27	-
Jaalen House	-	2	-
Mustapha Amzil	-	2	-

DOUBLE FIGURE POINTS

	2023-24	CAREER	STREAK
Donovan Dent	13	19	7
JT Toppin	9	9	-
Nelly Junior Joseph	8	76%	8
Jamal Mashburn, Jr.	7	84%	6
Jaalen House	7	66%	6
Tru Washington	6	6	-
Jemarl Baker, Jr.	3	31%	-
Mustapha Amzil	2	38%	-
Braden Appelhans	2	2	-
Isaac Mushila	1	28%	-

DOUBLE FIGURE REBOUNDS

	2023-24	CAREER	STREAK
JT Toppin	5	5	-
Nelly Junior Joseph	4	41	-
Tru Washington	1	1	-
Isaac Mushila	-	31	-
Mustapha Amzil	-	3	-
Sebastian Forsling	-	1	-

BIG TIME GAMES

20-POINT GAMES

	2023-24	CAREER	STREAK
Donovan Dent	5	5	1
Jaalen House	3	23%	-
Jamal Mashburn, Jr.	2	33	-
JT Toppin	1	1	-
Tru Washington	1	1	-
Isaac Mushila	-	16	-
Nelly Junior Joseph	-	8	-
Jemarl Baker, Jr.	-	7	-
Mustapha Amzil	-	2	-

30-POINT GAMES (40 Point Games)

	2023-24	CAREER	STREAK
Jaalen House	-	4 (1)	-
Jamal Mashburn, Jr.	-	2	-
Jemarl Baker, Jr.	-	2 (1)	-

10-ASSIST GAMES

	2023-24	CAREER	STREAK
Donovan Dent	2	2	-
Jaalen House	-	2	-

% Career totals include games at previous schools (NCAA Division I)

COUNT IT, AND ONE!

AND ONES...

	2023-24	CAREER ^A
JT Toppin	6	6
Tru Washington	3	3
Jemarl Baker, Jr.	3 (1)	3 (1)
Jaalen House	2	26
Jamal Mashburn, Jr.	2 (1)	25 (1)
Donovan Dent	1	5
Nelly Junior Joseph	1	1
Mustapha Amzil	1	1
Sebastian Forsling	-	1

* made FG while fouled, followed by a made FT | ^A UNM career only | (#) - 4pt plays

OH NELLY!!

- Nelly Junior Joseph ranks in the top five in the Mountain West in double-doubles (5th - 3), offensive rebounds (2nd - 3.0) and rebounds (5th - 7.7)
- Against Eastern New Mexico on Dec. 29, Joseph had 11 points and 15 rebounds in the first half, the first Lobo to have a double-double at the half since Carlton Bragg at Wyoming in 2019
- Joseph's 15 first-half rebounds vs. ENMU were the most in a half by a Lobo in the Mountain West era (breaking the mark of 14 by Drew Gordon in the second half vs. Oklahoma State in 2011-12)

EXPERIENCED BAKER

- At age 25, Jemarl Baker, Jr. is the second-oldest player in Division I basketball this season (trails only BYU's Spencer Johnson)
- Now in his seventh season of collegiate basketball (first year with the Lobos after two years each at Kentucky, Arizona and Fresno State), the Pan American Center was the 48th different arena that Baker has played a game in during his career
- Baker will have a chance to play 50 career arenas before the Lobos' regular season is complete (adding the the Provident Credit Union Events Center at San Jose State and Viejas Arena at San Diego State)

OLDEST PLAYERS IN DIVISION I

Spencer Johnson (BYU)	Sept. 3, 1997
Jemarl Baker Jr. (UNM)	June 12, 1998
Jalen Jordan (MTSU)	June 19, 1998
Trevin Knell (BYU)	Sept. 26, 1998
Michael Hueitt, Jr. (Pitt)	Oct. 2, 1998

CAPTAINS NAMED

- Jamal Mashburn, Jr., Jaalen House and Jemarl Baker, Jr. were selected as the captains for the 2023-24 Lobos
- Mashburn is serving as captain for the third consecutive year, while House and Baker are captains for the first time in their career

HISTORIC SEASON-OPENING WIN

- New Mexico's 92-55 season-opening win over reigning SWAC Champion Texas Southern made history
- It was the third-largest margin of victory over the past decade for a season-opening win against a team coming off a NCAA Tournament appearance (trailing only a 42-point win by Baylor in 2015-16 over Stephen F. Austin and a 40-point win by Villanova over Mount St. Mary's in 2021-22)
- It was UNM's largest margin of victory in a season opener against a Division I opponent since a 92-40 win over New Orleans in the 2011-12 opener
- The 37-point win was the Lobos' largest against a Division I opponent in any game since an 83-43 win over Arkansas-Pine Bluff in December of 2016

BIGGEST SEASON-OPENING WIN

vs. NCAA TEAM (since 2014-15)
Baylor 97, SFA 55 ⁽¹⁵⁻¹⁶⁾
Nova 91, Mt. St. Mary's 51 ⁽²¹⁻²²⁾
UNM 92, TX Southern 55 ⁽²³⁻²⁴⁾
Texas 85, North Dakota St 50 ⁽¹⁴⁻¹⁵⁾
SFA 96, NC Central 64 ⁽¹⁹⁻²⁰⁾
S.Carolina 81, Holy Cross 49 ⁽¹⁶⁻¹⁷⁾

LOBOS PICKED THIRD IN MOUNTAIN WEST

- New Mexico was picked third in the preseason Mountain West poll
- It was the Lobos' highest projected finish since 2019-20 (when they were also selected third)
- San Diego State was picked to win the league, followed by Boise State, New Mexico, Nevada, Colorado State, UNLV, San Jose State, Fresno State, Utah State, Wyoming and Air Force

ON THE AIR

- New Mexico will play at least 18 games this season on national television
- 17 of UNM's 18 Mountain West games are televised, meaning 35 of the last 36 conference games have been on TV (2nd most in the conference)
- The Jan. 13 game against San Diego State is on CBS, marking the first regular-season network television broadcast of Lobo basketball since hosting UNLV on CBS in 2011-12

LOBOS SIGN TWO

- New Mexico signed two players during the November signing period for the class of 2024
- Kayde Dotson, a guard from Beaumont, Texas, and Jovan Milicevic, a forward from Toronto, Ont. (playing high school basketball in Arizona), are both ranked among the top 250 players in the class

UP NEXT

- New Mexico will return home to host No. 19 San Diego State on Saturday
- The game is noon and will air on CBS, marking the Lobos' first regular-season game on the network since 2011-12
- The teams split last year's series, each winning on the road



2023-24 LOBO BASKETBALL

2023-24 ROSTER

NO.	PLAYER	PRONUNCIATION	POS.	YR.	HT.	HOMETOWN	SOCIAL	
0	JEMARL BAKER, JR.	jamal	G	Grad,	6-5	Menifee, CA	X @jearlbakerjr	📷 jearlbakerjr
1	BRADEN APPELHANS	apple-hans	G	R-Fr.	6-7	Blue Springs, MO	X @AppelhansBraden	📷 bradenappelhans1
2	DONOVAN DENT		G	So.	6-2	Riverside, CA	X @Donovandent1	📷 donovandent2
3	TRU WASHINGTON		G	Fr.	6-4	Phoenix, AZ	X @washington_tru	📷 truwashington
5	JAMAL MASHBURN, JR.		G	Sr.*	6-2	Miami, FL	X @its_jaymashjr	📷 jamashburn1
10	JAELEN HOUSE		G	Grad.	6-0	Phoenix, AZ	X @jaelenhouse10	📷 jaelenhouse
11	QUINTON WEBB		G	R-Fr.	6-6	San Bernardino, CA	X @quintonwebb5	📷 quintonwebb11
12	ISAAC MUSHILA	moo-SHE-la	F	Grad.	6-5	Lubumbashi, DR Congo	X @ike_mushila	📷 ike_m12
15	JT TOPPIN		F	Fr.	6-9	Dallas, Texas	X @JToppin5	📷 j1izzle
20	DERAJE AGBAOSI	derr-ah-ZHAY ag-BOW-see	F	Jr.	6-7	Union, NJ		📷 _deraje
21	SEBASTIAN FORSLING		C	Jr.	7-0	Floda, Sweden	X @SebastianFor5	📷 forsling_sebastian
22	MUSTAPHA AMZIL	AHM-seel	F	Sr.*	6-9	Helsinki, Finland	X @CantStaphMe	📷 mustaphaamzil
23	NELLY JUNIOR JOSEPH		F	Sr.*	6-10	Benin City, Nigeria	X @eazynelz	📷 eazynelz
24	SHANE DOUMA-SANCHEZ	DUE-ma	G	Fr.	6-1	Laguna Pueblo, NM	X @ds32_shaneshane	📷 saucy_shaneshane

* has a super senior year available due to COVID

Head Coach	Richard Pitino	3rd Season / Providence, 2005
Assistant Coach	Isaac Chew	3rd Season / Avila, 1999
Assistant Coach	Tarvish Felton	2nd Season / Southern Utah, 1999
Assistant Coach	Aaron Katsuma	1st Season / Minnesota, 2014
Special Assistant to the Head Coach	Dave Pilipovich	3rd Season / Thiel, 1986
Strength & Conditioning Coach	Matthew Flores	3rd Season / Arizona State, 2012
Video Coordinator	Danny Walters	2nd Season / Texas A&M, 2020
Administrative Assistant	Peyton Stephens	3rd Season / Texas A&M, 2019
Sports Medicine	Ben Felz	2nd Season / Eastern Kentucky, 2009
Communications	Steve Kirkland	3rd Season / Penn State, 2001

THE LAST TIME

A NEW MEXICO PLAYER...

- **Scored 30 points:** Jamal Mashburn, Jr. (31) at San Jose State (2/17/23)
- **Scored 35 points:** Jaelen House (42) at Air Force (2/5/22)
- **Scored 40 points:** Jaelen House (42) at Air Force (2/5/22)
- **Two players with 20 points:** Jaelen House (28) and Tru Washington (21), vs. New Mexico State (12/2/23)
- **Two players with 25 points:** Jamal Mashburn, Jr. (27) and JT Toppin (27), vs. Toledo (11/21/23)
- **Three players with 20 points:** Corey Manigault (28), Zane Martin (23) & Vance Jackson (20) vs. Wyoming (2/8/20)
- **20-point game off the bench:** Tru Washington (21) vs. New Mexico State (12/2/23)
- **20-points in one half:** Jaelen House (26¹) vs. New Mexico State (12/2/23)
- **A player with back-to-back 30-point games:** Ruben Douglas (2/24/03-3/1/03)
- **One player scored in double figures:** at Air Force (2/24/21)
- **No players scored in double figures:** at Boise State (12/23/20)
- **Five players scored in double figures:** vs. Eastern New Mexico (12/29/23)
- **All five starters scored in double figures:** vs. Pepperdine (11/24/23)
- **Six players scored in double figures:** Wyoming (1/19/19)
- **Had 15 rebounds:** Nelly Junior Joseph (16) vs. Eastern New Mexico (12/29/23)
- **Had 20 rebounds:** Carlton Bragg (20) at Wyoming (3/9/19)
- **Two players with 10 rebounds:** JT Toppin (11) & Nelly Junior Joseph (10) vs. Toledo (11/21/23)
- **Double-Double:** JT Toppin at Colorado State (1/2/24)
- **Two players had a double-double:** Morris Udeze & Jaelen House at Nevada (1/23/23)
- **Three players had a double-double:** Corey Manigault, Zane Martin & Vance Jackson (20) vs. Wyoming (2/8/20)
- **Double-Double with points and assists:** Donovan Dent vs. New Mexico State (12/2/23)
- **Four Double-Doubles in a row:** Morris Udeze (1/7/23-1/17/23)
- **Triple-Double:** Luc Longley vs. Penn State (3/28/90) *NIT*
- **20 points and 20 rebounds:** Carlton Bragg (22/20) at Wyoming (3/9/19)
- **10 assists:** Donovan Dent (10) vs. Donovan Dent (12/2/23)
- **5 Blocked Shots:** Joe Furstinger (5) vs. Boise State (2/18/17)
- **5 Steals:** Jaelen House (5) vs. Wyoming (1/6/24)
- **Led UNM in Points, Rebounds and Assists:** Makuach Malauch at Fresno State (1/30/21)
- **Hit a last second shot to win a game (1.0 or later):** Donovan Dent vs. UT Arlington (11/16/23), layup with 0.5 left to win 82-80
- **Played the entire game:** Jaelen House at Air Force (2/5/22)
- **Played 40 or more minutes:** Four players at Nevada (2ot) (1/23/23)

NEW MEXICO TEAM...

- **Won in Overtime:** 81-79 vs. Boise State (1/20/23)
- **Lost in Overtime:** 94-97 at Nevada (2ot) (1/23/23)
- **Played Two Overtimes:** L, 94-97 (2ot) at Nevada (1/23/23)
- **Played Three Overtimes:** W, 104-99 (3ot) vs. Fresno State (3/8/96) *WACT*
- **Shot 70 percent for a Half:** 73.3 (22-30)², vs. Houston Baptist (12/22/19)
- **Shot 60 percent in a Game:** 60.4 (32-53) vs. New Mexico State (12/2/23)
- **Shot less than 30 percent in a Game:** 26.8 (15-56) vs. Utah State (1/6/21)
- **Shot 90 percent from the free throw line:** 95.0 (19-20) vs. N. Colorado (11/27/22)
- **Shot 50 percent from 3-point line:** 56.0 (14-25) vs. New Mexico State (12/2/23)
- **Shot less than 30 percent in a half:** 27.6 (8-29)¹, vs. Air Force (2/26/22)
- **Shot less than 20 percent in a half:** 19.2 (5-26)¹, vs. Utah State (1/6/21)
- **Shot 55 percent or better and lost:** 59.6 (31-52) vs. New Mexico State (11/17/18)
- **Attempted 50 FTs:** 52 at UTEP (1/2/08)
- **Made 30 FTs:** 36 vs. UTSA (12/10/22)
- **Made 10 3-pt FGs:** 11, vs. Eastern New Mexico (12/29/23)
- **Failed to make a 3-pt FG:** vs. Washington State (12/25/15)
- **Had 50 rebounds:** 53, vs. Texas Southern (11/6/23)
- **Had 25 assists:** 26, vs. San Jose State (1/23/21)
- **Had 15 steals:** 16, vs. Wyoming (1/6/24)
- **Had 10 blocks:** 14, vs. Prairie View A&M (12/20/22)
- **Scored 50 pts in a half:** 51², vs. New Mexico State (12/2/23)
- **Scored 60 pts in a half:** 61², vs. Houston Baptist (12/22/19)
- **Scored 100 pts (MW):** 108, at Colorado State (2/28/18)
- **Scored 100 pts (non-conf):** 106, vs. New Mexico State (12/2/23)
- **Scored under 20 pts in 1st half:** 19, at Fresno State (1/28/21)
- **Scored under 20 pts in 2nd half:** 18, at UNLV (1/18/21)
- **Scored under 50 pts in a game:** 46, at UNLV (1/18/21)
- **Never trailed:** vs. Pepperdine (11/24/23)

AN OPPOSING PLAYER...

- **Scored 30 points:** Justin Harmon (32), Utah Valley (3/15/23) *NIT*
- **Scored 35 points:** Hunter Maldonado (36), Wyoming (3/8/23) *MWT*
- **Scored 40 points:** Jordan Caroline (45), Nevada (1/7/17)
- **Two players with 20 points:** Dante Maddox, Jr (23) & Ra'Heim Moss (22), Toledo (11/21/23)
- **Two players with 25 points:** Graham Ike (29) & Hunter Maldonado (25), at Wyoming (1/22/22)
- **Three players with 20 points:** Will Baker (28), Jarod Lucas (22) & Kenan Blackshear (20), at Nevada (1/13/23)
- **20-point game off the bench:** Max Rice (22), Boise State (12/20/23)
- **One player scored in double figures:** UC Irvine (12/20/23)
- **No players scored in double figures:** ULM (12/13/14)
- **Five players scored in double figures:** UNLV (1/7/23)
- **All five starters scored in double figures:** Utah State (1/8/22)
- **Six players scored in double figures:** Utah State (1/8/22)
- **Had 15 rebounds:** Graham Ike (15), at Wyoming (1/22/22)
- **Had 20 rebounds:** Ryan Watkins (22), Boise State (1/21/14)
- **Two players with 10 rebounds:** Aziz Bandaogo (11) & Tim Fuller (10), Utah Valley (3/15/23) *NIT*
- **Double-Double:** Nique Clifford, at Colorado State (1/2/24)
- **Two players had a double-double:** Shemar Wilson & DaJuan Gordon, UT Arlington (11/16/23)
- **Double-Double with points and assists:** Isaiah Stevens, at Colorado State (3/3/23)
- **Triple-Double:** Omari Moore, at San Jose State (2/20/22)
- **10 assists:** Isaiah Stevens (13), at Colorado State (3/3/23)
- **5 Blocked Shots:** Neemias Queta (5), Utah State (1/6/21)
- **5 Steals:** Kenan Blackshear (5), at Nevada (1/23/23)
- **Hit a last second shot to win a game (1.0 or later):** Lamont Butler, San Diego State (2/25/23), three-pointer as time expired to win 73-71

OPPONENT TEAM...

- **Shot 70 percent for a Half:** 73.1 (19-26)², at Air Force (2/10/23)
- **Shot 60 percent in a Game:** 66.0 (35-53) at Air Force (2/10/23)
- **Shot less than 30 percent in a Game:** 29.4 (20-68), Texas Southern (11/6/23)
- **Shot 90 percent from the free throw line:** 92.9 (13-14), Wyoming (2/14/23)
- **Shot 50 percent from 3-point line:** 50.0 (12-24), Pepperdine (11/24/23)
- **Shot less than 30 percent in a half:** 28.0 (7-25)², UC Santa Barbara (12/6/23)
- **Shot less than 20 percent in a half:** 18.5 (5-27)¹, at Fresno State (1/28/21)
- **Shot 55 percent or better and lost:** 57.8 (37-64) at Wyoming (2/20/18)
- **Attempted 50 FTs:** 50, New Mexico State (12/11/82)
- **Made 30 FTs:** 35, Utah State (3/14/19)
- **Made 10 3-pt FGs:** 12, Pepperdine (11/24/23)
- **Failed to make a 3-pt FG:** New Mexico State (12/16/15)
- **Had 50 rebounds:** 52, Boise State (1/15/22)
- **Had 25 assists:** 27, at Colorado State (3/3/21)
- **Had 15 steals:** 15, UAB (11/25/21)
- **Had 10 blocks:** 10, Utah State (1/6/21)
- **Scored 50 pts in a half:** 52², Toledo (11/21/23)
- **Scored 60 pts in a half:** 61², at Wyoming (2/20/18)
- **Scored 100 pts (MW):** 105, at Colorado State (1/15/20)
- **Scored 100 pts (non-conf):** 100, at New Mexico State (12/4/18)
- **Scored under 20 pts in 1st half:** 19, at Fresno State (1/28/21)
- **Scored under 20 pts in 2nd half:** 19, New Mexico State (12/3/14)
- **Scored under 50 pts in a game:** 46, Northern New Mexico (2/11/22)
- **Never trailed:** at Saint Mary's (11/9/23)

COMEBACKS...

	New Mexico Comeback	Opponent Comeback
Trailing at Half	Wyoming (3/8/23) ^{35-38 / 87-76}	San Diego St (2/25/23) ^{27-37 / 73-71}
Trailing w/8:00 left	vs. USF (12/12/22) ^{52-54 / 67-64}	San Diego St (2/25/23) ^{51-56 / 73-71}
Trailing w/4:00 left	vs. USF (12/12/22) ^{56-62 / 67-64}	Nevada (2/7/23) ^{67-68 / 77-76}
Trailing w/2:00 left	at Wyoming (12/31/22) ^{72-74 / 76-75}	NM State (12/6/21) ^{64-65 / 78-76(ot)}
Trailing w/1:00 left	at NMSU (12/15/23) ^{68-72 / 73-72}	Utah St (1/8/22) ^{72-73 / 90-87(ot)}
Trailing any pt in final 30 sec of 2nd half or 30 sec of OT	at NMSU (12/15/23) ^{71-72(30) / 73-72}	SDSU (2/25/23) ^{70-71 (06) / 73-71}

UPDATED CAREER RECORD BOOK

CAREER SCORING LEADERS

Rk.	Player	Years	Points
1.	Charles Smith	1994-97	1,993
2.	Kenny Thomas	1996-99	1,931
3.	Lamont Long	1997-00	1,840
4.	Clayton Shields	1995-98	1,837
5.	Kendall Williams	2011-14	1,813
6.	Ruben Douglas	2001-03	1,782
7.	Luc Longley	1988-91	1,769
8.	Hunter Greene	1984-88	1,745
9.	Rob Robbins	1988-91	1,739
10.	Willie Long	1969-71	1,542
11.	Mel Daniels	1965-67	1,537
12.	Phil Smith	1981-84	1,477
13.	Kelvin Scarborough	1984-87	1,469
14.	Dairese Gary	2008-11	1,458
15.	Willie Banks	1989-92	1,394
16.	Kenny Page	1980-81	1,387
17.	Jamal Mashburn, Jr.	2022-pres.	1,366
18.	Makuach Maluach	2018-21	1,308
19.	Francis Grant	1960-62	1,282
20.	Elijah Brown	2016-17	1,276
21.	Tony Danridge	2005-09	1,260
22.	Marvin Johnson	1977-78	1,246
23.	Cameron Bairstow	2011-14	1,239
24.	Jaelen House	2022-pres.	1,213
25.	Mark Walters	2003-06	1,200
26.	Roman Martinez	2007-10	1,159
27.	Charlie Thomas	1988-89	1,158
28.	Johnny Brown	1985-86	1,157
29.	Phillip McDonald	2009-12	1,146
30.	David Chiotti	2003-06	1,145
31.	Ike Williams	1991-93	1,086
32.	Chad Toppert	2006-09	1,067
33.	Ira Harge	1963-64	1,016
34.	Rob Loeffel	1986-89	1,011
35.	Alex Kirk	2011-14	1,010
	Ron Becker	1968-70	1,010
37.	Hugh Greenwood	2012-15	1,006

CAREER FT% LEADERS (min 150 attempts)

Rk.	Player	Years	FT-FTA	Avg.
1.	Rob Robbins	1988-91	309-348	.888
2.	Anthony Mathis	2016-19	168-191	.880
3.	Jaelen House	2022-pres.	326-376	.867
4.	Elijah Brown	2016-17	399-475	.840
5.	Tommy Roberts	1971-73	188-225	.836
6.	Ruben Douglas	2001-03	488-588	.830
7.	Greg Brown	1993-94	168-204	.824
8.	Tony Snell	2011-13	165-201	.821
9.	Ron Nelson	1967-68	156-191	.817
10.	Bob Martin	1956-58	170-210	.810
11.	Chad Toppert	2006-09	139-172	.808
12.	Pat King	1973-75	130-161	.807
13.	Jamal Mashburn, Jr.	2022-pres.	291-362	.804
14.	Dan Darrow	1951-53	162-202	.802
	Jamaal Smith	2007-08	158-197	.802
	Marlow White	1994-95	178-222	.802
17.	Mike Lucero	1962-64	192-241	.797
	Damion Walker	1999-00	244-306	.797
19.	Skip Kruzich	1963-65	195-245	.796
20.	Russ Nystedt	1952-54	159-200	.795

CAREER ASSIST LEADERS

Rk.	Player	Years	Assists
1.	Darrell McGee	1987-90	684
2.	Phil Smith	1981-84	630
3.	Kendall Williams	2011-14	617
4.	Kelvin Scarborough	1984-87	574
5.	Dairese Gary	2008-11	564
6.	Petie Gibson	1969-71	560
7.	David Gibson	1995-98	460
8.	Willie Banks	1989-92	419
9.	Marlon Parmer	2000-02	384
10.	Hugh Greenwood	2012-15	372
11.	Charles Smith	1994-97	358
12.	Hunter Greene	1984-88	354
13.	Mike Winters	1984-87	351
14.	Rob Robbins	1988-91	350
15.	Jaelen House	2022-pres.	326
16.	Luc Longley	1988-91	317
17.	Royce Olney	1995-98	312
18.	Lamont Long	1997-00	301
19.	Russell Saunders	1978-79	271
20.	Mark Walters	2003-06	269

CAREER STEAL LEADERS

Rk.	Player	Years	Steals
1.	Kelvin Scarborough	1984-87	235
2.	Hunter Greene	1984-88	203
3.	Phil Smith	1981-84	197
4.	Kendall Williams	2011-14	186
5.	Lamont Long	1997-00	184
6.	Jaelen House	2022-pres.	183
7.	Willie Banks	1989-92	182
8.	Charles Smith	1994-97	178
9.	Darrell McGee	1987-90	168
10.	Dairese Gary	2008-11	162
11.	Mark Walters	2003-06	153
12.	Hugh Greenwood	2012-15	149
13.	David Gibson	1995-98	145
14.	Alan Dolensky	1981-84	142
15.	Roman Martinez	2007-10	136

CAREER FREE THROW LEADERS

Rk.	Player	Years	FTs
1.	Kendall Williams	2011-14	556
2.	Phil Smith	1981-84	547
3.	Dairese Gary	2008-11	537
4.	Kenny Thomas	1996-99	534
5.	Ruben Douglas	2001-03	488
6.	Kelvin Scarborough	1984-87	441
7.	Willie Long	1969-71	422
8.	Cameron Bairstow	2011-14	401
9.	Elijah Brown	2016-17	399
	Lamont Long	1997-00	399
11.	Luc Longley	1988-91	377
12.	Hunter Greene	1984-88	359
13.	Mel Daniels	1965-67	349
14.	Jaelen House	2022-pres.	326
15.	Toby Roybal	1953-56	319
16.	Ron Becker	1968-70	317
17.	Charles Smith	1994-97	312
18.	Rob Robbins	1988-91	309
19.	Willie Banks	1989-92	298
20.	Jamal Mashburn, Jr.	2022-pres.	291

CAREER FIELD GOAL LEADERS

Rk.	Player	Years	FGs
1.	Charles Smith	1994-97	737
2.	Luc Longley	1988-91	696
3.	Kenny Thomas	1996-99	666
4.	Hunter Greene	1984-88	650
5.	Lamont Long	1997-00	647
6.	Clayton Shields	1995-98	641
7.	Mel Daniels	1965-67	594
8.	Rob Robbins	1988-91	583
9.	Willie Banks	1969-71	560
10.	Kenny Page	1980-81	553
11.	Ruben Douglas	2001-03	538
12.	Kendall Williams	2011-14	526
13.	Willie Banks	1989-92	509
	Francis Grant	1960-62	509
15.	Kelvin Scarborough	1984-87	499
16.	Marvin Johnson	1977-78	490
17.	Tony Danridge	2005-09	485
18.	Jamal Mashburn, Jr.	2022-pres.	483
19.	Charlie Thomas	1988-89	472
20.	Makuach Maluach	2018-21	467



2023-24 LOBO BASKETBALL

NEW MEXICO LOUISIANA TECH

74
65

GAME #7
Nov. 29, 2023
The Pit (10,216)
Albuquerque, NM

LT (5-2)	FG	3FG	FT	O-D-T	PF	TP	A	TO	BS	S	MP
13 Batcho*	2-11	0-0	5-7	4-8-12	1	9	0	1	1	0	24
22 I.Crawford*	9-22	3-7	3-3	3-5-8	4	24	3	5	2	1	38
1 Chavez*	0-3	0-2	0-0	0-2-2	2	0	0	0	0	0	8
3 Henry*	1-3	1-3	0-0	0-3-3	2	3	0	0	0	1	21
4 Newman*	0-1	0-0	1-2	0-1-1	1	1	2	3	0	0	16
0 Ree	2-3	2-3	0-0	0-0-0	3	6	1	0	0	1	12
2 Mangum	1-4	1-2	2-2	0-1-1	0	5	0	0	2	1	17
11 Henderson	0-3	0-1	0-0	0-2-2	3	0	2	1	0	1	22
14 Allen	2-2	0-0	1-3	1-1-2	3	5	0	1	0	0	17
20 J.Crawford	4-7	1-1	3-4	0-2-2	0	12	0	1	0	0	25
TEAM	24-6										
Totals	21-59	8-19	15-21	10-29-39	19	65	8	11	6	5	200
UNM (6-1)	FG	3FG	FT	O-D-T	PF	TP	A	TO	BS	S	MP
15 Toppin*	4-7	0-0	0-1	5-2-7	5	8	0	0	2	2	28
23 Joseph*	4-6	0-0	3-5	4-7-11	4	11	2	1	4	1	29
0 Baker*	6-9	6-9	0-0	0-3-3	4	18	2	1	0	0	25
2 Dent*	2-8	0-0	4-6	0-5-5	0	8	4	6	1	1	26
10 House*	4-15	1-6	7-9	0-6-6	4	16	4	0	0	2	33
1 Appelhans	0-3	0-3	0-0	0-1-1	1	0	1	0	0	0	9
3 Washington	4-8	2-3	0-0	1-3-4	2	10	3	1	1	1	25
11 Webb	0-1	0-0	0-0	1-1-2	0	0	0	0	0	0	4
22 Amzli	1-9	0-3	1-1	1-2-3	0	3	0	0	0	1	21
TEAM	3-2-5										
Totals	25-66	9-24	15-22	15-32-47	20	74	16	9	8	8	200
Louisiana Tech	1st 2nd Total FG% 3FG% FT%										
New Mexico	28	37	65	35.6	42.1	71.4					
	35	39	74	37.9	37.5	68.2					

Points in the Paint-LT 26, UNM 30; Points off Turnovers-LT 10, UNM 14
2nd Chance Points-LT 11, UNM 16; Fast Break Points-LT 17, UNM 15
Bench Points-LT 28, UNM 13. Score Tied-1 time. Lead changed-2 times.
Largest lead-LT by 5 1st-17:05, UNM by 18 2nd-10:04.
LT led for 2:58, UNM led for 35:07. Game tied 1:55.
Officials: Mike Littlewood, Shawn Lehigh, Tommy Nunez
Technical: none

NEW MEXICO NEW MEXICO ST

106
62

GAME #8
Dec. 2, 2023
The Pit (15,435)
Albuquerque, NM

NMSU (4-6)	FG	3FG	FT	O-D-T	PF	TP	A	TO	BS	S	MP
1 Ezeagu*	5-6	0-0	3-5	2-3-5	4	13	0	2	0	2	27
21 Carpenter*	1-5	0-3	0-0	0-1-1	4	2	0	0	0	0	16
0 Jackson-Posey*	2-4	1-1	0-0	0-2-2	5	5	3	4	0	0	15
3 Cook*	4-10	1-5	0-0	0-1-1	3	9	2	0	1	1	37
11 Odukale*	4-8	0-1	10-14	3-4-7	5	18	3	6	1	1	31
5 Dorsey	1-2	1-2	0-0	0-0-0	2	3	0	0	0	0	9
13 Harris	1-9	0-4	0-0	0-1-2	2	2	0	3	0	1	28
14 Yaak	0-0	0-0	0-0	0-0-0	0	0	0	0	0	0	2
24 Kanyanga	0-0	0-0	0-0	0-0-1	2	0	0	0	0	0	10
25 Jackson	1-4	0-2	8-9	2-5-7	2	10	0	1	1	0	25
TEAM	3-4-7										
Totals	19-48	3-18	21-28	11-22-33	29	62	8	17	3	5	200
UNM (7-1)	FG	3FG	FT	O-D-T	PF	TP	A	TO	BS	S	MP
15 Toppin*	1-1	0-0	3-5	1-2-3	3	5	0	0	1	2	14
23 Joseph*	1-2	0-0	2-2	1-1-2	2	4	1	1	1	0	17
0 Baker*	2-4	2-4	0-0	0-0-0	3	6	2	0	0	0	15
2 Dent*	5-13	0-2	2-7	1-0-1	0	12	10	0	1	2	27
10 House*	9-11	5-6	5-5	0-3-3	2	28	4	1	0	4	26
1 Appelhans	2-3	2-3	2-2	0-0-0	0	8	0	0	0	1	7
3 Washington	5-7	3-4	8-10	1-4-5	3	21	6	1	0	1	29
11 Webb	3-6	1-4	0-2	1-2-3	4	7	0	0	0	0	15
12 Mushila	1-1	1-1	3-4	2-4-6	1	6	0	1	0	0	17
21 Forsling	1-1	0-0	0-0	0-2-2	2	2	0	2	1	0	14
22 Amzli	2-4	0-1	3-4	0-1-1	4	7	1	0	1	0	17
TEAM	1										
Totals	32-53	14-25	28-41	9-22-31	24	106	24	7	5	10	200
New Mexico State	1st 2nd Total FG% 3FG% FT%										
New Mexico	32	30	62	39.6	16.7	75.0					
	55	51	106	60.4	56.0	68.3					

Points in the Paint-NMSU 28, UNM 34; Points off Turnovers-NMSU 10, UNM 19
2nd Chance Points-NMSU 10, UNM 13; Fast Break Points-NMSU 0, UNM 21
Bench Points-NMSU 15, UNM 51. Score Tied-2 times. Lead changed-1 time.
Largest lead-NMSU by 3 1st-19:20, UNM by 46 2nd-1:32.
NMSU led for 1:20, UNM led for 36:56. Game tied 1:44.
Officials: Michael Irving, David Hall, Eric Curry
Technical: NMSU-Odukale; UNM-Washington

NEW MEXICO UC SANTA BARBARA

84
61

GAME #9
Dec. 6, 2023
The Pit (10,311)
Albuquerque, NM

UCSB (4-3)	FG	3FG	FT	O-D-T	PF	TP	A	TO	BS	S	MP
21 Traore*	8-12	0-0	2-4	2-3-5	1	18	0	2	0	0	26
23 Bland*	4-8	0-1	0-1	2-2-4	4	8	0	2	3	1	24
1 Pierre-Louis*	1-1	0-0	0-0	0-1-1	2	2	2	2	0	0	17
4 Anderson*	2-11	1-8	0-0	0-2-2	0	5	1	3	0	1	35
13 Mitchell*	4-17	0-2	14-14	2-3-5	1	22	5	3	0	2	33
7 Belic	0-4	0-2	0-0	0-5-5	3	0	0	0	0	0	21
10 Fontenot	2-5	2-4	0-0	0-4-4	0	6	3	2	0	0	30
12 Kiprutu	0-0	0-0	0-0	1-3-4	1	0	0	0	0	0	14
TEAM	2-1-3										
Totals	21-58	3-17	16-19	9-24-33	12	61	11	19	3	4	200
UNM (8-1)	FG	3FG	FT	O-D-T	PF	TP	A	TO	BS	S	MP
15 Toppin*	8-9	2-3	0-1	2-2-4	0	18	1	0	3	2	25
23 Joseph*	3-5	0-0	0-0	2-6-8	1	6	0	3	1	1	27
0 Baker*	3-6	1-4	1-1	0-1-1	1	8	2	0	0	0	19
2 Dent*	9-15	1-1	4-6	0-1-1	2	23	8	2	2	2	35
10 House*	2-10	1-5	0-0	0-0-0	3	5	4	3	0	4	26
1 Appelhans	1-1	1-1	0-0	1-0-1	0	3	0	1	0	0	3
3 Washington	7-11	1-2	2-2	2-4-6	3	17	4	2	0	2	22
11 Webb	2-3	0-0	0-0	0-3-3	3	4	0	1	0	2	15
12 Mushila	0-2	0-1	0-0	1-8-9	2	0	0	1	0	0	17
21 Forsling	0-0	0-0	0-0	0-0-0	1	0	0	0	0	0	2
22 Amzli	0-6	0-4	0-0	0-2-2	1	0	0	0	0	0	9
TEAM	3-3-6										
Totals	35-68	7-22	7-10	11-30-41	18	84	19	13	6	13	200
UC Santa Barbara	1st 2nd Total FG% 3FG% FT%										
New Mexico	35	26	61	36.2	17.6	84.2					
	42	42	84	51.5	31.8	70.0					

Points in the Paint-UCSB 32, UNM 54; Points off Turnovers-UCSB 16, UNM 22
2nd Chance Points-UCSB 11, UNM 12; Fast Break Points-UCSB 8, UNM 23
Bench Points-UCSB 6, UNM 24. Score Tied-3 times. Lead changed-2 times.
Largest lead-UCSB by 2 1st-18:43, UNM by 26 2nd-4:59.
UCSB led for 0:41, UNM led for 38:08. Game tied 1:11.
Officials: Mike Reed, Randy Richardson, Justin Shamion
Technical: UNM-House, Coach Pitino

NEW MEXICO SANTA CLARA

93
76

GAME #10
Dec. 9, 2023
Dollar Loan Center
Henderson, NV

SCU (7-3)	FG	3FG	FT	O-D-T	PF	TP	A	TO	BS	S	MP
13 O'Neil*	2-3	0-1	0-0	0-0-0	4	4	1	2	0	0	11
10 Caffaro*	0-1	0-0	4-4	1-3-4	1	4	2	0	0	0	18
13 Tilly*	1-5	0-0	0-0	0-2-2	1	2	2	5	1	1	14
4 Bal*	2-4	1-3	8-8	0-4-4	1	13	5	4	0	3	28
22 Marshall*	0-3	0-1	0-0	0-4-4	2	0	0	7	0	0	21
0 Knapper	2-4	2-3	2-2	0-0-0	0	8	0	1	1	0	18
1 Bryan	3-5	1-1	0-2	0-1-1	3	7	0	3	1	0	16
2 Hammond	3-7	1-2	0-0	0-1-1	2	7	3	1	0	1	13
3 Akametu	2-4	0-2	2-2	4-1-5	2	6	1	1	0	0	13
15 Benjamin	0-2	0-1	7-8	0-0-0	0	7	0	1	0	0	14
21 Tongue	6-9	1-1	3-4	1-1-2	4	16	0	0	0	0	18
44 Ensminger	1-4	0-2	0-0	1-2-3	3	2	2	0	1	0	16
TEAM	2-3-5										
Totals	22-51	6-17	26-30	9-22-31	23	76	16	26	4	5	200
UNM (9-1)	FG	3FG	FT	O-D-T	PF	TP	A	TO	BS	S	MP
15 Toppin*	5-8	0-0	1-4	2-4-6	2	11	0	2	2	1	24
23 Joseph*	3-4	0-0	1-2	1-5-6	4	7	0	1	0	0	18
0 Baker*	6-8	4-6	1-1	0-0-0	1	17	1	1	0	2	26
2 Dent*	10-14	0-1	2-3	1-5-6	3	22	4	3	0	3	31
10 House*	3-12	0-5	3-4	0-1-1	4	9	3	0	0	6	22
1 Appelhans	0-0	0-0	0-0	0-0-0	1	0	0	1	0	0	2
3 Washington	3-6	0-1	5-7	2-2-4	3	11	1	3	0	1	29
11 Webb	1-2	0-1	0-0	0-1-1	3	2	0	3	0	2	10
12 Mushila	2-8	0-1	7-8	4-3-7	0	11	0	0	0	2	22
21 Forsling	0-0	0-0	1-2	0-0-0	1	1	1	0	0	0	5
22 Amzli	0-2	0-1	2-2	1-0-1	3	2	2	1	0	1	11
TEAM	4-1-5										
Totals	33-64	4-16	23-33	15-22-37	26	93	12	15	2	18	200
Santa Clara	1st 2nd Total FG% 3FG% FT%										
New Mexico	27	49	76	43.1	35.3	86.7					
	47	46	93	51.6	25.0	69.7					

Points in the Paint-SC 24, UNM 56; Points off Turnovers-SC 16, UNM 27
2nd Chance Points-SC 11, UNM 20; Fast Break Points-SC 4, UNM 11
Bench Points-SC 53, UNM 27. Score Tied-0 times. Lead changed-2 times.
Largest lead-SC by 1 1st-17:18, UNM by 23 2nd-1:30.
SC led for 1:02, UNM led for 38:36, Game tied 0:22.
Officials: DG Nelson, Casey McClellan, Jeff Malham
Technical: UNM-House, Coach Pitino

NEW MEXICO NEW MEXICO ST.

73
72

GAME #11
Dec. 15, 2023
Pan American Center (5,182)
Las Cruces, NM

UNM (10-1)	FG	3FG	FT	O-D-T	PF	TP	A	TO	BS	S	MP
15 Toppin*	8-14	0-1	2-3	8-3-11	1	18	0	5	0	1	30
23 Joseph*	4-7	0-0	2-7	1-5-6	3	10	0	2	0	5	29
0 Baker*	1-2	1-2	0-0	0-4-4	1	3	2	0	0	0	27
2 Dent*	6-14	0-1	2-2	1-4-4	2	14	6				



2023-24 LOBO BASKETBALL

NEW MEXICO EASTERN NM **87** **54**

GAME #13
Dec. 29, 2023
The Pit (11,962)
Albuquerque, NM

	FG	3FG	FT	O-D-T	PF	TP	A	TO	BS	S	MP
ENMU (8-2)											
0 Ealy*	5-14	0-2	1-5	0-2-2	1	11	2	3	0	1	31
1 Whitley*	1-5	0-0	3-4	1-6-7	4	5	1	1	2	1	23
33 Murillo*	4-6	0-0	0-2	4-8-12	2	8	1	1	0	0	25
2 Love*	3-11	2-8	2-4	0-2-2	3	10	1	1	0	0	28
3 Bennett*	1-5	0-1	0-0	0-3-3	3	2	2	3	0	0	35
11 Hodnett	0-6	0-4	1-2	1-2-3	2	1	1	1	0	1	25
12 Holman	0-2	0-2	0-0	0-0-0	0	0	0	0	0	0	3
15 Koroll	2-4	0-0	0-1	2-3-5	1	4	0	0	1	0	11
22 Bossinakis	1-2	1-2	0-0	0-0-0	0	3	1	0	0	0	3
44 Luczynski	4-6	0-0	2-3	0-2-2	4	10	2	5	0	1	15
TEAM				2-4-6							
Totals	21-61	3-19	9-21	10-32-42	20	54	11	15	3	4	200
UNM (12-1)											
15 Toppin*	3-4	0-0	1-1	2-5-7	3	7	0	1	0	1	17
23 Joseph*	5-6	0-0	3-10	4-12-16	2	13	2	2	3	4	23
0 Baker*	1-5	0-2	0-1	0-2-2	0	2	5	0	0	1	30
5 Mashburn*	6-18	2-9	3-4	0-1-1	0	17	0	1	0	0	27
10 House*	9-20	4-9	0-0	0-3-3	3	22	5	0	1	2	27
1 Appelhans	5-8	4-6	0-0	0-2-2	2	14	3	1	1	1	20
11 Webb	0-3	0-2	0-0	2-1-3	3	0	0	0	0	2	17
12 Mushlia	0-3	0-1	1-2	3-4-7	2	1	1	0	0	2	17
21 Forsling	0-1	0-1	0-2	1-2-3	2	0	1	0	0	0	9
22 Amzili	4-6	1-2	2-3	0-2-2	1	11	1	1	0	0	14
TEAM				2-4-6							
Totals	33-74	11-32	10-23	14-38-52	18	87	18	6	5	13	200
Eastern New Mexico	1st 2nd		Total			FG%	3FG%	FT%			
New Mexico	23 31 54				34.4	15.8	42.9				
	43 44 87				44.6	34.4	43.5				

Points in the Paint-ENMU 32, UNM 38; Points off Turnovers-ENMU 2, UNM 17
 2nd Chance Points-ENMU 7, UNM 8; Fast Break Points-ENMU 9, UNM 23
 Bench Points-ENMU 18, UNM 26. Score Tied-2 times. Lead changed-1 time.
 Largest lead-ENMU by 7 1st-13:16, UNM by 36 2nd-2:59.
 ENMU led for 9:40, UNM led for 28:40, Game tied 1:40.
 Officials: Eric Curry, Tommy Johnson, Randy Richardson
 Technicals: none

#13 COLORADO ST. NEW MEXICO **76** **68**

GAME #14
Jan. 2, 2024
Moby Arena (5,165)
Fort Collins, CO

	FG	3FG	FT	O-D-T	PF	TP	A	TO	BS	S	MP
UNM (12-2, 0-1)											
15 Toppin*	8-14	1-2	0-3	3-8-11	3	17	2	1	0	1	30
23 Joseph*	3-5	0-0	1-4	1-1-2	4	7	3	1	1	1	27
2 Dent*	4-9	0-1	2-3	0-3-3	4	10	9	3	0	2	36
5 Mashburn*	5-15	2-4	1-1	0-1-1	2	13	2	1	0	1	32
10 House*	5-8	4-5	0-0	0-4-4	4	14	1	4	0	2	19
0 Baker*	2-4	1-3	0-0	0-2-2	0	5	1	0	0	2	25
1 Appelhans	0-0	0-0	0-0	0-0-0	0	0	0	0	0	0	7
3 Washington	0-1	0-1	0-0	0-0-0	1	0	0	0	0	0	7
12 Mushlia	0-0	0-0	0-0	0-0-0	0	0	0	0	1	0	5
22 Amzili	1-4	0-1	0-0	1-2-3	2	2	0	0	0	1	17
TEAM				2-1-3							
Totals	28-60	8-17	4-11	7-22-29	20	68	18	11	2	10	200
CSU (13-1, 1-0)											
1 Scott*	5-11	0-2	0-0	3-4-7	2	10	0	0	1	2	24
12 Cartier*	8-12	2-4	3-5	1-3-4	0	21	2	2	0	0	26
4 Stevens*	5-10	1-2	7-7	0-2-2	1	18	8	3	0	3	34
10 Clifford*	3-5	0-0	6-7	0-10-10	3	12	1	4	2	2	33
15 Lake*	2-6	2-6	0-0	0-1-1	2	6	0	1	1	0	32
0 Evans	1-1	0-0	2-2	0-0-0	0	4	0	0	0	0	5
2 Jackson	0-0	0-0	0-0	0-3-3	1	0	1	1	1	2	10
13 Johnson	0-0	0-0	0-0	0-1-1	0	0	0	1	0	0	5
20 Palmer	1-6	1-5	0-0	1-3-4	2	3	1	1	0	0	17
21 Mbemba	1-2	0-0	0-0	2-2-4	3	2	1	2	1	1	12
TEAM				1-1-2							
Totals	26-53	6-19	18-21	8-30-38	14	76	14	15	6	10	200
New Mexico	1st 2nd		Total			FG%	3FG%	FT%			
Colorado State	30 38 68				46.7	47.1	36.4				
	33 43 76				49.1	31.6	85.7				

Points in the Paint-UNM 26, CSU 32; Points off Turnovers-UNM 15, CSU 8
 2nd Chance Points-UNM 3, CSU 7; Fast Break Points-UNM 6, CSU 12
 Bench Points-UNM 7, CSU 9. Score Tied-2 times. Lead changed-1 time.
 Largest lead-UNM by 7 1st-15:59, CSU by 17 2nd-7:31.
 UNM led for 9:27, CSU led for 27:33, Game tied 3:00.
 Officials: Tony Padilla, Mike Reed, Marques Pettigrew
 Technicals: none

NEW MEXICO WYOMING **77** **60**

GAME #15
Jan. 6, 2023
The Pit (12,611)
Albuquerque, NM

	FG	3FG	FT	O-D-T	PF	TP	A	TO	BS	S	MP
WYO (8-7, 1-1)											
33 Walters*	4-10	1-3	1-3	1-4-5	3	10	3	3	0	0	24
44 Powell*	3-3	0-0	0-0	1-4-5	5	6	0	2	1	0	20
1 Wenzel*	1-6	0-2	3-4	2-4-6	2	5	2	3	0	1	40
3 Griffin*	5-16	1-9	7-7	1-5-6	1	18	3	6	0	1	39
13 Kot*	2-7	1-4	0-0	0-2-2	1	5	1	5	1	0	32
2 Newton	1-3	1-3	0-0	0-0-0	2	3	0	0	0	0	15
5 Manyawu	4-5	0-0	3-5	4-5-9	3	11	0	2	1	1	24
15 Kojenets	1-1	0-0	0-0	1-0-1	0	2	0	2	0	0	7
TEAM				2-3-5							
Totals	21-51	4-21	14-19	12-27-39	18	60	9	23	3	3	200
UNM (13-2, 1-1)											
15 Toppin*	3-4	0-0	0-2	1-5-6	3	6	1	0	3	1	26
23 Joseph*	3-11	0-0	4-6	8-1-9	5	10	1	1	0	3	25
2 Dent*	9-16	2-4	1-2	0-1-1	3	21	4	0	0	1	32
5 Mashburn*	4-10	0-1	4-4	1-1-2	1	12	0	1	0	3	31
10 House*	3-15	0-5	4-6	1-3-4	4	10	5	1	0	5	31
0 Baker*	0-0	0-0	1-2	0-0-0	0	1	0	0	0	0	13
3 Washington	4-5	0-1	0-0	0-2-2	1	8	1	1	1	1	13
12 Mushlia	0-0	0-0	1-3-4		2	0	0	1	0	0	10
22 Amzili	4-8	1-2	0-0	0-4-4	0	9	0	0	0	2	20
TEAM				1-1-2							
Totals	30-69	3-13	14-22	13-21-34	19	77	12	6	4	16	200
Wyoming	1st 2nd		Total			FG%	3FG%	FT%			
New Mexico	22 38 60				41.2	19.0	73.7				
	39 38 77				43.5	23.1	63.6				

Points in the Paint-WYO 34, UNM 48; Points off Turnovers-WYO 0, UNM 28
 2nd Chance Points-WYO 10, UNM 14; Fast Break Points-WYO 2, UNM 16
 Bench Points-WYO 16, UNM 18. Score Tied-2 times. Lead changed-2 times.
 Largest lead-WYO by 3 1st-17:18, UNM by 19 1st-2:49.
 WYO led for 1:33, UNM led for 36:51, Game tied 1:36.
 Officials: Nate Harris, Ruben Ramos, Layne Barney
 Technicals: WYO-Newton, Coach Linder, Griffin



2023-24 LOBO BASKETBALL

SUPERLATIVES...

LARGEST LEAD AT ANY TIME:	46 (106-60), vs. New Mexico State (Dec. 2)
LARGEST DEFICIT AT ANY TIME:	22 (31-53), at Saint Mary's (Nov. 9)
LARGEST DEFICIT OVERCOME TO WIN:	7, twice
LARGEST LEAD SURRENDERED IN A LOSS:	7 (12-5), at Colorado State (Jan. 2)
LARGEST HALFTIME LEAD:	24 (52-28), vs. Pepperdine (Nov. 24)
LARGEST HALFTIME DEFICIT:	15 (25-40), at Saint Mary's (Nov. 9)
LARGEST HALFTIME DEFICIT OVERCOME TO WIN:	--
LARGEST HALFTIME LEAD SURRENDERED IN A LOSS:	--
MOST CONSECUTIVE POINTS SCORED:	20 vs. Eastern New Mexico (Dec. 29)
MOST CONSECUTIVE POINTS ALLOWED:	10, twice

SPECIALTY STATS...

POINTS OFF TURNOVERS	NEW MEXICO	OPPONENT
Average	18.7	10.7
High	28 vs. Wyoming (Jan. 6)	20 by NM State (Dec. 15)
Low	11, twice	0 by Wyoming (Jan. 6)

2ND CHANCE POINTS	NEW MEXICO	OPPONENT
Average	11.7	10.1
High	20, vs. Santa Clara (Dec. 9)	22 by UT Arlington (Nov. 16)
Low	3 at Colorado State (Jan. 2)	5, twice

POINTS IN THE PAINT	NEW MEXICO	OPPONENT
Average	41.3	29.5
High	56, twice	48 by UT Arlington (Nov. 16)
Low	26 at Colorado State (Jan. 2)	16 by Rice (Nov. 22)

FAST BREAK POINTS	NEW MEXICO	OPPONENT
Average	15.5	8.0
High	23, twice	18 by NM State (Dec. 15)
Low	6 at Colorado State (Jan. 2)	0 by NM State (Dec. 2)

BENCH POINTS	NEW MEXICO	OPPONENT
Average	20.9	20.6
High	51 vs. NM State (Dec. 2)	53 by Santa Clara (Dec. 9)
Low	5 vs. UT Arlington (Nov. 16)	5 by Rice (Nov. 22)

LOBO LEADERS...

POINTS	2023-24	CAREER	REBOUNDS	2023-24	CAREER
Donovan Dent	6	6	JT Toppin	6	6
Jamal Mashburn, Jr.	3	34	Nelly Junior Joseph	5	5
Jaelen House	3	24	Isaac Mushila	4	4
JT Toppin	3	3	Tru Washington	1	1
Jemarl Baker, Jr.	1	1	Jaelen House	-	3
			Sebastian Forsling	-	2

ASSISTS	2023-24	CAREER	STEALS	2023-24	CAREER
Donovan Dent	12	21	Jaelen House	7	51
Jaelen House	4	50	JT Toppin	4	4
Jemarl Baker, Jr.	1	1	Nelly Junior Joseph	4	4
Jamal Mashburn, Jr.	-	12	Donovan Dent	3	10

BLOCKS	2023-24	CAREER	STEALS	2023-24	CAREER
JT Toppin	10	10	Tru Washington	2	2
Nelly Junior Joseph	6	6	Mustapha Amzil	1	1
Donovan Dent	2	13	Quinton Webb	1	1
Isaac Mushila	2	2	Jemarl Baker, Jr.	1	1
Sebastian Forsling	1	10	Jamal Mashburn, Jr.	-	8
Mustapha Amzil	1	1	Sebastian Forsling	-	2
Jamal Mashburn, Jr.	1	1			
Tru Washington	1	1			
Jaelen House	-	10			

NEW MEXICO'S RECORD...

Home.....	8-0
Road	1-2
Neutral	4-0
Ranked Opponent (either AP or Coaches).....	0-2
Unranked Opponent.....	13-0
Leads at halftime	13-0
Trails at halftime	0-2
Tied at halftime.....	0-0
Goes into overtime.....	0-0
Leads by 10 or more points.....	13-0
Trails by 10 or more points.....	0-2
Shoots 50% or better.....	6-0
Shoots less than 50%	7-2
Shoots less than 45%	7-1
Shoots less than 40%	2-1
Opponent shoots 50% or better.....	1-0
Opponent shoots less than 50%.....	12-2
Opponent shoots less than 45%.....	10-0
Opponent shoots less than 40%.....	8-0
Has higher FG% than opponent	10-0
Has lower FG% than opponent.....	3-2
Has same FG% as opponent.....	0-0
Outrebounds its opponent	9-0
Outrebounded by opponent.....	3-2
Has same rebounds as opponent	1-0
Has more offensive rebounds than opponent.....	10-0
Has fewer offensive rebounds than opponent.....	2-1
Has same offensive rebounds as opponent	1-1
Has fewer turnovers than opponent.....	13-1
Has more turnovers than opponent	0-0
Has same turnovers as opponent.....	0-1
Has fewer than 10 turnovers	8-0
Opponent has fewer than 10 turnovers.....	0-0
Shoots more FTs than opponent.....	11-0
Shoots fewer FTs than opponent.....	2-2
Shoots the same FTs as opponent.....	0-0
Has game decided by 10 points or less or OT	4-1
Has game decided by 5 points or less or OT	2-0
Scores <60 points.....	0-1
Scores 60-69 points	0-1
Scores 70-79 points.....	4-0
Scores 80-89 points.....	3-0
Scores 90+ points.....	6-0
Allows <60 points.....	3-0
Allows 60-69 points.....	5-0
Allows 70-79 points.....	3-2
Allows 80-89 points.....	2-0
Allows 90+ points.....	0-0
Wins the tip	9-2
Loses the tip.....	4-0
White uniforms.....	7-0
Red uniforms	3-2
Turquoise uniforms	2-0
Yellow state flag uniforms	1-0



JEMARL BAKER, JR.
G | 6-5 | Grad.
Menifee, Calif.

0



BRADEN APPELHANS
G | 6-7 | R-Fr.
Blue Springs, Mo.

1



DONOVAN DENT
G | 6-2 | So.
Riverside, Calif.

2



TRU WASHINGTON
G | 6-4 | Fr.
Phoenix, Ariz.

3



JAMAL MASHBURN, JR.
G | 6-2 | Sr.
Miami, Fla.

5




JAELEN HOUSE
G | 6-0 | Grad.
Phoenix, Ariz.

10



QUINTON WEBB
G | 6-6 | R-Fr.
San Bernardino, Calif.

11



ISAAC MUSHILA
F | 6-5 | Grad.
Lubumbshi, Congo

12



JT TOPPIN
F | 6-9 | Fr.
Dallas, Texas

15



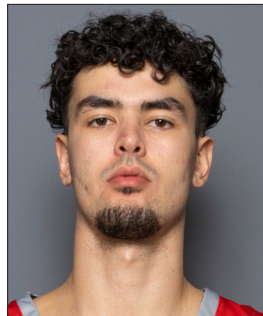
DERAJE AGBAOSI
F | 6-7 | Jr.
Union, N.J.

20



SEBASTIAN FORSLING
C | 7-0 | Jr.
Floda, Sweden

21



MUSTAPHA AMZIL
F | 6-9 | Sr.
Helsinki, Finland

22



NELLY JUNIOR JOSEPH
F | 6-10 | Sr.
Benin City, Nigeri

23



SHANE DOUMA-SANCHEZ
G | 6-1 | Fr.
Laguna Pueblo, N.M.

24



RICHARD PITINO
Head Coach



ISAAC CHEW
Assistant Coach



TARVISH FELTON
Assistant Coach



AARON KATSUMA
Assistant Coach



DAVE PILIPOVICH
Special Assistant to the
Head Coach



#1

JEMARL BAKER, JR.

"jamal"

Graduate | Guard | 6-5 | 200 | Menifee, CA | Eleanor Roosevelt HS [Kentucky/Arizona/Fresno State]



Season Highs

Pts	18	vs. Louisiana Tech (11/29/23)
Reb	3	five times
FG	6	twice
FGA	9	vs. Louisiana Tech (11/29/23)
3FG	6	vs. Louisiana Tech (11/29/23)
3FGA	9	vs. Louisiana Tech (11/29/23)
FT	3	vs. UT Arlington (11/16/23)
FTA	4	vs. UT Arlington (11/16/23)
Ast	5	vs. Eastern New Mexico (12/29/23)
Blk	1	vs. UT Arlington (11/16/23)
Stl	2	twice
Min	30	vs. Eastern New Mexico (12/29/23)

Career Highs

43	vs. Chicago State (3/4/23) ^{FS}
7	twice
13	vs. Chicago State (3/4/23) ^{FS}
20	vs. Vanderbilt (11/24/22) ^{FS}
10	vs. Chicago State (3/4/23) ^{FS}
13	vs. Stanford (12/19/20) ^{UA}
7	three times
10	at UNLV (2/3/23) ^{FS}
7	three times
3	at Washington (12/31/20) ^{UA}
4	at Wyoming (1/31/23) ^{FS}
39	twice

MW Career Highs

23	at UNLV (2/3/23) ^{FS}
7	vs. Nevada (2/24/23) ^{FS}
8	twice
18	at Utah State (12/31/22) ^{FS}
4	twice
11	at Nevada (2/10/23) ^{FS}
7	twice
10	at UNLV (2/3/23) ^{FS}
6	twice
--	
4	at Wyoming (1/31/23) ^{FS}
38	vs. Nevada (2/24/23) ^{FS}

6.4 PPG | 1.8 RPG | 22.3 MPG | 1.9 APG

2023-24 GAME-BY-GAME

Opponent	MP	FG-A	3G-A	FT-A	O-D-T	PF	A	TO	BS	ST	TP
Texas Southern	15	2-3	1-2	0-0	0-2-2	0	2	0	0	0	5
at Saint Mary's	23	1-4	0-2	0-0	0-3-3	0	2	2	0	0	2
UT Arlington*	28	0-4	0-3	3-4	0-1-1	4	2	0	1	1	3
vs. Toledo*	22	0-3	0-2	0-0	1-2-3	4	2	0	0	1	0
vs. Rice*	19	2-6	2-6	0-0	0-3-3	1	2	0	0	0	6
vs. Pepperdine*	26	5-7	3-5	1-1	0-3-3	0	2	0	0	1	14
Louisiana Tech*	25	6-9	6-9	0-0	0-3-3	4	2	1	0	0	18
New Mexico State*	15	2-4	2-4	0-0	0-0-0	3	2	0	0	0	6
UC Santa Barbara*	19	3-6	1-4	1-1	0-1-1	1	2	0	0	0	8
vs. Santa Clara*	26	6-8	4-6	1-1	0-0-0	1	1	1	0	2	17
at New Mexico State*	27	1-2	1-2	0-0	0-4-4	1	2	0	0	0	3
UC Irvine*	22	2-7	2-5	0-0	0-0-0	0	1	0	0	0	6
Eastern New Mexico*	30	1-5	0-2	0-1	0-2-2	0	5	0	0	1	2
at Colorado State	25	2-4	1-3	0-0	0-2-2	0	1	0	0	2	5
Wyoming	13	0-0	0-0	1-2	0-0-0	0	0	0	0	0	1

* game started

SEASON NOTES

- Tri-Captain
- Had 17 points (4-6 3FG) vs. Santa Clara (Dec. 9)
- Season-high 18 points (6-9 3FG) vs. Louisiana Tech (Nov. 29)
- Had 14 points (5-7 FG, 3-5 3FG) vs. Pepperdine (Nov. 24)
- Had six points vs Rice (Nov. 22)
- Had three points and a key final-minute block in first start of the season vs. UT Arlington (Nov. 16)
- Scored five points vs. Texas Southern in UNM debut (Nov. 6)
- Missed the NM Highlands exhibition due to injury (Nov. 1)
- Made UNM debut in CSU Pueblo exhibition (Oct. 26)

	2023-24	CAREER	STREAK
Double Figure Scoring	3	31	-
20-Point Games	-	7	-
30-Point Games	-	2	-
40-Point Games	-	1	-

CAREER STATISTICS

Year	G-GS	Min-Avg.	FG-FGA	Pct.	3FG-3FGA	Pct.	FT-FTA	Pct.	Off-Def.	Reb-Avg.	PF-DQ	Ast	TO	Blk	Stl	Pts-Avg
2018-19 \$	28-0	254-9.1	20-61	.328	13-42	.310	11-15	.733	1-14	15-0.5	23-0	12	10	2	4	64-2.3
Conf	18-0	156-8.7	12-38	.316	7-28	.250	3-6	.500	0-9	9-0.5	16-0	10	7	1	2	34-1.9
2019-20 &	32-0	620-19.4	64-177	.362	36-105	.343	19-23	.826	11-64	75-2.3	53-1	73	23	5	23	183-5.7
Conf	18-0	366-20.3	29-90	.322	15-57	.263	10-13	.769	9-37	46-2.6	30-0	36	15	3	10	83-4.6
2020-21 &	12-12	353-29.4	50-124	.403	24-70	.343	20-24	.833	2-32	34-2.8	22-1	21	12	4	7	144-12.0
Conf	6-6	181-30.2	20-64	.313	12-39	.308	13-16	.813	2-15	17-2.8	13-0	9	6	3	3	65-10.8
2021-22 %	5-2	121-24.3	14-41	.341	5-23	.217	10-11	.909	1-17	18-3.6	4-0	10	10	1	6	43-8.6
Conf	--	--	--	--	--	--	--	--	--	--	--	--	--	--	--	--
2022-23 %	28-28	888-31.7	123-314	.392	55-168	.327	50-66	.758	11-72	83-3.0	51-0	81	43	1	28	351-12.5
Conf	16-16	519-32.4	70-184	.380	30-102	.294	31-38	.816	5-43	48-3.0	33-0	45	30	0	17	201-12.6
2023-24	15-11	334-22.3	33-72	.458	23-55	.418	7-10	.700	1-26	27-1.8	19-0	28	4	1	8	96-6.4
Conf	2-0	38-19.0	2-4	.500	1-3	.333	1-2	.500	0-2	2-1.0	0-0	1	0	0	2	6-3.0
CAREER	120-53	2570-21.4	304-789	.385	156-463	.337	117-149	.785	27-225	252-2.1	172-2	225	102	14	76	881-7.3

\$ at Kentucky | & at Arizona | % at Fresno State

R-Freshman | Guard | 6-7 | 195 | Blue Springs, MO | Western Reserve Academy



Season Highs

Pts	14	vs. Eastern New Mexico (12/29/23)
Reb	3	vs. Texas Southern (11/6/23)
FG	5	vs. Eastern New Mexico (12/29/23)
FGA	8	vs. Eastern New Mexico (12/29/23)
3FG	4	vs. Eastern New Mexico (12/29/23)
3FGA	6	twice
FT	2	twice
FTA	2	twice
Ast	3	vs. Eastern New Mexico (12/29/23)
Blk	1	vs. Eastern New Mexico (12/29/23)
Stl	1	four times
Min	20	vs. Eastern New Mexico (12/29/23)

Career Highs

14	vs. Eastern New Mexico (12/29/23)
5	vs. Western New Mexico (12/6/22)
5	vs. Eastern New Mexico (12/29/23)
8	vs. Eastern New Mexico (12/29/23)
4	vs. Eastern New Mexico (12/29/23)
6	twice
2	twice
2	three times
3	vs. Eastern New Mexico (12/29/23)
2	vs. Prairie View A&M (12/20/22)
1	five times
20	twice

MW Career Highs

--	
--	
--	
1	vs. Colorado State (12/28/22)
--	
--	
--	
--	
--	
--	
--	
2	twice

3.6 PPG | 0.6 RPG | 7.4 MPG | 46% 3FG

2023-24 GAME-BY-GAME

Opponent	MP	FG-A	3G-A	FT-A	O-D-T	Pf	A	TO	BS	ST	TP
Texas Southern	10	3-6	3-6	2-2	0-3-3	2	0	1	0	0	11
at Saint Mary's	1	0-0	0-0	0-0	0-0-0	0	0	0	0	0	0
UT Arlington					-INJ-						
vs. Toledo					-DNP-						
vs. Rice	10	0-2	0-1	0-0	0-0-0	0	0	0	0	0	0
vs. Pepperdine	10	1-4	0-1	0-0	0-0-0	0	0	1	0	1	2
Louisiana Tech	9	0-3	0-3	0-0	0-1-1	1	1	0	0	0	0
New Mexico State	7	2-3	2-3	2-2	0-0-0	0	0	0	0	1	8
UC Santa Barbara	3	1-1	1-1	0-0	1-0-1	0	0	1	0	0	3
vs. Santa Clara	2	0-0	0-0	0-0	0-0-0	1	0	1	0	0	0
at New Mexico State					-DNP-						
UC Irvine	6	1-2	0-1	0-0	0-0-0	0	1	0	0	1	2
Eastern New Mexico	20	5-8	4-6	0-0	0-2-2	2	3	1	1	1	14
at Colorado State	2	0-0	0-0	0-0	0-0-0	0	0	0	0	0	0
Wyoming					-INJ-						

SEASON NOTES

- Scored a career-high 14 points (4-6 3FG) vs. Eastern New Mexico (Dec. 29)
- Had two points vs. UC Irvine (Dec. 20)
- Three points vs. UC Santa Barbara (Dec. 6)
- Scored eight points (2-3 3FG) vs. New Mexico State (Dec. 2)
- Had two points vs. Pepperdine (Nov. 24)
- Scored 11 points (3-6 3FG) vs. Texas Southern (Nov. 6) for his first career double-figure game
- Appeared in both exhibitions off the bench, his first game action since Jan. 3 of last season

	2023-24	CAREER	STREAK
Double Figure Scoring	2	2	-

CAREER STATISTICS

Year	G-GS	Min-Avg.	FG-FGA	Pct.	3FG-3FGA	Pct.	FT-FTA	Pct.	Off-Def.	Reb-Avg.	PF-DQ	Ast	TO	Blk	Stl	Pts-Avg
2022-23	10-0	62-6.2	4-15	.267	2-11	.182	0-2	.000	0-12	12-1.2	5-0	1	1	3	1	10-1.0
Conf	2-0	2-1.0	0-1	.000	0-0	.000	0-0	.000	0-0	0-0.0	0-0	0	0	0	0	0-0.0
2023-24	11-0	81-7.4	13-29	.448	10-22	.455	4-4	1.000	1-6	7-0.6	6-0	5	5	1	4	40-3.6
Conf	1-0	2-2.0	0-0	.000	0-0	.000	0-0	.000	0-0	0-0.0	0-0	0	0	0	0	0-0.0
CAREER	21-0	143-6.8	17-44	.386	12-33	.364	4-6	.667	1-18	19-0.9	11-0	6	6	4	5	50-2.4



#2 DONOVAN DENT

Sophomore | Guard | 6-2 | 175 | Riverside, CA | Centennial HS



Season Highs

Pts	25	vs. UT Arlington (11/16/23)
Reb	6	vs. Santa Clara (12/9/23)
FG	11	vs. UT Arlington (11/16/23)
FGA	18	vs. UT Arlington (11/16/23)
3FG	2	twice
3FGA	4	vs. Wyoming (1/6/24)
FT	6	vs. Pepperdine (11/24/23)
FTA	10	vs. Pepperdine (11/24/23)
Ast	11	vs. Rice (11/22/23)
Blk	2	vs. UC Santa Barbara (12/6/23)
Stl	4	at New Mexico State (12/15/23)
Min	36	twice

Career Highs

Pts	25	vs. UT Arlington (11/16/23)
Reb	6	twice
FG	11	vs. UT Arlington (11/16/23)
FGA	18	vs. UT Arlington (11/16/23)
3FG	2	twice
3FGA	4	vs. Wyoming (1/6/24)
FT	6	twice
FTA	10	vs. Pepperdine (11/24/23)
Ast	11	vs. Rice (11/22/23)
Blk	3	twice
Stl	4	at New Mexico State (12/15/23)
Min	36	twice

MW Career Highs

Pts	21	vs. Wyoming (1/6/24)
Reb	5	at Air Force (2/10/23)
FG	9	vs. Wyoming (1/6/24)
FGA	16	vs. Wyoming (1/6/24)
3FG	2	vs. Wyoming (1/6/24)
3FGA	4	vs. Wyoming (1/6/24)
FT	4	at Air Force (2/10/23)
FTA	7	at Air Force (2/10/23)
Ast	9	at Colorado State (1/2/24)
Blk	3	vs. Boise State (1/20/23)
Stl	3	at Air Force (2/10/23)
Min	36	at Colorado State (1/2/24)

16.6 PPG | 6.2 APG | 31.7 MPG | 1.8 SPG

2023-24 GAME-BY-GAME

Opponent	MP	FG-A	3G-A	FT-A	O-D-T	PF	A	TO	BS	ST	TP
Texas Southern*	25	4-8	2-3	2-2	0-4-4	2	6	1	1	1	12
at Saint Mary's*	29	5-12	1-1	4-6	0-2-2	4	5	2	0	3	15
UT Arlington*	34	11-18	1-3	2-3	1-1-2	3	5	4	1	2	25
vs. Toledo*	35	7-12	0-0	3-4	0-3-3	1	7	3	0	0	17
vs. Rice*	31	8-15	0-1	2-2	1-2-3	1	11	0	0	1	18
vs. Pepperdine*	31	9-14	0-1	6-10	0-1-1	0	7	4	1	2	24
Louisiana Tech*	26	2-8	0-0	4-6	0-5-5	0	4	6	1	1	8
New Mexico State*	27	5-13	0-2	2-7	1-0-1	0	10	0	1	2	12
UC Santa Barbara*	35	9-15	1-1	4-6	0-1-1	2	8	2	2	2	23
vs. Santa Clara*	31	10-14	0-1	2-3	1-5-6	3	4	3	0	3	22
at New Mexico State*	36	6-14	0-1	2-2	1-3-4	2	6	2	0	4	14
UC Irvine*	36	5-12	1-2	1-2	0-4-4	1	1	4	1	1	12
Eastern New Mexico					-INJ-						
at Colorado State*	36	4-9	0-1	2-3	0-3-3	4	9	3	0	2	10
Wyoming*	32	9-16	2-4	1-2	0-1-1	3	4	0	0	1	21

* game started

SEASON NOTES

- Mountain West Player of the Week (Dec. 11)
- Had 21 points and four assists vs. Wyoming (Jan. 6)
- Had 10 points and nine assists at No. 13 Colorado State (Jan. 2)
- Had 14 points, including the game-winning layup with 20 seconds left, and six assists at New Mexico St. (Dec. 15)
- Had 22 points, six rebounds and four assists vs. Santa Clara (Dec. 9)
- Had 23 points and eight assists vs. UCSB (Dec. 6)
- Double-double with 12 points and 10 assists (no turnovers) vs. New Mexico State (Dec. 2)
- Had 24 points and seven assists vs. Pepperdine (Nov. 24)
- First career double-double with 18 points and a career-high 11 assists (with no turnovers) vs. Rice (Nov. 22)
- Had 17 points and seven assists vs. Toledo (Nov. 21)
- Scored a career-high 25 points, including the game-winning layup with 0.5 left, vs. UT Arlington (Nov. 16)
- 15 points and five assists, at No.23 Saint Mary's (Nov. 9)
- Had 12 points and six assists vs. Texas Southern (Nov. 6)
- Averaged 24.5 points and 5.0 assists per game in the two exhibition wins over CSU Pueblo and NM Highlands

	2023-24	CAREER	STREAK
Double-Doubles	2	2	-
Double Figure Scoring	12	18	7
20-Point Games	5	5	1
10-Assist Games	2	2	-

CAREER STATISTICS

Year	G-GS	Min-Avg.	FG-FGA	Pct.	3FG-3FGA	Pct.	FT-FTA	Pct.	Off-Def.	Reb-Avg.	PF-DQ	Ast	TO	Blk	Stl	Pts-Avg
2022-23	34-2	629-18.5	69-136	.507	4-19	.211	50-73	.685	10-59	69-2.0	61-1	79	55	25	30	192-5.6
Conf	18-2	319-17.7	31-67	.463	2-13	.154	24-34	.706	4-31	35-1.9	35-1	31	30	10	17	88-4.9
2023-24	14-14	444-31.7	94-180	.522	8-21	.381	37-58	.638	5-34	40-2.9	26-0	87	34	8	25	233-16.6
Conf	2-2	68-34.0	13-25	.520	2-5	.400	3-5	.600	0-4	4-2.0	7-0	13	3	0	3	31-15.5
CAREER	48-16	1073-22.4	163-316	.516	12-40	.300	87-131	.664	15-94	109-2.3	87-1	166	89	33	55	425-8.9

Freshman | Guard | 6-4 | 200 | Phoenix, AZ | AZ Compass Prep



Season Highs

Pts	21	vs. New Mexico State (12/2/23)
Reb	12	vs. Pepperdine (11/24/23)
FG	7	twice
FGA	13	vs. Pepperdine (11/24/23)
3FG	3	vs. New Mexico State (12/2/23)
3FGA	4	twice
FT	8	vs. New Mexico State (12/2/23)
FTA	10	vs. New Mexico State (12/2/23)
Ast	6	vs. New Mexico State (12/2/23)
Blk	1	three times
Stl	5	vs. Pepperdine (11/24/23)
Min	33	vs. Pepperdine (11/24/23)

Career Highs

21	vs. New Mexico State (12/2/23)
12	vs. Pepperdine (11/24/23)
7	twice
13	vs. Pepperdine (11/24/23)
3	vs. New Mexico State (12/2/23)
4	twice
8	vs. New Mexico State (12/2/23)
10	vs. New Mexico State (12/2/23)
6	vs. New Mexico State (12/2/23)
1	three times
5	vs. Pepperdine (11/24/23)
33	vs. Pepperdine (11/24/23)

MW Career Highs

8	vs. Wyoming (1/6/24)
2	vs. Wyoming (1/6/24)
4	vs. Wyoming (1/6/24)
5	vs. Wyoming (1/6/24)
--	
1	twice
--	
--	
1	vs. Wyoming (1/6/24)
1	vs. Wyoming (1/6/24)
1	vs. Wyoming (1/6/24)
13	vs. Wyoming (1/6/24)

9.6 PPG | 4.1 RPG | 20.9 MPG | 1.4 SPG

2023-24 GAME-BY-GAME

Opponent	MP	FG-A	3G-A	FT-A	O-D-T	PF	A	TO	BS	ST	TP
Texas Southern	15	2-6	0-1	2-4	2-4-6	3	2	1	0	1	6
at Saint Mary's	24	2-6	0-1	1-1	1-1-2	2	1	1	0	2	5
UT Arlington	17	2-6	1-3	0-0	2-1-3	2	0	2	0	1	5
vs. Toledo	17	3-7	1-1	1-2	0-2-2	1	2	2	0	2	8
vs. Rice	21	5-7	1-2	3-3	2-4-6	2	0	2	0	1	14
vs. Pepperdine*	33	7-13	1-4	4-6	0-12-12	1	0	2	0	5	19
Louisiana Tech	25	4-8	2-3	0-0	1-3-4	2	3	1	1	1	10
New Mexico State	29	5-7	3-4	8-10	1-4-5	3	6	1	0	1	21
UC Santa Barbara	22	7-11	1-2	2-2	2-4-6	3	4	2	0	2	17
vs. Santa Clara	29	3-6	0-1	5-7	2-2-4	3	1	3	0	1	11
at New Mexico State	22	2-6	1-2	0-0	0-1-1	2	2	3	1	1	5
UC Irvine	19	3-7	0-2	0-3	0-5-5	3	1	1	0	1	6
Eastern New Mexico					-ILL-						
at Colorado State	7	0-1	0-1	0-0	0-0-0	1	0	0	0	0	0
Wyoming	13	4-5	0-1	0-0	0-2-2	1	1	1	1	1	8

* game started

SEASON NOTES

- Mountain West Freshman of the Week (Dec. 4)
- Scored eight points (4-5 FG) vs. Wyoming (Jan. 6)
- Scored 11 points vs. Santa Clara (Dec. 9)
- Had 17 points (all in the 2nd half) vs. UCSB (Dec. 6)
- Career-high 21 points and six assists vs. New Mexico State (Dec. 2)
- Had 10 points and three assists vs. Louisiana Tech (Nov. 29)
- First career double-double with 19 points and 12 rebounds vs. Pepperdine in 1st career start (Nov. 24)
- First career double-figure game with 14 points to go along with six rebounds vs. Rice (Nov. 22)
- Scored eight points vs. Toledo (Nov. 21)
- Had six points and six rebounds in his collegiate debut vs. Texas Southern (Nov. 6)
- Averaged 9.0 points and 6.0 rebounds per game in the two exhibition wins over CSU Pueblo and NM Highlands

	2023-24	CAREER	STREAK
Double-Doubles	1	1	-
Double Figure Scoring	6	6	-
20-Point Games	1	1	-
10-Rebound Games	1	1	-

CAREER STATISTICS

Year	G-GS	Min-Avg.	FG-FGA	Pct.	3FG-3FGA	Pct.	FT-FTA	Pct.	Off-Def.	Reb-Avg.	PF-DQ	Ast	TO	Blk	Stl	Pts-Avg
2023-24	14-1	29.3-20.9	46-96	.510	11-28	.393	26-38	.684	13-45	58-4.1	29-0	23	22	3	20	135-9.6
Conf	2-0	20-10.0	4-6	.667	0-2	.000	0-0	.000	0-2	2-1.0	2-0	1	1	1	1	8-4.0



#5

JAMAL MASHBURN, JR.

Senior | Guard | 6-2 | 195 | Miami, FL | Brewster Academy [Minnesota]



Season Highs

Pts	29	vs. UT Arlington (11/16/23)
Reb	3	twice
FG	9	vs. UT Arlington (11/16/23)
FGA	23	vs. UT Arlington (11/16/23)
3FG	2	five times
3FGA	9	vs. Eastern New Mexico (12/29/23)
FT	9	twice
FTA	13	vs. UT Arlington (11/16/23)
Ast	5	vs. Texas Southern (11/6/23)
Blk	1	vs. Toledo (11/21/23)
Stl	3	vs. Wyoming (1/6/24)
Min	37	vs. UT Arlington (11/16/23)

Career Highs

33	at Nevada (1/23/23)
7	twice
13	at Air Force (2/10/23)
25	vs. Utah State (3/9/23)
4	five times
11	vs. Norfolk State (12/21/21)
10	at Air Force (2/10/23)
13	vs. UT Arlington (11/16/23)
8	vs. Utah State (1/8/22)
1	10 times
4	at Wyoming (1/22/22)
43	twice

MW Career Highs

33	at Nevada (1/23/23)
7	vs. Boise State (1/20/23)
13	at Air Force (2/10/23)
25	vs. Utah State (3/9/23) ^{MWIT}
4	four times
8	twice
10	at Air Force (2/10/23)
12	twice
8	vs. Utah State (1/8/22)
1	vs. Air Force (2/26/22)
4	at Wyoming (1/22/22)
43	twice

16.6 PPG | 1.8 RPG | 1.3 APG | 30.3 MPG

2023-24 GAME-BY-GAME

Opponent	MP	FG-A	3G-A	FT-A	O-D-T	PF	A	TO	BS	ST	TP
Texas Southern*	27	5-10	2-3	3-4	0-3-3	0	5	0	0	0	15
at Saint Mary's*	33	3-16	1-3	0-0	0-2-2	1	0	3	0	1	7
UT Arlington*	37	9-23	2-5	9-13	0-1-1	0	1	0	0	0	29
vs. Toledo*	35	8-20	2-7	9-11	0-1-1	2	1	1	1	0	27
vs. Rice*	21	3-12	1-3	6-6	0-3-3	0	1	4	0	0	13
vs. Pepperdine					-INJ-						
Louisiana Tech					-INJ-						
New Mexico State					-INJ-						
UC Santa Barbara					-INJ-						
vs. Santa Clara					-INJ-						
at New Mexico State					-INJ-						
UC Irvine					-INJ-						
Eastern New Mexico*	27	6-18	2-9	3-4	0-1-1	0	0	1	0	0	17
at Colorado State*	32	5-15	2-4	1-1	0-1-1	2	2	1	0	1	13
Wyoming*	31	4-10	0-1	4-4	1-1-2	1	0	1	0	3	12

* game started

SEASON NOTES

- Tri-Captain
- Preseason All-Mountain West
- Had 17 points vs. Eastern New Mexico in his return to action (Dec. 29)
- Missed seven games due to injury (Nov. 24-Dec. 20)
- Scored 27 points vs. Toledo (Nov. 21)
- Season-high 29 points vs. UT Arlington (Nov. 16), including 22 in first half (most by a Lobo since 2015-16)
- Had 15 points and five assists vs. Texas Southern (Nov. 6)
- Averaged 21.5 points and 4.0 rebounds per game in the two exhibition wins over CSU Pueblo and NM Highlands

UNM CAREER RECORD BOOK

	Total	Rank	Up Next
Points:	1,366	17th	Kenny Page (1,387-16th)
FGs:	483	18th	Tony Danridge (485-17th)

	2023-24	CAREER	STREAK
Double Figure Scoring	7	84	6
20-Point Games	2	33	-
30-Point Games	-	2	-

CAREER STATISTICS

Year	G-GS	Min-Avg.	FG-FGA	Pct.	3FG-3FGA	Pct.	FT-FTA	Pct.	Off-Def.	Reb-Avg.	PF-DQ	Ast	TO	Blk	Stl	Pts-Avg
2020-21 ^	29-8	641-22.1	85-243	.350	24-87	.276	43-54	.796	7-38	45-1.6	42-0	45	30	3	12	237-8.2
Conf	20-6	489-24.5	62-182	.341	9-67	.284	33-40	.825	4-35	39-2.0	33-0	29	24	2	8	176-8.8
2021-22	32-32	1084-33.9	207-484	.428	50-146	.342	118-150	.787	8-79	87-2.7	58-1	67	66	4	19	582-18.2
Conf	17-17	600-35.3	107-260	.412	24-71	.338	69-89	.775	3-45	48-2.8	36-1	36	32	1	11	307-18.1
2022-23	34-34	1145-33.7	233-545	.428	47-123	.382	138-169	.817	10-98	108-3.2	77-0	70	56	2	25	651-19.1
Conf	18-18	630-35.0	134-307	.436	29-73	.397	81-98	.827	5-47	52-2.9	45-0	35	33	0	12	378-21.0
2023-24	8-8	243-30.3	43-124	.347	12-35	.343	35-43	.814	1-13	14-1.8	6-0	10	11	1	5	133-16.6
Conf	2-2	62-31.0	9-25	.360	2-5	.400	5-5	1.000	1-2	3-1.5	3-0	2	2	0	4	25-12.5
Total	103-82	3112-30.2	568-1396	.407	133-391	.340	334-416	.803	26-228	254-2.5	183-1	192	163	10	61	1603-15.6
UNM Total	74-74	2472-33.4	483-1153	.419	109-304	.359	291-362	.804	19-190	209-2.8	141-1	147	133	7	49	1366-18.5

^ at Minnesota

Graduate | Guard | 6-0 | 175 | Phoenix, AZ | Shadow Mountain HS [Arizona State]



Season Highs

Pts	28	vs. New Mexico State (12/2/23)
Reb	6	vs. Louisiana Tech (11/29/23)
FG	9	twice
FGA	20	vs. Eastern New Mexico (12/29/23)
3FG	5	vs. New Mexico State (12/2/23)
3FGA	9	vs. Eastern New Mexico (12/29/23)
FT	9	vs. UC Irvine (12/20/23)
FTA	9	twice
Ast	5	three times
Blk	1	twice
Stl	6	vs. Santa Clara (12/9/23)
Min	37	vs. UC Irvine (12/20/23)

Career Highs

42	at Air Force (2/5/22)
8	at Air Force (2/5/22)
15	at Air Force (2/5/22)
23	vs. Wyoming (2/15/22)
5	three times
9	three times
12	vs. UNLV (3/5/22)
13	vs. UNLV (3/5/22)
12	vs. San Jose State (1/28/22)
3	twice
8	vs. Grambling State (11/15/21)
47	at Nevada (1/23/23)

MW Career Highs

42	at Air Force (2/5/22)
8	at Air Force (2/5/22)
15	at Air Force (2/5/22)
23	vs. Wyoming (2/15/22)
5	vs. Colorado State (12/28/22)
9	twice
12	vs. UNLV (3/5/22)
13	vs. UNLV (3/5/22)
12	vs. San Jose State (1/28/22)
3	at Wyoming (12/31/22)
6	twice
47	at Nevada (1/23/23)

14.6 PPG | 3.8 APG | 26.9 MPG | 2.9 SPG

2023-24 GAME-BY-GAME

Opponent	MP	FG-A	3G-A	FT-A	O-D-T	PF	A	TO	BS	ST	TP
Texas Southern*	19	1-6	1-3	5-5	0-2-2	2	4	4	1	2	8
at Saint Mary's					-INJ-						
UT Arlington					-INJ-						
vs. Toledo					-INJ-						
vs. Rice					-INJ-						
vs. Pepperdine					-INJ-						
Louisiana Tech*	33	4-15	1-6	7-9	0-6-6	4	4	0	0	2	16
New Mexico State*	26	9-11	5-6	5-5	0-3-3	2	4	1	0	4	28
UC Santa Barbara*	26	2-10	1-5	0-0	0-0-0	3	4	3	0	4	5
vs. Santa Clara*	22	3-12	0-5	3-4	0-1-1	4	3	0	0	6	9
at New Mexico State*	28	4-14	2-4	4-6	4-1-5	3	3	3	0	2	14
UC Irvine*	37	5-16	1-3	9-9	1-2-3	3	5	0	0	0	20
Eastern New Mexico*	27	9-20	4-9	0-0	0-3-3	3	5	0	1	2	22
at Colorado State*	19	5-8	4-5	0-0	0-4-4	4	1	4	0	2	14
Wyoming*	31	3-15	0-5	4-6	1-3-4	4	5	1	0	5	10

* game started

SEASON NOTES

- Tri-Captain
- Preseason All-Mountain West
- Had 22 points and five assists vs. Eastern New Mexico (Dec. 29)
- Had 20 points and five assists vs. UC Irvine (Dec. 20)
- Scored 14 points at New Mexico State (Dec 15)
- Had 28 points (26 in 1st half-most by a Lobo since 2003) on 9-11 FG (5-6 3FG) vs. New Mexico State (Dec. 2)
- Had 16 points, six rebounds and four assists vs. Louisiana Tech (Nov. 29) after missing five games due to injury
- Had eight points and four assists vs. Texas Southern (Nov. 6)
- Missed both exhibitions due to injury

UNM CAREER RECORD BOOK

	Total	Rank	Up Next
Points:	1,213	24th	Cam Bairstow (1,239-23rd)
Assists:	326	15th	Rob Robbins (350-14th)
Steals:	183	6th	Lamont Long (184-5th)
FT%	.870	3rd	Anthony Mathis (.880-2nd)


	2023-24	CAREER	STREAK
Double Figure Scoring	7	66	5
20-Point Games	3	23	-
30-Point Games	-	4	-
40-Point Games	-	1	-
Double-Doubles	-	2	-
10-Assist Games	-	2	-

CAREER STATISTICS

Year	G-GS	Min-Avg.	FG-FGA	Pct.	3FG-3FGA	Pct.	FT-FTA	Pct.	Off-Def.	Reb-Avg.	PF-DQ	Ast	TO	Blk	Stl	Pts-Avg
2019-20 ^	30-0	481-16.0	34-123	.276	16-60	.267	33-43	.767	11-46	57-1.9	52-0	35	25	2	38	117-3.9
Conf	18-0	238-13.2	7-50	.140	4-25	.160	13-20	.650	4-17	21-1.2	28-0	11	9	1	16	31-1.7
2020-21 ^	21-0	393-18.7	40-103	.388	23-59	.390	9-13	.692	4-38	42-2.0	33-0	31	26	0	34	112-5.3
Conf	14-0	275-19.6	30-72	.417	17-42	.405	5-9	.556	2-25	27-1.9	23-0	18	17	0	20	82-5.9
2021-22	31-31	995-32.1	167-403	.414	47-148	.318	144-162	.889	16-97	113-3.6	85-2	139	105	9	68	525-16.9
Conf	17-17	568-33.4	98-228	.430	24-76	.316	77-84	.917	13-59	72-4.2	45-1	74	66	6	39	297-17.5
2022-23	32-32	1008-31.5	170-392	.434	57-151	.377	145-170	.853	14-112	126-3.9	79-2	149	71	20	86	542-16.9
Conf	16-16	533-33.3	91-212	.429	28-80	.350	64-73	.877	7-61	68-4.3	43-2	68	39	9	41	274-17.1
2023-24	10-10	269-26.9	45-127	.354	19-51	.373	37-44	.841	6-25	31-3.1	32-0	38	16	2	29	146-14.6
Conf	2-2	50-25.0	8-23	.348	4-10	.400	4-6	.667	1-7	8-4.0	8-0	6	5	0	7	24-12.0
Total	124-73	3143-25.3	456-1148	.397	162-469	.345	368-432	.852	51-318	369-3.0	281-4	392	243	33	255	1442-11.6
UNM Total	73-73	2273-31.1	382-922	.414	123-350	.351	326-376	.867	36-234	270-3.7	196-4	326	192	31	183	1213-16.6

^ at Arizona State

Graduate | Forward | 6-5 | 210 | Lubumbashi, DR Congo | Spire Academy [Western Texas/Texas A&M-Corpus Christi]



Season Highs

Pts	11	vs. Santa Clara (12/9/23)
Reb	9	vs. UC Santa Barbara (12/6/23)
FG	3	at New Mexico State (12/15/23)
FGA	8	vs. Santa Clara (12/9/23)
3FG	2	at New Mexico State (12/15/23)
3FGA	3	at New Mexico State (12/15/23)
FT	7	vs. Santa Clara (12/9/23)
FTA	8	vs. Santa Clara (12/9/23)
Ast	2	vs. Pepperdine (11/24/23)
Blk	1	twice
Stl	2	twice
Min	22	vs. Santa Clara (12/9/23)

NCAA Career Highs

28	twice
17	five times
10	vs. Northwestern State (1/6/22) ^{A&MCC}
17	vs. Alabama (3/16/23) ^{A&MCC}
3	vs. New Orleans (1/14/23) ^{A&MCC}
4	four times
19	vs. Northwestern State (2/25/23) ^{A&MCC}
24	vs. Northwestern State (2/25/23) ^{A&MCC}
5	vs. UTRGV (11/27/22) ^{A&MCC}
2	at Mississippi State (11/7/22) ^{A&MCC}
4	three times
38	vs. Houston Baptist (1/22/22) ^{A&MCC}

MW Career Highs

--	
4	vs. Wyoming (1/6/24)
--	
--	
--	
--	
--	
--	
--	
1	at Colorado State (1/2/24)
--	
10	vs. Wyoming (1/6/24)

2.6 PPG | 4.2 RPG | 12.5 MPG

2023-24 GAME-BY-GAME

Opponent	MP	FG-A	3G-A	FT-A	O-D-T	PF	A	TO	BS	ST	TP
Texas Southern	9	0-2	0-0	0-0	2-1-3	1	1	0	0	0	0
at Saint Mary's	2	0-0	0-0	0-0	0-0-0	1	0	0	0	0	0
UT Arlington	13	0-2	0-1	0-0	2-1-3	2	0	1	0	0	0
vs. Toledo	2	0-0	0-0	0-0	0-0-0	0	1	0	0	0	0
vs. Rice	13	2-2	0-0	1-2	3-4-7	1	0	0	0	0	5
vs. Pepperdine	16	1-3	0-1	0-2	0-2-2	1	2	0	1	0	2
Louisiana Tech					-DNP-						
New Mexico State	17	1-1	1-1	3-4	2-4-6	1	0	1	0	0	6
UC Santa Barbara	17	0-2	0-1	0-0	1-8-9	2	0	1	0	0	0
vs. Santa Clara	22	2-8	0-1	7-8	4-3-7	0	0	0	0	2	11
at New Mexico State	19	3-6	2-3	1-4	2-4-6	3	1	1	0	1	9
UC Irvine					-INJ-						
Eastern New Mexico	17	0-3	0-1	1-2	3-4-7	2	1	0	0	2	1
at Colorado State	5	0-0	0-0	0-0	0-0-0	0	0	0	1	0	0
Wyoming	10	0-0	0-0	0-0	1-3-4	2	0	1	0	0	0

SEASON NOTES

- Had nine points (including his 1000th career NCAA point) and six rebounds at New Mexico State (Dec. 15)
- Had 11 points and seven rebounds vs. Santa Clara (Dec. 9)
- Grabbed a season-high nine rebounds vs. UCSB (Dec. 6)
- Had seven points and six rebounds vs. New Mexico State (Dec. 2)
- Had two points, two rebounds and two assists vs. Pepperdine (Nov. 24)
- Had five points and seven rebounds vs. Rice (Nov. 22)
- Had three rebounds in UNM debut vs. Texas Southern (Nov. 6)
- Missed the two exhibitions due to injury

	2023-24	CAREER	STREAK
Double-Doubles	-	27	-
Double Figure Scoring	1	28	-
20-Point Games	-	16	-
10-Rebound Games	-	31	-

CAREER STATISTICS

Year	G-GS	Min-Avg.	FG-FGA	Pct.	3FG-3FGA	Pct.	FT-FTA	Pct.	Off-Def.	Reb-Avg.	PF-DQ	Ast	TO	Blk	Stl	Pts-Avg
2019-20 ^	32-24	1044-32.6	178-272	.654	2-14	.143	60-96	.625	112-144	256-8.0	50-0	54	62	10	34	418-13.1
2020-21 #	23-23	660-28.7	126-209	.603	9-17	.529	101-132	.765	102-159	261-11.3	44-0	25	48	4	25	362-15.7
2021-22 %	35-31	907-25.9	148-280	.529	9-29	.310	158-201	.786	125-205	330-9.4	79-1	43	67	3	41	463-13.2
Conf	14-14	408-29.1	56-123	.455	2-12	.167	74-91	.813	60-90	150-10.7	34-1	14	29	0	16	188-13.4
2022-23 %	35-33	949-27.1	160-298	.537	15-40	.375	172-206	.835	120-226	346-9.9	71-0	41	60	3	47	507-14.5
Conf	18-17	500-27.8	81-50	.540	8-17	.471	107-129	.829	55-126	181-10.1	43-0	19	33	0	21	277-15.4
2023-24	13-0	163-12.5	9-29	.310	3-9	.333	13-22	.591	20-34	54-4.2	16-0	6	5	2	5	34-2.6
Conf	2-0	15-7.5	0-0	.000	0-0	.000	0-0	.000	1-3	4-2.0	2-0	0	1	1	0	0-0.0
NCAA	83-64	2019-24.3	317-607	.522	27-78	.346	343-429	.800	265-465	730-8.8	166-1	90	132	8	93	1004-12.1

[^] at Gillette College | [#] at Western Texas | [%] at Texas A&M-Corpus Christi



#15 JT TOPPIN

Freshman | Forward | 6-9 | 220 | Dallas, TX | Faith Family Academy of Oak Cliff



Season Highs

Pts	27	vs. Toledo (11/21/23)
Reb	11	three times
FG	11	vs. Toledo (11/21/23)
FGA	14	twice
3FG	2	vs. UC Santa Barbara (12/6/23)
3FGA	3	vs. UC Santa Barbara (12/6/23)
FT	5	vs. Toledo (11/21/23)
FTA	5	three times
Ast	3	vs. Toledo (11/21/23)
Blk	4	vs. Rice (11/22/23)
Stl	3	twice
Min	34	vs. Toledo (11/21/23)

Career Highs

27	vs. Toledo (11/21/23)
11	three times
11	vs. Toledo (11/21/23)
14	twice
2	vs. UC Santa Barbara (12/6/23)
3	vs. UC Santa Barbara (12/6/23)
5	vs. Toledo (11/21/23)
5	three times
3	vs. Toledo (11/21/23)
4	vs. Rice (11/22/23)
3	twice
34	vs. Toledo (11/21/23)

MW Career Highs

17	at Colorado State (1/2/24)
11	at Colorado State (1/2/24)
8	at Colorado State (1/2/24)
14	at Colorado State (1/2/24)
1	at Colorado State (1/2/24)
2	at Colorado State (1/2/24)
--	
3	at Colorado State (1/2/24)
2	at Colorado State (1/2/24)
3	vs. Wyoming (1/6/24)
1	twice
30	at Colorado State (1/2/24)

12.3 PPG | 7.7 RPG | 23.8 MPG | 1.5 BPG | 68% FG

2023-24 GAME-BY-GAME

Opponent	MP	FG-A	3G-A	FT-A	O-D-T	PF	A	TO	BS	ST	TP
Texas Southern	18	4-6	0-1	3-3	3-6-9	2	0	2	2	2	11
at Saint Mary's*	16	4-6	0-1	0-0	2-4-6	5	0	1	1	0	8
UT Arlington*	27	7-11	0-1	1-2	4-6-10	2	0	1	1	0	15
vs. Toledo*	34	11-12	0-1	5-5	3-8-11	3	3	3	1	1	27
vs. Rice*	22	6-8	0-0	1-1	1-5-6	1	1	0	4	3	13
vs. Pepperdine*	20	4-6	0-0	3-5	3-5-8	4	2	1	1	0	11
Louisiana Tech*	28	4-7	0-0	0-1	5-2-7	5	0	0	2	2	8
New Mexico State*	14	1-1	0-0	3-5	1-2-3	3	0	0	1	2	5
UC Santa Barbara*	25	8-9	2-3	0-1	2-2-4	0	1	0	3	2	18
vs. Santa Clara*	24	5-8	0-0	1-4	2-4-6	2	0	2	2	1	11
at New Mexico State*	30	8-14	0-1	2-3	8-3-11	1	0	5	0	1	18
UC Irvine*	28	3-7	0-2	3-4	3-8-11	3	0	3	2	3	9
Eastern New Mexico*	17	3-4	0-0	1-1	2-5-7	3	0	1	0	1	7
at Colorado State*	30	8-14	1-2	0-3	3-8-11	3	2	1	0	1	17
Wyoming*	26	3-4	0-0	0-2	1-5-6	3	1	0	3	1	6

* game started

SEASON NOTES

- Four-time Mountain West Freshman of the Week (Nov. 20, Nov. 27, Dec. 11, Dec. 26)
- Had 17 points and 11 rebounds at No.13 Colorado State (Jan. 2)
- Had 18 points and 11 rebounds (eight offensive) at New Mexico State (Dec.15)
- Scored 18 points (8-9 FG) vs. UC Santa Barbara (Dec. 6)
- Had 11 points and eight rebounds vs. Pepperdine (Nov. 24)
- Had 13 points, six rebounds, four blocks and three steals vs. Rice (Nov. 22)
- First Lobo in history to post consecutive double-doubles after career-highs of 27 points and 11 rebounds vs. Toledo (Nov. 21)
- Had first career double-double with 15 points and 10 rebounds vs. UT Arlington (Nov. 16)
- Had eight points and six rebounds at No. 23 Saint Mary's (Nov. 9)
- Had 11 points and nine rebounds in collegiate debut vs. Texas Southern (Nov. 6)
- Averaged 12.5 points and 6.5 rebounds per game in the two exhibition wins over CSU Pueblo and NM Highlands

	2023-24	CAREER	STREAK
Double-Doubles	4	4	-
Double Figure Scoring	9	9	-
20-Point Games	1	1	-
10- Rebound Games	5	5	-


CAREER STATISTICS

Year	G-GS	Min-Avg.	FG-FGA	Pct.	3FG-3FGA	Pct.	FT-FTA	Pct.	Off-Def.	Reb-Avg.	PF-DQ	Ast	TO	Blk	Stl	Pts-Avg
2023-24	15-14	35.8-23.8	79-117	.675	3-12	.250	23-40	.575	43-73	116-7.7	40-2	10	20	23	20	184-12.3
Conf	2-2	56-28.0	11-18	.611	1-2	.500	0-5	.000	4-13	17-8.5	6-0	3	1	3	2	23-11.5



#21 SEBASTIAN FORSLING

Junior | Center | 7-0 | 240 | Floda, Sweden | RIG Mark



Season Highs

Pts	8	vs. Texas Southern (11/6/23)
Reb	3	twice
FG	3	vs. Texas Southern (11/6/23)
FGA	3	vs. Texas Southern (11/6/23)
3FG	--	
3FGA	1	vs. Eastern New Mexico (12/29/23)
FT	2	vs. Texas Southern (11/6/23)
FTA	2	three times
Ast	2	vs. Rice (11/22/23)
Blk	1	vs. New Mexico State (12/2/23)
Stl	--	
Min	14	vs. New Mexico State (12/2/23)

Career Highs

8	vs. Texas Southern (11/6/23)
10	vs. Northern New Mexico (2/11/22)
3	twice
5	vs. Denver (12/9/21)
1	vs. Nevada (3/9/22)
1	eight times
5	vs. UTSA (12/10/22)
6	vs. UTSA (12/10/22)
2	three times
3	vs. Wyoming (2/15/22)
1	six times
26	at Colorado State (1/19/22)

MW Career Highs

6	vs. Nevada (3/9/22) ^{MWT}
8	vs. Boise State (1/15/22)
2	five times
4	vs. Fresno State (1/25/22)
1	vs. Nevada (3/9/22) ^{MWT}
1	six times
2	vs. Utah State (1/8/22)
4	vs. Utah State (1/8/22)
2	at Utah State (2/22/22)
3	vs. Wyoming (2/15/22)
1	four times
26	at Colorado State (1/19/22)

1.2 PPG | 1.1 RPG | 6.5 MPG

2023-24 GAME-BY-GAME

Opponent	MP	FG-A	3G-A	FT-A	O-D-T	PF	A	TO	BS	ST	TP
Texas Southern	11	3-3	0-0	2-2	0-3-3	1	0	0	0	0	8
at Saint Mary's	8	0-0	0-0	0-0	0-1-1	1	1	1	0	0	0
UT Arlington					-DNP-						
vs. Toledo	1	0-0	0-0	0-0	0-0-0	0	0	0	0	0	0
vs. Rice	9	1-1	0-0	0-1	1-1-2	4	2	0	0	0	2
vs. Pepperdine	4	0-0	0-0	0-0	0-0-0	0	1	0	0	0	0
Louisiana Tech					-DNP-						
New Mexico State	14	1-1	0-0	0-0	0-2-2	2	0	2	1	0	2
UC Santa Barbara	2	0-0	0-0	0-0	0-0-0	1	0	0	0	0	0
vs. Santa Clara	5	0-0	0-0	1-2	0-0-0	1	1	0	0	0	1
at New Mexico State	2	0-0	0-0	0-0	0-0-0	1	1	0	0	0	0
UC Irvine	7	0-2	0-0	0-0	1-0-1	2	1	0	0	0	0
Eastern New Mexico	9	0-1	0-1	0-2	1-2-3	2	1	0	0	0	0
at Colorado State					-DNP-						
Wyoming					-DNP-						

SEASON NOTES

- Had three rebounds vs. Eastern New Mexico (Dec. 29)
- Had two points and two rebounds vs. New Mexico State (Dec. 2)
- Had two points, two rebounds and two assists vs. Rice (Nov. 22)
- Scored a career-high eight points (3-3 FG) vs. Texas Southern (Nov. 6)
- Averaged 2.5 rebounds per game in the two exhibition wins over CSU Pueblo and NM Highlands

	2023-24	CAREER	STREAK
10-Rebound Games	-	1	-

CAREER STATISTICS

Year	G-GS	Min-Avg.	FG-FGA	Pct.	3FG-3FGA	Pct.	FT-FTA	Pct.	Off-Def.	Reb-Avg.	PF-DQ	Ast	TO	Blk	Stl	Pts-Avg
2021-22	27-13	391-14.5	24-48	.500	1-7	.143	7-16	.438	34-31	65-2.4	63-2	13	19	9	6	56-2.1
Conf	17-10	277-16.3	12-28	.429	0-5	.000	4-10	.400	21-24	45-2.6	47-1	9	15	7	2	28-1.6
2022-23	21-0	137-6.5	10-14	.714	0-0	.000	12-15	.800	13-20	33-1.6	28-0	4	8	10	4	32-1.5
Conf	9-0	52-5.8	4-5	.800	0-0	.000	0-0	.000	4-6	10-1.1	6-0	1	3	5	2	8-0.9
2023-24	11-0	71-6.5	5-8	.625	0-1	.000	3-7	.429	3-9	12-1.1	15-0	8	3	1	0	13-1.2
Conf	--	--	--	--	--	--	--	--	--	--	--	--	--	--	--	--
Total	59-13	599-10.2	39-70	.557	1-8	.125	22-38	.579	50-60	110-1.9	106-2	25	30	20	10	101-1.7

Senior | Forward | 6-9 | 225 | Helsinki, Finland | HBA-Marsky [Dayton]



Season Highs		
Pts	11	twice
Reb	4	three times
FG	4	three times
FGA	9	vs. Louisiana Tech (11/29/23)
3FG	1	four times
3FGA	4	twice
FT	3	vs. New Mexico State (12/2/23)
FTA	4	vs. New Mexico State (12/2/23)
Ast	2	vs. Santa Clara (12/9/23)
Blk	1	twice
Stl	2	three times
Min	22	at Saint Mary's (11/9/23)

Career Highs		
22	vs. La Salle (12/30/20) ^{UD}	
11	at Duquesne (2/2/21) ^{UD}	
9	vs. La Salle (12/30/20) ^{UD}	
14	twice	
4	vs. Massachusetts (2/23/22) ^{UD}	
8	at VCU (2/7/23) ^{UD}	
8	vs. Southeastern Louisiana (12/3/22) ^{UD}	
10	twice	
8	vs. Alcorn State (12/20/22) ^{UD}	
8	at Duquesne (2/2/21) ^{UD}	
2	twice	
3	twice	
42	at Rhode Island (2/16/21) ^{UD}	

MW Career Highs		
9	vs. Wyoming (1/6/24)	
4	vs. Wyoming (1/6/24)	
4	vs. Wyoming (1/6/24)	
8	vs. Wyoming (1/6/24)	
1	vs. Wyoming (1/6/24)	
2	vs. Wyoming (1/6/24)	
--		
--		
--		
2	vs. Wyoming (1/6/24)	
20	vs. Wyoming (1/6/24)	

4.4 PPG | 2.2 RPG | 16.1 MPG

2023-24 GAME-BY-GAME

Opponent	MP	FG-A	3G-A	FT-A	O-D-T	PF	A	TO	BS	ST	TP
Texas Southern*	17	2-6	0-2	0-0	0-1-1	2	0	0	0	0	4
at Saint Mary's*	22	1-4	1-2	2-3	0-2-2	3	0	1	0	1	5
UT Arlington	19	0-2	0-2	0-0	1-3-4	2	0	0	0	0	0
vs. Toledo	18	2-5	0-2	1-2	0-3-3	2	1	3	0	2	5
vs. Rice	14	1-4	0-3	0-0	0-1-1	2	0	0	0	2	2
vs. Pepperdine	11	0-3	0-1	0-0	0-0-0	3	0	1	0	0	0
Louisiana Tech	21	1-9	0-3	1-1	1-2-3	0	0	0	0	1	3
New Mexico State	17	2-4	0-1	3-4	0-1-1	4	1	0	1	0	7
UC Santa Barbara	9	0-6	0-4	0-0	0-2-2	1	0	0	0	0	0
vs. Santa Clara	11	0-2	0-1	2-2	1-0-1	3	2	1	0	1	2
at New Mexico State					-DNP-						
UC Irvine	14	4-7	1-4	2-2	1-3-4	3	0	0	1	0	11
Eastern New Mexico	14	4-6	1-2	2-3	0-2-2	1	1	1	0	0	11
at Colorado State	17	1-4	0-1	0-0	1-2-3	2	0	0	0	1	2
Wyoming	20	4-8	1-2	0-0	0-4-4	0	0	0	0	2	9

* game started

SEASON NOTES

- Had nine points and four rebounds vs. Wyoming (Jan. 6)
- Tied a season high with 11 points vs. Eastern New Mexico (Dec. 29)
- Had season-highs of 11 points and four rebounds vs. UC Irvine (Dec. 20)
- Had seven points vs. New Mexico State (Dec. 2)
- Scored five points vs. Toledo (Nov. 21)
- Had five points at No. 23 Saint Mary's (Nov. 9)
- Scored four points in his UNM debut vs. Texas Southern (Nov. 6)
- Averaged 3.5 points and 2.0 rebounds per game in the two exhibition wins over CSU Pueblo and NM Highlands

	2023-24	CAREER	STREAK
Double-Doubles	-	2	-
Double Figure Scoring	2	38	-
20-Point Games	-	2	-
10-Rebound Games	-	3	-

CAREER STATISTICS

Year	G-GS	Min-Avg.	FG-FGA	Pct.	3FG-3FGA	Pct.	FT-FTA	Pct.	Off-Def.	Reb-Avg.	PF-DQ	Ast	TO	Blk	Stl	Pts-Avg
2020-21 %	19-15	569-29.9	68-137	.496	26-68	.382	26-34	.765	24-83	107-5.6	45-1	24	31	8	13	188-9.9
Conf	16-14	481-30.1	57-117	.487	24-59	.407	22-29	.759	21-69	90-5.6	35-1	21	26	8	11	160-10.0
2021-22 %	35-1	693-19.8	65-163	.399	28-95	.295	37-51	.725	41-101	142-4.1	57-0	26	37	7	7	195-5.6
Conf	18-1	375-20.8	37-87	.425	14-44	.318	16-24	.667	23-49	72-4.0	27-0	15	16	5	3	104-5.8
2022-23 %	34-19	1006-29.6	103-233	.442	45-123	.366	66-83	.795	40-124	164-4.8	61-0	59	46	10	8	317-9.3
Conf	18-10	513-28.5	55-123	.447	21-54	.389	15-22	.682	15-67	82-4.6	32-0	28	19	9	6	146-8.1
2023-24	14-2	225-16.1	22-70	.314	4-30	.133	13-17	.765	5-26	31-2.2	28-0	5	7	2	10	61-4.4
Conf	2-0	37-18.5	5-12	.417	1-3	.333	0-0	.000	1-6	7-3.5	2-0	0	0	0	3	11-5.5
CAREER	102-37	2490-24.4	258-603	.428	103-316	.326	142-185	.768	110-334	444-4.4	191-1	114	121	27	38	761-7.5

% at Dayton



#23 NELLY JUNIOR JOSEPH

Senior | Center | 6-10 | 240 | Benin City, Nigeria | NBA Academy Africa [Iona]



Season Highs

Pts	13	twice
Reb	16	vs. Eastern New Mexico (12/29/23)
FG	5	four times
FGA	11	twice
3FG	--	
3FGA	--	
FT	6	vs. UC Irvine (12/20/23)
FTA	10	vs. Eastern New Mexico (12/29/23)
Ast	5	vs. Pepperdine (11/24/23)
Blk	4	vs. Louisiana Tech (11/29/23)
Stl	5	at New Mexico State (12/15/23)
Min	31	vs. UC Irvine (12/20/23)

Career Highs

28	vs. Harvard (11/13/21) ^{lona}
17	vs. Manhattan (2/17/23) ^{lona}
11	twice
16	vs. Marist (3/2/23) ^{lona}
1	vs. North Alabama (11/20/21) ^{lona}
1	nine times
10	twice
14	three times
5	twice
6	twice
5	at New Mexico State (12/15/23)
39	vs. Marist (3/11/23) ^{lona}

MW Career Highs

10	vs. Wyoming (1/6/24)
9	vs. Wyoming (1/6/24)
3	twice
11	vs. Wyoming (1/6/24)
--	
4	vs. Wyoming (1/6/24)
6	vs. Wyoming (1/6/24)
3	at Colorado State (1/2/24)
1	at Colorado State (1/2/24)
3	vs. Wyoming (1/6/24)
27	at Colorado State (1/2/24)

9.0 PPG | 7.7 RPG | 24.9 MPG | 1.1 BPG

2023-24 GAME-BY-GAME

Opponent	MP	FG-A	3G-A	FT-A	O-D-T	PF	A	TO	BS	ST	TP
Texas Southern*	21	3-9	0-0	2-3	3-2-5	2	0	0	0	2	8
at Saint Mary's*	28	5-11	0-0	1-5	6-7-13	3	1	1	1	0	11
UT Arlington*	22	1-2	0-0	3-4	1-4-5	3	0	0	3	0	5
vs. Toledo*	27	3-9	0-0	2-3	4-6-10	3	2	3	0	0	8
vs. Rice*	21	5-9	0-0	0-0	2-5-7	2	1	1	1	0	10
vs. Pepperdine*	29	5-8	0-0	3-6	4-4-8	2	5	1	0	0	13
Louisiana Tech*	29	4-6	0-0	3-5	4-7-11	4	2	1	4	1	11
New Mexico State*	17	1-2	0-0	2-2	1-1-2	2	1	1	1	0	4
UC Santa Barbara*	27	3-5	0-0	0-0	2-6-8	1	0	3	1	1	6
vs. Santa Clara*	18	3-4	0-0	1-2	1-5-6	4	0	1	0	0	7
at New Mexico State*	29	4-7	0-0	2-7	1-5-6	3	0	2	0	5	10
UC Irvine*	31	3-6	0-0	6-8	3-4-7	4	0	1	1	3	12
Eastern New Mexico*	23	5-6	0-0	3-10	4-12-16	2	2	2	3	4	13
at Colorado State*	27	3-5	0-0	1-4	1-1-2	4	3	1	1	1	7
Wyoming*	25	3-11	0-0	4-6	8-1-9	5	1	1	0	3	10

* game started

SEASON NOTES

- Had 13 points, a season-high 16 rebounds to go with three blocks and four steals vs. Eastern New Mexico (Dec. 29)
- Had 12 points, seven rebounds and three steals vs. UC Irvine (Dec. 20)
- Had 10 points, six rebounds and a career-high five steals at New Mexico State (Dec. 15)
- Double-double (11 pts, 11 rebs) and four blocks vs. Louisiana Tech (Nov. 29)
- Had 13 points, eight rebounds and tied a career high with five assists vs. Pepperdine (Nov. 24)
- Had 10 points and seven rebounds vs. Rice (Nov. 22)
- Had eight points and 10 rebounds vs. Toledo (Nov. 21)
- Had 11 points and 13 rebounds at No. 23 Saint Mary's for first double-double as a Lobo (Nov. 9)
- Had eight points and five rebounds in UNM debut vs. Texas Southern (Nov. 6)
- Averaged 4.5 points and 7.0 rebounds per game in the two exhibition wins over CSU Pueblo and NM Highlands

	2023-24	CAREER	STREAK
Double-Doubles	3	37	-
Double Figure Scoring	7	75	-
20-Point Games	-	8	-
10-Rebound Games	4	41	-

CAREER STATISTICS

Year	G-GS	Min-Avg.	FG-FGA	Pct.	3FG-3FGA	Pct.	FT-FTA	Pct.	Off-Def.	Reb-Avg.	PF-DQ	Ast	TO	Blk	Stl	Pts-Avg
2020-21 %	18-16	499-27.7	81-136	.596	0-1	.000	37-58	.638	51-84	135-7.5	60-4	24	41	29	11	199-11.1
Conf	9-9	232-25.8	44-70	.629	0-1	.000	20-31	.645	23-36	59-6.6	34-3	8	25	14	3	108-12.0
2021-22 %	33-32	939-28.5	160-292	.548	1-3	.333	109-166	.657	108-164	272-8.2	76-0	49	69	62	36	430-13.0
Conf	20-19	540-27.0	92-160	.575	0-2	.000	58-92	.630	60-97	157-7.9	42-0	28	43	36	24	242-12.1
2022-23 %	35-34	1112-31.8	192-349	.550	0-5	.000	136-218	.624	124-202	326-9.3	96-2	39	66	52	42	520-14.9
Conf	20-20	633-31.7	104-200	.520	0-4	.000	90-147	.612	79-130	209-10.5	51-2	21	41	27	22	298-14.9
2023-24	15-15	374-24.9	51-100	.510	0-0	.000	33-65	.508	45-70	115-7.7	44-1	18	19	16	20	135-9.0
Conf	2-2	52-26.0	6-16	.375	0-0	.000	5-10	.500	9-2	11-5.5	9-1	4	2	1	4	17-8.5
CAREER	101-97	2924-29.0	484-877	.552	1-9	.111	315-507	.621	328-520	848-8.4	276-7	130	195	159	109	1284-12.7

% at Iona



2023-24 New Mexico Men's Basketball
Extended Season Box Score
All games

Game Records

Record	Overall	Home	Away	Neutral
ALL GAMES	13-2	8-0	1-2	4-0
CONFERENCE	1-1	1-0	0-1	0-0
NON-CONFERENCE	12-1	7-0	1-1	4-0

Team Box Score Extended

No.	Player	GP-GS			Total			3-Point			F-Throw			Rebounds			PF	DQ	A	A/G	TO	TO/G	A/TO	BLK	BLK/G	STL	STL/G	PTS	AVG
		GP	GS	MIN	AVG	FG	FGA	FG%	3FG	3FGA	3FG%	FT	FTA	FT%	OFF	DEF													
2	DENT, Donovan	14-14	444:03	31.7	94-180	.522	8-21	.381	37-58	.638	5	35	40	2.9	26	0	87	6.21	34	2.43	2.56	8	0.57	25	1.79	233	16.6		
5	MASHBURN, JR., Jamal	8-8	242:37	30.3	43-124	.347	12-35	.343	35-43	.814	1	13	14	1.8	6	0	10	1.25	11	1.38	0.91	1	0.13	5	0.63	133	16.6		
10	HOUSE, Jaelen	10-10	268:55	26.9	45-127	.354	19-51	.373	37-44	.841	6	25	31	3.1	32	0	38	3.80	16	1.60	2.38	2	0.20	29	2.90	146	14.6		
15	TOPPIN, JT	15-14	357:39	23.8	79-117	.675	3-12	.250	23-40	.575	43	73	116	7.7	40	2	10	0.67	20	1.33	0.50	23	1.53	20	1.33	184	12.3		
3	WASHINGTON, Tru	14-1	292:36	20.9	49-96	.510	11-28	.393	26-38	.684	13	45	58	4.1	29	0	23	1.64	22	1.57	1.05	3	0.21	20	1.43	135	9.6		
23	JOSEPH, Nelly	15-15	373:56	24.9	51-100	.510	0-0	.000	33-65	.508	45	70	115	7.7	44	1	18	1.20	19	1.27	0.95	16	1.07	20	1.33	135	9.0		
0	BAKER JR., Jemarl	15-11	334:03	22.3	33-72	.458	23-55	.418	7-10	.700	1	26	27	1.8	19	0	28	1.87	4	0.27	7.00	1	0.07	8	0.53	96	6.4		
22	AMZIL, Mustapha	14-2	225:09	16.1	22-70	.314	4-30	.133	13-17	.765	5	26	31	2.2	28	0	5	0.36	7	0.50	0.71	2	0.14	10	0.71	61	4.4		
1	APPELLHANS, Braden	11-0	81:21	7.4	13-29	.448	10-22	.455	4-4	1.000	1	6	7	0.6	6	0	5	0.45	5	0.45	1.00	1	0.09	4	0.36	40	3.6		
11	WEBB, Quinton	13-0	145:46	11.2	14-29	.483	5-17	.294	1-4	.250	5	20	25	1.9	23	0	1	0.08	5	0.38	0.20	1	0.08	10	0.77	34	2.6		
12	MUSHILLA, Isaac	13-0	162:55	12.5	9-29	.310	3-9	.333	13-22	.591	20	34	54	4.2	16	0	6	0.46	5	0.38	1.20	2	0.15	5	0.38	34	2.6		
21	FORSLING, Sebastian	11-0	71:00	6.5	5-8	.625	0-1	.000	3-7	.429	3	9	12	1.1	15	0	8	0.73	3	0.27	2.67	1	0.09	0	0.00	13	1.2		
Total		15	3000		457-981	.466	98-281	.349	232-352	.659	188	413	601	40.1	284	3	239	15.93	155	10.33	1.54	61	4.07	156	10.40	1244	82.9		
Opponents		15	3000		345-852	.405	91-306	.297	228-317	.719	143	394	537	35.8	292	7	181	12.07	250	16.67	0.72	62	4.13	87	5.80	1009	67.3		

Score by Periods

Team	1st	2nd	OT	TOT
New Mexico	610	634	0	1244
Opponents	450	559	0	1009



**2023-24 New Mexico Men's Basketball
Team Game-by-Game
All games**

Opponent	Date	Score	W	Total		3-Pointers		Free throws		Rebounds										
				FG-FGA	PCT	3FG-3FGA	PCT	FT-FTA	PCT	OFF	DEF	TOT	AVG	PF	A	TO	BLK	STL	PTS	AVG
Texas Southern	11/06/2023	92-55	W	30-67	.448	10-23	.435	22-27	.815	13	40	53	53.0	17	20	9	5	9	92	92.0
at Saint Mary's (CA)	11/09/2023	58-72	L	23-62	.371	4-12	.333	8-15	.533	14	23	37	45.0	21	10	13	2	8	58	75.0
UT Arlington	11/16/2023	82-80	W	30-69	.435	4-19	.211	18-26	.692	14	22	36	42.0	18	8	8	6	4	82	77.3
vs Toledo	11/21/2023	92-84	W	34-68	.500	3-13	.231	21-27	.778	15	28	43	42.3	19	20	15	2	8	92	81.0
vs Rice	11/22/2023	90-56	W	36-71	.507	5-18	.278	13-15	.867	11	31	42	42.2	16	18	7	5	7	90	82.8
vs Pepperdine	11/24/2023	90-71	W	34-60	.567	5-14	.357	17-30	.567	8	32	40	41.8	14	19	11	3	9	90	84.0
Louisiana Tech	11/29/2023	74-65	W	25-66	.379	9-24	.375	15-22	.682	15	32	47	42.6	20	16	9	8	8	74	82.6
New Mexico St.	12/02/2023	106-62	W	32-53	.604	14-25	.560	28-41	.683	9	22	31	41.1	24	24	7	5	10	106	85.5
UC Santa Barbara	12/06/2023	84-61	W	35-68	.515	7-22	.318	7-10	.700	11	30	41	41.1	17	19	13	6	13	84	85.3
vs Santa Clara	12/09/2023	93-76	W	33-64	.516	4-16	.250	23-33	.697	15	22	37	40.7	25	12	15	2	18	93	86.1
at New Mexico St.	12/15/2023	73-72	W	28-64	.438	6-14	.429	11-22	.500	16	21	37	40.4	17	15	16	1	14	73	84.9
UC Irvine	12/20/2023	78-65	W	26-66	.394	5-19	.263	21-28	.750	13	29	42	40.5	19	10	9	5	9	78	84.3
Eastern N.M.	12/29/2023	87-54	W	33-74	.446	11-32	.344	10-23	.435	14	38	52	41.4	18	18	6	5	13	87	84.5
at Colorado St.	01/02/2024	68-76	L	28-60	.467	8-17	.471	4-11	.364	7	22	29	40.5	20	18	11	2	10	68	83.4
Wyoming	01/06/2024	77-60	W	30-69	.435	3-13	.231	14-22	.636	13	21	34	40.1	19	12	6	4	16	77	82.9
Total		1244		457-981	.466	98-281	.349	232-352	.659	188	413	601	40.1	284	239	155	61	156	1244	82.9
Opponents		1009		345-852	.405	91-306	.297	228-317	.719	143	394	537	35.8	292	181	250	62	87	1009	67.3

New Mexico Averages

Games Played	Points/game	FG Pct	3FG Pct	FT Pct	Rebounds/game	Assists/game	Turnovers/game	Assist/Turnover ratio	Steals/game	Blocks/game
15	82.9	46.6	34.9	65.9	40.1	15.9	10.3	1.5	10.4	4.1



**2023-24 New Mexico Men's Basketball
Opponents Game-by-Game
All games**

Opponent	Date	Score	W	Total		3-Pointers		Free throws		Rebounds											
				FG-FGA	PCT	3FG-3FGA	PCT	FT-FTA	PCT	OFF	DEF	TOT	AVG	PF	A	TO	BLK	STL	PTS	AVG	
Texas Southern	11/06/2023	92-55	W	20-68	.294	5-24	.208	10-19	.526	11	26	37	37.0	20	9	12	9	5	55	55.0	
at Saint Mary's (CA)	11/09/2023	58-72	L	25-55	.455	6-17	.353	16-25	.640	14	27	41	39.0	18	13	13	6	8	72	63.5	
UT Arlington	11/16/2023	82-80	W	30-65	.462	5-23	.217	15-20	.750	15	30	45	41.0	24	11	14	2	3	80	69.0	
vs Toledo	11/21/2023	92-84	W	29-57	.509	8-18	.444	18-24	.750	2	23	25	37.0	25	18	17	3	6	84	72.8	
vs Rice	11/22/2023	90-56	W	18-53	.340	7-28	.250	13-18	.722	5	25	30	35.6	13	11	17	3	5	56	69.4	
vs Pepperdine	11/24/2023	90-71	W	25-64	.391	12-24	.500	9-11	.818	8	24	32	35.0	19	16	15	0	8	71	69.7	
Louisiana Tech	11/29/2023	74-65	W	21-59	.356	8-19	.421	15-21	.714	10	29	39	35.6	19	8	11	6	5	65	69.0	
New Mexico St.	12/02/2023	106-62	W	19-48	.396	3-18	.167	21-28	.750	11	22	33	35.3	29	8	17	3	5	62	68.1	
UC Santa Barbara	12/06/2023	84-61	W	21-58	.362	3-17	.176	16-19	.842	9	24	33	35.0	12	11	19	3	4	61	67.3	
vs Santa Clara	12/09/2023	93-76	W	22-51	.431	6-17	.353	26-30	.867	9	22	31	34.6	23	16	26	4	5	76	68.2	
at New Mexico St.	12/15/2023	73-72	W	25-51	.490	9-20	.450	13-19	.684	9	21	30	34.2	19	10	21	4	10	72	68.5	
UC Irvine	12/20/2023	78-65	W	22-58	.379	6-22	.273	15-22	.682	10	32	42	34.8	20	16	15	7	6	65	68.3	
Eastern N.M.	12/29/2023	87-54	W	21-61	.344	3-19	.158	9-21	.429	10	32	42	35.4	20	11	15	3	4	54	67.2	
at Colorado St.	01/02/2024	68-76	L	26-53	.491	6-19	.316	18-21	.857	8	30	38	35.6	14	14	15	6	10	76	67.8	
Wyoming	01/06/2024	77-60	W	21-51	.412	4-21	.190	14-19	.737	12	27	39	35.8	17	9	23	3	3	60	67.3	
Total		1009		345-852	.405	91-306	.297	228-317	.719	143	394	537	35.8	292	181	250	62	87	1009	67.3	
New Mexico		1244		457-981	.466	98-281	.349	232-352	.659	188	413	601	40.1	284	239	155	61	156	1244	82.9	

Opponents Averages

Games Played	Points/game	FG Pct	3FG Pct	FT Pct	Rebounds/game	Assists/game	Turnovers/game	Assist/Turnover ratio	Steals/game	Blocks/game
15	67.3	40.5	29.7	71.9	35.8	12.1	16.7	0.7	5.8	4.1



2023-24 New Mexico Men's Basketball
Points-rebounds-assists
All games

Opponent	Date	Score	0	1	2	3	5	10	11	12	15	21	22
			BAKER JR.,	APPELHANS,	DENT,DONOV	WASHINGTON,	WASHBURN,	HOUSE,JAEL	WEBB,QUINT	MUSHILA,IS	TOPPIN,JT	FORSLING,S	SAMZIL,MUST
Texas Southern	11/06/2023	92-55	W	5-2-2	11-3-0	12-4-6	6-6-2	15-3-5	8-2-4	4-4-0	11-9-0	8-3-0	4-1-0
at Saint Mary's (CA)	11/09/2023	58-72	L	2-3-2	0-0-0	15-2-5	5-2-1	7-2-0	DNP	5-1-0	8-6-0	0-1-1	5-2-0
UT Arlington	11/16/2023	82-80	W	3-1-2	DNP	25-2-5	5-3-0	29-1-1	DNP	0-1-0	15-10-0	DNP	0-4-0
vs Toledo	11/21/2023	92-84	W	0-3-2	DNP	17-3-7	8-2-2	27-1-1	DNP	0-2-1	27-11-3	0-0-0	5-3-1
vs Rice	11/22/2023	90-56	W	6-3-2	0-0-0	18-3-11	14-6-0	13-3-1	DNP	7-2-0	13-6-1	2-2-2	2-1-0
vs Pepperdine	11/24/2023	90-71	W	14-3-2	2-0-0	24-1-7	19-12-0	DNP	DNP	5-3-0	11-8-2	0-0-1	0-0-0
Louisiana Tech	11/29/2023	74-65	W	18-3-2	0-1-1	8-5-4	10-4-3	DNP	16-6-4	0-2-0	8-7-0	DNP	3-3-0
New Mexico St.	12/02/2023	106-62	W	6-0-2	8-0-0	12-1-10	21-5-6	DNP	28-3-4	7-3-0	5-3-0	2-2-0	7-1-1
UC Santa Barbara	12/06/2023	84-61	W	8-1-2	3-1-0	23-1-8	17-6-4	DNP	5-0-4	4-3-0	18-4-1	0-0-0	0-2-0
vs Santa Clara	12/09/2023	93-76	W	17-0-1	0-0-0	22-6-4	11-4-1	DNP	9-1-3	2-1-0	11-6-0	1-0-1	2-1-2
at New Mexico St.	12/15/2023	73-72	W	3-4-2	DNP	14-4-6	5-1-2	DNP	14-5-3	0-0-0	18-11-0	0-0-1	DNP
UC Irvine	12/20/2023	78-65	W	6-0-1	2-0-1	12-4-1	6-5-1	DNP	20-3-5	0-0-0	9-11-0	0-1-1	11-4-0
Eastern N.M.	12/29/2023	87-54	W	2-2-5	14-2-3	DNP	DNP	17-1-0	22-3-5	0-3-0	7-7-0	0-3-1	11-2-1
at Colorado St.	01/02/2024	68-76	L	5-2-1	0-0-0	10-3-9	0-0-0	13-1-2	14-4-1	DNP	17-11-2	DNP	2-3-0
Wyoming	01/06/2024	77-60	W	1-0-0	DNP	21-1-4	8-2-1	12-2-0	10-4-5	DNP	6-6-1	DNP	9-4-0

Opponent	Date	Score	23
			JOSEPH,NEL
Texas Southern	11/06/2023	92-55	W
at Saint Mary's (CA)	11/09/2023	58-72	L
UT Arlington	11/16/2023	82-80	W
vs Toledo	11/21/2023	92-84	W
vs Rice	11/22/2023	90-56	W
vs Pepperdine	11/24/2023	90-71	W
Louisiana Tech	11/29/2023	74-65	W
New Mexico St.	12/02/2023	106-62	W
UC Santa Barbara	12/06/2023	84-61	W
vs Santa Clara	12/09/2023	93-76	W
at New Mexico St.	12/15/2023	73-72	W
UC Irvine	12/20/2023	78-65	W
Eastern N.M.	12/29/2023	87-54	W
at Colorado St.	01/02/2024	68-76	L
Wyoming	01/06/2024	77-60	W



2023-24 New Mexico Men's Basketball Combined Team Statistics In Conference games

Game Records

Record	Overall	Home	Away	Neutral
ALL GAMES	1-1	1-0	0-1	0-0
CONFERENCE	1-1	1-0	0-1	0-0
NON-CONFERENCE	0-0	0-0	0-0	0-0

Score by Periods

Team	1st	2nd	OT	TOT
New Mexico	69	76	0	145
Opponents	55	81	0	136

Team Box Score

No.	Player			Total		3-Point		F-Throw		Rebounds												
		GP-GS	MIN	AVG	FG-FGA	FG%	3FG-3FGA	3FG%	FT-FTA	FT%	OFF	DEF	TOT	AVG	PF	DQ	A	TO	BLK	STL	PTS	AVG
2	DENT, Donovan	2-2	67:52	33.9	13-25	.520	2-5	.400	3-5	.600	0	4	4	2.0	7	0	13	3	0	3	31	15.5
5	MASHBURN, JR., Jamal	2-2	62:17	31.1	9-25	.360	2-5	.400	5-5	1.000	1	2	3	1.5	3	0	2	2	0	4	25	12.5
10	HOUSE, Jaelen	2-2	49:52	24.9	8-23	.348	4-10	.400	4-6	.667	1	7	8	4.0	8	0	6	5	0	7	24	12.0
15	TOPPIN, JT	2-2	55:43	27.9	11-18	.611	1-2	.500	0-5	.000	4	13	17	8.5	6	0	3	1	3	2	23	11.5
23	JOSEPH, Nelly	2-2	52:18	26.2	6-16	.375	0-0	.000	5-10	.500	9	2	11	5.5	9	1	4	2	1	4	17	8.5
22	AMZIL, Mustapha	2-0	36:45	18.4	5-12	.417	1-3	.333	0-0	.000	1	6	7	3.5	2	0	0	0	0	3	11	5.5
3	WASHINGTON, Tru	2-0	19:54	10.0	4-6	.667	0-2	.000	0-0	.000	0	2	2	1.0	2	0	1	1	1	1	8	4.0
0	BAKER JR., Jemarl	2-0	37:57	19.0	2-4	.500	1-3	.333	1-2	.500	0	2	2	1.0	0	0	1	0	0	2	6	3.0
1	APPELHANS, Braden	1-0	02:17	2.3	0-0	.000	0-0	.000	0-0	.000	0	0	0	0.0	0	0	0	0	0	0	0	0.0
12	MUSHILA, Isaac	2-0	15:05	7.5	0-0	.000	0-0	.000	0-0	.000	1	3	4	2.0	2	0	0	1	1	0	0	0.0
Team											3	2	5					2				
Total		2	400		58-129	.450	11-30	.367	18-33	.545	20	43	63	31.5	39	1	30	17	6	26	145	72.5
Opponents		2	400		47-104	.452	10-40	.250	32-40	.800	20	57	77	38.5	31	1	23	38	9	13	136	68.0

Team Statistics

	UNM	OPP
Scoring	145	136
Points per game	72.5	68.0
Scoring margin	+4.5	-
Field goals-att	58-129	47-104
Field goal pct	.450	.452
3 point fg-att	11-30	10-40
3-point FG pct	.367	.250
3-pt FG made per game	5.5	5.0
Free throws-att	18-33	32-40
Free throw pct	.545	.800
F-Throws made per game	9.0	16.0
Rebounds	63	77
Rebounds per game	31.5	38.5
Rebounding margin	-7.0	-
Assists	30	23
Assists per game	15.0	11.5
Turnovers	17	38
Turnovers per game	8.5	19.0
Turnover margin	+10.5	-
Assist/turnover ratio	1.8	0.6
Steals	26	13
Steals per game	13.0	6.5
Blocks	6	9
Blocks per game	3.0	4.5
Winning streak	1	-
Home win streak	1	-
Attendance	12611	5165
Home games-Avg/Game	1-12611	1-5165
Neutral site-Avg/Game	-	0-0

Team Results

Date	Opponent		Score	Att.
01/02/2024	at Colorado St.	L	68-76	5165
01/06/2024	Wyoming	W	77-60	12611



2023-24 New Mexico Men's Basketball Combined Team Statistics All games

Game Records

Record	Overall	Home	Away	Neutral
ALL GAMES	13-2	8-0	1-2	4-0
CONFERENCE	1-1	1-0	0-1	0-0
NON-CONFERENCE	12-1	7-0	1-1	4-0

Score by Periods

Team	1st	2nd	OT	TOT
New Mexico	610	634	0	1244
Opponents	450	559	0	1009

Team Box Score

No.	Player				Total		3-Point		F-Throw		Rebounds								PTS	AVG		
		GP-GS	MIN	AVG	FG-FGA	FG%	3FG-3FGA	3FG%	FT-FTA	FT%	OFF	DEF	TOT	AVG	PF	DQ	A	TO			BLK	STL
2	DENT, Donovan	14-14	444:03	31.7	94-180	.522	8-21	.381	37-58	.638	5	35	40	2.9	26	0	87	34	8	25	233	16.6
5	MASHBURN, JR., Jamal	8-8	242:37	30.3	43-124	.347	12-35	.343	35-43	.814	1	13	14	1.8	6	0	10	11	1	5	133	16.6
10	HOUSE, Jaelen	10-10	268:55	26.9	45-127	.354	19-51	.373	37-44	.841	6	25	31	3.1	32	0	38	16	2	29	146	14.6
15	TOPPIN, JT	15-14	357:39	23.8	79-117	.675	3-12	.250	23-40	.575	43	73	116	7.7	40	2	10	20	23	20	184	12.3
3	WASHINGTON, Tru	14-1	292:36	20.9	49-96	.510	11-28	.393	26-38	.684	13	45	58	4.1	29	0	23	22	3	20	135	9.6
23	JOSEPH, Nelly	15-15	373:56	24.9	51-100	.510	0-0	.000	33-65	.508	45	70	115	7.7	44	1	18	19	16	20	135	9.0
0	BAKER JR., Jemarl	15-11	334:03	22.3	33-72	.458	23-55	.418	7-10	.700	1	26	27	1.8	19	0	28	4	1	8	96	6.4
22	AMZIL, Mustapha	14-2	225:09	16.1	22-70	.314	4-30	.133	13-17	.765	5	26	31	2.2	28	0	5	7	2	10	61	4.4
1	APPELHANS, Braden	11-0	81:21	7.4	13-29	.448	10-22	.455	4-4	1.000	1	6	7	0.6	6	0	5	5	1	4	40	3.6
11	WEBB, Quinton	13-0	145:46	11.2	14-29	.483	5-17	.294	1-4	.250	5	20	25	1.9	23	0	1	5	1	10	34	2.6
12	MUSHILA, Isaac	13-0	162:55	12.5	9-29	.310	3-9	.333	13-22	.591	20	34	54	4.2	16	0	6	5	2	5	34	2.6
21	FORSLING, Sebastian	11-0	71:00	6.5	5-8	.625	0-1	.000	3-7	.429	3	9	12	1.1	15	0	8	3	1	0	13	1.2
Team											40	31	71					4				
Total		15	3000		457-981	.466	98-281	.349	232-352	.659	188	413	601	40.1	284	3	239	155	61	156	1244	82.9
Opponents		15	3000		345-852	.405	91-306	.297	228-317	.719	143	394	537	35.8	292	7	181	250	62	87	1009	67.3

Team Statistics

	UNM	OPP
Scoring	1244	1009
Points per game	82.9	67.3
Scoring margin	+15.7	-
Field goals-att	457-981	345-852
Field goal pct	.466	.405
3 point fg-att	98-281	91-306
3-point FG pct	.349	.297
3-pt FG made per game	6.5	6.1
Free throws-att	232-352	228-317
Free throw pct	.659	.719
F-Throws made per game	15.5	15.2
Rebounds	601	537
Rebounds per game	40.1	35.8
Rebounding margin	+4.3	-
Assists	239	181
Assists per game	15.9	12.1
Turnovers	155	250
Turnovers per game	10.3	16.7
Turnover margin	+6.3	-
Assist/turnover ratio	1.5	0.7
Steals	156	87
Steals per game	10.4	5.8
Blocks	61	62
Blocks per game	4.1	4.1
Winning streak	1	-
Home win streak	8	-
Attendance	93661	13847
Home games-Avg/Game	8-11708	3-4616
Neutral site-Avg/Game	-	4-1056

Team Results

Date	Opponent		Score	Att.
11/06/2023	Texas Southern	W	92-55	11106
11/09/2023	at Saint Mary's (CA)	L	58-72	3500
11/16/2023	UT Arlington	W	82-80	10484
11/21/2023	vs Toledo	W	92-84	1007
11/22/2023	vs Rice	W	90-56	1634
11/24/2023	vs Pepperdine	W	90-71	1584
11/29/2023	Louisiana Tech	W	74-65	10216
12/02/2023	New Mexico St.	W	106-62	15435
12/06/2023	UC Santa Barbara	W	84-61	10311
12/09/2023	vs Santa Clara	W	93-76	0
12/15/2023	at New Mexico St.	W	73-72	5182
12/20/2023	UC Irvine	W	78-65	11536
12/29/2023	Eastern N.M.	W	87-54	11962
01/02/2024	at Colorado St.	L	68-76	5165
01/06/2024	Wyoming	W	77-60	12611