

# THE UNIVERSITY OF NEW MEXICO SOFTBALL

FEBRUARY 16-18 | ACU TOURNAMENT

## 2024 SCHEDULE

OVERALL: 1-6 • MW: 0-0 • H: 0-0 • A: 0-4 • N: 1-2

DATE	OPPONENT	TIME/SCORE
2/9	Tennessee State	W, 7-6
2/9	at RV McNeese	L, 12-4 (6)

### Louisiana Classics Lafayette, La.

2/10	Chattanooga	L, 4-2
2/10	RV Cal	L, 16-3 (5)
2/11	at No. 21 Louisiana	L, 10-2 (5)

2/14	at UTEP	L, 4-3 (8)
2/14	at UTEP	L, 4-2

### ACU Tournament Abilene, Texas

2/16	Marist	12 p.m.
2/16	at Abilene Christian	6 p.m.
2/17	Houston Christian	1:30 p.m.
2/18	Marist	8:30 a.m.
2/18	at Abilene Christian	11:30 a.m.

### UNT Invite Denton, Texas

2/23	Stephen F. Austin	10:30 a.m.
2/23	at North Texas	3:30 p.m.
2/24	Stephen F. Austin	8 a.m.
2/24	at North Texas	3:30 p.m.
2/25	Minnesota	8:30 a.m.

### 2/28 Texas Tech 1 p.m.

### Purple Classic Phoenix, Ariz.

3/1	Pacific	9 a.m.
3/1	Montana	2 p.m.
3/2	Toledo	2 p.m.
3/2	at Grand Canyon	7 p.m.

### Rainbow Wahine Classic Honolulu, Hawai'i

3/6	Cleveland State	7:30 p.m.
3/7	UConn	6 p.m.
3/7	at Hawai'i	11 p.m.
3/8	UConn	5 p.m.
3/8	at Hawai'i	10 p.m.

3/12	at Texas Tech	11 a.m.
3/12	at Texas Tech	1 p.m.

3/15	at San José State *	7 p.m.
3/16	at San José State *	4 p.m.
3/17	at San José State *	1 p.m.

3/22	UNLV *	6 p.m.
3/23	UNLV *	1 p.m.
3/24	UNLV *	11 a.m.

3/26	at New Mexico State	4 p.m.
3/26	at New Mexico State	6 p.m.

3/28	at Nevada *	4 p.m.
3/29	at Nevada *	2 p.m.
3/30	at Nevada *	1 p.m.

4/3	San Diego State *	12 p.m.
4/3	San Diego State *	2 p.m.

4/6	at Colorado State *	1 p.m.
4/7	at Colorado State *	12 p.m.

### 4/16 New Mexico State 4 p.m.

4/19	Utah State *	6 p.m.
4/20	Utah State *	1 p.m.
4/21	Utah State *	11 a.m.

4/26	at Boise State *	6 p.m.
4/27	at Boise State *	2 p.m.
4/28	at Boise State *	12 p.m.

5/2	Fresno State *	6 p.m.
5/3	Fresno State *	1 p.m.
5/4	Fresno State *	11 a.m.

5/8-11 MW Conference Tournament  
Boise, Idaho

All times are MT  
Bold denotes home games  
\*denotes Mountain West game



**Record**  
1-6, 0-0 MW  
**Head Coach:**  
Nicole Dickson  
**Record at UNM:**  
20-37, 6-16 (2nd yr.)  
**Career Record:**  
189-160 (8th yr.)

## ACU TOURNAMENT



**Record**  
0-0, 0-0 MAAC  
**Last Season:**  
29-30, 12-8 MAAC  
**Head Coach:**  
Joe Ausanio  
**Record at MAR:**  
395-363 (15th yr.)  
**Career Record:**  
Same



**Record**  
0-5, 0-0 WAC  
**Last Season:**  
16-36, 10-14 WAC  
**Head Coach:**  
Abigail Farler  
**Record at ACU:**  
61-117 (5th yr.)  
**Career Record:**  
181-161 (8th yr.)



**Record**  
2-1, 0-0 SLC  
**Last Season:**  
20-33, 9-15 SLC  
**Head Coach:**  
Mary-ellen Hall  
**Record at HCU:**  
882-641 (33rd yr.)  
**Career Record:**  
Same

## THE OPPONENTS

UNM has historically only faced one of the three opponents on the schedule this weekend, and that was one game against Marist in 2015.

vs. Marist  
Overall: 1-0  
Last Five: 1-0  
Last Game: 3/13/15  
Last Win: Same  
Series Trend: W1

vs. ACU  
Overall: First meeting  
Last Five: N/A  
Last Game: N/A  
Last Win: N/A  
Series Trend: N/A

vs. Houston Christian  
Overall: First meeting  
Last Five: N/A  
Last Game: N/A  
Last Win: N/A  
Series Trend: N/A

## LOBO NOTES

### STEAL YOUR BASE

- Keyannah Chavez's three stolen bases against Tennessee State were the most for a Lobo in a single game since 2017, when D'Andra DeFlora had three against Santa Clara on 3/11/17.
- UNM's six stolen bases were the most in a game since 2018, when UNM had six against Howard on 3/10/18. In addition to Chavez's three, Ashley Archuleta had two stolen bases and Katherine Brunner had one stolen base.
- UNM is 13-13 on the season in stolen bases with seven different players recording at least one.
  - Chavez and Archuleta are tied for the team lead with three stolen bases with Rachael Hathoot and Emma Bramson each stealing two and Brunner, Sydney Carithers and Gabrielle Briones each with one.

### YEATTS GOES YARD

- Chloe Yeatts' bat was active early, with the Lobo sophomore accounting for the first two home runs of the season, both coming in the first innings of the first two games.
- Yeatts got the Lobos on the board in her first at-bat of the season on a two-run home run against Tennessee State and then facing an 0-2 count, took a ball and then hit a home run to center field for another two-run home run at McNeese.
- On the first day, Yeatts had a combined five RBI and nine total bases.

### GUEST APPEARANCE

- In her first collegiate appearance, freshman pitcher McKenna Guest entered in the fourth inning with bases loaded and struck out the first two batters she faced. She then limited the Tigers to one hit in both the sixth and seventh innings to keep the Lobos within reach, recording a strikeout in each inning.
- Guest finished with 4.0 innings pitched, no runs or walk allowed with four hits and four strikeouts.
- The RHP appeared in four games with two starts, throwing the second-most innings at 8.0 and finished the weekend with seven strikeouts.
- The Pattonville, Texas native followed the first weekend up with a complete game in the first game at UTEP on Wednesday and struck out a season-high nine Miners, which included striking out the side in the sixth. Guest retired the side in order in both the fifth and sixth.
- To date, Guest leads the Lobos with the most starts (three), as well as with a 6.26 ERA and is tied for the team high in strikeouts with 16. In addition, she has thrown the second-most innings at 15.2.

### KEEP THEM GUESSING

- In the first seven games, the Lobos have repeated the same batting order only twice.
  - Three different players have hit in the leadoff spot, four in the second spot, two in the third spot, four in the cleanup spot, five in the fifth spot, two in the sixth spot, three in the seventh spot, three in the eighth spot and three in the ninth spot.
  - Rachael Hathoot has led off in five games with Chloe Yeatts hitting third in six games for the most frequency in the lineup.
  - The Lobos have also used four different players at the DP spot, led by three games by Katherine Brunner, before she moved to starting at third.

### A LOOK BACK AT 2023

- The Lobos made statistical improvements in Coach Nicole Dickson's first year at UNM, both in NCAA rankings and among program single-season stats.
- When it comes to program milestones:
  - The .299 batting average was the best batting average since 2015 and tied the best batting average in the last 11 years. UNM's 231 runs were the most since 2016, the 399 hits were the most since 2015, the 14 triples were the most since 2010, the 214 RBI the most since 2015 as was the .368 on-base percentage. The 40 stolen bases were the most since 2013.
  - UNM pitched 4 shutouts, the most since 2013 and turned 22 double plays, the most since 2015.
- UNM improved from 2022 to 2023 in 8 NCAA statistical categories:
  - The Lobos improved 141 spots in double plays turned per game (finished 27th with .44), improved 88 spots in triples per game (29th at .28), 87 spots in stolen bases per game (192nd at .80), 86 spots in batting average (.45th at .299), 49 spots in runs per game (95th at 4.62), 46 spots in on-base percentage (68th at .368), 16 spots in shutouts (189 at 4) and 12 spots in slugging percentage

## 2024 QUICK FACTS

Name of School \_\_\_\_\_ University of New Mexico  
 Founded \_\_\_\_\_ 1889 by Territorial Legislature  
 Enrollment \_\_\_\_\_ 27,413  
 Nickname \_\_\_\_\_ Lobos  
 School Colors \_\_\_\_\_ Cherry & Silver  
 Conference \_\_\_\_\_ Mountain West  
 Affiliation \_\_\_\_\_ NCAA Division I  
 Venue \_\_\_\_\_ Lobo Softball Field  
 Dimensions \_\_\_\_\_ 205-225-205  
 Capacity \_\_\_\_\_ 1,500  
 President \_\_\_\_\_ Dr. Garnett Stokes  
 Athletic Director \_\_\_\_\_ Eddie Nuñez

## PROGRAM HISTORY

First Year of Softball \_\_\_\_\_ 1978  
 All-Time Record \_\_\_\_\_ 1061-1231-3  
 Mountain West Record \_\_\_\_\_ 144-339-1  
 NCAA Tournament Appearances \_\_\_\_\_ 3  
 1980 (IAIW), 1981 (IAIW) and 1983 (NCAA)  
 Last NCAA Postseason Opponent Cal St. Fullerton  
 Last NCAA Postseason Result \_\_\_\_\_ CSUF won series 2-1  
 Conference Championships \_\_\_\_\_ 3  
 1980 (Intermountain), 1981 (Intermountain) and  
 1983 (High Country)

## TEAM INFORMATION

2023 Overall Record \_\_\_\_\_ 19-31  
 2023 MW Record \_\_\_\_\_ 6-16 (9th)  
 Letterwinners Returning/Lost \_\_\_\_\_ 13/12  
 Pitchers Returning/Lost \_\_\_\_\_ 2/4  
 Starters Returning/Lost \_\_\_\_\_ 6/3  
 Newcomers \_\_\_\_\_ 15

## SOFTBALL STAFF

Head Coach \_\_\_\_\_ Nicole Dickson (2nd season)  
 Record at UNM \_\_\_\_\_ 20-37  
 Career Record \_\_\_\_\_ 189-160 (Eighth season)  
 Assistant Coach Morgan Spearman (2nd season)  
 Assistant Coach \_\_\_\_\_ Skylar Black (2nd season)  
 Assistant Coach \_\_\_\_\_ Sophie Hannabas (1st season)

## COMMUNICATIONS

Softball Contact \_\_\_\_\_ Allison Weiss  
 Email \_\_\_\_\_ allisonweiss@unm.edu  
 Cell Phone (Preferred) \_\_\_\_\_ (661) 313-5402

## DIGITAL MEDIA

Athletics Website \_\_\_\_\_ GoLobos.com  
 Main University Web Site \_\_\_\_\_ unm.edu  
 Conference Website \_\_\_\_\_ TheMW.com  
 X \_\_\_\_\_ @UNMLoboSB  
 Instagram \_\_\_\_\_ @UNMLoboSB  
 Facebook \_\_\_\_\_ @UNMLoboSB

## INTERVIEW REQUESTS

All interviews with UNM student-athletes and coaches are to be coordinated through the athletics communications office. Interviews may be arranged by contacting Allison Weiss in the athletics communications office (allisonweiss@unm.edu). All interview requests should be made at least 24 hours in advance.

(88th at .422).

- On opening weekend last season, UNM beat No. 19 Oregon State 8-0 in five innings for the first win against a ranked opponent since 2016 and the first run-rule of a ranked opponent since 2012.
- UNM had two players finish in the top 4 in the MW in batting average, with one returner in Rachael Hathoot (second at .396), and Hathoot also finished in the top 5 in the MW in hits (fifth at 59). Both Hathoot and Ashley Archuleta were among the top 2 in triples with Hathoot leading with seven and Archuleta tied for second with five.
- The Lobos had two MW Freshman of the Week and Player of the Week award winners and one MW Pitcher of the Week winner.
- UNM also had two First Team All-Mountain West players in Archuleta and Hathoot, the second for Archuleta and first for Hathoot, and the first time that UNM has had two earn spots on the first team since 2014.

## FRESH PERSPECTIVE

- The Lobos revamped their roster with 12 freshmen and a total of 15 newcomers.
- Of the freshmen, UNM added four pitchers, three outfielders, three utility players and two infielders.
- UNM also added three transfers in junior catcher/ infielder Sydney Carithers, junior pitcher Emily Brouse and sophomore outfielder Taylor Morgan.
- Of the freshmen, Katherine Brunner has started all seven games, four games at third and three in the designated player spot. Macie Andrews has started four games, all in left, and Gabrielle Briones and DeNae Vasquez-Dickson each starting in one game at second and left, respectively. McKenna Guest leads the Lobos' pitching staff with three starts and has the second-most appearances with five.
- Carithers has started all seven games at catcher.

## I'LL FOLLOW YOU

- Sydney Carithers followed Coach Dickson to UNM after two seasons at SFA, where she played for Coach Dickson as a freshman.
- Her freshman season, Carithers played in 54 games with 52 starts, hitting .245 with a .338 slugging percentage and a .286 on-base percentage. She finished with 37 hits, six doubles, one triple and two home runs, recording 16 RBI.
- In her two seasons, she played in 105 games with 102 starts.

## AT THE CENTER OF IT ALL

- After starting all 50 games last season in left field, sophomore Keyannah Chavez has moved over to center.
- Chavez finished with 45 hits, seven doubles, 19 RBI and 19 walks and hit .315 with a .410 on-base percentage and a .364 slugging percentage.
- The Leander, Texas native led the team in walks and was second in runs scored (36) and tied for second in doubles. She was third on the team in on-base percentage and hits, fourth in batting average and had a 16-game streak of reaching base and a six-game hitting streak.
- Chavez finished the season with a four-game streak of reaching base and a two-game hitting streak.
- She posted 12 multiple hit games and five multiple RBI games.
- Her freshman season, she was named MW Freshman of the Week twice (Feb. 21 and March 28) and MW Player of the Week once (March 28).
- This season, Chavez has six hits and is hitting .286, which included hitting a combined .714 with five hits in the first two games of the season.

## MIDDLE (WO)MEN

- The Lobos are anchored in the middle infield with the stability and experience of Ashley Archuleta (second) and Rachael Hathoot (shortstop).
- Entering her junior season, Archuleta has played in 100 games with 96 starts at second.
  - The Rio Rancho, New Mexico native is coming off of her best season as a Lobo in terms of home runs (3), triples (5), batting average (.331), slugging percentage (.508) and RBI (25).
  - She finished the season on a 10-game hitting streak and had 13 games with multiple hits and eight games with multiple RBI.
  - In MW games, was second in hits (31), fifth in batting average (.437), sixth in slugging % (.676), 10th in on-base % (.481)
- Hathoot started all 50 games last season at shortstop, but has started all 122 games during her three years. The redshirt senior has shown her versatility, playing 42 games at second and four as a catcher her sophomore season (2021) and 26 games at third her freshman season. Hathoot missed 2022 due to injury.
  - She is also coming off her best season as a Lobo with 59 hits, nine doubles, seven triples, 31 RBI, 91 total bases, 12 walks, 38 runs scored, a .396 batting average, .452 on-base percentage and .611 slugging percentage.
  - She was 23-53 (.434) with runners in scoring position, 19-37 (.514) as the leadoff and 4-8 with bases loaded last season.
  - Her seven triples tied for the third most in a single season in program history, last done in 1998. It also ranked fifth in the NCAA and her 0.14 triples per game ranked seventh.
  - Hathoot led the team in batting average, slugging percentage, on-base percentage, doubles, triples, runs scored and total bases and she tied for the team high in RBI.
  - Her 59 hits were more than her freshman and sophomore season combined, as were her 91 total bases.
  - Hathoot had a career-best 15-game hit streak and career-best 20-game streak of reaching base and led the team with 18 multiple hit games, five games with three hits while also having seven multiple RBI games.

## BY THE NUMBERS

- UNM was 14-6 when scoring in the first inning and 13-5 when scoring first last season.
- The Lobos were 11-3 when leading after one, 13-1 when leading after two and 12-1 when leading after three. As the game went on, the Lobos were 13-3 when leading after the fourth inning, 11-2 when leading after five and 12-0 when leading after the sixth inning.
- UNM was 19-4 when outhitting its opponent last season and had 22 games with double-digit hits and were 16-6 when reaching double figures.
- In UNM's win against Tennessee State, the Lobos finished with 12 hits, the only game this season reaching double figures.

## TAKE ME HOME

- The Lobos begin a week of games in Texas, playing in a total of seven games in The Lone Star State.
- UNM begins with a midweek doubleheader at UTEP and will stay in Texas to play in the ACU Tournament in Abilene.
- UNM has a total of 10 players from Texas in Elizabeth Baylor, Gabrielle Briones, Katherine Brunner, Sydney Carithers, Keyannah Chavez, Amanda Croteau, Lauren Garcia, McKenna Guest, Kenzie Jones and Danae Vasquez-Dickson.

**IT'S NOT HOW YOU START...**

- UNM was picked eighth in the MW Preseason Coaches' Poll with 17 points and two points behind Utah State.

**LAST ONE, BEST ONE FOR RACHAEL**

- After earning Mountain West All-Conference First Team last season, New Mexico shortstop Rachael Hathoot has been selected by the conference coaches to the All-Mountain West Preseason Team, one of 12 position players and the only Lobo to earn the preseason distinction.
- "Rachael is a top three player in the Mountain West Conference," commented head softball coach Nicole Dickson. "She is talented, competitive and has a high game IQ. She's been a leader and set the tone from day 1. Her mentality, work ethic and drive are consistent, and I believe her best softball is in front of her this season."
- Hathoot enters the season after hitting .414 with a .643 slugging percentage and a .468 on-base percentage in 22 MW games in 2023. Against conference opponents, Hathoot recorded 29 hits, which included five doubles, four triples and a home run for 45 total bases and accounted for 19 runs and 13 RBI.
- The Albuquerque native led the Lobos in runs scored, was second in batting average, slugging percentage, on-base percentage, hits and total bases, tied for the team lead in triples and was third in runs batted in. Hathoot had nine multiple hit games with at least one hit in 18 conference games as well as seven MW games with at least one RBI and three games with multiple RBI.
- Among the MW, Hathoot finished tied for second in triples, fifth in hits, sixth in batting average, ninth in total bases, 11th in slugging percentage, 13th in on-base percentage and tied for 13th in runs scored. In addition, Hathoot turned six double plays, tied for the second most among conference players, and was third in assists (54).

**IT STARTS IN THE CIRCLE**

- From the time she was hired, Coach Dickson has repeatedly stated that success starts in the circle, and it starts with veteran returners Amber Linton and Taylor Snow.
- RHP Amber Linton appeared in a team-high 32 games and 25 starts, throwing 14 complete games and 158.2 innings last season. Linton led the MW with 164 strikeouts and 48 looking, while also leading in innings pitched. Her 14 complete games doubled her total from her sophomore season and in addition, she threw three shutouts and had 15 games with five or more strikeouts. Linton set a career high with 14 strikeouts at Utah State, one of three games that she finished with 10+ strikeouts. Her 164 strikeouts ranked 58th in the NCAA and were the fifth most in a single season in program history.
  - Her 7.24 strikeouts per game in 2023 was the single-season program record, breaking her own record of 6.97 she set in 2022.
  - Linton enters her senior season needing 123 strikeouts to set the career record at UNM, with the Lobo recording over 150 strikeouts her first two seasons at UNM.
- On Linton, Coach Dickson commented that, "Amber has been grinding all offseason to expand her pitch resume. She is the veteran of the staff and she's going to get the ball. I believe she has a chip on her shoulder from last season- she's hungry to win and her work ethic backs it up. If she commands the zone and we play defense behind her, she has the ability to be one of the top three pitchers in the Mountain West."
- In her first season at UNM, RHP Snow appeared in 29 games with 14 starts, throwing two complete games. She finished with a 4.86 ERA, pitching 90.2 innings and allowing 83 runs (63 earned), 128 hits, striking out 28 and walking 29. Snow had the second-most appearances, starts, innings pitched and strikeouts on the pitching staff and recorded two strikeouts in eight games with a season-high three strikeouts at Texas Tech on March 12.
- The Lobos added five pitchers, four of which are freshmen, in the offseason in McKenna Guest (RHP), Kenzie Jones (RHP) and Alina Ortiz (RHP) and Brooke Umali (LHP) and junior Emily Brouse (RHP), who previously played at Odessa.

**NO LET UP IN NON-CONFERENCE**

- Entering her second season at UNM, Coach Dickson put together a schedule that includes seven teams that competed in the NCAA Tournament last season (McNeese, Cal, Louisiana, Marist, Minnesota, GCU, and San Diego State from the MW) with a team that advanced to the Super Regionals, 15 teams that won over 30 games and three teams that won over 40 games last season.
- The Lobos will face three Power 5 teams in Cal (Pac-12), Minnesota (Big Ten) and Texas Tech (Big 12).

**LIFE ON THE ROAD**

- The Lobos have 13 of 54 total games at home.
- UNM's first 17 games of the season will be on the road, taking the Lobos to Louisiana and three times to Texas before the home opener on Feb. 28 against Texas Tech.
- Following the Feb. 28 home game, the Lobos don't have another home game until the MW series against UNLV starting on March 22, which includes a prolonged stay on the road with a tournament in Phoenix and the Lobos heading straight to Honolulu.

**FIRST GAME, FIRST WIN**

- Coach Dickson became just the second coach to win in their Lobo coaching debut, doing so with the largest margin of victory (+9) when UNM run-ruled Nicholls 12-3 in five on Feb. 9, 2023. Erica Beach was the other head coach to win in her first game (a 10-2, five inning win against Utah Valley on Feb. 12, 2011).

**ABOUT MARIST**

- Marist opens its season at the ACU Tournament after going 29-30 last season, 12-8 in the MAAC. Marist won the MAAC Championship in 2023 to earn an automatic bid to the NCAA Tournament, going 0-2 against Florida State and South Carolina.
- The Red Foxes return 11 players from a season ago, while adding two transfers and five freshmen.
- Marist was picked as the MAAC preseason favorite with eight first-place votes and Maddie Pleasants named the MAAC Preseason Player of the Year and four named to the Preseason All-MAAC team.
- Pleasants hit .340 last season on 55 hits, 11 doubles, nine home runs and 93 total bases, accounting for 45 RBI. Haley Ahr led the team in hits (67), doubles (18), RBI (49) and with a .379 batting average. Ahr also led the Red Foxes with a .449 on-base percentage.
- Kiley Myers returns as the top pitcher with 146.1 in the circle last season, going 13-7 with a 2.58 ERA. She finished with 98 strikeouts to 28 walks.

**ABOUT ABILENE CHRISTIAN**

- ACU went 0-5 in its opening weekend, losing to Western Michigan, UTEP and New Mexico State.
- Kaydee Bennett was the leading hitter with five hits, a home run and a .385 batting average and .615 slugging percentage. As a team, ACU scored four runs with three different players registering one RBI.
- The Wildcats used five pitchers in the circle, led by Ella Beeman and Lina Russo who each started two games and made three appearances, as well as pitched 8.0 innings apiece. As a pitching staff, ACU allowed 38 runs on 34 hits and compiled a 7.54 ERA.

**ABOUT HOUSTON CHRISTIAN**

- Houston Christian went 2-1 on its opening weekend with wins over Purdue Fort Wayne and Alabama State and a loss to Western Carolina.
- Keely Castillo led the Huskies with a .500 batting average and was one of three players to finish with four hits on the weekend. Maggie Childs and Haylie Savage each hit two doubles with Maddy Bailey and Kaicey Hagler hitting a home run. Bailey led the team with eight total bases, an .889 slugging percentage and five RBI.
- AB Garcia went 4-4 in stolen bases to account for all four stolen bases the team recorded.
- In the circle, HCU utilized five pitchers with Ronni Grofman throwing a team-high 7.0 innings. Kynleigh Evans started one game and went 5.0 innings, allowing two runs (all unearned) on seven hits and struck out three without allowing a walk. Katy Evans started the other two, going 0.2 innings. Lyn-die Swanson and Grofman was the pitcher on record in each of HCU's wins while Addy Prasifka took the loss. Of the team's 15 runs allowed, only seven were earned.

NUMERICAL ROSTER

#	NAME	POS	HT	YR	B/T	HOMETOWN (PREVIOUS SCHOOL)
00	DeNae Vasquez-Dickson	OF	5-4	Fr.	L/L	Grapevine, Texas (Colleyville Heritage HS)
1	Gabrielle Briones	UTIL	5-3	Fr.	R/R	Mesquite, Texas (Mesquite HS)
2	Savana Martinez	C	5-3	RS-Jr.	R/R	Albuquerque, N.M. (Rio Rancho HS)
3	Rachael Hathoot	INF	5-8	RS-Sr.	R/R	Albuquerque, N.M. (La Cueva HS)
4	Macie Andrews	OF	5-3	Fr.	R/R	Enid, Okla. (Chisholm HS)
5	Kenzie Jones	P	5-8	Fr.	R/R	Crawford, Texas (Crawford HS)
6	Alina Ortiz	P	5-6	Fr.	R/R	Corona, Calif. (Centennial HS)
7	Ashley Archuleta	INF	5-4	Jr.	L/R	Rio Rancho, N.M. (Cleveland HS)
8	Katherine Brunner	INF	5-7	Fr.	R/R	Katy, Texas (James E. Taylor HS)
9	Jewels Hanawahine	UTIL	5-9	Fr.	R/R	Waimanalo, Hawaii (Kamehameha Kap. Iama)
12	Savannah Braun	INF	5-10	Sr.	R/R	Tualatin, Ore. (Tualatin HS)
13	Elizabeth Baylor	OF	5-8	So.	R/R	Richmond, Texas (Churchill Fulshear HS)
14	Taylor Snow	P	5-10	RS-Jr.	R/R	Columbia, La. (Louisiana)
16	Brooke Umali	P	5-3	Fr.	L/L	Burlingame, Calif. (Aragon HS)
17	Amber Linton	P	6-0	Sr.	R/R	Franklin, Ind. (Indiana)
18	Grace Rana	C	5-6	So.	R/R	Queen Creek, Ariz. (Queen Creek HS)
20	Emma Bramson	INF	5-7	Jr.	R/R	Valencia, Calif. (Valencia HS)
21	Taylor Morgan	OF	5-6	So.	R/R	Gallup, N.M. (Trinidad State College)
23	McKenna Guest	P	5-6	Fr.	R/R	Pattonville, Texas (Prairiland HS)
24	Diamond Sandoval	OF	5-3	Sr.	R/R	Norwalk, Calif. (St. Paul HS)
25	Chloe Yeatts	C/INF	5-9	So.	R/R	Ardmore, Okla. (Lone Grove HS)
26	Karly Smith	OF	5-10	Fr.	L/R	Scottsdale, Ariz. (Horizon HS)
27	Hayden Luderer	UTIL	5-5	Fr.	R/R	Thousand Oaks, Calif. (Louisville HS)
28	Emily Brouse	P	6-0	Jr.	R/R	Harlan, Iowa (Odessa College)
33	Sydney Carithers	C/INF	5-6	Jr.	R/R	Fort Worth, Texas (Stephen F. Austin)
38	Keyannah Chavez	OF	5-1	So.	L/L	Leander, Texas (Glen HS)
44	Lauren Garcia	INF	5-11	RS-So.	R/R	El Paso, Texas (Montwood HS)
55	Amanda Croteau	INF	5-3	Fr.	R/R	Katy, Texas (Cinco Ranch HS)

COACHING STAFF

Head Coach: Nicole Dickson	2nd season	Eastern New Mexico
Assistant Coach: Morgan Spearman	2nd season	Angelo State
Assistant Coach: Skylar Black	2nd season	Stephen F. Austin
Assistant Coach: Sophie Hannabas	1st season	Stephen F. Austin

HOME

ARIZONA (2)

Grace Rana, Karly Smith

CALIFORNIA (5)

Emma Bramson, Hayden Luderer, Alina Ortiz, Diamond Sandoval, Brooke Umali

HAWAII (1)

Jewels Hanawahine

INDIANA (1)

Amber Linton

IOWA (1)

Emily Brouse

LOUISIANA (1)

Taylor Snow

NEW MEXICO (4)

Ashley Archuleta, Rachael Hathoot, Savana Martinez, Taylor Morgan

OKLAHOMA (2)

Macie Andrews, Chloe Yeatts

OREGON (1)

Savannah Braun

TEXAS (10)

Elizabeth Baylor, Gabrielle Briones, Katherine Brunner, Sydney Carithers, Keyannah Chavez, Amanda Croteau, Lauren Garcia, McKenna Guest, Kenzie Jones, Danae Vasquez-Dickson

PRONUNCIATION GUIDE

3	RACHAEL HATHOOT	Ray-chel HAT-hoot
9	Jewels HANAWAHINE	HA-nah-WHA-he-nay
12	Savannah BRAUN	BRAWN
16	Brooke UMALI	OOH-mall-e
18	Grace RANA	RAIN-ah
25	Chloe YEATTS	rhymes with Gates
27	Hayden LUDERER	Lew-DUR-urr
28	Emily BROUSE	rhymes with house
55	Amanda CROTEAU	Crow-toe
*audio pronunciations are available on their bio online		

CLASS

SENIORS (4)

17	Amber Linton	RHP
12	Savannah Braun	INF
3	Rachael Hathoot (RS)	INF
24	Diamond Sandoval	OF

JUNIORS (6)

7	Ashley Archuleta	INF
20	Emma Bramson	INF
28	Emily Brouse	P
33	Sydney Carithers	C
2	Savana Martinez (RS)	C
14	Taylor Snow (RS)	RHP

SOPHOMORES (6)

13	Elizabeth Baylor	OF
38	Keyannah Chavez	OF
44	Lauren Garcia (RS)	INF
21	Taylor Morgan	OF
18	Grace Rana	C
25	Chloe Yeatts	C

FRESHMEN (12)

4	Macie Andrews	OF
1	Gabrielle Briones	INF
8	Katherine Brunner	INF
55	Amanda Croteau	INF
23	McKenna Guest	RHP
9	Jewels Hanawahine	INF
5	Kenzie Jones	RHP
27	Hayden Luderer	UTIL
6	Alina Ortiz	P
26	Karly Smith	OF
16	Brooke Umali	LHP
00	DeNae Vasquez-Dickson	OF

POSITIONAL BREAKDOWN

PITCHERS (7)

5	Kenzie Jones
6	Alina Ortiz
14	Taylor Snow
16	Brooke Umali
17	Amber Linton
23	McKenna Guest
28	Emily Brouse

CATCHERS (2)

2	Savana Martinez
18	Grace Rana

CATCHER/INFIELDER (2)

25	Chloe Yeatts
33	Sydney Carithers

INFIELDER (7)

3	Rachael Hathoot
7	Ashley Archuleta
8	Katherine Brunner
12	Savannah Braun
20	Emma Bramson
44	Lauren Garcia
55	Amanda Croteau

OUTFIELDERS (7)

00	DeNae Vasquez-Dickson
4	Macie Andrews
13	Elizabeth Baylor
24	Diamond Sandoval
26	Karly Smith
38	Keyannah Chavez
UTILITY (3)	

1	Gabrielle Briones
9	Jewels Hanawahine
27	Hayden Luderer





**DeNae Vasquez-Dickson**  
OF • 5-4 • FR. • L/L  
Grapevine, Texas



**Gabrielle Briones**  
UTIL • 5-3 • FR. • R/R  
Mesquite, Texas



**Savana Martinez**  
C • 5-3 • RS-JR. • R/R  
Albuquerque, N.M.



**Rachael Hathoot**  
INF • 5-8 • RS-SR. • R/R  
Albuquerque, N.M.



**Macie Andrews**  
OF • 5-3 • FR. • R/R  
Enid, Okla.



**Kenzie Jones**  
P • 5-8 • FR. • R/R  
Crawford, Texas



**Alina Ortiz**  
P • 5-6 • FR. • R/R  
Corona, Calif.



**Ashley Archuleta**  
INF • 5-4 • JR. • L/L  
Rio Rancho, N.M.



**Katherine Brunner**  
INF • 5-7 • FR. • R/R  
Katy, Texas



**Jewels Hanawahine**  
UTIL • 5-9 • FR. • R/R  
Waimanalo, Hawai'i



**Savannah Braun**  
INF • 5-10 • SR. • R/R  
Tualatin, Ore.



**Elizabeth Baylor**  
OF • 5-8 • SO. • R/R  
Richmond, Texas



**Taylor Snow**  
P • 5-10 • RS-JR. • R/R  
Columbia, La.



**Brooke Umali**  
P • 5-3 • FR. • L/L  
Burlingame, Calif.



**Amber Linton**  
P • 6-0 • SR. • R/R  
Franklin, Ind.



**Grace Rana**  
C • 5-6 • SO. • R/R  
Queen Creek, Ariz.



**Emma Bramson**  
INF • 5-7 • JR. • R/R  
Valencia, Calif.



**Taylor Morgan**  
OF • 5-6 • SO. • R/R  
Gallup, N.M.



**McKenna Guest**  
P • 5-6 • FR. • R/R  
Pattonville, Texas



**Diamond Sandoval**  
OF • 5-3 • SR. • R/R  
Norwalk, Calif.



**Chloe Yeatts**  
C/INF • 5-9 • SO. • R/R  
Ardmore, Okla.



**Karly Smith**  
OF • 5-10 • FR. • L/R  
Scottsdale, Ariz.



**Hayden Luderer**  
UTIL • 5-5 • FR. • R/R  
Thousand Oaks, Calif.



**Emily Brouse**  
P • 6-0 • JR. • R/R  
Harlan, Iowa



**Sydney Carithers**  
C/INF • 5-6 • JR. • R/R  
Fort Worth, Texas



**Keyannah Chavez**  
OF • 5-1 • SO. • L/L  
Leander, Texas



**Lauren Garcia**  
INF • 5-11 • RS-SO. • R/R  
El Paso, Texas



**Amanda Croteau**  
INF • 5-3 • FR. • R/R  
Katy, Texas



**Nicole Dickson**  
Head Coach



**Morgan Spearman**  
Assistant Coach



**Skylar Black**  
Assistant Coach



**Sophie Hannabas**  
Assistant Coach

## HEAD COACH NICOLE DICKSON



Nicole Dickson enters her second season as head coach of the Lobo softball program in 2023-24. Hired on June 3, 2022, Dickson is the sixth head coach in program history.

The Lobos took significant statistical strides in her first year in Albuquerque, producing numbers that hadn't been achieved in several years. Of note, UNM's .299 batting average was the best since 2015 and tied the best average for the program in the last 11 years. The 399 hits and 231 runs scored were the most since 2015 and 2016, respectively, and the 214 RBI and .368 on-base percentage were the highest since 2015. The team's 14 triples were the most in a single season since 2010 and the Lobos' 40 stolen bases were the most since 2013. Defensively, the Lobos led the MW with 22 double plays, the most turned since 2015 and the four shutouts were the most since 2013.

Additionally, UNM jumped in the NCAA rankings from a season ago in eight categories: batting average (a ranking improvement of 86 spots), triples per game (88 spots), stolen bases per game (87 spots), runs (49 spots), on-base percentage (46 spots), slugging percentage (12 spots), shutouts (16 spots) and double plays turned (141 spots). The Lobos ranked 45th in batting average, 27th in double plays per game, 29th in triples per game, 68th in on-base percentage and 88th in slugging percentage.

It didn't take long to see the potential as with UNM's season-opening win over Nicholls, Dickson became just the second Lobo head coach in program history to win in their coaching debut, doing so with the largest margin of victory (12-3 in five innings). Three games later, Dickson and the Lobos made more history, beating No. 19 Oregon State 8-0 in five innings for UNM's first win over a ranked opponent since 2016 and UNM's first run-rule win over a ranked opponent since 2012.

During the season, Dickson guided the Lobos to their first series win over Nevada since 2015, UNM's 8-0 win over SJSU on March 25 was the first shutout against the Spartans since May 8, 2015, and the 12 runs scored against CSU on April 16 were the most runs the Lobos have scored against the Rams since April 15, 2016. In the March 19th win at Utah State, the Lobos finished with 18 hits, 15 runs and struck out 14 Aggies, with the 18 hits the most since 2018 and the 15 runs were the most since 2019. The 15 runs were the most against the Aggies since April 26, 2014, and the 14 strikeouts by Amber Linton were the most in a game by a Lobo since 2013.

Among the conference, UNM had players in the top four in the MW in batting average (Rachael Hathoot second at .396 and Peyton Robinson fourth at .380), two players in the top 5 in the MW in hits (Robinson fourth at 60 and Hathoot fifth at 59), two players in the top 2 in triples (Hathoot first at seven and Ashley Archuleta tied for second at 5) and had two MW Player of the Week, one Pitcher of the Week and two Freshman of the Week honors.

UNM produced two All-Mountain West First Team members in Archuleta and Hathoot, who each had their best seasons in a Lobo uniform.

Hathoot produced her best season as a Lobo with 59 hits, nine doubles, seven triples, 31 RBI, 91 total bases, 12 walks, 38 runs scored, a .396 batting average, .452 on-base percentage and .611 slugging percentage and her seven triples tied for the third most in a single season in program history, last done in 1998. Her 59 hits were more than her freshman and sophomore seasons combined, as were her total bases. Further, she had a career-best 15-game hit streak and career-best 20-game streak of reaching base, while also leading the team with 18 multiple hit games, five games with three hits and had seven multiple RBI games with a career-high five RBI against NMSU. Among the MW, the Lobo led the MW in triples and assists (114), was second in fielding double plays, second in batting average, fifth in hits, eighth in slugging percentage and total bases and ninth in on-base percentage. Archuleta finished with 43 hits, four doubles, five triples (tied for the ninth most in a single season in program history) and three home runs, 25 RBI and 66 total bases, had a .508 slugging percentage, .331 batting average and .401 on-base percentage. She finished her best season as a Lobo in terms of home runs, triples, batting average, slugging percentage and stolen bases.

In the circle, Amber Linton recorded a MW-best 164 strikeouts and set a program record in strikeouts per game at 7.24, besting her own program record of 6.97 she set in 2022. Her 14 complete games doubled her total from the previous year and she also registered 15 games with five or more strikeouts and three games with 10-plus strikeouts, an improvement over last season as well.

Nationally, Hathoot finished 53rd in the NCAA in batting average, fifth in triples and seventh in triples per game, Archuleta finished 28th in triples and 30th in triples per game, Robinson finished 30th in sacrifice bunts and Linton finished 58th in strikeouts.

"I am excited to have Nicole join the Lobo Family," said Vice President/Director of Athletics Eddie Nuñez at the time of her hire. "She has been highly successful at multiple levels, and she has a history of building programs. Her vision for what Lobo Softball can be, and how to build it, is what we need to bring our program to a championship level."

Prior to arriving at UNM, Dickson spent six seasons as the head coach at Stephen F. Austin, with the Ladyjacks surpassing 30 wins in four of five seasons and were on pace for another stellar result in the shortened 2020 season with a 19-4 record. Through her six seasons, Dickson compiled a 169-123 record and was named the 2021 Southland Conference Coach of the Year.

Under her leadership, SFA had 20 all-conference selections, as well as two hitter of the year and pitcher of the year selections, a player of the year and a freshman of the year.

"I am grateful for the opportunity to join UNM Athletics," Dickson stated upon her selection as the new Lobo head coach. "I really value, and aligned with, the core values and vision for the program. Both Eddie Nuñez and Deputy A.D. for External Affairs Dave Williams are all in, and are willing to support the student-athletes to have a quality experience and want to see softball be successful. I loved the community and coaches and the beautiful campus sells itself."

"I am excited to work with the student-athletes and develop a competitive, hard-working culture focused on getting better every day. The goal is to compete for championships and represent the campus and community positively on and off the field."

In her last season at SFA, the Ladyjacks went 18-6 in conference play and 31-27 overall, winning the Southwest Division and advancing to the WAC Tournament final as the No. 2 seed. The Ladyjacks had three players make the All-WAC team with Cassidy Wilbur claiming Pitcher of the Year. Wilbur struck out a conference-best 219 batters, holding the opposition to a .211 batting average while recording a WAC-high 37 appearances and tying the WAC lead in wins with 19. In her 18 complete games, she recorded a conference-high six shutouts.

Prior to that, the Ladyjacks won their second Southland Conference regular season title in 2021 with a 35-12 overall and 25-2 conference record, resulting in Dickson being selected Coach of the Year.

As a result of Dickson's and the Ladyjacks' success, three players were named to the 2021 NFCA All-Region Division I teams, with two first team selections and a third team selection. In addition, under her guidance, SFA had seven named to the all-conference teams that included the Southland Conference's Pitcher of the Year, Hitter of the Year and Player of the Year. Wilbur was also named Southland Conference Pitcher and Player of the Year in the league, the first time a Ladyjack has collected both honors simultaneously, as well as named a JWOS All-American Second Team.

Further, in 2021, the program set three program records. SFA's 25 league wins and just two conference losses were a program best, with the team setting another program record with 18 consecutive wins.

In the shortened 2020 season, Dickson and the Ladyjacks went 19-4 and set a program record with a then-13 consecutive wins with a NCAA Division I best nine true road wins. In the 2019, SFA went 36-23, compiling wins over Power Five programs Illinois, Mississippi State, Indiana and Baylor.

Before taking the helm at SFA, Dickson gained experience as the head coach at Tyler Junior College (2013-16) and a spent a year as the head coach at Paris Junior College (2012-13). Dickson got her start in coaching as a graduate assistant at Hardin-Simmons in 2008 before getting her first coaching job as an assistant coach at Howard College in 2010.

Dickson earned a B.S. in health and physical education from Eastern New Mexico in 2008 and earned a master's in sports management and kinesiology from Hardin-Simmons in 2009.

In addition, Coach Dickson's first win at SFA was against UNM (a 5-1 win on Feb. 17, 2017).



HEAD COACH NICOLE DICKSON

YEAR-BY-YEAR

YEAR	SCHOOL	OVERALL	CONFERENCE
2024	New Mexico	1-6 (.143)	0-0
2023	New Mexico	19-31 (.380)	6-16 (.273)
2022	Stephen F. Austin	31-27 (.534)	18-6 (.750)
2021	Stephen F. Austin	35-12 (.745)	25-2 (.926)
2020	Stephen F. Austin	19-4 (.826)	3-0 (1.000)
2019	Stephen F. Austin	36-23 (.610)	18-9 (.667)
2018	Stephen F. Austin	31-24 (.564)	18-9 (.667)
2017	Stephen F. Austin	17-33 (.340)	9-15 (.375)
2016	Tyler JC	60-6 (.909)	27-1 (.964)
2015	Tyler JC	39-18 (.684)	18-10 (.643)
2014	Tyler JC	Hired to start softball program	
2013	Paris JC		
2012	Paris JC		

COACHING HISTORY

2017-22: Stephen F. Austin, Head Coach  
2013-16: Tyler Junior College, Head Coach  
2012-13: Paris Junior College, Head Coach  
2010-12: Howard College, Assistant Coach  
2008-09: Hardin-Simmons, Graduate Assistant

COACH DICKSON UNM RECORDS

OPPONENT	Series	H	A	N
Arizona State	0-1		0-1	
Boise State	0-3	0-3		
Buffalo	3-0			3-0
Cal	0-1			0-1
Cal State Bakersfield	2-0	2-0		
Charlotte	1-0			1-0
Chattanooga	0-1			0-1
Colorado State	1-1	1-1		
Creighton	1-0			1-0
Fresno State	0-3		0-3	
Grand Canyon	0-1		0-1	
Houston	1-0			1-0
Louisiana	0-1		0-1	
LSU	0-2		0-2	
Manhattan	1-0			1-0
McNeese	0-1		0-1	
Nebraska	0-2			0-2
Nevada	2-1			
New Mexico State	1-1	1-0	0-1	
Nicholls	1-0		1-0	
Oklahoma State	0-1			0-1
Oregon State	1-1			1-1
San Diego State	0-3		0-3	
San José State	2-1	2-1		
Santa Clara	0-1			0-1
Tennessee State	1-0			1-0
Texas Tech	0-3		0-2	0-1
UNLV	0-2		0-2	
Utah State	1-2		1-2	
UTEP	1-3	1-1	0-2	
Washington	0-1			0-1
	20-37	9-7	2-21	9-8

RANKED WINS AT UNM

No. 19 Oregon State 8-0 (5) 2/11/23

OVERALL RANKED WINS

No. 16 Indiana 1-0 3/1/19  
No. 24 Mississippi St. 1-0 2/10/19  
No. 25 Illinois 7-2 2/23/19  
No. 19 Oregon State 8-0 (5) 2/11/23

COACH DICKSON ALL-TIME RECORDS

OPPONENT	Series	H	A	N
Abilene Christian	9-9	2-4	7-5	
Arizona State	0-1		0-1	
Arkansas-Pine Bluff	1-0			1-0
Austin Peay	1-0			1-0
Baylor	1-3	0-1	1-2	
Belmont	1-0			1-0
Boise State	0-3	0-3		
Bowling Green	0-1			0-1
Buffalo	3-0			3-0
Butler	1-1			1-1
Cal	0-1			0-1
Cal State Bakersfield	2-0	2-0		
Central Arkansas	6-6	2-1	4-4	0-1
Charlotte	1-0			1-0
Chattanooga	0-1			0-1
Colorado State	1-1	1-1		
Coppin State	1-0			1-0
Creighton	1-0			1-0
Drake	1-0			1-0
Evansville	0-1			0-1
Fresno State	0-3		0-3	
Georgia State	0-1			0-1
Grambling State	1-0			1-0
Grand Canyon	1-3		0-1	1-2
Hofstra	1-0			1-0
Houston	1-2		0-2	1-0
Houston Baptist	10-2	7-2	3-0	
Illinois	1-0			1-0
Illinois State	0-1			0-1
Incarinate Word	11-1	2-1	9-0	
Indiana	1-0			1-0
Jackson State	3-0	1-0		2-0
Jacksonville	1-1			1-1
Jacksonville St.	1-0			1-0
Kansas	0-3			0-3
Kent State	1-0			1-0
Lamar	15-6	7-5	8-1	
Louisiana	0-3		0-3	
Louisiana-Monroe	6-3	1-1	4-2	1-0
LSU	0-6		0-6	
Louisiana Tech	2-4	2-1	0-2	0-1
Manhattan	1-0			1-0
Maryland	1-0			1-0
McNeese	4-10		0-5	0-2
Memphis	3-0	2-0		1-0
Middle Tennessee	4-0	1-0		3-0
Mississippi State	1-3		1-3	
Mississippi Valley	2-1			2-1
Missouri	0-1		0-1	
Missouri State	1-5		0-1	1-4
Nebraska	0-2			0-2
Nevada	2-1	2-1		
New Mexico	2-0			2-0
New Mexico State	1-1	1-0	0-1	
Nicholls	5-5	4-2	1-3	
North Texas	0-4		0-4	
Northern Iowa	2-0			2-0
Northwestern State	8-3	6-3	1-0	1-0
Oklahoma State	0-1			0-1
Ole Miss	0-3		0-3	
Oregon	0-1			0-1
Oregon State	1-1			1-1
Pitt	0-1			0-1
Prairie View	6-0	2-0	4-0	
Purdue	2-0			2-0
Sam Houston State	13-6	5-1	8-4	0-1
San Diego State	0-3		0-3	
San José State	2-1	2-1		
Santa Clara	0-1			0-1
Seattle	2-0			2-0
South Alabama	2-3		2-3	
South Dakota State	0-1			0-1
Southeastern La.	1-3		1-2	0-1
Southern	3-0			3-0
Southern Illinois	0-1			0-1
Southern Miss	1-1		1-1	
Syracuse	0-1			0-1
Tarleton State	6-2	2-1	3-0	1-1
Tennessee State	1-0			1-0
Tennessee Tech	1-1			1-1
Texas Arlington	2-3	1-1	1-2	
Texas A&M	0-5		0-5	
Texas A&M-CC	8-1	3-0	5-1	
Texas Southern	8-0	3-0	4-0	1-0
Texas Tech	0-4		0-2	0-2
UMKC	0-2			0-2
UNLV	0-2		0-2	
USC Upstate	0-1			0-1
UTEP	1-3	1-1	0-2	
Utah State	1-2		1-2	
UT Martin	1-0			1-0
Valparaiso	1-0			1-0
Washington	0-1			0-1
Western Kentucky	0-2			0-2
Western Michigan	3-0			3-0
	189-160	66-34	69-82	54-44

SERIES HISTORY

MARIST  
SERIES RECORD: 1-0  
3/13/15 W 9-2

ACU  
SERIES RECORD: FIRST MEETING

HOUSTON CHRISTIAN  
SERIES RECORD: FIRST MEETING

STAT COMPARISON

	UNM	ACU	HCU
OFFENSE			
AVG.	.257	.213	.312
OB %	.304	.280	.350
SLG%	.326	.306	.473
RUNS   AVG.	23   3.3	4   0.8	20   6.7
HITS   AVG.	45   6.4	23   4.6	29   9.7
BB   AVG.	10   1.4	8   1.6	6   2.0
RBI	18	3	15
HR	2	1	2
SB-ATT	13-13	2-4	4-4
PITCHING			
ERA	6.27	7.54	2.23
SO   AVG.	33   4.7	12   2.4	13   4.3
BB   AVG.	32   4.6	29   5.8	6   2.0
OPP. AVG.	.361	.324	.308
FIELDING			
DP	2	2	1
FLD %	.928	.968	.920

UNM WHEN HOME/AWAY/NEUTRAL			
STAT	HOME (0)	AWAY (4)	NEUTRAL (3)
RUNS	--	11	12
Opp	--	30	26
BAVG.	--	.240	.280
Opp	--	.333	.393
HITS	--	24	21
Opp	--	35	35
HR	--	1	1
SO	--	10	11
Opp	--	17	16
BB	--	2	8
Opp	--	19	13
ERA	--	6.90	5.44
Opp	--	2.42	3.00





BY MONTH

BATTING

MONTH	AVG.	G	AB	R	H	2B	3B	HR	RBI	TB	SLG%	BB	SO	OB%	SF	SH	SB	SBA
Feb.	.257	7	175	23	45	4	1	2	18	57	.326	10	21	.304	3	2	13	13
March																		
April																		
May																		
TOT	.257	7	175	23	45	4	1	2	18	57	.326	10	21	.304	3	2	13	13

PITCHING

Month	ERA	W-L	G	CG	SHO	SV	IP	H	R	ER	SO	BB	2B	3B	HR	AVG.	WP	HBP
Feb.	6.27	1-6	7	1	0	0	41.1	70	56	37	33	32	13	0	6	.361	2	3
March																		
April																		
May																		
TOT	6.27	1-6	7	1	0	0	41.1	70	56	37	33	32	13	0	6	.361	2	3

2024 MW PLAYERS OF THE WEEK

PLAYER OF THE WEEK	PITCHER OF THE WEEK	FRESHMAN OF THE WEEK
--------------------	---------------------	----------------------

MILESTONE TRACKER

Emma Bramson: 3 starts from 100th career  
Rachael Hathoot: 129 career starts  
Amber Linton: 106 strikeouts from tying program career record



**GAME-BY-GAME STARTERS****BY POSITION**

<b>DATE</b>	<b>OPPONENT</b>	<b>SP</b>	<b>C</b>	<b>1B</b>	<b>2B</b>	<b>SS</b>	<b>3B</b>	<b>LF</b>	<b>CF</b>	<b>RF</b>	<b>DP</b>
2/9	Tennessee St.	Linton	Carithers	Yeatts	Archuleta	Hathoot	Bramson	Andrews	Chavez	Baylor	Brunner
2/9	McNeese	Snow	Carithers	Yeatts	Archuleta	Hathoot	Bramson	Andrews	Chavez	Baylor	Brunner
2/10	Chattanooga	Guest	Carithers	Yeatts	Archuleta	Hathoot	Bramson	Andrews	Chavez	Baylor	Brunner
2/10	Cal	Snow	Carithers	Yeatts	Archuleta	Hathoot	Brunner	Baylor	Chavez	Bramson	Garcia
2/11	Louisiana	Guest	Carithers	Yeatts	Briones	Hathoot	Brunner	Baylor	Chavez	Bramson	Archuleta
2/14	UTEP	Guest	Carithers	Yeatts	Archuleta	Hathoot	Brunner	Vasquez-Dickson	Chavez	Baylor	Bramson
2/14	UTEP	Linton	Carithers	Yeatts	Archuleta	Hathoot	Brunner	Andrews	Chavez	Baylor	Bramson
2/16	Marist										
2/16	ACU										
2/17	HCU										
2/18	Marist										
2/18	ACU										
2/23	SFA										
2/23	North Texas										
2/24	SFA										
2/24	North Texas										
2/25	Minnesota										
2/28	Texas Tech										
3/1	Pacific										
3/1	Montana										
3/2	Toledo										
3/2	GCU										
3/6	Cleveland St.										
3/7	UConn										
3/7	Hawai'i										
3/8	UConn										
3/8	Hawai'i										
3/12	Texas Tech										
3/12	Texas Tech										
3/15	San José St.										
3/16	San José St.										
3/17	San José St.										
3/22	UNLV										
3/23	UNLV										
3/24	UNLV										
3/26	New Mexico St.										
3/26	New Mexico St.										
3/28	Nevada										
3/29	Nevada										
3/30	Nevada										
4/3	San Diego St.										
4/3	San Diego St.										
4/6	Colorado St.										
4/7	Colorado St.										
4/16	NMSU										
4/19	Utah St.										
4/20	Utah St.										
4/21	Utah St.										
4/26	Boise St.										
4/27	Boise St.										
4/28	Boise St.										
5/2	Fresno St.										
5/3	Fresno St.										
5/4	Fresno St.										

**BREAKDOWN**

<b>SP</b>	<b>C</b>	<b>1B</b>	<b>2B</b>	<b>SS</b>	<b>3B</b>	<b>LF</b>	<b>CF</b>	<b>RF</b>	<b>DP</b>
Guest (3)	Carithers (7)	Yeatts (7)	Archuleta (6)	Hathoot (7)	Brunner (4)	Andrews (4)	Chavez (7)	Baylor (5)	Brunner (3)
Linton (2)			Briones (1)		Bramson (3)	Baylor (2)		Bramson (2)	Bramson (2)
Snow (2)						Vas.-Dickson (1)			Archuleta (1)
									Garcia (1)

GAME-BY-GAME STARTERS

BY BATTING ORDER

DATE	OPPONENT	1	2	3	4	5	6	7	8	9
2/9	Tennessee St.	Hathoot	Chavez	Archuleta	Yeatts	Bramson	Brunner	Baylor	Carithers	Andrews
2/9	McNeese	Hathoot	Archuleta	Yeatts	Chavez	Brunner	Baylor	Carithers	Bramson	Andrews
2/10	Chattanooga	Hathoot	Archuleta	Yeatts	Chavez	Brunner	Baylor	Carithers	Bramson	Andrews
2/10	Cal	Archuleta	Hathoot	Yeatts	Chavez	Garcia	Brunner	Baylor	Bramson	Carithers
2/11	Louisiana	Chavez	Hathoot	Yeatts	Bramson	Archuleta	Brunner	Baylor	Briones	Carithers
2/14	UTEP	Hathoot	Chavez	Yeatts	Archuleta	Bramson	Brunner	Baylor	Carithers	Vas.- Dickson
2/14	UTEP	Hathoot	Bramson	Yeatts	Archuleta	Chavez	Baylor	Brunner	Carithers	Andrews
2/16	Marist									
2/16	ACU									
2/17	HCU									
2/18	Marist									
2/18	ACU									
2/23	SFA									
2/23	North Texas									
2/24	SFA									
2/24	North Texas									
2/25	Minnesota									
2/28	Texas Tech									
3/1	Pacific									
3/1	Montana									
3/2	Toledo									
3/2	GCU									
3/6	Cleveland St.									
3/7	UConn									
3/7	Hawai'i									
3/8	UConn									
3/8	Hawai'i									
3/12	Texas Tech									
3/12	Texas Tech									
3/15	San José St.									
3/16	San José St.									
3/17	San José St.									
3/22	UNLV									
3/23	UNLV									
3/24	UNLV									
3/26	New Mexico St.									
3/26	New Mexico St.									
3/28	Nevada									
3/29	Nevada									
3/30	Nevada									
4/3	San Diego St.									
4/3	San Diego St.									
4/6	Colorado St.									
4/7	Colorado St.									
4/16	NMSU									
4/19	Utah St.									
4/20	Utah St.									
4/21	Utah St.									
4/26	Boise St.									
4/27	Boise St.									
4/28	Boise St.									
5/2	Fresno St.									
5/3	Fresno St.									
5/4	Fresno St.									

BREAKDOWN

LEADOFF

Hathoot (5)  
Archuleta (1)  
Chavez (1)

2ND

Archuleta (2)

Hathoot (2)

Chavez (2)

Bramson (1)

3RD

Yeatts (6)

Archuleta (1)

CLEANUP

Chavez (3)

Archuleta (2)

Bramson (1)

Yeatts (1)

5TH

Bramson (2)

Brunner (2)

Archuleta (1)

Chavez (1)

Garcia (1)

6TH

Brunner (4)

Baylor (3)

7TH

Baylor (4)

Carithers (2)

Brunner (1)

8TH

Bramson (3)

Carithers (3)

Briones (1)

9TH

Andrews (4)

Carithers (2)

Vasquez-Dickson (1)



NEW MEXICO OVERALL STATISTICS

Record: 1-6 Home: 0-0 Away: 0-4 Neutral: 1-2 MW: 0-0

Player	avg	gp-gs	ab	r	h	2b	3b	hr	rbi	tb	slg%	bb	hp	so	gdp	ob%	sf	sh	sb-att	po	a	e	fld%
20 BRAMSON, Emma	.444	7-7	18	3	8	0	1	0	3	10	.556	1	0	2	0	.450	1	0	2-2	3	3	3	.667
38 CHAVEZ, Keyannah	.286	7-7	21	3	6	0	0	0	2	6	.286	0	1	1	0	.318	0	0	3-3	6	1	1	.875
7 ARCHULETA, Ashley	.286	7-7	21	4	6	1	0	0	1	7	.333	1	0	4	0	.318	0	0	3-3	14	3	3	.850
25 YEATTS, Chloe	.286	7-7	21	2	6	1	0	2	7	13	.619	2	0	4	1	.348	0	0	0-0	33	0	0	1.000
3 HATHOOT, Rachael	.273	7-7	22	2	6	1	0	0	2	7	.318	0	0	0	0	.261	1	1	2-2	7	18	2	.926
8 BRUNNER, Katherine	.267	7-7	15	2	4	1	0	0	0	5	.333	3	1	1	0	.421	0	0	1-1	4	1	0	1.000
13 BAYLOR, Elizabeth	.235	7-7	17	2	4	0	0	0	0	4	.235	0	1	3	0	.278	0	0	0-0	5	0	0	1.000
0 VASQUEZ-DICKSO	.143	7-1	7	1	1	0	0	0	0	1	.143	0	0	0	0	.143	0	0	0-0	6	1	0	1.000
33 CARITHERS, Sydney	.133	7-7	15	2	2	0	0	0	1	2	.133	1	0	2	0	.176	1	1	1-1	35	5	3	.930
4 ANDREWS, Macie	.125	4-4	8	1	1	0	0	0	0	1	.125	0	0	2	0	.125	0	0	0-0	6	0	1	.857
-----																							
1 BRIONES, Gabrielle	.250	2-1	4	1	1	0	0	0	0	1	.250	0	0	1	1	.250	0	0	1-1	4	1	0	1.000
44 GARCIA, Lauren	.000	4-1	3	0	0	0	0	0	1	0	.000	2	0	0	0	.400	0	0	0-0	0	0	0	.000
24 SANDOVAL, Diamond	.000	1-0	1	0	0	0	0	0	0	0	.000	0	0	0	0	.000	0	0	0-0	0	0	0	.000
26 SMITH, Karly	.000	1-0	1	0	0	0	0	0	1	0	.000	0	0	0	0	.000	0	0	0-0	0	0	0	.000
27 LUDERER, Hayden	.000	3-0	1	0	0	0	0	0	0	0	.000	0	0	1	0	.000	0	0	0-0	0	0	0	.000
Totals	.257	7	175	23	45	4	1	2	18	57	.326	10	3	21	2	.304	3	2	13-13	124	44	13	.928
Opponents	.361	7	194	56	70	13	0	6	48	101	.521	32	3	33	0	.457	1	3	28-30	134	65	9	.957

LOB - Team (36), Opp (53). DPs turned - Team (2), Opp (3).

(All games Sorted by Earned run avg)

Player	era	w-l	app	gs	cg	sho	sv	ip	h	r	er	bb	so	2b	3b	hr	b/avg	wp	hp	bk	sfa	sha
23 GUEST, McKenna	6.26	1-3	5	3	1	0/0	0	15.2	25	15	14	7	16	2	0	3	.357	1	1	0	0	2
17 LINTON, Amber	6.75	0-1	6	2	0	0/0	0	18.2	29	22	18	19	16	7	0	2	.349	1	2	0	0	1
5 JONES, Kenzie	7.00	0-0	2	0	0	0/0	0	3.0	5	5	3	2	0	1	0	0	.313	0	0	0	0	0
14 SNOW, Taylor	14.00	0-2	4	2	0	0/0	0	4.0	11	14	8	4	1	3	0	1	.440	0	0	0	1	0
Totals	6.27	1-6	7	7	1	0/0	0	41.1	70	56	37	32	33	13	0	6	.361	2	3	0	1	3
Opponents	2.66	6-1	7	7	1	0/0	2	44.2	45	23	17	10	21	4	1	2	.257	5	3	0	3	2

PB - Team (2), CARITHERS 2, Opp (2). Pickoffs - Team (1), CARITHERS 1. SBA/ATT - CARITHERS (28-30), LINTON (11-12), SNOW (9-9), GUEST (4-5), JONES (4-4).



2023 MOUNTAIN WEST STATS

Record: 6-16 Home: 5-6 Away: 1-10 MW: 6-16

Player	avg	gp-gs	ab	r	h	2b	3b	hr	rbi	tb	slg%	bb	hp	so	gdp	ob%	sf	sh	sb-att	po	a	e	fld%
7 ARCHULETA, Ashley	.437	22-22	71	13	31	3	4	2	18	48	.676	7	0	5	0	.481	1	0	1-1	41	47	6	.936
3 HATHOOT, Rachael	.414	22-22	70	19	29	5	4	1	13	45	.643	6	2	4	0	.468	1	2	0-0	35	54	5	.947
21 ROBINSON, Peyton	.379	22-22	66	11	25	0	0	0	4	25	.379	8	2	6	0	.461	0	4	2-4	24	2	1	.963
20 BRAMSON, Emma	.345	22-22	58	11	20	3	0	0	5	23	.397	6	1	5	1	.415	0	1	1-1	15	32	5	.904
34 BOLDT, Maddie	.261	22-16	46	8	12	1	0	3	8	22	.478	7	1	11	1	.370	0	0	0-0	14	3	1	.944
25 YEATTS, Chloe	.259	21-19	54	6	14	6	0	2	17	26	.481	3	0	10	1	.298	0	0	0-0	66	5	4	.947
38 CHAVEZ, Keyannah	.246	22-22	61	13	15	2	0	0	11	17	.279	11	2	10	1	.378	0	4	3-3	38	2	0	1.000
16 ROMERO, Leslie	.192	10-8	26	2	5	1	0	0	3	6	.231	3	0	2	0	.276	0	1	0-0	11	1	0	1.000
44 GARCIA, Lauren	.175	17-13	40	4	7	3	0	1	8	13	.325	6	0	5	0	.271	2	0	0-0	4	0	0	1.000
4 TRIM, Jenna	.143	19-15	35	4	5	1	0	0	2	6	.171	2	1	10	0	.211	0	0	0-0	109	5	2	.983
-----																							
2 MARTINEZ, Savana	.333	5-0	3	0	1	0	0	0	1	1	.333	0	0	2	0	.333	0	0	0-0	13	0	2	.867
55 CAMERON, Janae	.286	7-1	7	0	2	0	0	0	1	2	.286	1	0	3	0	.375	0	0	0-0	2	0	0	1.000
77 TUCK, Reyana	.278	12-5	18	2	5	0	0	0	2	5	.278	2	0	6	0	.333	1	0	0-0	21	1	0	1.000
13 BAYLOR, Elizabeth	.143	9-7	14	1	2	0	0	0	0	2	.143	3	0	4	0	.294	0	0	1-1	12	1	0	1.000
42 WALKER, Loran	.143	7-1	7	0	1	0	0	0	0	1	.143	0	0	2	0	.143	0	0	0-0	2	1	0	1.000
27 BIRKINSHAW, Olivia	.000	7-3	9	0	0	0	0	0	0	0	.000	0	0	2	0	.000	0	0	0-0	4	0	0	1.000
18 RANA, Grace	.000	7-0	1	2	0	0	0	0	0	0	.000	0	0	0	0	.000	0	0	0-0	0	0	0	.000
24 SANDOVAL, Diamond	.000	1-0	1	0	0	0	0	0	0	0	.000	0	0	1	0	.000	0	0	0-0	0	0	0	.000
0 GONZALEZ, Evany	.000	3-0	0	2	0	0	0	0	0	0	.000	0	0	0	0	.000	0	0	0-0	0	0	0	.000
Totals	.296	22	587	98	174	25	8	9	93	242	.412	65	9	88	4	.372	5	12	8-10	412	177	29	.953
Opponents	.337	22	597	156	201	42	2	23	140	316	.529	73	25	88	5	.427	6	12	39-42	428	176	18	.971

LOB - Team (152), Opp (147). DPs turned - Team (9), Opp (7). CI - Team (2), YEATTS 1, MARTINEZ, S. 1.

(MW games only Sorted by Earned run avg)

Player	era	w-l	app	gs	cg	sho	sv	ip	h	r	er	bb	so	2b	3b	hr	b/avg	wp	hp	bk	sfa	sha	
17 LINTON, Amber	4.26	3-6	15	10	5	1/0	1	67.1	78	55	41	33	66	16	1	5	.290	4	11	0	2	7	
14 SNOW, Taylor	4.93	2-7	15	8	1	0/0	0	54.0	81	57	38	17	13	17	1	9	.342	1	8	0	4	5	
28 FOHRMAN, Samant	15.27	0-0	3	0	0	0/0	0	3.2	6	8	8	7	2	1	0	2	.333	1	2	0	0	0	
5 BRINKA, Emmalyn	17.06	1-3	9	4	0	0/0	0	10.2	30	30	26	12	5	6	0	5	.484	0	2	0	0	0	
4 TRIM, Jenna	35.00	0-0	2	0	0	0/0	0	1.0	5	5	5	2	0	2	0	2	.625	0	1	0	0	0	
-----																							
8 MITCHELL, Bella	10.50	0-0	2	0	0	0/0	0	0.2	1	1	1	2	2	0	0	0	.333	0	1	0	0	0	
Totals	6.01	6-16	22	22	6	1/0	1	137.1	201	156	118	73	88	42	2	23	.337	6	25	0	6	12	
Opponents	4.17	16-6	22	22	8	4/1	2	142.2	174	98	85	65	88	25	8	9	.296	14	9	0	5	12	

PB - Team (3), YEATTS 1, ROMERO 1, MARTINEZ, S. 1. SBA/ATT - YEATTS (30-33), LINTON (22-25), SNOW (14-14), ROMERO (7-7), FOHRMAN (2-2), BRINKA (1-1), WALKER (1-1), MARTINEZ, S. (1-1).



BATTING

GAME-BY-GAME STATISTICS

Date	Opponent	ab	r	h	rbi	2b	3b	hr	tb	bb	ibb	sb	cs	hbp	sac	sf	gdp	k	po	a	e	lob	avg
Feb 09	vs Tennessee St.	31	7	12	5	0	0	1	15	3	0	6	0	0	0	1	0	4	21	6	1	8	.387
Feb 09	at McNeese	26	4	9	4	0	1	1	14	2	0	0	0	0	0	1	0	4	16	9	4	7	.368
Feb 10	vs Chattanooga	23	2	4	2	0	0	0	4	4	0	1	0	2	0	1	1	5	21	9	3	7	.312
Feb 10	vs California	21	3	5	3	0	0	0	5	1	0	1	0	0	0	0	0	2	12	3	2	4	.297
Feb 11	at Louisiana	21	2	6	1	1	0	0	7	0	0	1	0	0	0	0	1	1	13	5	1	4	.295
Feb 14	at UTEP	31	3	6	2	2	0	0	8	0	0	3	0	0	0	0	0	1	23	7	1	4	.275
Feb 14	at UTEP	22	2	3	1	1	0	0	4	0	0	1	0	1	2	0	0	4	18	5	1	2	.257
Totals		175	23	45	18	4	1	2	57	10	0	13	0	3	2	3	2	21	124	44	13	36	.257





PITCHING

GAME-BY-GAME STATISTICS

Date	Opponent	ip	h	r	er	bb	so	2b	3b	hr	wp	bk	hbp	dp	ibb	score	w-l	sv	era
Feb 09	vs Tennessee St.	7.0	9	6	6	5	9	2	0	0	1	0	1	0	0	7-6	1-0	0	6.00
Feb 09	at McNeese	5.1	10	12	6	8	0	5	0	0	1	0	0	0	0	4-12	1-1	0	6.81
Feb 10	vs Chattanooga	7.0	11	4	2	4	5	1	0	1	0	0	0	0	0	2-4	1-2	0	5.07
Feb 10	vs California	4.0	15	16	6	4	2	1	0	2	0	0	0	1	0	3-16	1-3	0	6.00
Feb 11	at Louisiana	4.1	8	10	9	6	3	1	0	1	0	0	1	0	0	2-10	1-4	0	7.34
Feb 14	at UTEP	7.2	9	4	4	2	9	0	0	2	0	0	0	1	0	3-4	1-5	0	6.54
Feb 14	at UTEP	6.0	8	4	4	3	5	3	0	0	0	0	1	0	0	2-4	1-6	0	6.27
Totals		41.1	70	56	37	32	33	13	0	6	2	0	3	2	0	23-56	1-6	0	6.27



## RECORD AND INNING BREAKDOWN

Score by innings	1	2	3	4	5	6	7	8	Total
New Mexico	5	2	3	2	4	4	2	1	23
Opponents	20	1	9	12	5	7	0	2	56

### Record when ...

Overall	1-6	After 4 leading	0-0
Conference	0-0	..... trailing	1-5
Non-Conference	1-6	..... tied	0-1
Home games	0-0	After 5 leading	0-0
Away games	0-4	..... trailing	1-2
Neutral site	1-2	..... tied	0-2
Day games	1-4	After 6 leading	0-0
Night games	0-2	..... trailing	1-2
vs Left starter	0-1	..... tied	0-1
vs Right starter	1-5		
1-Run games	1-1	Hit 0 home runs	0-5
2-Run games	0-2	... 1 home run	1-1
5+Run games	0-3	... 2+ home runs	0-0
Extra innings	0-1		
Shutouts	0-0	Opponent 0 home runs	1-2
		..... 1 home run	0-2
Scoring 0-2 runs	0-3	..... 2+ HRs	0-2
..... 3-5 runs	0-3		
..... 6-9 runs	1-0	Made 0 errors	0-0
..... 10+ runs	0-0	.... 1 error	1-3
		.... 2+ errors	0-3
Opponent 0-2 runs	0-0		
..... 3-5 runs	0-3	Opp. made 0 errors	0-2
..... 6-9 runs	1-0	..... 1 error	0-1
..... 10+ runs	0-3	..... 2+ errors	1-3
Scored in 1st inning	1-1	Out-hit opponent	1-0
Opp. scored in 1st	0-4	Out-hit by opponent	0-6
Scores first	1-2	Hits are tied	0-0
Opp. scores first	0-4		

### Record when team scores:

Runs	0	1	2	3	4	5	6	7	8	9	10+
W-L	0-0	0-0	0-3	0-2	0-1	0-0	0-0	1-0	0-0	0-0	0-0

### Record when opponent scores:

Runs	0	1	2	3	4	5	6	7	8	9	10+
W-L	0-0	0-0	0-0	0-0	0-3	0-0	1-0	0-0	0-0	0-0	0-3

### Record when leading after:

Inn.	1	2	3	4	5	6
W-L	1-0	1-0	1-0	0-0	0-0	0-0

### Record when trailing after:

Inn.	1	2	3	4	5	6
W-L	0-4	0-4	0-4	1-5	1-2	1-2

### Record when tied after:

Inn.	1	2	3	4	5	6
W-L	0-2	0-2	0-2	0-1	0-2	0-1

TEAM SITUATION

GAME-BY-GAME STATISTICS

Date	Opponent	Total h/ab	vs Left	vs Right	With Runners	Bases Empty	Bases Loaded	With 2-outs	With RBI-op	Reach as Leadoff	3rd and LT 2out	LOB
Feb 09	vs Tennessee St.	12-31	0-0	12-31	7-16	5-15	0-3	4-10	3-9	3-7	1-3	5
Feb 09	at McNeese	9-26	3-11	6-15	2-14	7-12	0-1	2-8	1-7	4-6	1-3	7
Feb 10	vs Chattanooga	4-23	0-0	4-23	2-13	2-10	0-0	2-8	2-7	2-7	1-2	7
Feb 10	vs California	5-21	0-0	5-21	1-9	4-12	1-1	3-8	1-5	2-5	1-1	4
Feb 11	at Louisiana	6-21	2-12	4-9	3-12	3-9	0-1	1-6	3-6	2-5	0-1	4
Feb 14	at UTEP	6-31	0-0	6-31	3-11	3-20	0-0	2-11	3-9	1-9	0-1	4
Feb 14	at UTEP	3-22	3-19	0-3	1-5	2-17	0-0	1-8	1-5	2-8	1-1	2
Totals		45-175	8-42	37-133	19-80	26-95	1-6	15-59	14-48	16-47	5-12	33
		.257	.190	.278	.237	.274	.167	.254	.292	.340	.417	





# SITUATIONAL BREAKDOWN

Player	vs left			vs right			w/runners			w/bases empty			w/bases loaded			as leadoff			fly gnd fly/		
	h	ab	avg	h	ab	avg	h	ab	avg	h	ab	avg	h	ab	avg	rch	op	pct	out	out	gnd
7 ARCHULETA, As	3	12	.250	40	11	.339	22	69	.319	21	61	.344	2	10	.200	10	25	.400	15	45	0.3
13 BAYLOR, Elizabe	1	3	.333	3	21	.143	2	8	.250	2	16	.125	0	0	---	2	8	.250	6	4	1.5
27 BIRKINSHAW, Ol	1	2	.500	11	40	.275	7	28	.250	5	14	.357	1	6	.167	5	9	.556	18	7	2.6
34 BOLDT, Maddie	3	12	.250	24	94	.255	15	57	.263	12	49	.245	1	3	.333	9	30	.300	34	17	2.0
20 BRAMSON, Emm	3	10	.300	35	11	.315	20	62	.323	18	59	.305	2	3	.667	6	23	.261	40	30	1.3
55 CAMERON, Jana	2	3	.667	1	9	.111	1	5	.200	2	7	.286	0	0	---	1	3	.333	0	4	0.0
38 CHAVEZ, Keyan	6	15	.400	39	12	.305	22	73	.301	23	70	.329	1	7	.143	6	19	.316	42	44	1.0
44 GARCIA, Lauren	4	9	.444	27	10	.267	23	65	.354	8	45	.178	2	8	.250	10	32	.313	26	37	0.7
0 GONZALEZ, Evan	0	0	---	0	1	.000	0	1	.000	0	0	---	0	0	---	0	0	---	0	0	0.0
3 HATHOOT, Rach	4	15	.267	55	13	.410	35	85	.412	24	64	.375	4	8	.500	19	37	.514	38	34	1.1
2 MARTINEZ, Sava	0	0	---	1	8	.125	1	5	.200	0	3	.000	1	1	1.000	0	2	.000	0	0	0.0
18 RANA, Grace	0	1	.000	0	0	---	0	0	---	0	1	.000	0	0	---	0	0	---	0	1	0.0
21 ROBINSON, Peyt	7	15	.467	53	14	.371	24	47	.511	36	11	.324	2	5	.400	25	71	.352	26	63	0.4
16 ROMERO, Leslie	2	11	.182	7	40	.175	5	23	.217	4	28	.143	2	7	.286	3	13	.231	22	15	1.5
24 SANDOVAL, Dia	0	0	---	0	2	.000	0	1	.000	0	1	.000	0	0	---	0	0	---	0	1	0.0
4 TRIM, Jenna	2	6	.333	14	66	.212	5	28	.179	11	44	.250	1	3	.333	6	17	.353	20	20	1.0
77 TUCK, Reyann	2	9	.222	9	34	.265	7	25	.280	4	18	.222	0	1	.000	3	6	.500	8	14	0.6
42 WALKER, Loran	0	1	.000	6	34	.176	6	22	.273	0	13	.000	1	4	.250	1	7	.143	14	5	2.8
25 YEATTS, Chloe	1	10	.100	33	11	.287	21	76	.276	13	49	.265	3	8	.375	7	25	.280	46	26	1.8
Totals	41	134	.306	358	119	.299	216	680	.318	183	653	.280	23	74	.311	113	327	.346	355	367	1.0
Opponents	0	0	---	421	133	.317	242	748	.324	179	582	.308	12	49	.245	138	323	.427	297	376	0.8

	pinch hitting			w/runners in scoring pos			w/runner on 3r and LT 2 out			with 2 outs			success adv runners			2- rnrns out adv		rnrns rch			rch	
Player	h	ab	avg	h	ab	avg	rbi	op	pct	h	ab	avg	adv	op	pct	rbi	w/o	lob	err	fc	kl	
7 ARCHULETA, As	0	0	---	17	54	.315	4	10	.400	14	48	.292	39	78	.500	10	10	48	5	7	10	
13 BAYLOR, Elizabe	0	3	.000	1	4	.250	0	1	.000	1	7	.143	5	10	.500	1	0	3	1	1	2	
27 BIRKINSHAW, Ol	3	12	.250	3	18	.167	2	8	.250	6	12	.500	15	31	.484	4	11	8	0	1	0	
34 BOLDT, Maddie	0	5	.000	12	35	.343	7	10	.700	13	37	.351	29	62	.468	12	13	24	3	3	6	
20 BRAMSON, Emm	0	0	---	12	40	.300	4	8	.500	16	47	.340	34	71	.479	3	6	25	0	8	6	
55 CAMERON, Jana	3	9	.333	0	1	.000	1	1	1.000	0	4	.000	4	7	.571	0	1	2	0	1	2	
38 CHAVEZ, Keyan	0	0	---	19	53	.358	8	14	.571	11	57	.193	45	90	.500	6	14	41	2	3	5	
44 GARCIA, Lauren	2	10	.200	17	45	.378	7	16	.438	10	30	.333	44	73	.603	13	11	27	3	4	0	
0 GONZALEZ, Evan	0	0	---	0	1	.000	0	0	---	0	1	.000	0	1	.000	0	0	2	0	0	0	
3 HATHOOT, Rach	0	0	---	23	53	.434	9	12	.750	15	49	.306	59	96	.615	10	12	23	6	9	7	
2 MARTINEZ, Sava	0	1	.000	1	3	.333	1	1	1.000	0	3	.000	1	5	.200	0	0	3	0	0	2	
18 RANA, Grace	0	1	.000	0	0	---	0	0	---	0	0	---	0	0	---	0	0	0	0	0	0	
21 ROBINSON, Peyt	0	0	---	18	35	.514	1	7	.143	16	35	.457	41	59	.695	9	18	12	4	3	5	
16 ROMERO, Leslie	1	5	.200	4	19	.211	1	6	.167	6	18	.333	15	28	.536	3	3	16	3	2	1	
24 SANDOVAL, Dia	0	2	.000	0	0	---	0	0	---	0	2	.000	0	1	.000	0	0	1	0	0	0	
4 TRIM, Jenna	0	3	.000	3	18	.167	0	1	.000	4	27	.148	15	34	.441	5	3	23	1	6	4	
77 TUCK, Reyann	3	6	.500	5	18	.278	3	4	.750	4	17	.235	14	28	.500	2	6	11	2	1	3	
42 WALKER, Loran	2	9	.222	3	10	.300	4	6	.667	1	10	.100	10	25	.400	0	5	8	1	1	4	
25 YEATTS, Chloe	0	3	.000	15	49	.306	5	9	.556	14	50	.280	31	80	.388	16	8	46	2	6	5	
Totals	14	69	.203	153	456	.336	57	114	.500	131	454	.289	401	779	.515	94	121	332	33	56	62	
Opponents	6	41	.146	153	490	.312	73	121	.603	125	432	.289	454	851	.533	109	128	326	34	79	73	

Success Advancing Runners = percentage of times the batter advanced at least one runner during a plate appearance

#Rnrs Adv w/Out = TOTAL number of runners advanced when the player made an out

Player	vs left			vs right			w/runners			w/bases empty			vs leadoff			with 2 outs			fly	gnd	fly/	
	h	ab	avg	h	ab	avg	h	ab	avg	h	ab	avg	rch	op	pct	h	ab	avg	out	out	gn	gn
23 GUEST, McKenn	11	25	.440	14	45	.311	13	39	.333	12	31	.387	7	16	.438	8	21	.381	17	12	1	0
5 JONES, Kenzie	3	6	.500	2	10	.200	4	11	.364	1	5	.200	1	3	.333	0	4	.000	5	4	1	0
17 LINTON, Amber	10	24	.417	19	59	.322	14	46	.304	15	37	.405	11	20	.550	9	28	.321	14	23	0	0
14 SNOW, Taylor	4	8	.500	7	17	.412	10	20	.500	1	5	.200	1	4	.250	4	6	.667	7	3	2	0
Totals	28	63	.444	42	13	.321	41	11	.353	29	78	.372	20	43	.465	21	59	.356	43	42	1	0
Opponents	13	50	.260	32	12	.256	19	80	.238	26	95	.274	16	47	.340	15	59	.254	46	62	0	2

Player	ap	gs	ip/app	*h/g	*r/g	*er/g	*bb/g	*so/g	k/bb	*2b/g	*3b/g	*hr/g	*fo/g	*go/g	*bf/g	sba	att	pct
23 GUEST, McKenn	5	3	3.13	11.17	6.70	6.26	3.13	7.15	2.3	0.89	0.00	1.34	7.60	5.36	35.74	4	5	.800
5 JONES, Kenzie	2	0	1.50	11.67	11.67	7.00	4.67	0.00	0.0	2.33	0.00	0.00	11.67	9.33	42.00	4	4	1.000
17 LINTON, Amber	6	2	3.11	10.88	8.25	6.75	7.13	6.00	0.8	2.62	0.00	0.75	5.25	8.62	39.38	11	12	.917
14 SNOW, Taylor	4	2	1.00	19.25	24.50	14.00	7.00	1.75	0.3	5.25	0.00	1.75	12.25	5.25	52.50	9	9	1.000
Totals	7	7	5.90	11.85	9.48	6.27	5.42	5.59	1.0	2.20	0.00	1.02	7.28	7.11	39.46	28	30	.933
Opponents	7	7	6.38	7.05	3.60	2.66	1.57	3.29	2.1	0.63	0.16	0.31	7.21	9.72	30.25	13	13	1.000

\* = average based on 7-inning game

# LEADERS

Batting avg		
1. 20 BRAMSON, Emma		.444
2. 7 ARCHULETA, Ashley		.286
38 CHAVEZ, Keyannah		.286
25 YEATTS, Chloe		.286
5. 3 HATHOOT, Rachael		.273

Runs scored		
1. 7 ARCHULETA, Ashley		4
2. 38 CHAVEZ, Keyannah		3
20 BRAMSON, Emma		3
4. 5 tied at.....		2

Doubles		
1. 3 HATHOOT, Rachael		1
7 ARCHULETA, Ashley		1
8 BRUNNER, Katherine		1
25 YEATTS, Chloe		1

Total bases		
1. 25 YEATTS, Chloe		13
2. 20 BRAMSON, Emma		10
3. 7 ARCHULETA, Ashley		7
3 HATHOOT, Rachael		7
5. 38 CHAVEZ, Keyannah		6

Sac bunts		
1. 3 HATHOOT, Rachael		1
33 CARITHERS, Sydney		1

Caught stealing		
-----------------	--	--

Strikeouts		
1. 7 ARCHULETA, Ashley		4
25 YEATTS, Chloe		4
3. 13 BAYLOR, Elizabeth		3
4. 3 tied at.....		2

At bats		
1. 3 HATHOOT, Rachael		22
2. 25 YEATTS, Chloe		21
7 ARCHULETA, Ashley		21
38 CHAVEZ, Keyannah		21
5. 20 BRAMSON, Emma		18

Games as sub		
1. 0 VASQUEZ-DICKSON, DeN		6
2. 27 LUDERER, Hayden		3
44 GARCIA, Lauren		3
4. 3 tied at.....		1

Fielding pct		
1. 25 YEATTS, Chloe		1.000
0 VASQUEZ-DICKSON, DeN		1.000
1 BRIONES, Gabrielle		1.000
8 BRUNNER, Katherine		1.000
13 BAYLOR, Elizabeth		1.000

Assists		
1. 3 HATHOOT, Rachael		18
2. 17 LINTON, Amber		8
3. 33 CARITHERS, Sydney		5
4. 3 tied at.....		3

Stolen bases against		
1. 33 CARITHERS, Sydney		28
2. 17 LINTON, Amber		11
3. 14 SNOW, Taylor		9
4. 23 GUEST, McKenna		4
5 JONES, Kenzie		4

Slugging pct		
1. 25 YEATTS, Chloe		.619
2. 20 BRAMSON, Emma		.556
3. 7 ARCHULETA, Ashley		.333
8 BRUNNER, Katherine		.333
5. 3 HATHOOT, Rachael		.318

Hits		
1. 20 BRAMSON, Emma		8
2. 3 HATHOOT, Rachael		6
25 YEATTS, Chloe		6
38 CHAVEZ, Keyannah		6
7 ARCHULETA, Ashley		6

Triples		
1. 20 BRAMSON, Emma		1

Walks		
1. 8 BRUNNER, Katherine		3
2. 44 GARCIA, Lauren		2
25 YEATTS, Chloe		2
4. 3 tied at.....		1

Sac flies		
1. 20 BRAMSON, Emma		1
3 HATHOOT, Rachael		1
33 CARITHERS, Sydney		1

Steal attempts		
1. 7 ARCHULETA, Ashley		3
38 CHAVEZ, Keyannah		3
3. 3 HATHOOT, Rachael		2
20 BRAMSON, Emma		2
5. 3 tied at.....		1

Grounded into DP		
1. 25 YEATTS, Chloe		1
1 BRIONES, Gabrielle		1

Games played		
1. 9 tied at.....		7

Chances		
1. 33 CARITHERS, Sydney		43
2. 25 YEATTS, Chloe		33
3. 3 HATHOOT, Rachael		27
4. 7 ARCHULETA, Ashley		20
5. 2 tied at.....		9

Errors		
1. 33 CARITHERS, Sydney		3
20 BRAMSON, Emma		3
7 ARCHULETA, Ashley		3
4. 3 HATHOOT, Rachael		2
5. 2 tied at.....		1

Caught stealing by		
1. 33 CARITHERS, Sydney		2
2. 17 LINTON, Amber		1
23 GUEST, McKenna		1

On base pct		
1. 20 BRAMSON, Emma		.450
2. 8 BRUNNER, Katherine		.421
3. 25 YEATTS, Chloe		.348
4. 38 CHAVEZ, Keyannah		.318
7 ARCHULETA, Ashley		.318

Runs batted in		
1. 25 YEATTS, Chloe		7
2. 20 BRAMSON, Emma		3
3. 3 HATHOOT, Rachael		2
38 CHAVEZ, Keyannah		2
5. 4 tied at.....		1

Home runs		
1. 25 YEATTS, Chloe		2

Hit by pitch		
1. 8 BRUNNER, Katherine		1
13 BAYLOR, Elizabeth		1
38 CHAVEZ, Keyannah		1

Stolen bases		
1. 7 ARCHULETA, Ashley		3
38 CHAVEZ, Keyannah		3
3. 20 BRAMSON, Emma		2
3 HATHOOT, Rachael		2
5. 3 tied at.....		1

Stolen base pct		
1. 3 HATHOOT, Rachael		1.000
38 CHAVEZ, Keyannah		1.000
7 ARCHULETA, Ashley		1.000
20 BRAMSON, Emma		1.000
8 BRUNNER, Katherine		1.000

Total plate appearances		
1. 3 HATHOOT, Rachael		24
2. 25 YEATTS, Chloe		23
3. 38 CHAVEZ, Keyannah		22
7 ARCHULETA, Ashley		22
5. 20 BRAMSON, Emma		20

Game starts		
1. 8 tied at.....		7

Putouts		
1. 33 CARITHERS, Sydney		35
2. 25 YEATTS, Chloe		33
3. 7 ARCHULETA, Ashley		14
4. 3 HATHOOT, Rachael		7
5. 3 tied at.....		6

Fielding double plays		
1. 33 CARITHERS, Sydney		2
2. 0 VASQUEZ-DICKSON, DeN		1
8 BRUNNER, Katherine		1

Steal attempts against		
1. 33 CARITHERS, Sydney		30
2. 17 LINTON, Amber		12
3. 14 SNOW, Taylor		9
4. 23 GUEST, McKenna		5
5. 5 JONES, Kenzie		4

<b>Earned run avg</b>		<b>Opposing bat avg</b>		<b>Won-loss pct</b>	
1. 23 GUEST, McKenna	6.26	1. 5 JONES, Kenzie	.313	1. 23 GUEST, McKenna	.250
2. 17 LINTON, Amber	6.75	2. 17 LINTON, Amber	.349	2. 14 SNOW, Taylor	.000
3. 5 JONES, Kenzie	7.00	3. 23 GUEST, McKenna	.357	17 LINTON, Amber	.000
4. 14 SNOW, Taylor	14.00	4. 14 SNOW, Taylor	.440	4. 5 JONES, Kenzie	.000
<b>Wins</b>		<b>Losses</b>		<b>Saves</b>	
1. 23 GUEST, McKenna	1	1. 23 GUEST, McKenna	3		
		2. 14 SNOW, Taylor	2		
		3. 17 LINTON, Amber	1		
<b>Innings pitched</b>		<b>Batters struck out</b>		<b>Appearances</b>	
1. 17 LINTON, Amber	18.2	1. 23 GUEST, McKenna	16	1. 17 LINTON, Amber	6
2. 23 GUEST, McKenna	15.2	17 LINTON, Amber	16	2. 23 GUEST, McKenna	5
3. 14 SNOW, Taylor	4.0	3. 14 SNOW, Taylor	1	3. 14 SNOW, Taylor	4
4. 5 JONES, Kenzie	3.0			4. 5 JONES, Kenzie	2
<b>Games started</b>		<b>Games finished</b>		<b>Games in relief</b>	
1. 23 GUEST, McKenna	3	1. 14 SNOW, Taylor	2	1. 17 LINTON, Amber	4
2. 17 LINTON, Amber	2	17 LINTON, Amber	2	2. 14 SNOW, Taylor	2
14 SNOW, Taylor	2	3. 5 JONES, Kenzie	1	5 JONES, Kenzie	2
		23 GUEST, McKenna	1	23 GUEST, McKenna	2
<b>Wild pitches</b>		<b>Balks</b>		<b>Hit batters</b>	
1. 23 GUEST, McKenna	1			1. 17 LINTON, Amber	2
17 LINTON, Amber	1			2. 23 GUEST, McKenna	1
<b>Intentional BB allowed</b>		<b>Runners picked off</b>		<b>Batters SO out looking</b>	
		1. 33 CARITHERS, Sydney	1	1. 23 GUEST, McKenna	5
				17 LINTON, Amber	5
<b>Sac bunts allowed</b>		<b>Sac flies allowed</b>		<b>Hits allowed</b>	
1. 23 GUEST, McKenna	2	1. 14 SNOW, Taylor	1	1. 5 JONES, Kenzie	5
2. 17 LINTON, Amber	1			2. 14 SNOW, Taylor	11
				3. 23 GUEST, McKenna	25
				4. 17 LINTON, Amber	29
<b>Runs allowed</b>		<b>Earned runs allowed</b>		<b>Walks allowed</b>	
1. 5 JONES, Kenzie	5	1. 5 JONES, Kenzie	3	1. 5 JONES, Kenzie	2
2. 14 SNOW, Taylor	14	2. 14 SNOW, Taylor	8	2. 14 SNOW, Taylor	4
3. 23 GUEST, McKenna	15	3. 23 GUEST, McKenna	14	3. 23 GUEST, McKenna	7
4. 17 LINTON, Amber	22	4. 17 LINTON, Amber	18	4. 17 LINTON, Amber	19
<b>Doubles allowed</b>		<b>Triples allowed</b>		<b>Home runs allowed</b>	
1. 5 JONES, Kenzie	1	1. 5 JONES, Kenzie	0	1. 5 JONES, Kenzie	0
2. 23 GUEST, McKenna	2	23 GUEST, McKenna	0	2. 14 SNOW, Taylor	1
3. 14 SNOW, Taylor	3	14 SNOW, Taylor	0	3. 17 LINTON, Amber	2
4. 17 LINTON, Amber	7	17 LINTON, Amber	0	4. 23 GUEST, McKenna	3

MISC. STATS

Multiple Hit Games	2	3	4	5+	Total
20 BRAMSON, Emma	2	-	-	-	2
3 HATHOOT, Rachael	2	-	-	-	2
7 ARCHULETA, Ashley	2	-	-	-	2
38 CHAVEZ, Keyannah	1	1	-	-	2
25 YEATTS, Chloe	1	-	-	-	1
TEAM	8	1	0	0	9

Multiple RBI Games	2	3	4	5+	Total
25 YEATTS, Chloe	1	1	-	-	2
20 BRAMSON, Emma	1	-	-	-	1
38 CHAVEZ, Keyannah	1	-	-	-	1
TEAM	3	1	0	0	4

Hitting Streaks	Longest	Current
20 BRAMSON, Emma	6	6
25 YEATTS, Chloe	4	-
7 ARCHULETA, Ashley	3	-
8 BRUNNER, Katherine	2	1
13 BAYLOR, Elizabeth	2	-
3 HATHOOT, Rachael	2	-
38 CHAVEZ, Keyannah	2	-
0 VASQUEZ-DICKSON, DeN	1	1
33 CARITHERS, Sydney	1	-
4 ANDREWS, Macie	1	-
1 BRIONES, Gabrielle	1	-

Reached Base Streaks	Longest	Current
20 BRAMSON, Emma	6	6
38 CHAVEZ, Keyannah	4	-
25 YEATTS, Chloe	4	-
7 ARCHULETA, Ashley	3	-
8 BRUNNER, Katherine	3	1
33 CARITHERS, Sydney	2	-
3 HATHOOT, Rachael	2	-
13 BAYLOR, Elizabeth	2	-
44 GARCIA, Lauren	2	-
4 ANDREWS, Macie	1	-
0 VASQUEZ-DICKSON, DeN	1	1
1 BRIONES, Gabrielle	1	-





CONFERENCE STANDINGS

	MOUNTAIN WEST						ALL GAMES										
Team	W	L	Pct.	H	A	N	W	L	T	Pct.	H	A	N	Streak	Last 10		
UNLV	0	0	.000	0-0	0-0	0-0	3	0	0	1.000	0-0	1-0	2-0	W5	7-3		
Boise State (RV/RV)	0	0	.000	0-0	0-0	0-0	4	1	0	.800	0-0	2-0	2-1	W2	6-4		
Fresno State	0	0	.000	0-0	0-0	0-0	4	1	0	.800	4-1	0-0	0-0	W4	6-4		
Colorado State	0	0	.000	0-0	0-0	0-0	3	2	0	.600	0-0	0-2	3-0	L1	5-5		
Nevada	0	0	.000	0-0	0-0	0-0	3	2	0	.600	0-0	1-0	2-2	W1	5-5		
San Diego State (RV/RV)	0	0	.000	0-0	0-0	0-0	3	2	0	.600	2-2	1-0	0-0	W3	6-4		
Utah State	0	0	.000	0-0	0-0	0-0	2	2	0	.500	0-0	1-0	1-2	W1	5-5		
San José State	0	0	.000	0-0	0-0	0-0	1	4	0	.200	0-0	0-2	1-2	W1	3-7		
New Mexico	0	0	.000	0-0	0-0	0-0	1	6	0	.143	0-0	0-4	1-2	L6	1-9		



THE 2024 LOBOS



0 DeNae Vasquez-Dickson

FR • OF • 5-1 • L/L  
Grapevine, Texas (Colleyville Heritage HS)

SEASON BESTS

Hits	1	UTEP, 2-14-24
Doubles		
Triples		
Home Runs		
RBI		
Runs	1	UTEP, 2-14-24
Walks		
Stolen Bases		

CAREER BESTS

Hits	Same
Doubles	
Triples	
Home Runs	
RBI	
Runs	Same
Walks	
Stolen Bases	

STREAKS

	Current	Career Best
Hitting	1	1
On-Base	1	1

MULTI-HIT GAMES

	2	3	4	5+	TOTAL
2024					

MULTI-RBI GAMES

	2	3	4	5+	TOTAL
2024					

2024 GAME-BY-GAME

DATE	OPPONENT	POS	AB	R	H	TB	2B	3B	HR	RBI	BB	HBP	SO	SB-ATT	E
2/9	Tennessee State	pr	0	0	0	0	0	0	0	0	0	0	0	0-0	0
2/9	McNeese	ph/of	1	0	0	0	0	0	0	0	0	0	0	0-0	0
2/10	Chattanooga	ph/of	1	0	0	0	0	0	0	0	0	0	0	0-0	0
2/10	Cal	ph	1	0	0	0	0	0	0	0	0	0	0	0-0	0
2/11	Louisiana	of	0	0	0	0	0	0	0	0	0	0	0	0-0	0
2/14	UTEP	*of	3	0	0	0	0	0	0	0	0	0	0	0-0	0
2/14	UTEP	ph/of	1	1	1	1	0	0	0	0	0	0	0	0-0	0
2/16	Marist														
2/16	Abilene Christian														
2/17	Houston Christian														
2/18	Marist														
2/18	Abilene Christian														
2/23	Stephen F. Austin														
2/23	North Texas														
2/24	Stephen F. Austin														
2/24	North Texas														
2/25	Minnesota														
2/28	Texas Tech														
3/1	Pacific														
3/1	Montana														
3/2	Toledo														
3/2	Grand Canyon														
3/6	Cleveland State														
3/7	UConn														
3/7	Hawai'i														
3/8	UConn														
3/8	Hawai'i														
3/12	Texas Tech														
3/12	Texas Tech														
3/15	San José State														
3/16	San José State														
3/17	San José State														
3/22	UNLV														
3/23	UNLV														
3/24	UNLV														
3/26	New Mexico State														
3/26	New Mexico State														
3/28	Nevada														
3/29	Nevada														
3/30	Nevada														
4/3	San Diego State														
4/3	San Diego State														
4/6	Colorado State														
4/7	Colorado State														
4/16	New Mexico State														
4/19	Utah State														
4/20	Utah State														
4/21	Utah State														
4/26	Boise State														
4/27	Boise State														
4/28	Boise State														
5/2	Fresno State														
5/3	Fresno State														
5/4	Fresno State														
			1	7	1	1	1	0	0	0	0	0	0	0-0	0

CAREER STATS

SEASON	GP	GS	AVG.	AB	R	H	2B	3B	HR	RBI	TB	SLG%	BB	SO	HBP	OB%	SF	SH	SB-SA	PO	A	E	FLD%
2024	7	1	.143	7	1	1	0	0	0	0	1	.143	0	0	0	.143	0	0	0-0	6	1	0	1.000
TOTAL	7	1	.143	7	1	1	0	0	0	0	1	.143	0	0	0	.143	0	0	0-0	6	1	0	1.000

HIGHLIGHTS

- Majoring in exercise science and wants to be a physical therapist
- Played for Glory Adkins Gold 18U



Mesquite, Texas (North Mesquite HS)

Stolen Bases 1      Cal. 2-10-24

100

## On-Base

## 2024

## 2024

## CAREER STATS

SEASON	GP	GS	AVG.	AB	R	H	2B	3B	HR	RBI	TB	SLG%	BB	SO	HBP	OB%	SF	SH	SB-SA	PO	A	E	FLD%
2024	2	1	.250	4	1	1	0	0	0	0	1	.250	0	1	0	.250	0	0	1-1	4	1	0	1.000
TOTAL	2	1	.250	4	1	1	0	0	0	0	1	.250	0	1	0	.250	0	0	1-1	4	1	0	1.000

## HIGHLIGHTS

- Majoring in criminology and wants to be either a criminal investigator or criminal/forensic psychologist
- Named the 2022 District 10-6A Defensive Player of the Year and the 2021 District 10-6A Offensive Player of the Year
- Played club ball for Texas Glory

THE 2024 LOBOS



2 Savana Martinez

RS-JR • C • 5-3 • R/R  
Albuquerque, N.M. (Rio Rancho HS)

SEASON BESTS

Hits	
Doubles	
Triples	
Home Runs	
RBI	
Runs	
Walks	
Runner CS	

CAREER BESTS

Hits	2	Maine, 3-12-23
Doubles	1	2x, last: Wisconsin, 3-13-22
Triples		
Home Runs		
RBI	1	3x, last: Utah State, 3-19-23
Runs	1	2x, last: Wisconsin, 3-13-22
Walks	1	3x, last: Colorado State, 4-9-22
Runner CS	1	2x, last: Arizona St., 3-3-23

STREAKS

	Current	Career Best
Hitting		2
On-Base		3

MULTI-HIT GAMES

	2	3	4	5+	TOTAL
2022	1	-	-	-	1
2023	-	-	-	-	0
2024					

MULTI-RBI GAMES

	2	3	4	5+	TOTAL
2022	-	-	-	-	0
2023	-	-	-	-	0
2024					

2024 GAME-BY-GAME

DATE	OPPONENT	POS	AB	R	H	TB	2B	3B	HR	RBI	BB	HBP	SO	SB-ATT	E
2/9	Tennessee State														
2/9	McNeese														
2/10	Chattanooga														
2/10	Cal														
2/11	Louisiana														
2/14	UTEP														
2/14	UTEP														
2/16	Marist														
2/16	Abilene Christian														
2/17	Houston Christian														
2/18	Marist														
2/18	Abilene Christian														
2/23	Stephen F. Austin														
2/23	North Texas														
2/24	Stephen F. Austin														
2/24	North Texas														
2/25	Minnesota														
2/28	Texas Tech														
3/1	Pacific														
3/1	Montana														
3/2	Toledo														
3/2	Grand Canyon														
3/6	Cleveland State														
3/7	UConn														
3/7	Hawai'i														
3/8	UConn														
3/8	Hawai'i														
3/12	Texas Tech														
3/12	Texas Tech														
3/15	San José State														
3/16	San José State														
3/17	San José State														
3/22	UNLV														
3/23	UNLV														
3/24	UNLV														
3/26	New Mexico State														
3/26	New Mexico State														
3/28	Nevada														
3/29	Nevada														
3/30	Nevada														
4/3	San Diego State														
4/3	San Diego State														
4/6	Colorado State														
4/7	Colorado State														
4/16	New Mexico State														
4/19	Utah State														
4/20	Utah State														
4/21	Utah State														
4/26	Boise State														
4/27	Boise State														
4/28	Boise State														
5/2	Fresno State														
5/3	Fresno State														
5/4	Fresno State														

CAREER STATS

SEASON	GP	GS	AVG.	AB	R	H	2B	3B	HR	RBI	TB	SLG%	BB	SO	HBP	OB%	SF	SH	SB-SA	PO	A	E	FLD%
2022	12	7	.200	20	2	4	2	0	0	2	6	.300	3	7	0	.304	0	0	0-0	33	1	0	1.000
2023	10	2	.125	8	0	1	0	0	0	1	1	.125	0	7	0	.125	0	0	0-0	15	1	3	.842
2024																							
TOTAL	22	9	.179	28	2	5	2	0	0	3	7	.250	3	14	0	.258	0	0	0-0	48	2	3	.943

HIGHLIGHTS

- All 9 starts were at catcher
- Has thrown out a runner in each of her 2 seasons
- First collegiate hit and RBI came against Maine on March 12, 2022

THE 2024 LOBOS



3 Rachael Hathoot

RS-SR • INF • 5-8 • R/R  
Albuquerque, N.M. (La Cueva HS)

SEASON BESTS				
Hits	2	2x, last: UTEP, 2-14-24		
Doubles	1	UTEP, 2-14-24		
Triples				
Home Runs				
RBI	1	2x, last: UTEP, 2-14-24		
Runs	1	2x, last: UTEP, 2-14-24		
Walks				
Stolen Bases	1	2x, last: UTEP, 2-14-24		

CAREER BESTS				
Hits	3	5x, last: UNLV, 5-6-23		
Doubles	2	2x, last: San José State, 5-8-21		
Triples	1	9x, last: Nevada, 4-29-23		
Home Runs	1	8x, last: Utah State, 3-17-23		
RBI	5	Colorado St., 4-16-23		
Runs	3	Colorado St., 4-16-23		
Walks	2	Weber State, 2-7-20		
Stolen Bases	2	Texas, 3-20-21		

STREAKS		
	Current	Career Best
Hitting		15
On-Base		20

MULTI-HIT GAMES					
	2	3	4	5+	TOTAL
2020	5	-	-	-	5
2021	8	-	-	-	8
2023	13	5	-	-	18
2024	2				2

MULTI-RBI GAMES					
	2	3	4	5+	TOTAL
2020	4	-	-	-	4
2021	4	1	-	-	5
2023	4	1	1	1	7
2024					

2024 GAME-BY-GAME																		
DATE	OPPONENT	POS	AB	R	H	TB	2B	3B	HR	RBI	BB	HBP	SO	SB-ATT	E			
2/9	Tennessee State	*ss	4	0	1	1	0	0	0	0	0	0	0	0-0	1			
2/9	McNeese	*ss	3	0	1	1	0	0	0	1	0	0	0	0-0	0			
2/10	Chattanooga	*ss	4	0	0	0	0	0	0	0	0	0	0	0-0	1			
2/10	Cal	*ss	2	0	0	0	0	0	0	0	0	0	0	0-0	0			
2/11	Louisiana	*ss	3	1	2	2	0	0	0	0	0	0	0	1-1	0			
2/14	UTEP	*ss	4	1	2	3	1	0	0	1	0	0	0	1-1	0			
2/14	UTEP	*ss	2	0	0	0	0	0	0	0	0	0	0	0-0	0			
2/16	Marist																	
2/16	Abilene Christian																	
2/17	Houston Christian																	
2/18	Marist																	
2/18	Abilene Christian																	
2/23	Stephen F. Austin																	
2/23	North Texas																	
2/24	Stephen F. Austin																	
2/24	North Texas																	
2/25	Minnesota																	
2/28	Texas Tech																	
3/1	Pacific																	
3/1	Montana																	
3/2	Toledo																	
3/2	Grand Canyon																	
3/6	Cleveland State																	
3/7	UConn																	
3/7	Hawai'i																	
3/8	UConn																	
3/8	Hawai'i																	
3/12	Texas Tech																	
3/12	Texas Tech																	
3/15	San José State																	
3/16	San José State																	
3/17	San José State																	
3/22	UNLV																	
3/23	UNLV																	
3/24	UNLV																	
3/26	New Mexico State																	
3/26	New Mexico State																	
3/28	Nevada																	
3/29	Nevada																	
3/30	Nevada																	
4/3	San Diego State																	
4/3	San Diego State																	
4/6	Colorado State																	
4/7	Colorado State																	
4/16	New Mexico State																	
4/19	Utah State																	
4/20	Utah State																	
4/21	Utah State																	
4/26	Boise State																	
4/27	Boise State																	
4/28	Boise State																	
5/2	Fresno State																	
5/3	Fresno State																	
5/4	Fresno State																	
			7	22	2	6	7	1	0	0	2	0	0	0	2-2	2		

CAREER STATS																							
SEASON	GP	GS	AVG.	AB	R	H	2B	3B	HR	RBI	TB	SLG%	BB	SO	HBP	OB%	SF	SH	SB-SA	PO	A	E	FLD%
2020	26	26	.250	84	19	21	6	2	1	12	34	.405	7	8	3	.330	0	2	0-1	38	47	6	.934
2021	46	46	.241	133	18	32	10	0	4	20	54	.406	9	25	2	.299	0	2	9-12	96	79	11	.941
2023	50	50	.396	149	38	59	9	7	3	31	91	.611	12	15	4	.452	1	4	5-5	79	114	12	.941
2024	7	7	.273	22	2	6	1	0	0	2	7	.318	0	0	0	.261	1	1	2-2	7	18	2	.926
TOTAL	129	129	.304	388	77	118	26	9	8	65	186	.479	28	48	9	.363	2	9	16-20	220	258	31	.939

- HIGHLIGHTS
- 2024 All-Mountain West Preseason Team
  - 2023 MW All-Conference First Team
  - Named Mountain West Player of the Week on May 11, 2021
  - Has started every game in her 3 years
  - Missed 2022 season due to injury
  - Started all 50 games last season at shortstop
  - Started all 46 games, playing second for 42 games and catcher for 4 in 2021
  - Started all 26 games at third base as a freshman
  - Graduated with degree in speech and hearing sciences and psychology, working on master's in project management

THE 2024 LOBOS



4 Macie Andrews

FR • OF • 5-3 • R/R  
Enid, Okla. (Chisholm HS)

SEASON BESTS

Hits	1	Tennessee State, 2-9-24
Doubles		
Triples		
Home Runs		
RBI		
Runs	1	McNeese, 2-9-24
Walks		
Stolen Bases		

CAREER BESTS

Hits	Same
Doubles	
Triples	
Home Runs	
RBI	
Runs	Same
Walks	
Stolen Bases	

STREAKS

	Current	Career Best
Hitting	1	
Reach Base	1	

MULTI-HIT GAMES

	2	3	4	5+	TOTAL
2024					

MULTI-RBI GAMES

	2	3	4	5+	TOTAL
2024					

2024 GAME-BY-GAME

DATE	OPPONENT	POS	AB	R	H	TB	2B	3B	HR	RBI	BB	HBP	SO	SB-ATT	E
2/9	Tennessee State	*of	3	0	1	1	0	0	0	0	0	0	0	0-0	0
2/9	McNeese	*of	2	1	0	0	0	0	0	0	0	0	1	0-0	0
2/10	Chattanooga	*of	2	0	0	0	0	0	0	0	0	0	0	0-0	1
2/10	Cal						-DNP-								
2/11	Louisiana						-DNP-								
2/14	UTEP						-DNP-								
2/14	UTEP	*of	1	0	0	0	0	0	0	0	0	0	1	0-0	0
2/16	Marist														
2/16	Abilene Christian														
2/17	Houston Christian														
2/18	Marist														
2/18	Abilene Christian														
2/23	Stephen F. Austin														
2/23	North Texas														
2/24	Stephen F. Austin														
2/24	North Texas														
2/25	Minnesota														
2/28	Texas Tech														
3/1	Pacific														
3/1	Montana														
3/2	Toledo														
3/2	Grand Canyon														
3/6	Cleveland State														
3/7	UConn														
3/7	Hawai'i														
3/8	UConn														
3/8	Hawai'i														
3/12	Texas Tech														
3/12	Texas Tech														
3/15	San José State														
3/16	San José State														
3/17	San José State														
3/22	UNLV														
3/23	UNLV														
3/24	UNLV														
3/26	New Mexico State														
3/26	New Mexico State														
3/28	Nevada														
3/29	Nevada														
3/30	Nevada														
4/3	San Diego State														
4/3	San Diego State														
4/6	Colorado State														
4/7	Colorado State														
4/16	New Mexico State														
4/19	Utah State														
4/20	Utah State														
4/21	Utah State														
4/26	Boise State														
4/27	Boise State														
4/28	Boise State														
5/2	Fresno State														
5/3	Fresno State														
5/4	Fresno State														
			4	8	1	1	1	0	0	0	0	0	2	0-0	1


CAREER STATS

SEASON	GP	GS	AVG.	AB	R	H	2B	3B	HR	RBI	TB	SLG%	BB	SO	HBP	OB%	SF	SH	SB-SA	PO	A	E	FLD%
2024	4	4	.125	8	1	1	0	0	0	0	1	.125	0	2	0	.125	0	0	0-0	6	0	1	.857
TOTAL	4	4	.125	8	1	1	0	0	0	0	1	.125	0	2	0	.125	0	0	0-0	6	0	1	.857

HIGHLIGHTS

- Played both middle infield and outfield in high school
- Wears #4 because her dad wore #4 growing up and wears it to follow in his footsteps
- Majoring in business administration and wants to be a medical sales rep





Crawford, Texas (Crawford HS)

IP (high)	1.2	Cal, 2-10-24
H (low)	2	McNeese, 2-9-24
R (low)	2	Cal, 2-10-24
ER (low)	1	McNeese, 2-9-24
BB (low)	0	Cal, 2-10-24
SO (high)		
BF (high)	9	2x, last: Cal, 2-10-24
NP (high)	36	McNeese, 2-9-24

IP (high)  
H (low)  
R (low)  
ER (low)  
BB (low)  
SO (high)  
BF (high)  
NP (high)

	Season	Career
5+ K		
10+ K		
1 R or Less		
Shutout		

DATE	OPPONENT	W-L	ERA	CG	IP	H	R	ER	BB	SO	2B	3B	HR	BF	HBP
2/9	Tennessee St.							-DNP-							
2/9	McNeese	--	5.25	0	1.1	2	3	1	2	0	1	0	0	9	0
2/10	Chattanooga							-DNP-							
2/10	Cal	--	8.40	0	1.2	3	2	2	0	0	0	0	0	9	0
2/11	Louisiana							-DNP-							
2/14	UTEP							-DNP-							
2/14	UTEP							-DNP-							
2/16	Marist														
2/16	Abilene Christian														
2/17	Houston Christian														
2/18	Marist														
2/18	Abilene Christian														
2/23	Stephen F. Austin														
2/23	North Texas														
2/24	Stephen F. Austin														
2/24	North Texas														
2/25	Minnesota														
2/28	Texas Tech														
3/1	Pacific														
3/1	Montana														
3/2	Toledo														
3/2	Grand Canyon														
3/6	Cleveland State														
3/7	UConn														
3/7	Hawai'i														
3/8	UConn														
3/8	Hawai'i														
3/12	Texas Tech														
3/12	Texas Tech														
3/15	San José State														
3/16	San José State														
3/17	San José State														
3/122	UNLV														
3/23	UNLV														
3/24	UNLV														
3/26	New Mexico State														
3/26	New Mexico State														
3/28	Nevada														
3/29	Nevada														
3/30	Nevada														
4/3	San Diego State														
4/3	San Diego State														
4/6	Colorado State														
4/7	Colorado State														
4/16	New Mexico State														
4/19	Utah State														
4/20	Utah State														
4/21	Utah State														
4/26	Boise State														
4/27	Boise State														
4/28	Boise State														
5/2	Fresno State														

SEASON	GS	APP	CG	W-L	ERA	SHO	SV	IP	H	R	ER	BB	SO	2B	3B	HR	BF	NP-STK	WP	HBP	PO	A	E	FLD%
2024	0	2	0	0-0	7.00	0	0	3.0	5	5	3	2	0	1	0	0	18	69-38	0	0	0	0	0	.000
TOTAL	0	2	0	0-0	7.00	0	0	3.0	5	5	3	2	0	1	0	0	18	69-38	0	0	0	0	0	.000

- Ranked 79th pitcher by Extra Innings in 2020, 59th in 2021 and ranked 50th in the Extra Innings Elite 100 in 2023
- Recorded 87 strikeouts as a freshman before COVID cut the season short, 287 strikeouts her sophomore year and 239 strikeouts her junior year
- HS team won the 2A State Championship and was named 2A State MVP in 2022
- Also lettered in basketball and cheer
- Pre-med major



THE 2024 LOBOS



6 Alina Ortiz

FR • P • 5-6 • R/R  
Corona, Calif. (Centennial HS)

SEASON BESTS

IP (high)
H (low)
R (low)
ER (low)
BB (low)
SO (high)
BF (high)
NP (high)

CAREER BESTS (MIN. 3.0 IP)

IP (high)
H (low)
R (low)
ER (low)
BB (low)
SO (high)
BF (high)
NP (high)

PITCHING SUPERLATIVES (MIN. 4.0 IP)

	Season	Career
5+ K		
10+ K		
1 R or Less		
Shutout		


2024 GAME-BY-GAME

DATE	OPPONENT	W-L	ERA	CG	IP	H	R	ER	BB	SO	2B	3B	HR	BF	HBP
2/9	Tennessee St.							-DNP-							
2/9	McNeese							-DNP-							
2/10	Chattanooga							-DNP-							
2/10	Cal							-DNP-							
2/11	Louisiana							-DNP-							
2/14	UTEP							-DNP-							
2/14	UTEP							-DNP-							
2/16	Marist														
2/16	Abilene Christian														
2/17	Houston Christian														
2/18	Marist														
2/18	Abilene Christian														
2/23	Stephen F. Austin														
2/23	North Texas														
2/24	Stephen F. Austin														
2/24	North Texas														
2/25	Minnesota														
2/28	Texas Tech														
3/1	Pacific														
3/1	Montana														
3/2	Toledo														
3/2	Grand Canyon														
3/6	Cleveland State														
3/7	UConn														
3/7	Hawai'i														
3/8	UConn														
3/8	Hawai'i														
3/12	Texas Tech														
3/12	Texas Tech														
3/15	San José State														
3/16	San José State														
3/17	San José State														
3/122	UNLV														
3/23	UNLV														
3/24	UNLV														
3/26	New Mexico State														
3/26	New Mexico State														
3/28	Nevada														
3/29	Nevada														
3/30	Nevada														
4/3	San Diego State														
4/3	San Diego State														
4/6	Colorado State														
4/7	Colorado State														
4/16	New Mexico State														
4/19	Utah State														
4/20	Utah State														
4/21	Utah State														
4/26	Boise State														
4/27	Boise State														
4/28	Boise State														
5/2	Fresno State														
5/3	Fresno State														
5/4	Fresno State														

CAREER STATS

SEASON	GS	APP	CG	W-L	ERA	SHO	SV	IP	H	R	ER	BB	SO	2B	3B	HR	BF	NP-STK	WP	HBP	PO	A	E	FLD%
2024																								
TOTAL																								

HIGHLIGHTS



Rio Rancho, N.M. (Cleveland HS)

	2	3	4	5+	TOTAL
2022	3	1	1	-	5
2023	5	3	-	-	8
2024					

- All-Conference First Team in 2022 and 2023
- First two-time first team all-conference player for UNM since Brandi Heimburg (2014 and 2015)
- Played 45 games at second her sophomore season
- Played 51 games at second, 1 game at shortstop and 1 game as DP freshman season
- Ended 2023 on a 10-game hitting streak
- 2nd on the team in total bases (73), hits (56) and doubles (9) as a freshman

THE 2024 LOBOS



8 Katherine Brunner

FR • INF • 5-7 • R/R  
Katy, Texas (James E. Taylor HS)

SEASON BESTS			
Hits	1	4x, last: UTEP, 2-14-24	
Doubles	1	UTEP, 2-14-24	
Triples			
Home Runs			
RBI			
Runs	1	2x, last: Chattanooga, 2-10-24	
Walks	2	Chattanooga, 2-10-24	
Stolen Bases	1	Tennessee State, 2-9-24	

CAREER BESTS		
Hits	Same	
Doubles	Same	
Triples		
Home Runs		
RBI		
Runs	Same	
Walks	Same	
Stolen Bases	Same	

STREAKS		
	Current	Career Best
Hitting	1	2
On-Base	1	3

MULTI-HIT GAMES					
	2	3	4	5+	TOTAL
2024					

MULTI-RBI GAMES					
	2	3	4	5+	TOTAL
2024					

2024 GAME-BY-GAME																		
DATE	OPPONENT	POS	AB	R	H	TB	2B	3B	HR	RBI	BB	HBP	SO	SB-ATT	E			
2/9	Tennessee State	*dp	3	1	1	1	0	0	0	0	1	0	1	1-1	0			
2/9	McNeese	*dp	3	0	1	1	0	0	0	0	0	0	0	0-0	0			
2/10	Chattanooga	*dp/3b	1	1	0	0	0	0	0	0	2	0	0	0-0	0			
2/10	Cal	*3b	2	0	0	0	0	0	0	0	0	0	0	0-0	0			
2/11	Louisiana	*3b	2	0	1	1	0	0	0	0	0	0	0	0-0	0			
2/14	UTEP	*3b	2	0	0	0	0	0	0	0	0	0	0	0-0	0			
2/14	UTEP	*3b	2	0	1	2	1	0	0	0	0	1	0	0-0	0			
2/16	Marist																	
2/16	Abilene Christian																	
2/17	Houston Christian																	
2/18	Marist																	
2/18	Abilene Christian																	
2/23	Stephen F. Austin																	
2/23	North Texas																	
2/24	Stephen F. Austin																	
2/24	North Texas																	
2/25	Minnesota																	
2/28	Texas Tech																	
3/1	Pacific																	
3/1	Montana																	
3/2	Toledo																	
3/2	Grand Canyon																	
3/6	Cleveland State																	
3/7	UConn																	
3/7	Hawai'i																	
3/8	UConn																	
3/8	Hawai'i																	
3/12	Texas Tech																	
3/12	Texas Tech																	
3/15	San José State																	
3/16	San José State																	
3/17	San José State																	
3/22	UNLV																	
3/23	UNLV																	
3/24	UNLV																	
3/26	New Mexico State																	
3/26	New Mexico State																	
3/28	Nevada																	
3/29	Nevada																	
3/30	Nevada																	
4/3	San Diego State																	
4/3	San Diego State																	
4/6	Colorado State																	
4/7	Colorado State																	
4/16	New Mexico State																	
4/19	Utah State																	
4/20	Utah State																	
4/21	Utah State																	
4/26	Boise State																	
4/27	Boise State																	
4/28	Boise State																	
5/2	Fresno State																	
5/3	Fresno State																	
5/4	Fresno State																	
			7	15	2	4	5	1	0	0	0	3	1	1	1-1	0		

CAREER STATS																			
SEASON	GP	GS	AVG.	AB	R	H	2B	3B	HR	RBI	TB	SLG%	BB	SO	HBP	OB%	SF	SH	SB-SA
2024	7	7	.267	15	2	4	1	0	0	0	5	.333	3	1	1	.421	0	0	1-1
TOTAL	7	7	.267	15	2	4	1	0	0	0	5	.333	3	1	1	.421	0	0	1-1

HIGHLIGHTS

- Majoring in business administration
- #8 was the first number she wore when she started playing softball at age 6.
- Played for the Bombers, the Lady Dukes and Prolific
- Also lettered in basketball in high school

THE 2024 LOBOS



9 Jewels Hanawahine

FR • UTIL • 5-9 • R/R  
Waimanalo, Hawai'i (Kamehameha Kap. Iama)

SEASON BESTS

Hits  
Doubles  
Triples  
Home Runs  
RBI  
Runs  
Walks  
Stolen Bases

CAREER BESTS

Hits  
Doubles  
Triples  
Home Runs  
RBI  
Runs  
Walks  
Stolen Bases

STREAKS

Current Career Best  
Hitting  
On-Base

MULTI-HIT GAMES

	2	3	4	5+	TOTAL
2023					

MULTI-RBI GAMES

	2	3	4	5+	TOTAL
2023					

2024 GAME-BY-GAME

DATE	OPPONENT	POS	AB	R	H	TB	2B	3B	HR	RBI	BB	HBP	SO	SB-ATT	E
2/9	Tennessee State						-DNP-								
2/9	McNeese						-DNP-								
2/10	Chattanooga						-DNP-								
2/10	Cal						-DNP-								
2/11	Louisiana						-DNP-								
2/14	UTEP						-DNP-								
2/14	UTEP						-DNP-								
2/16	Marist														
2/16	Abilene Christian														
2/17	Houston Christian														
2/18	Marist														
2/18	Abilene Christian														
2/23	Stephen F. Austin														
2/23	North Texas														
2/24	Stephen F. Austin														
2/24	North Texas														
2/25	Minnesota														
2/28	Texas Tech														
3/1	Pacific														
3/1	Montana														
3/2	Toledo														
3/2	Grand Canyon														
3/6	Cleveland State														
3/7	UConn														
3/7	Hawai'i														
3/8	UConn														
3/8	Hawai'i														
3/12	Texas Tech														
3/12	Texas Tech														
3/15	San José State														
3/16	San José State														
3/17	San José State														
3/22	UNLV														
3/23	UNLV														
3/24	UNLV														
3/26	New Mexico State														
3/26	New Mexico State														
3/28	Nevada														
3/29	Nevada														
3/30	Nevada														
4/3	San Diego State														
4/3	San Diego State														
4/6	Colorado State														
4/7	Colorado State														
4/16	New Mexico State														
4/19	Utah State														
4/20	Utah State														
4/21	Utah State														
4/26	Boise State														
4/27	Boise State														
4/28	Boise State														
5/2	Fresno State														
5/3	Fresno State														
5/4	Fresno State														

CAREER STATS

SEASON	GP	GS	AVG.	AB	R	H	2B	3B	HR	RBI	TB	SLG%	BB	SO	HBP	OB%	SF	SH	SB-SA	PO	A	E	FLD%
2024																							
TOTAL																							

HIGHLIGHTS

- Construction management major
- Played for Firecrackers Rico 18U, Firecrackers Brasher Smith and Firecrackers Hawaii
- Wears #9 because she and her two siblings were all born on the 9th of different months

THE 2024 LOBOS



12 Savannah Braun

SR • INF • 5-10 • R/R  
Tualatin, Ore. (Tualatin HS)

SEASON BESTS

Hits	
Doubles	
Triples	
Home Runs	
RBI	
Runs	
Walks	
Stolen Bases	

CAREER BESTS

Hits	1	4x, last: NMSU, 3-22-22
Doubles		
Triples		
Home Runs	1	at NMSU, 3-22-22
RBI	3	at NMSU, 3-22-22
Runs	1	2x, last: at NMSU, 3-22-22
Walks	1	3x, last: Maine, 3-12-22
Total Bases	4	at NMSU, 3/22/23

STREAKS

	Current	Career Best
Hitting		2
On-Base		2

MULTI-HIT GAMES

	2	3	4	5+	TOTAL
2021	-	-	-	-	-
2022	-	-	-	-	-
2023	-	-	-	-	-
2024					

MULTI-RBI GAMES

	2	3	4	5+	TOTAL
2021	-	-	-	-	-
2022	-	1	-	-	1
2023	-	-	-	-	-
2024					

2024 GAME-BY-GAME

DATE	OPPONENT	POS	AB	R	H	TB	2B	3B	HR	RBI	BB	HBP	SO	SB-ATT	E
2/9	Tennessee State														
2/9	McNeese														
2/10	Chattanooga														
2/10	Cal														
2/11	Louisiana														
2/14	UTEP														
2/14	UTEP														
2/16	Marist														
2/16	Abilene Christian														
2/17	Houston Christian														
2/18	Marist														
2/18	Abilene Christian														
2/23	Stephen F. Austin														
2/23	North Texas														
2/24	Stephen F. Austin														
2/24	North Texas														
2/25	Minnesota														
2/28	Texas Tech														
3/1	Pacific														
3/1	Montana														
3/2	Toledo														
3/2	Grand Canyon														
3/6	Cleveland State														
3/7	UConn														
3/7	Hawai'i														
3/8	UConn														
3/8	Hawai'i														
3/12	Texas Tech														
3/12	Texas Tech														
3/15	San José State														
3/16	San José State														
3/17	San José State														
3/22	UNLV														
3/23	UNLV														
3/24	UNLV														
3/26	New Mexico State														
3/26	New Mexico State														
3/28	Nevada														
3/29	Nevada														
3/30	Nevada														
4/3	San Diego State														
4/3	San Diego State														
4/6	Colorado State														
4/7	Colorado State														
4/16	New Mexico State														
4/19	Utah State														
4/20	Utah State														
4/21	Utah State														
4/26	Boise State														
4/27	Boise State														
4/28	Boise State														
5/2	Fresno State														
5/3	Fresno State														
5/4	Fresno State														

CAREER STATS

SEASON	GP	GS	AVG.	AB	R	H	2B	3B	HR	RBI	TB	SLG%	BB	SO	HBP	OB%	SF	SH	SB-SA	PO	A	E	FLD%
2021	4	1	.500	4	0	2	0	0	0	0	2	.500	2	2	0	.667	0	0	0-0	0	0	0	.000
2022	5	0	.500	4	2	2	0	0	1	4	5	1.250	1	0	0	.600	0	0	0-0	0	0	0	.000
2023																							
2024																							
TOTAL	9	1	.500	8	2	4	0	0	1	4	7	.875	3	2	0	.636	0	0	0-0	0	0	0	.000

HIGHLIGHTS

- Hit a pinch-hit 3-run HR at New Mexico on March 22 for her first collegiate HR
- Hit against Tarleton on Feb. 27 ended the game in a run-rule win
- Start was as the designated player against Utah State on May 15, 2021
- Majoring in community health education



THE 2024 LOBOS



13 Elizabeth Baylor

SO • OF • 5-8 • R/R  
Richmond, Texas (Churchill Fulshear HS)

SEASON BESTS

Hits	1	4x, last: UTEP, 2-14-24
Doubles		
Triples		
Home Runs		
RBI		
Runs	1	2x, last: UTEP, 2-14-24
Walks		
Stolen Bases		

CAREER BESTS

Hits	2	Fresno State, 4-2-23
Doubles		
Triples		
Home Runs		
RBI	1	Buffalo, 3-10-23
Runs	1	3x, last: UTEP, 2-14-24
Walks	1	3x, last: Colorado St., 4-16-23
Stolen Bases	1	San Diego State, 4-23-23

STREAKS

	Current	Career Best
Hitting		2
On-Base		3

MULTI-HIT GAMES

	2	3	4	5+	TOTAL
2023	1	-	-	-	1
2024					

MULTI-RBI GAMES

	2	3	4	5+	TOTAL
2023	-	-	-	-	-
2024					

2024 GAME-BY-GAME

DATE	OPPONENT	POS	AB	R	H	TB	2B	3B	HR	RBI	BB	HBP	SO	SB-ATT	E
2/9	Tennessee State	*of	3	0	1	1	0	0	0	0	0	0	1	0-0	0
2/9	McNeese	*of	2	0	0	0	0	0	0	0	0	0	2	0-0	0
2/10	Chattanooga	*of	2	1	1	1	0	0	0	0	0	1	0	0-0	0
2/10	Cal	*of	2	0	0	0	0	0	0	0	0	0	0	0-0	0
2/11	Louisiana	*of	2	0	1	1	0	0	0	0	0	0	0	0-0	0
2/14	UTEP	*of	3	1	1	1	0	0	0	0	0	0	0	0-0	0
2/14	UTEP	*of	3	0	0	0	0	0	0	0	0	0	0	0-0	0
2/16	Marist														
2/16	Abilene Christian														
2/17	Houston Christian														
2/18	Marist														
2/18	Abilene Christian														
2/23	Stephen F. Austin														
2/23	North Texas														
2/24	Stephen F. Austin														
2/24	North Texas														
2/25	Minnesota														
2/28	Texas Tech														
3/1	Pacific														
3/1	Montana														
3/2	Toledo														
3/2	Grand Canyon														
3/6	Cleveland State														
3/7	UConn														
3/7	Hawai'i														
3/8	UConn														
3/8	Hawai'i														
3/12	Texas Tech														
3/12	Texas Tech														
3/15	San José State														
3/16	San José State														
3/17	San José State														
3/22	UNLV														
3/23	UNLV														
3/24	UNLV														
3/26	New Mexico State														
3/26	New Mexico State														
3/28	Nevada														
3/29	Nevada														
3/30	Nevada														
4/3	San Diego State														
4/3	San Diego State														
4/6	Colorado State														
4/7	Colorado State														
4/16	New Mexico State														
4/19	Utah State														
4/20	Utah State														
4/21	Utah State														
4/26	Boise State														
4/27	Boise State														
4/28	Boise State														
5/2	Fresno State														
5/3	Fresno State														
5/4	Fresno State														
			7	17	2	4	4	0	0	0	0	1	3	0-0	0

CAREER STATS

SEASON	GP	GS	AVG.	AB	R	H	2B	3B	HR	RBI	TB	SLG%	BB	SO	HBP	OB%	SF	SH	SB-SA	PO	A	E	FLD%
2023	21	9	.167	24	1	4	0	0	0	1	4	.167	3	9	0	.259	0	0	1-1	19	2	0	1.000
2024	7	7	.235	17	2	4	0	0	0	0	4	.235	0	3	1	.278	0	0	0-0	5	0	0	1.000
TOTAL	28	16	.195	41	3	8	0	0	0	1	8	.195	3	12	0	.267	0	0	1-1	24	2	0	1.000

HIGHLIGHTS

- Psychology major
- Played in 21 games with 9 starts, 8 in right field and 1 as DP as a freshman
- Played for the Houston Power, Aces Express and Texas Bombers.
- Named to the 4A Second Team All-District and the 5A Second Team All-District and was the school record holder for stolen bases

THE 2024 LOBOS



14 Taylor Snow

RS-JR • P • 5-10 • R/R  
Columbia, La.. (Louisiana)

SEASON BESTS

IP (high)	1.2	McNeese, 2-9-24
H (low)	1	Louisiana, 2-11-24
R (low)	1	UTEP, 2-14-24
ER (low)	1	2x, last: UTEP, 2-14-24
BB (low)	0	UTEP, 2-14-24
SO (high)	1	Louisiana, 2-11-24
BF (high)	12	McNeese, 2-9-24
NP (high)	49	McNeese, 2-9-24

CAREER BESTS(MIN. 3.0 IP)

IP (high)	7.0	CSUB, 2-23-23
H (low)	4	6x, last: Nevada, 4-29-23
R (low)	0	2x, last: Nevada, 4-29-23
ER (low)	0	4x, last: Nevada, 4-29-23
BB (low)	0	6x, last: Nevada, 4-30-23
SO (high)	3	Texas Tech, 3-12-23
BF (high)	29	CSUB, 2-23-23
NP (high)	101	CSUB, 2-23-23

PITCHING SUPERLATIVES (MIN. 4.0 IP)

	Season	Career
5+ K		
10+ K		
1 R or Less		4
Shutout		

2024 GAME-BY-GAME

DATE	OPPONENT	W-L	ERA	CG	IP	H	R	ER	BB	SO	2B	3B	HR	BF	HBP
2/9	Tennessee St.							-DNP-							
2/9	McNeese	0-1	16.80	0	1.2	6	6	4	2	0	2	0	0	12	0
2/10	Chattanooga							-DNP-							
2/10	Cal	0-1	21.00	0	0.1	2	5	1	1	0	0	0	1	6	0
2/11	Louisiana	--	10.50	0	1.1	1	2	2	1	1	0	0	0	8	0
2/14	UTEP							-DNP-							
2/14	UTEP	--	10.50	0	0.2	2	1	1	0	0	1	0	0	4	0
2/16	Marist														
2/16	Abilene Christian														
2/17	Houston Christian														
2/18	Marist														
2/18	Abilene Christian														
2/23	Stephen F. Austin														
2/23	North Texas														
2/24	Stephen F. Austin														
2/24	North Texas														
2/25	Minnesota														
2/28	Texas Tech														
3/1	Pacific														
3/1	Montana														
3/2	Toledo														
3/2	Grand Canyon														
3/6	Cleveland State														
3/7	UConn														
3/7	Hawai'i														
3/8	UConn														
3/8	Hawai'i														
3/12	Texas Tech														
3/12	Texas Tech														
3/15	San José State														
3/16	San José State														
3/17	San José State														
3/122	UNLV														
3/23	UNLV														
3/24	UNLV														
3/26	New Mexico State														
3/26	New Mexico State														
3/28	Nevada														
3/29	Nevada														
3/30	Nevada														
4/3	San Diego State														
4/3	San Diego State														
4/6	Colorado State														
4/7	Colorado State														
4/16	New Mexico State														
4/19	Utah State														
4/20	Utah State														
4/21	Utah State														
4/26	Boise State														
4/27	Boise State														
4/28	Boise State														
5/2	Fresno State														
5/3	Fresno State														
5/4	Fresno State														
		0-2	14.0	0	4.0	11	14	8	4	1	3	0	1	30	0

CAREER STATS

SEASON	GS	APP	CG	W-L	ERA	SHO	SV	IP	H	R	ER	BB	SO	2B	3B	HR	BF	NP-STK	WP	HBP	PO	A	E	FLD%
2023	14	29	2	5-10	4.86	0	0	90.2	128	83	63	29	28	27	2	13	441	1547-917	3	10	0	12	1	.923
2024	2	4	0	0-2	14.00	0	0	4.0	11	14	8	4	1	3	0	1	30	117-68	0	0	0	0	0	.000
TOTAL	16	33	2	5-12	5.25	0	0	94.2	139	97	71	33	29	30	2	14	471	1664-985	3	10	0	12	1	.923

HIGHLIGHTS

- Majoring in psychology
- First collegiate start came at LSU
- First signee for Coach Dickson and staff (signed June 17, 2022)
- Redshirted at Louisiana
- Was a three-time first team all-state and all-district pitcher and pitched the Tigers to three consecutive state championship game appearances, earning the title her freshman season

THE 2024 LOBOS



16 Brooke Umali

FR • P • 5-3 • L/L

Burlingame, Calif. (Aragon HS)

SEASON BESTS	
IP (high)	
H (low)	
R (low)	
ER (low)	
BB (low)	
SO (high)	
BF (high)	
NP (high)	

CAREER BESTS (MIN. 3.0 IP)	
IP (high)	
H (low)	
R (low)	
ER (low)	
BB (low)	
SO (high)	
BF (high)	
NP (high)	

PITCHING SUPERLATIVES (MIN. 4.0 IP)		
	Season	Career
5+ K		
10+ K		
1 R or Less		
Shutout		

2024 GAME-BY-GAME																
DATE	OPPONENT	W-L	ERA	CG	IP	H	R	ER	BB	SO	2B	3B	HR	BF	HBP	
2/9	Tennessee St.							-DNP-								
2/9	McNeese							-DNP-								
2/10	Chattanooga							-DNP-								
2/10	Cal							-DNP-								
2/11	Louisiana							-DNP-								
2/14	UTEP							-DNP-								
2/14	UTEP							-DNP-								
2/16	Marist															
2/16	Abilene Christian															
2/17	Houston Christian															
2/18	Marist															
2/18	Abilene Christian															
2/23	Stephen F. Austin															
2/23	North Texas															
2/24	Stephen F. Austin															
2/24	North Texas															
2/25	Minnesota															
2/28	Texas Tech															
3/1	Pacific															
3/1	Montana															
3/2	Toledo															
3/2	Grand Canyon															
3/6	Cleveland State															
3/7	UConn															
3/7	Hawai'i															
3/8	UConn															
3/8	Hawai'i															
3/12	Texas Tech															
3/12	Texas Tech															
3/15	San José State															
3/16	San José State															
3/17	San José State															
3/122	UNLV															
3/23	UNLV															
3/24	UNLV															
3/26	New Mexico State															
3/26	New Mexico State															
3/28	Nevada															
3/29	Nevada															
3/30	Nevada															
4/3	San Diego State															
4/3	San Diego State															
4/6	Colorado State															
4/7	Colorado State															
4/16	New Mexico State															
4/19	Utah State															
4/20	Utah State															
4/21	Utah State															
4/26	Boise State															
4/27	Boise State															
4/28	Boise State															
5/2	Fresno State															
5/3	Fresno State															
5/4	Fresno State															

CAREER STATS																
SEASON	GS	APP	CG	W-L	ERA	SHO	SV	IP	H	R	ER	BB	SO	2B	3B	HR
2024																
TOTAL																

- HIGHLIGHTS
- Majoring in business administration
  - Played for Warrior Academy
  - Wore 16 since she started playing softball at age 7

THE 2024 LOBOS



17 Amber Linton

SR • P • 6-0 • R/R  
Franklin, Ind. (Indiana)

SEASON BESTS

IP (high)	5.1	UTEP, 2-14-24
H (low)	2	McNeese, 2-9-24
R (low)	3	4x, last: UTEP, 2-14-24
ER (low)	1	McNeese, 2-9-24
BB (low)	1	Cal, 2-10-24
SO (high)	5	2x, last: UTEP, 2-14-24
BF (high)	26	UTEP, 2-14-24
NP (high)	108	UTEP, 2-14-24

CAREER BESTS(MIN. 3.0 IP)

IP (high)	11.0	UTEP, 3-1-23
H (low)	0	Boise State, 5-8-22
R (low)	0	5x, last: SJSU, 3-25-23
ER (low)	0	7x, last: SJSU, 3-25-23
BB (low)	0	5x, last: Nevada, 4-28-23
SO (high)	14	Utah State, 3-17-23
BF (high)	48	UTEP, 3-1-23
NP (high)	201	Utah State, 3-17-23

PITCHING SUPERLATIVES (MIN. 4.0 IP)

	Season	Career
5+ K	1	28
10+ K		5
1 R or Less		10
Shutout		3

2024 GAME-BY-GAME

DATE	OPPONENT	W-L	ERA	CG	IP	H	R	ER	BB	SO	2B	3B	HR	BF	HBP
2/9	Tennessee St.	--	14.00	0	3.0	5	6	6	5	5	1	0	0	20	1
2/9	McNeese	--	3.00	0	2.1	2	3	1	4	0	2	0	0	14	0
2/10	Chattanooga	--	2.80	0	5.0	7	3	2	2	3	1	0	1	24	0
2/10	Cal	--	10.50	0	2.0	6	3	3	1	2	0	0	1	11	0
2/11	Louisiana	--	21.00	0	1.0	3	4	3	4	1	1	0	0	10	0
2/14	UTEP							-DNP-							
2/14	UTEP	0-1	3.94	0	5.1	6	3	3	3	5	2	0	0	26	1
2/16	Marist														
2/16	Abilene Christian														
2/17	Houston Christian														
2/18	Marist														
2/18	Abilene Christian														
2/23	Stephen F. Austin														
2/23	North Texas														
2/24	Stephen F. Austin														
2/24	North Texas														
2/25	Minnesota														
2/28	Texas Tech														
3/1	Pacific														
3/1	Montana														
3/2	Toledo														
3/2	Grand Canyon														
3/6	Cleveland State														
3/7	UConn														
3/7	Hawai'i														
3/8	UConn														
3/8	Hawai'i														
3/12	Texas Tech														
3/12	Texas Tech														
3/15	San José State														
3/16	San José State														
3/17	San José State														
3/122	UNLV														
3/23	UNLV														
3/24	UNLV														
3/26	New Mexico State														
3/26	New Mexico State														
3/28	Nevada														
3/29	Nevada														
3/30	Nevada														
4/3	San Diego State														
4/3	San Diego State														
4/6	Colorado State														
4/7	Colorado State														
4/16	New Mexico State														
4/19	Utah State														
4/20	Utah State														
4/21	Utah State														
4/26	Boise State														
4/27	Boise State														
4/28	Boise State														
5/2	Fresno State														
5/3	Fresno State														
5/4	Fresno State														
		0-1	6.75	0	18.2	29	22	18	19	16	7	0	2	105	2

CAREER STATS

SEASON	GS	APP	CG	W-L	ERA	SHO	SV	IP	H	R	ER	BB	SO	2B	3B	HR	BF	NP-STK	WP
2021	4	19	0	4-3	3.79	0	0	44.1	52	33	24	24	21	12	2	2	214	159-82	1
2022	27	38	7	12-14	4.02	0	3	156.2	181	125	90	73	156	22	4	6	779	2512-1503	11
2023	25	32	14	11-13	3.71	3	1	158.2	171	103	84	70	164	33	1	12	742	3086-1844	4
2024	2	6	0	0-1	6.75	0	0	18.2	29	22	18	19	16	7	0	2	105	446-248	1
TOTAL	57	94	21	27-30	3.98	3	4	373.0	427	280	212	183	352	72	7	22	1814	6203-3677	17

HIGHLIGHTS

- 2 highest strikeouts per game in program history: 7.24 strikeouts per game in 2023 was the single-season program record, breaking her own record of 6.97 she set in 2022
- 156 strikeouts in 2022 were the 6th most in a single-season in program history; 164 in 2023 were the 5th most in a single-season.
- Named MW Pitcher of the Week on March 1, 2022
- Pitched a team-high 158.2 innings with team-high 14 complete games and 3 shutouts last season
- 107 strikeouts from setting the career program record
- Accounting major

THE 2024 LOBOS



18

Grace Rana

SO • C • 5-6 • R/R

Queen Creek, Ariz. (Queen Creek HS)

SEASON BESTS

Hits

Doubles

Triples

Home Runs

RBI

Runs

Walks

Stolen Bases

CAREER BESTS

Hits

Doubles

Triples

Home Runs

RBI

Runs16x, last: Nevada, 4-28-23

Walks

Stolen Bases1Oregon State 2-11-23

STREAKS

Current

Career Best

Hitting

On-Base

MULTI-HIT GAMES

23

3

4

5+

TOTAL

2023

-

-

-

-

0

2024

MULTI-RBI GAMES

2

3

4

5+

TOTAL

2023

-

-

-

-

0

2024

2024 GAME-BY-GAME																
DATE	OPPONENT	POS	AB	R	H	TB	2B	3B	HR	RBI	BB	HBP	SO	SB-ATT	E	
2/9	Tennessee State															-DNP-
2/9	McNeese															-DNP-
2/10	Chattanooga															-DNP-
2/10	Cal															-DNP-
2/11	Louisiana															-DNP-
2/14	UTEP															-DNP-
2/14	UTEP															-DNP-
2/16	Marist															-DNP-
2/16	Abilene Christian															-DNP-
2/17	Houston Christian															-DNP-
2/18	Marist															-DNP-
2/18	Abilene Christian															-DNP-
2/23	Stephen F. Austin															-DNP-
2/23	North Texas															-DNP-
2/24	Stephen F. Austin															-DNP-
2/24	North Texas															-DNP-
2/25	Minnesota															-DNP-
2/28	Texas Tech															-DNP-
3/1	Pacific															-DNP-
3/1	Montana															-DNP-
3/2	Toledo															-DNP-
3/2	Grand Canyon															-DNP-
3/6	Cleveland State															-DNP-
3/7	UConn															-DNP-
3/7	Hawai'i															-DNP-
3/8	UConn															-DNP-
3/8	Hawai'i															-DNP-
3/12	Texas Tech															-DNP-
3/12	Texas Tech															-DNP-
3/15	San José State															-DNP-
3/16	San José State															-DNP-
3/17	San José State															-DNP-
3/22	UNLV															-DNP-
3/23	UNLV															-DNP-
3/24	UNLV															-DNP-
3/26	New Mexico State															-DNP-
3/26	New Mexico State															-DNP-
3/28	Nevada															-DNP-
3/29	Nevada															-DNP-
3/30	Nevada															-DNP-
4/3	San Diego State															-DNP-
4/3	San Diego State															-DNP-
4/6	Colorado State															-DNP-
4/7	Colorado State															-DNP-
4/16	New Mexico State															-DNP-
4/19	Utah State															-DNP-
4/20	Utah State															-DNP-
4/21	Utah State															-DNP-
4/26	Boise State															-DNP-
4/27	Boise State															-DNP-
4/28	Boise State															-DNP-
5/2	Fresno State															-DNP-
5/3	Fresno State															-DNP-
5/4	Fresno State															-DNP-

CAREER STATS																							
SEASON	GP	GS	AVG.	AB	R	H	2B	3B	HR	RBI	TB	SLG%	BB	SO	HBP	OB%	SF	SH	SB-SA	PO	A	E	FLD%
2023	20	0	.000	1	6	0	0	0	0	0	0	.000	0	0	0	.000	0	0	1-1	0	0	0	.000
2024																							
TOTAL	20	0	.000	1	6	0	0	0	0	0	0	.000	0	0	0	.000	0	0	1-1	0	0	0	.000

HIGHLIGHTS									
<ul style="list-style-type: none"><li>• Psychology major</li><li>• Appeared in 20 games, primarily as a pinch runner</li><li>• At-bat came against Boise State on April 7, 2023</li><li>• Named to the All-Region Second Team in 2019</li><li>• Played for the AZ Hotshots- Delsante</li></ul>									

THE 2024 LOBOS



20 Emma Bramson

JR • INF • 5-7 • R/R  
Valencia, Calif. (Valencia HS)

SEASON BESTS

Hits	2	2x, last: Cal, 2-10-24
Doubles		
Triples	1	McNeese, 2-9-24
Home Runs		
RBI	2	Chattanooga, 2-10-24
Runs	1	3x, last: UTEP, 2-14-24
Walks	1	McNeese, 2-9-24
Stolen Bases	1	2x, last: UTEP, 2-14-24

CAREER BESTS

Hits	4	Utah State, 3-19-23
Doubles	2	Utah State, 3-19-23
Triples		
Home Runs	2	UC Santa Barbara, 3-3-22
RBI	5	UC Santa Barbara, 3-3-22
Runs	4	Utah State, 3-19-23
Walks	3	2x, last: Utah State, 3-17-23
Stolen Bases	1	4x, last: UTEP, 2-14-24

STREAKS

	Current	Career Best
Hitting	6	8
On-Base	6	8

MULTI-HIT GAMES

	2	3	4	5+	TOTAL
2022	9	1	-	-	10
2023	5	1	1	-	7
2024	2				2

MULTI-RBI GAMES

	2	3	4	5+	TOTAL
2022	3	-	-	1	4
2023	1	-	-	-	1
2024	1				1

2024 GAME-BY-GAME

DATE	OPPONENT	POS	AB	R	H	TB	2B	3B	HR	RBI	BB	HBP	SO	SB-ATT	E	
2/9	Tennessee State	*3b	4	0	0	0	0	0	0	0	0	0	2	0-0	0	
2/9	McNeese	*3b	2	1	2	4	0	1	0	0	1	0	0	0-0	1	
2/10	Chattanooga	*3b/dp	2	0	1	1	0	0	0	2	0	0	0	0-0	1	
2/10	Cal	*of	2	1	2	2	0	0	0	0	0	0	0	0-0	0	
2/11	Louisiana	*of	2	0	1	1	0	0	0	1	0	0	0	0-0	1	
2/14	UTEP	*dp	3	0	1	1	0	0	0	0	0	0	0	1-1	0	
2/14	UTEP	*dp	3	1	1	1	0	0	0	0	0	0	0	1-1	0	
2/16	Marist															
2/16	Abilene Christian															
2/17	Houston Christian															
2/18	Marist															
2/18	Abilene Christian															
2/23	Stephen F. Austin															
2/23	North Texas															
2/24	Stephen F. Austin															
2/24	North Texas															
2/25	Minnesota															
2/28	Texas Tech															
3/1	Pacific															
3/1	Montana															
3/2	Toledo															
3/2	Grand Canyon															
3/6	Cleveland State															
3/7	UConn															
3/7	Hawai'i															
3/8	UConn															
3/8	Hawai'i															
3/12	Texas Tech															
3/12	Texas Tech															
3/15	San José State															
3/16	San José State															
3/17	San José State															
3/22	UNLV															
3/23	UNLV															
3/24	UNLV															
3/26	New Mexico State															
3/26	New Mexico State															
3/28	Nevada															
3/29	Nevada															
3/30	Nevada															
4/3	San Diego State															
4/3	San Diego State															
4/6	Colorado State															
4/7	Colorado State															
4/16	New Mexico State															
4/19	Utah State															
4/20	Utah State															
4/21	Utah State															
4/26	Boise State															
4/27	Boise State															
4/28	Boise State															
5/2	Fresno State															
5/3	Fresno State															
5/4	Fresno State															
			7	18	3	8	10	0	1	0	3	1	0	2	2-2	3

CAREER STATS

SEASON	GP	GS	AVG.	AB	R	H	2B	3B	HR	RBI	TB	SLG%	BB	SO	HBP	OB%	SF	SH	SB-SA	PO	A	E	FLD%
2022	46	46	.245	139	24	34	4	0	6	23	56	.403	11	20	1	.301	2	1	0-0	45	69	9	.926
2023	44	44	.314	121	18	38	5	0	1	11	46	.380	8	16	2	.361	2	2	2-2	41	67	9	.923
2024	7	7	.444	18	3	8	0	1	0	3	10	.556	1	2	0	.450	1	0	2-2	3	3	3	.667
TOTAL	97	97	.288	278	45	80	9	1	7	37	112	.403	20	38	3	.337	5	3	4-4	89	139	21	.916

HIGHLIGHTS

- Named MW Freshman of the Week on Feb. 22, 2022
- Career-high 9 total bases against UC Santa Barbara on March 3, 2022
- Started in 44 games, 39 games at third and 5 games at second as a sophomore
- Played 25 games at third base and 21 games at shortstop as a freshman
- Majoring in sociology with a psychology minor



THE 2024 LOBOS



21 Taylor Morgan

SO • OF • 5-6 • R/R  
Gallup, N.M. (Trinidad State College)

SEASON BESTS

Hits
Doubles
Triples
Home Runs
RBI
Runs
Walks
Stolen Bases

CAREER BESTS

Hits
Doubles
Triples
Home Runs
RBI
Runs
Walks
Stolen Bases

STREAKS

	Current	Career Best
Hitting		
On-Base		

MULTI-HIT GAMES

	2	3	4	5+	TOTAL
2024					

MULTI-RBI GAMES

	2	3	4	5+	TOTAL
2024					

2024 GAME-BY-GAME

DATE	OPPONENT	POS	AB	R	H	TB	2B	3B	HR	RBI	BB	HBP	SO	SB-ATT	E
2/9	Tennessee State												-DNP-		
2/9	McNeese												-DNP-		
2/10	Chattanooga												-DNP-		
2/10	Cal												-DNP-		
2/11	Louisiana												-DNP-		
2/14	UTEP												-DNP-		
2/14	UTEP												-DNP-		
2/16	Marist														
2/16	Abilene Christian														
2/17	Houston Christian														
2/18	Marist														
2/18	Abilene Christian														
2/23	Stephen F. Austin														
2/23	North Texas														
2/24	Stephen F. Austin														
2/24	North Texas														
2/25	Minnesota														
2/28	Texas Tech														
3/1	Pacific														
3/1	Montana														
3/2	Toledo														
3/2	Grand Canyon														
3/6	Cleveland State														
3/7	UConn														
3/7	Hawai'i														
3/8	UConn														
3/8	Hawai'i														
3/12	Texas Tech														
3/12	Texas Tech														
3/15	San José State														
3/16	San José State														
3/17	San José State														
3/22	UNLV														
3/23	UNLV														
3/24	UNLV														
3/26	New Mexico State														
3/26	New Mexico State														
3/28	Nevada														
3/29	Nevada														
3/30	Nevada														
4/3	San Diego State														
4/3	San Diego State														
4/6	Colorado State														
4/7	Colorado State														
4/16	New Mexico State														
4/19	Utah State														
4/20	Utah State														
4/21	Utah State														
4/26	Boise State														
4/27	Boise State														
4/28	Boise State														
5/2	Fresno State														
5/3	Fresno State														
5/4	Fresno State														

CAREER STATS

SEASON	GP	GS	AVG.	AB	R	H	2B	3B	HR	RBI	TB	SLG%	BB	SO	HBP	OB%	SF	SH	SB-SA	PO	A	E	FLD%
2024																							
TOTAL																							

HIGHLIGHTS

THE 2024 LOBOS



23 McKenna Guest

FR • P • 5-6 • R/R  
Pattonville, Texas (Prairiland HS)

SEASON BESTS

IP (high)	7.2	UTEP, 2-14-24
H (low)	4	4x, last: Louisiana, 2-11-24
R (low)	0	Tennessee State, 2-9-24
ER (low)	0	2x, last: Chattanooga, 2-10-24
BB (low)	0	Tennessee State, 2-9-24
SO (high)	9	UTEP, 2-14-24
BF (high)	33	UTEP, 2-14-24
NP (high)	133	UTEP, 2-14-24

CAREER BESTS

IP (high)	Same
H (low)	Same
R (low)	Same
ER (low)	Same
BB (low)	Same
SO (high)	Same
BF (high)	Same
NP (high)	Same

PITCHING SUPERLATIVES (MIN. 4.0 IP)

	Season	Career
5+ K	1	1
10+ K		
1 R or Less		
Shutout		

2024 GAME-BY-GAME

DATE	OPPONENT	W-L	ERA	CG	IP	H	R	ER	BB	SO	2B	3B	HR	BF	HBP
2/9	Tennessee St.	1-0	0.00	0	4.0	4	0	0	0	4	1	0	0	16	0
2/9	McNeese						-DNP-								
2/10	Chattanooga	0-1	0.00	0	2.0	4	1	0	2	2	0	0	0	13	0
2/10	Cal	--	0.00	0	0.0	4	6	2	0	1	0	0	0	6	0
2/11	Louisiana	0-1	14.00	0	2.0	4	4	4	1	1	0	0	1	12	1
2/14	UTEP	0-1	3.65	1	7.2	9	4	4	2	9	0	0	2	33	0
2/14	UTEP						-DNP-								
2/16	Marist														
2/16	Abilene Christian														
2/17	Houston Christian														
2/18	Marist														
2/18	Abilene Christian														
2/23	Stephen F. Austin														
2/23	North Texas														
2/24	Stephen F. Austin														
2/24	North Texas														
2/25	Minnesota														
2/28	Texas Tech														
3/1	Pacific														
3/1	Montana														
3/2	Toledo														
3/2	Grand Canyon														
3/6	Cleveland State														
3/7	UConn														
3/7	Hawai'i														
3/8	UConn														
3/8	Hawai'i														
3/12	Texas Tech														
3/12	Texas Tech														
3/15	San José State														
3/16	San José State														
3/17	San José State														
3/122	UNLV														
3/23	UNLV														
3/24	UNLV														
3/26	New Mexico State														
3/26	New Mexico State														
3/28	Nevada														
3/29	Nevada														
3/30	Nevada														
4/3	San Diego State														
4/3	San Diego State														
4/6	Colorado State														
4/7	Colorado State														
4/16	New Mexico State														
4/19	Utah State														
4/20	Utah State														
4/21	Utah State														
4/26	Boise State														
4/27	Boise State														
4/28	Boise State														
5/2	Fresno State														
5/3	Fresno State														
5/4	Fresno State														
		1-3	6.26	1	15.2	25	15	14	7	16	2	0	3	80	1


CAREER STATS

SEASON	GS	APP	CG	W-L	ERA	SHO	SV	IP	H	R	ER	BB	SO	2B	3B	HR	BF	NP-STK	WP	HBP	PO	A	E	FLD%
2024	3	5	1	1-3	6.26	0	0	15.2	25	15	14	7	16	2	0	3	80	335-202	1	1	0	3	0	1.000
TOTAL	3	5	1	1-3	6.26	0	0	15.2	25	15	14	7	16	2	0	3	80	335-202	1	1	0	3	0	1.000

HIGHLIGHTS

- Named District 12-3A Newcomer of the Year, All-RRV Pitcher of the Year and the Prairiland and HS Softball MVP in 2021
- TGCA all-state, District 12-3 MVP, Prairiland Co-MVP, All-RRV Co-MVP in 2022
- Involved in robotics in high school, and won the 2021 Prairiland Robotics Award. Her robotics team placed third at the Robotics state qualifier.

THE 2024 LOBOS



24

Diamond Sandoval

SR • OF • 5-3 • R/R

Norwalk, Calif. (St. Paul HS)

SEASON BESTS

Hits  
Doubles  
Triples  
Home Runs  
RBI  
Runs  
Walks  
Stolen Bases

CAREER BESTS

Hits 2 Maine, 3-12-22  
Doubles 1 2x, last: Utah State, 3-27-22  
Triples 1 Maine, 3-12-22  
Home Runs  
RBI 2 2x, last: Maine, 3-12-22  
Runs 1 9x, last: at NMSU, 3-22-22  
Walks 1 5x, last: Utah St., 3-27-22  
Stolen Bases

STREAKS

Current

Career Best

Hitting 2  
On-Base 3

MULTI-HIT GAMES

	2	3	4	5+	TOTAL
2021	-	-	-	-	-
2022	1	-	-	-	1
2023					

MULTI-RBI GAMES

	2	3	4	5+	TOTAL
2021	-	-	-	-	-
2022	2	-	-	-	2
2023					

2024 GAME-BY-GAME																		
DATE	OPPONENT	POS	AB	R	H	TB	2B	3B	HR	RBI	BB	HBP	SO	SB-ATT	E			
2/9	Tennessee State						-DNP-											
2/9	McNeese						-DNP-											
2/10	Chattanooga						-DNP-											
2/10	Cal	ph	1	0	0	0	0	0	0	0	0	0	0	0-0	0			
2/11	Louisiana						-DNP-											
2/14	UTEP						-DNP-											
2/14	UTEP						-DNP-											
2/16	Marist																	
2/16	Abilene Christian																	
2/17	Houston Christian																	
2/18	Marist																	
2/18	Abilene Christian																	
2/23	Stephen F. Austin																	
2/23	North Texas																	
2/24	Stephen F. Austin																	
2/24	North Texas																	
2/25	Minnesota																	
2/28	Texas Tech																	
3/1	Pacific																	
3/1	Montana																	
3/2	Toledo																	
3/2	Grand Canyon																	
3/6	Cleveland State																	
3/7	UConn																	
3/7	Hawai'i																	
3/8	UConn																	
3/8	Hawai'i																	
3/12	Texas Tech																	
3/12	Texas Tech																	
3/15	San José State																	
3/16	San José State																	
3/17	San José State																	
3/22	UNLV																	
3/23	UNLV																	
3/24	UNLV																	
3/26	New Mexico State																	
3/26	New Mexico State																	
3/28	Nevada																	
3/29	Nevada																	
3/30	Nevada																	
4/3	San Diego State																	
4/3	San Diego State																	
4/6	Colorado State																	
4/7	Colorado State																	
4/16	New Mexico State																	
4/19	Utah State																	
4/20	Utah State																	
4/21	Utah State																	
4/26	Boise State																	
4/27	Boise State																	
4/28	Boise State																	
5/2	Fresno State																	
5/3	Fresno State																	
5/4	Fresno State																	
			1	0	0	0	0	0	0	0	0	0	0	0-0	0			

CAREER STATS																		
SEASON	GP	GS	AVG.	AB	R	H	2B	3B	HR	RBI	TB	SLG%	BB	SO	HBP	OB%	SF	SH
2021	14	2	.125	16	3	2	0	0	0	1	2	.125	3	5	0	.263	0	0
2022	20	6	.231	26	4	6	2	1	0	4	10	.385	2	7	0	.286	0	0
2023	2	0	.000	2	0	0	0	0	0	0	0	.000	0	1	0	.000	0	0
2024	1	0	.000	1	0	0	0	0	0	0	0	.000	0	0	0	.000	0	0
TOTAL	37	8	.178	45	7	8	2	1	0	5	12	.267	5	13	0	.260	0	0

HIGHLIGHTS																		
<ul style="list-style-type: none"><li>Started 6 games all at DP in 2022</li><li>Pinch hit in 2 games last season</li><li>Recorded first collegiate hit against San José State on May 8, 2021, which resulted in a RBI</li></ul>																		

THE 2024 LOBOS



25 Chloe Yeatts

SO • C • 5-9 • R/R

Ardmore, Okla. (Lone Grove HS)

SEASON BESTS

Hits	2	Tennessee State, 2-9-24
Doubles	1	UTEP, 2-14-24
Triples		
Home Runs	1	2x, last: McNeese, 2-9-24
RBI	3	Tennessee State, 2-9-24
Runs	1	2x, last: McNeese, 2-9-24
Walks	1	2x, last: Cal, 2-10-24
Stolen Bases		

CAREER BESTS

Hits	3	SJSU, 3-25-23
Doubles	2	SJSU, 3-25-23
Triples		
Home Runs	1	7x, last: McNeese, 2-9-24
RBI	4	2x, last: Nevada, 4-20-23
Runs	2	Oregon St., 2-11-23
Walks	1	8x, last: Cal, 2-10-24
Stolen Bases	1	NMSU, 2-25-23

STREAKS

	Current	Career Best
Hitting		4
On-Base		5

MULTI-HIT GAMES

	2	3	4	5+	TOTAL
2023	8	1	-	-	9
2024	1				1

MULTI-RBI GAMES

	2	3	4	5+	TOTAL
2023	4	2	2	-	8
2024	1	1			2

2024 GAME-BY-GAME

DATE	OPPONENT	POS	AB	R	H	TB	2B	3B	HR	RBI	BB	HBP	SO	SB-ATT	E	
2/9	Tennessee State	*1b	3	1	2	5	0	0	1	3	1	0	0	0-0	0	
2/9	McNeese	*1b	3	1	1	4	0	0	1	2	0	0	0	0-0	0	
2/10	Chattanooga	*1b	4	0	1	1	0	0	0	0	0	0	1	0-0	0	
2/10	Cal	*1b	1	0	1	1	0	0	0	0	1	0	0	0-0	0	
2/11	Louisiana	*1b	3	0	0	0	0	0	0	0	0	0	1	0-0	0	
2/14	UTEP	*1b	4	0	1	2	1	0	0	1	0	0	1	0-0	0	
2/14	UTEP	*1b	3	0	0	0	0	0	0	1	0	0	1	0-0	0	
2/16	Marist															
2/16	Abilene Christian															
2/17	Houston Christian															
2/18	Marist															
2/18	Abilene Christian															
2/23	Stephen F. Austin															
2/23	North Texas															
2/24	Stephen F. Austin															
2/24	North Texas															
2/25	Minnesota															
2/28	Texas Tech															
3/1	Pacific															
3/1	Montana															
3/2	Toledo															
3/2	Grand Canyon															
3/6	Cleveland State															
3/7	UConn															
3/7	Hawai'i															
3/8	UConn															
3/8	Hawai'i															
3/12	Texas Tech															
3/12	Texas Tech															
3/15	San José State															
3/16	San José State															
3/17	San José State															
3/22	UNLV															
3/23	UNLV															
3/24	UNLV															
3/26	New Mexico State															
3/26	New Mexico State															
3/28	Nevada															
3/29	Nevada															
3/30	Nevada															
4/3	San Diego State															
4/3	San Diego State															
4/6	Colorado State															
4/7	Colorado State															
4/16	New Mexico State															
4/19	Utah State															
4/20	Utah State															
4/21	Utah State															
4/26	Boise State															
4/27	Boise State															
4/28	Boise State															
5/2	Fresno State															
5/3	Fresno State															
5/4	Fresno State															
			7	21	2	6	13	1	0	2	7	2	0	3	0-0	0


CAREER STATS

SEASON	GP	GS	AVG.	AB	R	H	2B	3B	HR	RBI	TB	SLG%	BB	SO	HBP	OB%	SF	SH	SB-SA	PO	A	E	FLD%
2023	48	42	.272	125	15	34	7	0	5	31	56	.448	7	19	1	.311	2	0	1-1	176	10	6	.969
2024	7	7	.286	21	2	6	1	0	2	7	13	.619	2	4	0	.348	0	0	0-0	33	0	0	1.000
TOTAL	55	49	.274	146	17	40	8	0	7	38	69	.473	9	23	1	.316	2	0	1-1	209	10	6	.973

HIGHLIGHTS

- First collegiate hit and RBI came against Nicholls in her first collegiate at-bat
- Signed with UNM on July 22, 2022
- Majoring in secondary education
- High school team won the 2021 Oklahoma 4A state championship in 2021 after finishing runner-up in 2020 and winning regionals in 2019 and 2018
- Named 2021 Oklahoma All-State Catcher, 2021 Conference Offensive Player of the Year and was a nominee for 2021 Gatorade Oklahoma Softball Player of the Year

THE 2024 LOBOS



26

Karly Smith

FR • OF • 5-10 • L/R

Scottsdale, Ariz. (Horizon HS)

SEASON BESTS

Hits

Doubles

Triples

Home Runs

RBI

1

Cal, 2-10-24

Runs

Walks

Stolen Bases

CAREER BESTS

Hits

Doubles

Triples

Home Runs

RBI

Same

Runs

Walks

Stolen Bases

STREAKS

Current

Career Best

Hitting

On-Base

MULTI-HIT GAMES

2

3

4

5+

TOTAL

2024

MULTI-RBI GAMES

2

3

4

5+

TOTAL

2024

2024 GAME-BY-GAME																	
DATE	OPPONENT	POS	AB	R	H	TB	2B	3B	HR	RBI	BB	HBP	SO	SB-ATT	E		
2/9	Tennessee State						-DNP-										
2/9	McNeese						-DNP-										
2/10	Chattanooga						-DNP-										
2/10	Cal	ph	1	0	0	0	0	0	0	1	0	0	0	0-0	0		
2/11	Louisiana						-DNP-										
2/14	UTEP						-DNP-										
2/14	UTEP						-DNP-										
2/16	Marist																
2/16	Abilene Christian																
2/17	Houston Christian																
2/18	Marist																
2/18	Abilene Christian																
2/23	Stephen F. Austin																
2/23	North Texas																
2/24	Stephen F. Austin																
2/24	North Texas																
2/25	Minnesota																
2/28	Texas Tech																
3/1	Pacific																
3/1	Montana																
3/2	Toledo																
3/2	Grand Canyon																
3/6	Cleveland State																
3/7	UConn																
3/7	Hawai'i																
3/8	UConn																
3/8	Hawai'i																
3/12	Texas Tech																
3/12	Texas Tech																
3/15	San José State																
3/16	San José State																
3/17	San José State																
3/22	UNLV																
3/23	UNLV																
3/24	UNLV																
3/26	New Mexico State																
3/26	New Mexico State																
3/28	Nevada																
3/29	Nevada																
3/30	Nevada																
4/3	San Diego State																
4/3	San Diego State																
4/6	Colorado State																
4/7	Colorado State																
4/16	New Mexico State																
4/19	Utah State																
4/20	Utah State																
4/21	Utah State																
4/26	Boise State																
4/27	Boise State																
4/28	Boise State																
5/2	Fresno State																
5/3	Fresno State																
5/4	Fresno State																
1 0 0 0 0 0 0 0 0 1 0 0 0 0-0 0																	

CAREER STATS																			
SEASON	GP	GS	AVG.	AB	R	H	2B	3B	HR	RBI	TB	SLG%	BB	SO	HBP	OB%	SF	SH	SB-SA
2024	1	0	.000	1	0	0	0	0	0	1	0	.000	0	0	0	.000	0	0	0-0
TOTAL	1	0	.000	1	0	0	0	0	0	1	0	.000	0	0	0	.000	0	0	0-0

- HIGHLIGHTS
- Majoring in business administration
  - Also played badminton in high school, where she was named to the first team all-district and all-region in 2022 and earned the 2022 Varsity Badminton Principle Award.
  - Third generation in her family to wear #26

THE 2024 LOBOS



27 Hayden Luderer

FR • UTIL • 5-5 • R/R  
Thousand Oaks, Calif. (Louisville HS)

SEASON BESTS	
Hits	
Doubles	
Triples	
Home Runs	
RBI	
Runs	
Walks	
Stolen Bases	

CAREER BESTS	
Hits	
Doubles	
Triples	
Home Runs	
RBI	
Runs	
Walks	
Stolen Bases	

STREAKS	
	Current Career Best
Hitting	
On-Base	

MULTI-HIT GAMES	
	2 3 4 5+ TOTAL
2024	

MULTI-RBI GAMES	
	2 3 4 5+ TOTAL
2024	


2024 GAME-BY-GAME																		
DATE	OPPONENT	POS	AB	R	H	TB	2B	3B	HR	RBI	BB	HBP	SO	SB-ATT	E			
2/9	Tennessee State	pr	0	0	0	0	0	0	0	0	0	0	0	0-0	0			
2/9	McNeese	ph	1	0	0	0	0	0	0	0	0	0	1	0-0	0			
2/10	Chattanooga						-DNP-											
2/10	Cal						-DNP-											
2/11	Louisiana						-DNP-											
2/14	UTEP	pr	0	0	0	0	0	0	0	0	0	0	0	0-0	0			
2/14	UTEP						-DNP-											
2/16	Marist																	
2/16	Abilene Christian																	
2/17	Houston Christian																	
2/18	Marist																	
2/18	Abilene Christian																	
2/23	Stephen F. Austin																	
2/23	North Texas																	
2/24	Stephen F. Austin																	
2/24	North Texas																	
2/25	Minnesota																	
2/28	Texas Tech																	
3/1	Pacific																	
3/1	Montana																	
3/2	Toledo																	
3/2	Grand Canyon																	
3/6	Cleveland State																	
3/7	UConn																	
3/7	Hawai'i																	
3/8	UConn																	
3/8	Hawai'i																	
3/12	Texas Tech																	
3/12	Texas Tech																	
3/15	San José State																	
3/16	San José State																	
3/17	San José State																	
3/22	UNLV																	
3/23	UNLV																	
3/24	UNLV																	
3/26	New Mexico State																	
3/26	New Mexico State																	
3/28	Nevada																	
3/29	Nevada																	
3/30	Nevada																	
4/3	San Diego State																	
4/3	San Diego State																	
4/6	Colorado State																	
4/7	Colorado State																	
4/16	New Mexico State																	
4/19	Utah State																	
4/20	Utah State																	
4/21	Utah State																	
4/26	Boise State																	
4/27	Boise State																	
4/28	Boise State																	
5/2	Fresno State																	
5/3	Fresno State																	
5/4	Fresno State																	
			1	0	0	0	0	0	0	0	0	0	0	0-0	0			

CAREER STATS																			
SEASON	GP	GS	AVG.	AB	R	H	2B	3B	HR	RBI	TB	SLG%	BB	SO	HBP	OB%	SF	SH	SB-SA
2024	3	0	.000	1	0	0	0	0	0	0	0	.000	0	1	0	.000	0	0	0-0
TOTAL	3	0	.000	1	0	0	0	0	0	0	0	.000	0	1	0	.000	0	0	0-0

- HIGHLIGHTS
- Played both third and in the outfield in high school
  - Ranked 68th in the country for the class of 2023 by Extra Innings Softball
  - Played for Athletics Wellbaum and Firecrackers Rico
  - Undecided on major



THE 2024 LOBOS



28

Emily Brouse

JR • P • 6-0 • R/R

Harlan, Iowa (Odessa College)

SEASON BESTS

IP (high)

H (low)

R (low)

ER (low)

BB (low)

SO (high)

BF (high)

NP (high)

CAREER BESTS (AT UNM)

IP (high)

H (low)

R (low)

ER (low)

BB (low)

SO (high)

BF (high)

NP (high)

PITCHING SUPERLATIVES (MIN. 4.0 IP)

Season

Career

5+ K

10+ K

1 R or Less

Shutout

2024 GAME-BY-GAME																	
DATE	OPPONENT	W-L	ERA	CG	IP	H	R	ER	BB	SO	2B	3B	HR	BF	HBP		
2/9	Tennessee St.							-DNP-									
2/9	McNeese							-DNP-									
2/10	Chattanooga							-DNP-									
2/10	Cal							-DNP-									
2/11	Louisiana							-DNP-									
2/14	UTEP							-DNP-									
2/14	UTEP							-DNP-									
2/16	Marist																
2/16	Abilene Christian																
2/17	Houston Christian																
2/18	Marist																
2/18	Abilene Christian																
2/23	Stephen F. Austin																
2/23	North Texas																
2/24	Stephen F. Austin																
2/24	North Texas																
2/25	Minnesota																
2/28	Texas Tech																
3/1	Pacific																
3/1	Montana																
3/2	Toledo																
3/2	Grand Canyon																
3/6	Cleveland State																
3/7	UConn																
3/7	Hawai'i																
3/8	UConn																
3/8	Hawai'i																
3/12	Texas Tech																
3/12	Texas Tech																
3/15	San José State																
3/16	San José State																
3/17	San José State																
3/122	UNLV																
3/23	UNLV																
3/24	UNLV																
3/26	New Mexico State																
3/26	New Mexico State																
3/28	Nevada																
3/29	Nevada																
3/30	Nevada																
4/3	San Diego State																
4/3	San Diego State																
4/6	Colorado State																
4/7	Colorado State																
4/16	New Mexico State																
4/19	Utah State																
4/20	Utah State																
4/21	Utah State																
4/26	Boise State																
4/27	Boise State																
4/28	Boise State																
5/2	Fresno State																
5/3	Fresno State																
5/4	Fresno State																

CAREER STATS

SEASON	GS	APP	CG	W-L	ERA	SHO	SV	IP	H	R	ER	BB	SO	2B	3B	HR	BF	NP-STK	WP	HBP	PO	A	E	FLD%
2024																								
TOTAL																								

- HIGHLIGHTS
- Played at Iowa Western CC freshman season and at Odessa College sophomore season
  - At Odessa, pitched 110.2 innings, appearing in 29 games with 22 starts and 10 complete games. Totaled 137 strikeouts (an average of 8.67 per game) while allowing 38 runs (30 earned) to finish with an 18-3 record and a 1.90 ERA.
  - Struck out 5 or more batters in 15 games with 2 games with 10-plus strikeouts last season
  - Threw a no-hitter against Western Texas College, striking out 12, and had her second no-hitter against Frank Phillips College, striking out 6 while also not allowing a walk last year
  - Majoring in liberal arts



THE 2024 LOBOS



33 Sydney Carithers

JR • C/INF • 5-6 • R/R  
Fort Worth, Texas (Stephen F. Austin)

SEASON BESTS

Hits	1	2x, last: UTEP, 2-14-24
Doubles		
Triples		
Home Runs		
RBI	1	Tennessee State, 2-9-24
Runs	1	2x, last: UTEP, 2-14-24
Walks	1	McNeese, 2-9-24
Stolen Bases	1	UTEP, 2-14-24

CAREER BESTS

Hits	3	Tarleton St., 2-26-22
Doubles	1	10x, last: NMSU, 4-29-23
Triples	1	Missouri St., 2-20-22
Home Runs	1	4x, last: ACU, 4-22-23
RBI	4	Southern Utah, 4-1-23
Runs	2	2x, last: S. Utah, 4-1-23
Walks	2	2x, last: NMSU, 4-28-23
Stolen Bases	1	2x, last: UTEP, 2-14-24

STREAKS (AT UNM)

	Current	Career Best
Hitting		1
On-Base		2

MULTI-HIT GAMES

	2	3	4	5+	TOTAL
2022	7	1	-	-	8
2023	6	-	-	-	6
2024					

MULTI-RBI GAMES

	2	3	4	5+	TOTAL
2022	3	-	-	-	3
2023	1	-	1	-	2
2024					

2024 GAME-BY-GAME

DATE	OPPONENT	POS	AB	R	H	TB	2B	3B	HR	RBI	BB	HBP	SO	SB-ATT	E	
2/9	Tennessee State	*c	3	0	1	1	0	0	0	1	0	0	0	0-0	0	
2/9	McNeese	*c	2	0	0	0	0	0	0	0	1	0	0	0-0	1	
2/10	Chattanooga	*c	2	0	0	0	0	0	0	0	0	0	1	0-0	0	
2/10	Cal	*c	2	1	0	0	0	0	0	0	0	0	0	0-0	0	
2/11	Louisiana	*c	2	0	0	0	0	0	0	0	0	0	0	0-0	0	
2/14	UTEP	*c	3	1	1	1	0	0	0	0	0	0	0	1-1	1	
2/14	UTEP	*c	1	0	0	0	0	0	0	0	0	0	1	0-0	1	
2/16	Marist															
2/16	Abilene Christian															
2/17	Houston Christian															
2/18	Marist															
2/18	Abilene Christian															
2/23	Stephen F. Austin															
2/23	North Texas															
2/24	Stephen F. Austin															
2/24	North Texas															
2/25	Minnesota															
2/28	Texas Tech															
3/1	Pacific															
3/1	Montana															
3/2	Toledo															
3/2	Grand Canyon															
3/6	Cleveland State															
3/7	UConn															
3/7	Hawai'i															
3/8	UConn															
3/8	Hawai'i															
3/12	Texas Tech															
3/12	Texas Tech															
3/15	San José State															
3/16	San José State															
3/17	San José State															
3/22	UNLV															
3/23	UNLV															
3/24	UNLV															
3/26	New Mexico State															
3/26	New Mexico State															
3/28	Nevada															
3/29	Nevada															
3/30	Nevada															
4/3	San Diego State															
4/3	San Diego State															
4/6	Colorado State															
4/7	Colorado State															
4/16	New Mexico State															
4/19	Utah State															
4/20	Utah State															
4/21	Utah State															
4/26	Boise State															
4/27	Boise State															
4/28	Boise State															
5/2	Fresno State															
5/3	Fresno State															
5/4	Fresno State															
			7	15	2	2	2	0	0	0	1	1	0	2	1-1	3

CAREER STATS

SEASON	GP	GS	AVG.	AB	R	H	2B	3B	HR	RBI	TB	SLG%	BB	SO	HBP	OB%	SF	SH	SB-SA	PO	A	E	FLD%
2022	54	52	.245	151	11	38	6	1	2	16	52	.335	8	33	1	.285	1	2	0-0	112	50	5	.970
2023	51	50	.212	118	19	25	4	0	2	13	35	.297	10	18	4	.293	1	2	1-2	112	80	10	.950
2024	7	7	.133	15	2	2	0	0	0	1	2	.133	1	2	0	.176	1	1	1-1	35	5	3	.930
TOTAL	112	109	.226	288	32	65	10	1	4	30	89	.309	19	53	5	.283	3	5	2-3	259	135	18	.956

HIGHLIGHTS

- Played at SFA previous 2 seasons, graduated from Brewer High School in 2021
- Recorded a hit in 19 games with multiple hits in six games and at least one RBI in nine games last season
- Threw out five runners sophomore season
- Posted a hit in 28 games with two five-game hitting streaks, eight multi-hit games and drove in a run in 13 games as a freshman
- Played for Coach Dickson her freshman season
- Majoring in liberal arts

THE 2024 LOBOS



38 Keyannah Chavez

SO • OF • 5-1 • L/L  
Leander, Texas (Glen HS)

SEASON BESTS				
Hits	3	Tennessee State, 2-9-24		
Doubles				
Triples				
Home Runs				
RBI	2	Cal, 2-10-24		
Runs	3	Tennessee State, 2-9-24		
Walks				
Stolen Bases	3	Tennessee State, 2-9-24		

CAREER BESTS				
Hits	3	3x, last: Tennessee St., 2-9-24		
Doubles	1	7x, last: Fresno St., 4-2-23		
Triples				
Home Runs				
RBI	4	San José State, 3-25-23		
Runs	3	2x, last: Tennessee St., 2-9-24		
Walks	3	Utah State, 3-17-23		
Stolen Bases	3	Tennessee State, 2-9-24		

STREAKS		
	Current	Career Best
Hitting		6
On-Base		16

MULTI-HIT GAMES					
	2	3	4	5+	TOTAL
2023	10	2	-	-	12
2024	1	1			2

MULTI-RBI GAMES					
	2	3	4	5+	TOTAL
2023	4	-	1	-	5
2024	1				1

2024 GAME-BY-GAME																	
DATE	OPPONENT	POS	AB	R	H	TB	2B	3B	HR	RBI	BB	HBP	SO	SB-ATT	E		
2/9	Tennessee State	*of	4	3	3	3	0	0	0	0	0	0	0	3-3	0		
2/9	McNeese	*of	3	0	2	2	0	0	0	0	0	0	0	0-0	1		
2/10	Chattanooga	*of	2	0	0	0	0	0	0	0	0	1	1	0-0	0		
2/10	Cal	*of	2	0	1	1	0	0	0	2	0	0	0	0-0	0		
2/11	Louisiana	*of	3	0	0	0	0	0	0	0	0	0	0	0-0	0		
2/14	UTEP	*of	4	0	0	0	0	0	0	0	0	0	0	0-0	0		
2/14	UTEP	*of	3	0	0	0	0	0	0	0	0	0	0	0-0	0		
2/16	Marist																
2/16	Abilene Christian																
2/17	Houston Christian																
2/18	Marist																
2/18	Abilene Christian																
2/23	Stephen F. Austin																
2/23	North Texas																
2/24	Stephen F. Austin																
2/24	North Texas																
2/25	Minnesota																
2/28	Texas Tech																
3/1	Pacific																
3/1	Montana																
3/2	Toledo																
3/2	Grand Canyon																
3/6	Cleveland State																
3/7	UConn																
3/7	Hawai'i																
3/8	UConn																
3/8	Hawai'i																
3/12	Texas Tech																
3/12	Texas Tech																
3/15	San José State																
3/16	San José State																
3/17	San José State																
3/22	UNLV																
3/23	UNLV																
3/24	UNLV																
3/26	New Mexico State																
3/26	New Mexico State																
3/28	Nevada																
3/29	Nevada																
3/30	Nevada																
4/3	San Diego State																
4/3	San Diego State																
4/6	Colorado State																
4/7	Colorado State																
4/16	New Mexico State																
4/19	Utah State																
4/20	Utah State																
4/21	Utah State																
4/26	Boise State																
4/27	Boise State																
4/28	Boise State																
5/2	Fresno State																
5/3	Fresno State																
5/4	Fresno State																
			7	21	3	6	6	0	0	0	2	0	1	1	3-3	1	

CAREER STATS																			
SEASON	GP	GS	AVG.	AB	R	H	2B	3B	HR	RBI	TB	SLG%	BB	SO	HBP	OB%	SF	SH	SB-SA
2023	50	50	.315	143	36	45	7	0	19	52	.364	.364	19	18	4	.410	0	8	8-8
2024	7	7	.286	21	3	6	0	0	2	6	.286	.286	0	1	1	.318	0	0	3-3
TOTAL	57	57	.311	164	39	51	7	0	21	58	.354	.354	19	19	5	.399	0	8	11-11

HIGHLIGHTS

- Ended 2023 on a 2-game hitting streak and 6-game on-base streak
- Named MW Freshman of the Week on Feb. 21
- First collegiate hit came against Nicholls in her first collegiate at-bat
- Played all 50 games in left last season
- Criminology major
- Mother (Cassandra) and cousin (Anthony Chavez) graduated from UNM. Mother played at UNM from 2001-06 and was a middle infielder
- Played for the Texas Bombers- Gold

THE 2024 LOBOS



44 Lauren Garcia

RS-SO • INF • 5-11 • R/R  
El Paso, Texas (Montwood HS)

SEASON BESTS

Hits		
Doubles		
Triples		
Home Runs		
RBI	1	Tennessee State, 2-9-24
Runs		
Walks	1	2x, last: Chattanooga, 2-10-24
Stolen Bases		

CAREER BESTS

Hits	3	2x, last: UTEP, 3-1-23
Doubles	1	6x, last: SJSU, 3-26-23
Triples		
Home Runs	1	3x, last: UNLV, 5-5-23
RBI	4	Buffalo, 2-17-23
Runs	1	9x, last: UNLV, 5-6-23
Walks	3	UNLV, 5-6-23
Stolen Bases		

STREAKS

	Current	Career Best
Hitting		5
On-Base		8

MULTI-HIT GAMES

	2	3	4	5+	TOTAL
2023	7	2	-	-	9
2024					

MULTI-RBI GAMES

	2	3	4	5+	TOTAL
2023	6	2	1	-	9
2024					

2024 GAME-BY-GAME

DATE	OPPONENT	POS	AB	R	H	TB	2B	3B	HR	RBI	BB	HBP	SO	SB-ATT	E
2/9	Tennessee State	ph	0	0	0	0	0	0	0	1	1	0	0	0-0	0
2/9	McNeese						-DNP-								
2/10	Chattanooga	ph	0	0	0	0	0	0	0	0	1	0	0	0-0	0
2/10	Cal	*dp	2	0	0	0	0	0	0	0	0	0	0	0-0	0
2/11	Louisiana						-DNP-								
2/14	UTEP	ph	1	0	0	0	0	0	0	0	0	0	0	0-0	0
2/14	UTEP						-DNP-								
2/16	Marist														
2/16	Abilene Christian														
2/17	Houston Christian														
2/18	Marist														
2/18	Abilene Christian														
2/23	Stephen F. Austin														
2/23	North Texas														
2/24	Stephen F. Austin														
2/24	North Texas														
2/25	Minnesota														
2/28	Texas Tech														
3/1	Pacific														
3/1	Montana														
3/2	Toledo														
3/2	Grand Canyon														
3/6	Cleveland State														
3/7	UConn														
3/7	Hawai'i														
3/8	UConn														
3/8	Hawai'i														
3/12	Texas Tech														
3/12	Texas Tech														
3/15	San José State														
3/16	San José State														
3/17	San José State														
3/22	UNLV														
3/23	UNLV														
3/24	UNLV														
3/26	New Mexico State														
3/26	New Mexico State														
3/28	Nevada														
3/29	Nevada														
3/30	Nevada														
4/3	San Diego State														
4/3	San Diego State														
4/6	Colorado State														
4/7	Colorado State														
4/16	New Mexico State														
4/19	Utah State														
4/20	Utah State														
4/21	Utah State														
4/26	Boise State														
4/27	Boise State														
4/28	Boise State														
5/2	Fresno State														
5/3	Fresno State														
5/4	Fresno State														
			1	3	0	0	0	0	0	1	2	0	0	0-0	0


CAREER STATS

SEASON	GP	GS	AVG.	AB	R	H	2B	3B	HR	RBI	TB	SLG%	BB	SO	HBP	OB%	SF	SH	SB-SA	PO	A	E	FLD%
2023	44	34	.282	110	9	31	6	0	3	27	46	.418	12	13	3	.362	2	0	0-0	19	0	0	1.000
2024	4	1	.000	3	0	0	0	0	0	1	0	.000	2	0	0	.400	0	0	0-0	0	0	0	.000
TOTAL	48	35	.274	113	9	31	6	0	3	28	46	.407	14	13	3	.364	2	0	0-0	19	0	0	1.000

HIGHLIGHTS

- Missed 2022 season due to injury
- Biology major
- Played in 44 games, starting in 34 last season. Started 30 games as DP, 4 games at first
- Led the team with 9 multi-RBI games last season
- Named El Paso County Softball Player of the Year her senior year and Max Preps All-American Second Team in 2021

THE 2024 LOBOS



55

Amanda Croteau

FR • INF • 5-3 • R/R  
Katy, Texas (Cinco Ranch HS)

SEASON BESTS

Hits

Doubles

Triples

Home Runs

RBI

Runs

Walks

Stolen Bases

CAREER BESTS

Hits

Doubles

Triples

Home Runs

RBI

Runs

Walks

Stolen Bases

STREAKS

Current

Career Best

Hitting

On-Base

MULTI-HIT GAMES

2

3

4

5+

TOTAL

2024

MULTI-RBI GAMES

2

3

4

5+

TOTAL

2024

2024 GAME-BY-GAME																
DATE	OPPONENT	POS	AB	R	H	TB	2B	3B	HR	RBI	BB	HBP	SO	SB-ATT	E	
2/9	Tennessee State						-DNP-									
2/9	McNeese						-DNP-									
2/10	Chattanooga						-DNP-									
2/10	Cal						-DNP-									
2/11	Louisiana						-DNP-									
2/14	UTEP						-DNP-									
2/14	UTEP						-DNP-									
2/16	Marist															
2/16	Abilene Christian															
2/17	Houston Christian															
2/18	Marist															
2/18	Abilene Christian															
2/23	Stephen F. Austin															
2/23	North Texas															
2/24	Stephen F. Austin															
2/24	North Texas															
2/25	Minnesota															
2/28	Texas Tech															
3/1	Pacific															
3/1	Montana															
3/2	Toledo															
3/2	Grand Canyon															
3/6	Cleveland State															
3/7	UConn															
3/7	Hawai'i															
3/8	UConn															
3/8	Hawai'i															
3/12	Texas Tech															
3/12	Texas Tech															
3/15	San José State															
3/16	San José State															
3/17	San José State															
3/22	UNLV															
3/23	UNLV															
3/24	UNLV															
3/26	New Mexico State															
3/26	New Mexico State															
3/28	Nevada															
3/29	Nevada															
3/30	Nevada															
4/3	San Diego State															
4/3	San Diego State															
4/6	Colorado State															
4/7	Colorado State															
4/16	New Mexico State															
4/19	Utah State															
4/20	Utah State															
4/21	Utah State															
4/26	Boise State															
4/27	Boise State															
4/28	Boise State															
5/2	Fresno State															
5/3	Fresno State															
5/4	Fresno State															

CAREER STATS																
SEASON	GP	GS	AVG.	AB	R	H	2B	3B	HR	RBI	TB	SLG%	BB	SO	HBP	OB%
2024																
TOTAL																

- HIGHLIGHTS
- Majoring in elementary education and wants to be a first grade teacher
  - Played for Texas Blaze Gold KTX Voss
  - Named the District 19-6A Offensive Most Valuable Player in 2022