

THE UNIVERSITY OF NEW MEXICO WOMEN'S BASKETBALL

FEBRUARY 7 | AT SAN DIEGO STATE | 11 A.M. PT | SAN DIEGO, CALIF.

2023-24 SCHEDULE

OVERALL: 16-7 • MW: 7-3 • H: 11-3 • A: 5-2 • N: 0-2

DATE	OPPONENT	TIME/SCORE
10/22	Eastern New Mexico (Exh.)	W, 77-57
10/29	Adams State (Exh.)	W, 60-45
11/6	Texas Southern	W, 76-59
11/9	at Pepperdine	W, 57-48
11/12	Tarleton State	W, 64-55
11/15	Texas A&M-Commerce	W, 75-74
11/23	Montana State%	L, 75-57
11/24	Georgia Tech%	L, 66-55
11/28	Eastern Illinois	W, 81-78 (OT)
12/2	New Mexico State	W, 67-52
12/4	Mississippi Valley State	W, 68-45
12/7	Southern Utah	L, 58-40
12/10	Hampton	W, 68-55
12/17	Western New Mexico	W, 71-47
12/22	at No. 20 Gonzaga	L, 67-56
12/30	at Nevada*	W, 69-59
1/6	Boise State*	L, 64-56
1/10	Utah State*	W, 71-67
1/13	at Colorado State*	L, 61-55
1/17	Wyoming*	W, 68-61
1/20	at No. 25 UNLV*	W, 69-66
1/24	Fresno State*	W, 84-77
1/27	at Air Force*	W, 66-51
1/31	at San José State*	W, 65-54
2/3	UNLV*	L, 62-56
2/7	at San Diego State*	12 p.m.
2/10	Colorado State*	12 p.m.
2/14	San José State*	7 p.m.
2/21	at Boise State*	6:30 p.m.
2/24	at Wyoming*	2 p.m.
2/28	San Diego State*	7 p.m.
3/2	Nevada*	2 p.m.
3/5	at Fresno State*	7 p.m.
3/10-13	MW Tournament	TBA

BOLD: Home * : Mountain West
All times are Mountain Time

QUICK POINTS BY THE NUMBERS

- 4 Lobos averaging double figures (Augmon, Cumber, Reus, Wilson) on the season and 4 (Wilson, Augmon, Cumber, Reus) in conference play
- 15 times a Lobo has scored 20+ points
- 18 games in double figures for Augmon, 17 for Wilson, 13 for Reus, 12 for Cumber
- 11-2 when Reus scores in double figures, 13-4 when Wilson scores in double figures, 13-5 when Augmon scores in double figures
- 7th in the NCAA in fouls per game
- Augmon 27th in NCAA in steals, 38th in steals per game
- 14th in def. rebounds per game, 47th in rpg
- Led for 39:21 vs. Tarleton, 36:30 at Pepperdine, 37:53 vs. Texas Southern, 32:47 vs. NMSU, 39:34 vs. MVSU, 38:06 vs. Hampton, 38:39 vs. WNMU, 37:54 at Nevada, 32:14 vs. Utah St., 36:11 vs. Fresno State, 37:57 at Air Force, 38:31 at San José State
- Outscoring opponents 238-150 (+88) in fast-break points
- Outscoring opponents 198-169 (+29) in second-chance points
- Outscoring opponents in the 1st (350-302), 2nd (361-343), 4th (402-379) & 1494-1401 overall
- Outscoring opponents 720-546 in paint
- 48.2% of points scored in paint
- +4.0 scoring margin, +2.3 rebounding margin
- +3.7 scoring margin in MW games



New Mexico Lobos
16-7, 7-3 MW
Head Coach: Mike Bradbury
Record at UNM: 157-85 (8th year)
Career Record: 335-202 (17th year)

Series History	
Overall:	UNM leads 40-34
Away Record:	SDSU leads 16-15
Current Streak:	L1
Last Meeting:	3/6/23 (L, 69-68)
Broadcast Information	
TV:	MW Network
Radio:	KNML
Live Stats:	GoLobos.com/wbbstats



San Diego State Aztecs
14-9, 5-5 MW
Head Coach: Stacie Terry-Hutson
Record at SDSU: 146-181 (11th year)
Career Record: Same

PROJECTED STARTERS

#	NAME	POS.	HT.	YR.	NOTE
3	Nyah Wilson	G	5-8	Jr.	20+ pts in 8 games; 10+ pts. in all 10 MW games
12	Aniyah Augmon	G	5-8	Jr.	15+ pts in 10 games; leads MW in steals per game
22	Charlotte Kohl	C	6-5	Gr.	4 dbl-dbls; 20 reb. vs TAMUC & MVSU; avg. 7.5 rpg
30	Paula Reus	F	6-1	Jr.	Scored 10+ pts. 13 times; avg. 11.3 ppg
33	Vianè Cumber	G	5-10	Jr.	Game-winning 3 at UNLV; 3+ 3-pointers in 8 games

LOBO NOTES

WHAT'S TRENDING

The Lobos are:

- 4-0 in games decided by 1-4 points
- 9-1 when shooting 40% or better
- 15-0 when scoring 60 or more points
- 14-1 when UNM has a higher FG% and 9-0 with a higher 3-point FG% than its opponent
- 8x UNM has had a higher FG% and higher 3-point % FG than its opponent in the same game
- 9-2 when outrebounding opponent
- 12-1 when leading after the 1st quarter, 12-0 when leading at the half and 12-0 when leading after the 3rd

ON ANY GIVEN NIGHT

The Lobos have been led in scoring by five different players (with five games of players sharing the team high) and in rebounds by six different players with three games of multiple players sharing the team lead this season.

Nyah Wilson has led in scoring in eight games, Vianè Cumber in five games, Aniyah Augmon and Paula Reus in two games, and Charlotte Kohl once. Wilson has led or tied for the team lead 10 times and Reus has led or tied for the team lead six times. On the boards, Kohl has led in seven games, Cumber six times, and Augmon, Reus and Wilson in two each. Cumber has led or tied for the lead in rebounding in seven of the last 11 games, leading in five and tied for the team high against No. 20 Gonzaga and No. 25 UNLV.

In conference, Wilson has led in seven of the games, including the last four and six of the last seven (Nevada, Colorado State, Wyoming, Fresno State, Air Force, San José State, UNLV). Cumber twice (Utah State and UNLV) and Augmon once (Boise State), with Cumber leading in rebounds against Nevada, Utah State, Colorado State, Wyoming and San José State, and Kohl against Boise State. Augmon and Cumber tied for the team high in rebounds at UNLV. Reus led against Fresno State, Kohl led at Air Force and Hulda Joaquim led against UNLV.

CONSISTENT CONTRIBUTORS

Aniyah Augmon has scored in double figures in a team-high 18 games, while Nyah Wilson has scored in double figures in 17 games (with scoring 20 or more points in eight games) and Paula Reus in 13 games. Vianè Cumber has scored in double figures in 12 games with four games with 20-plus points. Charlotte Kohl has scored in double figures six times and has four double-doubles on the season. UNM has four players averaging double figures led by Wilson (14.7 ppg), Augmon (12.7), Cumber (12.1 ppg) and Reus (11.3).

UNM is 11-2 when Reus scores in double figures, 13-4 when Wilson scores in double figures and 13-5 when Augmon scores in double figures.

Augmon and Wilson have scored in double figures in all 10 conference games, with Cumber in seven and Reus in five. All four Lobos are averaging double figures in conference games led by Wilson at 18.5 ppg, Augmon 15.0 ppg, Cumber 12.2 ppg and Reus 10.2.

GET AHEAD, STAY AHEAD

UNM has never trailed in a game six times and has led for over 36 minutes in a game 10 times this season.

So far this season, the Lobos have led for:

- 37:53 and led after each quarter against Texas Southern
- 36:30 and never trailed at Pepperdine
- 39:21 and never trailed against Tarleton State
- 32:47 and led after each quarter against New Mexico State
- 39:34 and led after each quarter against Mississippi Valley State
- 38:06 and never trailed against Hampton
- 38:39 and never trailed against Western New Mexico
- 37:54 and never trailed at Nevada
- 36:11 and led after each quarter against Fresno State
- 37:57 and never trailed at Air Force
- 38:31 and led after each quarter at San José State

UNM is outscoring opponents 350-302 (+48) in the first quarter and 711-645 (+66) through the first two quarters. UNM is also outscoring opponents 366-365 in the third and 402-379 (+23) in the fourth quarter for



» Eight NCAA Tournament Appearances | 1998, 2002, 2003, 2004, 2005, 2006, 2007, 2008 «
» Five Mountain West Tournament Championships | 2003, 2004, 2005, 2007, 2008 «

THE UNIVERSITY OF NEW MEXICO

Location.....Albuquerque, N.M.
 Founded.....1889 by Territorial Legislature
 Enrollment.....22,225
 Nickname.....Lobos
 Colors.....Cherry (PMS 200) & Silver (PMS Cool Gray 6)
 Conference.....Mountain West Conference
 National Affiliation.....NCAA Division I
 President.....Dr. Garnett Stokes
 Vice President/Director of Athletics.....Eddie Nuñez
 Asst. Vice President/Deputy A.D.....David Williams
 Interim SWA.....Amy Beggin
 Faculty Representative.....Karen Gaudreault, Ph.D

FACILITY INFORMATION

Facility.....The Pit
 Capacity.....15,411
 Age.....Built in 1966 (Renovated in 2009-10)
 All-Time Home Record.....473-223 (.680)

PROGRAM HISTORY

First Season.....1974-75
 Overall Record.....756-591 (.561)
 Overall MW Record.....238-158 (.601)
 Postseason Tournament Appearances.....20
 NCAA Tournament Appearances.....8
 Last NCAA Postseason Appearance.....2022-23 (WNIT)
 Last NCAA Postseason Opponent.....Washington
 Last NCAA Postseason Result.....L, 67-56
 MW Regular Season Championships.....3
(2003-04, 2004-05, 2020-21)
 MW Tournament Championships.....5
(2002-03, 2003-04, 2004-05, 2006-07, 2007-08)

TEAM INFORMATION

2022-23 Overall Record.....21-13
 2022-23 Mountain West Record.....12-6
 2021-22 Mountain West Season Finish.....T-3rd
 2022-23 MW Tournament Finish.....Quarterfinal
 Letterwinners Returning | Lost.....6 | 6
 Starters Returning | Lost.....1 | 4

- » Three Mountain West Regular-Season Championships
- » Five Mountain West Tournament Championships
- » Seven NCAA Tournament Appearances Since 2001-02
- » Mountain West Attendance Leader 21 Seasons in a Row
- » WBCA Academic Top 25 Eight Times Since 2004-05

COACHING STAFF

Head Coach: Mike Bradbury (Chattanooga, 1993)
 Record at UNM (Years): 157-85 (8th season)
 Career Record (Years): 335-202 (17th season)
 Associate H.C.: Keith Freeman (2nd season)
 Alma Mater: Huntington College, 1986
 Assistant Coach: Nike McClure (2nd season)
 Alma Mater: New Mexico, 2019
 Assistant Coach: Mackenzie Novak (1st season)
 Alma Mater: Bethel University, 2021
 Graduate Assistant: Jaisa Nunn (1st season)
 Dir. of Operations: Hanna Hudson (2nd season)
 Dir. of Player Development: Isaiah Fernandez (2nd season)
 Athletic Trainer: Lexi Smith (3rd season)
 Strength Coach: Leila Petewon (1st season)

MISCELLANEOUS INFORMATION

2022-23 Total Attendance.....80,328
 2022-23 Average Attendance.....4,725
 2022-23 NCAA Attendance Rank.....18th
 2022-23 Mountain West Attendance Rank.....1st

MULTIMEDIA INFORMATION

Athletics Website.....www.GoLobos.com
 Main University Web Site.....www.unm.edu
 Conference Web Site.....www.TheMW.com
 Facebook.....www.facebook.com/NewMexicoLobos
 Twitter.....@UNMLobos

MEDIA RELATIONS

Women's Basketball Contact.....Allison Weiss
 Cell Phone (Preferred).....661-313-5402
 Email.....allisonweiss@unm.edu

INTERVIEW REQUESTS

All interviews with UNM student-athletes and coaches should be coordinated through the athletics communications office. Interviews may be arranged by contacting Allison Weiss in the athletics communications office (allisonweiss@unm.edu). All interview requests should be made at least 24 hours in advance.

The University of New Mexico Athletics
 1155 University Drive
 Albuquerque, N.M. 87106

1494-1401 (+93) overall.

In MW games, the Lobos are outscoring opponents in the first (143-128), third (180-166), fourth (187-170) and overall (659-622).

In 2022-23, the Lobos were 18-4 on the season when leading after the first quarter and 18-4 overall when leading at the half. When leading at the end of the third quarter, the Lobos were 19-4 overall last season. This season, UNM is 12-1 when leading after the first quarter, 12-0 when leading at the half and 12-0 when leading after the third quarter.

SECOND HALF ADJUSTMENTS

The Lobos have flipped a switch in the final 20 minutes in conference, outscoring opponents 180-166 (+14) in the third and 187-170 (+17) in the fourth for a 367-336 (+31) margin in the final two quarters. Three times in conference the Lobos have trailed at the half and won the game (Utah State, Wyoming, UNLV) with the Lobos trailing at the end of the third against Wyoming and UNLV.

UNM outscored UNLV 39-30, Wyoming 37-23, Utah State 46-40 in the final two quarters to turn halftime deficits into victories. Even against Fresno State where the Lobos led by one at the break, UNM outscored the Bulldogs 47-41 in the second half to win by seven.

FOUR-FOR-FOUR DEAL

UNM has had a season-high four players finish in double figures eight times this season. Aniyah Augmon was involved in all eight instances, with Paula Reus and Nyah Wilson in seven of the games, Charlotte Kohl and Vianè Cumber in four and Lara Langermann and Mackenzie Curtis involved in one game.

The first time came in the game against Texas A&M-Commerce, led by a career-high 22 from Wilson. Augmon scored 16, Kohl finished with 16 and Reus added 11. The second time came in the game against Eastern Illinois behind a career-high 25 points from Reus, 21 points for Wilson, 14 points from Cumber and 10 from Augmon. In the game against New Mexico State, Reus and Kohl shared the team high in points at 15 (a career high for Kohl), Wilson scored 13 points and Augmon scored 10 points. In the game against Hampton, Reus and Kohl each scored 14 points with Augmon and Curtis scoring 11 apiece. Augmon led with 15 points against Boise State, joined by 11 apiece from Reus and Wilson and 10 from Cumber.

It happened twice in a week starting with Fresno State as Wilson scored a career-high 24 points behind a career-high 10 made free throws for her sixth 20-plus point performance of the season, fourth in conference and second time in the last three games. Reus recorded her second 20-plus point outing of the season, finishing with an efficient 8-11 from the floor (tying her career high in made field goals) and a perfect 4-4 from three-point range for 20 points. Augmon finished with 18 points and Cumber added 16 points on three, three-pointers. At Air Force to close the week, Wilson had a near identical stat line from Wednesday, going 7-11 from the field and 10-12 from the free-throw line to tie her career high set on Wednesday of 24. Kohl finished with 10 points, Reus finished with 12 points and Augmon added 10 points. The trend continued for a third consecutive game at San Jose State with Wilson (14 points) and Cumber, Langermann and Augmon all with 13.

20 X 2 X 4

In addition, UNM has had two players finish with 20-plus points in the game four times this season, two times occurring in the conference (Wyoming and Fresno State) and Nyah Wilson involved in all four instances.

UNM has had a player score 20 or more points 15 times this season, led by eight for Wilson, four for Vianè Cumber, two for Paula Reus and one time for Aniyah Augmon.

PAINT POINTS

UNM has outscored opponents in the paint in 18 games and by a 720-546 (+174) margin.

To date, the Lobos finished with a +24 margin against Texas Southern (38-14), +8 margin at Pepperdine (34-26), a +10 margin against Tarleton State (34-24), a +22 margin against Texas A&M-Commerce (50-28), a +2 margin (32-30) against Georgia Tech, a +16 margin against Eastern Illinois (36-20), a +26 margin against New Mexico State (42-16), a +10 margin against Mississippi Valley State (32-22), a +8 margin against Hampton (18-10), a +4 margin against Western New Mexico (30-26), a +12 (42-30) margin at Nevada, a +8 margin against Boise State (24-16), a +12 margin at Colorado State (30-18), a +2 margin against Wyoming (36-34) a +8 margin at No. 25 UNLV (26-18), a +8 margin against Fresno State (34-26), a +22 margin at Air Force (34-12) and a +12 margin in the second game against UNLV (38-26).

UNM has scored 48.2% of its points (720 of 1494) in the paint this season with 12 games scoring 50% or more of its total points in the paint. The Lobos had a season high of 50 point points against Texas A&M-Commerce and scored 67.9% of their points in the paint in the Feb. 3 game against UNLV.

TURNING TURNOVERS INTO POINTS

UNM has scored 301 points this season off of turnovers, accounting for 20.1% of its points. The Lobos have outscored their opponent in points off of turnovers in 12 games with four games of scoring 20 or more points off of turnovers.

UNM is +4 in points off of turnovers with two games of +13 in points off of turnovers (against Utah State and Fresno State).

GET THE REBOUND

The Lobos have shown their ability to control the boards, outrebounding their opponents 930-877 (+53) and outrebounding opponents in 11 games.

Charlotte Kohl leads the team with 172 rebounds (7.5 per game), with two

20-rebound performances, an 18-rebound outing in the final exhibition against Adams State, and has had 10-plus rebounds in five games this season. Of her rebounds, 71 are on the offensive end and are the second most in the conference. Kohl is fifth in the MW in rebounds per game.

UNM has four players with 100-plus rebounds with Paula Reus (134, 5.8 per game), Aniyah Augmon (122, 5.5 per game) and Vianè Cumber (124, 6.2 per game) joining Kohl.

UNM outrebounded Texas Southern 49-36 (+13), Tarleton State 45-35 (+10), Texas A&M-Commerce 47-33 (+14), Eastern Illinois 47-46 (+1), New Mexico State 47-33 (+14), Mississippi Valley State 56-39 (+17), Western New Mexico 42-36 (+6), No. 20 Gonzaga 35-30 (+5), Nevada 40-38 (+2) and Colorado State 45-29 (+16). The Lobos had their greatest rebounding total and margin at Air Force of 52-30 (+22).

The Lobos are ranked 47th in the NCAA in rebounds per game (40.6), an improvement of 130 spots from last season in which the Lobos finished 177th in the NCAA in rebounds per game with 36.5. In addition, the Lobos have made an improvement in rebounding margin, finishing last season 246th at -2.0, compared to this season where the Lobos are currently ranked 130th with a +2.3 rebounding margin. UNM is ranked 14th in defensive rebounds per game at 29.7. Among MW teams, UNM is third in rebounds per game and leads in defensive rebounds per game. In conference games, UNM leads in defensive rebounds per game (29.9) and third in rebounds per game (37.7).

PAULA PRODUCTION

Paula Reus has produced in double digits 13 times this season and 34 times in her three years, and set her career high in points with 25 against Eastern Illinois behind a season-high four three-pointers. She recorded the second 20-plus point performance of her career with 20 points against Fresno State, going 8-11 from the floor to tie her career high in made field goals, and went a perfect 4-4 from three-point range. Reus started off 6-6 against the Bulldogs.

UNM is 11-2 this season and 26-8 all-time when Reus reaches double figures.

She has been close to a double-double several times with five games of eight rebounds and finished with 15 points and nine rebounds in the WNMU game.

Reus is third on the team in points (260, 11.3 ppg) and in made field goals (100). The junior is also second in three-pointers (30), assists (44, 1.9 apg), blocks (11, 0.5 bpg), and rebounds (134, 5.8 rpg). She is third in steals with 26 with a steal in the last eight and 14 of the last 15 games. In conference games, Reus is averaging 10.2 ppg, scoring in double figures in five games, and is averaging 5.2 rebounds per game, 1.6 assists per game and 1.3 steals per game with a steal in all but one game.

DEFENSE DELIVERS

Eight times this season the Lobos have held their opponents to single digits in a quarter, six times in the first quarter. In addition, UNM has held an opponent to 20 points or under in the first two quarters four times this season.

In the win at Pepperdine, the Lobos held the Waves to four points in first quarter and without a point up until the 1:09 mark. Further, UNM held the Waves to 18 points in the first 20 minutes, with the last time that the Lobos held a team below 20 points in the first half was against Louisiana-Monroe on Nov. 27, 2021 (17 points). Pepperdine missed its first eight shots of the game and UNM forced two shot clock violations in that timespan. The Lobos were able to further expand their lead to 16 in the second quarter in part to a 6-0 Lobo run and holding Pepperdine to a 3:06 scoring drought. In the fourth quarter, Pepperdine scored its first points with 6:54 left in the game.

Against Tarleton State, the Lobos held the Texans to five points in the third quarter, outscoring them 20-5. UNM scored the first eight points of the quarter, ultimately going on a 10-1 run through the first 6:05. UNM later scored 10-straight points in a span of 1:55 for its best run of the game to build its largest lead of the contest at 53-31, taking a 53-33 lead into the final 10 minutes.

In the game against New Mexico State, the Lobos held the Aggies to six points in the first quarter and to 19 points in the first 20 minutes. It was the second time this season that the Lobos have held an opponent to under 20 points in the first half. The Lobos held the Aggies scoreless for the final 3:48 of the first quarter and for 4:24 in the second quarter.

Against Mississippi Valley State, the Lobos held MVSU to under 15 points in all four quarters with two quarters of 11 points, 13 points in the first quarter and 10 points in the fourth quarter.

In the game against Hampton, UNM scored the first 12 points of the game while holding the Lady Pirates scoreless for the first 5:24. The Lobos led 18-2 with 3:40 remaining with Hampton's final points of the quarter coming at the 2:22 mark. UNM led 21-7 through the first 10 minutes.

UNM scored the first eight points and held Western New Mexico without a point for the first 5:53, eventually building a 13-point lead of 17-4 behind a 7-0 run and led 19-9 at the end of the first. The Mustangs scored 10 points in the second quarter for the third instance of holding opponents under 20 points in the first 20 minutes.

In the conference opener at Nevada, the Lobos held the Wolf Pack to nine points and 20% (3-15) shooting from the floor in the first quarter.

At Colorado State, UNM held the Rams scoreless for 5:33 in the second quarter, allowing just four points on 2-17 shooting (11.8%). At Air Force, the Lobos held the Falcons to seven points in the first quarter, outshooting Air Force 61.5% to 16.7%. The defense held AF without a point until the 6:31 mark of the second quarter and led 34-20 at the break.

In addition to holding opponents to low point totals, the Lobos have also

GAME 24: NEW MEXICO AT SDSU

relied on defense to close out games. In the game against Texas A&M-Commerce, UNM held the Lions scoreless the final 1:41 and for the final 27 seconds as the Lions had the ball for the final shot. In the game against Eastern Illinois, the Lobos closed the game on a 7-0 run over the final 1:05 of overtime and got two pivotal stops with under 30 seconds. In the game against Utah State, the Lobos used a 6-0 run to take a 69-64 lead and held the Aggies scoreless for 1:30 in the final two minutes. In the game against Wyoming, a Cowgirl jumper put UNM's deficit to four (53-49) with 8:44 on the clock. Two free throws apiece by Augmon and Wilson allowed the Lobos to pull even at 53, and Hulda Joaquim put the Lobos in the lead with a three-pointer, with Wilson credited with the assist. The run continued with a layup by Cumber and two more free throws by Augmon to give UNM a 60-53 lead with 57 seconds remaining in what amounted to an 11-0 run over the course of 5:07. Wyoming ended the run with a jumper, with its points coming 7:56 apart.

UNM is also seventh in the NCAA in fouls per game, fouling an average of 12.9 times per game, the fewest in the MW. In addition, UNM leads the MW in defensive field goal percentage in MW games with 38.2%.

THE CUMBER EFFECT

Vianè Cumber has scored in double figures in 12 games this year with four games of 20-plus points, leading the Lobos in scoring five times. The Lobo junior has also registered two double-doubles this season, with 14 points and a career-high 14 rebounds against Eastern Illinois and 21 points and 11 rebounds against Utah State.

Among one of the best three-point shooters in the conference, she has made three or more three-pointers eight times this season: two against Eastern Illinois, three at Pepperdine, against Tarleton State and Fresno State, four in the season opener, five against No. 20 Gonzaga and Utah State, six against No. 25 UNLV and a career-best eight against Montana State.

On the season, she's averaging 12.1 ppg and 6.2 rpg. Her 2.6 made three-pointers per game is second in the MW and her 34.2% from behind the arc is also second among MW players. In MW games, Cumber is averaging 12.2 ppg and a team-high 7.3 rpg with 2.4 made three-pointers a game.

She is 29th in the NCAA in three-point attempts, 35th in three-pointers per game and 50th in three-pointers (52).

While she didn't make a three against New Mexico State, following a three against Eastern Illinois, she had 14-straight games with at least one three-pointer and has made a three-pointer in 25 of the last 27 games she's played in.

In her career, she has made a three in 50 games with 38 games with multiple threes and 22 games making three or more three-pointers.

Further, Cumber has scored in double figures 30 times and 20 or more points six times (four times came this year).

V FOR THREE

Vianè Cumber scored a game- and career-high 24 points behind a career-high eight three-pointers against Montana State, knocking down her first three three-point attempts and made five three pointers in the first quarter alone.

Her eight three-pointers tied for the third-most in a game in program history and was the seventh time a player historically has made eight or more three-pointers in a game. It is also tied for the most three-pointers by a MW player this season.

WILSON'S WORLD

Nyah Wilson has made quite the first impression in her first season as a Lobo, finishing in double figures in 17 games, with 20 or more points in eight games, leading the Lobos in scoring in eight games and setting several career highs.

In her first true game as a Lobo, Wilson finished with 20 points, four rebounds, three assists and a steal. The Dallas, Texas, native went 5-8 from the floor, a perfect 4-4 from behind the arc and nearly perfect at the free-throw line going 6-7. Her 20 points set a then-career high, as did her five made field goals, her four made three-pointers and four attempts.

She later bested that with 22 points on nine made field goals against Texas A&M-Commerce, scoring 15 points in the fourth quarter.

She added 16 points against Tarleton, setting a career high in rebounds (nine), made free throws (eight) and minutes played (33). She improved her career best in free throws, going 9-10 in the game against Georgia Tech and had a career-high 11 rebounds against Southern Utah, the first time with double-digit rebounds in her career.

In her first MW game at Nevada, Wilson went 9-12 at the free-throw line and finished with a team-high 21 points to go with eight rebounds, three assists and her first career block. In the game against Boise State, Wilson went 3-4 from three-point range and tied for the team high with two steals. Against Utah State, Wilson again finished in double figures with 16 points, with perhaps no basket bigger than the three-pointer she hit with 1:17 remaining to put UNM up 66-64 for the final lead change. Wilson created a career-high three steals, her fourth time in the last five games with multiple steals. She continued her streak of double-digit points and multiple steals at Colorado State with 17 points, going 7-11 from the floor and was credited with two steals, and again against Wyoming behind a career-high 23 points and career-high four steals. Wilson bested her career high against Fresno State with 24 points and made a career-high 10 free throws. Wilson had a near identical stat line at Air Force, going 7-11 from the field and 10-12 from the free-throw line to tie her career high set against Fresno State of 24. In addition, she recorded her first career double-double with 10 rebounds.

In the second game against UNLV, Wilson scored a career-high 25 points on a career-high 11 made field goals, scoring 11 points in the third quarter alone.

Wilson has scored in double figures in all 10 MW games and has registered multiple steals in five.

On the season, she's scored a team-high 339 points (14.7 ppg) and is second in steals with 27. She is seventh in the MW in points per game and field goal percentage (.421) and fifth in free-throw percentage (.756). Wilson has made the second-most free throws (90) and taken the second-most free throws (119) amongst MW players. She is currently 40th in the NCAA in free throws and 37th in free throw attempts.

In conference play, Wilson is averaging 18.5 ppg and is third in the MW in scoring as well as fourth in field-goal percentage (.528). The Lobo junior is also eighth in steals per game (1.5) and fifth in free-throw percentage (.746).

STEAL THE SHOW

Aniyah Augmon was credited with 11 steals in the first week of the season, with eight at Pepperdine and three against Tarleton State and was a sign of things to come for the Lobo junior.

Her eight steals tied for the second most in a game by a Lobo in program history, with the last time it was done Feb. 8, 1998 by Tamika Stukes. Augmon had four steals in the first 20 minutes with three in the second quarter, which the four alone would have been a career high for the junior. She added two in the fourth quarter, including a steal and layup with 2:04 remaining in the game to make it 50-42 after Pepperdine closed within three at 45-42 with 2:37 to play.

Augmon has recorded multiple steals in 14 games with two against Boise State and Montana State, three against Eastern Illinois, Tarleton State, Hampton, Utah State and Fresno State, four against Georgia Tech, Colorado State and UNLV (twice), five against New Mexico State and Wyoming, eight against Pepperdine. She's had five or more steals in three games.

In her three years at UNM, she's had 26 games with multiple steals and 45 games with a steal. She currently leads the MW in steals per game at 2.5 and her 54 steals are 27 more than the second-highest player on the team. Nationally, Augmon ranks 27th in the NCAA in steals, 38th in steals per game. In MW games, Augmon leads the conference with 26 steals and a 2.6 steals per game average.

It took her eight games to surpass her season total of steals from her freshman (24) and sophomore (23) seasons.

ALL ABOUT AUGMON

Beyond her ability to impact a game with steals, Aniyah Augmon has scored in double figures in a team-high 18 games this season, including the last 10 and had a previous stretch of five consecutive games (16 against Texas A&M-Commerce, 11 against Montana State, 17 against Georgia Tech, 10 against Eastern Illinois and 10 against New Mexico State).

In addition to steals per game, Augmon is ranked fifth in assists per game (4.1), 11th in scoring (12.7) and 17th in rebounds per game (5.6) in the MW. In MW games, she's seventh in points per game (15.0) after scoring double figures in all 10 games, seventh in field-goal percentage (.442), fifth in assists per game (4.1), first in steals per game (2.6) and 16th in rebounds per game (5.3).

She's recorded 15-plus points in 10 games with six or more assists seven times and nine rebounds three times with 10 games with six or more rebounds this season. She recorded her first game with 20-plus points against Wyoming with a career-high 22 points, with a career-best nine free throws.

Augmon recorded her first double-double of the season and the fourth of her career against Utah State behind a career-high 10 assists and 13 points.

HOT HANDS

Against Texas Southern, Vianè Cumber took over in the fourth quarter, scoring 13 of her game-high 22 points in the final 10 minutes, going 5-7 from the floor and 3-4 from three-point range.

The Texas A&M-Commerce game followed a similar storyline in that Nyah Wilson took over in the fourth quarter to score 15 of her career-high 22 points on 6-8 shooting. Wilson opened fourth with a driving layup and the Lobos continued to rely on the junior with Wilson making three consecutive layups as well as a three-pointer to tie the game at 63. Wilson ultimately scored the first 11 points of the fourth quarter for the Lobos, with her final points starting a 6-0 run that gave UNM a 69-65 lead.

Against Eastern Illinois, Paula Reus finished with a career-high 25 points, 17 of which came in the third and fourth quarters. She scored 10 points in the fourth quarter on 4-5 shooting and two three-pointers. In the overtime period, Cumber scored seven points, including the go-ahead basket with 32 seconds remaining and two free throws with seven seconds on the clock.

Wilson scored nine of her 13 points, Reus scored 10 of her 15 points and Augmon scored seven of her 10 points in the final two quarters against New Mexico State.

In the game against Boise State, Aniyah Augmon scored the first seven points of the third quarter for the Lobos, scoring 12 of her 15 points in the final 20 minutes.

Against Utah State, the Lobos turned a two-point halftime deficit into a 37-30 lead behind four consecutive three-pointers with Cumber responsible for two and Reus and Augmon making one. UNM's lead reached double digits on Wilson free throws, expanding to 14 at 46-32 on another Cumber three-pointer at the 4:51 mark in what amounted to a 21-5 run.

Augmon scored seven of UNM's nine points in the first quarter at CSU and

Cumber scored 10 points in the fourth quarter after going 4-6 from the floor and 2-2 from three-point range. In the game against Wyoming, Wilson led the Lobos with 14 points in the first two quarters on 6-7 shooting, while Augmon scored 16 points in the final two quarters, going 9-12 from the free-throw line. After Wyoming led by 13 (44-31) in the third quarter, UNM went on a 17-2 run behind an 7-0 personal run by Wilson and eight points by Augmon to give UNM a 48-46 lead, its first since it was 13-11 in the first quarter.

At No. 25 UNLV, Cumber led the Lobos with 22 points on six three-pointers, of which 17 points were scored in the final 20 minutes behind five three-pointers that included the game-winner with 3.7 seconds left.

Against Fresno State, it was a balanced effort in the final 20 minutes as Wilson scored 15 points on 5-7 shooting, Augmon went 3-3 from the floor and 4-6 from the free-throw line for 10 points and Cumber scored 11 points as UNM outscored Fresno State 47-41 and shot 59.3% as a team.

In the game at Air Force, Wilson scored 11 of her 24 points in the fourth quarter, going 2-3 from the floor and 7-8 from the line. The storyline was similar in the second game against UNLV with Wilson scoring 11 of her 25 points in the third quarter, going 5-7.

ANIYAH'S AWARD

After a 2-0 week for New Mexico in which the Lobos defeated two previously unbeaten teams in conference in Wyoming and No. 25/23 UNLV, Lobo junior Aniyah Augmon was selected as the Mountain West Player of the Week on Jan. 22.

It marked the first weekly conference award for Augmon, who earned the accolade after leading the Lobos with 18.5 points per game, 4.5 steals per game and 4.0 assists per game and was second in rebounds per game with 5.5.

Augmon scored a career-high 22 points in the win against the Cowgirls, making a career-high nine free throws, while also recording five steals. She finished with nine points in the fourth, going 7-8 from the free-throw line, to finish with 16 points in the final 20 minutes against Wyoming. On Saturday, she added 15 points, seven rebounds, a game-high four steals and a game-high seven assists in the win at UNLV.

Among her highlights against the Cowgirls was a three-pointer in the third quarter that made it a 44-34 game with the Lobos trailing, which started what amounted to be a 17-2 run to give UNM its first lead since it was 13-11 in the first quarter at 48-46. Augmon scored seven points of the run and finished with two steals in the quarter. She later made seven-straight free throws in the fourth quarter, including four free throws as part of the 11-0 run that turned UNM's four-point deficit of 53-49 to a seven-point lead of 60-53, and after Wyoming got within three with 20 seconds left, Augmon knocked down a pair of free throws and scored the final points of the game on a fast-break layup off of a Nyah Wilson steal.

Against the Lady Rebels, she assisted on consecutive Viané Cumber three-pointers that got UNM's deficit down to one at 40-39 in the third quarter, with the final one coming off of a steal, and then again assisted on consecutive Lobo baskets in the fourth quarter that got UNM within one at 55-54 and on the three-pointer that gave UNM at 57-55 lead. Augmon had a huge offensive board and putback in the fourth that gave UNM a 59-57 lead and made a layup and finished through the contact, converting at the free-throw line to put UNM in front 64-63.

NOW IT'S NYAH'S TURN

A career high week led to Nyah Wilson's first career weekly award as the Lobo guard was named Mountain West Player of the Week on Jan. 29.

Wilson earned the honor after averaging 24.0 points per game, 7.0 rebounds per game, shot 58.3% (14-24) from the floor and 83.3% (20-24) from the line as UNM went 2-0 on the week.

The Dallas, Texas native set career highs of 24 points and 10 made free throws against Fresno State, which she matched both at Air Force on Saturday. Wilson went 7-13 from the floor and 10-12 from the free throw line in the win against Fresno State and had a nearly identical stat of 7-11 from the floor and 10-12 from the line at Air Force. In addition, she recorded first career double-double in the win at Air Force following a game-high 24 points to tie her career high and 10 rebounds.

Wilson scored nine points in the third quarter in Wednesday's win against the Bulldogs, including the final seven Lobo points of the quarter as UNM led 58-54 at the end of the quarter, after going 3-4 from the floor and 3-4 from the line. The Lobo added six more points in the fourth quarter to give her 15 points in the final 20 minutes on 5-7 shooting and 5-6 from the free throw line.

Her impact continued on Saturday, as Wilson scored six of UNM's points during an 8-0 run to take an 11-2 lead in the first. She finished 3-4 with two rebounds and an assist in the opening quarter as UNM outscored Air Force 20-7. She closed the game scoring 11 points in the fourth quarter against the Falcons, including two and-ones- one that made it 54-41 and one that made it 59-44. Wilson was consistent at the line, going 7-8 from the line in the final quarter.

CALL ON KOHL

Charlotte Kohl finished with a dominating stat line of a career-high 14 points, career-high 20 rebounds (10 offensive), career-high four blocks and an assist for her first double-double of the season and second of her career against Texas A&M-Commerce.

Kohl registered the double-double by halftime and became the first Lobo to have 20 rebounds in a game since Richelle van der Keijl had 20 against New Mexico State exactly seven years prior on Nov. 15, 2016. Prior to that, the last

Lobo to collect 20 rebounds was Amanda Adamson against Texas Tech on Dec. 13, 2008.

Of note, five of her 10 offensive rebounds translated to 11 of UNM's 16 second-chance points, eight of which were scored by Kohl and the three-pointer she had the assist on.

Her 20 rebounds in a game are the most by a MW player this season.

She was named the Mountain West Player of the Week on Nov. 20 for the first weekly conference award in her collegiate career.

Kohl bested that performance against Mississippi Valley State with a career-high 16 points, matched her career high in rebounds with another 20 rebounds and set a career high in blocks with five. She was an efficient 7-9 from the floor and 2-2 from the free-throw line and recorded her double-double by half with 11 rebounds and 10 points.

CHARLOTTE'S BOARD

Charlotte Kohl became the first Lobo since 1978 to record multiple games of 20 rebounds, which was last done by Carol Moreland. Kohl brought down 20 rebounds in the game against Texas A&M-Commerce and again in the game against Mississippi Valley State.

In addition, she is one of four DI players to have multiple games with 20 rebounds (Saylor Poffenbarger, Arkansas, Lauren Gustin, BYU and Carter McCray, Northern Kentucky).

PARIS PICKS UP AN AWARD

Paris Lauro was named the Mountain West Freshman of the Week on Dec. 26, earning her first weekly conference honor.

In UNM's lone game of the week at No. 20 Gonzaga, the Dallas, Texas native made three, three-pointers and added a season-high four rebounds, a block and was credited with her first assist while playing a season-high 21:44 off of the bench. It was the second-straight game with three or more three-pointers by the freshman, who has seen her minutes increase in each of her seven appearances this season.

Lauro was especially productive in the third quarter, going 3-4 from behind the arc and added two rebounds, accounting for all three made three-pointers and nine of UNM's 11 points in the quarter. In addition, she recorded her first assist as a Lobo in the first quarter on a Viané Cumber three that put UNM up 14-10 and her second block of the season late in the fourth quarter.

20/10 AGAIN

Last season, the Lobos finished with 20 wins, the second-straight year with 20 wins and the fourth time under Coach Mike Bradbury.

In addition, the Lobos surpassed 10 wins in the MW, the third-straight year and sixth overall in Bradbury's seven years at UNM.

PRIDE OF NEW MEXICO

The Lobos have three New Mexico natives on the roster in redshirt-freshman Natalia Chavez and sophomore Jaelyn Bates and junior Viané Cumber.

In addition, the Lobos have a New Mexico Gatorade Player of the Year winner in Cumber, with Cumber winning in 2019-20 and 2020-21.

Recent Lobo Amaya Brown won in 2015-16 and 2017-18 and Jaedyn De La Cerda won in 2016-17, meaning the winner in five of the last seven years were Lobos.

ABOUT SAN DIEGO STATE

The Aztecs enter Wednesday's game 14-9 on the season, 5-5 in the MW and 8-4 at home. SDSU lost its last game at Colorado State (82-50), but had won its previous three games against Boise State (79-54), Utah State (76-62) and San José State (63-51).

SDSU averages 67.0 points per game, led by four in double figures. Adryana Quezada leads with 15.0 ppg, followed by Abby Prohaska (11.1), Kim Villalobos (10.6) and Jada Lewis (10.0), with Quezada shooting a team-high 54.7%. As a team, SDSU shoots 41.5% overall and 31.8% from three-point range, led by 44 three-pointers from Lewis.

On the other end, SDSU is allowing 64.2 ppg, but forcing 15.2 turnovers per game and 7.8 steals per game, and averaging 36.0 rebounds per game. Quezada leads with 6.5 rpg, while Villalobos leads with 41 steals and 23 blocks.

In conference games, SDSU averages 65.6 ppg, led by 14.6 ppg from Quezada, 11.6 ppg for Villalobos and 11.3 ppg for Prohaska. As a team, the Aztecs are shooting 40.3% and 33.1% from three-point range.

LAST TIME IT HAPPENED (UNM)

As A Team

Scored 100 Points:	111 - vs. Utah State (2-25-23)
Scored 90 Points:	98 - at Utah State (1-28-23)
Scored Fewer Than 50 Points:	40 - vs Southern Utah (12-7-23)
Scored Fewer Than 40 Points:	38 - at Colorado St. (1-3-15)
Won by 50 Points:	+56 (W, 111-55) - vs. Utah State (2-25-23)
Won by 40 Points:	+48 (W, 92-44) - vs. Northern N.M. (12-10-19)
Won By 30 Points:	+38 (W, 98-60) - at Utah State (1-28-23)
Lost By 30 Points:	-37 (L, 47-84) - at (RV) Arizona St. (12-14-19)
Lost By 40 Points:	-42 (L, 63-105) - at Oklahoma (12-16-17)
Shot 60% or Better:	61.2% - vs. Pacific (11-9-01)
Shot Less Than 30%:	27.3% (15-55) - vs Southern Utah (12-7-23)
Shot 60% 3FG or Better:	64.0% (16-25) - at Fresno State (2-28-23)
Shot Less Than 20% 3FG:	18.2% (2-11) - vs Southern Utah (12-7-23)
Made 15 3-Pointers:	16 - at Fresno State (2-28-23)
Shot 90% on FTs (10 or more):	91.7 (11-12) - vs. Texas Southern (11-6-23)
Shot Less Than 40% On FTs:	33.3% (4-12) - vs UNLV (2-3-24)
Had 50 Rebounds:	52 - at Air Force (1-27-24)
Had 20 Offensive Rebounds:	21 - vs. Northern N.M. (11-12-21)
Had 25 Assists:	25 - vs. Utah State (2-25-23)
Had 20 Turnovers:	23 - at Air Force (1-27-24)
Had Less Than 10 Turnovers:	7 - vs. Fresno State (1-24-24)
Had 10 Steals:	10 - vs. Wyoming (1-17-24)
Had 10 Blocks:	11 - vs. Houston Baptist (11-23-21)
Had Two 20-Point Scorers:	vs. Fresno State (1-24-24)
	Nyah Wilson (24) and Paula Reus (20)
Had Three 20-Point Scorers:	vs. Grand Canyon (3-16-22)
	LaTascya Duff (27), Jaedyn De La Cerda (22) and Shaiquel McGruder (20)
Had 7 Double-Digit Scorers:	vs. Utah State (2-25-23)
Had 6 Double-Digit Scorers:	at Arkansas-Pine Bluff (12-17-20)
Had 5 Double-Digit Scorers:	vs. San Diego State (3-6-23)
Had No Double-Digit Scorers:	vs. (RV) Arizona St. (12-14-19)
Had Two 10+ Rebounders:	at Air Force (1-27-24)
	Charlotte Kohl (13) and Nyah Wilson (10)
Scored 50 Points In 1st Half:	56 - at Utah State (1-28-23)
Scored 50 Points In 2nd Half:	52 - vs. South Carolina State (12-29-22)
Scored 60 Points in a 2nd Half:	62 - vs. Utah State (2-25-23)
Scored 20 Or Fewer Points In 1st Half:	20 - vs UNLV (2-3-24)
Scored 20 Or Fewer Points In 2nd Half:	19 - vs Southern Utah (12-7-23)
Scored Less Than 10 Points in a Quarter:	6 - vs UNLV (2-3-24)
Failed To Make a 3FG:	at (RV) Arizona St. (12-14-19)
Defeated a Ranked Team:	W, 69-66 vs. No. 25 UNLV (1-20-24)
Lost To a Ranked Team:	L, 67-56 at No. 20 Gonzaga (12-22-23)
Won an OT Game:	W, 81-78 vs. Eastern Illinois (11-28-23)
Lost an OT Game:	L, 83-77 vs Arizona State (11-20-22)
Won a 2OT Game:	W, 89-85 at Houston (11-24-18)
Lost a 2OT Game:	L, 69-65 vs. Fresno St. (1-2-16)

As An Individual

Had a Triple-Double:	Aisia Robertson (28 pts, 11 rebs, 11 assists)
	at Houston (11-24-18)
Had a Double-Double (Pts/Reb):	at Air Force (1-27-24)
	Charlotte Kohl (10 pts, 13 reb) and Nyah Wilson (24 pts, 10 reb)
Had a Double-Double (Pts/Asst):	Aniyah Augmon (13 pts & 10 assists)
	vs. Utah State (1-10-24)
Had a Double-Double (Reb/Asst):	Cherise Beynon (13 reb, 10 assists)
	vs. Fairleigh Dickinson (11-12-16)
Scored 20+ Pts with 10+ Rebs:	Nyah Wilson (24 pts, 10 reb)
	at Air Force (1-27-24)
Scored 30 Points:	LaTascya Duff (30 pts) at Utah State (1-28-23)
Scored 40 Points:	Cherise Beynon (41) at SDSU (1-20-18)
Scored 30 Points (MW Only):	LaTascya Duff (30 pts) at Utah State (1-28-23)
Scored 40 points (MW Only):	Cherise Beynon (41)
	at San Diego St. (1-20-18)
Had 20+ Rebounds:	Charlotte Kohl (20) vs. Mississippi Valley State (12-4-23)
Had 15+ Rebounds:	Shaiquel McGruder (15) vs. UNLV (1-3-22)
Had 15+ Assists:	Aisia Robertson (16) vs. Oklahoma (11-28-18)
Had 5+ Steals:	Aniyah Augmon (5) vs. Wyoming (1-17-24)

LAST TIME IT HAPPENED (OPP)

As A Team

Scored 100 Points:	105 - Oklahoma (12-16-17)
Scored 90 Points:	93 - UNLV (2-2-23)
Scored Less Than 50 Points:	47 - Western N.M. (12-17-23)
Scored Less Than 40 Points:	40 - Northern N.M. (11-12-21)
Shot 50% Or Better:	51.8% (29-56) - Montana State (11-23-23)
Shot Less Than 30%:	27.0% (20-74) - Air Force (1-27-24)
Shot 50% 3FG Or Better:	52.9% (9-17) - Gonzaga (12-22-23)
Shot Less Than 20% 3FG:	14.3% (2-14) - Western N.M. (12-17-23)
Made 15 3-Pointers:	15 - San José St. (1-22-20)
Shot 90% On FTs (10 or more):	90.0% (9-10) - Georgia Tech (11-24-23)
Shot Less Than 50% On FTs:	33.3% (3-9) - Mississippi Valley State (12-4-23)
Had 50 Rebounds:	53 - Mississippi State (12-21-22)
Had 20 Offensive Rebounds:	24 - Houston (11-12-22)
Had 25 Assists:	26 - Houston (11-20-21)
Had 20 Turnovers:	21 - Utah State (1-10-24)
Had 30 Turnovers:	30 - Northern NM (11-15-17)
Had Less Than 10 Turnovers:	6 - Air Force (1-27-24)
Had 10 Steals:	12 - Air Force (1-27-24)
Had 10 Blocks:	12 - Boise State (1-21-23)
Had Two 20-Point Scorers:	UNLV (1-14-23)
	Desi-Rae Young (22) and Alyssa Durazo-Frescas (20)
Had 6 Double-Digit Scorers:	San Diego State (3-6-23)
Had 5 Double-Digit Scorers:	UNLV (2-2-23)
Had No Double-Digit Scorers:	San José State (1-31-24)
Had Two 10+ Rebounders:	UNLV (2-3-24)
	Desi-Rae Young (10) and Alyssa Brown (11)
Scored 50+ Points In 1st Half:	54 - San José St. (1-22-20)
Scored 50+ Points In 2nd Half:	50 - Colorado State (3-8-22)
Scored 20 Or Less Points In 1st Half:	20 - Air Force (1-27-24)
Scored 20 Or Less In 2nd Half:	19 - Northern N.M. (11-12-21)
Scored Less Than 10 Points in Quarter:	7 - Air Force (1-27-24)
Failed To Make a 3FG:	0-1 by San Diego State (2-18-15)

As An Individual

Had a Double-Double (Pts/Reb):	Desi-Rae Young (27 pts, 10 reb)
	UNLV (2-3-24)
Had a Double-Double (Pts/Asst):	Miah Monahan (16 pts, 10 asts.)
	Eastern Illinois (11-28-23)
Had a Double-Double (Pts/Steals):	Jasmyne Harris (28 pts & 10 steals)
	Houston (11-28-18)
Had 20+ Points & 10+ Rebounds:	Desi-Rae Young (27 pts, 10 reb)
	UNLV (2-3-24)
Scored 30 Points:	Essence Booker (31) - UNLV (1-27-22)
Scored 30 Points (MW Only):	Essence Booker (31) - UNLV (1-27-22)
Had 20+ Rebounds:	Kaylee Johnson (22) - No. 1 Stanford (11-24-14)
Had 15+ Rebounds:	Andjela Bigovic (16) - Tarleton State (11-12-23)
Had 10+ Assists:	Miah Monahan (10) - Eastern Illinois (11-28-23)
Had 5+ Steals:	Jo Huntimer (6) - Air Force (2-23-23)
Had 5+ Blocks:	Gracie Johnson (5) - Utah State (1-10-24)

STATS

STAT COMPARISON

SDSU		UNM
67.0	Points Per Game	65.0
41.5	FG%	39.1
31.8	3FG%	28.8
77.0	FT%	69.8
5.6	Made 3-pt PG	6.5
36.0	Rebounds PG	40.4
12.8	Turnovers PG	14.0
13.1	Assists PG	11.9
2.9	Blocks PG	3.2
7.8	Steals PG	7.2
64.2	Scoring Defense	60.9
40.4	FG% Defense	37.9
33.5	3FG% Defense	31.1
+0.2	Rebound Margin	+2.3

UNM WHEN HOME/AWAY/NEUTRAL

STAT	HOME (14)	AWAY (7)	NEUTRAL (2)
PPG	67.5	62.4	56.0
Opp PPG	61.0	58.0	70.5
FG %	.395	.400	.336
3FG%	.295	.291	.234
3 FG MPG	6.7	6.3	5.5
FT%	.697	.720	.633
Opp FG%	.379	.355	.466
Opp 3FG%	.313	.318	.268
RPG	41.8	40.1	32.0
Opp RPG	38.6	36.3	41.5
APG	13.4	9.9	8.0
SPG	7.9	5.4	8.5
TOV	13.3	15.1	15.0

SPECIALTY STAT COMPARISON

(UNM/Opp.)

Opp.	Paint	Off TO	2nd Chance	Fast Break	Bench
Texas Southern	38/14	15/18	11/11	17/6	2/28
Pepperdine	34/26	13/10	11/10	7/0	13/12
Tarleton St.	34/24	17/8	6/11	15/9	12/14
Texas A&M-Com.	50/28	14/13	16/8	10/13	3/31
Montana St.	18/34	11/20	7/4	10/6	7/18
Georgia Tech	32/30	7/12	3/13	15/2	6/13
Eastern Illinois	36/20	22/15	15/9	16/16	2/14
NMSU	42/16	16/10	15/4	11/2	12/32
MVSU	32/22	13/11	20/3	12/10	13/25
Southern Utah	24/28	9/16	11/4	2/3	8/7
Hampton	18/10	14/9	6/7	13/7	24/25
Western N.M.	30/26	25/17	12/5	10/18	34/30
Gonzaga	20/24	6/17	5/1	1/1	11/6
Nevada	42/30	11/14	2/8	13/9	9/28
Boise St.	24/16	1/10	4/4	3/11	0/12
Utah St.	26/38	21/8	8/8	20/10	9/32
Colorado St.	30/18	9/14	11/0	11/7	0/25
Wyoming	36/34	23/14	2/8	11/2	5/17
UNLV	26/18	9/14	8/6	4/5	10/16
Fresno St.	34/26	18/5	7/20	16/2	4/23
Air Force	34/12	8/19	14/5	11/2	3/7
San José St.	22/26	11/8	0/9	4/0	15/17
UNLV	38/26	8/15	4/11	6/9	0/8
San Diego St.					
Colorado St.					
San José St.					
Boise St.					
Wyoming					
San Diego St.					
Nevada					
Fresno St.					

UNM STARTING LINEUPS (GAME)

Game	G	G	G	F	C
Texas Southern	Wilson	Augmon	Cumber	Reus	Kohl
Pepperdine	Wilson	Augmon	Cumber	Reus	Kohl
Tarleton State	Wilson	Augmon	Cumber	Reus	Kohl
Texas A&M-Commerce	Wilson	Augmon	Cumber	Reus	Kohl
Montana State	Wilson	Augmon	Cumber	Reus	Kohl
Georgia Tech	Wilson	Augmon	Cumber	Reus	Kohl
Eastern Illinois	Wilson	Augmon	Cumber	Reus	Kohl
New Mexico State	Wilson	Augmon	Cumber	Reus	Kohl
Mississippi Valley State	Wilson	Augmon	Langermann	Reus	Kohl
Southern Utah	Wilson	Augmon	Langermann	Reus	Kohl
Hampton	Wilson	Augmon	Langermann	Reus	Kohl
Western New Mexico	Wilson	Diarra Berthe	Cumber	Reus	Kohl
Gonzaga	Wilson	Augmon	Cumber	Reus	Kohl
Nevada	Wilson	Augmon	Cumber	Reus	Kohl
Boise State	Wilson	Augmon	Cumber	Reus	Kohl
Utah State	Wilson	Augmon	Cumber	Reus	Kohl
Colorado State	Wilson	Augmon	Cumber	Reus	Kohl
Wyoming	Wilson	Augmon	Cumber	Reus	Kohl
UNLV	Wilson	Augmon	Cumber	Reus	Kohl
Fresno State	Wilson	Augmon	Cumber	Reus	Kohl
Air Force	Wilson	Augmon	Cumber	Reus	Kohl
San José State	Wilson	Augmon	Cumber	Reus	Kohl
UNLV	Wilson	Augmon	Cumber	Reus	Kohl
San Diego State					
Colorado State					
San José State					
Boise State					
Wyoming					
San Diego State					
Nevada					
Fresno State					

UNM STARTING LINEUPS (RECORD)

Wilson, Augmon, Kohl, Reus, Cumber	13-6
Wilson, Langermann, Augmon, Kohl, Reus	2-1
Wilson, Diarra Berthe, Cumber, Kohl, Reus	1-0

DOUBLE-DOUBLE TRACKER

Charlotte Kohl (14 pts, 20 reb)	Texas A&M-Commerce (11/15)
Viané Cumber (14 pts, 14 reb)	Eastern Illinois (11/28)
Charlotte Kohl (15 pts, 13 reb)	New Mexico State (12/2)
Charlotte Kohl (16 pts, 20 reb)	Mississippi Valley St. (12/4)
Viané Cumber (21 pts, 11 reb)	Utah State (1/10)
Aniyah Augmon (13 pts, 10 asts)	Utah State (1/10)
Nyah Wilson (24 pts, 10 reb)	Air Force (1/27)
Charlotte Kohl (10 pts, 13 reb)	Air Force (1/27)

CAREER DOUBLE-DOUBLES

	2023-24	Career
Charlotte Kohl	4	5
Viané Cumber	2	2
Aniyah Augmon	1	4
Nyah Wilson	1	1
Paula Reus	-	1

20-POINT TRACKER

Viané Cumber	22 pts	Texas Southern (11/6)
Nyah Wilson	20 pts	Texas Southern (11/6)
Nyah Wilson	22 pts	Texas A&M-Commerce (11/15)
Viané Cumber	24 pts	Montana State (11/23)
Paula Reus	25 pts	Eastern Illinois (11/28)
Nyah Wilson	21 pts	Eastern Illinois (11/28)
Nyah Wilson	21 pts	Nevada (12/30)
Viané Cumber	21 pts	Utah State (1/10)
Nyah Wilson	23 pts	Wyoming (1/17)
Aniyah Augmon	22 pts	Wyoming (1/17)
Viané Cumber	22 pts	UNLV (1/20)
Nyah Wilson	24 pts	Fresno State (1/24)
Paula Reus	20 pts	Fresno State (1/24)
Nyah Wilson	24 pts	Air Force (1/27)
Nyah Wilson	25 pts	UNLV (2/3)

Team (AP/Coaches)	CONFERENCE						OVERALL							
	W	L	Pct.	Home	Away	Neutral	W	L	Pct.	Home	Away	Neutral	Last 10	Strk
UNLV (RV/RV)	9	1	.900	4-1	5-0	0-0	19	2	.905	8-1	10-1	1-0	9-1	W4
Wyoming	8	2	.800	5-0	3-2	0-0	13	8	.619	8-2	4-5	1-1	8-2	W1
New Mexico	7	3	.700	3-2	4-1	0-0	16	7	.696	11-3	5-2	0-2	7-3	L1
Boise State	5	4	.556	2-2	3-2	0-0	14	8	.636	9-2	4-4	1-2	6-4	W1
Colorado State	5	5	.500	4-1	1-4	0-0	14	7	.667	9-2	4-5	1-0	5-5	W1
San Diego State	5	5	.500	3-1	1-4	0-0	14	9	.609	8-4	4-5	2-0	5-5	L1
Nevada	5	5	.500	2-3	3-2	0-0	11	12	.478	6-5	3-5	2-2	5-5	L3
Air Force	4	6	.400	2-3	2-3	0-0	11	12	.478	8-4	3-6	0-2	4-6	W2
Fresno State	4	6	.400	2-3	2-3	0-0	11	12	.478	8-5	2-6	1-1	4-6	W1
San José State	1	8	.111	0-5	1-3	0-0	6	15	.286	3-6	3-8	0-1	2-8	L7
Utah State	1	9	.100	0-5	1-4	0-0	4	17	.190	2-9	2-8	0-0	1-9	L1

^ MW Regular Season Champions % MW Tournament Champion

MOUNTAIN WEST STATISTICS

TEAM			All	Conference
Def. Rebounds/Game			1st (29.7)	1st (29.9)
Rebounds/Game			3rd (40.4)	3rd (37.7)
FG % Defense			3rd (.379)	1st (.382)
Rebounding Margin			4th (+2.3)	6th (-10)
Scoring Defense			4th (60.9)	4th (62.2)
Blocks per Game			5th (3.2)	T-5th (3.2)
3-Pt FG % Defense			5th (.311)	6th (.319)
3-Pt FG Made			5th (6.5)	7th (6.2)
Scoring			5th (65.0)	3rd (65.9)
Steals per Game			6th (7.2)	5th (6.9)
Scoring Margin			6th (+4.0)	3rd (+3.7)
Off. Rebounds/Game			7th (10.8)	9th (7.8)
Assist/Turnover Ratio			7th (0.9)	9th (0.8)
FG %			8th (.391)	4th (.417)
Assists per Game			T-9th (11.9)	10th (10.7)
Free Throw %			9th (.698)	6th (.709)
3-PT FG %			9th (.288)	9th (.307)
INDIVIDUAL			All	Conference
Scoring				
Nyah Wilson			7th (14.7)	3rd (18.5)
Aniyah Augmon			11th (12.7)	7th (15.0)
Vianè Cumber			12th (12.1)	12th (12.2)
Paula Reus			15th (11.3)	16th (10.2)
Rebounding				
Charlotte Kohl			5th (7.5)	10th (6.3)
Vianè Cumber			9th (6.2)	7th (7.3)
Paula Reus			14th (5.8)	T-17th (5.2)
Aniyah Augmon			17th (5.6)	16th (5.3)
FG%				
Nyah Wilson			7th (.421)	4th (.528)
Aniyah Augmon			--	7th (.442)
Free Throw %				
Nyah Wilson			5th (.756)	5th (.746)
Aniyah Augmon			11th (.645)	8th (.685)
3-Point FG %				
Vianè Cumber			2nd (.342)	--
3-Point FG Made				
Vianè Cumber			2nd (2.6)	T-3rd (2.4)
Steals				
Aniyah Augmon			1st (2.5)	1st (2.6)
Nyah Wilson			--	8th (1.5)
Paula Reus			--	T-11th (1.3)
Assists				
Aniyah Augmon			5th (4.0)	5th (4.1)
Blocks				
Charlotte Kohl			2nd (1.8)	5th (1.5)
Minutes				
Vianè Cumber			2nd (34.9)	1st (36.9)
Aniyah Augmon			4th (33.5)	3rd (34.8)
Paula Reus			6th (32.5)	5th (34.2)
Nyah Wilson			12th (30.4)	8th (33.1)

NCAA STATISTICS

TEAM			
Fouls Per Game			7th
Rebounds (Def.) Per Game			14th
Rebounds Per Game			47th
Turnover Per Game			63rd
FG % Defense			69th
INDIVIDUAL			
Aniyah Augmon			
Steals			27th
Steals Per Game			38th
Vianè Cumber			
3-Point Attempts			29th
3-Pointers Per Game			35th
3-Pointers			50th
Minutes Per Game			51st
Charlotte Kohl			
Blocks			34th
Blocks Per Game			47th
Rebounds			87th
Nyah Wilson			
Free Throw Attempts			37th
Free Throws			40th

2023-24 MW PLAYERS OF THE WEEK

PLAYER OF THE WEEK
 CHARLOTTE KOHL - NOV. 20
 ANIYAH AUGMON - JAN. 22
 NYAH WILSON - JAN. 29

FRESHMAN OF THE WEEK
 PARIS LAURO - DEC. 26

UNM'S RECORD WHEN...

	Overall	In MW
Overall	16-7	7-3
At home	11-3	3-2
On the road	5-2	4-1
At neutral sites	0-2	0-0
After a win	10-6	4-3
After a loss	5-1	2-0
In overtime	1-0	0-0
vs. ranked opponents	1-1	1-0
Games decided by 1-4 points	4-0	2-0
Games decided by 5-9 points	4-3	2-3
Games decided by 10-19 points	6-4	3-0
Games decided by 20+ points	2-0	0-0
Leading after Q1	12-1	5-0
Trailing after Q1	4-6	2-3
Tied after Q1	0-0	0-0
Leading at half	12-0	4-0
Trailing at half	4-7	3-3
Tied at half	0-0	0-0
Leading after Q3	12-0	5-0
Trailing after Q3	4-7	2-3
Tied after Q3	0-0	0-0
Shooting 50% or better	2-0	2-0
Shooting between 40-49.9%	7-1	4-1
Shooting less than 40%	7-6	1-2
Opponent shoots 50% or better	0-1	0-0
Opponent shoots b/w 40-49.9%	5-3	3-1
Opponent shoots b/w 30-39.9%	8-3	3-2
Opponent shoots less than 30%	3-0	1-0
UNM higher FG%	14-1	6-1
Opponent higher FG%	2-6	1-2
FG% Tied	0-0	0-0
UNM outrebounds	9-2	2-1
Opponent outrebounds	7-4	5-2
Rebounds tied	0-1	0-0
UNM more made free throws	11-3	5-1
Opponent more made free throws	3-4	2-2
Made free throws tied	2-0	0-0
UNM 3FG% higher	9-0	6-0
Opponent 3FG% higher	7-7	1-3
3FG% tied	0-0	0-0
UNM has more fouls	5-2	1-1
Opponent has more fouls	11-4	6-1
Fouls are tied	0-1	0-1
UNM more turnovers	6-5	2-2
Opponent more turnovers	9-2	5-1
Turnovers tied	1-0	0-0
Scoring less than 50 points	0-1	0-0
Scoring 50-59 points	1-6	0-3
Scoring 60-69 points	9-0	5-0
Scoring 70-79 points	4-0	1-0
Scoring 80-89 points	2-0	1-0
Scoring 90-99 points	0-0	0-0
Scoring 100+ points	0-0	0-0
Allowing 40 points or less	0-0	0-0
Allowing 41-49 points	3-0	0-0
Allowing 50-59 points	7-1	3-0
Allowing 60-69 points	3-5	3-3
Allowing 70-79 points	3-1	1-0
Allowing 80-89 points	0-0	0-0
Allowing 90+ points	0-0	0-0
In November	5-2	0-0
In December	5-2	1-0
In January	6-2	6-2
In February	0-1	0-1
In March	0-0	0-0

SERIES HISTORY

SAN DIEGO STATE (40-34)

H: 17-12 A: 16-17 N: 8-6

1/18/92	L	91-44	A
2/15/92	L	74-52	H
1/24/93	L	55-44	H
2/18/93	L	78-51	A
2/11/94	L	98-52	H
2/20/94	L	96-38	A
3/9/94	L	95-60	N
1/19/95	L	85-61	A
2/11/95	L	75-47	H
3/8/95	L	57-39	H
1/18/96	W	62-56	H
1/27/96	L	74-52	A
3/5/97	L	57-50	N
1/7/99	W	66-53	A
2/4/99	W	75-51	H
1/20/00	W	65-47	H
2/17/00	W	66-60	A
1/20/01	W	86-66	H
2/15/01	L	56-53	A
3/7/01	W	55-49	N
1/23/02	W	58-49	A
2/23/02	W	63-53	H
3/6/02	W	65-52	N
1/30/03	W	75-42	H
3/1/03	W	64-46	A
3/12/03	W	54-49	N
1/29/04	W	76-42	H
2/28/04	W	47-44	A
1/29/05	W	72-53	A
2/24/05	W	78-58	H
3/9/05	W	81-52	N
1/25/06	W	76-45	H
2/25/06	W	75-48	A
1/31/07	W	76-46	H
3/3/07	W	67-48	A
1/12/08	W	60-47	A
2/13/08	W	63-54	H
3/15/08	W	62-59	N
1/21/09	L	57-52	H
2/21/09	L	75-64	A
1/6/10	L	61-39	H
2/6/10	W	65-58	A
1/15/11	L	56-53	A
2/15/11	L	50-44	H
3/8/11	W	65-57	N
1/18/12	L	77-47	A
2/15/12	L	57-44	H
3/10/12	L	57-43	N
1/26/13	L	63-39	H
2/27/13	L	72-44	A
3/15/13	L	67-39	N
2/22/14	L	53-48	A
3/7/14	W	62-46	H
1/7/15	W	62-53	H
2/18/15	W	63-47	A
3/10/15	W	57-56	N
2/6/16	L	51-46	H
3/1/16	W	64-45	A
12/31/16	W	85-42	H
3/3/17	L	63-51	A
1/20/18	L	89-97	A
1/16/19	W	70-62	H
2/6/19	L	59-61	A
3/11/19	L	61-70	N
1/29/20	L	74-75	A
2/12/20	L	58-67	H
2/3/21	W	84-48	A
2/5/21	W	65-48	A
1/9/22	W	75-72	H
1/29/22	W	67-58	A
3/7/22	W	63-60	N
1/19/23	L	65-61	A
2/4/23	W	83-78	H
3/6/23	L	69-68	N

2023-24 roster



Nahawa Diarra Berthe
G | 5-9 | JR.
Barcelona, Spain



Natalia Chavez
G | 5-10 | R-FR.
Cochiti Pueblo, N.M.



Nyah Wilson
G | 5-8 | JR.
Dallas, Texas



Gianna McManaman
PG | 5-7 | FR.
Chapel Hill, N.C.




Lara Langermann
G | 5-7 | FR.
Breckerfeld, Germany



Paris Lauro
F | 6-1 | FR.
Dallas, Texas



Aniyah Augmon
G | 5-8 | JR.
San José, Calif.




Hulda Joaquim
F | 6-1 | SR.
Maputo, Mozambique



Jaelyn Bates
PG | 5-7 | FR.
Albuquerque, N.M.



Mackenzie Curtis
G | 5-10 | SO.
Lakeside, Calif.



Charlotte Kohl
C | 6-5 | GR.
Giessen, Germany



Paula Reus
F | 6-1 | JR.
Palma de Mallorca,
Spain



Vianè Cumber
G | 5-10 | JR.
Albuquerque, N.M.



Mike Bradbury
Head Coach



Keith Freeman
Assoc. Head Coach



Nike McClure
Assistant Coach



Mackenzie Novak
Assistant Coach



Jaisa Nunn
Graduate Assistant



Hanna Hudson
Director of Operations



Isaiah Fernandez
Director of Player
Development

NUMERICAL

#	Name	Pos	Ht	Yr	Hometown (Previous School)
1	Nahawa Diarra Berthe	G	5-9	Jr.	Barcelona, Spain (Odessa College)
2	Natalia Chavez	G	5-10	RS-Fr.	Cochiti Pueblo, N.M. (Volcano Vista HS)
3	Nyah Wilson	G	5-8	Jr.	Dallas, Texas (Syracuse)
4	Gianna McManaman	PG	5-7	Fr.	Chapel Hill, N.C. (Northwood HS)
5	Lara Langermann	G	5-7	Fr.	Breckerfeld, Germany (Theodor-Heuss-Gymnasium Hagen)
10	Paris Lauro	F	6-1	Fr.	Dallas, Texas (Highland Park HS)
12	Aniyah Augmon	G	5-8	Jr.	San José, Calif. (Woodside Priory School)
14	Hulda Joaquim	F	6-1	Sr.	Maputo, Mozambique (Seward County CC)
15	Jaelyn Bates	PG	5-7	So.	Albuquerque, N.M. (Volcano Vista HS)
21	Mackenzie Curtis	G	5-10	RS-So.	Lakeside, Calif. (El Capitan HS)
22	Charlotte Kohl	C	6-5	Gr.	Giessen, Germany (Mississippi State)
30	Paula Reus	F	6-1	Jr.	Palma de Mallorca, Spain (IES Joaquim Blume)
33	Vianè Cumber	G	5-10	Jr.	Albuquerque, N.M. (Sandia HS)

ALPHABETICAL

#	Name	Pos	Ht	Yr	Hometown (Previous School)
12	Aniyah Augmon	G	5-8	Jr.	San José, Calif. (Woodside Priory School)
15	Jaelyn Bates	PG	5-7	So.	Albuquerque, N.M. (Volcano Vista HS)
2	Natalia Chavez	G	5-10	RS-Fr.	Cochiti Pueblo, N.M. (Volcano Vista HS)
33	Vianè Cumber	G	5-10	Jr.	Albuquerque, N.M. (Sandia HS)
21	Mackenzie Curtis	G	5-10	RS-So.	Lakeside, Calif. (El Capitan HS)
1	Nahawa Diarra Berthe	G	5-9	Jr.	Barcelona, Spain (Odessa College)
14	Hulda Joaquim	F	6-1	Sr.	Maputo, Mozambique (Seward County CC)
22	Charlotte Kohl	C	6-5	Gr.	Giessen, Germany (Mississippi State)
5	Lara Langermann	G	5-7	Fr.	Breckerfeld, Germany (Theodor-Heuss-Gymnasium Hagen)
10	Paris Lauro	F	6-1	Fr.	Dallas, Texas (Highland Park HS)
4	Gianna McManaman	PG	5-7	Fr.	Chapel Hill, N.C. (Northwood HS)
30	Paula Reus	F	6-1	Jr.	Palma de Mallorca, Spain (IES Joaquim Blume)
3	Nyah Wilson	G	5-8	Jr.	Dallas, Texas (Syracuse)

STAFF

Mike Bradbury	Head Coach
Keith Freeman	Associate Head Coach
Nike McClure	Assistant Coach
Mackenzie Novak	Assistant Coach
Jaissa Nunn	Graduate Assistant
Hanna Hudson	Director of Operations
Isaiah Fernandez	Director of Player Development
Leila Petewon	Assistant Director of Athletic Performance (WBB)
Lexi Smith	Associate Athletic Trainer (WBB)

pronunciation guide

audio pronunciations available online

NAHAWA DIARRA BERTHE	Na-HA-wa D-are-a Bear-TAY
NYAH Wilson	Neye-ah
LARA LANGERMANN	La-Rah Lane-GRR-man
PARIS LAURO	Loro (rhymes with Zorro)
HULDA JOAQUIM	Ulda JOY-key-m
PAULA REUS	Rey-OOSE (rhymes with goose)
VIANE Cumber	V-UH-nay

by eligibility

Seniors (2)	
14 Hulda Joaquim	F
22 Charlotte Kohl (Gr.)	C

Juniors (5)	
1 Nahawa Diarra Berthe	G
3 Nyah Wilson	G
12 Aniyah Augmon	G
30 Paula Reus	F
33 Vianè Cumber	G

Sophomores (2)	
15 Jaelyn Bates	PG
21 Mackenzie Curtis (RS)	G

Freshmen (4 (1 Redshirt))	
2 Natalia Chavez (RS)	G
4 Gianna McManaman	PG
5 Lara Langermann	G
10 Paris Lauro	F

home state

California (2)	
12 Aniyah Augmon	G
21 Mackenzie Curtis	G

North Carolina (1)	
4 Gianna McManaman	PG

New Mexico (3)	
2 Natalia Chavez	G
15 Jaelyn Bates	PG
33 Vianè Cumber	G

Texas (2)	
3 Nyah Wilson	G
10 Paris Lauro	F

international

1 Nahawa Diarra Berthe (Spain)	G
5 Lara Langermann (Germany)	G
14 Hulda Joaquim (Mozambique)	C
22 Charlotte Kohl (Germany)	F
30 Paula Reus (Spain)	F



MIKE BRADBURY

RECORD AT UNM: 157-85 (8TH SEASON)

CAREER RECORD: 335-202 (17TH SEASON)

NOTEWORTHY:

- Named the sixth head coach in program history on March 31, 2016
- 26 wins in 2021-22 tied for most wins in program history
- Led UNM to 25 wins in 2017-18; tied for second-most wins in program history
- Led UNM to 20+ wins in four seasons, and .500 or better in six
- Earned his 100th win at UNM on Nov. 30, 2021; only the second coach in program history to reach 100. Earned his 300th career win on Nov. 22, 2022 against Western N.M.

Mike Bradbury enters his eighth season as head coach for The University of New Mexico women's basketball team. In his previous seven seasons at the helm, Bradbury has guided the Lobos to a 141-78 (.644) and 77-45 (.631) in conference. Four times in his tenure (2017-18, 2018-19, 2021-22 and 2022-23) the Lobos eclipsed the 20-win mark, with the Lobos tying the program record for most wins in a single season with 26 in 2021-22. Further, the 25 wins in 2017-18 were tied for the second-most wins in program history. The consecutive 20-plus win seasons under Bradbury in 2017-18 and 2018-19 were the first for the program since the 2007-08 – 2008-09 seasons.

Additionally, Bradbury became just the second coach in UNM history to win 100 games with a win over Grambling on Nov. 30, 2021.

The Lobos have sustained success under Bradbury as historically, UNM has finished either first or second in the conference in scoring offense in the last six years (four times first). In Bradbury's time at UNM, the Lobos have finished with 15 or made three-pointers 11 times and hold the top-five spots in three-pointers per game in program history.

In the most recent season, UNM finished 15th in the NCAA in made three-pointers per game at 8.5 per game, with 12 games with double-digit three-pointers. Of the 12 games, UNM made 18 (against South Carolina State) and three games with 16 (twice against Utah State and at Fresno State).

During the 2021-22 season, the program established several program records. UNM set the program record in made three-pointers (346), a program-best 171 made three-pointers in conference season, as well as a pro-

gram-record 596 assists on the season and 292 in conference games. In addition, the Lobos made a program-high 523 field goals in conference and scored the most points in conference in program history with 1,413 points. On Jan. 6 at Utah State, the Lobos set the program record and the MW record in made three-pointers in a game with 21, and three games later made 19 three-pointers for the second most in a game in program history. The Lobos also went on a nine-game win streak, the second longest in program history.

New Mexico ranked in the top 10 in the NCAA in made three-pointers (third), made three-pointers per game (fifth, 9.6 per game) and in assists (10th). In total, UNM ranked in the top 30 in nine categories, including scoring offense (14th, 76.7 points per game), assists per game (16th, 16.6 per game), assist/turnover ratio (18th, 1.21), field-goal percentage (19th, 45.1 percent), blocked shots (25th, 147) and three-point field-goal percentage (30th, 35.1 percent).



UNM added six postseason Mountain West honors with a conference-high three all-conference players in Antonia Anderson, Shaiquel McGruder and Jaedyn De La Cerda, an honorable mention in LaTora Duff, an all-defensive player in McGruder and an all-freshman in Paula Reus. The Lobos have had 12 conference selections in the last two seasons.

Further, five Lobos finished the 2021-22 season averaging double figures in points per game.

In the 2020-21 season, Bradbury led the Lobos to a Mountain West regular season championship, the first outright in program history and the first regular season title since the 2004-05 season. In addition, the Lobos were selected for the WNIT for the third

time in four years.

The Lobos produced one of the most prolific offenses not only in the conference, but in the country, finishing among the top 25 in several categories. Among them, UNM finished fourth in the NCAA in made three-pointers per game (10.2), sixth in assist-turnover ratio (1.40), ninth in scoring offense (81.2 points per game), 14th in fewest turnovers per game (12.0) and assists per game (16.8) and 22nd in scoring margin (12.7). The Lobos led the Mountain West in scoring offense, scoring margin, assists per game, turnover margin, assist-turnover ratio and made three-pointers as well as second in field-goal percentage and steals per game.

UNM set a program record in scoring with 120 points against Arkansas-Pine Bluff on Dec. 17, 2020 and in the process, made 17 three-pointers, falling just one short of tying the program record. Further, the Lobos registered 90-plus points in five games and 80-plus points in 11 of the 20 games on the season.

Four Lobos finished the 2020-21 season averaging double figures in points per game with six players finishing in double figures in scoring in two games (the only times it has been accomplished in program history), five players in five games and four in seven games.

As a result of UNM's successful season, five players were named to the All-Mountain West Team with LaTascya Duff also earning the superlative of Sixth Person of the Year. Duff was just the second Lobo to win the sixth person award. Making the all-conference team for the first time were Duff, Jaedyn De La Cerda and Antonia Anderson, as well as Shaiquel McGruder earning all-defensive and Ahlise Hurst earning the honorable mention distinction.

In his time at UNM, Bradbury has coached 13 All-Mountain West performers with Cherise Beynon, Jayla Everett, Jaisa Nunn, Aisia Robertson and Richelle van der Keijl joining De La Cerda, Duff, McGruder, Hurst and Anderson in making the All-Mountain West Team. Tesha Buck, Mykiel Burleson and Nike McClure have also earned MW recognition with Buck being the 2017-18 Newcomer of the Year, Burleson being named to the All-Freshman team in 2016-17 and McClure landing on the All-Defensive team in 2018-19.

In terms of major individual awards, Bradbury has coached the league's Newcomer of the Year each of his first three seasons in charge of the Lobos with van der Keijl earning the award in 2016-17, Buck in 2017-18 and Robertson in 2018-19. Additionally, Bradbury has coached the MW Player of the Year in Nunn (2018-19) and the Freshman of the Year in Everett (2018-19) as well as Sixth Person of the Year in Duff (2020-21).

CAREER HEAD COACHING YEAR-BY-YEAR

2007-08	11-19 (9-11)	Morehead State
2008-09	17-14 (11-7)	Morehead State
2009-10	22-11 (14-4)	Morehead State
2010-11	20-13 (11-7)	Wright State
2011-12	21-13 (12-6)	Wright State
2012-13	12-18 (6-10)	Wright State
2013-14	26-9 (12-4)	Wright State
2014-15	25-9 (12-4)	Wright State
2015-16	24-11 (12-6)	Wright State
2016-17	15-15 (10-8)	New Mexico
2017-18	25-11 (10-8)	New Mexico
2018-19	24-7 (14-4)	New Mexico
2019-20	15-17 (6-12)	New Mexico
2020-21	15-5 (11-3)	New Mexico
2021-22	26-10 (14-4)	New Mexico
2022-23	21-13 (12-6)	New Mexico
2023-24	16-7 (7-3)	New Mexico
Total	335-202 (183-107)	

EDUCATION

UT-Chattanooga - B.S. Recreation (1993)

COACHING EXPERIENCE

1991-93	Student Assistant	Chattanooga
1993-94	Assistant Coach	Chattanooga
1994-95	Assistant Coach	East Tennessee
1995-96	Assistant Coach	VCU
1996-02	Assistant Coach	Cincinnati
2002-07	Assistant Coach	Xavier
2007-10	Head Coach	Morehead State
2010-16	Head Coach	Wright State
2016-pres.	Head Coach	New Mexico

HEAD COACHING RECORD


2007-10	Morehead State	50-44 (.532)
2010-16	Wright State	128-73 (.637)
2016-pres.	New Mexico	157-85 (.649)
17 years		335-202 (.624)

RANKED OPPONENTS

#16 Marquette	11/13/17	W, 88-87
#23 West Virginia	11/29/19	L, 73-60
#6 Arizona	12/12/21	L, 77-60
#14 Arizona	12/4/22	L, 77-60
#20 Gonzaga	12/22/23	L, 67-56
#25 UNLV	1/20/24	W, 69-66

ALL-TIME SERIES UNDER COACH BRADBURY

OPPONENT	Series	H	A	N
Abilene Christian	1-0	1-0		
Air Force	11-2	5-1	5-1	1-0
Arizona	0-2	0-1	0-1	
Arkansas-Pine Bluff	1-0		1-0	
Arizona State	0-2	0-1	0-1	
Auburn	0-1	0-1		
Ball State	0-1	0-1		
Boise State	5-8	4-2	1-5	0-1
California Baptist	0-1			0-1
Colorado State	9-6	7-1	2-4	0-1
Denver	0-1	0-1		
Eastern Illinois	1-0	1-0		
Fairleigh Dickinson	1-0	1-0		
Fresno State	9-6	5-1	3-3	1-2
Georgia Tech	0-1			0-1
Gonzaga	0-1		0-1	
Grambling State	1-0	1-0		
Grand Canyon	1-0	1-0		
Hampton	1-0	1-0		
Hartford	1-0	1-0		
Houston	3-1	2-0	1-1	
Houston Baptist	1-0	1-0		
Illinois	1-0	1-0		
Lamar	2-0	2-0		
Louisiana-Monroe	1-0			1-0
Loyola Marymount	0-1	0-1		
Marquette	1-1	1-0	0-1	
Midwestern State	1-0		1-0	
Minnesota	0-1	0-1		
Mississippi State	0-1			0-1
Mississippi Valley State	1-0	1-0		
Missouri	1-0			1-0
Montana State	0-1			0-1
Navy	1-0	1-0		
Nevada	11-3	5-0	6-2	0-1
New Mexico State	11-2	7-0	4-2	
Nicholls	1-0		1-0	
Northern Arizona	3-0	2-0	1-0	
Northern New Mexico	4-0	4-0		
Oklahoma	1-1	1-0	0-1	
Old Dominion	1-0			1-0
Oregon State	0-1		0-1	
Pepperdine	1-0		1-0	
Prairie View A&M	1-0	1-0		
Providence	1-0	1-0		
Rice	1-0	1-0		
Sacramento State	1-0	1-0		
Saint Mary's	1-0	1-0		
Sam Houston State	1-0		1-0	
San Diego	1-0	1-0		
San Diego State	8-8	4-1	3-5	1-2
San Jose State	9-3	4-1	4-2	1-0
SMU	1-0	1-0		
South Carolina State	1-0	1-0		
Southern Utah	0-2	0-1	0-1	
St. Joseph's	0-1	0-1		
Stephen F. Austin	1-1	1-0		0-1
Tarleton State	1-0	1-0		
TCU	0-1	0-1		
Texas A&M-Commerce	2-0	1-0	1-0	
Texas State	1-0	1-0		
Texas Southern	1-0	1-0		
Texas Tech	1-2	1-0	0-1	0-1
Tulsa	0-1	0-1		
UC Irvine	1-0	1-0		
UC Riverside	1-0	1-0		
UNLV	5-11	2-5	3-6	
Utah State	14-0	6-0	8-0	
UTEP	5-0	4-0	1-0	
Washington	0-1		0-1	
West Virginia	0-1			0-1
Western Michigan	1-0	1-0		
Western New Mexico	2-0	2-0		
Wichita State	1-0	1-0		
Wyoming	6-8	3-4	3-3	0-1
	157-85	99-27	51-43	7-15



#1

NAHAWA DIARRA BERTHE

G | 5-9 | JR | Barcelona, Spain (Odessa College)

PPG	FG %	3PT %	FT %	RPG	APG	SPG	BPG	MPG
1.4	.229	.000	.667	1.4	1.2	0.6	0.0	10.5

NOTEWORTHY

- » First season at the DI level after spending past two seasons at Odessa
- » Started all 25 games for the Wranglers last season, averaging 29.6 minutes per game, 10.8 points per game, 4.2 rebounds per game, 2.6 assists per game and 2.3 steals per game
- » Scored in double figures in 16 games and recorded five or more rebounds in nine games

GAME-BY-GAME STATISTICS

Opponent	Date	GS	MIN	Total		3-Pointers		Free throws		Rebounds				Points			
				FG-FGA	PCT	3FG-3FGA	PCT	FT-FTA	PCT	OFF	DEF	TOT	AVG	PF	A	TO	BLK
Texas Southern	11/06/2023		08:14	0-2	.000	0-0	.000	0-0	.000	1	1	2	2.0	0	2	2	0
Tex. A&M-Commerce	11/15/2023		13:03	0-3	.000	0-1	.000	0-0	.000	0	0	0	1.0	2	1	0	0
vs Montana St.	11/23/2023		11:09	0-2	.000	0-1	.000	0-2	.000	0	1	1	1.0	0	1	0	0
vs Georgia Tech	11/24/2023		18:41	3-5	.600	0-0	.000	0-0	.000	1	3	4	1.8	2	0	2	0
Eastern Ill.	11/28/2023		04:16	0-2	.000	0-2	.000	0-0	.000	0	0	0	1.4	1	0	0	0
New Mexico St.	12/02/2023		11:30	1-2	.500	0-1	.000	2-2	1.000	1	1	2	1.5	1	0	2	0
Mississippi Val.	12/04/2023		21:03	2-6	.333	0-3	.000	0-0	.000	1	1	2	1.6	0	4	0	0
Southern Utah	12/07/2023		08:07	0-1	.000	0-0	.000	0-0	.000	0	0	0	1.4	1	1	1	0
Hampton	12/10/2023		05:35	1-2	.500	0-0	.000	0-0	.000	0	1	1	1.3	0	1	0	0
Western N.M.	12/17/2023 *		23:18	0-3	.000	0-0	.000	2-2	1.000	2	1	3	1.5	1	5	3	0
at Gonzaga	12/22/2023		05:52	1-4	.250	0-2	.000	0-0	.000	0	1	1	1.5	0	0	0	0
at Nevada	12/30/2023		02:50	0-0	.000	0-0	.000	0-0	.000	0	0	0	1.3	0	2	0	0
Boise St.	01/06/2024		06:46	0-3	.000	0-2	.000	0-0	.000	0	0	0	1.2	0	0	0	0
at Colorado St.	01/13/2024		06:09	0-0	.000	0-0	.000	0-0	.000	1	2	3	1.4	0	0	0	0
Totals		1	146:33	8-35	.229	0-12	.000	4-6	.667	7	12	19	1.4	8	17	10	0

TOP PERFORMANCES

Points	Season MW	6, Georgia Tech (11/24)
	Career	6, Georgia Tech (11/24)
FGM	Season MW	3, Georgia Tech (11/24)
	Career	3, Georgia Tech (11/24)
FGA	Season MW	6, Mississippi Valley (12/4)
	Career	3, Boise State (1/6)
		6, Mississippi Valley (12/4)
3PT FGM	Season MW	
	Career	
3PT FGA	Season MW	3, Mississippi Valley (12/4)
	Career	2, Boise State (1/6)
		3, Mississippi Valley (12/4)
FTM	Season MW	2, 2x
	Career	2, 2x
FTA	Season MW	2, 3x
	Career	2, 3x
Reb.	Season MW	4, Georgia Tech (11/24)
	Career	3, Colorado State (1/13)
		4, Georgia Tech (11/24)
Asts.	Season MW	5, Western N.M. (12/17)
	Career	2, Nevada (12/30)
		5, Western N.M. (12/17)
Blocks	Season MW	
	Career	
Steals	Season MW	4, Western N.M. (12/17)
	Career	4, Western N.M. (12/17)
TO	Season MW	0, 9x
	Career	0, 3x
		0, 9x
Min.	Season MW	23, Western N.M. (12/17)
	Career	6, Boise State (1/6)
		23, Western N.M. (12/17)

PRODUCTION TRACKER

2023-24 Career

Double-Double
Scored 10+ pts
Scored 20+ pts
10+ reb
3+ 3-pt

CAREER STATISTICS

				Field Goals		3-Point		F-Throws		Rebounds				Scoring			
SEASON	TEAM	GP-GS	MIN/AVG	FG-FGA	FG%	3FG-3FGA	3FG%	FT-FTA	FT%	OFF	DEF	TOT	AVG	PF-FO	A	TO	BLK
2023-24	UNM	14-1	147/10.5	8-35	.229	0-12	.000	4-6	.667	7	12	19	1.4	8-0	17	10	0
TOTAL		14-1	147/10.5	8-35	.229	0-12	.000	4-6	.667	7	12	19	1.4	8-0	17	10	0

#2

NATALIA CHAVEZ

G | 5-10 | R-FR | Cochiti Pueblo, N.M. (Volcano Vista HS)



PPG	FG %	3PT %	FT %	RPG	APG	SPG	BPG	MPG
1.3	.235	.154	--	1.0	0.4	0.4	0.0	7.1

NOTEWORTHY

- REDSHIRTED LAST SEASON
- » Named the 1-5A District Player of the Year in 2019-20 and 2020-21, while also earning first team all-state and first team all-metro during that time span
 - » Reached the 1,000-point career milestone in 2021
 - » Was up for an ESPY award for her game-winning half-court shot to win the 5A title
 - »Majoring in business administration

GAME-BY-GAME STATISTICS

Opponent	Date	GS	MIN	Total		3-Pointers		Free throws		Rebounds										
				FG-FGA	PCT	3FG-3FGA	PCT	FT-FTA	PCT	OFF	DEF	TOT	AVG	PF	A	TO	BLK	STL	PTS	AVG
Texas Southern	11/06/2023		03:02	0-1	.000	0-1	.000	0-0	.000	0	0	0	0.0	0	0	0	0	0	0	0.0
Tex. A&M-Commerce	11/15/2023		04:46	0-0	.000	0-0	.000	0-0	.000	0	0	0	0.0	0	0	0	0	0	0	0.0
vs Montana St.	11/23/2023		03:12	0-1	.000	0-1	.000	0-0	.000	0	0	0	0.0	0	1	1	0	0	0	0.0
New Mexico St.	12/02/2023		06:40	0-0	.000	0-0	.000	0-0	.000	0	0	0	0.0	0	0	0	0	1	0	0.0
Mississippi Val.	12/04/2023		05:55	0-1	.000	0-1	.000	0-0	.000	0	0	0	0.0	0	1	1	0	0	0	0.0
Southern Utah	12/07/2023		10:00	0-3	.000	0-2	.000	0-0	.000	0	3	3	0.5	0	0	0	0	0	0	0.0
Hampton	12/10/2023		08:56	1-4	.250	1-4	.250	0-0	.000	0	3	3	0.9	2	0	0	0	0	3	0.4
Western N.M.	12/17/2023		14:01	3-7	.429	1-4	.250	0-0	.000	0	2	2	1.0	0	1	3	0	2	7	1.3
Totals		0	56:32	4-17	.235	2-13	.154	0-0	.000	0	8	8	1.0	2	3	5	0	3	10	1.3

TOP PERFORMANCES

Points	Season MW	7, Western N.M. (12/17)
	Career	7, Western N.M. (12/17)
FGM	Season MW	3, Western N.M. (12/17)
	Career	3, Western N.M. (12/17)
FGA	Season MW	7, Western N.M. (12/17)
	Career	7, Western N.M. (12/17)
3PT FGM	Season MW	1, 2x
	Career	1, 2x
3PT FGA	Season MW	4, 2x
	Career	4, 2x
FTM	Season MW	
	Career	
FTA	Season MW	
	Career	
Reb.	Season MW	3, 2x
	Career	3, 2x
Asts.	Season MW	1, 3x
	Career	1, 3x
Blocks	Season MW	
	Career	
Steals	Season MW	2, Western N.M. (12/17)
	Career	2, Western N.M. (12/17)
TO	Season MW	0, 5x
	Career	0, 5x
Min.	Season MW	14, Western N.M. (12/17)
	Career	14, Western N.M. (12/17)

PRODUCTION TRACKER

2023-24 Career

- Double-Double
- Scored 10+ pts
- Scored 20+ pts
- 10+ reb
- 3+ 3-pt

CAREER STATISTICS

				Field Goals		3-Point		F-Throws		Rebounds										Scoring	
SEASON	TEAM	GP-GS	MIN	AVG	FG-FGA	FG%	3FG-3FGA	3FG%	FT-FTA	FT%	OFF	DEF	TOT	AVG	PF-FO	A	TO	BLK	STL	PTS	AVG
2023-24	UNM	8-0	57	7.1	4-17	.235	2-13	.154	0-0	.000	0	8	8	1.0	2-0	3	5	0	3	10	1.3
TOTAL		8-0	57	7.1	4-17	.235	2-13	.154	0-0	.000	0	8	8	1.0	2-0	3	5	0	3	10	1.3

#3

NYAH WILSON

G | 5-8 | JR | Dallas, Texas (Syracuse)



PPG	FG %	3PT %	FT %	RPG	APG	SPG	BPG	MPG
14.7	.421	.333	.756	4.4	1.4	1.2	0.1	30.4

NOTEWORTHY

- » Named Mountain West Player of the Week on Jan. 29
- » Team-high 8 games scoring 20+ points, 17 games 10+ points including last 10 games. 20+ points in 3 of last 4 games, 5x in MW
- » Multiple steals in 8 games
- » UNM is 13-4 when Wilson reaches double figures
- » In conference games: 3rd in MW in scoring (averaging 18.5 ppg), 4th in FG% (52.8), 8th in steals per game with 1.5 and 5th in free-throw % (74.6)
- » Appeared in 20 games as a sophomore and 20 games with one start as a freshman at Syracuse
- » Graduated from Duncanville High School and was a four-star recruit by ESPN HoopGurlz, a McDonald's All-America nominee and was on the Terrific 25 rankings as a sophomore
- » Liberal arts major

GAME-BY-GAME STATISTICS

Opponent	Date	GS	MIN	Total		3-Pointers		Free throws		Rebounds				PF	A	TO	BLK	STL	PTS	AVG
				FG-FGA	PCT	3FG-3FGA	PCT	FT-FTA	PCT	OFF	DEF	TOT	AVG							
Texas Southern	11/06/2023	*	32:08	5-8	.625	4-4	1.000	6-7	.857	1	3	4	4.0	2	3	3	0	1	20	20.0
at Pepperdine	11/09/2023	*	29:20	3-10	.300	0-2	.000	2-2	1.000	0	3	3	3.5	4	2	1	0	0	8	14.0
Tarleton St.	11/12/2023	*	33:25	4-11	.364	0-1	.000	8-9	.889	0	9	9	5.3	1	2	1	0	0	16	14.7
Tex. A&M-Commerce	11/15/2023	*	27:42	9-13	.692	1-1	1.000	3-7	.429	0	2	2	4.5	3	0	5	0	0	22	16.5
vs Montana St.	11/23/2023	*	20:43	2-9	.222	0-2	.000	2-3	.667	1	1	2	4.0	4	1	0	0	2	6	14.4
vs Georgia Tech	11/24/2023	*	34:56	4-16	.250	0-3	.000	9-10	.900	0	3	3	3.8	2	0	1	0	1	17	14.8
Eastern Ill.	11/28/2023	*	40:08	7-20	.350	1-5	.200	6-6	1.000	3	4	7	4.3	2	1	2	0	1	21	15.7
New Mexico St.	12/02/2023	*	24:19	5-15	.333	1-2	.500	2-3	.667	1	2	3	4.1	4	0	3	0	1	13	15.4
Mississippi Val.	12/04/2023	*	29:58	5-16	.313	3-9	.333	1-2	.500	1	4	5	4.2	1	2	3	0	1	14	15.2
Southern Utah	12/07/2023	*	31:35	2-13	.154	0-2	.000	1-2	.500	5	6	11	4.9	1	2	2	0	1	5	14.2
Hampton	12/10/2023	*	10:19	0-3	.000	0-2	.000	0-0	.000	0	2	2	4.6	3	0	1	0	0	0	12.9
Western N.M.	12/17/2023	*	21:18	0-4	.000	0-1	.000	5-8	.625	1	3	4	4.6	1	0	1	0	2	5	12.3
at Gonzaga	12/22/2023	*	33:20	3-10	.300	0-1	.000	1-1	1.000	2	3	5	4.6	3	0	3	0	2	7	11.8
at Nevada	12/30/2023	*	35:05	6-12	.500	0-0	.000	9-12	.750	1	7	8	4.9	1	3	2	1	0	21	12.5
Boise St.	01/06/2024	*	32:45	4-8	.500	3-4	.750	0-0	.000	0	2	2	4.7	4	2	3	0	2	11	12.4
Utah St.	01/10/2024	*	30:11	6-12	.500	2-4	.500	2-2	1.000	0	0	0	4.4	3	3	0	0	3	16	12.6
at Colorado St.	01/13/2024	*	35:37	7-11	.636	1-2	.500	2-4	.500	1	3	4	4.4	4	2	5	0	2	17	12.9
Wyoming	01/17/2024	*	37:16	8-12	.667	1-2	.500	6-8	.750	0	3	3	4.3	1	2	3	1	4	23	13.4
at UNLV	01/20/2024	*	31:43	5-16	.313	0-3	.000	0-0	.000	1	1	2	4.2	2	1	0	0	2	10	13.3
Fresno St.	01/24/2024	*	32:54	7-13	.538	0-1	.000	10-12	.833	1	3	4	4.2	2	2	0	0	1	24	13.8
at Air Force	01/27/2024	*	32:55	7-11	.636	0-0	.000	10-12	.833	0	10	10	4.4	2	2	5	0	0	24	14.3
at San Jose St.	01/31/2024	*	24:60	5-14	.357	1-5	.200	3-4	.750	1	4	5	4.5	2	2	1	0	0	14	14.3
UNLV	02/03/2024	*	37:11	11-16	.688	1-1	1.000	2-5	.400	0	3	3	4.4	2	1	0	1	1	25	14.7
Totals			23 699:47	115-273	.421	19-57	.333	90-119	.756	20	81	101	4.4	54	33	45	3	27	339	14.7

CAREER STATISTICS

				Field Goals		3-Point		F-Throws		Rebounds											Scoring	
SEASON	TEAM	GP-GS	MIN/AVG	FG-FGA	FG%	3FG-3FGA	3FG%	FT-FTA	FT%	OFF	DEF	TOT	AVG	PF-FO	A	TO	BLK	STL	PTS	AVG		
2021-22	SU	20-1	179/9.0	16-46	.348	1-9	.111	3-9	.333	3	9	12	0.6	16-0	16	13	0	7	36	1.8		
2022-23	SU	20-0	115/5.7	12-22	.545	0-2	.000	8-11	.727	4	12	16	0.8	12-0	8	9	0	7	32	1.6		
2023-24	UNM	23-23	700/30.4	115-273	.421	19-57	.333	90-119	.756	20	81	101	4.4	54-0	33	45	3	27	339	14.7		
TOTAL FOR UNM		23-23	700/30.4	115-273	.421	19-57	.333	90-119	.756	20	81	101	4.4	54-0	33	45	3	27	339	14.7		
TOTAL		63-24	994/15.8	143-341	.419	20-68	.294	101-139	.727	27	102	129	2.0	82-0	57	67	3	41	407	6.5		

TOP PERFORMANCES

Points	Season	25, UNLV (2/3)
	MW	25, UNLV (2/3)
	Career	25, UNLV (2/3)
FGM	Season	11, UNLV (2/3)
	MW	11, UNLV (2/3)
	Career	11, UNLV (2/3)
FGA	Season	20, Eastern Illinois (11/28)
	MW	16, 2x
	Career	20, Eastern Illinois (11/28)
3PT FGM	Season	4, Texas Southern (11/6)
	MW	3, Boise State (1/6)
	Career	4, Texas Southern (11/6)
3PT FGA	Season	9, Mississippi Valley (12/4)
	MW	5, San José State (1/31)
	Career	9, Mississippi Valley (12/4)
FTM	Season	10, 2x
	MW	10, 2x
	Career	10, 2x
FTA	Season	12, 3x
	MW	12, 3x
	Career	12, 3x
Reb.	Season	11, Southern Utah (12/7)
	MW	10, Air Force (1/27)
	Career	11, Southern Utah (12/7)
Asts.	Season	3, 3x
	MW	3, 2x
	Career	4, Cornell (12/8/21)
Blocks	Season	1, 3x
	MW	1, 3x
	Career	1, 3x
Steals	Season	4, Wyoming (1/17)
	MW	4, Wyoming (1/17)
	Career	4, Wyoming (1/17)
TO	Season	0, 5x
	MW	0, 4x
	Career	0, 31x
Min.	Season	40, Eastern Illinois (11/28)
	MW	37, 2x
	Career	40, Eastern Illinois (11/28)

PRODUCTION TRACKER

2023-24 Career

Double-Double	1	1
Scored 10+ pts	17	17
Scored 20+ pts	8	8
10+ reb	2	2
3+ 3-pt	3	3

#4

GIANNA MCMANAMAN

PG | 5-7 | FR | Chapel Hill, N.C. (Northwood HS)



PPG	FG %	3PT %	FT %	RPG	APG	SPG	BPG	MPG
--	--	--	--	--	--	--	--	--

NOTEWORTHY

- » Won conference championships in 2019-20, 2020-21 and 2021-22 and won a state championship in 2021-22
- » Averaged 12 ppg, 5 apg, 4 rpg and shot 43 percent from three-point range in high school
- » Is the fourth member of her family to attend UNM, joining her mother (Lia McManaman), grandfather (Robert Sanchez), grandmother (Bonnie Sanchez)
- » Majoring in exercise science

GAME-BY-GAME STATISTICS

TOP PERFORMANCES

Points	Season MW Career
FGM	Season MW Career
FGA	Season MW Career
3PT FGM	Season MW Career
3PT FGA	Season MW Career
FTM	Season MW Career
FTA	Season MW Career
Reb.	Season MW Career
Asts.	Season MW Career
Blocks	Season MW Career
Steals	Season MW Career
TO	Season MW Career
Min.	Season MW Career

PRODUCTION TRACKER

2023-24 Career

- Double-Double
- Scored 10+ pts
- Scored 20+ pts
- 10+ reb
- 3+ 3-pt

CAREER STATISTICS

#5

LARA LANGERMANN

G | 5-7 | FR | Breckerfeld, Germany (Theodor-Heuss-Gymnasium Hagen)



PPG	FG %	3PT %	FT %	RPG	APG	SPG	BPG	MPG
2.4	.281	.222	.750	1.3	0.9	0.2	0.0	17.5

NOTEWORTHY

- » Recently played for the U18 and U20 German National Team over the summer.
- » Played for VfL Viactiv AstroLadies Bochum, a Division 2 team in the Damen Basketballbundesliga, the BasketGirls Ruhr in the Weibliche Nachwuchsbundesliga (WNBL), a first German under 18 league, and for VfL Viactiv AstroLadies Bochum in the Damen Basketballbundesliga, as well as Herner TC.
- » Majoring in exercise science

TOP PERFORMANCES

Points	Season	13, San José State (1/31)
	MW	13, San José State (1/31)
	Career	13, San José State (1/31)
FGM	Season	4, San José State (1/31)
	MW	4, San José State (1/31)
	Career	4, San José State (1/31)
FGA	Season	7, 2x
	MW	5, San José State (1/31)
	Career	7, 2x
3PT FGM	Season	3, San José State (1/31)
	MW	3, San José State (1/31)
	Career	3, San José State (1/31)
3PT FGA	Season	6, Mississippi Valley (12/4)
	MW	4, 2x
	Career	6, Mississippi Valley (12/4)
FTM	Season	2, 3x
	MW	2, 2x
	Career	2, 3x
FTA	Season	3, Pepperdine (11/9)
	MW	2, 3x
	Career	3, Pepperdine (11/9)
Reb.	Season	4, UNLV (1/20)
	MW	4, UNLV (1/20)
	Career	4, UNLV (1/20)
Asts.	Season	3, Mississippi Valley (12/4)
	MW	2, 2x
	Career	3, Mississippi Valley (12/4)
Blocks	Season	
	MW	
	Career	
Steals	Season	1, 5x
	MW	1, 2x
	Career	1, 5x
TO	Season	0, 11x
	MW	0, 5x
	Career	0, 11x
Min.	Season	32, New Mexico St. (12/2)
	MW	25, San José State (1/31)
	Career	32, New Mexico St. (12/2)

GAME-BY-GAME STATISTICS

Opponent	Date	GS	MIN	Total		3-Pointers		Free throws		Rebounds				PF	A	TO	BLK	STL	PTS	AVG
				FG-FGA	PCT	3FG-3FGA	PCT	FT-FTA	PCT	OFF	DEF	TOT	AVG							
Texas Southern	11/06/2023		12:36	0-1	.000	0-1	.000	0-0	.000	0	1	1	1.0	1	0	3	0	1	0	0.0
at Pepperdine	11/09/2023		22:29	3-6	.500	2-4	.500	1-3	.333	0	3	3	2.0	1	2	0	0	1	9	4.5
Tarleton St.	11/12/2023		19:02	0-3	.000	0-2	.000	0-0	.000	1	1	2	2.0	1	0	0	0	0	0	3.0
Tex. A&M-Commerce	11/15/2023		14:53	1-2	.500	1-1	1.000	0-0	.000	0	1	1	1.8	3	1	3	0	0	3	3.0
vs Montana St.	11/23/2023		24:12	1-6	.167	0-5	.000	1-1	1.000	0	1	1	1.6	0	1	2	0	0	3	3.0
vs Georgia Tech	11/24/2023		00:35	0-0	.000	0-0	.000	0-0	.000	0	0	0	1.3	0	0	0	0	0	0	2.5
Eastern Ill.	11/28/2023		06:44	0-0	.000	0-0	.000	0-0	.000	0	0	0	1.1	0	0	0	0	0	0	2.1
New Mexico St.	12/02/2023		32:18	2-7	.286	2-5	.400	0-0	.000	0	2	2	1.3	1	1	0	0	0	6	2.6
Mississippi Val.	12/04/2023	*	31:11	1-7	.143	0-6	.000	0-0	.000	0	3	3	1.4	2	3	1	0	1	2	2.6
Southern Utah	12/07/2023	*	30:38	1-4	.250	0-0	.000	0-0	.000	0	3	3	1.6	4	2	1	0	0	2	2.5
Hampton	12/10/2023	*	29:09	2-4	.500	1-3	.333	0-0	.000	0	2	2	1.6	4	2	3	0	0	5	2.7
Western N.M.	12/17/2023		15:28	0-1	.000	0-1	.000	2-2	1.000	0	1	1	1.6	1	2	0	0	0	2	2.7
at Gonzaga	12/22/2023		20:14	0-5	.000	0-4	.000	0-0	.000	0	1	1	1.5	0	0	1	0	0	0	2.5
at Nevada	12/30/2023		12:23	1-1	1.000	0-0	.000	0-0	.000	0	0	0	1.4	0	0	0	0	0	2	2.4
Boise St.	01/06/2024		11:20	0-1	.000	0-1	.000	0-0	.000	0	1	1	1.4	0	1	1	0	0	0	2.3
Utah St.	01/10/2024		15:30	1-4	.250	1-4	.250	0-0	.000	0	1	1	1.4	1	0	2	0	0	3	2.3
at Colorado St.	01/13/2024		06:37	0-1	.000	0-1	.000	0-0	.000	1	0	1	1.4	0	0	0	0	0	0	2.2
Wyoming	01/17/2024		10:10	0-0	.000	0-0	.000	0-0	.000	0	0	0	1.3	1	1	1	0	0	0	2.1
at UNLV	01/20/2024		14:47	1-2	.500	0-1	.000	0-0	.000	0	4	4	1.4	2	1	1	0	0	2	2.1
Fresno St.	01/24/2024		13:42	0-0	.000	0-0	.000	2-2	1.000	0	1	1	1.4	2	2	0	0	0	2	2.1
at Air Force	01/27/2024		16:15	0-2	.000	0-1	.000	1-2	.500	0	0	0	1.3	0	0	0	0	0	1	2.0
at San Jose St.	01/31/2024		25:16	4-5	.800	3-4	.750	2-2	1.000	0	1	1	1.3	2	0	1	0	1	13	2.5
UNLV	02/03/2024		17:41	0-2	.000	0-1	.000	0-0	.000	0	0	0	1.3	2	2	0	0	1	0	2.4
Totals		3	403:11	18-64	.281	10-45	.222	9-12	.750	2	27	29	1.3	28	21	20	0	5	55	2.4

CAREER STATISTICS

				Field Goals		3-Point		F-Throws		Rebounds									Scoring	
SEASON	TEAM	GP-GS	MIN/AVG	FG-FGA	FG%	3FG-3FGA	3FG%	FT-FTA	FT%	OFF	DEF	TOT	AVG	PF-FO	A	TO	BLK	STL	PTS	AVG
2023-24	UNM	23-3	403/17.5	18-64	.281	10-45	.222	9-12	.750	2	27	29	1.3	28-0	21	20	0	5	55	2.4
TOTAL		23-3	403/17.5	18-64	.281	10-45	.222	9-12	.750	2	27	29	1.3	28-0	21	20	0	5	55	2.4

PRODUCTION TRACKER		
2023-24 Career		
Double-Double		
Scored 10+ pts	1	1
Scored 20+ pts		
10+ reb		
3+ 3-pt	1	1

#10

PARIS LAURO

F | 6-1 | FR | Dallas, Texas (Highland Park HS)



PPG	FG %	3PT %	FT %	RPG	APG	SPG	BPG	MPG
2.6	.447	.409	.500	1.5	0.1	0.1	0.2	7.8

NOTEWORTHY

- » Named MW Freshman of the Week on Dec. 26
- » Averaged 17.3 ppg, 8.3 rpg, 2.0 bpg her junior season and 23.6 ppg, 8.0 rpg and 1.8 bpg and was named the District 7-6A Most Valuable Player her senior season.
- » Named to the TABC 5A All-Region Team, named Offensive Player of the Year for District 13-5A and earned academic all-district her junior year
- » Majoring in exercise science

GAME-BY-GAME STATISTICS

Opponent	Date	GS	MIN	Total		3-Pointers		Free throws		Rebounds										
				FG-FGA	PCT	3FG-3FGA	PCT	FT-FTA	PCT	OFF	DEF	TOT	AVG	PF	A	TO	BLK	STL	PTS	AVG
Texas Southern	11/06/2023		01:25	0-0	.000	0-0	.000	0-0	.000	0	0	0	0.0	1	0	0	0	0	0	0.0
vs Montana St.	11/23/2023		01:30	0-0	.000	0-0	.000	0-0	.000	0	0	0	0.0	0	0	0	0	0	0	0.0
Mississippi Val.	12/04/2023		02:45	1-1	1.000	0-0	.000	0-0	.000	0	2	2	0.7	1	0	0	0	0	2	0.7
Southern Utah	12/07/2023		05:30	1-2	.500	0-0	.000	0-0	.000	0	0	0	0.5	0	0	0	1	0	2	1.0
Hampton	12/10/2023		09:26	2-2	1.000	0-0	.000	1-2	.500	2	0	2	0.8	0	0	0	0	1	5	1.8
Western N.M.	12/17/2023		19:34	5-6	.833	4-5	.800	0-0	.000	0	2	2	1.0	2	0	2	0	1	14	3.8
at Gonzaga	12/22/2023		21:44	3-8	.375	3-8	.375	0-0	.000	1	3	4	1.4	0	1	0	1	0	9	4.6
at Nevada	12/30/2023		19:09	3-6	.500	1-3	.333	0-0	.000	0	3	3	1.6	1	0	0	0	0	7	4.9
Boise St.	01/06/2024		07:49	0-2	.000	0-0	.000	0-0	.000	0	0	0	1.4	0	0	0	1	0	0	4.3
Utah St.	01/10/2024		11:22	2-7	.286	1-3	.333	0-0	.000	1	5	6	1.9	2	1	1	0	0	5	4.4
at Colorado St.	01/13/2024		10:56	0-2	.000	0-2	.000	0-0	.000	0	2	2	1.9	1	0	1	0	0	0	4.0
Wyoming	01/17/2024		01:36	0-0	.000	0-0	.000	0-0	.000	0	0	0	1.8	0	0	0	0	0	0	3.7
at UNLV	01/20/2024		02:38	0-0	.000	0-0	.000	0-0	.000	0	0	0	1.6	0	0	0	0	0	0	3.4
Fresno St.	01/24/2024		01:44	0-0	.000	0-0	.000	0-0	.000	0	0	0	1.5	0	0	0	0	0	0	3.1
at Air Force	01/27/2024		05:56	0-1	.000	0-0	.000	0-0	.000	1	0	1	1.5	0	0	1	0	0	0	2.9
at San Jose St.	01/31/2024		07:58	0-1	.000	0-1	.000	0-0	.000	0	2	2	1.5	0	0	0	1	0	0	2.8
UNLV	02/03/2024		02:05	0-0	.000	0-0	.000	0-0	.000	0	1	1	1.5	0	0	0	0	0	0	2.6
Totals		0	133:07	17-38	.447	9-22	.409	1-2	.500	5	20	25	1.5	8	2	5	4	2	44	2.6

CAREER STATISTICS

				Field Goals		3-Point		F-Throws		Rebounds										Scoring	
SEASON	TEAM	GP-GS	MIN/AVG	FG-FGA	FG%	3FG-3FGA	3FG%	FT-FTA	FT%	OFF	DEF	TOT	AVG	PF	FO	A	TO	BLK	STL	PTS	AVG
2023-24	UNM	17-0	133/7.8	17-38	.447	9-22	.409	1-2	.500	5	20	25	1.5	8-0	2	5	4	2	44	2.6	
TOTAL		17-0	133/7.8	17-38	.447	9-22	.409	1-2	.500	5	20	25	1.5	8-0	2	5	4	2	44	2.6	

TOP PERFORMANCES

Points	Season	14, Western N.M. (12/17)
	MW	7, Nevada (12/30)
	Career	14, Western N.M. (12/17)
FGM	Season	5, Western N.M. (12/17)
	MW	3, Nevada (12/30)
	Career	5, Western N.M. (12/17)
FGA	Season	8, Gonzaga (12/22)
	MW	7, Utah State (1/10)
	Career	8, Gonzaga (12/22)
3PT FGM	Season	4, Western N.M. (12/17)
	MW	1, 2x
	Career	4, Western N.M. (12/17)
3PT FGA	Season	8, Gonzaga (12/22)
	MW	3, 2x
	Career	8, Gonzaga (12/22)
FTM	Season	1, Hampton (12/10)
	MW	
	Career	1, Hampton (12/10)
FTA	Season	2, Hampton (12/10)
	MW	
	Career	2, Hampton (12/10)
Reb.	Season	6, Utah State (1/10)
	MW	6, Utah State (1/10)
	Career	6, Utah State (1/10)
Asts.	Season	1, 2x
	MW	1, Utah State (1/10)
	Career	1, 2x
Blocks	Season	1, 3x
	MW	1, Boise State (1/6)
	Career	1, 3x
Steals	Season	1, 2x
	MW	
	Career	1, 2x
TO	Season	0, 13x
	MW	0, 7x
	Career	0, 13x
Min.	Season	21, Gonzaga (12/22)
	MW	19, Nevada (12/30)
	Career	21, Gonzaga (12/22)

PRODUCTION TRACKER

2023-24 Career

Double-Double		
Scored 10+ pts	1	1
Scored 20+ pts		
10+ reb		
3+ 3-pt	2	2

#12

ANIYAH AUGMON

G | 5-8 | JR | San José, Calif. (Woodside Priory School)



PPG	FG %	3PT %	FT %	RPG	APG	SPG	BPG	MPG
12.7	.415	.213	.645	5.5	4.0	2.5	0.2	33.5

NOTEWORTHY

- » Named Mountain West Player of the Week on Jan. 22
- » 8 steals at Pepperdine tied for the second most by a Lobo in program history, which was last done on Feb. 8, 1998.
- » 26 games with multiple steals (14 this season) and 44 games with a steal in her 3 years
- » Leads the MW with 26 steals in conference games and at 2.6 per game and leads overall with 2.5 per game
- » Scored in double figures 18 times this season, including last 10 and 11 of last 12 games
- » UNM is 13-5 when Augmon reaches double figures this season
- » Averaged 21.2 minutes per game, 7.1 points per game, 4.4 rebounds per game, 1.9 assists per game, 0.7 steals per game, 0.2 blocks per game and shot 44.0% from the floor last season
- » Scored in double figures in 8 conference games
- » Career-high 18 points against UNLV after having a then-career-high 11 against Nevada
- » Perfect 3-3 from three at UNLV, perfect 6-6 from free-throw line against Boise State
- » First career double-double at UNLV with a team-high 18 points and team-high 10 rebounds. Second came at Utah State with 12 points and career-high 13 rebounds and third came at Air Force with team-high 17 points and team-high 11 rebounds
- » 10 or more rebounds in 4 games
- » Played in 33 games with 1 start (at Houston) as a freshman
- » Liberal arts major

GAME-BY-GAME STATISTICS

Opponent	Date	GS	MIN	Total		3-Pointers		Free throws		Rebounds													
				FG-FGA	PCT	3FG-3FGA	PCT	FT-FTA	PCT	OFF	DEF	TOT	AVG	PF	A	TO	BLK	STL	PTS	AVG			
Texas Southern	11/06/2023	*	30:37	7-11	.636	1-2	.500	2-2	1.000	0	6	6	6.0	0	6	5	0	0	17	17.0			
at Pepperdine	11/09/2023	*	36:40	7-17	.412	0-3	.000	2-4	.500	1	8	9	7.5	2	3	4	0	8	16	16.5			
Tarleton St.	11/12/2023	*	26:47	1-6	.167	0-1	.000	0-0	.000	0	3	3	6.0	3	5	3	1	3	2	11.7			
Tex. A&M-Commerce	11/15/2023	*	35:35	6-11	.545	0-1	.000	4-4	1.000	2	2	4	5.5	2	2	5	0	0	16	12.8			
vs Montana St.	11/23/2023	*	36:27	5-11	.455	0-1	.000	1-2	.500	2	4	6	5.6	1	5	6	0	2	11	12.4			
vs Georgia Tech	11/24/2023	*	33:02	6-16	.375	0-4	.000	5-8	.625	0	4	4	5.3	2	4	6	0	4	17	13.2			
Eastern Ill.	11/28/2023	*	44:10	4-16	.250	1-5	.200	1-2	.500	3	5	8	5.7	1	6	6	2	3	10	12.7			
New Mexico St.	12/02/2023	*	34:12	3-10	.300	0-3	.000	4-5	.800	2	4	6	5.8	2	3	5	0	5	10	12.4			
Mississippi Val.	12/04/2023	*	22:13	3-8	.375	1-4	.250	0-4	.000	2	2	4	5.6	2	2	1	1	0	7	11.8			
Southern Utah	12/07/2023	*	22:43	1-6	.167	0-1	.000	2-6	.333	0	3	3	5.3	1	0	4	0	0	4	11.0			
Hampton	12/10/2023	*	33:19	4-9	.444	3-5	.600	0-0	.000	2	7	9	5.6	3	4	3	0	3	11	11.0			
at Gonzaga	12/22/2023	*	32:28	3-7	.429	0-2	.000	2-2	1.000	3	4	7	5.8	2	6	1	0	0	8	10.8			
at Nevada	12/30/2023	*	32:02	6-8	.750	0-1	.000	2-4	.500	0	4	4	5.6	2	2	3	0	0	14	11.0			
Boise St.	01/06/2024	*	35:47	6-13	.462	1-4	.250	2-2	1.000	1	4	5	5.6	1	5	3	0	2	15	11.3			
Utah St.	01/10/2024	*	35:20	4-9	.444	1-3	.333	4-6	.667	2	4	6	5.6	2	10	2	0	3	13	11.4			
at Colorado St.	01/13/2024	*	35:48	6-17	.353	1-5	.200	2-2	1.000	1	5	6	5.6	3	6	7	0	4	15	11.6			
Wyoming	01/17/2024	*	35:44	6-11	.545	1-2	.500	9-13	.692	0	4	4	5.5	3	1	5	0	5	22	12.2			
at UNLV	01/20/2024	*	35:57	5-13	.385	1-4	.250	4-5	.800	2	5	7	5.6	1	7	4	0	4	15	12.4			
Fresno St.	01/24/2024	*	35:23	5-9	.556	0-1	.000	8-10	.800	0	5	5	5.6	2	1	2	0	3	18	12.7			
at Air Force	01/27/2024	*	32:33	3-8	.375	0-0	.000	4-6	.667	1	8	9	5.8	2	1	3	0	0	10	12.6			
at San Jose St.	01/31/2024	*	34:55	5-14	.357	1-4	.250	2-3	.667	0	3	3	5.6	0	6	6	0	1	13	12.6			
UNLV	02/03/2024	*	34:52	7-18	.389	1-5	.200	0-3	.000	0	4	4	5.5	2	2	4	0	4	15	12.7			
Totals		22	736:35	103-248	.415	13-61	.213	60-93	.645	24	98	122	5.5	39	87	88	4	54	279	12.7			

CAREER STATISTICS

				Field Goals		3-Point		F-Throws		Rebounds										Scoring	
SEASON	TEAM	GP-GS	MIN/AVG	FG-FGA	FG%	3FG-3FGA	3FG%	FT-FTA	FT%	OFF	DEF	TOT	AVG	PF-FO	A	TO	BLK	STL	PTS	AVG	
2021-22	UNM	33-1	312/9.5	15-35	.429	1-9	.111	15-23	.652	17	46	63	1.9	31-0	21	27	1	24	46	1.4	
2022-23	UNM	31-2	657/21.2	77-175	.440	11-37	.297	54-77	.701	49	86	135	4.4	63-1	60	74	6	23	219	7.1	
2023-24	UNM	22-22	737/33.5	103-248	.415	13-61	.213	60-93	.645	24	98	122	5.5	39-0	87	88	4	54	279	12.7	
TOTAL		86-25	1706/19.8	195-458	.426	25-107	.234	129-193	.668	90	230	320	3.7	133-1	168	189	11	101	544	6.3	

TOP PERFORMANCES

Points	Season	22, Wyoming (1/17)
	MW	22, Wyoming (1/17)
	Career	22, Wyoming (1/17)
FGM	Season	7, 3x
	MW	7, 2x
	Career	7, 4x
FGA	Season	18, UNLV (2/3)
	MW	18, UNLV (2/3)
	Career	18, UNLV (2/3)
3PT FGM	Season	3, Hampton (12/10)
	MW	3, UNLV (1/14/23)
	Career	3, 2x
3PT FGA	Season	5, 4x
	MW	5, 2x
	Career	5, 4x
FTM	Season	9, Wyoming (1/17)
	MW	9, Wyoming (1/17)
	Career	9, Wyoming (1/17)
FTA	Season	13, Wyoming (1/17)
	MW	13, Wyoming (1/17)
	Career	13, Wyoming (1/17)
Reb.	Season	9, 2x
	MW	13, Utah State (1/28/23)
	Career	13, Utah State (1/28/23)
Asts.	Season	10, Utah State (1/10)
	MW	10, Utah State (1/10)
	Career	10, Utah State (1/10)
Blocks	Season	2, Eastern Illinois (11/28)
	MW	1, 5x
	Career	2, Eastern Illinois (11/28)
Steals	Season	8, Pepperdine (11/9)
	MW	5, Wyoming (1/17)
	Career	8, Pepperdine (11/9)
TO	Season	1, 2x
	MW	0, 13x
	Career	0, done 15x
Min.	Season	44, Eastern Illinois (11/28)
	MW	35, 6x
	Career	44, Eastern Illinois (11/28)

PRODUCTION TRACKER

2023-24 Career

Double-Double	1	4
Scored 10+ pts	18	25
Scored 20+ pts	1	1
10+ reb		5
3+ 3-pt	1	2

#14

HULDA JOAQUIM

F | 6-1 | SR | Maputo, Mozambique (Seward County CC)



PPG	FG %	3PT %	FT %	RPG	APG	SPG	BPG	MPG
1.7	.320	.375	.600	3.3	0.5	0.2	0.2	12.6

NOTEWORTHY

- » Second season with the Lobos
- » Averaged 6.2 minutes per game, 2.2 points per game, 1.4 rebounds per game, 0.3 steals per game and 0.5 blocks per game last season, playing in 13 games.
- » Scored a season-high nine points against Western New Mexico, while also having season-high three steals, two blocks and six rebounds
- » Majoring in business administration

GAME-BY-GAME STATISTICS

Opponent	Date	GS	MIN	Total		3-Pointers		Free throws		Rebounds				PF	A	TO	BLK	STL	PTS	AVG
				FG-FGA	PCT	3FG-3FGA	PCT	FT-FTA	PCT	OFF	DEF	TOT	AVG							
Texas Southern	11/06/2023		09:30	1-4	.250	0-0	.000	0-0	.000	3	2	5	5.0	0	0	1	0	1	2	2.0
at Pepperdine	11/09/2023		13:29	2-3	.667	0-0	.000	0-0	.000	2	0	2	3.5	1	0	0	0	0	4	3.0
Tarleton St.	11/12/2023		23:11	3-4	.750	0-0	.000	0-0	.000	3	3	6	4.3	2	2	2	0	0	6	4.0
Tex. A&M-Commerce	11/15/2023		07:49	0-0	.000	0-0	.000	0-0	.000	1	2	3	4.0	0	0	0	0	0	0	3.0
vs Montana St.	11/23/2023		14:04	0-0	.000	0-0	.000	1-3	.333	2	1	3	3.8	0	0	0	0	1	1	2.6
vs Georgia Tech	11/24/2023		15:17	0-1	.000	0-0	.000	0-0	.000	2	2	4	3.8	0	0	0	0	0	0	2.2
Eastern Ill.	11/28/2023		13:56	0-2	.000	0-0	.000	2-2	1.000	1	2	3	3.7	2	0	1	0	0	2	2.1
New Mexico St.	12/02/2023		13:17	1-3	.333	0-0	.000	0-0	.000	3	4	7	4.1	2	1	0	0	0	2	2.1
Mississippi Val.	12/04/2023		11:06	0-4	.000	0-0	.000	0-0	.000	3	3	6	4.3	0	2	0	0	0	0	1.9
Southern Utah	12/07/2023		07:30	0-2	.000	0-0	.000	0-0	.000	1	0	1	4.0	0	0	0	0	1	0	1.7
Hampton	12/10/2023		01:05	0-1	.000	0-0	.000	0-0	.000	0	0	0	3.6	0	0	0	0	0	0	1.5
Western N.M.	12/17/2023		16:26	1-3	.333	0-1	.000	0-0	.000	1	5	6	3.8	0	4	2	1	0	2	1.6
at Gonzaga	12/22/2023		00:14	0-0	.000	0-0	.000	0-0	.000	0	0	0	3.5	0	0	0	0	0	0	1.5
Boise St.	01/06/2024		01:01	0-0	.000	0-0	.000	0-0	.000	1	0	1	3.4	0	0	0	0	0	0	1.4
Utah St.	01/10/2024		07:04	0-5	.000	0-0	.000	0-0	.000	2	3	5	3.5	0	0	0	1	0	0	1.3
at Colorado St.	01/13/2024		09:13	0-1	.000	0-0	.000	0-0	.000	0	1	1	3.3	1	1	1	0	0	0	1.2
Wyoming	01/17/2024		15:32	2-4	.500	1-2	.500	0-0	.000	1	2	3	3.3	2	0	0	0	0	5	1.4
at UNLV	01/20/2024		25:35	3-4	.750	2-3	.667	0-0	.000	2	2	4	3.3	1	0	0	0	1	8	1.8
Fresno St.	01/24/2024		26:50	1-4	.250	0-1	.000	0-0	.000	1	2	3	3.3	2	0	0	1	0	2	1.8
at Air Force	01/27/2024		11:39	1-2	.500	0-0	.000	0-0	.000	2	0	2	3.3	2	1	1	1	0	2	1.8
at San Jose St.	01/31/2024		14:22	1-1	1.000	0-0	.000	0-0	.000	0	1	1	3.1	2	0	1	0	0	2	1.8
UNLV	02/03/2024		20:05	0-2	.000	0-1	.000	0-0	.000	1	6	7	3.3	4	1	0	0	0	0	1.7
Totals		0	278:15	16-50	.320	3-8	.375	3-5	.600	32	41	73	3.3	21	12	9	4	4	38	1.7

CAREER STATISTICS

				Field Goals		3-Point		F-Throws		Rebounds										Scoring	
SEASON	TEAM	GP-GS	MIN/AVG	FG-FGA	FG%	3FG-3FGA	3FG%	FT-FTA	FT%	OFF	DEF	TOT	AVG	PF-FO	A	TO	BLK	STL	PTS	AVG	
2022-23	UNM	13-0	80/6.2	11-26	.423	2-6	.333	4-6	.667	9	9	18	1.4	2-0	3	3	6	4	28	2.2	
2023-24	UNM	22-0	278/12.6	16-50	.320	3-8	.375	3-5	.600	32	41	73	3.3	21-0	12	9	4	4	38	1.7	
TOTAL		35-0	359/10.2	27-76	.355	5-14	.357	7-11	.636	41	50	91	2.6	23-0	15	12	10	8	66	1.9	

TOP PERFORMANCES

Points	Season	8, UNLV (1/20)
	MW	8, UNLV (1/20)
	Career	9, Western N.M. (11/22/22)
FGM	Season	3, 2x
	MW	3, UNLV (1/20)
	Career	4, Western N.M. (11/22/22)
FGA	Season	5, Utah State (1/10)
	MW	5, 2x
	Career	9, Western N.M. (11/22/22)
3PT FGM	Season	2, UNLV (1/20)
	MW	2, UNLV (1/20)
	Career	2, UNLV (1/20)
3PT FGA	Season	3, UNLV (1/20)
	MW	3, UNLV (1/20)
	Career	3, UNLV (1/20)
FTM	Season	2, Eastern Illinois (11/28)
	MW	1, UNLV (1/14/23)
	Career	2, 2x
FTA	Season	3, Montana State (11/23)
	MW	2, UNLV (1/14/23)
	Career	3, Montana State (11/23)
Reb.	Season	7, 2x
	MW	7, UNLV (2/3)
	Career	7, 2x
Asts.	Season	4, Western N.M. (12/17)
	MW	1, 5x
	Career	4, Western N.M. (12/17)
Blocks	Season	1, 4x
	MW	2, Utah State (2/25/23)
	Career	2, 2x
Steals	Season	1, 4x
	MW	1, 2x
	Career	3, Western N.M. (11/22/22)
TO	Season	0, 15x
	MW	0, 12x
	Career	0, 26x
Min.	Season	26, Fresno State (1/24)
	MW	26, Fresno State (1/24)
	Career	26, Fresno State (1/24)

PRODUCTION TRACKER

2023-24 Career

- Double-Double
- Scored 10+ pts
- Scored 20+ pts
- 10+ reb
- 3+ 3-pt

#15

JAELYN BATES

PG | 5-7 | SO | Albuquerque, N.M. (Volcano Vista HS)



PPG	FG %	3PT %	FT %	RPG	APG	SPG	BPG	MPG
2.6	.259	.238	.500	1.1	1.4	0.5	0.0	10.8

NOTEWORTHY

- » Averaged 10.1 minutes per game, 3.1 points per game, 1.3 assists per game, 0.4 steals per game, playing in 22 games last season
- » Scored in double figures in 4 games last season
- » Perfect 4-4 from 3 against S. Carolina State
- » 7 games with multiple assists, 8 games with at least 1 steal

- » Won back-to-back District 1-5A championships and won the 2019 and 2020 1-5A District tournament
- » Named first team all-district, first team all-metro, second team all-state, was named the District Tournament Player of the Game, District 1-5A Player of the Year and was named the Volcano Vista Winter Sports Female Athlete of the Year in 2019
- » Biochemistry major

GAME-BY-GAME STATISTICS

Opponent	Date	GS	MIN	Total		3-Pointers		Free throws		Rebounds				PF	A	TO	BLK	STL	PTS	AVG
				FG-FGA	PCT	3FG-3FGA	PCT	FT-FTA	PCT	OFF	DEF	TOT	AVG							
vs Montana St.	11/23/2023		03:33	1-1	1.000	1-1	1.000	0-0	.000	0	0	0	0.0	1	0	1	0	0	3	3.0
Mississippi Val.	12/04/2023		14:37	2-6	.333	1-4	.250	0-0	.000	0	0	0	0.0	2	2	1	0	2	5	4.0
Southern Utah	12/07/2023		21:27	1-3	.333	1-3	.333	0-0	.000	0	2	2	0.7	0	3	1	0	0	3	3.7
Hampton	12/10/2023		23:26	1-9	.111	1-8	.125	0-0	.000	1	5	6	2.0	2	4	1	0	2	3	3.5
Western N.M.	12/17/2023		16:42	2-6	.333	1-4	.250	2-4	.500	0	0	0	1.6	0	2	1	0	0	7	4.2
Utah St.	01/10/2024		04:40	0-2	.000	0-1	.000	0-0	.000	1	0	1	1.5	0	0	1	0	0	0	3.5
at Air Force	01/27/2024		00:07	0-0	.000	0-0	.000	0-0	.000	0	0	0	1.3	0	0	1	0	0	0	3.0
at San Jose St.	01/31/2024		02:05	0-0	.000	0-0	.000	0-0	.000	0	0	0	1.1	0	0	1	0	0	0	2.6
Totals			0 86:37	7-27	.259	5-21	.238	2-4	.500	2	7	9	1.1	5	11	8	0	4	21	2.6

TOP PERFORMANCES

Points	Season	7, Western N.M. (12/17)
	MW	11, Utah State (2/25/23)
	Career	16, SCSU (12/29/22)
FGM	Season	2, 2x
	MW	4, Utah State (2/25/23)
	Career	6, SCSU (12/29/22)
FGA	Season	9, Hampton (12/10)
	MW	6, Utah State (2/25/23)
	Career	15, Southern Utah (11/7/23)
3PT FGM	Season	1, 5x
	MW	3, Utah State (2/25/23)
	Career	4, SCSU (12/29/22)
3PT FGA	Season	8, Hampton (12/10)
	MW	5, Utah State (2/25/23)
	Career	9, Southern Utah (11/7/23)
FTM	Season	2, Western N.M. (12/17)
	MW	1, UNLV (1/14/23)
	Career	2, Western N.M. (12/17)
FTA	Season	4, Western N.M. (12/17)
	MW	2, 2x
	Career	4, Western N.M. (12/17)
Reb.	Season	6, Hampton (12/10)
	MW	3, UNLV (1/14/23)
	Career	6, Hampton (12/10)
Asts.	Season	4, Hampton (12/10)
	MW	3, 2x
	Career	8, Western N.M. (11/22/22)
Blocks	Season	
	MW	2, Utah State (2/25/23)
	Career	2, Utah State (2/25/23)
Steals	Season	2, 2x
	MW	1, 2x
	Career	2, 3x
TO	Season	1, 8x
	MW	0, 6x
	Career	0, 9x
Min.	Season	23, Hampton (12/10)
	MW	17, Wyoming (1/5/23)
	Career	33, Western N.M. (11/22/22)

PRODUCTION TRACKER

2023-24 Career

Double-Double	
Scored 10+ pts	4
Scored 20+ pts	
10+ reb	
3+ 3-pt	2

CAREER STATISTICS

				Field Goals		3-Point		F-Throws		Rebounds				Scoring						
SEASON	TEAM	GP-GS	MIN/AVG	FG-FGA	FG%	3FG-3FGA	3FG%	FT-FTA	FT%	OFF	DEF	TOT	AVG	PF-FO	A	TO	BLK	STL	PTS	AVG
2022-23	UNM	22-1	222/10.1	27-67	.403	13-41	.317	2-7	.286	1	19	20	0.9	15-0	29	21	3	9	69	3.1
2023-24	UNM	8-0	87/10.8	7-27	.259	5-21	.238	2-4	.500	2	7	9	1.1	5-0	11	8	0	4	21	2.6
TOTAL		30-1	308/10.3	34-94	.362	18-62	.290	4-11	.364	3	26	29	1.0	20-0	40	29	3	13	90	3.0

#21

MACKENZIE CURTIS

G | 5-10 | R-SO | Lakeside, Calif. (El Capitan HS)



PPG	FG %	3PT %	FT %	RPG	APG	SPG	BPG	MPG
2.1	.294	.308	.833	0.6	0.4	0.2	0.1	6.3

NOTEWORTHY

- REDSHIRTED LAST SEASON
- » Finished in double figures in first college appearance
 - » Played in 21 games, and averaged 5.9 minutes per game freshman season.
 - » Scored in six games with a season-high 12 points and two assists against Northern New Mexico with season-high three, three-pointers
 - » Averaged 22.2 points, 9.5 rebounds, 3.3 assists, 3.5 steals and 1.0 blocks per game in high school
 - » Four-time team MVP, three-time league MVP, four-time San Diego Union Tribune Scholar-Athlete
 - » Named First-Team All-CIF in 2020 and Second Team All-CIF in 2019
 - » No. 1 scorer in San Diego for two years and No. 3 in California for scoring in the class of 2021
 - » Education major

GAME-BY-GAME STATISTICS

Opponent	Date	GS	MIN	Total		3-Pointers		Free throws		Rebounds											
				FG-FGA	PCT	3FG-3FGA	PCT	FT-FTA	PCT	OFF	DEF	TOT	AVG	PF	A	TO	BLK	STL	PTS	AVG	
at Nevada	12/30/2023	*	35:12	6-11	.545	1-3	.333	4-5	.800	0	5	5	5.0	1	1	4	0	1	17	17.0	
Boise St.	01/06/2024	*	35:55	3-11	.273	2-5	.400	3-4	.750	0	5	5	5.0	0	3	2	0	0	11	14.0	
Utah St.	01/10/2024	*	24:09	3-10	.300	1-5	.200	0-0	.000	0	5	5	5.0	1	4	0	0	3	7	11.7	
at Colorado St.	01/13/2024	*	35:33	2-7	.286	0-4	.000	1-2	.500	2	3	5	5.0	0	1	0	0	1	5	10.0	
Wyoming	01/17/2024	*	38:24	4-9	.444	0-0	.000	4-5	.800	1	2	3	4.6	1	0	1	2	1	12	10.4	
at UNLV	01/20/2024	*	37:22	3-13	.231	1-6	.167	0-0	.000	0	6	6	4.8	3	1	5	1	1	7	9.8	
Fresno St.	01/24/2024	*	38:16	8-11	.727	4-4	1.000	0-0	.000	1	7	8	5.3	1	3	3	2	1	20	11.3	
at Air Force	01/27/2024	*	34:05	4-8	.500	1-3	.333	3-3	1.000	1	5	6	5.4	1	0	2	0	1	12	11.4	
at San Jose St.	01/31/2024	*	32:02	3-7	.429	2-5	.400	1-2	.500	1	4	5	5.3	2	2	2	0	2	9	11.1	
UNLV	02/03/2024	*	31:15	1-8	.125	0-3	.000	0-2	.000	0	4	4	5.2	2	1	3	0	2	2	10.2	
Totals		10	342:12	37-95	.389	12-38	.316	16-23	.696	6	46	52	5.2	12	16	22	5	13	102	10.2	

TOP PERFORMANCES

Points	Season	11, Hampton (12/10)
	MW	3, Utah State (2/16/22)
	Career	12, N. N.M. (11/12/21)
FGM	Season	3, Hampton (12/10)
	MW	1, 2x
	Career	3, 2x
FGA	Season	11, Hampton (12/10)
	MW	4, Boise State (2/19/22)
	Career	11, Hampton (12/10)
3PT FGM	Season	3, Hampton (12/10)
	MW	1, Utah State (2/16/22)
	Career	3, 2x
3PT FGA	Season	10, Hampton (12/10)
	MW	2, Utah State (2/16/22)
	Career	10, Hampton (12/10)
FTM	Season	2, 2x
	MW	1, Utah State (2/16/22)
	Career	3, N. N.M. (11/12/21)
FTA	Season	2, 3x
	MW	2, 2x
	Career	4, N. N.M. (11/12/21)
Reb.	Season	2, Southern Utah (12/7)
	MW	1, 4x
	Career	3, 2x
Asts.	Season	4, Hampton (12/10)
	MW	1, 3x
	Career	4, Hampton (12/10)
Blocks	Season	1, Mississippi Valley (12/4)
	MW	
	Career	1, Mississippi Valley (12/4)
Steals	Season	1, 2x
	MW	1, Utah State (1/6/22)
	Career	1, 3x
TO	Season	0, 4x
	MW	0, 13x
	Career	0, 16x
Min.	Season	21, Hampton (12/10)
	MW	11, Colorado St. (1/15/22)
	Career	21, Hampton (12/10)

PRODUCTION TRACKER

2023-24 Career

Double-Double		
Scored 10+ pts	1	2
Scored 20+ pts		
10+ reb		
3+ 3-pt	1	2

CAREER STATISTICS

				Field Goals		3-Point		F-Throws		Rebounds									Scoring	
SEASON	TEAM	GP-GS	MIN/AVG	FG-FGA	FG%	3FG-3FGA	3FG%	FT-FTA	FT%	OFF	DEF	TOT	AVG	PF-FO	A	TO	BLK	STL	PTS	AVG
2021-22	UNM	21-0	123/5.9	7-36	.194	5-25	.200	5-6	.833	1	9	10	0.5	16-0	6	7	0	1	24	1.1
2023-24	UNM	9-0	57/6.3	5-17	.294	4-13	.308	5-6	.833	1	4	5	0.6	2-0	4	6	1	2	19	2.1
TOTAL		30-0	180/6.0	12-53	.226	9-38	.237	10-12	.833	2	13	15	0.5	18-0	10	13	1	3	43	1.4

#22

CHARLOTTE KOHL

C | 6-5 | GR | Giessen, Germany (Mississippi State)



PPG	FG %	3PT %	FT %	RPG	APG	SPG	BPG	MPG
7.0	.484	.222	.656	7.5	0.5	0.5	1.8	24.2

NOTEWORTHY

- » First year with the Lobos after graduating from Mississippi State. Has two years of eligibility remaining.
- » First Lobo with 20 rebounds in a game since Nov. 15, 2016 (Richelle van der Keijl (20))
- » First Lobo with multiple 20 rebound games in a season since Carol Moreland (1978)
- » 20 games with a block, including 19 of last 20 games, 12 games with multiple blocks, 3 games with 4 or more blocks
- » UNM is 5-1 when Kohl scores in double figures
- » Played in 55 games with 14 starts at MSU
- » Averaged 2.4 points, 3.2 rebounds and 0.8 blocks per game while shooting a team-high .537 from the field her sophomore season
- » First career double-double was against Arkansas with 10 points and 18 rebounds during her sophomore season.
- » Graduated with a degree in psychology

GAME-BY-GAME STATISTICS

Opponent	Date	GS	MIN	Total		3-Pointers		Free throws		Rebounds				PF	A	TO	BLK	STL	PTS	AVG
				FG-FGA	PCT	3FG-3FGA	PCT	FT-FTA	PCT	OFF	DEF	TOT	AVG							
Texas Southern	11/06/2023	*	25:51	2-6	.333	0-0	.000	2-2	1.000	3	6	9	9.0	1	1	2	3	1	6	6.0
at Pepperdine	11/09/2023	*	26:31	3-6	.500	0-0	.000	1-2	.500	5	1	6	7.5	3	0	4	0	0	7	6.5
Tarleton St.	11/12/2023	*	15:34	2-4	.500	0-0	.000	2-2	1.000	1	4	5	6.7	4	3	1	0	1	6	6.3
Tex. A&M-Commerce	11/15/2023	*	32:11	6-11	.545	0-1	.000	2-3	.667	10	10	20	10.0	1	1	0	4	0	14	8.3
vs Montana St.	11/23/2023	*	24:39	0-4	.000	0-0	.000	0-0	.000	4	3	7	9.4	5	0	4	2	1	0	6.6
vs Georgia Tech	11/24/2023	*	24:43	4-5	.800	0-0	.000	0-1	.000	0	3	3	8.3	4	0	1	1	1	8	6.8
Eastern Ill.	11/28/2023	*	31:04	3-5	.600	1-1	1.000	2-3	.667	3	3	6	8.0	4	0	0	2	0	9	7.1
New Mexico St.	12/02/2023	*	24:59	6-11	.545	0-0	.000	3-4	.750	7	6	13	8.6	3	0	0	4	0	15	8.1
Mississippi Val.	12/04/2023	*	26:09	7-9	.778	0-0	.000	2-2	1.000	7	13	20	9.9	1	0	1	5	0	16	9.0
Southern Utah	12/07/2023	*	25:19	5-10	.500	0-0	.000	2-3	.667	4	2	6	9.5	0	1	2	1	1	12	9.3
Hampton	12/10/2023	*	30:34	3-5	.600	0-0	.000	8-12	.667	2	4	6	9.2	3	0	0	1	0	14	9.7
Western N.M.	12/17/2023	*	21:46	4-7	.571	0-0	.000	0-2	.000	3	3	6	8.9	2	2	0	2	3	8	9.6
at Gonzaga	12/22/2023	*	10:47	1-3	.333	0-0	.000	0-0	.000	1	1	2	8.4	5	0	1	1	0	2	9.0
at Nevada	12/30/2023	*	26:09	0-3	.000	0-0	.000	1-2	.500	1	5	6	8.2	4	2	0	1	0	1	8.4
Boise St.	01/06/2024	*	28:48	3-5	.600	0-1	.000	3-4	.750	2	8	10	8.3	1	0	2	2	0	9	8.5
Utah St.	01/10/2024	*	30:14	2-7	.286	0-0	.000	1-3	.333	3	2	5	8.1	3	0	0	2	3	5	8.3
at Colorado St.	01/13/2024	*	24:18	3-8	.375	1-3	.333	1-3	.333	1	7	8	8.1	1	0	1	3	0	8	8.2
Wyoming	01/17/2024	*	24:28	0-0	.000	0-0	.000	2-2	1.000	1	4	5	7.9	4	0	3	2	0	2	7.9
at UNLV	01/20/2024	*	14:25	2-2	1.000	0-0	.000	1-2	.500	3	1	4	7.7	4	1	0	1	0	5	7.7
Fresno St.	01/24/2024	*	13:10	1-4	.250	0-0	.000	0-0	.000	1	0	1	7.4	0	0	2	0	0	2	7.5
at Air Force	01/27/2024	*	28:21	2-2	1.000	0-0	.000	6-7	.857	7	6	13	7.7	3	0	6	2	0	10	7.6
at San Jose St.	01/31/2024	*	25:38	0-3	.000	0-1	.000	1-2	.500	2	5	7	7.6	3	0	1	1	1	1	7.3
UNLV	02/03/2024	*	19:55	1-4	.250	0-2	.000	0-0	.000	0	4	4	7.5	2	0	0	1	0	2	7.0
Totals		23	555:33	60-124	.484	2-9	.222	40-61	.656	71	101	172	7.5	61	11	31	41	12	162	7.0

CAREER STATISTICS

SEASON	TEAM	GP-GS	MIN/AVG	Field Goals		3-Point		F-Throws		Rebounds				Scoring	
				FG-FGA	FG%	3FG-3FGA	3FG%	FT-FTA	FT%	OFF	DEF	TOT	AVG	PF-FO	PTS AVG
2020-21	MSU	5-0	27/5.4	1-7	.143	0-2	.000	2-4	.500	3	2	5	1.0	4-0	4
2021-22	MSU	29-11	396/13.7	29-54	.537	0-5	.000	13-29	.448	45	49	94	3.2	50-1	71
2022-23	MSU	21-3	138/6.6	10-27	.370	0-0	.000	4-9	.444	6	14	20	1.0	26-0	24
2023-24	UNM	23-23	556/24.2	60-124	.484	2-9	.222	40-61	.656	71	101	172	7.5	61-2	162
TOTAL FOR UNM	23-23	556/24.2	60-124	.484	2-9	.222	40-61	.656	.573	71	101	172	7.5	61-2	162
TOTAL	78-37	1117/14.3	100-212	.472	2-16	.125	59-103	.573	.573	125	166	291	3.7	141-3	261

TOP PERFORMANCES

Points	Season	16, Mississippi Valley (12/4)
	MW	10, Air Force (1/27)
	Career	16, Mississippi Valley (12/4)
FGM	Season	7, Mississippi Valley (12/4)
	MW	3, 2x
	Career	7, Mississippi Valley (12/4)
FGA	Season	11, 2x
	MW	8, Colorado State (1/13)
	Career	11, 2x
3PT FGM	Season	1, 2x
	MW	1, Colorado State (1/13)
	Career	1, 2x
3PT FGA	Season	3, Colorado State (1/13)
	MW	3, Colorado State (1/13)
	Career	3, Colorado State (1/13)
FTM	Season	8, Hampton (12/10)
	MW	6, Air Force (1/27)
	Career	8, Hampton (12/10)
FTA	Season	12, Hampton (12/10)
	MW	7, Air Force (1/27)
	Career	12, Hampton (12/10)
Reb.	Season	20, 2x
	MW	13, Air Force (1/27)
	Career	20, 2x
Asts.	Season	3, Tarleton St. (11/12)
	MW	2, Nevada (12/30)
	Career	3, Tarleton St. (11/12)
Blocks	Season	5, Mississippi Valley (12/4)
	MW	3, Colorado State (1/13)
	Career	5, Mississippi Valley (12/4)
Steals	Season	3, 2x
	MW	3, Utah State (1/10)
	Career	3, 2x
TO	Season	0, 9x
	MW	0, 4x
	Career	0, 40x
Min.	Season	32, Texas A&M-Com.(11/15)
	MW	30, Utah State (1/10)
	Career	34, Kentucky (2/15/22)

PRODUCTION TRACKER

2023-24 Career

Double-Double	4	5
Scored 10+ pts	6	7
Scored 20+ pts		
10+ reb	5	7
3+ 3-pt		

#30

PAULA REUS

F | 6-1 | JR | Palma de Mallorca, Spain (IES Joaquim Blume)



PPG	FG %	3PT %	FT %	RPG	APG	SPG	BPG	MPG
11.3	.405	.300	.714	5.8	1.9	1.1	0.5	32.5

NOTEWORTHY

- » Mountain West All-Freshman Team
- » MW Freshman of the Week Jan. 24, 2022 and Feb. 21, 2022
- » Scored in double figures in 13 games, at least 1 steal in 14 of last 15 games
- » UNM 11-2 when Reus reaches double figures this season
- » Played in 33 games with 22 starts and averaged 24.8 minutes per game, 8.0 points per game, 4.3 rebounds per game, 1.8 assists per game, 0.7 steals per game and 0.4 blocks per game last season
- » First career double-double against New Mexico State (11 pts, 10 reb.) last season
- » 13 games scoring in double figures, at least 1 steal in 17 games, 11 games with at least 1 block, 14 games with multiple assists
- » 8 games scoring double figures freshman season
- » Team-high 15 points at No. 6 Arizona, making her first seven shots of the game
- » At least 1 steal in 17 games, 1 block in 10 games. Multiple steals in 5 games, multiple blocks in 4 games
- » Played on the U16 Spanish national team at the U16 FIBA 2019 European Championship, finishing third
- » Played for Barça CBS LF2, winning the regular season championship, and qualified for the finals
- » Liberal arts major

GAME-BY-GAME STATISTICS

Opponent	Date	GS	MIN	Total		3-Pointers		Free throws		Rebounds											
				FG-FGA	PCT	3FG-3FGA	PCT	FT-FTA	PCT	OFF	DEF	TOT	AVG	PF	A	TO	BLK	STL	PTS	AVG	
Texas Southern	11/06/2023	*	27:57	4-9	.444	0-2	.000	1-1	1.000	2	4	6	6.0	1	2	0	0	1	9	9.0	
at Pepperdine	11/09/2023	*	36:18	2-11	.182	0-5	.000	0-0	.000	2	5	7	6.5	2	3	3	0	0	4	6.5	
Tarleton St.	11/12/2023	*	34:31	7-12	.583	2-5	.400	0-0	.000	0	7	7	6.7	3	1	3	1	2	16	9.7	
Tex. A&M-Commerce	11/15/2023	*	35:14	5-14	.357	0-2	.000	1-4	.250	1	7	8	7.0	1	1	3	0	1	11	10.0	
vs Montana St.	11/23/2023	*	23:34	4-12	.333	1-6	.167	0-0	.000	1	4	5	6.6	2	3	4	0	0	9	9.8	
vs Georgia Tech	11/24/2023	*	28:29	2-9	.222	0-4	.000	0-0	.000	0	4	4	6.2	4	0	1	0	1	4	8.8	
Eastern Ill.	11/28/2023	*	41:18	8-15	.533	4-10	.400	5-6	.833	1	2	3	5.7	3	2	1	0	1	25	11.1	
New Mexico St.	12/02/2023	*	35:04	6-12	.500	1-5	.200	2-2	1.000	0	8	8	6.0	2	5	2	1	0	15	11.6	
Mississippi Val.	12/04/2023	*	29:42	6-12	.500	3-8	.375	1-1	1.000	0	8	8	6.2	0	3	3	0	1	16	12.1	
Southern Utah	12/07/2023	*	29:30	3-9	.333	0-2	.000	3-3	1.000	1	4	5	6.1	0	1	5	2	1	9	11.8	
Hampton	12/10/2023	*	27:11	6-12	.500	2-5	.400	0-0	.000	1	7	8	6.3	2	5	2	0	2	14	12.0	
Western N.M.	12/17/2023	*	20:53	6-16	.375	3-4	.750	0-0	.000	5	4	9	6.5	0	1	4	0	2	15	12.3	
at Gonzaga	12/22/2023	*	36:24	4-9	.444	2-4	.500	1-2	.500	1	3	4	6.3	1	1	2	2	1	11	12.2	
at Nevada	12/30/2023	*	35:12	6-11	.545	1-3	.333	4-5	.800	0	5	5	6.2	1	1	4	0	1	17	12.5	
Boise St.	01/06/2024	*	35:55	3-11	.273	2-5	.400	3-4	.750	0	5	5	6.1	0	3	2	0	0	11	12.4	
Utah St.	01/10/2024	*	24:09	3-10	.300	1-5	.200	0-0	.000	0	5	5	6.1	1	4	0	0	3	7	12.1	
at Colorado St.	01/13/2024	*	35:33	2-7	.286	0-4	.000	1-2	.500	2	3	5	6.0	0	1	0	0	1	5	11.6	
Wyoming	01/17/2024	*	38:24	4-9	.444	0-0	.000	4-5	.800	1	2	3	5.8	1	0	1	2	1	12	11.7	
at UNLV	01/20/2024	*	37:22	3-13	.231	1-6	.167	0-0	.000	0	6	6	5.8	3	1	5	1	1	7	11.4	
Fresno St.	01/24/2024	*	38:16	8-11	.727	4-4	1.000	0-0	.000	1	7	8	6.0	1	3	3	2	1	20	11.9	
at Air Force	01/27/2024	*	34:05	4-8	.500	1-3	.333	3-3	1.000	1	5	6	6.0	1	0	2	0	1	12	11.9	
at San Jose St.	01/31/2024	*	32:02	3-7	.429	2-5	.400	1-2	.500	1	4	5	5.9	2	2	2	0	2	9	11.7	
UNLV	02/03/2024	*	31:15	1-8	.125	0-3	.000	0-2	.000	0	4	4	5.8	2	1	3	0	2	2	11.3	
Totals		23	748:18	100-247	.405	30-100	.300	30-42	.714	21	113	134	5.8	33	44	55	11	26	260	11.3	

CAREER STATISTICS

				Field Goals		3-Point		F-Throws		Rebounds											Scoring	
SEASON	TEAM	GP-GS	MIN/AVG	FG-FGA	FG%	3FG-3FGA	3FG%	FT-FTA	FT%	OFF	DEF	TOT	AVG	PF-FO	A	TO	BLK	STL	PTS	AVG		
2021-22	UNM	34-2	662/19.5	93-212	.439	18-67	.269	30-37	.811	25	109	134	3.9	48-0	61	51	15	21	234	6.9		
2022-23	UNM	33-22	819/24.8	100-223	.448	35-96	.365	28-38	.737	20	121	141	4.3	56-1	60	59	14	24	263	8.0		
2023-24	UNM	23-23	748/32.5	100-247	.405	30-100	.300	30-42	.714	21	113	134	5.8	33-0	44	55	11	26	260	11.3		
TOTAL		90-47	2230/24.8	293-682	.430	83-263	.316	88-117	.752	66	343	409	4.5	137-1	165	165	40	71	757	8.4		

TOP PERFORMANCES

Points	Season	25, Eastern Illinois (11/28)
	MW	20, Fresno State (1/24)
	Career	25, Eastern Illinois (11/28)
FGM	Season	8, 2x
	MW	8, 2x
	Career	8, 3x
FGA	Season	16, Western N.M. (12/17)
	MW	14, 2x
	Career	16, Western N.M. (12/17)
3PT FGM	Season	4, 2x
	MW	4, 2x
	Career	5, Texas A&M-C (11/26/22)
3PT FGA	Season	10, Eastern Illinois (11/28)
	MW	10, Colorado St. (1/15/22)
	Career	10, 2x
FTM	Season	5, Eastern Illinois (11/28)
	MW	5, San Diego St. (2/4/23)
	Career	5, 2x
FTA	Season	6, Eastern Illinois (11/28)
	MW	8, San Diego St. (2/4/23)
	Career	8, San Diego St. (2/4/23)
Reb.	Season	9, Western N.M. (12/17)
	MW	10, Colorado St. (1/7/23)
	Career	10, 2x
Asts.	Season	5, 2x
	MW	4, 3x
	Career	7, Houston (11/20/21)
Blocks	Season	2, 4x
	MW	2, 3x
	Career	3, Texas A&M-C (11/26/22)
Steals	Season	3, Utah State (1/10)
	MW	3, Utah State (1/10)
	Career	4, 2x
TO	Season	0, 3x
	MW	0, 10x
	Career	0, 18x
Min.	Season	41, Eastern Illinois (11/28)
	MW	38, 2x
	Career	41, Eastern Illinois (11/28)

PRODUCTION TRACKER

2023-24 Career

Double-Double		1
Scored 10+ pts	13	34
Scored 20+ pts	2	2
10+ reb		2
3+ 3-pt	4	7

#33 VIANE CUMBER

G | 5-10 | JR | Albuquerque, N.M. (Sandia HS)



PPG	FG %	3PT %	FT %	RPG	APG	SPG	BPG	MPG
12.1	.365	.342	.722	6.2	1.4	0.8	0.2	34.9

NOTEWORTHY

- » MW Freshman of the Week Nov. 15, 2021
- » Scored in double figures in 7 of last 9 games, twice with 20+ points
- » 8 three-pointers against Montana State tied for the third-most in a game in program history and was the seventh time a player historically has made eight or more three-pointers in a game.
- » At least 1 three-pointer in 25 of the last 27 games she's played in.
- » Hit game-winning three at UNLV on Jan. 20 in UNM's 69-66 win
- » Played in 33 games with 15 starts, including last 14 games last season
- » Averaged 22.9 minutes per game, 9.2 points per game, 2.9 rebounds per game, 0.9 assists per game, 0.5 steals per game her sophomore season
- » Shot 40.6% from three-point range with 21 games with multiple three-pointers. Includes two games with 6 three-pointers, 10 games with four or more three-pointers
- » Scored in double figures in 16 games with 2 games with 20 or more points
- » 2019-20 and 2020-21 New Mexico Gatorade Girls Basketball Player of the Year
- » Twice named MaxPreps New Mexico High School Girls Basketball Player of the Year
- » Named the best high school basketball player in New Mexico by MaxPreps
- » Averaged 26.5 points, 9.3 rebounds, 2.2 assists and 1.5 steals her senior season and 22.4 points, 10.6 rebounds, 2.5 assists and 3.3 steals as a junior
- » Led her team to a pair of district championships in 2018 and 2019
- » Liberal arts major

GAME-BY-GAME STATISTICS

Opponent	Date	GS	MIN	Total		3-Pointers		Free throws		Rebounds				PF				PTS			
				FG-FGA	PCT	3FG-3FGA	PCT	FT-FTA	PCT	OFF	DEF	TOT	AVG	A	TO	BLK	STL	PTS	AVG		
Texas Southern	11/06/2023	*	35:44	9-18	.500	4-9	.444	0-0	.000	1	5	6	6.0	2	1	2	0	1	22	22.0	
at Pepperdine	11/09/2023	*	35:13	3-11	.273	3-9	.333	0-0	.000	0	2	2	4.0	2	0	0	0	9	15.5		
Tarleton St.	11/12/2023	*	35:19	4-13	.308	3-9	.333	1-2	.500	2	5	7	5.0	2	0	2	0	12	14.3		
Tex. A&M-Commerce	11/15/2023	*	28:47	4-14	.286	1-7	.143	0-2	.000	2	2	4	4.8	2	1	1	0	9	13.0		
vs Montana St.	11/23/2023	*	36:57	8-17	.471	8-15	.533	0-0	.000	0	3	3	4.4	1	0	0	0	24	15.2		
vs Georgia Tech	11/24/2023	*	38:33	1-7	.143	1-4	.250	0-0	.000	0	4	4	4.3	0	0	1	0	3	13.2		
Eastern Ill.	11/28/2023	*	43:24	5-16	.313	2-8	.250	2-2	1.000	1	13	14	5.7	0	5	1	0	14	13.3		
New Mexico St.	12/02/2023	*	17:41	1-4	.250	0-2	.000	0-0	.000	0	1	1	5.1	1	2	1	0	2	11.9		
Western N.M.	12/17/2023	*	19:04	3-9	.333	1-5	.200	0-0	.000	1	2	3	4.9	1	2	1	0	7	11.3		
at Gonzaga	12/22/2023	*	38:57	5-13	.385	5-11	.455	2-2	1.000	1	6	7	5.1	4	2	2	0	17	11.9		
at Nevada	12/30/2023	*	37:10	3-11	.273	1-6	.167	0-0	.000	0	9	9	5.5	2	0	1	0	7	11.5		
Boise St.	01/06/2024	*	38:26	4-14	.286	2-12	.167	0-0	.000	0	4	4	5.3	1	2	1	1	10	11.3		
Utah St.	01/10/2024	*	38:16	8-22	.364	5-12	.417	0-2	.000	4	7	11	5.8	4	3	0	1	21	12.1		
at Colorado St.	01/13/2024	*	35:49	4-12	.333	2-5	.400	0-0	.000	3	6	9	6.0	2	2	2	0	10	11.9		
Wyoming	01/17/2024	*	36:50	2-6	.333	0-4	.000	0-0	.000	0	6	6	6.0	0	0	1	0	4	11.4		
at UNLV	01/20/2024	*	37:33	8-14	.571	6-11	.545	0-0	.000	0	7	7	6.1	2	1	1	1	22	12.1		
Fresno St.	01/24/2024	*	38:01	6-13	.462	3-8	.375	1-1	1.000	0	6	6	6.1	2	5	0	0	16	12.3		
at Air Force	01/27/2024	*	37:48	2-11	.182	1-5	.200	2-2	1.000	0	7	7	6.1	2	0	3	1	7	12.0		
at San Jose St.	01/31/2024	*	32:03	4-7	.571	2-4	.500	3-3	1.000	0	8	8	6.2	1	1	0	0	13	12.1		
UNLV	02/03/2024	*	36:55	4-9	.444	2-6	.333	2-2	1.000	0	6	6	6.2	3	0	2	0	12	12.1		
Totals			20	698:30	88-241	.365	52-152	.342	13-18	.722	15	109	124	6.2	34	27	22	4	16	241	12.1

CAREER STATISTICS

				Field Goals		3-Point		F-Throws		Rebounds										Scoring	
SEASON	TEAM	GP-GS	MIN/AVG	FG-FGA	FG%	3FG-3FGA	3FG%	FT-FTA	FT%	OFF	DEF	TOT	AVG	PF-FO	A	TO	BLK	STL	PTS	AVG	
2021-22	UNM	18-1	198/11.0	25-62	.403	15-45	.333	2-2	1.000	4	25	29	1.6	6-0	5	10	1	5	67	3.7	
2022-23	UNM	33-15	757/22.9	107-249	.430	73-180	.406	18-22	.818	5	90	95	2.9	39-0	30	32	3	17	305	9.2	
2023-24	UNM	20-20	699/34.9	88-241	.365	52-152	.342	13-18	.722	15	109	124	6.2	34-0	27	22	4	16	241	12.1	
TOTAL		71-36	1653/23.3	220-552	.399	140-377	.371	33-42	.786	24	224	248	3.5	79-0	62	64	8	38	613	8.6	

TOP PERFORMANCES

Points	Season	24, Montana State (11/23)
	MW	22, UNLV (1/20)
	Career	24, Montana State (11/23)
FGM	Season	9, Texas Southern (11/6)
	MW	8, 2x
	Career	9, Texas Southern (11/6)
FGA	Season	22, Utah State (1/10)
	MW	22, Utah State (1/10)
	Career	22, Utah State (1/10)
3PT FGM	Season	8, Montana State (11/23)
	MW	6, UNLV (1/20)
	Career	8, Montana State (11/23)
3PT FGA	Season	15, Montana State (11/23)
	MW	12, 2x
	Career	15, Montana State (11/23)
FTM	Season	3, San José State (1/31)
	MW	4, Colorado St. (1/26/23)
	Career	4, Colorado St. (1/26/23)
FTA	Season	3, San José State (1/31)
	MW	4, 2x
	Career	4, 2x
Reb.	Season	14, Eastern Illinois (11/28)
	MW	11, Utah State (1/10)
	Career	14, Eastern Illinois (11/28)
Asts.	Season	5, 2x
	MW	5, Fresno State (1/24)
	Career	5, 2x
Blocks	Season	1, 4x
	MW	1, 6x
	Career	1, 8x
Steals	Season	2, 2x
	MW	2, 2x
	Career	4, Western N.M. (11/22/22)
TO	Season	0, 5x
	MW	0, 17x
	Career	0, 30x
Min.	Season	43, Eastern Illinois (11/28)
	MW	38, 3x
	Career	43, Eastern Illinois (11/28)

PRODUCTION TRACKER

2023-24 Career

Double-Double	2	2
Scored 10+ pts	12	31
Scored 20+ pts	4	6
10+ reb	2	2
3+ 3-pt	8	22

SEASON STATS

Game Records

Record	Overall	Home	Away	Neutral
ALL GAMES	16-7	11-3	5-2	0-2
CONFERENCE	7-3	3-2	4-1	0-0
NON-CONFERENCE	9-4	8-1	1-1	0-2

Score by Periods

Team	1st	2nd	3rd	4th	OT	TOT
New Mexico	350	361	366	402	15	1494
Opponents	302	343	365	379	12	1401

Team Box Score

No.	Player				Total		3-Point		F-Throw		Rebounds											
		GP-GS	MIN	AVG	FG-FGA	FG%	3FG-3FGA	3FG%	FT-FTA	FT%	OFF	DEF	TOT	AVG	PF	DQ	A	TO	BLK	STL	PTS	AVG
3	WILSON, Nyah	23-23	699:47	30.4	115-273	.421	19-57	.333	90-119	.756	20	81	101	4.4	54	0	33	45	3	27	339	14.7
12	AUGMON, Aniyah	22-22	736:35	33.5	103-248	.415	13-61	.213	60-93	.645	24	98	122	5.5	39	0	87	88	4	54	279	12.7
33	CUMBER, Vianè	20-20	698:30	34.9	88-241	.365	52-152	.342	13-18	.722	15	109	124	6.2	34	0	27	22	4	16	241	12.1
30	REUS, Paula	23-23	748:18	32.5	100-247	.405	30-100	.300	30-42	.714	21	113	134	5.8	33	0	44	55	11	26	260	11.3
22	KOHL, Charlotte	23-23	555:33	24.2	60-124	.484	2-9	.222	40-61	.656	71	101	172	7.5	61	2	11	31	41	12	162	7.0
24	ROBBINS, Hannah	2-0	25:06	12.6	3-10	.300	0-4	.000	0-0	.000	2	8	10	5.0	1	0	1	3	2	2	6	3.0
15	BATES, Jaelyn	8-0	86:37	10.8	7-27	.259	5-21	.238	2-4	.500	2	7	9	1.1	5	0	11	8	0	4	21	2.6
10	LAURO, Paris	17-0	133:07	7.8	17-38	.447	9-22	.409	1-2	.500	5	20	25	1.5	8	0	2	5	4	2	44	2.6
5	LANGERMANN, Lara	23-3	403:11	17.5	18-64	.281	10-45	.222	9-12	.750	2	27	29	1.3	28	0	21	20	0	5	55	2.4
21	CURTIS, Mackenzie	9-0	56:56	6.3	5-17	.294	4-13	.308	5-6	.833	1	4	5	0.6	2	0	4	6	1	2	19	2.1
14	JOAQUIM, Hulda	22-0	278:15	12.6	16-50	.320	3-8	.375	3-5	.600	32	41	73	3.3	21	0	12	9	4	4	38	1.7
1	DIARRA BERTHE, Nahawa	14-1	146:33	10.5	8-35	.229	0-12	.000	4-6	.667	7	12	19	1.4	8	0	17	10	0	9	20	1.4
2	CHAVEZ, Natalia	8-0	56:32	7.1	4-17	.235	2-13	.154	0-0	.000	0	8	8	1.0	2	0	3	5	0	3	10	1.3
Team											46	53	99					15				
Total		23	4625		544-1391	.391	149-517	.288	257-368	.698	248	682	930	40.4	296	2	273	322	74	166	1494	65.0
Opponents		23	4625		539-1423	.379	163-524	.311	160-237	.675	232	645	877	38.1	348	4	310	328	80	148	1401	60.9

Team Statistics

	UNM	OPP
Scoring	1494	1401
Points per game	65.0	60.9
Scoring margin	+4.0	-
Field goals-att	544-1391	539-1423
Field goal pct	.391	.379
3 point fg-att	149-517	163-524
3-point FG pct	.288	.311
3-pt FG made per game	6.5	7.1
Free throws-att	257-368	160-237
Free throw pct	.698	.675
F-Throws made per game	11.2	7.0
Rebounds	930	877
Rebounds per game	40.4	38.1
Rebounding margin	+2.3	-
Assists	273	310
Assists per game	11.9	13.5
Turnovers	322	328
Turnovers per game	14.0	14.3
Turnover margin	+0.3	-
Assist/turnover ratio	0.8	0.9
Steals	166	148
Steals per game	7.2	6.4
Blocks	74	80
Blocks per game	3.2	3.5
Winning streak	0	-
Home win streak	0	-
Attendance	68713	10382
Home games-Avg/Game	14-4908	7-1483
Neutral site-Avg/Game	-	2-158

Team Results

Date	Opponent		Score	Att.
11/06/2023	Texas Southern	W	76-59	5055
11/09/2023	at Pepperdine	W	57-48	113
11/12/2023	Tarleton St.	W	64-55	4626
11/15/2023	Tex. A&M-Commerce	W	75-74	4718
11/23/2023	vs Montana St.	L	57-75	166
11/24/2023	vs Georgia Tech	L	55-66	150
11/28/2023	Eastern Ill.	Wot	81-78	4471
12/02/2023	New Mexico St.	W	67-52	5379
12/04/2023	Mississippi Val.	W	68-45	4514
12/07/2023	Southern Utah	L	40-58	4526
12/10/2023	Hampton	W	68-55	4638
12/17/2023	Western N.M.	W	71-47	4889
12/22/2023	at Gonzaga	L	56-67	5241
12/30/2023	at Nevada	W	69-59	1444
01/06/2024	Boise St.	L	56-64	5715
01/10/2024	Utah St.	W	71-67	4704
01/13/2024	at Colorado St.	L	55-61	1488
01/17/2024	Wyoming	W	68-61	4744
01/20/2024	at UNLV	W	69-66	1188
01/24/2024	Fresno St.	W	84-77	4716
01/27/2024	at Air Force	W	66-51	688
01/31/2024	at San Jose St.	W	65-54	220
02/03/2024	UNLV	L	56-62	6018

MOUNTAIN WEST STATS

Game Records

Record	Overall	Home	Away	Neutral
ALL GAMES	7-3	3-2	4-1	0-0
CONFERENCE	7-3	3-2	4-1	0-0
NON-CONFERENCE	0-0	0-0	0-0	0-0

Score by Periods

Team	1st	2nd	3rd	4th	OT	TOT
New Mexico	143	149	180	187	0	659
Opponents	128	158	166	170	0	622

Team Box Score

No.	Player				Total		3-Point		F-Throw		Rebounds											
		GP-GS	MIN	AVG	FG-FGA	FG%	3FG-3FGA	3FG%	FT-FTA	FT%	OFF	DEF	TOT	AVG	PF	DQ	A	TO	BLK	STL	PTS	AVG
3	WILSON, Nyah	10-10	330:37	33.1	66-125	.528	9-22	.409	44-59	.746	5	36	41	4.1	23	0	20	19	3	15	185	18.5
12	AUGMON, Aniyah	10-10	348:22	34.8	53-120	.442	7-29	.241	37-54	.685	7	46	53	5.3	18	0	41	39	0	26	150	15.0
33	CUMBER, Vianè	10-10	368:51	36.9	45-119	.378	24-73	.329	8-10	.800	7	66	73	7.3	19	0	14	11	4	8	122	12.2
30	REUS, Paula	10-10	342:12	34.2	37-95	.389	12-38	.316	16-23	.696	6	46	52	5.2	12	0	16	22	5	13	102	10.2
22	KOHL, Charlotte	10-10	235:26	23.5	14-38	.368	1-7	.143	16-25	.640	21	42	63	6.3	25	0	3	15	15	4	45	4.5
5	LANGERMANN, Lara	10-0	143:41	14.4	7-18	.389	4-13	.308	5-6	.833	1	8	9	0.9	10	0	7	6	0	2	23	2.3
14	JOAQUIM, Hulda	9-0	131:21	14.6	8-23	.348	3-7	.429	0-0	.000	10	17	27	3.0	14	0	3	3	3	1	19	2.1
10	LAURO, Paris	10-0	71:13	7.1	5-19	.263	2-9	.222	0-0	.000	2	13	15	1.5	4	0	1	3	2	0	12	1.2
21	CURTIS, Mackenzie	4-0	05:40	1.4	0-2	.000	0-1	.000	1-2	.500	1	0	1	0.3	0	0	0	2	0	0	1	0.3
15	BATES, Jaelyn	3-0	06:52	2.3	0-2	.000	0-1	.000	0-0	.000	1	0	1	0.3	0	0	0	3	0	0	0	0.0
1	DIARRA BERTHE, Nahawa	3-0	15:45	5.2	0-3	.000	0-2	.000	0-0	.000	1	2	3	1.0	0	0	2	0	0	0	0	0.0
Team											16	23	39					8				
Total		10	2000		235-564	.417	62-202	.307	127-179	.709	78	299	377	37.7	125	0	107	131	32	69	659	65.9
Opponents		10	2000		238-623	.382	80-251	.319	66-101	.653	102	276	378	37.8	161	2	138	130	31	67	622	62.2

Team Statistics

	UNM	OPP
Scoring	659	622
Points per game	65.9	62.2
Scoring margin	+3.7	-
Field goals-att	235-564	238-623
Field goal pct	.417	.382
3 point fg-att	62-202	80-251
3-point FG pct	.307	.319
3-pt FG made per game	6.2	8.0
Free throws-att	127-179	66-101
Free throw pct	.709	.653
F-Throws made per game	12.7	6.6
Rebounds	377	378
Rebounds per game	37.7	37.8
Rebounding margin	-0.1	-
Assists	107	138
Assists per game	10.7	13.8
Turnovers	131	130
Turnovers per game	13.1	13.0
Turnover margin	-0.1	-
Assist/turnover ratio	0.8	1.1
Steals	69	67
Steals per game	6.9	6.7
Blocks	32	31
Blocks per game	3.2	3.1
Winning streak	0	-
Home win streak	0	-
Attendance	25897	5028
Home games-Avg/Game	5-5179	5-1006
Neutral site-Avg/Game	-	0-0

Team Results

Date	Opponent		Score	Att.
12/30/2023	at Nevada	W	69-59	1444
01/06/2024	Boise St.	L	56-64	5715
01/10/2024	Utah St.	W	71-67	4704
01/13/2024	at Colorado St.	L	55-61	1488
01/17/2024	Wyoming	W	68-61	4744
01/20/2024	at UNLV	W	69-66	1188
01/24/2024	Fresno St.	W	84-77	4716
01/27/2024	at Air Force	W	66-51	688
01/31/2024	at San Jose St.	W	65-54	220
02/03/2024	UNLV	L	56-62	6018

LAST WEEK STATS

Game Records					Score by Periods						
Record	Overall	Home	Away	Neutral	Team	1st	2nd	3rd	4th	OT	TOT
ALL GAMES	1-1	0-1	1-0	0-0	New Mexico	24	28	37	32	0	121
CONFERENCE	1-1	0-1	1-0	0-0	Opponents	23	30	29	34	0	116
NON-CONFERENCE	0-0	0-0	0-0	0-0							

Team Box Score																						
No.	Player				Total		3-Point		F-Throw		Rebounds											
		GP-GS	MIN	AVG	FG-FGA	FG%	3FG-3FGA	3FG%	FT-FTA	FT%	OFF	DEF	TOT	AVG	PF	DQ	A	TO	BLK	STL	PTS	AVG
3	WILSON, Nyah	2-2	62:11	31.1	16-30	.533	2-6	.333	5-9	.556	1	7	8	4.0	4	0	3	1	1	1	39	19.5
12	AUGMON, Aniyah	2-2	69:47	34.9	12-32	.375	2-9	.222	2-6	.333	0	7	7	3.5	2	0	8	10	0	5	28	14.0
33	CUMBER, Vianè	2-2	68:59	34.5	8-16	.500	4-10	.400	5-5	1.000	0	14	14	7.0	4	0	1	2	0	2	25	12.5
5	LANGERMANN, Lara	2-0	42:58	21.5	4-7	.571	3-5	.600	2-2	1.000	0	1	1	0.5	4	0	2	1	0	2	13	6.5
30	REUS, Paula	2-2	63:17	31.6	4-15	.267	2-8	.250	1-4	.250	1	8	9	4.5	4	0	3	5	0	4	11	5.5
22	KOHL, Charlotte	2-2	45:33	22.8	1-7	.143	0-3	.000	1-2	.500	2	9	11	5.5	5	0	0	1	2	1	3	1.5
14	JOAQUIM, Hulda	2-0	34:27	17.2	1-3	.333	0-1	.000	0-0	.000	1	7	8	4.0	6	0	1	1	0	0	2	1.0
15	BATES, Jaelyn	1-0	02:05	2.1	0-0	.000	0-0	.000	0-0	.000	0	0	0	0.0	0	0	0	1	0	0	0	0.0
10	LAURO, Paris	2-0	10:03	5.0	0-1	.000	0-1	.000	0-0	.000	0	3	3	1.5	0	0	0	0	1	0	0	0.0
21	CURTIS, Mackenzie	1-0	00:41	0.7	0-0	.000	0-0	.000	0-0	.000	0	0	0	0.0	0	0	0	1	0	0	0	0.0
Team											4	4	8				1					
Total		2	400		46-111	.414	13-43	.302	16-28	.571	9	60	69	34.5	29	0	18	24	4	15	121	60.5
Opponents		2	400		43-117	.368	14-39	.359	16-27	.593	21	63	84	42.0	33	0	28	30	4	10	116	58.0

Team Statistics			UNM	OPP
Scoring			121	116
Points per game			60.5	58.0
Scoring margin			+2.5	-
Field goals-att			46-111	43-117
Field goal pct			.414	.368
3 point fg-att			13-43	14-39
3-point FG pct			.302	.359
3-pt FG made per game			6.5	7.0
Free throws-att			16-28	16-27
Free throw pct			.571	.593
F-Throws made per game			8.0	8.0
Rebounds			69	84
Rebounds per game			34.5	42.0
Rebounding margin			-7.5	-
Assists			18	28
Assists per game			9.0	14.0
Turnovers			24	30
Turnovers per game			12.0	15.0
Turnover margin			+3.0	-
Assist/turnover ratio			0.8	0.9
Steals			15	10
Steals per game			7.5	5.0
Blocks			4	4
Blocks per game			2.0	2.0
Winning streak			0	-
Home win streak			0	-
Attendance			6018	220
Home games-Avg/Game			1-6018	1-220
Neutral site-Avg/Game			-	0-0

Team Results				
Date	Opponent		Score	Att.
01/31/2024	at San Jose St.		W 65-54	220
02/03/2024	UNLV		L 56-62	6018

NEW MEXICO GAME-BY-GAME LEADERS

Date	Opponent		Score	Att.	High Points	High Rebounds
11/06/2023	Texas Southern	W	76-59	5055	(22) CUMBER, Vianè	(9) KOHL, Charlotte
11/09/2023	at Pepperdine	W	57-48	113	(16) AUGMON, Aniyah	(9) AUGMON, Aniyah
11/12/2023	Tarleton St.	W	64-55	4626	(16) REUS, Paula	(9) WILSON, Nyah
					(16) WILSON, Nyah	
11/15/2023	Tex. A&M-Commerce	W	75-74	4718	(22) WILSON, Nyah	(20) KOHL, Charlotte
11/23/2023	vs Montana St.	L	57-75	166	(24) CUMBER, Vianè	(7) KOHL, Charlotte
11/24/2023	vs Georgia Tech	L	55-66	150	(17) AUGMON, Aniyah	(4) AUGMON, Aniyah
					(17) WILSON, Nyah	(4) REUS, Paula
						(4) CUMBER, Vianè
						(4) JOAQUIM, Hulda
						(4) DIARRA BERTHE, Nahawa
11/28/2023	Eastern Ill.	Wot	81-78	4471	(25) REUS, Paula	(14) CUMBER, Vianè
12/02/2023	New Mexico St.	W	67-52	5379	(15) KOHL, Charlotte	(13) KOHL, Charlotte
					(15) REUS, Paula	
12/04/2023	Mississippi Val.	W	68-45	4514	(16) KOHL, Charlotte	(20) KOHL, Charlotte
					(16) REUS, Paula	
12/07/2023	Southern Utah	L	40-58	4526	(12) KOHL, Charlotte	(11) WILSON, Nyah
12/10/2023	Hampton	W	68-55	4638	(14) KOHL, Charlotte	(9) AUGMON, Aniyah
					(14) REUS, Paula	
12/17/2023	Western N.M.	W	71-47	4889	(15) REUS, Paula	(9) REUS, Paula
12/22/2023	at Gonzaga	L	56-67	5241	(17) CUMBER, Vianè	(7) AUGMON, Aniyah
						(7) CUMBER, Vianè
12/30/2023	at Nevada	W	69-59	1444	(21) WILSON, Nyah	(9) CUMBER, Vianè
01/06/2024	Boise St.	L	56-64	5715	(15) AUGMON, Aniyah	(10) KOHL, Charlotte
01/10/2024	Utah St.	W	71-67	4704	(21) CUMBER, Vianè	(11) CUMBER, Vianè
01/13/2024	at Colorado St.	L	55-61	1488	(17) WILSON, Nyah	(9) CUMBER, Vianè
01/17/2024	Wyoming	W	68-61	4744	(23) WILSON, Nyah	(6) CUMBER, Vianè
01/20/2024	at UNLV	W	69-66	1188	(22) CUMBER, Vianè	(7) AUGMON, Aniyah
						(7) CUMBER, Vianè
01/24/2024	Fresno St.	W	84-77	4716	(24) WILSON, Nyah	(8) REUS, Paula
01/27/2024	at Air Force	W	66-51	688	(24) WILSON, Nyah	(13) KOHL, Charlotte
01/31/2024	at San Jose St.	W	65-54	220	(14) WILSON, Nyah	(8) CUMBER, Vianè
02/03/2024	UNLV	L	56-62	6018	(25) WILSON, Nyah	(7) JOAQUIM, Hulda

GAME 24: NEW MEXICO AT SDSU

NEW MEXICO GAME-BY-GAME POINTS-REBOUNDS-ASSISTS

Opponent	Date	Score		1	2	3	5	10	12	14	15	21	22	24
				DIARRA BER	CHAVEZ,NAT	WILSON,NYA	LANGERMANN	LAURO,PARI	AUGMON,ANI	JOAQUIM,HU	BATES,JAE	CURTIS,MAC	KOHL,CHARL	ROBBINS,HA
Texas Southern	11/06/2023	76-59	W	0-2-2	0-0-0	20-4-3	0-1-0	0-0-0	17-6-6	2-5-0	DNP	DNP	6-9-1	0-6-0
at Pepperdine	11/09/2023	57-48	W	DNP	DNP	8-3-2	9-3-2	DNP	16-9-3	4-2-0	DNP	DNP	7-6-0	DNP
Tarleton St.	11/12/2023	64-55	W	DNP	DNP	16-9-2	0-2-0	DNP	2-3-5	6-6-2	DNP	DNP	6-5-3	6-4-1
Tex. A&M-Commerce	11/15/2023	75-74	W	0-0-1	0-0-0	22-2-0	3-1-1	DNP	16-4-2	0-3-0	DNP	DNP	14-20-1	DNP
vs Montana St.	11/23/2023	57-75	L	0-1-1	0-0-1	6-2-1	3-1-1	0-0-0	11-6-5	1-3-0	3-0-0	DNP	0-7-0	DNP
vs Georgia Tech	11/24/2023	55-66	L	6-4-0	DNP	17-3-0	0-0-0	DNP	17-4-4	0-4-0	DNP	0-0-0	8-3-0	DNP
Eastern Ill.	11/28/2023	81-78	Wot	0-0-0	DNP	21-7-1	0-0-0	DNP	10-8-6	2-3-0	DNP	DNP	9-6-0	DNP
New Mexico St.	12/02/2023	67-52	W	4-2-0	0-0-0	13-3-0	6-2-1	DNP	10-6-3	2-7-1	DNP	DNP	15-13-0	DNP
Mississippi Val.	12/04/2023	68-45	W	4-2-4	0-0-1	14-5-2	2-3-3	2-2-0	7-4-2	0-6-2	5-0-2	2-1-0	16-20-0	DNP
Southern Utah	12/07/2023	40-58	L	0-0-1	0-3-0	5-11-2	2-3-2	2-0-0	4-3-0	0-1-0	3-2-3	3-2-0	12-6-1	DNP
Hampton	12/10/2023	68-55	W	2-1-1	3-3-0	0-2-0	5-2-2	5-2-0	11-9-4	0-0-0	3-6-4	11-0-4	14-6-0	DNP
Western N.M.	12/17/2023	71-47	W	2-3-5	7-2-1	5-4-0	2-1-2	14-2-0	DNP	2-6-4	7-0-2	2-1-0	8-6-2	DNP
at Gonzaga	12/22/2023	56-67	L	2-1-0	DNP	7-5-0	0-1-0	9-4-1	8-7-6	0-0-0	DNP	DNP	2-2-0	DNP
at Nevada	12/30/2023	69-59	W	0-0-2	DNP	21-8-3	2-0-0	7-3-0	14-4-2	DNP	DNP	DNP	1-6-2	DNP
Boise St.	01/06/2024	56-64	L	0-0-0	DNP	11-2-2	0-1-1	0-0-0	15-5-5	0-1-0	DNP	0-0-0	9-10-0	DNP
Utah St.	01/10/2024	71-67	W	DNP	DNP	16-0-3	3-1-0	5-6-1	13-6-10	0-5-0	0-1-0	1-1-0	5-5-0	DNP
at Colorado St.	01/13/2024	55-61	L	0-3-0	DNP	17-4-2	0-1-0	0-2-0	15-6-6	0-1-1	DNP	DNP	8-8-0	DNP
Wyoming	01/17/2024	68-61	W	DNP	DNP	23-3-2	0-0-1	0-0-0	22-4-1	5-3-0	DNP	DNP	2-5-0	DNP
at UNLV	01/20/2024	69-66	W	DNP	DNP	10-2-1	2-4-1	0-0-0	15-7-7	8-4-0	DNP	DNP	5-4-1	DNP
Fresno St.	01/24/2024	84-77	W	DNP	DNP	24-4-2	2-1-2	0-0-0	18-5-1	2-3-0	DNP	DNP	2-1-0	DNP
at Air Force	01/27/2024	66-51	W	DNP	DNP	24-10-2	1-0-0	0-1-0	10-9-1	2-2-1	0-0-0	0-0-0	10-13-0	DNP
at San Jose St.	01/31/2024	65-54	W	DNP	DNP	14-5-2	13-1-0	0-2-0	13-3-6	2-1-0	0-0-0	0-0-0	1-7-0	DNP
UNLV	02/03/2024	56-62	L	DNP	DNP	25-3-1	0-0-2	0-1-0	15-4-2	0-7-1	DNP	DNP	2-4-0	DNP

Opponent	Date	Score		30	33
				REUS,PAULA	CUMBER,VIA
Texas Southern	11/06/2023	76-59	W	9-6-2	22-6-1
at Pepperdine	11/09/2023	57-48	W	4-7-3	9-2-0
Tarleton St.	11/12/2023	64-55	W	16-7-1	12-7-0
Tex. A&M-Commerce	11/15/2023	75-74	W	11-8-1	9-4-1
vs Montana St.	11/23/2023	57-75	L	9-5-3	24-3-0
vs Georgia Tech	11/24/2023	55-66	L	4-4-0	3-4-0
Eastern Ill.	11/28/2023	81-78	Wot	25-3-2	14-14-5
New Mexico St.	12/02/2023	67-52	W	15-8-5	2-1-2
Mississippi Val.	12/04/2023	68-45	W	16-8-3	DNP
Southern Utah	12/07/2023	40-58	L	9-5-1	DNP
Hampton	12/10/2023	68-55	W	14-8-5	DNP
Western N.M.	12/17/2023	71-47	W	15-9-1	7-3-2
at Gonzaga	12/22/2023	56-67	L	11-4-1	17-7-2
at Nevada	12/30/2023	69-59	W	17-5-1	7-9-0
Boise St.	01/06/2024	56-64	L	11-5-3	10-4-2
Utah St.	01/10/2024	71-67	W	7-5-4	21-11-3
at Colorado St.	01/13/2024	55-61	L	5-5-1	10-9-2
Wyoming	01/17/2024	68-61	W	12-3-0	4-6-0
at UNLV	01/20/2024	69-66	W	7-6-1	22-7-1
Fresno St.	01/24/2024	84-77	W	20-8-3	16-6-5
at Air Force	01/27/2024	66-51	W	12-6-0	7-7-0
at San Jose St.	01/31/2024	65-54	W	9-5-2	13-8-1
UNLV	02/03/2024	56-62	L	2-4-1	12-6-0

NEW MEXICO GAME-BY-GAME

				Total		3-Pointers		Free throws		Rebounds											
Opponent	Date	Score		FG-FGA	PCT	3FG-3FGA	PCT	FT-FTA	PCT	OFF	DEF	TOT	AVG	PF	A	TO	BLK	STL	PTS	AVG	
Texas Southern	11/06/2023	76-59	W	28-64	.438	9-22	.409	11-12	.917	12	37	49	49.0	9	15	19	5	8	76	76.0	
at Pepperdine	11/09/2023	57-48	W	23-64	.359	5-23	.217	6-11	.545	15	24	39	44.0	15	10	12	0	9	57	66.5	
Tarleton St.	11/12/2023	64-55	W	24-59	.407	5-19	.263	11-13	.846	10	35	45	44.3	16	14	15	2	6	64	65.7	
Tex. A&M-Commerce	11/15/2023	75-74	W	31-68	.456	3-14	.214	10-20	.500	19	28	47	45.0	14	7	18	4	3	75	68.0	
vs Montana St.	11/23/2023	57-75	L	21-63	.333	10-32	.313	5-11	.455	13	19	32	42.4	14	12	18	2	9	57	65.8	
vs Georgia Tech	11/24/2023	55-66	L	20-59	.339	1-15	.067	14-19	.737	6	26	32	40.7	15	4	12	1	8	55	64.0	
Eastern Ill.	11/28/2023	81-78	Wot	27-76	.355	9-31	.290	18-21	.857	14	33	47	41.6	13	14	11	4	6	81	66.4	
New Mexico St.	12/02/2023	67-52	W	25-64	.391	4-18	.222	13-16	.813	16	31	47	42.3	16	12	13	5	8	67	66.5	
Mississippi Val.	12/04/2023	68-45	W	27-70	.386	8-35	.229	6-11	.545	16	40	56	43.8	9	19	12	7	7	68	66.7	
Southern Utah	12/07/2023	40-58	L	15-55	.273	2-11	.182	8-14	.571	14	27	41	43.5	7	10	16	4	5	40	64.0	
Hampton	12/10/2023	68-55	W	23-62	.371	11-37	.297	11-16	.688	8	33	41	43.3	20	20	12	1	9	68	64.4	
Western N.M.	12/17/2023	71-47	W	25-64	.391	10-26	.385	11-18	.611	15	27	42	43.2	8	19	18	3	16	71	64.9	
at Gonzaga	12/22/2023	56-67	L	20-59	.339	10-32	.313	6-7	.857	12	23	35	42.5	15	10	15	4	3	56	64.2	
at Nevada	12/30/2023	69-59	W	25-52	.481	3-13	.231	16-23	.696	4	36	40	42.4	11	10	13	2	1	69	64.6	
Boise St.	01/06/2024	56-64	L	20-57	.351	8-29	.276	8-10	.800	6	28	34	41.8	7	13	13	4	6	56	64.0	
Utah St.	01/10/2024	71-67	W	26-80	.325	11-33	.333	8-15	.533	17	28	45	42.0	16	21	7	4	12	71	64.4	
at Colorado St.	01/13/2024	55-61	L	22-59	.373	5-22	.227	6-11	.545	12	33	45	42.2	12	12	18	3	8	55	63.9	
Wyoming	01/17/2024	68-61	W	22-42	.524	3-10	.300	21-28	.750	3	21	24	41.2	12	4	15	5	10	68	64.1	
at UNLV	01/20/2024	69-66	W	27-64	.422	10-28	.357	5-7	.714	9	28	37	40.9	15	12	11	3	9	69	64.4	
Fresno St.	01/24/2024	84-77	W	28-54	.519	7-15	.467	21-25	.840	6	25	31	40.5	11	13	7	3	6	84	65.4	
at Air Force	01/27/2024	66-51	W	19-45	.422	2-9	.222	26-32	.813	12	40	52	41.0	12	4	23	4	2	66	65.4	
at San Jose St.	01/31/2024	65-54	W	22-52	.423	9-24	.375	12-16	.750	4	29	33	40.6	12	11	14	2	6	65	65.4	
UNLV	02/03/2024	56-62	L	24-59	.407	4-19	.211	4-12	.333	5	31	36	40.4	17	7	10	2	9	56	65.0	
Total		1494		544-1391	.391	149-517	.288	257-368	.698	248	682	930	40.4	296	273	322	74	166	1494	65.0	
Opponents		1401		539-1423	.379	163-524	.311	160-237	.675	232	645	877	38.1	348	310	328	80	148	1401	60.9	

OPPONENT GAME-BY-GAME

				Total		3-Pointers		Free throws		Rebounds											
Opponent	Date	Score		FG-FGA	PCT	3FG-3FGA	PCT	FT-FTA	PCT	OFF	DEF	TOT	AVG	PF	A	TO	BLK	STL	PTS	AVG	
Texas Southern	11/06/2023	76-59	W	23-71	.324	8-31	.258	5-6	.833	11	25	36	36.0	12	11	14	5	7	59	59.0	
at Pepperdine	11/09/2023	57-48	W	20-62	.323	2-14	.143	6-8	.750	17	26	43	39.5	12	10	17	4	6	48	53.5	
Tarleton St.	11/12/2023	64-55	W	21-63	.333	8-27	.296	5-10	.500	10	25	35	38.0	12	8	14	2	5	55	54.0	
Tex. A&M-Commerce	11/15/2023	75-74	W	28-66	.424	8-17	.471	10-15	.667	11	22	33	36.8	19	11	14	1	6	74	59.0	
vs Montana St.	11/23/2023	57-75	L	29-56	.518	6-18	.333	11-14	.786	8	28	36	36.6	17	23	17	5	7	75	62.2	
vs Georgia Tech	11/24/2023	55-66	L	26-62	.419	5-23	.217	9-10	.900	11	36	47	38.3	22	13	16	0	2	66	62.8	
Eastern Ill.	11/28/2023	81-78	Wot	29-71	.408	12-37	.324	8-10	.800	10	36	46	39.4	17	22	17	8	7	78	65.0	
New Mexico St.	12/02/2023	67-52	W	21-59	.356	5-16	.313	5-7	.714	9	24	33	38.6	15	12	13	1	6	52	63.4	
Mississippi Val.	12/04/2023	68-45	W	19-65	.292	4-12	.333	3-9	.333	10	29	39	38.7	12	9	11	6	8	45	61.3	
Southern Utah	12/07/2023	40-58	L	25-63	.397	8-28	.286	0-0	.000	11	30	41	38.9	15	14	11	7	7	58	61.0	
Hampton	12/10/2023	68-55	W	16-54	.296	6-19	.316	17-28	.607	8	36	44	39.4	11	7	18	3	8	55	60.5	
Western N.M.	12/17/2023	71-47	W	19-56	.339	2-14	.143	7-9	.778	9	27	36	39.1	14	11	26	3	12	47	59.3	
at Gonzaga	12/22/2023	56-67	L	25-52	.481	9-17	.529	8-10	.800	5	25	30	38.4	9	21	10	4	0	67	59.9	
at Nevada	12/30/2023	69-59	W	24-70	.343	5-22	.227	6-10	.600	12	26	38	38.4	21	10	7	2	7	59	59.9	
Boise St.	01/06/2024	56-64	L	25-60	.417	11-29	.379	3-3	1.000	5	31	36	38.2	13	15	11	2	9	64	60.1	
Utah St.	01/10/2024	71-67	W	24-56	.429	5-16	.313	14-19	.737	8	41	49	38.9	17	9	21	7	6	67	60.6	
at Colorado St.	01/13/2024	55-61	L	22-57	.386	10-27	.370	7-9	.778	2	27	29	38.3	11	16	11	7	5	61	60.6	
Wyoming	01/17/2024	68-61	W	26-60	.433	7-30	.233	2-3	.667	13	21	34	38.1	20	19	19	0	3	61	60.6	
at UNLV	01/20/2024	69-66	W	24-63	.381	9-26	.346	9-15	.600	14	29	43	38.3	8	15	14	2	10	66	60.9	
Fresno St.	01/24/2024	84-77	W	30-66	.455	11-32	.344	6-9	.667	13	22	35	38.2	16	14	11	5	5	77	61.7	
at Air Force	01/27/2024	66-51	W	20-74	.270	8-30	.267	3-6	.500	14	16	30	37.8	22	12	6	2	12	51	61.2	
at San Jose St.	01/31/2024	65-54	W	20-59	.339	7-21	.333	7-11	.636	13	28	41	37.9	16	13	16	3	7	54	60.9	
UNLV	02/03/2024	56-62	L	23-58	.397	7-18	.389	9-16	.563	8	35	43	38.1	17	15	14	1	3	62	60.9	
Total		1401		539-1423	.379	163-524	.311	160-237	.675	232	645	877	38.1	348	310	328	80	148	1401	60.9	
New Mexico		1494		544-1391	.391	149-517	.288	257-368	.698	248	682	930	40.4	296	273	322	74	166	1494	65.0	

NEW MEXICO INDIVIDUAL GAME HIGHS

POINTS	25		Nyah Wilson vs UNLV (02/03/2024)
	25		Paula Reus vs Eastern Ill. (11/28/2023)
	24		Nyah Wilson at Air Force (01/27/2024)
	24		Nyah Wilson vs Fresno St. (01/24/2024)
	24		Vianè Cumber vs Montana St. (N) (11/23/2023)
FIELD GOALS MADE	11		Nyah Wilson vs UNLV (02/03/2024)
	9		Nyah Wilson vs Tex. A&M-Commerce (11/15/2023)
	9		Vianè Cumber vs Texas Southern (11/06/2023)
FIELD GOAL ATTEMPTS	22		Vianè Cumber vs Utah St. (01/10/2024)
	20		Nyah Wilson vs Eastern Ill. (11/28/2023)
FIELD GOAL PERCENTAGE (min 5 made)	.833	(5-6)	Paris Lauro vs Western N.M. (12/17/2023)
	.778	(7-9)	Charlotte Kohl vs Mississippi Val. (12/04/2023)
3 PT FG MADE	8		Vianè Cumber vs Montana St. (N) (11/23/2023)
	6		Vianè Cumber at UNLV (01/20/2024)
3 PT FG ATTEMPTS	15		Vianè Cumber vs Montana St. (N) (11/23/2023)
	12		Vianè Cumber vs Utah St. (01/10/2024)
	12		Vianè Cumber vs Boise St. (01/06/2024)
3 PT FG PERCENTAGE (min 2 made)	1.000	(4-4)	Paula Reus vs Fresno St. (01/24/2024)
	1.000	(4-4)	Nyah Wilson vs Texas Southern (11/06/2023)
FREE THROWS MADE	10		Nyah Wilson at Air Force (01/27/2024)
	10		Nyah Wilson vs Fresno St. (01/24/2024)
FREE THROW ATTEMPTS	13		Aniyah Augmon vs Wyoming (01/17/2024)
	12		Nyah Wilson at Air Force (01/27/2024)
	12		Nyah Wilson vs Fresno St. (01/24/2024)
	12		Nyah Wilson at Nevada (12/30/2023)
	12		Charlotte Kohl vs Hampton (12/10/2023)
FREE THROW PERCENTAGE (min 3 made)	1.000	(6-6)	Nyah Wilson vs Eastern Ill. (11/28/2023)
	1.000	(4-4)	Aniyah Augmon vs Tex. A&M-Commerce (11/15/2023)
	1.000	(3-3)	Vianè Cumber at San Jose St. (01/31/2024)
	1.000	(3-3)	Paula Reus at Air Force (01/27/2024)
	1.000	(3-3)	Paula Reus vs Southern Utah (12/07/2023)
REBOUNDS	20		Charlotte Kohl vs Mississippi Val. (12/04/2023)
	20		Charlotte Kohl vs Tex. A&M-Commerce (11/15/2023)
ASSISTS	10		Aniyah Augmon vs Utah St. (01/10/2024)
	7		Aniyah Augmon at UNLV (01/20/2024)
STEALS	8		Aniyah Augmon at Pepperdine (11/09/2023)
	5		Aniyah Augmon vs Wyoming (01/17/2024)
	5		Aniyah Augmon vs New Mexico St. (12/02/2023)
BLOCKED SHOTS	5		Charlotte Kohl vs Mississippi Val. (12/04/2023)
	4		Charlotte Kohl vs New Mexico St. (12/02/2023)
	4		Charlotte Kohl vs Tex. A&M-Commerce (11/15/2023)
TURNOVERS	7		Aniyah Augmon at Colorado St. (01/13/2024)
	6		Aniyah Augmon at San Jose St. (01/31/2024)
	6		Charlotte Kohl at Air Force (01/27/2024)
	6		Aniyah Augmon vs Eastern Ill. (11/28/2023)
	6		Aniyah Augmon vs Georgia Tech (N) (11/24/2023)
	6		Aniyah Augmon vs Montana St. (N) (11/23/2023)
FOULS	5		Charlotte Kohl at Gonzaga (12/22/2023)
	5		Charlotte Kohl vs Montana St. (N) (11/23/2023)

NEW MEXICO TEAM GAME HIGHS

POINTS	84	Fresno St. (01/24/2024)
	81	Eastern Ill. (11/28/2023)
	76	Texas Southern (11/06/2023)
	75	Tex. A&M-Commerce (11/15/2023)
	71	Utah St. (01/10/2024)
	71	Western N.M. (12/17/2023)
FIELD GOALS MADE	31	Tex. A&M-Commerce (11/15/2023)
	28	Fresno St. (01/24/2024)
	28	Texas Southern (11/06/2023)
FIELD GOAL ATTEMPTS	80	Utah St. (01/10/2024)
	76	Eastern Ill. (11/28/2023)
FIELD GOAL PERCENTAGE	.524 (22-42)	Wyoming (01/17/2024)
	.519 (28-54)	Fresno St. (01/24/2024)
3 PT FG MADE	11	Utah St. (01/10/2024)
	11	Hampton (12/10/2023)
3 PT FG ATTEMPTS	37	Hampton (12/10/2023)
	35	Mississippi Val. (12/04/2023)
3 PT FG PERCENTAGE	.467 (7-15)	Fresno St. (01/24/2024)
	.409 (9-22)	Texas Southern (11/06/2023)
FREE THROWS MADE	26	at Air Force (01/27/2024)
	21	Fresno St. (01/24/2024)
	21	Wyoming (01/17/2024)
FREE THROW ATTEMPTS	32	at Air Force (01/27/2024)
	28	Wyoming (01/17/2024)
FREE THROW PERCENTAGE	.917 (11-12)	Texas Southern (11/06/2023)
	.857 (18-21)	Eastern Ill. (11/28/2023)
	.857 (6-7)	at Gonzaga (12/22/2023)
REBOUNDS	56	Mississippi Val. (12/04/2023)
	52	at Air Force (01/27/2024)
ASSISTS	21	Utah St. (01/10/2024)
	20	Hampton (12/10/2023)
STEALS	16	Western N.M. (12/17/2023)
	12	Utah St. (01/10/2024)
BLOCKED SHOTS	7	Mississippi Val. (12/04/2023)
	5	Wyoming (01/17/2024)
	5	New Mexico St. (12/02/2023)
	5	Texas Southern (11/06/2023)
TURNOVERS	23	at Air Force (01/27/2024)
	19	Texas Southern (11/06/2023)
FOULS	20	Hampton (12/10/2023)
	17	UNLV (02/03/2024)

NEW MEXICO LEADERBOARD

Points

##	Player	G	Pts	Pts/G
3	Wilson, Nyah	23	339	14.7
12	Augmon, Aniyah	22	279	12.7
30	Reus, Paula	23	260	11.3
33	Cumber, Vianè	20	241	12.1
22	Kohl, Charlotte	23	162	7.0
5	Langermann, Lara	23	55	2.4
10	Lauro, Paris	17	44	2.6
14	Joaquim, Hulda	22	38	1.7
15	Bates, Jaelyn	8	21	2.6
1	Diarra Berthe, Nahawa	14	20	1.4
21	Curtis, Mackenzie	9	19	2.1
2	Chavez, Natalia	8	10	1.3
24	Robbins, Hannah	2	6	3.0

Field Goal Percentage

##	Player	FG	Att	Pct
22	Kohl, Charlotte	60	124	.484
10	Lauro, Paris	17	38	.447
3	Wilson, Nyah	115	273	.421
12	Augmon, Aniyah	103	248	.415
30	Reus, Paula	100	247	.405
33	Cumber, Vianè	88	241	.365
14	Joaquim, Hulda	16	50	.320
24	Robbins, Hannah	3	10	.300
21	Curtis, Mackenzie	5	17	.294
5	Langermann, Lara	18	64	.281
15	Bates, Jaelyn	7	27	.259
2	Chavez, Natalia	4	17	.235
1	Diarra Berthe, Nahawa	8	35	.229

Scoring Average

##	Player	G	Pts	Pts/G
3	Wilson, Nyah	23	339	14.7
12	Augmon, Aniyah	22	279	12.7
33	Cumber, Vianè	20	241	12.1
30	Reus, Paula	23	260	11.3
22	Kohl, Charlotte	23	162	7.0
24	Robbins, Hannah	2	6	3.0
15	Bates, Jaelyn	8	21	2.6
10	Lauro, Paris	17	44	2.6
5	Langermann, Lara	23	55	2.4
21	Curtis, Mackenzie	9	19	2.1
14	Joaquim, Hulda	22	38	1.7
1	Diarra Berthe, Nahawa	14	20	1.4
2	Chavez, Natalia	8	10	1.3

Field Goal Attempts

##	Player	G	Att	Att/G
3	Wilson, Nyah	23	273	11.9
12	Augmon, Aniyah	22	248	11.3
30	Reus, Paula	23	247	10.7
33	Cumber, Vianè	20	241	12.1
22	Kohl, Charlotte	23	124	5.4

Field Goals Made

##	Player	G	Made	Made/G
3	Wilson, Nyah	23	115	5.0
12	Augmon, Aniyah	22	103	4.7
30	Reus, Paula	23	100	4.3
33	Cumber, Vianè	20	88	4.4
22	Kohl, Charlotte	23	60	2.6

NEW MEXICO LEADERBOARD

3-Point FG Percentage

##	Player	3FG	Att	Pct
10	Lauro, Paris	9	22	.409
14	Joaquim, Hulda	3	8	.375
33	Cumber, Vianè	52	152	.342
3	Wilson, Nyah	19	57	.333
21	Curtis, Mackenzie	4	13	.308
30	Reus, Paula	30	100	.300
15	Bates, Jaelyn	5	21	.238
22	Kohl, Charlotte	2	9	.222
5	Langermann, Lara	10	45	.222
12	Augmon, Aniyah	13	61	.213
2	Chavez, Natalia	2	13	.154

3-Point FG Attempts

##	Player	G	Att	Att/G
33	Cumber, Vianè	20	152	7.6
30	Reus, Paula	23	100	4.3
12	Augmon, Aniyah	22	61	2.8
3	Wilson, Nyah	23	57	2.5
5	Langermann, Lara	23	45	2.0

3-Point FG Made

##	Player	G	Made	Made/G
33	Cumber, Vianè	20	52	2.6
30	Reus, Paula	23	30	1.3
3	Wilson, Nyah	23	19	0.8
12	Augmon, Aniyah	22	13	0.6
5	Langermann, Lara	23	10	0.4

Free Throw Percentage

##	Player	Made	Att	Pct
21	Curtis, Mackenzie	5	6	.833
3	Wilson, Nyah	90	119	.756
5	Langermann, Lara	9	12	.750
33	Cumber, Vianè	13	18	.722
30	Reus, Paula	30	42	.714
1	Diarra Berthe, Nahawa	4	6	.667
22	Kohl, Charlotte	40	61	.656
12	Augmon, Aniyah	60	93	.645
14	Joaquim, Hulda	3	5	.600
15	Bates, Jaelyn	2	4	.500
10	Lauro, Paris	1	2	.500

Free Throw Attempts

##	Player	G	Att	Att/G
3	Wilson, Nyah	23	119	5.2
12	Augmon, Aniyah	22	93	4.2
22	Kohl, Charlotte	23	61	2.7
30	Reus, Paula	23	42	1.8
33	Cumber, Vianè	20	18	0.9

Free Throws Made

##	Player	G	Made	Made/G
3	Wilson, Nyah	23	90	3.9
12	Augmon, Aniyah	22	60	2.7
22	Kohl, Charlotte	23	40	1.7
30	Reus, Paula	23	30	1.3
33	Cumber, Vianè	20	13	0.7

Rebounds

##	Player	G	Reb	Reb/G
22	Kohl, Charlotte	23	172	7.5
30	Reus, Paula	23	134	5.8
33	Cumber, Vianè	20	124	6.2
12	Augmon, Aniyah	22	122	5.5
3	Wilson, Nyah	23	101	4.4

Assists

##	Player	G	Ast	Ast/G
12	Augmon, Aniyah	22	87	4.0
30	Reus, Paula	23	44	1.9
3	Wilson, Nyah	23	33	1.4
33	Cumber, Vianè	20	27	1.4
5	Langermann, Lara	23	21	0.9

Rebounds Average

##	Player	G	Reb	Reb/G
22	Kohl, Charlotte	23	172	7.5
33	Cumber, Vianè	20	124	6.2
30	Reus, Paula	23	134	5.8
12	Augmon, Aniyah	22	122	5.5
24	Robbins, Hannah	2	10	5.0

Steals

##	Player	G	Stl	Stl/G
12	Augmon, Aniyah	22	54	2.5
3	Wilson, Nyah	23	27	1.2
30	Reus, Paula	23	26	1.1
33	Cumber, Vianè	20	16	0.8
22	Kohl, Charlotte	23	12	0.5

NEW MEXICO LEADERBOARD

Offensive Rebounds

##	Player	G	OReb	OReb/G
22	Kohl, Charlotte	23	71	3.1
14	Joaquim, Hulda	22	32	1.5
12	Augmon, Aniyah	22	24	1.1
30	Reus, Paula	23	21	0.9
3	Wilson, Nyah	23	20	0.9

Defensive Rebounds

##	Player	G	DReb	DReb/G
30	Reus, Paula	23	113	4.9
33	Cumber, Vianè	20	109	5.5
22	Kohl, Charlotte	23	101	4.4
12	Augmon, Aniyah	22	98	4.5
3	Wilson, Nyah	23	81	3.5

Fouls

##	Player	G	PF	PF/G
22	Kohl, Charlotte	23	61	2.7
3	Wilson, Nyah	23	54	2.3
12	Augmon, Aniyah	22	39	1.8
33	Cumber, Vianè	20	34	1.7
30	Reus, Paula	23	33	1.4

Foul Outs

##	Player	G	FO
22	Kohl, Charlotte	23	2

Blocked Shots

##	Player	G	Blk	Blk/G
22	Kohl, Charlotte	23	41	1.8
30	Reus, Paula	23	11	0.5
12	Augmon, Aniyah	22	4	0.2
33	Cumber, Vianè	20	4	0.2
10	Lauro, Paris	17	4	0.2

Minutes

##	Player	G	Min	Min/G
30	Reus, Paula	23	748	32:32
12	Augmon, Aniyah	22	737	33:29
3	Wilson, Nyah	23	700	30:26
33	Cumber, Vianè	20	699	34:56
22	Kohl, Charlotte	23	556	24:09

Turnovers

##	Player	G	TO	TO/G
12	Augmon, Aniyah	22	88	4.0
30	Reus, Paula	23	55	2.4
3	Wilson, Nyah	23	45	2.0
22	Kohl, Charlotte	23	31	1.3
33	Cumber, Vianè	20	22	1.1