

THE UNIVERSITY OF NEW MEXICO SOFTBALL

FEBRUARY 23-25 | UNT INVITE | DENTON, TEXAS

2024 SCHEDULE

OVERALL: 3-9 • MW: 0-0 • H: 0-0 • A: 0-6 • N: 3-3

DATE	OPPONENT	TIME/SCORE
2/9	Tennessee State	W, 7-6
2/9	at RV McNeese	L, 12-4 (6)

Louisiana Classics Lafayette, La.

2/10	Chattanooga	L, 4-2
2/10	RV Cal	L, 16-3 (5)
2/11	at No. 21 Louisiana	L, 10-2 (5)

2/14	at UTEP	L, 4-3 (8)
2/14	at UTEP	L, 4-2

ACU Tournament Abilene, Texas

2/16	Marist	W, 13-3
2/16	at Abilene Christian	L, 7-3
2/17	Houston Christian	L, 3-1
2/18	Marist	W, 10-7
2/18	at Abilene Christian	L, 8-0 (5)

UNT Invite Denton, Texas

2/23	Stephen F. Austin	10:30 a.m.
2/23	at North Texas	3:30 p.m.
2/24	Stephen F. Austin	8 a.m.
2/24	at North Texas	3:30 p.m.
2/25	Minnesota	8 a.m.

2/28 Texas Tech 1 p.m.

Purple Classic Phoenix, Ariz.

3/1	Pacific	9 a.m.
3/1	Montana	2 p.m.
3/2	Toledo	2 p.m.
3/2	at Grand Canyon	7 p.m.

Rainbow Wahine Classic Honolulu, Hawai'i

3/6	Cleveland State	7:30 p.m.
3/7	UConn	6 p.m.
3/7	at Hawai'i	11 p.m.
3/8	UConn	5 p.m.
3/8	at Hawai'i	10 p.m.

3/12	at Texas Tech	11 a.m.
3/12	at Texas Tech	1 p.m.

3/15	at San José State *	7 p.m.
3/16	at San José State *	4 p.m.
3/17	at San José State *	1 p.m.

3/22	UNLV *	6 p.m.
3/23	UNLV *	1 p.m.
3/24	UNLV *	11 a.m.

3/26	at New Mexico State	4 p.m.
3/26	at New Mexico State	6 p.m.

3/28	at Nevada *	4 p.m.
3/29	at Nevada *	2 p.m.
3/30	at Nevada *	1 p.m.

4/3	San Diego State *	12 p.m.
4/3	San Diego State *	2 p.m.

4/6	at Colorado State *	1 p.m.
4/7	at Colorado State *	12 p.m.

4/16 New Mexico State 4 p.m.

4/19	Utah State *	6 p.m.
4/20	Utah State *	1 p.m.
4/21	Utah State *	11 a.m.

4/26	at Boise State *	6 p.m.
4/27	at Boise State *	2 p.m.
4/28	at Boise State *	12 p.m.

5/2	Fresno State *	6 p.m.
5/3	Fresno State *	1 p.m.
5/4	Fresno State *	11 a.m.

5/8-11 MW Conference Tournament
Boise, Idaho

All times are MT
Bold denotes home games
*denotes Mountain West game



Record
3-9, 0-0 MW
Head Coach:
Nicole Dickson
Record at UNM:
22-40, 6-16 (2nd yr.)
Career Record:
191-163 (8th yr.)

UNT INVITE



Record
2-8, 0-0 WAC
Last Season:
30-24, 15-9 WAC
Head Coach:
Jeff Jackson
Record at SFA:
2-8 (1st yr.)
Career Record:
Same



Record
3-5, 0-0 AAC
Last Season:
35-22, 16-8 CUSA
Head Coach:
Rodney DeLong
Record at UNT:
167-79 (6th yr.)
Career Record:
312-159-1 (10th yr.)



Record
4-3, 0-0 B1G
Last Season:
38-19, 17-6 B1G
Head Coach:
Piper Ritter
Record at UM:
100-61-1 (4th yr.)
Career Record:
Same

THE OPPONENTS

UNM returns to The Lone Star State for the second-straight weekend to face Stephen F. Austin, North Texas and Minnesota. While the Lobos have historically played all three teams, it's been 21 years (Minnesota), 19 years (North Texas) and seven years (Stephen F. Austin).

vs. Stephen F. Austin
Overall: 4-4
Last Five: 1-4
Last Game: 2/18/17
Last Win: 3/2/96
Series Trend: L4

vs. North Texas
Overall: 1-3
Last Five: 1-3
Last Game: 2/25/05
Last Win: 2/21/04
Series Trend: L3

vs. Minnesota
Overall: 12-5
Last Five: 2-3
Last Game: 3/14/03
Last Win: 3/5/00
Series Trend: L2

LOBO NOTES

STEAL YOUR BASE

- Keyannah Chavez's three stolen bases against Tennessee State were the most for a Lobo in a single game since 2017, when D'Andrea DeFlora had three against Santa Clara on 3/11/17.
- UNM's six stolen bases in the season opener were the most in a game since 2018, when UNM had six against Howard on 3/10/18. In addition to Chavez's three, Ashley Archuleta had two stolen bases and Katherine Brunner had one stolen base.
- The Lobos then stole seven bases against Marist on Feb. 16, the most in a single game for UNM since 2010.
- Emma Bramson and Elizabeth Baylor each stole two, with Sydney Carithers, DeNae Vasquez-Dickson and Archuleta each stealing one.
- UNM is 24-25 on the season in stolen bases with nine different players recording at least one. UNM successfully stole on its first 24 attempts, with the lone caught stealing in the Feb. 18 game against Marist.
- Archuleta leads UNM going 6-6 with Bramson 4-4, Carithers 3-3, Baylor, Rachael Hathoot and Vasquez-Dickson 2-2 and Gabrielle Briones and Brunner 1-1. Chavez is 3-4 on the season.
- UNM is currently tied for seventh in the NCAA in stolen bases and 33rd in stolen bases per game (2.0). Archuleta is 24th in the NCAA in stolen bases.

KEY CONTRIBUTOR

- Keyannah Chavez had a sensational second week of the season, leading the Lobos with nine hits, two doubles, two triples, 15 total bases, and had a .833 slugging percentage and a .550 on-base percentage. Chavez closed the ACU Tournament going a combined 4-4 on Sunday with a double, a triple, a walk and one RBI, finishing with a 1.750 slugging percentage. Her 3-3 performance against Marist was her second three-hit outing of the season and her team-high fifth multi-hit game of the season.
- Chavez enters the weekend on a five-game hitting streak.
- The sophomore leads the team in batting average (.469), slugging percentage (.656), on-base percentage (.514), hits (15), triples (two) and total bases (21) and is tied for the team high in runs scored (seven) and doubles (two). She is also 6-11 (.545) with runners on, 11-15 (.733) in successfully advancing runners and 3-6 with runners in scoring position.
- Chavez is 33rd in the NCAA in hits, sixth in triples and 21st in toughest to strike out at 32.0.
- Among the MW, Chavez is fifth in batting average and hits, ninth in on-base percentage, 10th in slugging percentage, tied for first in triples and tied for sixth in total bases.

GUEST APPEARANCE

- Freshman McKenna Guest has been a steady force in the circle for the Lobos, appearing in a team-high nine games, starting a team-high six games and throwing three complete games.
- The RHP has thrown a team-high 34.2 innings, 15.0 more innings than the next Lobo pitcher, and carries a team-best 4.85 ERA with a team-best 31 strikeouts, accounting for 54.4% of UNM's total strikeouts. Guest has also been the pitcher on record in two of UNM's wins and earned her first save in the win against Marist.
- Guest struck out a season-high nine at UTEP and followed that up two days later with seven strikeouts in the first game against Marist. She is averaging 6.26 strikeouts per game.
- In her first collegiate appearance, freshman pitcher McKenna Guest entered in the fourth inning with bases loaded and struck out the first two batters she faced. She then limited the Tigers to one hit in both the sixth and seventh innings to keep the Lobos within reach, recording a strikeout in each inning. Guest finished with 4.0 innings pitched, no runs or walk allowed with four hits and four strikeouts.
- The Pattonville, Texas native followed the first weekend up with a complete game in the first game at UTEP on Wednesday and of her nine strikeouts, she struck out the side in the sixth. Guest retired the side in order in both the fifth and sixth.
- Nationally, Guest has thrown the sixth-most innings pitched in the NCAA, the second-most by a freshman pitcher.

KEEP THEM GUESSING

- In 12 games, the Lobos have used 11 different variations of the batting order.
 - Three different players have hit in the leadoff spot, five in the second spot, two in the third spot, five in the cleanup spot, six in the fifth spot, four in the sixth spot, three in the seventh spot, five in the eighth spot and four in the ninth spot.
 - Rachael Hathoot has led off in 10 games with Chloe Yeatts hitting third in eight games and Elizabeth Baylor seventh in nine games for the most frequency in the lineup.
 - The Lobos have also used four different players at the DP spot, led by six games for Emma Bramson.

PATIENCE AT THE PLATE

- In the win against Marist on Feb. 18, the Lobos drew nine walks after walking seven times in the previous game against Houston Christian.
 - In the bottom of the second, the Lobos batted around to score seven runs with four hits and

2024 QUICK FACTS

Name of School _____ University of New Mexico
 Founded _____ 1889 by Territorial Legislature
 Enrollment _____ 27,413
 Nickname _____ Lobos
 School Colors _____ Cherry & Silver
 Conference _____ Mountain West
 Affiliation _____ NCAA Division I
 Venue _____ Lobo Softball Field
 Dimensions _____ 205-225-205
 Capacity _____ 1,500
 President _____ Dr. Garnett Stokes
 Athletic Director _____ Eddie Nuñez

PROGRAM HISTORY

First Year of Softball _____ 1978
 All-Time Record _____ 1063-1234-3
 Mountain West Record _____ 144-339-1
 NCAA Tournament Appearances _____ 3
 1980 (IAIW), 1981 (IAIW) and 1983 (NCAA)
 Last NCAA Postseason Opponent Cal St. Fullerton
 Last NCAA Postseason Result _____ CSUF won series 2-1
 Conference Championships _____ 3
 1980 (Intermountain), 1981 (Intermountain) and
 1983 (High Country)

TEAM INFORMATION

2023 Overall Record _____ 19-31
 2023 MW Record _____ 6-16 (9th)
 Letterwinners Returning/Lost _____ 13/12
 Pitchers Returning/Lost _____ 2/4
 Starters Returning/Lost _____ 6/3
 Newcomers _____ 15

SOFTBALL STAFF

Head Coach _____ Nicole Dickson (2nd season)
 Record at UNM _____ 22-40
 Career Record _____ 191-163 (Eighth season)
 Assistant Coach Morgan Spearman (2nd season)
 Assistant Coach _____ Skylar Black (2nd season)
 Assistant Coach _____ Sophie Hannabas (1st season)

COMMUNICATIONS

Softball Contact _____ Allison Weiss
 Email _____ allisonweiss@unm.edu
 Cell Phone (Preferred) _____ (661) 313-5402

DIGITAL MEDIA

Athletics Website _____ GoLobos.com
 Main University Web Site _____ unm.edu
 Conference Website _____ TheMW.com
 X _____ @UNMLoboSB
 Instagram _____ @UNMLoboSB
 Facebook _____ @UNMLoboSB

INTERVIEW REQUESTS

All interviews with UNM student-athletes and coaches are to be coordinated through the athletics communications office. Interviews may be arranged by contacting Allison Weiss in the athletics communications office (allisonweiss@unm.edu). All interview requests should be made at least 24 hours in advance.

drew five walks to take the 7-3 lead. Sydney Carithers reached on a walk, and after the lineup turned over, the Red Foxes intentionally walked Rachael Hathoot to load the bases and both Ashley Archuleta and Chloe Yeatts followed up with walks to tie the game at three.

- The Lobos later had a two-out rally in the fourth that started with a walk by Emma Bramson. Keyannah Chavez brought her around on a hit to left center, with the Lobo center-fielder taking third on a wild pitch on the next at-bat. Baylor walked and Grace Rana was hit by a pitch to load the bases, and DeNae Vasquez-Dickson extended the lead with a hit back up the middle to score two runs. The Lobos scored three runs on two hits in the inning, with all three runs coming from runners who reached on free bases.
- The Lobos have drawn 31 walks, with Ashley Archuleta leading with eight, Katherine Brunner at four and Emma Bramson, Chloe Yeatts and Sydney Carithers walking three times each.
- Archuleta leads the MW in walks.

ABOUT THAT SERIES HISTORY

- The last two games in the series against Stephen F. Austin occurred in Coach Dickson's first year at SFA. Her first win at SFA was against UNM (a 5-1 win on Feb. 17, 2017), as was her second win (a 3-1 win on Feb. 18, 2017).

A LOOK BACK AT 2023

- The Lobos made statistical improvements in Coach Nicole Dickson's first year at UNM, both in NCAA rankings and among program single-season stats.
- When it comes to program milestones:
 - The .299 batting average was the best batting average since 2015 and tied the best batting average in the last 11 years. UNM's 231 runs were the most since 2016, the 399 hits were the most since 2015, the 14 triples were the most since 2010, the 214 RBI the most since 2015 as was the .368 on-base percentage. The 40 stolen bases were the most since 2013.
 - UNM pitched 4 shutouts, the most since 2013 and turned 22 double plays, the most since 2015.
- UNM improved from 2022 to 2023 in 8 NCAA statistical categories:
 - The Lobos improved 141 spots in double plays turned per game (finished 27th with .44), improved 88 spots in triples per game (29th at .28), 87 spots in stolen bases per game (192nd at .80), 86 spots in batting average (.45th at .299), 49 spots in runs per game (95th at 4.62), 46 spots in on-base percentage (.68th at .368), 16 spots in shutouts (189 at 4) and 12 spots in slugging percentage (.88th at .422).
- On opening weekend last season, UNM beat No. 19 Oregon State 8-0 in five innings for the first win against a ranked opponent since 2016 and the first run-rule of a ranked opponent since 2012.
- UNM had two players finish in the top 4 in the MW in batting average, with one returner in Rachael Hathoot (second at .396), and Hathoot also finished in the top 5 in the MW in hits (fifth at 59). Both Hathoot and Ashley Archuleta were among the top 2 in triples with Hathoot leading with seven and Archuleta tied for second with five.
- The Lobos had two MW Freshman of the Week and Player of the Week award winners and one MW Pitcher of the Week winner.
- UNM also had two First Team All-Mountain West players in Archuleta and Hathoot, the second for Archuleta and first for Hathoot, and the first time that UNM has had two earn spots on the first team since 2014.

FRESH PERSPECTIVE

- The Lobos revamped their roster with 12 freshmen and a total of 15 newcomers.
- Of the freshmen, UNM added four pitchers, three outfielders, three utility players and two infielders.
- UNM also added three transfers in junior catcher/infielder Sydney Carithers, junior pitcher Emily Brouse and sophomore outfielder Taylor Morgan.
- Of the freshmen, Katherine Brunner has started all 12 games, eight games at third and four as the designated player. Macie Andrews has started four games, all in left, DeNae Vasquez-Dickson six games in left and Gabrielle Briones starting in one game at second.
- McKenna Guest leads the Lobos' pitching staff with six starts and nine appearances.
- Carithers has started 10 games at catcher.

I'LL FOLLOW YOU

- Sydney Carithers followed Coach Dickson to UNM after two seasons at SFA, where she played for Coach Dickson as a freshman.
- Her freshman season, Carithers played in 54 games with 52 starts, hitting .245 with a .338 slugging percentage and a .286 on-base percentage. She finished with 37 hits, six doubles, one triple and two home runs, recording 16 RBI.
- In her two seasons, she played in 105 games with 102 starts.

AT THE CENTER OF IT ALL

- After starting all 50 games last season in left field, sophomore Keyannah Chavez has moved over to center.
- Chavez finished with 45 hits, seven doubles, 19 RBI and 19 walks and hit .315 with a .410 on-base percentage and a .364 slugging percentage.
- The Leander, Texas native led the team in walks and was second in runs scored (36) and tied for second in doubles. She was third on the team in on-base percentage and hits, fourth in batting average and had a 16-game streak of reaching base and a six-game hitting streak.
- Chavez finished the season with a four-game streak of reaching base and a two-game hitting streak.
- She posted 12 multiple hit games and five multiple RBI games.
- Her freshman season, she was named MW Freshman of the Week twice (Feb. 21 and March 28) and MW Player of the Week once (March 28).
- This season, Chavez has six hits and is hitting .286, which included hitting a combined .714 with five hits in the first two games of the season.

MIDDLE (WOMEN)

- The Lobos are anchored in the middle infield with the stability and experience of Ashley Archuleta (second) and Rachael Hathoot (shortstop).
- Entering her junior season, Archuleta has played in 100 games with 96 starts at second.
 - The Rio Rancho, New Mexico native is coming off of her best season as a Lobo in terms of home runs (3), triples (5), batting average (.331), slugging percentage (.508) and RBI (25).
 - She finished the season on a 10-game hitting streak and had 13 games with multiple hits and eight games with multiple RBI.
 - In MW games, was second in hits (31), fifth in batting average (.437), sixth in slugging % (.676), 10th in on-base % (.481).
- Hathoot started all 50 games last season at shortstop, but has started all 122 games during her three years. The redshirt senior has shown her versatility, playing 42 games at second and four as a catcher her sophomore season (2021) and 26 games at third her freshman season. Hathoot missed 2022 due to injury.
 - She is also coming off her best season as a Lobo with 59 hits, nine doubles, seven triples, 31 RBI, 91 total bases, 12 walks, 38 runs scored, a .396 batting average, .452 on-base percentage and .611 slugging percentage.
 - She was 23-53 (.434) with runners in scoring position, 19-37 (.514) as the leadoff and 4-8 with bases loaded last season.
 - Her seven triples tied for the third most in a single season in program history, last done in 1998. It also ranked fifth in the NCAA and her 0.14 triples per game ranked seventh.
 - Hathoot led the team in batting average, slugging percentage, on-base percentage, doubles, triples, runs scored and total bases and she tied for the team high in RBI.
 - Her 59 hits were more than her freshman and sophomore season combined, as were her 91 total bases.
 - Hathoot had a career-best 15-game hit streak and career-best 20-game streak of reaching base and led the team with 18 multiple hit games, five games with three hits while also having seven multiple RBI games.

BY THE NUMBERS

- UNM was 14-6 when scoring in the first inning and 13-5 when scoring first last season.
- The Lobos were 11-3 when leading after one, 13-1 when leading after two and 12-1 when leading after three. As the game went on, the Lobos were 13-3 when leading after the fourth inning, 11-2 when leading after five and 12-0 when leading after the sixth inning.
- UNM was 19-4 when outhitting its opponent last season and had 22 games with double-digit

- hits and were 16-6 when reaching double figures.
- The Lobos have twice reached double figures in hits this season: UNM's win against Tennessee State where the Lobos finished with 12 hits, and 15 hits in the win against Marist on Feb. 16.
- UNM is also 3-0 this season when scoring at least six runs.
- If the Lobos can score in the first inning and hold a lead after the first inning, the Lobos are 2-1 when scoring in the first inning and 2-0 when leading after the first, second, third, fourth, fifth and sixth innings.

TAKE ME HOME COUNTRY ROADS

- The Lobos return to Texas for consecutive weeks in Texas, playing in a total of 12 games in The Lone Star State in the last two weeks.
- UNM has a total of 10 players from Texas in Elizabeth Baylor, Gabrielle Briones, Katherine Brunner, Sydney Carithers, Keyannah Chavez, Amanda Croteau, Lauren Garcia, McKenna Guest, Kenzie Jones and Danae Vasquez-Dickson.

IT'S NOT HOW YOU START...

- UNM was picked eighth in the MW Preseason Coaches' Poll with 17 points and two points behind Utah State.

LAST ONE, BEST ONE FOR RACHAEL

- After earning Mountain West All-Conference First Team last season, New Mexico shortstop Rachael Hathoot has been selected by the conference coaches to the All-Mountain West Preseason Team, one of 12 position players and the only Lobo to earn the preseason distinction.
- "Rachael is a top three player in the Mountain West Conference," commented head softball coach Nicole Dickson. "She is talented, competitive and has a high game IQ. She's been a leader and set the tone from day 1. Her mentality, work ethic and drive are consistent, and I believe her best softball is in front of her this season."
- Hathoot enters the season after hitting .414 with a .643 slugging percentage and a .468 on-base percentage in 22 MW games in 2023. Against conference opponents, Hathoot recorded 29 hits, which included five doubles, four triples and a home run for 45 total bases and accounted for 19 runs and 13 RBI.
- The Albuquerque native led the Lobos in runs scored, was second in batting average, slugging percentage, on-base percentage, hits and total bases, tied for the team lead in triples and was third in runs batted in. Hathoot had nine multiple hit games with at least one hit in 18 conference games as well as seven MW games with at least one RBI and three games with multiple RBI.
- Among the MW, Hathoot finished tied for second in triples, fifth in hits, sixth in batting average, ninth in total bases, 11th in slugging percentage, 13th in on-base percentage and tied for 13th in runs scored. In addition, Hathoot turned six double plays, tied for the second most among conference players, and was third in assists (54).

IT STARTS IN THE CIRCLE

- From the time she was hired, Coach Dickson has repeatedly stated that success starts in the circle, and it starts with veteran returners Amber Linton and Taylor Snow.
- RHP Amber Linton appeared in a team-high 32 games and 25 starts, throwing 14 complete games and 158.2 innings last season. Linton led the MW with 164 strikeouts and 48 looking, while also leading in innings pitched. Her 14 complete games doubled her total from her sophomore season and in addition, she threw three shutouts and had 15 games with five or more strikeouts. Linton set a career high with 14 strikeouts at Utah State, one of three games that she finished with 10+ strikeouts. Her 164 strikeouts ranked 58th in the NCAA and were the fifth most in a single season in program history.
- Her 7.24 strikeouts per game in 2023 was the single-season program record, breaking her own record of 6.97 she set in 2022.
- Linton enters her senior season needing 123 strikeouts to set the career record at UNM, with the Lobo recording over 150 strikeouts her first two seasons at UNM.
- On Linton, Coach Dickson commented that, "Amber has been grinding all offseason to expand her pitch resume. She is the veteran of the staff and she's going to get the ball. I believe she has a chip on her shoulder from last season- she's hungry to win and her work ethic backs it up. If she commands the zone and we play defense behind her, she has the ability to be one of the top three pitchers in the Mountain West."
- In her first season at UNM, RHP Snow appeared in 29 games with 14 starts, throwing two complete games. She finished with a 4.86 ERA, pitching 90.2 innings and allowing 83 runs (63 earned), 128 hits, striking out 28 and walking 29. Snow had the second-most appearances, starts, innings pitched and strikeouts on the pitching staff and recorded two strikeouts in eight games with a season-high three strikeouts at Texas Tech on March 12.
- The Lobos added five pitchers, four of which are freshmen, in the offseason in McKenna Guest (RHP), Kenzie Jones (RHP) and Alina Ortiz (RHP) and Brooke Umali (LHP) and junior Emily Brouse (RHP), who previously played at Odessa.
- To date, Guest has made the most appearances with nine and thrown a staff-high 34.2 inning with six starts, three complete games and one save. The Lobos have used five pitchers with each pitcher recording at least one start. Guest (two) and Snow (one) have earned a win.

NO LET UP IN NON-CONFERENCE

- Entering her second season at UNM, Coach Dickson put together a schedule that includes seven teams that competed in the NCAA Tournament last season (McNeese, Cal, Louisiana, Marist, Minnesota, GCU, and San Diego State from the MW) with a team that advanced to the Super Regionals, 15 teams that won over 30 games and three teams that won over 40 games last season.
- The Lobos will face three Power 5 teams in Cal (Pac-12), Minnesota (Big Ten) and Texas Tech (Big 12).

LIFE ON THE ROAD

- The Lobos have 13 of 54 total games at home.
- UNM's first 17 games of the season will be on the road, taking the Lobos to Louisiana and three times to Texas before the home opener on Feb. 28 against Texas Tech.
- Following the Feb. 28 home game, the Lobos don't have another home game until the MW series against UNLV starting on March 22, which includes a prolonged stay on the road with a tournament in Phoenix and the Lobos heading straight to Honolulu.

FIRST GAME, FIRST WIN

- Coach Dickson became just the second coach to win in their Lobo coaching debut, doing so with the largest margin of victory (+9) when UNM run-ruled Nicholls 12-3 in five on Feb. 9, 2023. Erica Beach was the other head coach to win in her first game (a 10-2, five inning win against Utah Valley on Feb. 12, 2011).

ABOUT STEPHEN F. AUSTIN

- Stephen F. Austin enters the UNT Invite 2-8 on the season following a midweek split against Sam Houston State.
- Kelby Robbins leads the team with a .368 batting average, while Ellie Vance and Madison Nguyen lead with eight hits. Lexi Benson has driven in a team-high five runs and has walked a team-high seven times.
- In the circle, SFA has used five pitchers, led by five appearances from Alexis Tedford, who has thrown three complete games and made four starts. Aydenne Brown has also started four games, with Brooke Gainous starting in two, appearing in four and throwing one complete game. Telford has thrown a team-high 28.2 innings, 10 innings more than the next pitcher on the staff, and has struck out 22 compared to eight walks.
- On the bases, SFA is 6-10, with Vance 2-3 and Kaylee Paul 2-2. Opponents are 13-18 in stolen bases.

ABOUT NORTH TEXAS

- The Mean Green are 3-5 entering the weekend, 1-3 at home and have lost their last two following losses to Missouri (11-2 in five and 10-0) and a split with South Dakota State (won 9-4 and lost 7-2) last weekend at home.
- UNT is led at the plate by Rylee Nicholson, who is hitting .333 with a .600 slugging percentage and .500 on-base percentage. She is one of seven players with a home run, one of seven players with a double and one of four players with both a double and a home run. Nicholson also leads with six stolen bases, going 6-6 while as a team, UNT is 10-11. Kat Ibarra leads with 10 total bases and six hits, which also includes a home run and double, while Tatum Sparks leads with five RBI.
- North Texas has used four pitchers this season, led by McKenzie Wagoner with five appearances, however, Sklyar Savage leads with 18.1 innings in four appearances and three starts. Mackenzie Childers has also made three starts, with all three pitching a complete game. Childers has the most strikeouts on the staff with 17, however, Wagoner has the best strikeout-to-walk numbers on the staff with 13 strikeouts to three walks.
- They were picked to finish third in the American preseason coaches' poll with 66 points and one first-place vote. UNT returns eight position players who started and three pitchers.

ABOUT MINNESOTA

- Minnesota is 4-3 on the season with wins over San Diego State (5-3), UC Santa Barbara (8-5 and 4-3) and Georgia Tech (12-11).
- The Golden Gophers are led by Jess Oakland, who has a team-high 11 hits, which includes a team-high two home runs, as well as leading in batting average (.440), total bases (18), RBI (nine), slugging percentage (.720) and on-base percentage (.500). Breezy Burnett has accounted for half of Minnesota's six stolen bases, with four players stealing at least one base.
- Minnesota has had five pitchers appear in a game this season, led by six appearances by Sydney Schwartz. Bri Enter has made four starts with one complete game to lead the pitching staff and has thrown a team-high 21.0 innings with 13 strikeouts to three walks. Enter is 2-0 on the season, while Schwartz is 2-2 with one save.

NUMERICAL ROSTER

#	NAME	POS	HT	YR	B/T	HOMETOWN (PREVIOUS SCHOOL)
00	DeNae Vasquez-Dickson	OF	5-4	Fr.	L/L	Grapevine, Texas (Colleyville Heritage HS)
1	Gabrielle Briones	UTIL	5-3	Fr.	R/R	Mesquite, Texas (Mesquite HS)
2	Savana Martinez	C	5-3	RS-Jr.	R/R	Albuquerque, N.M. (Rio Rancho HS)
3	Rachael Hathoot	INF	5-8	RS-Sr.	R/R	Albuquerque, N.M. (La Cueva HS)
4	Macie Andrews	OF	5-3	Fr.	R/R	Enid, Okla. (Chisholm HS)
5	Kenzie Jones	P	5-8	Fr.	R/R	Crawford, Texas (Crawford HS)
6	Alina Ortiz	P	5-6	Fr.	R/R	Corona, Calif. (Centennial HS)
7	Ashley Archuleta	INF	5-4	Jr.	L/R	Rio Rancho, N.M. (Cleveland HS)
8	Katherine Brunner	INF	5-7	Fr.	R/R	Katy, Texas (James E. Taylor HS)
9	Jewels Hanawahine	UTIL	5-9	Fr.	R/R	Waimanalo, Hawaii (Kamehameha Kap. Iama)
12	Savannah Braun	INF	5-10	Sr.	R/R	Tualatin, Ore. (Tualatin HS)
13	Elizabeth Baylor	OF	5-8	So.	R/R	Richmond, Texas (Churchill Fulshear HS)
14	Taylor Snow	P	5-10	RS-Jr.	R/R	Columbia, La. (Louisiana)
16	Brooke Umali	P	5-3	Fr.	L/L	Burlingame, Calif. (Aragon HS)
17	Amber Linton	P	6-0	Sr.	R/R	Franklin, Ind. (Indiana)
18	Grace Rana	C	5-6	So.	R/R	Queen Creek, Ariz. (Queen Creek HS)
20	Emma Bramson	INF	5-7	Jr.	R/R	Valencia, Calif. (Valencia HS)
21	Taylor Morgan	OF	5-6	So.	R/R	Gallup, N.M. (Trinidad State College)
23	McKenna Guest	P	5-6	Fr.	R/R	Pattonville, Texas (Prairiland HS)
24	Diamond Sandoval	OF	5-3	Sr.	R/R	Norwalk, Calif. (St. Paul HS)
25	Chloe Yeatts	C/INF	5-9	So.	R/R	Ardmore, Okla. (Lone Grove HS)
26	Karly Smith	OF	5-10	Fr.	L/R	Scottsdale, Ariz. (Horizon HS)
27	Hayden Luderer	UTIL	5-5	Fr.	R/R	Thousand Oaks, Calif. (Louisville HS)
28	Emily Brouse	P	6-0	Jr.	R/R	Harlan, Iowa (Odessa College)
33	Sydney Carithers	C/INF	5-6	Jr.	R/R	Fort Worth, Texas (Stephen F. Austin)
38	Keyannah Chavez	OF	5-1	So.	L/L	Leander, Texas (Glen HS)
44	Lauren Garcia	INF	5-11	RS-So.	R/R	El Paso, Texas (Montwood HS)
55	Amanda Croteau	INF	5-3	Fr.	R/R	Katy, Texas (Cinco Ranch HS)

COACHING STAFF

Head Coach: Nicole Dickson	2nd season	Eastern New Mexico
Assistant Coach: Morgan Spearman	2nd season	Angelo State
Assistant Coach: Skylar Black	2nd season	Stephen F. Austin
Assistant Coach: Sophie Hannabas	1st season	Stephen F. Austin

HOME

ARIZONA (2)

Grace Rana, Karly Smith

CALIFORNIA (5)

Emma Bramson, Hayden Luderer, Alina Ortiz, Diamond Sandoval, Brooke Umali

HAWAII (1)

Jewels Hanawahine

INDIANA (1)

Amber Linton

IOWA (1)

Emily Brouse

LOUISIANA (1)

Taylor Snow

NEW MEXICO (4)

Ashley Archuleta, Rachael Hathoot, Savana Martinez, Taylor Morgan

OKLAHOMA (2)

Macie Andrews, Chloe Yeatts

OREGON (1)

Savannah Braun

TEXAS (10)

Elizabeth Baylor, Gabrielle Briones, Katherine Brunner, Sydney Carithers, Keyannah Chavez, Amanda Croteau, Lauren Garcia, McKenna Guest, Kenzie Jones, Danae Vasquez-Dickson

PRONUNCIATION GUIDE

3	RACHAEL HATHOOT	Ray-chel HAT-hoot
9	Jewels HANAWAHINE	HA-nah-WHA-he-nay
12	Savannah BRAUN	BRAWN
16	Brooke UMALI	OOH-mall-e
18	Grace RANA	RAIN-ah
25	Chloe YEATTS	rhymes with Gates
27	Hayden LUDERER	Lew-DUR-urr
28	Emily BROUSE	rhymes with house
55	Amanda CROTEAU	Crow-toe
*audio pronunciations are available on their bio online		

CLASS

SENIORS (4)

17	Amber Linton	RHP
12	Savannah Braun	INF
3	Rachael Hathoot (RS)	INF
24	Diamond Sandoval	OF

JUNIORS (6)

7	Ashley Archuleta	INF
20	Emma Bramson	INF
28	Emily Brouse	P
33	Sydney Carithers	C
2	Savana Martinez (RS)	C
14	Taylor Snow (RS)	RHP

SOPHOMORES (6)

13	Elizabeth Baylor	OF
38	Keyannah Chavez	OF
44	Lauren Garcia (RS)	INF
21	Taylor Morgan	OF
18	Grace Rana	C
25	Chloe Yeatts	C

FRESHMEN (12)

4	Macie Andrews	OF
1	Gabrielle Briones	INF
8	Katherine Brunner	INF
55	Amanda Croteau	INF
23	McKenna Guest	RHP
9	Jewels Hanawahine	INF
5	Kenzie Jones	RHP
27	Hayden Luderer	UTIL
6	Alina Ortiz	P
26	Karly Smith	OF
16	Brooke Umali	LHP
00	DeNae Vasquez-Dickson	OF

POSITIONAL BREAKDOWN

PITCHERS (7)

5	Kenzie Jones
6	Alina Ortiz
14	Taylor Snow
16	Brooke Umali
17	Amber Linton
23	McKenna Guest
28	Emily Brouse

CATCHERS (2)

2	Savana Martinez
18	Grace Rana

CATCHER/INFIELDER (2)

25	Chloe Yeatts
33	Sydney Carithers

INFIELDER (7)

3	Rachael Hathoot
7	Ashley Archuleta
8	Katherine Brunner
12	Savannah Braun
20	Emma Bramson
44	Lauren Garcia
55	Amanda Croteau

OUTFIELDERS (7)

00	DeNae Vasquez-Dickson
4	Macie Andrews

13	Elizabeth Baylor
24	Diamond Sandoval
26	Karly Smith
38	Keyannah Chavez

UTILITY (3)

1	Gabrielle Briones
9	Jewels Hanawahine
27	Hayden Luderer



DeNae Vasquez-Dickson
OF • 5-4 • FR. • L/L
Grapevine, Texas



Gabrielle Briones
UTIL • 5-3 • FR. • R/R
Mesquite, Texas



Savana Martinez
C • 5-3 • RS-JR. • R/R
Albuquerque, N.M.



Rachael Hathoot
INF • 5-8 • RS-SR. • R/R
Albuquerque, N.M.



Macie Andrews
OF • 5-3 • FR. • R/R
Enid, Okla.



Kenzie Jones
P • 5-8 • FR. • R/R
Crawford, Texas



Alina Ortiz
P • 5-6 • FR. • R/R
Corona, Calif.



Ashley Archuleta
INF • 5-4 • JR. • L/R
Rio Rancho, N.M.



Katherine Brunner
INF • 5-7 • FR. • R/R
Katy, Texas



Jewels Hanawahine
UTIL • 5-9 • FR. • R/R
Waimanalo, Hawai'i



Savannah Braun
INF • 5-10 • SR. • R/R
Tualatin, Ore.



Elizabeth Baylor
OF • 5-8 • SO. • R/R
Richmond, Texas



Taylor Snow
P • 5-10 • RS-JR. • R/R
Columbia, La.



Brooke Umali
P • 5-3 • FR. • L/L
Burlingame, Calif.



Amber Linton
P • 6-0 • SR. • R/R
Franklin, Ind.



Grace Rana
C • 5-6 • SO. • R/R
Queen Creek, Ariz.



Emma Bramson
INF • 5-7 • JR. • R/R
Valencia, Calif.



Taylor Morgan
OF • 5-6 • SO. • R/R
Gallup, N.M.



McKenna Guest
P • 5-6 • FR. • R/R
Pattonville, Texas



Diamond Sandoval
OF • 5-3 • SR. • R/R
Norwalk, Calif.



Chloe Yeatts
C/INF • 5-9 • SO. • R/R
Ardmore, Okla.



Karly Smith
OF • 5-10 • FR. • L/R
Scottsdale, Ariz.



Hayden Luderer
UTIL • 5-5 • FR. • R/R
Thousand Oaks, Calif.



Emily Brouse
P • 6-0 • JR. • R/R
Harlan, Iowa



Sydney Carithers
C/INF • 5-6 • JR. • R/R
Fort Worth, Texas



Keyannah Chavez
OF • 5-1 • SO. • L/L
Leander, Texas



Lauren Garcia
INF • 5-11 • RS-SO. • R/R
El Paso, Texas



Amanda Croteau
INF • 5-3 • FR. • R/R
Katy, Texas



Nicole Dickson
Head Coach



Morgan Spearman
Assistant Coach



Skylar Black
Assistant Coach



Sophie Hannabas
Assistant Coach

HEAD COACH NICOLE DICKSON



Nicole Dickson enters her second season as head coach of the Lobo softball program in 2023-24. Hired on June 3, 2022, Dickson is the sixth head coach in program history.

The Lobos took significant statistical strides in her first year in Albuquerque, producing numbers that hadn't been achieved in several years. Of note, UNM's .299 batting average was the best since 2015 and tied the best average for the program in the last 11 years. The 399 hits and 231 runs scored were the most since 2015 and 2016, respectively, and the 214 RBI and .368 on-base percentage were the highest since 2015. The team's 14 triples were the most in a single season since 2010 and the Lobos' 40 stolen bases were the most since 2013. Defensively, the Lobos led the MW with 22 double plays, the most turned since 2015 and the four shutouts were the most since 2013.

Additionally, UNM jumped in the NCAA rankings from a season ago in eight categories: batting average (a ranking improvement of 86 spots), triples per game (88 spots), stolen bases per game (87 spots), runs (49 spots), on-base percentage (46 spots), slugging percentage (12 spots), shutouts (16 spots) and double plays turned (141 spots). The Lobos ranked 45th in batting average, 27th in double plays per game, 29th in triples per game, 68th in on-base percentage and 88th in slugging percentage.

It didn't take long to see the potential as with UNM's season-opening win over Nicholls, Dickson became just the second Lobo head coach in program history to win in their coaching debut, doing so with the largest margin of victory (12-3 in five innings). Three games later, Dickson and the Lobos made more history, beating No. 19 Oregon State 8-0 in five innings for UNM's first win over a ranked opponent since 2016 and UNM's first run-rule win over a ranked opponent since 2012.

During the season, Dickson guided the Lobos to their first series win over Nevada since 2015, UNM's 8-0 win over SJSU on March 25 was the first shutout against the Spartans since May 8, 2015, and the 12 runs scored against CSU on April 16 were the most runs the Lobos have scored against the Rams since April 15, 2016. In the March 19th win at Utah State, the Lobos finished with 18 hits, 15 runs and struck out 14 Aggies, with the 18 hits the most since 2018 and the 15 runs were the most since 2019. The 15 runs were the most against the Aggies since April 26, 2014, and the 14 strikeouts by Amber Linton were the most in a game by a Lobo since 2013.

Among the conference, UNM had players in the top four in the MW in batting average (Rachael Hathoot second at .396 and Peyton Robinson fourth at .380), two players in the top 5 in the MW in hits (Robinson fourth at 60 and Hathoot fifth at 59), two players in the top 2 in triples (Hathoot first at seven and Ashley Archuleta tied for second at 5) and had two MW Player of the Week, one Pitcher of the Week and two Freshman of the Week honors.

UNM produced two All-Mountain West First Team members in Archuleta and Hathoot, who each had their best seasons in a Lobo uniform.

Hathoot produced her best season as a Lobo with 59 hits, nine doubles, seven triples, 31 RBI, 91 total bases, 12 walks, 38 runs scored, a .396 batting average, .452 on-base percentage and .611 slugging percentage and her seven triples tied for the third most in a single season in program history, last done in 1998. Her 59 hits were more than her freshman and sophomore seasons combined, as were her total bases. Further, she had a career-best 15-game hit streak and career-best 20-game streak of reaching base, while also leading the team with 18 multiple hit games, five games with three hits and had seven multiple RBI games with a career-high five RBI against NMSU. Among the MW, the Lobo led the MW in triples and assists (114), was second in fielding double plays, second in batting average, fifth in hits, eighth in slugging percentage and total bases and ninth in on-base percentage. Archuleta finished with 43 hits, four doubles, five triples (tied for the ninth most in a single season in program history) and three home runs, 25 RBI and 66 total bases, had a .508 slugging percentage, .331 batting average and .401 on-base percentage. She finished her best season as a Lobo in terms of home runs, triples, batting average, slugging percentage and stolen bases.

In the circle, Amber Linton recorded a MW-best 164 strikeouts and set a program record in strikeouts per game at 7.24, besting her own program record of 6.97 she set in 2022. Her 14 complete games doubled her total from the previous year and she also registered 15 games with five or more strikeouts and three games with 10-plus strikeouts, an improvement over last season as well.

Nationally, Hathoot finished 53rd in the NCAA in batting average, fifth in triples and seventh in triples per game, Archuleta finished 28th in triples and 30th in triples per game, Robinson finished 30th in sacrifice bunts and Linton finished 58th in strikeouts.

"I am excited to have Nicole join the Lobo Family," said Vice President/Director of Athletics Eddie Nuñez at the time of her hire. "She has been highly successful at multiple levels, and she has a history of building programs. Her vision for what Lobo Softball can be, and how to build it, is what we need to bring our program to a championship level."

Prior to arriving at UNM, Dickson spent six seasons as the head coach at Stephen F. Austin, with the Ladyjacks surpassing 30 wins in four of five seasons and were on pace for another stellar result in the shortened 2020 season with a 19-4 record. Through her six seasons, Dickson compiled a 169-123 record and was named the 2021 Southland Conference Coach of the Year.

Under her leadership, SFA had 20 all-conference selections, as well as two hitter of the year and pitcher of the year selections, a player of the year and a freshman of the year.

"I am grateful for the opportunity to join UNM Athletics," Dickson stated upon her selection as the new Lobo head coach. "I really value, and aligned with, the core values and vision for the program. Both Eddie Nuñez and Deputy A.D. for External Affairs Dave Williams are all in, and are willing to support the student-athletes to have a quality experience and want to see softball be successful. I loved the community and coaches and the beautiful campus sells itself."

"I am excited to work with the student-athletes and develop a competitive, hard-working culture focused on getting better every day. The goal is to compete for championships and represent the campus and community positively on and off the field."

In her last season at SFA, the Ladyjacks went 18-6 in conference play and 31-27 overall, winning the Southwest Division and advancing to the WAC Tournament final as the No. 2 seed. The Ladyjacks had three players make the All-WAC team with Cassidy Wilbur claiming Pitcher of the Year. Wilbur struck out a conference-best 219 batters, holding the opposition to a .211 batting average while recording a WAC-high 37 appearances and tying the WAC lead in wins with 19. In her 18 complete games, she recorded a conference-high six shutouts.

Prior to that, the Ladyjacks won their second Southland Conference regular season title in 2021 with a 35-12 overall and 25-2 conference record, resulting in Dickson being selected Coach of the Year.

As a result of Dickson's and the Ladyjacks' success, three players were named to the 2021 NFCA All-Region Division I teams, with two first team selections and a third team selection. In addition, under her guidance, SFA had seven named to the all-conference teams that included the Southland Conference's Pitcher of the Year, Hitter of the Year and Player of the Year. Wilbur was also named Southland Conference Pitcher and Player of the Year in the league, the first time a Ladyjack has collected both honors simultaneously, as well as named a JWOS All-American Second Team.

Further, in 2021, the program set three program records. SFA's 25 league wins and just two conference losses were a program best, with the team setting another program record with 18 consecutive wins.

In the shortened 2020 season, Dickson and the Ladyjacks went 19-4 and set a program record with a then-13 consecutive wins with a NCAA Division I best nine true road wins. In the 2019, SFA went 36-23, compiling wins over Power Five programs Illinois, Mississippi State, Indiana and Baylor.

Before taking the helm at SFA, Dickson gained experience as the head coach at Tyler Junior College (2013-16) and a spent a year as the head coach at Paris Junior College (2012-13). Dickson got her start in coaching as a graduate assistant at Hardin-Simmons in 2008 before getting her first coaching job as an assistant coach at Howard College in 2010.

Dickson earned a B.S. in health and physical education from Eastern New Mexico in 2008 and earned a master's in sports management and kinesiology from Hardin-Simmons in 2009.

In addition, Coach Dickson's first win at SFA was against UNM (a 5-1 win on Feb. 17, 2017).

HEAD COACH NICOLE DICKSON

YEAR-BY-YEAR

YEAR	SCHOOL	OVERALL	CONFERENCE
2024	New Mexico	3-9 (.250)	0-0
2023	New Mexico	19-31 (.380)	6-16 (.273)
2022	Stephen F. Austin	31-27 (.534)	18-6 (.750)
2021	Stephen F. Austin	35-12 (.745)	25-2 (.926)
2020	Stephen F. Austin	19-4 (.826)	3-0 (1.000)
2019	Stephen F. Austin	36-23 (.610)	18-9 (.667)
2018	Stephen F. Austin	31-24 (.564)	18-9 (.667)
2017	Stephen F. Austin	17-33 (.340)	9-15 (.375)
2016	Tyler JC	60-6 (.909)	27-1 (.964)
2015	Tyler JC	39-18 (.684)	18-10 (.643)
2014	Tyler JC	Hired to start softball program	
2013	Paris JC		
2012	Paris JC		

COACHING HISTORY

2017-22: Stephen F. Austin, Head Coach
 2013-16: Tyler Junior College, Head Coach
 2012-13: Paris Junior College, Head Coach
 2010-12: Howard College, Assistant Coach
 2008-09: Hardin-Simmons, Graduate Assistant

COACH DICKSON UNM RECORDS

OPPONENT	Series	H	A	N
Abilene Christian	0-2		0-2	
Arizona State	0-1		0-1	
Boise State	0-3	0-3		
Buffalo	3-0			3-0
Cal	0-1			0-1
Cal State Bakersfield	2-0	2-0		
Charlotte	1-0			1-0
Chattanooga	0-1			0-1
Colorado State	1-1	1-1		
Creighton	1-0			1-0
Fresno State	0-3		0-3	
Grand Canyon	0-1		0-1	
Houston	1-0			1-0
Houston Christian	0-1			0-1
Louisiana	0-1		0-1	
LSU	0-2		0-2	
Manhattan	1-0			1-0
Marist	2-0			2-0
McNeese	0-1		0-1	
Nebraska	0-2			0-2
Nevada	2-1	2-1		
New Mexico State	1-1	1-0	0-1	
Nicholls	1-0		1-0	
Oklahoma State	0-1			0-1
Oregon State	1-1			1-1
San Diego State	0-3		0-3	
San José State	2-1	2-1		
Santa Clara	0-1			0-1
Tennessee State	1-0			1-0
Texas Tech	0-3		0-2	0-1
UNLV	0-2		0-2	
Utah State	1-2		1-2	
UTEP	1-3	1-1	0-2	
Washington	0-1			0-1
	22-40	9-7	2-23	11-10

RANKED WINS AT UNM

No. 19 Oregon State 8-0 (5) 2/11/23

OVERALL RANKED WINS

No. 16 Indiana 1-0 3/1/19
 No. 24 Mississippi St. 1-0 2/10/19
 No. 25 Illinois 7-2 2/23/19
 No. 19 Oregon State 8-0 (5) 2/11/23

COACH DICKSON ALL-TIME RECORDS

OPPONENT	Series	H	A	N
Abilene Christian	9-11	2-4	7-7	
Arizona State	0-1		0-1	
Arkansas-Pine Bluff	1-0			1-0
Austin Peay	1-0			1-0
Baylor	1-3	0-1	1-2	
Belmont	1-0			1-0
Boise State	0-3	0-3		
Bowling Green	0-1			0-1
Buffalo	3-0			3-0
Butler	1-1			1-1
Cal	0-1			0-1
Cal State Bakersfield	2-0	2-0		
Central Arkansas	6-6	2-1	4-4	0-1
Charlotte	1-0			1-0
Chattanooga	0-1			0-1
Colorado State	1-1	1-1		
Coppin State	1-0			1-0
Creighton	1-0			1-0
Drake	1-0			1-0
Evansville	0-1			0-1
Fresno State	0-3		0-3	
Georgia State	0-1			0-1
Grambling State	1-0			1-0
Grand Canyon	1-3		0-1	1-2
Hofstra	1-0			1-0
Houston	1-2		0-2	1-0
Houston Baptist	10-3	7-2	3-0	0-1
Illinois	1-0			1-0
Illinois State	0-1			0-1
Incarnate Word	11-1	2-1	9-0	
Indiana	1-0			1-0
Jackson State	3-0	1-0		2-0
Jacksonville	1-1			1-1
Jacksonville St.	1-0			1-0
Kansas	0-3			0-3
Kent State	1-0			1-0
Lamar	15-6	7-5	8-1	
Louisiana	0-3		0-3	
Louisiana-Monroe	6-3	1-1	4-2	1-0
LSU	0-6		0-6	
Louisiana Tech	2-4	2-1	0-2	0-1
Manhattan	1-0			1-0
Marist	2-0			2-0
Maryland	1-0			1-0
McNeese	4-10	4-3	0-5	0-2
Memphis	3-0	2-0		1-0
Middle Tennessee	4-0	1-0		3-0
Mississippi State	1-3		1-3	
Mississippi Valley	2-1			2-1
Missouri	0-1		0-1	
Missouri State	1-5		0-1	1-4
Nebraska	0-2			0-2
Nevada	2-1	2-1		
New Mexico	2-0			2-0
New Mexico State	1-1	1-0	0-1	
Nicholls	5-5	4-2	1-3	
North Texas	0-4		0-4	
Northern Iowa	2-0			2-0
Northwestern State	8-3	6-3	1-0	1-0
Oklahoma State	0-1			0-1
Ole Miss	0-3		0-3	
Oregon	0-1			0-1
Oregon State	1-1			1-1
Pitt	0-1			0-1
Prairie View	6-0	2-0	4-0	
Purdue	2-0			2-0
Sam Houston State	13-6	5-1	8-4	0-1
San Diego State	0-3		0-3	
San José State	2-1	2-1		
Santa Clara	0-1			0-1
Seattle	2-0			2-0
South Alabama	2-3		2-3	
South Dakota State	0-1			0-1
Southeastern La.	1-3		1-2	0-1
Southern	3-0			3-0
Southern Illinois	0-1			0-1
Southern Miss	1-1		1-1	
Syracuse	0-1			0-1
Tarleton State	6-2	2-1	3-0	1-1
Tennessee State	1-0			1-0
Tennessee Tech	1-1			1-1
Texas Arlington	2-3	1-1	1-2	
Texas A&M	0-5		0-5	
Texas A&M-CC	8-1	3-0	5-1	
Texas Southern	8-0	3-0	4-0	1-0
Texas Tech	0-4		0-2	0-2
UMKC	0-2			0-2
UNLV	0-2		0-2	
USC Upstate	0-1			0-1
UTEP	1-3	1-1	0-2	
Utah State	1-2		1-2	
UT Martin	1-0			1-0
Valparaiso	1-0			1-0
Washington	0-1			0-1
Western Kentucky	0-2			0-2
Western Michigan	3-0			3-0
	191-163	66-34	69-84	56-45

SERIES HISTORY

MARIST

SERIES RECORD: 4-4

3/28/80	W	3-2
3/6/93	W	4-0
3/6/93	W	11-2 (5)
3/2/96	W	5-1
3/22/98	L	2-1
2/14/09	L	5-4
2/17/17	L	5-1
2/18/17	L	3-1

NORTH TEXAS

SERIES RECORD: 1-3

2/21/04	W	3-1
3/27/04	L	7-1
3/28/04	L	7-6
2/25/05	L	8-6

MINNESOTA

SERIES RECORD: 12-5

3/28/80	W	4-3 (8)
4/19/80	W	2-0
3/11/83	W	2-1
3/9/84	W	2-0
3/8/86	W	1-0 (10)
3/7/87	L	3-0
3/1/90	W	3-0
2/23/94	W	4-3 (8)
2/23/94	W	10-0 (5)
2/23/95	L	9-1 (5)
2/23/95	W	6-5 (8)
2/29/96	W	6-5
2/27/97	L	4-2
3/3/00	W	3-2 (9)
3/5/00	W	9-5
3/17/00	L	1-0
3/14/03	L	5-0

STAT COMPARISON

UNM SFA UNT

OFFENSE

AVG.	.276	.230	.222
OB %	.353	.341	.365
SLG%	.352	.266	.395
RUNS AVG.	50 4.2	29 2.9	32 4.0
HITS AVG.	83 6.9	56 5.6	36 4.5
BB AVG.	31 2.6	38 3.8	31 3.9
RBI	42	28	27
HR	2	0	7
SB-ATT	24-25	6-10	10-11

PITCHING

ERA	5.96	4.18	6.30
SO AVG.	57 4.8	37 3.7	38 4.8
BB AVG.	50 4.2	27 2.7	32 4.0
OPP. AVG.	.336	.278	.301

FIELDING

DP	2	2	0
FLD %	.941	.964	.948

UM

OFFENSE

AVG.	.300
OB %	.383
SLG%	.405
RUNS AVG.	35 5.0
HITS AVG.	60 8.6
BB AVG.	25 3.6
RBI	32
HR	4
SB-ATT	6-6

PITCHING

ERA	4.29
SO AVG.	30 4.3
BB AVG.	22 3.1
OPP. AVG.	.285

FIELDING

DP	2
FLD %	.953

UNM WHEN HOME/AWAY/NEUTRAL

STAT	HOME (0)	AWAY (4)	NEUTRAL (3)
RUNS	--	11	12
Opp	--	30	26
BAVG.	--	.240	.280
Opp	--	.333	.393
HITS	--	24	21
Opp	--	35	35
HR	--	1	1
SO	--	10	11
Opp	--	17	16
BB	--	2	8
Opp	--	19	13
ERA	--	6.90	5.44
Opp	--	2.42	3.00



BY MONTH

BATTING

MONTH	AVG.	G	AB	R	H	2B	3B	HR	RBI	TB	SLG%	BB	SO	OB%	SF	SH	SB	SBA
Feb.	.276	12	301	50	83	11	3	2	42	106	.352	31	40	.353	4	7	24	25
March																		
April																		
May																		
TOT	.276	12	301	50	83	11	3	2	42	106	.352	31	40	.353	4	7	24	25

PITCHING

Month	ERA	W-L	G	CG	SHO	SV	IP	H	R	ER	SO	BB	2B	3B	HR	AVG.	WP	HBP
Feb.	5.96	3-9	12	3	0	1	71.2	108	84	61	57	50	24	0	8	.336	7	8
March																		
April																		
May																		
TOT	5.96	3-9	12	3	0	1	71.2	108	84	61	57	50	24	0	8	.336	7	8

2024 MW PLAYERS OF THE WEEK

PLAYER OF THE WEEK	PITCHER OF THE WEEK	FRESHMAN OF THE WEEK
--------------------	---------------------	----------------------

MILESTONE TRACKER

Emma Bramson: 102 career starts
Rachael Hathoot: 134 career starts
Amber Linton: 106 strikeouts from tying program career record



GAME-BY-GAME STARTERS**BY POSITION**

DATE	OPPONENT	SP	C	1B	2B	SS	3B	LF	CF	RF	DP
2/9	Tennessee St.	Linton	Carithers	Yeatts	Archuleta	Hathoot	Bramson	Andrews	Chavez	Baylor	Brunner
2/9	McNeese	Snow	Carithers	Yeatts	Archuleta	Hathoot	Bramson	Andrews	Chavez	Baylor	Brunner
2/10	Chattanooga	Guest	Carithers	Yeatts	Archuleta	Hathoot	Bramson	Andrews	Chavez	Baylor	Brunner
2/10	Cal	Snow	Carithers	Yeatts	Archuleta	Hathoot	Brunner	Baylor	Chavez	Bramson	Garcia
2/11	Louisiana	Guest	Carithers	Yeatts	Briones	Hathoot	Brunner	Baylor	Chavez	Bramson	Archuleta
2/14	UTEP	Guest	Carithers	Yeatts	Archuleta	Hathoot	Brunner	Vasquez-Dickson	Chavez	Baylor	Bramson
2/14	UTEP	Linton	Carithers	Yeatts	Archuleta	Hathoot	Brunner	Andrews	Chavez	Baylor	Bramson
2/16	Marist	Guest	Rana	Yeatts	Archuleta	Hathoot	Brunner	Vasquez-Dickson	Chavez	Baylor	Bramson
2/16	ACU	Brouse	Carithers	Yeatts	Archuleta	Hathoot	Brunner	Vasquez-Dickson	Chavez	Baylor	Bramson
2/17	HCU	Guest	Carithers	Yeatts	Archuleta	Hathoot	Brunner	Vasquez-Dickson	Chavez	Baylor	Bramson
2/18	Marist	Jones	Carithers	Yeatts	Archuleta	Hathoot	Brunner	Vasquez-Dickson	Chavez	Baylor	Bramson
2/18	ACU	Guest	Rana	Yeatts	Archuleta	Hathoot	Bramson	Vasquez-Dickson	Chavez	Baylor	Brunner
2/23	SFA										
2/23	North Texas										
2/24	SFA										
2/24	North Texas										
2/25	Minnesota										
2/28	Texas Tech										
3/1	Pacific										
3/1	Montana										
3/2	Toledo										
3/2	GCU										
3/6	Cleveland St.										
3/7	UConn										
3/7	Hawai'i										
3/8	UConn										
3/8	Hawai'i										
3/12	Texas Tech										
3/12	Texas Tech										
3/15	San José St.										
3/16	San José St.										
3/17	San José St.										
3/22	UNLV										
3/23	UNLV										
3/24	UNLV										
3/26	New Mexico St.										
3/26	New Mexico St.										
3/28	Nevada										
3/29	Nevada										
3/30	Nevada										
4/3	San Diego St.										
4/3	San Diego St.										
4/6	Colorado St.										
4/7	Colorado St.										
4/16	NMSU										
4/19	Utah St.										
4/20	Utah St.										
4/21	Utah St.										
4/26	Boise St.										
4/27	Boise St.										
4/28	Boise St.										
5/2	Fresno St.										
5/3	Fresno St.										
5/4	Fresno St.										

BREAKDOWN

SP	C	1B	2B	SS	3B	LF	CF	RF	DP
Guest (3)	Carithers (7)	Yeatts (7)	Archuleta (6)	Hathoot (7)	Brunner (4)	Andrews (4)	Chavez (7)	Baylor (5)	Brunner (3)
Linton (2)			Briones (1)		Bramson (3)	Baylor (2)		Bramson (2)	Bramson (2)
Snow (2)						Vas.-Dickson (1)			Archuleta (1)
									Garcia (1)

GAME-BY-GAME STARTERS**BY BATTING ORDER**

DATE	OPPONENT	1	2	3	4	5	6	7	8	9
2/9	Tennessee St.	Hathoot	Chavez	Archuleta	Yeatts	Bramson	Brunner	Baylor	Carithers	Andrews
2/9	McNeese	Hathoot	Archuleta	Yeatts	Chavez	Brunner	Baylor	Carithers	Bramson	Andrews
2/10	Chattanooga	Hathoot	Archuleta	Yeatts	Chavez	Brunner	Baylor	Carithers	Bramson	Andrews
2/10	Cal	Archuleta	Hathoot	Yeatts	Chavez	Garcia	Brunner	Baylor	Bramson	Carithers
2/11	Louisiana	Chavez	Hathoot	Yeatts	Bramson	Archuleta	Brunner	Baylor	Briones	Carithers
2/14	UTEP	Hathoot	Chavez	Yeatts	Archuleta	Bramson	Brunner	Baylor	Carithers	Vas.-Dickson
2/14	UTEP	Hathoot	Bramson	Yeatts	Archuleta	Chavez	Baylor	Brunner	Carithers	Andrews
2/16	Marist	Hathoot	Vas.-Dickson	Archuleta	Bramson	Brunner	Yeatts	Baylor	Chavez	Rana
2/16	ACU	Hathoot	Vas.-Dickson	Archuleta	Bramson	Brunner	Yeatts	Baylor	Chavez	Carithers
2/17	HCU	Hathoot	Chavez	Archuleta	Bramson	Yeatts	Brunner	Baylor	Carithers	Vas.-Dickson
2/18	Marist	Hathoot	Archuleta	Yeatts	Brunner	Bramson	Chavez	Baylor	Carithers	Vas.-Dickson
2/18	ACU	Hathoot	Archuleta	Yeatts	Brunner	Bramson	Chavez	Baylor	Rana	Vas.-Dickson
2/23	SFA									
2/23	North Texas									
2/24	SFA									
2/24	North Texas									
2/25	Minnesota									
2/28	Texas Tech									
3/1	Pacific									
3/1	Montana									
3/2	Toledo									
3/2	GCU									
3/6	Cleveland St.									
3/7	UConn									
3/7	Hawai'i									
3/8	UConn									
3/8	Hawai'i									
3/12	Texas Tech									
3/12	Texas Tech									
3/15	San José St.									
3/16	San José St.									
3/17	San José St.									
3/22	UNLV									
3/23	UNLV									
3/24	UNLV									
3/26	New Mexico St.									
3/26	New Mexico St.									
3/28	Nevada									
3/29	Nevada									
3/30	Nevada									
4/3	San Diego St.									
4/3	San Diego St.									
4/6	Colorado St.									
4/7	Colorado St.									
4/16	NMSU									
4/19	Utah St.									
4/20	Utah St.									
4/21	Utah St.									
4/26	Boise St.									
4/27	Boise St.									
4/28	Boise St.									
5/2	Fresno St.									
5/3	Fresno St.									
5/4	Fresno St.									

BREAKDOWN**LEADOFF**

Hathoot (10)
Archuleta (1)
Chavez (1)

2ND

Archuleta (4)
Chavez (3)
Hathoot (2)
Vasquez-Dickson (2)
Bramson (1)

3RD

Yeatts (8)
Archuleta (4)

CLEANUP

Bramson (4)
Chavez (3)
Archuleta (2)
Brunner (2)
Yeatts (1)

5TH

Bramson (4)
Brunner (4)
Archuleta (1)
Chavez (1)
Garcia (1)
Yeatts (1)

6TH

Brunner (5)
Baylor (3)
Chavez (2)
Yeatts (2)

7TH

Baylor (9)
Carithers (2)
Brunner (1)

8TH

Carithers (5)
Bramson (3)
Chavez (2)
Rana (1)
Briones (1)

9TH

Andrews (4)
Vasquez-Dickson (4)
Carithers (3)
Rana (1)

NEW MEXICO OVERALL STATISTICS

Record: 3-9 Home: 0-0 Away: 0-6 Neutral: 3-3 MW: 0-0

Player	avg	gp-gs	ab	r	h	2b	3b	hr	rbi	tb	slg%	bb	hp	so	gdp	ob%	sf	sh	sb-att	po	a	e	fld%
38 CHAVEZ, Keyannah	.469	12-12	32	7	15	2	2	0	4	21	.656	2	1	1	0	.514	0	2	3-4	17	1	1	.947
7 ARCHULETA, Ashley	.303	12-12	33	6	10	2	0	0	4	12	.364	8	0	9	0	.439	0	0	6-6	20	9	3	.906
8 BRUNNER, Katherine	.290	12-12	31	3	9	2	0	0	6	11	.355	4	1	6	0	.389	0	0	1-1	11	6	1	.944
13 BAYLOR, Elizabeth	.290	12-12	31	5	9	0	0	0	2	9	.290	2	1	5	1	.353	0	0	2-2	8	0	0	1.000
3 HATHOOT, Rachael	.289	12-12	38	5	11	1	0	0	2	12	.316	2	0	1	0	.317	1	2	2-2	14	27	3	.932
20 BRAMSON, Emma	.273	12-12	33	7	9	1	1	0	4	12	.364	3	1	2	0	.333	2	0	4-4	3	3	4	.600
25 YEATTS, Chloe	.250	12-12	36	4	9	2	0	2	9	17	.472	3	1	5	1	.325	0	0	0-0	54	0	0	1.000
0 VASQUEZ-DICKSO	.217	12-6	23	4	5	0	0	0	5	5	.217	1	0	2	0	.250	0	1	2-2	13	1	1	.933
33 CARITHERS, Sydney	.150	12-10	20	6	3	1	0	0	3	4	.200	3	1	3	0	.280	1	1	3-3	53	7	3	.952

18 RANA, Grace	.250	3-2	4	0	1	0	0	0	1	1	.250	1	1	0	0	.500	0	1	0-0	11	0	1	.917
1 BRIONES, Gabrielle	.250	2-1	4	1	1	0	0	0	0	1	.250	0	0	1	1	.250	0	0	1-1	4	1	0	1.000
4 ANDREWS, Macie	.111	6-4	9	1	1	0	0	0	0	1	.111	0	0	3	0	.111	0	0	0-0	6	0	1	.857
44 GARCIA, Lauren	.000	4-1	3	0	0	0	0	0	1	0	.000	2	0	0	0	.400	0	0	0-0	0	0	0	.000
26 SMITH, Karly	.000	2-0	2	0	0	0	0	0	1	0	.000	0	0	1	0	.000	0	0	0-0	0	0	0	.000
24 SANDOVAL, Diamond	.000	1-0	1	0	0	0	0	0	0	0	.000	0	0	0	0	.000	0	0	0-0	0	0	0	.000
27 LUDERER, Hayden	.000	5-0	1	1	0	0	0	0	0	0	.000	0	0	1	0	.000	0	0	0-0	0	0	0	.000
Totals	.276	12	301	50	83	11	3	2	42	106	.352	31	7	40	3	.353	4	7	24-25	215	72	18	.941
Opponents	.336	12	321	84	108	24	0	8	74	156	.486	50	8	57	0	.435	3	5	43-47	230	106	15	.957

LOB - Team (71), Opp (89). DPs turned - Team (2), Opp (5). CI - Team (1), RANA 1, Opp (1). IBB - Team (1), HATHOOT 1.

(All games Sorted by Earned run avg)

Player	era	w-l	app	gs	cg	sho	sv	ip	h	r	er	bb	so	2b	3b	hr	b/avg	wp	hp	bk	sfa	sha
23 GUEST, McKenna	4.85	2-5	9	6	3	0/0	1	34.2	43	29	24	15	31	6	0	3	.305	2	5	0	2	4
17 LINTON, Amber	6.41	0-1	7	2	0	0/0	0	19.2	30	22	18	20	18	7	0	2	.345	2	2	0	0	1
28 BROUSE, Emily	6.46	0-0	2	1	0	0/0	0	4.1	5	4	4	4	5	3	0	0	.278	1	1	0	0	0
14 SNOW, Taylor	9.75	1-3	6	2	0	0/0	0	9.1	21	19	13	7	3	6	0	3	.404	2	0	0	1	0
5 JONES, Kenzie	15.27	0-0	4	1	0	0/0	0	3.2	9	10	8	4	0	2	0	0	.391	0	0	0	0	0
Totals	5.96	3-9	12	12	3	0/0	1	71.2	108	84	61	50	57	24	0	8	.336	7	8	0	3	5
Opponents	3.65	9-3	12	12	3	1/0	2	76.2	83	50	40	31	40	11	3	2	.276	10	7	0	4	7

PB - Team (3), CARITHERS 2, RANA 1, Opp (5). Pickoffs - Team (1), CARITHERS 1. SBA/ATT - CARITHERS (36-40), LINTON (13-14), GUEST (10-13), SNOW (10-10), RANA (7-7), BROUSE (5-5), JONES (5-5).



2023 MOUNTAIN WEST STATS

Record: 6-16 Home: 5-6 Away: 1-10 MW: 6-16

Player	avg	gp-gs	ab	r	h	2b	3b	hr	rbi	tb	slg%	bb	hp	so	gdp	ob%	sf	sh	sb-att	po	a	e	fld%
7 ARCHULETA, Ashley	.437	22-22	71	13	31	3	4	2	18	48	.676	7	0	5	0	.481	1	0	1-1	41	47	6	.936
3 HATHOOT, Rachael	.414	22-22	70	19	29	5	4	1	13	45	.643	6	2	4	0	.468	1	2	0-0	35	54	5	.947
21 ROBINSON, Peyton	.379	22-22	66	11	25	0	0	0	4	25	.379	8	2	6	0	.461	0	4	2-4	24	2	1	.963
20 BRAMSON, Emma	.345	22-22	58	11	20	3	0	0	5	23	.397	6	1	5	1	.415	0	1	1-1	15	32	5	.904
34 BOLDT, Maddie	.261	22-16	46	8	12	1	0	3	8	22	.478	7	1	11	1	.370	0	0	0-0	14	3	1	.944
25 YEATTS, Chloe	.259	21-19	54	6	14	6	0	2	17	26	.481	3	0	10	1	.298	0	0	0-0	66	5	4	.947
38 CHAVEZ, Keyannah	.246	22-22	61	13	15	2	0	0	11	17	.279	11	2	10	1	.378	0	4	3-3	38	2	0	1.000
16 ROMERO, Leslie	.192	10-8	26	2	5	1	0	0	3	6	.231	3	0	2	0	.276	0	1	0-0	11	1	0	1.000
44 GARCIA, Lauren	.175	17-13	40	4	7	3	0	1	8	13	.325	6	0	5	0	.271	2	0	0-0	4	0	0	1.000
4 TRIM, Jenna	.143	19-15	35	4	5	1	0	0	2	6	.171	2	1	10	0	.211	0	0	0-0	109	5	2	.983

2 MARTINEZ, Savana	.333	5-0	3	0	1	0	0	0	1	1	.333	0	0	2	0	.333	0	0	0-0	13	0	2	.867
55 CAMERON, Janae	.286	7-1	7	0	2	0	0	0	1	2	.286	1	0	3	0	.375	0	0	0-0	2	0	0	1.000
77 TUCK, Reyana	.278	12-5	18	2	5	0	0	0	2	5	.278	2	0	6	0	.333	1	0	0-0	21	1	0	1.000
13 BAYLOR, Elizabeth	.143	9-7	14	1	2	0	0	0	0	2	.143	3	0	4	0	.294	0	0	1-1	12	1	0	1.000
42 WALKER, Loran	.143	7-1	7	0	1	0	0	0	0	1	.143	0	0	2	0	.143	0	0	0-0	2	1	0	1.000
27 BIRKINSHAW, Olivia	.000	7-3	9	0	0	0	0	0	0	0	.000	0	0	2	0	.000	0	0	0-0	4	0	0	1.000
18 RANA, Grace	.000	7-0	1	2	0	0	0	0	0	0	.000	0	0	0	0	.000	0	0	0-0	0	0	0	.000
24 SANDOVAL, Diamond	.000	1-0	1	0	0	0	0	0	0	0	.000	0	0	1	0	.000	0	0	0-0	0	0	0	.000
0 GONZALEZ, Evany	.000	3-0	0	2	0	0	0	0	0	0	.000	0	0	0	0	.000	0	0	0-0	0	0	0	.000
Totals	.296	22	587	98	174	25	8	9	93	242	.412	65	9	88	4	.372	5	12	8-10	412	177	29	.953
Opponents	.337	22	597	156	201	42	2	23	140	316	.529	73	25	88	5	.427	6	12	39-42	428	176	18	.971

LOB - Team (152), Opp (147). DPs turned - Team (9), Opp (7). CI - Team (2), YEATTS 1, MARTINEZ, S. 1.

(MW games only Sorted by Earned run avg)

Player	era	w-l	app	gs	cg	sho	sv	ip	h	r	er	bb	so	2b	3b	hr	b/avg	wp	hp	bk	sfa	sha
17 LINTON, Amber	4.26	3-6	15	10	5	1/0	1	67.1	78	55	41	33	66	16	1	5	.290	4	11	0	2	7
14 SNOW, Taylor	4.93	2-7	15	8	1	0/0	0	54.0	81	57	38	17	13	17	1	9	.342	1	8	0	4	5
28 FOHRMAN, Samant	15.27	0-0	3	0	0	0/0	0	3.2	6	8	8	7	2	1	0	2	.333	1	2	0	0	0
5 BRINKA, Emmalyn	17.06	1-3	9	4	0	0/0	0	10.2	30	30	26	12	5	6	0	5	.484	0	2	0	0	0
4 TRIM, Jenna	35.00	0-0	2	0	0	0/0	0	1.0	5	5	5	2	0	2	0	2	.625	0	1	0	0	0

8 MITCHELL, Bella	10.50	0-0	2	0	0	0/0	0	0.2	1	1	1	2	2	0	0	0	.333	0	1	0	0	0
Totals	6.01	6-16	22	22	6	1/0	1	137.1	201	156	118	73	88	42	2	23	.337	6	25	0	6	12
Opponents	4.17	16-6	22	22	8	4/1	2	142.2	174	98	85	65	88	25	8	9	.296	14	9	0	5	12

PB - Team (3), YEATTS 1, ROMERO 1, MARTINEZ, S. 1. SBA/ATT - YEATTS (30-33), LINTON (22-25), SNOW (14-14), ROMERO (7-7), FOHRMAN (2-2), BRINKA (1-1), WALKER (1-1), MARTINEZ, S. (1-1).

BATTING

GAME-BY-GAME STATISTICS

Date	Opponent	ab	r	h	rbi	2b	3b	hr	tb	bb	ibb	sb	cs	hbp	sac	sf	gdp	k	po	a	e	lob	avg
Feb 09	vs Tennessee St.	31	7	12	5	0	0	1	15	3	0	6	0	0	0	1	0	4	21	6	1	8	.387
Feb 09	at McNeese	26	4	9	4	0	1	1	14	2	0	0	0	0	0	1	0	4	16	9	4	7	.368
Feb 10	vs Chattanooga	23	2	4	2	0	0	0	4	4	0	1	0	2	0	1	1	5	21	9	3	7	.312
Feb 10	vs California	21	3	5	3	0	0	0	5	1	0	1	0	0	0	0	0	2	12	3	2	4	.297
Feb 11	at Louisiana	21	2	6	1	1	0	0	7	0	0	1	0	0	0	0	1	1	13	5	1	4	.295
Feb 14	at UTEP	31	3	6	2	2	0	0	8	0	0	3	0	0	0	0	0	1	23	7	1	4	.275
Feb 14	at UTEP	22	2	3	1	1	0	0	4	0	0	1	0	1	2	0	0	4	18	5	1	2	.257
Feb 16	vs Marist	32	13	15	11	4	0	0	19	4	0	7	0	2	3	1	0	3	21	6	0	8	.290
Feb 16	at Abilene Christian	28	3	7	3	1	1	0	10	1	0	3	0	1	1	0	0	5	18	3	0	7	.285
Feb 17	vs Houston Christia	23	1	5	1	1	0	0	6	7	0	1	0	0	1	0	1	6	18	7	1	9	.279
Feb 18	vs Marist	26	10	9	9	1	1	0	12	9	1	0	1	1	0	0	0	5	21	7	2	8	.285
Feb 18	at Abilene Christian	17	0	2	0	0	0	0	2	0	0	0	0	0	0	0	0	0	13	5	2	3	.276
Totals		301	50	83	42	11	3	2	106	31	1	24	1	7	7	4	3	40	215	72	18	71	.276

PITCHING**GAME-BY-GAME STATISTICS**

Date	Opponent	ip	h	r	er	bb	so	2b	3b	hr	wp	bk	hbp	dp	ibb	score	w-l	sv	era
Feb 09	vs Tennessee St.	7.0	9	6	6	5	9	2	0	0	1	0	1	0	0	7-6	1-0	0	6.00
Feb 09	at McNeese	5.1	10	12	6	8	0	5	0	0	1	0	0	0	0	4-12	1-1	0	6.81
Feb 10	vs Chattanooga	7.0	11	4	2	4	5	1	0	1	0	0	0	0	0	2-4	1-2	0	5.07
Feb 10	vs California	4.0	15	16	.6	4	2	1	0	2	0	0	0	1	0	3-16	1-3	0	6.00
Feb 11	at Louisiana	4.1	8	10	9	6	3	1	0	1	0	0	1	0	0	2-10	1-4	0	7.34
Feb 14	at UTEP	7.2	9	4	4	2	9	0	0	2	0	0	0	1	0	3-4	1-5	0	6.54
Feb 14	at UTEP	6.0	8	4	4	3	5	3	0	0	0	0	1	0	0	2-4	1-6	0	6.27
Feb 16	vs Marist	7.0	5	3	3	6	9	0	0	0	1	0	0	0	0	13-3	2-6	0	5.79
Feb 16	at Abilene Christian	6.0	10	7	7	5	5	4	0	1	1	0	0	0	0	3-7	2-7	0	6.06
Feb 17	vs Houston Christia	6.0	5	3	3	2	3	2	0	0	1	0	1	0	0	1-3	2-8	0	5.80
Feb 18	vs Marist	7.0	10	7	7	5	6	3	0	1	2	0	1	0	0	10-7	3-8	1	5.93
Feb 18	at Abilene Christian	4.1	8	8	4	0	1	2	0	0	0	0	3	0	0	0-8	3-9	1	5.96
Totals		71.2	108	84	61	50	57	24	0	8	7	0	8	2	0	50-84	3-9	1	5.96

RECORD AND INNING BREAKDOWN

Score by innings	1	2	3	4	5	6	7	8	Total
New Mexico	6	9	7	9	8	5	5	1	50
Opponents	25	5	17	17	11	7	0	2	84

Record when ...

Overall	3-9	After 4 leading	2-0
Conference	0-0 trailing	1-8
Non-Conference	3-9 tied	0-1
Home games	0-0	After 5 leading	2-0
Away games	0-6 trailing	1-4
Neutral site	3-3 tied	0-2
Day games	3-7	After 6 leading	2-0
Night games	0-2 trailing	1-4
vs Left starter	0-1 tied	0-1
vs Right starter	3-8		
1-Run games	1-1	Hit 0 home runs	2-8
2-Run games	0-3	... 1 home run	1-1
5+Run games	1-4	... 2+ home runs	0-0
Extra innings	0-1		
Shutouts	0-1	Opponent 0 home runs	2-4
	 1 home run	1-3
Scoring 0-2 runs	0-5 2+ HRs	0-2
..... 3-5 runs	0-4		
..... 6-9 runs	1-0	Made 0 errors	1-1
..... 10+ runs	2-0 1 error	1-4
	 2+ errors	1-4
Opponent 0-2 runs	0-0		
..... 3-5 runs	1-4	Opp. made 0 errors	1-3
..... 6-9 runs	2-2 1 error	0-3
..... 10+ runs	0-3 2+ errors	2-3
Scored in 1st inning	2-1	Out-hit opponent	2-0
Opp. scored in 1st	1-5	Out-hit by opponent	1-8
Scores first	2-2	Hits are tied	0-1
Opp. scores first	1-7		

Record when team scores:

Runs	0	1	2	3	4	5	6	7	8	9	10+
W-L	0-1	0-1	0-3	0-3	0-1	0-0	0-0	1-0	0-0	0-0	2-0

Record when opponent scores:

Runs	0	1	2	3	4	5	6	7	8	9	10+
W-L	0-0	0-0	0-0	1-1	0-3	0-0	1-0	1-1	0-1	0-0	0-3

Record when leading after:

Inn.	1	2	3	4	5	6
W-L	2-0	2-0	2-0	2-0	2-0	2-0

Record when trailing after:

Inn.	1	2	3	4	5	6
W-L	1-5	1-6	1-6	1-8	1-4	1-4

Record when tied after:

Inn.	1	2	3	4	5	6
W-L	0-4	0-3	0-3	0-1	0-2	0-1

TEAM SITUATION

GAME-BY-GAME STATISTICS

Date	Opponent	Total h/ab	vs Left	vs Right	With Runners	Bases Empty	Bases Loaded	With 2-outs	With RBI-op	Reach as Leadoff	3rd and LT 2out	LOB
Feb 09	vs Tennessee St.	12-31	0-0	12-31	7-16	5-15	0-3	4-10	3-9	3-7	1-3	5
Feb 09	at McNeese	9-26	3-11	6-15	2-14	7-12	0-1	2-8	1-7	4-6	1-3	7
Feb 10	vs Chattanooga	4-23	0-0	4-23	2-13	2-10	0-0	2-8	2-7	2-7	1-2	7
Feb 10	vs California	5-21	0-0	5-21	1-9	4-12	1-1	3-8	1-5	2-5	1-1	4
Feb 11	at Louisiana	6-21	2-12	4-9	3-12	3-9	0-1	1-6	3-6	2-5	0-1	4
Feb 14	at UTEP	6-31	0-0	6-31	3-11	3-20	0-0	2-11	3-9	1-9	0-1	4
Feb 14	at UTEP	3-22	3-19	0-3	1-5	2-17	0-0	1-8	1-5	2-8	1-1	2
Feb 16	vs Marist	15-32	0-0	15-32	10-24	5-8	1-1	4-10	9-20	7-7	5-5	8
Feb 16	at Abilene Christian	7-28	0-0	7-28	2-14	5-14	0-0	4-10	1-7	2-7	1-1	7
Feb 17	vs Houston Christian	5-23	0-0	5-23	2-10	3-13	0-0	0-6	1-6	1-7	0-0	9
Feb 18	vs Marist	9-26	0-0	9-26	5-18	4-8	3-3	3-8	4-11	4-6	3-3	7
Feb 18	at Abilene Christian	2-17	0-0	2-17	0-7	2-10	0-0	0-5	0-2	2-5	0-0	3
Totals		83-301	8-42	75-259	38-153	45-148	5-10	26-98	29-94	32-79	14-21	67
		.276	.190	.290	.248	.304	.500	.265	.309	.405	.667	

SITUATIONAL BREAKDOWN

Player	vs left			vs right			w/runners			w/bases empty			w/bases loaded			as leadoff			fly gnd fly/		
	h	ab	avg	h	ab	avg	h	ab	avg	h	ab	avg	h	ab	avg	rch	op	pct	out	out	gnd
7 ARCHULETA, As	3	12	.250	40	11	.339	22	69	.319	21	61	.344	2	10	.200	10	25	.400	15	45	0.3
13 BAYLOR, Elizabe	1	3	.333	3	21	.143	2	8	.250	2	16	.125	0	0	---	2	8	.250	6	4	1.5
27 BIRKINSHAW, Ol	1	2	.500	11	40	.275	7	28	.250	5	14	.357	1	6	.167	5	9	.556	18	7	2.6
34 BOLDT, Maddie	3	12	.250	24	94	.255	15	57	.263	12	49	.245	1	3	.333	9	30	.300	34	17	2.0
20 BRAMSON, Emm	3	10	.300	35	11	.315	20	62	.323	18	59	.305	2	3	.667	6	23	.261	40	30	1.3
55 CAMERON, Jana	2	3	.667	1	9	.111	1	5	.200	2	7	.286	0	0	---	1	3	.333	0	4	0.0
38 CHAVEZ, Keyan	6	15	.400	39	12	.305	22	73	.301	23	70	.329	1	7	.143	6	19	.316	42	44	1.0
44 GARCIA, Lauren	4	9	.444	27	10	.267	23	65	.354	8	45	.178	2	8	.250	10	32	.313	26	37	0.7
0 GONZALEZ, Evan	0	0	---	0	1	.000	0	1	.000	0	0	---	0	0	---	0	0	---	0	0	0.0
3 HATHOOT, Rach	4	15	.267	55	13	.410	35	85	.412	24	64	.375	4	8	.500	19	37	.514	38	34	1.1
2 MARTINEZ, Sava	0	0	---	1	8	.125	1	5	.200	0	3	.000	1	1	1.000	0	2	.000	0	0	0.0
18 RANA, Grace	0	1	.000	0	0	---	0	0	---	0	1	.000	0	0	---	0	0	---	0	1	0.0
21 ROBINSON, Peyt	7	15	.467	53	14	.371	24	47	.511	36	11	.324	2	5	.400	25	71	.352	26	63	0.4
16 ROMERO, Leslie	2	11	.182	7	40	.175	5	23	.217	4	28	.143	2	7	.286	3	13	.231	22	15	1.5
24 SANDOVAL, Dia	0	0	---	0	2	.000	0	1	.000	0	1	.000	0	0	---	0	0	---	0	1	0.0
4 TRIM, Jenna	2	6	.333	14	66	.212	5	28	.179	11	44	.250	1	3	.333	6	17	.353	20	20	1.0
77 TUCK, Reyann	2	9	.222	9	34	.265	7	25	.280	4	18	.222	0	1	.000	3	6	.500	8	14	0.6
42 WALKER, Loran	0	1	.000	6	34	.176	6	22	.273	0	13	.000	1	4	.250	1	7	.143	14	5	2.8
25 YEATTS, Chloe	1	10	.100	33	11	.287	21	76	.276	13	49	.265	3	8	.375	7	25	.280	46	26	1.8
Totals	41	134	.306	358	119	.299	216	680	.318	183	653	.280	23	74	.311	113	327	.346	355	367	1.0
Opponents	0	0	---	421	133	.317	242	748	.324	179	582	.308	12	49	.245	138	323	.427	297	376	0.8

	pinch hitting			w/runners in scoring pos			w/runner on 3r and LT 2 out			with 2 outs			success adv runners			2- rnrns out adv		rnrns	rch	rch	
Player	h	ab	avg	h	ab	avg	rbi	op	pct	h	ab	avg	adv	op	pct	rbi	w/o	lob	err	fc	kl
7 ARCHULETA, As	0	0	---	17	54	.315	4	10	.400	14	48	.292	39	78	.500	10	10	48	5	7	10
13 BAYLOR, Elizabe	0	3	.000	1	4	.250	0	1	.000	1	7	.143	5	10	.500	1	0	3	1	1	2
27 BIRKINSHAW, Ol	3	12	.250	3	18	.167	2	8	.250	6	12	.500	15	31	.484	4	11	8	0	1	0
34 BOLDT, Maddie	0	5	.000	12	35	.343	7	10	.700	13	37	.351	29	62	.468	12	13	24	3	3	6
20 BRAMSON, Emm	0	0	---	12	40	.300	4	8	.500	16	47	.340	34	71	.479	3	6	25	0	8	6
55 CAMERON, Jana	3	9	.333	0	1	.000	1	1	1.000	0	4	.000	4	7	.571	0	1	2	0	1	2
38 CHAVEZ, Keyan	0	0	---	19	53	.358	8	14	.571	11	57	.193	45	90	.500	6	14	41	2	3	5
44 GARCIA, Lauren	2	10	.200	17	45	.378	7	16	.438	10	30	.333	44	73	.603	13	11	27	3	4	0
0 GONZALEZ, Evan	0	0	---	0	1	.000	0	0	---	0	1	.000	0	1	.000	0	0	2	0	0	0
3 HATHOOT, Rach	0	0	---	23	53	.434	9	12	.750	15	49	.306	59	96	.615	10	12	23	6	9	7
2 MARTINEZ, Sava	0	1	.000	1	3	.333	1	1	1.000	0	3	.000	1	5	.200	0	0	3	0	0	2
18 RANA, Grace	0	1	.000	0	0	---	0	0	---	0	0	---	0	0	---	0	0	0	0	0	0
21 ROBINSON, Peyt	0	0	---	18	35	.514	1	7	.143	16	35	.457	41	59	.695	9	18	12	4	3	5
16 ROMERO, Leslie	1	5	.200	4	19	.211	1	6	.167	6	18	.333	15	28	.536	3	3	16	3	2	1
24 SANDOVAL, Dia	0	2	.000	0	0	---	0	0	---	0	2	.000	0	1	.000	0	0	1	0	0	0
4 TRIM, Jenna	0	3	.000	3	18	.167	0	1	.000	4	27	.148	15	34	.441	5	3	23	1	6	4
77 TUCK, Reyann	3	6	.500	5	18	.278	3	4	.750	4	17	.235	14	28	.500	2	6	11	2	1	3
42 WALKER, Loran	2	9	.222	3	10	.300	4	6	.667	1	10	.100	10	25	.400	0	5	8	1	1	4
25 YEATTS, Chloe	0	3	.000	15	49	.306	5	9	.556	14	50	.280	31	80	.388	16	8	46	2	6	5
Totals	14	69	.203	153	456	.336	57	114	.500	131	454	.289	401	779	.515	94	121	332	33	56	62
Opponents	6	41	.146	153	490	.312	73	121	.603	125	432	.289	454	851	.533	109	128	326	34	79	73

Success Advancing Runners = percentage of times the batter advanced at least one runner during a plate appearance

#Rnrs Adv w/Out = TOTAL number of runners advanced when the player made an out

	vs left			vs right			w/runners			w/bases empty			vs leadoff			with 2 outs			fly	gnd	fly/	
Player	h	ab	avg	h	ab	avg	h	ab	avg	h	ab	avg	rch	op	pct	h	ab	avg	out	out	gn	gd
28 BROUSE, Emily	2	8	.250	3	10	.300	3	12	.250	2	6	.333	1	4	.250	3	7	.429	3	5	0.	0
23 GUEST, McKenn	20	50	.400	23	91	.253	22	78	.282	21	63	.333	16	35	.457	12	43	.279	40	29	1.	0
5 JONES, Kenzie	4	8	.500	5	15	.333	6	16	.375	3	7	.429	3	5	.600	0	4	.000	7	4	1.	0
17 LINTON, Amber	11	25	.440	19	62	.306	14	48	.292	16	39	.410	11	21	.524	9	29	.310	14	24	0.	0
14 SNOW, Taylor	6	15	.400	15	37	.405	15	35	.429	6	17	.353	2	9	.222	8	17	.471	14	9	1.	0
Totals	43	10	.406	65	21	.302	60	18	.317	48	13	.364	33	74	.446	32	10	.320	78	71	1.	0
Opponents	30	90	.333	53	21	.251	38	15	.248	45	14	.304	32	79	.405	26	98	.265	81	99	0.	3

Player	ap	qs	ip/app	*h/g	*r/g	*er/g	*bb/g	*so/g	k/bb	*2b/g	*3b/g	*hr/g	*fo/g	*go/g	*bf/g	sba	att	pct
28 BROUSE, Emily	2	1	2.17	8.08	6.46	6.46	6.46	8.08	1.3	4.85	0.00	0.00	4.85	8.08	37.15	5	5	1.000
23 GUEST, McKenn	9	6	3.85	8.68	5.86	4.85	3.03	6.26	2.1	1.21	0.00	0.61	8.08	5.86	33.92	10	13	.769
5 JONES, Kenzie	4	1	0.92	17.18	19.09	15.27	7.64	0.00	0.0	3.82	0.00	0.00	13.36	7.64	51.55	5	5	1.000
17 LINTON, Amber	7	2	2.81	10.68	7.83	6.41	7.12	6.41	0.9	2.49	0.00	0.71	4.98	8.54	39.15	13	14	.929
14 SNOW, Taylor	6	2	1.56	15.75	14.25	9.75	5.25	2.25	0.4	4.50	0.00	2.25	10.50	6.75	45.00	10	10	1.000
Totals	12	12	5.97	10.55	8.20	5.96	4.88	5.57	1.1	2.34	0.00	0.78	7.62	6.93	37.90	43	47	.915
Opponents	12	12	6.39	7.58	4.57	3.65	2.83	3.65	1.3	1.00	0.27	0.18	7.40	9.04	32.05	24	25	.960

* = average based on 7-inning game

LEADERS

Batting avg		Slugging pct		On base pct	
1. 38 CHAVEZ, Keyannah	.469	1. 38 CHAVEZ, Keyannah	.656	1. 38 CHAVEZ, Keyannah	.514
2. 7 ARCHULETA, Ashley	.303	2. 25 YEATTS, Chloe	.472	2. 7 ARCHULETA, Ashley	.439
3. 8 BRUNNER, Katherine	.290	3. 7 ARCHULETA, Ashley	.364	3. 8 BRUNNER, Katherine	.389
13 BAYLOR, Elizabeth	.290	20 BRAMSON, Emma	.364	4. 13 BAYLOR, Elizabeth	.353
5. 3 HATHOOT, Rachael	.289	5. 8 BRUNNER, Katherine	.355	5. 20 BRAMSON, Emma	.333
Runs scored		Hits		Runs batted in	
1. 38 CHAVEZ, Keyannah	7	1. 38 CHAVEZ, Keyannah	15	1. 25 YEATTS, Chloe	9
20 BRAMSON, Emma	7	2. 3 HATHOOT, Rachael	11	2. 8 BRUNNER, Katherine	6
3. 7 ARCHULETA, Ashley	6	3. 7 ARCHULETA, Ashley	10	3. 0 VASQUEZ-DICKSON, DeN	5
33 CARITHERS, Sydney	6	4. 4 tied at.....	9	4. 3 tied at.....	4
5. 2 tied at.....	5				
Doubles		Triples		Home runs	
1. 8 BRUNNER, Katherine	2	1. 38 CHAVEZ, Keyannah	2	1. 25 YEATTS, Chloe	2
7 ARCHULETA, Ashley	2	2. 20 BRAMSON, Emma	1		
38 CHAVEZ, Keyannah	2				
25 YEATTS, Chloe	2				
5. 3 tied at.....	1				
Total bases		Walks		Hit by pitch	
1. 38 CHAVEZ, Keyannah	21	1. 7 ARCHULETA, Ashley	8	1. 7 tied at.....	1
2. 25 YEATTS, Chloe	17	2. 8 BRUNNER, Katherine	4		
3. 3 HATHOOT, Rachael	12	3. 20 BRAMSON, Emma	3		
20 BRAMSON, Emma	12	25 YEATTS, Chloe	3		
7 ARCHULETA, Ashley	12	33 CARITHERS, Sydney	3		
Sac bunts		Sac flies		Stolen bases	
1. 38 CHAVEZ, Keyannah	2	1. 20 BRAMSON, Emma	2	1. 7 ARCHULETA, Ashley	6
3 HATHOOT, Rachael	2	2. 33 CARITHERS, Sydney	1	2. 20 BRAMSON, Emma	4
3. 33 CARITHERS, Sydney	1	3 HATHOOT, Rachael	1	3. 33 CARITHERS, Sydney	3
0 VASQUEZ-DICKSON, DeN	1			38 CHAVEZ, Keyannah	3
18 RANA, Grace	1			5. 3 tied at.....	2
Caught stealing		Steal attempts		Stolen base pct	
1. 38 CHAVEZ, Keyannah	1	1. 7 ARCHULETA, Ashley	6	1. 3 HATHOOT, Rachael	1.000
		2. 20 BRAMSON, Emma	4	7 ARCHULETA, Ashley	1.000
		38 CHAVEZ, Keyannah	4	20 BRAMSON, Emma	1.000
		4. 33 CARITHERS, Sydney	3	8 BRUNNER, Katherine	1.000
		5. 3 tied at.....	2	13 BAYLOR, Elizabeth	1.000
Strikeouts		Grounded into DP		Total plate appearances	
1. 7 ARCHULETA, Ashley	9	1. 25 YEATTS, Chloe	1	1. 3 HATHOOT, Rachael	43
2. 8 BRUNNER, Katherine	6	1 BRIONES, Gabrielle	1	2. 7 ARCHULETA, Ashley	41
3. 25 YEATTS, Chloe	5	13 BAYLOR, Elizabeth	1	3. 25 YEATTS, Chloe	40
13 BAYLOR, Elizabeth	5			4. 20 BRAMSON, Emma	39
5. 2 tied at.....	3			5. 38 CHAVEZ, Keyannah	38
At bats		Games played		Game starts	
1. 3 HATHOOT, Rachael	38	1. 9 tied at.....	12	1. 7 tied at.....	12
2. 25 YEATTS, Chloe	36				
3. 20 BRAMSON, Emma	33				
7 ARCHULETA, Ashley	33				
5. 38 CHAVEZ, Keyannah	32				
Games as sub		Chances		Putouts	
1. 0 VASQUEZ-DICKSON, DeN	6	1. 33 CARITHERS, Sydney	63	1. 25 YEATTS, Chloe	54
2. 27 LUDERER, Hayden	5	2. 25 YEATTS, Chloe	54	2. 33 CARITHERS, Sydney	53
3. 44 GARCIA, Lauren	3	3. 3 HATHOOT, Rachael	44	3. 7 ARCHULETA, Ashley	20
4. 3 tied at.....	2	4. 7 ARCHULETA, Ashley	32	4. 38 CHAVEZ, Keyannah	17
		5. 38 CHAVEZ, Keyannah	19	5. 3 HATHOOT, Rachael	14
Fielding pct		Errors		Fielding double plays	
1. 25 YEATTS, Chloe	1.000	1. 20 BRAMSON, Emma	4	1. 33 CARITHERS, Sydney	2
13 BAYLOR, Elizabeth	1.000	2. 3 HATHOOT, Rachael	3	2. 0 VASQUEZ-DICKSON, DeN	1
1 BRIONES, Gabrielle	1.000	33 CARITHERS, Sydney	3	8 BRUNNER, Katherine	1
4. 33 CARITHERS, Sydney	.952	7 ARCHULETA, Ashley	3		
5. 38 CHAVEZ, Keyannah	.947	5. 5 tied at.....	1		
Assists		Caught stealing by		Steal attempts against	
1. 3 HATHOOT, Rachael	27	1. 33 CARITHERS, Sydney	4	1. 33 CARITHERS, Sydney	40
2. 7 ARCHULETA, Ashley	9	2. 23 GUEST, McKenna	3	2. 17 LINTON, Amber	14
3. 17 LINTON, Amber	8	3. 17 LINTON, Amber	1	3. 23 GUEST, McKenna	13
4. 33 CARITHERS, Sydney	7			4. 14 SNOW, Taylor	10
5. 2 tied at.....	6			5. 18 RANA, Grace	7
Stolen bases against					
1. 33 CARITHERS, Sydney	36				
2. 17 LINTON, Amber	13				
3. 23 GUEST, McKenna	10				
14 SNOW, Taylor	10				
5. 18 RANA, Grace	7				

Earned run avg		
1.	23 GUEST, McKenna	4.85
2.	17 LINTON, Amber	6.41
3.	28 BROUSE, Emily	6.46
4.	14 SNOW, Taylor	9.75
5.	5 JONES, Kenzie	15.27

Wins		
1.	23 GUEST, McKenna	2
2.	14 SNOW, Taylor	1

Innings pitched		
1.	23 GUEST, McKenna	34.2
2.	17 LINTON, Amber	19.2
3.	14 SNOW, Taylor	9.1
4.	28 BROUSE, Emily	4.1
5.	5 JONES, Kenzie	3.2

Games started		
1.	23 GUEST, McKenna	6
2.	17 LINTON, Amber	2
	14 SNOW, Taylor	2
4.	5 JONES, Kenzie	1
	28 BROUSE, Emily	1

Wild pitches		
1.	14 SNOW, Taylor	2
	23 GUEST, McKenna	2
	17 LINTON, Amber	2
4.	28 BROUSE, Emily	1

Intentional BB allowed		
------------------------	--	--

Sac bunts allowed		
1.	23 GUEST, McKenna	4
2.	17 LINTON, Amber	1

Runs allowed		
1.	28 BROUSE, Emily	4
2.	5 JONES, Kenzie	10
3.	14 SNOW, Taylor	19
4.	17 LINTON, Amber	22
5.	23 GUEST, McKenna	29

Doubles allowed		
1.	5 JONES, Kenzie	2
2.	28 BROUSE, Emily	3
3.	23 GUEST, McKenna	6
	14 SNOW, Taylor	6
5.	17 LINTON, Amber	7

Opposing bat avg		
1.	28 BROUSE, Emily	.278
2.	23 GUEST, McKenna	.305
3.	17 LINTON, Amber	.345
4.	5 JONES, Kenzie	.391
5.	14 SNOW, Taylor	.404

Losses		
1.	23 GUEST, McKenna	5
2.	14 SNOW, Taylor	3
3.	17 LINTON, Amber	1

Batters struck out		
1.	23 GUEST, McKenna	31
2.	17 LINTON, Amber	18
3.	28 BROUSE, Emily	5
4.	14 SNOW, Taylor	3

Games finished		
1.	14 SNOW, Taylor	3
	17 LINTON, Amber	3
3.	23 GUEST, McKenna	2
4.	5 JONES, Kenzie	1

Balks		
-------	--	--

Runners picked off		
1.	33 CARITHERS, Sydney	1

Sac flies allowed		
1.	23 GUEST, McKenna	2
2.	14 SNOW, Taylor	1

Earned runs allowed		
1.	28 BROUSE, Emily	4
2.	5 JONES, Kenzie	8
3.	14 SNOW, Taylor	13
4.	17 LINTON, Amber	18
5.	23 GUEST, McKenna	24

Triples allowed		
1.	5 JONES, Kenzie	0
	28 BROUSE, Emily	0
	23 GUEST, McKenna	0
	14 SNOW, Taylor	0
	17 LINTON, Amber	0

Won-loss pct		
1.	23 GUEST, McKenna	.286
2.	14 SNOW, Taylor	.250
3.	17 LINTON, Amber	.000
4.	28 BROUSE, Emily	.000
	5 JONES, Kenzie	.000

Saves		
1.	23 GUEST, McKenna	1

Appearances		
1.	23 GUEST, McKenna	9
2.	17 LINTON, Amber	7
3.	14 SNOW, Taylor	6
4.	5 JONES, Kenzie	4
5.	28 BROUSE, Emily	2

Games in relief		
1.	17 LINTON, Amber	5
2.	14 SNOW, Taylor	4
3.	5 JONES, Kenzie	3
	23 GUEST, McKenna	3
5.	28 BROUSE, Emily	1

Hit batters		
1.	23 GUEST, McKenna	5
2.	17 LINTON, Amber	2
3.	28 BROUSE, Emily	1

Batters SO out looking		
1.	23 GUEST, McKenna	8
2.	17 LINTON, Amber	7

Hits allowed		
1.	28 BROUSE, Emily	5
2.	5 JONES, Kenzie	9
3.	14 SNOW, Taylor	21
4.	17 LINTON, Amber	30
5.	23 GUEST, McKenna	43

Walks allowed		
1.	28 BROUSE, Emily	4
	5 JONES, Kenzie	4
3.	14 SNOW, Taylor	7
4.	23 GUEST, McKenna	15
5.	17 LINTON, Amber	20

Home runs allowed		
1.	5 JONES, Kenzie	0
	28 BROUSE, Emily	0
3.	17 LINTON, Amber	2
4.	23 GUEST, McKenna	3
	14 SNOW, Taylor	3

MISC. STATS

Multiple Hit Games	2	3	4	5+	Total
38 CHAVEZ, Keyannah	3	2	-	-	5
3 HATHOOT, Rachael	3	-	-	-	3
7 ARCHULETA, Ashley	2	1	-	-	3
20 BRAMSON, Emma	2	-	-	-	2
25 YEATTS, Chloe	1	-	-	-	1
8 BRUNNER, Katherine	-	1	-	-	1
13 BAYLOR, Elizabeth	-	1	-	-	1
0 VASQUEZ-DICKSON, DeN	1	-	-	-	1
TEAM	12	5	0	0	17

Multiple RBI Games	2	3	4	5+	Total
25 YEATTS, Chloe	1	1	-	-	2
8 BRUNNER, Katherine	1	1	-	-	2
0 VASQUEZ-DICKSON, DeN	2	-	-	-	2
20 BRAMSON, Emma	1	-	-	-	1
13 BAYLOR, Elizabeth	1	-	-	-	1
33 CARITHERS, Sydney	1	-	-	-	1
38 CHAVEZ, Keyannah	1	-	-	-	1
TEAM	8	2	0	0	10

Hitting Streaks	Longest	Current
20 BRAMSON, Emma	6	-
38 CHAVEZ, Keyannah	5	5
25 YEATTS, Chloe	4	-
3 HATHOOT, Rachael	4	-
0 VASQUEZ-DICKSON, DeN	3	-
7 ARCHULETA, Ashley	3	-
8 BRUNNER, Katherine	3	-
13 BAYLOR, Elizabeth	2	-
4 ANDREWS, Macie	1	-
18 RANA, Grace	1	1
1 BRIONES, Gabrielle	1	-
33 CARITHERS, Sydney	1	-

Reached Base Streaks	Longest	Current
20 BRAMSON, Emma	7	-
38 CHAVEZ, Keyannah	5	5
0 VASQUEZ-DICKSON, DeN	5	-
8 BRUNNER, Katherine	5	-
7 ARCHULETA, Ashley	4	-
3 HATHOOT, Rachael	4	-
25 YEATTS, Chloe	4	-
13 BAYLOR, Elizabeth	4	-
33 CARITHERS, Sydney	2	1
18 RANA, Grace	2	2
44 GARCIA, Lauren	2	-
1 BRIONES, Gabrielle	1	-
4 ANDREWS, Macie	1	-

CONFERENCE STANDINGS

Team	MOUNTAIN WEST						ALL GAMES								
	W	L	Pct.	H	A	N	W	L	T	Pct.	H	A	N	Streak	Last 10
UNLV	0	0	.000	0-0	0-0	0-0	3	0	0	1.000	0-0	1-0	2-0	W5	7-3
Boise State (RV/RV)	0	0	.000	0-0	0-0	0-0	4	1	0	.800	0-0	2-0	2-1	W2	6-4
Fresno State	0	0	.000	0-0	0-0	0-0	4	1	0	.800	4-1	0-0	0-0	W4	6-4
Colorado State	0	0	.000	0-0	0-0	0-0	3	2	0	.600	0-0	0-2	3-0	L1	5-5
Nevada	0	0	.000	0-0	0-0	0-0	3	2	0	.600	0-0	1-0	2-2	W1	5-5
San Diego State (RV/RV)	0	0	.000	0-0	0-0	0-0	3	2	0	.600	2-2	1-0	0-0	W3	6-4
Utah State	0	0	.000	0-0	0-0	0-0	2	2	0	.500	0-0	1-0	1-2	W1	5-5
San José State	0	0	.000	0-0	0-0	0-0	1	4	0	.200	0-0	0-2	1-2	W1	3-7
New Mexico	0	0	.000	0-0	0-0	0-0	1	6	0	.143	0-0	0-4	1-2	L6	1-9

THE 2024 LOBOS



0 DeNae Vasquez-Dickson

FR • OF • 5-1 • L/L
Grapevine, Texas (Colleyville Heritage HS)

SEASON BESTS

Hits	2	Marist, 2-18-24
Doubles		
Triples		
Home Runs		
RBI	2	2x, last: Marist, 2-18-24
Runs	1	4x, last: Marist, 2-18-24
Walks	1	Houston Christian, 2-17-24
Stolen Bases	1	2x, last: ACU, 2-16-24

CAREER BESTS

Hits	Same
Doubles	
Triples	
Home Runs	
RBI	Same
Runs	Same
Walks	Same
Stolen Bases	Same

STREAKS

	Current	Career Best
Hitting		3
On-Base		5

MULTI-HIT GAMES

	2	3	4	5+	TOTAL
2024	1				1

MULTI-RBI GAMES

	2	3	4	5+	TOTAL
2024	2				2

2024 GAME-BY-GAME

DATE	OPPONENT	POS	AB	R	H	TB	2B	3B	HR	RBI	BB	HBP	SO	SB-ATT	E
2/9	Tennessee State	pr	0	0	0	0	0	0	0	0	0	0	0	0-0	0
2/9	McNeese	ph/of	1	0	0	0	0	0	0	0	0	0	0	0-0	0
2/10	Chattanooga	ph/of	1	0	0	0	0	0	0	0	0	0	0	0-0	0
2/10	Cal	ph	1	0	0	0	0	0	0	0	0	0	0	0-0	0
2/11	Louisiana	of	0	0	0	0	0	0	0	0	0	0	0	0-0	0
2/14	UTEP	*of	3	0	0	0	0	0	0	0	0	0	0	0-0	0
2/14	UTEP	ph/of	1	1	1	1	0	0	0	0	0	0	0	0-0	0
2/16	Marist	*of	4	1	1	1	0	0	0	2	0	0	0	1-1	0
2/16	Abilene Christian	*of	4	1	1	1	0	0	0	1	0	0	1	1-1	0
2/17	Houston Christian	*of	2	0	0	0	0	0	0	0	1	0	0	0-0	0
2/18	Marist	*of	4	1	2	2	0	0	0	2	0	0	1	0-0	1
2/18	Abilene Christian	*of	2	0	0	0	0	0	0	0	0	0	0	0-0	0
2/23	Stephen F. Austin														
2/23	North Texas														
2/24	Stephen F. Austin														
2/24	North Texas														
2/25	Minnesota														
2/28	Texas Tech														
3/1	Pacific														
3/1	Montana														
3/2	Toledo														
3/2	Grand Canyon														
3/6	Cleveland State														
3/7	UConn														
3/7	Hawai'i														
3/8	UConn														
3/8	Hawai'i														
3/12	Texas Tech														
3/12	Texas Tech														
3/15	San José State														
3/16	San José State														
3/17	San José State														
3/22	UNLV														
3/23	UNLV														
3/24	UNLV														
3/26	New Mexico State														
3/26	New Mexico State														
3/28	Nevada														
3/29	Nevada														
3/30	Nevada														
4/3	San Diego State														
4/3	San Diego State														
4/6	Colorado State														
4/7	Colorado State														
4/16	New Mexico State														
4/19	Utah State														
4/20	Utah State														
4/21	Utah State														
4/26	Boise State														
4/27	Boise State														
4/28	Boise State														
5/2	Fresno State														
5/3	Fresno State														
5/4	Fresno State														
			6	23	4	5	5	0	0	5	1	0	2	2-2	1

CAREER STATS

SEASON	GP	GS	AVG.	AB	R	H	2B	3B	HR	RBI	TB	SLG%	BB	SO	HBP	OB%	SF	SH	SB-SA	PO	A	E	FLD%
2024	12	6	.217	23	4	5	0	0	0	5	5	.217	1	2	0	.250	0	1	2-2	13	1	1	.933
TOTAL	12	6	.217	23	4	5	0	0	0	5	5	.217	1	2	0	.250	0	1	2-2	13	1	1	.933

HIGHLIGHTS

- Majoring in exercise science and wants to be a physical therapist
- Played for Glory Adkins Gold 18U

THE 2024 LOBOS



1 Gabrielle Briones

FR • UTIL • 5-3 • R/R

Mesquite, Texas (North Mesquite HS)

SEASON BESTS

Hits	1	Cal, 2-10-24
Doubles		
Triples		
Home Runs		
RBI		
Runs	1	Cal, 2-10-24
Walks		
Stolen Bases	1	Cal, 2-10-24

CAREER BESTS

Hits	Same
Doubles	
Triples	
Home Runs	
RBI	
Runs	Same
Walks	
Stolen Bases	Same

STREAKS

	Current	Career Best
Hitting		1
On-Base		1

MULTI-HIT GAMES

	2	3	4	5+	TOTAL
2024					

MULTI-RBI GAMES

	2	3	4	5+	TOTAL
2024					

2024 GAME-BY-GAME

DATE	OPPONENT	POS	AB	R	H	TB	2B	3B	HR	RBI	BB	HBP	SO	SB-ATT	E
2/9	Tennessee State					-DNP-									
2/9	McNeese					-DNP-									
2/10	Chattanooga					-DNP-									
2/10	Cal	ph/2b	2	1	1	0	0	0	0	0	0	0	1	0-0	0
2/11	Louisiana	*2b	2	0	0	0	0	0	0	0	0	0	0	0-0	0
2/14	UTEP					-DNP-									
2/14	UTEP					-DNP-									
2/16	Marist					-DNP-									
2/16	Abilene Christian					-DNP-									
2/17	Houston Christian					-DNP-									
2/18	Marist					-DNP-									
2/18	Abilene Christian					-DNP-									
2/23	Stephen F. Austin														
2/23	North Texas														
2/24	Stephen F. Austin														
2/24	North Texas														
2/25	Minnesota														
2/28	Texas Tech														
3/1	Pacific														
3/1	Montana														
3/2	Toledo														
3/2	Grand Canyon														
3/6	Cleveland State														
3/7	UConn														
3/7	Hawai'i														
3/8	UConn														
3/8	Hawai'i														
3/12	Texas Tech														
3/12	Texas Tech														
3/15	San José State														
3/16	San José State														
3/17	San José State														
3/22	UNLV														
3/23	UNLV														
3/24	UNLV														
3/26	New Mexico State														
3/26	New Mexico State														
3/28	Nevada														
3/29	Nevada														
3/30	Nevada														
4/3	San Diego State														
4/3	San Diego State														
4/6	Colorado State														
4/7	Colorado State														
4/16	New Mexico State														
4/19	Utah State														
4/20	Utah State														
4/21	Utah State														
4/26	Boise State														
4/27	Boise State														
4/28	Boise State														
5/2	Fresno State														
5/3	Fresno State														
5/4	Fresno State														
			1	4	1	1	1	0	0	0	0	0	1	0-0	0


CAREER STATS

SEASON	GP	GS	AVG.	AB	R	H	2B	3B	HR	RBI	TB	SLG%	BB	SO	HBP	OB%	SF	SH	SB-SA	PO	A	E	FLD%
2024	2	1	.250	4	1	1	0	0	0	0	1	.250	0	1	0	.250	0	0	1-1	4	1	0	1.000
TOTAL	2	1	.250	4	1	1	0	0	0	0	1	.250	0	1	0	.250	0	0	1-1	4	1	0	1.000

HIGHLIGHTS

- Majoring in criminology and wants to be either a criminal investigator or criminal/forensic psychologist
- Named the 2022 District 10-6A Defensive Player of the Year and the 2021 District 10-6A Offensive Player of the Year
- Played club ball for Texas Glory

THE 2024 LOBOS



2 Savana Martinez

RS-JR • C • 5-3 • R/R

Albuquerque, N.M. (Rio Rancho HS)

SEASON BESTS

Hits
Doubles
Triples
Home Runs
RBI
Runs
Walks
Runner CS

CAREER BESTS

Hits 2 Maine, 3-12-23
Doubles 1 2x, last: Wisconsin, 3-13-22
Triples
Home Runs
RBI 1 3x, last: Utah State, 3-19-23
Runs 1 2x, last: Wisconsin, 3-13-22
Walks 1 3x, last: Colorado State, 4-9-22
Runner CS 1 2x, last: Arizona St., 3-3-23

STREAKS

Current Career Best

Hitting 2
On-Base 3

MULTI-HIT GAMES

	2	3	4	5+	TOTAL
2022	1	-	-	-	1
2023	-	-	-	-	0
2024					

MULTI-RBI GAMES

	2	3	4	5+	TOTAL
2022	-	-	-	-	0
2023	-	-	-	-	0
2024					

2024 GAME-BY-GAME																
DATE	OPPONENT	POS	AB	R	H	TB	2B	3B	HR	RBI	BB	HBP	SO	SB-ATT	E	
2/9	Tennessee State															-DNP-
2/9	McNeese															-DNP-
2/10	Chattanooga															-DNP-
2/10	Cal															-DNP-
2/11	Louisiana															-DNP-
2/14	UTEP															-DNP-
2/14	UTEP															-DNP-
2/16	Marist															-DNP-
2/16	Abilene Christian															-DNP-
2/17	Houston Christian															-DNP-
2/18	Marist															-DNP-
2/18	Abilene Christian															-DNP-
2/23	Stephen F. Austin															-DNP-
2/23	North Texas															-DNP-
2/24	Stephen F. Austin															-DNP-
2/24	North Texas															-DNP-
2/25	Minnesota															-DNP-
2/28	Texas Tech															-DNP-
3/1	Pacific															-DNP-
3/1	Montana															-DNP-
3/2	Toledo															-DNP-
3/2	Grand Canyon															-DNP-
3/6	Cleveland State															-DNP-
3/7	UConn															-DNP-
3/7	Hawai'i															-DNP-
3/8	UConn															-DNP-
3/8	Hawai'i															-DNP-
3/12	Texas Tech															-DNP-
3/12	Texas Tech															-DNP-
3/15	San José State															-DNP-
3/16	San José State															-DNP-
3/17	San José State															-DNP-
3/22	UNLV															-DNP-
3/23	UNLV															-DNP-
3/24	UNLV															-DNP-
3/26	New Mexico State															-DNP-
3/26	New Mexico State															-DNP-
3/28	Nevada															-DNP-
3/29	Nevada															-DNP-
3/30	Nevada															-DNP-
4/3	San Diego State															-DNP-
4/3	San Diego State															-DNP-
4/6	Colorado State															-DNP-
4/7	Colorado State															-DNP-
4/16	New Mexico State															-DNP-
4/19	Utah State															-DNP-
4/20	Utah State															-DNP-
4/21	Utah State															-DNP-
4/26	Boise State															-DNP-
4/27	Boise State															-DNP-
4/28	Boise State															-DNP-
5/2	Fresno State															-DNP-
5/3	Fresno State															-DNP-
5/4	Fresno State															-DNP-

CAREER STATS																
SEASON	GP	GS	AVG.	AB	R	H	2B	3B	HR	RBI	TB	SLG%	BB	SO	HBP	OB%
2022	12	7	.200	20	2	4	2	0	0	2	6	.300	3	7	0	.304
2023	10	2	.125	8	0	1	0	0	0	1	1	.125	0	7	0	.125
2024																
TOTAL	22	9	.179	28	2	5	2	0	0	3	7	.250	3	14	0	.258

HIGHLIGHTS

- All 9 starts were at catcher
- Has thrown out a runner in each of her 2 seasons
- First collegiate hit and RBI came against Maine on March 12, 2022

THE 2024 LOBOS



3 Rachael Hathoot

RS-SR • INF • 5-8 • R/R
Albuquerque, N.M. (La Cueva HS)

SEASON BESTS

Hits	2	3x, last: HCU, 2-17-24
Doubles	1	UTEP, 2-14-24
Triples		
Home Runs		
RBI	1	2x, last: UTEP, 2-14-24
Runs	2	Marist, 2-16-24
Walks	1	2x, last: Marist, 2-18-24
Stolen Bases	1	2x, last: UTEP, 2-14-24

CAREER BESTS

Hits	3	5x, last: UNLV, 5-6-23
Doubles	2	2x, last: San José State, 5-8-21
Triples	1	9x, last: Nevada, 4-29-23
Home Runs	1	8x, last: Utah State, 3-17-23
RBI	5	Colorado St., 4-16-23
Runs	3	Colorado St., 4-16-23
Walks	2	Weber State, 2-7-20
Stolen Bases	2	Texas, 3-20-21

STREAKS

	Current	Career Best
Hitting		15
On-Base		20

MULTI-HIT GAMES

	2	3	4	5+	TOTAL
2020	5	-	-	-	5
2021	8	-	-	-	8
2023	13	5	-	-	18
2024	3				3

MULTI-RBI GAMES

	2	3	4	5+	TOTAL
2020	4	-	-	-	4
2021	4	1	-	-	5
2023	4	1	1	1	7
2024					

2024 GAME-BY-GAME

DATE	OPPONENT	POS	AB	R	H	TB	2B	3B	HR	RBI	BB	HBP	SO	SB-ATT	E
2/9	Tennessee State	*ss	4	0	1	1	0	0	0	0	0	0	0	0-0	1
2/9	McNeese	*ss	3	0	1	1	0	0	0	1	0	0	0	0-0	0
2/10	Chattanooga	*ss	4	0	0	0	0	0	0	0	0	0	0	0-0	1
2/10	Cal	*ss	2	0	0	0	0	0	0	0	0	0	0	0-0	0
2/11	Louisiana	*ss	3	1	2	2	0	0	0	0	0	0	0	1-1	0
2/14	UTEP	*ss	4	1	2	3	1	0	0	1	0	0	0	1-1	0
2/14	UTEP	*ss	2	0	0	0	0	0	0	0	0	0	0	0-0	0
2/16	Marist	*ss	4	2	1	1	0	0	0	0	1	0	1	0-0	0
2/16	Abilene Christian	*ss	3	0	1	1	0	0	0	0	0	0	0	0-0	0
2/17	Houston Christian	*ss	4	0	2	2	0	0	0	0	0	0	0	0-0	1
2/18	Marist	*ss	3	1	1	1	0	0	0	0	1	0	0	0-0	0
2/18	Abilene Christian	*ss	2	0	0	0	0	0	0	0	0	0	0	0-0	0
2/23	Stephen F. Austin														
2/23	North Texas														
2/24	Stephen F. Austin														
2/24	North Texas														
2/25	Minnesota														
2/28	Texas Tech														
3/1	Pacific														
3/1	Montana														
3/2	Toledo														
3/2	Grand Canyon														
3/6	Cleveland State														
3/7	UConn														
3/7	Hawai'i														
3/8	UConn														
3/8	Hawai'i														
3/12	Texas Tech														
3/12	Texas Tech														
3/15	San José State														
3/16	San José State														
3/17	San José State														
3/22	UNLV														
3/23	UNLV														
3/24	UNLV														
3/26	New Mexico State														
3/26	New Mexico State														
3/28	Nevada														
3/29	Nevada														
3/30	Nevada														
4/3	San Diego State														
4/3	San Diego State														
4/6	Colorado State														
4/7	Colorado State														
4/16	New Mexico State														
4/19	Utah State														
4/20	Utah State														
4/21	Utah State														
4/26	Boise State														
4/27	Boise State														
4/28	Boise State														
5/2	Fresno State														
5/3	Fresno State														
5/4	Fresno State														
			12	38	5	11	12	1	0	0	2	2	0	1	2-2 3

CAREER STATS

SEASON	GP	GS	AVG.	AB	R	H	2B	3B	HR	RBI	TB	SLG%	BB	SO	HBP	OB%	SF	SH	SB-SA	PO	A	E	FLD%
2020	26	26	.250	84	19	21	6	2	1	12	34	.405	7	8	3	.330	0	2	0-1	38	47	6	.934
2021	46	46	.241	133	18	32	10	0	4	20	54	.406	9	25	2	.299	0	2	9-12	96	79	11	.941
2023	50	50	.396	149	38	59	9	7	3	31	91	.611	12	15	4	.452	1	4	5-5	79	114	12	.941
2024	12	12	.289	38	5	11	1	0	0	2	12	.316	2	1	0	.317	1	2	2-2	14	27	3	.932
TOTAL	134	134	.304	404	80	123	26	9	8	65	191	.473	30	49	9	.364	2	10	16-20	227	267	32	.939

HIGHLIGHTS

- 2024 All-Mountain West Preseason Team
- 2023 MW All-Conference First Team
- Named Mountain West Player of the Week on May 11, 2021
- Has started every game in her 3 years
- Missed 2022 season due to injury
- Started all 50 games last season at shortstop
- Started all 46 games, playing second for 42 games and catcher for 4 in 2021
- Started all 26 games at third base as a freshman
- Graduated with degree in speech and hearing sciences and psychology, working on master's in project management

THE 2024 LOBOS



4

Macie Andrews

FR • OF • 5-3 • R/R

Enid, Okla. (Chisholm HS)

SEASON BESTS

Hits	1	Tennessee State, 2-9-24
Doubles		
Triples		
Home Runs		
RBI		
Runs	1	McNeese, 2-9-24
Walks		
Stolen Bases		

CAREER BESTS

Hits	Same
Doubles	
Triples	
Home Runs	
RBI	
Runs	Same
Walks	
Stolen Bases	

STREAKS

	Current	Career Best
Hitting		1
Reach Base		1

MULTI-HIT GAMES

	2	3	4	5+	TOTAL
2024					

MULTI-RBI GAMES

	2	3	4	5+	TOTAL
2024					

2024 GAME-BY-GAME																
DATE	OPPONENT	POS	AB	R	H	TB	2B	3B	HR	RBI	BB	HBP	SO	SB-ATT	E	
2/9	Tennessee State	*of	3	0	1	1	0	0	0	0	0	0	0	0-0	0	
2/9	McNeese	*of	2	1	0	0	0	0	0	0	0	0	1	0-0	0	
2/10	Chattanooga	*of	2	0	0	0	0	0	0	0	0	0	0	0-0	1	
2/10	Cal						-DNP-									
2/11	Louisiana						-DNP-									
2/14	UTEP						-DNP-									
2/14	UTEP	*of	1	0	0	0	0	0	0	0	0	0	1	0-0	0	
2/16	Marist						-DNP-									
2/16	Abilene Christian						-DNP-									
2/17	Houston Christian	ph	1	0	0	0	0	0	0	0	0	0	1	0-0	0	
2/18	Marist	pr	0	0	0	0	0	0	0	0	0	0	0	0-0	0	
2/18	Abilene Christian						-DNP-									
2/23	Stephen F. Austin															
2/23	North Texas															
2/24	Stephen F. Austin															
2/24	North Texas															
2/25	Minnesota															
2/28	Texas Tech															
3/1	Pacific															
3/1	Montana															
3/2	Toledo															
3/2	Grand Canyon															
3/6	Cleveland State															
3/7	UConn															
3/7	Hawai'i															
3/8	UConn															
3/8	Hawai'i															
3/12	Texas Tech															
3/12	Texas Tech															
3/15	San José State															
3/16	San José State															
3/17	San José State															
3/22	UNLV															
3/23	UNLV															
3/24	UNLV															
3/26	New Mexico State															
3/26	New Mexico State															
3/28	Nevada															
3/29	Nevada															
3/30	Nevada															
4/3	San Diego State															
4/3	San Diego State															
4/6	Colorado State															
4/7	Colorado State															
4/16	New Mexico State															
4/19	Utah State															
4/20	Utah State															
4/21	Utah State															
4/26	Boise State															
4/27	Boise State															
4/28	Boise State															
5/2	Fresno State															
5/3	Fresno State															
5/4	Fresno State															
			4	9	1	1	1	0	0	0	0	0	0	0	0	1

CAREER STATS																
SEASON	GP	GS	AVG.	AB	R	H	2B	3B	HR	RBI	TB	SLG%	BB	SO	HBP	OB% SF SH SB-SA PO A E FLD%
2024	6	4	.111	9	1	1	0	0	0	0	1	.111	0	3	0	.111 0 0 0-0 6 0 1 .857
TOTAL	6	4	.111	9	1	1	0	0	0	0	1	.111	0	3	0	.111 0 0 0-0 6 0 1 .857

- HIGHLIGHTS
- Played both middle infield and outfield in high school
 - Wears #4 because her dad wore #4 growing up and wears it to follow in his footsteps
 - Majoring in business administration and wants to be a medical sales rep

THE 2024 LOBOS



5 Kenzie Jones

FR • P • 5-8 • R/R

Crawford, Texas (Crawford HS)

SEASON BESTS

IP (high)	1.2	Cal, 2-10-24
H (low)	2	3x, last: Marist, 2-18-24
R (low)	2	2x, last: ACU, 2-16-24
ER (low)	1	McNeese, 2-9-24
BB (low)	0	Cal, 2-10-24
SO (high)		
BF (high)	9	2x, last: Cal, 2-10-24
NP (high)	36	McNeese, 2-9-24

CAREER BESTS (MIN. 3.0 IP)

IP (high)	
H (low)	
R (low)	
ER (low)	
BB (low)	
SO (high)	
BF (high)	
NP (high)	

PITCHING SUPERLATIVES (MIN. 4.0 IP)

	Season	Career
5+ K		
10+ K		
1 R or Less		
Shutout		

2024 GAME-BY-GAME

DATE	OPPONENT	W-L	ERA	CG	IP	H	R	ER	BB	SO	2B	3B	HR	BF	HBP
2/9	Tennessee St.							-DNP-							
2/9	McNeese	--	5.25	0	1.1	2	3	1	2	0	1	0	0	9	0
2/10	Chattanooga							-DNP-							
2/10	Cal	--	8.40	0	1.2	3	2	2	0	0	0	0	0	9	0
2/11	Louisiana							-DNP-							
2/14	UTEP							-DNP-							
2/14	UTEP							-DNP-							
2/16	Marist							-DNP-							
2/16	Abilene Christian	--	42.00	0	0.1	2	2	2	1	0	0	0	0	5	0
2/17	Houston Christian							-DNP-							
2/18	Marist	--	63.00	0	0.1	2	3	3	1	0	1	0	0	4	0
2/18	Abilene Christian							-DNP-							
2/23	Stephen F. Austin														
2/23	North Texas														
2/24	Stephen F. Austin														
2/24	North Texas														
2/25	Minnesota														
2/28	Texas Tech														
3/1	Pacific														
3/1	Montana														
3/2	Toledo														
3/2	Grand Canyon														
3/6	Cleveland State														
3/7	UConn														
3/7	Hawai'i														
3/8	UConn														
3/8	Hawai'i														
3/12	Texas Tech														
3/12	Texas Tech														
3/15	San José State														
3/16	San José State														
3/17	San José State														
3/122	UNLV														
3/23	UNLV														
3/24	UNLV														
3/26	New Mexico State														
3/26	New Mexico State														
3/28	Nevada														
3/29	Nevada														
3/30	Nevada														
4/3	San Diego State														
4/3	San Diego State														
4/6	Colorado State														
4/7	Colorado State														
4/16	New Mexico State														
4/19	Utah State														
4/20	Utah State														
4/21	Utah State														
4/26	Boise State														
4/27	Boise State														
4/28	Boise State														
5/2	Fresno State														
5/3	Fresno State														
5/4	Fresno State														
		0-0	15.27	0	3.2	9	10	8	4	0	2	0	0	27	0

CAREER STATS

SEASON	GS	APP	CG	W-L	ERA	SHO	SV	IP	H	R	ER	BB	SO	2B	3B	HR	BF	NP-STK	WP	HBP	PO	A	E	FLD%
2024	1	4	0	0-0	15.27	0	0	3.2	9	10	8	4	0	2	0	0	27	109-58	0	0	0	0	0	.000
TOTAL	1	4	0	0-0	15.27	0	0	3.2	9	10	8	4	0	2	0	0	27	109-58	0	0	0	0	0	.000

HIGHLIGHTS

- Ranked 79th pitcher by Extra Innings in 2020, 59th in 2021 and ranked 50th in the Extra Innings Elite 100 in 2023
- Recorded 87 strikeouts as a freshman before COVID cut the season short, 287 strikeouts her sophomore year and 239 strikeouts her junior year
- HS team won the 2A State Championship and was named 2A State MVP in 2022
- Also lettered in basketball and cheer
- Pre-med major

THE 2024 LOBOS



6

Alina Ortiz

FR • P • 5-6 • R/R

Corona, Calif. (Centennial HS)

SEASON BESTS

IP (high)

H (low)

R (low)

ER (low)

BB (low)

SO (high)

BF (high)

NP (high)

CAREER BESTS(MIN. 3.0 IP)

IP (high)

H (low)

R (low)

ER (low)

BB (low)

SO (high)

BF (high)

NP (high)

PITCHING SUPERLATIVES (MIN. 4.0 IP)

Season

Career

5+ K

10+ K

1 R or Less

Shutout

2024 GAME-BY-GAME																	
DATE	OPPONENT	W-L	ERA	CG	IP	H	R	ER	BB	SO	2B	3B	HR	BF	HBP		
2/9	Tennessee St.							-DNP-									
2/9	McNeese							-DNP-									
2/10	Chattanooga							-DNP-									
2/10	Cal							-DNP-									
2/11	Louisiana							-DNP-									
2/14	UTEP							-DNP-									
2/14	UTEP							-DNP-									
2/16	Marist							-DNP-									
2/16	Abilene Christian							-DNP-									
2/17	Houston Christian							-DNP-									
2/18	Marist							-DNP-									
2/18	Abilene Christian							-DNP-									
2/23	Stephen F. Austin																
2/23	North Texas																
2/24	Stephen F. Austin																
2/24	North Texas																
2/25	Minnesota																
2/28	Texas Tech																
3/1	Pacific																
3/1	Montana																
3/2	Toledo																
3/2	Grand Canyon																
3/6	Cleveland State																
3/7	UConn																
3/7	Hawai'i																
3/8	UConn																
3/8	Hawai'i																
3/12	Texas Tech																
3/12	Texas Tech																
3/15	San José State																
3/16	San José State																
3/17	San José State																
3/122	UNLV																
3/23	UNLV																
3/24	UNLV																
3/26	New Mexico State																
3/26	New Mexico State																
3/28	Nevada																
3/29	Nevada																
3/30	Nevada																
4/3	San Diego State																
4/3	San Diego State																
4/6	Colorado State																
4/7	Colorado State																
4/16	New Mexico State																
4/19	Utah State																
4/20	Utah State																
4/21	Utah State																
4/26	Boise State																
4/27	Boise State																
4/28	Boise State																
5/2	Fresno State																
5/3	Fresno State																
5/4	Fresno State																

CAREER STATS																								
SEASON	GS	APP	CG	W-L	ERA	SHO	SV	IP	H	R	ER	BB	SO	2B	3B	HR	BF	NP-STK	WP	HBP	PO	A	E	FLD%
2024																								
TOTAL																								

HIGHLIGHTS

THE 2024 LOBOS



7 Ashley Archuleta

JR • INF • 5-4 • R/R

Rio Rancho, N.M. (Cleveland HS)

SEASON BESTS

Hits	3	Marist, 2-16-24
Doubles	1	2x, last: ACU, 2-16-24
Triples		
Home Runs		
RBI	1	4x, last: Marist, 2-18-24
Runs	2	Tennessee State, 2-9-24
Walks	2	3x, last: Marist, 2-18-24
Stolen Bases	2	Tennessee State, 2-9-24

CAREER BESTS

Hits	3	5x, last: Marist, 2-16-24
Doubles	2	NMSU, 3-8-22
Triples	1	6x, last: San Diego St., 4-23-23
Home Runs	2	Fresno State, 4-15-22
RBI	4	Fresno State, 4-15-22
Runs	2	12x, last: Tennessee St., 2-9-24
Walks	3	Nevada, 4-23-22
Stolen Bases	2	Tennessee State, 2-9-24

STREAKS

	Current	Career Best
Hitting		13
On-Base		22

MULTI-HIT GAMES

	2	3	4	5+	TOTAL
2022	12	3	-	-	15
2023	12	1	-	-	13
2024	2	1			3

MULTI-RBI GAMES

	2	3	4	5+	TOTAL
2022	3	1	1	-	5
2023	5	3	-	-	8
2024					

2024 GAME-BY-GAME

DATE	OPPONENT	POS	AB	R	H	TB	2B	3B	HR	RBI	BB	HBP	SO	SB-ATT	E
2/9	Tennessee State	*2b	4	2	2	2	0	0	0	0	0	0	0	2-2	0
2-2/9	McNeese	*2b	4	1	2	2	0	0	0	1	0	0	0	0-0	1
2/10	Chattanooga	*2b	3	0	1	1	0	0	0	0	1	0	2	1-1	0
2/10	Cal	*2b	1	0	0	0	0	0	0	0	0	0	1	0-0	2
2/11	Louisiana	*dp	2	1	1	2	1	0	0	0	0	0	0	0-0	0
2/14	UTEP	*2b	4	0	0	0	0	0	0	0	0	0	0	0-0	0
2/14	UTEP	*2b	3	0	0	0	0	0	0	0	0	0	1	0-0	0
2/16	Marist	*2b	3	1	3	3	0	0	0	1	2	0	0	1-1	0
2/16	Abilene Christian	*2b	3	0	1	2	1	0	0	1	1	0	1	1-1	0
2/17	Houston Christian	*2b	2	0	0	0	0	0	0	0	2	0	2	1-1	0
2/18	Marist	*2b	2	1	0	0	0	0	0	1	2	0	2	0-0	0
2/18	Abilene Christian	*2b	2	0	0	0	0	0	0	0	0	0	0	0-0	0
2/23	Stephen F. Austin														
2/23	North Texas														
2/24	Stephen F. Austin														
2/24	North Texas														
2/25	Minnesota														
2/28	Texas Tech														
3/1	Pacific														
3/1	Montana														
3/2	Toledo														
3/2	Grand Canyon														
3/6	Cleveland State														
3/7	UConn														
3/7	Hawai'i														
3/8	UConn														
3/8	Hawai'i														
3/12	Texas Tech														
3/12	Texas Tech														
3/15	San José State														
3/16	San José State														
3/17	San José State														
3/22	UNLV														
3/23	UNLV														
3/24	UNLV														
3/26	New Mexico State														
3/26	New Mexico State														
3/28	Nevada														
3/29	Nevada														
3/30	Nevada														
4/3	San Diego State														
4/3	San Diego State														
4/6	Colorado State														
4/7	Colorado State														
4/16	New Mexico State														
4/19	Utah State														
4/20	Utah State														
4/21	Utah State														
4/26	Boise State														
4/27	Boise State														
4/28	Boise State														
5/2	Fresno State														
5/3	Fresno State														
5/4	Fresno State														
			12	33	6	10	12	2	0	0	4	8	0	9	6-6 3

CAREER STATS

SEASON	GP	GS	AVG.	AB	R	H	2B	3B	HR	RBI	TB	SLG%	BB	SO	HBP	OB%	SF	SH	SB-SA	PO	A	E	FLD%
2022	53	53	.326	172	29	56	9	1	2	21	73	.424	20	36	3	.405	0	1	1-1	86	100	15	.926
2023	47	45	.331	130	22	43	4	5	3	25	66	.508	16	25	0	.401	1	2	2-2	82	89	9	.950
2024	12	12	.303	33	6	10	2	0	0	4	12	.364	8	9	0	.439	0	0	6-6	20	9	3	.906
TOTAL	112	110	.325	335	57	109	15	6	5	50	151	.451	44	70	3	.407	1	3	9-9	188	198	27	.935

HIGHLIGHTS

- All-Conference First Team in 2022 and 2023
- First two-time first team all-conference player for UNM since Brandi Heimburg (2014 and 2015)
- Played 45 games at second her sophomore season
- Played 51 games at second, 1 game at shortstop and 1 game as DP freshman season
- Ended 2023 on a 10-game hitting streak
- 2nd on the team in total bases (73), hits (56) and doubles (9) as a freshman

THE 2024 LOBOS



8 Katherine Brunner

FR • INF • 5-7 • R/R
Katy, Texas (James E. Taylor HS)

SEASON BESTS		
Hits	3	Marist, 2-16-24
Doubles	1	2x, last: Marist, 2-16-24
Triples		
Home Runs		
RBI	3	Marist, 2-16-24
Runs	1	3x, last: Marist, 2-18-24
Walks	2	Chattanooga, 2-10-24
Stolen Bases	1	Tennessee State, 2-9-24

CAREER BESTS		
Hits	Same	
Doubles	Same	
Triples		
Home Runs		
RBI	Same	
Runs	Same	
Walks	Same	
Stolen Bases	Same	

STREAKS		
	Current	Career Best
Hitting		3
On-Base		5

MULTI-HIT GAMES					
	2	3	4	5+	TOTAL
2024		1			1

MULTI-RBI GAMES					
	2	3	4	5+	TOTAL
2024	1	1			2

2024 GAME-BY-GAME																		
DATE	OPPONENT	POS	AB	R	H	TB	2B	3B	HR	RBI	BB	HBP	SO	SB-ATT	E			
2/9	Tennessee State	*dp	3	1	1	1	0	0	0	0	1	0	1	1-1	0			
2/9	McNeese	*dp	3	0	1	1	0	0	0	0	0	0	0	0-0	0			
2/10	Chattanooga	*dp/3b	1	1	0	0	0	0	0	0	2	0	0	0-0	0			
2/10	Cal	*3b	2	0	0	0	0	0	0	0	0	0	0	0-0	0			
2/11	Louisiana	*3b	2	0	1	1	0	0	0	0	0	0	0	0-0	0			
2/14	UTEP	*3b	2	0	0	0	0	0	0	0	0	0	0	0-0	0			
2/14	UTEP	*3b	2	0	1	2	1	0	0	0	0	1	0	0-0	0			
2/16	Marist	*3b	5	0	3	4	1	0	0	3	0	0	1	0-0	0			
2/16	Abilene Christian	*3b	3	0	1	1	0	0	0	1	0	0	1	0-0	0			
2/17	Houston Christian	*3b	2	0	0	0	0	0	0	0	1	0	1	0-0	0			
2/18	Marist	*3b	4	1	1	1	0	0	0	2	0	0	2	0-0	1			
2/18	Abilene Christian	*dp/3b	2	0	0	0	0	0	0	0	0	0	0	0-0	0			
2/23	Stephen F. Austin																	
2/23	North Texas																	
2/24	Stephen F. Austin																	
2/24	North Texas																	
2/25	Minnesota																	
2/28	Texas Tech																	
3/1	Pacific																	
3/1	Montana																	
3/2	Toledo																	
3/2	Grand Canyon																	
3/6	Cleveland State																	
3/7	UConn																	
3/7	Hawai'i																	
3/8	UConn																	
3/8	Hawai'i																	
3/12	Texas Tech																	
3/12	Texas Tech																	
3/15	San José State																	
3/16	San José State																	
3/17	San José State																	
3/22	UNLV																	
3/23	UNLV																	
3/24	UNLV																	
3/26	New Mexico State																	
3/26	New Mexico State																	
3/28	Nevada																	
3/29	Nevada																	
3/30	Nevada																	
4/3	San Diego State																	
4/3	San Diego State																	
4/6	Colorado State																	
4/7	Colorado State																	
4/16	New Mexico State																	
4/19	Utah State																	
4/20	Utah State																	
4/21	Utah State																	
4/26	Boise State																	
4/27	Boise State																	
4/28	Boise State																	
5/2	Fresno State																	
5/3	Fresno State																	
5/4	Fresno State																	
			12	31	3	9	11	2	0	0	6	4	1	6	1-1	1		

CAREER STATS																			
SEASON	GP	GS	AVG.	AB	R	H	2B	3B	HR	RBI	TB	SLG%	BB	SO	HBP	OB%	SF	SH	SB-SA
2024	12	12	.290	31	3	9	2	0	0	6	11	.355	4	6	1	.389	0	0	1-1
TOTAL	12	12	.290	31	3	9	2	0	0	6	11	.355	4	6	1	.389	0	0	1-1

- HIGHLIGHTS
- Majoring in business administration
 - #8 was the first number she wore when she started playing softball at age 6.
 - Played for the Bombers, the Lady Dukes and Prolific
 - Also lettered in basketball in high school

THE 2024 LOBOS



9 Jewels Hanawahine

FR • UTIL • 5-9 • R/R

Waimanalo, Hawai'i (Kamehameha Kap. Iama)

SEASON BESTS

Hits
Doubles
Triples
Home Runs
RBI
Runs
Walks
Stolen Bases

CAREER BESTS

Hits
Doubles
Triples
Home Runs
RBI
Runs
Walks
Stolen Bases

STREAKS

Current Career Best
Hitting
On-Base

MULTI-HIT GAMES

2 3 4 5+ TOTAL
2023

MULTI-RBI GAMES

2 3 4 5+ TOTAL
2023

2024 GAME-BY-GAME

DATE	OPPONENT	POS	AB	R	H	TB	2B	3B	HR	RBI	BB	HBP	SO	SB-ATT	E
2/9	Tennessee State														
2/9	McNeese														
2/10	Chattanooga														
2/10	Cal														
2/11	Louisiana														
2/14	UTEP														
2/14	UTEP														
2/16	Marist														
2/16	Abilene Christian														
2/17	Houston Christian														
2/18	Marist														
2/18	Abilene Christian														
2/23	Stephen F. Austin														
2/23	North Texas														
2/24	Stephen F. Austin														
2/24	North Texas														
2/25	Minnesota														
2/28	Texas Tech														
3/1	Pacific														
3/1	Montana														
3/2	Toledo														
3/2	Grand Canyon														
3/6	Cleveland State														
3/7	UConn														
3/7	Hawai'i														
3/8	UConn														
3/8	Hawai'i														
3/12	Texas Tech														
3/12	Texas Tech														
3/15	San José State														
3/16	San José State														
3/17	San José State														
3/22	UNLV														
3/23	UNLV														
3/24	UNLV														
3/26	New Mexico State														
3/26	New Mexico State														
3/28	Nevada														
3/29	Nevada														
3/30	Nevada														
4/3	San Diego State														
4/3	San Diego State														
4/6	Colorado State														
4/7	Colorado State														
4/16	New Mexico State														
4/19	Utah State														
4/20	Utah State														
4/21	Utah State														
4/26	Boise State														
4/27	Boise State														
4/28	Boise State														
5/2	Fresno State														
5/3	Fresno State														
5/4	Fresno State														


CAREER STATS

SEASON	GP	GS	AVG.	AB	R	H	2B	3B	HR	RBI	TB	SLG%	BB	SO	HBP	OB%	SF	SH	SB-SA	PO	A	E	FLD%
2024																							
TOTAL																							

HIGHLIGHTS

- Construction management major
- Played for Firecrackers Rico 18U, Firecrackers Brasher Smith and Firecrackers Hawaii
- Wears #9 because she and her two siblings were all born on the 9th of different months

THE 2024 LOBOS



12

Savannah Braun

SR • INF • 5-10 • R/R

Tualatin, Ore. (Tualatin HS)

SEASON BESTS

Hits
Doubles
Triples
Home Runs
RBI
Runs
Walks
Stolen Bases

CAREER BESTS

Hits 1 4x, last: NMSU, 3-22-22
Doubles
Triples
Home Runs 1 at NMSU, 3-22-22
RBI 3 at NMSU, 3-22-22
Runs 1 2x, last: at NMSU, 3-22-22
Walks 1 3x, last: Maine, 3-12-22
Total Bases 4 at NMSU, 3/22/23

STREAKS

Current

Career Best

Hitting 2
On-Base 2

MULTI-HIT GAMES

2

3

4

5+

TOTAL

2021 - - - - -
2022 - - - - -
2023 - - - - -
2024

MULTI-RBI GAMES

2

3

4

5+

TOTAL

2021 - - - - -
2022 - 1 - - 1
2023 - - - - -
2024

2024 GAME-BY-GAME																		
DATE	OPPONENT	POS	AB	R	H	TB	2B	3B	HR	RBI	BB	HBP	SO	SB-ATT	E			
2/9	Tennessee State															-DNP-		
2/9	McNeese															-DNP-		
2/10	Chattanooga															-DNP-		
2/10	Cal															-DNP-		
2/11	Louisiana															-DNP-		
2/14	UTEP															-DNP-		
2/14	UTEP															-DNP-		
2/16	Marist															-DNP-		
2/16	Abilene Christian															-DNP-		
2/17	Houston Christian															-DNP-		
2/18	Marist															-DNP-		
2/18	Abilene Christian															-DNP-		
2/23	Stephen F. Austin															-DNP-		
2/23	North Texas															-DNP-		
2/24	Stephen F. Austin															-DNP-		
2/24	North Texas															-DNP-		
2/25	Minnesota															-DNP-		
2/28	Texas Tech															-DNP-		
3/1	Pacific															-DNP-		
3/1	Montana															-DNP-		
3/2	Toledo															-DNP-		
3/2	Grand Canyon															-DNP-		
3/6	Cleveland State															-DNP-		
3/7	UConn															-DNP-		
3/7	Hawai'i															-DNP-		
3/8	UConn															-DNP-		
3/8	Hawai'i															-DNP-		
3/12	Texas Tech															-DNP-		
3/12	Texas Tech															-DNP-		
3/15	San José State															-DNP-		
3/16	San José State															-DNP-		
3/17	San José State															-DNP-		
3/22	UNLV															-DNP-		
3/23	UNLV															-DNP-		
3/24	UNLV															-DNP-		
3/26	New Mexico State															-DNP-		
3/26	New Mexico State															-DNP-		
3/28	Nevada															-DNP-		
3/29	Nevada															-DNP-		
3/30	Nevada															-DNP-		
4/3	San Diego State															-DNP-		
4/3	San Diego State															-DNP-		
4/6	Colorado State															-DNP-		
4/7	Colorado State															-DNP-		
4/16	New Mexico State															-DNP-		
4/19	Utah State															-DNP-		
4/20	Utah State															-DNP-		
4/21	Utah State															-DNP-		
4/26	Boise State															-DNP-		
4/27	Boise State															-DNP-		
4/28	Boise State															-DNP-		
5/2	Fresno State															-DNP-		
5/3	Fresno State															-DNP-		
5/4	Fresno State															-DNP-		

CAREER STATS																							
SEASON	GP	GS	AVG.	AB	R	H	2B	3B	HR	RBI	TB	SLG%	BB	SO	HBP	OB%	SF	SH	SB-SA	PO	A	E	FLD%
2021	4	1	.500	4	0	2	0	0	0	0	2	.500	2	2	0	.667	0	0	0-0	0	0	0	.000
2022	5	0	.500	4	2	2	0	0	1	4	5	1.250	1	0	0	.600	0	0	0-0	0	0	0	.000
2023	DID NOT PLAY																						
2024																							
TOTAL	9	1	.500	8	2	4	0	0	1	4	7	.875	3	2	0	.636	0	0	0-0	0	0	0	.000
HIGHLIGHTS																							

- HIGHLIGHTS
- Hit a pinch-hit 3-run HR at New Mexico on March 22 for her first collegiate HR
 - Hit against Tarleton on Feb. 27 ended the game in a run-rule win
 - Start was as the designated player against Utah State on May 15, 2021
 - Majoring in community health education

THE 2024 LOBOS



13 Elizabeth Baylor

SO • OF • 5-8 • R/R

Richmond, Texas (Churchill Fulshear HS)

SEASON BESTS

Hits	3	Marist, 2-16-24
Doubles		
Triples		
Home Runs		
RBI	2	Marist, 2-18-24
Runs	2	Marist, 2-16-24
Walks	1	2x, last: Marist, 2-18-24
Stolen Bases	2	Marist, 2-16-24

CAREER BESTS

Hits	Same
Doubles	
Triples	
Home Runs	
RBI	Same
Runs	Same
Walks	1
Stolen Bases	5x, last: Marist, 2-18-24
	Same

STREAKS

	Current	Career Best
Hitting		2
On-Base		4

MULTI-HIT GAMES

	2	3	4	5+	TOTAL
2023	1	-	-	-	1
2024		1			1

MULTI-RBI GAMES

	2	3	4	5+	TOTAL
2023	-	-	-	-	-
2024	1				1

2024 GAME-BY-GAME

DATE	OPPONENT	POS	AB	R	H	TB	2B	3B	HR	RBI	BB	HBP	SO	SB-ATT	E
2/9	Tennessee State	*of	3	0	1	1	0	0	0	0	0	0	1	0-0	0
2/9	McNeese	*of	2	0	0	0	0	0	0	0	0	0	2	0-0	0
2/10	Chattanooga	*of	2	1	1	1	0	0	0	0	0	1	0	0-0	0
2/10	Cal	*of	2	0	0	0	0	0	0	0	0	0	0	0-0	0
2/11	Louisiana	*of	2	0	1	1	0	0	0	0	0	0	0	0-0	0
2/14	UTEP	*of	3	1	1	1	0	0	0	0	0	0	0	0-0	0
2/14	UTEP	*of	3	0	0	0	0	0	0	0	0	0	0	0-0	0
2/16	Marist	*of	4	2	3	3	0	0	0	0	0	0	0	2-2	0
2/16	Abilene Christian	*of	3	0	1	1	0	0	0	0	0	0	1	0-0	0
2/17	Houston Christian	*of	2	0	0	0	0	0	0	0	1	0	1	0-0	0
2/18	Marist	*of	3	1	1	1	0	0	0	2	1	0	0	0-0	0
2/18	Abilene Christian	*of	2	0	0	0	0	0	0	0	0	0	0	0-0	0
2/23	Stephen F. Austin														
2/23	North Texas														
2/24	Stephen F. Austin														
2/24	North Texas														
2/25	Minnesota														
2/28	Texas Tech														
3/1	Pacific														
3/1	Montana														
3/2	Toledo														
3/2	Grand Canyon														
3/6	Cleveland State														
3/7	UConn														
3/7	Hawai'i														
3/8	UConn														
3/8	Hawai'i														
3/12	Texas Tech														
3/12	Texas Tech														
3/15	San José State														
3/16	San José State														
3/17	San José State														
3/22	UNLV														
3/23	UNLV														
3/24	UNLV														
3/26	New Mexico State														
3/26	New Mexico State														
3/28	Nevada														
3/29	Nevada														
3/30	Nevada														
4/3	San Diego State														
4/3	San Diego State														
4/6	Colorado State														
4/7	Colorado State														
4/16	New Mexico State														
4/19	Utah State														
4/20	Utah State														
4/21	Utah State														
4/26	Boise State														
4/27	Boise State														
4/28	Boise State														
5/2	Fresno State														
5/3	Fresno State														
5/4	Fresno State														
			12	31	5	9	9	0	0	0	2	2	1	5	2-2 0

CAREER STATS

SEASON	GP	GS	AVG.	AB	R	H	2B	3B	HR	RBI	TB	SLG%	BB	SO	HBP	OB%	SF	SH	SB-SA	PO	A	E	FLD%
2023	21	9	.167	24	1	4	0	0	0	1	4	.167	3	9	0	.259	0	0	1-1	19	2	0	1.000
2024	12	12	.290	31	5	9	0	0	0	2	9	.290	2	5	1	.353	0	0	2-2	8	0	0	1.000
TOTAL	33	21	.236	55	6	13	0	0	0	3	13	.236	5	14	1	.311	0	0	3-3	27	2	0	1.000

HIGHLIGHTS

- Psychology major
- Played in 21 games with 9 starts, 8 in right field and 1 as DP as a freshman
- Played for the Houston Power, Aces Express and Texas Bombers.
- Named to the 4A Second Team All-District and the 5A Second Team All-District and was the school record holder for stolen bases

THE 2024 LOBOS



14 Taylor Snow
RS-JR • P • 5-10 • R/R
Columbia, La.. (Louisiana)

SEASON BESTS		
IP (high)	3.2	ACU, 2-16-24
H (low)	1	Louisiana, 2-11-24
R (low)	1	2x, last: Marist, 2-18-24
ER (low)	1	3x, last: Marist, 2-18-24
BB (low)	0	UTEP, 2-14-24
SO (high)	1	3x, last: Marist, 2-18-24
BF (high)	19	ACU, 2-16-24
NP (high)	60	ACU, 2-16-24

CAREER BESTS(MIN. 3.0 IP)		
IP (high)	7.0	CSUB, 2-23-23
H (low)	4	6x, last: Nevada, 4-29-23
R (low)	0	2x, last: Nevada, 4-29-23
ER (low)	0	4x, last: Nevada, 4-29-23
BB (low)	0	6x, last: Nevada, 4-30-23
SO (high)	3	Texas Tech, 3-12-23
BF (high)	29	CSUB, 2-23-23
NP (high)	101	CSUB, 2-23-23

PITCHING SUPERLATIVES (MIN. 4.0 IP)		
	Season	Career
5+ K		
10+ K		
1 R or Less		4
Shutout		

2024 GAME-BY-GAME																	
DATE	OPPONENT	W-L	ERA	CG	IP	H	R	ER	BB	SO	2B	3B	HR	BF	HBP		
2/9	Tennessee St.							-DNP-									
2/9	McNeese	0-1	16.80	0	1.2	6	6	4	2	0	2	0	0	12	0		
2/10	Chattanooga							-DNP-									
2/10	Cal	0-1	21.00	0	0.1	2	5	1	1	0	0	0	1	6	0		
2/11	Louisiana	--	10.50	0	1.1	1	2	2	1	1	0	0	0	8	0		
2/14	UTEP							-DNP-									
2/14	UTEP	--	10.50	0	0.2	2	1	1	0	0	1	0	0	4	0		
2/16	Marist							-DNP-									
2/16	Abilene Christian	0-1	7.64	0	3.2	7	4	4	1	1	3	0	1	19	0		
2/17	Houston Christian							-DNP-									
2/18	Marist	1-0	4.20	0	1.2	3	1	1	2	1	0	0	1	11	0		
2/18	Abilene Christian							-DNP-									
2/23	Stephen F. Austin																
2/23	North Texas																
2/24	Stephen F. Austin																
2/24	North Texas																
2/25	Minnesota																
2/28	Texas Tech																
3/1	Pacific																
3/1	Montana																
3/2	Toledo																
3/2	Grand Canyon																
3/6	Cleveland State																
3/7	UConn																
3/7	Hawai'i																
3/8	UConn																
3/8	Hawai'i																
3/12	Texas Tech																
3/12	Texas Tech																
3/15	San José State																
3/16	San José State																
3/17	San José State																
3/122	UNLV																
3/23	UNLV																
3/24	UNLV																
3/26	New Mexico State																
3/26	New Mexico State																
3/28	Nevada																
3/29	Nevada																
3/30	Nevada																
4/3	San Diego State																
4/3	San Diego State																
4/6	Colorado State																
4/7	Colorado State																
4/16	New Mexico State																
4/19	Utah State																
4/20	Utah State																
4/21	Utah State																
4/26	Boise State																
4/27	Boise State																
4/28	Boise State																
5/2	Fresno State																
5/3	Fresno State																
5/4	Fresno State																
		1-3	9.75	0	9.1	21	19	13	7	3	6	0	3	60	0		

CAREER STATS																					
SEASON	GS	APP	CG	W-L	ERA	SHO	SV	IP	H	R	ER	BB	SO	2B	3B	HR	BF	NP-STK	WP	HBP	PO
2023	14	29	2	5-10	4.86	0	0	90.2	128	83	63	29	28	27	2	13	441	1547-917	3	10	0
2024	2	6	0	1-3	9.75	0	0	9.1	21	19	13	7	3	6	0	3	60	213-124	2	0	0
TOTAL	16	35	2	6-13	5.32	0	0	100.0	149	102	76	36	31	33	2	16	501	1760-1041	5	10	0

- HIGHLIGHTS
- Majoring in psychology
 - First collegiate start came at LSU
 - First signee for Coach Dickson and staff (signed June 17, 2022)
 - Redshirted at Louisiana
 - Was a three-time first team all-state and all-district pitcher and pitched the Tigers to three consecutive state championship game appearances, earning the title her freshman season

THE 2024 LOBOS



16 Brooke Umali

FR • P • 5-3 • L/L

Burlingame, Calif. (Aragon HS)

SEASON BESTS	
IP (high)	
H (low)	
R (low)	
ER (low)	
BB (low)	
SO (high)	
BF (high)	
NP (high)	

CAREER BESTS (MIN. 3.0 IP)	
IP (high)	
H (low)	
R (low)	
ER (low)	
BB (low)	
SO (high)	
BF (high)	
NP (high)	

PITCHING SUPERLATIVES (MIN. 4.0 IP)		
	Season	Career
5+ K		
10+ K		
1 R or Less		
Shutout		

2024 GAME-BY-GAME																
DATE	OPPONENT	W-L	ERA	CG	IP	H	R	ER	BB	SO	2B	3B	HR	BF	HBP	
2/9	Tennessee St.							-DNP-								
2/9	McNeese							-DNP-								
2/10	Chattanooga							-DNP-								
2/10	Cal							-DNP-								
2/11	Louisiana							-DNP-								
2/14	UTEP							-DNP-								
2/14	UTEP							-DNP-								
2/16	Marist							-DNP-								
2/16	Abilene Christian							-DNP-								
2/17	Houston Christian							-DNP-								
2/18	Marist							-DNP-								
2/18	Abilene Christian							-DNP-								
2/23	Stephen F. Austin							-DNP-								
2/23	North Texas															
2/24	Stephen F. Austin															
2/24	North Texas															
2/25	Minnesota															
2/28	Texas Tech															
3/1	Pacific															
3/1	Montana															
3/2	Toledo															
3/2	Grand Canyon															
3/6	Cleveland State															
3/7	UConn															
3/7	Hawai'i															
3/8	UConn															
3/8	Hawai'i															
3/12	Texas Tech															
3/12	Texas Tech															
3/15	San José State															
3/16	San José State															
3/17	San José State															
3/122	UNLV															
3/23	UNLV															
3/24	UNLV															
3/26	New Mexico State															
3/26	New Mexico State															
3/28	Nevada															
3/29	Nevada															
3/30	Nevada															
4/3	San Diego State															
4/3	San Diego State															
4/6	Colorado State															
4/7	Colorado State															
4/16	New Mexico State															
4/19	Utah State															
4/20	Utah State															
4/21	Utah State															
4/26	Boise State															
4/27	Boise State															
4/28	Boise State															
5/2	Fresno State															
5/3	Fresno State															
5/4	Fresno State															

CAREER STATS																
SEASON	GS	APP	CG	W-L	ERA	SHO	SV	IP	H	R	ER	BB	SO	2B	3B	HR
2024																
TOTAL																

- | HIGHLIGHTS |
|------------|
|------------|
- Majoring in business administration
 - Played for Warrior Academy
 - Wore 16 since she started playing softball at age 7

THE 2024 LOBOS



17

Amber Linton

SR • P • 6-0 • R/R

Franklin, Ind. (Indiana)

SEASON BESTS			
IP (high)	5.1	UTEP, 2-14-24	
H (low)	1	Marist, 2-16-24	
R (low)	0	Marist, 2-16-24	
ER (low)	0	Marist, 2-16-24	
BB (low)	1	2x, last: Marist, 2-16-24	
SO (high)	5	2x, last: UTEP, 2-14-24	
BF (high)	26	UTEP, 2-14-24	
NP (high)	108	UTEP, 2-14-24	

CAREER BESTS(MIN. 3.0 IP)			
IP (high)	11.0	UTEP, 3-1-23	
H (low)	0	Boise State, 5-8-22	
R (low)	0	5x, last: SJSU, 3-25-23	
ER (low)	0	7x, last: SJSU, 3-25-23	
BB (low)	0	5x, last: Nevada, 4-28-23	
SO (high)	14	Utah State, 3-17-23	
BF (high)	48	UTEP, 3-1-23	
NP (high)	201	Utah State, 3-17-23	

PITCHING SUPERLATIVES (MIN. 4.0 IP)			
	Season	Career	
5+ K	1	28	
10+ K		5	
1 R or Less		10	
Shutout		3	

2024 GAME-BY-GAME																		
DATE	OPPONENT	W-L	ERA	CG	IP	H	R	ER	BB	SO	2B	3B	HR	BF	HBP			
2/9	Tennessee St.	--	14.00	0	3.0	5	6	6	5	5	1	0	0	20	1			
2/9	McNeese	--	3.00	0	2.1	2	3	1	4	0	2	0	0	14	0			
2/10	Chattanooga	--	2.80	0	5.0	7	3	2	2	3	1	0	1	24	0			
2/10	Cal	--	10.50	0	2.0	6	3	3	1	2	0	0	1	11	0			
2/11	Louisiana	--	21.00	0	1.0	3	4	3	4	1	1	0	0	10	0			
2/14	UTEP							-DNP-										
2/14	UTEP	0-1	3.94	0	5.1	6	3	3	3	5	2	0	0	26	1			
2/16	Marist	--	0.00	0	1.0	1	0	0	1	2	0	0	0	5	0			
2/16	Abilene Christian							-DNP-										
2/17	Houston Christian							-DNP-										
2/18	Marist							-DNP-										
2/18	Abilene Christian							-DNP-										
2/23	Stephen F. Austin																	
2/23	North Texas																	
2/24	Stephen F. Austin																	
2/24	North Texas																	
2/25	Minnesota																	
2/28	Texas Tech																	
3/1	Pacific																	
3/1	Montana																	
3/2	Toledo																	
3/2	Grand Canyon																	
3/6	Cleveland State																	
3/7	UConn																	
3/7	Hawai'i																	
3/8	UConn																	
3/8	Hawai'i																	
3/12	Texas Tech																	
3/12	Texas Tech																	
3/15	San José State																	
3/16	San José State																	
3/17	San José State																	
3/122	UNLV																	
3/23	UNLV																	
3/24	UNLV																	
3/26	New Mexico State																	
3/26	New Mexico State																	
3/28	Nevada																	
3/29	Nevada																	
3/30	Nevada																	
4/3	San Diego State																	
4/3	San Diego State																	
4/6	Colorado State																	
4/7	Colorado State																	
4/16	New Mexico State																	
4/19	Utah State																	
4/20	Utah State																	
4/21	Utah State																	
4/26	Boise State																	
4/27	Boise State																	
4/28	Boise State																	
5/2	Fresno State																	
5/3	Fresno State																	
5/4	Fresno State																	
		0-1	6.41	0	19.2	30	22	18	20	18	7	0	2	110	2			

CAREER STATS																			
SEASON	GS	APP	CG	W-L	ERA	SHO	SV	IP	H	R	ER	BB	SO	2B	3B	HR	BF	NP-STK	WP
2021	4	19	0	4-3	3.79	0	0	44.1	52	33	24	24	21	12	2	2	214	159-82	1
2022	27	38	7	12-14	4.02	0	3	156.2	181	125	90	73	156	22	4	6	779	2512-1503	11
2023	25	32	14	11-13	3.71	3	1	158.2	171	103	84	70	164	33	1	12	742	3086-1844	4
2024	2	7	0	0-1	6.41	0	0	19.2	30	22	18	20	18	7	0	2	110	470-263	1
TOTAL	57	94	21	27-30	3.98	3	4	373.0	427	280	212	183	352	72	7	22	1814	6227-3692	17
HIGHLIGHTS																			

- 2 highest strikeouts per game in program history: 7.24 strikeouts per game in 2023 was the single-season program record, breaking her own record of 6.97 she set in 2022
- 156 strikeouts in 2022 were the 6th most in a single-season in program history; 164 in 2023 were the 5th most in a single-season.
- Named MW Pitcher of the Week on March 1, 2022
- Pitched a team-high 158.2 innings with team-high 14 complete games and 3 shutouts last season
- 105 strikeouts from setting the career program record
- Accounting major

THE 2024 LOBOS



18 Grace Rana

SO • C • 5-6 • R/R

Queen Creek, Ariz. (Queen Creek HS)

SEASON BESTS

Hits	1	ACU, 2-18-24
Doubles		
Triples		
Home Runs		
RBI	1	Marist, 2-16-24
Runs		
Walks	1	Marist, 2-18-24
Stolen Bases		

CAREER BESTS

Hits	Same
Doubles	
Triples	
Home Runs	
RBI	Same
Runs	1
Walks	Same
Stolen Bases	1

STREAKS

	Current	Career Best
Hitting	1	1
On-Base	2	2

MULTI-HIT GAMES

	2	3	4	5+	TOTAL
2023	-	-	-	-	0
2024					

MULTI-RBI GAMES

	2	3	4	5+	TOTAL
2023	-	-	-	-	0
2024					

2024 GAME-BY-GAME

DATE	OPPONENT	POS	AB	R	H	TB	2B	3B	HR	RBI	BB	HBP	SO	SB-ATT	E
2/9	Tennessee State						-DNP-								
2/9	McNeese						-DNP-								
2/10	Chattanooga						-DNP-								
2/10	Cal						-DNP-								
2/11	Louisiana						-DNP-								
2/14	UTEP						-DNP-								
2/14	UTEP						-DNP-								
2/16	Marist	*c	1	0	0	0	0	0	0	1	0	0	0	0-0	0
2/16	Abilene Christian						-DNP-								
2/17	Houston Christian						-DNP-								
2/18	Marist	ph/c	1	0	0	0	0	0	0	0	1	1	0	0-0	0
2/18	Abilene Christian	*c	2	0	1	1	0	0	0	0	0	0	0	0-0	1
2/23	Stephen F. Austin														
2/23	North Texas														
2/24	Stephen F. Austin														
2/24	North Texas														
2/25	Minnesota														
2/28	Texas Tech														
3/1	Pacific														
3/1	Montana														
3/2	Toledo														
3/2	Grand Canyon														
3/6	Cleveland State														
3/7	UConn														
3/7	Hawai'i														
3/8	UConn														
3/8	Hawai'i														
3/12	Texas Tech														
3/12	Texas Tech														
3/15	San José State														
3/16	San José State														
3/17	San José State														
3/22	UNLV														
3/23	UNLV														
3/24	UNLV														
3/26	New Mexico State														
3/26	New Mexico State														
3/28	Nevada														
3/29	Nevada														
3/30	Nevada														
4/3	San Diego State														
4/3	San Diego State														
4/6	Colorado State														
4/7	Colorado State														
4/16	New Mexico State														
4/19	Utah State														
4/20	Utah State														
4/21	Utah State														
4/26	Boise State														
4/27	Boise State														
4/28	Boise State														
5/2	Fresno State														
5/3	Fresno State														
5/4	Fresno State														
		2	4	0	1	1	0	0	0	1	1	1	0	0-0	0

CAREER STATS

SEASON	GP	GS	AVG.	AB	R	H	2B	3B	HR	RBI	TB	SLG%	BB	SO	HBP	OB%	SF	SH	SB-SA	PO	A	E	FLD%
2023	20	0	.000	1	6	0	0	0	0	0	0	.000	0	0	0	.000	0	0	1-1	0	0	0	.000
2024	3	2	.250	4	0	1	0	0	0	1	1	.250	1	0	1	.500	0	1	0-0	11	0	1	.917
TOTAL	23	2	.200	5	6	1	0	0	0	1	1	.200	1	0	1	.429	0	1	1-1	11	0	1	.917

HIGHLIGHTS

- Psychology major
- Appeared in 20 games, primarily as a pinch runner
- Made first career start and recorded first career hit against Marist on Feb. 16
- At-bat came against Boise State on April 7, 2023
- Named to the All-Region Second Team in 2019
- Played for the AZ Hotshots- Delsante

THE 2024 LOBOS



20 Emma Bramson
JR • INF • 5-7 • R/R
Valencia, Calif. (Valencia HS)

SEASON BESTS

Hits	2	2x, last: Cal, 2-10-24
Doubles	1	HCU, 2-17-24
Triples	1	McNeese, 2-9-24
Home Runs		
RBI	2	Chattanooga, 2-10-24
Runs	1	7x, last: Marist, 2-18-24
Walks	1	3x, last: Marist, 2-18-24
Stolen Bases	2	Marist, 2-16-24

CAREER BESTS

Hits	4	Utah State, 3-19-23
Doubles	2	Utah State, 3-19-23
Triples		
Home Runs	2	UC Santa Barbara, 3-3-22
RBI	5	UC Santa Barbara, 3-3-22
Runs	4	Utah State, 3-19-23
Walks	3	2x, last: Utah State, 3-17-23
Stolen Bases	2	Marist, 2-16-24

STREAKS

	Current	Career Best
Hitting		8
On-Base		8

MULTI-HIT GAMES

	2	3	4	5+	TOTAL
2022	9	1	-	-	10
2023	5	1	1	-	7
2024	2				2

MULTI-RBI GAMES

	2	3	4	5+	TOTAL
2022	3	-	-	1	4
2023	1	-	-	-	1
2024	1				1

2024 GAME-BY-GAME

DATE	OPPONENT	POS	AB	R	H	TB	2B	3B	HR	RBI	BB	HBP	SO	SB-ATT	E
2/9	Tennessee State	*3b	4	0	0	0	0	0	0	0	0	0	2	0-0	0
2/9	McNeese	*3b	2	1	2	4	0	1	0	0	1	0	0	0-0	1
2/10	Chattanooga	*3b/dp	2	0	1	1	0	0	0	2	0	0	0	0-0	1
2/10	Cal	*of	2	1	2	2	0	0	0	0	0	0	0	0-0	0
2/11	Louisiana	*of	2	0	1	1	0	0	0	1	0	0	0	0-0	1
2/14	UTEP	*dp	3	0	1	1	0	0	0	0	0	0	0	1-1	0
2/14	UTEP	*dp	3	1	1	1	0	0	0	0	0	0	0	1-1	0
2/16	Marist	*dp	3	1	0	0	0	0	0	1	0	1	0	2-2	0
2/16	Abilene Christian	*dp	4	1	0	0	0	0	0	0	0	0	0	0-0	0
2/17	Houston Christian	*dp	3	1	1	2	1	0	0	0	1	0	0	0-0	0
2/18	Marist	*dp	3	1	0	0	0	0	0	0	1	0	0	0-0	0
2/18	Abilene Christian	*3b/dp	2	0	0	0	0	0	0	0	0	0	0	0-0	1
2/23	Stephen F. Austin														
2/23	North Texas														
2/24	Stephen F. Austin														
2/24	North Texas														
2/25	Minnesota														
2/28	Texas Tech														
3/1	Pacific														
3/1	Montana														
3/2	Toledo														
3/2	Grand Canyon														
3/6	Cleveland State														
3/7	UConn														
3/7	Hawai'i														
3/8	UConn														
3/8	Hawai'i														
3/12	Texas Tech														
3/12	Texas Tech														
3/15	San José State														
3/16	San José State														
3/17	San José State														
3/22	UNLV														
3/23	UNLV														
3/24	UNLV														
3/26	New Mexico State														
3/26	New Mexico State														
3/28	Nevada														
3/29	Nevada														
3/30	Nevada														
4/3	San Diego State														
4/3	San Diego State														
4/6	Colorado State														
4/7	Colorado State														
4/16	New Mexico State														
4/19	Utah State														
4/20	Utah State														
4/21	Utah State														
4/26	Boise State														
4/27	Boise State														
4/28	Boise State														
5/2	Fresno State														
5/3	Fresno State														
5/4	Fresno State														
			12	33	7	9	12	1	1	0	4	3	1	2	4-4 4

CAREER STATS

SEASON	GP	GS	AVG.	AB	R	H	2B	3B	HR	RBI	TB	SLG%	BB	SO	HBP	OB%	SF	SH	SB-SA	PO	A	E	FLD%
2022	46	46	.245	139	24	34	4	0	6	23	56	.403	11	20	1	.301	2	1	0-0	45	69	9	.926
2023	44	44	.314	121	18	38	5	0	1	11	46	.380	8	16	2	.361	2	2	2-2	41	67	9	.923
2024	12	12	.273	33	7	9	1	1	0	4	12	.364	3	2	1	.333	2	0	4-4	3	3	4	.600
TOTAL	102	102	.276	293	49	81	10	1	7	38	114	.389	22	38	4	.329	6	3	6-6	89	139	22	.912

HIGHLIGHTS

- Named MW Freshman of the Week on Feb. 22, 2022
- Had a 7-game streak of reaching base and 6-game hitting streak this season
- Career-high 9 total bases against UC Santa Barbara on March 3, 2022
- Started in 44 games, 39 games at third and 5 games at second as a sophomore
- Played 25 games at third base and 21 games at shortstop as a freshman
- Majoring in sociology with a psychology minor

THE 2024 LOBOS



21 Taylor Morgan

SO • OF • 5-6 • R/R
Gallup, N.M. (Trinidad State College)

SEASON BESTS

Hits
Doubles
Triples
Home Runs
RBI
Runs
Walks
Stolen Bases

CAREER BESTS

Hits
Doubles
Triples
Home Runs
RBI
Runs
Walks
Stolen Bases

STREAKS

	Current	Career Best
Hitting		
On-Base		

MULTI-HIT GAMES

	2	3	4	5+	TOTAL
2024					

MULTI-RBI GAMES

	2	3	4	5+	TOTAL
2024					

2024 GAME-BY-GAME

DATE	OPPONENT	POS	AB	R	H	TB	2B	3B	HR	RBI	BB	HBP	SO	SB-ATT	E
2/9	Tennessee State												-DNP-		
2/9	McNeese												-DNP-		
2/10	Chattanooga												-DNP-		
2/10	Cal												-DNP-		
2/11	Louisiana												-DNP-		
2/14	UTEP												-DNP-		
2/14	UTEP												-DNP-		
2/16	Marist												-DNP-		
2/16	Abilene Christian												-DNP-		
2/17	Houston Christian												-DNP-		
2/18	Marist												-DNP-		
2/18	Abilene Christian												-DNP-		
2/23	Stephen F. Austin												-DNP-		
2/23	North Texas												-DNP-		
2/24	Stephen F. Austin												-DNP-		
2/24	North Texas												-DNP-		
2/25	Minnesota												-DNP-		
2/28	Texas Tech												-DNP-		
3/1	Pacific												-DNP-		
3/1	Montana												-DNP-		
3/2	Toledo												-DNP-		
3/2	Grand Canyon												-DNP-		
3/6	Cleveland State												-DNP-		
3/7	UConn												-DNP-		
3/7	Hawai'i												-DNP-		
3/8	UConn												-DNP-		
3/8	Hawai'i												-DNP-		
3/12	Texas Tech												-DNP-		
3/12	Texas Tech												-DNP-		
3/15	San José State												-DNP-		
3/16	San José State												-DNP-		
3/17	San José State												-DNP-		
3/22	UNLV												-DNP-		
3/23	UNLV												-DNP-		
3/24	UNLV												-DNP-		
3/26	New Mexico State												-DNP-		
3/26	New Mexico State												-DNP-		
3/28	Nevada												-DNP-		
3/29	Nevada												-DNP-		
3/30	Nevada												-DNP-		
4/3	San Diego State												-DNP-		
4/3	San Diego State												-DNP-		
4/6	Colorado State												-DNP-		
4/7	Colorado State												-DNP-		
4/16	New Mexico State												-DNP-		
4/19	Utah State												-DNP-		
4/20	Utah State												-DNP-		
4/21	Utah State												-DNP-		
4/26	Boise State												-DNP-		
4/27	Boise State												-DNP-		
4/28	Boise State												-DNP-		
5/2	Fresno State												-DNP-		
5/3	Fresno State												-DNP-		
5/4	Fresno State												-DNP-		

CAREER STATS

SEASON	GP	GS	AVG.	AB	R	H	2B	3B	HR	RBI	TB	SLG%	BB	SO	HBP	OB%	SF	SH	SB-SA	PO	A	E	FLD%
2024																							
TOTAL																							

HIGHLIGHTS

THE 2024 LOBOS



23 McKenna Guest

FR • P • 5-6 • R/R
Pattonville, Texas (Prairiland HS)

SEASON BESTS

IP (high)	7.2	UTEP, 2-14-24
H (low)	1	Marist, 2-18-24
R (low)	0	2x, last: Marist, 2-18-24
ER (low)	0	3x, last: Marist, 2-18-24
BB (low)	0	2x, last: ACU, 2-18-24
SO (high)	9	UTEP, 2-14-24
BF (high)	33	UTEP, 2-14-24
NP (high)	133	UTEP, 2-14-24

CAREER BESTS

IP (high)	Same
H (low)	Same
R (low)	Same
ER (low)	Same
BB (low)	Same
SO (high)	Same
BF (high)	Same
NP (high)	Same

PITCHING SUPERLATIVES (MIN. 4.0 IP)

	Season	Career
5+ K	2	2
10+ K		
1 R or Less	1	1
Shutout		

2024 GAME-BY-GAME

DATE	OPPONENT	W-L	ERA	CG	IP	H	R	ER	BB	SO	2B	3B	HR	BF	HBP
2/9	Tennessee St.	1-0	0.00	0	4.0	4	0	0	0	4	1	0	0	16	0
2/9	McNeese						-DNP-								
2/10	Chattanooga	0-1	0.00	0	2.0	4	1	0	2	2	0	0	0	13	0
2/10	Cal	--	0.00	0	0.0	4	6	2	2	0	1	0	0	6	0
2/11	Louisiana	0-1	14.00	0	2.0	4	4	4	1	1	0	0	1	12	1
2/14	UTEP	0-1	3.65	1	7.2	9	4	4	2	9	0	0	2	33	0
2/14	UTEP						-DNP-								
2/16	Marist	1-0	3.50	0	6.0	4	3	3	5	7	0	0	0	27	0
2/16	Abilene Christian						-DNP-								
2/17	Houston Christian	0-1	3.50	1	6.0	5	3	3	2	3	2	0	0	25	1
2/18	Marist	--	0.00	0	2.2	1	0	0	1	4	0	0	0	10	0
2/18	Abilene Christian	0-1	6.46	1	4.1	8	8	4	0	1	2	0	0	26	3
2/23	Stephen F. Austin														
2/23	North Texas														
2/24	Stephen F. Austin														
2/24	North Texas														
2/25	Minnesota														
2/28	Texas Tech														
3/1	Pacific														
3/1	Montana														
3/2	Toledo														
3/2	Grand Canyon														
3/6	Cleveland State														
3/7	UConn														
3/7	Hawai'i														
3/8	UConn														
3/8	Hawai'i														
3/12	Texas Tech														
3/12	Texas Tech														
3/15	San José State														
3/16	San José State														
3/17	San José State														
3/122	UNLV														
3/23	UNLV														
3/24	UNLV														
3/26	New Mexico State														
3/26	New Mexico State														
3/28	Nevada														
3/29	Nevada														
3/30	Nevada														
4/3	San Diego State														
4/3	San Diego State														
4/6	Colorado State														
4/7	Colorado State														
4/16	New Mexico State														
4/19	Utah State														
4/20	Utah State														
4/21	Utah State														
4/26	Boise State														
4/27	Boise State														
4/28	Boise State														
5/2	Fresno State														
5/3	Fresno State														
5/4	Fresno State														
		2-5	4.85	3	34.2	43	29	24	15	31	6	0	3	168	5

CAREER STATS

SEASON	GS	APP	CG	W-L	ERA	SHO	SV	IP	H	R	ER	BB	SO	2B	3B	HR	BF	NP-STK	WP	HBP	PO	A	E	FLD%
2024	6	9	3	2-5	4.85	0	1	34.2	43	29	24	15	31	6	0	3	168	666-399	2	5	0	6	0	1.000
TOTAL	6	9	3	2-5	4.85	0	1	34.2	43	29	24	15	31	6	0	3	168	666-399	2	5	0	6	0	1.000

HIGHLIGHTS

- Earned save against Marist on Feb. 18
- 2 appearances not allowing a run, 6 appearances with multiple strikeouts
- Named District 12-3A Newcomer of the Year, All-RRV Pitcher of the Year and the Prairiland and HS Softball MVP in 2021
- TGCA all-state, District 12-3 MVP, Prairiland Co-MVP, All-RRV Co-MVP in 2022
- Involved in robotics in high school, and won the 2021 Prairiland Robotics Award. Her robotics team placed third at the Robotics state qualifier.

THE 2024 LOBOS



24 Diamond Sandoval

SR • OF • 5-3 • R/R
Norwalk, Calif. (St. Paul HS)

SEASON BESTS	
Hits	
Doubles	
Triples	
Home Runs	
RBI	
Runs	
Walks	
Stolen Bases	

CAREER BESTS	
Hits	2 Maine, 3-12-22
Doubles	1 2x, last: Utah State, 3-27-22
Triples	1 Maine, 3-12-22
Home Runs	
RBI	2 2x, last: Maine, 3-12-22
Runs	1 9x, last: at NMSU, 3-22-22
Walks	1 5x, last: Utah St., 3-27-22
Stolen Bases	

STREAKS	
	Current Career Best
Hitting	2
On-Base	3

MULTI-HIT GAMES	
	2 3 4 5+ TOTAL
2021	- - - - -
2022	1 - - - - 1
2023	

MULTI-RBI GAMES	
	2 3 4 5+ TOTAL
2021	- - - - -
2022	2 - - - - 2
2023	

2024 GAME-BY-GAME																		
DATE	OPPONENT	POS	AB	R	H	TB	2B	3B	HR	RBI	BB	HBP	SO	SB-ATT	E			
2/9	Tennessee State						-DNP-											
2/9	McNeese						-DNP-											
2/10	Chattanooga						-DNP-											
2/10	Cal	ph	1	0	0	0	0	0	0	0	0	0	0	0-0	0			
2/11	Louisiana						-DNP-											
2/14	UTEP						-DNP-											
2/14	UTEP						-DNP-											
2/16	Marist						-DNP-											
2/16	Abilene Christian						-DNP-											
2/17	Houston Christian						-DNP-											
2/18	Marist						-DNP-											
2/18	Abilene Christian						-DNP-											
2/23	Stephen F. Austin																	
2/23	North Texas																	
2/24	Stephen F. Austin																	
2/24	North Texas																	
2/25	Minnesota																	
2/28	Texas Tech																	
3/1	Pacific																	
3/1	Montana																	
3/2	Toledo																	
3/2	Grand Canyon																	
3/6	Cleveland State																	
3/7	UConn																	
3/7	Hawai'i																	
3/8	UConn																	
3/8	Hawai'i																	
3/12	Texas Tech																	
3/12	Texas Tech																	
3/15	San José State																	
3/16	San José State																	
3/17	San José State																	
3/22	UNLV																	
3/23	UNLV																	
3/24	UNLV																	
3/26	New Mexico State																	
3/26	New Mexico State																	
3/28	Nevada																	
3/29	Nevada																	
3/30	Nevada																	
4/3	San Diego State																	
4/3	San Diego State																	
4/6	Colorado State																	
4/7	Colorado State																	
4/16	New Mexico State																	
4/19	Utah State																	
4/20	Utah State																	
4/21	Utah State																	
4/26	Boise State																	
4/27	Boise State																	
4/28	Boise State																	
5/2	Fresno State																	
5/3	Fresno State																	
5/4	Fresno State																	
			1	0	0	0	0	0	0	0	0	0	0	0-0	0			

CAREER STATS																		
SEASON	GP	GS	AVG.	AB	R	H	2B	3B	HR	RBI	TB	SLG%	BB	SO	HBP	OB%	SF	SH
2021	14	2	.125	16	3	2	0	0	1	2	.125	.263	3	5	0	.263	0	0
2022	20	6	.231	26	4	6	2	1	0	4	10	.385	2	7	0	.286	0	0
2023	2	0	.000	2	0	0	0	0	0	0	0	.000	0	1	0	.000	0	0
2024	1	0	.000	1	0	0	0	0	0	0	0	.000	0	0	0	.000	0	0
TOTAL	37	8	.178	45	7	8	2	1	0	5	12	.267	5	13	0	.260	0	0
HIGHLIGHTS																		

- Started 6 games all at DP in 2022
- Pinch hit in 2 games last season
- Recorded first collegiate hit against San José State on May 8, 2021, which resulted in a RBI

THE 2024 LOBOS



25 Chloe Yeatts

SO • C • 5-9 • R/R
Ardmore, Okla. (Lone Grove HS)

SEASON BESTS

Hits	2	Tennessee State, 2-9-24
Doubles	1	2x, last: Marist, 2-16-24
Triples		
Home Runs	1	2x, last: McNeese, 2-9-24
RBI	3	Tennessee State, 2-9-24
Runs	1	4x, last: Marist, 2-18-24
Walks	1	3x, last: Marist, 2-18-24
Stolen Bases		

CAREER BESTS

Hits	3	SJSU, 3-25-23
Doubles	2	SJSU, 3-25-23
Triples		
Home Runs	1	7x, last: McNeese, 2-9-24
RBI	4	2x, last: Nevada, 4-20-23
Runs	2	Oregon St., 2-11-23
Walks	1	10x, last: Marist, 2-18-24
Stolen Bases	1	NMSU, 2-25-23

STREAKS

	Current	Career Best
Hitting		4
On-Base		5

MULTI-HIT GAMES

	2	3	4	5+	TOTAL
2023	8	1	-	-	9
2024	1				1

MULTI-RBI GAMES

	2	3	4	5+	TOTAL
2023	4	2	2	-	8
2024	1	1			2

2024 GAME-BY-GAME

DATE	OPPONENT	POS	AB	R	H	TB	2B	3B	HR	RBI	BB	HBP	SO	SB-ATT	E
2/9	Tennessee State	*1b	3	1	2	5	0	0	1	3	1	0	0	0-0	0
2/9	McNeese	*1b	3	1	1	4	0	0	1	2	0	0	0	0-0	0
2/10	Chattanooga	*1b	4	0	1	1	0	0	0	0	0	0	1	0-0	0
2/10	Cal	*1b	1	0	1	1	0	0	0	0	1	0	0	0-0	0
2/11	Louisiana	*1b	3	0	0	0	0	0	0	0	0	0	1	0-0	0
2/14	UTEP	*1b	4	0	1	2	1	0	0	1	0	0	1	0-0	0
2/14	UTEP	*1b	3	0	0	0	0	0	0	1	0	0	1	0-0	0
2/16	Marist	*1b	4	1	1	2	1	0	0	0	0	1	0	0-0	0
2/16	Abilene Christian	*1b	3	0	0	0	0	0	0	0	0	0	0	0-0	0
2/17	Houston Christian	*1b	3	0	1	1	0	0	0	1	0	0	1	0-0	0
2/18	Marist	*1b	3	1	1	1	0	0	0	1	1	0	0	0-0	0
2/18	Abilene Christian	*1b	2	0	0	0	0	0	0	0	0	0	0	0-0	0
2/23	Stephen F. Austin														
2/23	North Texas														
2/24	Stephen F. Austin														
2/24	North Texas														
2/25	Minnesota														
2/28	Texas Tech														
3/1	Pacific														
3/1	Montana														
3/2	Toledo														
3/2	Grand Canyon														
3/6	Cleveland State														
3/7	UConn														
3/7	Hawai'i														
3/8	UConn														
3/8	Hawai'i														
3/12	Texas Tech														
3/12	Texas Tech														
3/15	San José State														
3/16	San José State														
3/17	San José State														
3/22	UNLV														
3/23	UNLV														
3/24	UNLV														
3/26	New Mexico State														
3/26	New Mexico State														
3/28	Nevada														
3/29	Nevada														
3/30	Nevada														
4/3	San Diego State														
4/3	San Diego State														
4/6	Colorado State														
4/7	Colorado State														
4/16	New Mexico State														
4/19	Utah State														
4/20	Utah State														
4/21	Utah State														
4/26	Boise State														
4/27	Boise State														
4/28	Boise State														
5/2	Fresno State														
5/3	Fresno State														
5/4	Fresno State														
			12	36	4	9	17	2	0	2	9	3	1	5	0-0 0

CAREER STATS

SEASON	GP	GS	AVG.	AB	R	H	2B	3B	HR	RBI	TB	SLG%	BB	SO	HBP	OB%	SF	SH	SB-SA	PO	A	E	FLD%
2023	48	42	.272	125	15	34	7	0	5	31	56	.448	7	19	1	.311	2	0	1-1	176	10	6	.969
2024	12	12	.250	36	4	9	2	0	2	9	17	.472	3	5	1	.325	0	0	0-0	54	0	0	1.000
TOTAL	60	54	.267	161	19	43	9	0	7	40	73	.453	10	24	2	.314	2	0	1-1	246	10	6	.976

HIGHLIGHTS

- First collegiate hit and RBI came against Nicholls in her first collegiate at-bat
- Started 34 games at catcher, 7 as designated player and 1 at first last season
- Signed with UNM on July 22, 2022
- Majoring in secondary education
- High school team won the 2021 Oklahoma 4A state championship in 2021 after finishing runner-up in 2020 and winning regionals in 2019 and 2018
- Named 2021 Oklahoma All-State Catcher, 2021 Conference Offensive Player of the Year and was a nominee for 2021 Gatorade Oklahoma Softball Player of the Year

THE 2024 LOBOS



26 Karly Smith

FR • OF • 5-10 • L/R
Scottsdale, Ariz. (Horizon HS)

SEASON BESTS

Hits	
Doubles	
Triples	
Home Runs	
RBI	1 Cal, 2-10-24
Runs	
Walks	
Stolen Bases	

CAREER BESTS

Hits	
Doubles	
Triples	
Home Runs	
RBI	Same
Runs	
Walks	
Stolen Bases	

STREAKS

	Current	Career Best
Hitting		
On-Base		

MULTI-HIT GAMES

	2	3	4	5+	TOTAL
2024					

MULTI-RBI GAMES

	2	3	4	5+	TOTAL
2024					

2024 GAME-BY-GAME

DATE	OPPONENT	POS	AB	R	H	TB	2B	3B	HR	RBI	BB	HBP	SO	SB-ATT	E
2/9	Tennessee State						-DNP-								
2/9	McNeese						-DNP-								
2/10	Chattanooga						-DNP-								
2/10	Cal	ph	1	0	0	0	0	0	0	1	0	0	0	0-0	0
2/11	Louisiana						-DNP-								
2/14	UTEP						-DNP-								
2/14	UTEP						-DNP-								
2/16	Marist	ph	1	0	0	0	0	0	0	0	0	0	1	0-0	0
2/16	Abilene Christian						-DNP-								
2/17	Houston Christian						-DNP-								
2/18	Marist						-DNP-								
2/18	Abilene Christian						-DNP-								
2/23	Stephen F. Austin														
2/23	North Texas														
2/24	Stephen F. Austin														
2/24	North Texas														
2/25	Minnesota														
2/28	Texas Tech														
3/1	Pacific														
3/1	Montana														
3/2	Toledo														
3/2	Grand Canyon														
3/6	Cleveland State														
3/7	UConn														
3/7	Hawai'i														
3/8	UConn														
3/8	Hawai'i														
3/12	Texas Tech														
3/12	Texas Tech														
3/15	San José State														
3/16	San José State														
3/17	San José State														
3/22	UNLV														
3/23	UNLV														
3/24	UNLV														
3/26	New Mexico State														
3/26	New Mexico State														
3/28	Nevada														
3/29	Nevada														
3/30	Nevada														
4/3	San Diego State														
4/3	San Diego State														
4/6	Colorado State														
4/7	Colorado State														
4/16	New Mexico State														
4/19	Utah State														
4/20	Utah State														
4/21	Utah State														
4/26	Boise State														
4/27	Boise State														
4/28	Boise State														
5/2	Fresno State														
5/3	Fresno State														
5/4	Fresno State														
			2	0	0	0	0	0	0	1	0	0	1	0-0	0


CAREER STATS

SEASON	GP	GS	AVG.	AB	R	H	2B	3B	HR	RBI	TB	SLG%	BB	SO	HBP	OB%	SF	SH	SB-SA	PO	A	E	FLD%
2024	2	0	.000	2	0	0	0	0	0	1	0	.000	0	1	0	.000	0	0	0-0	0	0	0	.000
TOTAL	1	0	.000	1	0	0	0	0	0	1	0	.000	0	1	0	.000	0	0	0-0	0	0	0	.000

HIGHLIGHTS

- Majoring in business administration
- Also played badminton in high school, where she was named to the first team all-district and all-region in 2022 and earned the 2022 Varsity Badminton Principle Award.
- Third generation in her family to wear #26

THE 2024 LOBOS



27

Hayden Luderer

FR • UTIL • 5-5 • R/R

Thousand Oaks, Calif. (Louisville HS)

SEASON BESTS

Hits

Doubles

Triples

Home Runs

RBI

Runs1Marist, 2-16-24

Walks

Stolen Bases

CAREER BESTS

Hits

Doubles

Triples

Home Runs

RBI

RunsSame

Walks

Stolen Bases

STREAKS

Current

Career Best

Hitting

On-Base

MULTI-HIT GAMES

2345+TOTAL

2024

MULTI-RBI GAMES

2345+TOTAL

2024

2024 GAME-BY-GAME																	
DATE	OPPONENT	POS	AB	R	H	TB	2B	3B	HR	RBI	BB	HBP	SO	SB-ATT	E		
2/9	Tennessee State	pr	0	0	0	0	0	0	0	0	0	0	0	0-0	0		
2/9	McNeese	ph	1	0	0	0	0	0	0	0	0	0	1	0-0	0		
2/10	Chattanooga					-DNP-											
2/10	Cal					-DNP-											
2/11	Louisiana					-DNP-											
2/14	UTEP	pr	0	0	0	0	0	0	0	0	0	0	0	0-0	0		
2/14	UTEP					-DNP-											
2/16	Marist	pr	0	1	0	0	0	0	0	0	0	0	0	0-0	0		
2/16	Abilene Christian					-DNP-											
2/17	Houston Christian					-DNP-											
2/18	Marist					-DNP-											
2/18	Abilene Christian	3b	0	0	0	0	0	0	0	0	0	0	0	0-0	0		
2/23	Stephen F. Austin																
2/23	North Texas																
2/24	Stephen F. Austin																
2/24	North Texas																
2/25	Minnesota																
2/28	Texas Tech																
3/1	Pacific																
3/1	Montana																
3/2	Toledo																
3/2	Grand Canyon																
3/6	Cleveland State																
3/7	UConn																
3/7	Hawai'i																
3/8	UConn																
3/8	Hawai'i																
3/12	Texas Tech																
3/12	Texas Tech																
3/15	San José State																
3/16	San José State																
3/17	San José State																
3/22	UNLV																
3/23	UNLV																
3/24	UNLV																
3/26	New Mexico State																
3/26	New Mexico State																
3/28	Nevada																
3/29	Nevada																
3/30	Nevada																
4/3	San Diego State																
4/3	San Diego State																
4/6	Colorado State																
4/7	Colorado State																
4/16	New Mexico State																
4/19	Utah State																
4/20	Utah State																
4/21	Utah State																
4/26	Boise State																
4/27	Boise State																
4/28	Boise State																
5/2	Fresno State																
5/3	Fresno State																
5/4	Fresno State																
			1	1	0	0	0	0	0	0	0	0	1	0-0	0		

CAREER STATS																			
SEASON	GP	GS	AVG.	AB	R	H	2B	3B	HR	RBI	TB	SLG%	BB	SO	HBP	OB%	SF	SH	SB-SA
2024	5	0	.000	1	1	0	0	0	0	0	0	.000	0	1	0	.000	0	0	0-0
TOTAL	5	0	.000	1	1	0	0	0	0	0	0	.000	0	1	0	.000	0	0	0-0

- HIGHLIGHTS
- Played both third and in the outfield in high school
 - Ranked 68th in the country for the class of 2023 by Extra Innings Softball
 - Played for Athletics Wellbaum and Firecrackers Rico
 - Undecided on major

THE 2024 LOBOS



28 Emily Brouse

JR • P • 6-0 • R/R

Harlan, Iowa (Odessa College)

SEASON BESTS

IP (high)	21	Marist, 2-18-24
H (low)	1	ACU, 2-16-24
R (low)	1	ACU, 2-16-24
ER (low)	1	ACU, 2-16-24
BB (low)	1	Marist, 2-18-24
SO (high)	4	ACU, 2-16-24
BF (high)	13	Marist, 2-18-24
NP (high)	51	ACU, 2-16-24

CAREER BESTS (AT UNM)

IP (high)	Same
H (low)	Same
R (low)	Same
ER (low)	Same
BB (low)	Same
SO (high)	Same
BF (high)	Same
NP (high)	Same

PITCHING SUPERLATIVES (MIN. 4.0 IP)

	Season	Career
5+ K		
10+ K		
1 R or Less		
Shutout		

2024 GAME-BY-GAME

DATE	OPPONENT	W-L	ERA	CG	IP	H	R	ER	BB	SO	2B	3B	HR	BF	HBP
2/9	Tennessee St.							-DNP-							
2/9	McNeese							-DNP-							
2/10	Chattanooga							-DNP-							
2/10	Cal							-DNP-							
2/11	Louisiana							-DNP-							
2/14	UTEP							-DNP-							
2/14	UTEP							-DNP-							
2/16	Marist							-DNP-							
2/16	Abilene Christian	--	3.50	0	2.0	1	1	1	3	4	1	0	0	10	0
2/17	Houston Christian							-DNP-							
2/18	Marist	--	9.00	0	2.1	4	3	3	1	1	2	0	0	13	1
2/18	Abilene Christian							-DNP-							
2/23	Stephen F. Austin														
2/23	North Texas														
2/24	Stephen F. Austin														
2/24	North Texas														
2/25	Minnesota														
2/28	Texas Tech														
3/1	Pacific														
3/1	Montana														
3/2	Toledo														
3/2	Grand Canyon														
3/6	Cleveland State														
3/7	UConn														
3/7	Hawai'i														
3/8	UConn														
3/8	Hawai'i														
3/12	Texas Tech														
3/12	Texas Tech														
3/15	San José State														
3/16	San José State														
3/17	San José State														
3/122	UNLV														
3/23	UNLV														
3/24	UNLV														
3/26	New Mexico State														
3/26	New Mexico State														
3/28	Nevada														
3/29	Nevada														
3/30	Nevada														
4/3	San Diego State														
4/3	San Diego State														
4/6	Colorado State														
4/7	Colorado State														
4/16	New Mexico State														
4/19	Utah State														
4/20	Utah State														
4/21	Utah State														
4/26	Boise State														
4/27	Boise State														
4/28	Boise State														
5/2	Fresno State														
5/3	Fresno State														
5/4	Fresno State														
		0-0	6.46	0	4.1	5	4	4	4	5	3	0	0	23	1

CAREER STATS

SEASON	GS	APP	CG	W-L	ERA	SHO	SV	IP	H	R	ER	BB	SO	2B	3B	HR	BF	NP-STK	WP	HBP	PO	A	E	FLD%
2024	1	2	0	0-0	6.46	0	0	4.1	5	4	4	4	5	3	0	0	23	99-51	1	1	0	0	0	.000
TOTAL	1	2	0	0-0	6.46	0	0	4.1	5	4	4	4	5	3	0	0	23	99-51	1	1	0	0	0	.000

HIGHLIGHTS

- Played at Iowa Western CC freshman season and at Odessa College sophomore season
- At Odessa, pitched 110.2 innings, appearing in 29 games with 22 starts and 10 complete games. Totaled 137 strikeouts (an average of 8.67 per game) while allowing 38 runs (30 earned) to finish with an 18-3 record and a 1.90 ERA.
- Struck out 5 or more batters in 15 games with 2 games with 10-plus strikeouts last season
- Threw a no-hitter against Western Texas College, striking out 12, and had her second no-hitter against Frank Phillips College, striking out 6 while also not allowing a walk last year
- Majoring in liberal arts

THE 2024 LOBOS



33 Sydney Carithers

JR • C/INF • 5-6 • R/R
Fort Worth, Texas (Stephen F. Austin)

SEASON BESTS			
Hits	1	3x, last: Marist, 2-16-24	
Doubles	1	Marist, 2-16-24	
Triples			
Home Runs			
RBI	2	Marist, 2-16-24	
Runs	2	Marist, 2-16-24	
Walks	1	3x, last: Marist, 2-18-24	
Stolen Bases	1	3x, last: ACU, 2-16-24	

CAREER BESTS			
Hits	3	Tarleton St., 2-26-22	
Doubles	1	11x, last: Marist, 2-16-24	
Triples	1	Missouri St., 2-20-22	
Home Runs	1	4x, last: ACU, 4-22-23	
RBI	4	Southern Utah, 4-1-23	
Runs	2	3x, last: Marist, 2-16-24	
Walks	2	2x, last: NMSU, 4-28-23	
Stolen Bases	1	4x, last: ACU, 2-16-24	

STREAKS (AT UNM)			
	Current	Career Best	
Hitting		1	
On-Base	1	2	

MULTI-HIT GAMES					
	2	3	4	5+	TOTAL
2022	7	1	-	-	8
2023	6	-	-	-	6
2024					

MULTI-RBI GAMES					
	2	3	4	5+	TOTAL
2022	3	-	-	-	3
2023	1	-	1	-	2
2024	1				1

2024 GAME-BY-GAME																		
DATE	OPPONENT	POS	AB	R	H	TB	2B	3B	HR	RBI	BB	HBP	SO	SB-ATT	E			
2/9	Tennessee State	*c	3	0	1	1	0	0	0	0	1	0	0	0	0-0	0		
2/9	McNeese	*c	2	0	0	0	0	0	0	0	1	0	0	0-0	0			
2/10	Chattanooga	*c	2	0	0	0	0	0	0	0	0	0	1	0-0	0			
2/10	Cal	*c	2	1	0	0	0	0	0	0	0	0	0	0-0	0			
2/11	Louisiana	*c	2	0	0	0	0	0	0	0	0	0	0	0-0	0			
2/14	UTEP	*c	3	1	1	1	0	0	0	0	0	0	0	1-1	1			
2/14	UTEP	*c	1	0	0	0	0	0	0	0	0	0	1	0-0	1			
2/16	Marist	c	1	2	1	2	1	0	0	2	1	0	0	1-1	0			
2/16	Abilene Christian	*c	2	1	0	0	0	0	0	0	0	1	1	1-1	0			
2/17	Houston Christian	*c	2	0	0	0	0	0	0	0	0	0	0	0-0	0			
2/18	Marist	*c	0	1	0	0	0	0	0	0	1	0	0	0-0	0			
2/18	Abilene Christian	c	0	0	0	0	0	0	0	0	0	0	0	0-0	0			
2/23	Stephen F. Austin																	
2/23	North Texas																	
2/24	Stephen F. Austin																	
2/24	North Texas																	
2/25	Minnesota																	
2/28	Texas Tech																	
3/1	Pacific																	
3/1	Montana																	
3/2	Toledo																	
3/2	Grand Canyon																	
3/6	Cleveland State																	
3/7	UConn																	
3/7	Hawai'i																	
3/8	UConn																	
3/8	Hawai'i																	
3/12	Texas Tech																	
3/12	Texas Tech																	
3/15	San José State																	
3/16	San José State																	
3/17	San José State																	
3/22	UNLV																	
3/23	UNLV																	
3/24	UNLV																	
3/26	New Mexico State																	
3/26	New Mexico State																	
3/28	Nevada																	
3/29	Nevada																	
3/30	Nevada																	
4/3	San Diego State																	
4/3	San Diego State																	
4/6	Colorado State																	
4/7	Colorado State																	
4/16	New Mexico State																	
4/19	Utah State																	
4/20	Utah State																	
4/21	Utah State																	
4/26	Boise State																	
4/27	Boise State																	
4/28	Boise State																	
5/2	Fresno State																	
5/3	Fresno State																	
5/4	Fresno State																	
			10	20	6	3	4	1	0	0	3	3	1	3	3-3	2		

CAREER STATS																			
SEASON	GP	GS	AVG.	AB	R	H	2B	3B	HR	RBI	TB	SLG%	BB	SO	HBP	OB%	SF	SH	SB-SA
2022	55	52	.245	151	11	38	6	1	2	16	52	.335	8	33	1	.285	1	2	0-0
2023	51	50	.212	118	19	25	4	0	2	13	35	.297	10	18	4	.293	1	2	1-2
2024	12	10	.150	20	6	3	1	0	0	3	4	.200	3	3	1	.280	1	1	3-3
TOTAL	118	112	.225	293	36	66	11	1	4	32	91	.311	21	54	6	.288	3	5	4-5

HIGHLIGHTS

- Played at SFA previous 2 seasons, graduated from Brewer High School in 2021
- Recorded a hit in 19 games with multiple hits in six games and at least one RBI in nine games last season
- Threw out five runners sophomore season
- Posted a hit in 28 games with two five-game hitting streaks, eight multi-hit games and drove in a run in 13 games as a freshman
- Played for Coach Dickson her freshman season
- Majoring in liberal arts

THE 2024 LOBOS



38 Keyannah Chavez

SO • OF • 5-1 • L/L

Leander, Texas (Glen HS)

SEASON BESTS

Hits	3	2x, last: Marist, 2-18-24
Doubles	1	2x, last: Marist, 2-18-24
Triples	1	2x, last: Marist, 2-18-24
Home Runs		
RBI	2	Cal, 2-10-24
Runs	3	Tennessee State, 2-9-24
Walks	1	2x, last: Marist, 2-18-24
Stolen Bases	3	Tennessee State, 2-9-24

CAREER BESTS

Hits	3	4x, last: Marist, 2-18-24
Doubles	1	9x, last: Marist, 2-18-24
Triples	1	2x, last: Marist, 2-18-24
Home Runs		
RBI	4	San José State, 3-25-23
Runs	3	2x, last: Tennessee St., 2-9-24
Walks	3	Utah State, 3-17-23
Stolen Bases	3	Tennessee State, 2-9-24

STREAKS

	Current	Career Best
Hitting	5	6
On-Base	5	16

MULTI-HIT GAMES

	2	3	4	5+	TOTAL
2023	10	2	-	-	12
2024	3	2			5

MULTI-RBI GAMES

	2	3	4	5+	TOTAL
2023	4	-	1	-	5
2024	1				1

2024 GAME-BY-GAME

DATE	OPPONENT	POS	AB	R	H	TB	2B	3B	HR	RBI	BB	HBP	SO	SB-ATT	E
2/9	Tennessee State	*of	4	3	3	3	0	0	0	0	0	0	0	3-3	0
2/9	McNeese	*of	3	0	2	2	0	0	0	0	0	0	0	0-0	1
2/10	Chattanooga	*of	2	0	0	0	0	0	0	0	0	1	1	0-0	0
2/10	Cal	*of	2	0	1	1	0	0	0	2	0	0	0	0-0	0
2/11	Louisiana	*of	3	0	0	0	0	0	0	0	0	0	0	0-0	0
2/14	UTEP	*of	4	0	0	0	0	0	0	0	0	0	0	0-0	0
2/14	UTEP	*of	3	0	0	0	0	0	0	0	0	0	0	0-0	0
2/16	Marist	*of	2	2	2	3	1	0	0	1	0	0	0	0-0	0
2/16	Abilene Christian	*of	3	0	2	4	0	1	0	0	0	0	0	0-0	0
2/17	Houston Christian	*of	2	0	1	1	0	0	0	0	1	0	0	0-0	0
2/18	Marist	*of	3	2	3	6	1	1	0	1	1	0	0	0-1	0
2/18	Abilene Christian	*of	1	0	1	1	0	0	0	0	0	0	0	0-0	0
2/23	Stephen F. Austin														
2/23	North Texas														
2/24	Stephen F. Austin														
2/24	North Texas														
2/25	Minnesota														
2/28	Texas Tech														
3/1	Pacific														
3/1	Montana														
3/2	Toledo														
3/2	Grand Canyon														
3/6	Cleveland State														
3/7	UConn														
3/7	Hawai'i														
3/8	UConn														
3/8	Hawai'i														
3/12	Texas Tech														
3/12	Texas Tech														
3/15	San José State														
3/16	San José State														
3/17	San José State														
3/22	UNLV														
3/23	UNLV														
3/24	UNLV														
3/26	New Mexico State														
3/26	New Mexico State														
3/28	Nevada														
3/29	Nevada														
3/30	Nevada														
4/3	San Diego State														
4/3	San Diego State														
4/6	Colorado State														
4/7	Colorado State														
4/16	New Mexico State														
4/19	Utah State														
4/20	Utah State														
4/21	Utah State														
4/26	Boise State														
4/27	Boise State														
4/28	Boise State														
5/2	Fresno State														
5/3	Fresno State														
5/4	Fresno State														
			12	32	7	15	21	2	2	0	4	2	1	1	3-4 1

CAREER STATS

SEASON	GP	GS	AVG.	AB	R	H	2B	3B	HR	RBI	TB	SLG%	BB	SO	HBP	OB%	SF	SH	SB-SA	PO	A	E	FLD%
2023	50	50	.315	143	36	45	7	0	0	19	52	.364	19	18	4	.410	0	8	8-8	70	4	2	.974
2024	12	12	.469	32	7	15	2	2	0	4	21	.656	2	1	1	.514	0	2	3-4	17	1	1	.947
TOTAL	62	62	.343	175	43	60	9	2	0	23	73	.417	21	19	5	.428	0	10	11-12	87	5	3	.968

HIGHLIGHTS

- Ended 2023 on a 2-game hitting streak and 6-game on-base streak
- Named MW Freshman of the Week on Feb. 21
- First collegiate hit came against Nicholls in her first collegiate at-bat
- Played all 50 games in left last season
- Criminology major
- Mother (Cassandra) and cousin (Anthony Chavez) graduated from UNM. Mother played at UNM from 2001-06 and was a middle infielder
- Played for the Texas Bombers- Gold

THE 2024 LOBOS



44 Lauren Garcia

RS-SO • INF • 5-11 • R/R

El Paso, Texas (Montwood HS)

SEASON BESTS				
Hits				
Doubles				
Triples				
Home Runs				
RBI	1		Tennessee State, 2-9-24	
Runs				
Walks	1		2x, last: Chattanooga, 2-10-24	
Stolen Bases				

CAREER BESTS				
Hits	3		2x, last: UTEP, 3-1-23	
Doubles	1		6x, last: SJSU, 3-26-23	
Triples				
Home Runs	1		3x, last: UNLV, 5-5-23	
RBI	4		Buffalo, 2-17-23	
Runs	1		9x, last: UNLV, 5-6-23	
Walks	3		UNLV, 5-6-23	
Stolen Bases				

STREAKS		
	Current	Career Best
Hitting		5
On-Base		8

MULTI-HIT GAMES					
	2	3	4	5+	TOTAL
2023	7	2	-	-	9
2024					

MULTI-RBI GAMES					
	2	3	4	5+	TOTAL
2023	6	2	1	-	9
2024					

2024 GAME-BY-GAME																		
DATE	OPPONENT	POS	AB	R	H	TB	2B	3B	HR	RBI	BB	HBP	SO	SB-ATT	E			
2/9	Tennessee State	ph	0	0	0	0	0	0	0	1	1	0	0	0-0	0			
2/9	McNeese						-DNP-											
2/10	Chattanooga	ph	0	0	0	0	0	0	0	0	1	0	0	0-0	0			
2/10	Cal	*dp	2	0	0	0	0	0	0	0	0	0	0	0-0	0			
2/11	Louisiana						-DNP-											
2/14	UTEP	ph	1	0	0	0	0	0	0	0	0	0	0	0-0	0			
2/14	UTEP						-DNP-											
2/16	Marist						-DNP-											
2/16	Abilene Christian						-DNP-											
2/17	Houston Christian						-DNP-											
2/18	Marist						-DNP-											
2/18	Abilene Christian						-DNP-											
2/23	Stephen F. Austin						-DNP-											
2/23	North Texas																	
2/24	Stephen F. Austin																	
2/24	North Texas																	
2/25	Minnesota																	
2/28	Texas Tech																	
3/1	Pacific																	
3/1	Montana																	
3/2	Toledo																	
3/2	Grand Canyon																	
3/6	Cleveland State																	
3/7	UConn																	
3/7	Hawai'i																	
3/8	UConn																	
3/8	Hawai'i																	
3/12	Texas Tech																	
3/12	Texas Tech																	
3/15	San José State																	
3/16	San José State																	
3/17	San José State																	
3/22	UNLV																	
3/23	UNLV																	
3/24	UNLV																	
3/26	New Mexico State																	
3/26	New Mexico State																	
3/28	Nevada																	
3/29	Nevada																	
3/30	Nevada																	
4/3	San Diego State																	
4/3	San Diego State																	
4/6	Colorado State																	
4/7	Colorado State																	
4/16	New Mexico State																	
4/19	Utah State																	
4/20	Utah State																	
4/21	Utah State																	
4/26	Boise State																	
4/27	Boise State																	
4/28	Boise State																	
5/2	Fresno State																	
5/3	Fresno State																	
5/4	Fresno State																	
			1	3	0	0	0	0	0	1	2	0	0	0-0	0			

CAREER STATS																							
SEASON	GP	GS	AVG.	AB	R	H	2B	3B	HR	RBI	TB	SLG%	BB	SO	HBP	OB%	SF	SH	SB-SA	PO	A	E	FLD%
2023	44	34	.282	110	9	31	6	0	3	27	46	.418	12	13	3	.362	2	0	0-0	19	0	0	1.000
2024	4	1	.000	3	0	0	0	0	0	1	0	.000	2	0	0	.400	0	0	0-0	0	0	0	.000
TOTAL	48	35	.274	113	9	31	6	0	3	28	46	.407	14	13	3	.364	2	0	0-0	19	0	0	1.000

- HIGHLIGHTS
- Missed 2022 season due to injury
 - Biology major
 - Played in 44 games, starting in 34 last season. Started 30 games as DP, 4 games at first
 - Led the team with 9 multi-RBI games last season
 - Named El Paso County Softball Player of the Year her senior year and Max Preps All-American Second Team in 2021

THE 2024 LOBOS



55 Amanda Croteau

FR • INF • 5-3 • R/R
Katy, Texas (Cinco Ranch HS)

SEASON BESTS

Hits
Doubles
Triples
Home Runs
RBI
Runs
Walks
Stolen Bases

CAREER BESTS

Hits
Doubles
Triples
Home Runs
RBI
Runs
Walks
Stolen Bases

STREAKS

	Current	Career Best
Hitting		
On-Base		

MULTI-HIT GAMES

	2	3	4	5+	TOTAL
2024					

MULTI-RBI GAMES

	2	3	4	5+	TOTAL
2024					

2024 GAME-BY-GAME

DATE	OPPONENT	POS	AB	R	H	TB	2B	3B	HR	RBI	BB	HBP	SO	SB-ATT	E
2/9	Tennessee State						-DNP-								
2/9	McNeese						-DNP-								
2/10	Chattanooga						-DNP-								
2/10	Cal						-DNP-								
2/11	Louisiana						-DNP-								
2/14	UTEP						-DNP-								
2/14	UTEP						-DNP-								
2/16	Marist						-DNP-								
2/16	Abilene Christian						-DNP-								
2/17	Houston Christian						-DNP-								
2/18	Marist						-DNP-								
2/18	Abilene Christian						-DNP-								
2/23	Stephen F. Austin														
2/23	North Texas														
2/24	Stephen F. Austin														
2/24	North Texas														
2/25	Minnesota														
2/28	Texas Tech														
3/1	Pacific														
3/1	Montana														
3/2	Toledo														
3/2	Grand Canyon														
3/6	Cleveland State														
3/7	UConn														
3/7	Hawai'i														
3/8	UConn														
3/8	Hawai'i														
3/12	Texas Tech														
3/12	Texas Tech														
3/15	San José State														
3/16	San José State														
3/17	San José State														
3/22	UNLV														
3/23	UNLV														
3/24	UNLV														
3/26	New Mexico State														
3/26	New Mexico State														
3/28	Nevada														
3/29	Nevada														
3/30	Nevada														
4/3	San Diego State														
4/3	San Diego State														
4/6	Colorado State														
4/7	Colorado State														
4/16	New Mexico State														
4/19	Utah State														
4/20	Utah State														
4/21	Utah State														
4/26	Boise State														
4/27	Boise State														
4/28	Boise State														
5/2	Fresno State														
5/3	Fresno State														
5/4	Fresno State														

CAREER STATS

SEASON	GP	GS	AVG.	AB	R	H	2B	3B	HR	RBI	TB	SLG%	BB	SO	HBP	OB%	SF	SH	SB-SA	PO	A	E	FLD%
2024																							
TOTAL																							

HIGHLIGHTS

- Majoring in elementary education and wants to be a first grade teacher
- Played for Texas Blaze Gold KTX Voss
- Named the District 19-6A Offensive Most Valuable Player in 2022