



# NEW MEXICO LOBOS

## 2023-24 MEN'S BASKETBALL

X @UNMLoboMBB | #GoLobos | GoLobos.com

### SCHEDULE/RESULTS

#### OCTOBER

26 CSU PUEBLO (ex) W, 83-65

#### NOVEMBER

1 NM HIGHLANDS (ex) W, 86-73  
6 TEXAS SOUTHERN W, 92-55  
9 at #23 Saint Mary's L, 58-72  
16 UT ARLINGTON W, 82-80  
21 vs. Toledo ^ W, 92-84  
22 vs. Rice ^ W, 90-56  
24 vs. Pepperdine ^ W, 90-71  
29 LOUISIANA TECH W, 74-65

#### DECEMBER

2 NEW MEXICO STATE W, 106-62  
6 UC SANTA BARBARA W, 84-61  
9 vs. Santa Clara & W, 93-76  
15 at New Mexico State W, 73-72  
20 UC IRVINE W, 78-65  
29 EASTERN NEW MEXICO W, 87-54

#### JANUARY

2 at #13 Colorado State \* L, 68-76  
6 WYOMING \* W, 77-60  
9 at UNLV \* L, 73-83  
13 #19 SAN DIEGO STATE \* W, 88-70  
16 #16 UTAH STATE \* W, 99-86  
20 at Air Force \* W, 85-66  
24 [25] at San Jose State \* W, 95-75  
28 [25] NEVADA \* W, 89-55  
31 [19] BOISE STATE \* L, 78-86

#### FEBRUARY

6 [25] at Wyoming \* W, 91-73  
10 [25] UNLV \* L, 77-80  
13 at Nevada \* W, 83-82  
16 at San Diego State \* FS1 8:00  
21 COLORADO STATE \* CBSSN 8:00  
24 AIR FORCE \* CBSSN 2:00

#### MARCH

2 at Boise State \* CBSSN 6:00  
6 FRESNO STATE \* FS1 8:30  
9 at Utah State \* CBSSN 6:30  
13-16 at Mountain West Tournament %

All Times MT and subject to change

\* Mountain West Game

^ Ball Dawgs Classic (Henderson, Nev.)

& Jack Jones Classic (Henderson, Nev.)

% Las Vegas, Nev.

### COMMUNICATIONS

Steve Kirkland - Men's Basketball Contact

(434) 825-5241 cell  
kirkland@unm.edu email

X @skirkland14

GAME #26 | FEBRUARY 16 | VIEJAS ARENA | SAN DIEGO, CA

NEW MEXICO LOBOS 20-5 (8-4 MW) VS. SAN DIEGO STATE AZTECS 19-6 (8-4 MW)

Head Coach: Richard Pitino (Providence '05)  
Overall Record: 214-173 (12th)  
UNM Record: 55-36 (3rd)  
vs. SDSU: 2-2 (2-2 UNM)



Head Coach: Brian Dutcher (Minnesota '82)  
Overall Record: 170-53 (7th)  
SDSU Record: 170-53 (7th)  
vs. UNM: 6-4

NET: 21

KenPom: 23

NET: 18

KenPom: 17



Play-by-Play: Trent Rush  
Analyst: Casey Jacobsen



Play-by-Play: Robert Portnoy  
Analyst: Hunter Greene

#### THE OPENING TIP

- ▶ The Lobos travel to San Diego State in search of their fifth straight MW road win, a feat UNM hasn't accomplished since a five-game MW road win streak in 2013-14
- ▶ New Mexico is looking to win five Mountain West road games in a season for the first time since 2016-17
- ▶ UNM is looking to be the first team win in consecutive years at Viejas Arena since Fresno State in 2018 and 2019
- ▶ The Lobos are looking to sweep the season series from the Aztecs for the first time since 2016-17
- ▶ UNM won the first meeting of the season, 88-70, last month at The Pit

#### SERIES HISTORY

Overall: 50-44  
Away: 14-28 (8-15 Viejas)  
Streak: W1

#### LAST 5 SERIES GAMES

Date	Opponent	Result
1/13/24	H	W, 88-70
2/25/23	H	L, 71-73
1/14/23	A	W, 76-67
1/31/22	A	L, 47-72
2/11/20	A	L, 59-82

### POSSIBLE STARTERS



**2 DONOVAN DENT**  
G | 6-2 / 175 | So. | Riverside, Calif.

15.6 ppg | 2.5 rpg | 5.8 apg | 31.9 mpg | 1.6 spg

- ▶ Career-high 14 assists vs. Utah State
- ▶ 3 double-doubles (Rice/NMSU/USU)
- ▶ Recorded first career 30-point game with 31 points vs. Boise State



**5 JAMAL MASHBURN, JR.**  
G | 6-2 / 195 | Sr.\* | Miami Fla.

15.3 ppg | 2.1 rpg | 1.6 apg | 30.6 mpg | 83 FT%

- ▶ Preseason All-Mountain West
- ▶ Led the MW in scoring last season at 19.1 ppg and 21.0 ppg in league play
- ▶ 33 career 20-point games



**10 JAELEN HOUSE**  
G | 6-0 / 175 | Grad. | Phoenix, Ariz.

15.6 ppg | 3.2 rpg | 3.8 apg | 28.7 mpg | 2.5 spg

- ▶ NCAA active leader in career steals
- ▶ 2nd in UNM history w/204 career steals
- ▶ Season-high 28 points (26 in 1st half) vs. New Mexico State



**15 JT TOPPIN**  
F | 6-9 / 220 | Fr. | Dallas, Texas

12.4 ppg | 8.8 rpg | 2.0 bpg | 25.7 mpg | 62 FG%

- ▶ New Mexico freshman record eight double-doubles
- ▶ Seven-time MW Freshman of the Week
- ▶ Leads MW in FG% at 62.3%



**23 NELLY JUNIOR JOSEPH**  
C | 6-10 / 240 | Sr.\* | Benin City, Nigeria

8.8 ppg | 7.8 rpg | 1.5 bpg | 25.5 mpg | 56% FG

- ▶ Back-to-back games with 5 blocks vs. San Diego State and Utah State
- ▶ Only Lobo to start every game this year
- ▶ 39 career doubles

### KEY RESERVES

No.	Pos.	Name	Yr.	Ht. / Wt.	PPG	RPG	Of Note
3	G	Tru Washington	Fr.	6-4 / 200	8.0	3.6	Six-straight double figure gms (11/22-12/9)
22	F	Mustapha Amzil	Sr.*	6-9 / 225	6.9	3.2	Averaging 9.6 ppg in Mountain West play
0	G	Jemari Baker, Jr.	Grad.	6-5 / 205	5.1	1.3	Three double-figure games this season
1	G	Braden Appelhans	R-Fr.	6-7 / 195	3.1	0.7	More pts in opener (11) than all last yr (10)
11	G	Quinton Webb	R-Fr.	6-6 / 205	2.4	1.7	Career-high 7 points vs. Rice & NMSU
12	F	Isaac Mushila	Grad.	6-5 / 210	2.0	3.2	1st Team All-Southland at TAMU-CC
21	C	Sebastian Forsling	Jr.	7-0 / 240	1.1	0.9	Career-high eight pts vs. Texas Southern

\* has a super senior year available due to COVID

## RICHARD PITINO



### 3rd Season at New Mexico

#### COACHING RECORD

Year	School	Overall	Conf.
2013	FIU	18-14	11-9
2014	Minnesota	25-13	8-10
2015	Minnesota	18-15	6-12
2016	Minnesota	8-23	2-16
2017	Minnesota	24-10	11-7
2018	Minnesota	15-17	4-14
2019	Minnesota	22-14	9-11
2020	Minnesota	15-16	8-12
2021	Minnesota	14-15	6-14
2022	New Mexico	13-19	5-12
2023	New Mexico	22-12	8-10
2024	New Mexico	20-5	8-4
<b>TOTALS</b>		<b>214-173</b>	<b>86-131</b>

#### NOTABLE

- Took UNM to the NIT in his second season, the Lobos' first postseason appearance in nine years
- Led Minnesota to the 2014 NIT Championship
- Led Minnesota to two NCAA Tournament appearances
- 2017 Big Ten Coach of the Year
- 2017 NABC District 7 Coach of the Year
- 18 wins over ranked teams in eight seasons at Minnesota
- Led FIU to 10-win improvement and first winning seasons in 12 years in 2012-13 in first season as a head coach
- Five NCAA appearances in seven years as an assistant coach
- While on his father's staff at Louisville, the Cardinals reached the 2012 Final Four, the Elite Eight in 2008 and 2009 and won two Big East Championships
- While on Billy Donovan's staff at Florida, the Gators reached the Elite Eight in 2011 and won one SEC Regular Season Title

#### PITINO vs. 2023-24 OPPONENTS

Air Force	4-1	(4-1 UNM)
Boise State	1-3	(1-3 UNM)
Colorado St	1-4	(1-4 UNM)
Eastern NM	1-0	(1-0 UNM)
Fresno St	1-3	(1-3 UNM)
Louisiana Tech	1-0	(1-0 UNM)
Nevada	2-4	(2-4 UNM)
New Mexico State	3-1	(3-1 UNM)
Pepperdine	1-0	(1-0 UNM)
Rice	1-0	(1-0 UNM)
Saint Mary's	2-1	(1-0 Minnesota/1-1 UNM)
<b>San Diego St</b>	<b>2-2</b>	<b>(2-2 UNM)</b>
San Jose St	4-1	(4-1 UNM)
Santa Clara	2-0	(1-0 Minnesota/1-0 UNM)
Texas Southern	2-0	(1-0 FIU/1-0 UNM)
Toledo	1-0	(1-0 UNM)
UC Irvine	1-0	(1-0 UNM)
UC Santa Barbara	1-0	(1-0 UNM)
UNLV	1-4	(1-4 UNM)
UT Arlington	2-0	(1-0 UNM/1-0 Minnesota)
Utah State	1-4	(1-4 UNM)
Wyoming	5-2	(5-2 UNM)

#### ROAD WARRIORS

- New Mexico has four Mountain West road wins this season (all in an active streak) and looks tonight to win five conference road games for the first time since 2016-17
- UNM hasn't won five straight MW road games since a five-game road win streak in 2013-14
- The Lobos won three straight road games by double digits (at Air Force, San Jose State, Wyoming), the first time they have accomplished that feat since 2011-12 (at Air Force, Boise State, San Diego State)

#### DOUBLE DIGIT LEADS = DOUBLE DIGIT WINS

- Of New Mexico's 20 wins this season, 15 have come by double digits
- In every UNM victory this season, the Lobos have led by double digits at some point during the game
- Seven of New Mexico's Mountain West wins this season have come by double digits, its most double-digit conference wins since eight in 2013-14
- The Lobos won five straight games by double digits in January, marking the first time since a seven-game double-digit win streak in 2011-12 that UNM won five straight Mountain West games by double digits

#### FIVE WITH 26

- UNM is one of two teams in the nation (Louisville) with five different players posting a 26-point game this year
- It marks the first season in UNM history with five different 26-point scorers
- Donovan Dent (31 vs. Boise State), Jaelen House (28 vs. NM State/26 vs. San Diego State), Nelly Junior Joseph (26 vs. Utah State), Jamal Mashburn, Jr. (29 vs. UT Arlington, 27 vs. Toledo) and JT Toppin (27 vs. Toledo) have reached the 26-point mark this season

#### "STOCK" REPORT

- The Lobos are leading the Mountain West in both blocks and steals per game and are looking to become the fifth team in conference history to lead the league in both categories in a season (UNLV in 2000-01, 2011-12, and 2012-13; San Diego State in 2021-22)
- New Mexico is one of two schools nationally leading its conference in both blocks and steals per game (Long Beach State - Big West)
- Against Utah State (Jan. 16), the Lobos had 12 steals and 10 blocks, their first game with double-figure steals and blocks since 2011-12 (vs. North Dakota) and the first time it happened in a Mountain West conference game since 2012-13 (UNLV vs. San Diego State)

#### GETTING DEFENSIVE

- New Mexico enters the game ranked in the top 35 of KenPom defensively efficiency at 97.5, its best rating since 2012-13 when it finished the year at 90.9
- UNM ranks nationally 15th in steals per game at 9.4, 33rd in blocks per game at 4.9 and 29th in turnovers forced per game at 15.0
- The Lobos have 10 double-digit steal games this season (25 games), more than they had in the first two seasons of the Pitino era combined (6 in 66 games)
- The Lobos recorded at least 10 steals in four straight games (12/2-12/15), the longest streak of consecutive double-digit steal games since the first four games of the 1981-82 season
- New Mexico forced at least 20 turnovers vs. Santa Clara and at NM State, the first consecutive games of 20-plus opponent turnovers since the first two games of the 2017-18 season (Northern NM, Omaha)
- Six opponents this season have had their season-high in turnovers come against UNM (Toledo, New Mexico State, UC Santa Barbara, Santa Clara, Wyoming, San Jose State)

UNM MOST DOUBLE-DIGIT STEAL GAMES	
12	2019-20
12	2004-05
11	1977-78
<b>10</b>	<b>2023-24</b>
8	1991-92

#### LIFE IN THE FAST LANE

- New Mexico enters the game ranked eighth nationally in KenPom adjusted tempo, at 73.3 possessions per game
- It is the highest pace UNM has ever had since KenPom started tracking the stat in 1996-97
- The Lobos finished 17th in pace last season (71.6) and 22nd in 2021-22 (70.9)

## MEDIA SCHEDULE

FEB. 16 Friday	FEB. 17 Saturday	FEB. 18 Sunday	FEB. 19 Monday	FEB. 20 Tuesday	FEB. 21 Wednesday	FEB. 22 Thursday
GAMEDAY at San Diego St 7:00 pm PT				INTERVIEWS TBA	GAMEDAY vs. Colorado State 8:00 pm	LOBO TALK 6-7 pm Buffalo Wild Wings

## RANKINGS

### ASSOCIATED PRESS (2/12)

1	UConn (45)	22-2	1509
2	Purdue (16)	22-2	1480
3	Houston	21-3	1386
4	Marquette	18-5	1273
5	Arizona	19-5	1241
6	Kansas	19-5	1227
7	North Carolina	19-5	1216
8	Tennessee	17-6	1033
9	Duke	18-5	1025
10	Iowa State	18-5	969
11	South Carolina	21-3	921
12	Baylor	17-6	811
13	Auburn	19-5	799
14	Illinois	17-6	728
15	Alabama	17-7	618
16	Dayton	19-4	425
17	Creighton	17-7	410
18	<b>Saint Mary's</b>	<b>20-6</b>	<b>296</b>
19	BYU	17-6	294
20	Wisconsin	16-8	249
21	Virginia	19-5	218
22	Kentucky	16-7	217
23	Indiana State	22-3	209
24	Florida Atlantic	19-5	206
25	Oklahoma	18-6	178

Others receiving votes: **Utah State 160**, **Colorado State 145**, Texas Tech 111, **San Diego State 84**, Washington State 82, **Nevada 57**, Clemson 57, Gonzaga 50, **NEW MEXICO 27**, Florida 19, Michigan State 17, Texas A&M 16, Grand Canyon 13, Ole Miss 12, TCU 10, Texas 9, Memphis 8, South Florida 7, Northwestern 2, UNC Wilmington 1

### COACHES (2/12)

1	UConn (24)	22-2	792
2	Purdue (8)	22-2	776
3	Houston	21-3	722
4	Marquette	18-5	647
5	North Carolina	19-5	643
6	Arizona	19-5	642
7	Kansas	19-5	635
8	Duke	18-5	529
9	Tennessee	17-6	524
10	Iowa State	18-5	510
11	South Carolina	21-3	475
12	Auburn	19-5	421
13	Baylor	17-6	402
14	Illinois	17-6	356
15	Alabama	17-7	337
16	Creighton	17-7	242
17	BYU	17-6	202
18	Dayton	19-4	195
19	<b>Saint Mary's</b>	<b>20-6</b>	<b>185</b>
20	Kentucky	16-7	136
21	Wisconsin	16-8	117
22	Oklahoma	18-6	117
23	Virginia	19-5	109
24	Indiana State	22-3	106
25	<b>Colorado State</b>	<b>19-5</b>	<b>96</b>

Others receiving votes: **Utah State 94**, Texas Tech 89, Florida Atlantic 63, Clemson 38, Gonzaga 35, **San Diego State 34**, **Nevada 27**, TCU 20, Washington State 18, Grand Canyon 13, Texas A&M 9, **NEW MEXICO 8**, Florida 8, Northwestern 6, South Florida 5, VCU 4, Wake Forest 4, Michigan State 4, James Madison 3, Appalachian State 1, Richmond 1

### 2023-24 Opponents in Bold

## RARE AIR FOR DENT

- Donovan Dent (15.7 ppg/5.8 apg) is one of six players nationally averaging at least 15.5 points and 5.5 assists per game (Isaiah Stevens of Colorado State, Xavier Johnson of Southern Illinois, Tyler Kolek of Marquette, Vonterius Woolbright of Western Carolina and Terrell Burden of Kennesaw State), and the only one who isn't a senior or fifth-year player
- Only two Lobos have ever finished a season averaging 15.5 points and 5.5 assists per game (Kelvin Scarborough [18.9 ppg/6.1 apg] in 1986-87 and Phil Smith [15.9 ppg/6.1 apg] in 1981-82)
- Dent is the only player in the nation this season with a 30-point game (31 vs. Boise State) and a 14-assist game (14 vs. Utah State)

## DENT DISHING IT OUT

- Donovan Dent is one of two players in the nation with multiple games this season with 10 or more assists and no turnovers (Sahvir Wheeler-Washington)
- His two games of 10 assists/0 turnovers are tied for the most in a career by a Lobo (Marlon Parmer & Darrell McGee)
- He had 11 assists (and no turnovers) against Rice in the Ball Dawgs Classic on Nov. 22, the second-most assists in a zero turnover game in UNM history (T-most against a Division I opponent)
- He had 10 assists (and no turnovers) in the win over New Mexico State at The Pit on Dec. 2
- Against Utah State on Jan. 16, Dent had a career-high 14 assists (one turnover)

## YOU AREN'T ROBBING THE HOUSE, THE HOUSE IS ROBBING YOU

- Jaelen House was the only non-Power 6 player among the 15 players named to the Naismith Defensive Player of the Year Watch List
- He has 50 steals in his 20 games this season, including his 10th game at UNM with at least five steals vs. Nevada
- He is the NCAA career active leader with 276 career steals
- House is the Mountain West leader in total steals this year, despite missing five games earlier this season
- He enters tonight's game 2nd on UNM's career steals list with 204, and enters tonight's game 31 steals behind Kelvin Scarborough (235 steals, 1984-87) for the UNM career record

## TOPPIN'S HISTORIC DOUBLE-DOUBLES

- JT Toppin is making history with his double-doubles as a freshman, already posting eight, a UNM freshman record
- Toppin became the first Lobo freshman to post consecutive double-doubles with his performances against UT Arlington (15p/10r) and Toledo (27p/11r) and became the first to do so against conference foes at Air Force (25p/13r) and San Jose State (14p/10r)
- His double-doubles at No. 13 Colorado State and vs. No. 19 San Diego State make him the only freshman in the nation with two double-doubles against ranked opponents this season
- Toppin owns two of the three freshman double-doubles against ranked opponents in UNM history (Kenny Thomas had 30pt/17reb vs. No. 10 Utah in the 1996 WAC Tournament final)
- His eight double-doubles are the most this season among freshmen nationally

## TOPPIN AT THE PEAK

- JT Toppin is the only player in the Mountain West averaging a double-double in conference play (12.5 points, 10.1 rebounds)
- Toppin's five double-doubles in conference play are the most in the Mountain West this season
- The only Mountain West freshman to ever average a double-double in conference play was UNLV's Stephen Zimmerman in 2015-16
- Over the last four years, the only true freshman nationally to average a double-double in conference play was Gonzaga's Chet Holmgren in 2021-22
- Overall, Toppin leads the Mountain West in field goal percentage, blocks and offensive rebounding

### UNM CAREER GAMES WITH 10 ASSISTS/0 TURNSOVERS

2	<b>Donovan Dent</b> (2023-pres./57 games)
2	Marlon Parmer (2000-02/82 games)
2	Darrell McGee (1987-90/137 games)
1	Six tied

### ACTIVE NCAA STEAL LEADERS

275	<b>Jaelen House</b> (New Mexico)
254	Jameer Nelson, Jr. (TCU)
251	Ace Baldwin (Penn State)
248	Posh Alexander (Butler)
232	Darius Brown II (Utah State)

### MOST UNM FRESHMAN DOUBLE-DOUBLES

8	<b>JT Toppin</b> (2023-24)
7	Kenny Thomas (1995-96)
2	Three players

## QUICK FACTS

### THE UNIVERSITY OF NEW MEXICO

Location	Albuquerque, N.M.
Founded	1889 by Territorial Legislature
Enrollment	21,982
Nickname	Lobos
Colors	Cherry (PMS 200) & Silver (PMS 428)
Conference	Mountain West
National Affiliation	NCAA Division I

President	Dr. Garnett S. Stokes
Director of Athletics	Eddie Nuñez
Deputy A.D.	Dave Williams
Facility	The Pit
Capacity	15,411
Age	Built in 1966 (Renovated in 2009-10)

## DOUBLE TIME

### DOUBLE-DOUBLES

	2023-24	CAREER	STREAK
JT Toppin	8	8	-
Nelly Junior Joseph	5	39	1
Donovan Dent	3	3	-
Tru Washington	1	1	-
Isaac Mushila	-	27	-
Jaelen House	-	2	-
Mustapha Amzil	-	2	-

### DOUBLE FIGURE POINTS

	2023-24	CAREER	STREAK
Donovan Dent	20	26	-
Jamal Mashburn, Jr.	17	94%	16
Jaelen House	16	75%	6
JT Toppin	16	16	1
Nelly Junior Joseph	12	80%	1
Mustapha Amzil	10	46%	3
Tru Washington	7	7	-
Jemarl Baker, Jr.	3	31%	-
Braden Appelhaus	2	2	-
Isaac Mushila	1	28%	-

### DOUBLE FIGURE REBOUNDS

	2023-24	CAREER	STREAK
JT Toppin	11	11	-
Nelly Junior Joseph	7	44	1
Tru Washington	1	1	-
Isaac Mushila	-	31	-
Mustapha Amzil	-	3	-
Sebastian Forsling	-	1	-

## BIG TIME GAMES

### 20-POINT GAMES

	2023-24	CAREER	STREAK
Donovan Dent	7	7	-
Jaelen House	6	26%	-
Jamal Mashburn, Jr.	2	33	-
JT Toppin	2	2	-
Nelly Junior Joseph	1	9	-
Tru Washington	1	1	-
Isaac Mushila	-	16	-
Jemarl Baker, Jr.	-	7	-
Mustapha Amzil	-	2	-

### 30-POINT GAMES (40 Point Games)

	2023-24	CAREER	STREAK
Donovan Dent	1	1	-
Jaelen House	-	4 (1)	-
Jamal Mashburn, Jr.	-	2	-
Jemarl Baker, Jr.	-	2 (1)	-

### 10-ASSIST GAMES

	2023-24	CAREER	STREAK
Donovan Dent	3	3	-
Jaelen House	-	2	-

% Career totals include games at previous schools (NCAA Division I)

## COUNT IT, AND ONE!

### AND ONES...

	2023-24	CAREER*
JT Toppin	11	11
Jaelen House	5	29
Jamal Mashburn, Jr.	5 (2)	28 (2)
Tru Washington	4	4
Donovan Dent	3	7
Jemarl Baker, Jr.	3 (1)	3 (1)
Nelly Junior Joseph	1	1
Mustapha Amzil	1	1
Sebastian Forsling	-	1

\* made FG while fouled, followed by a made FT | ^ UNM career only | (#) - 4pt plays

### TOPPIN SHINES ON THE BIG STAGE

- Against No. 19 San Diego State on Jan. 13, in a game televised on CBS, JT Toppin had 17 points and set career highs of 16 rebounds (nine offensive) and five blocks
- It was the first 17pt/16reb/5blk game by a freshman nationally since 2022, when Gonzaga's Chet Holmgren accomplished the feat vs. BYU
- Toppin was the first freshman nationally to post 17/16/5 against a ranked opponent since 2020, when Washington's Isaiah Stewart posted those numbers against Oregon
- He was the first MW player of any class to post 17/16/5 since 2015 (Christian Wood, UNLV vs. Fresno St)

### FRESHMAN OF THE WEEK (AGAIN!!)

- JT Toppin (seven times) and Tru Washington (once) have given UNM the Mountain West Freshman of the Week honor eight times in the first 14 weeks of the season
- Toppin became the first player to win the award seven times over the first 12 weeks of the season and is already earned the second most awards in a year

### MOST MW FRESHMAN OF THE WEEK AWARDS

9	Tyson Degenhart (Boise St, 2021-22)
7	<b>JT Toppin</b> (New Mexico, 2023-24)
6	Darrion Williams (Nevada, 2022-23)
6	Rytis Petraitis (Air Force, 2022-23)

### MASH MOVING UP

- Jamal Mashburn, Jr. has moved into the top 12 in career scoring at UNM with 1,509 points (12th all-time)
- He needs 33 more points to crack the top 10 in Lobo career history
- Both Mashburn and Jaelen House have an opportunity this season to become the first ever Lobos to score at least 500 points in three consecutive seasons

### HOUSE IN A LEAGUE OF HIS OWN

- Jaelen House had 21 points, six assists and six steals in the win over Nevada on Jan. 28, the only time since 2010-11 that a player posted a 20 point/6 assist/6 steal statline in a Mountain West game
- Over the past 14 seasons, the only time a Mountain West player accomplished that feat in a non-conference game was House, who had 23 points, 7 assists and 6 steals in the 2022-23 opener vs. Southern Utah

### OH NELLY!!

- Nelly Junior Joseph ranks in the top five in the Mountain West in offensive rebounds (4th - 2.64), blocks (4th - 1.48) and rebounds (5th - 7.8)
- Against Eastern New Mexico on Dec. 29, Joseph had 11 points and 15 rebounds in the first half, the first Lobo to have a double-double at the half since Carlton Bragg at Wyoming in 2019
- Joseph's 15 first-half rebounds vs. ENMU were the most in a half by a Lobo in the Mountain West era (breaking the mark of 14 by Drew Gordon in the second half vs. Oklahoma State in 2011-12)

### COMING ON IN MOUNTAIN WEST PLAY

- Mustapha Amzil has raised his game since Mountain West play began, averaging 9.6 points and 4.3 rebounds per game in conference
- Amzil has doubled his averages from the non-conference during MW play
- He had four consecutive double-figure games off the bench (Jan. 9-Jan. 20), matching the longest streak of conference games with double-figure scoring off the bench in UNM history (Alfred Neale in 2003-04; Canonchet Neves in 1992-93 and Willie Banks in 1988-89)
- Amzil's 115 points off the bench in Mountain West play are most in the conference among players who have not started a conference game this season

### EXPERIENCED BAKER

- At age 25, Jemarl Baker, Jr. is the second-oldest player in Division I basketball this season (trails only BYU's Spencer Johnson)
- Now in his seventh season of collegiate basketball (first year with the Lobos after two years each at Kentucky, Arizona and Fresno State), the Provident Credit Union Events Center at San Jose State was the 49th different arena that Baker has played a game in during his career
- Baker will play in his 50th career arena tonight with his first career game at Viejas Arena

### CAPTAINS NAMED

- Jamal Mashburn, Jr., Jaelen House and Jemarl Baker, Jr. were selected as the captains for the 2023-24 Lobos
- Mashburn is serving as captain for the third consecutive year, while House and Baker are captains for the first time in their career

### AMZIL BREAKDOWN

	MW	Non-Con
Points	9.6	4.2
FG%	.474	.293
3FG%	.405	.111
Reb	4.3	2.0

### OLDEST PLAYERS IN DIVISION I

Spencer Johnson (BYU)	Sept. 3, 1997
<b>Jemarl Baker Jr. (UNM)</b>	June 12, 1998
Jalen Jordan (MTSU)	June 19, 1998
Trevin Knell (BYU)	Sept. 26, 1998
Michael Hueitt, Jr. (Pitt)	Oct. 2, 1998



# 2023-24 LOBO BASKETBALL

## MW & NCAA LEADERS

### TEAM - MOUNTAIN WEST LEADERS

	Value	NCAA Rank	MW Rank
Blocks/Game	4.9	32nd	1st
Fastbreak Points/Game	16.36	5th	1st
Rebounds/Game	39.16	42	1st
Off. Reb./Game	12.20	57th	1st
Def. Reb./Game	29.96	65th	1st
Scoring Margin	+13.5	16th	1st
Scoring Offense	84.1	16th	1st
Steals/Game	9.4	14th	1st
Turnover Margin	+4.9	7th	1st
TOs Forced/Game	15.0	29th	1st

### TEAM - OTHER TOP 50 NCAA

	Value	NCAA Rank	MW Rank
Assist/TO Ratio	1.53	28th	3rd
Field Goal Pct.	.473	50th	4th
3-Point% Defense	30.5	35th	4th
Turnovers/Game	10.1	37th	2nd

### INDIVIDUAL - MOUNTAIN WEST LEADERS

JT Toppin	Value	NCAA Rank	MW Rank
Blocks	49	30th	1st
Blocks/Game	2.0	34th	1st
Field Goal Pct.	.623	14th	1st
Off. Reb./Game	3.44	22nd	1st
Jaelen House	Value	NCAA Rank	MW Rank
Steals	50	38th	1st
Steals/Game	2.50	8th	1st

### INDIVIDUAL - OTHER TOP 50 NCAA

Donovan Dent	Value	NCAA Rank	MW Rank
Assists	138	25th	5th
Assists/Game	5.8	25th	5th
Assist/TO Ratio	2.71	39th	5th
JT Toppin	Value	NCAA Rank	MW Rank
Double-Doubles	8	45th	3rd
Rebounds	220	37th	2nd
Jaelen House	Value	NCAA Rank	MW Rank
Free Throw Pct.	.886	29th	2nd

## NCAA FRESHMAN LEADERS

### JT TOPPIN

	Value	NCAA Freshman Rank
Field Goal Pct.	.629	1st
Double-Doubles	8	1st
Rebounds	8.8	T-1st
Off. Reb./Game	3.5	T-1st
Blocks	48	3rd
Scoring	12.5	24th

### HOW SWEEP IT IS

- The Lobos are looking for their fourth season sweep of the season (already swept New Mexico State, Wyoming and Nevada)
- The three sweeps are the most for UNM since 2017-18 when it had four (San Jose State, Wyoming, UNLV, Colorado State)
- The Lobos have two sweeps this season (New Mexico State, Nevada) where one win was by over 30 points and the second game was a one-point win (prior to this season)
- UNM had only accomplished that feat twice in its history prior to this season (1986 vs. Hawaii and 1999 vs. San Jose State), in addition to a sweep vs. Wyoming in 2008 that featured a 45-point home win and a seven-point double-overtime road win

### GETTING BACK TO 100%

- The Lobos have only had 11 games this season when all 12 scholarship players on the roster have been available (10 of 12 in Mountain West play, only one of 13 non-conference games)
- New Mexico has had 18 man-games lost this season due to injury/illness, with six of the 12 players missing at least one game (Jamal Mashburn, Jr.-7; Jaelen House-5; Braden Appelhans-2; Donovan Dent-1; Tru Washington-1; Isaac Mushila-1, Jemarl Baker, Jr.-1)
- Preseason All-Mountain West guards Mashburn and House were only on the floor together for a total of 37:15 during the 13 non-conference games (15:04 in the season-opener vs. Texas Southern; 22:09 in the non-conference finale vs. Eastern New Mexico)

### BLOCK PARTY

- New Mexico is averaging 4.9 blocks per game this season, on pace for its best block average since 2013-14 (5.1 per game)
- Against San Diego St. on Jan. 13, UNM tied the school record with 14 blocks (including 11 in the first half)
- In that game, both Nelly Junior Joseph and JT Toppin recorded five blocks, marking the first time in history that two Lobos had at least five blocks in the same game
- Prior to Joseph and Toppin's performance against SDSU, no Lobo had posted a five-block game in seven years, since Joe Furstinger had five blocks against Boise State in 2017
- Joseph also had five blocks in the next game vs. Utah State, making him the first Lobo since Obij Aget in 2016-17 to have consecutive five-block games
- Toppin leads the Mountain West with 49 blocks and is looking to be just the fourth freshman to lead the conference in blocks (last was Neemias Queta of Utah State in 2018-19)
- Toppin is one block away from UNM's freshman blocks record of 50 (Kenny Thomas in 1995-96)

### PITINO'S SUCCESS vs. RANKED OPPONENTS

- The Lobos are 4-3 against ranked opponents under Richard Pitino (win vs. No. 22 Wyoming in 2022, win at No. 23 San Diego State in 2023, wins vs. No. 19 San Diego State and No. 16 Utah State in 2024)
- Going back to his tenure at Minnesota, Pitino has led his squad to at least one ranked in each of the past nine seasons (since 2015-16)
- Pitino is one of 11 coaches in the nation to have at least one AP ranked win every season since 2015-16

#### AT LEAST ONE AP RANKED WIN EVERY YEAR SINCE 2015-16

Rick Barnes	Tom Izzo
Tony Bennett	Greg McDermott
Scott Drew	Matt Painter
Mark Few	<b>Richard Pitino</b>
Leonard Hamilton	Bill Self
Chris Holtmann	

### NON-CONFERENCE SUCCESS

- New Mexico has posted a 25-1 record in regular season non-conference games over the past two seasons (13-0 last year, 12-1 this year)
- The Lobos' .962 win percentage in those games is T-2nd best record nationally (behind Purdue and tied with Houston)
- UNM has posted a 12-win non-conference season in consecutive seasons for the first time since a four-year stretch from 2010-13
- This season, the Lobos had five non-conference wins away from home for the first time since 2012-13 (six non-conference wins away from home)

#### BEST REGULAR SEASON NON-CONF. RECORD LAST 2 YRS

1.000	Purdue (22-0)
<b>.962</b>	<b>New Mexico (25-1)</b>
.962	Houston (25-1)
.955	UConn (21-1)
.923	Kansas (24-2)

### LOBOS SIGN TWO

- New Mexico signed two players during the November signing period for the class of 2024
- Kayde Dotson, a guard from Beaumont, Texas, and Jovan Milicevic, a forward from Toronto, Ont. (playing high school basketball in Arizona), are both ranked among the top 250 players in the class

### UP NEXT

- New Mexico returns home Wednesday to host Colorado State
- The game is 8:00 pm and will air on CBS Sports Network
- The Rams won the first meeting of the season, 76-68, on Jan. 2 in Fort Collins



# 2023-24 LOBO BASKETBALL

## 2023-24 ROSTER

NO.	PLAYER	PRONUNCIATION	POS.	YR.	HT.	HOMETOWN	SOCIAL	
0	JEMARL BAKER, JR.	jamal	G	Grad,	6-5	Menifee, CA	X @jearlbakerjr	📷 jearlbakerjr
1	BRADEN APPELHANS	apple-hans	G	R-Fr.	6-7	Blue Springs, MO	X @AppelhansBraden	📷 bradenappelhans1
2	DONOVAN DENT		G	So.	6-2	Riverside, CA	X @Donovandent1	📷 donovandent2
3	TRU WASHINGTON		G	Fr.	6-4	Phoenix, AZ	X @washington_tru	📷 truwashington
5	JAMAL MASHBURN, JR.		G	Sr.*	6-2	Miami, FL	X @its_jaymashjr	📷 jamashburn1
10	JAELEN HOUSE		G	Grad.	6-0	Phoenix, AZ	X @jaelenhouse10	📷 jaelenhouse
11	QUINTON WEBB		G	R-Fr.	6-6	San Bernardino, CA	X @quintonwebb5	📷 quintonwebb11
12	ISAAC MUSHILA	moo-SHE-la	F	Grad.	6-5	Lubumbashi, DR Congo	X @ike_mushila	📷 ike_m12
15	JT TOPPIN		F	Fr.	6-9	Dallas, Texas	X @JToppin5	📷 j1izzle
20	DERAJE AGBAOSI	derr-ah-ZHAY ag-BOW-see	F	Jr.	6-7	Union, NJ		📷 _deraje
21	SEBASTIAN FORSLING		C	Jr.	7-0	Floda, Sweden	X @SebastianForsl5	📷 forsling_sebastian
22	MUSTAPHA AMZIL	AHM-seel	F	Sr.*	6-9	Helsinki, Finland	X @CantStaphMe	📷 mustaphaamzil
23	NELLY JUNIOR JOSEPH		F	Sr.*	6-10	Benin City, Nigeria	X @eazynelz	📷 eazynelz
24	SHANE DOUMA-SANCHEZ	DUE-ma	G	Fr.	6-1	Laguna Pueblo, NM	X @ds32_shaneshane	📷 saucy_shaneshane

\* has a super senior year available due to COVID

Head Coach	Richard Pitino	3rd Season / Providence, 2005
Assistant Coach	Isaac Chew	3rd Season / Avila, 1999
Assistant Coach	Tarvish Felton	2nd Season / Southern Utah, 1999
Assistant Coach	Aaron Katsuma	1st Season / Minnesota, 2014
Special Assistant to the Head Coach	Dave Pilipovich	3rd Season / Thiel, 1986
Strength & Conditioning Coach	Matthew Flores	3rd Season / Arizona State, 2012
Video Coordinator	Danny Walters	2nd Season / Texas A&M, 2020
Administrative Assistant	Peyton Stephens	3rd Season / Texas A&M, 2019
Sports Medicine	Ben Felz	2nd Season / Eastern Kentucky, 2009
Communications	Steve Kirkland	3rd Season / Penn State, 2001

## THE LAST TIME

### A NEW MEXICO PLAYER...

- **Scored 30 points:** Donovan Dent (31) vs. Boise State (1/31/24)
- **Scored 35 points:** Jaelen House (42) at Air Force (2/5/22)
- **Scored 40 points:** Jaelen House (42) at Air Force (2/5/22)
- **Two players with 20 points:** Jaelen House (20) and Donovan Dent (20), vs. (12/2/23)
- **Two players with 25 points:** Jamal Mashburn, Jr. (27) and JT Toppin (27), vs. Toledo (11/21/23)
- **Three players with 20 points:** Corey Manigault (28), Zane Martin (23) & Vance Jackson (20) vs. Wyoming (2/8/20)
- **20-point game off the bench:** Tru Washington (21) vs. New Mexico State (12/2/23)
- **20-points in one half:** Jaelen House (26<sup>1</sup>) vs. New Mexico State (12/2/23)
- **A player with back-to-back 30-point games:** Ruben Douglas (2/24/03-3/1/03)
- **One player scored in double figures:** at Air Force (2/24/21)
- **No players scored in double figures:** at Boise State (12/23/20)
- **Five players scored in double figures:** at Nevada (2/13/24)
- **All five starters scored in double figures:** at San Jose State (1/24/24)
- **Six players scored in double figures:** vs. Utah State (1/16/24)
- **Had 15 rebounds:** JT Toppin (15) vs. Boise State (1/31/24)
- **Had 20 rebounds:** Carlton Bragg (20) at Wyoming (3/9/19)
- **Two players with 10 rebounds:** JT Toppin (13) & Nelly Junior Joseph (10) at Wyoming (2/6/24)
- **Double-Double:** Nelly Junior Joseph at Nevada (2/13/24)
- **Two players had a double-double:** Morris Udeze & Jaelen House at Nevada (1/23/23)
- **Three players had a double-double:** Corey Manigault, Zane Martin & Vance Jackson (20) vs. Wyoming (2/8/20)
- **Double-Double with points and assists:** Donovan Dent vs. Utah State (1/16/24)
- **Four Double-Doubles in a row:** Morris Udeze (1/7/23-1/17/23)
- **Triple-Double:** Luc Longley vs. Penn State (3/28/90) *NIT*
- **20 points and 20 rebounds:** Carlton Bragg (22/20) at Wyoming (3/9/19)
- **10 assists:** Donovan Dent (14) vs. Utah State (1/16/24)
- **5 Blocked Shots:** JT Toppin (5) vs. UNLV (2/10/24)
- **5 Steals:** Jaelen House (6) vs. Nevada (1/28/24)
- **Led UNM in Points, Rebounds and Assists:** Makuach Malauch at Fresno State (1/30/21)
- **Hit a last second shot to win a game (1.0 or later):** Donovan Dent vs. UT Arlington (11/16/23), layup with 0.5 left to win 82-80
- **Played the entire game:** Jaelen House at Air Force (2/5/22)
- **Played 40 or more minutes:** Four players at Nevada (2ot) (1/23/23)

### NEW MEXICO TEAM...

- **Won in Overtime:** 81-79 vs. Boise State (1/20/23)
- **Lost in Overtime:** 94-97 at Nevada (2ot) (1/23/23)
- **Played Two Overtimes:** L, 94-97 (2ot) at Nevada (1/23/23)
- **Played Three Overtimes:** W, 104-99 (3ot) vs. Fresno State (3/8/96) *WACT*
- **Shot 70 percent for a Half:** 73.3 (22-30)<sup>2</sup>, vs. Houston Baptist (12/22/19)
- **Shot 60 percent in a Game:** 60.4 (32-53) vs. New Mexico State (12/2/23)
- **Shot less than 30 percent in a Game:** 26.8 (15-56) vs. Utah State (1/6/21)
- **Shot 90 percent from the free throw line:** 94.1 (16-17) vs. Utah State (1/16/24)
- **Shot 50 percent from 3-point line:** 50.0 (11-21) vs. Nevada (1/28/24)
- **Shot less than 30 percent in a half:** 29.4 (10-34)<sup>2</sup>, vs. UNLV (2/10/24)
- **Shot less than 20 percent in a half:** 19.2 (5-26)<sup>1</sup>, vs. Utah State (1/6/21)
- **Shot 55 percent or better and lost:** 59.6 (31-52) vs. New Mexico State (11/17/18)
- **Attempted 50 FTs:** 52 at UTEP (1/2/08)
- **Made 30 FTs:** 36 vs. UTSA (12/10/22)
- **Made 10 3-pt FGs:** 13, at Wyoming (2/6/24)
- **Failed to make a 3-pt FG:** vs. Washington State (12/25/15)
- **Had 50 rebounds:** 51, at Wyoming (2/6/24)
- **Had 25 assists:** 26, vs. San Jose State (1/23/21)
- **Had 15 steals:** 16, vs. Wyoming (1/6/24)
- **Had 10 blocks:** 10, vs. Utah State (1/16/24)
- **Scored 50 pts in a half:** 51<sup>2</sup>, at Wyoming (2/6/24)
- **Scored 60 pts in a half:** 61<sup>2</sup>, vs. Houston Baptist (12/22/19)
- **Scored 100 pts (MW):** 108, at Colorado State (2/28/18)
- **Scored 100 pts (non-conf):** 106, vs. New Mexico State (12/2/23)
- **Scored under 20 pts in 1st half:** 19, at Fresno State (1/28/21)
- **Scored under 20 pts in 2nd half:** 18, at UNLV (1/18/21)
- **Scored under 50 pts in a game:** 46, at UNLV (1/18/21)
- **Never trailed:** at Wyoming (2/6/24)

### AN OPPOSING PLAYER...

- **Scored 30 points:** Max Rice (35), Boise State (1/31/24)
- **Scored 35 points:** Max Rice (35), Boise State (1/31/24)
- **Scored 40 points:** Jordan Caroline (45), Nevada (1/7/17)
- **Two players with 20 points:** Dante Maddox, Jr (23) & Ra'Heim Moss (22), Toledo (11/21/23)
- **Two players with 25 points:** Graham Ike (29) & Hunter Maldonado (25), at Wyoming (1/22/22)
- **Three players with 20 points:** Will Baker (28), Jarod Lucas (22) & Kenan Blackshear (20), at Nevada (1/13/23)
- **20-point game off the bench:** Max Rice (22), Boise State (12/23/20)
- **One player scored in double figures:** UC Irvine (12/20/23)
- **No players scored in double figures:** Nevada (1/28/24)
- **Five players scored in double figures:** Utah State (1/16/24)
- **All five starters scored in double figures:** Utah State (1/8/22)
- **Six players scored in double figures:** Utah State (1/8/22)
- **Had 15 rebounds:** Graham Ike (15), at Wyoming (1/22/22)
- **Had 20 rebounds:** Ryan Watkins (22), Boise State (1/21/14)
- **Two players with 10 rebounds:** Aziz Bandaogo (11) & Tim Fuller (10), Utah Valley (3/15/23) *NIT*
- **Double-Double:** O'Mar Stanley, Boise State (1/31/24)
- **Two players had a double-double:** Shemar Wilson & DaJuan Gordon, UT Arlington (11/16/23)
- **Double-Double with points and assists:** Isaiah Stevens, at Colorado State (3/3/23)
- **Triple-Double:** Omari Moore, at San Jose State (2/20/22)
- **10 assists:** Alvaro Cardenas (10), at San Jose State (1/24/24)
- **5 Blocked Shots:** Neemias Queta (5), Utah State (1/6/21)
- **5 Steals:** Kenan Blackshear (5), at Nevada (1/23/23)
- **Hit a last second shot to win a game (1.0 or later):** Lamont Butler, San Diego State (2/25/23), three-pointer as time expired to win 73-71

### OPPOSING TEAM...

- **Shot 70 percent for a Half:** 73.1 (19-26)<sup>2</sup>, at Air Force (2/10/23)
- **Shot 60 percent in a Game:** 66.0 (35-53) at Air Force (2/10/23)
- **Shot less than 30 percent in a Game:** 29.4 (20-68), Texas Southern (11/6/23)
- **Shot 90 percent from the free throw line:** 100.0 (5-5), at San Jose State (1/24/24)
- **Shot 50 percent from 3-point line:** 50.0 (12-24), Pepperdine (11/24/23)
- **Shot less than 30 percent in a half:** 28.1 (9-32)<sup>1</sup>, at Wyoming (2/6/24)
- **Shot less than 20 percent in a half:** 18.5 (5-27)<sup>1</sup>, at Fresno State (1/28/21)
- **Shot 55 percent or better and lost:** 57.8 (37-64) at Wyoming (2/20/18)
- **Attempted 50 FTs:** 50, New Mexico State (12/11/82)
- **Made 30 FTs:** 35, Utah State (3/14/19)
- **Made 10 3-pt FGs:** 10, at San Jose State (1/24/24)
- **Failed to make a 3-pt FG:** New Mexico State (12/16/15)
- **Had 50 rebounds:** 52, Boise State (1/15/22)
- **Had 25 assists:** 27, at Colorado State (3/3/21)
- **Had 15 steals:** 15, UAB (11/25/21)
- **Had 10 blocks:** 10, Utah State (1/6/21)
- **Scored 50 pts in a half:** 52<sup>2</sup>, Toledo (11/21/23)
- **Scored 60 pts in a half:** 61<sup>2</sup>, at Wyoming (2/20/18)
- **Scored 100 pts (MW):** 105, at Colorado State (1/15/20)
- **Scored 100 pts (non-conf):** 100, at New Mexico State (12/4/18)
- **Scored under 20 pts in 1st half:** 19, at Fresno State (1/28/21)
- **Scored under 20 pts in 2nd half:** 19, New Mexico State (12/3/14)
- **Scored under 50 pts in a game:** 46, Northern New Mexico (2/11/22)
- **Never trailed:** at Saint Mary's (11/9/23)

### COMEBACKS...

	New Mexico Comeback	Opponent Comeback
Trailing at Half	Wyoming (3/8/23) <sup>35-38 / 67-76</sup>	UNLV (2/10/24) <sup>39-40 / 80-77</sup>
Trailing w/8:00 left	vs. USF (12/12/22) <sup>52-54 / 67-64</sup>	UNLV (2/10/24) <sup>60-61 / 80-77</sup>
Trailing w/4:00 left	at Nevada (2/13/24) <sup>71-73 / 83-82</sup>	Nevada (2/7/23) <sup>67-68 / 77-76</sup>
Trailing w/2:00 left	at Wyoming (12/31/22) <sup>72-74 / 76-75</sup>	NM State (12/6/21) <sup>64-65 / 78-76(ot)</sup>
Trailing w/1:00 left	at NMSU (12/15/23) <sup>68-72 / 73-72</sup>	Utah St (1/8/22) <sup>72-73 / 90-87(ot)</sup>
Trailing any pt in final 30 sec of 2nd half or 30 sec of OT	at Nevada (2/13/24) <sup>80-82(30) / 83-82</sup>	SDSU (2/25/23) <sup>70-71 (06) / 73-71</sup>



# 2023-24 LOBO BASKETBALL

## UPDATED CAREER RECORD BOOK

### CAREER SCORING LEADERS

Rk.	Player	Years	Points
1.	Charles Smith	1994-97	1,993
2.	Kenny Thomas	1996-99	1,931
3.	Lamont Long	1997-00	1,840
4.	Clayton Shields	1995-98	1,837
5.	Kendall Williams	2011-14	1,813
6.	Ruben Douglas	2001-03	1,782
7.	Luc Longley	1988-91	1,769
8.	Hunter Greene	1984-88	1,745
9.	Rob Robbins	1988-91	1,739
10.	Willie Long	1969-71	1,542
11.	Mel Daniels	1965-67	1,537
12.	<b>Jamal Mashburn, Jr.</b>	<b>2022-pres.</b>	<b>1,509</b>
13.	Phil Smith	2011-84	1,477
14.	Kelvin Scarborough	1984-87	1,469
15.	Dairese Gary	2008-11	1,458
16.	Willie Banks	1989-92	1,394
17.	Kenny Page	1980-81	1,387
18.	<b>Jaelen House</b>	<b>2022-pres.</b>	<b>1,379</b>
19.	Makuach Maluach	2018-21	1,308
20.	Francis Grant	1960-62	1,282
21.	Elijah Brown	2016-17	1,276
22.	Tony Danridge	2005-09	1,260
23.	Marvin Johnson	1977-78	1,246
24.	Cameron Bairstow	2011-14	1,239
25.	Mark Walters	2003-06	1,200
26.	Roman Martinez	2007-10	1,159
27.	Charlie Thomas	1988-89	1,158
28.	Johnny Brown	1985-86	1,157
29.	Phillip McDonald	2009-12	1,146
30.	David Chiotti	2003-06	1,145
31.	Ike Williams	1991-93	1,086
32.	Chad Toppert	2006-09	1,067
33.	Ira Harge	1963-64	1,016
34.	Rob Loeffel	1986-89	1,011
35.	Alex Kirk	2011-14	1,010
	Ron Becker	1968-70	1,010
37.	Hugh Greenwood	2012-15	1,006

### CAREER FT% LEADERS (min 150 attempts)

Rk.	Player	Years	FT-FTA	Avg.
1.	Rob Robbins	1988-91	309-348	.888
2.	Anthony Mathis	2016-19	168-191	.880
3.	<b>Jaelen House</b>	<b>2022-pres.</b>	<b>359-411</b>	<b>.873</b>
4.	Elijah Brown	2016-17	399-475	.840
5.	Tommy Roberts	1971-73	188-225	.836
6.	Ruben Douglas	2001-03	488-588	.830
7.	Greg Brown	1993-94	168-204	.824
8.	Tony Snell	2011-13	165-201	.821
9.	Ron Nelson	1967-68	156-191	.817
10.	Bob Martin	1956-58	170-210	.810
11.	<b>Jamal Mashburn, Jr.</b>	<b>2022-pres.</b>	<b>324-401</b>	<b>.808</b>
	Chad Toppert	2006-09	139-172	.808
13.	Pat King	1973-75	130-161	.807
14.	Dan Darrow	1951-53	162-202	.802
	Jamaal Smith	2007-08	158-197	.802
	Marlow White	1994-95	178-222	.802
17.	Mike Lucero	1962-64	192-241	.797
	Damion Walker	1999-00	244-306	.797
19.	Skip Kruzich	1963-65	195-245	.796
20.	Russ Nystedt	1952-54	159-200	.795

### CAREER ASSIST LEADERS

Rk.	Player	Years	Assists
1.	Darrell McGee	1987-90	684
2.	Phil Smith	1981-84	630
3.	Kendall Williams	2011-14	617
4.	Kelvin Scarborough	1984-87	574
5.	Dairese Gary	2008-11	564
6.	Petie Gibson	1969-71	560
7.	David Gibson	1995-98	460
8.	Willie Banks	1989-92	419
9.	Marlon Parmer	2000-02	384
10.	Hugh Greenwood	2012-15	372
11.	<b>Jaelen House</b>	<b>2022-pres.</b>	<b>364</b>
12.	Charles Smith	1994-97	358
13.	Hunter Greene	1984-88	354
14.	Mike Winters	1984-87	351
15.	Rob Robbins	1988-91	350
16.	Luc Longley	1988-91	317
17.	Royce Olney	1995-98	312
18.	Lamont Long	1997-00	301
19.	Russell Saunders	1978-79	271
20.	Mark Walters	2003-06	269

### CAREER STEAL LEADERS

Rk.	Player	Years	Steals
1.	Kelvin Scarborough	1984-87	235
2.	<b>Jaelen House</b>	<b>2022-pres.</b>	<b>204</b>
3.	Hunter Greene	1984-88	203
4.	Phil Smith	1981-84	197
5.	Kendall Williams	2011-14	186
6.	Lamont Long	1997-00	184
7.	Willie Banks	1989-92	182
8.	Charles Smith	1994-97	178
9.	Darrell McGee	1987-90	168
10.	Dairese Gary	2008-11	162
11.	Mark Walters	2003-06	153
12.	Hugh Greenwood	2012-15	149
13.	David Gibson	1995-98	145
14.	Alan Dolensky	1981-84	142
15.	Roman Martinez	2007-10	136

### CAREER FREE THROW LEADERS

Rk.	Player	Years	FTs
1.	Kendall Williams	2011-14	556
2.	Phil Smith	1981-84	547
3.	Dairese Gary	2008-11	537
4.	Kenny Thomas	1996-99	534
5.	Ruben Douglas	2001-03	488
6.	Kelvin Scarborough	1984-87	441
7.	Willie Long	1969-71	422
8.	Cameron Bairstow	2011-14	401
9.	Elijah Brown	2016-17	399
	Lamont Long	1997-00	399
11.	Luc Longley	1988-91	377
12.	<b>Jaelen House</b>	<b>2022-pres.</b>	<b>359</b>
	Hunter Greene	1984-88	359
14.	Mel Daniels	1965-67	349
15.	<b>Jamal Mashburn, Jr.</b>	<b>2022-pres.</b>	<b>324</b>
16.	Toby Roybal	1953-56	319
17.	Ron Becker	1968-70	317
18.	Charles Smith	1994-97	312
19.	Rob Robbins	1988-91	309
20.	Willie Banks	1989-92	298

### CAREER FIELD GOAL LEADERS

Rk.	Player	Years	FGs
1.	Charles Smith	1994-97	737
2.	Luc Longley	1988-91	696
3.	Kenny Thomas	1996-99	666
4.	Hunter Greene	1984-88	650
5.	Lamont Long	1997-00	647
6.	Clayton Shields	1995-98	641
7.	Mel Daniels	1965-67	594
8.	Rob Robbins	1988-91	583
9.	Willie Long	1969-71	560
10.	Kenny Page	1980-81	553
11.	Ruben Douglas	2001-03	538
12.	<b>Jamal Mashburn, Jr.</b>	<b>2022-pres.</b>	<b>531</b>
13.	Kendall Williams	2011-14	526
14.	Willie Banks	1989-92	509
	Francis Grant	1960-62	509
16.	Kelvin Scarborough	1984-87	499
17.	Marvin Johnson	1977-78	490
18.	Tony Danridge	2005-09	485
19.	Charlie Thomas	1988-89	472
20.	Makuach Maluach	2018-21	467

### CAREER 3-POINTER LEADERS

Rk.	Player	Years	3FGs
1.	Clayton Shields	1995-98	285
2.	Chad Toppert	2006-09	266
3.	Rob Robbins	1988-91	264
4.	Anthony Mathis	2016-19	222
5.	Ruben Douglas	2001-03	218
6.	Phillip McDonald	2009-12	207
	Charles Smith	1994-97	207
8.	Kendall Williams	2011-14	205
	Roman Martinez	2007-10	205
10.	Kevin Henry	1998-00	197
11.	Hugh Greenwood	2012-15	187
12.	Royce Olney	1995-98	174
13.	Marlow White	1994-95	171
14.	Elijah Brown	2016-17	157
15.	Troy DeVries	2004-05	147
	Lamont Long	1997-00	147
17.	<b>Jaelen House</b>	<b>2022-pres.</b>	<b>146</b>
18.	Ike Williams	1991-93	140
19.	Mark Walters	2003-06	136
20.	Greg Brown	1993-94	131













# 2023-24 LOBO BASKETBALL

**NEW MEXICO**  
**NEVADA**

**83**  
**82**

GAME #25  
Feb. 13, 2024  
Lawlor Events Center (8,293)  
Reno, NV

UNM (20-5, 8-4)	FG	3FG	FT	O-D-T	PF	TP	A	TO	BS	S	MP
15 Toppin*	5-10	0-1	1-1	3-6-9	4	11	1	1	1	0	30
23 Joseph*	5-7	0-0	1-2	3-10-13	3	11	1	2	0	2	29
2 Dent*	4-5	0-0	1-6	0-0-0	2	9	7	2	0	1	28
5 Mashburn*	4-7	3-3	6-6	0-0-0	3	17	1	0	0	0	23
10 House*	6-14	1-4	0-0	0-0-0	4	13	4	1	0	1	31
0 Baker	2-5	2-4	0-0	0-2-2	2	6	1	0	0	0	23
3 Washington	2-7	0-1	0-0	3-0-3	0	4	3	0	0	3	15
22 Amzil	4-9	3-6	1-2	2-3-5	2	12	1	1	0	0	21
TEAM			2-2-4								
Totals	32-64	9-19	10-17	13-23-36	20	83	19	7	1	7	200
NEV (19-6, 6-5)	FG	3FG	FT	O-D-T	PF	TP	A	TO	BS	S	MP
4 Coleman*	2-3	1-2	0-1	0-3-3	1	5	3	1	0	1	29
11 Davidson*	8-15	0-4	3-3	1-6-7	0	19	1	0	2	0	35
42 Hymes*	5-7	0-0	1-1	1-1-2	2	11	2	0	0	0	21
2 Lucas*	6-13	2-5	5-5	0-2-2	1	19	2	0	0	2	33
13 Blackshear*	5-13	0-1	7-10	3-3-6	3	17	7	2	0	1	33
0 McIntosh	3-5	3-5	0-0	0-0-0	3	9	4	0	0	0	16
3 Rolison	0-2	0-1	0-0	0-1-1	0	0	1	1	0	0	10
20 Foster	0-0	0-0	2-2	4-4-8	3	2	1	3	0	1	24
TEAM			0-2-2								
Totals	29-58	6-18	18-22	9-22-31	13	82	21	7	2	5	200
	<b>1st</b>	<b>2nd</b>	<b>Total</b>			<b>FG%</b>	<b>3FG%</b>	<b>FT%</b>			
New Mexico	45	38	83			50.0	47.4	58.8			
Nevada	35	47	82			50.0	33.3	81.8			

Points in the Paint-UNM 40, NEV 32; Points off Turnovers-UNM 11, NEV 12  
 2nd Chance Points-UNM 17, NEV 5; Fast Break Points-UNM 10, NEV 9  
 Bench Points-UNM 22, NEV 11. Score Tied-10 times. Lead changed-6 times.  
 Largest lead-UNM by 12 1st-5:49, NEV by 4 1st-16:08.  
 UNM led for 30:58, NEV led for 4:01, Game tied 5:01.  
 Officials: Tony Padilla, Ray Natili, Anthony Jordan  
 Technicals: none



# 2023-24 LOBO BASKETBALL

## SUPERLATIVES...

LARGEST LEAD AT ANY TIME:	46 (106-60), vs. New Mexico State (Dec. 5)
LARGEST DEFICIT AT ANY TIME:	22 (31-53), at Saint Mary's (Nov. 9)
LARGEST DEFICIT OVERCOME TO WIN:	12 (23-35), vs. San Diego State (Jan. 13)
LARGEST LEAD SURRENDERED IN A LOSS:	8 (10-2), vs. Boise State (Jan. 31)
LARGEST HALFTIME LEAD:	24 (52-28), vs. Pepperdine (Nov. 24)
LARGEST HALFTIME DEFICIT:	15 (25-40), at Saint Mary's (Nov. 9)
LARGEST HALFTIME DEFICIT OVERCOME TO WIN:	--
LARGEST HALFTIME LEAD SURRENDERED IN A LOSS:	1 (40-39), vs. UNLV (Feb. 10)
MOST CONSECUTIVE POINTS SCORED:	20 vs. Eastern New Mexico (Dec. 29)
MOST CONSECUTIVE POINTS ALLOWED:	14, by Boise State (Jan. 31)

## SPECIALTY STATS...

POINTS OFF TURNOVERS	NEW MEXICO	OPPONENT
Average	17.5	11.2
High	28 vs. Wyoming (Jan. 6)	26 by UNLV (Jan. 9)
Low	6 vs. Boise State (Jan. 31)	0 by Wyoming (Jan. 6)

2ND CHANCE POINTS	NEW MEXICO	OPPONENT
Average	12.2	10.3
High	20, vs. Santa Clara (Dec. 9)	22 by UT Arlington (Nov. 16)
Low	3 at Colorado State (Jan. 2)	3, at Wyoming (Feb. 6)

POINTS IN THE PAINT	NEW MEXICO	OPPONENT
Average	40.9	32.4
High	62, vs. Utah State (Jan. 16)	48, twice
Low	26, twice	16 by Rice (Nov. 22)

FAST BREAK POINTS	NEW MEXICO	OPPONENT
Average	16.4	8.2
High	24, twice	19 by Utah State (Jan. 16)
Low	6 at Colorado State (Jan. 2)	0 by NM State (Dec. 2)

BENCH POINTS	NEW MEXICO	OPPONENT
Average	20.4	18.3
High	51 vs. NM State (Dec. 2)	53 by Santa Clara (Dec. 9)
Low	5 vs. UT Arlington (Nov. 16)	0 by Air Force (Jan. 20)

## LOBO LEADERS...

POINTS	2023-24	CAREER	REBOUNDS	2023-24	CAREER
Donovan Dent	9	9	JT Toppin	12	12
Jaelen House	8	29	Nelly Junior Joseph	9	9
JT Toppin	5	5	Isaac Mushila	4	4
Jamal Mashburn, Jr.	4	35	Tru Washington	1	1
Jemarl Baker, Jr.	1	1	Jaelen House	-	3
Nelly Junior Joseph	1	1	Sebastian Forsling	-	2

ASSISTS	2023-24	CAREER	STEALS	2023-24	CAREER
Donovan Dent	16	25	Jaelen House	10	54
Jaelen House	9	55	Donovan Dent	6	13
Mustapha Amzil	2	2	JT Toppin	6	6
Jemarl Baker, Jr.	1	1	Nelly Junior Joseph	5	5
Jamal Mashburn, Jr.	-	12	Tru Washington	4	4
			Mustapha Amzil	1	1

BLOCKS	2023-24	CAREER	STEALS	2023-24	CAREER
JT Toppin	18	18	Quinton Webb	1	1
Nelly Junior Joseph	11	11	Jemarl Baker, Jr.	1	1
Donovan Dent	4	15	Jamal Mashburn, Jr.	-	8
Isaac Mushila	2	2	Sebastian Forsling	-	2
Sebastian Forsling	1	10			
Mustapha Amzil	1	1			
Jamal Mashburn, Jr.	1	1			
Tru Washington	1	1			
Jaelen House	-	10			

## NEW MEXICO'S RECORD...

Home.....	11-2
Road .....	5-3
Neutral .....	4-0
Ranked Opponent (either AP or Coaches).....	2-2
Unranked Opponent.....	18-3
Leads at halftime .....	20-1
Trails at halftime .....	0-4
Tied at halftime.....	0-0
Goes into overtime.....	0-0
Leads by 10 or more points.....	20-0
Trails by 10 or more points.....	1-4
Shoots 50% or better .....	11-0
Shoots less than 50% .....	9-5
Shoots less than 45% .....	8-3
Shoots less than 40% .....	2-2
Opponent shoots 50% or better.....	2-1
Opponent shoots less than 50%.....	18-4
Opponent shoots less than 45%.....	14-0
Opponent shoots less than 40%.....	9-0
Has higher FG% than opponent .....	16-0
Has lower FG% than opponent.....	3-5
Has same FG% as opponent.....	1-0
Outrebounds its opponent .....	15-2
Outrebounded by opponent.....	4-3
Has same rebounds as opponent .....	1-0
Has more offensive rebounds than opponent.....	15-2
Has fewer offensive rebounds than opponent.....	4-2
Has same offensive rebounds as opponent .....	1-1
Has fewer turnovers than opponent.....	18-2
Has more turnovers than opponent .....	1-2
Has same turnovers as opponent .....	1-1
Has fewer than 10 turnovers .....	11-1
Opponent has fewer than 10 turnovers.....	2-0
Shoots more FTs than opponent .....	13-3
Shoots fewer FTs than opponent.....	7-2
Shoots the same FTs as opponent.....	0-0
Has game decided by 10 points or less or OT .....	5-4
Has game decided by 5 points or less or OT .....	3-1
Scores <60 points .....	0-1
Scores 60-69 points .....	0-1
Scores 70-79 points .....	4-3
Scores 80-89 points .....	7-0
Scores 90+ points .....	9-0
Allows <60 points.....	4-0
Allows 60-69 points.....	6-0
Allows 70-79 points.....	6-2
Allows 80-89 points.....	4-3
Allows 90+ points.....	0-0
Wins the tip .....	15-3
Loses the tip.....	5-2
White uniforms.....	9-2
Red uniforms .....	7-3
Turquoise uniforms .....	3-0
Yellow state flag uniforms .....	1-0



**JEMARL BAKER, JR.**  
G | 6-5 | Grad.  
Menifee, Calif.

0



**BRADEN APPELHANS**  
G | 6-7 | R-Fr.  
Blue Springs, Mo.

1



**DONOVAN DENT**  
G | 6-2 | So.  
Riverside, Calif.

2



**TRU WASHINGTON**  
G | 6-4 | Fr.  
Phoenix, Ariz.

3



**JAMAL MASHBURN, JR.**  
G | 6-2 | Sr.  
Miami, Fla.

5




**JAELLEN HOUSE**  
G | 6-0 | Grad.  
Phoenix, Ariz.

10



**QUINTON WEBB**  
G | 6-6 | R-Fr.  
San Bernardino, Calif.

11



**ISAAC MUSHILA**  
F | 6-5 | Grad.  
Lubumbshi, Congo

12



**JT TOPPIN**  
F | 6-9 | Fr.  
Dallas, Texas

15



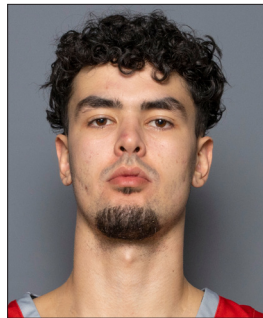
**DERAJE AGBAOSI**  
F | 6-7 | Jr.  
Union, N.J.

20



**SEBASTIAN FORSLING**  
C | 7-0 | Jr.  
Floda, Sweden

21



**MUSTAPHA AMZIL**  
F | 6-9 | Sr.  
Helsinki, Finland

22



**NELLY JUNIOR JOSEPH**  
F | 6-10 | Sr.  
Benin City, Nigeri

23



**SHANE DOUMA-SANCHEZ**  
G | 6-1 | Fr.  
Laguna Pueblo, N.M.

24



**RICHARD PITINO**  
Head Coach



**ISAAC CHEW**  
Assistant Coach



**TARVISH FELTON**  
Assistant Coach



**AARON KATSUMA**  
Assistant Coach



**DAVE PILIPOVICH**  
Special Assistant to the  
Head Coach

Graduate | Guard | 6-5 | 200 | Menifee, CA | Eleanor Roosevelt HS [Kentucky/Arizona/Fresno State]



Season Highs

Pts	18	vs. Louisiana Tech (11/29/23)
Reb	3	five times
FG	6	twice
FGA	9	vs. Louisiana Tech (11/29/23)
3FG	6	vs. Louisiana Tech (11/29/23)
3FGA	9	vs. Louisiana Tech (11/29/23)
FT	3	vs. UT Arlington (11/16/23)
FTA	4	vs. UT Arlington (11/16/23)
Ast	5	vs. Eastern New Mexico (12/29/23)
Blk	1	vs. UT Arlington (11/16/23)
Stl	2	twice
Min	30	vs. Eastern New Mexico (12/29/23)

Career Highs

43	vs. Chicago State (3/4/23) <sup>FS</sup>
7	twice
13	vs. Chicago State (3/4/23) <sup>FS</sup>
20	vs. Vanderbilt (11/24/22) <sup>FS</sup>
10	vs. Chicago State (3/4/23) <sup>FS</sup>
13	vs. Stanford (12/19/20) <sup>UA</sup>
7	three times
10	at UNLV (2/3/23) <sup>FS</sup>
7	three times
3	at Washington (12/31/20) <sup>UA</sup>
4	at Wyoming (1/31/23) <sup>FS</sup>
39	twice

MW Career Highs

23	at UNLV (2/3/23) <sup>FS</sup>
7	vs. Nevada (2/24/23) <sup>FS</sup>
8	twice
18	at Utah State (12/31/22) <sup>FS</sup>
4	twice
11	at Nevada (2/10/23) <sup>FS</sup>
7	twice
10	at UNLV (2/3/23) <sup>FS</sup>
6	twice
--	
4	at Wyoming (1/31/23) <sup>FS</sup>
38	vs. Nevada (2/24/23) <sup>FS</sup>

5.1 PPG | 1.3 RPG | 17.8 MPG | 1.3 APG

2023-24 GAME-BY-GAME

Opponent	MP	FG-A	3G-A	FT-A	O-D-T	PF	A	TO	BS	ST	TP
Texas Southern	15	2-3	1-2	0-0	0-2-2	0	2	0	0	0	5
at Saint Mary's	23	1-4	0-2	0-0	0-3-3	0	2	2	0	0	2
UT Arlington*	28	0-4	0-3	3-4	0-1-1	4	2	0	1	1	3
vs. Toledo*	22	0-3	0-2	0-0	1-2-3	4	2	0	0	1	0
vs. Rice*	19	2-6	2-6	0-0	0-3-3	1	2	0	0	0	6
vs. Pepperdine*	26	5-7	3-5	1-1	0-3-3	0	2	0	0	1	14
Louisiana Tech*	25	6-9	6-9	0-0	0-3-3	4	2	1	0	0	18
New Mexico State*	15	2-4	2-4	0-0	0-0-0	3	2	0	0	0	6
UC Santa Barbara*	19	3-6	1-4	1-1	0-1-1	1	2	0	0	0	8
vs. Santa Clara*	26	6-8	4-6	1-1	0-0-0	1	1	1	0	2	17
at New Mexico State*	27	1-2	1-2	0-0	0-4-4	1	2	0	0	0	3
UC Irvine*	22	2-7	2-5	0-0	0-0-0	0	1	0	0	0	6
Eastern New Mexico*	30	1-5	0-2	0-1	0-2-2	0	5	0	0	1	2
at Colorado State	25	2-4	1-3	0-0	0-2-2	0	1	0	0	2	5
Wyoming	13	0-0	0-0	1-2	0-0-0	0	0	0	0	0	1
at UNLV	12	0-2	0-1	0-0	0-1-1	2	1	0	0	0	0
San Diego State	4	0-0	0-0	0-0	0-0-0	0	0	0	0	0	0
Utah State					-INJ-						
at Air Force	4	0-2	0-2	0-0	0-0-0	0	1	0	0	1	0
at San Jose State	11	2-4	1-2	0-0	0-0-0	0	0	1	0	1	5
Nevada	6	2-2	2-2	0-0	0-0-0	0	0	0	0	0	6
Boise State	13	1-1	1-1	0-0	0-0-0	0	0	0	0	0	3
at Wyoming	13	2-3	2-3	0-0	0-1-1	1	1	0	0	0	6
UNLV	6	0-0	0-0	0-0	0-0-0	0	0	0	0	0	0
at Nevada	23	2-5	2-4	0-0	0-2-2	2	1	0	0	0	6

\* game started

SEASON NOTES

- Tri-Captain
- Had 17 points (4-6 3FG) vs. Santa Clara (Dec. 9)
- Season-high 18 points (6-9 3FG) vs. Louisiana Tech (Nov. 29)
- Had 14 points (5-7 FG, 3-5 3FG) vs. Pepperdine (Nov. 24)
- Had six points vs Rice (Nov. 22)
- Had three points and a key final-minute block in first start of the season vs. UT Arlington (Nov. 16)
- Scored five points vs. Texas Southern in UNM debut (Nov. 6)
- Missed the NM Highlands exhibition due to injury (Nov. 1)
- Made UNM debut in CSU Pueblo exhibition (Oct. 26)

	2023-24	CAREER	STREAK
Double Figure Scoring	3	31	-
20-Point Games	-	7	-
30-Point Games	-	2	-
40-Point Games	-	1	-

CAREER STATISTICS

Year	G-GS	Min-Avg.	FG-FGA	Pct.	3FG-3FGA	Pct.	FT-FTA	Pct.	Off-Def.	Reb-Avg.	PF-DQ	Ast	TO	Blk	Stl	Pts-Avg
2018-19 \$	28-0	254-9.1	20-61	.328	13-42	.310	11-15	.733	1-14	15-0.5	23-0	12	10	2	4	64-2.3
Conf	18-0	156-8.7	12-38	.316	7-28	.250	3-6	.500	0-9	9-0.5	16-0	10	7	1	2	34-1.9
2019-20 &	32-0	620-19.4	64-177	.362	36-105	.343	19-23	.826	11-64	75-2.3	53-1	73	23	5	23	183-5.7
Conf	18-0	366-20.3	29-90	.322	15-57	.263	10-13	.769	9-37	46-2.6	30-0	36	15	3	10	83-4.6
2020-21 &	12-12	353-29.4	50-124	.403	24-70	.343	20-24	.833	2-32	34-2.8	22-1	21	12	4	7	144-12.0
Conf	6-6	181-30.2	20-64	.313	12-39	.308	13-16	.813	2-15	17-2.8	13-0	9	6	3	3	65-10.8
2021-22 %	5-2	121-24.3	14-41	.341	5-23	.217	10-11	.909	1-17	18-3.6	4-0	10	10	1	6	43-8.6
Conf	--	--	--	--	--	--	--	--	--	--	--	--	--	--	--	--
2022-23 %	28-28	888-31.7	123-314	.392	55-168	.327	50-66	.758	11-72	83-3.0	51-0	81	43	1	28	351-12.5
Conf	16-16	519-32.4	70-184	.380	30-102	.294	31-38	.816	5-43	48-3.0	33-0	45	30	0	17	201-12.6
2023-24	24-11	427-17.8	42-91	.462	31-70	.443	7-10	.700	1-30	31-1.3	25-0	32	5	1	10	122-5.1
Conf	11-0	131-11.9	11-23	.478	9-18	.500	1-2	.500	0-6	6-0.5	6-0	5	1	0	4	32-2.9
<b>CAREER</b>	<b>129-53</b>	<b>2663-20.6</b>	<b>313-808</b>	<b>.387</b>	<b>164-478</b>	<b>.343</b>	<b>117-149</b>	<b>.785</b>	<b>27-229</b>	<b>256-2.0</b>	<b>178-2</b>	<b>229</b>	<b>103</b>	<b>14</b>	<b>78</b>	<b>907-7.0</b>

\$ at Kentucky | & at Arizona | % at Fresno State





#1

# BRADEN APPELHANS

"apple-hahns"

R-Freshman | Guard | 6-7 | 195 | Blue Springs, MO | Western Reserve Academy



### Season Highs

Pts	14	vs. Eastern New Mexico (12/29/23)
Reb	3	vs. Texas Southern (11/6/23)
FG	5	vs. Eastern New Mexico (12/29/23)
FGA	8	vs. Eastern New Mexico (12/29/23)
3FG	4	vs. Eastern New Mexico (12/29/23)
3FGA	6	twice
FT	2	twice
FTA	2	twice
Ast	3	vs. Eastern New Mexico (12/29/23)
Blk	1	vs. Eastern New Mexico (12/29/23)
Stl	1	four times
Min	20	vs. Eastern New Mexico (12/29/23)

### Career Highs

14	vs. Eastern New Mexico (12/29/23)
5	vs. Western New Mexico (12/6/22)
5	vs. Eastern New Mexico (12/29/23)
8	vs. Eastern New Mexico (12/29/23)
4	vs. Eastern New Mexico (12/29/23)
6	twice
2	twice
2	three times
3	vs. Eastern New Mexico (12/29/23)
2	vs. Prairie View A&M (12/20/22)
1	five times
20	twice

### MW Career Highs

--	
--	
--	
1	twice
--	
1	vs. Nevada (1/28/24)
--	
--	
--	
--	
--	
--	
2	three times

**3.1 PPG | 0.7 RPG | 6.6 MPG | 44% 3FG**

## 2023-24 GAME-BY-GAME

Opponent	MP	FG-A	3G-A	FT-A	O-D-T	PF	A	TO	BS	ST	TP
Texas Southern	10	3-6	3-6	2-2	0-3-3	2	0	1	0	0	11
at Saint Mary's	1	0-0	0-0	0-0	0-0-0	0	0	0	0	0	0
UT Arlington					-INJ-						
vs. Toledo					-DNP-						
vs. Rice	10	0-2	0-1	0-0	0-0-0	0	0	0	0	0	0
vs. Pepperdine	10	1-4	0-1	0-0	0-0-0	0	0	1	0	1	2
Louisiana Tech	9	0-3	0-3	0-0	0-1-1	1	1	0	0	0	0
New Mexico State	7	2-3	2-3	2-2	0-0-0	0	0	0	0	1	8
UC Santa Barbara	3	1-1	1-1	0-0	1-0-1	0	0	1	0	0	3
vs. Santa Clara	2	0-0	0-0	0-0	0-0-0	1	0	1	0	0	0
at New Mexico State					-DNP-						
UC Irvine	6	1-2	0-1	0-0	0-0-0	0	1	0	0	1	2
Eastern New Mexico	20	5-8	4-6	0-0	0-2-2	2	3	1	1	1	14
at Colorado State	2	0-0	0-0	0-0	0-0-0	0	0	0	0	0	0
Wyoming					-INJ-						
at UNLV*					-DNP-						
San Diego State					-DNP-						
Utah State					-DNP-						
at Air Force	3	0-0	0-0	0-0	0-0-0	0	0	0	0	0	0
at San Jose State					-DNP-						
Nevada	2	0-1	0-1	0-0	0-2-2	1	0	0	0	0	0
Boise State					-DNP-						
at Wyoming					-DNP-						
UNLV					-DNP-						
at Nevada					-DNP-						

## SEASON NOTES

- Scored a career-high 14 points (4-6 3FG) vs. Eastern New Mexico (Dec. 29)
- Had two points vs. UC Irvine (Dec. 20)
- Three points vs. UC Santa Barbara (Dec. 6)
- Scored eight points (2-3 3FG) vs. New Mexico State (Dec. 2)
- Had two points vs. Pepperdine (Nov. 24)
- Scored 11 points (3-6 3FG) vs. Texas Southern (Nov. 6) for his first career double-figure game
- Appeared in both exhibitions off the bench, his first game action since Jan. 3 of last season

	2023-24	CAREER	STREAK
Double Figure Scoring	2	2	-

## CAREER STATISTICS

Year	G-GS	Min-Avg.	FG-FGA	Pct.	3FG-3FGA	Pct.	FT-FTA	Pct.	Off-Def.	Reb-Avg.	PF-DQ	Ast	TO	Blk	Stl	Pts-Avg
2022-23	10-0	62-6.2	4-15	.267	2-11	.182	0-2	.000	0-12	12-1.2	5-0	1	1	3	1	10-1.0
Conf	2-0	2-1.0	0-1	.000	0-0	.000	0-0	.000	0-0	0-0.0	0-0	0	0	0	0	0-0.0
2023-24	13-0	86-6.6	13-30	.433	10-23	.435	4-4	1.000	1-8	9-0.7	7-0	5	5	1	4	40-3.1
Conf	3-0	7-2.3	0-1	.000	0-1	.000	0-0	.000	0-2	2-0.7	1-0	0	0	0	0	0-0.0
<b>CAREER</b>	<b>23-0</b>	<b>148-6.4</b>	<b>17-45</b>	<b>.378</b>	<b>12-34</b>	<b>.353</b>	<b>4-6</b>	<b>.667</b>	<b>1-20</b>	<b>21-0.9</b>	<b>12-0</b>	<b>6</b>	<b>6</b>	<b>4</b>	<b>5</b>	<b>50-2.2</b>

Sophomore | Guard | 6-2 | 175 | Riverside, CA | Centennial HS



Season Highs		
Pts	31	vs. Boise State (1/31/24)
Reb	6	twice
FG	12	vs. Boise State (1/31/24)
FGA	18	twice
3FG	2	three times
3FGA	4	vs. Wyoming (1/6/24)
FT	7	vs. UNLV (2/10/24)
FTA	10	vs. Pepperdine (11/24/23)
Ast	14	vs. Utah State (1/16/24)
Blk	2	three times
Stl	4	at New Mexico State (12/15/23)
Min	37	at Wyoming (2/6/24)

Career Highs		
Pts	31	vs. Boise State (1/31/24)
Reb	6	three times
FG	12	vs. Boise State (1/31/24)
FGA	18	twice
3FG	2	three times
3FGA	4	vs. Wyoming (1/6/24)
FT	7	vs. UNLV (2/10/24)
FTA	10	vs. Pepperdine (11/24/23)
Ast	14	vs. Utah State (1/16/24)
Blk	3	twice
Stl	4	at New Mexico State (12/15/23)
Min	37	at Wyoming (2/6/24)

MW Career Highs		
Pts	31	vs. Boise State (1/31/24)
Reb	6	at Wyoming (2/6/24)
FG	12	vs. Boise State (1/31/24)
FGA	18	vs. Boise State (1/31/24)
3FG	2	twice
3FGA	4	vs. Wyoming (1/6/24)
FT	7	vs. UNLV (2/10/24)
FTA	8	vs. UNLV (2/10/24)
Ast	14	vs. Utah State (1/16/24)
Blk	3	vs. Boise State (1/20/23)
Stl	3	three times
Min	37	at Wyoming (2/6/24)

15.6 PPG | 5.8 APG | 31.9 MPG | 1.6 SPG

## 2023-24 GAME-BY-GAME

Opponent	MP	FG-A	3G-A	FT-A	O-D-T	PF	A	TO	BS	ST	TP
Texas Southern*	25	4-8	2-3	2-2	0-4-4	2	6	1	1	1	12
at Saint Mary's*	29	5-12	1-1	4-6	0-2-2	4	5	2	0	3	15
UT Arlington*	34	11-18	1-3	2-3	1-1-2	3	5	4	1	2	25
vs. Toledo*	35	7-12	0-0	3-4	0-3-3	1	7	3	0	0	17
vs. Rice*	31	8-15	0-1	2-2	1-2-3	1	11	0	0	1	18
vs. Pepperdine*	31	9-14	0-1	6-10	0-1-1	0	7	4	1	2	24
Louisiana Tech*	26	2-8	0-0	4-6	0-5-5	0	4	6	1	1	8
New Mexico State*	27	5-13	0-2	2-7	1-0-1	0	10	0	1	2	12
UC Santa Barbara*	35	9-15	1-1	4-6	0-1-1	2	8	2	2	2	23
vs. Santa Clara*	31	10-14	0-1	2-3	1-5-6	3	4	3	0	3	22
at New Mexico State*	36	6-14	0-1	2-2	1-3-4	2	6	2	0	4	14
UC Irvine*	36	5-12	1-2	1-2	0-4-4	1	1	4	1	1	12
Eastern New Mexico					-INJ-						
at Colorado State*	36	4-9	0-1	2-3	0-3-3	4	9	3	0	2	10
Wyoming*	32	9-16	2-4	1-2	0-1-1	3	4	0	0	1	21
at UNLV*	28	1-6	0-0	1-2	0-2-2	1	4	2	0	0	3
San Diego State*	34	1-8	0-3	4-4	0-4-4	1	4	2	1	0	6
Utah State*	36	7-10	0-0	1-1	0-3-3	2	14	1	2	3	15
at Air Force*	32	4-7	0-0	2-2	0-1-1	3	2	4	2	1	10
at San Jose State*	30	7-14	2-3	1-2	0-0-0	0	6	0	0	3	17
Nevada*	28	5-8	0-1	1-2	0-2-2	2	4	2	2	0	11
Boise State*	36	12-18	1-2	6-7	0-1-1	4	2	0	0	1	31
at Wyoming*	37	8-13	1-3	2-4	0-6-6	1	7	3	1	2	19
UNLV*	33	6-11	1-1	7-8	1-1-2	3	1	1	1	2	20
at Nevada*	28	4-5	0-0	1-6	0-0-0	2	7	2	0	1	9

\* game started

## SEASON NOTES

- Mountain West Player of the Week (Dec. 11)
- Had 19 points, seven assists and six rebounds at Wyoming (Feb. 6)
- Scored a career-high 31 points vs. Boise State (Jan. 31)
- Had 17 points and six assists at San Jose State (Jan. 24)
- Double-double with 15 points and a career-high 14 assists vs. No. 16 Utah State (Jan. 16)
- Had 21 points and four assists vs. Wyoming (Jan. 6)
- Had 14 points, including the game-winning layup with 20 seconds left, and six assists at New Mexico St. (Dec. 15)
- Had 22 points, six rebounds and four assists vs. Santa Clara (Dec. 9)
- Had 23 points and eight assists vs. UCSB (Dec. 6)
- Double-double with 12 points and 10 assists (no turnovers) vs. New Mexico State (Dec. 2)
- Had 24 points and seven assists vs. Pepperdine (Nov. 24)
- First career double-double with 18 points and 11 assists (with no turnovers) vs. Rice (Nov. 22)
- Had 17 points and seven assists vs. Toledo (Nov. 21)
- Scored 25 points, including the game-winning layup with 0.5 left, vs. UT Arlington (Nov. 16)
- Had 12 points and six assists vs. Texas Southern (Nov. 6)

	2023-24	CAREER	STREAK
Double-Doubles	3	3	-
Double Figure Scoring	19	25	-
20-Point Games	7	7	-
30-Point Games	1	1	-
10-Assist Games	3	3	-

## CAREER STATISTICS

Year	G-GS	Min-Avg.	FG-FGA	Pct.	3FG-3FGA	Pct.	FT-FTA	Pct.	Off-Def.	Reb-Avg.	PF-DQ	Ast	TO	Blk	Stl	Pts-Avg
2022-23	34-2	629-18.5	69-136	.507	4-19	.211	50-73	.685	10-59	69-2.0	61-1	79	55	25	30	192-5.6
Conf	18-2	319-17.7	31-67	.463	2-13	.154	24-34	.706	4-31	35-1.9	35-1	31	30	10	17	88-4.9
2023-24	24-24	766-31.9	149-280	.532	13-34	.382	63-96	.656	6-55	61-2.5	45-0	138	51	17	38	374-15.6
Conf	12-12	389-32.5	68-125	.544	7-18	.389	29-43	.674	1-24	25-2.1	26-0	64	20	9	16	172-14.3
<b>CAREER</b>	<b>58-26</b>	<b>1395-24.0</b>	<b>218-416</b>	<b>.524</b>	<b>17-53</b>	<b>.321</b>	<b>113-169</b>	<b>.669</b>	<b>16-114</b>	<b>130-2.2</b>	<b>106-1</b>	<b>217</b>	<b>106</b>	<b>42</b>	<b>68</b>	<b>566-9.8</b>

Freshman | Guard | 6-4 | 200 | Phoenix, AZ | AZ Compass Prep



### Season Highs

Pts	21	vs. New Mexico State (12/2/23)
Reb	12	vs. Pepperdine (11/24/23)
FG	7	twice
FGA	13	vs. Pepperdine (11/24/23)
3FG	3	vs. New Mexico State (12/2/23)
3FGA	4	twice
FT	8	vs. New Mexico State (12/2/23)
FTA	10	vs. New Mexico State (12/2/23)
Ast	6	vs. New Mexico State (12/2/23)
Blk	2	vs. Utah State (1/16/24)
Stl	5	twice
Min	33	vs. Pepperdine (11/24/23)

### Career Highs

21	vs. New Mexico State (12/2/23)
12	vs. Pepperdine (11/24/23)
7	twice
13	vs. Pepperdine (11/24/23)
3	vs. New Mexico State (12/2/23)
4	twice
8	vs. New Mexico State (12/2/23)
10	vs. New Mexico State (12/2/23)
6	vs. New Mexico State (12/2/23)
2	vs. Utah State (1/16/24)
5	twice
33	vs. Pepperdine (11/24/23)

### MW Career Highs

11	at Air Force (1/20/24)
6	vs. UNLV (2/10/24)
4	twice
9	vs. Utah State (1/16/24)
2	vs. UNLV (2/10/24)
3	twice
3	at UNLV (1/9/24)
3	at UNLV (1/9/24)
3	at Nevada (2/13/24)
2	vs. Utah State (1/16/24)
5	at UNLV (1/9/24)
23	twice

8.0 PPG | 3.6 RPG | 19.0 MPG | 1.8 SPG

## 2023-24 GAME-BY-GAME

Opponent	MP	FG-A	3G-A	FT-A	O-D-T	PF	A	TO	BS	ST	TP
Texas Southern	15	2-6	0-1	2-4	2-4-6	3	2	1	0	1	6
at Saint Mary's	24	2-6	0-1	1-1	1-1-2	2	1	1	0	2	5
UT Arlington	17	2-6	1-3	0-0	2-1-3	2	0	2	0	1	5
vs. Toledo	17	3-7	1-1	1-2	0-2-2	1	2	2	0	2	8
vs. Rice	21	5-7	1-2	3-3	2-4-6	2	0	2	0	1	14
vs. Pepperdine*	33	7-13	1-4	4-6	0-12-12	1	0	2	0	5	19
Louisiana Tech	25	4-8	2-3	0-0	1-3-4	2	3	1	1	1	10
New Mexico State	29	5-7	3-4	8-10	1-4-5	3	6	1	0	1	21
UC Santa Barbara	22	7-11	1-2	2-2	2-4-6	3	4	2	0	2	17
vs. Santa Clara	29	3-6	0-1	5-7	2-2-4	3	1	3	0	1	11
at New Mexico State	22	2-6	1-2	0-0	0-1-1	2	2	3	1	1	5
UC Irvine	19	3-7	0-2	0-3	0-5-5	3	1	1	0	1	6
Eastern New Mexico					-ILL-						
at Colorado State	7	0-1	0-1	0-0	0-0-0	1	0	0	0	0	0
Wyoming	13	4-5	0-1	0-0	0-2-2	1	1	1	1	1	8
at UNLV	23	3-6	0-2	3-3	1-2-3	1	0	3	0	5	9
San Diego State	17	2-4	0-2	0-0	0-3-3	2	0	1	1	2	4
Utah State	21	3-9	0-2	0-0	1-2-3	2	0	1	2	3	6
at Air Force	23	4-5	1-2	2-2	1-4-5	1	2	0	0	3	11
at San Jose State	12	2-5	1-1	0-2	1-0-1	2	0	1	0	1	5
Nevada	19	3-6	1-3	2-2	0-3-3	3	2	0	0	3	9
Boise State	10	0-4	0-3	0-0	0-0-0	0	0	0	0	0	0
at Wyoming	8	1-3	0-2	0-0	0-1-1	3	0	1	0	1	2
UNLV	15	2-4	2-3	0-0	1-5-6	4	2	1	0	1	6
at Nevada	15	2-7	0-1	0-0	3-0-3	0	3	0	0	3	4

\* game started

## SEASON NOTES

- Mountain West Freshman of the Week (Dec. 4)
- Had nine points and three steals vs. Nevada (Jan. 28)
- Had 11 points, five rebounds and three steals at Air Force (Jan. 20)
- Had nine points and five steals at UNLV (Jan. 9)
- Scored eight points (4-5 FG) vs. Wyoming (Jan. 6)
- Scored 11 points vs. Santa Clara (Dec. 9)
- Had 17 points (all in the 2nd half) vs. UCSB (Dec. 6)
- Career-high 21 points and six assists vs. New Mexico State (Dec. 2)
- Had 10 points and three assists vs. Louisiana Tech (Nov. 29)
- First career double-double with 19 points and 12 rebounds vs. Pepperdine in 1st career start (Nov. 24)
- First career double-figure game with 14 points to go along with six rebounds vs. Rice (Nov. 22)
- Scored eight points vs. Toledo (Nov. 21)
- Had six points and six rebounds in his collegiate debut vs. Texas Southern (Nov. 6)
- Averaged 9.0 points and 6.0 rebounds per game in the two exhibition wins over CSU Pueblo and NM Highlands

	2023-24	CAREER	STREAK
Double-Doubles	1	1	-
Double Figure Scoring	7	7	-
20-Point Games	1	1	-
10-Rebound Games	1	1	-

## CAREER STATISTICS

Year	G-GS	Min-Avg.	FG-FGA	Pct.	3FG-3FGA	Pct.	FT-FTA	Pct.	Off-Def.	Reb-Avg.	PF-DQ	Ast	TO	Blk	Stl	Pts-Avg
2023-24	24-1	457-19.0	71-149	.477	16-49	.327	33-47	.702	21-65	86-3.6	47-0	32	30	6	42	191-8.0
Conf	12-0	184-15.3	26-59	.441	5-23	.217	7-9	.778	8-22	30-2.5	20-0	10	9	4	23	64-5.3



Season Highs

Pts	29	vs. UT Arlington (11/16/23)
Reb	4	three times
FG	9	vs. UT Arlington (11/16/23)
FGA	23	vs. UT Arlington (11/16/23)
3FG	3	at Nevada (2/13/24)
3FGA	9	vs. Eastern New Mexico (12/29/23)
FT	9	twice
FTA	13	vs. UT Arlington (11/16/23)
Ast	5	vs. Texas Southern (11/6/23)
Blk	1	vs. Toledo (11/21/23)
Stl	3	vs. Wyoming (1/6/24)
Min	37	vs. UT Arlington (11/16/23)

Career Highs

33	at Nevada (1/23/23)
7	twice
13	at Air Force (2/10/23)
25	vs. Utah State (3/9/23)
4	five times
11	vs. Norfolk State (12/21/21)
10	at Air Force (2/10/23)
13	vs. UT Arlington (11/16/23)
8	vs. Utah State (1/8/22)
1	10 times
4	at Wyoming (1/22/22)
43	twice

MW Career Highs

33	at Nevada (1/23/23)
7	vs. Boise State (1/20/23)
13	at Air Force (2/10/23)
25	vs. Utah State (3/9/23) <sup>MWTT</sup>
4	four times
8	twice
10	at Air Force (2/10/23)
12	twice
8	vs. Utah State (1/8/22)
1	vs. Air Force (2/26/22)
4	at Wyoming (1/22/22)
43	twice

15.3 PPG | 2.1 RPG | 1.6 APG | 30.6 MPG

2023-24 GAME-BY-GAME

Opponent	MP	FG-A	3G-A	FT-A	O-D-T	PF	A	TO	BS	ST	TP
Texas Southern*	27	5-10	2-3	3-4	0-3-3	0	5	0	0	0	15
at Saint Mary's*	33	3-16	1-3	0-0	0-2-2	1	0	3	0	1	7
UT Arlington*	37	9-23	2-5	9-13	0-1-1	0	1	0	0	0	29
vs. Toledo*	35	8-20	2-7	9-11	0-1-1	2	1	1	1	0	27
vs. Rice*	21	3-12	1-3	6-6	0-3-3	0	1	4	0	0	13
vs. Pepperdine					-INJ-						
Louisiana Tech					-INJ-						
New Mexico State					-INJ-						
UC Santa Barbara					-INJ-						
vs. Santa Clara					-INJ-						
at New Mexico State					-INJ-						
UC Irvine					-INJ-						
Eastern New Mexico*	27	6-18	2-9	3-4	0-1-1	0	0	1	0	0	17
at Colorado State*	32	5-15	2-4	1-1	0-1-1	2	2	1	0	1	13
Wyoming*	31	4-10	0-1	4-4	1-1-2	1	0	1	0	3	12
at UNLV*	30	4-9	0-1	5-5	0-4-4	3	2	1	0	0	13
San Diego State*	30	7-17	1-6	4-4	0-4-4	2	2	3	0	0	19
Utah State*	36	3-13	1-6	3-3	0-1-1	2	4	1	0	0	10
at Air Force*	29	4-11	1-6	4-5	1-1-2	0	0	3	0	0	13
at San Jose State*	34	7-11	2-3	1-1	0-4-4	1	2	1	0	0	17
Nevada*	30	6-9	1-2	1-3	0-3-3	0	3	1	0	0	14
Boise State*	34	6-15	2-7	0-0	0-0-0	1	2	2	0	0	14
at Wyoming*	28	4-10	2-4	5-6	0-3-3	3	2	0	0	0	15
UNLV*	33	3-15	1-5	4-6	1-2-3	1	1	1	0	0	11
at Nevada*	23	4-7	3-3	6-6	0-0-0	3	1	0	0	0	17

\* game started

SEASON NOTES

- Tri-Captain
- Preseason All-Mountain West
- Had 17 points (3-3 3FG), including go-ahead three in final minute, at Nevada (Feb. 13)
- Had 17 points (7-11 FG) at San Jose State (Jan. 24)
- Scored 19 points vs. #19 San Diego State (Jan. 13)
- Had 17 points vs. Eastern New Mexico in his return to action (Dec. 29)
- Missed seven games due to injury (Nov. 24-Dec. 20)
- Scored 27 points vs. Toledo (Nov. 21)
- Season-high 29 points vs. UT Arlington (Nov. 16), including 22 in first half (most by a Lobo since 2015-16)
- Had 15 points and five assists vs. Texas Southern (Nov. 6)
- Averaged 21.5 points and 4.0 rebounds per game in the two exhibition wins over CSU Pueblo and NM Highlands

UNM CAREER RECORD BOOK

	Total	Rank	Up Next
Points:	1,509	12th	Mel Daniels (1,537-11th)
FGs:	531	12th	Ruben Douglas (538-11th)
FT%	.808	11th	Bob Martin (.810-10th)

	2023-24	CAREER	STREAK
Double Figure Scoring	17	94	16
20-Point Games	2	33	-
30-Point Games	-	2	-

CAREER STATISTICS

Year	G-GS	Min-Avg.	FG-FGA	Pct.	3FG-3FGA	Pct.	FT-FTA	Pct.	Off-Def.	Reb-Avg.	PF-DQ	Ast	TO	Blk	Stl	Pts-Avg
2020-21 ^	29-8	641-22.1	85-243	.350	24-87	.276	43-54	.796	7-38	45-1.6	42-0	45	30	3	12	237-8.2
Conf	20-6	489-24.5	62-182	.341	9-67	.284	33-40	.825	4-35	39-2.0	33-0	29	24	2	8	176-8.8
2021-22	32-32	1084-33.9	207-484	.428	50-146	.342	118-150	.787	8-79	87-2.7	58-1	67	66	4	19	582-18.2
Conf	17-17	600-35.3	107-260	.412	24-71	.338	69-89	.775	3-45	48-2.8	36-1	36	32	1	11	307-18.1
2022-23	34-34	1145-33.7	233-545	.428	47-123	.382	138-169	.817	10-98	108-3.2	77-0	70	56	2	25	651-19.1
Conf	18-18	630-35.0	134-307	.436	29-73	.397	81-98	.827	5-47	52-2.9	45-0	35	33	0	12	378-21.0
2023-24	18-18	551-30.6	91-241	.378	26-78	.333	68-82	.829	3-35	38-2.1	22-0	29	24	1	5	276-15.3
Conf	12-12	371-30.9	57-142	.401	16-48	.333	38-44	.864	3-24	27-2.3	19-0	21	15	0	4	168-14.0
<b>Total</b>	<b>113-92</b>	<b>3420-30.3</b>	<b>616-1513</b>	<b>.407</b>	<b>147-434</b>	<b>.339</b>	<b>367-455</b>	<b>.807</b>	<b>28-250</b>	<b>278-2.5</b>	<b>199-1</b>	<b>211</b>	<b>176</b>	<b>10</b>	<b>61</b>	<b>1746-15.5</b>
UNM Total	84-84	2780-33.1	531-1270	.418	123-347	.354	324-401	.808	21-212	233-2.8	157-1	166	146	7	49	1509-18.0

^ at Minnesota

Graduate | Guard | 6-0 | 175 | Phoenix, AZ | Shadow Mountain HS [Arizona State]



### Season Highs

Pts	28	vs. New Mexico State (12/2/23)
Reb	8	at Wyoming (2/6/24)
FG	9	twice
FGA	20	vs. Eastern New Mexico (12/29/23)
3FG	5	vs. New Mexico State (12/2/23)
3FGA	10	at Wyoming (2/6/24)
FT	10	vs. UNLV (2/10/24)
FTA	10	vs. UNLV (2/10/24)
Ast	6	twice
Blk	1	three times
Stl	6	vs. Santa Clara (12/9/23)
Min	37	vs. UC Irvine (12/20/23)

### Career Highs

42	at Air Force (2/5/22)
8	twice
15	at Air Force (2/5/22)
23	vs. Wyoming (2/15/22)
5	three times
10	at Wyoming (2/6/24)
12	vs. UNLV (3/5/22)
13	vs. UNLV (3/5/22)
12	vs. San Jose State (1/28/22)
3	twice
8	vs. Grambling State (11/15/21)
47	at Nevada (1/23/23)

### MW Career Highs

42	at Air Force (2/5/22)
8	twice
15	at Air Force (2/5/22)
23	vs. Wyoming (2/15/22)
5	vs. Colorado State (12/28/22)
10	at Wyoming (2/6/24)
12	vs. UNLV (3/5/22)
13	vs. UNLV (3/5/22)
12	vs. San Jose State (1/28/22)
3	at Wyoming (12/31/22)
6	three times
47	at Nevada (1/23/23)

15.6 PPG | 3.8 APG | 28.7 MPG | 2.5 SPG

## 2023-24 GAME-BY-GAME

Opponent	MP	FG-A	3G-A	FT-A	O-D-T	PF	A	TO	BS	ST	TP
Texas Southern*	19	1-6	1-3	5-5	0-2-2	2	4	4	1	2	8
at Saint Mary's					-INJ-						
UT Arlington					-INJ-						
vs. Toledo					-INJ-						
vs. Rice					-INJ-						
vs. Pepperdine					-INJ-						
Louisiana Tech*	33	4-15	1-6	7-9	0-6-6	4	4	0	0	2	16
New Mexico State*	26	9-11	5-6	5-5	0-3-3	2	4	1	0	4	28
UC Santa Barbara*	26	2-10	1-5	0-0	0-0-0	3	4	3	0	4	5
vs. Santa Clara*	22	3-12	0-5	3-4	0-1-1	4	3	0	0	6	9
at New Mexico State*	28	4-14	2-4	4-6	4-1-5	3	3	3	0	2	14
UC Irvine*	37	5-16	1-3	9-9	1-2-3	3	5	0	0	0	20
Eastern New Mexico*	27	9-20	4-9	0-0	0-3-3	3	5	0	1	2	22
at Colorado State*	19	5-8	4-5	0-0	0-4-4	4	1	4	0	2	14
Wyoming*	31	3-15	0-5	4-6	1-3-4	4	5	1	0	5	10
at UNLV*	26	7-11	2-5	0-0	0-3-3	4	6	3	0	0	16
San Diego State*	33	7-16	4-9	8-8	1-5-6	3	5	1	1	3	26
Utah State*	26	6-12	2-6	0-0	0-1-1	5	1	2	0	2	14
at Air Force*	27	4-9	0-4	1-2	0-2-2	4	3	2	0	4	9
at San Jose State*	32	6-15	3-7	3-4	1-2-3	1	4	0	0	2	18
Nevada*	34	7-13	4-8	3-3	0-0-0	3	6	3	0	6	21
Boise State*	28	2-15	1-8	7-7	2-5-7	4	3	2	0	1	12
at Wyoming*	35	6-15	4-10	1-1	2-6-8	1	4	2	0	1	17
UNLV*	32	4-15	2-4	10-10	1-1-2	4	2	1	0	1	20
at Nevada*	31	6-14	1-4	0-0	0-0-0	4	4	1	0	1	13

\* game started

## SEASON NOTES

- Naismith Defensive Player of the Year Watch List
- Mountain West Player of the Week (Jan. 29)
- Tri-Captain
- Preseason All-Mountain West
- Had 21 pts, six assists and six steals vs. Nevada (Jan. 28)
- Had 18 points and four assists at San Jose State (Jan. 24)
- Had 26 points, six rebounds and five assists vs. No. 19 San Diego State (Jan. 13)
- Had 20 points and five assists vs. UC Irvine (Dec. 20)
- Had 28 points (26 in 1st half-most by a Lobo since 2003) on 9-11 FG (5-6 3FG) vs. New Mexico State (Dec. 2)
- Had 16 points, six rebounds and four assists vs. Louisiana Tech (Nov. 29) after missing five games due to injury

## UNM CAREER RECORD BOOK


	Total	Rank	Up Next
Points:	1,379	18th	Kenny Page (1,387-17th)
Assists:	364	11th	Hugh Greenwood (372-10th)
Steals:	204	2nd	Kelvin Scarborough (235-1st)
3FGs	146	17th	DeVries/Long (147-15th)
FT%	.873	3rd	Anthony Mathis (.880-2nd)

	2023-24	CAREER	STREAK
Double Figure Scoring	15	74	6
20-Point Games	6	26	-
30-Point Games	-	4	-
40-Point Games	-	1	-
Double-Doubles	-	2	-
10-Assist Games	-	2	-

## CAREER STATISTICS

Year	G-GS	Min-Avg.	FG-FGA	Pct.	3FG-3FGA	Pct.	FT-FTA	Pct.	Off-Def.	Reb-Avg.	PF-DQ	Ast	TO	Blk	Stl	Pts-Avg
2019-20 ^	30-0	481-16.0	34-123	.276	16-60	.267	33-43	.767	11-46	57-1.9	52-0	35	25	2	38	117-3.9
Conf	18-0	238-13.2	7-50	.140	4-25	.160	13-20	.650	4-17	21-1.2	28-0	11	9	1	16	31-1.7
2020-21 ^	21-0	393-18.7	40-103	.388	23-59	.390	9-13	.692	4-38	42-2.0	33-0	31	26	0	34	112-5.3
Conf	14-0	275-19.6	30-72	.417	17-42	.405	5-9	.556	2-25	27-1.9	23-0	18	17	0	20	82-5.9
2021-22	31-31	995-32.1	167-403	.414	47-148	.318	144-162	.889	16-97	113-3.6	85-2	139	105	9	68	525-16.9
Conf	17-17	568-33.4	98-228	.430	24-76	.316	77-84	.917	13-59	72-4.2	45-1	74	66	6	39	297-17.5
2022-23	32-32	1008-31.5	170-392	.434	57-151	.377	145-170	.853	14-112	126-3.9	79-2	149	71	20	86	542-16.9
Conf	16-16	533-33.3	91-212	.429	28-80	.350	64-73	.877	7-61	68-4.3	43-2	68	39	9	41	274-17.1
2023-24	20-20	573-28.7	100-262	.382	42-116	.362	70-79	.886	13-50	63-3.2	65-1	76	33	3	50	312-15.6
Conf	12-12	354-29.5	63-158	.399	27-75	.360	37-41	.902	8-32	40-3.3	41-1	44	22	1	28	190-15.8
<b>Total</b>	<b>134-83</b>	<b>3447-25.7</b>	<b>511-1283</b>	<b>.398</b>	<b>185-534</b>	<b>.346</b>	<b>401-467</b>	<b>.859</b>	<b>58-343</b>	<b>401-3.0</b>	<b>314-5</b>	<b>430</b>	<b>260</b>	<b>34</b>	<b>276</b>	<b>1608-12.0</b>
UNM Total	83-83	2577-31.0	437-1057	.413	146-415	.352	359-411	.873	43-259	302-3.6	229-5	364	209	32	204	1379-16.6

^ at Arizona State



Season Highs

Pts	7	twice
Reb	4	vs. Texas Southern (11/6/23)
FG	3	twice
FGA	6	vs. New Mexico State (12/2/23)
3FG	1	five times
3FGA	4	vs. New Mexico State (12/2/23)
FT	1	vs. Texas Southern (11/6/23)
FTA	2	twice
Ast	1	vs. Toledo (11/21/23)
Blk	1	vs. Texas Southern (11/6/23)
Stl	2	four times
Min	19	twice

Career Highs

7	twice
4	vs. Texas Southern (11/6/23)
3	twice
6	vs. New Mexico State (12/2/23)
1	five times
4	vs. New Mexico State (12/2/23)
1	vs. Texas Southern (11/6/23)
2	twice
1	vs. Toledo (11/21/23)
1	vs. Texas Southern (11/6/23)
2	four times
19	twice

MW Career Highs

2	at Air Force (1/20/24)
--	
1	at Air Force (1/20/24)
1	at Air Force (1/20/24)
--	
--	
--	
--	
--	
--	
--	
3	at Air Force (1/20/24)

2.4 PPG | 1.7 RPG | 9.9 MPG | 50% FG

2023-24 GAME-BY-GAME

Opponent	MP	FG-A	3G-A	FT-A	O-D-T	PF	A	TO	BS	ST	TP
Texas Southern	12	1-2	1-2	1-2	0-4-4	0	0	0	1	1	4
at Saint Mary's	14	2-3	1-2	0-0	0-1-1	1	0	0	0	1	5
UT Arlington	4	0-1	0-1	0-0	0-1-1	0	0	0	0	0	0
vs Toledo	10	0-0	0-0	0-0	1-1-2	3	1	0	0	2	0
vs. Rice	19	3-5	1-2	0-0	0-2-2	2	0	0	0	0	7
vs. Pepperdine	19	2-2	1-1	0-0	0-3-3	3	0	1	0	0	5
Louisiana Tech	4	0-1	0-0	0-0	1-1-2	0	0	0	0	0	0
New Mexico State	15	3-6	1-4	0-2	1-2-3	4	0	0	0	0	7
UC Santa Barbara	15	2-3	0-1	0-0	0-3-3	3	0	1	0	2	4
vs. Santa Clara	10	1-2	0-1	0-0	0-1-1	3	2	0	3	0	2
at New Mexico State	7	0-1	0-1	0-0	0-0-0	1	0	0	0	0	0
UC Irvine	1	0-0	0-0	0-0	0-0-0	0	0	0	0	0	0
Eastern New Mexico	17	0-3	0-2	0-0	2-1-3	3	0	0	0	2	0
at Colorado State					-DNP-						
Wyoming					-DNP-						
at UNLV					-DNP-						
San Diego State	1	0-0	0-0	0-0	0-0-0	0	0	0	0	0	0
Utah State					-DNP-						
at Air Force	3	1-1	0-0	0-0	0-0-0	0	0	0	0	0	2
at San Jose State					-DNP-						
Nevada					-DNP-						
Boise State					-DNP-						
at Wyoming					-DNP-						
UNLV					-DNP-						
at Nevada					-DNP-						

SEASON NOTES


- Scored first two career MW points at Air Force (Jan. 20)
- Had four points vs, UC Santa Barbara (Dec. 6)
- Tied a career high with seven points vs. New Mexico State (Dec. 2)
- Scored five points vs. Pepperdine (Nov. 24)
- Career-high seven points vs. Rice (Nov. 22)
- Scored five points at No. 23 Saint Mary's (Nov. 9)
- Had four points and four rebounds in his collegiate debut on his birthday vs. Texas Southern (Nov. 6)
- Averaged 8.5 points and 7.0 rebounds per game in the two exhibition wins over CSU Pueblo and NM Highlands

	2023-24	CAREER	STREAK
Double Figure Scoring	-	-	-

CAREER STATISTICS

Year	G-GS	Min-Avg.	FG-FGA	Pct.	3FG-3FGA	Pct.	FT-FTA	Pct.	Off-Def.	Reb-Avg.	PF-DQ	Ast	TO	Blk	Stl	Pts-Avg
2022-23									Redshirt season							
Conf	--															
2023-24	15-0	149-9.9	15-30	.500	5-17	.294	1-4	.250	5-20	25-1.7	23-0	1	5	1	10	36-2.4
Conf	2-0	4-2.0	1-1	1.000	0-0	.000	0-0	.000	0-0	0-0.0	0-0	0	0	0	0	2-1.0

Graduate | Forward | 6-5 | 210 | Lubumbashi, DR Congo | Spire Academy [Western Texas/Texas A&M-Corpus Christi]



### Season Highs

Pts	11	vs. Santa Clara (12/9/23)
Reb	9	vs. UC Santa Barbara (12/6/23)
FG	3	at New Mexico State (12/15/23)
FGA	8	vs. Santa Clara (12/9/23)
3FG	2	at New Mexico State (12/15/23)
3FGA	3	at New Mexico State (12/15/23)
FT	7	vs. Santa Clara (12/9/23)
FTA	8	vs. Santa Clara (12/9/23)
Ast	2	vs. Pepperdine (11/24/23)
Blk	1	twice
Stl	2	twice
Min	22	vs. Santa Clara (12/9/23)

### NCAA Career Highs

28	twice
17	five times
10	vs. Northwestern State (1/6/22) <sup>ABMCC</sup>
17	vs. Alabama (3/16/23) <sup>ABMCC</sup>
3	vs. New Orleans (1/14/23) <sup>ABMCC</sup>
4	four times
19	vs. Northwestern State (2/25/23) <sup>ABMCC</sup>
24	vs. Northwestern State (2/25/23) <sup>ABMCC</sup>
5	vs. UTRGV (11/27/22) <sup>ABMCC</sup>
2	at Mississippi State (11/7/22) <sup>ABMCC</sup>
4	three times
38	vs. Houston Baptist (1/22/22) <sup>ABMCC</sup>

### MW Career Highs

4	vs. Utah State (1/16/24)
4	vs. Wyoming (1/6/24)
--	
1	three times
--	
1	twice
4	vs. Utah State (1/16/24)
4	vs. Utah State (1/16/24)
1	vs. Nevada (1/28/24)
1	at Colorado State (1/2/24)
--	
10	vs. Wyoming (1/6/24)

2.0 PPG | 3.2 RPG | 9.9 MPG

## 2023-24 GAME-BY-GAME

Opponent	MP	FG-A	3G-A	FT-A	O-D-T	PF	A	TO	BS	ST	TP
Texas Southern	9	0-2	0-0	0-0	2-1-3	1	1	0	0	0	0
at Saint Mary's	2	0-0	0-0	0-0	0-0-0	1	0	0	0	0	0
UT Arlington	13	0-2	0-1	0-0	2-1-3	2	0	1	0	0	0
vs. Toledo	2	0-0	0-0	0-0	0-0-0	0	1	0	0	0	0
vs. Rice	13	2-2	0-0	1-2	3-4-7	1	0	0	0	0	5
vs. Pepperdine	16	1-3	0-1	0-2	0-2-2	1	2	0	1	0	2
Louisiana Tech					-DNP-						
New Mexico State	17	1-1	1-1	3-4	2-4-6	1	0	1	0	0	6
UC Santa Barbara	17	0-2	0-1	0-0	1-8-9	2	0	1	0	0	0
vs. Santa Clara	22	2-8	0-1	7-8	4-3-7	0	0	0	0	2	11
at New Mexico State	19	3-6	2-3	1-4	2-4-6	3	1	1	0	1	9
UC Irvine					-INJ-						
Eastern New Mexico	17	0-3	0-1	1-2	3-4-7	2	1	0	0	2	1
at Colorado State	5	0-0	0-0	0-0	0-0-0	0	0	0	1	0	0
Wyoming	10	0-0	0-0	0-0	1-3-4	2	0	1	0	0	0
at UNLV	4	0-0	0-0	0-0	0-0-0	0	0	1	0	0	0
San Diego State	1	0-0	0-0	0-0	0-0-0	0	0	0	0	0	0
Utah State	9	0-0	0-0	4-4	2-1-3	0	0	0	0	0	4
at Air Force	3	0-1	0-1	0-0	0-1-1	1	0	1	0	0	0
at San Jose State					-DNP-						
Nevada	7	0-1	0-0	0-0	0-2-2	0	1	1	0	0	0
Boise State					-DNP-						
at Wyoming	2	0-1	0-1	0-0	0-0-0	0	0	1	0	0	0
UNLV					-DNP-						
at Nevada					-DNP-						

## SEASON NOTES

- Had four points and three rebounds vs. No. 16 Utah State (Jan. 16)
- Had nine points (including his 1000th career NCAA point) and six rebounds at New Mexico State (Dec. 15)
- Had 11 points and seven rebounds vs. Santa Clara (Dec. 9)
- Grabbed a season-high nine rebounds vs. UCSB (Dec. 6)
- Had seven points and six rebounds vs. New Mexico State (Dec. 2)
- Had two points, two rebounds and two assists vs. Pepperdine (Nov. 24)
- Had five points and seven rebounds vs. Rice (Nov. 22)
- Had three rebounds in UNM debut vs. Texas Southern (Nov. 6)
- Missed the two exhibitions due to injury

	2023-24	CAREER	STREAK
Double-Doubles	-	27	-
Double Figure Scoring	1	28	-
20-Point Games	-	16	-
10-Rebound Games	-	31	-

## CAREER STATISTICS

Year	G-GS	Min-Avg.	FG-FGA	Pct.	3FG-3FGA	Pct.	FT-FTA	Pct.	Off-Def.	Reb-Avg.	PF-DQ	Ast	TO	Blk	Stl	Pts-Avg
2019-20 ^	32-24	1044-32.6	178-272	.654	2-14	.143	60-96	.625	112-144	256-8.0	50-0	54	62	10	34	418-13.1
2020-21 #	23-23	660-28.7	126-209	.603	9-17	.529	101-132	.765	102-159	261-11.3	44-0	25	48	4	25	362-15.7
2021-22 %	35-31	907-25.9	148-280	.529	9-29	.310	158-201	.786	125-205	330-9.4	79-1	43	67	3	41	463-13.2
Conf	14-14	408-29.1	56-123	.455	2-12	.167	74-91	.813	60-90	150-10.7	34-1	14	29	0	16	188-13.4
2022-23 %	35-33	949-27.1	160-298	.537	15-40	.375	172-206	.835	120-226	346-9.9	71-0	41	60	3	47	507-14.5
Conf	18-17	500-27.8	81-50	.540	8-17	.471	107-129	.829	55-126	181-10.1	43-0	19	33	0	21	277-15.4
2023-24	19-0	188-9.9	9-32	.281	3-11	.273	17-26	.654	22-38	60-3.2	17-0	7	9	2	5	38-2.0
Conf	8-0	40-5.0	0-3	.000	0-2	.000	4-4	1.000	3-7	10-1.3	3-0	1	5	1	0	4-0.5
NCAA	89-64	2044-23.0	317-610	.520	27-80	.338	347-433	.801	267-469	736-8.3	167-1	91	136	8	93	1008-11.3

<sup>^</sup> at Gillette College | <sup>#</sup> at Western Texas | <sup>%</sup> at Texas A&M-Corpus Christi

Freshman | Forward | 6-9 | 220 | Dallas, TX | Faith Family Academy of Oak Cliff



Season Highs	
Pts	27 vs. Toledo (11/21/23)
Reb	16 vs. San Diego State (1/13/24)
FG	12 at Air Force (1/20/24)
FGA	15 twice
3FG	2 twice
3FGA	3 twice
FT	5 vs. Toledo (11/21/23)
FTA	10 vs. San Diego State (1/13/24)
Ast	3 vs. Toledo (11/21/23)
Blk	5 three times
Stl	3 twice
Min	34 vs. Toledo (11/21/23)

Career Highs	
Pts	27 vs. Toledo (11/21/23)
Reb	16 vs. San Diego State (1/13/24)
FG	12 at Air Force (1/20/24)
FGA	15 twice
3FG	2 twice
3FGA	3 twice
FT	5 vs. Toledo (11/21/23)
FTA	10 vs. San Diego State (1/13/24)
Ast	3 vs. Toledo (11/21/23)
Blk	5 three times
Stl	3 twice
Min	34 vs. Toledo (11/21/23)

MW Career Highs	
Pts	25 at Air Force (1/20/24)
Reb	16 vs. San Diego State (1/13/24)
FG	12 at Air Force (1/20/24)
FGA	15 twice
3FG	2 vs. Boise State (1/31/24)
3FGA	3 at Wyoming (2/6/24)
FT	4 at San Jose State (1/24/24)
FTA	10 vs. San Diego State (1/13/24)
Ast	2 twice
Blk	5 three times
Stl	2 twice
Min	32 vs. Boise State (1/31/24)

12.4 PPG | 8.8 RPG | 25.7 MPG | 2.0 BPG | 62% FG

2023-24 GAME-BY-GAME

Opponent	MP	FG-A	3G-A	FT-A	O-D-T	PF	A	TO	BS	ST	TP
Texas Southern	18	4-6	0-1	3-3	3-6-9	2	0	2	2	2	11
at Saint Mary's*	16	4-6	0-1	0-0	2-4-6	5	0	1	1	0	8
UT Arlington*	27	7-11	0-1	1-2	4-6-10	2	0	1	1	0	15
vs. Toledo*	34	11-12	0-1	5-5	3-8-11	3	3	3	1	1	27
vs. Rice*	22	6-8	0-0	1-1	1-5-6	1	1	0	4	3	13
vs. Pepperdine*	20	4-6	0-0	3-5	3-5-8	4	2	1	1	0	11
Louisiana Tech*	28	4-7	0-0	0-1	5-2-7	5	0	0	2	2	8
New Mexico State*	14	1-1	0-0	3-5	1-2-3	3	0	0	1	2	5
UC Santa Barbara*	25	8-9	2-3	0-1	2-2-4	0	1	0	3	2	18
vs. Santa Clara*	24	5-8	0-0	1-4	2-4-6	2	0	2	2	1	11
at New Mexico State*	30	8-14	0-1	2-3	8-3-11	1	0	5	0	1	18
UC Irvine*	28	3-7	0-2	3-4	3-8-11	3	0	3	2	3	9
Eastern New Mexico*	17	3-4	0-0	1-1	2-5-7	3	0	1	0	1	7
at Colorado State*	30	8-14	1-2	0-3	3-8-11	3	2	1	0	1	17
Wyoming*	26	3-4	0-0	0-2	1-5-6	3	1	0	3	1	6
at UNLV*	29	7-11	0-1	2-2	3-3-6	2	0	2	1	0	16
San Diego State*	31	8-15	0-1	1-10	9-7-16	3	1	1	5	2	17
Utah State*	19	5-6	0-1	2-3	0-5-5	4	0	0	1	1	12
at Air Force*	31	12-15	1-2	0-0	6-7-13	3	0	0	1	0	25
at San Jose State*	31	5-11	0-1	4-5	3-7-10	3	2	2	5	0	14
Nevada*	22	2-3	1-1	0-0	1-4-5	3	0	0	2	0	5
Boise State*	32	3-7	2-2	0-0	6-9-15	2	0	2	4	2	8
at Wyoming*	30	5-11	1-3	0-0	6-7-13	1	1	0	1	2	11
UNLV*	30	3-9	0-1	2-4	6-6-12	4	0	0	5	1	8
at Nevada*	30	5-10	0-1	1-1	3-6-9	4	1	1	1	0	11

\*game started

SEASON NOTES

- Seven-time Mountain West Freshman of the Week (Nov. 20, Nov. 27, Dec. 11, Dec. 26, Jan. 15, Jan. 22, Jan. 29)
- Had 11 points and 13 rebounds at Wyoming (Feb. 6) for UNM freshman record eighth double-double
- Had 23 points (12-15 FGs) and 13 rebounds at Air Force (Jan. 20) for 1st 20 & 10 game by a UNM freshman vs. a MW opponent
- Had 17 points, 16 rebounds (9 offensive - ties UNM freshman record) and five blocks vs. No. 19 San Diego St (Jan. 13)
- Had 17 points and 11 rebounds at No.13 Colorado State (Jan. 2)
- Had 18 points and 11 rebounds (eight offensive) at New Mexico State (Dec.15)
- Scored 18 points (8-9 FG) vs. UC Santa Barbara (Dec. 6)
- Had 13 points, six rebounds, four blocks and three steals vs. Rice (Nov. 22)
- First Lobo in history to post consecutive double-doubles after career-highs of 27 points and 11 rebounds vs. Toledo (Nov. 21)
- Had first career double-double with 15 points and 10 rebounds vs. UT Arlington (Nov. 16)
- Had 11 points and nine rebounds in collegiate debut vs. Texas Southern (Nov. 6)

	2023-24	CAREER	STREAK
Double-Doubles	8	8	-
Double Figure Scoring	16	16	1
20-Point Games	2	2	-
10- Rebound Games	11	11	-

CAREER STATISTICS


Year	G-GS	Min-Avg.	FG-FGA	Pct.	3FG-3FGA	Pct.	FT-FTA	Pct.	Off-Def.	Reb-Avg.	PF-DQ	Ast	TO	Blk	Stl	Pts-Avg
2023-24	25-24	642-25.7	134-215	.623	8-26	.308	35-65	.538	86-134	220-8.8	69-2	15	28	49	28	311-12.4
Conf	12-12	340-28.4	66-116	.569	6-16	.375	12-30	.400	47-74	121-10.1	35-0	8	9	29	10	150-12.5





# #21 SEBASTIAN FORSLING

Junior | Center | 7-0 | 240 | Floda, Sweden | RIG Mark



### Season Highs

Pts	8	vs. Texas Southern (11/6/23)
Reb	3	twice
FG	3	vs. Texas Southern (11/6/23)
FGA	3	vs. Texas Southern (11/6/23)
3FG	--	
3FGA	1	vs. Eastern New Mexico (12/29/23)
FT	2	vs. Texas Southern (11/6/23)
FTA	2	three times
Ast	2	vs. Rice (11/22/23)
Blk	1	vs. New Mexico State (12/2/23)
Stl	--	
Min	14	vs. New Mexico State (12/2/23)

### Career Highs

8	vs. Texas Southern (11/6/23)
10	vs. Northern New Mexico (2/11/22)
3	twice
5	vs. Denver (12/9/21)
1	vs. Nevada (3/9/22)
1	eight times
5	vs. UTSA (12/10/22)
6	vs. UTSA (12/10/22)
2	three times
3	vs. Wyoming (2/15/22)
1	six times
26	at Colorado State (1/19/22)

### MW Career Highs

6	vs. Nevada (3/9/22) <sup>MWT</sup>
8	vs. Boise State (1/15/22)
2	five times
4	vs. Fresno State (1/25/22)
1	vs. Nevada (3/9/22) <sup>MWT</sup>
1	six times
2	vs. Utah State (1/8/22)
4	vs. Utah State (1/8/22)
2	at Utah State (2/22/22)
3	vs. Wyoming (2/15/22)
1	four times
26	at Colorado State (1/19/22)

1.1 PPG | 0.9 RPG | 5.1 MPG

## 2023-24 GAME-BY-GAME

Opponent	MP	FG-A	3G-A	FT-A	O-D-T	PF	A	TO	BS	ST	TP
Texas Southern	11	3-3	0-0	2-2	0-3-3	1	0	0	0	0	8
at Saint Mary's	8	0-0	0-0	0-0	0-1-1	1	1	1	0	0	0
UT Arlington					-DNP-						
vs. Toledo	1	0-0	0-0	0-0	0-0-0	0	0	0	0	0	0
vs. Rice	9	1-1	0-0	0-1	1-1-2	4	2	0	0	0	2
vs. Pepperdine	4	0-0	0-0	0-0	0-0-0	0	1	0	0	0	0
Louisiana Tech					-DNP-						
New Mexico State	14	1-1	0-0	0-0	0-2-2	2	0	2	1	0	2
UC Santa Barbara	2	0-0	0-0	0-0	0-0-0	1	0	0	0	0	0
vs. Santa Clara	5	0-0	0-0	1-2	0-0-0	1	1	0	0	0	1
at New Mexico State	2	0-0	0-0	0-0	0-0-0	1	1	0	0	0	0
UC Irvine	7	0-2	0-0	0-0	1-0-1	2	1	0	0	0	0
Eastern New Mexico	9	0-1	0-1	0-2	1-2-3	2	1	0	0	0	0
at Colorado State					-DNP-						
Wyoming					-DNP-						
at UNLV					-DNP-						
San Diego State	4	1-1	0-0	0-0	0-0-0	0	0	0	0	0	2
Utah State	1	0-0	0-0	0-0	0-0-0	0	0	0	0	0	0
at Air Force	2	0-0	0-0	0-0	0-0-0	1	0	0	0	0	0
at San Jose State	2	1-1	0-0	0-0	0-0-0	0	0	0	0	0	2
Nevada	2	0-0	0-0	0-0	1-1-2	0	0	0	0	0	0
Boise State					-DNP-						
at Wyoming					-DNP-						
UNLV					-DNP-						
at Nevada					-DNP-						

## SEASON NOTES

- Had two points at San Jose State (Jan. 24)
- Scored two points vs. No. 19 San Diego State (Jan. 13)
- Had three rebounds vs. Eastern New Mexico (Dec. 29)
- Had two points and two rebounds vs. New Mexico State (Dec. 2)
- Had two points, two rebounds and two assists vs. Rice (Nov. 22)
- Scored a career-high eight points (3-3 FG) vs. Texas Southern (Nov. 6)
- Averaged 2.5 rebounds per game in the two exhibition wins over CSU Pueblo and NM Highlands

	2023-24	CAREER	STREAK
10-Rebound Games	-	1	-

## CAREER STATISTICS

Year	G-GS	Min-Avg.	FG-FGA	Pct.	3FG-3FGA	Pct.	FT-FTA	Pct.	Off-Def.	Reb-Avg.	PF-DQ	Ast	TO	Blk	Stl	Pts-Avg
2021-22	27-13	391-14.5	24-48	.500	1-7	.143	7-16	.438	34-31	65-2.4	63-2	13	19	9	6	56-2.1
Conf	17-10	277-16.3	12-28	.429	0-5	.000	4-10	.400	21-24	45-2.6	47-1	9	15	7	2	28-1.6
2022-23	21-0	137-6.5	10-14	.714	0-0	.000	12-15	.800	13-20	33-1.6	28-0	4	8	10	4	32-1.5
Conf	9-0	52-5.8	4-5	.800	0-0	.000	0-0	.000	4-6	10-1.1	6-0	1	3	5	2	8-0.9
2023-24	16-0	82-5.1	7-10	.700	0-1	.000	3-7	.429	4-10	14-0.9	16-0	8	3	1	0	17-1.1
Conf	5-0	11-2.2	2-2	1.000	0-0	.000	0-0	.000	1-1	2-0.4	1-0	0	0	0	0	4-0.8
<b>Total</b>	<b>64-13</b>	<b>610-9.5</b>	<b>41-72</b>	<b>.569</b>	<b>1-8</b>	<b>.125</b>	<b>22-38</b>	<b>.579</b>	<b>51-61</b>	<b>112-1.8</b>	<b>107-2</b>	<b>25</b>	<b>30</b>	<b>20</b>	<b>10</b>	<b>105-1.6</b>

Senior | Forward | 6-9 | 225 | Helsinki, Finland | HBA-Marsky [Dayton]



### Season Highs

Pts	13	at Wyoming (2/6/24)
Reb	8	twice
FG	4	seven times
FGA	11	at Wyoming (2/6/24)
3FG	3	twice
3FGA	9	at Wyoming (2/6/24)
FT	6	at UNLV (1/9/24)
FTA	7	at UNLV (1/9/24)
Ast	4	vs. UNLV (2/10/24)
Blk	1	three times
Stl	2	four times
Min	27	at Air Force (1/20/24)

### Career Highs

22	vs. La Salle (12/30/20) <sup>UD</sup>
11	at Duquesne (2/2/21) <sup>UD</sup>
9	vs. La Salle (12/30/20) <sup>UD</sup>
14	twice
4	vs. Massachusetts (2/23/22) <sup>UD</sup>
9	at Wyoming (2/6/24)
8	vs. Southeastern Louisiana (12/3/22) <sup>UD</sup>
10	twice
8	vs. Alcorn State (12/20/22) <sup>UD</sup>
2	at Duquesne (2/2/21) <sup>UD</sup>
3	twice
42	at Rhode Island (2/16/21) <sup>UD</sup>

### MW Career Highs

13	at Wyoming (2/6/24)
8	twice
4	five times
11	at Wyoming (2/6/24)
3	twice
9	at Wyoming (2/6/24)
6	at UNLV (1/9/24)
7	at UNLV (1/9/24)
4	vs. UNLV (2/10/24)
1	vs. San Diego State (1/13/24)
2	twice
27	at Air Force (1/20/24)

6.9 PPG | 3.2 RPG | 18.4 MPG | 82% FT

## 2023-24 GAME-BY-GAME

Opponent	MP	FG-A	3G-A	FT-A	O-D-T	PF	A	TO	BS	ST	TP
Texas Southern*	17	2-6	0-2	0-0	0-1-1	2	0	0	0	0	4
at Saint Mary's*	22	1-4	1-2	2-3	0-2-2	3	0	1	0	1	5
UT Arlington	19	0-2	0-2	0-0	1-3-4	2	0	0	0	0	0
vs. Toledo	18	2-5	0-2	1-2	0-3-3	2	1	3	0	2	5
vs. Rice	14	1-4	0-3	0-0	0-1-1	2	0	0	0	2	2
vs. Pepperdine	11	0-3	0-1	0-0	0-0-0	3	0	1	0	0	0
Louisiana Tech	21	1-9	0-3	1-1	1-2-3	0	0	0	0	1	3
New Mexico State	17	2-4	0-1	3-4	0-1-1	4	1	0	1	0	7
UC Santa Barbara	9	0-6	0-4	0-0	0-2-2	1	0	0	0	0	0
vs. Santa Clara	11	0-2	0-1	2-2	1-0-1	3	2	1	0	1	2
at New Mexico State					-DNP-						
UC Irvine	14	4-7	1-4	2-2	1-3-4	3	0	0	1	0	11
Eastern New Mexico	14	4-6	1-2	2-3	0-2-2	1	1	1	0	0	11
at Colorado State	17	1-4	0-1	0-0	1-2-3	2	0	0	0	1	2
Wyoming	20	4-8	1-2	0-0	0-4-4	0	0	0	0	2	9
at UNLV	21	2-3	0-1	6-7	0-3-3	3	1	1	0	0	10
San Diego State	19	3-4	2-3	4-5	0-4-4	3	0	2	1	0	12
Utah State	17	4-6	2-4	2-2	1-3-4	3	1	0	0	0	12
at Air Force	27	4-10	1-2	2-2	4-4-8	1	3	1	0	2	11
at San Jose State	19	2-3	1-2	2-2	2-3-5	0	0	0	0	0	7
Nevada	21	3-7	2-4	3-3	1-1-2	2	1	1	0	0	11
Boise State	21	2-4	0-2	2-3	1-3-4	3	0	1	0	0	6
at Wyoming	23	4-11	3-9	2-2	1-1-2	4	0	0	0	1	13
UNLV	25	4-9	2-6	0-0	5-3-8	1	4	3	0	0	10
at Nevada	21	4-9	3-6	1-2	2-3-5	2	1	1	0	0	12

\* game started

## SEASON NOTES

- Had 12 points and five rebounds at Nevada (Feb. 13)
- Had 10 points, eight rebounds and four assists vs. UNLV (Feb. 10)
- Had a season-high 13 points at Wyoming (Feb. 6)
- Scored 11 points vs. Nevada (Jan. 28)
- Had 11 points and season-highs of eight rebounds and three assists at Air Force (Jan. 20)
- Had 12 points, along with four rebounds vs. No. 16 Utah State (Jan. 16)
- Had 12 points along with four rebounds vs. No. 19 San Diego State (Jan. 13)
- Scored 10 points at UNLV (Jan. 9)
- Had nine points and four rebounds vs. Wyoming (Jan. 6)
- Had 11 points vs. Eastern New Mexico (Dec. 29)
- Had 11 points and four rebounds vs. UC Irvine (Dec. 20)
- Had seven points vs. New Mexico State (Dec. 2)
- Scored five points vs. Toledo (Nov. 21)
- Had five points at No. 23 Saint Mary's (Nov. 9)
- Scored four points in his UNM debut vs. Texas Southern (Nov. 6)
- Averaged 3.5 points and 2.0 rebounds per game in the two exhibition wins over CSU Pueblo and NM Highlands

	2023-24	CAREER	STREAK
Double-Doubles	-	2	-
Double Figure Scoring	10	46	3
20-Point Games	-	2	-
10-Rebound Games	-	3	-

## CAREER STATISTICS

Year	G-GS	Min-Avg.	FG-FGA	Pct.	3FG-3FGA	Pct.	FT-FTA	Pct.	Off-Def.	Reb-Avg.	PF-DQ	Ast	TO	Blk	Stl	Pts-Avg
2020-21 %	19-15	569-29.9	68-137	.496	26-68	.382	26-34	.765	24-83	107-5.6	45-1	24	31	8	13	188-9.9
Conf	16-14	481-30.1	57-117	.487	24-59	.407	22-29	.759	21-69	90-5.6	35-1	21	26	8	11	160-10.0
2021-22 %	35-1	693-19.8	65-163	.399	28-95	.295	37-51	.725	41-101	142-4.1	57-0	26	37	7	7	195-5.6
Conf	18-1	375-20.8	37-87	.425	14-44	.318	16-24	.667	23-49	72-4.0	27-0	15	16	5	3	104-5.8
2022-23 %	34-19	1006-29.6	103-233	.442	45-123	.366	66-83	.795	40-124	164-4.8	61-0	59	46	10	8	317-9.3
Conf	18-10	513-28.5	55-123	.447	21-54	.389	15-22	.682	15-67	82-4.6	32-0	28	19	9	6	146-8.1
2023-24	24-2	440-18.4	54-136	.397	20-69	.290	37-45	.822	22-54	76-3.2	50-0	16	17	3	13	165-6.9
Conf	12-0	252-21.0	37-78	.474	17-42	.405	24-28	.857	18-34	52-4.3	24-0	11	10	1	6	115-9.6
<b>CAREER</b>	<b>112-37</b>	<b>2705-24.2</b>	<b>290-669</b>	<b>.433</b>	<b>119-355</b>	<b>.335</b>	<b>166-213</b>	<b>.779</b>	<b>127-362</b>	<b>489-4.4</b>	<b>213-1</b>	<b>125</b>	<b>131</b>	<b>28</b>	<b>41</b>	<b>865-7.7</b>

% at Dayton

Senior | Center | 6-10 | 240 | Benin City, Nigeria | NBA Academy Africa [Iona]



### Season Highs

Pts	26	vs. Utah State (1/16/24)
Reb	16	vs. Eastern New Mexico (12/29/23)
FG	11	vs. Utah State (1/16/24)
FGA	12	vs. Utah State (1/16/24)
3FG	--	
3FGA	--	
FT	6	twice
FTA	10	twice
Ast	5	vs. Pepperdine (11/24/23)
Blk	5	twice
Stl	5	at New Mexico State (12/15/23)
Min	34	vs. Utah State (1/16/24)

### Career Highs

28	vs. Harvard (11/13/21) <sup>lona</sup>
17	vs. Manhattan (2/17/23) <sup>lona</sup>
11	three times
16	vs. Marist (3/2/23) <sup>lona</sup>
1	vs. North Alabama (11/20/21) <sup>lona</sup>
1	nine times
10	twice
14	three times
5	twice
6	twice
5	at New Mexico State (12/15/23)
39	vs. Marist (3/11/23) <sup>lona</sup>

### MW Career Highs

26	vs. Utah State (1/16/24)
13	at Nevada (2/13/24)
11	vs. Utah State (1/16/24)
12	vs. Utah State (1/16/24)
--	
--	
6	at San Jose State (1/24/24)
10	at San Jose State (1/24/24)
3	at Colorado State (1/2/24)
5	twice
4	at San Jose State (1/24/24)
34	vs. Utah State (1/16/24)

8.8 PPG | 7.8 RPG | 25.5 MPG | 1.5 BPG

## 2023-24 GAME-BY-GAME

Opponent	MP	FG-A	3G-A	FT-A	O-D-T	PF	A	TO	BS	ST	TP
Texas Southern*	21	3-9	0-0	2-3	3-2-5	2	0	0	0	2	8
at Saint Mary's*	28	5-11	0-0	1-5	6-7-13	3	1	1	1	0	11
UT Arlington*	22	1-2	0-0	3-4	1-4-5	3	0	0	3	0	5
vs. Toledo*	27	3-9	0-0	2-3	4-6-10	3	2	3	0	0	8
vs. Rice*	21	5-9	0-0	0-0	2-5-7	2	1	1	1	0	10
vs. Pepperdine*	29	5-8	0-0	3-6	4-4-8	2	5	1	0	0	13
Louisiana Tech*	29	4-6	0-0	3-5	4-7-11	4	2	1	4	1	11
New Mexico State*	17	1-2	0-0	2-2	1-1-2	2	1	1	1	0	4
UC Santa Barbara*	27	3-5	0-0	0-0	2-6-8	1	0	3	1	1	6
vs. Santa Clara*	18	3-4	0-0	1-2	1-5-6	4	0	1	0	0	7
at New Mexico State*	29	4-7	0-0	2-7	1-5-6	3	0	2	0	5	10
UC Irvine*	31	3-6	0-0	6-8	3-4-7	4	0	1	1	3	12
Eastern New Mexico*	23	5-6	0-0	3-10	4-12-16	2	2	2	3	4	13
at Colorado State*	27	3-5	0-0	1-4	1-1-2	4	3	1	1	1	7
Wyoming*	25	3-11	0-0	4-6	8-1-9	5	1	1	0	3	10
at UNLV*	25	3-7	0-0	0-1	4-5-9	3	2	3	0	0	6
San Diego State*	26	1-3	0-0	0-0	3-5-8	4	0	0	5	1	2
Utah State*	34	11-12	0-0	4-4	0-8-8	4	1	1	5	3	26
at Air Force*	18	2-3	0-0	0-1	1-3-4	2	0	3	3	0	4
at San Jose State*	27	2-3	0-0	6-10	2-5-7	2	1	1	0	4	10
Nevada*	27	6-8	0-0	0-1	2-8-10	2	1	2	2	0	12
Boise State*	27	1-2	0-0	2-2	1-3-4	3	2	0	2	0	4
at Wyoming*	25	2-4	0-0	4-5	3-7-10	1	1	4	1	0	8
UNLV*	25	1-2	0-0	0-2	2-5-7	3	0	3	3	1	2
at Nevada*	29	5-7	0-0	1-2	3-10-13	3	1	2	0	2	11

\* game started

## SEASON NOTES

- Double-double with 11 points (5-7 FG) and 13 rebounds at Nevada (Feb. 13)
- Double-double with 12 points (6-8 FG) and 10 rebounds vs. Nevada (Jan. 28)
- Had 10 points, seven rebounds and four steals at San Jose State (Jan. 24)
- Season-high 26 points (11-12 FG) to go with eight rebounds and five blocks vs. No. 16 Utah State (Jan. 16)
- Had eight rebounds and five blocks vs. No. 19 San Diego State (Jan. 13)
- Had 13 points, a season-high 16 rebounds to go with three blocks and four steals vs. Eastern New Mexico (Dec. 29)
- Had 12 points, seven rebounds and three steals vs. UC Irvine (Dec. 20)
- Had 10 points, six rebounds and a career-high five steals at New Mexico State (Dec. 15)
- Double-double (11 pts, 11 rebs) and four blocks vs. Louisiana Tech (Nov. 29)
- Had 13 points, eight rebounds and tied a career high with five assists vs. Pepperdine (Nov. 24)
- Had 10 points and seven rebounds vs. Rice (Nov. 22)
- Had 11 points and 13 rebounds at No. 23 Saint Mary's for first double-double as a Lobo (Nov. 9)

	2023-24	CAREER	STREAK
Double-Doubles	5	39	1
Double Figure Scoring	11	79	1
20-Point Games	1	9	-
10-Rebound Games	7	44	1

## CAREER STATISTICS

Year	G-GS	Min-Avg.	FG-FGA	Pct.	3FG-3FGA	Pct.	FT-FTA	Pct.	Off-Def.	Reb-Avg.	PF-DQ	Ast	TO	Blk	Stl	Pts-Avg
2020-21	% 18-16	499-27.7	81-136	.596	0-1	.000	37-58	.638	51-84	135-7.5	60-4	24	41	29	11	199-11.1
Conf	9-9	232-25.8	44-70	.629	0-1	.000	20-31	.645	23-36	59-6.6	34-3	8	25	14	3	108-12.0
2021-22	% 33-32	939-28.5	160-292	.548	1-3	.333	109-166	.657	108-164	272-8.2	76-0	49	69	62	36	430-13.0
Conf	20-19	540-27.0	92-160	.575	0-2	.000	58-92	.630	60-97	157-7.9	42-0	28	43	36	24	242-12.1
2022-23	% 35-34	1112-31.8	192-349	.550	0-5	.000	136-218	.624	124-202	326-9.3	96-2	39	66	52	42	520-14.9
Conf	20-20	633-31.7	104-200	.520	0-4	.000	90-147	.612	79-130	209-10.5	51-2	21	41	27	22	298-14.9
2023-24	25-25	638-25.5	85-151	.563	0-0	.000	50-93	.538	66-129	195-7.8	71-1	27	38	37	31	220-8.8
Conf	12-12	316-26.3	40-67	.597	0-0	.000	22-38	.579	30-61	91-7.6	36-1	13	21	22	15	102-8.5
<b>CAREER</b>	<b>111-107</b>	<b>3188-28.7</b>	<b>518-928</b>	<b>.558</b>	<b>1-9</b>	<b>.111</b>	<b>332-535</b>	<b>.621</b>	<b>349-579</b>	<b>928-8.4</b>	<b>303-7</b>	<b>139</b>	<b>214</b>	<b>180</b>	<b>120</b>	<b>1369-12.3</b>

% at Iona



**2023-24 New Mexico Men's Basketball  
Extended Season Box Score  
All games**

**Game Records**

Record	Overall	Home	Away	Neutral
ALL GAMES	20-5	11-2	5-3	4-0
CONFERENCE	8-4	4-2	4-2	0-0
NON-CONFERENCE	12-1	7-0	1-1	4-0

**Team Box Score Extended**

No.	Player	GP-GS	MIN	AVG	Total			3-Point			F-Throw			Rebounds			PF	DQ	A	A/G	TO	TO/G	A/TO	BLK	BLK/G	STL	STL/G	PTS	AVG
					FG-FGA	FG%	3FG-3FGA	3FG%	FT-FTA	FT%	OFF	DEF	TOT	AVG	OFF	DEF													
10	HOUSE, Jaelen	20-20	573:22	28.7	100-262	.382	42-116	.362	70-79	.886	13	50	63	3.2	65	1	76	3.80	33	1.65	2.30	3	0.15	50	2.50	312	15.6		
2	DENT, Donovan	24-24	765:38	31.9	149-280	.532	13-34	.382	63-96	.656	6	55	61	2.5	45	0	138	5.75	51	2.13	2.71	17	0.71	38	1.58	374	15.6		
5	MASHBURN, JR., Jamal	18-18	550:54	30.6	91-241	.378	26-78	.333	68-82	.829	3	35	38	2.1	22	0	29	1.61	24	1.33	1.21	1	0.06	5	0.28	276	15.3		
15	TOPPIN, JT	25-24	642:15	25.7	134-215	.623	8-26	.308	35-65	.538	86	134	220	8.8	69	2	15	0.60	28	1.12	0.54	49	1.96	28	1.12	311	12.4		
23	JOSEPH, Nelly	25-25	637:46	25.5	85-151	.563	0-0	.000	50-93	.538	66	129	195	7.8	71	1	27	1.08	38	1.52	0.71	37	1.48	31	1.24	220	8.8		
3	WASHINGTON, Tru	24-1	456:34	19.0	71-149	.477	16-49	.327	33-47	.702	21	65	86	3.6	47	0	32	1.33	30	1.25	1.07	6	0.25	42	1.75	191	8.0		
22	AMZIL, Mustapha	24-2	440:25	18.4	54-136	.397	20-69	.290	37-45	.822	22	54	76	3.2	50	0	16	0.67	17	0.71	0.94	3	0.13	13	0.54	165	6.9		
0	BAKER JR., Jemarl	24-11	427:18	17.8	42-91	.462	31-70	.443	7-10	.700	1	30	31	1.3	25	0	32	1.33	5	0.21	6.40	1	0.04	10	0.42	122	5.1		
1	APPELLHANS, Braden	13-0	86:21	6.6	13-30	.433	10-23	.435	4-4	1.000	1	8	9	0.7	7	0	5	0.38	5	0.38	1.00	1	0.08	4	0.31	40	3.1		
11	WEBB, Quinton	15-0	149:14	9.9	15-30	.500	5-17	.294	1-4	.250	5	20	25	1.7	23	0	1	0.07	5	0.33	0.20	1	0.07	10	0.67	36	2.4		
12	MUSHILA, Isaac	19-0	188:18	9.9	9-32	.281	3-11	.273	17-26	.654	22	38	60	3.2	17	0	7	0.37	9	0.47	0.78	2	0.11	5	0.26	38	2.0		
21	FORSLING, Sebastian	16-0	81:54	5.1	7-10	.700	0-1	.000	3-7	.429	4	10	14	0.9	16	0	8	0.50	3	0.19	2.67	1	0.06	0	0.00	17	1.1		
<b>Total</b>		<b>25</b>	<b>5000</b>		<b>770-1627</b>	<b>.473</b>	<b>174-494</b>	<b>.352</b>	<b>388-558</b>	<b>.695</b>	<b>305</b>	<b>674</b>	<b>979</b>	<b>39.2</b>	<b>457</b>	<b>4</b>	<b>386</b>	<b>15.44</b>	<b>253</b>	<b>10.12</b>	<b>1.53</b>	<b>122</b>	<b>4.88</b>	<b>236</b>	<b>9.44</b>	<b>2102</b>	<b>84.1</b>		
<b>Opponents</b>		<b>25</b>	<b>5000</b>		<b>622-1466</b>	<b>.424</b>	<b>156-512</b>	<b>.305</b>	<b>365-511</b>	<b>.714</b>	<b>246</b>	<b>632</b>	<b>878</b>	<b>35.1</b>	<b>457</b>	<b>8</b>	<b>333</b>	<b>13.32</b>	<b>375</b>	<b>15.00</b>	<b>0.89</b>	<b>104</b>	<b>4.16</b>	<b>142</b>	<b>5.68</b>	<b>1765</b>	<b>70.6</b>		

**Score by Periods**

Team	1st	2nd	OT	TOT
New Mexico	1031	1071	0	2102
Opponents	786	979	0	1765



**2023-24 New Mexico Men's Basketball  
Team Game-by-Game  
All games**

Opponent	Date	Score	W	Total		3-Pointers		Free throws		Rebounds				Other Stats						
				FG-FGA	PCT	3FG-3FGA	PCT	FT-FTA	PCT	OFF	DEF	TOT	AVG	PF	A	TO	BLK	STL	PTS	AVG
Texas Southern	11/06/2023	92-55	W	30-67	.448	10-23	.435	22-27	.815	13	40	53	53.0	17	20	9	5	9	92	92.0
at Saint Mary's (CA)	11/09/2023	58-72	L	23-62	.371	4-12	.333	8-15	.533	14	23	37	45.0	21	10	13	2	8	58	75.0
UT Arlington	11/16/2023	82-80	W	30-69	.435	4-19	.211	18-26	.692	14	22	36	42.0	18	8	8	6	4	82	77.3
vs Toledo	11/21/2023	92-84	W	34-68	.500	3-13	.231	21-27	.778	15	28	43	42.3	19	20	15	2	8	92	81.0
vs Rice	11/22/2023	90-56	W	36-71	.507	5-18	.278	13-15	.867	11	31	42	42.2	16	18	7	5	7	90	82.8
vs Pepperdine	11/24/2023	90-71	W	34-60	.567	5-14	.357	17-30	.567	8	32	40	41.8	14	19	11	3	9	90	84.0
Louisiana Tech	11/29/2023	74-65	W	25-66	.379	9-24	.375	15-22	.682	15	32	47	42.6	20	16	9	8	8	74	82.6
New Mexico St.	12/02/2023	106-62	W	32-53	.604	14-25	.560	28-41	.683	9	22	31	41.1	24	24	7	5	10	106	85.5
UC Santa Barbara	12/06/2023	84-61	W	35-68	.515	7-22	.318	7-10	.700	11	30	41	41.1	17	19	13	6	13	84	85.3
vs Santa Clara	12/09/2023	93-76	W	33-64	.516	4-16	.250	23-33	.697	15	22	37	40.7	25	12	15	2	18	93	86.1
at New Mexico St.	12/15/2023	73-72	W	28-64	.438	6-14	.429	11-22	.500	16	21	37	40.4	17	15	16	1	14	73	84.9
UC Irvine	12/20/2023	78-65	W	26-66	.394	5-19	.263	21-28	.750	13	29	42	40.5	19	10	9	5	9	78	84.3
Eastern N.M.	12/29/2023	87-54	W	33-74	.446	11-32	.344	10-23	.435	14	38	52	41.4	18	18	6	5	13	87	84.5
at Colorado St.	01/02/2024	68-76	L	28-60	.467	8-17	.471	4-11	.364	7	22	29	40.5	20	18	11	2	10	68	83.4
Wyoming	01/06/2024	77-60	W	30-69	.435	3-13	.231	14-22	.636	13	21	34	40.1	19	12	6	4	16	77	82.9
at UNLV	01/09/2024	73-83	L	27-55	.491	2-11	.182	17-20	.850	10	24	34	39.7	19	16	16	1	5	73	82.3
San Diego St.	01/13/2024	88-70	W	30-68	.441	7-24	.292	21-31	.677	14	33	47	40.1	18	12	10	14	8	88	82.6
Utah St.	01/16/2024	99-86	W	39-68	.574	5-19	.263	16-17	.941	5	27	32	39.7	22	21	7	10	12	99	83.6
at Air Force	01/20/2024	85-66	W	35-64	.547	4-19	.211	11-14	.786	13	23	36	39.5	17	11	14	6	11	85	83.6
at San Jose St.	01/24/2024	95-75	W	34-67	.507	10-19	.526	17-26	.654	14	21	35	39.3	9	15	6	5	11	95	84.2
Nevada	01/28/2024	89-55	W	34-58	.586	11-22	.500	10-14	.714	6	27	33	39.0	16	18	10	6	9	89	84.4
Boise St.	01/31/2024	78-86	L	27-66	.409	7-25	.280	17-19	.895	11	22	33	38.7	17	9	7	6	4	78	84.1
at Wyoming	02/06/2024	91-73	W	32-71	.451	13-35	.371	14-18	.778	13	38	51	39.2	15	16	11	3	7	91	84.4
UNLV	02/10/2024	77-80	L	23-65	.354	8-20	.400	23-30	.767	18	23	41	39.3	20	10	10	9	6	77	84.1
at Nevada	02/13/2024	83-82	W	32-64	.500	9-19	.474	10-17	.588	13	23	36	39.2	20	19	7	1	7	83	84.1
<b>Total</b>		<b>2102</b>		<b>770-1627</b>	<b>.473</b>	<b>174-494</b>	<b>.352</b>	<b>388-558</b>	<b>.695</b>	<b>305</b>	<b>674</b>	<b>979</b>	<b>39.2</b>	<b>457</b>	<b>386</b>	<b>253</b>	<b>122</b>	<b>236</b>	<b>2102</b>	<b>84.1</b>
Opponents		1765		622-1466	.424	156-512	.305	365-511	.714	246	632	878	35.1	457	333	375	104	142	1765	70.6

**New Mexico Averages**

Games Played	Points/game	FG Pct	3FG Pct	FT Pct	Rebounds/game	Assists/game	Turnovers/game	Assist/Turnover ratio	Steals/game	Blocks/game
25	84.1	47.3	35.2	69.5	39.2	15.4	10.1	1.5	9.4	4.9



**2023-24 New Mexico Men's Basketball  
Opponents Game-by-Game  
All games**

Opponent	Date	Score	W	Total		3-Pointers		Free throws		Rebounds				PF	A	TO	BLK	STL	PTS	AVG
				FG-FGA	PCT	3FG-3FGA	PCT	FT-FTA	PCT	OFF	DEF	TOT	AVG							
Texas Southern	11/06/2023	92-55	W	20-68	.294	5-24	.208	10-19	.526	11	26	37	37.0	20	9	12	9	5	55	55.0
at Saint Mary's (CA)	11/09/2023	58-72	L	25-55	.455	6-17	.353	16-25	.640	14	27	41	39.0	18	13	13	6	8	72	63.5
UT Arlington	11/16/2023	82-80	W	30-65	.462	5-23	.217	15-20	.750	15	30	45	41.0	24	11	14	2	3	80	69.0
vs Toledo	11/21/2023	92-84	W	29-57	.509	8-18	.444	18-24	.750	2	23	25	37.0	25	18	17	3	6	84	72.8
vs Rice	11/22/2023	90-56	W	18-53	.340	7-28	.250	13-18	.722	5	25	30	35.6	13	11	17	3	5	56	69.4
vs Pepperdine	11/24/2023	90-71	W	25-64	.391	12-24	.500	9-11	.818	8	24	32	35.0	19	16	15	0	8	71	69.7
Louisiana Tech	11/29/2023	74-65	W	21-59	.356	8-19	.421	15-21	.714	10	29	39	35.6	19	8	11	6	5	65	69.0
New Mexico St.	12/02/2023	106-62	W	19-48	.396	3-18	.167	21-28	.750	11	22	33	35.3	29	8	17	3	5	62	68.1
UC Santa Barbara	12/06/2023	84-61	W	21-58	.362	3-17	.176	16-19	.842	9	24	33	35.0	12	11	19	3	4	61	67.3
vs Santa Clara	12/09/2023	93-76	W	22-51	.431	6-17	.353	26-30	.867	9	22	31	34.6	23	16	26	4	5	76	68.2
at New Mexico St.	12/15/2023	73-72	W	25-51	.490	9-20	.450	13-19	.684	9	21	30	34.2	19	10	21	4	10	72	68.5
UC Irvine	12/20/2023	78-65	W	22-58	.379	6-22	.273	15-22	.682	10	32	42	34.8	20	16	15	7	6	65	68.3
Eastern N.M.	12/29/2023	87-54	W	21-61	.344	3-19	.158	9-21	.429	10	32	42	35.4	20	11	15	3	4	54	67.2
at Colorado St.	01/02/2024	68-76	L	26-53	.491	6-19	.316	18-21	.857	8	30	38	35.6	14	14	15	6	10	76	67.8
Wyoming	01/06/2024	77-60	W	21-51	.412	4-21	.190	14-19	.737	12	27	39	35.8	17	9	23	3	3	60	67.3
at UNLV	01/09/2024	73-83	L	29-58	.500	10-22	.455	15-19	.789	5	19	24	35.1	18	20	10	6	8	83	68.3
San Diego St.	01/13/2024	88-70	W	26-64	.406	7-22	.318	11-20	.550	8	29	37	35.2	22	15	13	1	6	70	68.4
Utah St.	01/16/2024	99-86	W	30-68	.441	4-17	.235	22-30	.733	17	23	40	35.4	14	14	14	6	2	86	69.3
at Air Force	01/20/2024	85-66	W	25-53	.472	7-22	.318	9-19	.474	9	19	28	35.1	15	21	18	2	9	66	69.2
at San Jose St.	01/24/2024	95-75	W	30-63	.476	10-27	.370	5-5	1.000	12	22	34	35.0	14	19	18	9	3	75	69.5
Nevada	01/28/2024	89-55	W	19-56	.339	4-17	.235	13-18	.722	12	20	32	34.9	15	9	15	4	4	55	68.8
Boise St.	01/31/2024	78-86	L	32-66	.485	9-27	.333	13-17	.765	13	28	41	35.1	16	14	11	6	7	86	69.5
at Wyoming	02/06/2024	91-73	W	27-67	.403	6-26	.231	13-19	.684	6	29	35	35.1	14	11	8	0	7	73	69.7
UNLV	02/10/2024	77-80	L	30-61	.492	2-8	.250	18-25	.720	12	27	39	35.3	24	8	11	6	4	80	70.1
at Nevada	02/13/2024	83-82	W	29-58	.500	6-18	.333	18-22	.818	9	22	31	35.1	13	21	7	2	5	82	70.6
<b>Total</b>		<b>1765</b>		<b>622-1466</b>	<b>.424</b>	<b>156-512</b>	<b>.305</b>	<b>365-511</b>	<b>.714</b>	<b>246</b>	<b>632</b>	<b>878</b>	<b>35.1</b>	<b>457</b>	<b>333</b>	<b>375</b>	<b>104</b>	<b>142</b>	<b>1765</b>	<b>70.6</b>
New Mexico		2102		770-1627	.473	174-494	.352	388-558	.695	305	674	979	39.2	457	386	253	122	236	2102	84.1

**Opponents Averages**

Games Played	Points/game	FG Pct	3FG Pct	FT Pct	Rebounds/game	Assists/game	Turnovers/game	Assist/Turnover ratio	Steals/game	Blocks/game
25	70.6	42.4	30.5	71.4	35.1	13.3	15.0	0.9	5.7	4.2



**2023-24 New Mexico Men's Basketball**  
**Points-rebounds-assists**  
**All games**

Opponent	Date	Score	0	1	2	3	5	10	11	12	15	21	22
			BAKER JR.,	APPELHANS,	DENT,DONOV	WASHINGTON	WASHBURN,	HOUSE,JAEL	WEBB,QUINT	MUSHILA,IS	TOPPIN,JT	FORSLING,S	SAMZIL,MUST
Texas Southern	11/06/2023	92-55	W	5-2-2	11-3-0	12-4-6	6-6-2	15-3-5	8-2-4	4-4-0	11-9-0	8-3-0	4-1-0
at Saint Mary's (CA)	11/09/2023	58-72	L	2-3-2	0-0-0	15-2-5	5-2-1	7-2-0	DNP	5-1-0	8-6-0	0-1-1	5-2-0
UT Arlington	11/16/2023	82-80	W	3-1-2	DNP	25-2-5	5-3-0	29-1-1	DNP	0-1-0	15-10-0	DNP	0-4-0
vs Toledo	11/21/2023	92-84	W	0-3-2	DNP	17-3-7	8-2-2	27-1-1	DNP	0-2-1	27-11-3	0-0-0	5-3-1
vs Rice	11/22/2023	90-56	W	6-3-2	0-0-0	18-3-11	14-6-0	13-3-1	DNP	7-2-0	13-6-1	2-2-2	2-1-0
vs Pepperdine	11/24/2023	90-71	W	14-3-2	2-0-0	24-1-7	19-12-0	DNP	DNP	5-3-0	11-8-2	0-0-1	0-0-0
Louisiana Tech	11/29/2023	74-65	W	18-3-2	0-1-1	8-5-4	10-4-3	DNP	0-2-0	0-2-0	8-7-0	DNP	3-3-0
New Mexico St.	12/02/2023	106-62	W	6-0-2	8-0-0	12-1-10	21-5-6	DNP	7-3-0	6-6-0	5-3-0	2-2-0	7-1-1
UC Santa Barbara	12/06/2023	84-61	W	8-1-2	3-1-0	23-1-8	17-6-4	DNP	4-3-0	0-9-0	18-4-1	0-0-0	0-2-0
vs Santa Clara	12/09/2023	93-76	W	17-0-1	0-0-0	22-6-4	11-4-1	DNP	2-1-0	11-7-0	11-6-0	1-0-1	2-1-2
at New Mexico St.	12/15/2023	73-72	W	3-4-2	DNP	14-4-6	5-1-2	DNP	0-0-0	9-6-1	18-11-0	0-0-1	DNP
UC Irvine	12/20/2023	78-65	W	6-0-1	2-0-1	12-4-1	6-5-1	DNP	0-0-0	DNP	9-11-0	0-1-1	11-4-0
Eastern N.M.	12/29/2023	87-54	W	2-2-5	14-2-3	DNP	DNP	17-1-0	0-3-0	1-7-1	7-7-0	0-3-1	11-2-1
at Colorado St.	01/02/2024	68-76	L	5-2-1	0-0-0	10-3-9	0-0-0	13-1-2	DNP	0-0-0	17-11-2	DNP	2-3-0
Wyoming	01/06/2024	77-60	W	1-0-0	DNP	21-1-4	8-2-1	12-2-0	DNP	0-4-0	6-6-1	DNP	9-4-0
at UNLV	01/09/2024	73-83	L	0-1-1	DNP	3-2-4	9-3-0	13-4-2	DNP	0-0-0	16-6-0	DNP	10-3-1
San Diego St.	01/13/2024	88-70	W	0-0-0	DNP	6-4-4	4-3-0	19-4-2	0-0-0	0-0-0	17-16-1	2-0-0	12-4-0
Utah St.	01/16/2024	99-86	W	DNP	DNP	15-3-14	6-3-0	10-1-4	DNP	4-3-0	12-5-0	0-0-0	12-4-1
at Air Force	01/20/2024	85-66	W	0-0-1	0-0-0	10-1-2	11-5-2	13-2-0	2-0-0	0-1-0	25-13-0	0-0-0	11-8-3
at San Jose St.	01/24/2024	95-75	W	5-0-0	DNP	17-0-6	5-1-0	17-4-2	DNP	DNP	14-10-2	2-0-0	7-5-0
Nevada	01/28/2024	89-55	W	6-0-0	0-2-0	11-2-4	9-3-2	14-3-3	DNP	DNP	5-5-0	0-2-0	11-2-1
Boise St.	01/31/2024	78-86	L	3-0-0	DNP	31-1-2	0-0-0	14-0-2	DNP	DNP	8-15-0	DNP	6-4-0
at Wyoming	02/06/2024	91-73	W	6-1-1	DNP	19-6-7	2-1-0	15-3-2	DNP	DNP	11-13-1	DNP	13-2-0
UNLV	02/10/2024	77-80	L	0-0-0	DNP	20-2-1	6-6-2	11-3-1	DNP	DNP	8-12-0	DNP	10-8-4
at Nevada	02/13/2024	83-82	W	6-2-1	DNP	9-0-7	4-3-3	17-0-1	DNP	DNP	11-9-1	DNP	12-5-1



**2023-24 New Mexico Men's Basketball**  
**Points-rebounds-assists**  
**All games**

Opponent	Date	Score	23 JOSEPH,NEL
Texas Southern	11/06/2023	92-55	W 8-5-0
at Saint Mary's (CA)	11/09/2023	58-72	L 11-13-1
UT Arlington	11/16/2023	82-80	W 5-5-0
vs Toledo	11/21/2023	92-84	W 8-10-2
vs Rice	11/22/2023	90-56	W 10-7-1
vs Pepperdine	11/24/2023	90-71	W 13-8-5
Louisiana Tech	11/29/2023	74-65	W 11-11-2
New Mexico St.	12/02/2023	106-62	W 4-2-1
UC Santa Barbara	12/06/2023	84-61	W 6-8-0
vs Santa Clara	12/09/2023	93-76	W 7-6-0
at New Mexico St.	12/15/2023	73-72	W 10-6-0
UC Irvine	12/20/2023	78-65	W 12-7-0
Eastern N.M.	12/29/2023	87-54	W 13-16-2
at Colorado St.	01/02/2024	68-76	L 7-2-3
Wyoming	01/06/2024	77-60	W 10-9-1
at UNLV	01/09/2024	73-83	L 6-9-2
San Diego St.	01/13/2024	88-70	W 2-8-0
Utah St.	01/16/2024	99-86	W 26-8-1
at Air Force	01/20/2024	85-66	W 4-4-0
at San Jose St.	01/24/2024	95-75	W 10-7-1
Nevada	01/28/2024	89-55	W 12-10-1
Boise St.	01/31/2024	78-86	L 4-4-2
at Wyoming	02/06/2024	91-73	W 8-10-1
UNLV	02/10/2024	77-80	L 2-7-0
at Nevada	02/13/2024	83-82	W 11-13-1





## 2023-24 New Mexico Men's Basketball Combined Team Statistics In Conference games

### Game Records

Record	Overall	Home	Away	Neutral
ALL GAMES	8-4	4-2	4-2	0-0
CONFERENCE	8-4	4-2	4-2	0-0
NON-CONFERENCE	0-0	0-0	0-0	0-0

### Score by Periods

Team	1st	2nd	OT	TOT
New Mexico	490	513	0	1003
Opponents	391	501	0	892

### Team Box Score

No.	Player				Total		3-Point		F-Throw		Rebounds											
		GP-GS	MIN	AVG	FG-FGA	FG%	3FG-3FGA	3FG%	FT-FTA	FT%	OFF	DEF	TOT	AVG	PF	DQ	A	TO	BLK	STL	PTS	AVG
10	HOUSE, Jaelen	12-12	354:19	29.5	63-158	.399	27-75	.360	37-41	.902	8	32	40	3.3	41	1	44	22	1	28	190	15.8
2	DENT, Donovan	12-12	389:27	32.5	68-125	.544	7-18	.389	29-43	.674	1	24	25	2.1	26	0	64	20	9	16	172	14.3
5	MASHBURN, JR., Jamal	12-12	370:34	30.9	57-142	.401	16-48	.333	38-44	.864	3	24	27	2.3	19	0	21	15	0	4	168	14.0
15	TOPPIN, JT	12-12	340:19	28.4	66-116	.569	6-16	.375	12-30	.400	47	74	121	10.1	35	0	8	9	29	10	150	12.5
22	AMZIL, Mustapha	12-0	252:02	21.0	37-78	.474	17-42	.405	24-28	.857	18	34	52	4.3	24	0	11	10	1	6	115	9.6
23	JOSEPH, Nelly	12-12	316:08	26.3	40-67	.597	0-0	.000	22-38	.579	30	61	91	7.6	36	1	13	21	22	15	102	8.5
3	WASHINGTON, Tru	12-0	183:52	15.3	26-59	.441	5-23	.217	7-9	.778	8	22	30	2.5	20	0	10	9	4	23	64	5.3
0	BAKER JR., Jemarl	11-0	131:12	11.9	11-23	.478	9-18	.500	1-2	.500	0	6	6	0.5	6	0	5	1	0	4	32	2.9
11	WEBB, Quinton	2-0	03:28	1.7	1-1	1.000	0-0	.000	0-0	.000	0	0	0	0.0	0	0	0	0	0	0	2	1.0
21	FORSLING, Sebastian	5-0	10:54	2.2	2-2	1.000	0-0	.000	0-0	.000	1	1	2	0.4	1	0	0	0	0	0	4	0.8
12	MUSHILA, Isaac	8-0	40:28	5.1	0-3	.000	0-2	.000	4-4	1.000	3	7	10	1.3	3	0	1	5	1	0	4	0.5
1	APPELHANS, Braden	3-0	07:17	2.4	0-1	.000	0-1	.000	0-0	.000	0	2	2	0.7	1	0	0	0	0	0	0	0.0
Team											18	17	35					3				
<b>Total</b>		<b>12</b>	<b>2400</b>		<b>371-775</b>	<b>.479</b>	<b>87-243</b>	<b>.358</b>	<b>174-239</b>	<b>.728</b>	<b>137</b>	<b>304</b>	<b>441</b>	<b>36.8</b>	<b>212</b>	<b>2</b>	<b>177</b>	<b>115</b>	<b>67</b>	<b>106</b>	<b>1003</b>	<b>83.6</b>
<b>Opponents</b>		<b>12</b>	<b>2400</b>		<b>324-718</b>	<b>.451</b>	<b>75-246</b>	<b>.305</b>	<b>169-234</b>	<b>.722</b>	<b>123</b>	<b>295</b>	<b>418</b>	<b>34.8</b>	<b>196</b>	<b>2</b>	<b>175</b>	<b>163</b>	<b>51</b>	<b>68</b>	<b>892</b>	<b>74.3</b>

### Team Statistics

	UNM	OPP
<b>Scoring</b>	<b>1003</b>	<b>892</b>
Points per game	83.6	74.3
Scoring margin	+9.3	-
<b>Field goals-att</b>	<b>371-775</b>	<b>324-718</b>
Field goal pct	.479	.451
<b>3 point fg-att</b>	<b>87-243</b>	<b>75-246</b>
3-point FG pct	.358	.305
3-pt FG made per game	7.3	6.3
<b>Free throws-att</b>	<b>174-239</b>	<b>169-234</b>
Free throw pct	.728	.722
F-Throws made per game	14.5	14.1
<b>Rebounds</b>	<b>441</b>	<b>418</b>
Rebounds per game	36.8	34.8
Rebounding margin	+1.9	-
<b>Assists</b>	<b>177</b>	<b>175</b>
Assists per game	14.8	14.6
<b>Turnovers</b>	<b>115</b>	<b>163</b>
Turnovers per game	9.6	13.6
Turnover margin	+4.0	-
Assist/turnover ratio	1.5	1.1
<b>Steals</b>	<b>106</b>	<b>68</b>
Steals per game	8.8	5.7
<b>Blocks</b>	<b>67</b>	<b>51</b>
Blocks per game	5.6	4.3
<b>Winning streak</b>	<b>1</b>	<b>-</b>
Home win streak	0	-
<b>Attendance</b>	<b>84849</b>	<b>28806</b>
Home games-Avg/Game	6-14142	6-4801
Neutral site-Avg/Game	-	0-0

### Team Results

Date	Opponent		Score	Att.
01/02/2024	at Colorado St.	L	68-76	5165
01/06/2024	Wyoming	W	77-60	12611
01/09/2024	at UNLV	L	73-83	5760
01/13/2024	San Diego St.	W	88-70	15437
01/16/2024	Utah St.	W	99-86	13106
01/20/2024	at Air Force	W	85-66	2785
01/24/2024	at San Jose St.	W	95-75	3118
01/28/2024	Nevada	W	89-55	15021
01/31/2024	Boise St.	L	78-86	13239
02/06/2024	at Wyoming	W	91-73	3685
02/10/2024	UNLV	L	77-80	15435
02/13/2024	at Nevada	W	83-82	8293



## 2023-24 New Mexico Men's Basketball Combined Team Statistics All games

### Game Records

Record	Overall	Home	Away	Neutral
ALL GAMES	20-5	11-2	5-3	4-0
CONFERENCE	8-4	4-2	4-2	0-0
NON-CONFERENCE	12-1	7-0	1-1	4-0

### Score by Periods

Team	1st	2nd	OT	TOT
New Mexico	1031	1071	0	2102
Opponents	786	979	0	1765

### Team Box Score

No.	Player				Total		3-Point		F-Throw		Rebounds											
		GP-GS	MIN	AVG	FG-FGA	FG%	3FG-3FGA	3FG%	FT-FTA	FT%	OFF	DEF	TOT	AVG	PF	DQ	A	TO	BLK	STL	PTS	AVG
10	HOUSE, Jaelen	20-20	573:22	28.7	100-262	.382	42-116	.362	70-79	.886	13	50	63	3.2	65	1	76	33	3	50	312	15.6
2	DENT, Donovan	24-24	765:38	31.9	149-280	.532	13-34	.382	63-96	.656	6	55	61	2.5	45	0	138	51	17	38	374	15.6
5	MASHBURN, JR., Jamal	18-18	550:54	30.6	91-241	.378	26-78	.333	68-82	.829	3	35	38	2.1	22	0	29	24	1	5	276	15.3
15	TOPPIN, JT	25-24	642:15	25.7	134-215	.623	8-26	.308	35-65	.538	86	134	220	8.8	69	2	15	28	49	28	311	12.4
23	JOSEPH, Nelly	25-25	637:46	25.5	85-151	.563	0-0	.000	50-93	.538	66	129	195	7.8	71	1	27	38	37	31	220	8.8
3	WASHINGTON, Tru	24-1	456:34	19.0	71-149	.477	16-49	.327	33-47	.702	21	65	86	3.6	47	0	32	30	6	42	191	8.0
22	AMZIL, Mustapha	24-2	440:25	18.4	54-136	.397	20-69	.290	37-45	.822	22	54	76	3.2	50	0	16	17	3	13	165	6.9
0	BAKER JR., Jemarl	24-11	427:18	17.8	42-91	.462	31-70	.443	7-10	.700	1	30	31	1.3	25	0	32	5	1	10	122	5.1
1	APPELHANS, Braden	13-0	86:21	6.6	13-30	.433	10-23	.435	4-4	1.000	1	8	9	0.7	7	0	5	5	1	4	40	3.1
11	WEBB, Quinton	15-0	149:14	9.9	15-30	.500	5-17	.294	1-4	.250	5	20	25	1.7	23	0	1	5	1	10	36	2.4
12	MUSHILA, Isaac	19-0	188:18	9.9	9-32	.281	3-11	.273	17-26	.654	22	38	60	3.2	17	0	7	9	2	5	38	2.0
21	FORSLING, Sebastian	16-0	81:54	5.1	7-10	.700	0-1	.000	3-7	.429	4	10	14	0.9	16	0	8	3	1	0	17	1.1
Team											55	46	101					5				
<b>Total</b>		<b>25</b>	<b>5000</b>		<b>770-1627</b>	<b>.473</b>	<b>174-494</b>	<b>.352</b>	<b>388-558</b>	<b>.695</b>	<b>305</b>	<b>674</b>	<b>979</b>	<b>39.2</b>	<b>457</b>	<b>4</b>	<b>386</b>	<b>253</b>	<b>122</b>	<b>236</b>	<b>2102</b>	<b>84.1</b>
<b>Opponents</b>		<b>25</b>	<b>5000</b>		<b>622-1466</b>	<b>.424</b>	<b>156-512</b>	<b>.305</b>	<b>365-511</b>	<b>.714</b>	<b>246</b>	<b>632</b>	<b>878</b>	<b>35.1</b>	<b>457</b>	<b>8</b>	<b>333</b>	<b>375</b>	<b>104</b>	<b>142</b>	<b>1765</b>	<b>70.6</b>

### Team Statistics

	UNM	OPP
<b>Scoring</b>	<b>2102</b>	<b>1765</b>
Points per game	84.1	70.6
Scoring margin	+13.5	-
<b>Field goals-att</b>	<b>770-1627</b>	<b>622-1466</b>
Field goal pct	.473	.424
<b>3 point fg-att</b>	<b>174-494</b>	<b>156-512</b>
3-point FG pct	.352	.305
3-pt FG made per game	7.0	6.2
<b>Free throws-att</b>	<b>388-558</b>	<b>365-511</b>
Free throw pct	.695	.714
F-Throws made per game	15.5	14.6
<b>Rebounds</b>	<b>979</b>	<b>878</b>
Rebounds per game	39.2	35.1
Rebounding margin	+4.0	-
<b>Assists</b>	<b>386</b>	<b>333</b>
Assists per game	15.4	13.3
<b>Turnovers</b>	<b>253</b>	<b>375</b>
Turnovers per game	10.1	15.0
Turnover margin	+4.9	-
Assist/turnover ratio	1.5	0.9
<b>Steals</b>	<b>236</b>	<b>142</b>
Steals per game	9.4	5.7
<b>Blocks</b>	<b>122</b>	<b>104</b>
Blocks per game	4.9	4.2
<b>Winning streak</b>	<b>1</b>	<b>-</b>
Home win streak	0	-
<b>Attendance</b>	<b>165899</b>	<b>37488</b>
Home games-Avg/Game	13-12761	8-4686
Neutral site-Avg/Game	-	4-1056

### Team Results

Date	Opponent		Score	Att.
11/06/2023	Texas Southern	W	92-55	11106
11/09/2023	at Saint Mary's (CA)	L	58-72	3500
11/16/2023	UT Arlington	W	82-80	10484
11/21/2023	vs Toledo	W	92-84	1007
11/22/2023	vs Rice	W	90-56	1634
11/24/2023	vs Pepperdine	W	90-71	1584
11/29/2023	Louisiana Tech	W	74-65	10216
12/02/2023	New Mexico St.	W	106-62	15435
12/06/2023	UC Santa Barbara	W	84-61	10311
12/09/2023	vs Santa Clara	W	93-76	0
12/15/2023	at New Mexico St.	W	73-72	5182
12/20/2023	UC Irvine	W	78-65	11536
12/29/2023	Eastern N.M.	W	87-54	11962
01/02/2024	at Colorado St.	L	68-76	5165
01/06/2024	Wyoming	W	77-60	12611
01/09/2024	at UNLV	L	73-83	5760
01/13/2024	San Diego St.	W	88-70	15437
01/16/2024	Utah St.	W	99-86	13106
01/20/2024	at Air Force	W	85-66	2785
01/24/2024	at San Jose St.	W	95-75	3118
01/28/2024	Nevada	W	89-55	15021
01/31/2024	Boise St.	L	78-86	13239
02/06/2024	at Wyoming	W	91-73	3685
02/10/2024	UNLV	L	77-80	15435
02/13/2024	at Nevada	W	83-82	8293