

NEW MEXICO BASEBALL HISTORY AND RECORDS





UNIVERSITY OF NEW MEXICO BASEBALL HISTORY & RECORDS



At-Bats

Game: ..8.....Done 3 times
Hank Garcia1972
vs. Gonzaga (3/31)
Chris Armstrong1999
vs. Fresno St. (4/1)
Josh Mader2003
vs. Air Force (5/2)

Season:..275....Tony Cairns(2001)

Career:...960...Daniel Stovall..... (2004-07)

Runs

Game:6.....Done 6 times
Justin Howard2010
vs. Coppin St. (4/18)
Dane Hamilton2009
vs. Binghamton (3/7)
Brian Cavazos-Galvez..2009/08
vs. AF (5/16) & (4/12)
Sean Murray2004
vs. Air Force (5/15)
Lon Yamaguchi.....1998
vs. N.M. St. (2/25)

Season:..86.....Jim Fregosi(1985)

Career:...248...Lon Yamaguchi.... (1996-99)

Hits

Game:.....6.....Done 8 times
John Pustay.....2012
at Air Force (4/5)
Justin Howard2010
vs. Coppin St. (4/18)
Mike Brownstein2009
vs. Air Force (5/14)
Dane Hamilton2009
vs. Binghamton (3/7)
Brian Cavazos-Galvez 2008
vs. Air Force (4/12)
Cory Robbins1999
vs. N.M. St. (3/23)
Ronnie Meng1995
vs. Nebraska (3/19)
Aaron Santini1993
vs. Regis (3/6)

Season:..125Keith Hagman(1980)

Career:...340 ..Travis Young(1994-97)

RBI

Inning:....8.....Jonathan Gallegos.....1993
vs. Utah (3/13)

Game:.....10.....Brian Cavazos-Galvez 2008
vs. Air Force (4/12)
Mark Gulseth1992
vs. San Diego St. (4/19)

Season:..95.....Keith Hagman(1980)

Career:...226....Daniel Stovall (2004-07)

Doubles

Game:.....4Done 4 times
Justin Howard2010
vs. San Diego St. (5/2)
Justin Howard2010
vs. Coppin St. (4/18)
Joe Salas2004
vs. Air Force (4/17)
Dusty Young2003
vs. N.M. Highlands (2/9)

Season:...35Robert Gonzales(1998)

Career:...78DJ Peterson (2011-13)
Daniel Stovall..... (2004-07)

Triples

Game:.....3.....Jim Economides1957
vs. Denver

Season:..17Keith Hagman (1980
(NCAA record))

Career:...31Larry Harrison(1980-83)

Home Runs

Game:.....4Brian Cavazos-Galvez .2008
vs. Air Force (4/12)

Season:...25Chris Alexander (2003)

Career:...53Aaron Sisk..... (1998-00)

Grand Slams

Game:.....2.....Mark Gulseth1992
vs. San Diego St. (4/19)

Season:...3.....Mark Wulfert(1995)

Career:...5.....Mark Wulfert (1993-95)

Total Bases

Game:.....19Brian Cavazos-Galvez .2008
vs. Air Force (4/12)

Season:...207Keith Hagman (1980)

Career:...550 ...Daniel Stovall (2004-07)

Stolen Bases

Game:.....5.....Cory Robbins1998
vs. N.M. Highlands (2/10)

Season:...56.....Luke Oglesby(1993)

Career:...123.....Travis Young(1994-97)

Walks

Game:.....5.....Done 2 times
DJ Peterson.....2013
vs. UC Riverside (3/9)
Luke Oglesby1993
vs. Texas Tech (2/25)

Season:..56Mike Foote(1980)


Career:...152.....Lon Yamaguchi(1996-99)

Hit by Pitch


Game:.....3.....Done 3 times:
Jared Holley2013
vs. LaSalle (3/5)
Jordan Pacheco2006
vs. New Mexico St. (2/28)
Paul Huitt1990
vs. N.M. Highlands (2/28)

Season:..19Aaron Santini(1992)

Career:...40.....Jared Holley (2013-16)



Aaron Sisk holds UNM's all-time career home run record with 53 overall.



Keith Hagman holds the NCAA record for season batting avg. (.551) and triples (17).




UNIVERSITY OF NEW MEXICO BASEBALL HISTORY & RECORDS



HITTING (Individual)

Grand slam: Justin Olson vs. Fresno State, 4/28/23
Hit for the cycle: Danny Collier vs. Air Force., 3/24/18
Five hits: Jeffrey David vs. Northern Colorado, 2/24/23
Six hits: Carl Stajduhar vs. Fresno St., 4/9/16
Eight at bats: Josh Mader vs. Air Force, 5/2/03
Four runs: Reed Spenrath vs. St. Bonaventure, 3/4/23
Five runs: Sean Stephens at Nevada, 5/7/22
Six runs: Justin Howard vs. Coppin St., 4/18/10*
Five RBI: Justin Olson vs. Fresno State, 4/29/23
Six RBI: Justin Olson vs. Fresno State, 4/29/23
Seven RBI: Justin Olson vs. Fresno State, 4/29/23
Eight RBI: Justin Olson vs. Fresno State, 4/29/23
10 RBI: Brian Cavazos-Galvez vs. Air Force, 4/12/08*#
Three doubles: Braydon Runion vs. New Mexico St., 5/2/23
Four doubles: Reece Weber vs. San José St., 5/10/15
Four extra-base hits: Braydon Runion vs. New Mexico St., 5/2/23
Two triples: Willie Cano vs. Holy Cross, 2/25/22
Back-to-back-to-back triples: Mike Brownstein, Dane Hamilton,
 Brian Cavazos-Galvez vs. TAMU-CC (Game 2), 2/21/09
Inside-the-Park home run:DJ Peterson vs. TCU, 5/20/11
Walk-off home run: Jake Holland vs. Texas Tech, 3/28/23
Two home runs:Reed Spenrath vs. UNLV, 5/6/23
Three home runs: Justin Olson vs. Fresno State, 4/29/23
Four home runs: Brian Cavazos-Galvez vs. Air Force, 4/12/08*#
Two home runs in one inning: Josh Mader at Utah, 4/8/04
Two+ players with multi-homers: Brian Cavazos-Galvez (4),
 Kevin Atkinson (2) vs. Air Force, 4/12/08
Back-to-back homers:Justin Olson, Konner Kinkade
 vs. Nevada, 5/14/23
Back-to-back-to-back homers:Daniel Stovall, Matt Hibbitts,
 Ian Hollick vs. Hawaii-Hilo, 4/28/07
Multiple back-to-back homers in same game:(2), Joe Salas,
 Daniel Stovall, vs. Air Force, 5/16/04
HR in three straight games: .Lenny Junior Ashby vs. Nevada, 5/12-13/23
Three + sacrifice bunts in a game:3, Jared Holley at Nevada 4/20/13
Four strikeouts: Deylan Pigford vs. Fresno State, 4/28/23
Three HBP: Jared Holley vs. LaSalle, 3/5/13
Three stolen bases:Luke Campbell at UNLV, 3/16/13
Four Walks: Justin Watari vs. UNLV, 5/11/19
Five Walks: DJ Peterson vs. UC Riverside, 3/9/13*



Mark Wulfert is one of UNM's all-time most powerful hitters. He holds the season and career records for grand slams.



In 2016, Jared Holley broke the Lobo career record for hit by pitches and finished his career by being struck by a pitch 40 times.

* = School record
= Mountain West record
^ = NCAA record

LAST TIME IT HAPPENED



UNIVERSITY OF NEW MEXICO BASEBALL HISTORY & RECORDS



HITTING (Team)

Five + home runs (team): 7, vs. Fresno State (W, 17-7), 4/29/23
20+ hits:20, vs. Northern Colo. (W, 18-2 G2), 2/25/23
25+ hits: 28, vs. Northern Colo. (W, 30-1), 2/24/23
30+ hits: 31, vs. Binghamton (Game 1), 3/7/09
Allowed 20 + hits: 20, vs. St. Bonaventure (L, 17-8), 3/4/23
20+ runs:20, vs. St. Bonaventure (W, 20-3), 3/4/23
Allowed 20 + runs:25, vs. Air Force (L, 25-6), 5/19/22
30+ runs: 30, vs. Northern Colo. (W, 30-1), 2/24/23
20+ RBI:27, vs. Northern Colo., 2/24/23
40+ total bases: 42 vs. Fresno State, 4/29/23
50+ total bases: 52, vs. Northern Colo., 2/24/23
60+ total bases:61, vs. Air Force, 4/12/08
No strikeouts:5/4/14 vs. San Diego St. (35 at-bats)
No walks: 3/31/23 vs. San Diego State (34 at-bats)
10+ strikeouts: 10, at San Diego State, 5/20/23
10+ walks: 10, vs. St. Bonaventure (G1), 3/4/23
15+ walks:15, Fresno St., 3/31/17
5+ HBP:5, vs. San Jose State, 4/29/22
Was no-hit (7-inning game):at Utah, 4/21/90
Was no-hit (9-inning game):at Wichita St., 3/20/90



Carl Stajdhuar hit 44 career home runs which is third all-time



DJ Peterson is tied for the most career doubles with 78

* = School record
 # = Mountain West record
 ^ = NCAA record

LAST TIME IT HAPPENED



UNIVERSITY OF NEW MEXICO BASEBALL HISTORY & RECORDS



PITCHING (Individual)


No-hitter (7-inning game): Mike Connell vs. N.M. Highlands, 3/24/77
No-hitter (9-inning game): Jim Kremmel vs. Arizona, 4/17/70
One-hitter: Tyler Stevens vs. Air Force, 4/12/15
Complete game: Cody Dye vs. UNLV, 4/21/18
 Justin Armbruster at San Jose State, 5/22/21 (7 innings)
Complete-game shutout: Colton Thomson vs. Nevada, 5/26/16
10+ strikeouts:12, Justin Armbruster at San Jose State, 5/22/21
15+ strikeouts:17, Justin Armbruster at Fresno State, 3/13/21
No walks (complete game):Justin Armbruster at San Jose State, 5/22/21

PITCHING (Team)

10+ strikeouts:10, at San Diego State, 5/18/23
15+ strikeouts:16 vs. Nevada, 3/27/21
No strikeouts:3/5/17 at Air Force
 (J. Tripp 30 BF; D. Gillespie 5 BF, A. Isenhardt 1 BF, C. Tripp 8 BF)
No walks:vs. St. Bonaventure, 3/5/23
10 + walks:at California, 5/14/22

FIELDING

Five+ errors (Team):6, vs. San Jose State, 4/8/23
Three+ errors (Ind.):3, Hayden Schilling vs. Central Michigan, 2/22/18
Eight+ assists:8, Konner Kinkade vs. Texas Tech, 3/28/23
Caught three runners stealing: Mitch Garver vs. Texas Tech, 4/25/12
15 + putouts:15, Reed Spenrath vs. New Mexico State, 3/21/23
UNM turned a triple play:5/13/16 vs. Nevada (4-6-3-2)
UNM hit into a triple play:4/23/09 at BYU



Jim Kremmel is the last Lobo pitcher to pitch a no-hitter in a nine-inning game. He did so against Arizona in 1970



Tyler Stevens came close to pitching a no-hitter by one-hitting Air Force in 2015

LAST TIME IT HAPPENED

* = School record
 # = Mountain West record
 ^ = NCAA record



UNIVERSITY OF NEW MEXICO BASEBALL HISTORY & RECORDS



SCORING AND MISCELLANEOUS

Stole home: Harry Fullerton vs. Nevada, 3/27/21
Stole seven+ bases: 7, 4/17/13 vs. New Mexico St. (W, 13-6)
Tied: 4/28/19 at Fresno St. (T, 6-6)
Shut out: 5/16/23 at New Mexico State (L, 0-8/7 Inn)
Shut out opponent: 4/18/23 at New Mexico State (W, 13-0)
Shut out at home: 3/21/23 vs. New Mexico State (L, 0-2)
Shut out on the road: 5/16/23 at New Mexico State (L, 0-8/7 Inn)
Shut out opponent at home: 3/11/23 vs. Air Force (W, 15-0)
Shut out opponent on road: 4/18/23 at New Mexico State (W, 13-0)
Recorded back-to-back shutouts: 5/6-5/7, 2011
 vs. Air Force (5-0, 10-0)
Recorded three straight shutouts: 2/24-3/3, 1973
 vs. New Mexico St. (1-0) and New Mexico Highlands (7-0, 4-0)
Shut out in back-to-back games: 3/14-15/2017 at Oklahoma St.
Most runs in three-game series: 73, vs. Air Force (4/13-14, 2006)
Consecutive one-run games: 2, vs. San Jose State (4/29-30, 2022)
Four straight one-run games: vs. BYU, Gonzaga, Northern Colorado,
 2/15-23, 2020
Five straight one-run games: March 18-24, 2015*

EXTRA INNINGS


Won an extra-inning game: 4/30/23 vs. Fresno State (6-5, 10 Inn.)
Lost an extra-inning game: 3/10/23 vs. Air Force (9-7, 10 Inn.)
Extra inning games in a row: 2, 4/23-4/24, 2021 at Washington
3 straight extra-inning games: at Utah, 4/9-11, 2009
Played a 10-inning game: vs. Fresno State, 4/30/23 (W, 6-5)
Played an 11-inning game: vs. Fresno State, 3/13/22 (W, 9-8)
Played a 12-inning game: vs. Washington, 4/24/21 (W, 5-3)
Played a 13-inning game: vs. Columbia, 6/1/13 (L, 6-5, NCAA Tourn.)
Played a 14-inning game: vs. Eastern N.M., 2/5-6, 1996 (W, 8-7)
Played a 15-inning game: at New Mexico St., 2/9/02 (L, 4-3)

IN AN INNING

10+ runs in an inning: 10 vs. Air Force (8th), 3/11/23
15+ runs in an inning: 15 vs. Savannah St., 3/11/05
4+ homers in an inning: 4 at Air Force, 5/19/05
5+ doubles in an inning: 5, at Nevada, 4/21/13
4+ triples in an inning: 4, vs. TAMU-CC (Game 2), 2/21/09^
10+ hits in an inning: 10, vs. New Mexico State, 5/2/23
10+ consecutive hits: 11, vs. Savannah St., 3/11/05*
10+ consecutive batters reach base: 12 vs. Fresno St., 4/13/13
15+ consecutive batters reach base: 16 vs. Savannah St., 3/11/05
Player w/hits from both sides of plate: Sam Haggerty
 vs. Fresno St. 4/12/13



Mitch Garver played in 211 games as a Lobo from 2010-13



Justin Howard posted the second-highest batting average in a season in program history as he hit .456 (119-for-261)

* = School record
= Mountain West record
^ = NCAA record




UNIVERSITY OF NEW MEXICO BASEBALL HISTORY & RECORDS



UNM SCORING IN AN INNING

Most runs in top of 1st:11, at Air Force (5/14/09)
Most runs in top of 2nd: 10, 2x, last at Air Force (4/15/97)
Most runs in top of 3rd: 8, 3x, last at Air Force (4/25/10, Game One)
Most runs in top of 4th:12, at Air Force (4/15/07)
Most runs in top of 5th:12, at Air Force (4/17/04)
Most runs in top of 6th:10, at Air Force (5/19/16)
Most runs in top of 7th:9, at Air Force (4/16/07)
Most runs in top of 8th:12, at Utah (4/1/00)
Most runs in top of 9th: 9, at New Mexico St. (2/16/86)
Most runs in top of 10th:4, at Texas St. (2/11/06)
Most runs in top of 11th: 6, at Arizona (1/30/93)
Most runs in top of 12th:3, at Washington (4/24/21)
Most runs in top of 13th:N/A
Most runs in top of 14th:N/A
Most runs in top of 15th:1, vs. Gonzaga at Fresno St. (3/31/72)

Most runs in bottom of 1st: 11, 2x, last vs. St. Bonaventure (3/4/23)
Most runs in bottom of 2nd: 15, vs. Savannah St. (3/11/05)
Most runs in bottom of 3rd: 13, vs. NM Highlands (2/28/90)
Most runs in bottom of 4th:12, vs. Air Force at UNLV (5/27/04)
Most runs in bottom of 5th:10, 2x, last vs. Utah (4/22/06)
Most runs in bottom of 6th:20, vs. Utah (3/13/93)*
Most runs in bottom of 7th: 11, vs. Texas St. (2/18/05)
Most runs in bottom of 8th:12, 3x, last vs. Fresno St. (4/13/13)
Most runs in bottom of 9th: 9, 2x, last vs. New Mexico St. (3/26/02)
Most runs in bottom of 10th:7, vs. Louisiana Tech (3/13/10)
Most runs in bottom of 11th:2, 2x, last vs. Fresno St. (3/13/22)
Most runs in bottom of 12th:2 vs. UNLV (3/9/14)
Most runs in bottom of 13th: 1, 2x, last vs. Northwestern (3/7/03)
Most runs in bottom of 14th: 1, 2x, last vs. ENMU (2/5-6, 1996)
Most runs in bottom of 15th:N/A



Travis Young is the all-time hits leader at UNM with 340



Chris Alexander holds the single-season record for home runs with 25 in 2003

LAST TIME IT HAPPENED

* = School record
= Mountain West record
^ = NCAA record



UNIVERSITY OF NEW MEXICO BASEBALL HISTORY & RECORDS



OPPONENT SCORING IN AN INNING

Most runs in top of 1st:	12, vs. BYU (3/26/94)
Most runs in top of 2nd:	9, vs. UC Riverside (4/18/19)
Most runs in top of 3rd:	12, vs. Wichita St. (3/16/89)
Most runs in top of 4th:	11, vs. Rice (4/11/98)
Most runs in top of 5th:	10, 2x, last vs. UNLV (4/3/22)
Most runs in top of 6th:	10, vs. BYU (4/11/02)
Most runs in top of 7th:	11, vs. BYU (4/6/00)
Most runs in top of 8th:	8, 2x, last vs. Rice (4/12/98)
Most runs in top of 9th:	12, vs. BYU (3/18/05, Game Two)
Most runs in top of 10th:	9, vs. San Francisco (3/18/06)
Most runs in top of 11th:	6, vs. Nevada at Las Vegas, Nev. (5/23/14)
Most runs in top of 12th:	1, 4x, last vs. UNLV (3/9/14)
Most runs in top of 13th:	1, 2x, last vs. Columbia (6/1/13)
Most runs in top of 14th:	N/A
Most runs in top of 15th:	N/A

Most runs in bottom of 1st:	11, at Arizona St. (2/9/80, Game One)
Most runs in bottom of 2nd:	16, at Texas Tech (3/15/22)*
Most runs in bottom of 3rd:	15, at Hawaii (4/22/89)
Most runs in bottom of 4th:	12, 2x, last at Air Force (4/15/90)
Most runs in bottom of 5th:	12, at Cal St. Fullerton (3/7/86)
Most runs in bottom of 6th:	12, at LMU (3/11/86)
Most runs in bottom of 7th:	9, at California (5/14/22)
Most runs in bottom of 8th:	11, vs. Oregon State (2/18/22)
Most runs in bottom of 9th:	4, 7x, last at Air Force (4/15/07)
Most runs in bottom of 10th:	4, at Air Force (4/24/65)
Most runs in bottom of 11th:	2, vs. BYU at San Diego St. (3/31/06)
Most runs in bottom of 12th:	2, vs. BYU at San Diego St. (3/31/06)
Most runs in bottom of 13th:	N/A
Most runs in bottom of 14th:	N/A
Most runs in bottom of 15th:	1, at New Mexico St. (2/9/02)

SERIES

Swept non-conf. series, home:	vs. Northern Colo., 2/24-26, 2023
Swept non-conf. series, road:	at No. 23 Oklahoma St., 3/14-15, 2017
Swept in non-conf. series, home:	vs. Dallas Baptist, 3/4-6, 2016
Swept in non-conf. series, road:	at California, 5/13-15/2022
Swept MW series, home:	vs. Fresno State, 4/28-30/2023
Swept MW series, road:	at San Jose State, 5/22-23, 2021
Swept multiple MW series in a row:	3, 3/3/17-3/26/17 at Air Force, vs. San José St., at UNLV
Swept in MW series, home:	vs. San Diego State, 3/31-4/2/2023
Swept in MW series, road:	at San Diego State, 5/18-20/2023
Swept in multiple MW series in a row:	3, 4/2-5/9/2021 at San Diego State, vs. Fresno State, at Air Force



Carson Schneider is the all-time leader in pitching appearances with 80 from 2014-17



Danny Ray Herrera tied a program record for highest winning percentage in a season as he went unbeaten at 10-0 in 2006

* = School record
= Mountain West record
^ = NCAA record

LAST TIME IT HAPPENED



UNIVERSITY OF NEW MEXICO BASEBALL HISTORY & RECORDS



WALK-OFFS

Won on last at-bat:	4/30/23
	Kyle Smith (1B) vs. Fresno State (6-5, 10 Innings)
Lost on last at-bat:	5/18/23
	at San Diego State (5-3, 9 Innings)
Scored two runs in last at-bat:	5/20/22
	vs. Air Force (13-12, 9 innings)
Scored three runs in last at-bat:	4/19/22
	vs. Texas Tech (11-10, 9 innings)
Scored four runs in last at-bat:	5/20/22
	vs. Air Force (13-12, 9 innings)
Scored five runs in last at-bat:	5/20/22
	vs. Air Force (13-12, 9 innings)
Scored six runs in last at-bat:	5/20/22
	vs. Air Force (13-12, 9 innings)
Scored seven runs in last at-bat:	5/20/22
	vs. Air Force (13-12, 9 innings)
Scored nine runs in last at-bat:	3/21/99
	vs. TCU (17-16)
Allowed two runs in last at-bat:	5/18/23
	at San Diego State (3-5)
Allowed three runs in last at-bat:	5/18/23
	at San Diego State (3-5)
Allowed four runs in last at-bat:	4/2/21
	at San Diego State (9-10)
Allowed five runs in last at-bat:	4/2/21
	at San Diego State (9-10)
Allowed six runs in last at-bat:	4/2/21
	at San Diego State (9-10)

* = School record
 # = Mountain West record
 ^ = NCAA record



Christian Tripp is second on the all-time list for saves with 18



Jordan Pacheco is one of six Lobos to score over 200 career runs

LAST TIME IT HAPPENED

* = School record
 # = Mountain West record
 ^ = NCAA record



UNIVERSITY OF NEW MEXICO BASEBALL HISTORY & RECORDS



AT-BATS

58	vs. New Mexico St.....	2/9/02
57	vs. Fresno St.....	4/1/99
56	vs. Air Force	5/14/09
56	vs. Binghamton	3/7/09
56	vs. Air Force	5/2/03
55	vs. Fresno St.....	4/9/16
54	vs. Hawaii.....	3/14/97
54	vs. New Mexico St.....	2/24/72
53	vs. Oklahoma St.....	2/16/13
53	vs. Coppin St.....	4/18/10
53	vs. New Mexico St.....	3/30/99
53	vs. Colorado St.....	3/17/73
53	vs. Northern Colorado.....	2/27/05

RUNS

31	vs. Air Force	4/17/04 (W, 31-11)
30	vs. Northern Colo. 2/24/23 (W, 30-1)	
30	vs. Binghamton	3/7/09 (W, 30-2)
29	at UNLV.....	3/24/17 (W, 29-8)
29	vs. Coppin St.....	4/18/10 (W, 29-3)
28	vs. N.M. Highlands. 2/9/03 (W, 28-5)	
28	vs. N.M. St.....	3/30/99 (W, 28-18)
27	vs. Fresno St.....	4/1/99 (W, 27-26)
27	vs. Rice	4/12/98 (W, 27-26)
27	vs. Iowa	3/24/85 (W, 27-13)
27	vs. Creighton.....	3/26/71 (W, 27-5)
26	vs. Air Force	4/12/08 (W, 26-9)
26	vs. Air Force	4/14/06 (W, 26-11)
26	vs. Utah.....	3/13/93 (W, 26-8)

HITS

32	vs. Fresno St.....	4/1/99
31	vs. Binghamton	3/7/09
30	vs. Hawaii.....	3/14/97
29	vs. Coppin St.....	4/18/10
29	vs. Air Force	4/17/04
28	vs. Northern Colo.	2/24/23
28	at Air Force.....	3/4/17
28	vs. Air Force	4/12/08
28	vs. New Mexico St.....	3/30/99
27	vs. Air Force	5/2/03
26	vs. San Diego St.....	5/26/12
26	vs. Northwestern	2/22/97
26	vs. Washington.....	3/26/95

RBI

28	vs. Coppin St.....	4/18/10
28	vs. Binghamton	3/7/09
28	vs. Air Force	4/17/04
27	vs. Northern Colo.	2/24/23
27	vs. Iowa	3/24/85
26	vs. Air Force	4/12/08
26	vs. N.M. Highlands.....	2/9/03
26	vs. New Mexico St.....	3/30/99
26	vs. Rice	4/12/98
25	vs. Air Force	4/14/06
24	vs. UNLV	3/24/17
24	vs. Fresno St.....	4/1/99

24	vs. Utah.....	4/23/94
----	---------------	---------

DOUBLES

13	vs. N.M. Highlands.....	2/9/03
10	vs. Coppin St.....	4/18/10
9	at Nevada	4/21/13
9	vs. Northern Colorado.....	3/5/06
9	vs. Utah.....	3/16/02
9	vs. UNLV	4/4/98
8	at New Mexico State.....	3/29/22
8	vs. Fresno St.....	3/31/17
8	vs. San Jose St.....	5/9/15
8	vs. San Jose St.....	5/10/15
8	vs. San Diego St.....	3/17/00
8	vs. Fresno St.....	4/1/99
8	vs. Rice	4/12/98
8	vs. UTEP.....	4/18/80
8	vs. Southern Colorado.....	5/17/75

TRIPLES

7	vs. Southern Colorado.....	3/27/76
6	vs. TAMU-CC.....	2/21/09
6	vs. Hartford.....	3/16/86
5	vs. Holy Cross	2/25/22
4	vs. Coppin St.....	4/18/10
4	vs. ENMU.....	4/30/97
4	vs. Colorado St.....	3/20/75
4	vs. NE Illinois	4/18/78
4	vs. UTEP.....	5/11/73
4	vs. Northern Illinois.....	3/27/72

HOME RUNS

10	vs. New Mexico St.....	3/30/99
8	vs. Air Force	4/12/08
8	vs. Air Force	4/18/04
7	vs. Fresno State	4/29/23
6	vs. Air Force	5/6/17
6	vs. Binghamton	2/18/17
6	vs. Fresno St.....	4/9/16
6	vs. Air Force,	4/13/06 (Game 2)
6	vs. Air Force,	4/17/04
6	vs. UNLV	5/9/99
6	vs. Rice	4/12/98
6	vs. New Mexico St.....	2/25/98
6	vs. Utah.....	5/15/94
6	vs. Air Force	4/26/86
6	vs. Air Force	4/25/86

TOTAL BASES

63	vs. New Mexico St.....	3/30/99
61	vs. Air Force	4/12/08
54	vs. Fresno St.....	4/1/99

WALKS

17	at Hawai'i.....	2/21/16
16	vs. Air Force	4/17/04
15	vs. Fresno St.....	3/31/17
14	at UNLV.....	3/24/17
14	at Utah.....	4/4/87

STOLEN BASES

9	vs. Wayland Baptist.....	4/13/94
8	vs. Maine	3/18/94
8	vs. New Mexico St.....	2/11/00
8	vs. Brigham Young	4/8/00
7	vs. New Mexico St.....	4/17/13
7	vs. Toledo	3/10/02
7	vs. N.M. Highlands.....	2/10/98
7	vs. Grand Canyon.....	5/4/96

LONGEST GAME (Innings)

15	NMSU 4, UNM 3.....	2/9/02
15	UNM 10, Gonzaga 8	3/31/72
14	UNM 8, ENMU 7.....	2/5-6/96
14	UNM 9, Colorado St. 8.....	3/17/73

TEAM SINGLE-GAME RECORDS



UNIVERSITY OF NEW MEXICO BASEBALL HISTORY & RECORDS



NO-HIT GAMES (2)

Jim Kremmel	4/17/70	vs. Arizona (9 innings)
Mike Connell	3/24/77	vs. N.M. Highlands (7 innings)

ONE-HIT GAMES (11)

Tommy Bruskas	5/8/59	at New Mexico St.
Lloyd Randel	4/28/62	at ENMU, 4/28/62
Cliff Fowler	3/6/65	at UTEP (7 innings)
Stan Quintana	3/22/65	vs. Colorado St. (7 innings)
Cliff Fowler	4/15/65	vs. San Francisco St.
Cliff Fowler	3/23/67	vs. UTEP (7 innings)
Tony Sexton & Chuy Armendariz	3/9/68	at New Mexico St. (6 innings)
Jim Kremmel	3/22/69	vs. Colorado St. (7 innings)
Ron Sims	3/25/73	vs. New Mexico St. (7 innings)
Tom Bepko & Craig Steiner	3/6/76	vs. Colorado Mines (7 innings)
Tyler Stevens	4/12/15	vs. Air Force

SINGLE GAME STRIKEOUTS

18	Jim Kremmel	3/30/70	vs. ENMU
18	Jim Kalk	3/14/64	vs. Colorado St. (7 innings)
17	Justin Armbruster	3/13/21	at Fresno State
17	Jim Serrano	2/17/98	vs. Point Loma
17	Tommy Bruskas	5/8/59	at NMSU
17	Cliff Fowler	3/19/65	at New Mexico St. (8 innings)
17	Bob McAulay	4/29/66	vs. Arizona St.
16	Gig Brummel	4/29/61	vs. New Mexico St. (7 innings)
16	Gary Jacobs	3/23/70	vs. Colorado St.
16	Arnie Marzullo	3/16/73	vs. Colorado
15	Jim Kalk	3/29/64	vs. Air Force
15	Jim Kalk	4/11/64	vs. New Mexico St.
15	Bob McAulay	4/7/66	vs. UTEP (7 innings)
15	Bob McAulay	5/13/66	vs. UTEP
15	Jim Kremmel	4/10/70	vs. Arizona St.
15	Chris Cooper	2/25/00	vs. Southern Utah

INNINGS PITCHED

12	Jim Coleman	5/15/92	vs. San Diego St.
11	Tom Bepko	3/27/75	vs. South Dakota St.

INDIVIDUAL MISCELLANEOUS

HIT FOR CYCLE (11)

Danny Collier	3/24/18	vs. Air Force
Carl Stajduhar	4/9/2016	vs. Fresno St.
Dane Hamilton	3/7/09 (GM1)	vs. Binghamton
Ian Hollick	4/13/06 (GM2)	vs. Air Force
Todd Stroud	3/23/02	vs. Air Force
Chad Alevras	4/30/97	vs. ENMU
Mark Wulfert	4/3/94	vs. Air Force
Dave Kirkpatrick	5/14/88	vs. Air Force
Jay Slotnick	3/27/85	vs. Iowa
Jay Slotnick	2/10/85	vs. Texas Tech
Perry Danforth	2/24/73	vs. New Mexico St.

TRIPLE PLAYS (5)

4-6-3-2:	5/13/16	vs. Nevada	Jared Holley, Dalton Bowers, Jack Zoellner, Andrew Pratt
1-4-5-3:	3/29/13	vs. San Diego St.	A.J Carman, Sam Haggerty, Alex Allbritton, Alex Real
1-2-5-6-4-3:	5/20/11	vs. TCU	Alexis Garza, Mitch Garver, Quay Grant, Alex Allbritton, Kyle Stiner, DJ Peterson
5-4-3:	5/7/89	at Wyoming	Mike DeMore, Travis Young, Ronnie Meng
4-6-3:	5/7/89	at Wyoming	Eric Torres, Ray Granillo, Greg Dunn

TEAM RECORDS



UNIVERSITY OF NEW MEXICO BASEBALL HISTORY & RECORDS



GAMES PLAYED

1.	67 (25-41-1)	1983
2.	63 (41-22-0)	1980
3.	62 (39-23-0)	2016
	62 (33-29-0)	1982
4.	61 (37-24-0)	2012
	61 (20-41-0)	2011
	61 (37-23-1)	1979
7.	60 (38-22-0)	2010
	60 (34-26-0)	2003
	60 (26-34-0)	2001
	60 (29-30-1)	1999
	60 (34-25-1)	1992

WINS

1.	42 (42-17-0)	1985
2.	41 (41-22-0)	1980
3.	39 (39-23-0)	2016
4.	38 (38-22-0)	2010
5.	37 (37-20-1)	2014
	37 (37-22-0)	2013
	37 (37-24-0)	2012
	37 (37-20-0)	2009
	37 (37-23-1)	1979

LOSSES

1.	41 (20-41-0)	2011
	41 (25-41-1)	1983
3.	37 (10-37-1)	1989
4.	35 (22-35-0)	2002
5.	34 (26-34-0)	2001
6.	33 (21-33-0)	2022
	33 (20-33-1)	2018
	33 (25-33-0)	1991
9.	32 (26-32-0)	2005
	32 (25-32-0)	1997

WINNING STREAK

1.	17	1973
2.	14	1969
3.	12	1985
4.	11	1972
5.	10	2013
	10	2012
	10	2009
	10	1995
	10	1980 (twice)

HOME WINS

1.	31 (31-9)	1980
----	-----------------	------

2.	28 (28-10)	1979
3.	25 (25-10)	1985
4.	24 (24-9)	2009
	24 (24-12)	1984
6.	22 (22-8-1)	2014
	22 (22-8)	2010
	22 (22-7)	2003
	22 (22-22)	1983
	22 (22-11)	1978

ROAD WINS

1.	19 (19-14)	2000
2.	18 (18-13)	2016
3.	17 (17-7)	1985
	17 (17-15)	1993
5.	15 (15-9)	2014
	15 (15-11)	2000
7.	14 (14-9)	2013
	14 (14-10)	2008

WIN PCT. (min. 40 games)

1.	.740 (37-13-0)	1968
2.	.712 (42-17-0)	1985
3.	.674 (29-14-0)	1972
4.	.651 (41-22-0)	1980
5.	.649 (37-20-0)	2009
6.	.647 (37-20-1)	2014
7.	.633 (38-22-0)	2010
8.	.629 (39-23-0)	2016
9.	.627 (37-22-0)	2013
10.	.625 (35-21-0)	2000
	.625 (35-21-0)	1993

AT-BATS

1.	2,272	2003
2.	2,248	1999
3.	2,236	2012
4.	2,201	2010
5.	2,190	2016
6.	2,169	2013
7.	2,160	2002
8.	2,147	2006
9.	2,129	2005
10.	2,120	2009

RUNS

1.	594	2003
----	-----------	------

2.	528	2009
3.	524	1999
4.	522	1998
5.	517	1993
6.	515	1985
7.	507	2006
8.	498	2000
9.	497	2017
10.	494	2010

HITS

1.	784	2003
2.	774	1999
3.	770	2009
4.	762	2010
5.	746	2002
6.	728	2012
7.	724	2013
8.	697	1998
9.	696	2006
10.	694	2005

BATTING AVERAGE

1.	.363	2009
2.	.361	1986
3.	.355	1985
4.	.354	1980
5.	.346	2010
6.	.3454	2002
7.	.3451	2003
8.	.3444	1993
9.	.3443	1999
10.	.338	1997

DOUBLES

1.	181	1998
2.	172	2003
3.	161	2010
4.	161	1999
5.	158	2009
6.	158	1997
7.	150	2016
8.	149	2013
9.	148	2000
10.	141	2017
	141	2015

TRIPLES

1.	62	1980
----	----------	------

TOP-10 TEAM HITTING RECORDS



UNIVERSITY OF NEW MEXICO BASEBALL HISTORY & RECORDS



2.	57	1971
3.	48	1972
4.	47	2009
5.	44	1979
6.	42	1966
7.	41	2005
8.	41	1978
9.	39	1985
10.	38	1986

HOME RUNS

1.	93	2003
2.	91	1998
3.	87	2023
4.	85	1999
5.	82	2005
6.	75	2004
7.	70	1985
8.	69	2005
9.	67	2022
10.	66	1986

RBI

1.	546	2003
2.	494	2009
3.	485	1999
4.	480	1998
5.	471	2006
6.	457	2010
7.	455	1985
8.	450	1993
9.	449	2013
10.	449	2017

TOTAL BASES

1.	1,281	2003
2.	1,212	1999
3.	1,189	1998
4.	1,175	2009
5.	1,153	2005
6.	1,094	2013
7.	1,091	2010
8.	1,088	2002
9.	1,086	1985
10.	1,077	2016

SLUGGING PCT.

1.	.604	1986
----	------	------

2.	.572	1985
3.	.570	1980
4.	.567	1998
5.	.564	2003
6.	.560	2023
7.	.554	2010
8.	.545	1999
9.	.542	2005
10.	.515	1993

ON BASE PERCENTAGE

1.	.445	1985
2.	.444	1993
3.	.443	1986
4.	.440	1980
5.	.432	2009
6.	.424	2003
7.	.422	2013
8.	.422	1987
9.	.420	1992
10.	.419	1994

WALKS (BATTERS)

1.	321	1987
2.	320	2017
3.	313	2016
4.	300	2007
5.	300	1993
6.	298	2015
7.	291	1971
8.	289	2013
9.	285	1985
10.	273	1979

STRIKEOUTS (BATTERS)

1.	467	2022
2.	427	2005
3.	422	1998
4.	401	1997
5.	399	2006
6.	391	2023
7.	385	2018
8.	384	2003
9.	380	2001
10.	378	2017

STOLEN BASES

1.	114	1979
2.	108	1993
3.	107	2000
4.	107	1995
5.	102	1996
6.	96	1977
7.	94	1994
8.	94	1970
9.	93	1997
10.	89	2001
	89	1998

HIT BY PITCH (Batters)

1.	89	2003
2.	71	2006
3.	70	2008
4.	67	1999
5.	66	2013
	66	1998
7.	65	1992
8.	61	2009
9.	59	2002
	59	2001

SACRIFICE FLIES

1.	57	2010
2.	42	2001
3.	35	2005
4.	34	1995
5.	32	2013
6.	32	1994
7.	31	2016
8.	30	2006
9.	29	2012
	29	2003
	29	2002

SACRIFICE BUNTS

1.	71	1971
2.	61	2009
3.	58	2007
4.	56	1972
5.	54	2013
6.	54	2008
7.	50	2014
	50	2011
9.	49	2016
	49	1979

TOP-10 TEAM HITTING RECORDS



UNIVERSITY OF NEW MEXICO BASEBALL HISTORY & RECORDS



FIELDING PCT.

1.	.976	2009
2.	.974	2023
	.974	2017
4.	.973	2008
5.	.972	2015
6.	.971	2021
	.971	2016
	.971	2010
9.	.970	2007
10.	.969	2013
	.969	2006

INNINGS PITCHED

1.	549.2	2016
2.	541.2	2012
3.	536.1	2013
4.	536.1	2010
5.	534.1	2003
6.	528.1	2011
7.	527.0	2008
8.	524.2	2006
9.	521.0	2014
10.	519.2	1999

ERA

1.	2.87	1968
2.	3.40	1969
3.	3.86	1975
4.	3.92	1976
5.	4.07	1962
6.	4.13	1977
7.	4.21	1973
8.	4.23	2014
9.	4.29	1970
	4.29	1967

STRIKEOUTS (PITCHERS)

1.	475	2012
2.	469	1968
3.	425	2018
4.	421	2019
5.	414	2010
6.	398	2005
7.	394	2009
8.	391	2000
9.	390	2011
10.	384	1971

WALKS (PITCHERS)

1.	323	1994
2.	306	1998
3.	306	1997
4.	296	1983
5.	286	1999
6.	264	1992
7.	262	1988
8.	260	1992
9.	257	1987
10.	256	1985

COMPLETE GAMES

1.	29	1990
2.	26	1974
3.	21	1979
4.	18	1983
5.	17	1976
	17	1974
7.	16	1989
8.	15	1991
	15	1978
	15	1973
	15	1972

SAVES

1.	21	2016
2.	16	2014
3.	14	2013
	14	2012
5.	13	2019
6.	12	2009
	12	1985
8.	11	2018
	11	2000
	11	1994
	11	1982

SHUTOUTS

1.	7	1976
2.	6	1984
	6	1973
4.	5	1985
	5	1969
	5	1968
7.	4	2013
	4	1987
	4	1983
	4	1978
	4	1972
	4	1970

HIT BY PITCH (PITCHERS)

1.	86	2022
	86	2005
3.	81	2004
	81	2002
5.	80	2003
6.	77	2001
7.	73	2012
8.	66	2013
9.	61	2018
	61	2009

WILD PITCHES

1.	86	2022
2.	80	1987
3.	79	1994
4.	69	2019
	69	2013
6.	68	2002
7.	65	1997
8.	62	1988
9.	60	2004
10.	59	1986

BALKS

1.	27	2001
2.	21	2002
3.	20	2007
4.	15	2010
	15	2000
6.	14	2011
7.	13	2015
	13	2012
	13	2004
10.	11	1999
	11	1983

TOP-10 TEAM PITCHING RECORDS



UNIVERSITY OF NEW MEXICO BASEBALL HISTORY & RECORDS



GAMES PLAYED (Season)

67	Jim Fregosi	1983
	Larry Harrison	1983
65	Bobby Martinez	1983
63	Keith Hagman	1980
	Walt Arnold	1980
	Larry Harrison	1980
62	Carl Stajduhar	2016
61	Mitch Garver	2012
	DJ Peterson	2012
	Kyle Stiner	2012

GAMES PLAYED (Career)

244	Larry Harrison	1980-83
226	Daniel Stovall	2004-07
225	Tom Francis	1979-82
224	Alex Allbritton	2010-13
223	Lon Yamaguchi	1996-99
221	Ian Hollick	2005-08
219	Travis Young	1994-97
214	Joe Salas	2001-04
211	Mitch Garver	2010-13
	Jack Zoellner	2014-17

AT-BATS (Season)

275	Troy Cairns	2001
268	Mitchell Garver	2012
267	Dusty Young	2003
266	Daniel Stovall	2006
262	Chase Harris	2013
	Scott Candelaria	1999
261	Justin Howard	2010
259	Robert Gonzalez	1998
258	Scott Candelaria	2000
257	Carl Stajduhar	2016

AT-BATS (Career)

960	Daniel Stovall	2004-07
895	Travis Young	1994-97
862	Lon Yamaguchi	1996-99
842	Dusty Young	2000-03
837	Larry Harrison	1980-83
	Tom Francis	1979-82
828	Joe Salas	2001-04
813	Alex Allbritton	2010-13
809	Mitch Garver	2010-13
789	Ian Hollick	2005-08

RUNS (Season)

86	Jim Fregosi	1985
82	Luke Oglesby	1993
81	Lon Yamaguchi	1998
79	Jordan Pacheco	2006
77	Justin Howard	2010
76	Matt Young	2003
	Cory Robbins	1998
75	Dusty Young	2003
	Lon Yamaguchi	1999
73	Keith Hagman	1980

RUNS (Career)

248	Lon Yamaguchi	1996-99
239	Travis Young	1994-97
220	Tom Francis	1979-82
207	Jordan Pacheco	2005-07
204	Larry Harrison	1980-83
200	Matt Young	2002-04
191	Daniel Stovall	2004-07
188	Dusty Young	2000-03
184	Jared Mang	2016-19
182	Aaron Cain	1976-79

HITS (Season)

125	Keith Hagman	1980
119	Justin Howard	2010
106	Robert Gonzales	1997
104	DJ Peterson	2012
103	Scott Candelaria	2000
101	Mitch Garver	2012
	Mike Brownstein	2009
	Dusty Young	2003
97	Robert Gonzalez	1998
96	Luis Gonzalez	2016
	Mitch Garver	2013
	Troy Cairns	2001
	Scott Candelaria	1999

HITS (Career)

340	Travis Young	1994-97
332	Daniel Stovall	2004-07
321	Tom Francis	1979-82
295	Lon Yamaguchi	1996-99
286	Dusty Young	2000-03
284	Mitch Garver	2010-13
282	Larry Harrison	1980-83
274	Scott Candelaria	1998-00
271	DJ Peterson	2011-13
269	Jordan Pacheco	2005-07

RBI (Season)

95	Keith Hagman	1980
94	Chris Alexander	2003
82	Mark Gulseth	1993
81	Aaron Sisk	2000
	Robert Gonzales	1998
79	Chris Carlson	2006
	Chris Carlson	2005
	Mark Wulfer	1995
78	DJ Peterson	2012
	Chris Alexander	2002

RBI (Career)

226	Daniel Stovall	2004-07
225	Chris Alexander	2000-03
203	Lon Yamaguchi	1996-99
198	DJ Peterson	2011-13
	Aaron Sisk	1998-00
188	Carl Stajduhar	2015-17
	Joe Salas	2001-04
181	Antonio Fernandez	1992-94
172	Jared Mang	2016-19
167	Mitch Garver	2010-13

BATTING AVERAGE (Season)

.551	Keith Hagman	1980*	(125-227)
.456	Justin Howard	2010	(119-261)
.445	Jim Fregosi	1985	(94-211)
.442	Travis Young	1996	(95-215)
.441	Mark Wulfert	1995	(89-202)
.437	Dylan Ditzenberger	2023	(59-135)
.434	Greg Hall	1985	(85-196)
.439	Kyler Castillo	2021	(72-164)
.4300	Bob Faford	1971	(83-193)
.4298	Antonio Fernandez	1993	(95-221)
.427	Wayne Garez	1958	(35-82)
.426	Tom Francis	1980	

TOP-10 INDIVIDUAL HITTING RECORDS



UNIVERSITY OF NEW MEXICO BASEBALL HISTORY & RECORDS



(81-190)
.425 Mark Iannaccone.....1986
(62-146)

BATTING AVG. (Career) Min.-300 AB

.460 Keith Hagman.....1979-80
(182-396)
.402 Justin Howard.....2009-10
(166-413)
.397 Robert Gonzales...1997-98
(203-511)
.394 Greg Hall.....1984-85
(149-378)
.3843 Scott Candelaria..1998-00
(274-713)
.3842 Jordan Pacheco...2005-07
(269-700)
.3835 Tom Francis.....1979-82
(321-837)
.381 DJ Peterson.....2011-13
(271-712)
.380 Travis Young.....1994-97
(340-895)
.380 Mark Wulfert.....1992-95
(205-539)

ON BASE % (Season)

.584 Keith Hagman.....1980
.547 Jim Fregosi.....1985
.538 Steve McKee.....1987
.520 DJ Peterson.....2013
.514 Mark Iannaccone.....1986
.512 Bob Faford.....1971
.511 Jordan Pacheco.....2007
.509 Justin Howard.....2010
.508 Luke Oglesby.....1993
.504 Justin Olson.....2023
.504 Rafael Neda.....2009
.500 Luis Gonzalez.....2017
.500 Lon Yamaguchi.....1998

DOUBLES (Season)

35 Robert Gonzales.....1998
33 Robert Gonzales.....1997
32 DJ Peterson.....2011
Justin Howard.....2010
29 Donny Sevieri.....2000
28 Barry Brunenkant.....1982
27 Mitch Garver.....2012
Keith Hagman.....1980
26 Troy Cairns.....2001
25 Alex Real.....2014
DJ Peterson.....2013

Daniel Stovall.....2006
Dusty Young.....2003
Dusty Young.....2002
Lon Yamaguchi.....1998

DOUBLES (Career)

78 DJ Peterson.....2011-13
Daniel Stovall.....2004-07
69 Dusty Young.....2000-03
68 Robert Gonzales...1997-98
66 Mitch Garver.....2010-13
Joe Salas.....2001-04
63 Lon Yamaguchi.....1996-99
61 Jack Zoellner.....2014-17
60 Travis Young.....1994-97
59 Jordan Pacheco...2005-07

TRIPLES (Season)

17 Keith Hagman.....1980*
12 Matt Young.....2004
Jim Fregosi.....1985
Dan Fitzgerald.....1972
11 Mike Brownstein.....2009
Larry Harrison.....1980
Aaron Cain.....1978
Jim Johnson.....1968
10 Travis Young.....1996
Ken Johnson.....1971
Dave Chase.....1966

TRIPLES (Career)

31 Larry Harrison.....1980-83
24 Tom Francis.....1979-82
23 Keith Hagman.....1979-80
20 Travis Young.....1994-97
Dan Fitzgerald.....1972-73
19 Aaron Cain.....1977-79
Ron Bunt.....1964-66
18 Mike Foote.....1977-80
Ken Johnson.....1969-71
Gary Ness.....1962-64
17 Matt Young.....2003-05
Troy Cairns.....2000-02

Mark Wulfert.....1992-95
Kyle Rutledge.....1976-79
Mike Pettenuzzo...1972-75
Bob Faford.....1969-71

HOME RUNS (Season)

25 Chris Alexander.....2003
24 Aaron Sisk.....2000
21 Chris Carlson.....2006
20 Aaron Sisk.....1999
Lon Yamaguchi.....1998
19 Reed Spenrath.....2023
Chris Alexander.....2002
18 Carl Stajduhar.....2016
DJ Peterson.....2013
Mark Gulseth.....1993
Matt Yost.....1991

HOME RUNS (Career)

53 Aaron Sisk.....1998-00
50 Chris Alexander..2000-03
44 Carl Stajduhar.....2015-17
42 Daniel Stovall.....2004-07
41 DJ Peterson.....2011-13
38 Joe Salas.....2001-04
Lon Yamaguchi.....1996-99
36 Chris Carlson.....2005-06
34 Jeff Grady.....2002-05
29 Mark Gulseth.....1992-93

TOTAL BASES (Season)

207 Keith Hagman.....1980
185 Justin Howard.....2010
182 DJ Peterson.....2012
180 Jim Fregosi.....1985
177 Robert Gonzales.....1998
176 DJ Peterson.....2013
174 Chris Alexander.....2003
173 Aaron Sisk.....2000
Aaron Sisk.....1999
172 Lon Yamaguchi.....1998

TOTAL BASES (Career)

550 Daniel Stovall.....2004-07
496 Lon Yamaguchi.....1996-99
492 DJ Peterson.....2011-13
458 Joe Salas.....2001-04
Travis Young.....1994-97

TOP-10 INDIVIDUAL HITTING RECORDS



UNIVERSITY OF NEW MEXICO BASEBALL HISTORY & RECORDS



454	Tom Francis	1979-82
442	Aaron Sisk.....	1998-2000
441	Carl Stajduhar	2015-17
437	Chris Alexander ..	2000-03
426	Mitch Garver	2010-13

SLUGGING % (Season)

.912	Keith Hagman.....	1980 (207-227)
.854	Joe Unterberg.....	1959 (70-82)
.853	Jim Fregosi.....	1985 (180-211)
.822	Justin Olson	2023 (74-90)
.818	Mark Wulfert.....	1995 (165-202)
.807	DJ Peterson.....	2013 (176-218)
.804	Tracy Young	1986 (86-107)
.778	Lon Yamaguchi.....	1998 (172-221)
.773	Chris Alexander	2003 (174-225)
.764	Chris Carlson	2005 (168-220)
.743	Aaron Sisk.....	2000 (173-231)
.737	Brian Cavazos-Galvez...	2009 (160-217)

SLUGGING % (Career) Min.-300 AB

.736	Chris Carlson	2005-06 (335-455)
.722	Keith Hagman.....	1979-80 (286-396)
.703	Aaron Sisk.....	1998-00 (442-629)
.691	DJ Peterson.....	2011-13 (492-712)
.686	Brian Cavazos-Galvez.....	08-09 (293-427)
.669	Mark Wulfert.....	1993-95

.649	Justin Howard.....	2009-10 (268-413)
.643	Steve McKee.....	1985-87 (252-392)
.634	Chris Alexander ..	2000-03 (437-689)
.632	Lenny Junior Ashby	2022-23 271-429)

STOLEN BASES (Season)

56	Luke Oglesby	1993
40	Mark Wulfert.....	1995
39	Travis Young.....	1996
35	Travis Young.....	1997
33	Aaron Cain.....	1979
28	Matt Foote.....	2007
27	Aaron Stanley.....	2001
	Travis Young.....	1995
	Dan Fitzgerald	1973
26	Tom Francis	1982
	Ken Johnson	1970

STOLEN BASES (Career)

123	Travis Young.....	1994-1997
74	Aaron Cain.....	1977-79
68	Mark Wulfert.....	1992-95
66	Matt Foote.....	2004-07
62	Tom Francis	1979-82
57	Mark Okano.....	1998-2001
56	Luke Oglesby	1993
	Ken Johnson	1969-71
55	Johnny Baros.....	1990-93
51	Aaron Stanley.....	2000-01

WALKS (Season)

58	Luis Gonzalez	2017
56	Mike Foote.....	1980
54	Matt Young.....	2003
53	Steve McKee.....	1987
52	Lon Yamaguchi.....	1998
51	Gerardo Yepiz	1992
47	Sam Haggerty	2013
	Jim Fregosi.....	1985
46	Dalton Bowers	2016
	DJ Peterson.....	2013
	Aaron Sisk.....	2000
	Aaron Santini.....	1993

WALKS (Career)

152	Lon Yamaguchi.....	1996-99
-----	--------------------	---------

133	Matt Young.....	2002-04
126	Gerardo Yepiz.....	1990-92
124	Luis Gonzalez	2015-17
117	Jack Zoellner	2014-17
109	Jim Fregosi.....	1983-85
108	Ian Hollick	2005-08
	Jay Russell.....	2004-07
	Johnny Barros.....	1990-93
106	Mike Foote.....	1977-80

STRIKEOUTS (Season)

70	Reed Spenrath.....	2023
56	Chris Dabbs.....	2005
	Donny Sevieri	2001
	Aaron Sisk.....	2000
	Chad Kuhn.....	1987
55	Alex Allbritton.....	2012
	Lon Yamaguchi.....	1997
54	Jack Zoellner	2016
52	DJ Peterson.....	2011
	Aaron Sisk.....	1999
51	Braydon Runion.....	2023
	Donny Sevieri	2000
	Lon Yamaguchi.....	1998
	Chad Kuhn.....	1988

STRIKEOUTS (Career)

183	Lon Yamaguchi.....	1996-99
174	Jeff Grady	2002-05
166	Alex Allbritton.....	2010-13
160	Donny Sevieri	1999-02
158	Matt Foote.....	2004-07
151	Jack Zoellner	2014-17
146	Daniel Stovall.....	2004-07
139	Aaron Sisk.....	1998-00
134	Carl Stajduhar	2015-17
129	Mark Okano.....	1998-01

SACRIFICE BUNTS (Season)

19	Aaron Siple	2014
----	-------------------	------

TOP-10 INDIVIDUAL HITTING RECORDS



UNIVERSITY OF NEW MEXICO BASEBALL HISTORY & RECORDS



16	Sam Haggerty	2013
15	Max Willett	2009
13	Daniel Gonzalez.....	2010
	Kevin Atkinson.....	2009
	Scott Gracey.....	2007
12	Justin Watari.....	2018
	Jared Holley	2013
	Chris Juarez	2010
	Jay Russell.....	2006
	Mike Svetlic	2003
	Hank Garcia.....	1972

SACRIFICE BUNTS (Career)

31	Alex Allbritton.....	2010-13
30	Jared Holley	2013-16
	Max Willett	2007-10
29	Aaron Siple.....	2014-15
24	Daniel Gonzalez...	2009-10
	Jay Russell.....	2004-07
22	Hank Garcia.....	1970-73
20	Sam Haggerty	2013-15
	Scott Gracey.....	2007-08
19	Justin Watari.....	2017-19
	Ben Woodchick....	2009-12
	Adam Courcha.....	2007-10
	Dusty Young.....	2000-03

SACRIFICE FLIES (Season)

11	Troy Cairns	2002
10	Chris Carlson	2006
	Antonio Fernandez ...	1993
9	Chris Carlson	2005
	Scott Candelaria.....	1999
	Aaron Sisk.....	1999
8	Alex Allbritton.....	2013
	Aaron Stanley.....	2000
	Glen Russell.....	1985
7	Dusty Young.....	2002
	Mark Wulfert.....	1995
	Mark Gulseth.....	1993

SACRIFICE FLIES (Career)

19	Chris Carlson	2005-06
18	Alex Allbritton.....	2010-13
	Antonio Fernandez...	1992-94
16	Troy Cairns	2000-02
	Aaron Sisk.....	1998-00
15	Scott Candelaria..	1998-00
	Glen Russell.....	1982 '84-86
13	Carl Stajduhar	2015-17
	Dusty Young.....	2000-03
12	Lon Yamaguchi.....	1996-99
	Mark Wulfert.....	1992-95

HIT BY PITCH (Season)

19	Aaron Santini.....	1992
18	Matt Foote.....	2006
17	Chris Alexander	2003
	Chris Armstrong.....	1999
15	Jared Holley	2013
	Dee Dennis	2000
	Matt Yost.....	1991
14	Jordan Pacheco.....	2006
	Joe Salas	2004
	Paul Huitt	1990

HIT BY PITCH (Career)

39	Jared Holley	2013-16
38	Joe Salas	2001-04
30	Carl Stajduhar	2015-17
28	Chris Alexander..	2000-03
	Aaron Santini.....	1991-93
27	Rafael Neda.....	2008-10
26	Matt Foote.....	2004-07
	Jordan Pacheco..	2004-07
	Chris Armstrong...	1998-99
25	Dusty Young.....	2000-03

HITTING STREAK (Season)

39	Dusty Young.....	2003
32	Troy Cairns	2002
29	Aaron Sisk.....	1999
	Antonio Fernandez ...	1993
27	Justin Howard.....	2010
26	Josh Melendez	2013
	Mitch Garver	2013
25	Scott Candelaria.....	2000

* - NCAA Record

TOP-10 INDIVIDUAL HITTING RECORDS



UNIVERSITY OF NEW MEXICO BASEBALL HISTORY & RECORDS



TOP-10 INDIVIDUAL PITCHING RECORDS

APPEARANCES (Season)

32	Joe Coleman	1987
31	Hobie McClain	2013
	Joe Salas	2004
29	Taylor Duree	2014
	Gabe Agular	2013
	Josh Walker	2013
	Joe Warren	1988
27	Christian Tripp	2016
	Cole White	2009
	David Waites	1997
	Bill Irwin	1971

APPEARANCES (Career)

80	Carson Schneider	2014-17
77	Taylor Duree	2013-16
75	Joe Coleman	1985-88
72	Alex Estrella	12-13 '15-16
	Victor Sanchez	2013-16
71	Christian Tripp	2016-18
68	David Steinberg	1979-82
66	Gabe Aguilar	2009-10 '12-13
	Kevin Letz	2002-05
	Joe Salas	2001-04
65	Rudy Jaramillo	2009-12

COMPLETE GAMES (Season)

10	Russell Alexanderson	1990
	Pat Fetty	1990
9	Rob Hoover	1979
	Arnie Marzullo	1972
8	Eddie Miguez	1999
	Ken Wilp	1983
7	Jim Serrano	1998
	Steve Paar	1988
	Keil Higgins	1982
	Pat Beilsmith	1975
	Kent Seaman	1975
	Jim Kremmel	1970

COMPLETE GAMES (Career)

20	Rob Hoover	1976-79
19	Russell Alexanderson	86-87 '89-90
16	Pat Fetty	1990-91
15	Jim Kremmel	1968-71
14	Kent Seaman	1973-75
	Arnie Marzullo	1972-73
13	Steve Paar	1987-88
	Pat Beilsmith	1975-76
	Bob McAulay	1966-68
12	Dean Duane	1982-85

GAMES STARTED (Season)

18	James Vermilyea	2002
17	Danny Ray Herrera	2006
	James Vermilyea	2003
	Chris Cooper	2001
	Chris Cooper	2000
	Eddie Miguez	1999
	Ken Wilp	1983
16	15 times	(last - Tyler Stevens 2016)

GAMES STARTED (Career)

47	Rob Hoover	1976-79
45	Dean Duane	1982-85
44	Tyler Stevens	2015-17
	Danny Ray Herrera	2004-06
42	Kurt Hildebrandt	1991-93 '95
	Rudy Jaramillo	2009-12
	Jim Kremmel	1968-71
40	James Vermilyea	2001-03
	Barry Kiess	1994-97
38	Joe Romero	1991-93
37	Ron Adair	1971-74
	Bob McAulay	1966-68

WINS (Season)

14	Dean Duane	1985
11	Josh Walker	2013
10	Danny Ray Herrera	2006
	Luis Gonzalez	1996
	Rob Hoover	1979
9	Carson Schneider	2016
	Toller Boardman	2015
	Mike Albers	2000
	Chris Cooper	2000
	Jim Serrano	1998
	Chris Baum	1994
	Ron Adair	1972
	Jim Kremmel	1970
	Bob McAulay	1968

WINS (Career)

27	Rob Hoover	1976-79
26	Josh Walker	2012-14
24	Bob McAulay	1966-68
23	Dean Duane	1982-85
22	Danny Ray Herrera	2004-06
	Jim Kremmel	1968-71
21	Kurt Hildebrandt	1991-93 '95
20	Carson Schneider	2014-17
	Tyler Stevens	2015-17
	Rod Adair	1971-74

WINNING PCT. (Season Min. 8 Dec.)

1.000	Dean Duane	1985	(14-0)
1.000	Danny Ray Herrera	2006	(10-0)
.917	Josh Walker	2013	(11-1)
.875	Jim Coleman	1994	(7-1)
.875	Chris Baum	1993	(7-1)
.818	Chris Baum	1994	(9-2)
.818	Bob McAulay	1968	(9-2)
.778	James Harrington	2016	(7-2)
.778	Luis Gonzalez	1995	(7-2)
.778	Jim Kremmel	1969	(7-2)

WINNING PCT. (Career Min. 15 Dec.)

.773	Luis Gonzales	1995-96	(17-5)
.750	Jim Coleman	1991-94	(12-4)
.743	Josh Walker	2012-14	(26-9)
.727	Bob McAulay	1966-68	(24-9)
.722	Don Miller	1972-75	(13-5)
.714	Carson Schneider	2014-17	(20-8)
.708	Chris Baum	1992-95	(17-7)
.704	Ralph Sallee	1966-68	(19-8)
.696	Justin Armbruester	2018-21	(16-7)
.688	Gary Jacobs	1969-70	(11-5)
.650	Arnie Marzullo	1972-73	(13-7)
.647	Danny Ray Herrera	2004-06	



UNIVERSITY OF NEW MEXICO BASEBALL HISTORY & RECORDS



(22-12)

INNINGS PITCHED (Season)

131.1	James Vermilyea2002
128.1	Danny Ray Herrera2006
126.1	James Vermilyea2003
118.0	Eddie Misquez1999
116.1	Jim Serrano1998
112.1	Chris Cooper2000
111.2	Austin House2012
	Chris Cooper2001
108.0	Luis Gonzalez1996
107.2	Arnie Marzullo1972

INNINGS PITCHED (Career)

311.1	Rob Hoover1976-79
304.2	Jim Kremmel1968-71
303.1	James Vermilyea	..2001-03
294.0	Danny Ray Herrera2004-06
279.2	Ron Adair1971-74
276.1	Dean Duane1982-85
274.2	Rudy Jaramillo2009-12
267.1	Josh Walker2012-14
266.0	Tyler Stevens2015-17
262.1	Bob McAulay1966-68

ERA (Season 1 IP/Team G)

1.13	Lloyd Randel1962
1.44	Bob McAulay1968
1.63	Jim Kremmel1969
2.16	Jack Wilson1977
2.24	Danny Ray Herrera2006
2.27	Jim Weber1975
2.34	Ralph Sallee1967
2.43	Arnie Marzullo1972
2.51	Justin Slaten2019
2.60	Rick Koch1973

ERA (Career 1 IP/Team G)

1.81	Lloyd Randel1961-62
2.46	Jack Wilson1976-77
2.74	Arnie Marzullo1972-73
2.88	Bob McAulay1966-68
2.92	Jim Kremmel1968-71
3.26	Rick Bodle1967-69
3.43	Jack Hollis1976-77
3.46	Toller Boardman2015
3.49	Pat Beilsmith1975-76
3.55	Justin Armbruster	2018-21

3.65	Bobby LaFromboise2007-08
3.67	Ralph Sallee1966-68

STRIKEOUTS (Season)

137	Jim Serrano1998
134	Jim Kremmel1970
130	Bob McAulay1966
128	Bob McAulay1968
116	Ralph Sallee1967
115	Ralph Sallee1968
112	James Vermilyea2003
107	James Vermilyea2002
	Jim Kremmel1971
106	Chris Cooper2000

STRIKEOUTS (Career)

356	Jim Kremmel1968-71
334	Bob McAulay1966-68
308	Justin Armbruster	2018-21
299	Ralph Sallee1966-68
251	James Vermilyea	..2001-03
222	Tyler Stevens2015-17
	Danny Ray Herrera2004-06
214	Kurt Hildebrandt1991-93 '95
202	Rob Hoover1976-79
196	Jim Kalk1964-66
188	Chris Cooper2000-01
187	Justin Slaten2017-19

WALKS (Season)

68	Jim Serrano1998
67	Ken Yonker1987
61	Dean Duane1983
59	Ken Wilp1983
58	Barry Kiess1997
55	Mike Albers2000
	Barry Kiess1994
52	Chris Baum1994
51	Ryan Mueller1994
	Joe Warren1988
	Joe Coleman1987
	Bob McAulay1968

WALKS (Career)

160	Barry Kiess1994-97
146	Moe Camilli1978-81
141	Dean Duane1982-85
138	Kurt Hildebrandt1991-95
136	Jim Kremmel1968-71
135	Bob McAulay1966-68
131	Joe Coleman1985-88
130	Jim Weber1972-75

125	Ron Adair1971-74
119	J.C. Ortiz1996-99
	Kevin Andersh1982-84

LOSSES (Season)

11	Ty Van Dyke1989
10	Ken Wilp1983
9	Justin Slaten2018
	Stephen Smith2007
	James Vermilyea2002
	Craig Cuthbert1989
	Kevin Andersh1983
	Jay Higgins1964
8	Rudy Jaramillo2011
	Richard Olson2011
	Karsten Gaarder2005
	Matthew Bullen2002
	Eddie Misquez1999
	David Meng1995
	Steve Paar1987
	Jim Kremmel1971

LOSSES (Career)

21	Barry Kiess1994-97
17	Kurt Hildebrandt1991-95
	Brian Clark1988-91
	Ty Van Dyke1988-89
	Kevin Andersh1982-84
16	Justin Slaten2017-19
	Craig Cuthbert1988-91
	Russell Alexanderson	..1986-87 '89-90
15	Rudy Jaramillo2009-12
	Eddie Misquez1998-99

SAVES (Season)

11	Ed Bartholomew1985
10	Malachi Emond2019
	Victor Sanchez2014
9	David Meng1994
8	Christian Tripp2018
	Victor Sanchez2016
7	Alex Estrella2016
	Josh Walker2013
	Gera Sanchez2011
	Jeff Perez2001

SAVES (Career)

20	Victor Sanchez2013-16
18	Christian Tripp2016-18
15	Gera Sanchez2010-12
13	Ed Bartholomew1983-85
12	Malachi Emond2018-19

TOP-10 INDIVIDUAL PITCHING RECORDS



UNIVERSITY OF NEW MEXICO BASEBALL HISTORY & RECORDS



11	Joe Salas	2001-04
10	David Meng	1994-95
9	Alex Estrella.....	2012-13 '15-16
	Joe Abell	1997-00
	Clinton Cox.....	2008-09

INDIVIDUAL FIELDING

ASSISTS (Season)

221	Dalton Bowers	2016
206	Daniel Gonzalez	2010
205	Lon Yamaguchi	1998
202	Ryan Barba	2006
199	Sam Haggerty	2014
197	Paul Huitt	1991
190	Jordan Pacheco	2006
189	Mike Brownstein	2009
184	Gerardo Yepiz	1992
183	Daniel Gonzalez	2009
	Scott Gracey	2008

ASSISTS (Career)

612	Lon Yamaguchi	1996-99
599	Ryan Barba	2003-06
584	Travis Young	1994-97
566	Jordan Pacheco ..	2005-07
	Dusty Young	2000-03
565	Alex Allbritton	2010-13
542	Jared Holley	2013-16
475	Troy Cairns	2000-02
458	Sam Haggerty	2013-15
433	Jim Fregosi	1983-85

PUTOUTS (Season)

588	Jack Zoellner	2016
537	Justin Howard	2010
527	Kevin Atkinson	2008
517	Daniel Stovall	2005
515	Chris Alexander	2003
511	Mark Gulseth	1993
506	Daniel Stovall	2007
483	Daniel Stovall	2006
480	Jack Zoellner	2017
475	Mark Gulseth	1992

PUTOUTS (Career)

1,886	Daniel Stovall	2004-07
1,854	Jack Zoellner	2014-17
1,388	Chris Alexander ..	2000-03
1,136	Mitch Garver	2010-13
1,008	Mark Gulseth	1991-93

932	Kevin Atkinson	2008-09
900	Rafael Neda	2008-10
896	DJ Peterson	2011-13
764	Jeff Grady	2002-05
720	Dee Dennis	1999-2000

ERRORS (Season)

46	Tom Francis	1981
31	Travis Young	1994
30	Kyle Rutledge	1977
26	Jim Shevlin	1988
	Jim Fregosi	1983
25	Mike Foote	1978
24	Jim Fregosi	1985
23	Lon Yamaguchi	1997
	Nate Johnsen	1987
22	Ryan Barba	2006
	Scott Candelaria	1999
	Lon Yamaguchi	1998
	Aarton Santini	1992
	Jim Shevlin	1987
	Glen Russell	1986

ERRORS (Career)

76	Lon Yamaguchi	1996-99
73	Tom Francis	1979-82**
	(**fielding stats missing from 1980)	
65	Glen Russell	1982 '84-86
62	Travis Young	1994-97
61	Kyle Rutledge	1976-79**
	(**fielding stats missing from 1976)	
60	Ryan Barba	2003-06
	Jim Fregosi	1983-85
54	Josh Mader	2002-04
52	Dusty Young	2000-03
51	Scott Candelaria ..	1998-00

INDIVIDUAL MISCELLANEOUS

MOST CONSECUTIVE STARTS (Career)

181	Mitch Garver	2010-13
166	Carl Stajduhar	2015-17
154	Jared Mang	2016-19
144	Daniel Stovall.....	2004-07
139	Antonio Fernandez.....	1992-94
135	Aaron Sisk.....	1998-00
124	Larry Harrison	1980-83
118	Sam Haggerty	2013-15
117	Chase Harris.....	2013-14
108	Matt Foote.....	2004-07
105	Lenny Junior Ashby.	2022-23
101	Lon Yamaguchi.....	1996-99

TOP-10 INDIVIDUAL PITCHING & FIELDING RECORDS



UNIVERSITY OF NEW MEXICO BASEBALL HISTORY & RECORDS



HITTING

GAMES PLAYED

Fr.	67	Jim Fregosi1983
So.	62	Carl Stajduhar2016
Jr.	61	Mitch Garver2012
Sr.	67	Larry Harrison1983

BATTING AVERAGE

Fr.	.408	Jordan Pacheco2005
So.	.430	Antonio Fernandez1993
Jr.	.445	Jim Fregosi1985
Sr.	.551	Keith Hagman1980*

ON BASE PERCENTAGE

Fr.	.498	Matt Young2002
So.	.504	Rafael Neda2009
Jr.	.520	DJ Peterson2013
Sr.	.584	Keith Hagman1980

SLUGGING PERCENTAGE

Fr.	.717	Jordan Pacheco2005
So.	.734	DJ Peterson2012
Jr.	.822	Justin Olson2023
Sr.	.912	Keith Hagman1980

AT-BATS (season)

Fr.	246	DJ Peterson2011
So.	275	Troy Cairns2001
Jr.	268	Mitch Garver2012
Sr.	267	Dusty Young2003

AT-BATS (game)

Fr.	7	Danny Collier5/23/14
		William Smith3/26/71
So.	8	Josh Mader5/2/03
Jr.	8	Hank Garcia3/31/72
Sr.	8	Chris Armstrong4/1/99

RUNS (season)

Fr.	65	Jordan Pacheco2005
So.	79	Jordan Pacheco2006
Jr.	86	Jim Fregosi1985
Sr.	77	Justin Howard2010

RUNS (game)

Fr.	5	Ron Adair3/13/71
		Ron Adair3/24/71
So.	5	numerous times	
Jr.	6	Brian Cavazos-Galvez4/12/08
		Lon Yamaguchi2/25/98
Sr.	6	Justin Howard4/18/10
		Brian Cavazos-Galvez5/16/09
		Dane Hamilton3/7/09
		Sean Murray5/15/04

HITS (season)

Fr.	95	Jordan Pacheco2005
So.	104	DJ Peterson2012
Jr.	106	Robert Gonzalez1997
Sr.	125	Keith Hagman1980

HITS (game)

Fr.	5	numerous times	
So.	6	Carl Stajduhar4/9/16
		John Pustay4/5/12
Jr.	6	Brian Cavazos-Galvez4/12/08
		Aaron Santini3/6/93
Sr.	6	Justin Howard4/18/10
		Mike Brownstein5/14/09
		Dane Hamilton3/7/09
		Cory Robbins3/23/99
		Ronnie Meng3/19/95

RBI (season)

Fr.	53	Carl Stajduhar2015
So.	78	DJ Peterson2012
Jr.	82	Mark Gulseth1992
Sr.	95	Keith Hagman1980

RBI (game)

Fr.	7	Alex Real5/26/12
So.	10	Mark Gulseth4/19/92
Jr.	10	Brian Cavazos-Galvez4/12/08
Sr.	7	Jared Holley5/19/16

DOUBLES (season)

Fr.	32	DJ Peterson2011^
So.	29	Donny Sevieri2000
Jr.	27	Mitch Garver2012
Sr.	35	Robert Gonzales1998

DOUBLES (game)

Fr.	4	Reece Weber5/10/15
So.	3	numerous times	
Jr.	3	numerous times	
Sr.	4	Justin Howard5/2/10
		Justin Howard4/18/10
		Joe Salas4/17/04
		Dusty Young2/9/03

TRIPLES (season)

Fr.	11	Larry Harrison1980
So.	7	Ron Bunt1964
Jr.	12	Dan Fitzgerald1972
		Jim Fregosi1985
Sr.	17	Keith Hagman1980*

TRIPLES (game)

Fr.	2	numerous times	
So.	2	numerous times	
Jr.	2	numerous times	
Sr.	3	Jim Economides1957

HOME RUNS (season)

Fr.	15	Jordan Pacheco2005
So.	18	Carl Stajduhar2016
Jr.	20	Aaron Sisk1999
		Lon Yamaguchi1998
Sr.	25	Chris Alexander2003

HOME RUNS (game)

Fr.	2	numerous times	
So.	2	numerous times	
Jr.	4	Brian Cavazos-Galvez4/12/08
Sr.	3	numerous times	

TOTAL BASES (season)

Fr.	167	Jordan Pacheco2005
So.	182	DJ Peterson2012
Jr.	176	DJ Peterson2013
Sr.	207	Keith Hagman1980

TOTAL BASES (game)

Fr.	13	DJ Peterson5/20/11
So.	12	Carl Stajduhar4/9/16
		DJ Peterson4/5/12
Jr.	19	Brian Cavazos-Galvez4/12/08
Sr.	15	Dane Hamilton3/7/09

STOLEN BASES (season)

Fr.	22	Travis Young1994
So.	27	Travis Young1995
Jr.	56	Luke Oglesby1993
Sr.	40	Mark Wulfert1995

STOLEN BASES (game)

Fr.	3	numerous times	
So.	3	numerous times	
Jr.	5	Cory Robbins2/10/98
Sr.	3	numerous times	

WALKS (season)

Fr.	47	Sam Haggerty2013
So.	54	Matt Young2003
Jr.	58	Luis Gonzalez2017
Sr.	56	Mike Foote1980

WALKS (game)

Fr.	4	Troy Cairns2/12/00
		Troy Cairns2/11/00
So.	4	numerous times	
Jr.	5	DJ Peterson3/9/13
		Luke Oglesby2/25/93
Sr.	4	numerous times	

STRIKEOUTS (season)

Fr.	52	DJ Peterson2011
So.	55	Lon Yamaguchi1997
Jr.	70	Reed Spennath2023
Sr.	56	Aaron Sisk2000

STRIKEOUTS (game)

Fr.	4	numerous times	
So.	4	numerous times	
Jr.	5	Matt Alexander2/17/01
Sr.	4	numerous times	

SACRIFICE BUNTS (season)

Fr.	16	Sam Haggerty2013
So.	12	Justin Watari2018
Jr.	19	Aaron Siple2014
Sr.	13	Daniel Gonzalez2010
		Kevin Atkinson2009

SACRIFICE FLIES (season)

Fr.	6	Carl Stajduhar2015
-----	---	----------------	-----------

BY-CLASS RECORDS



UNIVERSITY OF NEW MEXICO BASEBALL HISTORY & RECORDS



So.	10	Antonio Fernandez1993
Jr.	11	Troy Cairns2002
Sr.	10	Chris Carlson2006

HIT BY PITCH (season)

Fr.	15	Jared Holley2013
So.	14	Jordan Pacheco2006
Jr.	19	Aaron Santini1992
Sr.	17	Chris Alexander2003
		Chris Armstrong1999

HIT BY PITCH (game)

Fr.	3	Jared Holley3/3/13
So.	3	Jordan Pacheco2/28/06
Jr.	3	Paul Huitt2/28/90
Sr.	2	numerous times	

HITTING STREAK

Fr.	19	Jordan Pacheco2005
So.	29	Aaron Sisk1999
Jr.	32	Troy Cairns2002
Sr.	39	Dusty Young2003%

* - NCAA Record

^ - NCAA Fr. Record

% - 13th Longest Streak In NCAA History

PITCHING

APPEARANCES

Fr.	27	Christian Tripp2016
So.	29	Taylor Duree2014
Jr.	32	Joe Coleman1987
Sr.	31	Hobie McClain2013
		Joe Salas2004

COMPLETE GAMES

Fr.	2	Tyler Stevens2015
		Danny Ray Herrera2005
So.	4	James Vermilyea2002
Jr.	10	Pat Fetty1990
Sr.	10	Russ Alexanderson1990

GAMES STARTED

Fr.	15	Jake McCasland2011
So.	18	James Vermilyea2002
Jr.	17	Danny Ray Herrera2006
		James Vermilyea2003
		Chris Cooper2000
Sr.	17	Chris Cooper2001
		Eddie Misquez1999
		Ken Wilp1983

WINS

Fr.	5	Tyler Stevens2015
So.	9	Ron Adair1972
Jr.	11	Josh Walker2013
Sr.	14	Dean Duane1985

LOSSES

Fr.	7	Danny Ray Herrera2004
-----	---	-------------------	-----------

So.	9	Justin Slaten2018
		James Vermilyea2002
		Craig Cuthbert1989
		Kevin Andersh1983
Jr.	9	Steve Smitch2007
		Jay Higgins1964
Sr.	11	Ty Van Dyke1989

INNINGS PITCHED (season)

Fr.	76.2	Jake McCasland2011
So.	131.1	James Vermilyea2002
Jr.	128.1	Danny Ray Herrera2006
Sr.	118.0	Eddie Misquez1999

INNINGS PITCHED (game)

Fr.	9.0	Tyler Stevens4/12/15
		Jake McCasland5/7/11
		Mike Gunderson5/16/92
		Kent Seaman3/15/73
So.	12.0	Jim Coleman5/15/92
Jr.	11.0	Jim Bepko3/27/75
Sr.	10.0	Bret Davis4/15/85

ERA (Min. 1 IP/team game)

Fr.	3.44	Tyler Stevens2015
So.	1.63	Jim Kremmel1969
Jr.	2.24	Danny Ray Herrera2006
Sr.	1.13	Lloyd Randel1962

STRIKEOUTS (season)

Fr.	51	Danny Ray Herrera2004
So.	130	Bob McAulay1966
Jr.	134	Jim Kremmel1970
Sr.	137	Jim Serrano1998

STRIKEOUTS (game)

Fr.	9	Danny Ray Herrera4/17/04
So.	18	Jim Kalk3/14/64
Jr.	18	Jim Kremmel3/30/70
Sr.	17	Jim Serrano2/17/98
	17	Justin Armbruster3/13/21

WALKS (season)

Fr.	55	Barry Kiess1994
So.	61	Dean Duane1983
Jr.	52	Chris Baum1994
Sr.	68	Jim Serrano1998

WALKS (game)

Fr.	9	Chris Cerny4/27/84
So.	8	John Cherney3/30/78
Jr.	8	Ken Yonker5/8/86
		Kevin Andersh4/24/84
Sr.	9	Arnie Marzullo4/14/73

SAVES

Fr.	4	Christian Tripp2016
So.	10	Victor Sanchez2014
Jr.	9	David Meng1994
Sr.	11	Ed Bartholomew1985

FIELDING

ASSISTS (season)

Fr.	178	Jim Fregosi1983
So.	199	Sam Haggerty2014
Jr.	205	Lon Yamaguchi1998
Sr.	221	Dalton Bowers2016

ASSISTS (game)

Fr.	9	Troy Cairns2/4/00
		Rob Hoover4/10/76
So.	10	Antonio Fernandez1/30/93
Jr.	9	Gerardo Yepiz5/3/91
Sr.	9	Alex Allbritton3/29/13

PUTOUTS (season)

Fr.	360	DJ Peterson2011
		Daniel Stovall2004
So.	517	Daniel Stovall2005
Jr.	588	Jack Zoellner2016
Sr.	537	Justin Howard2010

PUTOUTS (game)

Fr.	16	Conner Mang4/27/18
So.	19	Daniel Stovall2/27/05
Jr.	18	Dee Dennis4/23/99
		Jimmy Smith4/8/83
Sr.	18	Jack Zoellner4/23/17
	18	Chris Alexander3/18/03

ERRORS (season)

Fr.	31	Travis Young1994
So.	30	Kyle Rutledge1977
Jr.	46	Tom Francis1981
Sr.	26	Jim Shevlin1988

ERRORS (game)

Fr.	3	numerous times	
So.	3	numerous times	
Jr.	5	Mike Brownstein3/20/08
Sr.	3	numerous times	

BY-CLASS RECORDS



UNIVERSITY OF NEW MEXICO BASEBALL HISTORY & RECORDS



Year	G	AVG	AB	R	H	RBI	2B	3B	HR	SB-SA	SO	BB	HBP	S-SF	SLG%	OBP
1960	30	.258	1,045	135	270	118	35	19	18	--	257	91	--	--	.380	--
1961	25	.284	760	174	216	141	27	19	7	--	133	117	--	--	.397	--
1962	39	.272	986	171	268	133	27	27	12	--	178	132	19	--	.390	.369
1963*	34	.241	638	165	154	75	21	17	2	20	152	73	11	19-6	.331	.330
1964	38	.256	1,188	164	305	133	42	32	9	--	236	122	--	42	.369	--
1965	37	.273	1,090	185	298	139	40	26	14	13	168	131	--	--	.387	--
1966	40	.300	1,299	265	390	218	57	42	8	54	181	150	--	45	.428	--
1967	44	.272	1,351	247	368	199	67	31	16	26	216	154	--	--	.403	--
1968	50	.266	1,529	244	407	194	46	35	11	35	258	158	--	--	.364	--
1969	48	.257	1,511	246	389	187	58	21	10	64	288	215	--	--	.343	--
1970	45	.283	1,479	291	418	230	44	23	15	94	223	233	--	38	.374	--
1971	55	.318	1,872	467	596	400	88	57	33	67	281	291	--	71	.479	--
1972	53	.290	1,774	366	515	302	58	48	18	64	277	227	--	56	.408	--
1973	45	.301	1,485	295	447	251	43	35	15	61	182	171	--	39	.407	--
1974	51	.295	1,627	270	480	242	87	32	15	53	198	177	--	38	.415	--
1975	50	.278	1,606	279	446	219	56	25	8	47	238	192	--	30	.359	--
1976	52	.294	1,574	313	463	251	66	34	14	81	186	214	--	44	.406	--
1977	52	.298	1,595	338	476	269	54	40	18	96	261	234	--	31	.417	--
1978	55	.306	1,673	359	512	297	85	41	23	74	324	238	--	--	.447	--
1979	61	.335	1,947	457	653	381	110	44	21	114	247	273	--	49	.469	--
1980	63	.354	1,888	487	668	445	135	62	50	56	266	271	18	48	.570	.440
1981	55	.311	1,708	357	531	311	84	34	24	42-60	225	208	--	15-23	.442	.414
1982	62	.328	1,889	393	619	345	109	34	27	62-81	277	241	--	21-15	.464	.358
1983	67	.275	1,940	326	534	267	74	33	29	42-61	299	231	20	29-18	.392	.389
1984	54	.320	1,851	393	592	345	115	36	41	54-82	248	197	13	15-22	.487	.341
1985	59	.355	1,898	515	674	455	123	39	70	52-79	237	285	22	23-28	.572	.445
1986	48	.361	1,554	463	561	409	104	38	66	65-86	256	232	20	13-22	.604	.443
1987	58	.303	1,779	421	539	353	90	31	40	79-103	348	321	23	21-22	.456	.422
1988	55	.293	1,731	372	507	323	75	24	46	60-81	358	242	20	22-15	.444	.382
1989	48	.278	1,427	233	396	197	54	17	15	43-64	242	194	26	11-14	.371	.374
1990	56	.287	1,694	348	486	292	75	21	26	69-100	297	213	44	17-17	.402	.377
1991	58	.301	1,860	375	559	319	90	26	37	71-96	336	237	43	24-16	.437	.400
1992	60	.317	1,866	409	591	358	90	25	33	87-126	280	266	65	23-24	.445	.420
1993	56	.344	1,905	517	656	450	115	23	55	108-143	262	300	43	33-11	.515	.444
1994	56	.323	1,857	447	599	404	108	21	51	94-119	320	252	56	19-32	.486	.419
1995	55	.333	1,867	434	621	392	105	21	45	106-128	290	226	44	26-34	.484	.417
1996	51	.327	1,711	349	559	313	96	24	29	102-140	323	202	34	20-25	.462	.408
1997	57	.338	2,050	480	692	425	158	27	50	93-125	401	217	47	22-15	.514	.413
1998	58	.332	2,098	522	697	480	181	19	91	89-121	422	228	66	29-20	.567	.414
1999	60	.344	2,248	524	774	485	161	18	85	78-96	365	220	67	34-12	.545	.407
2000	56	.335	2,058	498	690	436	148	25	51	107-135	330	254	50	33-24	.506	.415
2001	60	.306	2,098	403	642	358	134	18	34	89-122	380	221	59	21-42	.436	.384
2002	57	.345	2,160	493	746	438	139	22	53	75-109	315	199	59	44-29	.504	.408
2003	60	.345	2,272	594	784	546	172	23	93	62-87	384	234	89	18-29	.564	.424
2004	56	.326	2,052	438	669	394	109	26	75	50-76	351	175	45	27-21	.514	.387
2005	58	.326	2,129	493	694	448	131	41	82	40-62	427	219	54	15-35	.542	.397
2006	59	.324	2,147	507	696	471	130	19	69	55-72	399	245	71	42-30	.499	.406
2007	58	.310	2,022	421	626	378	113	15	36	62-84	331	300	58	58-28	.434	.409
2008	59	.314	2,118	424	664	389	136	25	40	59-82	287	198	70	54-27	.458	.386
2009	57	.363	2,120	528	770	494	158	47	51	74-91	272	218	61	61-28	.554	.432
2010	60	.346	2,201	494	762	457	161	24	40	49-79	322	247	41	25-57	.496	.418
2011	61	.271	2,091	304	566	264	101	14	18	29-49	370	176	44	50-18	.358	.337
2012	61	.326	2,236	468	728	434	133	30	45	61-81	338	219	38	40-29	.472	.391
2013	59	.334	2,169	487	724	449	149	31	53	71-99	364	289	66	54-32	.504	.422
2014	58	.312	2,097	370	654	337	103	19	17	56-78	312	212	43	50-22	.403	.383
2015	59	.310	2,046	416	635	381	141	24	36	38-56	352	298	43	42-28	.456	.404
2016	62	.316	2,190	467	692	432	150	20	65	50-68	370	313	56	49-31	.492	.410
2017	58	.318	2,086	497	664	449	141	22	63	48-68	378	320	56	26-27	.498	.418
2018	54	.279	1,854	303	517	273	96	14	28	34-58	385	230	56	14-34	.391	.373
2019	52	.292	1,792	322	523	288	110	18	23	73-93	331	219	40	18-29	.412	.378
2020	18	.297	623	131	185	111	41	10	6	35-42	119	98	16	4-9	.424	.401
2021	41	.307	1,446	261	444	237	94	14	37	33-56	299	132	53	23-11	.468	.383
2022	54	.287	1,912	353	549	326	125	22	67	24-32	467	212	44	12-20	.481	.368
2023	51	.329	1,879	441	618	412	125	24	87	32-42	391	219	37	4-15	.560	.407
Total:	3,310	.310	112,646	23,909	35,168	20,949	6,293	1,768	2,429	3,721	18,810	13,823	1,950	1,751-1,046	.460	.390

* Records available for only 20 games in 1963. Non-conference away results unavailable.

YEAR-BY-YEAR HITTING



UNIVERSITY OF NEW MEXICO BASEBALL HISTORY & RECORDS



Year	IP	H	R	ER	BB	SO	WP	HP	W-L	ERA	CG	SV
1960	258.0	273	216	145	164	208	10	5	11-19	5.06	--	--
1961	201.0	224	182	156	119	174	14	9	13-12	6.99	10	--
1962	243.1	236	172	111	110	190	17	18	16-14	4.07	--	--
1963*	170.2	186	120	84	88	97	10	13	18-16	4.43	8	--
1964	300.0	421	309	238	152	244	34	13	8-29^	7.13	--	--
1965	317.2	300	238	168	156	276	10	18	18-19	4.76	--	--
1966	320.0	390	254	194	174	313	--	--	23-17	5.38	11	--
1967	377.1	380	239	180	183	360	27	--	24-19^	4.29	11	--
1968	407.0	329	173	130	206	469	--	--	37-13	2.87	15	--
1969	412.0	403	206	156	168	378	26	--	30-17^	3.40	12	--
1970	381.0	401	218	182	186	372	--	--	27-18	4.29	13	--
1971	466.2	482	310	253	238	384	--	--	29-26	4.88	8	--
1972	444.1	499	302	251	247	325	--	--	29-24	5.08	15	--
1973	374.1	381	237	175	217	254	22	7	28-17	4.21	15	--
1974	420.0	477	288	223	213	247	25	6	28-23	4.78	17	--
1975	420.0	463	245	180	172	309	--	--	26-24	3.86	26	--
1976	404.1	431	259	176	166	277	--	--	28-24	3.92	17	--
1977	405.1	420	255	186	190	298	--	--	32-20	4.13	7	--
1978	434.2	488	342	279	246	304	--	--	31-24	5.78	15	--
1979	481.0	521	325	252	233	220	--	--	37-23^	4.72	21	--
1980	462.2	560	378	307	224	260	12	14	41-22	5.97	6	--
1981	414.0	573	432	305	219	188	31	21	24-30^	6.63	11	5
1982	455.1	527	330	240	238	315	38	18	33-29	4.74	13	11
1983	490.1	626	431	324	296	364	57	20	25-41^	5.95	18	5
1984	440.2	516	337	257	235	314	46	31	31-26^	5.25	11	7
1985	455.0	558	350	274	242	308	28	20	42-17	5.42	11	12
1986	350.1	486	414	323	256	282	59	18	26-21^	8.30	8	4
1987	447.2	604	461	363	257	262	80	31	29-29	7.30	13	5
1988	419.1	636	510	428	262	251	62	34	23-31^	9.19	12	7
1989	350.1	585	443	385	164	177	43	23	10-37^	9.89	16	0
1990	420.1	513	346	278	208	232	25	12	25-31	5.95	29	5
1991	459.1	630	422	352	259	296	58	37	25-33	6.90	15	7
1992	469.1	534	327	282	260	267	43	29	34-25^	5.41	13	10
1993	449.1	584	387	344	227	293	34	28	35-21	6.89	13	4
1994	450.1	562	430	372	323	311	79	44	32-24	7.43	3	11
1995	443.2	585	406	334	239	333	45	49	29-26	6.78	6	3
1996	413.0	508	317	268	191	334	43	42	27-24	5.84	13	7
1997	469.0	626	479	399	306	340	65	58	25-32	7.66	2	8
1998	492.0	713	570	494	306	368	54	49	27-31	9.04	11	4
1999	519.2	722	490	429	286	361	42	48	29-30^	7.43	10	9
2000	490.0	578	395	352	249	391	58	52	35-21	6.47	9	11
2001	515.2	661	434	372	220	366	34	77	26-34	6.59	7	10
2002	502.2	728	523	463	264	369	68	81	22-35	8.29	6	5
2003	534.1	706	459	391	192	366	52	80	34-26	6.59	3	7
2004	489.0	623	434	372	253	376	60	81	26-29^	6.85	3	7
2005	512.0	750	537	458	255	398	55	86	26-32	8.05	6	9
2006	524.2	706	463	404	249	323	31	59	30-29	6.93	4	6
2007	509.2	640	374	332	209	326	44	60	28-30	5.86	6	6
2008	527.0	658	394	332	201	358	21	56	34-25	5.67	4	7
2009	506.2	587	341	296	217	394	41	61	37-20	5.26	1	12
2010	536.1	673	379	322	203	414	39	48	38-22	5.40	3	9
2011	528.1	612	390	341	213	390	46	52	20-41	5.81	5	9
2012	541.2	605	309	265	195	475	44	73	37-24	4.40	4	14
2013	536.1	583	340	295	234	365	69	66	37-22	4.95	1	14
2014	521.0	581	293	245	172	311	51	51	37-20^	4.23	2	16
2015	512.2	572	333	279	198	317	50	47	32-27	4.90	2	9
2016	549.2	657	356	297	204	363	57	43	39-23	4.86	3	21
2017	508.2	659	402	354	211	376	50	44	30-27^	6.26	2	8
2018	476.1	621	412	348	208	425	55	61	20-33^	6.58	1	11
2019	455.0	555	369	314	235	421	69	52	23-28^	6.21	0	13
2020	159.2	157	106	79	67	166	21	18	14-4	4.45	0	5
2021	354.0	451	284	235	144	331	38	46	16-25	5.97	1	6
2022	466.0	744	546	469	223	351	86	86	21-33	9.06	0	7
2023	435.2	538	324	288	155	341	41	43	26-25	5.95	1	5

Total 27,803.1 33,998 22,347 18,380 13,597 20,268 2,319 2,138 1,929-1,762-17 5.95 529 351

^ Denotes tie * Records available for only 20 games in 1963. Non-conference away results unavailable.

COMPLETE RECORDS ONLY AVAILABLE SINCE 1960



UNIVERSITY OF NEW MEXICO BASEBALL HISTORY & RECORDS



GAMES PLAYED

1962	Isidro Rubi	30
1963	Gary Ness	33
1964	Max Forrest	38
1965	Three with	37
1966	Mark Johnson	40
1967	Two with	48
1968	Mike McLaughlin	50
1969	Two with	48
1970	Rick Laub	44
1971	Larry Minarsich	53
1972	Three with	53
1973	Four with	45
1974	Mike Pettenuzzo	50
1975	Two with	50
1976	Mike Delmonico	50
1977	Steve Muccio	49
1978	Aaron Cain	54
1979	Steve Muccio	61
1980	Three with	63
1981	Tom Francis	54
1982	Two with	62
1983	Two with	67
1984	Jay Slotnick	55
1985	Jim Fregosi	59
1986	Three with	48
1987	Steve McKee	58
1988	Chad Kuhn	55
1989	Eric Torres	48
1990	Colclough/Miller	55
1991	Huitt/Yost	57
1992	Roe/Yepiz	60
1993	Three with	56
1994	Three with	56
1995	Young/Sousa	55
1996	Young/Hosino	51
1997	Three tied	57
1998	Yamaguchi/Gonzales	57
1999	Candelaria/Sisk	60
2000	Aaron Sisk	56
2001	Troy Cairns	60
2002	Cairns/Alexander	56
2003	Four with	58
2004	Joe Salas/Matt Young	56
2005	Daniel Stovall	58
2006	Five with	59
2007	Daniel Stovall	58
2008	Atkinson/Brownstein	59
2009	Atkinson/Brownstein/ Gonzalez/Willett	57
2010	Daniel Gonzalez	60
2011	Garver/Peterson	61
2012	Garver/Peterson/Stiner	61
2013	Harris/Garver/ Melendez/Haggerty	59
2014	Harris/Haggerty	58
2015	Carl Stajduhar	59
2016	Carl Stajduhar	62
2017	Carl Stajduhar	58
2018	Hayden Schilling	49
2019	Jared Mang	52
2020	Castillo/Fullerton/Reyes/Mang/ Thomas-Rivera	18
2021	Chambers/Cano	41
2022	Lenny Junior Ashby	54
2023	Ashby/Runion/Weissenborn	51

AT-BATS

1962	Rubi/Ness	106
1963	Gary Ness	130
1964	Max Forrest	127
1965	Mark Johnson	137
1966	Mark Johnson	146
1967	Mark Johnson	157
1968	Mike McLaughlin	180
1969	Jim Johnson	166
1970	Rick Wicks	163
1971	Faford/Smith	193
1972	Perry Danforth	215
1973	Perry Danforth	189
1974	Mike Pettenuzzo	193
1975	Mike Pettenuzzo	188
1976	Mike Delmonico	181
1977	Kyle Rutledge	169
1978	Aaron Cain	201
1979	Aaron Cain	232
1980	Keith Hagman	227
1981	Tom Francis	209
1982	Tom Francis	239
1983	Larry Harrison	225
1984	Jay Slotnick	196
1985	Jim Fregosi	211
1986	Glen Russell	187
1987	Steve McKee	199
1988	Dave Kirkpatrick	208
1989	Eric Torres	208
1990	Mark Colclough	192
1991	Paul Huitt	196
1992	Tommy Roe	210
1993	Antonio Fernandez	221
1994	Antonio Fernandez	213
1995	Travis Young	225
1996	Travis Young	215
1997	Travis Young	253
1998	Robert Gonzales	259
1999	Scott Candelaria	262
2000	Scott Candelaria	258
2001	Troy Cairns	275
2002	Chris Alexander	249
2003	Dusty Young	267
2004	Josh Mader	233
2005	Daniel Stovall	246
2006	Daniel Stovall	266
2007	Daniel Stovall	249
2008	Mike Brownstein	254
2009	Kevin Atkinson	230
2010	Justin Howard	261
2011	Kyle Stiner	252
2012	Mitch Garver	268
2013	Chase Harris	262
2014	Chase Harris	247
2015	Carl Stajduhar	233
2016	Carl Stajduhar	257
2017	Jared Mang	241
2018	Hayden Schilling	178
2019	Jared Mang	208
2020	Kyler Castillo	75
2021	Mack Chambers	170
2022	Lenny Junior Ashby	219
2023	Braydon Runion	213

RUNS

1962	Isidro Rubi	30
1963	Isidro Rubi	27
1964	Gary Ness	24
1965	Mark Johnson	27
1966	Mark Johnson	38
1967	Two with	34
1968	Mike McLaughlin	39
1969	Bob Faford	35
1970	Ken Johnson	47
1971	Bob Faford	72
1972	Garcia/Mernick	54
1973	Dan Fitzgerald	52
1974	Mark Hiller	46
1975	Mark Hiller	50
1976	Bob Bartell	40
1977	Aaron Cain	48
1978	Aaron Cain	55
1979	Aaron Cain	71
1980	Keith Hagman	73
1981	Tom Francis	57
1982	Tom Francis	61
1983	Larry Harrison	54
1984	Jay Slotnick	45
1985	Jim Fregosi	86
1986	Steve McKee	65
1987	Steve McKee	69
1988	Chad Kuhn	45
1989	Eric Torres	38
1990	Thane Miller	45
1991	Gerardo Yepiz	55
1992	Gerardo Yepiz	57
1993	Luke Oglesby	82
1994	Mark Wulfert	64
1995	Mark Wulfert	63
1996	Travis Young	56
1997	Travis Young	72
1998	Lon Yamaguchi	81
1999	Lon Yamaguchi	75
2000	Aaron Sisk	69
2001	Troy Cairns	57
2002	Matt Young	64
2003	Matt Young	76
2004	Matt Young	60
2005	Chris Carlson	66
2006	Jordan Pacheco	79
2007	Jordan Pacheco	63
2008	Mike Brownstein	53
2009	Mike Brownstein	72
2010	Justin Howard	77
2011	Kyle Stiner	42
2012	Mitch Garver	68
2013	DJ Peterson	68
2014	Sam Haggerty	57
2015	Jack Zoellner	49
2016	Luis Gonzalez	63
2017	Carl Stajduhar	65
2018	Connor Mang/Justin Watari	35
2019	Jared Mang	57
2020	Harry Fullerton	20
2021	Mack Chambers	41
2022	Lenny Junior Ashby	42
2023	Reed Spenrath	54

YEAR-BY-YEAR LEADERS



UNIVERSITY OF NEW MEXICO BASEBALL HISTORY & RECORDS



BATTING AVERAGE

1962	Isidro Rubi	387
1963	Isidro Rubi	315
1964	Gary Ness	386
1965	Ron Bunt	331
1966	Dave Chase	374
1967	Dave Chase	327
1968	Mike McLaughlin	350
1969	Bob Faford	327
1970	Larry Minarsich	394
1971	Bob Faford	430
1972	Hank Garcia	350
1973	Dan Fitzgerald	408
1974	Mike Pettenuzzo	363
1975	Mike Pettenuzzo	367
1976	Mike Delmonico	370
1977	Steve Muccio	378
1978	Duffy Ryan	394
1979	Tom Francis	392
1980	Keith Hagman	551*
1981	Tom Francis	388
1982	Barry Brunenkant	389
1983	Brian Kubala	342
1984	Greg Hall	352
1985	Jim Fregosi	445
1986	Marc Iannaccone	425
1987	Nate Johnsen	359
1988	Jim Shevlin	346
1989	Eric Torres	371
1990	Gerardo Yepiz	356
1991	Matt Yost	379
1992	Mark Gulseth	371
1993	Antonio Fernandez	430
1994	Antonio Fernandez	385
1995	Mark Wulfert	438
1996	Travis Young	442
1997	Robert Gonzales	421
1998	Lon Yamaguchi	385
1999	Okano/Armstrong	371
2000	Scott Candelaria	399
2001	Stanley/Cairns	349
2002	Josh Mader	388
2003	Sean Murray	383
2004	Josh Mader	395
2005	Jordan Pacheco	408
2006	Ian Hollick	376
2007	Jordan Pacheco	397
2008	Brian Cavazos-Galvez	367
2009	Rafael Neda	415
2010	Justin Howard	456
2011	DJ Peterson	317
2012	DJ Peterson	419
2013	DJ Peterson	408
2014	Chase Harris	377
2015	Aaron Siple	354
2016	Luis Gonzalez	381
2017	Jared Mang	373
2018	Hayden Schilling	348
2019	Jared Mang	365
2020	Kyle Landers	417
2021	Kyler Castillo	439
2022	Lenny Junior Ashby	342
2023	Dylan Ditzenberger	437

HITS

1962	Isidro Rubi	41
1963	Gary Ness	38
1964	Gary Ness	46
1965	Ron Bunt	43
1966	Dave Chase	39
1967	Paul LaPrairie	45
1968	Mike McLaughlin	63
1969	Faford/Johnson	53
1970	Ron Wicks	52
1971	Bob Faford	83
1972	Perry Danforth	71
1973	Dan Fitzgerald	71
1974	Mike Pettenuzzo	71
1975	Mike Pettenuzzo	69
1976	Mike Delmonico	67
1977	Steve Muccio	59
1978	Aaron Cain	72
1979	Aaron Cain	88
1980	Keith Hagman	125
1981	Tom Francis	81
1982	Barry Brunenkant	84
1983	Larry Harrison	68
1984	Jay Slotnick	65
1985	Jim Fregosi	94
1986	Glen Russell	76
1987	Steve McKee	68
1988	Dave Kirkpatrick	63
1989	Eric Torres	65
1990	Tommy Roe	60
1991	Matt Yost	74
1992	Gulseth/Santini	73
1993	Antonio Fernandez	95
1994	Antonio Fernandez	82
1995	Mark Wulfert	88
1996	Travis Young	95
1997	Robert Gonzales	106
1998	Robert Gonzales	97
1999	Scott Candelaria	96
2000	Scott Candelaria	103
2001	Troy Cairns	96
2002	Troy Cairns	92
2003	Dusty Young	101
2004	Josh Mader	92
2005	Jordan Pacheco	95
2006	Jordan Pacheco	87
2007	Daniel Stovall	91
2008	Mike Brownstein	89
2009	Mike Brownstein	101
2010	Justin Howard	119
2011	DJ Peterson	78
2012	DJ Peterson	104
2013	Mitch Garver	96
2014	Chase Harris	93
2015	Carl Stajduhar	75
2016	Luis Gonzalez	96
2017	Jared Mang	90
2018	Hayden Schilling	62
2019	Jared Mang	76
2020	Kyler Castillo	30
2021	Kyler Castillo	72
2022	Lenny Junior Ashby	75
2023	Lenny Junior Ashby	80

RUNS BATTED IN

1962	Isidro Rubi	22
1963	Gary Ness	21
1964	Gary Ness	23
1965	Bunt/Pappan	23
1966	Dave Chase	39
1967	Mark Johnson	33
1968	Jim Palmer	31
1969	Jim Johnson	43
1970	Larry Minarsich	34
1971	Bob Faford	62
1972	Dan Fitzgerald	62
1973	Dan Fitzgerald	45
1974	Mike Pettenuzzo	46
1975	Mike Pettenuzzo	50
1976	Mike Delmonico	42
1977	Steve Muccio	43
1978	John Konitzer	43
1979	Steve Muccio	54
1980	Keith Hagman	95
1981	Larry Harrison	38
1982	Barry Brunenkant	56
1983	Fregosi/Kubala	38
1984	Greg Hall	51
1985	Jim Fregosi	69
1986	Glen Russell	58
1987	Johnsen/McKee	46
1988	Nate Johnsen	46
1989	Mark Pruessmann	26
1990	Mark Colclough	40
1991	Matt Yost	62
1992	Mark Gulseth	72
1993	Mark Gulseth	82
1994	Antonio Fernandez	67
1995	Mark Wulfert	80
1996	Chad Alevras	42
1997	Chad Alevras	69
1998	Robert Gonzales	81
1999	Aaron Sisk	76
2000	Aaron Sisk	81
2001	Chris Alexander	44
2002	Chris Alexander	78
2003	Chris Alexander	94
2004	Josh Mader	56
2005	Chris Carlson	79
2006	Chris Carlson	79
2007	Daniel Stovall	59
2008	Brian Cavazos-Galvez	55
2009	Brian Cavazos-Galvez	63
2010	Justin Howard	72
2011	DJ Peterson	48
2012	DJ Peterson	78
2013	DJ Peterson	72
2014	Chase Harris	63
2015	Carl Stajduhar	53
2016	Carl Stajduhar	66
2017	Carl Stajduhar	69
2018	Hayden Schilling	30
2019	Jared Mang	51
2020	Kyle Landers	18
2021	Kyler Castillo	40
2022	Lenny Junior Ashby	59
2023	Reed Spenrath	65

YEAR-BY-YEAR LEADERS



UNIVERSITY OF NEW MEXICO BASEBALL HISTORY & RECORDS



DOUBLES

1962	Ness/Rubi	4
1963	Dick Tessitore	7
1964	Gary Ness	7
1965	Ron Bunt	9
1966	Mark Johnson	11
1967	Paul LaPrairie	11
1968	Mike McLaughlin	10
1969	Jim Palmer	9
1970	Armando Reyes	8
1971	Bob Faford	17
1972	Adair/Fitzgerald	10
1973	Gary Stewart	10
1974	Gary Stewart	13
1975	Mark Hiller	11
1976	Mike Delmonico	16
1977	Kyle Rutledge	11
1978	Duffy Ryan	13
1979	Steve Muccio	17
1980	Keith Hagman	27
1981	Tom Francis	15
1982	Barry Brunenkant	28
1983	Bob Gemignani	12
1984	Greg Hall	14
1985	Greg Hall	20
1986	Jim Logan	18
1987	Steve McKee	16
1988	Jim Shevlin	11
1989	Eric Torres	11
1990	Miller/Roe	13
1991	Paul Huitt	16
1992	Three with	13
1993	Keith Quigley	21
1994	Travis Young	17
1995	Mark Wulfert	24
1996	Young/Hosino	13
1997	Robert Gonzales	33
1998	Robert Gonzales	35
1999	Aaron Sisk	22
2000	Donny Sevieri	29
2001	Troy Cairns	26
2002	Dusty Young	25
2003	Dusty Young	25
2004	Joe Salas	18
2005	Chris Carlson	24
2006	Daniel Stovall	25
2007	Jordan Pacheco	21
2008	Kevin Atkinson	18
2009	Mike Brownstein	23
2010	Justin Howard	32
2011	DJ Peterson	32
2012	Mitch Garver	27
2013	DJ Peterson	25
2014	Alex Real	25
2015	Carl Stajduhar	21
2016	L. Gonzalez/J. Holley	21
2017	Luis Gonzalez	22
2018	Hayden Schilling	15
2019	Jared Mang	23
2020	Harry Fullerton	7
2021	Castillo/Chambers	16
2022	Ashby/Landers	18
2023	Braydon Runion	23

TRIPLES

1962	Gary Ness	6
1963	Gary Ness	6
1964	Ron Bunt	7
1965	Ron Bunt	7
1966	Dave Chase	10
1967	Paul LaPrairie	6
1968	Jim Johnson	11
1969	Bob Faford	5
1970	Faford/R. Wicks	5
1971	Ken Johnson	10
1972	Dan Fitzgerald	12
1973	Dan Fitzgerald	8
1974	Pettenuzzo/Hiller	8
1975	Mike Pettenuzzo	7
1976	Delmonico/Bartell	7
1977	Bob Bartell	6
1978	Aaron Cain	11
1979	Mike Foote	7
1980	Keith Hagman	17*
1981	Tom Francis	9
1982	Larry Harrison	6
1983	Larry Harrison	9
1984	Jay Slotnick	8
1985	Jim Fregosi	12
1986	McKee/Sparks	8
1987	Steve McKee	6
1988	Chad Kuhn	5
1989	Eric Torres	5
1990	Terance Frazier	5
1991	Mark Colclough	5
1992	Tommy Roe	5
1993	Fernandez/Wulfert	4
1994	Mark Wulfert	8
1995	Ryan Wright	5
1996	Travis Young	10
1997	Travis Young	6
1998	Four tied	3
1999	Lon Yamaguchi	5
2000	Troy Cairns	6
2001	Troy Cairns	6
2002	Troy Cairns	5
2003	Josh Mader	5
2004	Matt Young	12
2005	Garrick Haymore	9
2006	Dane Hamilton	4
2007	Matt Foote	4
2008	Atkinson/Brownstein	4
2009	Mike Brownstein	11
2010	Daniel Gonzalez	5
2011	Stiner/Peterson	3
2012	Josh Melendez	9
2013	Haggerty/Garver/Melendez	5
2014	Chase Harris	5
2015	Cory Voss	5
2016	Luis Gonzalez	5
2017	Danny Collier	4
2018	Connor Mang	3
2019	J. Mang/H. Schilling	4
2020	Fullerton/Mang	3
2021	Chambers/Fullerton	3
2022	Jeffrey David	4
2023	Jeffrey David	5

HOME RUNS

1962	Isidro Rubi	6
1963	Ness/Tessitore	2
1964	Gary Ness	3
1965	Ness/Pappan	3
1966	Three with	2
1967	Greg With	4
1968	Johnson/Schawel	2
1969	Jim Johnson	4
1970	Larry Minarsich	5
1971	Bob Faford	8
1972	Garcia/Fitzgerald	4
1973	Dan Fitzgerald	6
1974	Mike Pettenuzzo	7
1975	Mike Pettenuzzo	3
1976	Mike Delmonico	5
1977	Kyle Rugledge	5
1978	Walt Arnold	7
1979	Walt Arnold	5
1980	Walt Arnold	12
1981	Andy Trujeque	8
1982	Mark Biren	10
1983	Brian Kubala	10
1984	Greg Hall	8
1985	Jim Fregosi	15
1986	Snyder/Young	12
1987	Kuhn/McKee	7
1988	Dave Kirkpatrick	10
1989	Roe/Torres	3
1990	Paul Huitt	6
1991	Matt Yost	18
1992	Mark Gulseth	11
1993	Mark Gulseth	18
1994	Antonio Fernandez	13
1995	Mark Wulfert	15
1996	Adam Taylor	10
1997	Chad Alevras	13
1998	Lon Yamaguchi	20
1999	Aaron Sisk	20
2000	Aaron Sisk	24
2001	Donny Sevieri	9
2002	Chris Alexander	19
2003	Chris Alexander	25
2004	Daniel Stovall/Joe Salas	12
2005	Pacheco/Carlson/Grady	15
2006	Chris Carlson	21
2007	Daniel Stovall	11
2008	Brian Cavazos-Galvez	11
2009	Brian Cavazos-Galvez	15
2010	Rafael Neda	11
2011	DJ Peterson	6
2012	DJ Peterson	17
2013	DJ Peterson	18
2014	Chase Harris	8
2015	Carl Stajduhar	9
2016	Carl Stajduhar	18
2017	Carl Stajduhar	17
2018	Jared Mang	8
2019	J. Mang/J. Deimling	5
2020	Harry Fullerton	3
2021	Castillo/Chambers/Silverman	7
2022	Lenny Junior Ashby	17
2023	Reed Spenrath	19

YEAR-BY-YEAR LEADERS



UNIVERSITY OF NEW MEXICO BASEBALL HISTORY & RECORDS



TOTAL BASES

1962	Isidro Rubi	65
1963	N/A	
1964	Gary Ness	74
1965	Ron Bunt	72
1966	Dave Chase	81
1967	M. Johnson/With	71
1968	Mike McLaughlin	86
1969	Bob Faford	80
1970	Larry Minarsich	76
1971	Bob Faford	138
1972	Dan Fitzgerald	110
1973	Dan Fitzgerald	113
1974	Mike Pettenuzzo	119
1975	Mike Pettenuzzo	101
1976	Mike Delmonico	112
1977	Kyle Rutledge	91
1978	Ryan/Arnold	91
1979	Aaron Cain	132
1980	Keith Hagman	207
1981	Tom Francis	120
1982	Barry Brunenkant	96
1983	Larry Harrison	109
1984	Jay Slotnick	112
1985	Jim Fregosi	180
1986	Glen Russell	129
1987	Steve McKee	117
1988	Dave Kirkpatrick	108
1989	Eric Torres	95
1990	Thane Miller	90
1991	Matt Yost	142
1992	Mark Gulseth	125
1993	Mark Gulseth	143
1994	Antonio Fernandez	135
1995	Mark Wulfert	165
1996	Travis Young	134
1997	Robert Gonzales	166
1998	Robert Gonzales	177
1999	Aaron Sisk	173
2000	Aaron Sisk	173
2001	Troy Cairns	140
2002	Chris Alexander	171
2003	Chris Alexander	174
2004	Josh Mader	140
2005	Chris Carlson	168
2006	Chris Carlson	167
2007	Daniel Stovall	146
2008	Atkinson/Cavazos-Galvez	133
2009	Brian Cavazos-Galvez	160
2010	Justin Howard	185
2011	DJ Peterson	134
2012	DJ Peterson	182
2013	DJ Peterson	176
2014	Chase Harris	138
2015	Carl Stajduhar	127
2016	Carl Stajduhar	160
2017	Carl Stajduhar	154
2018	Hayden Schilling	82
2019	Jared Mang	122
2020	Hary Fullerton	46
2021	Kyler Castillo	109
2022	Lenny Junior Ashby	146
2023	Reed Spenrath	137

WALKS

1962	Isidro Rubi	30
1963	N/A	
1964	Max Forrest	18
1965	James Pappan	27
1966	Paul LaPrairie	20
1967	Paul LaPrairie	27
1968	Jim Palmer	33
1969	K. Johnson/Palmer	28
1970	K. Johnson	33
1971	Bob Faford	41
1972	Dennis Mernick	43
1973	Ron Adair	26
1974	Mark Hiller	38
1975	Lloyd Thompson	27
1976	Joe Pistono	33
1977	Steve Muccio	30
1978	Kyle Rutledge	37
1979	Steve Muccio	40
1980	Mike Foote	56
1981	Bob Gemignani	33
1982	Barry Brunenkant	33
1983	Jim Fregosi	34
1984	Jim Fregosi	28
1985	Jim Fregosi	47
1986	Steve McKee	34
1987	Steve McKee	53
1988	Chad Kuhn	43
1989	Brian McGuire	23
1990	Gerardo Yepiz	36
1991	Gerardo Yepiz	39
1992	Gerardo Yepiz	51
1993	Aaron Santini	46
1994	Kenny Copeland	35
1995	Dan Sousa	28
1996	Adam Taylor	30
1997	Lon Yamaguchi	42
1998	Lon Yamaguchi	52
1999	Lon Yamaguchi	41
2000	Aaron Sisk	46
2001	Anthony Lovato	34
2002	Matt Young	42
2003	Matt Young	54
2004	Matt Young	37
2005	Chris Carlson	38
2006	Jordan Pacheco	39
2007	Jordan Pacheco	43
2008	Mike Brownstein	29
2009	Mike Brownstein	34
2010	Justin Howard	31
2011	Mitch Garver	28
2012	Mitch Garver	33
2013	Sam Haggerty	47
2014	Sam Haggerty	35
2015	Aaron Siple	34
2016	Dalton Bowers	46
2017	Luis Gonzalez	58
2018	Justin Watari	33
2019	Justin Watari	36
2020	Justin Watari	15
2021	Mack Chambers	16
2022	Kyle Landers	23
2023	Reed Spenrath	34

STOLEN BASES

1965	BJ Thompson	5
1966	Two with	8
1967	Paul LaPrairie	10
1968	Glen Schawel	18
1969	Ken Johnson	16
1970	Ken Johnson	26
1971	Larry Minarsich	18
1972	Dennis Mernick	18
1973	Dan Fitzgerald	27
1974	Mark Hiller	14
1975	Mark Hiller	15
1976	Art DeLao	19
1977	Aaron Cain	22
1978	Kyle Rutledge	20
1979	Aaron Cain	33
1980	Mike Foote	12
1981	Tom Francis	13
1982	Tom Francis	26
1983	Larry Harrison	12
1984	Jim Fregosi	11
1985	Jim Fregosi	13
1986	Steve McKee	16
1987	Steve McKee	16
1988	Jim Shevlin	12
1989	Eric Torres	13
1990	Terance Frazier	17
1991	Craig Jackson	21
1992	Aaron Santini	21
1993	Luke Oglesby	56
1994	Mark Wulfert	23
1995	Mark Wulfert	40
1996	Travis Young	39
1997	Travis Young	35
1998	Mike Campbell	19
1999	Mike Campbell	22
2000	Aaron Stanley	24
2001	Aaron Stanley	27
2002	Matt Young	17
2003	Cory Lizarraga	16
2004	Matt Young	16
2005	Matt Foote	11
2006	Matt Foote	24
2007	Matt Foote	13
2008	Mike Brownstein	20
2009	Mike Brownstein	20
2010	Max Willett	15
2011	Sam Wilson/Kyle Stiner	5
2012	Josh Melendez	23
2013	Chase Harris	19
2014	Sam Haggerty	14
2015	Aaron Siple	9
2016	Luis Gonzalez	18
2017	Luis Gonzalez	14
2018	Danny Collier	8
2019	J. Mang/H. Schilling	15
2020	Kyler Castillo	9
2021	Willie Cano	7
2022	Sean Stephens	6
2023	Deylan Pigford	8

YEAR-BY-YEAR LEADERS



UNIVERSITY OF NEW MEXICO BASEBALL HISTORY & RECORDS



SACRIFICES

1981	Ben Bregman.....	4
1982	Bobby Martinez.....	4
1983	Gemignani/Velasco.....	5
1984	Five with.....	2
1985	Three with.....	3
1986	Sparks/Velasco.....	3
1987	Pruessmann/Torres.....	5
1988	Tom Turner.....	6
1989	Granillo/Pruessmann.....	2
1990	Colclough/Yepiz.....	3
1991	Rob Jaramillo.....	4
1992	David Gomez.....	4
1993	Luke Oglesby.....	5
1994	Travis Young.....	9
1995	Mike DeMore.....	7
1996	David Hosino.....	8
1997	Lon Yamaguchi.....	5
1998	Miguel Montiel.....	7
1999	Three tied.....	2
2000	Troy Cairns.....	5
2001	Aaron Stanley.....	8
2002	D. Young/M. Young.....	8
2003	Mike Svetlic.....	12
2004	Matt Young/Josh Mader.....	4
2005	Matt Foote/Jeff Grady.....	4
2006	Jay Russell.....	12
2007	Scott Gracey.....	13
2008	Adam Courcha.....	9
2009	Max Willett.....	15
2010	Chris Juarez.....	12
2011	Ben Woodchick/Alex Allbritton.....	9
2012	Kyle Stiner.....	11
2013	Sam Haggerty.....	16
2014	Aaron Siple.....	19
2015	Aaron Siple.....	10
2016	Jared Holley.....	7
2017	Hayden Schilling.....	6
2018	Justin Watari.....	12
2019	Justin Watari.....	6
2020	Watari/Thomas-Rivera/Schneider/Barker.....	1
2021	Willie Cano.....	5
2022	Cano/Schneider.....	3
2023	Dylan Ditzenberger.....	3

SACRIFICE FLIES

1981	Mark Berardi.....	4
1982	Bobby Martinez.....	4
1983	Bob Gemignani.....	4
1984	Rob Hall.....	4
1985	Glen Russell.....	8
1986	Bob Velasco.....	5
1987	Jim Shevlin.....	5
1988	Dave Kirkpatrick.....	4
1989	McGuire/Orona.....	3
1990	Three with.....	3
1991	Matt Yost.....	3
1992	Gerardo Yepiz.....	5
1993	Antonio Fernandez.....	10
1994	Fernandez/Wulfert.....	4
1995	Mark Wulfert.....	7
1996	Three players.....	3
1997	Aletras/Young.....	4
1998	Robert Gonzales.....	6
1999	Candelaria/Sisk.....	9
2000	Aaron Stanley.....	8
2001	Chris Alexander.....	5
2002	Troy Cairns.....	11
2003	Three with.....	3
2004	Tim Grady/Matt Young.....	4
2005	Chris Carlson.....	9
2006	Chris Carlson.....	10
2007	Matt Hibbitts.....	5
2008	Six with.....	3
2009	Ryan Honeycutt.....	5
2010	Justin Howard.....	6
2011	Kyle Stiner/Alex Allbritton.....	3
2012	Josh Melendez.....	6
2013	Alex Allbritton.....	8
2014	Sam Haggerty.....	5
2015	Carl Stajduhar.....	6
2016	Jack Zoellner.....	6
2017	Danny Collier.....	5
2018	D. Collier/B. Merritt/D. Marshall.....	2
2019	Jared Mang.....	5
2020	Connor Mang.....	3
2021	Chambers/Mang/Gonzales.....	2
2022	Lenny Junior Ashby.....	5
2023	Weissenborn/Spenrath/Ashby.....	3

HIT BY PITCH

1980	Mike Foote.....	5
1981	N/A.....	
1982	N/A.....	
1983	Bob Gemignani.....	4
1984	Rob Hicks.....	3
1985	Greg Hall.....	4
1986	McKee/Snyder.....	4
1987	Steve McKee.....	11
1988	Mark Pruessmann.....	5
1989	Kirkpatrick/Pruessmann.....	4
1990	Paul Huitt.....	14
1991	Matt Yost.....	15
1992	Aaron Santini.....	19
1993	Luke Oglesby.....	13
1994	Three tied with.....	8
1995	Jaime Garcia.....	11
1996	Adam Taylor.....	8
1997	Jeff Hix.....	10
1998	Cory Robbins.....	13
1999	Chris Armstrong.....	17
2000	Dee Dennis.....	15
2001	Donny Sevieri.....	11
2002	Tajima/M. Young.....	9
2003	Chris Alexander.....	17
2004	Joe Salas.....	14
2005	Garrick Haymore.....	12
2006	Matt Foote.....	18
2007	Scott Gracey.....	9
2008	Scott Gracey.....	13
2009	Dane Hamilton.....	11
2010	Rafael Neda.....	9
2011	DJ Peterson.....	10
2012	Ryan Padilla.....	13
2013	Jared Holley.....	15
2014	Chase Harris.....	10
2015	Carl Stajduhar.....	8
2016	Jared Holley.....	11
2017	Carl Stajduhar.....	13
2018	Phillip Sikes.....	10
2019	Hayden Schilling.....	6
2020	Edilberto Reyes.....	4
2021	Chambers/Landers/Posey.....	8
2022	Ashby/Landers/Runion.....	6
2023	Kyle Smith.....	10

YEAR-BY-YEAR LEADERS



UNIVERSITY OF NEW MEXICO BASEBALL HISTORY & RECORDS



APPEARANCES

1965	Jim Kalk.....	14
1966	Bob McAulay	17
1967	Ralph Sallee	17
1968	Rick Bodle	17
1969	Ron Sims	15
1970	Jim Kremmel	18
1971	Bill Irwin.....	27
1972	Rick Koch.....	18
1973	Koch/Miller.....	13
1974	Don Junick.....	15
1975	Beilsmith/Seaman	14
1976	Jack Wilson.....	15
1977	Jack Wilson.....	20
1978	Danny Muth.....	24
1979	Bobby Rivera	16
1980	Jim Sharpe	19
1981	Keil Higgins	22
1982	Hale/Steinberg	21
1983	Three with.....	20
1984	Bret Davis	20
1985	Ed Bartholomew	20
1986	Mark Schrewsbury.....	21
1987	Joe Coleman.....	32
1988	Joe Warren.....	29
1989	Craig Cuthbert.....	20
1990	Brian Clark.....	15
1991	Brian Clark.....	21
1992	Steve Foss.....	20
1993	Steve Foss.....	18
1994	David Meng.....	22
1995	Gonzalez/Meng.....	22
1996	David Waites.....	18
1997	David Waites.....	27
1998	Rick Gonzales.....	22
1999	J.C. Ortiz.....	26
2000	Abell/Cooper.....	18
2001	Jeff Perez.....	21
2002	Derek McCready.....	22
2003	Adrian Soto.....	23
2004	Joe Salas	31
2005	Javier Lopez	21
2006	Damon Miller.....	23
2007	Brandon Hewett.....	22
2008	Clinton Cox	26
2009	Cole White.....	27
2010	Edwin Carl	26
2011	Richard Olson.....	22
2012	Bobby Mares/Hobie McClain	22
2013	Hobie McClain.....	31
2014	Taylor Duree.....	29
2015	Jake Cole/Alex Estrella	25
2016	Christian Tripp.....	27
2017	C. Tripp/J. Slaten.....	23
2018	Malachi Emond	26
2019	Malachi Emond	26
2020	Murano/Strambler.....	7
2021	Matt Haley	16
2022	Owen Loesch.....	20
2023	Brian McBroom.....	25

COMPLETE GAMES

1966	Bob McAulay	6
1967	Ralph Sallee	4
1968	Bob McAulay	5
1969	Jim Kremmel	6
1970	Jim Kremmel	7
1971	Joe Waid.....	4
1972	Arnie Marzullo.....	9
1973	Koch/Marzullo.....	5
1974	Kent Seaman	6
1975	Beilsmith/Seaman	7
1976	Pat Beilsmith.....	6
1977	Rob Hoover.....	3
1978	Rob Hoover.....	5
1979	Rob Hoover.....	9
1980	Moe Camilli.....	3
1981	Bobby Rivera.....	5
1982	Keil Higgins	7
1983	Ken Wilp.....	8
1984	Three with.....	3
1985	Davis/Duane	5
1986	Cemy/Sparks.....	3
1987	Steve Paar	6
1988	Steve Paar	7
1989	Brian Clark.....	6
1990	Alexanderson/Fetty	10
1991	Tom Kelly.....	7
1992	Mike Gunderson	4
1993	Kurt Hildebrandt	5
1994	Three tied with.....	1
1995	Kurt Hildebrandt	5
1996	Luis Gonzalez.....	6
1997	Scott Strickland.....	2
1998	Jim Serrano.....	7
1999	Eddie Misquez.....	8
2000	Chris Cooper.....	5
2001	Chris Cooper.....	4
2002	James Vermilyea.....	4
2003	James Vermilyea.....	3
2004	Jason Fernandez.....	2
2005	Gaarder/Herrera	2
2006	Danny Ray Herrera.....	3
2007	Jacob Norton	3
2008	Bobby LaFromboise.....	2
2009	Rudy Jaramillo.....	1
2010	Willy Kesler	3
2011	Rudy Jaramillo.....	3
2012	Austin House	3
2013	Josh Walker	1
2014	Josh Walker	2
2015	Tyler Stevens.....	2
2016	Carson Schneider.....	2
2017	Tyler Stevens.....	2
2018	Cody Dye	1
2019	None	0
2020	None	0
2021	Justin Armbruester	1
2022	None	0
2023	Tristin Lively	1

WINS

1962	Lloyd Randel.....	7
1963	Gary Zahm.....	5
1964	Jim Kalk.....	4
1965	Jay Higgins.....	5
1966	Bob McAulay	8
1967	Ralph Sallee	7
1968	Bob McAulay	9
1969	Jim Kremmel	7
1970	Jim Kremmel	9
1971	Joe Waid.....	7
1972	Ron Adair.....	9
1973	Rick Koch.....	6
1974	Three with.....	5
1975	Beilsmith/Seaman	7
1976	Pat Beilsmith.....	7
1977	Rob Hoover.....	7
1978	John Cherney	6
1979	Rob Hoover.....	10
1980	Bobby Rivera.....	8
1981	Higgins/Sharpe.....	6
1982	Keil Higgins	7
1983	Dean Duane	5
1984	Rod Nichols.....	6
1985	Dean Duane	14
1986	Three with.....	5
1987	Coleman/Warren.....	8
1988	Coleman/Parr.....	6
1989	Brian Clark.....	5
1990	Pat Fetty	6
1991	Pat Fetty	6
1992	Joe Romero	8
1993	Baum/Hildebrandt	7
1994	Chris Baum	9
1995	Gonzalez/Hildebrandt	7
1996	Luis Gonzalez.....	10
1997	Three tied	4
1998	Jim Serrano.....	9
1999	Eddie Misquez.....	7
2000	Cooper/Albers.....	9
2001	Chris Cooper.....	6
2002	James Vermilyea.....	7
2003	James Vermilyea.....	7
2004	Jason Fernandez.....	7
2005	Danny Ray Herrera.....	8
2006	Danny Ray Herrera.....	10
2007	Bobby LaFromboise	7
2008	LaFromboise/Norton	6
2009	John Hesketh.....	6
2010	Willy Kesler	6
2011	Bobby Mares/Rudy Jaramillo	4
2012	House/Walker/Sanchez	8
2013	Josh Walker	11
2014	Josh Walker	7
2015	Toller Boardman	9
2016	Carson Schneider.....	9
2017	Tyler Stevens.....	7
2018	Cody Dye	5
2019	Nathaniel Garley.....	6
2020	Payton Strambler	3
2021	Justin Armbruester	5
2022	Riley Egloff.....	6
2023	Riley Egloff.....	7

YEAR-BY-YEAR LEADERS



UNIVERSITY OF NEW MEXICO BASEBALL HISTORY & RECORDS



GAMES STARTED

1966	Bob McAulay	12
1967	Bob McAulay	11
1968	Bob McAulay	14
1969	Jim Kremmel	12
1970	Jim Kremmel	13
1971	Jim Kremmel	15
1972	Adair/Marzullo	13
1973	Koch/Marzullo	10
1974	Three with	10
1975	Kent Seaman	14
1976	Pat Beilsmith	14
1977	Rob Hoover	12
1978	Cherney/Hoover	13
1979	Rob Hoover	14
1980	Camilli/Rivera	13
1981	Bobby Rivera	13
1982	Jim Sharpe	14
1983	Ken Wilp	17
1984	Kevin Andersh	14
1985	Dean Duane	16
1986	Chris Cerny	12
1987	Ken Yonker	16
1988	Joe Coleman	16
1989	Ty Van Dyke	13
1990	Alexanderson/Fetty	13
1991	Pat Fetty	15
1992	Joe Romero	16
1993	Kurt Hildebrandt	15
1994	Doug Valdez	14
1995	Kurt Hildebrandt	16
1996	Luis Gonzalez	15
1997	Barry Kiess	15
1998	Jim Serrano	16
1999	Eddie Misquez	17
2000	Chris Cooper	17
2001	Chris Cooper	17
2002	James Vermilyea	18
2003	James Vermilyea	17
2004	Cooper Eddy	15
2005	Darren Coltrinari	15
2006	Danny Ray Herrera	17
2007	Stephen Smith	16
2008	Jacob Norton/Stephen Smith	13
2009	John Hesketh	15
2010	Willy Kesler	16
2011	Rudy Jaramillo	16
2012	Austin House	16
2013	Sam Wolff	16
2014	Josh Walker/Colton Thomson	15
2015	Toller Boardman	15
2016	Tyler Stevens	16
2017	Tyler Stevens	15
2018	Cody Dye/Justin Slaten	14
2019	N. Garley/D. Gillespie/J. Slaten	13
2020	Tristin Lively	5
2021	Justin Armbruester	13
2022	Brett Russell	14
2023	Egloff/Lively	13

INNINGS

1962	Lloyd Randel	103.1
1963	N/A	
1964	Jim Kalk	91.2
1965	Jay Higgins	68.2
1966	Bob McAulay	97.1
1967	Ralph Sallee	80.2
1968	Bob McAulay	99.2
1969	Jim Kremmel	88.1
1970	Jim Kremmel	103.2
1971	Jim Kremmel	102.1
1972	Arnie Marzullo	107.2
1973	Rick Koch	72.2
1974	Kent Seaman	76.0
1975	Pat Beilsmith	95.1
1976	Pat Beilsmith	95.2
1977	Rob Hoover	68.2
1978	John Cherney	82.0
1979	Rob Hoover	99.1
1980	David Steinberg	71.1
1981	Bobby Rivera	89.0
1982	Keil Higgins	98.0
1983	Dean Duane	97.0
1984	Kevin Andersh	80.2
1985	Dean Duane	105.2
1986	Chris Cerny	58.1
1987	Steve Paar	90.2
1988	Steve Paar	101.0
1989	Ty Van Dyke	80.2
1990	Rus Alexanderson	92.1
1991	Pat Fetty	92.1
1992	Joe Romero	89.1
1993	Kurt Hildebrandt	90.2
1994	Doug Valdez	70.1
1995	Kurt Hildebrandt	87.1
1996	Luis Gonzalez	108.0
1997	Barry Kiess	74.1
1998	Jim Serrano	116.1
1999	Eddie Misquez	118.0
2000	Chris Cooper	112.1
2001	Chris Cooper	111.2
2002	James Vermilyea	131.1
2003	James Vermilyea	126.1
2004	Jason Fernandez	94.0
2005	Danny Ray Herrera	93.0
2006	Danny Ray Herrera	128.1
2007	Stephen Smith	107.0
2008	Bobby LaFromboise	81.1
2009	John Hesketh	88.2
2010	Willy Kesler	101.0
2011	Rudy Jaramillo	103.2
2012	Austin House	111.2
2013	Sam Wolff	93.0
2014	Josh Walker	107.0
2015	Toller Boardman	101.1
2016	Tyler Stevens	100.2
2017	Tyler Stevens	97.1
2018	Cody Dye	86.1
2019	Justin Slaten	82.1
2020	Justin Armbruester	23.2
2021	Justin Armbruester	78.0
2022	Riley Egloff	61.1
2023	Tristin Lively	77.1

STRIKEOUTS

1962	Lloyd Randel	74
1963	Gary Zahm	34
1964	Jim Kalk	104
1965	Jay Higgins	71
1966	Bob McAulay	130
1967	Ralph Sallee	116
1968	Bob McAulay	128
1969	Jim Kremmel	104
1970	Jim Kremmel	134
1971	Jim Kremmel	107
1972	Arnie Marzullo	83
1973	Arnie Marzullo	63
1974	Kent Seaman	62
1975	Jim Weber	38
1976	Pat Beilsmith	61
1977	Jack Hollis	52
1978	Rob Hoover	65
1979	Rob Hoover	56
1980	Jim Sharpe	47
1981	Jim Sharpe	44
1982	David Steinberg	68
1983	Ken Wilp	83
1984	Kevin Andersh	79
1985	Bret Davis	71
1986	Chris Cerny	79
1987	Ken Yonker	51
1988	Coleman/Paar	60
1989	Ty Van Dyke	49
1990	Pat Fetty	68
1991	Fetty/Quinones	62
1992	Joe Romero	52
1993	Kurt Hildebrandt	90
1994	Ryan Mueller	54
1995	Kurt Hildebrandt	68
1996	Luis Gonzalez	108
1997	Scott Strickland	59
1998	Jim Serrano	137
1999	Eddie Misquez	86
2000	Chris Cooper	106
2001	Chris Cooper	82
2002	James Vermilyea	107
2003	James Vermilyea	112
2004	Cooper Eddy	60
2005	Karsten Gaarder	76
2006	Danny Ray Herrera	104
2007	Bobby LaFromboise	74
2008	Bobby LaFromboise	63
2009	John Hesketh	70
2010	Willy Kesler	97
2011	Rudy Jaramillo	69
2012	Gera Sanchez	95
2013	Sam Wolff	75
2014	Colton Thomson	65
2015	Toller Boardman	65
2016	Colton Thomson	82
2017	Tyler Stevens	102
2018	Cody Dye	71
2019	Justin Slaten	98
2020	Aaron Makil	25
2021	Justin Armbruester	101
2022	Riley Egloff	52
2023	Riley Egloff	67

YEAR-BY-YEAR LEADERS



UNIVERSITY OF NEW MEXICO BASEBALL HISTORY & RECORDS



ERA (min. 1 IP per game)

1962	Lloyd Randel.....	1.13
1963	N/A	
1964	Jim Kalk.....	6.35
1965	Cliff Fowler.....	4.42
1966	Bob McAulay.....	3.05
1967	Ralph Sallee.....	2.34
1968	Bob McAulay.....	1.44
1969	Jim Kremmel.....	1.63
1970	Jim Kremmel.....	2.95
1971	Ron Adair.....	3.32
1972	Arnie Marzullo.....	2.43
1973	Rick Koch.....	2.60
1974	Kent Seaman.....	3.91
1975	Jim Weber.....	2.27
1976	Rob Hoover.....	2.59
1977	Jack Wilson.....	2.16
1978	Rob Hoover.....	4.31
1979	Greg Pardus.....	3.90
1980	Bobby Rivera.....	5.12
1981	Jim Sharpe.....	4.48
1982	David Steinberg.....	2.99
1983	Kevin Andersh.....	4.48
1984	Rod Nichols.....	3.93
1985	Dean Duane.....	2.98
1986	Chris Cerny.....	5.09
1987	Rus Alexanderson.....	3.95
1988	Steve Paar.....	4.81
1989	Brian Clark.....	6.84
1990	Rus Alexanderson.....	3.41
1991	Pat Fetty.....	5.46
1992	Steve Foss.....	3.57
1993	Chris Baum.....	4.36
1994	Chris Baum.....	7.30
1995	Kurt Hildebrandt.....	5.87
1996	Luis Gonzalez.....	5.00
1997	Scott Strickland.....	6.22
1998	Jim Serrano.....	4.41
1999	Eddie Misque.....	6.10
2000	Chris Cooper.....	5.05
2001	Jeremy DeYapp.....	4.32
2002	James Vermilyea.....	6.24
2003	James Vermilyea.....	4.27
2004	Joe Salas.....	5.23
2005	Jesse Garcia-Perez.....	5.97
2006	Danny Ray Herrera.....	2.24
2007	Bobby LaFromboise.....	3.35
2008	Bobby LaFromboise.....	3.98
2009	John Hesketh.....	3.45
2010	Willy Kesler.....	3.92
2011	Rudy Jaramillo.....	4.25
2012	Austin House.....	2.74
2013	Sam Wolff.....	2.90
2014	Colton Thomson.....	3.68
2015	Tyler Stevens.....	3.44
2016	Colton Thomson.....	3.61
2017	Tyler Stevens.....	4.81
2018	Nathaniel Garley.....	5.10
2019	Justin Slaten.....	2.51
2020	Justin Armbruester.....	1.14
2021	Cody Dye.....	2.50
2022	Aaron Makil.....	4.41
2023	Isaac Gallegos.....	4.35

SAVES

1981	Keil Higgins.....	2
1982	Dan Hale.....	3
1983	Ed Bartholomew.....	2
1984	Bret Davis.....	3
1985	Ed Bartholomew.....	11
1986	Four with.....	1
1987	Joe Coleman.....	3
1988	Arbchsky/Warren.....	2
1989	N/A	
1990	Craig Cuthbert.....	3
1991	Brian Clark.....	3
1992	Copeland/Foss.....	4
1993	Chris Adams.....	3
1994	David Meng.....	9
1995	Three tied with.....	1
1996	David Waites.....	5
1997	David Waites.....	3
1998	Rick Gonzales.....	4
1999	J.C. Ortiz.....	6
2000	Joe Abell.....	6
2001	Jeff Perez.....	7
2002	Joe Salas.....	2
2003	Joe Salas.....	4
2004	Joe Salas.....	5
2005	Gaarder/Lopez/Pacas.....	2
2006	Damon Miller.....	3
2007	Jarrad Watkins/Brandon Hewett.....	2
2008	Clinton Cox.....	4
2009	Clinton Cox.....	5
2010	Gera Sanchez.....	5
2011	Gera Sanchez.....	7
2012	Bobby Mares.....	5
2013	Josh Walker.....	7
2014	Victor Sanchez.....	10
2015	Jake Cole.....	4
2016	Victor Sanchez.....	8
2017	Christian Tripp.....	6
2018	Christian Tripp.....	8
2019	Malachi Emond.....	10
2020	Terrell Hudson.....	2
2021	Bobby Meza.....	3
2022	Brian McBroom.....	3
2023	Brian McBroom.....	3




UNIVERSITY OF NEW MEXICO BASEBALL HISTORY & RECORDS




George Petrol
1947-65

195-240-1 (.448)



Bob Leigh
1966-76

309-212-2 (.593)



Vince Cappelli
1977-89

384-350-6 (.523)



Rich Alday
1990-2007

515-513-3 (.501)

YEAR	COACH	W	L	T
1899	None	1	0	-
1900	None	1	1	-
1901-02	NO BASEBALL	--	--	--
1903	None	1	0	-
1904	None	2	0	-
1905	None	2	0	-
1906	Martin Angell	5	2	-
1907	None	3	1	-
1908	None	3	2	-
1909	NO BASEBALL	--	--	--
1910	Ralph Hutchinson	7	1	-
1911	Ralph Hutchinson	1	5	-
1912	Ralph Hutchinson	2	3	-
1913	Ralph Hutchinson	1	1	-
1914	Ralph Hutchinson	4	2	1
1915	Ralph Hutchinson	0	1	-
1916	Ralph Hutchinson	5	1	-
1917	Ralph Hutchinson	4	3	-
1918	NO BASEBALL	--	--	--
1919	John McGough	4	5	-
1920	John McGough	2	0	-
1921	Roy Johnson	2	0	-
1922	Roy Johnson	1	0	-
1923	Roy Johnson	1	2	-
1924-26	NO BASEBALL	--	--	--
1927	Roy Johnson	1	0	-
1928	NO BASEBALL	--	--	--
1929	Roy Johnson	0	1	-
1930-38	NO BASEBALL	--	--	--
1939	John Dolzadelli	0	2	-
1940	John Dolzadelli	7	4	-
1941	John Dolzadelli	8	3	-
1942	John Dolzadelli	4	6	-
1943	John Dolzadelli	0	1	-
1944-45	NO BASEBALL	--	--	--
1946	Gus Zielasko	4	5	-
1947	George Petrol	6	7	-
1948	George Petrol	9	11	-
1949	George Petrol	14	7	-
1950	George Petrol	4	13	-

YEAR	COACH	OVERALL			SKYLINE			FINISH
		W	L	T	W	L	T	
1951	George Petrol	4	14	-	0	8	-	4th-E
1952	George Petrol	6	8	-	5	7	-	4th-E
1953	George Petrol	13	5	-	10	2	-	1st-E
1954	George Petrol	8	11	-	6	6	-	4th-E
1955	George Petrol	7	9	-	5	7	-	4th-E
1956	George Petrol	8	9	-	6	6	-	4th-E
1957	George Petrol	10	13	-	6	6	-	4th-E
1958	George Petrol	13	9	-	7	5	-	1st-E
1959	George Petrol	9	15	-	4	8	-	4th-E
1960	George Petrol	11	19	-	8	4	-	2nd-E
1961	George Petrol	13	12	-	9	3	-	2nd-E
1962	George Petrol	16	14	-	9	3	-	1st-E

YEAR	COACH	OVERALL			WAC			FINISH
		W	L	T	W	L	T	
1963	George Petrol	18	16	-	3	9	-	3rd-S
1964	George Petrol	8	29	1	0	12	-	3rd-S
1965	George Petrol	18	19	-	2	10	-	3rd-S
1966	Bob Leigh	24	17	-	3	9	-	3rd-S
1967	Bob Leigh	24	19	1	4	8	-	3rd-S
1968	Bob Leigh	37	13	-	6	6	-	T2nd-S
1969	Bob Leigh	30	17	1	7	11	-	3rd-S
1970	Bob Leigh	27	18	-	9	9	-	T2nd-S
1971	Bob Leigh	29	26	-	5	13	-	4th-S
1972	Bob Leigh	29	14	-	8	10	-	3rd-S
1973	Bob Leigh	28	17	-	4	13	-	3rd-S
1974	Bob Leigh	28	23	-	6	12	-	3rd-S
1975	Bob Leigh	26	24	-	3	15	-	T3rd-S
1976	Bob Leigh	28	24	-	4	14	-	3rd-S
1977	Vince Cappelli	32	20	-	7	11	-	3rd-S
1978	Vince Cappelli	31	24	-	5	12	-	3rd-S
1979	Vince Cappelli	37	23	1	11	5	-	2nd-S
1980	Vince Cappelli	41	22	-	16	8	-	2nd-S
1981	Vince Cappelli	24	30	1	2	11	-	T3rd-S
1982	Vince Cappelli	33	29	-	9	15	-	3rd-S
1983	Vince Cappelli	25	41	1	5	19	-	T3rd-S
1984	Vince Cappelli	31	26	1	10	14	-	3rd-S
1985	Vince Cappelli	42	17	-	14	8	-	1st-S
1986	Vince Cappelli	26	21	1	16	8	-	2nd-E
1987	Vince Cappelli	29	29	-	13	8	-	2nd-E
1988	Vince Cappelli	23	31	1	11	17	-	5th
1989	Vince Cappelli	10	37	1	6	20	-	7th

New Mexico All-Time Career Coaching Records

Coach	Years	Overall Rec.	Winning Pct.	Conf. Rec.	Winning Pct.
NO COACH	1889-1905, 1907-08 (7)	13-4-0	.764	-	-
Martin Angel	1906 (1)	5-2-0	.714	-	-
Ralph Hutchinson	1910-17 (8)	24-17-1	.583	-	-
John McGough	1919-20 (2)	6-5-0	.545	-	-
Roy Johnson	1921-23, 1927, 1929 (5)	5-3-0	.625	-	-
John Dolzadelli	1939-43 (5)	19-16-0	.543	-	-
Gus Zielasko	1946 (1)	4-5-0	.444	-	-
George Petrol	1947-1965 (19)	195-240-1	.448	80-96-0	.455
Bob Leigh	1966-76 (11)	309-212-2	.593	59-120-0	.330
Vince Cappelli	1977-89 (13)	384-350-6	.523	125-156-0	.449
Rich Alday	1990-2007 (18)	515-513-3	.501	268-234-0	.534
Ray Birmingham	2008-2021 (14)	414-341-4	.551	196-126-2	.608
Tod Brown	2022-Present (2)	47-58-0	.450	23-37-0	.380
12 coaches	99 seasons	1,950-1,795-17	.520	771-806-2	.490



UNIVERSITY OF NEW MEXICO BASEBALL HISTORY & RECORDS



YEAR	COACH	OVERALL			WAC			FINISH
		W	L	T	W	L	T	
1990	Rich Alday	25	31	-	10	16	-	5th
1991	Rich Alday	25	33	-	13	15	-	6th
1992	Rich Alday	34	25	1	18	10	-	T3rd
1993	Rich Alday	35	21	-	15	9	-	2nd-E
1994	Rich Alday	32	24	-	14	10	-	2nd-E
1995	Rich Alday	29	26	-	21	9	-	2nd-E
1996	Rich Alday	27	24	-	19	9	-	2nd-E
1997	Rich Alday	25	32	-	10	20	-	4th-S
1998	Rich Alday	27	31	-	13	16	-	3rd-S
1999	Rich Alday	29	30	1	14	15	-	6th

YEAR	COACH	OVERALL			MW			FINISH
		W	L	T	W	L	T	
2000	Rich Alday	35	21	-	22	8	-	1st
2001	Rich Alday	26	34	-	14	16	-	T3rd
2002	Rich Alday	22	35	-	11	19	-	6th
2003	Rich Alday	34	26	-	17	13	-	4th
2004	Rich Alday	26	29	1	20	10	-	2nd
2005	Rich Alday	26	32	-	15	15	-	4th
2006	Rich Alday	30	29	-	10	12	-	5th
2007	Rich Alday	28	30	-	12	12	-	5th
2008	Ray Birmingham	34	25	-	16	8	-	T2nd
2009	Ray Birmingham	37	20	-	15	8	-	2nd
2010	Ray Birmingham	38	22	-	14	8	-	2nd
2011	Ray Birmingham	20	41	-	10	14	-	6th/1st
2012	Ray Birmingham	37	24	-	18	6	-	T1st/1st
2013	Ray Birmingham	37	22	-	25	5	-	1st
2014	Ray Birmingham	37	20	-	20	10	-	T1st
2015	Ray Birmingham	32	27	-	17	13	-	4th
2016	Ray Birmingham	39	23	-	20	10	-	2nd
2017	Ray Birmingham	30	27	1	19	9	1	1st
2018	Ray Birmingham	20	33	1	11	19	-	7th
2019	Ray Birmingham	23	28	1	11	16	1	7th
2020	Ray Birmingham	14	4	-	0	0	-	--
2021	Ray Birmingham	16	25	-	10	17	-	6th
2022	Tod Brown	21	33	-	10	20	-	6th
2023	Tod Brown	26	25	-	13	17	-	5th



Tod Brown
2022-Present
New Mexico: 47-58 (.450)
2 seasons
Career: 388-408 (.490)
16 seasons

COACHING RECORDS

E-Eastern Division S-Southern Division
bold - qualified for conference tournament
bold red - qualified for NCAA tournament



UNIVERSITY OF NEW MEXICO BASEBALL HISTORY & RECORDS



NEW MEXICO BASEBALL POSTSEASON RECORDS



POSTSEASON RECORDS



UNIVERSITY OF NEW MEXICO BASEBALL HISTORY & RECORDS



1953 Skyline Championship

Utah 9, New Mexico 4
New Mexico 12, Utah 9
Utah 20, New Mexico 15

1958 Skyline Championship

BYU 11, New Mexico 2
BYU 9, New Mexico 3

1962 NCAA Tournament (District 7 - Greeley, Colo.)

New Mexico 9, Brigham Young 2
Northern Colorado 11, New Mexico 2
Air Force 2, New Mexico 1

1985 WAC Championship (Provo, Utah)

Utah 14, New Mexico 13
Hawaii 12, New Mexico 11

1986 WAC Championship (San Diego, Calif.)

San Diego St. 8, New Mexico 4
Wyoming 11, New Mexico 7

1987 WAC Championship (Provo, Utah)

Hawaii 6, New Mexico 3
Brigham Young 22, New Mexico 8

1992 WAC Championship (Honolulu, Hawaii)

Hawaii 7, New Mexico 1
New Mexico 7, Brigham Young 3
New Mexico 2, San Diego St. 1
(12 innings)

New Mexico 7, Hawaii 2
Hawaii 5, New Mexico 3
(Championship)

1998 WAC Championship (San Diego, Calif.)

Rice 15, New Mexico 11
New Mexico 2, Grand Canyon 1
New Mexico 7, San Diego St. 6
Fresno St. 3, New Mexico 2
(10 innings)

1999 WAC Championship (Fresno, Calif.)

Rice 2, New Mexico 1
Hawaii 7, New Mexico 6

2000 MWC Championship (Las Vegas)

New Mexico 17, Air Force 3
Utah 6, New Mexico 4
Brigham Young 6, New Mexico 3

2001 MWC Championship (San Diego, Calif.)

New Mexico 7, Utah 4
New Mexico 5, UNLV 2
Brigham Young 12, New Mexico 7
San Diego St. 12, New Mexico 5

2002 MWC Championship (Provo, Utah)

San Diego St. 8, New Mexico 2
Utah 9, New Mexico 8

2003 MWC Championship (ABQ, N.M.)

BYU 7, New Mexico 6
UNLV 12, New Mexico 5

2004 MWC Championship (Las Vegas, Nev.)

UNLV 15, New Mexico 9
New Mexico 23, Air Force 2
New Mexico 9, Utah 8
San Diego St. 24, New Mexico 8

2005 MWC Championship (Salt Lake City, Utah)

Utah 2, New Mexico 0
New Mexico 11, Air Force 9
San Diego St. 7, New Mexico 5

2006 MWC Championship (Las Vegas, Nev.)

New Mexico 17, UNLV 2
TCU 18, New Mexico 6
New Mexico 12, Utah 10
UNLV 8, New Mexico 6

2007 MWC Championship (Las Vegas, Nev.)

New Mexico 1, San Diego St. 0
BYU 5, New Mexico 3
New Mexico 4, San Diego St. 1
UNLV 8, New Mexico 3

2008 MWC Championship (Fort Worth, Texas)

New Mexico 8, Utah 2
New Mexico 3, TCU 2
TCU 9, New Mexico 2
TCU 15, New Mexico 2

2009 MWC Championship (Fort Worth, Texas)

San Diego St. 2, New Mexico 1
BYU 5, New Mexico 1

2010 MWC Championship (San Diego, Calif.)

UNLV 6, New Mexico 3
New Mexico 7, BYU 6
New Mexico 10, UNLV 3
No. 6 TCU 2, New Mexico 0

2010 NCAA Fullerton Regional (Fullerton, Calif.)

New Mexico 9, Stanford 5
Minnesota 6, New Mexico 4 (10 innings)
Cal St. Fullerton 11, New Mexico 3

2011 MWC Championship (San Diego, Calif.)

New Mexico 5, BYU 4
New Mexico 4, TCU 3
New Mexico 6, Utah 5
New Mexico 4, TCU 2

2011 NCAA Tempe Regional (Tempe, Arizona)

Arizona St. 4, New Mexico 2
Arkansas 3, New Mexico 0

2012 MW Championship (Las Vegas, Nev.)

New Mexico 13, UNLV 0
New Mexico 5, TCU 2
New Mexico 22, San Diego St. 3

2012 NCAA Los Angeles Regional (Los Angeles, Calif.)

New Mexico 4, San Diego 0
UCLA 7, New Mexico 1
Creighton 7, New Mexico 2

2013 MW Championship (Fresno, Calif.)

New Mexico 7, Nevada 3
New Mexico 7, UNLV 1
San Diego St. 8, New Mexico 7
San Diego St. 9, New Mexico 4

2013 NCAA Fullerton Regional (Fullerton, Calif.)

Arizona St. 4, New Mexico 3
Columbia 6, New Mexico 5 (13 innings)

2014 MW Championship (Las Vegas, Nev.)

San Diego St. 11, UNM 5
Nevada 9, UNM 4 (11 innings)

2015 MW Championship (Reno, Nev.)

UNM 13, Air Force 1 (7 innings)
UNM 14, Nevada 4 (7 innings)
UNM 9, Fresno St. 1
San Diego St. 11, UNM 1 (7 innings)
San Diego St. 6, UNM 4

2016 MW Championship (ABQ, N.M.)

New Mexico 3, Nevada 0
New Mexico 6, Air Force 4
New Mexico 14, Nevada 4 (7 innings)

2016 NCAA Lubbock Regional (Lubbock, Texas)

New Mexico 12, Dallas Baptist 6
Texas Tech 4, New Mexico 3
Dallas Baptist 5, New Mexico 3



UNIVERSITY OF NEW MEXICO BASEBALL HISTORY & RECORDS



2017 MW Championship (ABQ, N.M.)

New Mexico 7, Nevada 2
San Diego St. 9, New Mexico 8
Fresno St. 11, New Mexico 5

CONFERENCE CHAMPIONSHIP TEAMS

SKYLINE

1953 - Skyline Eastern Division
1958 - Skyline Eastern Division
1962 - Skyline Eastern Division

WESTERN ATHLETIC

1985 - Southern Division

MOUNTAIN WEST

2000 - MW Regular Season
2011- MW Tournament
2012 - MW Regular Season
2012 - MW Tournament
2013 - MW Regular Season
2014 - MW Regular Season
2016 - MW Tournament
2017 - MW Regular Season

Postseason Records

All Games	35-50
NCAA	4-10
Skyline	1-4
WAC	5-12
Mountain West	28-28
vs. Air Force	5-1
vs. Arizona St.	0-2
vs. Brigham Young	4-8
vs. Cal St. Fullerton	0-1
vs. Columbia	0-1
vs. Creighton	0-1
vs. Dallas Baptist	1-1
vs. Fresno St.	1-2
vs. Grand Canyon	1-0
vs. Hawaii	1-6
vs. Nevada	5-1
vs. Northern Colorado	0-1
vs. Minnesota	0-1
vs. Rice	0-2
vs. San Diego	1-0
vs. San Diego St.	5-12
vs. Stanford	1-0
vs. TCU	3-4
vs. Texas Tech	0-1
vs. UCLA	0-1
vs. UNLV	5-4
vs. Utah	5-6
vs. Wyoming	0-1

POSTSEASON RECORDS



UNIVERSITY OF NEW MEXICO BASEBALL HISTORY & RECORDS



HITTING

CAREER GAMES PLAYED

15	Alex Allbritton	(2010-13)
15	Daniel Stovall	(2004-07)
15	Matt Foote	(2004-07)
13	Ryan Barba	(2003-06)
11	Carl Stajduhar	(2015-17)
11	Sam Haggerty	(2013-15)
11	DJ Peterson	(2011-13)
11	Mitch Garver	(2010-13)
11	Jordan Pacheco	(2005-07)

BATTING AVERAGE (single tourn.)

.778	Nate Johnsen	(1987)*
.750	Mark Iannaccone	(1986)*
.667	Dusty Young	(2002)
.667	Chris Carlson	(2006)
.615	Josh Melendez	(2012)
.615	Mark Okano	(2000)
.588	Matt Young	(2004)
.583	Luis Gonzalez	(2016)
.571	DJ Peterson	(2013)
.571	Kyle Stiner	(2012)

BATTING AVERAGE (career)

.600	Chris Carlson	(2005-06)
.556	Luis Gonzalez	(2015-17)
.520	Josh Melendez	(2012-13)
.467	Trey Porras	(2011-12)
.467	Luke Campbell	(2011, 2013)
.450	Mark Gulseth	(1991-93)*
.444	DJ Peterson	(2011-13)
.432	Josh Mader	(2002-04)
.423	Jack Zoellner	(2014-17)

SLUGGING PERCENTAGE (career)

1.161	Chris Carlson	(2005-06)
1.000	John Snyder	(1985-86)*
.833	Luis Gonzalez	(2015-17)
.822	DJ Peterson	(2011-13)
.818	Lon Yamaguchi	(1996-99)*
.792	Chris Alexander	(2000-03)
.750	Gerardo Yepiz	(1990-92)
.731	Carl Stajduhar	(2015-17)
.682	Lane Milligan	(2014-15)
.675	Josh Mader	(2002-04)
.667	Jack Zoellner	(2014-17)
.640	Donny Sevieri	(1999-2002)*

AT-BATS (game)

7	Danny Collier	(2014)
7	Sam Haggerty	(2014)
7	Josh Mader	(2004)
7	Joe Salas	(2004)
6	Chris Carlson	(2006)
6	Matt Foote	(2006)
6	Jim Fregosi	(1985)*
6	Jim Fregosi	(1985)*

AT-BATS (single tourn.)

23	Antonio Fernandez	(1992)*
22	Keith Quigley	(1992)*
21	Lane Milligan	(2015)
21	Ryan Barba	(2004)
21	Josh Mader	(2004)
21	Joe Salas	(2004)
21	Tommy Roe	(1992)*
20	Jack Zoellner	(2015)
20	Ian Hollick	(2006)
20	Scott Candelaria	(1998)*

AT-BATS (career)

60	Daniel Stovall	(2004-07)
57	Alex Allbritton	(2010-13)
56	Matt Foote	(2004-07)
52	Joe Salas	(2001-04)
48	Mitch Garver	(2010-13)
47	Jordan Pacheco	(2005-07)
47	Ryan Barba	(2003-06)
45	DJ Peterson	(2011-13)
43	Dusty Young	(2000-03)
43	Scott Candelaria	(1998-2000)*

RUNS (single tourn.)

9	Jack Zoellner	(2015)
9	Daniel Stovall	(2004)
8	Ryan Barba	(2006)
8	Chris Carlson	(2006)
8	Jordan Pacheco	(2006)
7	Josh Mader	(2004)

RUNS (game)

5	Daniel Stovall	(2004)
4	Jack Zoellner	(2015)
4	Trey Porras	(2012)
4	Chris Carlson	(2006)
3	Numerous times	

RUNS (career)

15	Ryan Barba	(2003-06)
14	Daniel Stovall	(2004-07)
13	Carl Stajduhar	(2015-17)
12	Jordan Pacheco	(2005-07)
11	Chris Carlson	(2005-06)
10	Jack Zoellner	(2014-17)
10	DJ Peterson	(2011-13)
10	Troy Cairns	(2000-02)
9	Sam Haggerty	(2013-15)
8	Five players	

HITS (game)

5	Chris Carlson	(2006)
4	Luke Campbell	(2013)
4	Kyle Stiner	(2012)
4	DJ Peterson	(2011)
4	Daniel Gonzalez	(2010)
4	Aaron Stanley	(2001)

HITS (single tourn.)

13	Josh Mader	(2004)
12	Chris Carlson	(2006)
10	Ryan Barba	(2006)
10	Matt Young	(2004)
9	Jack Zoellner	(2015)
9	Daniel Stovall	(2004)
9	Lon Yamaguchi	(1998)*
8	DJ Peterson	(2013)
8	Josh Melendez	(2012)
8	Aaron Stanley	(2001)

HITS (career)

25	Daniel Stovall	(2004-07)
21	Joe Salas	(2001-04)
20	DJ Peterson	(2011-13)
20	Ryan Barba	(2003-06)
19	Matt Foote	(2004-07)
18	Chris Carlson	(2005-06)
16	Josh Mader	(2002-04)
15	Dusty Young	(2000-03)
15	Troy Cairns	(2000-02)
14	Ian Hollick	(2005-08)

RBI (single tourn.)

11	Chris Carlson	(2006)
10	Lane Milligan	(2015)
8	DJ Peterson	(2012)
8	Trey Porras	(2012)
8	Matt Young	(2004)

RBI (game)

7	Alex Real	(2012)
7	Chris Carlson	(2006)
5	Carl Stajduhar	(2016)
5	DJ Peterson	(2012)
4	Lane Milligan	(2015)
4	Trey Porras	(2012)
4	Josh Mader	(2004)
4	Joe Salas	(2001)
4	Chad Kuhn	(1987)*
4	John Snyder	(1985)

RBI (career)

15	Chris Carlson	(2005-06)
14	Carl Stajduhar	(2015-17)
13	DJ Peterson	(2011-13)
11	Joe Salas	(2001-04)
10	Lane Milligan	(2014-15)
9	Chris Alexander	(2000-03)
9	Troy Cairns	(2000-02)
9	Aaron Stanley	(2000-01)
8	Matt Young	(2002-04)
7	Scott Candelaria	(1998-2000)*
7	Aaron Sisk	(1998-2000)*

MOUNTAIN WEST TOURNAMENT RECORDS



UNIVERSITY OF NEW MEXICO BASEBALL HISTORY & RECORDS



DOUBLES (single tourn.)

3	Adam Courcha	(2010)
3	Justin Howard	(2010)
3	Chris Carlson	(2006)
3	Josh Mader	(2004)
3	Aaron Sisk	(1998)*
3	Gerardo Yepiz	(1992)*
2	Seven times	

DOUBLES (game)

2	Sam Haggerty	(2015)
2	Adam Courcha	(2010)
2	Daniel Stovall	(2007)
2	Josh Mader	(2004)
2	Aaron Sisk	(1998)

DOUBLES (career)

5	Matt Foote	(2004-07)
5	Chris Carlson	(2005-06)
4	Daniel Stovall	(2004-07)
4	Troy Cairns	(2000-02)
4	Aaron Stanley	(2000-01)
4	Mark Okano	(1998-2001)*
4	Aaron Sisk	(1998-2000)
3	Seven players	

TRIPLES (single tourn.)

2	Reece Weber	(2015)
2	Daniel Gonzalez	(2010)
2	Daniel Stovall	(2004)
2	Troy Cairns	(2001)

TRIPLES (game)

1	Many	
---	------	--

TRIPLES (career)

2	Reece Weber	(2015-16)
2	Daniel Gonzalez	(2009-10)
2	Chris Carlson	(2005-06)
2	Matt Foote	(2004-07)
2	Troy Cairns	(2000-02)

HOME RUNS (single tourn.)

2	Chris DeVito	(2016)
2	Andrew Pratt	(2016)
2	Lane Milligan	(2015)
2	Carl Stajduhar	(2015)
2	Jack Zoellner	(2015)
2	Luke Campbell	(2013)
2	DJ Peterson	(2013)
2	Ryan Padilla	(2012)
2	Chris Carlson	(2006)
2	Josh Mader	(2004)
2	Daniel Stovall	(2004)
2	Lon Yamaguchi	(1998)*
2	John Snyder	(1985)*

HOME RUNS (game)

2	Carl Stajduhar	(2015)
2	Chris Carlson	(2006)
2	Lon Yamaguchi	(1998)*
2	John Snyder	(1985)*

HOME RUNS (career)

4	DJ Peterson	(2011-13)
4	Carl Stajduhar	(2015-17)
3	Chris Carlson	(2005-06)
3	John Snyder	(1985-86)*
2	Lane Milligan	(2014-15)
2	Jack Zoellner	(2014-17)
2	Ryan Padilla	(2012-15)
2	Luke Campbell	(2011, 2013)
2	Daniel Stovall	(2004-07)
2	Josh Mader	(2002-04)
2	Chris Alexander	(2000-03)
2	Scott Candelaria	(1998-2000)*
2	Lon Yamaguchi	(1996-99)*

TOTAL BASES (single tourn.)

22	Josh Mader	(2004)
21	Chris Carlson	(2006)
19	Jack Zoellner	(2015)
18	Daniel Stovall	(2004)
17	Lon Yamaguchi	(1998)*

TOTAL BASES (game)

12	Chris Carlson	(2006)
10	Carl Stajduhar	(2015)
9	Matt Foote	(2006)
9	Lon Yamaguchi	(1998)*
9	John Snyder	(1985)*
8	Jack Zoellner	(2015)
8	Daniel Stovall	(2005)
7	DJ Peterson	(2013)
7	Alex Real	(2012)
7	Jim Fregosi	(1985)*

TOTAL BASES (career)

37	DJ Peterson	(2011-13)
36	Chris Carlson	(2005-06)
35	Daniel Stovall	(2004-07)
30	Carl Stajduhar	(2015-17)
28	Ryan Barba	(2003-06)
25	Josh Mader	(2002-04)
25	Joe Salas	(2001-04)
24	Jack Zoellner	(2014-17)
23	Troy Cairns	(2000-02)
21	Scott Candelaria	(1998-2000)*
21	Aaron Sisk	(1998-2000)*

STOLEN BASES (single tourn.)

3	Max Willett	(2010)
3	Brian Cavazos-Galvez	(2008)
3	Matt Young	(2004)
3	Aaron Stanley	(2001)
3	Jason Frank	(1992)*
3	Aaron Santini	(1992)*
2	Donny Sevieri	(2001)
2	Mitch Garver	(2013)
2	Chase Harris	(2013)
2	Jordan Pacheco	(2006)

STOLEN BASES (game)

3	Aaron Santini	(1992)*
2	Luis Gonzalez	(2016)
2	Brian Cavazos-Galvez	(2009)
2	Matt Young	(2004)
2	Donny Sevieri	(2001)
2	Jason Frank	(1992)*

STOLEN BASES (career)

4	Max Willett	(2006-07, 2009-10)
4	Aaron Stanley	(2000-01)
3	Brian Cavazos-Galvez	(2008-09)
3	Matt Young	(2002-04)
3	Jason Frank	(1992)*
3	Aaron Santini	(1992)*
2	Luis Gonzalez	(2015-2017)
2	Mitch Garver	(2010-13)
2	Donny Sevieri	(1999-2002)*
2	Scott Candelaria	(1998-2000)*

WALKS (single tourn.)

8	Gerardo Yepiz	(1992)*
6	Reece Weber	(2015)
6	Steve McKee	(1987)*
5	Sam Haggerty	(2015)
5	Donny Sevieri	(2001)
4	Adam Courcha	(2010)
4	Daniel Stovall	(2006)

WALKS (game)

4	Steve McKee	(1987)*
3	Gerardo Yepiz	(1992)*
2	Adam Courcha	(2010)
2	Donny Sevieri	(2001)
2	Sam Haggerty	(2015)
2	Reece Weber	(2015)
2	DJ Peterson	(2013)

STRIKEOUTS (single tourn.)

6	Aaron Santini	(1992)*
6	Jack Zoellner	(2016)
5	Luis Gonzalez	(2015)
5	Logan Lippert	(2011)
5	Kyle Stiner	(2011)
3	Matt Foote	(2006)
3	Matt Foote	(2004)

STRIKEOUTS (game)

3	Jack Zoellner	(2016)
3	Luis Gonzalez	(2015)
3	Logan Lippert	(2011)
3	Kyle Stiner	(2011)
3	Matt Foote	(2006)
3	Matt Foote	(2004)

HIT BY PITCH (career)

4	Scott Gracey	(2007-08)
3	Aaron Santini	(1991-93)*
3	Jason Frank	(1992)
2	Dee Dennis	(1999-2000)*



UNIVERSITY OF NEW MEXICO BASEBALL HISTORY & RECORDS



HIT BY PITCH (single tourn.)

4	Scott Gracey	(2009)
3	Aaron Santini	(1992)*
2	DJ Peterson	(2011)
2	Dee Dennis	(2000)
2	Jeff Slotnick	(1985)*

HITTING STREAK

11	DJ Peterson	(2011-13)
10	Mitch Garver	(2011-13)
7	Josh Melendez	(2012-13)
7	Trey Porras	(2011-12)
7	Kyler Stiner	(2011-12)

* WAC Tournament stats until 2000

PITCHING

STARTS (career)

4	Tyler Stevens	(2015-17)
3	Josh Walker	(2012-14)
3	Danny Ray Herrera	(2004-06)
3	Jamie Vermilyea	(2001-03)
2	11 times	

COMPLETE GAMES (career)

2	Tyler Stevens	(2015-17)
1	Colton Thomson	(2014-16)
1	Austin House	(2010-12)
1	Bobby LaFromboise	(2007-08)
1	Jacob Norton	(2007-08)
1	Mike Albers	(1999-2000)*
1	Jim Serrano	(1998)*
1	Jim Coleman	(1992)*
1	Mike Gunderson	(1992)*

WINS (single tourn.)

1	Many	
---	------	--

WINS (career)

3	Tyler Stevens	(2015-17)
2	Carson Schneider	(2014-17)
2	Josh Walker	(2012-14)
2	Austin House	(2010-12)
2	Gera Sanchez	(2010-12)
2	Danny Ray Herrera	(2004-06)
2	Chris Cooper	(2000-01)

LOSSES (career)

3	Jamie Vermilyea	(2001-03)
2	Mike Albers	(1999-2000)*

INNINGS PITCHED (single tourn.)

12	Jim Coleman	(1992)
11.1	Bobby LaFromboise	(2008)
11	Tyler Stevens	(2015)
9.2	Jason Oatman	(2010)
9.2	Steve Smith	(2008)
9	Colton Thomson	(2016)
9	Austin House	(2012)
9	Bobby LaFromboise	(2007)
9	Jacob Norton	(2007)
9	Karsten Gaarder	(2005)
9	Jim Serrano	(1998)*
9	Mike Gunderson	(1992)*

INNINGS PITCHED (career)

27	Tyler Stevens	(2015-17)
22.1	Josh Walker	(2012-14)
20.1	Bobby LaFromboise	(2007-08)
19.1	Danny Ray Herrera	(2004-06)
19	Jamie Vermilyea	(2001-03)
16.2	Steve Smith	(2007-08)
16	Austin House	(2010-12)
15.1	Jacob Norton	(2007-08)
15	Colton Thompson	(2014-16)
14.1	Chris Cooper	(2000-01)
13.1	Carson Schneider	(2014-17)
12	Rudy Jaramillo	(2009-12)
12	Jim Coleman	(1991-94)*

ERA (career; min. 1 IP/team game)

0.56	Austin House	(2010-12)
0.75	Jim Coleman	(1991-94)*
1.00	Jim Serrano	(1998)*
1.43	John Hesketh	(2007-08)
1.79	Jacob Norton	(2007-08)
1.80	Bobby LaFromboise	(2007-08)
1.86	Jason Oatman	(2009-10)
2.00	Karsten Gaarder	(2004-05)
2.00	Mike Gunderson	(1992)*

STRIKEOUTS (game)

11	Colton Thomson	(2016)
10	Jim Serrano	(1998)*
9	Austin House	(2011)
9	Mike Smith	(2004)
8	Tyler Stevens	(2017)
8	Tyler Stevens	(2015)
8	Steve Smith	(2008)
8	Steve Smith	(2007)
8	Jeremy DeYapp	(2001)
8	Ken Yonker	(1986)*

STRIKEOUTS (single tourn.)

11	Colton Thomson	(2016)
10	Tyler Stevens	(2015)
10	Jim Serrano	(1998)*
9	Austin House	(2011)
9	Mike Smith	(2004)
8	Steve Smith	(2008)
8	Steve Smith	(2007)
8	Jeremy DeYapp	(2001)
7	Five times	

STRIKEOUTS (career)

24	Tyler Stevens	(2015-17)
16	Austin House	(2010-12)
16	Steve Smith	(2007-08)
15	Colton Thomson	(2014-16)
15	Danny Ray Herrera	(2004-06)
15	Jamie Vermilyea	(2001-03)
12	Gera Sanchez	(2010-12)
12	Josh Walker	(2012-14)
11	Bobby Mares	(2010-12)
11	Bobby LaFromboise	(2007-08)
11	Ken Yonker	(1985-86)*

WALKS (game)

8	Ken Yonker	(1986)*
6	Chris Cerny	(1985)*
6	Dean Duane	(1985)*
5	Bobby LaFromboise	(2007)
5	Joe Romero	(1992)
4	Phil Arreola	(1992)*
4	Jim Coleman	(1992)*
4	Steve Foss	(1992)*
4	Jim Serrano	(1992)*

MOUNTAIN WEST TOURNAMENT RECORDS



UNIVERSITY OF NEW MEXICO BASEBALL HISTORY & RECORDS



WALKS (single tourn.)

8	Ken Yonker	(1986)*
6	Chris Cerny	(1985)*
6	Dean Duane	(1985)*

WALKS (career)

11	Ken Yonker	(1985-86)*
9	Jamie Vermilyea	(2001-03)
9	Bobby LaFromboise	(2007-08)
8	Tyler Stevens	(2015-17)
6	Josh Walker	(2012-14)
6	Chris Cerny	(1984-85)*
6	Dean Duane	(1982-85)*
5	Chris Cooper	(2000-01)

SAVES (single tourn.)

1	Christian Tripp	2016
1	Bobby Mares	2012
1	Bobby Mares	2011
1	Gera Sanchez	2011
1	Clinton Cox	2008
1	Steve Foss	

SAVES (career)

2	Bobby Mares	(2010-12)
1	Christian Tripp	(2016-17)
1	Gera Sanchez	(2010-12)
1	Clinton Cox	(2008-09)
1	Steve Foss	(1991-93)*

* WAC Tournament stats until 2000

FIELDING

ASSISTS (game)

8	Josh Mader	(2004)
8	Troy Cairns	(2001)
7	Adam Courcha	(2010)
7	Daniel Gonzalez	(2010)
7	Aaron Santini	(1992)*
6	Jared Holley	(2014)
6	Aaron Santini	(1992)*
6	Gerardo Yepiz	(1992)*

ASSISTS (single tourn.)

19	Aaron Santini	(1992)*
16	Troy Cairns	(2001)
15	Adam Courcha	(2010)
15	Daniel Gonzalez	(2010)
15	Josh Mader	(2004)
15	Gerardo Yepiz	(1992)*
14	Sam Haggerty	(2013)
14	Mike Brownstein	
14	Ian Hollick	(2006)

ASSISTS (career)

36	Ian Hollick	(2005-08)
32	Jared Holley	(2013-16)
32	Alex Allbritton	(2010-13)
31	Jordan Pacheco	(2005-07)
30	Sam Haggerty	(2013-15)
26	Ryan Barba	(2003-06)
26	Dusty Young	(2000-03)
23	Troy Cairns	(2000-02)
21	Josh Mader	(2002-04)
20	Carl Stajduhar	(2015-17)

PUTOUTS (game)

18	Mark Gulseth	(1992)*
14	Jack Zoellner	(2014)
14	Chris Alexander	(2001)
13	Mitch Garver	(2011)
13	Daniel Stovall	(2005)
12	Jack Zoellner	(2015)
12	Jack Zoellner	(2014)
12	Mitch Garver	(2012)
11	Chris Alexander	(2002)
11	Trey Porras	(2012)
11	Kevin Atkinson	(2009)
11	Mark Gulseth	(1992)*
11	Mark Gulseth	(1992)*

PUTOUTS (single tourn.)

55	Mark Gulseth	(1992)*
42	Mitch Garver	(2011)
40	Justin Howard	(2010)
40	Kevin Atkinson	(2009)
40	Chris Alexander	(2001)
39	Daniel Stovall	(2007)
38	Daniel Stovall	(2006)

PUTOUTS (career)

130	Daniel Stovall	(2004-07)
90	Mitch Garver	(2010-13)
85	Jack Zoellner	(2014-present)
72	Chris Alexander	(2000-03)
55	Mark Gulseth	(1991-93)*
54	Trey Porras	(2011-12)
40	Justin Howard	(2009-10)
35	DJ Peterson	(2011-13)

ERRORS (game)

3	Josh Mader	(2003)
2	Dalton Bowers	(2016)
2	DJ Peterson	(2012)
2	Jordan Pacheco	(2007)

ERRORS (single tourn.)

3	Scott Gracey	(2007)
3	Jordan Pacheco	(2007)
3	Josh Mader	(2003)
2	Dalton Bowers	(2016)
2	DJ Peterson	(2012)
2	Scott Gracey	(2008)
2	Ian Hollick	(2005)

ERRORS (career)

5	Scott Gracey	(2007-08)
4	Jordan Pacheco	(2005-07)

* WAC Tournament stats until 2000



UNIVERSITY OF NEW MEXICO BASEBALL HISTORY & RECORDS



HITTING

CAREER GAMES PLAYED

10	Alex Allbritton	(2010-13)
8	Mitch Garver	(2010-13)
7	DJ Peterson	(2011-13)
7	Ben Woodchick	(2010-12)
6	Jacob Nelson	(2010-12)
5	Many times	

BATTING AVERAGE (single tourn.)

.615	Luis Gonzalez	(2016)
.500	Mitch Garver	(2013)
.500	Jared Holley	(2013)
.455	DJ Peterson	(2012)
.444	Luke Campbell	(2013)
.375	Bob McCorkle	(1962)
.363	Jared Mang	(2016)
.333	Andrew Pratt	(2016)
.333	Fred Christ	(1962)

BATTING AVERAGE (career)

.615	Luis Gonzalez	(2016)
.375	Luke Campbell	(2011, 2013)
.375	Bob McCorkle	(1962)
.363	Jared Mang	(2016)
.333	Andrew Pratt	(2016)
.333	Fred Christ	(1962)
.310	DJ Peterson	(2011-13)

SLUGGING PERCENTAGE (career)

.917	Luis Gonzalez	(2016)
.818	Jared Mang	(2016)
.750	Bob McCorkle	(1962)
.666	Andrew Pratt	(2016)
.500	DJ Peterson	(2011-13)
.417	Chris Juarez	(2010)
.385	Mitch Garver	(2010-13)
.375	Luke Campbell	(2011, 2013)

AT-BATS (game)

6	Alex Allbritton	(2013)
6	Sam Haggerty	(2013)
6	Josh Melendez	(2013)
6	DJ Peterson	(2013)
5	Many times	

AT-BATS (single tourn.)

13	Luis Gonzalez	(2016)
13	Carl Stajduhar	(2016)
13	Jack Zoellner	(2016)
13	Gary Ness	(1962)
12	Mitch Garver	(2012)
12	Ryan Padilla	(2012)
12	Daniel Gonzalez	(2010)
12	Chris Juarez	(2010)
12	Cameron Smith	(2010)
12	Tommy Dunn	(1962)
11	Many times	

AT-BATS (career)

34	Alex Allbritton	(2010-13)
28	DJ Peterson	(2011-13)
26	Mitch Garver	(2010-13)
18	Jared Holley	(2013, 2016)
18	Jacob Nelson	(2010-12)
17	Ben Woodchick	(2010-12)
16	Luke Campbell	(2011, 2013)
16	Trey Porras	(2011-12)
16	Kyle Stiner	(2011-12)

RUNS (single tourn.)

4	Rafael Neda	(2010)
3	Luis Gonzalez	(2016)
3	Andrew Pratt	(2016)
3	Jared Mang	(2016)
3	Chase Harris	(2013)
3	Justin Howard	(2010)
3	Isidro Rubi	(1962)

RUNS (game)

4	Rafael Neda	(2010)
3	Andrew Pratt	(2016)
3	Justin Howard	(2010)
3	Isidro Rubi	(1962)

RUNS (career)

4	Rafael Neda	(2010)
3	Chase Harris	(2013)
3	DJ Peterson	(2011-13)
3	Justin Howard	(2010)
3	Isidro Rubi	(1962)

HITS (game)

4	Luis Gonzalez	(2016)
4	DJ Peterson	(2012)
3	Luis Gonzalez	(2016)
3	Jared Holley	(2013)
3	Chris Juarez	(2010)
3	Jacob Nelson	(2010)

HITS (single tourn.)

5	DJ Peterson	(2012)
4	Luke Campbell	(2013)
4	Jared Holley	(2013)
4	Mitch Garver	(2013)
4	Chris Juarez	(2010)

HITS (career)

9	DJ Peterson	(2011-13)
8	Luis Gonzalez	(2016)
7	Mitch Garver	(2010-13)

RBI (single tourn.)

6	Luis Gonzalez	(2016)
4	Bob McCorkle	(1962)
3	Andrew Pratt	(2016)
3	Mitch Garver	(2013)
3	Chris Juarez	(2010)

RBI (game)

5	Luis Gonzalez	(2016)
4	Bob McCorkle	(1962)
3	Chris DeVito	(2016)
3	Chris Juarez	(2010)
2	Seven times	

RBI (career)

6	Luis Gonzalez	(2016)
4	DJ Peterson	(2011-13)
4	Bob McCorkle	(1962)
3	Chris DeVito	(2016)
3	Andrew Pratt	(2016)
3	Mitch Garver	(2010-13)
3	Chris Juarez	(2010)

DOUBLES (single tourn.)

4	Luis Gonzalez	(2016)
2	Jared Mang	(2016)
2	Ben Woodchick	(2012)
2	Alex Allbritton	(2010)

DOUBLES (game)

3	Luis Gonzalez	(2016)
---	---------------	--------

DOUBLES (career)

4	Luis Gonzalez	(2016)
3	Alex Allbritton	(2010-13)
2	Jared Mang	(2016)
2	Ben Woodchick	(2010-12)

TRIPLES (single tourn.)

1	Chris DeVito	(2016)
---	--------------	--------

TRIPLES (game)

1	Chris DeVito	(2016)
---	--------------	--------

TRIPLES (career)

1	Chris DeVito	(2016)
---	--------------	--------

HOME RUNS (single tourn.)

1	Nine times	
---	------------	--

HOME RUNS (game)

1	Jared Mang	vs. Texas Tech..... 6/4/16
1	Andrew Pratt	vs. Dallas Baptist..... 6/3/16
1	Mitch Garver	vs. Arizona St..... 5/31/13
1	DJ Peterson	vs. San Diego..... 6/1/12
1	Jacob Nelson	vs. Cal St. Fullerton..... 6/6/10
1	Rafael Neda	vs. Stanford..... 6/4/10
1	Tommy Dunn	vs. Colorado St..... 6/1/62
1	Isidro Rubi	vs. BYU..... 5/31/62
1	Bob McCorkle	vs. BYU..... 5/31/62

NCAA TOURNAMENT RECORDS



UNIVERSITY OF NEW MEXICO BASEBALL HISTORY & RECORDS



HOME RUNS (career)

1	Jared Mang	(2016)
1	Andrew Pratt	(2016)
1	Mitch Garver	(2010-13)
1	DJ Peterson	(2011-13)
1	Jacob Nelson	(2010-12)
1	Rafael Neda	(2008-10)
1	Isidro Rubi	(1961-62)
1	Bob McCorkle	(1961-62)
1	Tommy Dunn	(1960-62)

TOTAL BASES (single tourn.)

12	Luis Gonzalez	(2016)
9	Jared Mang	(2016)
8	DJ Peterson	(2012)
7	Mitch Garver	(2013)
6	BoB McCorkle	(1962)

TOTAL BASES (game)

7	Luis Gonzalez	(2016)
7	DJ Peterson	(2012)
6	Jacob Nelson	(2010)
5	Andrew Pratt	(2016)
5	Mitch Garver	(2013)
5	Bob McCorkle	(1962)

TOTAL BASES (career)

14	DJ Peterson	(2011-13)
12	Luis Gonzalez	(2012)
10	Mitch Garver	(2010-13)
9	Jared Mang	(2016)
7	Alex Allbritton	(2010-13)
6	Andrew Pratt	(2016)
6	Luke Campbell	(2011, 2013)
6	Jacob Nelson	(2010-12)
6	Ben Woodchick	(2010-12)
6	Bob McCorkle	(1962)

STOLEN BASES (single tourn.)

1	Five times
---	------------

STOLEN BASES (game)

1	Dalton Bowers	(2016)
1	Luis Gonzalez	(2016)
1	Josh Melendez	(2012)
1	Kyler Stiner	(2012)
1	Justin Howard	(2010)

STOLEN BASES (career)

1	Dalton Bowers	(2016)
1	Luis Gonzalez	(2016)
1	Josh Melendez	(2012-13)
1	Kyle Stiner	(2011-12)
1	Justin Howard	(2010)

WALKS (single tourn.)

4	Chris DeVito	(2016)
3	Dalton Bowers	(2016)
3	Andrew Pratt	(2016)
3	Jared Holley	(2013)
3	Kyle Stiner	(2012)
3	Ryan Honeycutt	(2010)

WALKS (game)

3	Chris DeVito	(2016)
2	Dalton Bowers	(2016)
2	Jared Mang	(2016)
2	Andrew Pratt	(2016)
2	Jared Holley	(2013)
2	Ryan Honeycutt	(2010)
2	Justin Howard	(2010)
2	Rafael Neda	(2010)

STRIKEOUTS (single tourn.)

9	Adam Courcha	(2010)
---	--------------	--------

STRIKEOUTS (game)

4	Alex Real	(2012)
3	Nine times	

STRIKEOUTS (career)

11	Alex Allbritton	(2010-13)
9	DJ Peterson	(2011-13)
9	Adam Courcha	(2010)
8	Jacob Nelson	(2010-12)
7	Kyle Stiner	(2011-12)

PITCHING

STARTS (career)

2	Josh Walker	(2012-13)
2	Rudy Jaramillo	(2010-12)
2	Lloyd Randel	(1962)

COMPLETE GAMES (career)

2	Lloyd Randel	(1962)
---	--------------	--------

WINS (single tourn.)

1	Colton Thomson	(2016)
1	Austin House	(2012)
1	Jason Oatman	(2010)
1	Lloyd Randel	(1962)

WINS (career)

1	Colton Thomson	(2016)
1	Austin House	(2010-12)
1	Jason Oatman	(2010)
1	Lloyd Randel	(1962)

LOSSES (career)

2	Josh Walker	(2012-14)
2	Gera Sanchez	(2010-12)
1	Eight times	

INNINGS PITCHED (single tourn.)

17.0	Lloyd Randel	(1962)
8.0	Rudy Jaramillo	(2011)
7.1	Tyler Stevens	(2016)
7.1	Josh Walker	(2013)
7.1	Sam Wolff	(2013)
7.1	Richard Olson	(2011)
7.0	Austin House	(2012)
7.0	Rudy Jaramillo	(2010)

INNINGS PITCHED (career)

17.0	Lloyd Randel	(1962)
15.2	Rudy Jaramillo	(2010-12)
11.0	Josh Walker	(2012-13)
9.1	Austin House	(2010-12)

ERA (career; min. 1 IP/gm and 5 IP)

0.00	Lloyd Randel	(1961-62)
0.96	Austin House	(2010-12)
1.23	Sam Wolff	(2012-13)
1.27	Tyler Stevens	(2016)
2.45	Richard Olson	(2010-11)
3.60	Rudy Jaramillo	(2009-12)

STRIKEOUTS (game)

7	Tyler Stevens	(2016)
7	Sam Wolff	(2013)
6	Gera Sanchez	(2012)
5	Five times	



UNIVERSITY OF NEW MEXICO BASEBALL HISTORY & RECORDS



STRIKEOUTS (single tourn.)

7	Tyler Stevens	(2016)
7	Sam Wolff	(2013)
6	Gera Sanchez	(2012)
5	Four times	

STRIKEOUTS (career)

7	Tyler Stevens	(2016)
7	Sam Wolff	(2012-13)
7	Austin House	(2010-12)
7	Rudy Jaramillo	(2010-12)

WALKS (game)

9	Lloyd Randel	(1962)
4	Colton Thomson	(2016)
4	Josh Walker	(2013)
4	Dick Felter	(1962)

WALKS (single tourn.)

10	Lloyd Randel	(1962)
4	Josh Walker	(2013)
4	Dick Felter	(1962)

WALKS (career)

10	Lloyd Randel	(1962)
5	Josh Walker	(2012-13)

SAVES (single tourn.)

1	Hobie McClain	(2012)
---	---------------	--------

SAVES (career)

1	Hobie McClain	(2012-13)
---	---------------	-----------

FIELDING

ASSISTS (game)

6	Dalton Bowers	(2016)
6	Sam Haggerty	(2013)
6	Jared Holley	(2013)
6	Kyle Stiner	(2012)
5	Adam Courcha	(2010)
5	Daniel Gonzalez	(2010)

ASSISTS (single tourn.)

14	Dalton Bowers	(2016)
12	Kyle Stiner	(2012)
8	Sam Haggerty	(2013)
8	Jared Holley	(2013)
8	Adam Courcha	(2010)

ASSISTS (career)

17	Alex Allbritton	(2010-13)
17	Kyle Stiner	(2011-12)
14	Dalton Bowers	(2016)
13	Jared Holley	(2013, 2016)
8	Sam Haggerty	(2013)
8	DJ Peterson	(2011-13)
8	Adam Courcha	(2010)

PUTOUTS (game)

12	DJ Peterson	(2013)
12	Trey Porras	(2012)
11	Jack Zoellner	(2016)
11	Jack Zoellner	(2016)
9	Jack Zoellner	(2016)
9	Andrew Pratt	(2016)
9	Mitch Garver	(2012)
9	Trey Porras	(2012)
9	Jacob Nelson	(2010)

PUTOUTS (single tourn.)

31	Jack Zoellner	(2016)
28	Trey Porras	(2012)
24	Mitch Garver	(2012)
21	Rafael Neda	(2010)
17	Andrew Pratt	(2016)
17	DJ Peterson	(2013)
13	Trey Porras	(2011)

PUTOUTS (career)

46	Mitch Garver	(2010-13)
41	Trey Porras	(2011-12)
31	Jack Zoellner	(2016)
21	Rafael Neda	(2010)
19	DJ Peterson	(2011-13)
17	Andrew Pratt	(2016)
14	Alex Allbritton	(2010-13)

ERRORS (game)

2	Jared Holley	(2013)
2	Adam Courcha	(2010)

ERRORS (single tourn.)

3	Jared Holley	(2013)
---	--------------	--------

ERRORS (career)

3	Jared Holley	(2013, 2016)
---	--------------	--------------



UNIVERSITY OF NEW MEXICO BASEBALL HISTORY & RECORDS



MW HONORS

Player of the Year

2000	Aaron Sisk
2007	Jordan Pacheco
2009	Mike Brownstein
2012	Mitch Garver & DJ Peterson
2013	Mitch Garver & DJ Peterson
2016	Carl Stajduhar
2017	Jack Zoellner

Pitcher of the Year

2006	Danny Ray Herrera (Co)
------	------------------------

Freshman of the Year

2008	Rafael Neda
2013	Sam Haggerty (Co)
2014	Danny Collier
2015	Cory Voss (Co)

Coach of the Year

2000	Rich Alday
2012	Ray Birmingham
2013	Ray Birmingham
2017	Ray Birmingham

All-Conference

2000	Joe Abell (P)	1st
	Chris Cooper (P)	1st
	Donny Sevieri (OF)	1st
	Aaron Sisk (3B)	1st
	Scott Candelaria (SS)	1st
	Troy Cairns (2B)	2nd
	Jake Little (C)	2nd
	Dee Dennis (1B)	2nd
2001	Troy Cairns (2B)	1st
	Anthony Lovato (DH)	2nd
	Chris Cooper (P)	2nd
2002	Troy Cairns (2B)	1st
	Matt Young (OF)	1st
	Jamie Vermilyea (P)	2nd
	Dusty Young (SS)	2nd
	Todd Stroud (DH)	2nd
2003	Josh Mader (3B)	1st
	Joe Salas (DH)	1st
	Jamie Vermilyea (P)	1st
	Chris Alexander (1B)	2nd
	Cory Lizarraga (OF)	2nd
2004	Joe Salas (DH)	1st
	Daniel Stovall (1B)	1st
	Matt Young (OF)	1st
2005	Chris Carlson (UT)	1st
	Garrick Haymore (DH)	1st
	Danny Ray Herrera (P)	1st
	Jordan Pacheco (2B)	1st
2006	Jordan Pacheco (2B)	1st
	Ian Hollick (3B)	1st
	Chris Carlson (DH)	1st
	Danny Ray Herrera (P)	1st
	Daniel Stovall (1B)	2nd
2007	Jordan Pacheco (2B)	1st
	Bobby LaFromboise (P)	1st
	Daniel Stovall (1B)	2nd

2008	Brian Cavazos-Galvez (OF)	1st
	Kevin Atkinson (1B)	2nd
	Mike Brownstein (2B)	2nd
	Scott Gracey (SS)	2nd
	Ian Hollick (3B)	2nd
	Rafael Neda (C)	2nd
	Bobby LaFromboise (SP)	2nd
	Clinton Cox (RP)	2nd
2009	Mike Brownstein (2B)	1st
	Brian Cavazos-Galvez (OF)	1st
	Kevin Atkinson (1B)	1st
	Rafael Neda (C)	1st
	John Hesketh (SP)	1st
	Max Willett (OF)	2nd
2010	Willy Kesler (SP)	1st
	Justin Howard (1B)	2nd
	Rafael Neda (C)	2nd
	Chris Juarez (OF)	2nd
2011	Quay Grant (3B)	2nd
2012	Austin House (SP)	1st
	DJ Peterson (3B)	1st
	Mitch Garver (C)	1st
	Alex Allbritton (SS)	1st
	Josh Melendez (OF)	1st
	Ben Woodchick (DH)	1st
	Gera Sanchez (SP)	2nd
	Josh Walker (SP)	2nd
	Trey Porras (1B)	2nd
	Kyle Stiner (2B)	2nd
	Ryan Padilla (OF)	2nd
2013	Mitch Garver (C)	1st
	DJ Peterson (3B)	1st
	Alex Allbritton (SS)	1st
	Josh Melendez (OF)	1st
	Sam Wolff (SP)	1st
	Gabe Aguilar (RP)	1st
	Sam Haggerty (2B)	2nd
	Luke Campbell (OF)	2nd
	Alex Real (DH)	2nd
2014	Alex Real (C)	1st
	Sam Haggerty (SS)	1st
	Chase Harris (OF)	1st
	Josh Walker (SP)	2nd
2015	Danny Collier (OF)	1st
	Toller Boardman, (P)	1st
	Jack Zoellner (1B)	2nd
	Carl Stajduhar (3B)	2nd
2016	Carl Stajduhar (3B)	1st
	Chris DeVito (DH)	1st
	Jared Holley (2B)	1st
	Tyler Stevens (SP)	1st
	Luis Gonzalez (OF)	2nd
2017	Jack Zoellner (1B - POY)	1st
	Carl Stajduhar (3B)	1st
	Jared Mang (OF)	1st
	Tyler Stevens (P)	2nd
	Johnathon Tripp (P)	2nd
2019	Jared Mang (OF)	1st
	Justin Slaten (SP)	2nd
2020	Kyle Landers (1B)	1st
	Justin Armbruster (SP)	1st
	Aaron Makil (SP)	1st

2021	Kyler Castillo (OF)	1st
	Justin Armbruster (SP)	1st
2022	Lenny Junior Ashby (LF)	2nd
	Jeffrey David (CF)	2nd
2023	Reed Spenrath (1B)	1st
	Lenny Junior Ashby (OF)	2nd
	Dylan Ditzenberger (3B)	2nd

All-Tournament Team

2000	Mark Okano (OF)
2004	Josh Mader (SS)
2005	Chris Carlson (OF)
2006	Chris Carlson (DH)
	Danny Ray Herrera (P)
2007	Bobby LaFromboise (P)
2008	Mike Brownstein (2B)
	Stephen Smith (P)
2010	Justin Howard (1B)
	Ryan Honeycutt (DH)
	Mike Lachapelle (SP)
2011	DJ Peterson (3B - MVP)
	Luke Campbell (OF)
	Austin House (SP)
	Jacob Nelson (DH)
	Bobby Mares (RP)
2012	Josh Melendez (OF - MVP)
	Austin House (SP)
	Alex Allbritton (SS)
	DJ Peterson (3B)
	Bobby Mares (RP)
2013	Mitch Garver (C)
	DJ Peterson (1B)
	Luke Campbell (OF)
2015	Jack Zoellner (1B)
	Carl Stajduhar (3B)
	Lane Milligan (OF)
	Carson Schneider (SP)
2016	Colton Thomson (SP)
	Luis Gonzalez (OF)
	Tyler Stevens (SP)
	Chris DeVito (DH)
2017	Tyler Stevens (P)

CONFERENCE HONORS



UNIVERSITY OF NEW MEXICO BASEBALL HISTORY & RECORDS



Scholar-Athlete of the Year

2004 Sean Murray

Academic All-Conference

2000 Joe Abell
Kenneth Yamaoka
Dusty Young

2001 Chris Alexander
Kristopher Gross
Dusty Young

2002 Chris Alexander
Kristopher Gross
Kevin Letz
Cory Lizarraga
Todd Stroud
Dusty Young
Matt Young

2003 Chris Alexander
Josh Jezek
Cory Lizarraga
Sean Murray
Anthony Spitaleri
Dusty Young
Matt Young

2004 Karsten Gaardner
Garrick Haymore
Kevin Letz
Sean Murray
Petr Pacas
Jay Russell
Matt Young

2005 Chris Carlson
Darren Coltrinari
Karsten Gaardner
Garrick Haymore
Ian Hollick
Kevin Letz
Javier Lopez
Bobby Moore
Petr Pacas
Jordan Pacheco
Jay Russell

2006 Brandon Bingham
Chris Carlson
Dane Hamilton
Ian Hollick
Chad Itokazu
Drew McDonald
Jay Russell

2007 Scott Gracey
Dane Hamilton
Ian Hollick
Chad Itokazu
Drew McDonald
Derek Pilkington
Jay Russell
Jarrad Watkins
Max Willett

2008 Mike Brownstein
Clinton Cox
Bret Fanning
Scott Gracey
Daniel Grubbs
Dane Hamilton
John Hesketh
Ian Hollick
Chad Itokazu
Drew McDonald
Bobby Moore
Mark Rockey

2009 Mike Brownstein
Clinton Cox
Daniel Grubbs
Dane Hamilton
John Hesketh
Brandon Hewett
Bobby Moore
Jason Oatman
Max Willett

2010 Alex Allbritton
Mitchell Garver
Chris Juarez
Jason Oatman
Gerardo Sanchez
Cameron Smith
Kenneth Toves

2011 Alex Allbritton
Lucas Campbell
Mitchell Garver
Logan Lippert
Trey Porras
Gerardo Sanchez
John Michael Twichell
Ben Woodchick

2012 Alex Allbritton
Mitchell Garver
Josh Melendez
Ryan Padilla
Ben Woodchick

2013 Alex Allbritton
Kevin Baumgartner
Drew Bridges
Luke Campbell
A.J. Carman
Anthony Consiglio
Jonathan Cuellar
Taylor Duree
Alex Estrella
Mitch Garver
Sam Haggerty
Chase Harris
Jared Holley
Logan Lippert
Josh Melendez
Sam Wolff.

2014 Kevin Baumgartner
Drew Bridges
Jake Cole
Danny Collier
Jonathan Cuellar
Taylor Duree
Sam Haggerty
Chase Harris
Jared Holley
Kirby McGuire
John Pustay
Aaron Siple
Andre Vigil

2015 Toller Boardman
Drew Bridges
Danny Collier
Chris DeVito
Alex Estrella
Scottie Graham
Sam Haggerty
Jared Holley
Hayden Schilling
Aaron Siple
Carl Stajduhar
Tyler Stevens
Cory Voss

2016 Austin Bell
Drew Bridges
Chris DeVito
Michael Eaton
Alex Estrella
Fernando Fernandez
Scottie Graham
Jared Holley
Jared Mang
Erick Migueles
Jacob Nelson
Carson Schneider
Carl Stajduhar
Christian Tripp
Andre Vigil.

2017 Austin Bell
Robby Campillo
Beau Capanna
Danny Collier
Cody Dye
Nathaniel Garley
Andre Gregory
James Harrington
Daniel Herrera
Austin Isenhardt
Jared Mang
Andrew Pratt
Hayden Schilling
Carson Schneider
Justin Slaten
Chad Smith
Carl Stajduhar
Christian Tripp
Johnathon Tripp
Andre Vigil
Justin Watari

CONFERENCE HONORS



UNIVERSITY OF NEW MEXICO BASEBALL HISTORY & RECORDS



2018 Robby Campillo
Danny Collier
Jeff Deimling
Chris Dunn
Cody Dye
Malachi Emond
Robert Gasser
Garrett Gouldsmith
James Harrington
Daniel Herrera
Connor Mang
Jared Mang
Derek Marshall Jr.
Brayden Merritt
Hayden Schilling
Justin Slaten
Chad Smith
Christian Tripp
Justin Watari

2019 Tanner Baker
Jeff Deimling
Tristin Lively
Connor Mang
Jared Mang
Derek Marshall Jr.
Brayden Merritt
Hayden Schilling
Justin Slaten
Chad Smith
Justin Watari
Blake Walden
Jack White

2020 Justin Armbruester
Will Armbruester
Kyler Castillo
Cody Dye
Harry Fullerton
Jarrett Gonzales
Matt Haley
Terrell Hudson
Kyle Landers
Tristin Lively
Aaron Makil
Shane Podsednik
Lance Russell
Adam Schneider
Arthur Steinkamp

2021 Justin Armbruester
Will Armbruester
Willie Cano
Cayden Castellanos
Kyler Castillo
Cody Dye
Justin Flebbe
Harry Fullerton
Jarrett Gonzales
Chezzare Gonzalez
Matt Haley
Terrell Hudson
Kyle Landers
Tristin Lively
Connor Mang
Jared Martin

Bobby Meza
Shane Podsenik
Cole Posey
Miguel Reyes
Lance Russell
Adam Schneider
Arthur Steinkamp
Chase Weissenborn

2022 Will Armbruester
Benjamin Baker-Livingston
Jeffrey David
Matt Haley
Cody Holtz
Terrell Hudson
Adolfo Iturralde
Tristin Lively
Aaron Makil
Brian McBroom
Justin Olson
Shane Podsednik
Cole Posey
Miguel Reyes
Braydon Runion
Brett Russell
Lance Russell
Adam Schneider
Kyle Smith
Arthur Steinkamp
Sean Stephens
Justin Still
Jacob Strmiska
Kam Willman

Scholar-Athletes

2004 Karsten Gaardner
Josh Jezek
Kevin Letz
Sean Murray
Petr Pacas

2005 Chris Carlson
Garrick Haymore
Ian Hollick
Kevin Letz
Petr Pacas

2006 Ian Hollick
Richard Rodarte

2007 Shane Dyer
Bret Fanning
Brian Hill
Ian Hollick
Mark Rockey
Jarrad Watkins

2008 Clinton Cox
Bret Fanning
Daniel Grubbs
Brian Hill
Ian Hollick

2009 Joey Castleman
Clinton Cox
Daniel Grubbs

2011 Logan Lippert

2012 Alex Estrella
Josh Melendez

2013 Kevin Baumgartner

Drew Bridges
A.J. Carman
Alex Estrella
Sam Haggerty
Josh Melendez

2014 Kevin Baumgartner
Drew Bridges
AJ Carman
Sam Haggerty
Conner Rusch
Aaron Siple

2015 Toller Boardman
Drew Bridges
Alex Estrella
Sam Haggerty
Aaron Siple
Carl Stajduhar

2016 Michael Eaton
Alex Estrella
Austin Bell
Jared Mang
Jacob Nelson
Drew Bridges
Austin Treadwell
Carl Stajduhar
Austin Isenhardt
Chris DeVito
Erick Migueles
Danny Collier

2017 Austin Bell
Robby Campillo
Beau Capanna
Danny Collier
Cody Dye
Jared Mang
Justin Slaten
Chad Smith
Carl Stajduhar
Justin Watari

2018 Robby Campillo
Danny Collier
Cody Dye
Garrett Gouldsmith
Daniel Herrera
Jared Mang
Brayden Merritt
Chad Smith

2019 Jeff Deimling
Jared Mang
Brayden Merritt

2020 Justin Armbruester
Will Armbruester
Kyler Castillo
Cody Dye
Justin Flebbe
Matt Haley
Terrell Hudson
Shane Podsednik
Lance Russell
Adam Schneider
Arthur Steinkamp

2021 Justin Armbruester
Will Armbruester
Cody Dye
Justin Flebbe

CONFERENCE HONORS



UNIVERSITY OF NEW MEXICO BASEBALL HISTORY & RECORDS



Jarrett Gonzales
Matt Haley
Terrell Hudson
Tristin Lively
Cole Posey
Lance Russell
2022 Will Armbruester
Benjamin Baker-Livingston
Justin Flebbe
Matt Haley
Terrell Hudson
Tristin Lively
Aaron Makil
Daniel Martin
Justin Olson
Cole Posey
Braydon Runion
Brett Russell
Lance Russell
Kyle Smith
Arthur Steinkamp
Justin Still
Jacob Strmiska
Kam Willman

Player and Pitcher of the Week

2020 (10)

2/29 Aaron Sisk (Jr., 3B)
3/8 Aaron Sisk (Jr., 3B)
3/21 Donny Sevieri (So., OF)
3/28 Donny Sevieri (So., OF)
3/28 Chris Cooper (Jr., P)
4/4 Mark Okano (Jr., OF)
4/4 Chris Cooper (Jr., P)
5/1 Mark Okano (Jr., OF)
5/1 Jeff Perez (Jr., P)
5/15 Aaron Sisk (Jr., 3B)

2001 (6)

2/20 Donny Sevieri (Jr., OF)
3/13 Mike Semprevivo (Sr., P)
4 3 Troy Cairns (So., 2B)
4/10 Donny Sevieri (Jr., OF)
5/1 Jeremy DeYapp (Jr., P)
5/8 Anthony Lovato (Jr., 1B)

2002 (8)

2/4 Aaron Smith, (Jr., P)
2/11 Jamie Vermilyea (So., P)
2/25 Chris Alexander (Jr., 1B)
3/12 Troy Cairns (Jr., 2B)
3/12 Jeremy DeYapp (Sr., P)
4/15 Dusty Young (Jr., SS)
4/15 Matt Bullen (Jr., P)
5/20 Chris Alexander (Jr., 1B)

2003 (6)

2/10 Jamie Vermilyea (Jr., P)
2/24 Chris Alexander (Sr., 1B)
3/10 Sean Murray (Jr., OF)
3/18 Chris Alexander (Sr., 1B)
3/24 Dusty Young (Sr., SS)
4/21 Jamie Vermilyea (Jr., P)

2004 (7)

2/23 Matt Young (Jr., OF)
3 1 Jason Fernandez (Jr., P)
3/8 Cooper Eddy (Jr., P)
3/22 Cooper Eddy (Jr., P)
4/12 Josh Mader (Jr., SS)
4/19 Daniel Stovall (Fr., 1B)
(NCBWA Co-Hitter of the Week)
5/24 Josh Mader (Jr., SS)

2005 (6)

2/14 Karsten Gaarder (Sr., P)
2/14 Daniel Stovall (So., 1B)
3/7 Jeff Grady (Sr., C)
3/14 Chris Carlson (So., OF)
5/9 Danny Ray Herrera (So., P)
5/ 16 Karsten Gaarder (Sr., P)

2006 (6)

2/20 Matt Foote (Jr., CF)
2/27 Danny Ray Herrera (Jr., P)
3/6 Daniel Stovall (Jr., 1B)
3/13 Danny Ray Herrera (Jr., P)
4/17 Chris Carlson (Jr., DH)
4/24 Ryan Barba (Sr., SS)

2007 (7)

2/19 Bobby LaFromboise (Jr., P)
2/26 Daniel Stovall (Sr., 1B)
3/12 Ian Hollick (Jr., 3B)
3/20 Bobby LaFromboise (Jr., P)
4/30 Daniel Stovall (Sr., 1B)
5/14 Stephen Smith (Jr., P)
5/14 Jordan Pacheco (Jr., 2B)

2008 (5)

3/24 Dane Hamilton (Jr., OF)
3/31 Brian Cavazos-Galvez (Jr., OF)
4/7 Bobby LaFromboise (Sr., P)
4/14 Kevin Atkinson (Jr., 1B)
(CollegeBaseballInsider.com Region POW)
5/5 Mike Brownstein (Jr., 2B)

2009 (5)

3/16 Mike Brownstein
3/23 Kevin Atkinson
4/13 Max Willett
5/18 Rudy Jaramillo
5/18 Brian Cavazos-Galvez (Sr., OF)
(Collegiate Baseball National POW)
(CollegeBaseballInsider.com Region POW)

2010 (7)

2/22 Max Willett (Sr., CF)
2/22 Mike Lachapelle (Jr. LHP)
4/12 Ryan Honeycutt (Jr. DH)
4/26 Willy Kesler (Sr. RHP)
5/10 Willy Kesler (Sr. RHP)
5/17 Justin Howard (Sr. 1B)

2011 (4)

2/28 Mitch Garver (So. C)
3/28 DJ Peterson (Fr. 1B)
3/28 Gera Sanchez (Jr. RHP)
5/9 Rudy Jaramillo (Jr. LHP)

2012 (12)

2/28 Josh Melendez (Jr. OF)
3/12 DJ Peterson (So. 1B/3B)
3/12 Gera Sanchez (Sr. RHP)
3/19 DJ Peterson (So. 1B/3B)
3/19 Austin House (Jr. RHP)
3/26 Mitch Garver (Jr. C)
4/9 DJ Peterson (So. 1B/3B)
4/9 Austin House (Jr. RHP)
4/16 Mitch Garver (Jr. C)
4/23 Ben Woodchick (Sr. 2B/OF)
4/30 Mitch Garver (Jr. C)
5/21 Ryan Padilla (Fr. OF)
(NCBWA National HOW)

2013 (9)

3/13 DJ Peterson (Jr. 1B)
3/25 Mitch Garver (Sr. C)
4/15 Drew Bridges (Fr. RHP)
4/15 Josh Melendez (Sr. OF)
4/29 Sam Haggerty (Fr. 2B)
5/6 Mitch Garver (Sr. C)
5/6 Sam Wolff (Sr. RHP)
5/13 Josh Walker (Jr. RHP)
5/19 Luke Campbell (Sr. OF)

2014 (7)

2/23 Josh Walker (Sr., RHP)
3/17 Victor Sanchez (So., RHP)
3/24 Chase Harris (Sr., OF)
4/14 Sam Haggerty (So., 2B)
4/14 Josh Walker (Sr., RHP)
5/5 Alex Real (Jr., C)
5/5 Colton Thomson (Jr., LHP)

2015 (6)

3/30 Cory Voss (Fr., C)
3/30 Jake Cole (Sr., RHP)
4/13 Tyler Stevens (Fr., RHP)
4/20 Toller Boardman (Jr., LHP)
5/11 Carl Stajduhar (Fr., 3B)
5/11 Lane Milligan (So., DH)

2016 (6)

2/29 Chris DeVito (Jr., C/DH)
3/21 Carl Stajduhar (So., 3B/DH)
4/11 Chris DeVito (Jr., C/DH)
4/11 Carson Schneider (Jr. LHP)
4/18 Carl Stajduhar (So., 3B/DH)
4/25 Carl Stajduhar (So., 3B/DH)

2017 (8)

2/20 Jack Zoellner (Sr., 1B)
2/27 Luis Gonzalez (Jr. OF)
3/7 Carl Stajduhar (Jr. 3B)
3/13 Jack Zoellner (Sr., 1B)
3/13 Tyler Stevens (Jr., P)
4/3 Jared Mang (So., OF)
5/1 Jared Mang (So., OF)
5/8 Carl Stajduhar (Jr., 3B)

2019 (5)

2/18 Jared Mang (Sr., CF)
2/18 Nathaniel Garley (Jr., P)
3/4 Hayden Schilling (Sr. SS)
3/11 Jeff Deimling (Sr., DH)

CONFERENCE HONORS



UNIVERSITY OF NEW MEXICO BASEBALL HISTORY & RECORDS



4/29 Justin Slaten (Jr., P)

2020 (1)

2/17 Aaron Makil (Jr., CF)

2021 (5)

3/15 Justin Armbruester (Sr., RHP)
3/22 Justin Armbruester (Sr., RHP)
3/29 Tristin Lively (Jr., RHP)
5/17 Justin Armbruester (Sr., RHP)
5/24 Justin Armbruester (Sr., RHP)

2022 (4)

3/14 Lenny Junior Ashby (So., OF)
3/21 Riley Egloff (Jr., RHP)
4/25 Ben Baker-Livingston (Fr., RHP)
5/16 Ben Baker-Livingston (Fr., RHP)

2023 (5)

2/20 Riley Egloff (Sr., RHP)
2/27 Dylan Ditzenberger (Sr., 3B)
Riley Egloff (Sr., RHP)
3/20 Isaac Gallegos (Jr., RHP)
3/29 Tristin Lively (Sr., RHP)

WAC HONORS

Player of the Year

1993 Antonio Fernandez
1995 Mark Wulfert
1996 Travis Young

Freshman of the Year

1992 Antonio Fernandez
1994 Travis Young
1996 Lon Yamaguchi

Coach of the Year

1985 Vince Cappelli
1992 Rich Alday
1995 Rich Alday

All-Conference

1966 Dave Chase (OF)
Bob McAulay (P)
1967 Mark Johnson (OF)
Greg With (3B)
1968 Dickie Baldizan (OF)
Bob McAulay (P)
1969 Jim Johnston (SS)
Jim Kremmel (P)
1970 Bob Faford (OF)
Jim Kremmel (P)
Larry Minarsich (3B)
Rick Wicks (OF)
1971 Bob Faford (OF)
1972 Dan Fitzgerald (OF)
Hank Garcia (3B)
1973 Dan Fitzgerald (OF)
Hank Garcia (3B)
1974 Mike Pettenuzzo (OF)
1976 Mike Delmonico (OF)
1977 Mike Delmonico (OF)

Steve Muccio (OF)
1978 Aaron Cain (OF)
1979 Walt Arnold (1B)
Aaron Cain (OF)
Steve Muccio (OF)
Kyle Rutledge (C)
Tom Francis (SS)
Rob Hoover (P)
1980 Walt Arnold (1B)
Mike Foote (SS)
Keith Hagman (3B)
Duffy Ryan (C)
1982 Barry Brunenkant (C)
Keil Higgins (P)
1984 Kevin Andersh (P)
Jim Fregosi (3B)
Greg Hall (C)
Brian Kubala (DH)
1985 Dean Duane (P)
Jim Fregosi (SS)
Greg Hall (C)
John Snyder (1B)
1986 Glenn Russell (SS)
Steve Sparks (OF)
1987 Steve McKee (OF)
1990 Terance Frazier (OF)
1991 Matt Yost (DH)
1992 Steve Foss (P)
Mark Gulseth (1B)
1993 Antonio Fernandez (3B)
Mark Gulseth (1B);
Kurt Hildebrandt (P)
Luke Oglesby (OF)
1994 David Meng (P)
Mark Wulfert (OF)
1995 Jaime Garcia (C)
Luis Gonzalez (P)
Mark Wulfert (OF)
Travis Young (2B)
1996 Travis Young (2B)
Luis Gonzalez (P)
1997 Travis Young (2B)
Robert Gonzales (OF)
1998 Lon Yamaguchi (SS)
1999 Lon Yamaguchi (2B)
Aaron Sisk (3B)
Chris Armstrong (C)
Cory Robbins (OF)

SKYLINE CONFERENCE HONORS

1962 Lloyd Randel (P)
Gary Ness (UT)
Fred Christ (OF)


CONFERENCE HONORS



UNIVERSITY OF NEW MEXICO BASEBALL HISTORY & RECORDS




CoSIDA Academic All-Americans



Larry Minarsich (3B)
1970 (1st Team)
1971 (1st Team)



Mark Wulfert (OF)
1994 (3rd Team)



Travis Young (MIF)
1996 (1st Team)
1997 (1st Team)



Dusty Young (SS)
2003 (1st Team)



Sean Murray (OF)
2004 (2nd Team)




Chris Carlson (DH)
2005 (2nd Team)
2006 (1st Team)



Sam Haggerty (2B)
2014 (3rd Team)



Alex Estrella (P)
2015 (1st Team)
2016 (3rd Team)



Chris DeVito (C)
2016 (3rd Team)



Jared Mang (OF)
2017 (2nd Team)




Carl Stajduhar (3B)
2017 (3rd Team)



Jared Mang (OF)
2019 (2nd Team)

Freshman All-Americans



Travis Young (2B/SS)
1994




Lon Yamaguchi (SS)
1996



Matt Young (CF)
2002



Daniel Stovall (1B)
2004



Jordan Pacheco (2B)
2005




Rafael Neda (C)
2008



DJ Peterson (1B)
2011



Ryan Padilla (RF)
2012



Sam Haggerty (2B)
2013



Danny Collier (OF)
2014



Carl Stajduhar (3B)
2015




Tyler Stevens (SP)
2015



Cory Voss (C)
2015



Andrew Pratt (C)
2016




Connor Mang (1B)
2018

LOBO ALL-AMERICANS



UNIVERSITY OF NEW MEXICO BASEBALL HISTORY & RECORDS



SAM SUPLIZIO - UNM'S FIRST ALL-AMERICAN

The original superstar in New Mexico baseball was the late Sam Suplizio, a center fielder in the early 1950s. An all-Skyline performer for George Petrol from 1951-53, Suplizio was the Lobos' initial first team All-American, an honor he earned in 1953. He hit .435 in his freshman year, .450 as a sophomore and .509 as a junior when he earned All-America accolades. The Lobos went 23-37 during his three-year career, but won the Skyline Conference championship during his junior year, with a 10-2 record in league play.

Following his junior campaign, Suplizio signed a \$40,000 contract with the New York Yankees. Manager Casey Stengel thought so highly of Suplizio that he moved a prospect named Mickey Mantle to right field and groomed the former Lobo as his center fielder. Unfortunately, Suplizio injured his arm and was forced to retire in 1956.


Suplizio remained in baseball, however, and went on to become the chairman and founder of the NCAA Junior College World Series in Grand Junction, Colo., played at the 10,000-seat Sam Suplizio Field. He was also co-chairman of a committee which brought major league baseball to Denver, in the form of the Colorado Rockies, and he was a scout for the Yankees, Reds, Orioles and Angels.

A 1954 UNM graduate with a BS in Education, Suplizio was named to the UNM Alumni Lettermen Hall of Honor in 1998. As his guest of honor to the induction banquet, Suplizio brought with him Angel Hall-of-Famer Rod Carew. Suplizio passed away Friday, Dec. 29, 2006 at the age of 74.


LOBO ALL-AMERICANS




Jim Economides
1957




Aaron Cain (OF)
1977




Duffy Ryan (C)
1980




Keith Hagman (3B)
1980




Jim Fregosi (SS)
1985




Dean Duane (P)
1985




Luke Oglesby (OF)
1993




Mark Gulseth (1B)
1993




Antonio Fernandez (3B)
1993




Mark Wulfert (OF)
1995



Travis Young (SS/2B)
1994 (Fr.) & 1996



Aaron Sisk (3B)
1999 & 2000



Chris Alexander (1B)
2003



Dusty Young (SS)
2003



Jordan Pacheco (2B)
2005 (Fr.) & 2007



Chris Carlson (DH)
2005 & 2006



Danny Ray Herrera (P)
2006



Brian Cavazos-Galvez (OF)
2009



UNIVERSITY OF NEW MEXICO BASEBALL HISTORY & RECORDS



Mike Brownstein (2B)
2008 & 2009



Justin Howard (1B)
2010




Rafael Neada (C)
2008 (Fr.) & 2010



DJ Peterson (1B/3B)
2011 (Fr.), 2012 & 2013



Mitch Garver (C)
2012 & 2013



Chase Harris (OF)
2014



Chris DeVito (C/DH)
2016



Carl Stajduhar (3B)
2015 (Fr.), 2016 & 2017



Luis Gonzalez (OF)
2017

LOBO ALL-AMERICANS



UNIVERSITY OF NEW MEXICO BASEBALL HISTORY & RECORDS



The University of New Mexico has had 95 players selected in the Major League Baseball draft since 1966, with 11 players making the majors. Below is a complete list of those players.

Player	Year	Rd.	Pick	Team	Player	Year	Rd.	Pick	Team
Mark Johnson	1966	51	803	LA Dodgers	Joe Salas	2004	24	712	Pittsburgh Pirates
Gregory With	1968	24	553	Kansas City Royals	Josh Mader	2004	29	872	Philadelphia Phillies
Jim Kremmel	1970	7	150	Cleveland Indians	Cooper Eddy	2004	36	1,085	Boston Red Sox
Red Daniels	1970	3*	55	LA Dodgers	Matt Young	2004	Free agent signee of Atlanta Braves		
Jim Kremmel	1971	1*	9	Washington Senators	Chris Carlson	2006	29	862	Detroit Tigers
Daniel Fitzgerald	1973	9	194	Philadelphia Phillies	Nathan Melek	2006	43	1,289	Toronto Blue Jays
Perry Danforth	1973	17	387	Milwaukee Brewers	Danny Ray Herrera	2006	45	1,345	Texas Rangers
Michael Laurent	1974	17	403	LA Dodgers	Jordan Pacheco	2007	9	282	Colorado Rockies
Lloyd Thompson	1975	17	394	Montreal Expos	Bobby LaFromboise	2007	14	433	Arizona Diamondbacks
James Weber	1975	19	436	Chicago Cubs	Bobby LaFromboise	2008	8	252	Seattle Mariners
Jack Hollis	1977	8	207	Toronto Blue Jays	Scotty Gracey	2008	15	459	Toronto Blue Jays
Steve Muccio	1978	20	504	California Angels	Cole White	2009	6	182	Kansas City Royals
Aaron Cain	1978	23	563	San Diego Padres	Brian Cavzos-Galvez	2009	12	367	LA Dodgers
Aaron Cain	1979	13	326	San Diego Padres	Mike Brownstein	2009	14	436	Milwaukee Brewers
Kyle Rutledge	1979	32	786	Cincinnati Reds	Jon Hesketh	2009	20	593	Seattle Mariners
Robert Hoover	1979	38	851	Cincinnati Reds	Cameron Monger	2009	27	804	San Diego Padres
Keith Hagman	1980	7	158	Atlanta Braves	Dane Hamilton	2009	41	1,224	San Diego Padres
Duffy Ryan	1980	8	201	California Angels	Rafael Neda	2010	10	309	Milwaukee Brewers
Mike Foote	1980	30	724	Cincinnati Reds	Willy Kesler	2010	18	552	Seattle Mariners
Keil Higgins	1982	17	422	Minnesota Twins	Kenny Toves	2010	21	647	Florida Marlins
Barry Brunenkant	1982	17	434	Texas Rangers	Justin Howard	2010	24	717	Pittsburgh Pirates
Kenneth Wilp	1983	28	703	Baltimore Orioles	Ryan Honeycutt	2010	41	1,248	San Francisco Giants
Kevin Andersh	1984	1	15	Pittsburgh Pirates	Austin House	2012	14	439	Oakland Athletics
Jim Fregosi	1985	2	42	St. Louis Cardinals	DJ Peterson	2013	1	12	Seattle Mariners
Rod Nichols	1985	5	115	Cleveland Indians	Sam Wolff	2013	6	190	Texas Rangers
Bret Davis	1985	9	217	Seattle Mariners	Mitch Garver	2013	9	260	Minnesota Twins
Dean Duane	1985	19	487	Kansas City Royals	Alex Allbritton	2013	21	637	LA Angels of Anaheim
Greg Hall	1985	23	596	San Diego Padres	Will Mathis	2013	25	747	Seattle Mariners
Christopher Cerny	1986	13	334	LA Dodgers	Jake McCasland	2013	26	792	San Francisco Giants
Chad Kuhn	1987	28	719	Oakland Athletics	Josh Melendez	2013	37	1,097	Houston Astros
Chad Kuhn	1988	31	786	San Diego Padres	Chase Harris	2014	14	412	Philadelphia Phillies
Mark Gulseth	1993	19	526	San Francisco Giants	Josh Walker	2014	22	661	Baltimore Orioles
Aaron Santini	1993	20	569	Minnesota Twins	Alex Real	2014	24	710	Minnesota Twins
Luke Oglesby	1993	26	721	Kansas City Royals	Toller Boardman	2015	22	670	Detroit Tigers
Antonio Fernandez	1994	47	1,280	San Diego Padres	Sam Haggerty	2015	24	724	Cleveland Indians
David Meng	1994	51	1,362	New York Mets	Chris DeVito	2016	8	253	Kansas City Royals
Mark Wulfert	1995	11	285	San Diego Padres	Alex Estrella	2016	35	1,050	Tampa Bay Rays
Jaime Garcia	1995	25	703	Montreal Expos	Luis Gonzalez	2017	3	87	Chicago White Sox
Travis Young	1996	21	630	Cincinnati Reds	Jack Zoellner	2017	9	263	Philadelphia Phillies
Luis Gonzalez	1996	22	636	Pittsburgh Pirates	Tyler Stevens	2017	18	535	Los Angeles Angels
Adam Taylor	1996	23	693	Cleveland Indians	Carl Stajduhar	2017	18	547	New York Mets
Scott Strickland	1997	10	316	Montreal Expos	Christian Tripp	2018	13	380	New York Mets
Travis Young	1997	11	328	San Francisco Giants	Justin Slaten	2019	3	86	Texas Rangers
Chad Alevras	1997	14	431	Boston Red Sox	Malahi Emond	2019	18	528	Baltimore Orioles
David Waites	1997	26	785	Oakland Athletics	Jared Mang	2019	18	532	Detroit Tigers
Jimmy Serrano	1998	18	534	Montreal Expos	Justin Armbruester	2021	12	347	Baltimore Orioles
Brian Messer	1998	21	632	Houston Astros	Mack Chambers	2021	11	331	St. Louis Cardinals
Rick Gonzalez	1998	24	708	St. Louis Cardinals	Isaac Gallegos	2023	16	489	Atlanta Braves
Steve Elzy	1999	15	466	New York Mets					
J.C. Ortiz	1999	34	1,043	Houston Astros					
Brian Messer	1999	41	1,232	Pittsburgh Pirates					
Aaron Sisk	2000	7	208	Toronto Blue Jays					
Joe Abell	2000	19	557	Colorado Rockies					
Scott Candelaria	2000	22	651	Milwaukee Brewers					
Chris Cooper	2001	35	1,057	Cleveland Indians					
Troy Cairns	2002	46	1,358	Cincinnati Reds					
Jamie Vermilyea	2003	9	260	Toronto Blue Jays					
Chris Alexander	2003	15	436	Texas Rangers					

* indicates selected in secondary draft
bold - indicates made major leagues

LOBOS IN THE MLB DRAFT



UNIVERSITY OF NEW MEXICO BASEBALL HISTORY & RECORDS



Mark Johnson (1966)
Los Angeles Dodgers



Greg With (1968)
Kansas City Royals

Jim Kremmel (1970)
Cleveland Indians

Joe "Red" Daniels (1970)
Los Angeles Dodgers

Jim Kremmel (1971)
Washington Senators

Dan Fitzgerald (1973)
Philadelphia Phillies



Perry Danforth (1973)
Milwaukee Brewers






Michael Laurent (1974)
Los Angeles Dodgers

Lloyd Thompson (1975)
Montreal Expos

Jim Weber (1975)
Chicago Cubs

Jack Hollis (1977)
Toronto Blue Jays

Steve Muccio (1978)
California Angels



Aaron Cain (1978)
San Diego Padres





Aaron Cain (1979)
San Diego Padres

Kyle Rutledge (1979)
Cincinnati Reds

Rob Hoover (1979)
Cincinnati Reds

Keith Hagman (1980)
Atlanta Braves

Duffy Ryan (1980)
California Angels



Mike Foote (1980)
Cincinnati Reds

Keil Higgins (1982)
Minnesota Twins

Barry Brunenkant (1982)
Texas Rangers

Ken Wilp (1983)
Baltimore Orioles

Kevin Andersh (1984)
Pittsburgh Pirates

Jim Fregosi (1985)
St. Louis Cardinals

LOBOS IN THE MLB DRAFT

bold - indicates made major leagues




UNIVERSITY OF NEW MEXICO BASEBALL HISTORY & RECORDS




Rod Nichols (1985)
Cleveland Indians



Bret Davis (1985)
Seattle Mariners



Dean Duane (1985)
Kansas City Royals



Greg Hall (1985)
San Diego Padres




Christopher Cerny (1986)
Los Angeles Dodgers




Chad Kuhn (1987)
Oakland Athletics




Chad Kuhn (1988)
San Diego Padres




Mark Gulseth (1993)
San Francisco Giants



Aaron Santini (1993)
Minnesota Twins




Luke Oglesby (1993)
Kansas City Royals




Antonio Fernandez (1994)
San Diego Padres




David Meng (1994)
New York Mets




Mark Wulfert (1995)
San Diego Padres




Jaime Garcia (1995)
Montreal Expos




Travis Young (1996)
Cincinnati Reds



Luis Gonzalez (1996)
Pittsburgh Pirates




Adam Taylor (1996)
Cleveland Indians



Scott Strickland (1997)
Montreal Expos



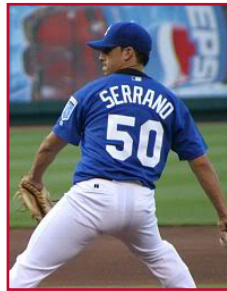
Travis Young (1997)
San Francisco Giants



Chad Alevras (1997)
Boston Red Sox




David Waites (1997)
Oakland Athletics



Jimmy Serrano (1998)
Montreal Expos



Brian Messer (1998)
Houston Astros



Rick Gonzalez (1998)
St. Louis Cardinals

bold - indicates made major leagues

LOBOS IN THE MLB DRAFT



UNIVERSITY OF NEW MEXICO BASEBALL HISTORY & RECORDS




Steve Elzy (1999)
New York Mets



J.C. Ortiz (1999)
Houston Astros



Brian Messer (1999)
Pittsburgh Pirates



Aaron Sisk (2000)
Toronto Blue Jays



Joe Abell (2000)
Colorado Rockies




Scott Candelaria (2000)
Milwaukee Brewers



Chris Cooper (2001)
Cleveland Indians



Troy Cairns (2002)
Cincinnati Reds




Jamie Vermilyea (2002)
Toronto Blue Jays



Chris Alexander (2003)
Texas Rangers



Joe Salas (2004)
Pittsburgh Pirates



Josh Mader (2004)
Philadelphia Phillies



Cooper Eddy (2004)
Boston Red Sox




Chris Carlson (2006)
Detroit Tigers




Nathan Melek (2006)
Toronto Blue Jays



Danny Ray Herrera (2006)
New York Mets




Jordan Pacheco (2007)
Colorado Rockies



Bobby LaFromboise (2007)
Arizona Diamondbacks




Bobby LaFromboise (2008)
Seattle Mariners



Scott Gracey (2008)
Toronto Blue Jays




Cole White (2009)
Kansas City Royals



Brian Cavazos-Galvez (2009)
Los Angeles Dodgers



Mike Brownstein (2009)
Milwaukee Brewers



Jon Hesketh (2009)
Seattle Mariners

LOBOS IN THE MLB DRAFT

bold - indicates made major leagues



UNIVERSITY OF NEW MEXICO BASEBALL HISTORY & RECORDS



Cameron Monger (2009)
San Diego Padres



Dane Hamilton (2009)
San Diego Padres



Rafael Neda (2010)
Milwaukee Brewers



Willy Kesler (2010)
Seattle Mariners



Kenny Toves (2010)
Florida Marlins



Justin Howard (2010)
Pittsburgh Pirates



Ryan Honeycutt (2010)
San Francisco Giants



Austin House (2012)
Oakland Athletics



DJ Peterson (2013)
Seattle Mariners



Sam Wolff (2013)
Texas Rangers



Mitch Garver (2013)
Minnesota Twins



Alex Allbritton (2013)
LA Angels of Anaheim



Will Mathis (2013)
Seattle Mariners



Jake McCasland (2013)
San Francisco Giants



Josh Melendez (2013)
Houston Astros




Chase Harris (2014)
Philadelphia Phillies



Josh Walker (2014)
Baltimore Orioles



Alex Real (2014)
Minnesota Twins



Toller Boardman (2015)
Detroit Tigers



Sam Haggerty (2015)
Cleveland Indians




Chris DeVito (2016)
Kansas City Royals



Alex Estrella (2016)
Tampa Bay Rays



Luis Gonzalez (2017)
Chicago White Sox



Jack Zoellner (2017)
Philadelphia Phillies

bold - indicates made major leagues

LOBOS IN THE MLB DRAFT




UNIVERSITY OF NEW MEXICO BASEBALL HISTORY & RECORDS



Tyler Stevens (2017)
Los Angeles Angels




Carl Stajduhar (2017)
New York Mets



Christian Tripp (2018)
New York Mets




Justin Slaten (2019)
Texas Rangers



Malachi Emond (2019)
Baltimore Orioles



Jared Mang (2019)
Detroit Tigers



Justin Armbruester (2021)
Baltimore Orioles



Mack Chambers (2021)
St. Louis Cardinals

LOBOS IN THE MLB DRAFT

bold - indicates made major leagues



UNIVERSITY OF NEW MEXICO BASEBALL HISTORY & RECORDS




In addition to its draftees, the University of New Mexico has had numerous players sign free agent contracts with Major League teams. Below is a list of those players.

PLAYER	YEAR	TEAM
Sam Suplizio	1953	Milwaukee Braves
Joe Unterberg	1959	Los Angeles Dodgers
Gig Brummell	1961	Kansas City A's
Rob Hicks	1984	Philadelphia Phillies
Joe Slotnick	1985	Montreal Expos
Pat Fetty	1991	Milwaukee Brewers
Rene Quinones	1991	Cincinnati Reds
Barry Kiess	1997	Chicago White Sox
Dusty Young	2003	Florida Marlins
Kris Gross	2003	Chicago Cubs
Matt Young	2004	Atlanta Braves
Ryan Barba	2006	Milwaukee Brewers
Steve Smith	2008	Los Angeles Dodgers
Edwin Carl	2010	Kansas City Royals
Gera Sanchez	2012	Houston Astros
Colton Thompson	2016	St. Louis Cardinals

bold - indicates made major leagues



Barry Kiess (1997)
Chicago White Sox



Dusty Young (2003)
Florida Marlins



Kris Gross (2003)
Chicago Cubs




Matt Young (2004)
Atlanta Braves



Ryan Barba (2006)
Milwaukee Brewers



Steve Smith (2008)
Los Angeles Dodgers



Sam Suplizio (1953)
Milwaukee Braves




Joe Unterberg (1959)
Los Angeles Dodgers



Gig Brummell (1961)
Kansas City A's



Edwin Carl (2010)
Kansas City Royals



Gera Sanchez (2012)
Houston Astros




Colton Thomson (2016)
St. Louis Cardinals



Rob Hicks (1984)
Philadelphia Phillies



Joe Slotnick (1985)
Montreal Expos



Pat Fetty (1991)
Milwaukee Brewers



Rene Quinones (1991)
Cincinnati Reds

LOBOS SIGNED AS FREE AGENTS BY MLB TEAMS



UNIVERSITY OF NEW MEXICO BASEBALL HISTORY & RECORDS



The New Mexico All-Time Letterwinners List is a work in progress. If a name is missing on the list, please provide the UNM Athletics Media Relations office with the necessary evidence to add the name and years.

-A-

Abell, Joe.....1997-2000
 Adair, Ron.....1971-74
 Adams, Chris.....1993
 Adee, Tyler.....2018
 Adkins, Adam.....2019
 Aguilar, Gabe.....2009-10, '12-13
 Alatore, Robert.....1993
 Albers, Mike.....1999-2000
 Alevras, Chad.....1996-97
 Alexander, Chris.....2000-03
 Alexander, Matt.....2001-02
 Alexanderson, Russ..1987, '89-90
 Allbritton, Alex.....2010-13
 Allen, Dana.....1976
 Almond, Russ.....1996
 Alvarez, Alex.....1987-89
 Anaya, Roger.....1989
 Andersh, Kevin.....1982-84
 Anderson, Don.....1962
 Anderson, Gary.....1973
 Anderson, Greg.....1996-97
 Anderson, Randy.....1975
 Andes, Quentin.....2006
 Arbachesky, Steve.....1988
 Armbruester, Justin.....2020-21
 Armbruester, Will.....2020-21
 Armendariz, Jesus.....1968-71
 Armstrong, Chris.....1998-99
 Arnett, Zach.....2006
 Arnold, Walt.....1977-80
 Aronson, Victor.....1989
 Arreola, Phil.....1992
 Arreola, Robert.....1990
 Ashby, Lenny Junior.....2022-23
 Ashcraft, Mason.....2022
 Atencio, Greg.....2001
 Atkins, Nick.....2018-19
 Atkinson, Kevin.....2008-09
 Austin, Brent.....1992-93

-B-

Baker, Tanner.....2019-20
 Baker-Livingston, Ben..2022-23
 Baldizan, Dickie.....1966-68
 Baalman, Eric.....2010
 Baca, Michael.....2012
 Bannister, Wil.....2023
 Barba, Ryan.....2003-06
 Barber, Bruce.....1975-78
 Barker, Ethan.....2020
 Barnhill, Steve.....1968-70
 Baros, Johnny.....1990-93
 Bartell, Robert.....1976-77
 Bartholomew, Edward..1983-85
 Bates, Aaron.....2006
 Baum, Chris.....1992-95

-C-

Baumgardner, Walt.....1961
 Baumgartner, Kevin.....2013-14
 Beal, Chase.....2015
 Beeson, Mark.....1980-82
 Beggs, Ryan.....1995-98
 Beilsmith, Pat.....1975-76
 Beisel, Ron.....1960-61
 Bell, Austin.....2016-17
 Bell, Bill.....1986
 Bengert, Jason.....2000-01
 Bennett, Lawrence.....1960
 Berardi, Mark.....1980-81
 Berislovich, John.....1978
 Bepko, Tom.....1975-76
 Billeaudeau, Brad.....1985-88
 Bingham, Jason.....2002
 Bingham, Brandon.....2003-06
 Biren, Mark.....1978-82
 Blackstone, Ernie.....1977-79
 Blake, Kelly.....1983-84
 Blunier, Chris.....1984
 Boardman, Toller.....2015
 Bodle, Rick.....1967-69
 Boehmer, Bernie.....1969
 Boning, Terry.....1964-66
 Bonner, Vance.....1998-99
 Borrego, Lawrence.....1989
 Bower, Cody.....2014
 Bowers, Dalton.....2015-16
 Bowman, Scott.....1971
 Bradley, Tige.....1992-95
 Brand, Lee.....1988-90
 Bregman, Ben.....1980-81
 Bridges, Drew.....2013-16
 Brothers, Dick.....1965
 Brown, Mike.....1976-79
 Brown, Tori.....1989
 Browne, Larry.....1976
 Brownstein, Mike.....2008-09
 Brummell, Bernard.....1960-61
 Brummell, Dave.....1963
 Brummett, Selby.....2012
 Brunenkant, Barry.....1981-82
 Bruskas, Tommy.....1960-61
 Bullen, Matt.....2002-03
 Bunt, Ronald.....1964-66
 Burchett, Chad.....1995
 Burnat, Lawson.....2003

Cain, Aaron.....1976-79
 Cairns, Troy.....2000-02
 Cales, Tyler.....2005
 Campbell, John.....1969
 Campbell, Luke.....2011, '13
 Campbell, Mike.....1998-99
 Camilli, Moe.....1978-81
 Campa, Isiah.....2020-21
 Campillo, Robby.....2017-18
 Candelaria, Scott.....1998-00
 Cano, Willie.....2021-22
 Capanna, Beau.....2017
 Cappelli, Tony.....1977-78
 Carino, David.....1994-97
 Carl, Edwin.....2009-10

Carlson, Chris.....2005-06
 Carlson, Nick.....2005
 Carman, A.J.....2013-14
 Carrillo, Darrell.....1983-87
 Carris, Akili.....2023
 Carter, Mason.....1997-98
 Castillo, Carlos.....2005
 Castillo, Kyler.....2020-21
 Castleberry, Keith.....1984
 Castleman, Joey.....2009
 Cavazos-Galvez, Brian 2008-09
 Cawood, Bill.....1967-68
 Ceh, Jim.....1984
 Cerny, Chris.....1984-85
 Chafins, Jason.....1990
 Chambers, Mack.....2021
 Chase, Dave.....1965-67
 Chavez, Henry.....1991-93
 Chavez, Wilfred.....1967
 Cherney, John.....1978-79
 Childress, Scott.....1965-66
 Chreist, Fred.....1960-62
 Cifelli, John.....1974-78
 Clark, Brian.....1988-91
 Cleveland, Zach.....2010
 Clifford, B.J.....1995
 Coates, Chandler.....2017
 Coffey, Brian.....2017-19
 Colclough, Mark.....1990-91
 Cole, Jake.....2014-15
 Coleman, Jim.....1991-94
 Coleman, Joe.....1985-88
 Collier, Danny.....2014-18
 Collins, Chris.....2001
 Colton, Stewart.....1971
 Coltrinari, Darren.....2003-06
 Conant, Jeremy.....2018
 Conley, Devon.....2010
 Conley, Kyle.....2019
 Connell, Rick.....1976-77
 Conners, Jack.....1971
 Contreras, Adrian.....2000
 Contreras, Bonny.....1964
 Conners, Jackie.....1971
 Consiglio, Anthony.....2013
 Cooper, Chris.....2000-01
 Cooper, Dan.....1964
 Copeland, Glen.....1992-93
 Copeland, Kenny.....1993-94
 Corrigan, Mike.....1977
 Courcha, Adam.....2007-10
 Cox, Clinton.....2008-09
 Crabtree, Ed.....1992-93
 Craig, Andy.....1990
 Craig, Herb.....1961
 Crawford, Steve.....1987
 Cronican, John.....1988
 Cuellar, Jonathan.....2013-14
 Cuthbert, Craig.....1988-91
 Cummings, Cole.....2018

-D-

Dabbs, Chris.....2004-06
 Danforth, Perry.....1972-73
 Daniels, Joe.....1969-70

Daniels, Wes.....1981
 Danton, George.....1981
 David, Jeffrey.....2022-23
 Davis, Bret.....1984-85
 Davis, Jerry.....2020
 Davis, Willie.....1988
 Deimling, Jeff.....2017-19
 DeLao, Art.....1974-77
 DeMore, Mike.....1995-96
 Delmonico, Mike.....1974-77
 Dennis, Dee.....1999-00
 DeVito, Chris.....2014-16
 Dewyer, Trent.....2023
 DeYapp, Jeremy.....2001-02
 Diggins, John.....1981
 Dirk, Travis.....2009
 Ditzenberger, Dylan.....2023
 Dixon, Devon.....2023
 Doak, Zach.....2019
 Duane, Dean.....1982-85
 Duffy, Joe.....1966
 Duffy, Ryan.....1979
 Dunn, Chris.....2018
 Dunn, Greg.....1986-89
 Dunn, Tommy.....1960-62
 Dunston, Bill.....1980-82
 Duree, Taylor.....2013-16
 Dye, Cody.....2017-18, 2020-21
 Dyer, Shane.....2007

-E-

Eagmin, Chris.....1994-95
 Eaton, Michael.....2016
 Economides, Jim.....1955-57
 Eddy, Cooper.....2004
 Egloff, Riley.....2021-23
 Eiff, Brandon.....1999
 Elmer, Steve.....1985
 Elzy, Steve.....1999
 Emond, Malachi.....2018-19
 Erickson, Duane.....1964-65
 Escarcega, Ryan.....2007-09
 Estrella, Alex.....2012-13, '15-16

-F-

Faford, Bob.....1969-71
 Fanning, Bret.....2007-08
 Felix, Dominic.....2023
 Felter, Dick.....1962-63
 Fergeson, Don.....1975
 Fernandez, Antonio.....1992-94
 Fernandez, Fernando.....2016
 Fernandez, Jason.....2004-05
 Fetty, Pat.....1990-91
 Ficek, Dan.....1962
 Fisher, Tim.....1986
 Fitzgerald, Dan.....1972-73
 Flebbe, Justin.....2020-22
 Flores, Junior.....2023
 Foote, Matt.....2004-07
 Foote, Mike.....1977-80
 Forbidussi, Joe.....1982-83
 Forrest, Max.....1964
 Foss, Steve.....1991-93
 Foster, Matt.....2019

ALL-TIME LETTERWINNERS



UNIVERSITY OF NEW MEXICO BASEBALL HISTORY & RECORDS



Fowler, Cliff1967
Francis, Thomas..... 1979-82
Frank, Jason.....1992
Franke, Wendell.....1970-71
Frazier, Terance..... 1990
Freebairn, Scott..... 1974, '76
Fregosi, Jim.....1983-85
Froemming, Ben.....1984-85
Frye, Ben2002
Fukuhara, Aron 1994
Fullerton, Harry2020-21

-G-

Gaarder, Karsten2004-05
Gallegos, Isaac.....2023
Gallegos, Jonathan.....1991-94
Galosic, Ronnie.....2011
Garcia, Eric.....1999
Garcia, Hank.....1970-73
Garcia, Hector.....1989
Garcia, Jaime1994-95
Gardner, Ron.....1985
Gares, Glen1964
Gares, Wayne1954-58
Garley, Nathaniel 2017-21
Garver, Mitch.....2010-13
Garza, Alexis 2011-12
Garza, Nico 2019
Gasser, Robert.....2018
Gaunce, Jim.....1960
Gemignani, Bob1981-83
Geis, Brad.....1986
Gendjar, James.....1985-87
Gericke, Curt1972
Geraci, Frank.....1980
Giannetti, Chad2003
Gibson, Tyler2014
Gilkey, Jeff.....1983-85
Gillespie, Drew.....2017-19
Gomez, David1992-94
Gomez, Ed1984
Gonzales, Chezzare.....2021
Gonzales, Jarrett.....2020-21
Gonzales, Rick.....1996-98
Gonzales, Robert.....1997-98
Gonzalez, Daniel.....2009-10
Gonzalez, Luis1995-96
Gonzalez, Luis2015-17
Gould, Mike.....2014-15
Gouldsmith, Garrett 2018
Gracey, Scott2007-08
Grady, Jeff2002-05
Grady, Tim2004-05
Graham, Scottie.....2015-16
Granillo, Ray1988-89
Grant, Quay2011
Greenstreet, Don.....1968
Gregory, Andre2017
Gross, Kris2000-03
Grubbs, Daniel.....2008-09
Guerrero, Julio.....2002
Guest, Craig.....1967-68
Gutierrez, Ian1997
Gulseth, Mark.....1991-93
Gunderson, Mike.....1992

Gutierrez, Jacob2021

-H-

Haggerty, Brett2009
Haggerty, Sam2013-15
Hagman, Keith.....1979-80
Hair, Travis.....1968
Hale, Dan1982
Haley, Matt.....2020-22
Hall, Greg.....1984-85
Hall, Mike1971
Hall, Rob1984
Hames, Jim1967-68
Hamilton, Dane.....2006-09
Hammond, Tom.....1988
Hanrahan, Greg1980
Hansen, Mike.....1970
Harrington, James.....2015-17
Harper, John.....1964
Harris, Chase2013-14
Harrington, James.....2018
Harrison, Larry.....1980-83
Haymore, Garrick.....2004-05
Hearty, Jeff2001
Held, Kenny2010
Henderson, Adam1996
Henderson, Pete1991
Herd, Caleb2023
Herrera, Daniel2017-18
Herrera, Danny Ray2004-06
Hesketh, John.....2008-09
Hewett, Brandon2006-09
Hibbitts, Matt2007-08
Hicks, Robert1983-84
Higgins, Jay1964-65
Higgins, Keil.....1979-82
Hildebrandt, Kurt.....1991-93, 95
Hill, Brian2007-08
Hiller, Mark1974-75
Hinkle, Jim.....1965-67
Hix, Jeff1997-98
Hoehmer, Bernard1969
Holland, Jake2023
Holland, Mike1982
Holley, Jared2013-16
Hollick, Ian.....2005-08
Hollis, Jack.....1976-77
Holtz, Cody2022
Honeycutt, Ryan.....2009-10
Hoover, Rob1976-79
Hoover, Scott.....1984
Hosino, David.....1995-96
House, Austin.....2010-12
Howard, Justin2009-10
Hubbard, Brian1984-85
Hudson, Terrell.....2020-23
Huitt, Paul.....1990-91
Hull, Morgan1998
Hunt, Dave1964-65
Hunter, Alan1974-75
Hunter, Mike1977

-I-

Iannaccone, Mark1985-86
Irwin, Derek1987
Irwin, Bill1971-72
Isenhardt, Austin.....2016-17
Itokazu, Chad.....2006-08
Iturralde, Adolfo2022-23
Ivy, Jarvis.....1960

-J-

Jackson, Craig1991
Jackson, Greg.....1975
Jackson, Jaren.....2023
Jackson, Neil.....1998-99
Jacobs, Gary1969-70
Janness, Dick1966
Jaramillo, Rob.....1990-91
Jaramillo, Rudy2009-12
Jarvis, Ivy.....1960
Jaster, Scott.....1984
Jenks, Craig1982
Jezek, Josh.....2003-04
Johnsen, Nate.....1987-88
Johnson, Dave.....1978-79
Johnson, Doug1974
Johnson, Jim.....1968-69
Johnson, Ken1969-71
Johnson, Mark1965-67
Johnston, Bob1978
Jones, Chris1997
Jones, Ty1992-93
Juarez, Chris.....2009-10
Junick, Don.....1972-75

-K-

Kakos, Chris.....1988
Kalk, Jim1964-66
Kamtz, Tyler2013
Keith, Donald1960-61
Kelly, Tom1991
Kelly, Tyler2019
Kendrick, Drew.....2006, 08
Kennard, Tresten.....2021
Kerr, Will2008-09
Kerschen, Robert1997-98
Kesler, Willy.....2009-10
Ketcherside, Daniel.....1969-70
Kiess, Barry1994-97
Kinkade, Konner2023
Kiro, Peter1981
Kirkpatrick, Dave.....1988-89
Kirkpatrick, Jim1961-63
Kitamura, Jared1999-2000
Klenck, Michael1979
Knier, Dan1988
Koch, Bruce.....1967
Koch, Rick.....1972-73
Konitzer, John1975-78
Krauth, Nick2018
Kremmel, James1968-71
Kruzich, Skip1964
Kubala, Brian.....1983-84
Kuhn, Chad1985-88

Kurtzhals, Gabe.....2020

-L-

Lachapelle, Mike2010
Lacheur, Robert2003
LaFromboise, Bobby ...2007-08
Lambson, Joel1965
Landers, Kyle2020-22
Langan, Brandon2017
Lankford, Chace2006
Lane, Leroy.....1962
Langdon, Clark.....1976
LaPrairie, Paul.....1965-67
Lardizabel, Ruben1987
Larsen, Brad1996-97
Larsen, Ted.....1962
Laub, Tracy.....1967-69
Laub, Rick.....1968-70
Laurent, Mike1972
Lauver, Paul.....1974-75
Lee, Kenneth.....1968
Leitha, Larry2018
Lentz, Jim.....1983
Lewis, Ed1964
Letz, Kevin2002-05
Lindsay, Doug.....1984-85
Logan Lippert.....2011, '13
Little, Jake.....1999-2000
Lively, Tristin.....2019-23
Lizarraga, Cory2002-03
Loesch, Owen2022
Logan, Jim1983-86
Lopez, Javier.....2005
Lovato, Anthony2001-02
Love, Josh2001
Lucy, Dustin.....2006-07
Luna, Daniel.....1997-98
Lydon, Kevin.....1994

-M-

MacAleese, Bob1966-68
Mader, Buddy.....1960-62
Mader, Josh.....2002-04
Mahaffey, Mat.....1977-78
Makil, Aaron.....2020-22
Maltz, Cory.....2011
Mang, Connor2018-21
Mang, Jared2016-19
Mares, Bobby2010-12
Marrufo, Drew2019
Marshall Jr., Derek.....2018-19
Martin, Daniel.....2022
Martin, Jared2021
Martinez, Anthony2008
Martinez, Bob.....1980-83
Martinez, Dave1978
Martinez, Jesus.....2011
Martinez, Jordan.....2023
Marzullo, Arnie1972-73
Maschio, Dave1993
Mason, Kyle2002
Matlozs, Ed1984-87
Mata, Jonathan.....2011
Mathis, Will2012-13
McAulay, Bob.....1966-68
McBee, Tom.....1971



UNIVERSITY OF NEW MEXICO BASEBALL HISTORY & RECORDS



McBride, Jim1982
 McBroom, Brian2022-23
 McCasland, Jake2011-13
 McClain, Hobie2012-13
 McCorkle, Bob1961-62
 McCorkle, Tim1975
 McCready, Derek2002-03
 McDonald, Drew2006-08
 McGuire, Brian1989-90
 McGuire, Kirby2014
 McKee, Sean2006-07
 McKee, Steve1985-87
 McKinney, Joey1993
 McLaughlin, Mike1966-68
 McMahan, John1964
 Meek, Jered2013-14
 Melek, Nate2006
 Melendez, Josh2012-13
 Meng, David1994-95
 Meng, Ronnie1992-95
 Mernick, Dennis1972
 Merritt, Brayden2018-19
 Messer, Brian1997, 99
 Meza, Bobby2021-22
 Migueles, Erick2016
 Miller, Damon2006
 Miller, Don1972-75
 Miller, Thane1990-91
 Milligan, Lane2014-15
 Miltenberger, Scott1973-76
 Minarsich, Larry1969-71
 Minturn, Mike1971
 Misquez, Eddie1998-99
 Monger, Cameron2009
 Montano, Manuel1994-95
 Montes, Emilio1996-97
 Montiel, Miguel1997-2000
 Moore, Barry1982
 Moore, Bobby2005, 07-09
 Moore, Matt1994-95
 Morando, Robert1988
 Moulton, Tom1997
 Moyer, Mike1966
 Muccio, Steve1977-79
 Mueller, Ryan1994
 Murano, Jack2019-22
 Murray, Sean2001-04
 Muth, Dan1977-79

-N-

Neda, Rafael2008-10
 Neely, Jerry1960
 Nelson, Jacob2010-12
 Nelson, Jacob2016-17
 Ness, Dick1964-66
 Ness, Gary1962-64
 Nichols, Rod1983-85
 Nilsen, Stephen1982
 Norton, Jacob2007-08
 Nunez, Chris2012

-O-

O'Farrell, Reese2019
 Oatman, Jason2009-10
 Ogle, Rob1974-75
 Oglesby, Luke1993

Ohira, Regan1996
 Okano, Mark1998-2001
 Olson, Justin2022-23
 Olson, Rich1973-74
 Olson, Richard2010-11
 Orona, Lawrence1989
 Ortiz, Art1962-64
 Ortiz, J.C.1996-99

-P-

Paar, Steve1987-88
 Pacas, Petr2004-05
 Pace, Vito1982-83
 Pacheco, Jordan2005-07
 Padilla, Ryan2012-15
 Palmer, Jim1968-69
 Pappan, James1965-66
 Pardus, Greg1978-79
 Petrig, John1989
 Patton, John1964
 Pelletier, Dave1975
 Pena, Stanley1970
 Perez, Jeff2000-01
 Perez, Jesse Garcia2005
 Perrotte, Joe1982
 Pesqueira, Rich1990
 Peterson, D.J.2011-13
 Petrig, John1989
 Pettenuzzo, Mike1972-75
 Pettis, R.J.1989-91
 Phillips, Marty1980
 Pierce, Mark1984-87
 Pietla-Wiggs, Micah2019
 Pigford, Deylan2023
 Pilkington, Derek2007
 Piskorski, Bill1973-74
 Pistono, Joe1973-76
 Podsednik, Shane2020-22
 Polanco, Everett1960
 Polk, Bill1966-67
 Porras, Trey2011-12
 Posen, William1965-67
 Posey, Cole2021-22
 Potter, Dewey1974
 Pratt, Andrew2016-17
 Pruessmann, Mark1986-89
 Purse, James1994-95
 Pustay, John2012-14

-Q-

Quigley, Keith1992-93
 Quinones, Rene1991
 Quintana, Stan1965

-R-

Racheff, Jerry1975
 Ramsey, Malcolm1972
 Randel, Lloyd1961-62
 Rawson, Quinn2015
 Real, Alex2012-14
 Reardon, Dan1999-2001
 Reeder, Ed1968-69
 Reid, Bill1960-61
 Rekedo, West1987
 Repetto, Gary1964

Reyes, Armando1969-71
 Reyes, Ediberto2019-20
 Reyes, Matt2014
 Reyes Jr., Miguel2020-22
 Richards, Craig1981
 Richardson, Wayne1981
 Riley, Trevor2019
 Rima, Randy1976-77
 Rivera, Bob1978-81
 Rizzo, Mike1980
 Robbins, Cory1998-99
 Roberts, Tom1970
 Robertson, Buddy1960-61
 Rockey, Mark2007-08
 Rodarte, Richard2006
 Roe, Tommy1989-92
 Rolfes, Ron1997-98
 Romero, Chris1984
 Romero, Joe1991-93
 Rogers, Ronan1983
 Ronquillo, Ric1979-83
 Roselli, Thomas1979-80
 Rousel, Mike1968
 Rubi, Isidoro1961-62
 Runion, Braydon2022-23
 Russell, Brett2022-23
 Russell, Glen1982-86
 Russell, Jay2004-07
 Russell, Lance2020-22
 Ruth, George1969-71
 Rutledge, Kyle1976-79
 Rutledge, Rusty1975
 Rusch, Conner2014-15
 Ruybalid, David1976-77
 Ryan, Duffy1978-80
 Ryan, Marty1980
 Ryan, Preston2014-16

-S-

Salas, Joe2001-04
 Salazar, Jordan2006
 Salerno, Dominic1972
 Sallee, Ralph1966-68
 Sanchez, Gera2010-12
 Sanchez, Victor2013-16
 Santini, Aaron1991-93
 Sapa, Bill1991
 Sarthory, Joseph1961
 Schawel, Glen1968-70
 Schawel, Neal1974
 Schilling, Hayden2015, '17-19
 Schlagel, Kip1991-92
 Schneider, Adam2020-22
 Schneider, Carson2014-17
 Seaman, Kent1973-75
 Semprevivo, Mike2000-01
 Sepulveda, Esteban1988-89
 Serrano, Jim1998
 Settle, Andy1995
 Sevieri, Donny1999-2002
 Sexton, Tom1968
 Schawel, Glen1968-70
 Sharp, Bill1964
 Sharp, Denny1994

Sharpe, James1979-82
 Shetler, Dave1965-66
 Shevlin, Jim1987-88
 Sikes, Phillip2018
 Silverman, Jack2021-22
 Sims, Ron1968-70
 Siple, Aaron2014-15
 Sisk, Aaron1998-2000
 Sitch, Lou1974
 Skelton, Adam2007-08
 Skinner, Steve1987-89
 Slaten, Justin2017-19
 Sloan, Tim2006
 Slotnick, Jeff1984-85
 Smith, Aaron2002-03
 Smith, Billy1971-75
 Smith, Cameron2009-10
 Smith, Chad2017-19
 Smith, Dave1964-65
 Smith, Emilito1981
 Smith, Jackie2004-07
 Smith, James1981-84
 Smith, Kyle2022-23
 Smith, Mike2004-05
 Smith, Ron1972-75
 Smith, Stephen2007-08
 Smitheran, Bobby1993-96
 Snyder, John1985-86
 Soto, Adrian2003
 Soto, Edgar1991-92
 Sousa, Dan1995-96
 South, Jan1974-77
 Sparks, Steve1985-86
 Spence, Jack1972
 Spenrath, Reed2023
 Spitaleri, A.J.2003-04
 Stajduhar, Carl2015-17
 Stanfield, Alec2023
 Stanley, Aaron2000-01
 Steinberg, David1979-82
 Steiner, Craig1976-77
 Steinhoffer, Steve1960-62
 Steinkamp, Arthur2020-23
 Stephens, Sean2022-23
 Stevens, Tyler2015-17
 Steveson, Scott1964
 Stevenson, Cameron2019
 Stewart, Gary1971-74
 Still, Justin2022-23
 Stiner, Kyle2011-12
 Stockton, Jim1962
 Storey, Richard1965-67
 Storms, Collin2020
 Stovall, Daniel2004-07
 Strambler, Payton2020-21
 Strassle, Phil1975-78
 Strickland, Scott1995-97
 Strmiska, Jacob2022
 Stroud, Todd2002
 Suarez, Erik2012-13
 Suplizio, Sam1952-54
 Surber, Jim1969-72
 Svetlic, Mike2001-03

ALL-TIME LETTERWINNERS



UNIVERSITY OF NEW MEXICO BASEBALL HISTORY & RECORDS



-T-

Tajima, Scott.....2000-02
 Takahashi, Kevin..... 1994-96
 Tapp, Jerry.....1976
 Taylor, Adam1995-96
 Thomas-Rivera, Kemuel ... 2020
 Thompson, Billy.....1965-67
 Thompson, Lloyd 1973-75
 Thompson, Matt.....2009
 Thomson, Colton.....2014-16
 Toledo, Jon..... 1976-77
 Tornberg, Casey2000-01
 Torre, Steve.....1978
 Torres, Eric1986-89
 Torrez, Robert.....1992
 Toves, Kenny2009-10
 Tripp, Christian.....2016-18
 Tripp, Johnathon.....2017
 Trower, Tim1983-84
 Trujeque, Andrew 1979-82
 Trujillo, Chris 1990-91
 Trujillo, Larry..... 1990
 Turner, Tom.....1987-90
 Twichell, John Michael.....2010-2011

-V-

Valdez, Doug1993-94
 Valles, Ruben 1990
 Van Dyke, Ty.....1988-89
 Vaughan, Doug1967
 Velasco, Bob1982-83, '85-86
 Vermilyea, Jamie.....2001-03
 Vigil, Andre.....2014-17
 Villalobos, Matt2013-14, '16-17
 Voelker, Cody 2010
 Voge, Dean.....1967
 Voss, Cory.....2015
 Vukovich, Todd..... 1980

-W-

Waid, Joe1970-73
 Waites, David.....1996-97
 Walden, Blake..... 2019
 Walker, Josh.....2012-14
 Waller, Kenneth 2019
 Ward-Hersee, Brandon2012
 Ware, Richard..... 2018
 Warren, Joe1987-88
 Watari, Justin2017-20
 Watkins, Jarrad 2007
 Watkins, Tom.....1981
 Weber, Jim1972-75
 Weber, Reece2015-16
 Weissenborn, Chase..... 2021-23
 Wells, Brandon2000-01
 Wendt, Austin.....2017
 Westerman, Jacob 2016-17
 White, Charley..... 1960-61
 White, Cole 2009
 White, Jack..... 2019-20
 Wicks, Rick1970-71
 Willett, Max.....2006-07, 09-10
 Williams, Ken 1977-79
 Williams, Larry..... 1990

Willman, Kamron.....2022
 Wilp, Ken1983
 Wilson, Coty.....2008
 Wilson, Jack1976-77
 Wilson, Sam.....2011
 Wilson, Ted.....1967
 Winters, Lanny 1960
 With, Greg.....1966-68
 Wolff, Sam2012-13
 Wong, Marvin2000-01
 Woodchick, Ben 2009-12
 Wright, Ryan.....1995-96
 Wulfert, Mark1992-95

-Y-

Yamaguchi, Lon.....1996-99
 Yamaoka, Ken.....2000-01
 Yepiz, Gerardo 1990-92
 Yonker, Ken1986-87
 Yost, Matt.....1991
 Young, David 1999, 2001
 Young, Dusty2000-03
 Young, Matt.....2002-04
 Young, Tracy.....1986-87
 Young, Travis.....1994-97
 Youngberg, Ralph.....1961-62

-Z-

Zahm, Gary1962
 Zakosek, Daniel..... 2018
 Zoellner, Jack2014-17

ALL-TIME LETTERWINNERS



UNIVERSITY OF NEW MEXICO BASEBALL HISTORY & RECORDS



* The game-by-game results in this section are as accurate as possible, according to the UNM records. Site of games and dates are determined wherever possible.

1899
(1-0)
No Coach
ABQ High W, 18-9

1900
(1-1)
No Coach
No records

1901-02 - No Baseball

1903
(1-0)
No Coach
No record

1904
(2-0)
No Coach
ABQ Indian School W, 27-16
No record of second game

1905
(2-0)
No Coach
ABQ Indian School W, 10-6
Santa Fe Indian School W, 9-7

1906
(5-2)
Coach: Martin Angell
3/10 ABQ Indian School L, 6-10
3/17 ABQ Indian School W, 9-5
3/24 ABQ Browns W, 5-3
3/30 ABQ Indian School W, 9-4
- ABQ Indian School W, 3-2
- ABQ Indian School L, 5-9
5/5 El Paso HS W, 8-2

1907
(3-1)
No Coach
ABQ Indian School W, 9-8
ABQ Indian School W, 11-10
ABQ Indian School L, 5-8
ABQ Indian School W, 10-9

1908
(3-2)
No Coach
Santa Fe Shops W, 17-2
ABQ Indian School L, 1-3
ABQ Indian School W, 11-5
ABQ Indian School W, 5-4
NMA & MA L, 10-12

1909 - No Baseball

1910
(7-1)
Coach: Ralph Hutchinson
ABQ Indian School W, 12-4
El Paso Military Institute W, 7-6
ABQ Indian School W, 2-1
ABQ Indian School L, 5-6
Santa Fe Indian W, 5-4
NM Military W, 11-3
NM Military W, 19-4
St. Michael's W, 3-2

1911
(1-5)
Coach: Ralph Hutchinson
ABQ Indian School L, 0-7
St. Michael's W, 6-3
NM Military L, 5-10
ABQ Indian School L, 11-12
St. Michael's L, 1-7
NM Military L, 9-11

1912
(2-3)
Coach: Ralph Hutchinson
4/5 ABQ Indian School L, 0-7
5/11 St. Michael's W, 8-3
5/22 ABQ Indian School L, 11-12
5/24 ABQ Indian School L, 1-11
5/30 St. Michael's W, 12-5

1913
(1-1)
Coach: Ralph Hutchinson
4/12 ABQ Indian School L, 3-19
5/9 Santa Fe Indian School W, 7-1

1914
(4-2-1)
Coach: Ralph Hutchinson
St. Michael's W, 13-6
Santa Fe Elks W, 11-7
ABQ Indian School W, 8-4
St. Michael's W, 14-10
ABQ Indian School L, 4-6
Missing records of two games

1915
(0-1)
Coach: Ralph Hutchinson
No record

1916
(5-1)
Coach: Ralph Hutchinson
4/6 ABQ Indian School W, 5-3
- Menaul W, 20-3
4/18 ABQ Indian School W, 7-5
Missing records of three games

1917
(4-3)
Coach: Ralph Hutchinson
3/9 ABQ Business College L, 2-7
3/24 ABQ Business College W, 25-14
3/28 Chicago Cubs L, 0-7
- ABQ Business College L, 5-7
- Menaul W, 15-8
- ABQ Indian School W, 10-2
- San Marcial Shops W, 19-6

1918 - No Baseball

1919
(4-5)
Coach: John McGough
Menaul L, 7-12
ABQ Indian School L, 7-9
R.O.P. W, 10-5
Happy Go-Luckies W, 5-3
College All-Stars W, 11-6
ABQ Grays L, 3-5
ABQ Indian School W, 6-4
R.O.P. L, 4-10
ABQ Indian School L, 3-4

1920
(2-0)
Coach: John McGough
NM Military W, 9-8
ABQ Indian School W, 10-3

1921
(2-0)
Coach: Roy Johnson
ABQ Indian School W, 8-7
ABQ Indian School W, 6-1

1922
(1-0)
Coach: Roy Johnson
Rotary-Kiwanis W, 8-7

1923
(1-2)
Coach: Roy Johnson
ABQ High School W, 9-8
ABQ Indian School L, 1-3
ABQ Indian School L, 9-11

1924-26 - No Baseball

1927
(1-0)
Coach: Roy Johnson
NM Military W, 24-9

1928 - No Baseball

1929
(0-1)
Coach: Roy Johnson
No record

1930-38 - No Baseball

1939
(0-2)
Coach: John Dolzadelli
No records

1940
(7-4)
Coach: John Dolzadelli
Indians W, 16-1
ABQ High School W, 14-8
Penitentiary W, 8-4
Texas Mines W, 12-4
Arizona L, 0-8
Arizona L, 10-11
Tempe L, 0-7
Tempe W, 15-5
NM Mines W, 9-3
Tempe L, 3-5
Tempe W, 13-9

1941
(8-3)
Coach: John Dolzadelli
at NM Mines W, 13-3
Air Base Soldiers W, 7-3
ABQ Indian School W, 6-2
NM Mines W, 21-3
ABQ High School W, 11-4
NM Mines W, 21-1
ABQ Indian School W, 15-3
Arizona W, 10-8
at Arizona L, 9-12
at Arizona L, 7-9
at Arizona L, 12-13

1942
(4-6)
Coach: John Dolzadelli
NM Mines W, 11-1
NM Mines L, 5-6
Arizona L, 0-5
Arizona L, 5-18
ABQ Dukes W, 11-7
ABQ Dukes L, 0-22
NM Mines W, 10-4
ABQ Dukes W, 10-4
Arizona L, 3-10
Arizona L, 5-10

1943
(0-1)
Coach: John Dolzadelli
No record

1944-45 - No Baseball

1946
(4-5)
Coach: Gus Zielasko
No records

1947
(6-7)
Coach: George Petrol
Arizona L, 4-8
Arizona L, 0-20
Arizona L, 5-7
Arizona St. W, 17-7
Hardin-Simmons W, 5-4
Hardin-Simmons W, 16-13
Hardin-Simmons L, 5-8
Hardin-Simmons W, 11-10
Arizona St. L, 3-5

Arizona St. L, 2-14
Atomic Bombers L, 11-13
Barber's Supermarket W, 3-1
Atomic Bombers W, 21-20

1948
(9-11)
Coach: George Petrol
Hardin-Simmons W, 9-7
Hardin-Simmons W, 14-8
ABQ Dukes L, 7-15
ABQ Dukes L, 4-15
Los Alamos VFW W, 14-10
Flagstaff W, 10-4
Flagstaff W, 20-4
Colorado L, 4-15
Colorado L, 4-5
Arizona L, 15-21
Arizona L, 5-15
Tempe L, 9-30
Tempe L, 9-19
St. Michaels W, 9-5
St. Michaels W, 10-2
Arizona L, 9-27
New Mexico St. W, 9-2
Hardin-Simmons L, 7-9
Los Alamos VFW L, 6-10
Kirtland Field W, 19-5

1949
(14-7)
Coach: George Petrol
St. Michaels W, 10-5
Sandia Base W, 15-7
at Arizona L, 1-10
at Arizona L, 3-15
at Arizona W, 7-6
at Arizona St. W, 19-11
at Arizona St. W, 17-2
Arizona L, 1-7
at Socorro Muckers W, 13-7
at Socorro Muckers W, 15-14
Hardin-Simmons L, 3-12
Hardin-Simmons L, 8-18
NM Mines W, 19-5
at St. Michaels W, 13-5
St. Michaels W, 9-5
St. Michaels W, 8-7
ABQ Dukes L, 9-13
Sweetwater L, 4-7
Dalmations Club W, 11-7
Kirtland W, 16-14
ABQ High School W, 17-15

1950
(4-13)
Coach: George Petrol
St. Michaels W, 36-2
St. Michaels W, 29-28
ABQ Dukes L, 14-16
Wyoming L, 5-12
Wyoming L, 8-21
at Arizona L, 4-8
at Arizona L, 2-28
at Arizona L, 2-25
at Arizona St. L, 10-15
Arizona St. W, 13-12
Arizona St. L, 7-8
Sandia Base W, 22-8
Sandia Base L, 8-9
at Colorado St. L, 11-14
at Colorado St. L, 4-6
at Wyoming L, 7-11
at Wyoming L, 3-4

1951
(4-14, 0-8 Skyline)
Coach: George Petrol
Arizona St. W, 14-8
Arizona St. L, 6-23
Kirtland Field W, 5-1
Wyoming L, 10-19
Wyoming L, 13-15
Colorado St. L, 8-9
Colorado St. W, 16-15
at Arizona L, 3-18
at Arizona L, 2-10
at Arizona St. L, 8-10
at Arizona St. L, 14-15
Arizona L, 13-14
Arizona L, 9-30
at Colorado St. L, 2-13
at Colorado St. L, 3-4

YEAR-BY-YEAR RESULTS



UNIVERSITY OF NEW MEXICO BASEBALL HISTORY & RECORDS



Sandia Base W, 16-2
at Wyoming L, 3-7
at Wyoming L, 9-15

1952
(6-8, 5-7 Skyline)
Coach: George Petrol
ABQ Dukes L, 6-13 (Ex.)
Wyoming L, 8-11
Wyoming W, 14-11
Colorado St. L, 5-14
Colorado St. W, 9-5
Kirtland W, 7-6
Sandia Base L, 5-9
Denver L, 3-16
Denver L, 2-6
at Colorado St. L, 3-6
at Colorado St. L, 2-6
at Denver W, 4-1
at Denver W, 3-0
at Wyoming W, 7-2
at Wyoming L, 4-6

1953
(13-5, 10-2 Skyline)
Coach: George Petrol
Wyoming W, 7-5
Wyoming L, 4-19
Colorado St. W, 12-10
Colorado St. W, 4-3
at Sandia Base L, 6-1
at Sandia Base W, 3-2
Denver W, 9-8
Denver W, 4-2
at Colorado St. W, 16-4
at Colorado St. W, 12-6
at St. Penitentiary W, 17-5
at Denver W, 4-3
at Denver L, 5-8
at Wyoming W, 12-7
at Wyoming W, 11-3
Utah L, 4-9
Utah W, 12-9
Utah L, 15-20

1954
(8-11, 6-6 Skyline)
Coach: George Petrol
Denver W, 9-8
Denver W, 7-2
at Walker AFB W, 12-8
at Walker AFB L, 5-28
at Walker AFB L, 9-18
Wyoming L, 8-16
Wyoming W, 7-4
Colorado St. W, 12-9
Colorado St. L, 2-4
Walker AFB L, 9-28
Walker AFB W, 9-3
San Diego Marines L, 6-15
San Diego Marines L, 6-18
at Colorado St. L, 10-6
at Colorado St. W, 7-4
at Denver W, 9-8
at Denver L, 3-7
at Wyoming L, 1-5
at Wyoming L, 5-6

1955
(7-9, 5-7 Skyline)
Coach: George Petrol
Denver W, 11-10
Denver L, 1-2
Wyoming L, 2-9
Wyoming L, 14-24
Colorado St. W, 15-7
at Colorado St. L, 6-10
Sul Ross L, 0-5
Sul Ross L, 3-7
New Mexico St. W, 28-9
New Mexico St. W, 16-8
at Denver W, 13-3
at Denver L, 5-8
at Colorado St. W, 8-7
at Colorado St. L, 3-5
at Wyoming W, 17-13
at Wyoming L, 2-8

1956
(8-9, 6-6 Skyline)
Coach: George Petrol
Wyoming L, 5-10
Wyoming L, 3-6
Sul Ross 13 L, 1-13
Sul Ross 12 L, 0-12
Sul Ross 6 L, 2-6
Colorado St. W, 8-5
Colorado St. W, 8-6
Eastern N.M. W, 13-1
Eastern N.M. W, 6-4
Denver L, 9-16
Denver W, 10-9
at Colorado St. L, 7-9
at Colorado St. W, 5-2
at Wyoming W, 8-5
at Wyoming L, 9-16
at Denver L, 5-7
at Denver W, 8-4

1957
(10-13, 6-6 Skyline)
Coach: George Petrol
Kirtland AFB L, 9-10
at Arizona L, 10-12
at Arizona L, 4-14
Colorado St. W, 10-4
White Sands W, 11-5
White Sands W, 17-16
Pay Less Drugs W, 2-1
Wyoming W, 14-4
Wyoming L, 12-15
Colorado St. L, 6-8
Colorado St. W, 3-2
768th ACW W, 23-4
Biggs AFB L, 4-20
Biggs AFB L, 0-11
Biggs AFB L, 2-14
Denver L, 5-6
Denver W, 8-4
Air Force L, 7-8
at Wyoming L, 10-11
at Wyoming L, 7-16
at Denver W, 11-5
at Colorado St. L, 3-5
at Colorado St. W, 9-5

1958
(13-9, 7-5 Skyline)
Coach: George Petrol
at Arizona L, 1-18
at Arizona L, 2-9
Colorado St. W, 7-2
Denver W, 9-5
Denver W, 3-0
Wyoming W, 22-8
Wyoming W, 8-2
Hardin-Simmons W, 9-5
Hardin-Simmons W, 11-9
Sul Ross St. L, 11-15
New Mexico St. W, 7-2
Walker AFB W, 13-0
Walker AFB W, 11-8
at Denver W, 6-4
at Colorado St. L, 0-3
at Colorado St. L, 8-10
at Colorado St. L, 6-7
at Wyoming L, 9-12
at Wyoming W, 11-5
at Denver W, 8-7
^BYU L, 2-11
^BYU L, 3-8
^ = Skyline Championship

1959
(9-15, 4-8 Skyline)
Coach: George Petrol
at Arizona L, 4-15
at Arizona L, 5-12
Colorado College L, 6-9
Colorado St. W, 4-2
Colorado St. L, 2-3
Colorado College L, 8-20
Wyoming L, 3-10
Wyoming L, 5-7
Sul Ross St. L, 2-10
Sul Ross St. L, 1-8
Sul Ross St. L, 3-7
Walker AFB W, 18-7
New Mexico St. W, 8-4
New Mexico St. W, 13-5
Denver W, 5-3

Denver L, 3-4
Denver W, 10-9
Denver L, 3-6
New Mexico St. W, 7-2
New Mexico St. L, 0-8
at Wyoming L, 8-0
at Wyoming L, 8-10
at Colorado St. L, 7-9
at Colorado St. W, 11-2

1960
(11-19, 8-4 Skyline)
Coach: George Petrol
at Arizona L, 0-8
at Arizona L, 0-9
Colorado St. W, 12-11
Colorado St. L, 6-11
Colorado College L, 4-5
Denver L, 5-7
Denver W, 10-8
Air Force L, 0-3
Air Force L, 3-12
Wyoming W, 9-4
Wyoming W, 9-3
at UCLA L, 2-9
! Fresno St. L, 2-9
at Southern Cal L, 12-15
at San Diego Marines L, 0-5
at San Diego St. L, 5-15
at San Diego Marines L, 3-5
at Pepperdine L, 2-8
New Mexico St. L, 7-4
New Mexico St. W, 16-6
Arizona L, 0-16
Arizona L, 4-7
New Mexico St. W, 4-1
New Mexico St. W, 4-2
at Denver W, 4-0
at Denver W, 2-1
at Colorado St. W, 10-8
at Colorado St. W, 9-7
at Wyoming L, 8-11
at Wyoming L, 10-11
! = at Los Angeles, Calif.

1961
(13-12, 9-3 Skyline)
Coach: George Petrol
3/4 at Arizona St. L, 3-7
3/4 at Arizona St. L, 1-2
3/7 at Arizona L, 2-13
3/7 at Arizona L, 4-15
3/14 Colorado College L, 6-8
3/21 Denver W, 17-2
3/22 Denver W, 9-4
3/24 Colorado St. W, 13-12
3/25 Colorado St. W, 18-11
4/2 at Sul Ross St. L, 8-14
4/3 at Sul Ross St. L, 0-8
4/7 Wyoming W, 2-1
4/8 at Wyoming L, 10-15
4/15 at Denver W, 8-6
4/15 at Denver W, 3-2
4/22 Air Force W, 9-6
4/22 Air Force L, 11-14
4/29 at New Mexico St. W, 2-0
4/29 at New Mexico St. L, 11-21
5/5 New Mexico St. W, 13-3
5/6 New Mexico St. W, 10-7
5/12 at Wyoming L, 0-1
5/13 at Colorado St. W, 6-0
5/15 at Colorado St. L, 6-10
5/16 at Wyoming W, 2-0

1962
(16-14, 9-3 Skyline)
Coach: George Petrol
3/14 Colorado College L, 6-12
3/17 Colorado St. W, 10-2
3/18 Colorado St. W, 12-4
3/20 at Colorado College L, 11-15
3/21 Colorado College W, 9-7
3/23 Denver W, 9-3
3/24 Denver W, 6-4
3/30 Adams St. L, 3-10
4/1 Air Force L, 2-7
4/1 Air Force L, 2-13
4/6 Wyoming W, 4-3
4/7 Wyoming W, 9-8
4/14 at Denver L, 6-7
4/14 at Denver W, 10-9
4/16 New Mexico St. W, 13-8
4/16 New Mexico St. W, 7-4
4/19 at Texas Tech 6 L, 3-6

4/20 at Texas Tech 7 L, 3-7
4/21 at Texas Tech W, 10-6
4/28 at Eastern NM L, 0-1
4/28 at Eastern NM W, 11-9
5/5 at New Mexico St. L, 0-1
5/5 at New Mexico St. W, 4-2
5/11 at Colorado St. W, 8-3
5/12 at Colorado St. L, 6-1
5/13 at Wyoming L, 1-11
5/13 at Wyoming W, 4-3
5/31 \$ BYU 2 W, 9-2
6/1 \$ Colorado College L, 2-11
6/2 \$ Air Force L, 1-2
\$ = NCAA District 7 Playoffs, Greeley, Colo.

1963
(18-16, 3-9 WAC)
Coach: George Petrol
3/8 at UTEP L, 6-7
3/9 at UTEP W, 6-5
3/9 at UTEP W, 11-4
3/16 Colorado St. W, 4-0
3/19 Colorado College W, 7-0
3/20 Colorado College L, 0-4
3/21 Denver W, 12-5
3/22 Denver W, 3-2
3/23 Colorado St. W, 3-1
3/30 Air Force W, 9-7
3/30 Air Force W, 3-2
4/3 L.A. Dodgers L, 0-4 (Ex.)
4/5 Wyoming L, 3-7
4/6 Wyoming W, 4-1
4/11 at Los Angeles St. L, 0-8
4/12 at Southern Cal L, 1-21
4/13 at UCLA L, 0-6
4/19 at Arizona L, 2-9
4/20 at Arizona L, 0-8
4/20 at Arizona L, 2-6
4/26 Arizona St. L, 3-8
4/27 Arizona St. L, 2-10
4/27 Arizona St. W, 7-5
4/30 Eastern N.M. W, 6-0
4/30 Eastern N.M. W, 9-1
5/4 at Air Force L, 5-17
5/4 at Air Force W, 11-9
5/10 at Arizona St. L, 2-11
5/11 at Arizona St. L, 4-10
5/11 at Arizona St. L, 3-2
5/14 New Mexico St. W, 5-4
5/14 New Mexico St. W, 11-4
5/17 Arizona W, 12-3
5/18 Arizona L, 7-18
5/18 Arizona W, 3-2

1964
(8-29-1, 0-12 WAC)
Coach: George Petrol
Sul Ross L, 8-2
Sul Ross L, 5-6
Sul Ross L, 0-2
Colorado St. W, 5-3
Colorado St. W, 11-1
Colorado St. T, 4-4 (13)
Denver W, 7-6
Denver W, 7-4
Oklahoma L, 5-23
Oklahoma L, 6-11
Oklahoma L, 3-11
Air Force W, 9-5
Air Force L, 2-6
Wyoming L, 5-7
Wyoming L, 2-8
Wyoming L, 4-7
UTEP L, 6-7
UTEP L, 2-4
UTEP W, 3-2
New Mexico St. W, 10-7
New Mexico St. W, 5-3
New Mexico St. L, 4-10
Arizona L, 4-10
Arizona L, 4-21
Arizona L, 4-11
Arizona St. L, 1-14
Arizona St. L, 1-20
Arizona St. L, 1-3
at Denver L, 6-7
at Denver L, 5-10
at Air Force L, 2-4
at Air Force L, 9-10
Arizona St. L, 3-11
Arizona St. L, 6-12
Arizona St. L, 4-17

YEAR-BY-YEAR RESULTS



UNIVERSITY OF NEW MEXICO BASEBALL HISTORY & RECORDS



Arizona L, 2-5
Arizona L, 3-5
Arizona L, 2-8

1965 (18-19, 2-10 WAC)

Coach: George Petrol

UTEP W, 9-4
UTEP L, 4-5
UTEP W, 7-1
UTEP W, 5-1
New Mexico St. W, 16-1
New Mexico St. L, 1-8
New Mexico St. L, 0-8
Colorado St. W, 4-0
Colorado St. W, 1-0
Denver W, 9-1
Air Force L, 4-6
Air Force W, 10-9
at Texas Tech W, 13-5
at Texas Tech W, 5-4
at Texas Tech W, 11-4
at Arizona L, 0-7
at Arizona L, 1-3
at Arizona L, 2-17
at Arizona St. L, 2-9
at Arizona St. L, 3-20
San Francisco St. W, 1-0
San Diego St. L, 0-5
San Francisco St. L, 0-2
California Western L, 5-7
California Western L, 1-2
Arizona St. L, 1-4
at Air Force L, 5-9
at Air Force W, 2-1
Arizona St. L, 5-9
Arizona St. W, 12-11
Arizona St. L, 2-3
Arizona L, 13-36
Arizona W, 13-9
Arizona L, 3-11
New Mexico St. W, 13-6
New Mexico St. W, 8-7
New Mexico St. W, 10-1

1966 (23-17, 3-9 WAC)

Coach: Bob Leigh

3/4 at Texas Tech L, 0-1
3/4 at Texas Tech W, 3-1
3/5 at Texas Tech W, 12-6
3/11 at New Mexico St. W, 7-6
3/12 at New Mexico St. W, 5-2
3/12 at New Mexico St. L, 9-11
3/15 Colorado St. W, 12-1
3/19 Denver L, 8-9
3/21 Colorado St. W, 8-5
3/22 Colorado College W, 4-1
3/23 Colorado College L, 8-9
3/26 Denver W, 10-5
3/26 Denver W, 6-1
3/29 at Univ. of ABQ W, 10-5
4/1 at Arizona St. L, 2-7
4/2 at Arizona St. L, 4-6
4/2 at Arizona St. L, 6-7
4/7 UTEP W, 11-4
4/7 UTEP W, 7-6
4/8 UTEP L, 3-4
4/9 South Dakota St. W, 8-7
4/9 South Dakota St. W, 8-7
4/15 New Mexico St. W, 21-4
4/16 New Mexico St. W, 12-0
4/16 New Mexico St. W, 7-4
4/19 Univ. of ABQ W, 14-13
4/22 Arizona L, 5-6
4/23 Arizona L, 4-10
4/23 Arizona W, 4-3
4/25 N.M. Highlands L, 10-11
4/29 Arizona St. W, 5-2
4/30 Arizona St. L, 0-16
4/30 Arizona St. W, 4-3
5/3 Eastern N.M. W, 6-5
5/6 at Arizona L, 3-13
5/7 at Arizona L, 2-18
5/7 at Arizona L, 1-18
5/13 UTEP W, 4-3
5/14 UTEP W, 9-8
5/14 UTEP L, 4-5

1967 (24-19-1, 4-8 WAC)

Coach: Bob Leigh

3/3 at UTEP T, 9-9
3/4 at UTEP L, 3-8
3/4 at UTEP W, 7-2
3/10 at New Mexico St. W, 9-2
3/11 at New Mexico St. W, 6-4
3/11 at New Mexico St. W, 7-2
3/15 at Univ. of ABQ W, 9-3
3/18 Denver L, 5-7
3/21 Colorado St. L, 3-8
3/22 UTEP L, 3-6
3/23 UTEP L, 1-4
3/23 UTEP W, 2-0
3/25 Air Force L, 1-8
3/25 Air Force L, 1-9
3/27 Colorado St. W, 10-4
3/27 Illinois W, 10-4
3/28 Illinois W, 3-1
3/28 Illinois L, 6-8
3/29 Illinois W, 5-4
3/30 Illinois W, 8-7
3/31 Illinois W, 7-6
3/31 Illinois L, 4-11
4/1 Illinois L, 1-11
4/1 Illinois W, 9-0
4/7 Texas Tech W, 5-3
4/7 Texas Tech W, 4-3
4/8 Texas Tech W, 9-4
4/18 N.M. Highlands W, 13-3
4/21 at Arizona W, 6-3
4/22 at Arizona L, 3-10
4/22 at Arizona L, 1-10
4/24 New Mexico St. W, 13-6
4/25 New Mexico St. W, 10-2
4/28 Arizona St. W, 5-2
4/29 Arizona St. W, 17-13
4/29 Arizona St. L, 2-9
5/1 at N.M. Highlands L, 2-5
5/5 Arizona L, 3-15
5/6 Arizona W, 3-1
5/6 Arizona L, 0-2
5/12 at Arizona St. L, 2-7
5/13 at Arizona St. L, 2-3
5/13 at Arizona St. L, 3-8
5/16 Univ. of ABQ W, 5-2

1968 (37-13, 6-6 WAC)

Coach: Bob Leigh

3/1 at UTEP L, 1-3
3/1 at UTEP W, 4-3
3/2 at UTEP W, 5-0
3/8 at New Mexico St. W, 10-0
3/9 at New Mexico St. W, 3-2
3/9 at New Mexico St. W, 5-2
3/12 N.M. Highlands W, 4-3
3/14 Colorado College W, 5-1
3/15 Colorado College W, 8-3
3/16 Southern Illinois W, 8-3
3/16 Southern Illinois L, 4-10
3/21 Denver W, 4-2
3/19 Colorado St. W, 7-4
3/22 New Mexico St. W, 7-1
3/23 New Mexico St. W, 6-5
3/25 Colorado St. W, 4-1
3/28 Southern Colorado W, 7-4
3/28 Southern Colorado W, 5-4
3/30 Air Force W, 4-3
3/30 Air Force W, 5-4
4/5 at Arizona St. L, 2-3
4/6 at Arizona St. L, 2-3
4/6 at Arizona St. L, 1-4
4/8 South Dakota St. W, 3-0
4/8 South Dakota St. W, 10-3
4/10 Hiram Scott W, 7-6
4/11 Hiram Scott W, 12-8
4/12 Hiram Scott W, 7-1
4/13 Hiram Scott W, 12-8
4/13 Hiram Scott L, 3-4
4/16 at N.M. Highlands W, 5-4
4/19 Arizona W, 3-0
4/20 Arizona W, 5-3
4/20 Arizona W, 3-2
4/22 Eastern N.M. W, 8-2
4/26 Arizona St. W, 7-6
4/27 Arizona St. W, 4-2
4/27 Arizona St. W, 3-0
4/30 at N.M. Highlands L, 0-5
5/3 UTEP L, 2-4
5/4 UTEP W, 5-2
5/4 UTEP W, 2-1
5/6 at Eastern N.M. W, 12-5

5/10 at Arizona L, 1-8
5/11 at Arizona L, 2-6
5/11 at Arizona L, 2-12
5/17 at Air Force L, 2-8
5/18 at Denver W, 3-1
5/18 at Denver L, 0-3

1969 (30-17-1, 7-11 WAC)

Coach: Bob Leigh

3/7 at New Mexico St. W, 14-3
3/8 at New Mexico St. W, 3-0
3/8 at New Mexico St. W, 9-4
3/14 New Mexico St. L, 1-3
3/15 New Mexico St. W, 8-7
3/15 New Mexico St. W, 1-0
3/17 CSU-Pueblo W, 10-1
3/18 CSU-Pueblo W, 12-2
3/19 CSU-Pueblo W, 11-8
3/20 Colorado College W, 5-4
3/21 Denver W, 12-3
3/22 Colorado St. W, 7-4
3/22 Colorado St. W, 7-0
3/24 Colorado College W, 4-3
3/25 Colorado College W, 8-1
3/26 Colorado College W, 8-1
3/27 Illinois W, 3-1
3/28 Illinois W, 7-6
3/29 Colorado St. L, 2-11
3/29 Illinois W, 5-1
3/31 South Dakota St. W, 7-2
4/2 ! Grambling W, 4-3
4/3 ! Cal St.-Fullerton W, 5-3
4/4 ! UC Santa Barbara W, 5-3
4/4 ! Chapman L, 5-8
4/7 at Chapman T, 4-4
4/8 at Cal St.-Fullerton W, 8-0
4/11 UTEP L, 3-4
4/12 UTEP L, 4-7
4/12 UTEP W, 5-4
4/18 at Arizona W, 4-2
4/19 at Arizona L, 3-16
4/19 at Arizona L, 4-6
4/21 N.M. Highlands W, 7-0
4/25 Arizona St. L, 1-2
4/26 Arizona St. L, 5-9
4/26 Arizona St. L, 2-13
4/29 at N.M. Highlands L, 4-5
5/2 at UTEP L, 9-11
5/3 at UTEP W, 4-3
5/3 at UTEP W, 6-4
5/9 Arizona W, 3-2
5/10 Arizona W, 4-2
5/12 N.M. Highlands L, 1-7
5/16 at Arizona St. L, 1-3
5/17 at Arizona St. W, 5-3
5/17 at Arizona St. L, 0-14
! = at Anaheim, Calif.

1970 (27-18, 9-9 WAC)

Coach: Bob Leigh

3/6 at UTEP L, 4-5
3/7 at UTEP L, 5-6
3/7 at UTEP W, 9-4
3/13 at New Mexico St. W, 13-5
3/14 at New Mexico St. W, 4-0
3/14 at New Mexico St. W, 12-5
3/16 CSU-Pueblo W, 9-5
3/18 Denver W, 8-4
3/19 Colorado College W, 14-3
3/21 CSU-Pueblo W, 6-5
3/21 Colorado St. L, 4-6
3/23 Colorado St. W, 8-2
3/24 Colorado St. L, 4-5
3/26 South Dakota St. W, 21-18
3/28 Colorado St. W, 12-5
3/28 South Dakota St. W, 3-2
3/30 Eastern N.M. W, 14-0
3/30 Eastern N.M. W, 9-0
4/1 N.M. Highlands L, 5-10
4/2 Tulsa L, 5-6
4/3 Wyoming W, 6-5
4/4 Wyoming W, 7-2
4/4 Wyoming L, 4-6
4/7 New Mexico St. W, 8-4
4/7 New Mexico St. W, 9-0
4/10 at Arizona St. W, 4-1
4/11 at Arizona St. L, 2-7
4/11 at Arizona St. L, 3-10
4/14 at N.M. Highlands L, 5-12
4/17 at Arizona W, 1-0

4/18 at Arizona W, 8-3
4/18 at Arizona W, 3-2
4/24 Arizona St. L, 0-4
4/25 Arizona St. W, 4-1
4/25 Arizona St. L, 2-5
4/29 ABQ Dukes L, 1-2 (Ex.)
5/1 at UTEP L, 8-10
5/2 at UTEP L, 2-7
5/2 at UTEP L, 3-5
5/8 Arizona W, 12-6
5/9 Arizona W, 8-6
5/9 Arizona L, 3-6
5/12 N.M. Highlands L, 2-4
5/15 UTEP L, 6-7
5/16 UTEP W, 5-3
5/16 UTEP W, 7-2

1971 (29-26, 5-13 WAC)

Coach: Bob Leigh

3/5 N.M. Highlands W, 15-2
3/6 N.M. Highlands W, 9-8
3/6 N.M. Highlands L, 4-8
3/12 at New Mexico St. L, 8-9
3/13 at New Mexico St. W, 10-4
3/13 at New Mexico St. W, 23-5
3/15 CSU-Pueblo L, 10-18
3/16 CSU-Pueblo W, 5-0
3/17 Denver W, 12-9
3/18 Denver W, 16-3
3/19 Kansas St. W, 12-10
3/20 Kansas St. L, 2-4
3/20 Kansas St. L, 4-5
3/22 Colorado St. W, 16-8
3/23 Colorado St. W, 8-6
3/24 Creighton W, 17-5
3/25 Creighton L, 3-5
3/26 Creighton W, 27-5
3/27 Creighton W, 2-0
3/27 Creighton W, 3-2
3/29 Southern Illinois L, 11-13
3/31 Tulsa L, 8-9
4/1 Tulsa W, 5-4
4/2 Tulsa W, 23-8
4/3 Tulsa L, 2-5
4/3 Tulsa L, 1-2
4/5 West Texas A&M L, 8-9
4/6 West Texas A&M W, 4-3
4/9 Wyoming L, 6-10
4/10 Wyoming L, 7-8
4/10 Wyoming W, 18-1
4/12 Eastern N.M. W, 8-6
4/13 Eastern N.M. W, 15-1
4/16 UTEP L, 2-6
4/17 UTEP W, 5-1
4/17 UTEP W, 11-3
4/23 at Arizona L, 6-8
4/24 at Arizona L, 3-7
4/24 at Arizona L, 4-5
4/27 New Mexico St. W, 17-4
4/27 New Mexico St. W, 12-2
4/30 at UTEP W, 8-4
5/1 at UTEP L, 3-4
5/1 at UTEP L, 5-6
5/4 at N.M. Highlands W, 4-3
5/7 Arizona St. L, 2-6
5/8 Arizona St. W, 7-5
5/8 Arizona St. L, 2-9
5/11 Air Force W, 12-3
5/14 Arizona L, 5-6
5/15 Arizona W, 21-4
5/15 Arizona L, 7-9
5/17 ABQ Dukes L, 2-5 (Ex.)
5/21 at Arizona St. L, 5-6
5/22 at Arizona St. L, 4-6
5/22 at Arizona St. L, 0-8

1972 (29-24, 8-10 WAC)

Coach: Bob Leigh

2/25 at New Mexico St. W, 22-9
2/26 at New Mexico St. L, 2-3
2/26 at New Mexico St. W, 13-1
3/3 N.M. Highlands W, 7-2
3/4 N.M. Highlands W, 12-8
3/4 N.M. Highlands W, 13-1
3/10 Northern Arizona W, 17-1
3/11 Northern Arizona W, 3-0
3/11 Northern Arizona W, 7-0
3/13 CSU-Pueblo W, 15-5
3/14 CSU-Pueblo W, 8-4
3/15 CSU-Pueblo W, 8-5
3/16 Colorado St. W, 7-5

YEAR-BY-YEAR RESULTS



UNIVERSITY OF NEW MEXICO BASEBALL HISTORY & RECORDS



3/17	Colorado St.	L, 3-12
3/18	Colorado St.	W, 5-4
3/18	Colorado St.	W, 6-0
3/20	Adams St.	W, 7-2
3/21	Adams St.	W, 12-4
3/22	Colorado St.	W, 7-3
3/23	West Texas A&M	L, 7-15
3/24	West Texas A&M	L, 6-7
3/25	Northern Illinois	W, 3-1
3/25	Northern Illinois	L, 6-10
3/27	Northern Illinois	W, 23-10
3/28	Northern Illinois	L, 8-11
3/30	at Stanford	L, 6-7
3/31	! Gonzaga	W, 10-8
3/31	at Fresno St.	L, 2-9
4/3	at Cal-Santa Barbara	L, 4-6
4/4	at Southern Cal	L, 2-4
4/5	at Los Angeles St.	L, 3-4
4/7	at Arizona St.	L, 3-10
4/8	at Arizona St.	L, 0-9
4/8	at Arizona St.	L, 4-11
4/13	ABQ Dukes	L, 2-7 (Ex.)
4/14	at Arizona	L, 0-3
4/15	at Arizona	W, 11-6
4/15	at Arizona	L, 4-10
4/18	New Mexico St.	L, 2-3
4/18	New Mexico St.	W, 13-10
4/21	at UTEP	W, 5-1
4/22	at UTEP	W, 1-0
4/22	at UTEP	W, 3-1
4/28	Arizona St.	L, 0-1
4/29	Arizona St.	L, 0-13
4/29	Arizona St.	L, 2-10
5/2	at N.M. Highlands	L, 1-7
5/5	Arizona	L, 7-23
5/6	Arizona	W, 8-6
5/6	Arizona	W, 11-1
5/12	UTEP	W, 19-5
5/13	UTEP	L, 2-3
5/13	UTEP	W, 13-1

! = at Fresno, Calif.

1973

(28-17, 4-13 WAC)		
Coach: Bob Leigh		
2/23	New Mexico St.	W, 23-10
2/24	New Mexico St.	W, 11-3
2/24	New Mexico St.	W, 1-0
3/2	N.M. Highlands	W, 7-0
3/3	N.M. Highlands	W, 4-0
3/3	N.M. Highlands	W, 11-1
3/9	Northern Arizona	W, 3-2
3/10	Northern Arizona	W, 5-4
3/10	Northern Arizona	W, 7-5
3/12	Wyoming	W, 12-11
3/13	Wyoming	W, 8-3
3/14	Wyoming	W, 6-4
3/15	Wyoming	W, 4-2
3/16	Colorado St.	W, 6-1
3/17	Colorado St.	W, 9-8 (14)
3/17	Colorado St.	W, 10-0
3/19	CSU-Pueblo	W, 13-2
3/20	CSU-Pueblo	L, 5-6
3/21	Colorado St.	W, 19-9
3/22	Adams St.	W, 9-2
3/23	Adams St.	L, 3-9
3/24	Adams St.	W, 7-5
3/24	Adams St.	W, 8-4
3/29	at Tulsa	L, 4-9
3/30	at Tulsa	W, 6-3
4/6	at UTEP	L, 4-5 (12)
4/7	at UTEP	W, 7-5
4/7	at UTEP	L, 4-6
4/10	ABQ Dukes	L, 4-5 (10) (Ex.)
4/11	ABQ Dukes	L, 1-5 (Ex.)
4/13	Arizona	L, 4-5
4/14	Arizona	L, 13-14
4/14	Arizona	L, 3-9
4/17	at New Mexico St.	W, 5-0
4/17	at New Mexico St.	L, 2-3
4/20	at Arizona St.	L, 1-13
4/21	at Arizona St.	L, 6-12
4/21	at Arizona St.	L, 4-5
4/27	at Arizona	L, 2-4
4/28	at Arizona	L, 2-6
4/28	at Arizona	L, 3-4
5/4	Arizona St.	L, 5-20
5/5	Arizona St.	L, 4-11
5/8	at N.M. Highlands	W, 3-1
5/11	UTEP	W, 15-10
5/12	UTEP	W, 7-0
5/12	UTEP	W, 7-0

1974

(28-23, 6-12 WAC)		
Coach: Bob Leigh		
3/1	N.M. Highlands	W, 9-2
3/2	N.M. Highlands	W, 6-2
3/3	N.M. Highlands	L, 5-6
3/5	New Mexico St.	W, 10-4
3/5	New Mexico St.	W, 7-5
3/8	Northern Arizona	W, 13-11
3/9	Northern Arizona	L, 1-6
3/9	Northern Arizona	L, 2-11
3/15	Colorado St.	W, 12-8
3/16	Colorado St.	L, 2-5
3/16	Colorado St.	W, 8-0
3/18	CSU-Pueblo	W, 11-5
3/19	CSU-Pueblo	L, 2-8
3/20	CSU-Pueblo	W, 10-7
3/21	Denver	W, 12-7
3/21	Wyoming	W, 5-3
3/22	Denver	W, 4-2
3/22	Wyoming	W, 4-3
3/23	Colorado St.	L, 0-4
3/23	Wyoming	L, 1-4
3/26	South Dakota St.	W, 10-4
3/26	South Dakota St.	W, 3-2
3/27	South Dakota St.	W, 12-3
3/28	South Dakota St.	L, 8-10
3/29	at Chapman	L, 3-10
3/30	at Chapman	L, 2-4
3/30	at Chapman	L, 0-3
3/31	at Cal St.-Fullerton	L, 2-8
4/5	Arizona	L, 2-3
4/6	Arizona	L, 12-20
4/6	Arizona	L, 0-13
4/9	ABQ Dukes	L, 2-12 (Ex.)
4/10	ABQ Dukes	L, 7-11 (Ex.)
4/12	at Arizona St.	L, 1-12
4/13	at Arizona St.	L, 1-11
4/13	at Arizona St.	L, 0-11
4/16	New Mexico St.	W, 8-3
4/16	New Mexico St.	W, 6-3
4/19	UTEP	W, 6-3
4/20	UTEP	W, 3-2
4/20	UTEP	W, 9-4
4/26	at Arizona	L, 0-4
4/27	at Arizona	L, 0-4
4/27	at Arizona	L, 5-17
5/1	Adams St.	W, 5-4
5/1	Adams St.	W, 3-2
5/3	Arizona St.	L, 0-1
5/4	Arizona St.	L, 2-10
5/4	Arizona St.	L, 0-11
5/7	at N.M. Highlands	W, 5-4
5/10	at UTEP	W, 15-3
5/11	at UTEP	W, 6-2
5/11	at UTEP	W, 8-3

1975

(26-24, 3-15 WAC)		
Coach: Bob Leigh		
--	N.M. Highlands	L, 6-10
--	N.M. Highlands	W, 8-0
--	N.M. Highlands	L, 5-6
--	Lubbock Christian	L, 1-5
--	at New Mexico St.	W, 8-4
--	at New Mexico St.	W, 6-0
--	Northern Arizona	W, 9-3
--	Northern Arizona	W, 2-1
--	Northern Arizona	W, 6-1
--	CSU-Pueblo	W, 13-3
--	CSU-Pueblo	L, 5-9
--	Colorado St.	W, 17-13
--	Colorado St.	W, 11-0
--	Wyoming	W, 4-2
--	Wyoming	L, 2-6
--	Wyoming	W, 14-3
--	Illinois	L, 2-9
--	South Dakota St.	W, 8-1
--	Illinois	W, 10-2
--	Illinois	W, 11-8
--	South Dakota St.	W, 15-10
--	Colorado St.	W, 10-3
--	South Dakota St.	L, 3-4
--	Illinois	L, 5-8
--	Illinois	L, 2-4
--	South Dakota St.	W, 12-1
--	Illinois	W, 2-1
4/4	at Arizona St.	L, 2-4
4/5	at Arizona St.	L, 2-5
4/5	at Arizona St.	L, 1-2 (12)
4/8	ABQ Dukes	L, 3-5 (Ex.)
4/11	Arizona	L, 1-17
4/12	Arizona	L, 1-2
4/13	Arizona	L, 0-7

4/18	UTEP	W, 6-3
4/19	UTEP	W, 4-1
4/19	UTEP	W, 8-7
4/23	Adams St.	W, 6-5
4/23	Adams St.	W, 2-1
4/25	at Arizona	L, 3-12
4/26	at Arizona	L, 4-7
4/26	at Arizona	L, 7-8
4/29	New Mexico St.	W, 4-2
4/29	New Mexico St.	W, 6-5
5/2	Arizona St.	L, 1-6
5/3	Arizona St.	L, 4-18
5/3	Arizona St.	L, 0-4
5/9	at UTEP	L, 1-2
5/10	at UTEP	L, 4-6
5/10	at UTEP	L, 0-1

1976

(28-24, 4-14 WAC)		
Coach: Bob Leigh		
2/27	Lubbock Christian	L, 3-7
2/28	Lubbock Christian	W, 3-2
2/28	Lubbock Christian	W, 5-4
3/5	Colorado Mines	W, 18-0
3/6	Colorado Mines	W, 12-2
3/6	Colorado Mines	W, 9-0
3/9	New Mexico St.	L, 7-8
3/9	New Mexico St.	L, 4-5
3/11	Oklahoma St.	L, 4-8
3/12	Oklahoma St.	W, 1-0
3/13	! Arkansas St.	W, 10-3
3/15	! Morningside	L, 3-5
3/15	at UT-Pan American	L, 5-3
3/16	! Morningside	W, 6-2
3/17	at UT-Pan American	W, 2-0
3/18	! Morningside	W, 3-0
3/19	! Morningside	L, 0-2
3/19	at UT-Pan American	L, 1-4
3/20	!UNM 2, Illinois	W, 2-1
3/24	Colorado St.	L, 5-9
3/25	Colorado St.	W, 19-4
3/26	CSU-Pueblo	W, 9-4
3/27	CSU-Pueblo	W, 11-4
3/27	CSU-Pueblo	W, 12-10
3/29	South Dakota St.	W, 15-6
3/30	South Dakota St.	W, 4-0
3/30	South Dakota St.	L, 5-10
3/31	South Dakota St.	W, 13-2
4/1	South Dakota St.	W, 12-3
4/2	South Dakota St.	W, 13-0
4/3	South Dakota St.	W, 5-2
4/3	South Dakota St.	W, 3-2
4/9	at UTEP	W, 5-4
4/10	at UTEP	L, 2-8
4/10	at UTEP	W, 6-4
4/13	ABQ Dukes	L, 1-13 (Ex.)
4/14	ABQ Dukes	L, 0-10 (Ex.)
4/16	Arizona St.	L, 2-9
4/17	Arizona St.	W, 6-4
4/17	Arizona St.	L, 2-6
4/20	New Mexico St.	W, 14-5
4/20	New Mexico St.	W, 7-4
4/23	at Arizona	L, 3-5
4/24	at Arizona	L, 6-8
4/25	at Arizona	L, 3-8
4/29	at Arizona St.	L, 3-12
4/30	at Arizona St.	L, 3-11
5/1	at Arizona St.	L, 8-13
5/7	Arizona	L, 3-6
5/8	Arizona	L, 3-6
5/8	Arizona	L, 4-11
5/14	UTEP	W, 6-5
5/15	UTEP	L, 4-7
5/15	UTEP	L, 1-7

! = at Texas-Pan American

1977

(32-20, 7-11 WAC)		
Coach: Vince Cappelli		
2/25	Utah	W, 5-3
2/25	Utah	W, 9-2
2/26	Utah	W, 6-2
2/26	Utah	L, 3-4
3/4	Colorado Mines	W, 16-4
3/4	Colorado Mines	W, 6-5
3/4	Regis	W, 8-0
3/5	Colorado Mines	W, 5-1
3/5	Colorado Mines	W, 16-1
3/8	New Mexico St.	W, 19-1
3/8	New Mexico St.	W, 8-2
3/14	at Oklahoma	L, 3-4
3/14	at Oklahoma	L, 4-12
3/15	at Oklahoma	L, 4-13

3/16	at Tulsa	W, 8-6
3/16	at Tulsa	L, 3-5
3/17	at Kansas St.	L, 6-10
3/17	at Kansas St.	W, 12-6
3/19	at Oral Roberts	W, 12-4
3/19	at Oral Roberts	W, 7-1
3/20	Denver	W, 15-2
3/21	Texas Tech	W, 7-5
3/22	Texas Tech	W, 5-1
3/22	Texas Tech	L, 0-2
3/23	N.M. Highlands	W, 7-6
3/24	N.M. Highlands	W, 16-0
3/24	Texas Tech	W, 8-3
3/26	Texas Tech	W, 7-5
3/26	Colorado St.	L, 5-4
4/1	CSU-Pueblo	W, 4-1
4/2	CSU-Pueblo	W, 11-1
4/2	CSU-Pueblo	W, 4-3
4/5	N.M. Highlands	W, 9-5
4/6	N.M. Highlands	L, 2-2
4/8	Arizona St.	L, 1-4
4/9	Arizona St.	W, 2-1
4/9	Arizona St.	W, 4-2
4/12	ABQ Dukes	L, 0-8 (Ex.)
4/13	ABQ Dukes	L, 8-10 (Ex.)
4/15	Arizona	L, 2-8
4/16	Arizona	L, 3-7
4/16	Arizona	L, 3-9
4/22	at UTEP	W, 3-2
4/23	at UTEP	W, 6-2
4/23	at UTEP	W, 8-5
4/28	at Arizona St.	L, 4-12
4/29	at Arizona St.	L, 2-11
4/30	at Arizona St.	L, 1-14
5/6	at Arizona	L, 1-10
5/7	at Arizona	L, 6-7
5/7	at Arizona	L, 0-11
5/13	UTEP	L, 12-13
5/14	UTEP	W, 13-2
5/14	UTEP	W, 7-6

1978

(31-24, 5-12 WAC)		
Coach: Vince Cappelli		
2/24	BYU	W, 6-0
2/24	BYU	W, 10-9
3/3	at UNLV	W, 5-4
3/4	at UNLV	L, 6-11
3/7	at New Mexico St.	W, 3-0
3/7	at New Mexico St.	W, 14-7
3/11	Denver	W, 6-4
3/11	Denver	W, 4-3
--	at San Diego St.	L, 2-14
--	at San Diego St.	L, 5-8
--	at Cal St.-Fullerton	L, 5-6
--	at UCLA	L, 1-2
--	at Chapman	L, 1-2
3/23	Colorado St.	W, 3-2
3/23	Iowa	L, 1-8
3/24	Tulsa	L, 1-5
3/25	Wyoming	W, 11-1
3/29	Nebraska-Omaha	W, 9-7
3/30	Nebraska-Omaha	L, 3-4
3/30	Nebraska-Omaha	W, 8-6
3/31	Nebraska-Omaha	W, 5-4
4/1	Nebraska-Omaha	W, 10-1
4/1	Nebraska-Omaha	W, 5-2
4/4	at N.M. Highlands	W, 13-2
4/4	at N.M. Highlands	W, 3-1
4/7	Arizona	L, 8-10
4/8	Arizona	L, 4-12
4/8	Arizona	L, 4-12
4/11	ABQ Dukes	W, 8-5 (Ex.)
4/14	at Arizona St.	L, 2-10
4/15	at Arizona St.	L, 3-22
4/15	at Arizona St.	L, 9-15
4/18	Northern Illinois	W, 24-9
4/19	Northern Illinois	W, 23-2
4/21	UTEP	W, 9-2
4/22	UTEP	L, 6-8
4/22	UTEP	W, 2-0
4/25	New Mexico St.	W, 11-8
4/25	New Mexico St.	L, 6-8
4/28	Arizona St.	W, 9-5
4/29	Arizona St.	L, 8-14
4/29	Arizona St.	L, 4-14
5/5	at Arizona	L, 3-4
5/6	at Arizona	L, 6-9
5/6	at Arizona	L, 2-12
5/13	at UTEP	W, 10-0
5/13	at UTEP	W, 10-5

YEAR-BY-YEAR RESULTS



UNIVERSITY OF NEW MEXICO BASEBALL HISTORY & RECORDS



1979

(37-23-1, 11-5 WAC)

Coach: Vince Cappelli

2/16	at Arizona	L, 5-10
2/17	at Arizona	L, 4-6
2/17	at Arizona	L, 4-16
2/23	Northern Arizona	L, 8-9
2/24	Northern Arizona	L, 5-7
2/24	Northern Arizona	W, 10-5
3/3	BYU	L, 0-5
3/3	BYU	T, 10-10
3/6	New Mexico St.	W, 9-5
3/6	New Mexico St.	L, 6-10
3/8	BYU	W, 6-5
3/8	BYU	W, 3-1
3/10	Colorado St.	W, 5-4
3/10	Colorado St.	W, 7-1
3/12	at Pepperdine	L, 0-7
3/13	at UCLA	L, 1-3
3/14	at Chapman	L, 1-2
3/15	at Pepperdine	L, 3-6
3/16	at Cal St.-Fullerton	L, 6-10
3/17	at Cal St.-Fullerton	W, 5-2
3/17	at Cal St.-Fullerton	L, 1-4
3/19	Denver	W, 26-1
3/20	Tulsa	W, 4-1
3/20	Idaho	L, 7-13
3/21	Southern Illinois	W, 8-3
3/22	Idaho	L, 7-11
3/22	Tulsa	W, 9-6
3/23	Missouri St.	W, 12-4
3/23	Tulsa	W, 6-5
3/24	Missouri St.	W, 12-0
3/26	Southeastern Okla.	L, 0-11
3/27	Southeastern Okla.	W, 4-2
3/27	Southeastern Okla.	L, 3-5
3/28	Southeastern Okla.	W, 13-6
3/29	Nebraska-Omaha	W, 11-1
3/30	Nebraska-Omaha	W, 14-5
3/30	Nebraska-Omaha	W, 6-3
3/31	Nebraska-Omaha	W, 16-3
4/6	at San Diego St.	L, 1-4
4/6	at San Diego St.	W, 11-3
4/7	at San Diego St.	L, 9-12
4/8	at San Diego St.	L, 2-4
4/20	at UTEP	W, 5-3
4/20	at UTEP	W, 16-4
4/21	at UTEP	W, 3-1
4/21	at UTEP	W, 14-5
4/24	at New Mexico St.	W, 6-4
4/24	at New Mexico St.	W, 12-6
4/27	UNLV	W, 9-6
4/28	UNLV	W, 10-3
4/28	UNLV	W, 14-10
4/30	at Northern Arizona	L, 4-9
4/30	at Northern Arizona	W, 22-7
5/4	San Diego St.	W, 6-3
5/4	San Diego St.	W, 9-1
5/5	San Diego St.	L, 9-10
5/5	San Diego St.	L, 11-12
5/11	UTEP	W, 9-6
5/11	UTEP	W, 10-2
5/12	UTEP	W, 5-0
5/12	UTEP	W, 3-2

1980

(41-22, 16-8 WAC)

Coach: Vince Cappelli

2/8	at Arizona St.	L, 2-16
2/9	at Arizona St.	L, 0-13
2/9	at Arizona St.	L, 0-4
2/15	Northern Arizona	W, 9-5
2/16	BYU	L, 1-10
2/21	! Cal St.-Northridge	L, 5-9
2/22	! Nebraska	L, 5-8
2/23	at UNLV	L, 4-5
2/26	New Mexico St.	L, 3-5
2/26	New Mexico St.	W, 7-5
3/1	Northern Arizona	W, 18-12
3/1	Northern Arizona	W, 10-4
3/2	Northern Arizona	W, 7-3
3/10	Missouri-St. Louis	W, 15-6
3/11	Missouri-St. Louis	W, 8-6
3/11	Missouri-St. Louis	W, 11-9
3/12	Missouri-St. Louis	W, 11-1
3/12	Missouri-St. Louis	W, 7-4
3/14	Colorado Mines	W, 19-3
3/15	Colorado St.	L, 9-11
3/15	Colorado St.	W, 5-4
3/17	Tulsa	L, 5-6 (11)
3/17	Southern Illinois	L, 0-2
3/18	Idaho	W, 6-1
3/18	Wyoming	W, 9-7
3/19	Missouri St.	W, 4-3

3/19	Missouri St.	W, 8-0
3/20	Wyoming	W, 6-2
3/21	Southern Illinois	W, 16-14
3/24	Iowa	W, 16-7
3/25	Nebraska-Omaha	W, 17-6
3/26	Iowa	W, 11-6
3/26	Nebraska-Omaha	W, 8-4
3/27	Nebraska-Omaha	L, 0-2
3/28	Iowa 2	W, 3-2
4/4	at San Diego St.	L, 5-6
4/4	at San Diego St.	L, 0-10
4/5	at San Diego St.	W, 4-3
4/5	at San Diego St.	W, 7-6 (10)
4/11	Hawaii	L, 1-6
4/11	Hawaii	L, 11-13
4/12	Hawaii	W, 14-0
4/12	Hawaii	W, 11-6
4/18	at UTEP	W, 9-1
4/18	at UTEP	W, 21-9
4/19	at UTEP	W, 5-4
4/19	at UTEP	W, 10-6
4/22	at New Mexico St.	L, 5-7
4/22	at New Mexico St.	L, 7-13
4/25	San Diego St.	W, 7-6
4/25	San Diego St.	W, 11-5
4/26	San Diego St.	L, 6-11
4/26	San Diego St.	W, 13-12
4/29	at Northern Arizona	W, 13-5
5/2	UTEP	W, 8-0
5/2	UTEP	W, 14-4
5/3	UTEP	W, 5-5
5/3	UTEP	W, 14-10
5/7	at Hawaii	L, 7-8
5/8	at Hawaii	W, 4-1
5/9	at Hawaii	L, 10-11
5/10	at Hawaii	L, 0-9

! = at Las Vegas, Nev.

1981

(24-30-1, 2-11 WAC)

Coach: Vince Cappelli

2/13	at Texas Tech	L, 5-6
2/13	at Texas Tech	L, 0-6
2/14	at Texas Tech	W, 13-8
2/15	at Texas Tech	L, 5-8
2/20	at #1 Arizona St.	L, 13-16
2/21	at #1 Arizona St.	L, 5-19
2/22	at #1 Arizona St.	L, 2-10
2/24	at New Mexico St.	W, 19-4
2/24	at New Mexico St.	W, 6-2
2/28	Northern Arizona	W, 3-2
2/28	Northern Arizona	W, 5-4
3/1	Northern Arizona	L, 13-17
3/7	Creighton	W, 6-5
3/7	Creighton	L, 4-5
3/8	Creighton	W, 9-3
3/9	Creighton	W, 10-5
3/9	Creighton	W, 11-5
3/14	Colorado St.	W, 6-4
3/14	Colorado St.	L, 4-6
3/15	Colorado St.	W, 10-2
3/18	Wyoming	W, 10-9
3/18	Wyoming	T, 8-8
3/19	Wyoming	L, 9-12
3/20	Wyoming	W, 11-5
3/20	Wyoming	W, 2-1
3/21	Wyoming	W, 7-6
3/23	Southern Illinois	W, 11-4
3/24	Nebraska-Omaha	W, 10-8
3/24	Southern Illinois	L, 3-4
3/25	Nebraska-Omaha	L, 3-5
3/26	Southern Illinois	W, 5-4
3/26	Nebraska-Omaha	W, 10-5
3/27	Nebraska-Omaha	L, 1-2
3/27	Northern Arizona	L, 4-6
3/30	Missouri St.	L, 14-21
3/31	Missouri St.	W, 9-7
4/3	at UNLV	L, 6-12
4/3	at UNLV	L, 2-10
4/4	at UNLV	W, 5-4
4/4	at UNLV	L, 7-22
4/9	#4 Hawaii	W, 10-5
4/10	#4 Hawaii	L, 0-4
4/10	#4 Hawaii	L, 8-18
4/11	#4 Hawaii	L, 2-10
4/11	#4 Hawaii	L, 11-19
4/16	at #7 San Diego St.	L, 0-8
4/17	at #7 San Diego St.	L, 3-12
4/17	at #7 San Diego St.	L, 3-16
4/18	at #7 San Diego St.	L, 1-14
4/18	at #7 San Diego St.	L, 3-8

4/23	at UTEP	L, 5-9
4/24	at UTEP	W, 9-1
4/25	at UTEP	L, 5-6
4/28	at Northern Arizona	L, 6-8
4/28	at Northern Arizona	W, 5-2

1982

(33-29, 9-15 WAC)

Coach: Vince Cappelli

2/12	at UNLV	W, 6-2
2/13	at UNLV	W, 5-3
2/14	UC-Irvine	L, 3-5
2/19	Utah	W, 7-6
2/19	Utah	L, 5-9
2/20	Utah	W, 7-4
2/20	Utah	L, 4-6
2/26	Colorado St.	W, 2-1
2/26	Colorado St.	W, 7-1
2/27	Colorado St.	W, 5-4
2/27	Colorado St.	W, 9-8
3/4	at New Mexico St.	W, 19-8
3/5	at New Mexico St.	L, 3-4
3/6	at New Mexico St.	L, 2-3
3/11	Missouri	L, 3-7
3/12	Missouri	W, 13-0
3/13	Missouri	L, 5-8
3/15	South Dakota St.	W, 15-2
3/16	Wyoming	L, 2-3
3/17	Wyoming	L, 1-5
3/18	Wisconsin-LaCrosse	W, 9-6
3/19	Bradley	L, 2-7
3/19	Toledo	W, 6-2
3/20	Missouri	L, 1-4
3/20	Wyoming	W, 4-2
3/22	SIU-Edwardsville	W, 15-4
3/22	Bradley	W, 9-6
3/23	Toledo	W, 9-3
3/24	Missouri St.	W, 12-2
3/25	Iowa	W, 5-3
3/26	SIU-Edwardsville	W, 7-4
3/26	Bradley	W, 6-0
3/27	Toledo	L, 2-8
3/28	Iowa	W, 11-1
4/2	New Mexico St.	W, 10-9
4/3	New Mexico St.	W, 8-5
4/4	New Mexico St.	W, 6-3
4/6	#17 San Diego St.	L, 5-8
4/6	#17 San Diego St.	L, 5-6
4/7	#17 San Diego St.	W, 10-5
4/7	#17 San Diego St.	L, 1-3
4/9	at UTEP 14, UNM	L, 0-14
4/9	at UTEP 8, UNM	L, 3-8
4/10	at UTEP 9, UNM	L, 3-9
4/10	at UTEP 9, UNM	L, 0-9
4/19	#13 Hawaii	W, 6-5
4/19	#13 Hawaii	W, 17-9
4/20	#13 Hawaii	W, 8-4
4/20	#13 Hawaii	W, 10-8
4/27	at San Diego St.	W, 2-0
4/27	at San Diego St.	L, 5-11
4/28	at San Diego St.	L, 1-3
4/28	at San Diego St.	L, 3-5
5/1	at Hawaii	L, 3-7
5/1	at Hawaii	L, 4-5
5/2	at Hawaii	L, 2-3
5/2	at Hawaii	L, 9-12
5/8	UTEP	W, 10-5
5/8	UTEP	W, 14-5
5/9	UTEP	L, 9-15
5/9	UTEP	W, 10-6

! = at Las Vegas, Nev.

1983

(25-41-1, 5-19 WAC)

Coach: Vince Cappelli

2/11	at #2 Arizona St.	L, 2-5
2/12	at #2 Arizona St.	L, 1-17
2/12	at #2 Arizona St.	L, 2-9
2/18	at UNLV	L, 3-4
2/19	at UNLV	L, 6-13
2/20	UC-Irvine	L, 2-3
2/22	N.M. Highlands	W, 8-0
2/22	N.M. Highlands	W, 12-1
2/25	at Texas Tech	L, 7-13
2/26	at Texas Tech	L, 3-11
2/26	at Texas Tech	W, 3-2
2/27	at Texas Tech	L, 1-12
3/4	New Mexico St.	W, 3-1
3/5	New Mexico St.	L, 3-8
3/11	#15 Nebraska 10	L, 3-10
3/12	Colorado St.	W, 7-2

3/12	#15 Nebraska	L, 0-7
3/14	Colorado St.	W, 9-3
3/14	Colorado St.	W, 11-0
3/16	Wyoming	W, 5-4
3/16	#15 Nebraska	L, 1-6
3/17	Iowa St.	W, 1-0
3/17	Wyoming	W, 5-0
3/18	Iowa St.	L, 2-3
3/19	#15 Nebraska	L, 0-5
3/21	Bradley	T, 3-3
3/21	SIU-Edwardsville	W, 5-1
3/22	Iowa St.	W, 9-6
3/22	Delaware	W, 9-6
3/24	Delaware	W, 6-3
3/24	SIU-Edwardsville	L, 2-3
3/25	Bradley	W, 6-3
3/25	SIU-Edwardsville	L, 7-9
3/26	Delaware	L, 9-10
3/28	Missouri St.	W, 13-4
3/29	Delaware	W, 9-3
3/29	Missouri St.	W, 9-4
3/30	Missouri St.	L, 14-19
3/31	Missouri St.	L, 6-7
3/31	Missouri St.	L, 5-7
4/8	UTEP	L, 3-4
4/8	UTEP	W, 9-2
4/9	UTEP	W, 15-5
4/9	UTEP	L, 2-12
4/14	at #19 Hawaii	L, 1-14
4/15	at #19 Hawaii	L, 1-2
4/15	at #19 Hawaii	L, 0-7
4/16	at #19 Hawaii	L, 0-2
4/18	at #4 San Diego St.	L, 2-3
4/18	at #4 San Diego St.	L, 2-7
4/19	at #4 San Diego St.	L, 2-12
4/19	at #4 San Diego St.	L, 1-12
4/22	UNLV	W, 9-7
4/23	UNLV	L, 0-2
4/26	Hawaii	L, 2-4
4/26	Hawaii	L, 15-16
4/27	Hawaii	W, 6-3
4/27	Hawaii	L, 5-17
4/29	#4 San Diego St.	L, 2-13
4/29	#4 San Diego St.	L, 9-14
4/30	#4 San Diego St.	L, 0-7
4/30	#4 San Diego St.	L, 2-9
5/6	at UTEP	L, 3-9
5/6	at UTEP	W, 13-9
5/7	at UTEP	W, 4-3
5/7	at UTEP	L, 2-7

! = Las Vegas, Nev.

1984

(31-26-1, 10-14 WAC)

Coach: Vince Cappelli

2/10	at #1 Arizona St.	L, 1-5
2/11	at #1 Arizona St.	L, 5-9
2/11	at #1 Arizona St.	L, 2-5
2/17	at UNLV	L, 2-12
2/18	at UNLV	L, 2-6
2/18	at UNLV	L, 3-4 (10)
2/22	N.M. Highlands	W, 11-3
2/22	N.M. Highlands	W, 9-4
2/25	Western N.M.	W, 13-7
2/25	Western N.M.	W, 8-5
3/2	at New Mexico St.	W, 17-10
3/3	at New Mexico St.	W, 4-0
3/3	at New Mexico St.	L, 6-7
3/9	Wichita St.	W, 7-3
3/10	Wichita St.	L, 0-15
3/10	Wichita St.	L, 1-6
3/11	Wichita St.	W, 6-5
3/12	Wichita St.	L, 0-9
3/12	Wichita St.	W, 2-1
3/13	Wyoming	W, 13-5
3/14	Wyoming	W, 16-0
3/15	Wyoming	W, 9-8
3/16	Wyoming	W, 5-4
3/17	Wisconsin	W, 8-0
3/19	SIU-Edwardsville	W, 10-9 (8)
3/20	Delaware	W, 6-0
3/21	SIU-Edwardsville	W, 6-2
3/21	Delaware	L, 3-4 (8)
3/22	Wisconsin	W, 4-0
3/23	SIU-Edwardsville	L, 5-7
3/23	Delaware	W, 11



UNIVERSITY OF NEW MEXICO BASEBALL HISTORY & RECORDS



4/6	UTEP	L, 14-17
4/7	UTEP	L, 6-8 (8)
4/7	UTEP	W, 8-3
4/13	Hawaii	L, 2-9
4/13	Hawaii	L, 10-14
4/14	Hawaii	W, 10-9
4/14	Hawaii	L, 10-14
4/17	#5 San Diego St.	W, 8-3
4/17	#5 San Diego St.	L, 3-10
4/18	#5 San Diego St.	L, 6-8 (8)
4/18	#5 San Diego St.	W, 7-0
4/23	at Hawaii	L, 0-3
4/24	at Hawaii	L, 2-4
4/24	at Hawaii	L, 2-8
4/25	at Hawaii	L, 8-11
4/27	at #10 San Diego St.	L, 2-9
4/27	at #10 San Diego St.	L, 3-6
4/28	at #10 San Diego St.	W, 5-2
4/28	at #10 San Diego St.	W, 7-2
5/4	at UTEP	L, 5-2
5/4	at UTEP	W, 16-4
5/5	at UTEP	W, 6-5
5/5	at UTEP	W, 7-4

1985

(42-17, 14-8 WAC)

Coach: Vince Cappelli

2/9	Texas Tech	L, 11-13
2/9	Texas Tech	W, 7-6
2/10	Texas Tech	W, 18-3
2/16	at New Mexico St.	W, 19-2
2/16	at New Mexico St.	W, 7-4
2/17	at New Mexico St.	W, 7-2
2/22	N.M. Highlands	W, 14-6
2/26	Western N.M.	W, 4-3
2/26	Western N.M.	W, 11-4
3/2	New Mexico St.	W, 14-7
3/2	New Mexico St.	W, 13-1
3/3	New Mexico St.	W, 25-5
3/9	at Loyola Marymount	W, 6-0
3/9	at Loyola Marymount	L, 0-17
3/10	at Loyola Marymount	W, 20-11
3/11	at Long Beach St.	W, 8-7
3/11	at Long Beach St.	W, 9-3
3/12	at Southern Cal	W, 7-1
3/13	at Cal St.-Fullerton	W, 10-7
3/15	#11 Nebraska	W, 6-5
3/15	#11 Nebraska	L, 3-12
3/16	Missouri	L, 5-11
3/16	#11 Nebraska	L, 6-15
3/17	#11 Nebraska	W, 15-9
3/18	Utah	L, 2-11
3/20	Utah	W, 5-4
3/21	Wyoming	W, 11-0
3/22	Wyoming	W, 4-2
3/23	Utah	L, 5-7
3/23	Missouri	W, 4-3
3/24	Iowa	W, 4-0
3/26	Iowa	W, 27-13
3/27	Iowa	W, 12-3
3/29	Iowa	W, 21-10
3/30	Iowa	W, 13-7
4/5	at UTEP	W, 11-9
4/5	at UTEP	L, 7-8 (10)
4/6	at UTEP	W, 10-0
4/6	at UTEP	W, 8-1
4/11	at #23 Hawaii	W, 6-2
4/12	at #23 Hawaii	W, 8-5
4/12	at #23 Hawaii	W, 8-3
4/13	at #23 Hawaii	L, 1-9
4/15	at San Diego St. ¹⁹	W, 4-1
4/15	at San Diego St. ¹⁹	W, 2-1 (10)
4/16	at San Diego St. ¹⁹	L, 5-6
4/16	at San Diego St. ¹⁹	L, 3-13
4/23	Hawaii ¹⁹	W, 7-6
4/23	Hawaii ¹⁹	W, 11-1
4/24	Hawaii ¹⁹	W, 7-5
4/24	Hawaii ¹⁹	W, 11-8
4/26	San Diego St. ¹⁹	W, 3-0
4/26	San Diego St. ¹⁹	W, 3-2
5/3	UTEP ¹⁴	W, 6-2
5/3	UTEP ¹⁴	L, 3-6
5/4	UTEP ¹⁴	L, 6-9
5/4	UTEP ¹⁴	L, 9-12
5/16	*Utah ¹⁶	L, 13-14
5/17	*Hawaii ¹⁶	L, 11-12

^ = WAC Tournament, Provo, Utah

1986

(26-21-1, 16-8 WAC)

Coach: Vince Cappelli

2/15	at New Mexico St.	L, 2-11
2/15	at New Mexico St.	W, 8-6
2/16	at New Mexico St.	W, 21-5
2/18	N.M. Highlands	W, 5-0
2/18	N.M. Highlands	W, 7-4
2/25	Western N.M.	W, 13-8
2/25	Western N.M.	L, 3-9
3/7	at Cal St.-Fullerton	L, 4-18
3/8	at Cal St.-Fullerton	L, 1-17
3/9	at Cal St.-Fullerton	L, 3-9
3/11	at #13 Loyola Marymount	L, 5-23
3/12	at UCLA	L, 0-7
3/12	at UC-Irvine	T, 7-7
3/16	Hartford	W, 15-10
3/18	Hartford	W, 14-1
3/19	Wyoming	W, 9-3
3/21	Hartford	W, 26-12
3/21	Hartford	W, 14-1
3/27	at #14 Oklahoma St.	L, 2-13
3/28	at #11 Wichita St.	L, 5-6
3/29	at #11 Wichita St.	L, 5-20
3/29	at #11 Wichita St.	L, 3-16
4/5	Air Force	W, 8-2
4/5	Air Force	W, 14-7
4/6	Air Force	W, 5-2
4/6	Air Force	W, 11-1
4/8	ABQ Dukes	L, 2-3 (Ex.)
4/12	Wyoming	L, 8-12
4/12	Wyoming	L, 8-11
4/13	Wyoming	L, 16-19 (8)
4/13	Wyoming	L, 4-15
4/19	at Colorado St.	W, 7-5
4/19	at Colorado St.	W, 9-6
4/20	at Colorado St.	W, 10-6
4/20	at Colorado St.	W, 15-5
4/25	at Air Force	L, 9-13
4/25	at Air Force	W, 18-8
4/26	at Air Force	W, 22-2
4/26	at Air Force	W, 13-2
4/28	at Wyoming	L, 17-20
4/28	at Wyoming	L, 12-13 (11)
4/29	at Wyoming	W, 16-12
4/29	at Wyoming	L, 6-16
5/3	Colorado St.	W, 13-7
5/3	Colorado St.	L, 9-10
5/4	Colorado St.	W, 10-1
5/4	Colorado St.	W, 9-5
5/8	*#17 San Diego St.	L, 4-8
5/9	*Wyoming	L, 7-11

1987

(29-29, 13-8 WAC)

Coach: Vince Cappelli

2/7	at Texas Tech	L, 3-5
2/7	at Texas Tech	L, 4-17
2/8	at Texas Tech	W, 9-8
2/14	New Mexico St.	W, 10-9
2/14	New Mexico St.	W, 6-0
2/15	New Mexico St.	W, 11-7
2/20	at UNLV	W, 11-5
2/21	at UNLV	L, 4-5
2/22	at UNLV	L, 1-10
2/24	Western N.M.	L, 10-12
3/3	Wyoming	W, 5-4
3/3	Wyoming	W, 2-0
3/4	Wyoming	L, 2-7
3/7	at New Mexico St.	L, 3-7
3/7	at New Mexico St.	W, 10-0
3/8	at New Mexico St.	L, 7-8
3/13	N.M. Highlands	W, 10-8
3/13	N.M. Highlands	W, 15-7
3/14	Wisconsin	W, 11-8
3/16	Missouri St.	L, 4-11
3/17	Colorado St.	W, 11-2
3/17	Colorado St.	L, 4-8
3/18	Wisconsin	L, 2-4
3/19	Wichita St.	L, 10-12
3/19	Wichita St.	W, 6-3
3/20	Wisconsin	W, 2-0
3/20	Missouri St.	L, 4-13
3/21	Missouri St.	W, 7-5
3/23	! Washington	L, 1-16
3/24	! Tulane	L, 2-9
3/25	! BYU	L, 7-8
3/25	! Cal	L, 9-10
3/27	! Bowling Green	L, 0-3
3/27	at Cal-Riverside	L, 0-16
3/28	! Dartmouth	W, 5-1
4/3	at Utah	L, 2-7
4/3	at Utah	W, 12-8

4/4	at Utah	W, 11-7
4/4	at Utah	W, 19-7
4/6	at BYU	L, 6-14
4/6	at BYU	W, 11-9
4/7	at BYU	L, 1-12
4/7	at BYU	L, 2-19
4/11	Air Force	W, 14-9
4/11	Air Force	W, 19-9
4/12	Air Force	W, 5-2
4/17	BYU	W, 9-8
4/17	BYU	W, 14-10
4/18	BYU	L, 6-10
4/18	BYU	L, 5-13
4/24	Utah	L, 4-7
4/24	Utah	W, 9-5
4/25	Utah	W, 10-8
4/25	Utah	W, 19-9
5/2	at Air Force	L, 9-10
5/2	at Air Force	W, 5-2
5/7	*Hawaii	L, 3-6
5/8	*BYU	L, 8-22

! = at Riverside, Calif.

^ = WAC Tournament, Provo, Utah

1988

(23-31-1, 11-17 WAC)

Coach: Vince Cappelli

2/6	Texas Tech	W, 10-4
2/6	Texas Tech	L, 4-21
2/7	Texas Tech	T, 10-10
2/12	at New Mexico St.	W, 11-10
2/13	at New Mexico St.	L, 2-9
2/13	at New Mexico St.	L, 3-10
2/19	at UNLV	L, 0-14
2/20	at UNLV	L, 3-13
2/20	at UNLV	L, 3-7
2/21	at UNLV	W, 7-4
2/24	N.M. Highlands	L, 2-3
2/24	N.M. Highlands	W, 7-6
2/27	Western N.M.	W, 11-0
2/27	Western N.M.	W, 6-2
3/5	New Mexico St.	W, 9-8
3/5	New Mexico St.	L, 9-27
3/6	New Mexico St.	L, 6-12
3/11	at #13 Wichita St.	W, 13-11
3/12	at #13 Wichita St.	W, 13-7
3/13	at #13 Wichita St.	W, 11-3
3/14	at #24 Oklahoma	L, 2-6
3/15	at #24 Oklahoma	W, 11-2
3/16	at Oral Roberts	L, 3-5
3/18	at TCU	L, 2-15
3/19	at TCU	W, 4-2
3/19	at TCU	W, 11-5
3/19	at TCU	W, 9-8
3/26	Wyoming	L, 2-3
3/26	Wyoming	W, 13-11
3/27	Wyoming	W, 11-7
3/27	Wyoming	W, 14-12
4/8	Hawaii	L, 9-14
4/8	Hawaii	L, 19-4
4/9	Hawaii	W, 14-4
4/9	Hawaii	L, 2-9
4/22	at San Diego St.	L, 0-4
4/23	at San Diego St.	L, 0-13
4/23	at San Diego St.	L, 4-8
4/24	at San Diego St.	L, 2-7
4/29	at BYU	L, 3-5
4/29	at BYU	L, 5-24
4/30	at BYU	L, 9-14
4/30	at BYU	L, 10-20
5/7	at Colorado St.	L, 6-7
5/7	at Colorado St.	W, 8-6
5/8	at Colorado St.	W, 14-12
5/8	at Colorado St.	W, 15-13
5/13	Air Force	W, 8-3
5/13	Air Force	L, 0-11
5/14	Air Force	L, 5-12
5/14	Air Force	W, 21-11
5/16	Utah	W, 9-2
5/16	Utah	W, 9-1
5/17	Utah	L, 5-7
5/17	Utah	L, 2-13

1989

(10-37-1, 6-20 WAC)

Coach: Vince Cappelli

2/11	New Mexico St.	L, 4-10
2/11	New Mexico St.	L, 5-10
2/12	New Mexico St.	W, 15-10
2/17	at UNLV	L, 0-7
2/18	at UNLV	L, 5-8
2/18	at UNLV	L, 0-14
2/19	at UNLV	L, 5-10

2/24	N.M. Highlands	W, 3-2
2/25	N.M. Highlands	L, 3-7
2/25	N.M. Highlands	W, 10-3
2/28	Western N.M.	L, 2-3
2/28	Western N.M.	T, 10-10
3/4	at New Mexico St.	L, 3-7
3/4	at New Mexico St.	L, 3-4
3/5	at New Mexico St.	L, 6-7
3/9	Mesa St.	L, 3-7
3/9	Mesa St.	L, 4-6
3/10	Mesa St.	W, 8-6
3/14	#7 Wichita St.	L, 3-9
3/15	#7 Wichita St.	L, 4-21
3/16	#7 Wichita St.	L, 2-20
3/17	#7 Wichita St.	L, 2-28
3/24	Colorado St.	W, 7-0
3/24	Colorado St.	W, 4-3
3/25	Colorado St.	W, 12-5
3/25	Colorado St.	L, 2-13
4/8	San Diego St.	L, 3-10
4/8	San Diego St.	L, 2-11
4/9	San Diego St.	L, 3-6
4/9	San Diego St.	W, 8-1
4/14	BYU	L, 1-5
4/14	BYU	L, 3-2
4/15	BYU	L, 5-14
4/15	BYU	L, 12-14
4/21	at Hawaii	L, 2-22
4/22	at Hawaii	L, 2-6
4/22	at Hawaii	L, 1-22
4/23	at Hawaii	L, 4-14
4/29	at Utah	L, 3-7
4/29	at Utah	L, 7-12
4/30	at Utah	W, 15-8
4/30	at Utah	W, 9-4
5/6	at Wyoming	L, 6-7
5/6	at Wyoming	L, 1-11
5/7	at Wyoming	L, 5-6
5/7	at Wyoming	L, 3-11
5/13	at Air Force	L, 8-13
5/13	at Air Force	L, 5-7

1990

(25-31, 10-16 WAC)

Coach: Rich Alday

2/2	at Texas Tech	L, 6-15
2/3	at Texas Tech	L, 0-2
2/4	at Texas Tech	W, 11-8
2/10	New Mexico St.	L, 7-10
2/10	New Mexico St.	W, 5-1
2/10	New Mexico St.	W, 7-6 (10)
2/23	at #16 Long Beach St.	L, 3-10
2/24	at #16 Long Beach St.	L, 2-4
2/25	at #16 Long Beach St.	L, 7-8
2/27	Western N.M.	W, 1-0
2/27	Western N.M.	W, 12-2
2/28	N.M. Highlands	W, 10-6
2/28	N.M. Highlands	W, 17-1
3/2	at UNLV	L, 5-6
3/3	at UNLV	L, 1-9
3/3	at UNLV	L, 9-12
3/9	Regis	W, 13-5
3/12	Western Illinois	W, 8-3
3/13	Western Illinois	W, 13-4
3/14	Western Illinois	W, 13-6
3/18	C.W. Post	W, 12-4
3/19	C.W. Post	W, 8-2
3/20	at #2 Wichita St.	L, 0-12
3/21	at #2 Wichita St.	L, 4-8
3/21	at #2 Wichita St.	L, 2-4
3/21	at #2 Wichita St.	L, 1-15
3/24	Wyoming	L, 3-5
3/24	Wyoming	W, 7-4
3/25	Wyoming	L, 11-12
3/25	Wyoming	W, 11-2
3/28	N.M. Highlands	W, 12-10
4/6	San Diego St.	L, 3-15
4/7	San Diego St.	L, 0-1
4/7	San Diego St.	L, 4-5
4/8	San Diego St.	L, 4-11
4/10	at New Mexico St.	L, 3-11
4/10	at New Mexico St.	W, 5-4
4/13	at Air Force	W, 9



UNIVERSITY OF NEW MEXICO BASEBALL HISTORY & RECORDS



5/4	BYU	L, 8-12
5/5	BYU	W, 6-5 (8)
5/5	BYU	W, 3-0
5/12	at Hawaii	L, 2-7
5/12	at Hawaii	L, 3-4
5/13	at Hawaii	L, 0-3
5/14	at Hawaii	L, 0-2

1991 (25-33, 13-15 WAC) Coach: Rich Alday

1/26	at #23 Arizona	W, 5-3
1/27	at #23 Arizona	L, 7-13
1/28	at #23 Arizona	L, 6-7
2/1	at #2 Long Beach St.	L, 2-13
2/2	at #2 Long Beach St.	L, 3-4 (10)
2/3	at #2 Long Beach St.	L, 0-11
2/11	Texas Tech	L, 11-15
2/12	Texas Tech	L, 5-13
2/15	at UNLV	L, 0-8
2/16	at UNLV	W, 10-7
2/17	at UNLV	W, 9-1
2/22	N.M. Highlands	W, 8-4
2/23	N.M. Highlands	W, 15-2
3/1	College of the SW	W, 11-6
3/9	at Grand Canyon	L, 4-18
3/10	at Grand Canyon	L, 1-9
3/10	! Kentucky	L, 3-11
3/12	#10 Wichita St.	W, 7-6 (10)
3/13	#10 Wichita St.	L, 10-13
3/13	#10 Wichita St.	L, 7-11
3/14	#10 Wichita St.	W, 6-3
3/16	Utah	W, 6-3
3/16	Utah	L, 9-10
3/17	Utah	L, 5-7
3/17	Utah	W, 11-3
3/22	at New Mexico St.	W, 13-9 (10)
3/23	New Mexico St.	W, 5-2
3/23	New Mexico St.	L, 0-16
3/26	% BYU	W, 8-1
3/27	at Cal-Riverside	W, 3-1
3/28	% Lafayette	L, 0-3
3/29	% Washington	L, 5-11
3/30	% Oregon St.	L, 4-5
4/5	at San Diego St.	L, 2-6
4/6	at San Diego St.	L, 6-7
4/6	at San Diego St.	W, 9-8
4/7	at San Diego St.	L, 2-4
4/13	Colorado St.	L, 1-4
4/13	Colorado St.	W, 4-3
4/14	Colorado St.	L, 4-9
4/14	Colorado St.	W, 5-3
4/19	at BYU	L, 5-6 (10)
4/19	at BYU	L, 4-5
4/20	at BYU	L, 8-20
4/20	at BYU	L, 5-6
4/26	#9 Hawaii	L, 8-12
4/26	#9 Hawaii	W, 10-2
4/27	#9 Hawaii	L, 15-17
4/27	#9 Hawaii	W, 11-6
5/1	at New Mexico St.	L, 9-14
5/3	Air Force	W, 14-1
5/4	Air Force	W, 11-1
5/4	Air Force	W, 12-5
5/5	Air Force	W, 4-1
5/10	at Wyoming	L, 8-22
5/11	at Wyoming	L, 4-7
5/11	at Wyoming	W, 8-2
5/12	at Wyoming	W, 6-2

1992 (34-25-1, 18-10 WAC) Coach: Rich Alday

1/25	at #8 Arizona	L, 1-8
1/26	at #8 Arizona	L, 11-15
1/27	at #8 Arizona	L, 4-18
1/31	Tarleton St.	W, 9-5
2/1	Tarleton St.	W, 18-4
2/2	Tarleton St.	W, 6-2
2/7	at UNLV	L, 2-9
2/8	at UNLV	L, 4-5
2/9	at UNLV	L, 3-5
2/15	New Mexico St.	W, 15-6
2/16	New Mexico St.	W, 7-4
2/17	College of the SW	W, 8-1
2/17	College of the SW	W, 12-3
2/23	N.M. Highlands	W, 21-10
2/23	N.M. Highlands	W, 12-0
2/29	at New Mexico St.	L, 6-11
3/1	at New Mexico St.	L, 5-7
3/2	Regis	W, 14-7

3/6	at Texas Tech	L, 0-4
3/7	at Texas Tech	W, 1-0
3/8	at Texas Tech	L, 1-6
3/16	! Nebraska	W, 3-1
3/17	! Washington St.	T, 8-8
3/18	at Fresno St.	L, 4-9
3/19	! Wyoming	L, 2-4
3/20	! Cal St.-Northridge	L, 5-7
3/21	! Creighton	W, 4-0
3/29	Wyoming	W, 14-4
3/29	Wyoming	W, 6-5
3/30	Wyoming	L, 1-6
3/30	Wyoming	L, 2-6
4/4	at Colorado St.	W, 10-3
4/4	at Colorado St.	W, 2-0
4/5	at Colorado St.	W, 3-2
4/5	at Colorado St.	L, 2-3
4/10	at #12 Hawaii	W, 11-12
4/11	at #12 Hawaii	L, 1-3
4/11	at #12 Hawaii	L, 2-10
4/12	at #12 Hawaii	L, 3-4
4/17	San Diego St.	L, 6-9
4/18	San Diego St.	L, 2-4
4/18	San Diego St.	W, 11-10
4/19	San Diego St.	W, 13-5
4/24	BYU	W, 13-9
4/24	BYU	L, 4-12
4/25	BYU	W, 3-2
4/25	BYU	W, 13-5
5/2	at Air Force	L, 3-8
5/2	at Air Force	W, 12-8
5/3	at Air Force	W, 9-7
5/3	at Air Force	W, 16-5
5/9	Utah	L, 6-7
5/9	Utah	W, 11-5
5/10	Utah	W, 17-1
5/10	Utah	W, 3-1
5/14	^ #13 Hawaii	L, 1-7
5/15	^ BYU	W, 7-3
5/15	^ San Diego St.	W, 2-1
5/16	^ #13 Hawaii	W, 7-2
5/16	^ #13 Hawaii	L, 3-5

! = at Fresno, Calif.
^ = WAC Tournament, Honolulu, Hawaii

1993 (35-21, 15-9 WAC) Coach: Rich Alday

1/30	at #2 Arizona	W, 10-4
1/31	at #2 Arizona	L, 3-12
2/1	at #2 Arizona	L, 5-15
2/6	Eastern N.M.	W, 10-5
2/6	Eastern N.M.	W, 20-5
2/12	at UNLV	W, 13-5
2/13	at UNLV	W, 8-6
2/14	at UNLV	L, 3-7
2/19	at Tarleton St.	W, 6-2
2/19	at Tarleton St.	W, 10-4
2/20	Tarleton St.	W, 15-1
2/23	at #9 Arizona St.	L, 3-14
2/24	at #9 Arizona St.	W, 9-8
2/25	Texas Tech	W, 15-10
2/26	Texas Tech	L, 5-12
2/27	Texas Tech	W, 12-0
3/3	New Mexico St.	L, 2-3
3/3	New Mexico St.	L, 5-15
3/6	at Regis	W, 9-0
3/6	at Regis	W, 15-5
3/7	at Regis	W, 17-77
3/9	Western N.M.	W, 14-9
3/10	Western N.M.	W, 7-4
3/12	Utah	W, 9-4
3/13	Utah	W, 26-8
3/14	Utah	W, 17-6
3/18	at SE Louisiana	L, 3-14
3/19	at #4 LSU	L, 9-3
3/21	at #4 LSU	L, 1-14
3/21	at #4 LSU	L, 5-8
3/22	Nebraska	W, 14-4
3/23	Nebraska	W, 11-6
3/24	Nebraska	L, 6-12
3/28	at Air Force	W, 14-5
3/28	at Air Force	W, 5-1
3/28	at Air Force	W, 8-2
4/2	Wyoming	W, 14-13
4/3	Wyoming	W, 8-7
4/3	Wyoming	W, 9-2
4/9	at BYU	W, 10-7
4/10	at BYU	L, 3-11
4/10	at BYU	L, 5-6
4/16	at Utah	W, 18-1
4/17	at Utah	L, 10-11
4/17	at Utah	L, 6-8
4/24	at Wyoming	L, 2-3

4/24	at Wyoming	W, 6-2
4/25	at Wyoming	L, 5-7
5/1	Air Force	W, 16-1
5/1	Air Force	L, 1-6
5/2	Air Force	W, 8-4
5/4	at New Mexico St.	W, 22-8
5/4	at New Mexico St.	L, 12-14
5/14	BYU	L, 4-13
5/15	BYU	W, 7-1
5/15	BYU	L, 10-12

1994 (32-24, 14-10 WAC) Coach: Rich Alday

1/28	at Arizona	L, 1-4
1/29	at Arizona	W, 10-8
1/30	at Arizona	W, 11-8
2/4	at #13 Arizona St.	L, 6-20
2/5	at #13 Arizona St.	L, 7-10
2/6	at #13 Arizona St.	W, 6-5
2/12	Regis	W, 15*5
2/13	Regis	W, 8-4
2/18	! #7 Oklahoma St.	L, 2-8
2/19	! Missouri St.	L, 2-7
2/20	at Texas-Arlington	L, 4-5
2/25	at Texas Tech	L, 1-15
2/26	at Texas Tech	L, 4-8
2/27	at Texas Tech	L, 3-4 (11)
3/1	Eastern N.M.	W, 10-1
3/1	Eastern N.M.	W, 5-2
3/4	Wyoming	L, 6-7
3/5	Wyoming	W, 6-5
3/5	Wyoming	W, 13-6
3/6	New Mexico St.	W, 13-11
3/7	New Mexico St.	W, 11-4
3/10	CSU-Pueblo	L, 13-14
3/11	CSU-Pueblo	W, 12-8
3/14	% Nebraska	W, 6-5
3/15	% Washington St.	L, 0-11
3/16	% Nevada	L, 1-7
3/17	% #16 Kentucky	W, 5-4
3/18	% Maine	L, 2-8
3/19	% Nevada	L, 5-7
3/25	BYU	W, 12-11
3/26	BYU	W, 8-7 (10)
3/26	BYU	L, 6-18
4/2	at Air Force	L, 6-14
4/3	at Air Force	L, 4-9
4/3	at Air Force	W, 15-13
4/5	at New Mexico St.	L, 2-5
4/5	at New Mexico St.	W, 10-9
4/9	at Wyoming	W, 6-5
4/9	at Wyoming	L, 0-9
4/10	at Wyoming	L, 7-12
4/12	Wayland Baptist	W, 18-7
4/13	Wayland Baptist	W, 10-5
4/15	Lubbock Christian	W, 9-8
4/15	Lubbock Christian	W, 15-6
4/23	Utah	W, 24-2
4/23	Utah	W, 12-5
4/24	Utah	W, 18-10
4/29	at BYU	L, 1-9
4/30	at BYU	L, 3-12
4/30	at BYU	L, 9-10
5/7	Air Force	W, 11-5
5/7	Air Force	W, 9-3
5/8	Air Force	W, 15-6
5/14	at Utah	W, 6-5
5/14	at Utah	W, 9-3
5/15	at Utah	L, 12-17

1995 (29-26, 21-9 WAC) Coach: Rich Alday

1/27	at Arizona	L, 7-8
1/28	at Arizona	W, 10-4
1/29	at Arizona	L, 5-6
2/3	at UNLV	L, 2-7
2/4	at UNLV	L, 0-6
2/5	at UNLV	L, 8-7
2/10	at Grand Canyon	L, 4-5 (11)
2/11	at Grand Canyon	L, 4-11
2/12	at Grand Canyon	W, 4-2
2/17	Texas Tech	L, 1-8
2/18	Texas Tech	L, 6-23
2/19	Texas Tech	L, 8-9
2/24	at Texas-Arlington	W, 8-4 (10)
2/25	at Texas-Arlington	L, 1-2
2/26	at Texas-Arlington	W, 14-7
3/3	BYU	W, 12-11
3/4	BYU	L, 3-4

3/4	BYU	L, 11-23
3/10	! Illinois	W, 6-0
3/11	! Alabama	L, 1-3
3/11	at Texas A&M	W, 4-3
3/12	! Alabama	L, 3-15
3/13	! Illinois	L, 3-4
3/13	at Texas A&M	L, 3-4
3/16	% Oral Roberts	W, 11-6
3/17	& New Mexico St.	L, 4-8
3/18	at New Mexico St.	L, 2-6
3/19	% Nebraska	L, 15-16
3/24	Washington	L, 8-16
3/25	Washington	W, 12-8
3/26	Washington	W, 25-8
4/2	at Wyoming	W, 4-3
4/2	at Wyoming	L, 1-10
4/3	at Wyoming	W, 16-8
4/8	Utah	W, 16-8
4/8	Utah	W, 16-7
4/9	Utah	W, 15-9
4/15	Air Force	W, 16-6
4/15	Air Force	W, 11-10
4/16	Air Force	W, 6-5
4/21	Grand Canyon	W, 10-5
4/22	Grand Canyon	W, 10-1
4/23	Grand Canyon	W, 5-2
4/28	at BYU	L, 4-5
4/29	at BYU	W, 4-3
4/29	at BYU	W, 5-4 (8)
5/1	at Utah	W, 8-4
5/1	at Utah	W, 12-1
5/2	at Utah	L, 12-13
5/6	Wyoming	W, 12-8
5/6	Wyoming	W, 9-3
5/7	Wyoming	W, 16-6
5/13	at Air Force	L, 4-8
5/13	at Air Force	W, 9-6
5/14	at Air Force	L, 6-13

! = at College Station, Texas
% = at Las Cruces, N.M.
& = at El Paso, Texas

1996 (27-24, 19-9 WAC) Coach: Rich Alday

1/26	at Arizona	L, 5-7
1/27	at Arizona	W, 10-7
1/28	at Arizona	L, 4-6
2/5	Eastern N.M.	W, 8-7 (14)
2/6	Eastern N.M.	W, 15-2
2/10	at Lubbock Christian	L, 5-6
2/11	at Lubbock Christian	W, 7-5
2/16	at UNLV	L, 10-12
2/17	at UNLV	L, 6-7
2/18	at UNLV	L, 5-13
2/22	at #8 Texas Tech	L, 5-8
2/23	! New Mexico St.	L, 1-2
2/24	! Eastern Michigan	W, 6-5
2/25	! Eastern Michigan	L, 11-20
3/1	BYU	W, 14-2
3/2	BYU	L, 3-5
3/2	BYU	W, 8-7
3/5	% Indiana St.	L, 2-7
3/5	% Navy	W, 17-5
3/8	Air Force	W, 11-8
3/9	Air Force	W, 7-5
3/9	Air Force	L, 8-15
3/11	& Creighton	W, 5-0
3/13	& Pacific	L, 0-5
3/14	& Oregon St.	L, 4-5
3/15	& St. Coach: John's	L, 4-7
3/16	& Creighton	L, 2-3
3/23	Utah	W, 10-5
3/23	Utah	W, 11-10
3/24	Utah	W, 12-7
3/28	Grand Canyon	W, 12-8
3/28	Grand Canyon	W, 5-4
3/30	Grand Canyon	L, 2-7
4/1	at Utah	W, 3-0
4/1	at Utah	W, 9-4
4/2	at Utah	L, 1-3
4/6	at Air Force	W, 4-3
4/6	at Air Force	L, 2-13
4/7	at Air Force	W, 9-6
4/19	at BYU	L, 6-7
4/23	New Mexico St.	L, 4-5
4/23	New Mexico St.	W, 13-4
4/27	Wyoming	W, 11-7
4/27	Wyoming	L, 7-8 (8)
4/28	Wyoming	L, 5-8
4/28	Wyoming	W, 10-5
4/29	Wyoming	W, 8-3
4/29	Wyoming	W, 6-1

YEAR-BY-YEAR RESULTS



UNIVERSITY OF NEW MEXICO BASEBALL HISTORY & RECORDS



5/2 at Grand Canyon L, 4-10
5/3 at Grand Canyon W, 6-3
5/4 at Grand Canyon W, 6-5
! = at Lubbock, Texas
% = at Las Cruces, N.M.
& = at Fresno, Calif.

1997

(25-32, 10-20 WAC)
Coach: Rich Alday
1/31 at Arizona W, 7-3 (11)
2/1 at Arizona L, 4-6
2/2 at Arizona L, 1-8
2/7 New Mexico St. W, 14-3
2/8 New Mexico St. L, 11-13
2/9 New Mexico St. W, 12-11
2/13 at Grand Canyon L, 6-10
2/14 at Grand Canyon W, 10-4
2/15 ! #21 Oklahoma St. L, 1-8
2/17 Lubbock Christian W, 21-6
2/18 Lubbock Christian W, 16-15
2/21 at New Mexico St. W, 13-8
2/22 % Northwestern W, 21-17
2/23 at New Mexico St. L, 11-12 (11)
3/1 Utah W, 5-4
3/1 Utah L, 9-10
3/2 Utah L, 5-9
3/7 at TCU L, 3-10
3/8 at TCU L, 5-8
3/9 at TCU L, 1-5
3/14 Hawaii W, 25-23
3/15 Hawaii W, 19-10
3/16 Hawaii L, 8-16
3/18 Air Force W, 14-4
3/18 Air Force W, 9-8
3/21 #8 Rice W, 11-8
3/22 #8 Rice L, 4-6 (8)
3/22 #8 Rice L, 9-10
3/25 & #12 Wichita St. L, 2-8
3/25 at Hawaii L, 5-16 (7)
3/26 & Nebraska W, 7-5
3/27 & #24 Cal St.-Northridge L, 6-10
3/28 & Washington L, 5-9
3/29 & #24 Cal St.-Northridge L, 1-5
3/30 & Nebraska L, 2-5
4/4 at BYU W, 14-7
4/5 at BYU L, 3-7
4/5 at BYU L, 6-22
4/12 UNLV L, 9-10
4/13 UNLV W, 7-5
4/13 UNLV L, 9-12
4/15 at Air Force W, 8-6
4/15 at Air Force W, 17-1
4/18 at #14 Rice L, 1-4
4/20 at #14 Rice L, 5-10
4/20 at #14 Rice L, 1-3
4/26 TCU L, 14-15
4/27 TCU W, 12-2
4/27 TCU L, 5, 13
4/30 Eastern N.M. W, 20-3
4/30 Eastern N.M. W, 7-6
5/2 at San Diego St. L, 2-5
5/3 at San Diego St. L, 3-5
5/4 at San Diego St. W, 7-3
5/9 at UNLV L, 8-13
5/10 at UNLV W, 8-6
5/11 at UNLV W, 11-7
! = at Phoenix, Ariz.
% = at Las Cruces, N.M.
& = at Honolulu, Hawaii

1998

(27-31, 13-16 WAC)
Coach: Rich Alday
1/30 at #24 Arizona L, 8-9
1/31 at #24 Arizona L, 8-21
2/1 at #24 Arizona L, 6-15
2/3 #8 Texas Tech W, 7-6
2/6 at #9 Rice L, 5-15
2/7 at #9 Rice L, 2-4
2/8 at #9 Rice L, 5-8
2/10 N.M. Highlands W, 8-2
2/12 Eastern N.M. W, 11-10
2/13 Eastern N.M. W, 18-17
2/14 Lubbock Christian W, 15-6
2/18 at Point Loma Nazarene W, 5-3
2/19 ! #12 Washington L, 5-8
2/20 ! Oregon St. L, 0-11
2/21 ! UC Santa Barbara L, 3-12
2/21 ! Portland L, 1-15
2/24 at New Mexico St. L, 8-13
2/25 at New Mexico St. W, 25-13
2/28 Texas-Arlington W, 17-2

2/28 Texas-Arlington L, 15-22
3/1 Texas-Arlington W, 10-8
3/3 N.M. Highlands W, 9-5
3/6 at TCU L, 4-9
3/7 at TCU W, 9-2
3/13 San Jose St. W, 8-3
3/14 San Jose St. W, 6-5
3/17 at #23 Texas Tech L, 7-11
3/17 at #23 Texas Tech L, 3-4
3/20 Grand Canyon W, 10-2
3/21 Grand Canyon L, 3-10
3/22 Grand Canyon W, 10-9
3/28 at Fresno St. L, 4-7
3/29 at Fresno St. L, 1-7
3/29 at Fresno St. L, 6-12
4/3 at UNLV L, 7-8
4/4 at UNLV W, 15-10
4/5 at UNLV L, 11-13
4/7 New Mexico St. L, 15-18
4/10 #12 Rice L, 10-14
4/11 #12 Rice L, 7-28
4/12 #12 Rice W, 27-26
4/14 New Mexico St. W, 20-7
4/19 at Air Force W, 13-11
4/19 at Air Force L, 5-8
4/24 TCU W, 14-11
4/25 TCU L, 3-4
4/25 TCU L, 6-11
4/28 at #12 Arizona St. L, 7-12
4/29 at #12 Arizona St. W, 8-7
5/6 at Air Force W, 15-4
5/8 UNLV L, 12-13
5/9 UNLV W, 12-11
5/10 UNLV W, 16-8
5/11 San Jose St. W, 15-14
5/13 #7 Rice L, 11-15
5/14 Grand Canyon W, 2-1
5/15 San Diego St. W, 7-6
5/15 Fresno St. L, 2-3 (10)
! = at San Diego, Calif.
^ = WAC Tournament, San Diego, Calif.

1999

(29-30-1, 14-15 WAC)
Coach: Rich Alday
1/29 at Grand Canyon L, 5-7
1/30 at Grand Canyon W, 20-11
1/31 at Grand Canyon L, 9-11
2/4 at Arizona L, 5-15
2/5 at Arizona L, 4-5
2/6 at Arizona L, 3-9
2/12 at #12 Arizona St. L, 1-8
2/13 at #12 Arizona St. W, 7-6
2/14 at #12 Arizona St. L, 4-5
2/16 N.M. Highlands W, 8-6
2/19 Eastern N.M. W, 10-7
2/20 Eastern N.M. W, 19-2
2/21 Eastern N.M. W, 13-6
2/23 #23 Texas Tech L, 5-12
2/26 BYU L, 14-17
2/27 BYU W, 14-6
2/27 BYU L, 11-12
3/2 at #18 Texas Tech L, 3-16
3/5 at San Jose St. L, 2-4
3/6 at San Jose St. L, 0-3
3/7 at San Jose St. L, 1-15
3/8 ! #5 North Carolina L, 4-7
3/9 ! Portland W, 8-4
3/10 ! Navy T, 9-9
3/11 ! Seton Hall L, 4-10
3/12 ! Gonzaga W, 5-3
3/13 ! Portland W, 8-3
3/19 TCU L, 0-1
3/20 TCU L, 3-4
3/21 TCU W, 17-16
3/23 at New Mexico St. L, 16-10
3/26 at Utah W, 7-6
3/27 at Utah L, 8-9
3/28 at Utah W, 4-3 (12)
3/30 New Mexico St. W, 28-18
4/1 Fresno St. W, 27-26
4/3 Fresno St. W, 11-10
4/3 Fresno St. W, 19-11
4/6 at New Mexico St. W, 11-8
4/9 at San Diego St. W, 10-2
4/10 at San Diego St. L, 2-7
4/11 at San Diego St. W, 12-10
4/13 New Mexico St. W, 16-15
4/16 at Rice L, 2-5
4/17 at Rice L, 5-8
4/18 at Rice L, 8-11
4/23 Air Force W, 8-7
4/24 Air Force W, 8-1
4/25 Air Force W, 16-8

4/27 N.M. Highlands L, 2-3
4/30 Cal St.-Northridge W, 14-4
5/1 Cal St.-Northridge L, 8-11
5/2 Cal St.-Northridge W, 17-6
5/7 UNLV L, 4-8
5/8 UNLV W, 15-9
5/9 UNLV W, 17-14
5/14 at Hawaii L, 4-7
5/15 at Hawaii L, 2-4
5/19 ^ Rice L, 1-2
5/20 ^ Hawaii L, 6-7
! = at Fresno, Calif.
^ = WAC Tournament, Fresno, Calif.

2000

(35-21, 22-8 MW)
Coach: Rich Alday
1/28 at Grand Canyon W, 3-1
1/29 at Grand Canyon W, 8-3
1/30 at Grand Canyon W, 5-0
2/3 at #19 Arizona L, 3-7
2/4 at #19 Arizona L, 7-14
2/5 at #19 Arizona L, 4-6
2/11 New Mexico St. L, 13-15
2/12 New Mexico St. W, 16-9
2/13 New Mexico St. L, 6-13
2/15 N.M. Highlands W, 15-8
2/18 ! Lamar W, 7-2
2/19 at #22 Rice L, 4-5
2/20 ! McNeese St. W, 5-3
2/22 Texas Tech L, 11-14
2/25 % Southern Utah W, 13-5
2/26 % Southern Utah L, 4-10
2/26 at #19 Arizona St. L, 7-9
2/29 at Texas Tech L, 10-13
3/3 at New Mexico St. W, 9-1
3/4 at New Mexico St. W, 12-6
3/5 at New Mexico St. L, 11-14
3/10 at Air Force W, 3-2
3/11 at Air Force W, 13-5
3/14 N.M. Highlands W, 16-7
3/17 San Diego St. L, 21-24
3/19 San Diego St. W, 21-20
3/19 San Diego St. W, 9-3
3/24 at UNLV W, 10-1
3/25 at UNLV W, 7-3
3/26 at UNLV W, 3-2
3/29 College of the SW W, 17-8
3/31 at Utah W, 3-0
4/1 at Utah W, 14-11
4/2 at Utah W, 7-3
4/6 BYU L, 2-20
4/7 BYU W, 10-7
4/8 BYU W, 8-4
4/14 Air Force W, 11-9
4/15 Air Force W, 5-4
4/15 Air Force W, 19-9
4/16 Air Force W, 10-6
4/22 at San Diego St. L, 3-4
4/22 at San Diego St. L, 3-13
4/23 at San Diego St. L, 4-5
4/28 UNLV W, 12-2
4/29 UNLV W, 12-4
4/30 UNLV W, 14-4
5/5 Utah L, 11-12
5/6 Utah L, 4-9
5/7 Utah W, 12-8
5/11 at BYU W, 7-5
5/12 at BYU W, 8-3
5/13 at BYU L, 1-4
5/17 ^ Air Force W, 17-3
5/18 ^ Utah L, 4-6
5/19 ^ BYU L, 3-6
! = at Houston, Texas
% = at Tempe, Ariz.
^ = MW Tournament, Las Vegas, Nev.

2001

(26-34, 14-16 MW)
Coach: Rich Alday
2/2 at New Mexico St. L, 11-12
2/3 at New Mexico St. L, 6-7 (11)
2/4 at New Mexico St. L, 6-7
2/8 at Arizona L, 3-9
2/9 at Arizona L, 0-8
2/10 at Arizona L, 3-12
2/11 Southern Utah W, 11-6
2/12 Southern Utah W, 8-7
2/13 Texas Tech W, 12-11
2/16 #10 Nebraska L, 7-15
2/17 Missouri L, 3-7
2/18 Kansas St. W, 12-3
2/20 New Mexico St. L, 0-11

2/24 at Texas Tech L, 6-9
2/25 at Texas Tech L, 6-7
2/26 at Texas Tech W, 7-5
2/27 New Mexico St. W, 14-12
3/1 BYU L, 0-21
3/2 BYU W, 13-6
3/3 BYU L, 3-8
3/6 Hofstra W, 13-1
3/7 Hofstra W, 8-1
3/8 Utah W, 16-11
3/9 Utah L, 4-9
3/10 Utah L, 3-13
3/12 !#11 Notre Dame L, 0-3
3/13 at Fresno St. L, 3-9
3/14 ! Navy W, 9-3
3/15 ! Illinois L, 5-6
3/16 ! Miami (Ohio) L, 3-17
3/17 ! Navy W, 4-2
3/20 Texas Tech L, 9-11
3/23 San Diego St. L, 5-8
3/24 San Diego St. W, 5-4
3/25 San Diego St. W, 9-3
3/31 at Air Force W, 12-3
3/31 at Air Force L, 2-4
4/1 at Air Force W, 14-2
4/6 UNLV W, 7-1
4/7 UNLV W, 15-10
4/8 UNLV L, 8-15
4/13 at BYU L, 5-7
4/14 at BYU L, 5-11
4/14 at BYU L, 2-3
4/20 at San Diego St. L, 1-3
4/22 at San Diego St. L, 7-8
4/22 at San Diego St. L, 5-13
4/27 Air Force W, 8-2
4/28 Air Force W, 17-3
4/29 Air Force W, 6-0
5/4 at UNLV L, 5-7
5/5 at UNLV W, 7-5
5/6 at UNLV W, 9-5
5/10 at Utah L, 6-7
5/11 at Utah W, 8-6
5/12 at Utah L, 3-5
5/16 ^ Utah W, 7-4
5/17 ^ UNLV W, 5-2
5/18 ^ BYU L, 7-12
5/19 ^ San Diego St. L, 12-12
! = at Fresno, Calif.
! = MW Tournament, San Diego, Calif.

2002

(22-35, 11-19 MW)
Coach: Rich Alday
1/25 at Arizona L, 2-6
1/26 at Arizona L, 2-23
1/27 at Arizona L, 2-8
2/2 Texas Tech L, 4-13
2/3 at Texas Tech W, 5-3
2/4 at Texas Tech L, 8-21
2/8 at New Mexico St. W, 9-1
2/9 at New Mexico St. L, 3-4 (15)
2/10 at New Mexico St. L, 6-7
2/12 Southern Utah W, 12-10
2/13 Southern Utah W, 7-6
2/15 ! #8 Nebraska L, 2-3 (13)
2/16 ! #22 Wake Forest L, 2-3
2/17 at #9 Rice L, 5-9
2/22 Northwestern W, 13-4
2/23 Northwestern L, 8-10
2/24 Northwestern W, 19-7
3/4 New Mexico St. W, 14-7
3/9 Toledo W, 18-2
3/9 #25 Ohio St. L, 8-10
3/10 #25 Ohio St. W, 22-2
3/10 Toledo W, 16-11
3/15 Utah W, 13-9
3/16 Utah W, 20-11
3/17 Utah W, 13-12
3/22 Air Force L, 4-8
3/23 Air Force W, 19-9
3/24 Air Force W, 9-8
3/26 New Mexico St. L, 11-12
3/29 at UNLV L, 5-11
3/30 at UNLV L, 2-23
3/31 at UNLV L, 6-15
4/5 at San Diego St. L, 2-4
4/6 at San Diego St. L, 2-7
4/7 at San Diego St. L, 9-13
4/9 New Mexico St. W, 14-13
4/11 BYU L, 10-13
4/12 BYU W, 12-2
4/13 BYU L, 7-8 (10)
4/16 at Texas Tech L, 5-6
4/19 at Air Force L, 5-7

YEAR-BY-YEAR RESULTS



UNIVERSITY OF NEW MEXICO BASEBALL HISTORY & RECORDS



4/21	at Air Force	L, 5-7
4/21	at Air Force	L, 9-11
4/26	UNLV	W, 11-7
4/27	UNLV	L, 13-23
4/28	UNLV	L, 4-11
5/2	at Utah	W, 10-1
5/3	at Utah	W, 12-5
5/4	at Utah	L, 0-3
5/10	San Diego St.	W, 6-5
5/11	San Diego St.	L, 15-21
5/12	San Diego St.	L, 11-15
5/16	at BYU	L, 9-11
5/17	at BYU	L, 5-12
5/18	at BYU	W, 17-13 (10)
5/22	^San Diego St.	L, 2-8
5/23	^Utah	L, 8-9

! = at Houston, Texas
^ = MW Tournament, Provo, Utah

2003

(34-26, 17-13 MW)

Cochair: Rich Alday

1/31	at Texas Tech	L, 2-4
2/1	at Texas Tech	L, 1-10
2/2	at Texas Tech	W, 9-6
2/8	N.M. Highlands	W, 8-0
2/9	N.M. Highlands	W, 28-3
2/10	N.M. Highlands	L, 11-12
2/14	at Texas-Arlington	L, 6-8 (12)
2/15	! Arkansas St.	W, 12-10
2/16	! #23 Missouri St.	W, 10-2
2/21	at New Mexico St.	W, 6-4
2/21	% Oregon St.	L, 16-18
2/22	% Oregon St.	W, 14-7
2/23	at New Mexico St.	L, 4-5
2/28	Air Force	W, 9-8 (13)
3/1	Air Force	W, 8-7
3/2	Air Force	W, 6-4
3/7	Northwestern	W, 6-5
3/8	Texas-Arlington	W, 17-12
3/9	New Mexico St.	W, 10-9
3/13	BYU	W, 19-14
3/14	BYU	L, 9-14
3/15	BYU	W, 11-10
3/17	Northern Colorado	W, 17-12
3/18	at #20 Arizona	L, 3-5
3/19	at #20 Arizona	L, 3-8
3/21	at Utah	W, 12-2
3/22	at Utah	L, 1-6
3/23	at Utah	W, 11-6
3/25	Eastern N.M.	W, 25-5
3/28	TAMU-CC	W, 16-2
3/29	TAMU-CC	W, 17-11
3/30	TAMU-CC	W, 22-6

4/2	at #7 Arizona St.	W, 11-7
4/4	at #24 UNLV	L, 9-10
4/5	at #24 UNLV	L, 6-7
4/6	at #24 UNLV	L, 6-7
4/8	at New Mexico St.	L, 7-10
4/11	San Diego St.	L, 9-10
4/12	San Diego St.	W, 14-11
4/13	San Diego St.	W, 5-4
4/15	Texas Tech	W, 13-11
4/17	at BYU	W, 6-5
4/19	at BYU	L, 4-12
4/19	at BYU	L, 4-5
4/22	New Mexico St.	L, 14-16
4/25	Utah 5	W, 10-5
4/26	Utah 6	W, 14-6
4/27	Utah 11	W, 12-11
4/29	at Texas Tech	L, 8-11
5/2	at Air Force	W, 25-2
5/3	at Air Force	W, 5-4
5/4	at Air Force	W, 19-6
5/9	#16 UNLV	L, 5-6
5/10	#16 UNLV	L, 5-13
5/11	#16 UNLV	W, 13-5
5/15	at San Diego St.	L, 5-7
5/16	at San Diego St.	L, 2-3
5/16	at San Diego St.	L, 3-8
5/21	^ BYU	L, 6-7
5/22	^ UNLV	L, 5-12

! = at Arlington, Texas
% = at Las Cruces, N.M.
^ = MW Tournament, ABQ, N.M.

2004

(26-29-1, 20-10 MW)

Cochair: Rich Alday

2/20	Kent	L, 3-15
2/21	#23 Nebraska	L, 8-12
2/22	Northwestern	T, 3-3
2/27	! Arkansas	W, 3-1

2/27	at #20 Texas A&M	L, 1-2
2/28	! Arkansas	L, 3-13
2/28	at #20 Texas A&M	L, 10-20
2/29	! Arkansas	L, 2-5
2/29	at #20 Texas A&M	L, 1-11
3/6	UC Santa Barbara	L, 10-11
3/6	UC Santa Barbara	L, 7-8
3/7	UC Santa Barbara	W, 6-3
3/12	at TCU	L, 0-2
3/14	at TCU	L, 3-11
3/14	at TCU	L, 1-5
3/16	Texas Tech	W, 4-1
3/19	Utah	W, 7-5
3/20	Utah	L, 5-6
3/21	Utah	W, 11-6
3/24	at New Mexico St.	L, 9-16
3/26	San Diego St.	L, 3-4
3/27	San Diego St.	W, 13-7
3/28	San Diego St.	L, 9-11
3/30	New Mexico St.	W, 17-13
4/1	BYU	W, 9-2
4/2	BYU	W, 1-0
4/3	BYU	W, 10-8
4/5	at #13 Nebraska	L, 7-14
4/6	at #13 Nebraska	L, 3-7
4/8	at Utah	W, 15-4
4/9	at Utah	W, 7-4
4/10	at Utah	L, 2-10
4/16	at Air Force	W, 10-5
4/17	at Air Force	W, 31-11
4/18	at Air Force	W, 18-6
4/23	at UNLV	L, 4-5
4/24	at UNLV	W, 11-4
4/25	at UNLV	W, 12-4
4/27	at Texas Tech	L, 1-10
4/30	at San Diego St.	L, 3-7
5/1	at San Diego St.	L, 0-1
5/2	at San Diego St.	W, 18-9
5/6	at BYU	W, 9-6
5/7	at BYU	L, 4-12
5/8	at BYU	L, 4-7
5/14	Air Force	W, 8-5
5/15	Air Force	W, 20-4
5/16	Air Force	W, 16-6
5/18	#13 Arizona St.	L, 4-22
5/20	UNLV	W, 14-12
5/21	UNLV	L, 4-13
5/22	UNLV	W, 5-4
5/27	^ UNLV	L, 9-15
5/27	^ Air Force	W, 23-2
5/28	^ Utah	W, 9-8
5/28	^ San Diego St.	L, 8-24

! = at College Station, Texas
^ = MW Tournament, Las Vegas, Nev.

2005

(26-32, 15-15 MW)

Cochair: Rich Alday

2/4	at Arizona	L, 0-9
2/5	at Arizona	L, 5-14
2/5	at Arizona	L, 6-15
2/8	at Texas Tech	L, 6-18
2/12	New Mexico St.	W, 13-9
2/13	New Mexico St.	W, 8-3
2/13	New Mexico St.	W, 14-12
2/18	Texas St.	W, 19-5
2/19	Texas St.	L, 6-10
2/20	Texas St.	L, 2-9
2/25	! #27 Nebraska	L, 0-12
2/27	! Western Carolina	L, 13-14
3/4	Northern Colorado	W, 11-6
3/5	Northern Colorado	W, 11-8
3/5	Northern Colorado	W, 9-5
3/8	N.M. Highlands	L, 5-11
3/11	Savannah St.	W, 20-7
3/12	Savannah St.	W, 16-5
3/13	Savannah St.	W, 13-3
3/18	BYU	W, 6-5
3/18	BYU	L, 6-19
3/19	BYU	L, 3-4
3/22	at New Mexico St.	L, 5-8
3/24	UNLV	W, 10-8
3/25	UNLV	L, 6-12
3/26	UNLV	L, 9-14
3/29	at New Mexico St.	L, 8-9
4/1	at Utah	W, 5-2
4/2	at Utah	W, 7-3
4/3	at Utah	W, 12-3
4/8	at San Diego St.	L, 9-17
4/9	at San Diego St.	L, 4-15
4/10	at San Diego St.	W, 6-4
4/12	at New Mexico St.	L, 8-10
4/15	Air Force	W, 7-4
4/17	Air Force	W, 18-7

4/17	Air Force	W, 12-6
4/19	#5 Arizona	L, 3-14
4/22	at UNLV	L, 8-11
4/23	at UNLV	L, 11-20
4/24	at UNLV	L, 15-16
4/26	at Texas Tech	L, 2-10
4/29	Utah	L, 2-5
4/30	Utah	L, 4-8
5/1	Utah	L, 13-20
5/5	at BYU	L, 8-11
5/6	at BYU	W, 4-1
5/7	at BYU	W, 14-7
5/12	San Diego St.	W, 16-0
5/13	San Diego St.	W, 4-1
5/14	San Diego St.	L, 10-28
5/16	at Texas Tech	L, 6-14
5/19	at Air Force	W, 15-9
5/20	at Air Force	W, 20-14
5/21	at Air Force	L, 4-5
5/25	^ Utah	L, 0-2
5/25	^ Air Force	W, 11-9
5/26	^ San Diego St.	L, 5-7

! = at Houston, Texas
^ = MW Tournament, Salt Lake City, Utah

2006

(30-29, 10-12 MW)

Cochair: Rich Alday

2/7	at New Mexico St.	W, 5-3
2/10	at Texas St.	L, 0-2
2/11	at Texas St.	W, 7-3
2/12	at Texas St.	W, 3-2
2/14	Texas Tech	L, 7-8
2/17	at Arizona	W, 6-5
2/18	at Arizona	W, 7-3
2/19	at Arizona	L, 16-19
2/21	New Mexico St.	L, 6-12
2/24	Utah Valley	W, 9-3
2/25	Utah Valley	W, 3-0
2/26	Utah Valley	W, 9-6
2/28	at New Mexico St.	W, 15-12
3/3	Northern Colorado	W, 9-4
3/4	Northern Colorado	W, 21-1
3/5	Northern Colorado	W, 19-6
3/7	New Mexico St.	W, 7-6
3/10	#12 Oregon St.	L, 4-10
3/11	#12 Oregon St.	W, 13-2
3/17	San Francisco	L, 9-10
3/18	San Francisco	L, 6-11
3/19	San Francisco	W, 10-7
3/23	Dallas Baptist	W, 10-9
3/24	Dallas Baptist	W, 4-3
3/25	Dallas Baptist	L, 2-10
3/29	at San Diego St.	W, 3-2
3/30	! Air Force	L, 4-6
3/31	! BYU	L, 2-3
4/7	at San Diego St.	L, 4-10
4/8	at San Diego St.	W, 8-2
4/9	at San Diego St.	W, 15-7
4/11	at Texas Tech	L, 7-14
4/13	Air Force	W, 23-11
4/13	Air Force	W, 24-3
4/14	Air Force	W, 26-11
4/18	Arizona	W, 13-3
4/21	Utah	W, 8-5
4/22	Utah	L, 4-11
4/22	Utah	W, 17-8
4/23	Utah	W, 9-8
4/24	at #8 Oklahoma	L, 9-18
4/25	at Texas Tech	L, 4-6
4/28	at #5 Oregon St.	L, 1-16
4/29	% Cal Poly	L, 4-6
4/30	at #5 Oregon St.	L, 2-8
5/5	at BYU	L, 6-10
5/5	at BYU	L, 2-9
5/6	at BYU	W, 15-4
5/10	Texas Tech	L, 4-15
5/12	at UNLV	L, 8-12
5/13	at UNLV	L, 10-11
5/14	at UNLV	L, 10-13
5/18	TCU	L, 2-15
5/19	TCU	L, 9-13
5/20	TCU	L, 6-8
5/23	^ UNM	W, 17-2
5/24	^ TCU	L, 6-18
5/25	^ UNM	W, 12-10
5/25	^ UNLV	L, 6-8

! = at San Diego, Calif.
% = at Corvallis, Ore.
^ = MW Tournament, Las Vegas, Nev.

2007

(28-30, 12-12 MW)

Cochair: Rich Alday

2/6	at Texas Tech	W, 15-12
2/9	at Arizona	L, 6-9
2/10	at Arizona	L, 1-8
2/11	at Arizona	L, 3-8
2/13	at New Mexico St.	W, 11-7
2/16	! Nebraska	L, 2-6
2/16	! Nebraska	W, 6-2
2/17	! Illinois St.	L, 0-9
2/18	at Texas-Arlington	L, 1-2
2/20	New Mexico St.	W, 16-5
2/23	Texas St.	W, 10-0
2/24	Texas St.	W, 13-7
2/25	Texas St.	L, 4-11
2/27	Texas Tech	L, 8-10
3/2	% Saint Louis	L, 2-5
3/3	% Oregon St.	L, 2-6
3/4	at Texas A&M	L, 5-6
3/5	% Saint Louis	W, 17-5
3/9	Rhode Island	W, 17-5
3/10	Rhode Island	W, 8-2
3/11	Rhode Island	W, 21-2
3/13	New Mexico St.	L, 6-9
3/16	at UC Irvine	L, 2-9
3/17	at UC Irvine	L, 1-8
3/18	at UC Irvine	L, 1-13
3/20	New Mexico St.	W, 13-6
3/23	Utah	W, 9-1
3/24	Utah	L, 8-12
3/25	Utah	L, 9-11
3/30	San Diego St.	W, 11-5
3/31	San Diego St.	W, 8-4
4/1	San Diego St.	L, 6-11
4/3	Isotopes	L, 2-8 (Ex.)
4/5	at San Diego St.	L, 3-6
4/6	at San Diego St.	L, 5-6
4/7	at San Diego St.	L, 6-13
4/15	at Air Force	W, 10-6
4/16	at Air Force	W, 17-13 (11)
4/19	at Utah	L, 4-13
4/20	at Utah	L, 4-13
4/21	at Utah	W, 7-4
4/27	Hawaii-Hilo	W, 12-3
4/28	Hawaii-Hilo	W, 19-2
4/29	Hawaii-Hilo	W, 12-2
5/3	BYU	L, 0-3
5/4	BYU	W, 4-3
5/5	BYU	W, 5-3
5/10	UNLV	W, 9-4
5/11	UNLV	W, 7-4
5/12	UNLV	W, 6-5
5/14	at Texas Tech	L, 8-9
5/17	at TCU	L, 4-10
5/18	at TCU	L, 2-4
5/19	at TCU	W, 9-8
5/23	^ San Diego St.	W, 1-0
5/24	^ BYU	L, 3-5
5/24	^ San Diego St.	W, 4-1
5/25	^ UNLV	L, 3-8

! = at Arlington, Texas
% = at College Station, Texas
^ = MW Tournament, Las Vegas, Nev.

2008

(34-25, 16-8 MW)

Cochair: Ray Birmingham

2/22	Eastern Michigan	W, 16-7
2/23	Eastern Michigan	W, 9-8
2/23	Eastern Michigan	W, 13-3
2/24	Eastern Michigan	W, 6-3
2/27	Texas Tech	W, 7-3
2/29	at Texas St.	W, 11-1
3/1	at Texas St.	W, 11-10
3/2	at Texas St.	L, 7-8 (11)
3/4	at #1 Arizona St.	L, 1-18
3/5	at #1 Arizona St.	L, 1-10
3/7	at Minnesota	L, 3-7
3/8	! Northern Iowa	W, 10-2
3/9	! #18 California	L, 2-12
3/11	Texas Tech	L, 6-8
3/14	UNLV	L, 5-7
3/15	UNLV	L, 6-15
3/16	UNLV	W, 12-3
3/18	at New Mexico St.	W, 12-3



UNIVERSITY OF NEW MEXICO BASEBALL HISTORY & RECORDS



3/29	Vermont	W, 9-4
3/30	Vermont	W, 8-3
4/1	Isotopes	L, 0-3 (Ex.)
4/4	at San Diego St.	W, 5-2
4/5	at San Diego St.	W, 5-4
4/6	at San Diego St.	L, 2-3
4/8	at Texas Tech	L, 0-10
4/9	at Texas Tech	W, 7-2
4/11	% Air Force	W, 7-1
4/12	% Air Force	W, 26-9
4/13	% Air Force	W, 13-3
4/18	Utah	W, 5-4
4/19	Utah	W, 13-3
4/20	& Utah	W, 15-8
4/22	at #23 Arizona	L, 1-4
4/23	at #23 Arizona	L, 4-10
4/25	#16 UC Irvine	L, 3-5
4/26	#16 UC Irvine	L, 6-11
4/27	#16 UC Irvine	L, 1-12
5/1	at BYU	W, 9-7
5/2	at BYU	L, 5-13
5/3	at BYU	W, 15-6
5/9	at UNLV	W, 6-5
5/10	at UNLV	W, 7-4
5/11	at UNLV	W, 15-10
5/16	#24 TCU	L, 3-8
5/16	#24 TCU	L, 11-14
5/17	#24 TCU	L, 4-13
5/21	^ Utah	W, 8-2
5/22	^ #21 TCU	W, 3-2
5/23	^ #21 TCU	L, 2-9
5/24	^ #21 TCU	L, 2-15

! = at Minneapolis, Minn.
% = Ricketts Park, Farmington, N.M.
& = Lobo Field, ABQ, N.M.
^ = MW Tournament, Fort Worth, Texas

2009

(37-20, 15-8 MW)

Coach: Ray Birmingham

2/20	TAMU-CC	L, 3-13
2/21	TAMU-CC	W, 4-1
2/21	TAMU-CC	W, 22-1
2/22	TAMU-CC	W, 14-4
2/24	at Texas Tech	W, 13-10
2/25	at Texas Tech	L, 3-6
2/27	Northern Colorado	W, 10-1
2/28	Northern Colorado	W, 13-5
2/28	Northern Colorado	W, 23-3
3/1	Northern Colorado	W, 10-8
3/3	at New Mexico St.	W, 7-2
3/6	Binghamton	W, 15-3
3/7	Binghamton	W, 30-2
3/7	Binghamton	W, 8-1
3/8	Binghamton	W, 13-3
3/10	New Mexico St.	L, 4-5
3/14	Air Force	W, 6-3
3/14	Air Force	W, 12-5
3/15	Air Force	W, 17-2
3/17	at #3 Texas A&M	W, 10-6
3/18	at #3 Texas A&M	W, 9-6
3/20	Northwestern	W, 11-6
3/21	Northwestern	W, 16-12
3/21	Northwestern	W, 10-6
3/22	Northwestern	W, 13-4
3/26	BYU	W, 7-5
3/27	BYU	L, 13-15
3/28	BYU	W, 9-5
3/31	Texas Tech	L, 4-8
4/1	Texas Tech	W, 15-7
4/3	at #22 TCU	L, 3-7
4/4	at #22 TCU	L, 2-4
4/5	at #22 TCU	L, 3-19
4/9	! at Utah	W, 5-4 (10)
4/10	! at Utah	W, 7-6 (10)
4/11	! at Utah	W, 4-3 (10)
4/14	at Arizona	L, 3-9
4/15	at Arizona	L, 5-13
4/17	#15 San Diego St.	L, 0-1
4/18	#15 San Diego St.	W, 12-4
4/19	#15 San Diego St.	W, 6-5
4/23	at BYU	W, 12-2
4/24	at BYU	L, 11-12
4/28	at Nebraska	L, 2-4
4/29	at Nebraska	L, 5-9
5/1	UNLV	W, 8-4
5/2	UNLV	L, 6-8
5/3	& UNLV	L, 11-13 (10)
5/8	at Stanford	W, 7-1
5/9	at Stanford	L, 5-17
5/10	at Stanford	L, 4-9
5/11	at Saint Mary's	W, 11-7

5/14	at Air Force	W, 25-7
5/15	at Air Force	W, 6-2
5/16	at Air Force	W, 19-6
5/20	^ San Diego St.	L, 1-2
5/21	^ BYU 5, UNM	L, 1-5

! = at Ogden, Utah
& = Lobo Field, ABQ, N.M.
^ = MW Tournament, Fort Worth, Texas

2010

(38-22, 14-8 MW)

Coach: Ray Birmingham

2/19	at No. 1 Texas	L, 2-6
2/20	at No. 1 Texas	W, 6-5
2/21	at No. 1 Texas	W, 3-1
2/26	Northern Colo.	L, 5-7
2/27	Northern Colo.	L, 2-5
2/27	Northern Colo.	L, 5-6
2/28	Northern Colo.	W, 13-5
3/2	at New Mexico St.	W, 9-6
3/3	at New Mexico St.	L, 8-17
3/5	at USC	W, 3-2
3/7	at USC	L, 2-6
3/7	at USC	W, 16-7
3/9	New Mexico St.	L, 10-14
3/10	New Mexico St.	W, 13-4
3/12	Louisiana Tech	W, 13-10
3/13	Louisiana Tech	W, 15-14 (10)
3/13	Louisiana Tech	W, 7-6
3/14	Louisiana Tech	W, 12-6
3/19	Utah	L, 2-16
3/20	Utah	W, 5-2
3/21	Utah	L, 8-9
3/23	at Arizona	L, 4-10
3/24	at Arizona	L, 7-11
3/26	San Diego St.	W, 12-7
3/27	San Diego St.	W, 8-5
3/28	San Diego St.	W, 5-4
4/1	at UNLV	L, 5-7
4/2	at UNLV	W, 7-3
4/3	at UNLV	W, 6-2
4/8	BYU	W, 11-5
4/9	BYU	L, 5-13
4/10	BYU	W, 10-8
4/13	at #7 Arkansas	L, 3-4 (11)
4/14	at #7 Arkansas	L, 4-5
4/16	Coppin St.	W, 13-3
4/17	Coppin St.	W, 8-6
4/18	! Coppin St.	W, 29-3
4/20	San Francisco	L, 5-9
4/21	San Francisco	W, 19-4
4/25	at Air Force	W, 14-2
4/25	at Air Force	W, 6-0
5/7	No. 8 TCU	L, 2-3
5/8	No. 8 TCU	W, 3-2
5/9	No. 8 TCU	L, 4-26
5/14	! Delaware St.	W, 10-2
5/15	! Delaware St.	W, 19-2
5/16	! Delaware St.	W, 16-5
5/20	at Utah	L, 2-5
5/22	at Utah	W, 7-6
5/26	^ UNLV	L, 3-6
5/27	^ BYU	W, 7-6
5/28	^ UNLV	W, 10-3
5/28	^ #6 TCU	L, 0-2
6/4	# Stanford	W, 9-5
6/5	# Minnesota	L, 4-6
6/6	# at #7 Cal St. Fullerton	L, 3-11

! = at Lobo Field, ABQ, N.M.
^ = at MW Tournament, San Diego, Calif.
= at NCAA Fullerton Regional

2011

(20-41, 10-14 MW)

Coach: Ray Birmingham

2/18	at #11 Arizona St.	L, 2-8
2/20	at #11 Arizona St.	L, 1-8
2/20	at #11 Arizona St.	L, 5-7
2/22	New Mexico St.	L, 8-13
2/25	Creighton	L, 3-4
2/26	Creighton	L, 3-4
2/26	Creighton	L, 6-10
2/27	Creighton	L, 7-8
3/04	UT-San Antonio	W, 13-6
3/05	UT-San Antonio	W, 6-5
3/05	UT-San Antonio	L, 1-3
3/06	UT-San Antonio	L, 3-8
3/08	at New Mexico St.	L, 4-9
3/11	at Oklahoma St.	L, 2-3
3/12	at Oklahoma St.	L, 3-4
3/13	at Oklahoma St.	L, 0-2
3/18	at San Diego St.	L, 4-7
3/19	at San Diego St.	L, 10-13

3/20	at San Diego St.	W, 6-4
3/22	Binghamton	W, 16-2
3/23	Binghamton	W, 5-4
3/25	UNLV	W, 3-1
3/26	UNLV	W, 7-6
3/27	UNLV	W, 9-7
3/29	at #18 Arizona	L, 3-12
3/30	at #18 Arizona	L, 9-10
4/01	at Gonzaga	L, 0-3
4/02	at Gonzaga	L, 4-17
4/03	at Gonzaga	W, 6-2
4/08	at #11 TCU	W, 10-5
4/09	at #11 TCU	L, 4-11
4/10	at #11 TCU	L, 2-6
4/12	Texas Tech	L, 1-4
4/12	Texas Tech	L, 6-7
4/15	Utah	L, 1-7
4/16	Utah	L, 11-15
4/17	Utah	L, 2-9
4/21	at BYU	W, 9-2
4/22	at BYU	W, 7-5
4/23	at BYU	L, 0-1
4/26	at Texas Tech	L, 1-6
4/27	at Texas Tech	W, 8-4
4/29	at UNLV	L, 0-8
4/30	at UNLV	L, 1-4
5/1	at UNLV	L, 4-8
5/6	Air Force	W, 5-0
5/7	Air Force	W, 10-0
5/8	Air Force	W, 16-4
5/13	at #8 Oklahoma	L, 6-2
5/14	at #8 Oklahoma	L, 3-8
5/14	at #8 Oklahoma	L, 3-8
5/15	at #8 Oklahoma	L, 2-6
5/19	#7 TCU	L, 0-9
5/20	#7 TCU	L, 16-25
5/21	#7 TCU	L, 8-12
5/24	*BYU	W, 5-4
5/25	*TCU	W, 4-3
5/26	*Utah	W, 6-5
5/27	*TCU	W, 4-2
6/3	\$ at Arizona St.	L, 2-4
6/4	\$ Arkansas	L, 0-3

* = MW Tournament, San Diego, Calif.
\$ = at NCAA Tempe Regional

2012

(37-24, 18-6 MW)

Coach: Ray Birmingham

2/17	Nevada	L, 3-5
2/18	Nevada	W, 3-2
2/19	Nevada	L, 8-9
2/24	at UT-San Antonio	L, 3-13
2/25	at UT-San Antonio	W, 14-7
2/25	at UT-San Antonio	L, 2-3
2/26	at UT-San Antonio	L, 4-8
3/2	#16 Oklahoma	L, 6-7
3/3	#16 Oklahoma	L, 5-10
3/4	#16 Oklahoma	L, 0-4
3/6	at New Mexico St.	L, 12-16
3/9	#22 Gonzaga	W, 11-6
3/10	#22 Gonzaga	W, 2-1
3/11	#22 Gonzaga	W, 4-1
3/13	New Mexico St.	L, 2-6
3/16	San Diego St.	W, 11-9
3/17	San Diego St.	W, 11-2
3/18	San Diego St.	W, 8-6
3/23	TCU	W, 9-8
3/24	TCU	L, 4-5
3/25	TCU	W, 12-7
3/27	Stephen F. Austin	L, 7-8
3/28	Stephen F. Austin	L, 5-9
3/30	at Fresno St.	W, 9-3
3/31	at Fresno St.	W, 7-1
4/1	at Fresno St.	L, 3-4
4/3	at New Mexico St.	W, 7-5
4/5	at Air Force	W, 19-0
4/6	at Air Force	W, 17-2
4/7	at Air Force	L, 0-1
4/9	#21 Arizona St.	W, 15-6
4/10	#21 Arizona St.	L, 1-3
4/13	at San Diego St.	W, 5-1
4/14	at San Diego St.	W, 11-4
4/15	at San Diego St.	L, 3-4
4/17	at Texas Tech	W, 10-3
4/18	at Texas Tech	W, 6-4
4/20	Florida Gulf Coast	W, 6-3
4/21	Florida Gulf Coast	W, 12-6
4/22	Florida Gulf Coast	W, 2-1
4/24	Texas Tech	L, 5-9
4/25	Texas Tech	W, 14-13
4/27	UNLV	W, 11-4
4/28	UNLV	W, 16-5
4/29	UNLV	W, 9-1

5/5	at TCU	L, 3-5
5/5	at TCU	W, 6-5
5/6	at TCU	L, 1-2
5/11	at UNLV	L, 4-11
5/12	at UNLV	W, 10-7
5/13	at UNLV	W, 11-7
5/15	New Mexico St.	W, 12-10 (11)
5/17	Air Force	W, 22-4
5/18	Air Force	W, 9-1
5/19	Air Force	W, 11-5
5/24	* at UNLV	W, 13-0
5/25	* TCU	W, 5-2
5/26	* San Diego St.	W, 22-3
6/1	\$ San Diego	W, 4-0
6/2	\$ at #2 UCLA	L, 1-7
6/3	\$ Creighton	L, 2-7

* = MW Tournament, Las Vegas, Nev.
\$ = at NCAA Los Angeles Regional

2013

(37-22, 25-5 MW)

Coach: Ray Birmingham

2/15	Oklahoma St. ²¹	L, 2-4
2/16	Oklahoma St. ²¹	L, 14-15 (13)
2/17	Oklahoma St. ²¹	W, 9-1
2/22	^ at TAMU-CC	W, 7-0
2/23	^ Iowa	L, 2-6 (10)
2/24	^ #14 Oklahoma	L, 8-10
3/2	at Nebraska	L, 5-8
3/3	at Nebraska	L, 0-3
3/5	LaSalle	W, 16-3
3/6	LaSalle	W, 17-4
3/8	UC Riverside	W, 11-9
3/9	UC Riverside	L, 12-14
3/9	UC Riverside	W, 10-7
3/10	UC Riverside	L, 9-14
3/13	at #13 Arizona St.	L, 3-4 (11)
3/15	at #21 UNLV	W, 3-2 (10)
3/16	at #21 UNLV	L, 8-7
3/17	at #21 UNLV	W, 12-7
3/19	Missouri St.	W, 6-5 (11)
3/19	Missouri St.	L, 2-8
3/22	Nevada	W, 9-8
3/24	Nevada	L, 2-3
3/24	Nevada	W, 7-5
3/28	San Diego St.	W, 14-3
3/29	San Diego St.	W, 7-5
3/30	San Diego St.	L, 6-13
4/1	at New Mexico St.	L, 5-10
4/2	Texas Tech	W, 10-3
4/5	at Air Force	W, 11-5
4/6	at Air Force	W, 19-5
4/7	at Air Force	L, 4-11
4/9	at #10 Arkansas	W, 3-0
4/9	at #10 Arkansas	L, 3-4
4/12	Fresno St.	W, 11-4
4/13	Fresno St.	W, 14-3
4/14	Fresno St.	W, 4-3
4/17	New Mexico St.	W, 13-6
4/19	UNM 5, at Nevada 2	W, 5-2
4/20	UNM 7, at Nevada 2	W, 7-2
4/21	UNM 15, at Nevada 11	W, 15-11
4/26	UNLV ²⁴	W, 9-0
4/27	UNLV ²⁴	W, 5-3
4/28	UNLV ²⁴	W, 14-13 (10)
4/30	at Texas Tech ¹⁷	L, 8-12
5/3	Air Force ¹⁷	W, 11-10
5/4	Air Force ¹⁷	W, 17-1
5/5	Air Force ¹⁷	W, 14-7
5/10	at Fresno St. ¹⁶	W, 9-0
5/11	at Fresno St. ¹⁶	W, 7-2
5/12	at Fresno St. ¹⁶	L, 8-9
5/16	at San Diego St. ¹⁶	W, 14-6
5/17	at San Diego St. ¹⁶	W, 3-1
5/18	at San Diego St. ¹⁶	W, 11-7
5/23	* Nevada ¹⁵	W, 7-3
5/24	* UNLV ¹⁵	W, 7-1
5/25	* San Diego St. ¹⁵	L, 7-8
5/26	* San Diego St. ¹⁵	L, 4-9
5/31	\$ #24 Arizona St. ¹⁷	L, 3-4
6/1	\$ Columbia ¹⁷	L, 5-6 (13)

* = MW Tournament, Las Vegas, Nev.
\$ = at NCAA Fullerton Regional
^ = Kleberg Bank College Classic, Corpus Christi, Texas



UNIVERSITY OF NEW MEXICO BASEBALL HISTORY & RECORDS



2014

(37-20-1, 20-10 MW)

Coach: Ray Birmingham

2/14	at San Diego	L, 6-4
2/15	at San Diego	W, 3-2 (11)
2/16	at San Diego	L, 2-17
2/18	at #18 Arizona St.	W, 7-1
2/21	^ Northern Illinois	W, 12-0
2/22	^ Missouri St.	L, 1-6
2/23	^ Missouri St.	W, 7-0
2/23	^ Northern Illinois	T, 3-3 (10)
2/28	Northern Colorado	W, 5-2
3/1	Northern Colorado	W, 17-1
3/2	Northern Colorado	W, 12-3
3/2	Northern Colorado	W, 8-1
3/4	at Texas Tech	L, 3-9
3/7	UNLV	L, 2-8
3/8	UNLV	L, 3-2
3/9	UNLV	W, 5-4 (12)
3/12	at Arizona St.	L, 5-8
3/14	at Fresno St.	W, 9-7
3/15	at Fresno St.	W, 6-2
3/16	at Fresno St.	W, 6-4
3/18	#18 Kansas	W, 6-3
3/19	#18 Kansas	W, 10-4
3/21	San Jose St.	W, 10-1
3/22	San Jose St.	L, 5-8
3/23	San Jose St.	W, 9-4
3/25	at New Mexico St.	W, 14-4
3/28	at Air Force	W, 13-8
3/29	at Air Force	L, 0-5
3/30	at Air Force	W, 5-3
4/1	* Texas Tech	L, 3-6
4/2	New Mexico St.	W, 17-7
4/4	Jacksonville St.	W, 5-3
4/5	Jacksonville St.	W, 8-2
4/6	Jacksonville St.	L, 2-9
4/8	at Stephen F. Austin	W, 9-6
4/9	at Stephen F. Austin	W, 6-3
4/11	Fresno St.	W, 5-4
4/12	Fresno St.	W, 11-6
4/13	Fresno St.	W, 4-1
4/18	at San Jose St.	W, 14-2
4/18	at San Jose St.	W, 5-2
4/19	at San Jose St.	W, 11-6
4/21	#21 Texas Tech	W, 4-3
4/25	at UNLV	L, 2-11
4/26	at UNLV	L, 6-14
4/27	at UNLV	L, 2-14
5/2	San Diego St.	L, 5-6
5/3	San Diego St.	W, 6-1
5/4	San Diego St.	W, 13-5
5/5	Utah Valley	L, 8-12
5/9	at Nevada	W, 5-4
5/10	at Nevada	L, 5-6
5/11	at Nevada	W, 6-5
5/15	Air Force	W, 2-1 (10)
5/16	Air Force	L, 1-3
5/17	Air Force	W, 5-4
5/22	\$ San Diego St.	L, 5-11
5/23	\$ Nevada	L, 4-9 (11)

^ = Lobo Invite at Lobo Field
* = Midland, Texas
\$ = Mountain West Tournament, Las Vegas, Nev.

2015

(32-27, 17-13 MW)

Coach: Ray Birmingham

2/13	% Michigan St.	L, 3-9
2/14	% Northwestern	W, 5-3
2/15	% Oregon St.	W, 7-4
2/16	% Oregon St.	W, 5-2
2/20	Air Force	W, 10-6
2/21	Air Force	L, 3-8
2/22	Air Force	W, 15-5
2/28	^ San Francisco	W, 4-3
3/1	^ Utah Valley	W, 9-3
3/6	San Diego St.	W, 6-2
3/7	San Diego St.	W, 11-10 (10)
3/8	San Diego St.	L, 8-10
3/10	Stephen F. Austin	L, 5-8
3/11	Stephen F. Austin	W, 8-2
3/13	at #28 Nevada	W, 3-1
3/14	at #28 Nevada	L, 1-3
3/15	at #28 Nevada	L, 2-9
3/17	at #7 Arizona St.	L, 3-4
3/20	#24 Houston	L, 5-6
3/21	#24 Houston	L, 5-6
3/22	#24 Houston	L, 7-8
3/24	at #18 Texas Tech	W, 7-6
3/27	Fresno St.	W, 12-7
3/28	Fresno St.	L, 1-8
3/29	Fresno St.	W, 5-1

4/2	at #29 SDSU	W, 7-4
4/3	at #29 SDSU	L, 3-4 (10)
4/4	at #29 SDSU	L, 3-4
4/7	at Kansas	L, 9-10
4/8	at Kansas	L, 5-10
4/10	Air Force	W, 6-1
4/11	Air Force	W, 10-6
4/12	Air Force	W, 5-0
4/14	Grand Canyon	W, 7-3
4/15	Grand Canyon	W, 13-2
4/17	at UNLV	W, 9-0
4/18	at UNLV	W, 10-8
4/19	at UNLV	L, 2-3 (10)
4/21	New Mexico St.	W, 22-3
4/24	at Wichita St.	L, 5-6
4/25	at Wichita St.	L, 6-8
4/26	at Wichita St.	L, 5-6
5/1	#28 Nevada	L, 1-8
5/2	#28 Nevada	L, 3-8
5/3	#28 Nevada	L, 9-14 (10)
5/5	at New Mexico St.	L, 8-22
5/8	San Jose St.	W, 12-5
5/9	San Jose St.	W, 21-7
5/10	San Jose St.	W, 19-8
5/12	#16 Arizona St.	W, 9-6
5/15	at Fresno St.	L, 3-4
5/15	at Fresno St.	W, 4-0
5/16	at Fresno St.	L, 2-11
5/20	\$ Air Force	W, 13-1 (7)
5/21	\$ at #23 Nevada	W, 14-4 (7)
5/23	\$ Fresno St.	W, 9-1
5/23	\$ San Diego St.	L, 1-11 (7)
5/24	\$ San Diego St.	L, 4-6

% = College Baseball Classic, Surprise, Ariz.
^ = Lobo Invite at Lobo Field
\$ = Mountain West Tournament, Reno, Nev.

2016

(39-23, 20-10 MW)

Coach: Ray Birmingham

2/19	at Hawai'i	W, 6-4
2/20	at Hawai'i	L, 3-4
2/21	at Hawai'i	W, 18-0
2/22	at Hawai'i	W, 7-1
2/26	Wichita St.	W, 17-7
2/27	Wichita St.	W, 8-4
2/28	Wichita St.	W, 8-6
3/4	Dallas Baptist	L, 2-5
3/5	Dallas Baptist	L, 8-33
3/6	Dallas Baptist	L, 11-12
3/8	^ New Mexico St.*	L, 6-9
3/11	at Nevada	W, 3-1
3/12	at Nevada	W, 3-2
3/13	at Nevada	L, 6-7
3/15	at Grand Canyon	L, 6-10
3/16	at Grand Canyon	L, 5-6
3/18	San Jose St.	W, 9-6
3/19	San Jose St.	W, 3-2
3/20	San Jose St.	W, 11-1
3/22	at #23 Texas Tech	W, 14-10
3/24	at San Diego St.	W, 5-3
3/25	at San Diego St.	W, 4-2
3/26	at San Diego St.	L, 6-11
3/28	at Sacramento St.	W, 1-0
3/29	at Sacramento St.	W, 12-3
4/1	UNLV	W, 15-3
4/2	UNLV	W, 10-5
4/3	UNLV	L, 5-6
4/5	* New Mexico St.	W, 3-2
4/8	Fresno St.	W, 2-1
4/9	Fresno St.	W, 14-13 (12)
4/10	Fresno St.	W, 7-4
4/12	at Santa Clara	L, 7-13
4/13	at San Francisco	W, 12-3
4/15	at San Jose St.	L, 8-9
4/16	at San Jose St.	W, 6-2
4/17	at San Jose St.	W, 10-3
4/19	#7 Texas Tech	L, 4-7
4/20	#7 Texas Tech	W, 6-5 (10)
4/22	San Diego St.	W, 10-5
4/23	San Diego St.	W, 13-7
4/24	San Diego St.	L, 9-10
4/26	New Mexico St.	W, 10-4
4/29	at Arizona St.	L, 5-9
4/30	at Arizona St.	L, 4-7
5/1	at Arizona St.	L, 0-1
5/3	at New Mexico St.	W, 3-2
5/6	at UNLV	L, 6-11
5/7	at UNLV	W, 6-2
5/8	at UNLV	L, 4-10
5/13	Nevada	W, 5-4
5/14	Nevada	L, 11-17

5/15	Nevada	L, 9-13
5/19	at Air Force	W, 23-2
5/20	at Air Force	L, 0-1
5/21	at Air Force	W, 11-2
5/26	\$ Nevada	W, 3-0
5/27	\$ Air Force	W, 6-4
5/28	\$ Nevada	W, 14-4 (7)
6/3	! #19 Dallas Baptist	W, 12-6
6/4	! #7 Texas Tech	L, 3-4
6/5	! #17 Dallas Baptist	L, 3-5

*El Paso, Texas
*Roswell, N.M.
\$Mountain West Tournament, ABQ, N.M.
! NCAA Lubbock Regional, Lubbock, Texas

2017

(30-27-1, 19-9-1 MW)

Coach: Ray Birmingham

2/17	Binghamton	W, 8-4
2/18	Binghamton	W, 10-4
2/19	Binghamton	W, 11-4
2/24	at #23 Dallas Baptist	L, 2-5
2/25	at #23 Dallas Baptist	W, 6-5
2/26	at #23 Dallas Baptist	L, 6-7 (11)
2/28	at #10 Texas Tech	L, 2-7
3/3	at Air Force	W, 19-5
3/4	at Air Force	W, 24-16
3/5	at Air Force	W, 16-7
3/7	! New Mexico St. 2	W, 8-2
3/10	SJSU	W, 11-1
3/11	SJSU	W, 16-8
3/12	SJSU	W, 8-3
3/14	at #18 Oklahoma St.	L, 0-3
3/15	at #18 Oklahoma St.	L, 0-13
3/17	at #7 Cal St. Fullerton	L, 1-2
3/18	at #7 Cal St. Fullerton	L, 4-5
3/19	at #7 Cal St. Fullerton	L, 0-1
3/21	Grand Canyon	L, 1-6
3/22	Grand Canyon	W, 22-3
3/24	at UNLV	W, 29-8
3/25	at UNLV	W, 4-2
3/26	at UNLV	W, 7-3
3/28	at New Mexico St.	W, 5-3
3/31	Fresno St.	W, 24-4
4/1	Fresno St.	L, 1-2 (11)
4/2	Fresno St.	W, 6-2
4/5	at #19 San Diego	L, 2-7
4/7	at SJSU 2	L, 1-2
4/9	at SJSU	T, 5-5
4/11	at #6 Texas Tech	L, 4-12
4/13	Missouri St.	W, 17-8
4/14	Missouri St.	W, 9-5
4/15	Missouri St.	L, 0-8
4/18	at Kansas St.	L, 10-12
4/18	at Kansas St.	L, 2-3
4/21	UNLV	W, 13-4
4/22	UNLV	W, 13-4
4/23	UNLV	W, 11-9
4/25	#6 Texas Tech	W, 6-5
4/26	#6 Texas Tech	L, 15-27
4/28	at SDSU	L, 0-4
4/29	at SDSU 6	W, 11-6
4/30	at SDSU 10	W, 12-10
5/2	New Mexico St.	L, 5-12
5/5	Air Force	L, 14-18
5/6	Air Force 10	W, 17-10
5/7	Air Force 6	W, 11-6
5/12	at Fresno St.	L, 3-9
5/13	at Fresno St.	L, 2-16
5/14	at Fresno St.	L, 9-15
5/18	Nevada	L, 2-5
5/19	Nevada	L, 9-17
5/20	Nevada 6	W, 13-6
5/25	^ vs. Nevada	W, 7-2
5/26	^ vs. SDSU	L, 8-9
5/27	^ vs. Fresno St.	L, 5-11

! = El Paso, Texas (Southwest Univ. Park)
^ = MW Tournament (Albuquerque, N.M.)

2018

(20-33-1, 11-19 MW)

Coach: Ray Birmingham

2/16	% vs. #2 Oregon St.	L, 2-5
2/17	% vs. Cal Poly	W, 3-1 (10)
2/18	% vs. Gonzaga	L, 3-4
2/19	% vs. #2 Oregon St.	L, 3-15
2/22	Central Michigan	W, 20-9
2/23	Central Michigan	W, 6-0
2/24	Central Michigan	W, 8-7
2/25	Central Michigan	T, 6-6 (10)
3/2	Nevada	L, 5-9

3/3	Nevada	W, 8-5
3/4	Nevada	L, 8-13
3/7	at #3 Texas Tech	L, 2-7
3/9	at Fresno State	W, 5-4
3/10	at Fresno State	L, 1-5
3/11	at Fresno State	L, 4-5
3/12	at Cal Poly	L, 4-5 (10)
3/13	at Pepperdine	L, 7-11
3/16	vs. Columbia	W, 10-9 (11)
3/16	at Houston	L, 0-1
3/17	vs. Columbia	W, 3-1
3/23	Air Force	L, 4-10
3/24	Air Force	W, 12-11 (10)
3/25	Air Force	W, 7-4
3/29	at #23 San Diego St.	W, 5-4
3/30	at #23 San Diego St.	W, 9-5
3/31	at #23 San Diego St.	L, 2-3
4/2	Arizona	L, 6-16
4/6	Fresno State	L, 5-15
4/7	Fresno State	L, 6-7 (11)
4/8	Fresno State	L, 6-11
4/10	New Mexico State	L, 1-9
4/13	at Nevada	L, 2-15
4/14	at Nevada	L, 2-5
4/15	at Nevada	L, 1-14
4/17	#4 Texas Tech	L, 9-20
4/20	UNLV	W, 8-5
4/21	UNLV	W, 11-2
4/22	UNLV	L, 3-8
4/24	at Grand Canyon	L, 3-7
4/25	at Grand Canyon	W, 10-4
4/27	at San Jose State	L, 5-6 (10)
4/28	at San Jose State	L, 4-5
4/29	at San Jose State	L, 2-3
5/1	at New Mexico State	L, 2-13
5/4	San Diego State	L, 5-11
5/5	San Diego State	W, 4-3
5/6	San Diego State	L, 3-7
5/8	New Mexico State	L, 3-4
5/11	at Air Force	W, 7-6
5/12	at Air Force	W, 13-12
5/13	at Air Force	L, 8-21
5/18	UC Davis	L, 8-13
5/19	UC Davis	W, 11-7
5/20	UC Davis	W, 8-4

% = College Baseball Classic, Surprise, Ariz.

2019

(23-28-1, 11-16-1 MW)

Coach: Ray Birmingham

2/15	% vs. #8 Oregon St.	L, 5-6
2/16	% vs. #24 Minnesota	W, 11-1
2/17	% vs. Gonzaga	W, 6-4
2/18	% vs. #7 Oregon St.	L, 0-5
2/23	Niagara	L, 3-5
2/23	Niagara	W, 5-3
2/24	Niagara	W, 13-3 (7)
2/24	Niagara	W, 7-4
2/27	at Arizona	W, 5-4
3/1	San Jose St.	W, 14-2
3/2	San Jose St.	W, 7-6
3/3	San Jose St.	L, 18-22
3/8	Cal St. Fullerton	W, 6-4
3/9	Cal St. Fullerton	W, 18-11
3/10	Cal St. Fullerton	L, 7-13
3/15	at Nevada	L, 3-5
3/16	at Nevada	W, 9-3
3/17	at Nevada	L, 4-6
3/19	#25 Oklahoma	L, 1-8
3/20	#25 Oklahoma	L, 6-8
3/22	San Diego St.	L, 2-4
3/23	San Diego St.	L, 3-19
3/24	San Diego St.	W, 13-4
3/26	at New Mexico St.	L, 5-13
3/29	at UNLV	W, 3-2
3/30	at UNLV	L, 0-8
3/31	at UNLV	W, 7-4
4/2	#11 Texas Tech	L, 6-15
4/3	#11 Texas Tech	W, 12-9
4/5	at San Jose St.	L, 2-4
4/6	at San Jose St.	L, 3-8
4/7	at San Jose St.	L, 1-5
4/12	Nevada	W, 6-4
4/13	Nevada	L, 0-3
4/14	Nevada	L, 8-14
4/16	New Mexico St.</	



UNIVERSITY OF NEW MEXICO BASEBALL HISTORY & RECORDS



4/28	at Fresno St.	T, 6-6
4/30	Grand Canyon	W, 9-8
5/1	Grand Canyon	L, 7-9
5/3	Air Force	L, 4-5
5/11	UNLV	L, 2-4
5/11	UNLV	L, 8-18
5/12	UNLV	W, 3-2
5/16	at San Diego St.	L, 0-8
5/17	at San Diego St.	W, 2-0
5/18	at San Diego St.	W, 7-4

% = College Baseball Classic, Surprise, Ariz.

2020*

(14-4, 0-0 MW)

Coach: Ray Birmingham

2/14	% vs. #25 Oregon State	L, 4-11
2/15	% vs. BYU	W, 2-0
2/15	% vs. BYU	W, 5-4
2/17	% vs. Gonzaga	L, 4-5
2/21	Northern Colorado	W, 7-6
2/23	Northern Colorado	W, 3-2
2/23	Northern Colorado	W, 9-0
2/27	BYU	W, 8-7
2/28	BYU	W, 4-0
2/28	BYU	L, 9-18
2/29	BYU	W, 12-1
3/3	at Grand Canyon	L, 1-5
3/4	at Grand Canyon	W, 7-3
3/6	Hofstra	W, 12-11
3/7	Hofstra	W, 14-13
3/7	Hofstra	W, 11-10
3/10	at Incarnate Word	W, 8-4
3/11	at Incarnate Word	W, 11-6

% = College Baseball Classic, Surprise, Ariz.

* - Season cancelled due to COVID-19 on March 12, 2020

2021

(16-25, 10-17 MW)

Coach: Ray Birmingham

2/19	% vs. Gonzaga	L, 3-4
2/20	% vs. Oregon State	L, 1-14
2/21	% vs. Kansas State	W, 4-3
2/22	% vs. Oregon State	L, 2-5
2/27	Air Force	W, 11-7
2/27	Air Force	W, 5-2
2/28	Air Force	W, 11-4
3/6	at UNLV	L, 7-24
3/6	at UNLV	L, 5-8
3/7	at UNLV	L, 0-1 (11)
3/13	at Fresno State	L, 2-5
3/13	at Fresno State	W, 1-0
3/14	at Fresno State	L, 5-6
3/19	at Kansas State	L, 1-7
3/20	at Kansas State	W, 6-4
3/21	at Kansas State	L, 8-17
3/27	Nevada	W, 6-5
3/27	Nevada	L, 7-9
3/27	Nevada	W, 5-1
4/2	at San Diego State	L, 9-10
4/2	at San Diego State	L, 4-5
4/3	at San Diego State	L, 0-15 (7)
4/23	at Washington	L, 3-4 (10)
4/24	at Washington	W, 5-3 (12)
4/25	at Washington	L, 2-3
4/28	at Texas Tech	L, 4-10
5/1	Fresno State	L, 8-10
5/1	Fresno State	L, 9-11
5/2	Fresno State	L, 9-12
5/8	at Air Force	L, 4-6
5/8	at Air Force	L, 12-15
5/9	at Air Force	L, 3-10
5/14	Utah Valley	W, 9-4
5/15	Utah Valley	W, 16-2
5/16	Utah Valley	W, 14-6
5/22	at San Jose State	W, 6-2
5/22	at San Jose State	W, 14-2 (7)
5/23	at San Jose State	W, 8-4
5/28	San Diego State	W, 17-7 (7)
5/28	San Diego State	L, 5-6
5/29	San Diego State	L, 10-11

% = College Baseball Classic, Surprise, Ariz.

2022

(21-33, 10-20 MW)

Coach: Tod Brown

2/18	% vs. Oregon State	L, 1-21
2/18	% vs. Gonzaga	L, 2-3
2/19	% vs. Gonzaga	L, 2-12
2/20	% vs. Oregon State	L, 3-13
2/25	Holy Cross	W, 13-4
2/26	Holy Cross	L, 5-7
2/26	Holy Cross	W, 7-6
2/27	Holy Cross	W, 7-2
3/4	at San Jose State	W, 5-0
3/5	at San Jose State	L, 1-3
3/6	at San Jose State	L, 2-4
3/8	at #16 Arizona	L, 5-12
3/11	Fresno State	W, 7-3
3/12	Fresno State	L, 3-12
3/13	Fresno State	W, 9-8
3/15	at Texas Tech	L, 2-28
3/16	at Texas Tech	L, 5-11
3/18	at Wichita State	W, 4-0
3/19	at Wichita State	W, 12-9
3/20	at Wichita State	L, 7-13
3/23	#11 Arizona	W, 12-7
3/25	at Air Force	L, 2-17
3/26	at Air Force	W, 11-5
3/27	at Air Force	W, 12-7
3/29	at New Mexico State	W, 19-2
4/1	UNLV	L, 3-18
4/2	UNLV	L, 4-12
4/3	UNLV	L, 6-27
4/5	at New Mexico State	W, 7-4
4/8	at Fresno State	L, 1-11
4/9	at Fresno State	W, 4-3
4/10	at Fresno State	L, 2-6
4/14	San Diego State	L, 3-10
4/15	San Diego State	L, 13-14
4/16	San Diego State	L, 8-11 (8)
4/19	Texas Tech	W, 11-10
4/22	at UNLV	L, 2-15
4/23	at UNLV	W, 7-4
4/24	at UNLV	L, 11-13
4/26	Grand Canyon	L, 2-7
4/29	San Jose State	L, 16-17
4/30	San Jose State	L, 6-7
5/1	San Jose State	W, 9-7
5/6	at Nevada	L, 10-18
5/7	at Nevada	W, 17-10
5/8	at Nevada	L, 4-13
5/10	New Mexico State	W, 13-7
5/13	at California	L, 0-11
5/14	at California	L, 5-23
5/15	at California	L, 0-8
5/17	New Mexico State	W, 12-4
5/19	Air Force	L, 6-25
5/20	Air Force	W, 13-12
5/21	Air Force	L, 0-10

% = College Baseball Classic, Surprise, Ariz.

2023

(26-25, 13-17 MW)

Coach: Tod Brown

2/17	%#23 Oregon State	W, 7-2
2/18	% UC Santa Barbara	W, 3-1
2/19	%#23 Oregon State	L, 6-14
2/20	%Minnesota	W, 4-3 (10)
2/24	Northern Colorado	W, 30-1
2/25	Northern Colorado	W, 11-3
2/25	Northern Colorado	W, 18-2
3/3	St. Bonaventure	W, 14-4
3/4	St. Bonaventure	L, 8-17
3/4	St. Bonaventure	W, 20-3
3/5	St. Bonaventure	W, 16-6
3/7	at Texas Tech	L, 3-6
3/10	Air Force	L, 7-9 (10)
3/11	Air Force	W, 15-0
3/12	Air Force	W, 11-4
3/14	at Grand Canyon	L, 8-11
3/17	at Fresno State	L, 3-5
3/18	at Fresno State	L, 8-9
3/19	at Fresno State	W, 7-2
3/21	New Mexico State	L, 0-2
3/24	at Nevada	W, 9-5
3/25	at Nevada	W, 12-1
3/28	#22 Texas Tech	W, 11-10
3/31	San Diego State	L, 3-5
4/1	San Diego State	L, 1-3
4/2	San Diego State	L, 7-19
4/6	San Jose State	W, 16-8
4/7	San Jose State	L, 3-8
4/8	San Jose State	L, 3-14
4/11	CSU Pueblo	W, 8-7

4/12	CSU Pueblo	L, 6-8
4/18	at New Mexico State	W, 13-0
4/21	at Air Force	L, 6-9
4/23	at Air Force	W, 12-1
4/23	at Air Force	L, 8-13
4/25	at Arizona	L, 8-11
4/28	Fresno State	W, 16-10
4/29	Fresno State	W, 17-7
4/30	Fresno State	W, 6-5 (10)
5/2	New Mexico State	W, 14-6
5/5	at UNLV	W, 13-5
5/6	at UNLV	L, 5-7
5/7	at UNLV	L, 3-8
5/12	Nevada	W, 9-5
5/12	Nevada	L, 8-9
5/13	Nevada	L, 6-8
5/14	Nevada	W, 7-3
5/16	at New Mexico State	L, 0-8
5/18	at San Diego State	L, 3-5
5/19	at San Diego State	L, 3-4
5/20	at San Diego State	L, 6-8

% = College Baseball Classic, Surprise, Ariz.