

THE UNIVERSITY OF NEW MEXICO SOFTBALL

FEBRUARY 9 & 10-11 | AT MCNEESE & LOUISIANA CLASSICS

2024 SCHEDULE

OVERALL: 0-0 • MW: 0-0 • H: 0-0 • A: 0-0 • N: 0-0

DATE	OPPONENT	TIME/SCORE
2/9	Tennessee State	12:30 p.m.
2/9	at RV McNeese	5:30 p.m.

Louisiana Classics		Lafayette, La.
2/10	Chattanooga	10 a.m.
2/10	RV Cal	3 p.m.
2/11	at No. 21 Louisiana	8 a.m.

2/14	at UTEP	2 p.m.
2/14	at UTEP	4 p.m.

ACU Tournament		Abilene, Texas
2/16	Marist	12 p.m.
2/16	at Abilene Christian	6 p.m.
2/17	at Abilene Christian	3 p.m.
2/17	Houston Christian	6 p.m.
2/18	Marist	9 a.m.

UNT Invite		Denton, Texas
2/23	Stephen F. Austin	10:30 a.m.
2/23	at North Texas	3:30 p.m.
2/24	Stephen F. Austin	8 a.m.
2/24	at North Texas	3:30 p.m.
2/25	Minnesota	8:30 a.m.

2/28	Texas Tech	1 p.m.
------	------------	--------

Purple Classic		Phoenix, Ariz.
3/1	Pacific	9 a.m.
3/1	Montana	2 p.m.
3/2	Toledo	2 p.m.
3/2	at Grand Canyon	7 p.m.

Rainbow Wahine Classic		Honolulu, Hawai'i
3/6	Cleveland State	7:30 p.m.
3/7	UConn	6 p.m.
3/7	at Hawai'i	11 p.m.
3/8	UConn	5 p.m.
3/8	at Hawai'i	10 p.m.

3/12	at Texas Tech	11 a.m.
3/12	at Texas Tech	1 p.m.

3/15	at San José State *	7 p.m.
3/16	at San José State *	4 p.m.
3/17	at San José State *	1 p.m.

3/22	UNLV *	6 p.m.
3/23	UNLV *	1 p.m.
3/24	UNLV *	11 a.m.

3/26	at New Mexico State	4 p.m.
3/26	at New Mexico State	6 p.m.

3/28	at Nevada *	4 p.m.
3/29	at Nevada *	2 p.m.
3/30	at Nevada *	1 p.m.

4/3	San Diego State *	12 p.m.
4/3	San Diego State *	2 p.m.

4/6	at Colorado State *	1 p.m.
4/7	at Colorado State *	12 p.m.

4/16	New Mexico State	4 p.m.
------	------------------	--------

4/19	Utah State *	6 p.m.
4/20	Utah State *	1 p.m.
4/21	Utah State *	11 a.m.

4/26	at Boise State *	6 p.m.
4/27	at Boise State *	2 p.m.
4/28	at Boise State *	12 p.m.

5/2	Fresno State *	6 p.m.
5/3	Fresno State *	1 p.m.
5/4	Fresno State *	11 a.m.

5/8-11 MW Conference Tournament
Boise, Idaho

All times are MT
Bold denotes home games
*denotes Mountain West game



Record
0-0, 0-0 MW
Head Coach:
Nicole Dickson
Record at UNM:
19-31, 6-16 (2nd yr.)
Career Record:
188-154 (8th yr.)

TENNESSEE ST.



Record
0-0, 0-0 OVC
Last Season:
22-26-1, 12-11 OVC
Head Coach:
Genee McRath
Record at TSU:
37-65-1 (3rd yr.)
Career Record:
Same

RV MCNEESE



Record
0-0, 0-0 Southland
Last Season:
47-16, 21-3 Southland
Head Coach:
James Landreneau
Record at MS:
258-141 (8th yr.)
Career Record:
Same

LOUISIANA CLASSICS

CHATTANOOGA

RV CAL

NO. 21 LOUISIANA



Record
0-0, 0-0 SoCon
Last Season:
25-27, 7-11 SoCon
Head Coach:
Frank Reed
Record at UTC:
716-521 (23rd yr.)
Career Record:
Same



Record
0-0, 0-0 Pac-12
Last Season:
35-21-1, 9-14-1 Pac-12
Head Coach:
Chelsea Spencer
Record at CAL:
80-68-2 (4th yr.)
Career Record:
Same



Record
0-0, 0-0 Sun Belt
Last Season:
50-16, 22-2 Sun Belt
Head Coach:
Gerry Glasco
Record at UL:
255-69 (7th yr.)
Career Record:
Same

THE OPPONENTS

UNM opens the season in Louisiana in consecutive years, and will face five teams in three days. Historically, the Lobos have previously played all but one opponent, but it has been 20 years (McNeese), 13 years (Louisiana), 10 years (Tennessee State) and four years (Cal) since the last meeting.

vs. Tennessee State
Overall: 0-1
Last Five: 0-1
Last Game: 2/16/14 (L, 6-4)
Last Win: N/A
Series Trend: L1

vs. McNeese
Overall: 4-0
Last Five: 4-0
Last Game: 3/14/04 (W, 4-2)
Last Win: Same
Series Trend: W4

vs. Chattanooga
Overall: First meeting

vs. Cal
Overall: 1-5
Last Five: 0-5
Last Game: 2/23/20 (L, 5-3)
Last Win: 3/26/81 (W, 1-0)
Series Trend: L5

vs. Louisiana
Overall: 0-2
Last Five: 0-2
Last Game: 3/19/11 (L, 8-4)
Last Win: N/A
Series Trend: L2

LOBO NOTES

A LOOK BACK AT 2023

- The Lobos made statistical improvements in Coach Nicole Dickson's first year at UNM, both in NCAA rankings and among program single-season stats.
- When it comes to program milestones:
 - The .299 batting average was the best batting average since 2015 and tied the best batting average in the last 11 years. UNM's 231 runs were the most since 2016, the 399 hits were the most since 2015, the 14 triples were the most since 2010, the 214 RBI the most since 2015 as was the .368 on-base percentage. The 40 stolen bases were the most since 2013.
 - UNM pitched 4 shutouts, the most since 2013 and turned 22 double plays, the most since 2015.
- UNM improved from 2022 to 2023 in 8 NCAA statistical categories:
 - The Lobos improved 141 spots in double plays turned per game (finished 27th with .44), improved 88 spots in triples per game (29th at .28), 87 spots in stolen bases per game (192nd at .80), 86 spots in batting average (.299), 49 spots in runs per game (95th at 4.62), 46 spots in on-base percentage (.368), 16 spots in shutouts (189 at 4) and 12 spots in slugging percentage (.88th at .422).
- On opening weekend last season, UNM beat No. 19 Oregon State 8-0 in five innings for the first win against a ranked opponent since 2016 and the first run-rule of a ranked opponent since 2012.
- UNM had two players finish in the top 4 in the MW in batting average, with one returner in Rachael Hathoot (second at .396), and Hathoot also finished in the top 5 in the MW in hits (fifth at 59). Both Hathoot and Ashley Archuleta were among the top 2 in triples with Hathoot leading with seven and Archuleta tied for second with five.
- The Lobos had two MW Freshman of the Week and Player of the Week award winners and one MW Pitcher of the Week winner.
- UNM also had two First Team All-Mountain West players in Archuleta and Hathoot, the second for Archuleta and first for Hathoot, and the first time that UNM has had two earn spots on the first team since 2014.

2024 QUICK FACTS

Name of School _____ University of New Mexico
 Founded _____ 1889 by Territorial Legislature
 Enrollment _____ 27,413
 Nickname _____ Lobos
 School Colors _____ Cherry & Silver
 Conference _____ Mountain West
 Affiliation _____ NCAA Division I
 Venue _____ Lobo Softball Field
 Dimensions _____ 205-225-205
 Capacity _____ 1,500
 President _____ Dr. Garnett Stokes
 Athletic Director _____ Eddie Nuñez

PROGRAM HISTORY

First Year of Softball _____ 1978
 All-Time Record _____ 1060-1225-3
 Mountain West Record _____ 144-339-1
 NCAA Tournament Appearances _____ 3
 1980 (IAIAW), 1981 (IAIAW) and 1983 (NCAA)
 Last NCAA Postseason Opponent Cal St. Fullerton
 Last NCAA Postseason Result _____ CSUF won series 2-1
 Conference Championships _____ 3
 1980 (Intermountain), 1981 (Intermountain) and
 1983 (High Country)

TEAM INFORMATION

2023 Overall Record _____ 19-31
 2023 MW Record _____ 6-16 (9th)
 Letterwinners Returning/Lost _____ 13/12
 Pitchers Returning/Lost _____ 2/4
 Starters Returning/Lost _____ 6/3
 Newcomers _____ 15

SOFTBALL STAFF

Head Coach _____ Nicole Dickson (2nd season)
 Record at UNM _____ 19-31
 Career Record _____ 188-154 (Eighth season)
 Assistant Coach Morgan Spearman (2nd season)
 Assistant Coach _____ Skylar Black (2nd season)
 Assistant Coach _____ Sophie Hannabas (1st season)

COMMUNICATIONS

Softball Contact _____ Allison Weiss
 Email _____ allisonweiss@unm.edu
 Cell Phone (Preferred) _____ (661) 313-5402

DIGITAL MEDIA

Athletics Website _____ GoLobos.com
 Main University Web Site _____ unm.edu
 Conference Website _____ TheMW.com
 X _____ @UNMLoboSB
 Instagram _____ @UNMLoboSB
 Facebook _____ @UNMLoboSB

INTERVIEW REQUESTS

All interviews with UNM student-athletes and coaches are to be coordinated through the athletics communications office. Interviews may be arranged by contacting Allison Weiss in the athletics communications office (allisonweiss@unm.edu). All interview requests should be made at least 24 hours in advance.

FRESH PERSPECTIVE

- The Lobos revamped their roster with 12 freshmen and a total of 15 newcomers.
- Of the freshmen, UNM added four pitchers, three outfielders, three utility players and two infielders.
- UNM also added three transfers in junior catcher/ infielder Sydney Carithers, junior pitcher Emily Brouse and sophomore outfielder Taylor Morgan.

I'LL FOLLOW YOU

- Sydney Carithers followed Coach Dickson to UNM after two seasons at SFA, where she played for Coach Dickson as a freshman.
- Her freshman season, Carithers played in 54 games with 52 starts, hitting .245 with a .338 slugging percentage and a .286 on-base percentage. She finished with 37 hits, six doubles, one triple and two home runs, recording 16 RBI.
- In her two seasons, she played in 105 games with 102 starts.

AT THE CENTER OF IT ALL

- After starting all 50 games last season in left field, sophomore Keyannah Chavez has moved over to center.
- Chavez finished with 45 hits, seven doubles, 19 RBI and 19 walks and hit .315 with a .410 on-base percentage and a .364 slugging percentage.
- The Leander, Texas native led the team in walks and was second in runs scored (36) and tied for second in doubles. She was third on the team in on-base percentage and hits, fourth in batting average and had a 16-game streak of reaching base and a six-game hitting streak.
- Chavez finished the season with a four-game streak of reaching base and a two-game hitting streak.
- She posted 12 multiple hit games and five multiple RBI games.
- Her freshman season, she was named MW Freshman of the Week twice (Feb. 21 and March 28) and MW Player of the Week once (March 28).

MIDDLE (WO)MEN

- The Lobos are anchored in the middle infield with the stability and experience of Ashley Archuleta (second) and Rachael Hathoot (shortstop).
- Entering her junior season, Archuleta has played in 100 games with 96 starts at second.
 - The Rio Rancho, New Mexico native is coming off of her best season as a Lobo in terms of home runs (3), triples (5), batting average (.331), slugging percentage (.508) and RBI (25).
 - She finished the season on a 10-game hitting streak and had 13 games with multiple hits and eight games with multiple RBI.
 - In MW games, was second in hits (31), fifth in batting average (.437), sixth in slugging % (.676), 10th in on-base % (.481)
- Hathoot started all 50 games last season at shortstop, but has started all 122 games during her three years. The redshirt senior has shown her versatility, playing 42 games at second and four as a catcher her sophomore season (2021) and 26 games at third her freshman season. Hathoot missed 2022 due to injury.
 - She is also coming off her best season as a Lobo with 59 hits, nine doubles, seven triples, 31 RBI, 91 total bases, 12 walks, 38 runs scored, a .396 batting average, .452 on-base percentage and .611 slugging percentage.
 - She was 23-53 (.434) with runners in scoring position, 19-37 (.514) as the leadoff and 4-8 with bases loaded last season.
 - Her seven triples tied for the third most in a single season in program history, last done in 1998. It also ranked fifth in the NCAA and her 0.14 triples per game ranked seventh.
 - Hathoot led the team in batting average, slugging percentage, on-base percentage, doubles, triples, runs scored and total bases and she tied for the team high in RBI.
 - Her 59 hits were more than her freshman and sophomore season combined, as were her 91 total bases.
 - Hathoot had a career-best 15-game hit streak and career-best 20-game streak of reaching base and led the team with 18 multiple hit games, five games with three hits while also having seven multiple RBI games.

BY THE NUMBERS

- UNM was 14-6 when scoring in the first inning and 13-5 when scoring first last season.
- The Lobos were 11-3 when leading after one, 13-1 when leading after two and 12-1 when leading after three. As the game went on, the Lobos were 13-3 when leading after the fourth inning, 11-2 when leading after five and 12-0 when leading after the sixth inning.
- UNM was 19-4 when outhitting its opponent last season and had 22 games with double-digit hits and were 16-6 when reaching double figures.

TAKE ME HOME

- Taylor Snow returns home to Louisiana, where the Lobos open up the season for consecutive seasons.
- From Columbia, Louisiana, Snow started her collegiate career at Louisiana, although she didn't appear in any games during her time there.
- Snow was the first signee by Coach Dickson and staff after she was hired.
- Her first career start at UNM came against LSU on Feb. 10, 2023.

IT'S NOT HOW YOU START...

- UNM was picked eighth in the MW Preseason Coaches' Poll with 17 points and two points behind Utah State.

LAST ONE, BEST ONE FOR RACHAEL

- After earning Mountain West All-Conference First Team last season, New Mexico shortstop Rachael Hathoot has been selected by the conference coaches to the All-Mountain West Preseason Team, one of 12 position players and the only Lobo to earn the preseason distinction.
- "Rachael is a top three player in the Mountain West Conference," commented head softball coach Nicole Dickson. "She is talented, competitive and has a high game IQ. She's been a leader and set the tone from day 1. Her mentality, work ethic and drive are consistent, and I believe her best softball is in front of her this season."
- Hathoot enters the season after hitting .414 with a .643 slugging percentage and a .468 on-base percentage in 22 MW games in 2023. Against conference opponents, Hathoot recorded 29 hits, which included five doubles, four triples and a home run for 45 total bases and accounted for 19 runs and 13 RBI.
- The Albuquerque native led the Lobos in runs scored, was second in batting average, slugging percentage, on-base percentage, hits and total bases, tied for the team lead in triples and was third in runs batted in. Hathoot had nine multiple hit games with at least one hit in 18 conference games as well as seven MW games with at least one RBI and three games with multiple RBI.
- Among the MW, Hathoot finished tied for second in triples, fifth in hits, sixth in batting average, ninth in total bases, 11th in slugging percentage, 13th in on-base percentage and tied for 13th in runs scored. In addition, Hathoot turned six double plays, tied for the second most among conference players, and was third in assists (54).

IT STARTS IN THE CIRCLE

- From the time she was hired, Coach Dickson has repeatedly stated that success starts in the circle, and it starts with veteran returners Amber Linton and Taylor Snow.
- RHP Amber Linton appeared in a team-high 32 games and 25 starts, throwing 14 complete games and 158.2 innings last season. Linton led the MW with 164 strikeouts and 48 looking, while also leading in innings pitched. Her 14 complete games doubled her total from her sophomore season and in addition, she threw three shutouts and had 15 games with five or more strikeouts. Linton set a career high with 14 strikeouts at Utah State, one of three games that she finished with 10+ strikeouts. Her 164 strikeouts ranked 58th in the NCAA and were the fifth most in a single season in program history.
 - Her 7.24 strikeouts per game in 2023 was the single-season program record, breaking her own record of 6.97 she set in 2022.
 - Linton enters her senior season needing 123 strikeouts to set the career record at UNM, with the Lobo recording over 150 strikeouts her first two seasons at UNM.
- On Linton, Coach Dickson commented that, "Amber has been grinding all offseason to expand her pitch resume. She is the veteran of the staff and she's going to get the ball. I believe she has a chip on her shoulder from last season- she's hungry to win and her work ethic backs it up. If she commands the zone and we play defense behind her, she has the ability to be one of the top three pitchers in the Mountain West."
- In her first season at UNM, RHP Snow appeared in 29 games with 14 starts, throwing two complete games. She finished with a 4.86 ERA, pitching 90.2 innings and allowing 83 runs (63 earned), 128 hits, striking out 28 and walking 29. Snow had the second-most appearances, starts, innings pitched and strikeouts on the pitching staff and recorded two strikeouts in eight games with a season-high three strikeouts at Texas Tech on March 12.
- The Lobos added five pitchers, four of which are freshmen, in the offseason in McKenna Guest (RHP), Kenzie Jones (RHP) and Alina Ortiz (RHP) and Brooke Umali (LHP) and junior Emily Brouse (RHP), who previously played at Odessa.

FULLY CHARGED BATTERY

- In addition to having seven pitchers, the Lobos have experienced catchers in Sydney Carithers and Chloe Yeatts.
- Carithers is projected to get the start at catcher, and Yeatts appeared behind the plate in 34 games last season, the most of any catcher on the roster last season.

JUMP RIGHT IN

- UNM opens the season with three teams that made the NCAA Tournament a season ago in McNeese, Cal and Louisiana, with Louisiana advancing to the Super Regionals and both Cal and McNeese making their regional finals.
- UNM's first 17 games of the season will be on the road, taking the Lobos to Louisiana and three times to Texas before the home opener on Feb. 28 against Texas Tech.
- Louisiana ranks 21 in the ESPN.com/USA Softball preseason poll with McNeese receiving votes.
- Louisiana ranks 21 in the USA Today/ NFCA Coaches Poll with Cal (6) and McNeese (5) receiving votes.
- Louisiana also ranks 21 in the D1 Softball preseason poll.

NO LET UP IN NON-CONFERENCE

- Entering her second season at UNM, Coach Dickson put together a schedule that includes seven teams that competed in the NCAA Tournament last season (McNeese, Cal, Louisiana, Marist, Minnesota, GCU, and San Diego State from the MW) with a team that advanced to the Super Regionals, 15 teams that won over 30 games and three teams that won over 40 games last season.
- The Lobos will face three Power 5 teams in Cal (Pac-12), Minnesota (Big Ten) and Texas Tech (Big 12).

LIFE ON THE ROAD

- The Lobos have 13 of 54 total games at home.
- UNM's first 17 games of the season will be on the road, taking the Lobos to Louisiana and three times to Texas before the home opener on Feb. 28 against Texas Tech.
- Following the Feb. 28 home game, the Lobos don't have another home game until the MW series against UNLV starting on March 22, which includes a prolonged stay on the road with a tournament in Phoenix and the Lobos heading straight to Honolulu.

FIRST GAME, FIRST WIN

- Coach Dickson became just the second coach to win in their Lobo coaching debut, doing so with the largest margin of victory (+9) when UNM run-ruled Nicholls 12-3 in five on Feb. 9, 2023. Erica Beach was the other head coach to win in her first game (a 10-2, five inning win against Utah Valley on Feb. 12, 2011).

ABOUT TENNESSEE STATE

- Tennessee State enters the season after going 22-26-1 last season, and 12-11 in the Ohio Valley Conference.
- The Tigers were led by Ryla Traylor, who hit .319 with a team-high 46 hits, while Onnika Spencer led with 12 doubles, nine home runs, 31 RBI and a .574 slugging percentage, with both returning this season.
- Caitlyn Manus led the Tigers in the circle last season, appearing in 37 games with 26 starts and carried a 3.81 ERA and a 16-14 record.
- Nahtali Simpson returns as the biggest threat on the base path, going 10-10 in stolen bases. As a team, TSU was 30-36, while opponents went 52-60.
- Tennessee State was picked to finish sixth in the OVC with 80 points after finishing sixth last season.

ABOUT MCNEESE

- McNeese advanced to the NCAA Regional Final last season, losing to Washington 7-6 to end its season at 47-16.
- The Cowgirls were projected to win the Southland Conference this season, earning 16 out of 18 first-place votes and 128 points. McNeese had eight players on the preseason team with shortstop Reese Reyna, utility Chloe Gomez, outfielder Erin Ardoon, and pitcher Ashley Vallejo named to the first team. First baseman Crislyne Moreno, second baseman Mariana Torres, third baseman Rylie Bouvier, and pitcher Shaelyn Sanders were named to the second team.
- Reyna is the top returner at the plate with 55 hits and a .371 on-base percentage and .309 batting average, while Torres led the team with 14 doubles, 38 RBI and a .440 slugging percentage last season. Reyna is also the top returner when it comes to stolen bases, going 25-29 in 2023. As a team, McNeese went 147-172 in stolen bases.
- In the circle, the Cowgirls lost their top pitcher from last season with Ashley Vallejo the top returner with 32 appearances, 25 starts and 13 complete games. The RHP finished with a 2.25 ERA and a 19-9 record, pitching 152.1 innings and striking out a team-high 112 to walking 55.

ABOUT CHATTANOOGA

- Chattanooga went 25-27 last season, 7-11 in the SoCon.
- As a team, the Mocs were picked to finish fourth in the preseason poll with five on the Southern Conference Preseason All-Conference Team. Addy Keylon was named to the first team after starting all 50 games last season and hit .291 with nine home runs, 21 RBI and a .556 slugging percentage.
- Kaili Phillips led the team last season with a .333 batting average, 13 doubles, 10 home runs, 89 total bases, a .674 slugging percentage and a .477 on-base percentage.
- Peja Goold led the Mocs with a 2.59 ERA and throwing a team-high 100.0 innings, compiling a team-high 95 strikeouts. RHP Alyssa Lavdis made the most appearances in 2023 at 26, went 6-2 and tied Goold for the team high in complete games with four.

ABOUT CAL

- Cal reached the NCAA Regional Final against Oklahoma last season, losing 16-3 in five innings to finish 35-21-1. The Golden Bears went 9-14-1 in the Pac-12.
- Tatum Anzaldo was named to the Pac-12 Preseason All-Conference Team after hitting .383 with a .578 slugging percentage and .463 on-base percentage with 59 hits, 13 doubles, one triple, five home runs and 24 RBI.
- RHP Haylei Archer is the top returner after making a team-high 40 appearances with 25 starts last season, recording six complete games and a team-best three saves. Archer finished with a 3.50 ERA and threw a team-high 126.0 innings, striking out 76 and walking 77.
- Cal was picked to finish seventh in the Pac-12 preseason poll with 26 points.

ABOUT LOUISIANA

- The Ragin' Cajuns went 50-16, 22-2 in the Sun Belt and 22-2 at home last season. Louisiana advanced out of the NCAA Baton Rouge Regional, losing in two games to Washington in the NCAA Super Regionals. It was the first time that Louisiana won 50 games since 2019 and the first Super Regional appearance since 2016.
- Louisiana was voted the unanimous preseason favorite in the Sun Belt with 12 first-place votes, the sixth consecutive year being picked as the favorite. Mihya Davis was selected to the preseason team after being named the SBC Freshman of the Year last season.
- Davis led the team with a .380 batting average, 70 hits, and 52 stolen bases, while Lauren Allred led with a .721 slugging percentage and a .469 on-base percentage.
- RHP Sam Landry led the pitching staff with 42 appearances, 29 starts, eight complete games, four shutouts and 19 wins, throwing a team-high 147.2 innings. Landry compiled a 2.13 ERA and struck out 150 while allowing 64 walks.

NUMERICAL ROSTER

#	NAME	POS	HT	YR	B/T	HOMETOWN (PREVIOUS SCHOOL)
00	DeNae Vasquez-Dickson	OF	5-4	Fr.	L/L	Grapevine, Texas (Colleyville Heritage HS)
1	Gabrielle Briones	UTIL	5-3	Fr.	R/R	Mesquite, Texas (Mesquite HS)
2	Savana Martinez	C	5-3	RS-Jr.	R/R	Albuquerque, N.M. (Rio Rancho HS)
3	Rachael Hathoot	INF	5-8	RS-Sr.	R/R	Albuquerque, N.M. (La Cueva HS)
4	Macie Andrews	OF	5-3	Fr.	R/R	Enid, Okla. (Chisholm HS)
5	Kenzie Jones	P	5-8	Fr.	R/R	Crawford, Texas (Crawford HS)
6	Alina Ortiz	P	5-6	Fr.	R/R	Corona, Calif. (Centennial HS)
7	Ashley Archuleta	INF	5-4	Jr.	L/R	Rio Rancho, N.M. (Cleveland HS)
8	Katherine Brunner	INF	5-7	Fr.	R/R	Katy, Texas (James E. Taylor HS)
9	Jewels Hanawahine	UTIL	5-9	Fr.	R/R	Waimanalo, Hawaii (Kamehameha Kap. Iama)
12	Savannah Braun	INF	5-10	Sr.	R/R	Tualatin, Ore. (Tualatin HS)
13	Elizabeth Baylor	OF	5-8	So.	R/R	Richmond, Texas (Churchill Fulshear HS)
14	Taylor Snow	P	5-10	RS-Jr.	R/R	Columbia, La. (Louisiana)
16	Brooke Umali	P	5-3	Fr.	L/L	Burlingame, Calif. (Aragon HS)
17	Amber Linton	P	6-0	Sr.	R/R	Franklin, Ind. (Indiana)
18	Grace Rana	C	5-6	So.	R/R	Queen Creek, Ariz. (Queen Creek HS)
20	Emma Bramson	INF	5-7	Jr.	R/R	Valencia, Calif. (Valencia HS)
21	Taylor Morgan	OF	5-6	So.	R/R	Gallup, N.M. (Trinidad State College)
23	McKenna Guest	P	5-6	Fr.	R/R	Pattonville, Texas (Prairiland HS)
24	Diamond Sandoval	OF	5-3	Sr.	R/R	Norwalk, Calif. (St. Paul HS)
25	Chloe Yeatts	C/INF	5-9	So.	R/R	Ardmore, Okla. (Lone Grove HS)
26	Karly Smith	OF	5-10	Fr.	L/R	Scottsdale, Ariz. (Horizon HS)
27	Hayden Luderer	UTIL	5-5	Fr.	R/R	Thousand Oaks, Calif. (Louisville HS)
28	Emily Brouse	P	6-0	Jr.	R/R	Harlan, Iowa (Odessa College)
33	Sydney Carithers	C/INF	5-6	Jr.	R/R	Fort Worth, Texas (Stephen F. Austin)
38	Keyannah Chavez	OF	5-1	So.	L/L	Leander, Texas (Glen HS)
44	Lauren Garcia	INF	5-11	RS-So.	R/R	El Paso, Texas (Montwood HS)
55	Amanda Croteau	INF	5-3	Fr.	R/R	Katy, Texas (Cinco Ranch HS)

COACHING STAFF

Head Coach: Nicole Dickson	2nd season	Eastern New Mexico
Assistant Coach: Morgan Spearman	2nd season	Angelo State
Assistant Coach: Skylar Black	2nd season	Stephen F. Austin
Assistant Coach: Sophie Hannabas	1st season	Stephen F. Austin

HOME

ARIZONA (2)

Grace Rana, Karly Smith

CALIFORNIA (5)

Emma Bramson, Hayden Luderer, Alina Ortiz, Diamond Sandoval, Brooke Umali

HAWAII (1)

Jewels Hanawahine

INDIANA (1)

Amber Linton

IOWA (1)

Emily Brouse

LOUISIANA (1)

Taylor Snow

NEW MEXICO (4)

Ashley Archuleta, Rachael Hathoot, Savana Martinez, Taylor Morgan

OKLAHOMA (2)

Macie Andrews, Chloe Yeatts

OREGON (1)

Savannah Braun

TEXAS (10)

Elizabeth Baylor, Gabrielle Briones, Katherine Brunner, Sydney Carithers, Keyannah Chavez, Amanda Croteau, Lauren Garcia, McKenna Guest, Kenzie Jones, Danae Vasquez-Dickson

PRONUNCIATION GUIDE

3	RACHAEL HATHOOT	Ray-chel HAT-hoot
9	Jewels HANAWAHINE	HA-nah-WHA-he-nay
12	Savannah BRAUN	BRAWN
16	Brooke UMALI	OOH-mall-e
18	Grace RANA	RAIN-ah
25	Chloe YEATTS	rhymes with Gates
27	Hayden LUDERER	Lew-DUR-urr
28	Emily BROUSE	rhymes with house
55	Amanda CROTEAU	Crow-toe
*audio pronunciations are available on their bio online		

CLASS

SENIORS (4)

17	Amber Linton	RHP
12	Savannah Braun	INF
3	Rachael Hathoot (RS)	INF
24	Diamond Sandoval	OF

JUNIORS (6)

7	Ashley Archuleta	INF
20	Emma Bramson	INF
28	Emily Brouse	P
33	Sydney Carithers	C
2	Savana Martinez (RS)	C
14	Taylor Snow (RS)	RHP

SOPHOMORES (6)

13	Elizabeth Baylor	OF
38	Keyannah Chavez	OF
44	Lauren Garcia (RS)	INF
21	Taylor Morgan	OF
18	Grace Rana	C
25	Chloe Yeatts	C

FRESHMEN (12)

4	Macie Andrews	OF
1	Gabrielle Briones	INF
8	Katherine Brunner	INF
55	Amanda Croteau	INF
23	McKenna Guest	RHP
9	Jewels Hanawahine	INF
5	Kenzie Jones	RHP
27	Hayden Luderer	UTIL
6	Alina Ortiz	P
26	Karly Smith	OF
16	Brooke Umali	LHP
00	DeNae Vasquez-Dickson	OF

POSITIONAL BREAKDOWN

PITCHERS (7)

5	Kenzie Jones
6	Alina Ortiz
14	Taylor Snow
16	Brooke Umali
17	Amber Linton
23	McKenna Guest
28	Emily Brouse

CATCHERS (2)

2	Savana Martinez
18	Grace Rana

CATCHER/INFIELDER (2)

25	Chloe Yeatts
33	Sydney Carithers

INFIELDER (7)

3	Rachael Hathoot
7	Ashley Archuleta
8	Katherine Brunner
12	Savannah Braun
20	Emma Bramson
44	Lauren Garcia
55	Amanda Croteau

OUTFIELDERS (7)

00	DeNae Vasquez-Dickson
4	Macie Andrews
13	Elizabeth Baylor
24	Diamond Sandoval
26	Karly Smith
38	Keyannah Chavez
UTILITY (3)	

1	Gabrielle Briones
9	Jewels Hanawahine
27	Hayden Luderer



DeNae Vasquez-Dickson
OF • 5-4 • FR. • L/L
Grapevine, Texas



Gabrielle Briones
UTIL • 5-3 • FR. • R/R
Mesquite, Texas



Savana Martinez
C • 5-3 • RS-JR. • R/R
Albuquerque, N.M.



Rachael Hathoot
INF • 5-8 • RS-SR. • R/R
Albuquerque, N.M.



Macie Andrews
OF • 5-3 • FR. • R/R
Enid, Okla.



Kenzie Jones
P • 5-8 • FR. • R/R
Crawford, Texas



Alina Ortiz
P • 5-6 • FR. • R/R
Corona, Calif.



Ashley Archuleta
INF • 5-4 • JR. • L/L
Rio Rancho, N.M.



Katherine Brunner
INF • 5-7 • FR. • R/R
Katy, Texas



Jewels Hanawahine
UTIL • 5-9 • FR. • R/R
Waimanalo, Hawai'i



Savannah Braun
INF • 5-10 • SR. • R/R
Tualatin, Ore.



Elizabeth Baylor
OF • 5-8 • SO. • R/R
Richmond, Texas



Taylor Snow
P • 5-10 • RS-JR. • R/R
Columbia, La.



Brooke Umali
P • 5-3 • FR. • L/L
Burlingame, Calif.



Amber Linton
P • 6-0 • SR. • R/R
Franklin, Ind.



Grace Rana
C • 5-6 • SO. • R/R
Queen Creek, Ariz.



Emma Bramson
INF • 5-7 • JR. • R/R
Valencia, Calif.



Taylor Morgan
OF • 5-6 • SO. • R/R
Gallup, N.M.



McKenna Guest
P • 5-6 • FR. • R/R
Pattonville, Texas



Diamond Sandoval
OF • 5-3 • SR. • R/R
Norwalk, Calif.



Chloe Yeatts
C/INF • 5-9 • SO. • R/R
Ardmore, Okla.



Karly Smith
OF • 5-10 • FR. • L/R
Scottsdale, Ariz.



Hayden Luderer
UTIL • 5-5 • FR. • R/R
Thousand Oaks, Calif.



Emily Brouse
P • 6-0 • JR. • R/R
Harlan, Iowa



Sydney Carithers
C/INF • 5-6 • JR. • R/R
Fort Worth, Texas



Keyannah Chavez
OF • 5-1 • SO. • L/L
Leander, Texas



Lauren Garcia
INF • 5-11 • RS-SO. • R/R
El Paso, Texas



Amanda Croteau
INF • 5-3 • FR. • R/R
Katy, Texas



Nicole Dickson
Head Coach



Morgan Spearman
Assistant Coach



Skylar Black
Assistant Coach



Sophie Hannabas
Assistant Coach

HEAD COACH NICOLE DICKSON



Nicole Dickson enters her second season as head coach of the Lobo softball program in 2023-24. Hired on June 3, 2022, Dickson is the sixth head coach in program history.

The Lobos took significant statistical strides in her first year in Albuquerque, producing numbers that hadn't been achieved in several years. Of note, UNM's .299 batting average was the best since 2015 and tied the best average for the program in the last 11 years. The 399 hits and 231 runs scored were the most since 2015 and 2016, respectively, and the 214 RBI and .368 on-base percentage were the highest since 2015. The team's 14 triples were the most in a single season since 2010 and the Lobos' 40 stolen bases were the most since 2013. Defensively, the Lobos led the MW with 22 double plays, the most turned since 2015 and the four shutouts were the most since 2013.

Additionally, UNM jumped in the NCAA rankings from a season ago in eight categories: batting average (a ranking improvement of 86 spots), triples per game (88 spots), stolen bases per game (87 spots), runs (49 spots), on-base percentage (46 spots), slugging percentage (12 spots), shutouts (16 spots) and double plays turned (141 spots). The Lobos ranked 45th in batting average, 27th in double plays per game, 29th in triples per game, 68th in on-base percentage and 88th in slugging percentage.

It didn't take long to see the potential as with UNM's season-opening win over Nicholls, Dickson became just the second Lobo head coach in program history to win in their coaching debut, doing so with the largest margin of victory (12-3 in five innings). Three games later, Dickson and the Lobos made more history, beating No. 19 Oregon State 8-0 in five innings for UNM's first win over a ranked opponent since 2016 and UNM's first run-rule win over a ranked opponent since 2012.

During the season, Dickson guided the Lobos to their first series win over Nevada since 2015, UNM's 8-0 win over SJSU on March 25 was the first shutout against the Spartans since May 8, 2015, and the 12 runs scored against CSU on April 16 were the most runs the Lobos have scored against the Rams since April 15, 2016. In the March 19th win at Utah State, the Lobos finished with 18 hits, 15 runs and struck out 14 Aggies, with the 18 hits the most since 2018 and the 15 runs were the most since 2019. The 15 runs were the most against the Aggies since April 26, 2014, and the 14 strikeouts by Amber Linton were the most in a game by a Lobo since 2013.

Among the conference, UNM had players in the top four in the MW in batting average (Rachael Hathoot second at .396 and Peyton Robinson fourth at .380), two players in the top 5 in the MW in hits (Robinson fourth at 60 and Hathoot fifth at 59), two players in the top 2 in triples (Hathoot first at seven and Ashley Archuleta tied for second at 5) and had two MW Player of the Week, one Pitcher of the Week and two Freshman of the Week honors.

UNM produced two All-Mountain West First Team members in Archuleta and Hathoot, who each had their best seasons in a Lobo uniform.

Hathoot produced her best season as a Lobo with 59 hits, nine doubles, seven triples, 31 RBI, 91 total bases, 12 walks, 38 runs scored, a .396 batting average, .452 on-base percentage and .611 slugging percentage and her seven triples tied for the third most in a single season in program history, last done in 1998. Her 59 hits were more than her freshman and sophomore seasons combined, as were her total bases. Further, she had a career-best 15-game hit streak and career-best 20-game streak of reaching base, while also leading the team with 18 multiple hit games, five games with three hits and had seven multiple RBI games with a career-high five RBI against NMSU. Among the MW, the Lobo led the MW in triples and assists (114), was second in fielding double plays, second in batting average, fifth in hits, eighth in slugging percentage and total bases and ninth in on-base percentage. Archuleta finished with 43 hits, four doubles, five triples (tied for the ninth most in a single season in program history) and three home runs, 25 RBI and 66 total bases, had a .508 slugging percentage, .331 batting average and .401 on-base percentage. She finished her best season as a Lobo in terms of home runs, triples, batting average, slugging percentage and stolen bases.

In the circle, Amber Linton recorded a MW-best 164 strikeouts and set a program record in strikeouts per game at 7.24, besting her own program record of 6.97 she set in 2022. Her 14 complete games doubled her total from the previous year and she also registered 15 games with five or more strikeouts and three games with 10-plus strikeouts, an improvement over last season as well.

Nationally, Hathoot finished 53rd in the NCAA in batting average, fifth in triples and seventh in triples per game, Archuleta finished 28th in triples and 30th in triples per game, Robinson finished 30th in sacrifice bunts and Linton finished 58th in strikeouts.

"I am excited to have Nicole join the Lobo Family," said Vice President/Director of Athletics Eddie Nuñez at the time of her hire. "She has been highly successful at multiple levels, and she has a history of building programs. Her vision for what Lobo Softball can be, and how to build it, is what we need to bring our program to a championship level."

Prior to arriving at UNM, Dickson spent six seasons as the head coach at Stephen F. Austin, with the Ladyjacks surpassing 30 wins in four of five seasons and were on pace for another stellar result in the shortened 2020 season with a 19-4 record. Through her six seasons, Dickson compiled a 169-123 record and was named the 2021 Southland Conference Coach of the Year.

Under her leadership, SFA had 20 all-conference selections, as well as two hitter of the year and pitcher of the year selections, a player of the year and a freshman of the year.

"I am grateful for the opportunity to join UNM Athletics," Dickson stated upon her selection as the new Lobo head coach. "I really value, and aligned with, the core values and vision for the program. Both Eddie Nuñez and Deputy A.D. for External Affairs Dave Williams are all in, and are willing to support the student-athletes to have a quality experience and want to see softball be successful. I loved the community and coaches and the beautiful campus sells itself."

"I am excited to work with the student-athletes and develop a competitive, hard-working culture focused on getting better every day. The goal is to compete for championships and represent the campus and community positively on and off the field."

In her last season at SFA, the Ladyjacks went 18-6 in conference play and 31-27 overall, winning the Southwest Division and advancing to the WAC Tournament final as the No. 2 seed. The Ladyjacks had three players make the All-WAC team with Cassidy Wilbur claiming Pitcher of the Year. Wilbur struck out a conference-best 219 batters, holding the opposition to a .211 batting average while recording a WAC-high 37 appearances and tying the WAC lead in wins with 19. In her 18 complete games, she recorded a conference-high six shutouts.

Prior to that, the Ladyjacks won their second Southland Conference regular season title in 2021 with a 35-12 overall and 25-2 conference record, resulting in Dickson being selected Coach of the Year.

As a result of Dickson's and the Ladyjacks' success, three players were named to the 2021 NFCA All-Region Division I teams, with two first team selections and a third team selection. In addition, under her guidance, SFA had seven named to the all-conference teams that included the Southland Conference's Pitcher of the Year, Hitter of the Year and Player of the Year. Wilbur was also named Southland Conference Pitcher and Player of the Year in the league, the first time a Ladyjack has collected both honors simultaneously, as well as named a JWOS All-American Second Team.

Further, in 2021, the program set three program records. SFA's 25 league wins and just two conference losses were a program best, with the team setting another program record with 18 consecutive wins.

In the shortened 2020 season, Dickson and the Ladyjacks went 19-4 and set a program record with a then-13 consecutive wins with a NCAA Division I best nine true road wins. In the 2019, SFA went 36-23, compiling wins over Power Five programs Illinois, Mississippi State, Indiana and Baylor.

Before taking the helm at SFA, Dickson gained experience as the head coach at Tyler Junior College (2013-16) and a spent a year as the head coach at Paris Junior College (2012-13). Dickson got her start in coaching as a graduate assistant at Hardin-Simmons in 2008 before getting her first coaching job as an assistant coach at Howard College in 2010.

Dickson earned a B.S. in health and physical education from Eastern New Mexico in 2008 and earned a master's in sports management and kinesiology from Hardin-Simmons in 2009.

In addition, Coach Dickson's first win at SFA was against UNM (a 5-1 win on Feb. 17, 2017).

HEAD COACH NICOLE DICKSON

YEAR-BY-YEAR

YEAR	SCHOOL	OVERALL	CONFERENCE
2023	New Mexico	19-31 (.380)	6-16 (.273)
2022	Stephen F. Austin	31-27 (.534)	18-6 (.750)
2021	Stephen F. Austin	35-12 (.745)	25-2 (.926)
2020	Stephen F. Austin	19-4 (.826)	3-0 (1.000)
2019	Stephen F. Austin	36-23 (.610)	18-9 (.667)
2018	Stephen F. Austin	31-24 (.564)	18-9 (.667)
2017	Stephen F. Austin	17-33 (.340)	9-15 (.375)
2016	Tyler JC	60-6 (.909)	27-1 (.964)
2015	Tyler JC	39-18 (.684)	18-10 (.643)
2014	Tyler JC	Hired to start softball program	
2013	Paris JC		
2012	Paris JC		

COACHING HISTORY

2017-22: Stephen F. Austin, Head Coach
 2013-16: Tyler Junior College, Head Coach
 2012-13: Paris Junior College, Head Coach
 2010-12: Howard College, Assistant Coach
 2008-09: Hardin-Simmons, Graduate Assistant

COACH DICKSON UNM RECORDS

OPPONENT	Series	H	A	N
Arizona State	0-1		0-1	
Boise State	0-3	0-3		
Buffalo	3-0			3-0
Cal State Bakersfield	2-0	2-0		
Charlotte	1-0			1-0
Colorado State	1-1	1-1		
Creighton	1-0			1-0
Fresno State	0-3		0-3	
Grand Canyon	0-1		0-1	
Houston	1-0			1-0
LSU	0-2		0-2	
Manhattan	1-0			1-0
Nebraska	0-2			0-2
Nevada	2-1	2-1		
New Mexico State	1-1	1-0	0-1	
Nicholls	1-0		1-0	
Oklahoma State	0-1			0-1
Oregon State	1-1			1-1
San Diego State	0-3		0-3	
San José State	2-1	2-1		
Santa Clara	0-1			0-1
Texas Tech	0-3		0-2	0-1
UNLV	0-2		0-2	
Utah State	1-2		1-2	
UTEP	1-1	1-1		
Washington	0-1			0-1
	19-31	9-7	2-17	8-7

RANKED WINS

No. 19 Oregon State 8-0 (5) 2/11/23

COACH DICKSON ALL-TIME RECORDS

OPPONENT	Series	H	A	N
Abilene Christian	9-9	2-4	7-5	
Arizona State	0-1		0-1	
Arkansas-Pine Bluff	1-0			1-0
Austin Peay	1-0			1-0
Baylor	1-3	0-1	1-2	
Belmont	1-0			1-0
Boise State	0-3	0-3		
Bowling Green	0-1			0-1
Buffalo	3-0			3-0
Butler	1-1			1-1
Cal State Bakersfield	2-0	2-0		
Central Arkansas	6-6	2-1	4-4	0-1
Charlotte	1-0			1-0
Colorado State	1-1	1-1		
Coppin State	1-0			1-0
Creighton	1-0			1-0
Drake	1-0			1-0
Evansville	0-1			0-1
Fresno State	0-3		0-3	
Georgia State	0-1			0-1
Grambling State	1-0			1-0
Grand Canyon	1-3		0-1	1-2
Hofstra	1-0			1-0
Houston	1-2		0-2	1-0
Houston Baptist	10-2	7-2	3-0	
Illinois	1-0			1-0
Illinois State	0-1			0-1
Incarinate Word	11-1	2-1	9-0	
Indiana	1-0			1-0
Jackson State	3-0	1-0		2-0
Jacksonville	1-1			1-1
Jacksonville St.	1-0			1-0
Kansas	0-3			0-3
Kent State	1-0			1-0
Lamar	15-6	7-5	8-1	
Louisiana	0-2		0-2	
Louisiana-Monroe	6-3	1-1	4-2	1-0
LSU	0-6		0-6	
Louisiana Tech	2-4	2-1	0-2	0-1
Manhattan	1-0			1-0
Maryland	1-0			1-0
McNeese	4-9	4-3	0-4	0-2
Memphis	3-0	2-0		1-0
Middle Tennessee	4-0	1-0		3-0
Mississippi State	1-3		1-3	
Mississippi Valley	2-1			2-1
Missouri	0-1		0-1	
Missouri State	1-5		0-1	1-4
Nebraska	0-2			0-2
Nevada	2-1	2-1		
New Mexico	2-0			2-0
New Mexico State	1-1	1-0	0-1	
Nicholls	5-5	4-2	1-3	
North Texas	0-4		0-4	
Northern Iowa	2-0			2-0
Northwestern State	8-3	6-3	1-0	1-0
Oklahoma State	0-1			0-1
Ole Miss	0-3		0-3	
Oregon	0-1			0-1
Oregon State	1-1			1-1
Pitt	0-1			0-1
Prairie View	6-0	2-0	4-0	
Purdue	2-0			2-0
Sam Houston State	13-6	5-1	8-4	0-1
San Diego State	0-3		0-3	
San José State	2-1	2-1		
Santa Clara	0-1			0-1
Seattle	2-0			2-0
South Alabama	2-3		2-3	
South Dakota State	0-1			0-1
Southeastern La.	1-3		1-2	0-1
Southern	3-0			3-0
Southern Illinois	0-1			0-1
Southern Miss	1-1		1-1	
Syracuse	0-1			0-1
Tarleton State	6-2	2-1	3-0	1-1
Tennessee Tech	1-1			1-1
Texas Arlington	2-3	1-1	1-2	
Texas A&M	0-5		0-5	
Texas A&M-CC	8-1	3-0	5-1	
Texas Southern	8-0	3-0	4-0	1-0
Texas Tech	0-4		0-2	0-2
UMKC	0-2			0-2
UNLV	0-2		0-2	
USC Upstate	0-1			0-1
UTEP	1-1	1-1		
Utah State	1-2		1-2	
UT Martin	1-0			1-0
Valparaiso	1-0			1-0
Washington	0-1			0-1
Western Kentucky	0-2			0-2
Western Michigan	3-0			3-0
	188-152	66-34	69-78	53-42
RANKED WINS				
No. 16 Indiana	1-0	3/1/19		
No. 24 Mississippi St.	1-0	2/10/19		
No. 25 Illinois	7-2	2/23/19		
No. 19 Oregon State	8-0 (5)	2/11/23		

SERIES HISTORY

TENNESSEE STATE			
Series Record: 0-1			
2/16/14	L	6-4	
MCNEESE			
Series Record: 4-0			
3/1/91	W	2-0	
2/25/00	W	7-2	
3/14/04	W	5-2	
3/14/04	W	4-2	

CHATTANOOGA			
Series Record: First meeting			

CAL			
Series Record: 1-5			
3/26/81	W	1-0	
3/17/89	L	3-1	
2/21/97	L	6-4	
3/3/01	L	3-1	
2/7/14	L	8-2	No. 24
2/23/20	L	5-3	

LOUISIANA			
Series Record: 0-2			
3/5/09	L	9-0 (5)	No. 16
3/19/11	L	8-4	No. 19

STAT COMPARISON

	UNM	TSU	MS
OFFENSE			
AVG.	.299	.250	.288
OB %	.368	.333	.360
SLG%	.422	.364	.398
RUNS AVG.	231 4.6	193 3.9	265 4.2
HITS AVG.	399 8.0	326 6.7	463 7.3
BB AVG.	123 2.5	144 2.9	159 2.5
RBI	214	170	220
HR	27	19	22
SB-ATT	40-43	30-36	147-172

PITCHING			
ERA	5.33	4.33	1.84
SO AVG.	228 4.6	145 2.9	264 4.2
BB AVG.	155 3.1	98 2.0	114 1.8
OPP. AVG.	.317	.291	.227

FIELDING			
DP	22	23	37
FLD %	.956	.957	.978

	UTC	CAL	UL
OFFENSE			
AVG.	.263	.294	.308
OB %	.332	.380	.379
SLG%	.386	.498	.508
RUNS AVG.	213 4.1	309 5.4	370 4.3
HITS AVG.	371 7.1	454 7.9	527 7.7
BB AVG.	129 2.5	168 2.9	178 2.8
RBI	192	285	337
HR	33	74	79
SB-ATT	58-68	53-67	145-175

PITCHING			
ERA	3.33	3.83	2.10
SO AVG.	309 5.9	220 3.9	461
BB AVG.	210 4.0	176 3.1	159
OPP. AVG.	.233	.264	.192

FIELDING			
DP	15	26	13
FLD %	.961	.959	.966

UNM WHEN HOME/AWAY/NEUTRAL			
STAT	HOME (16)	AWAY (19)	NEUTRAL (15)
RUNS	95	72	64
Opp	104	130	68
BAVG.	.348	.278	.274
Opp	.296	.374	.266
HITS	149	145	105
Opp	133	185	103
HR	10	13	4
SO	40	96	79
Opp	65	69	94
BB	42	47	34
Opp	53	56	46
ERA	4.99	6.73	4.05
Opp	5.62	3.50	3.71



BY MONTH

BATTING

MONTH	AVG.	G	AB	R	H	2B	3B	HR	RBI	TB	SLG%	BB	SO	OB%	SF	SH	SB	SBA
Feb.																		
March																		
April																		
May																		
TOT																		

PITCHING

Month	ERA	W-L	G	CG	SHO	SV	IP	H	R	ER	SO	BB	2B	3B	HR	AVG.	WP	HBP
Feb.																		
March																		
April																		
May																		
TOT																		

2024 MW PLAYERS OF THE WEEK

PLAYER OF THE WEEK	PITCHER OF THE WEEK	FRESHMAN OF THE WEEK
--------------------	---------------------	----------------------

MILESTONE TRACKER

Ashley Archuleta: 1 hit from 100th career, 2 starts from 100th career
Emma Bramson: 10 starts from 100th career
Amber Linton: 122 strikeouts from tying program career record



GAME-BY-GAME STARTERS

BY POSITION

DATE	OPPONENT	SP	C	1B	2B	SS	3B	LF	CF	RF	DP
2/9	Tennessee St.										
2/9	McNeese										
2/10	Chattanooga										
2/10	Cal										
2/11	Louisiana										
2/14	UTEP										
2/14	UTEP										
2/16	Marist										
2/16	ACU										
2/17	ACU										
2/17	HCU										
2/18	Marist										
2/23	SFA										
2/23	North Texas										
2/24	SFA										
2/24	North Texas										
2/25	Minnesota										
2/28	Texas Tech										
3/1	Pacific										
3/1	Montana										
3/2	Toledo										
3/2	GCU										
3/6	Cleveland St.										
3/7	UConn										
3/7	Hawai'i										
3/8	UConn										
3/8	Hawai'i										
3/12	Texas Tech										
3/12	Texas Tech										
3/15	San José St.										
3/16	San José St.										
3/17	San José St.										
3/22	UNLV										
3/23	UNLV										
3/24	UNLV										
3/26	New Mexico St.										
3/26	New Mexico St.										
3/28	Nevada										
3/29	Nevada										
3/30	Nevada										
4/3	San Diego St.										
4/3	San Diego St.										
4/6	Colorado St.										
4/7	Colorado St.										
4/16	NMSU										
4/19	Utah St.										
4/20	Utah St.										
4/21	Utah St.										
4/26	Boise St.										
4/27	Boise St.										
4/28	Boise St.										
5/2	Fresno St.										
5/3	Fresno St.										
5/4	Fresno St.										

BREAKDOWN

SP	C	1B	2B	SS	3B	LF	CF	RF	DP
----	---	----	----	----	----	----	----	----	----



GAME-BY-GAME STARTERS

BY BATTING ORDER

DATE	OPPONENT	1	2	3	4	5	6	7	8	9
2/9	Tennessee St.									
2/9	McNeese									
2/10	Chattanooga									
2/10	Cal									
2/11	Louisiana									
2/14	UTEP									
2/14	UTEP									
2/16	Marist									
2/16	ACU									
2/17	ACU									
2/17	HCU									
2/18	Marist									
2/23	SFA									
2/23	North Texas									
2/24	SFA									
2/24	North Texas									
2/25	Minnesota									
2/28	Texas Tech									
3/1	Pacific									
3/1	Montana									
3/2	Toledo									
3/2	GCU									
3/6	Cleveland St.									
3/7	UConn									
3/7	Hawai'i									
3/8	UConn									
3/8	Hawai'i									
3/12	Texas Tech									
3/12	Texas Tech									
3/15	San José St.									
3/16	San José St.									
3/17	San José St.									
3/22	UNLV									
3/23	UNLV									
3/24	UNLV									
3/26	New Mexico St.									
3/26	New Mexico St.									
3/28	Nevada									
3/29	Nevada									
3/30	Nevada									
4/3	San Diego St.									
4/3	San Diego St.									
4/6	Colorado St.									
4/7	Colorado St.									
4/16	NMSU									
4/19	Utah St.									
4/20	Utah St.									
4/21	Utah St.									
4/26	Boise St.									
4/27	Boise St.									
4/28	Boise St.									
5/2	Fresno St.									
5/3	Fresno St.									
5/4	Fresno St.									

BREAKDOWN

LEADOFF

2ND

3RD

CLEANUP

5TH

6TH

7TH

8TH

9TH



NEW MEXICO OVERALL STATISTICS

Record: 19-31 Home: 9-7 Away: 2-17 Neutral: 8-7 MW: 6-16

Player	avg	gp-gs	ab	r	h	2b	3b	hr	rbi	tb	slg%	bb	hp	so	gdp	ob%	sf	sh	sb-att	po	a	e	fld%
3 HATHOOT, Rachael	.396	50-50	149	38	59	9	7	3	31	91	.611	12	4	15	0	.452	1	4	5-5	79	114	12	.941
21 ROBINSON, Peyton	.380	50-50	158	29	60	3	0	0	11	63	.399	11	4	14	0	.434	0	10	15-18	61	4	1	.985
7 ARCHULETA, Ashley	.331	47-45	130	22	43	4	5	3	25	66	.508	16	0	25	0	.401	1	2	2-2	82	89	9	.950
38 CHAVEZ, Keyannah	.315	50-50	143	36	45	7	0	0	19	52	.364	19	4	18	1	.410	0	8	8-8	70	4	2	.974
20 BRAMSON, Emma	.314	44-44	121	18	38	5	0	1	11	46	.380	8	2	16	1	.361	2	2	2-2	41	67	9	.923
44 GARCIA, Lauren	.282	44-34	110	9	31	6	0	3	27	46	.418	12	3	13	2	.362	2	0	0-0	19	0	0	1.000
25 YEATTS, Chloe	.272	48-42	125	15	34	7	0	5	31	56	.448	7	1	19	2	.311	2	0	1-1	176	10	6	.969
34 BOLDT, Maddie	.255	48-40	106	19	27	4	1	9	26	60	.566	14	1	27	1	.341	2	1	0-0	31	4	2	.946
4 TRIM, Jenna	.222	36-28	72	11	16	5	1	1	6	26	.361	8	1	15	0	.309	0	0	0-0	197	7	3	.986
16 ROMERO, Leslie	.176	25-14	51	5	9	1	0	0	4	10	.196	4	1	3	0	.250	0	1	0-0	24	2	0	1.000

27 BIRKINSHAW, Olivia	.286	29-13	42	9	12	2	0	1	8	17	.405	1	5	6	0	.367	1	0	2-2	13	6	3	.864
77 TUCK, Reyan	.256	27-15	43	4	11	1	0	0	6	12	.279	2	1	10	0	.292	2	0	0-0	80	2	4	.953
55 CAMERON, Janae	.250	14-3	12	0	3	0	0	0	1	3	.250	3	0	5	0	.400	0	0	1-1	7	0	0	1.000
42 WALKER, Loran	.171	24-11	35	4	6	0	0	1	6	9	.257	3	3	11	1	.279	2	0	1-1	30	13	3	.935
13 BAYLOR, Elizabeth	.167	21-9	24	1	4	0	0	0	1	4	.167	3	0	9	0	.259	0	0	1-1	19	2	0	1.000
2 MARTINEZ, Savana	.125	10-2	8	0	1	0	0	0	1	1	.125	0	0	7	0	.125	0	0	0-0	15	1	3	.842
24 SANDOVAL, Diamond	.000	2-0	2	0	0	0	0	0	0	0	.000	0	0	1	0	.000	0	0	0-0	0	0	0	.000
0 GONZALEZ, Evany	.000	11-0	1	5	0	0	0	0	0	0	.000	0	0	1	0	.000	0	0	1-1	0	0	0	.000
18 RANA, Grace	.000	20-0	1	6	0	0	0	0	0	0	.000	0	0	0	0	.000	0	0	1-1	0	0	0	.000
Totals	.299	50	1333	231	399	54	14	27	214	562	.422	123	30	215	8	.368	15	28	40-43	946	385	61	.956
Opponents	.317	50	1330	302	421	86	5	42	272	643	.483	155	50	228	12	.404	13	24	69-76	966	375	48	.965

LOB - Team (332), Opp (326). DPs turned - Team (22), Opp (14). CI - Team (2), YEATTS 1, MARTINEZ, S. 1.

(All games Sorted by Earned run avg)

Player	era	w-l	app	gs	cg	sho	sv	ip	h	r	er	bb	so	2b	3b	hr	b/avg	wp	hp	bk	sfa	sha
17 LINTON, Amber	3.71	11-13	32	25	14	3/0	1	158.2	171	103	84	70	164	33	1	12	.273	4	25	0	2	17
14 SNOW, Taylor	4.86	5-10	29	14	2	0/0	0	90.2	128	83	63	29	28	27	2	13	.327	3	10	0	6	5
5 BRINKA, Emmalyn	8.73	3-7	21	9	2	1/0	1	47.1	87	72	59	27	24	18	1	9	.397	2	3	0	4	1
4 TRIM, Jenna	11.20	0-0	4	0	0	0/0	0	5.0	11	8	8	3	0	4	1	3	.440	0	2	0	0	1
28 FOHRMAN, Samant	12.19	0-1	8	2	0	0/0	0	10.1	19	27	18	18	6	3	0	4	.358	3	6	0	1	0
8 MITCHELL, Bella	18.90	0-0	5	0	0	0/0	0	3.1	5	9	9	8	6	1	0	1	.333	4	4	0	0	0
Totals	5.33	19-31	50	50	18	4/0	2	315.1	421	302	240	155	228	86	5	42	.317	16	50	0	13	24
Opponents	4.22	31-19	50	50	16	8/3	6	322.0	399	231	194	123	215	54	14	27	.299	32	30	0	15	28

PB - Team (7), YEATTS 3, WALKER 1, MARTINEZ, S. 1, ROMERO 1, CAMERON 1, Opp (6). SBA/ATT - YEATTS (47-52), LINTON (39-42), SNOW (19-20), ROMERO (11-12), BRINKA (7-10), WALKER (6-6), MARTINEZ, S. (5-6), FOHRMAN (3-3), TRIM (1-1).



MOUNTAIN WEST STATS

Record: 6-16 Home: 5-6 Away: 1-10 MW: 6-16

Player	avg	gp-gs	ab	r	h	2b	3b	hr	rbi	tb	slg%	bb	hp	so	gdp	ob%	sf	sh	sb-att	po	a	e	fld%
7 ARCHULETA, Ashley	.437	22-22	71	13	31	3	4	2	18	48	.676	7	0	5	0	.481	1	0	1-1	41	47	6	.936
3 HATHOOT, Rachael	.414	22-22	70	19	29	5	4	1	13	45	.643	6	2	4	0	.468	1	2	0-0	35	54	5	.947
21 ROBINSON, Peyton	.379	22-22	66	11	25	0	0	0	4	25	.379	8	2	6	0	.461	0	4	2-4	24	2	1	.963
20 BRAMSON, Emma	.345	22-22	58	11	20	3	0	0	5	23	.397	6	1	5	1	.415	0	1	1-1	15	32	5	.904
34 BOLDT, Maddie	.261	22-16	46	8	12	1	0	3	8	22	.478	7	1	11	1	.370	0	0	0-0	14	3	1	.944
25 YEATTS, Chloe	.259	21-19	54	6	14	6	0	2	17	26	.481	3	0	10	1	.298	0	0	0-0	66	5	4	.947
38 CHAVEZ, Keyannah	.246	22-22	61	13	15	2	0	0	11	17	.279	11	2	10	1	.378	0	4	3-3	38	2	0	1.000
16 ROMERO, Leslie	.192	10-8	26	2	5	1	0	0	3	6	.231	3	0	2	0	.276	0	1	0-0	11	1	0	1.000
44 GARCIA, Lauren	.175	17-13	40	4	7	3	0	1	8	13	.325	6	0	5	0	.271	2	0	0-0	4	0	0	1.000
4 TRIM, Jenna	.143	19-15	35	4	5	1	0	0	2	6	.171	2	1	10	0	.211	0	0	0-0	109	5	2	.983

2 MARTINEZ, Savana	.333	5-0	3	0	1	0	0	0	1	1	.333	0	0	2	0	.333	0	0	0-0	13	0	2	.867
55 CAMERON, Janae	.286	7-1	7	0	2	0	0	0	1	2	.286	1	0	3	0	.375	0	0	0-0	2	0	0	1.000
77 TUCK, Reyana	.278	12-5	18	2	5	0	0	0	2	5	.278	2	0	6	0	.333	1	0	0-0	21	1	0	1.000
13 BAYLOR, Elizabeth	.143	9-7	14	1	2	0	0	0	0	2	.143	3	0	4	0	.294	0	0	1-1	12	1	0	1.000
42 WALKER, Loran	.143	7-1	7	0	1	0	0	0	0	1	.143	0	0	2	0	.143	0	0	0-0	2	1	0	1.000
27 BIRKINSHAW, Olivia	.000	7-3	9	0	0	0	0	0	0	0	.000	0	0	2	0	.000	0	0	0-0	4	0	0	1.000
18 RANA, Grace	.000	7-0	1	2	0	0	0	0	0	0	.000	0	0	0	0	.000	0	0	0-0	0	0	0	.000
24 SANDOVAL, Diamond	.000	1-0	1	0	0	0	0	0	0	0	.000	0	0	1	0	.000	0	0	0-0	0	0	0	.000
0 GONZALEZ, Evany	.000	3-0	0	2	0	0	0	0	0	0	.000	0	0	0	0	.000	0	0	0-0	0	0	0	.000
Totals	.296	22	587	98	174	25	8	9	93	242	.412	65	9	88	4	.372	5	12	8-10	412	177	29	.953
Opponents	.337	22	597	156	201	42	2	23	140	316	.529	73	25	88	5	.427	6	12	39-42	428	176	18	.971

LOB - Team (152), Opp (147). DPs turned - Team (9), Opp (7). CI - Team (2), YEATTS 1, MARTINEZ, S. 1.

(MW games only Sorted by Earned run avg)

Player	era	w-l	app	gs	cg	sho	sv	ip	h	r	er	bb	so	2b	3b	hr	b/avg	wp	hp	bk	sfa	sha
17 LINTON, Amber	4.26	3-6	15	10	5	1/0	1	67.1	78	55	41	33	66	16	1	5	.290	4	11	0	2	7
14 SNOW, Taylor	4.93	2-7	15	8	1	0/0	0	54.0	81	57	38	17	13	17	1	9	.342	1	8	0	4	5
28 FOHRMAN, Samant	15.27	0-0	3	0	0	0/0	0	3.2	6	8	8	7	2	1	0	2	.333	1	2	0	0	0
5 BRINKA, Emmalyn	17.06	1-3	9	4	0	0/0	0	10.2	30	30	26	12	5	6	0	5	.484	0	2	0	0	0
4 TRIM, Jenna	35.00	0-0	2	0	0	0/0	0	1.0	5	5	5	2	0	2	0	2	.625	0	1	0	0	0

8 MITCHELL, Bella	10.50	0-0	2	0	0	0/0	0	0.2	1	1	1	2	2	0	0	0	.333	0	1	0	0	0
Totals	6.01	6-16	22	22	6	1/0	1	137.1	201	156	118	73	88	42	2	23	.337	6	25	0	6	12
Opponents	4.17	16-6	22	22	8	4/1	2	142.2	174	98	85	65	88	25	8	9	.296	14	9	0	5	12

PB - Team (3), YEATTS 1, ROMERO 1, MARTINEZ, S. 1. SBA/ATT - YEATTS (30-33), LINTON (22-25), SNOW (14-14), ROMERO (7-7), FOHRMAN (2-2), BRINKA (1-1), WALKER (1-1), MARTINEZ, S. (1-1).



BATTING

GAME-BY-GAME STATISTICS

Date	Opponent	ab	r	h	rbi	2b	3b	hr	tb	bb	ibb	sb	cs	hbp	sac	sf	gdp	k	po	a	e	lob	avg
Feb 09	at Nicholls	26	12	12	12	2	0	1	17	3	0	3	0	5	0	1	0	2	15	7	2	8	.462
Feb 10	vs Oregon St.	23	0	3	0	0	0	0	3	4	0	1	0	1	1	0	0	9	18	9	0	8	.306
Feb 10	at LSU	23	3	5	3	0	0	2	11	1	0	0	0	0	0	0	0	7	17	5	0	3	.278
Feb 11	vs Oregon St.	21	8	8	7	2	1	0	12	1	0	2	0	2	0	1	0	4	15	8	1	5	.301
Feb 11	at LSU	29	3	10	3	0	0	1	13	0	0	0	0	1	0	0	0	3	16	9	2	9	.311
Feb 17	vs Buffalo	24	11	10	11	3	1	0	15	5	0	1	0	1	1	1	0	7	15	0	0	6	.329
Feb 18	vs Santa Clara	27	2	4	2	0	0	0	4	2	0	0	0	0	0	0	0	1	21	5	2	6	.301
Feb 18	vs Texas Tech	31	7	8	5	1	1	0	11	2	0	2	0	1	1	1	0	8	21	9	1	8	.294
Feb 23	CAL STATE BAKER	27	8	10	6	1	1	1	16	2	0	4	0	2	1	0	1	2	21	8	0	6	.303
Feb 23	CAL STATE BAKER	28	10	12	8	1	0	1	16	4	0	4	0	1	0	1	1	0	21	8	2	6	.317
Feb 24	vs Oklahoma State	16	1	1	0	0	0	0	1	1	0	1	0	1	0	0	0	10	12	2	1	2	.302
Feb 24	vs Creighton	22	4	5	4	0	0	1	8	3	0	1	0	0	0	0	0	3	21	7	1	3	.296
Feb 25	at NM State	33	6	11	6	2	1	2	21	1	0	1	0	0	0	0	0	7	18	8	1	7	.300
Feb 25	vs Nebraska	19	0	4	0	0	0	0	4	0	0	0	0	0	0	0	0	8	15	9	0	4	.295
Feb 26	vs Nebraska	28	0	5	0	1	0	0	6	3	0	0	0	0	0	0	0	3	18	7	1	10	.286
Mar 01	MINERS	41	1	10	1	0	0	0	10	3	0	1	0	0	1	1	0	3	33	16	0	12	.282
Mar 01	MINERS	30	8	11	6	1	0	1	15	1	0	1	0	0	2	0	0	1	21	11	1	7	.288
Mar 03	vs Houston	28	7	11	6	2	0	0	13	5	0	1	0	1	1	1	0	2	21	7	2	11	.294
Mar 03	at Arizona State	25	2	5	1	0	0	0	5	3	0	0	0	1	0	0	1	5	18	8	1	6	.289
Mar 04	vs UW	23	0	2	0	0	0	0	2	1	0	1	0	0	0	0	0	8	18	5	4	3	.281
Mar 04	at Grand Canyon	29	1	8	1	1	0	0	9	0	0	0	0	1	0	0	0	4	18	6	2	8	.280
Mar 05	vs Charlotte	30	7	11	7	4	0	1	18	1	0	0	0	0	0	0	0	7	21	9	1	5	.285
Mar 10	vs Buffalo	25	6	10	6	1	1	0	13	0	0	2	0	0	0	2	0	1	21	6	0	3	.289
Mar 10	vs Manhattan	40	7	14	7	3	0	1	20	5	0	1	0	1	1	0	0	3	27	11	3	13	.293
Mar 11	vs Buffalo	26	4	9	4	0	0	1	12	1	0	1	0	1	3	0	0	5	21	6	1	6	.295
Mar 11	at Texas Tech	24	5	8	5	1	0	1	12	1	0	1	0	1	0	0	0	6	12	5	3	6	.297
Mar 12	at Texas Tech	25	2	7	2	1	0	1	11	3	0	1	0	0	1	0	0	5	18	4	0	6	.296
*Mar 17	at Utah State	34	4	5	2	2	0	1	10	11	0	1	0	0	2	0	0	16	28	8	1	13	.289
*Mar 18	at Utah State	17	0	3	0	0	1	0	5	4	0	0	1	0	0	0	0	1	12	7	1	6	.287
*Mar 19	at Utah State	39	15	18	14	4	0	1	25	3	0	0	0	1	0	0	0	6	21	6	1	7	.295
*Mar 24	SAN JOSE STATE	31	10	10	10	1	1	0	13	8	0	1	0	1	1	1	0	5	21	7	3	11	.296
*Mar 25	SAN JOSE STATE	28	8	13	8	2	1	0	17	4	0	1	1	1	0	0	0	2	18	3	2	9	.302
*Mar 26	SAN JOSE STATE	31	8	13	8	4	0	1	20	2	0	0	0	0	0	0	0	1	21	11	1	7	.306
Mar 28	NM STATE	23	8	11	8	2	0	3	22	2	0	2	1	0	3	1	1	3	21	13	0	3	.310
*Mar 31	at Fresno State	25	1	5	1	1	0	0	6	1	0	0	0	1	1	0	0	4	18	11	2	6	.307
*Apr 01	at Fresno State	24	0	4	0	1	0	0	5	1	0	1	0	1	1	0	0	5	18	10	0	6	.304
*Apr 02	at Fresno State	27	1	6	1	1	0	0	7	1	0	0	0	0	0	0	1	5	18	5	2	6	.301
*Apr 6	BOISE STATE	20	2	5	2	0	1	1	10	1	0	0	0	0	0	0	0	3	15	7	2	4	.300
*Apr 7	BOISE STATE	18	1	3	1	1	0	0	4	1	0	0	0	0	0	0	0	6	15	4	1	3	.298
*Apr 8	BOISE STATE	20	0	2	0	1	1	0	5	0	0	0	0	0	0	0	0	2	18	6	0	2	.294
*Apr 15	COLORADO STAT	16	1	4	1	1	1	0	7	3	0	0	0	2	2	1	0	1	15	8	3	8	.294
*Apr 16	COLORADO STAT	29	12	13	12	1	0	0	14	5	0	1	0	2	1	0	0	3	18	4	2	9	.298
*Apr 21	at San Diego State	23	1	3	1	1	0	0	4	2	0	0	0	0	0	0	0	1	18	13	2	3	.294
*Apr 22	at San Diego State	24	0	4	0	0	0	0	4	1	0	0	0	0	1	0	0	4	18	11	0	5	.292
*Apr 23	at San Diego State	27	2	6	2	0	1	1	11	3	0	1	0	0	1	0	0	6	18	11	1	8	.290
*Apr 28	NEVADA	30	4	10	4	1	0	0	11	2	0	0	0	0	1	0	1	1	24	10	0	8	.291
*Apr 29	NEVADA	26	6	10	6	0	1	0	12	1	0	1	0	0	0	3	0	2	21	7	0	6	.293
*Apr 30	NEVADA	30	8	12	8	1	0	2	19	3	0	0	0	0	1	0	1	5	21	12	2	5	.296
*May 05	at UNLV	31	5	8	4	0	0	2	14	2	0	0	0	0	0	0	1	4	18	8	2	7	.295
*May 06	at UNLV	37	9	17	8	2	0	0	19	6	0	1	0	0	0	0	0	5	18	8	1	13	.299
Totals		1333	231	399	214	54	14	27	562	123	0	40	3	30	28	15	8	215	946	385	61	332	.299

PITCHING

GAME-BY-GAME STATISTICS

Date	Opponent	ip	h	r	er	bb	so	2b	3b	hr	wp	bk	hbp	dp	ibb	score	w-l	sv	era
Feb 09	at Nicholls	5.0	3	3	3	3	3	0	0	1	0	0	0	1	0	12-3	1-0	0	4.20
Feb 10	vs Oregon St.	6.0	7	2	2	2	4	2	0	0	0	0	0	0	0	0-2	1-1	0	3.18
Feb 10	at LSU	5.2	16	11	11	4	1	2	0	0	1	0	0	0	0	3-11	1-2	0	6.72
Feb 11	vs Oregon St.	5.0	2	0	0	2	4	1	0	0	0	0	0	0	0	8-0	2-2	0	5.17
Feb 11	at LSU	5.1	11	11	8	5	2	2	0	2	0	0	3	0	0	3-11	2-3	0	6.22
Feb 17	vs Buffalo	5.0	3	2	2	4	8	0	0	0	0	0	0	0	0	11-2	3-3	0	5.69
Feb 18	vs Santa Clara	7.0	7	7	3	5	8	4	0	0	0	0	2	1	0	2-7	3-4	0	5.21
Feb 18	vs Texas Tech	7.0	16	12	11	5	3	5	0	2	0	0	0	0	0	7-12	3-5	0	6.09
Feb 23	CAL STATE BAKER	7.0	3	2	2	2	9	1	0	0	0	0	1	1	0	8-2	4-5	0	5.55
Feb 23	CAL STATE BAKER	7.0	8	3	1	4	1	3	0	0	0	0	1	1	0	10-3	5-5	0	5.02
Feb 24	vs Oklahoma State	4.0	11	12	5	3	4	2	0	2	1	0	2	1	0	1-12	5-6	0	5.25
Feb 24	vs Creighton	7.0	4	0	0	1	9	1	0	0	0	0	0	0	0	4-0	6-6	0	4.73
Feb 25	at NM State	6.0	8	7	7	0	5	2	0	2	0	0	1	0	0	6-7	6-7	0	5.00
Feb 25	vs Nebraska	5.0	13	15	15	9	1	4	1	1	5	0	2	0	0	0-15	6-8	0	5.98
Feb 26	vs Nebraska	6.0	4	1	1	2	6	2	0	0	0	0	2	0	0	0-1	6-9	0	5.65
Mar 01	MINERS	11.0	11	2	2	3	8	2	0	0	0	0	1	0	0	1-2	6-10	0	5.16
Mar 01	MINERS	7.0	7	4	3	4	2	0	0	1	0	0	1	2	0	8-4	7-10	1	5.02
Mar 03	vs Houston	7.0	3	1	1	4	12	1	0	0	0	0	1	0	0	7-1	8-10	1	4.77
Mar 03	at Arizona State	6.0	11	6	6	1	0	1	1	1	1	0	1	0	0	2-6	8-11	1	4.88
Mar 04	vs UW	6.0	4	3	3	1	2	1	0	0	0	0	0	0	0	0-3	8-12	1	4.82
Mar 04	at Grand Canyon	6.0	10	6	5	3	5	0	0	1	0	0	0	1	0	1-6	8-13	1	4.86
Mar 05	vs Charlotte	7.0	9	6	5	3	10	0	0	2	0	0	3	0	0	7-6	9-13	1	4.87
Mar 10	vs Buffalo	7.0	3	0	0	1	9	1	0	0	0	0	0	1	0	6-0	10-13	1	4.63
Mar 10	vs Manhattan	9.0	11	6	6	1	7	1	1	1	0	0	0	1	0	7-6	11-13	1	4.64
Mar 11	vs Buffalo	7.0	6	1	1	3	7	1	0	0	0	0	2	1	0	4-1	12-13	1	4.48
Mar 11	at Texas Tech	4.0	13	14	10	3	1	2	0	2	1	0	1	1	0	5-14	12-14	1	4.79
Mar 12	at Texas Tech	6.0	12	7	7	2	6	2	0	1	1	0	1	1	0	2-7	12-15	1	4.91
*Mar 17	at Utah State	9.1	11	5	4	3	14	2	0	1	1	0	1	1	0	4-5	12-16	1	4.81
*Mar 18	at Utah State	4.0	13	8	7	3	1	4	0	1	0	0	0	0	0	0-8	12-17	1	4.97
*Mar 19	at Utah State	7.0	16	13	11	4	9	1	0	5	0	0	0	0	0	15-13	13-17	1	5.20
*Mar 24	SAN JOSE STATE	7.0	13	12	4	3	4	6	0	0	0	0	1	0	0	10-12	13-18	1	5.15
*Mar 25	SAN JOSE STATE	6.0	3	0	0	2	7	1	0	0	2	0	1	1	0	8-0	14-18	1	5.00
*Mar 26	SAN JOSE STATE	7.0	7	6	6	3	2	1	0	3	0	0	1	0	0	8-6	15-18	2	5.03
Mar 28	NM STATE	7.0	4	2	2	2	3	1	0	0	0	0	0	0	0	8-2	16-18	2	4.94
*Mar 31	at Fresno State	6.0	8	3	2	4	3	0	0	0	0	0	0	1	0	1-3	16-19	2	4.87
*Apr 01	at Fresno State	6.0	5	1	1	2	2	1	0	0	0	0	0	0	0	0-1	16-20	2	4.77
*Apr 02	at Fresno State	6.0	6	4	3	1	4	1	0	0	0	0	1	1	0	1-4	16-21	2	4.74
*Apr 6	BOISE STATE	5.0	11	13	11	5	0	4	0	3	0	0	1	1	0	2-13	16-22	2	4.96
*Apr 7	BOISE STATE	5.0	15	14	14	5	3	1	0	5	1	0	2	0	0	1-14	16-23	2	5.26
*Apr 8	BOISE STATE	6.0	12	13	13	7	2	3	0	2	0	0	2	0	0	0-13	16-24	2	5.49
*Apr 15	COLORADO STAT	5.0	10	10	4	2	2	1	0	0	1	0	2	1	0	1-10	16-25	2	5.49
*Apr 16	COLORADO STAT	6.0	8	4	3	2	3	2	0	1	0	0	0	0	0	12-4	17-25	2	5.45
*Apr 21	at San Diego State	6.0	6	4	3	2	1	1	0	0	0	0	1	0	0	1-4	17-26	2	5.41
*Apr 22	at San Diego State	6.0	7	6	6	4	2	0	0	0	1	0	1	0	0	0-6	17-27	2	5.44
*Apr 23	at San Diego State	6.0	8	5	4	2	0	1	1	0	0	0	1	1	0	2-5	17-28	2	5.42
*Apr 28	NEVADA	8.0	5	3	3	0	11	1	0	0	0	0	1	0	0	4-3	18-28	2	5.35
*Apr 29	NEVADA	7.0	6	3	3	3	4	3	0	1	0	0	1	0	0	6-3	19-28	2	5.29
*Apr 30	NEVADA	7.0	10	13	6	6	4	3	1	0	0	0	5	0	0	8-13	19-29	2	5.31
*May 05	at UNLV	6.0	13	6	4	3	5	3	0	0	0	0	1	2	0	5-6	19-30	2	5.30
*May 06	at UNLV	6.0	8	10	6	7	5	2	0	1	0	0	2	0	0	9-10	19-31	2	5.33
Totals		315.1	421	302	240	155	228	86	5	42	16	0	50	22	0	231-302	19-31	2	5.33

RECORD AND INNING BREAKDOWN

Score by innings	1	2	3	4	5	6	7	8	9	EX	Total
New Mexico	42	18	53	25	39	39	13	1	1	0	231
Opponents	66	49	62	25	46	39	13	0	0	2	302

Record when ...

Overall	19-31	After 4 leading	13-3
Conference	6-16 trailing	4-25
Non-Conference	13-15 tied	2-3
Home games	9-7	After 5 leading	11-2
Away games	2-17 trailing	2-21
Neutral site	8-7 tied	3-1
Day games	17-24	After 6 leading	12-0
Night games	2-7 trailing	1-21
vs Left starter	2-2 tied	1-0
vs Right starter	17-29		
1-Run games	3-7	Hit 0 home runs	8-21
2-Run games	2-3	... 1 home run	10-6
5+Run games	10-16	... 2+ home runs	1-4
Extra innings	2-2		
Shutouts	4-8	Opponent 0 home runs	11-16
	 1 home run	5-7
Scoring 0-2 runs	0-21 2+ HRs	3-8
..... 3-5 runs	3-5		
..... 6-9 runs	11-4	Made 0 errors	6-8
..... 10+ runs	5-1 1 error	7-10
	 2+ errors	6-13
Opponent 0-2 runs	9-4		
..... 3-5 runs	6-6	Opp. made 0 errors	5-17
..... 6-9 runs	3-8 1 error	6-9
..... 10+ runs	1-13 2+ errors	8-5
Scored in 1st inning	14-6	Out-hit opponent	19-4
Opp. scored in 1st	7-19	Out-hit by opponent	0-26
Scores first	13-5	Hits are tied	0-1
Opp. scores first	6-26		

Record when team scores:

Runs	0	1	2	3	4	5	6	7	8	9	10+
W-L	0-8	0-8	0-5	0-2	3-1	0-2	2-1	3-1	6-1	0-1	5-1

Record when opponent scores:

Runs	0	1	2	3	4	5	6	7	8	9	10+
W-L	4-0	2-2	3-2	4-2	2-2	0-2	3-4	0-3	0-1	0-0	1-13

Record when leading after:

Inn.	1	2	3	4	5	6
W-L	11-3	13-1	12-1	13-3	11-2	12-0

Record when trailing after:

Inn.	1	2	3	4	5	6
W-L	4-17	4-21	5-25	4-25	2-21	1-21

Record when tied after:

Inn.	1	2	3	4	5	6
W-L	4-11	2-9	2-5	2-3	3-1	1-0

TEAM SITUATION

GAME-BY-GAME STATISTICS

Date	Opponent	Total h/ab	vs Left	vs Right	With Runners	Bases Empty	Bases Loaded	With 2-outs	With RBI-op	Reach as Leadoff	3rd and LT 2out	LOB
Feb 09	at Nicholls	12-26	7-16	5-10	9-16	3-10	2-4	7-13	8-15	2-5	3-3	8
Feb 10	vs Oregon St.	3-23	0-0	3-23	1-12	2-11	0-0	1-8	1-8	2-7	0-1	8
Feb 10	at LSU	5-23	0-0	5-23	1-4	4-19	0-0	3-9	1-3	1-6	0-1	3
Feb 11	vs Oregon St.	8-21	0-0	8-21	5-14	3-7	1-1	3-8	3-11	2-4	1-3	5
Feb 11	at LSU	10-29	0-0	10-29	5-13	5-16	0-4	5-11	2-8	1-6	1-2	9
Feb 17	vs Buffalo	10-24	0-6	10-18	9-20	1-4	2-2	7-12	7-15	2-6	2-4	6
Feb 18	vs Santa Clara	4-27	0-0	4-27	2-9	2-18	0-1	1-8	2-8	0-7	1-1	6
Feb 18	vs Texas Tech	8-31	0-0	8-31	6-20	2-11	2-4	0-9	5-17	4-7	3-7	8
Feb 23	CAL STATE BAKERSFIE	10-27	0-0	10-27	5-15	5-12	0-0	2-8	4-11	3-6	1-2	6
Feb 23	CAL STATE BAKERSFIE	12-28	0-0	12-28	8-17	4-11	1-4	2-7	7-14	2-6	3-6	6
Feb 24	vs Oklahoma State	1-16	1-16	0-0	1-5	0-11	0-0	0-5	1-4	1-5	0-2	2
Feb 24	vs Creighton	5-22	0-0	5-22	4-11	1-11	1-1	3-8	2-5	2-6	0-0	3
Feb 25	at NM State	11-33	0-0	11-33	6-13	5-20	0-0	5-13	3-9	1-7	1-2	7
Feb 25	vs Nebraska	4-19	0-0	4-19	1-4	3-15	0-0	4-9	0-1	0-5	0-0	4
Feb 26	vs Nebraska	5-28	0-0	5-28	2-19	3-9	0-2	0-8	1-11	4-7	0-1	10
Mar 01	MINERS	10-41	0-0	10-41	3-15	7-26	0-2	4-15	1-7	1-11	1-2	12
Mar 01	MINERS	11-30	0-0	11-30	7-17	4-13	0-1	1-9	6-13	3-6	1-2	7
Mar 03	vs Houston	11-28	0-0	11-28	8-21	3-7	0-2	4-11	5-13	3-6	1-4	11
Mar 03	at Arizona State	5-25	0-0	5-25	3-15	2-10	0-4	1-7	3-11	3-7	1-3	5
Mar 04	vs UW	2-23	0-0	2-23	0-6	2-17	0-0	1-8	0-2	1-7	0-0	3
Mar 04	at Grand Canyon	8-29	0-0	8-29	3-18	5-11	0-2	0-7	1-11	3-7	1-3	8
Mar 05	vs Charlotte	11-30	0-0	11-30	7-14	4-16	0-0	3-9	4-8	1-7	0-0	4
Mar 10	vs Buffalo	10-25	10-25	0-0	7-13	3-12	0-0	2-7	6-10	4-6	4-5	2
Mar 10	vs Manhattan	14-40	0-0	14-40	10-22	4-18	1-6	2-12	8-18	3-9	2-5	13
Mar 11	vs Buffalo	9-26	0-0	9-26	3-11	6-15	0-0	3-9	2-5	3-7	0-1	6
Mar 11	at Texas Tech	8-24	0-0	8-24	4-11	4-13	1-3	5-11	3-8	1-5	1-1	6
Mar 12	at Texas Tech	7-25	0-0	7-25	3-12	4-13	0-1	3-9	2-6	3-7	0-1	6
*Mar 17	at Utah State	5-34	0-0	5-34	1-19	4-15	0-1	1-11	1-14	5-10	0-2	13
*Mar 18	at Utah State	3-17	0-0	3-17	1-8	2-9	0-0	0-5	0-4	1-5	0-1	6
*Mar 19	at Utah State	18-39	0-0	18-39	13-24	5-15	5-6	7-14	8-15	2-7	4-5	7
*Mar 24	SAN JOSE STATE	10-31	0-0	10-31	8-23	2-8	1-4	5-12	7-15	4-7	3-7	11
*Mar 25	SAN JOSE STATE	13-28	0-0	13-28	7-20	6-8	1-2	1-6	6-16	4-6	4-5	8
*Mar 26	SAN JOSE STATE	13-31	0-0	13-31	9-15	4-16	0-2	5-11	7-12	0-6	1-2	7
Mar 28	NM STATE	11-23	0-0	11-23	3-12	8-11	0-0	3-8	3-8	5-6	2-3	3
*Mar 31	at Fresno State	5-25	0-0	5-25	2-14	3-11	0-0	0-6	2-11	3-8	1-2	5
*Apr 01	at Fresno State	4-24	0-0	4-24	0-8	4-16	0-0	1-8	0-4	1-7	0-1	6
*Apr 02	at Fresno State	6-27	0-0	6-27	1-16	5-11	0-0	2-9	1-6	4-7	0-0	6
*Apr 6	BOISE STATE	5-20	0-0	5-20	2-6	3-14	0-1	2-7	2-5	0-5	0-1	4
*Apr 7	BOISE STATE	3-18	2-5	1-13	1-5	2-13	0-0	2-7	0-1	0-5	0-0	3
*Apr 8	BOISE STATE	2-20	0-0	2-20	0-4	2-16	0-0	1-7	0-4	1-6	0-0	2
*Apr 15	COLORADO STATE	4-16	0-0	4-16	0-7	4-9	0-1	1-6	0-5	2-5	1-2	8
*Apr 16	COLORADO STATE	13-29	0-0	13-29	11-23	2-6	1-2	3-8	7-17	4-6	4-5	8
*Apr 21	at San Diego State	3-23	0-0	3-23	1-5	2-18	0-1	0-6	1-4	1-7	1-1	3
*Apr 22	at San Diego State	4-24	1-4	3-20	1-7	3-17	0-0	2-9	0-2	1-7	0-1	5
*Apr 23	at San Diego State	6-27	2-11	4-16	2-11	4-16	0-2	2-9	2-8	2-7	0-2	8
*Apr 28	NEVADA	10-30	0-0	10-30	5-17	5-13	1-1	2-9	4-8	5-8	2-2	5
*Apr 29	NEVADA	10-26	0-0	10-26	4-13	6-13	0-0	3-9	2-7	3-6	4-4	6
*Apr 30	NEVADA	12-30	0-0	12-30	6-13	6-17	1-2	6-12	4-7	3-7	0-0	5
*May 05	at UNLV	8-31	8-31	0-0	3-14	5-17	0-0	4-12	0-8	1-7	0-0	7
*May 06	at UNLV	17-37	10-20	7-17	12-29	5-8	2-5	6-13	8-23	5-7	2-6	13
Totals		399-133	41-134	358-119	216-680	183-653	23-74	131-454	153-456	113-327	57-114	323
		.299	.306	.299	.318	.280	.311	.289	.336	.346	.500	

SITUATIONAL BREAKDOWN

Player	vs left			vs right			w/runners			w/bases empty			w/bases loaded			as leadoff			fly	gnd	fly/
	h	ab	avg	h	ab	avg	h	ab	avg	h	ab	avg	h	ab	avg	rch	op	pct	out	out	gnd
7 ARCHULETA, As	3	12	.250	40	11	.339	22	69	.319	21	61	.344	2	10	.200	10	25	.400	15	45	0.3
13 BAYLOR, Elizabe	1	3	.333	3	21	.143	2	8	.250	2	16	.125	0	0	---	2	8	.250	6	4	1.5
27 BIRKINSHAW, Ol	1	2	.500	11	40	.275	7	28	.250	5	14	.357	1	6	.167	5	9	.556	18	7	2.6
34 BOLDT, Maddie	3	12	.250	24	94	.255	15	57	.263	12	49	.245	1	3	.333	9	30	.300	34	17	2.0
20 BRAMSON, Emm	3	10	.300	35	11	.315	20	62	.323	18	59	.305	2	3	.667	6	23	.261	40	30	1.3
55 CAMERON, Jana	2	3	.667	1	9	.111	1	5	.200	2	7	.286	0	0	---	1	3	.333	0	4	0.0
38 CHAVEZ, Keyan	6	15	.400	39	12	.305	22	73	.301	23	70	.329	1	7	.143	6	19	.316	42	44	1.0
44 GARCIA, Lauren	4	9	.444	27	10	.267	23	65	.354	8	45	.178	2	8	.250	10	32	.313	26	37	0.7
0 GONZALEZ, Evan	0	0	---	0	1	.000	0	1	.000	0	0	---	0	0	---	0	0	---	0	0	0.0
3 HATHOOT, Rach	4	15	.267	55	13	.410	35	85	.412	24	64	.375	4	8	.500	19	37	.514	38	34	1.1
2 MARTINEZ, Sava	0	0	---	1	8	.125	1	5	.200	0	3	.000	1	1	1.000	0	2	.000	0	0	0.0
18 RANA, Grace	0	1	.000	0	0	---	0	0	---	0	1	.000	0	0	---	0	0	---	0	1	0.0
21 ROBINSON, Peyt	7	15	.467	53	14	.371	24	47	.511	36	11	.324	2	5	.400	25	71	.352	26	63	0.4
16 ROMERO, Leslie	2	11	.182	7	40	.175	5	23	.217	4	28	.143	2	7	.286	3	13	.231	22	15	1.5
24 SANDOVAL, Dia	0	0	---	0	2	.000	0	1	.000	0	1	.000	0	0	---	0	0	---	0	1	0.0
4 TRIM, Jenna	2	6	.333	14	66	.212	5	28	.179	11	44	.250	1	3	.333	6	17	.353	20	20	1.0
77 TUCK, Reyann	2	9	.222	9	34	.265	7	25	.280	4	18	.222	0	1	.000	3	6	.500	8	14	0.6
42 WALKER, Loran	0	1	.000	6	34	.176	6	22	.273	0	13	.000	1	4	.250	1	7	.143	14	5	2.8
25 YEATTS, Chloe	1	10	.100	33	11	.287	21	76	.276	13	49	.265	3	8	.375	7	25	.280	46	26	1.8
Totals	41	134	.306	358	119	.299	216	680	.318	183	653	.280	23	74	.311	113	327	.346	355	367	1.0
Opponents	0	0	---	421	133	.317	242	748	.324	179	582	.308	12	49	.245	138	323	.427	297	376	0.8

Player	pinch hitting			w/runners in scoring pos			w/runner on 3r and LT 2 out			with 2 outs			success adv runners			2- rnrns			rch	rch	kl
	h	ab	avg	h	ab	avg	rbi	op	pct	h	ab	avg	adv	op	pct	rbi	w/o	lob	err	fc	kl
7 ARCHULETA, As	0	0	---	17	54	.315	4	10	.400	14	48	.292	39	78	.500	10	10	48	5	7	10
13 BAYLOR, Elizabe	0	3	.000	1	4	.250	0	1	.000	1	7	.143	5	10	.500	1	0	3	1	1	2
27 BIRKINSHAW, Ol	3	12	.250	3	18	.167	2	8	.250	6	12	.500	15	31	.484	4	11	8	0	1	0
34 BOLDT, Maddie	0	5	.000	12	35	.343	7	10	.700	13	37	.351	29	62	.468	12	13	24	3	3	6
20 BRAMSON, Emm	0	0	---	12	40	.300	4	8	.500	16	47	.340	34	71	.479	3	6	25	0	8	6
55 CAMERON, Jana	3	9	.333	0	1	.000	1	1	1.000	0	4	.000	4	7	.571	0	1	2	0	1	2
38 CHAVEZ, Keyan	0	0	---	19	53	.358	8	14	.571	11	57	.193	45	90	.500	6	14	41	2	3	5
44 GARCIA, Lauren	2	10	.200	17	45	.378	7	16	.438	10	30	.333	44	73	.603	13	11	27	3	4	0
0 GONZALEZ, Evan	0	0	---	0	1	.000	0	0	---	0	1	.000	0	1	.000	0	0	2	0	0	0
3 HATHOOT, Rach	0	0	---	23	53	.434	9	12	.750	15	49	.306	59	96	.615	10	12	23	6	9	7
2 MARTINEZ, Sava	0	1	.000	1	3	.333	1	1	1.000	0	3	.000	1	5	.200	0	0	3	0	0	2
18 RANA, Grace	0	1	.000	0	0	---	0	0	---	0	0	---	0	0	---	0	0	0	0	0	0
21 ROBINSON, Peyt	0	0	---	18	35	.514	1	7	.143	16	35	.457	41	59	.695	9	18	12	4	3	5
16 ROMERO, Leslie	1	5	.200	4	19	.211	1	6	.167	6	18	.333	15	28	.536	3	3	16	3	2	1
24 SANDOVAL, Dia	0	2	.000	0	0	---	0	0	---	0	2	.000	0	1	.000	0	0	1	0	0	0
4 TRIM, Jenna	0	3	.000	3	18	.167	0	1	.000	4	27	.148	15	34	.441	5	3	23	1	6	4
77 TUCK, Reyann	3	6	.500	5	18	.278	3	4	.750	4	17	.235	14	28	.500	2	6	11	2	1	3
42 WALKER, Loran	2	9	.222	3	10	.300	4	6	.667	1	10	.100	10	25	.400	0	5	8	1	1	4
25 YEATTS, Chloe	0	3	.000	15	49	.306	5	9	.556	14	50	.280	31	80	.388	16	8	46	2	6	5
Totals	14	69	.203	153	456	.336	57	114	.500	131	454	.289	401	779	.515	94	121	332	33	56	62
Opponents	6	41	.146	153	490	.312	73	121	.603	125	432	.289	454	851	.533	109	128	326	34	79	73

Success Advancing Runners = percentage of times the batter advanced at least one runner during a plate appearance

#Rnrs Adv w/Out = TOTAL number of runners advanced when the player made an out

LEADERS

Batting avg		Slugging pct		On base pct	
1. 3 HATHOOT, Rachael	.396	1. 3 HATHOOT, Rachael	.611	1. 3 HATHOOT, Rachael	.452
2. 21 ROBINSON, Peyton	.380	2. 34 BOLDT, Maddie	.566	2. 21 ROBINSON, Peyton	.434
3. 7 ARCHULETA, Ashley	.331	3. 7 ARCHULETA, Ashley	.508	3. 38 CHAVEZ, Keyannah	.410
4. 38 CHAVEZ, Keyannah	.315	4. 25 YEATTS, Chloe	.448	4. 7 ARCHULETA, Ashley	.401
5. 20 BRAMSON, Emma	.314	5. 44 GARCIA, Lauren	.418	5. 44 GARCIA, Lauren	.362
Runs scored		Hits		Runs batted in	
1. 3 HATHOOT, Rachael	38	1. 21 ROBINSON, Peyton	60	1. 3 HATHOOT, Rachael	31
2. 38 CHAVEZ, Keyannah	36	2. 3 HATHOOT, Rachael	59	25 YEATTS, Chloe	31
3. 21 ROBINSON, Peyton	29	3. 38 CHAVEZ, Keyannah	45	3. 44 GARCIA, Lauren	27
4. 7 ARCHULETA, Ashley	22	4. 7 ARCHULETA, Ashley	43	4. 34 BOLDT, Maddie	26
5. 34 BOLDT, Maddie	19	5. 20 BRAMSON, Emma	38	5. 7 ARCHULETA, Ashley	25
Doubles		Triples		Home runs	
1. 3 HATHOOT, Rachael	9	1. 3 HATHOOT, Rachael	7	1. 34 BOLDT, Maddie	9
2. 25 YEATTS, Chloe	7	2. 7 ARCHULETA, Ashley	5	25 YEATTS, Chloe	5
38 CHAVEZ, Keyannah	7	3. 34 BOLDT, Maddie	1	3. 7 ARCHULETA, Ashley	3
4. 44 GARCIA, Lauren	6	4 TRIM, Jenna	1	44 GARCIA, Lauren	3
5. 2 tied at.....	5			3 HATHOOT, Rachael	3
Total bases		Walks		Hit by pitch	
1. 3 HATHOOT, Rachael	91	1. 38 CHAVEZ, Keyannah	19	1. 27 BIRKINSHAW, Olivia	5
2. 7 ARCHULETA, Ashley	66	2. 7 ARCHULETA, Ashley	16	2. 38 CHAVEZ, Keyannah	4
3. 21 ROBINSON, Peyton	63	3. 34 BOLDT, Maddie	14	3 HATHOOT, Rachael	4
4. 34 BOLDT, Maddie	60	4. 3 HATHOOT, Rachael	12	21 ROBINSON, Peyton	4
5. 25 YEATTS, Chloe	56	44 GARCIA, Lauren	12	5. 2 tied at.....	3
Sac bunts		Sac flies		Stolen bases	
1. 21 ROBINSON, Peyton	10	1. 6 tied at.....	2	1. 21 ROBINSON, Peyton	15
2. 38 CHAVEZ, Keyannah	8			2. 38 CHAVEZ, Keyannah	8
3. 3 HATHOOT, Rachael	4			3. 3 HATHOOT, Rachael	5
4. 20 BRAMSON, Emma	2			4. 3 tied at.....	2
7 ARCHULETA, Ashley	2				
Caught stealing		Steal attempts		Stolen base pct	
1. 21 ROBINSON, Peyton	3	1. 21 ROBINSON, Peyton	18	1. 3 HATHOOT, Rachael	1.000
		2. 38 CHAVEZ, Keyannah	8	38 CHAVEZ, Keyannah	1.000
		3. 3 HATHOOT, Rachael	5	7 ARCHULETA, Ashley	1.000
		4. 3 tied at.....	2	25 YEATTS, Chloe	1.000
				20 BRAMSON, Emma	1.000
Strikeouts		Grounded into DP		Total plate appearances	
1. 34 BOLDT, Maddie	27	1. 44 GARCIA, Lauren	2	1. 21 ROBINSON, Peyton	183
2. 7 ARCHULETA, Ashley	25	25 YEATTS, Chloe	2	2. 38 CHAVEZ, Keyannah	174
3. 25 YEATTS, Chloe	19	3. 4 tied at.....	1	3. 3 HATHOOT, Rachael	170
4. 38 CHAVEZ, Keyannah	18			4. 7 ARCHULETA, Ashley	149
5. 20 BRAMSON, Emma	16			5. 2 tied at.....	135
At bats		Games played		Game starts	
1. 21 ROBINSON, Peyton	158	1. 3 HATHOOT, Rachael	50	1. 3 HATHOOT, Rachael	50
2. 3 HATHOOT, Rachael	149	21 ROBINSON, Peyton	50	21 ROBINSON, Peyton	50
3. 38 CHAVEZ, Keyannah	143	38 CHAVEZ, Keyannah	50	38 CHAVEZ, Keyannah	50
4. 7 ARCHULETA, Ashley	130	4. 25 YEATTS, Chloe	48	4. 7 ARCHULETA, Ashley	45
5. 25 YEATTS, Chloe	125	34 BOLDT, Maddie	48	5. 20 BRAMSON, Emma	44
Games as sub		Chances		Putouts	
1. 18 RANA, Grace	20	1. 4 TRIM, Jenna	207	1. 4 TRIM, Jenna	197
2. 27 BIRKINSHAW, Olivia	16	2. 3 HATHOOT, Rachael	205	2. 25 YEATTS, Chloe	176
Fielding pct		3. 25 YEATTS, Chloe	192	3. 7 ARCHULETA, Ashley	82
4. 16 ROMERO, Leslie	1.000	4. 7 ARCHULETA, Ashley	180	4. 77 TUCK, Reyan	80
77 TUCK, Reyan	1.000	5. 20 BRAMSON, Emma	117	5. 3 HATHOOT, Rachael	79
44 GARCIA, Lauren	1.000				
55 CAMERON, Janae	1.000				
5. 4 TRIM, Jenna	.986				
Assists		Errors		Fielding double plays	
1. 3 HATHOOT, Rachael	114	1. 3 HATHOOT, Rachael	12	1. 4 TRIM, Jenna	16
2. 7 ARCHULETA, Ashley	89	2. 7 ARCHULETA, Ashley	9	2. 3 HATHOOT, Rachael	15
3. 20 BRAMSON, Emma	67	20 BRAMSON, Emma	9	3. 7 ARCHULETA, Ashley	11
4. 17 LINTON, Amber	37	4. 25 YEATTS, Chloe	6	4. 20 BRAMSON, Emma	3
5. 42 WALKER, Loran	13	5. 77 TUCK, Reyan	4	5. 77 TUCK, Reyan	2
Stolen bases against		Caught stealing by		Steal attempts against	
1. 25 YEATTS, Chloe	47	1. 25 YEATTS, Chloe	5	1. 25 YEATTS, Chloe	52
2. 17 LINTON, Amber	39	2. 5 BRINKA, Emmalyn	3	2. 17 LINTON, Amber	42
3. 14 SNOW, Taylor	19	17 LINTON, Amber	3	3. 14 SNOW, Taylor	20
4. 16 ROMERO, Leslie	11	4. 3 tied at.....	1	4. 16 ROMERO, Leslie	12
5. 5 BRINKA, Emmalyn	7			5. 5 BRINKA, Emmalyn	10

Earned run avg		Opposing bat avg		Won-loss pct	
1. 17 LINTON, Amber	3.71	1. 17 LINTON, Amber	.273	1. 17 LINTON, Amber	.458
2. 14 SNOW, Taylor	4.86	2. 14 SNOW, Taylor	.327	2. 14 SNOW, Taylor	.333
3. 5 BRINKA, Emmalyn	8.73	3. 8 MITCHELL, Bella	.333	3. 5 BRINKA, Emmalyn	.300
4. 4 TRIM, Jenna	11.20	4. 28 FOHRMAN, Samantha	.358	4. 28 FOHRMAN, Samantha	.000
5. 28 FOHRMAN, Samantha	12.19	5. 5 BRINKA, Emmalyn	.397	5. 8 MITCHELL, Bella	.000
Wins		Losses		Saves	
1. 17 LINTON, Amber	11	1. 17 LINTON, Amber	13	1. 5 BRINKA, Emmalyn	1
2. 14 SNOW, Taylor	5	2. 14 SNOW, Taylor	10	17 LINTON, Amber	1
3. 5 BRINKA, Emmalyn	3	3. 5 BRINKA, Emmalyn	7		
		4. 28 FOHRMAN, Samantha	1		
Innings pitched		Batters struck out		Appearances	
1. 17 LINTON, Amber	158.2	1. 17 LINTON, Amber	164	1. 17 LINTON, Amber	32
2. 14 SNOW, Taylor	90.2	2. 14 SNOW, Taylor	28	2. 14 SNOW, Taylor	29
3. 5 BRINKA, Emmalyn	47.1	3. 5 BRINKA, Emmalyn	24	3. 5 BRINKA, Emmalyn	21
4. 28 FOHRMAN, Samantha	10.1	4. 8 MITCHELL, Bella	6	4. 28 FOHRMAN, Samantha	8
5. 4 TRIM, Jenna	5.0	28 FOHRMAN, Samantha	6	5. 8 MITCHELL, Bella	5
Games started		Games finished		Games in relief	
1. 17 LINTON, Amber	25	1. 14 SNOW, Taylor	11	1. 14 SNOW, Taylor	15
2. 14 SNOW, Taylor	14	2. 5 BRINKA, Emmalyn	9	2. 5 BRINKA, Emmalyn	12
3. 5 BRINKA, Emmalyn	9	3. 17 LINTON, Amber	6	3. 17 LINTON, Amber	7
4. 28 FOHRMAN, Samantha	2	4. 3 tied at.....	2	4. 28 FOHRMAN, Samantha	6
				5. 8 MITCHELL, Bella	5
Wild pitches		Balks		Hit batters	
1. 17 LINTON, Amber	4			1. 17 LINTON, Amber	25
8 MITCHELL, Bella	4			2. 14 SNOW, Taylor	10
3. 14 SNOW, Taylor	3			3. 28 FOHRMAN, Samantha	6
28 FOHRMAN, Samantha	3			4. 8 MITCHELL, Bella	4
5. 5 BRINKA, Emmalyn	2			5. 5 BRINKA, Emmalyn	3
Intentional BB allowed		Runners picked off		Batters SO out looking	
				1. 17 LINTON, Amber	48
				2. 5 BRINKA, Emmalyn	11
				3. 14 SNOW, Taylor	6
				4. 8 MITCHELL, Bella	5
				5. 28 FOHRMAN, Samantha	3
Sac bunts allowed		Sac flies allowed		Hits allowed	
1. 17 LINTON, Amber	17	1. 14 SNOW, Taylor	6	1. 8 MITCHELL, Bella	5
2. 14 SNOW, Taylor	5	2. 5 BRINKA, Emmalyn	4	2. 4 TRIM, Jenna	11
3. 4 TRIM, Jenna	1	3. 17 LINTON, Amber	2	3. 28 FOHRMAN, Samantha	19
5 BRINKA, Emmalyn	1	4. 28 FOHRMAN, Samantha	1	4. 5 BRINKA, Emmalyn	87
				5. 14 SNOW, Taylor	128
Runs allowed		Earned runs allowed		Walks allowed	
1. 4 TRIM, Jenna	8	1. 4 TRIM, Jenna	8	1. 4 TRIM, Jenna	3
2. 8 MITCHELL, Bella	9	2. 8 MITCHELL, Bella	9	2. 8 MITCHELL, Bella	8
3. 28 FOHRMAN, Samantha	27	3. 28 FOHRMAN, Samantha	18	3. 28 FOHRMAN, Samantha	18
4. 5 BRINKA, Emmalyn	72	4. 5 BRINKA, Emmalyn	59	4. 5 BRINKA, Emmalyn	27
5. 14 SNOW, Taylor	83	5. 14 SNOW, Taylor	63	5. 14 SNOW, Taylor	29
Doubles allowed		Triples allowed		Home runs allowed	
1. 8 MITCHELL, Bella	1	1. 8 MITCHELL, Bella	0	1. 8 MITCHELL, Bella	1
2. 28 FOHRMAN, Samantha	3	28 FOHRMAN, Samantha	0	2. 4 TRIM, Jenna	3
3. 4 TRIM, Jenna	4	3. 4 TRIM, Jenna	1	3. 28 FOHRMAN, Samantha	4
4. 5 BRINKA, Emmalyn	18	5 BRINKA, Emmalyn	1	4. 5 BRINKA, Emmalyn	9
5. 14 SNOW, Taylor	27	17 LINTON, Amber	1	5. 17 LINTON, Amber	12

MISC. STATS

Multiple Hit Games	2	3	4	5+	Total
3 HATHOOT, Rachael	13	5	-	-	18
21 ROBINSON, Peyton	7	8	1	-	16
7 ARCHULETA, Ashley	12	1	-	-	13
38 CHAVEZ, Keyannah	10	2	-	-	12
25 YEATTS, Chloe	8	1	-	-	9
44 GARCIA, Lauren	7	2	-	-	9
20 BRAMSON, Emma	5	1	1	-	7
34 BOLDT, Maddie	6	-	-	-	6
4 TRIM, Jenna	3	-	-	-	3
77 TUCK, Reyan	2	-	-	-	2
42 WALKER, Loran	1	-	-	-	1
27 BIRKINSHAW, Olivia	-	1	-	-	1
16 ROMERO, Leslie	-	1	-	-	1
13 BAYLOR, Elizabeth	1	-	-	-	1
TEAM	75	22	2	0	99

Multiple RBI Games	2	3	4	5+	Total
44 GARCIA, Lauren	6	2	1	-	9
7 ARCHULETA, Ashley	5	3	-	-	8
25 YEATTS, Chloe	4	2	2	-	8
3 HATHOOT, Rachael	4	1	1	1	7
34 BOLDT, Maddie	1	4	1	-	6
38 CHAVEZ, Keyannah	4	-	1	-	5
21 ROBINSON, Peyton	-	2	-	-	2
42 WALKER, Loran	1	1	-	-	2
27 BIRKINSHAW, Olivia	1	1	-	-	2
20 BRAMSON, Emma	1	-	-	-	1
4 TRIM, Jenna	1	-	-	-	1
77 TUCK, Reyan	1	-	-	-	1
16 ROMERO, Leslie	1	-	-	-	1
TEAM	30	16	6	1	53

Hitting Streaks	Longest	Current
3 HATHOOT, Rachael	15	1
21 ROBINSON, Peyton	12	2
7 ARCHULETA, Ashley	10	10
20 BRAMSON, Emma	8	-
38 CHAVEZ, Keyannah	6	2
44 GARCIA, Lauren	5	-
25 YEATTS, Chloe	4	-
27 BIRKINSHAW, Olivia	4	-
34 BOLDT, Maddie	4	1
77 TUCK, Reyan	3	1
16 ROMERO, Leslie	3	3
42 WALKER, Loran	3	-
4 TRIM, Jenna	2	1
13 BAYLOR, Elizabeth	2	-
55 CAMERON, Janae	1	1
2 MARTINEZ, Savana	1	-

Reached Base Streaks	Longest	Current
3 HATHOOT, Rachael	20	1
38 CHAVEZ, Keyannah	16	4
21 ROBINSON, Peyton	13	5
7 ARCHULETA, Ashley	10	10
20 BRAMSON, Emma	8	-
44 GARCIA, Lauren	8	2
27 BIRKINSHAW, Olivia	7	-
34 BOLDT, Maddie	7	3
42 WALKER, Loran	6	-
25 YEATTS, Chloe	5	-
16 ROMERO, Leslie	4	3
4 TRIM, Jenna	4	1
77 TUCK, Reyan	3	1
13 BAYLOR, Elizabeth	3	-
55 CAMERON, Janae	2	1
2 MARTINEZ, Savana	1	-



MW INDIVIDUAL LEADERBOARD

BATTING AVERAGE	RBI	PITCHING EARNED RUN AVERAGE
SLUGGING PERCENTAGE	DOUBLES	STRIKEOUTS
ON-BASE PERCENTAGE	TRIPLES	
HIT BY PITCH	HOME RUNS	

MW TEAM LEADERBOARD

HBP:
BA:
BB:
K:
H:
3B:
HRs:
R:
OB%:
SL%:
SB:
TB:
RBI:

ERA:
R:
BB:
K:
B/AVG.:
FLD %:

THE 2024 LOBOS



0 DeNae Vasquez-Dickson

FR • OF • 5-1 • L/L
Grapevine, Texas (Colleyville Heritage HS)

SEASON BESTS	
Hits	
Doubles	
Triples	
Home Runs	
RBI	
Runs	
Walks	
Stolen Bases	

CAREER BESTS	
Hits	
Doubles	
Triples	
Home Runs	
RBI	
Runs	
Walks	
Stolen Bases	

STREAKS	
	Current Career Best
Hitting	
On-Base	

MULTI-HIT GAMES					
	2	3	4	5+	TOTAL
2024					

MULTI-RBI GAMES					
	2	3	4	5+	TOTAL
2024					

2024 GAME-BY-GAME

DATE	OPPONENT	POS	AB	R	H	TB	2B	3B	HR	RBI	BB	HBP	SO	SB-ATT	E
2/9	Tennessee State														
2/9	McNeese														
2/10	Chattanooga														
2/10	Cal														
2/11	Louisiana														
2/14	UTEP														
2/14	UTEP														
2/16	Marist														
2/16	Abilene Christian														
2/17	Abilene Christian														
2/17	Houston Christian														
2/18	Marist														
2/23	Stephen F. Austin														
2/23	North Texas														
2/24	Stephen F. Austin														
2/24	North Texas														
2/25	Minnesota														
2/28	Texas Tech														
3/1	Pacific														
3/1	Montana														
3/2	Toledo														
3/2	Grand Canyon														
3/6	Cleveland State														
3/7	UConn														
3/7	Hawai'i														
3/8	UConn														
3/8	Hawai'i														
3/12	Texas Tech														
3/12	Texas Tech														
3/15	San José State														
3/16	San José State														
3/17	San José State														
3/22	UNLV														
3/23	UNLV														
3/24	UNLV														
3/26	New Mexico State														
3/26	New Mexico State														
3/28	Nevada														
3/29	Nevada														
3/30	Nevada														
4/3	San Diego State														
4/3	San Diego State														
4/6	Colorado State														
4/7	Colorado State														
4/16	New Mexico State														
4/19	Utah State														
4/20	Utah State														
4/21	Utah State														
4/26	Boise State														
4/27	Boise State														
4/28	Boise State														
5/2	Fresno State														
5/3	Fresno State														
5/4	Fresno State														

CAREER STATS

SEASON	GP	GS	AVG.	AB	R	H	2B	3B	HR	RBI	TB	SLG%	BB	SO	HBP	OB%	SF	SH	SB-SA	PO	A	E	FLD%
2024																							
TOTAL																							

HIGHLIGHTS

- Majoring in exercise science and wants to be a physical therapist
- Played for Glory Adkins Gold 18U

THE 2024 LOBOS



1 Gabrielle Briones
FR • UTIL • 5-3 • R/R
Mesquite, Texas (North Mesquite HS)

SEASON BESTS	
Hits	
Doubles	
Triples	
Home Runs	
RBI	
Runs	
Walks	
Stolen Bases	

CAREER BESTS	
Hits	
Doubles	
Triples	
Home Runs	
RBI	
Runs	
Walks	
Stolen Bases	

STREAKS	
	Current Career Best
Hitting	
On-Base	

MULTI-HIT GAMES					
	2	3	4	5+	TOTAL
2024					

MULTI-RBI GAMES					
	2	3	4	5+	TOTAL
2024					

2024 GAME-BY-GAME

DATE	OPPONENT	POS	AB	R	H	TB	2B	3B	HR	RBI	BB	HBP	SO	SB-ATT	E
2/9	Tennessee State														
2/9	McNeese														
2/10	Chattanooga														
2/10	Cal														
2/11	Louisiana														
2/14	UTEP														
2/14	UTEP														
2/16	Marist														
2/16	Abilene Christian														
2/17	Abilene Christian														
2/17	Houston Christian														
2/18	Marist														
2/23	Stephen F. Austin														
2/23	North Texas														
2/24	Stephen F. Austin														
2/24	North Texas														
2/25	Minnesota														
2/28	Texas Tech														
3/1	Pacific														
3/1	Montana														
3/2	Toledo														
3/2	Grand Canyon														
3/6	Cleveland State														
3/7	UConn														
3/7	Hawai'i														
3/8	UConn														
3/8	Hawai'i														
3/12	Texas Tech														
3/12	Texas Tech														
3/15	San José State														
3/16	San José State														
3/17	San José State														
3/22	UNLV														
3/23	UNLV														
3/24	UNLV														
3/26	New Mexico State														
3/26	New Mexico State														
3/28	Nevada														
3/29	Nevada														
3/30	Nevada														
4/3	San Diego State														
4/3	San Diego State														
4/6	Colorado State														
4/7	Colorado State														
4/16	New Mexico State														
4/19	Utah State														
4/20	Utah State														
4/21	Utah State														
4/26	Boise State														
4/27	Boise State														
4/28	Boise State														
5/2	Fresno State														
5/3	Fresno State														
5/4	Fresno State														

CAREER STATS

SEASON	GP	GS	AVG.	AB	R	H	2B	3B	HR	RBI	TB	SLG%	BB	SO	HBP	OB%	SF	SH	SB-SA	PO	A	E	FLD%
2024																							
TOTAL																							

HIGHLIGHTS

- Majoring in criminology and wants to be either a criminal investigator or criminal/forensic psychologist
- Named the 2022 District 10-6A Defensive Player of the Year and the 2021 District 10-6A Offensive Player of the Year
- Played club ball for Texas Glory

THE 2024 LOBOS



2 Savana Martinez

RS-JR • C • 5-3 • R/R
Albuquerque, N.M. (Rio Rancho HS)

SEASON BESTS

Hits	
Doubles	
Triples	
Home Runs	
RBI	
Runs	
Walks	
Runner CS	

CAREER BESTS

Hits	2	Maine, 3-12-23
Doubles	1	2x, last: Wisconsin, 3-13-22
Triples		
Home Runs		
RBI	1	3x, last:Utah State, 3-19-23
Runs	1	2x, last: Wisconsin, 3-13-22
Walks	1	3x, last: Colorado State, 4-9-22
Runner CS	1	2x, last: Arizona St., 3-3-23

STREAKS

	Current	Career Best
Hitting		2
On-Base		3

MULTI-HIT GAMES

	2	3	4	5+	TOTAL
2022	1	-	-	-	1
2023	-	-	-	-	0
2024					

MULTI-RBI GAMES

	2	3	4	5+	TOTAL
2022	-	-	-	-	0
2023	-	-	-	-	0
2024					

2024 GAME-BY-GAME

DATE	OPPONENT	POS	AB	R	H	TB	2B	3B	HR	RBI	BB	HBP	SO	SB-ATT	E
2/9	Tennessee State														
2/9	McNeese														
2/10	Chattanooga														
2/10	Cal														
2/11	Louisiana														
2/14	UTEP														
2/14	UTEP														
2/16	Marist														
2/16	Abilene Christian														
2/17	Abilene Christian														
2/17	Houston Christian														
2/18	Marist														
2/23	Stephen F. Austin														
2/23	North Texas														
2/24	Stephen F. Austin														
2/24	North Texas														
2/25	Minnesota														
2/28	Texas Tech														
3/1	Pacific														
3/1	Montana														
3/2	Toledo														
3/2	Grand Canyon														
3/6	Cleveland State														
3/7	UConn														
3/7	Hawai'i														
3/8	UConn														
3/8	Hawai'i														
3/12	Texas Tech														
3/12	Texas Tech														
3/15	San José State														
3/16	San José State														
3/17	San José State														
3/22	UNLV														
3/23	UNLV														
3/24	UNLV														
3/26	New Mexico State														
3/26	New Mexico State														
3/28	Nevada														
3/29	Nevada														
3/30	Nevada														
4/3	San Diego State														
4/3	San Diego State														
4/6	Colorado State														
4/7	Colorado State														
4/16	New Mexico State														
4/19	Utah State														
4/20	Utah State														
4/21	Utah State														
4/26	Boise State														
4/27	Boise State														
4/28	Boise State														
5/2	Fresno State														
5/3	Fresno State														
5/4	Fresno State														

CAREER STATS

SEASON	GP	GS	AVG.	AB	R	H	2B	3B	HR	RBI	TB	SLG%	BB	SO	HBP	OB%	SF	SH	SB-SA	PO	A	E	FLD%
2022	12	7	.200	20	2	4	2	0	0	2	6	.300	3	7	0	.304	0	0	0-0	33	1	0	1.000
2023	10	2	.125	8	0	1	0	0	0	1	1	.125	0	7	0	.125	0	0	0-0	15	1	3	.842
2024																							
TOTAL	22	9	.179	28	2	5	2	0	0	3	7	.250	3	14	0	.258	0	0	0-0	48	2	3	.943

HIGHLIGHTS

- All 9 starts were at catcher
- Has thrown out a runner in each of her 2 seasons
- First collegiate hit and RBI came against Maine on March 12, 2022

THE 2024 LOBOS



3 Rachael Hathoot

RS-SR • INF • 5-8 • R/R
Albuquerque, N.M. (La Cueva HS)

SEASON BESTS	
Hits	
Doubles	
Triples	
Home Runs	
RBI	
Runs	
Walks	
Stolen Bases	

CAREER BESTS	
Hits	3 5x, last: UNLV, 5-6-23
Doubles	2 2x, last: San José State, 5-8-21
Triples	1 9x, last: Nevada, 4-29-23
Home Runs	1 8x, last: Utah State, 3-17-23
RBI	5 Colorado St., 4-16-23
Runs	3 Colorado St., 4-16-23
Walks	2 Weber State, 2-7-20
Stolen Bases	2 Texas, 3-20-21

STREAKS		
	Current	Career Best
Hitting	1	15
On-Base	1	20

MULTI-HIT GAMES					
	2	3	4	5+	TOTAL
2020	5	-	-	-	5
2021	8	-	-	-	8
2023	13	5	-	-	18
2024					

MULTI-RBI GAMES					
	2	3	4	5+	TOTAL
2020	4	-	-	-	4
2021	4	1	-	-	5
2023	4	1	1	1	7
2024					

2024 GAME-BY-GAME																
DATE	OPPONENT	POS	AB	R	H	TB	2B	3B	HR	RBI	BB	HBP	SO	SB-ATT	E	
2/9	Tennessee State															
2/9	McNeese															
2/10	Chattanooga															
2/10	Cal															
2/11	Louisiana															
2/14	UTEP															
2/14	UTEP															
2/16	Marist															
2/16	Abilene Christian															
2/17	Abilene Christian															
2/17	Houston Christian															
2/18	Marist															
2/23	Stephen F. Austin															
2/23	North Texas															
2/24	Stephen F. Austin															
2/24	North Texas															
2/25	Minnesota															
2/28	Texas Tech															
3/1	Pacific															
3/1	Montana															
3/2	Toledo															
3/2	Grand Canyon															
3/6	Cleveland State															
3/7	UConn															
3/7	Hawai'i															
3/8	UConn															
3/8	Hawai'i															
3/12	Texas Tech															
3/12	Texas Tech															
3/15	San José State															
3/16	San José State															
3/17	San José State															
3/22	UNLV															
3/23	UNLV															
3/24	UNLV															
3/26	New Mexico State															
3/26	New Mexico State															
3/28	Nevada															
3/29	Nevada															
3/30	Nevada															
4/3	San Diego State															
4/3	San Diego State															
4/6	Colorado State															
4/7	Colorado State															
4/16	New Mexico State															
4/19	Utah State															
4/20	Utah State															
4/21	Utah State															
4/26	Boise State															
4/27	Boise State															
4/28	Boise State															
5/2	Fresno State															
5/3	Fresno State															
5/4	Fresno State															

CAREER STATS																			
SEASON	GP	GS	AVG.	AB	R	H	2B	3B	HR	RBI	TB	SLG%	BB	SO	HBP	OB%	SF	SH	SB-SA
2020	26	26	.250	84	19	21	6	2	1	12	34	.405	7	8	3	.330	0	2	0-1
2021	46	46	.241	133	18	32	10	0	4	20	54	.406	9	25	2	.299	0	2	9-12
2023	50	50	.396	149	38	59	9	7	3	31	91	.611	12	15	4	.452	1	4	5-5
2024																			
TOTAL	122	122	.306	366	75	112	25	9	8	63	179	.489	28	48	9	.369	1	8	14-18

- HIGHLIGHTS
- 2024 All-Mountain West Preseason Team
 - 2023 MW All-Conference First Team
 - Named Mountain West Player of the Week on May 11, 2021
 - Has started every game in her 3 years
 - Missed 2022 season due to injury
 - Started all 50 games last season at shortstop
 - Started all 46 games, playing second for 42 games and catcher for 4 in 2021
 - Started all 26 games at third base as a freshman
 - Graduated with degree in speech and hearing sciences and psychology, working on master's in project management

THE 2024 LOBOS



4

Macie Andrews

FR • OF • 5-3 • R/R

Enid, Okla. (Chisholm HS)

SEASON BESTS

Hits

Doubles

Triples

Home Runs

RBI

Runs

Walks

Stolen Bases

CAREER BESTS

Hits

Doubles

Triples

Home Runs

RBI

Runs

Walks

Stolen Bases

STREAKS

Current

Career Best

Hitting

Reach Base

MULTI-HIT GAMES

2

3

4

5+

TOTAL

2024

MULTI-RBI GAMES

2

3

4

5+

TOTAL

2024

2024 GAME-BY-GAME																
DATE	OPPONENT	POS	AB	R	H	TB	2B	3B	HR	RBI	BB	HBP	SO	SB-ATT	E	
2/9	Tennessee State															
2/9	McNeese															
2/10	Chattanooga															
2/10	Cal															
2/11	Louisiana															
2/14	UTEP															
2/14	UTEP															
2/16	Marist															
2/16	Abilene Christian															
2/17	Abilene Christian															
2/17	Houston Christian															
2/18	Marist															
2/23	Stephen F. Austin															
2/23	North Texas															
2/24	Stephen F. Austin															
2/24	North Texas															
2/25	Minnesota															
2/28	Texas Tech															
3/1	Pacific															
3/1	Montana															
3/2	Toledo															
3/2	Grand Canyon															
3/6	Cleveland State															
3/7	UConn															
3/7	Hawai'i															
3/8	UConn															
3/8	Hawai'i															
3/12	Texas Tech															
3/12	Texas Tech															
3/15	San José State															
3/16	San José State															
3/17	San José State															
3/22	UNLV															
3/23	UNLV															
3/24	UNLV															
3/26	New Mexico State															
3/26	New Mexico State															
3/28	Nevada															
3/29	Nevada															
3/30	Nevada															
4/3	San Diego State															
4/3	San Diego State															
4/6	Colorado State															
4/7	Colorado State															
4/16	New Mexico State															
4/19	Utah State															
4/20	Utah State															
4/21	Utah State															
4/26	Boise State															
4/27	Boise State															
4/28	Boise State															
5/2	Fresno State															
5/3	Fresno State															
5/4	Fresno State															

HITTING CAREER STATS																
SEASON	GP	GS	AVG.	AB	R	H	2B	3B	HR	RBI	TB	SLG%	BB	SO	HBP	OB% SF SH SB-SA PO A E FLD%
2024																
TOTAL																

- HIGHLIGHTS
- Played both middle infield and outfield in high school
 - Wears #4 because her dad wore #4 growing up and wears it to follow in his footsteps
 - Majoring in business administration and wants to be a medical sales rep

THE 2024 LOBOS



5 Kenzie Jones

FR • P • 5-8 • R/R
Crawford, Texas (Crawford HS)

SEASON BESTS

IP (high)
H (low)
R (low)
ER (low)
BB (low)
SO (high)
BF (high)
NP (high)

CAREER BESTS (MIN. 3.0 IP)

IP (high)
H (low)
R (low)
ER (low)
BB (low)
SO (high)
BF (high)
NP (high)

PITCHING SUPERLATIVES (MIN. 4.0 IP)

	Season	Career
5+ K		
10+ K		
1 R or Less		
Shutout		

2024 GAME-BY-GAME

DATE	OPPONENT	W-L	ERA	CG	IP	H	R	ER	BB	SO	2B	3B	HR	BF	HBP
2/9	Tennessee St.														
2/9	McNeese														
2/10	Chattanooga														
2/10	Cal														
2/11	Louisiana														
2/14	UTEP														
2/14	UTEP														
2/16	Marist														
2/16	Abilene Christian														
2/17	Abilene Christian														
2/17	Houston Christian														
2/18	Marist														
2/23	Stephen F. Austin														
2/23	North Texas														
2/24	Stephen F. Austin														
2/24	North Texas														
2/25	Minnesota														
2/28	Texas Tech														
3/1	Pacific														
3/1	Montana														
3/2	Toledo														
3/2	Grand Canyon														
3/6	Cleveland State														
3/7	UConn														
3/7	Hawai'i														
3/8	UConn														
3/8	Hawai'i														
3/12	Texas Tech														
3/12	Texas Tech														
3/15	San José State														
3/16	San José State														
3/17	San José State														
3/122	UNLV														
3/23	UNLV														
3/24	UNLV														
3/26	New Mexico State														
3/26	New Mexico State														
3/28	Nevada														
3/29	Nevada														
3/30	Nevada														
4/3	San Diego State														
4/3	San Diego State														
4/6	Colorado State														
4/7	Colorado State														
4/16	New Mexico State														
4/19	Utah State														
4/20	Utah State														
4/21	Utah State														
4/26	Boise State														
4/27	Boise State														
4/28	Boise State														
5/2	Fresno State														
5/3	Fresno State														
5/4	Fresno State														

CAREER STATS

SEASON	GS	APP	CG	W-L	ERA	SHO	SV	IP	H	R	ER	BB	SO	2B	3B	HR	BF	NP-STK	WP	HBP	PO	A	E	FLD%
2024																								
TOTAL																								

HIGHLIGHTS

- Ranked 79th pitcher by Extra Innings in 2020, 59th in 2021 and ranked 50th in the Extra Innings Elite 100 in 2023
- Recorded 87 strikeouts as a freshman before COVID cut the season short, 287 strikeouts her sophomore year and 239 strikeouts her junior year
- HS team won the 2A State Championship and was named 2A State MVP in 2022
- Also lettered in basketball and cheer
- Pre-med major

THE 2024 LOBOS



6 Alina Ortiz

FR • P • 5-6 • R/R
Corona, Calif. (Centennial HS)

SEASON BESTS

IP (high)
H (low)
R (low)
ER (low)
BB (low)
SO (high)
BF (high)
NP (high)

CAREER BESTS(MIN. 3.0 IP)

IP (high)
H (low)
R (low)
ER (low)
BB (low)
SO (high)
BF (high)
NP (high)

PITCHING SUPERLATIVES (MIN. 4.0 IP)

	Season	Career
5+ K		
10+ K		
1 R or Less		
Shutout		

2024 GAME-BY-GAME

DATE	OPPONENT	W-L	ERA	CG	IP	H	R	ER	BB	SO	2B	3B	HR	BF	HBP
2/9	Tennessee St.														
2/9	McNeese														
2/10	Chattanooga														
2/10	Cal														
2/11	Louisiana														
2/14	UTEP														
2/14	UTEP														
2/16	Marist														
2/16	Abilene Christian														
2/17	Abilene Christian														
2/17	Houston Christian														
2/18	Marist														
2/23	Stephen F. Austin														
2/23	North Texas														
2/24	Stephen F. Austin														
2/24	North Texas														
2/25	Minnesota														
2/28	Texas Tech														
3/1	Pacific														
3/1	Montana														
3/2	Toledo														
3/2	Grand Canyon														
3/6	Cleveland State														
3/7	UConn														
3/7	Hawai'i														
3/8	UConn														
3/8	Hawai'i														
3/12	Texas Tech														
3/12	Texas Tech														
3/15	San José State														
3/16	San José State														
3/17	San José State														
3/122	UNLV														
3/23	UNLV														
3/24	UNLV														
3/26	New Mexico State														
3/26	New Mexico State														
3/28	Nevada														
3/29	Nevada														
3/30	Nevada														
4/3	San Diego State														
4/3	San Diego State														
4/6	Colorado State														
4/7	Colorado State														
4/16	New Mexico State														
4/19	Utah State														
4/20	Utah State														
4/21	Utah State														
4/26	Boise State														
4/27	Boise State														
4/28	Boise State														
5/2	Fresno State														
5/3	Fresno State														
5/4	Fresno State														

CAREER STATS

SEASON	GS	APP	CG	W-L	ERA	SHO	SV	IP	H	R	ER	BB	SO	2B	3B	HR	BF	NP-STK	WP	HBP	PO	A	E	FLD%
2024																								
TOTAL																								

HIGHLIGHTS

THE 2024 LOBOS



7 Ashley Archuleta

JR • INF • 5-4 • R/R
Rio Rancho, N.M. (Cleveland HS)

SEASON BESTS

Hits	
Doubles	
Triples	
Home Runs	
RBI	
Runs	
Walks	
Stolen Bases	

CAREER BESTS

Hits	3	4x, last: Nevada, 4-30-23
Doubles	2	NMSU, 3-8-22
Triples	1	6x, last: San Diego St., 4-23-23
Home Runs	2	Fresno State, 4-15-22
RBI	4	Fresno State, 4-15-22
Runs	2	11x, last: UNLV, 5-5-23
Walks	3	Nevada, 4-23-22
Stolen Bases	1	3x, last: UNLV, 5-6-23

STREAKS

	Current	Career Best
Hitting	10	13
On-Base	10	22

MULTI-HIT GAMES

	2	3	4	5+	TOTAL
2022	12	3	-	-	15
2023	12	1	-	-	13
2024					

MULTI-RBI GAMES

	2	3	4	5+	TOTAL
2022	3	1	1	-	5
2023	5	3	-	-	8
2024					

2024 GAME-BY-GAME

DATE	OPPONENT	POS	AB	R	H	TB	2B	3B	HR	RBI	BB	HBP	SO	SB-ATT	E
2/9	Tennessee State														
2/9	McNeese														
2/10	Chattanooga														
2/10	Cal														
2/11	Louisiana														
2/14	UTEP														
2/14	UTEP														
2/16	Marist														
2/16	Abilene Christian														
2/17	Abilene Christian														
2/17	Houston Christian														
2/18	Marist														
2/23	Stephen F. Austin														
2/23	North Texas														
2/24	Stephen F. Austin														
2/24	North Texas														
2/25	Minnesota														
2/28	Texas Tech														
3/1	Pacific														
3/1	Montana														
3/2	Toledo														
3/2	Grand Canyon														
3/6	Cleveland State														
3/7	UConn														
3/7	Hawai'i														
3/8	UConn														
3/8	Hawai'i														
3/12	Texas Tech														
3/12	Texas Tech														
3/15	San José State														
3/16	San José State														
3/17	San José State														
3/22	UNLV														
3/23	UNLV														
3/24	UNLV														
3/26	New Mexico State														
3/26	New Mexico State														
3/28	Nevada														
3/29	Nevada														
3/30	Nevada														
4/3	San Diego State														
4/3	San Diego State														
4/6	Colorado State														
4/7	Colorado State														
4/16	New Mexico State														
4/19	Utah State														
4/20	Utah State														
4/21	Utah State														
4/26	Boise State														
4/27	Boise State														
4/28	Boise State														
5/2	Fresno State														
5/3	Fresno State														
5/4	Fresno State														

CAREER STATS

SEASON	GP	GS	AVG.	AB	R	H	2B	3B	HR	RBI	TB	SLG%	BB	SO	HBP	OB%	SF	SH	SB-SA	PO	A	E	FLD%
2022	53	53	.326	172	29	56	9	1	2	21	73	.424	20	36	3	.405	0	1	1-1	86	100	15	.926
2023	47	45	.331	130	22	43	4	5	3	25	66	.508	16	25	0	.401	1	2	2-2	82	89	9	.950
2024																							
TOTAL	100	98	.328	302	51	99	13	6	5	46	139	.460	36	61	3	.404	1	3	3-3	168	189	24	.937

HIGHLIGHTS

- All-Conference First Team in 2022 and 2023
- First two-time first team all-conference player for UNM since Brandi Heimburg (2014 and 2015)
- Played 45 games at second her sophomore season
- Played 51 games at second, 1 game at shortstop and 1 game as DP freshman season
- Ended 2023 on a 10-game hitting streak
- 2nd on the team in total bases (73), hits (56) and doubles (9) as a freshman

THE 2024 LOBOS



9 Katherine Brunner

FR • INF • 5-7 • R/R

Katy, Texas (James E. Taylor HS)

SEASON BESTS

Hits
Doubles
Triples
Home Runs
RBI
Runs
Walks
Stolen Bases

CAREER BESTS

Hits
Doubles
Triples
Home Runs
RBI
Runs
Walks
Stolen Bases

STREAKS

Current Career Best
Hitting
On-Base

MULTI-HIT GAMES

2023 2 3 4 5+ TOTAL

MULTI-RBI GAMES

2023 2 3 4 5+ TOTAL

2024 GAME-BY-GAME

DATE	OPPONENT	POS	AB	R	H	TB	2B	3B	HR	RBI	BB	HBP	SO	SB-ATT	E
2/9	Tennessee State														
2/9	McNeese														
2/10	Chattanooga														
2/10	Cal														
2/11	Louisiana														
2/14	UTEP														
2/14	UTEP														
2/16	Marist														
2/16	Abilene Christian														
2/17	Abilene Christian														
2/17	Houston Christian														
2/18	Marist														
2/23	Stephen F. Austin														
2/23	North Texas														
2/24	Stephen F. Austin														
2/24	North Texas														
2/25	Minnesota														
2/28	Texas Tech														
3/1	Pacific														
3/1	Montana														
3/2	Toledo														
3/2	Grand Canyon														
3/6	Cleveland State														
3/7	UConn														
3/7	Hawai'i														
3/8	UConn														
3/8	Hawai'i														
3/12	Texas Tech														
3/12	Texas Tech														
3/15	San José State														
3/16	San José State														
3/17	San José State														
3/22	UNLV														
3/23	UNLV														
3/24	UNLV														
3/26	New Mexico State														
3/26	New Mexico State														
3/28	Nevada														
3/29	Nevada														
3/30	Nevada														
4/3	San Diego State														
4/3	San Diego State														
4/6	Colorado State														
4/7	Colorado State														
4/16	New Mexico State														
4/19	Utah State														
4/20	Utah State														
4/21	Utah State														
4/26	Boise State														
4/27	Boise State														
4/28	Boise State														
5/2	Fresno State														
5/3	Fresno State														
5/4	Fresno State														

CAREER STATS

SEASON	GP	GS	AVG.	AB	R	H	2B	3B	HR	RBI	TB	SLG%	BB	SO	HBP	OB%	SF	SH	SB-SA	PO	A	E	FLD%
2024																							
TOTAL																							

HIGHLIGHTS

- Majoring in business administration
- #8 was the first number she wore when she started playing softball at age 6.
- Played for the Bombers, the Lady Dukes and Prolific
- Also lettered in basketball in high school

THE 2024 LOBOS



9

Jewels Hanawahine

FR • UTIL • 5-9 • R/R

Waimanalo, Hawai'i (Kamehameha Kap. Iama)

SEASON BESTS

Hits

Doubles

Triples

Home Runs

RBI

Runs

Walks

Stolen Bases

CAREER BESTS

Hits

Doubles

Triples

Home Runs

RBI

Runs

Walks

Stolen Bases

STREAKS

Current

Career Best

Hitting

On-Base

MULTI-HIT GAMES

23

2

3

4

5+

TOTAL

2023

MULTI-RBI GAMES

23

2

3

4

5+

TOTAL

2023

2024 GAME-BY-GAME																
DATE	OPPONENT	POS	AB	R	H	TB	2B	3B	HR	RBI	BB	HBP	SO	SB-ATT	E	
2/9	Tennessee State															
2/9	McNeese															
2/10	Chattanooga															
2/10	Cal															
2/11	Louisiana															
2/14	UTEP															
2/14	UTEP															
2/16	Marist															
2/16	Abilene Christian															
2/17	Abilene Christian															
2/17	Houston Christian															
2/18	Marist															
2/23	Stephen F. Austin															
2/23	North Texas															
2/24	Stephen F. Austin															
2/24	North Texas															
2/25	Minnesota															
2/28	Texas Tech															
3/1	Pacific															
3/1	Montana															
3/2	Toledo															
3/2	Grand Canyon															
3/6	Cleveland State															
3/7	UConn															
3/7	Hawai'i															
3/8	UConn															
3/8	Hawai'i															
3/12	Texas Tech															
3/12	Texas Tech															
3/15	San José State															
3/16	San José State															
3/17	San José State															
3/22	UNLV															
3/23	UNLV															
3/24	UNLV															
3/26	New Mexico State															
3/26	New Mexico State															
3/28	Nevada															
3/29	Nevada															
3/30	Nevada															
4/3	San Diego State															
4/3	San Diego State															
4/6	Colorado State															
4/7	Colorado State															
4/16	New Mexico State															
4/19	Utah State															
4/20	Utah State															
4/21	Utah State															
4/26	Boise State															
4/27	Boise State															
4/28	Boise State															
5/2	Fresno State															
5/3	Fresno State															
5/4	Fresno State															

CAREER STATS																			
SEASON	GP	GS	AVG.	AB	R	H	2B	3B	HR	RBI	TB	SLG%	BB	SO	HBP	OB%	SF	SH	SB-SA
2024																			
TOTAL																			

- HIGHLIGHTS
- Construction management major
 - Played for Firecrackers Rico 18U, Firecrackers Brasher Smith and Firecrackers Hawaii
 - Wears #9 because she and her two siblings were all born on the 9th of different months

THE 2024 LOBOS



12 Savannah Braun

SR • INF • 5-10 • R/R
Tualatin, Ore. (Tualatin HS)

SEASON BESTS

Hits	
Doubles	
Triples	
Home Runs	
RBI	
Runs	
Walks	
Stolen Bases	

CAREER BESTS

Hits	1	4x, last: NMSU, 3-22-22
Doubles		
Triples		
Home Runs	1	at NMSU, 3-22-22
RBI	3	at NMSU, 3-22-22
Runs	1	2x, last: at NMSU, 3-22-22
Walks	1	3x, last: Maine, 3-12-22
Total Bases	4	at NMSU, 3/22/23

STREAKS

	Current	Career Best
Hitting		2
On-Base		2

MULTI-HIT GAMES

	2	3	4	5+	TOTAL
2021	-	-	-	-	-
2022	-	-	-	-	-
2023	-	-	-	-	-
2024					

MULTI-RBI GAMES

	2	3	4	5+	TOTAL
2021	-	-	-	-	-
2022	-	1	-	-	1
2023	-	-	-	-	-
2024					

2024 GAME-BY-GAME

DATE	OPPONENT	POS	AB	R	H	TB	2B	3B	HR	RBI	BB	HBP	SO	SB-ATT	E
2/9	Tennessee State														
2/9	McNeese														
2/10	Chattanooga														
2/10	Cal														
2/11	Louisiana														
2/14	UTEP														
2/14	UTEP														
2/16	Marist														
2/16	Abilene Christian														
2/17	Abilene Christian														
2/17	Houston Christian														
2/18	Marist														
2/23	Stephen F. Austin														
2/23	North Texas														
2/24	Stephen F. Austin														
2/24	North Texas														
2/25	Minnesota														
2/28	Texas Tech														
3/1	Pacific														
3/1	Montana														
3/2	Toledo														
3/2	Grand Canyon														
3/6	Cleveland State														
3/7	UConn														
3/7	Hawai'i														
3/8	UConn														
3/8	Hawai'i														
3/12	Texas Tech														
3/12	Texas Tech														
3/15	San José State														
3/16	San José State														
3/17	San José State														
3/22	UNLV														
3/23	UNLV														
3/24	UNLV														
3/26	New Mexico State														
3/26	New Mexico State														
3/28	Nevada														
3/29	Nevada														
3/30	Nevada														
4/3	San Diego State														
4/3	San Diego State														
4/6	Colorado State														
4/7	Colorado State														
4/16	New Mexico State														
4/19	Utah State														
4/20	Utah State														
4/21	Utah State														
4/26	Boise State														
4/27	Boise State														
4/28	Boise State														
5/2	Fresno State														
5/3	Fresno State														
5/4	Fresno State														

CAREER STATS

SEASON	GP	GS	AVG.	AB	R	H	2B	3B	HR	RBI	TB	SLG%	BB	SO	HBP	OB%	SF	SH	SB-SA	PO	A	E	FLD%
2021	4	1	.500	4	0	2	0	0	0	0	2	.500	2	2	0	.667	0	0	0-0	0	0	0	.000
2022	5	0	.500	4	2	2	0	0	1	4	5	1.250	1	0	0	.600	0	0	0-0	0	0	0	.000
2023																							
2024																							
TOTAL	9	1	.500	8	2	4	0	0	1	4	7	.875	3	2	0	.636	0	0	0-0	0	0	0	.000

HIGHLIGHTS

- Hit a pinch-hit 3-run HR at New Mexico on March 22 for her first collegiate HR
- Hit against Tarleton on Feb. 27 ended the game in a run-rule win
- Start was as the designated player against Utah State on May 15, 2021
- Majoring in community health education

THE 2024 LOBOS



13 Elizabeth Baylor

SO • OF • 5-8 • R/R
Richmond, Texas (Churchill Fulshear HS)

SEASON BESTS

Hits
Doubles
Triples
Home Runs
RBI
Runs
Walks
Stolen Bases

CAREER BESTS

Hits	2	Fresno State, 4-2-23
Doubles		
Triples		
Home Runs		
RBI	1	Buffalo, 3-10-23
Runs	1	Colorado State, 4-16-23
Walks	1	3x, last: Colorado St., 4-16-23
Stolen Bases	1	San Diego State, 4-23-23

STREAKS

	Current	Career Best
Hitting		2
On-Base		3

MULTI-HIT GAMES

	2	3	4	5+	TOTAL
2023	1	-	-	-	1
2024					

MULTI-RBI GAMES

	2	3	4	5+	TOTAL
2023	-	-	-	-	-
2024					

2024 GAME-BY-GAME

DATE	OPPONENT	POS	AB	R	H	TB	2B	3B	HR	RBI	BB	HBP	SO	SB-ATT	E
2/9	Tennessee State														
2/9	McNeese														
2/10	Chattanooga														
2/10	Cal														
2/11	Louisiana														
2/14	UTEP														
2/14	UTEP														
2/16	Marist														
2/16	Abilene Christian														
2/17	Abilene Christian														
2/17	Houston Christian														
2/18	Marist														
2/23	Stephen F. Austin														
2/23	North Texas														
2/24	Stephen F. Austin														
2/24	North Texas														
2/25	Minnesota														
2/28	Texas Tech														
3/1	Pacific														
3/1	Montana														
3/2	Toledo														
3/2	Grand Canyon														
3/6	Cleveland State														
3/7	UConn														
3/7	Hawai'i														
3/8	UConn														
3/8	Hawai'i														
3/12	Texas Tech														
3/12	Texas Tech														
3/15	San José State														
3/16	San José State														
3/17	San José State														
3/22	UNLV														
3/23	UNLV														
3/24	UNLV														
3/26	New Mexico State														
3/26	New Mexico State														
3/28	Nevada														
3/29	Nevada														
3/30	Nevada														
4/3	San Diego State														
4/3	San Diego State														
4/6	Colorado State														
4/7	Colorado State														
4/16	New Mexico State														
4/19	Utah State														
4/20	Utah State														
4/21	Utah State														
4/26	Boise State														
4/27	Boise State														
4/28	Boise State														
5/2	Fresno State														
5/3	Fresno State														
5/4	Fresno State														

CAREER STATS

SEASON	GP	GS	AVG.	AB	R	H	2B	3B	HR	RBI	TB	SLG%	BB	SO	HBP	OB%	SF	SH	SB-SA	PO	A	E	FLD%
2023	21	9	.167	24	1	4	0	0	0	1	4	.167	3	9	0	.259	0	0	1-1	19	2	0	1.000
2024																							
TOTAL	21	9	.167	24	1	4	0	0	0	1	4	.167	3	9	0	.259	0	0	1-1	19	2	0	1.000

HIGHLIGHTS

- Psychology major
- Played in 21 games with 9 starts, 8 in right field and 1 as DP
- Played for the Houston Power, Aces Express and Texas Bombers.
- Named to the 4A Second Team All-District and the 5A Second Team All-District and was the school record holder for stolen bases

THE 2024 LOBOS



14 Taylor Snow

RS-JR • P • 5-10 • R/R
Columbia, La.. (Louisiana)

SEASON BESTS

IP (high)
H (low)
R (low)
ER (low)
BB (low)
SO (high)
BF (high)
NP (high)

CAREER BESTS (MIN. 3.0 IP)

IP (high)	7.0	CSUB, 2-23-23
H (low)	4	6x, last: Nevada, 4-29-23
R (low)	0	2x, last: Nevada, 4-29-23
ER (low)	0	4x, last: Nevada, 4-29-23
BB (low)	0	6x, last: Nevada, 4-30-23
SO (high)	3	Texas Tech, 3-12-23
BF (high)	29	CSUB, 2-23-23
NP (high)	101	CSUB, 2-23-23

PITCHING SUPERLATIVES (MIN. 4.0 IP)

	Season	Career
5+ K		
10+ K		
1 R or Less		4
Shutout		

2024 GAME-BY-GAME

DATE	OPPONENT	W-L	ERA	CG	IP	H	R	ER	BB	SO	2B	3B	HR	BF	HBP
2/9	Tennessee St.														
2/9	McNeese														
2/10	Chattanooga														
2/10	Cal														
2/11	Louisiana														
2/14	UTEP														
2/14	UTEP														
2/16	Marist														
2/16	Abilene Christian														
2/17	Abilene Christian														
2/17	Houston Christian														
2/18	Marist														
2/23	Stephen F. Austin														
2/23	North Texas														
2/24	Stephen F. Austin														
2/24	North Texas														
2/25	Minnesota														
2/28	Texas Tech														
3/1	Pacific														
3/1	Montana														
3/2	Toledo														
3/2	Grand Canyon														
3/6	Cleveland State														
3/7	UConn														
3/7	Hawai'i														
3/8	UConn														
3/8	Hawai'i														
3/12	Texas Tech														
3/12	Texas Tech														
3/15	San José State														
3/16	San José State														
3/17	San José State														
3/122	UNLV														
3/23	UNLV														
3/24	UNLV														
3/26	New Mexico State														
3/26	New Mexico State														
3/28	Nevada														
3/29	Nevada														
3/30	Nevada														
4/3	San Diego State														
4/3	San Diego State														
4/6	Colorado State														
4/7	Colorado State														
4/16	New Mexico State														
4/19	Utah State														
4/20	Utah State														
4/21	Utah State														
4/26	Boise State														
4/27	Boise State														
4/28	Boise State														
5/2	Fresno State														
5/3	Fresno State														
5/4	Fresno State														

CAREER STATS

SEASON	GS	APP	CG	W-L	ERA	SHO	SV	IP	H	R	ER	BB	SO	2B	3B	HR	BF	NP-STK	WP	HBP	PO	A	E	FLD%
2023	14	29	2	5-10	4.86	0	0	90.2	128	83	63	29	28	27	2	13	441	1547-917	3	10	0	12	1	.923
2024																								
TOTAL	14	29	2	5-10	4.86	0	0	90.2	128	83	63	29	28	27	2	13	441	1547-917	3	10	0	12	1	.923

HIGHLIGHTS

- Majoring in psychology
- First collegiate start came at LSU
- First signee for Coach Dickson and staff (signed June 17, 2022)
- Redshirted at Louisiana
- Was a three-time first team all-state and all-district pitcher and pitched the Tigers to three consecutive state championship game appearances, earning the title her freshman season

THE 2024 LOBOS



16 Brooke Umali

FR • P • 5-3 • L/L

Burlingame, Calif. (Aragon HS)

SEASON BESTS	
IP (high)	
H (low)	
R (low)	
ER (low)	
BB (low)	
SO (high)	
BF (high)	
NP (high)	

CAREER BESTS (MIN. 3.0 IP)	
IP (high)	
H (low)	
R (low)	
ER (low)	
BB (low)	
SO (high)	
BF (high)	
NP (high)	

PITCHING SUPERLATIVES (MIN. 4.0 IP)		
	Season	Career
5+ K		
10+ K		
1 R or Less		
Shutout		

2024 GAME-BY-GAME																
DATE	OPPONENT	W-L	ERA	CG	IP	H	R	ER	BB	SO	2B	3B	HR	BF	HBP	
2/9	Tennessee St.															
2/9	McNeese															
2/10	Chattanooga															
2/10	Cal															
2/11	Louisiana															
2/14	UTEP															
2/14	UTEP															
2/16	Marist															
2/16	Abilene Christian															
2/17	Abilene Christian															
2/17	Houston Christian															
2/18	Marist															
2/23	Stephen F. Austin															
2/23	North Texas															
2/24	Stephen F. Austin															
2/24	North Texas															
2/25	Minnesota															
2/28	Texas Tech															
3/1	Pacific															
3/1	Montana															
3/2	Toledo															
3/2	Grand Canyon															
3/6	Cleveland State															
3/7	UConn															
3/7	Hawai'i															
3/8	UConn															
3/8	Hawai'i															
3/12	Texas Tech															
3/12	Texas Tech															
3/15	San José State															
3/16	San José State															
3/17	San José State															
3/122	UNLV															
3/23	UNLV															
3/24	UNLV															
3/26	New Mexico State															
3/26	New Mexico State															
3/28	Nevada															
3/29	Nevada															
3/30	Nevada															
4/3	San Diego State															
4/3	San Diego State															
4/6	Colorado State															
4/7	Colorado State															
4/16	New Mexico State															
4/19	Utah State															
4/20	Utah State															
4/21	Utah State															
4/26	Boise State															
4/27	Boise State															
4/28	Boise State															
5/2	Fresno State															
5/3	Fresno State															
5/4	Fresno State															

CAREER STATS																
SEASON	GS	APP	CG	W-L	ERA	SHO	SV	IP	H	R	ER	BB	SO	2B	3B	HR
2024																
TOTAL																

- HIGHLIGHTS
- Majoring in business administration
 - Played for Warrior Academy
 - Wore 16 since she started playing softball at age 7



THE 2024 LOBOS



17 Amber Linton

SR • P • 6-0 • R/R
Franklin, Ind. (Indiana)

SEASON BESTS

IP (high)
H (low)
R (low)
ER (low)
BB (low)
SO (high)
BF (high)
NP (high)

CAREER BESTS (MIN. 3.0 IP)

IP (high) 11.0 UTEP, 3-1-23
H (low) 0 Boise State, 5-8-22
R (low) 0 5x, last: SJSU, 3-25-23
ER (low) 0 7x, last: SJSU, 3-25-23
BB (low) 0 5x, last: Nevada, 4-28-23
SO (high) 14 Utah State, 3-17-23
BF (high) 48 UTEP, 3-1-23
NP (high) 201 Utah State, 3-17-23

PITCHING SUPERLATIVES (MIN. 4.0 IP)

	Season	Career
5+ K		27
10+ K		5
1 R or Less		10
Shutout		3

2024 GAME-BY-GAME

DATE	OPPONENT	W-L	ERA	CG	IP	H	R	ER	BB	SO	2B	3B	HR	BF	HBP
2/9	Tennessee St.														
2/9	McNeese														
2/10	Chattanooga														
2/10	Cal														
2/11	Louisiana														
2/14	UTEP														
2/14	UTEP														
2/16	Marist														
2/16	Abilene Christian														
2/17	Abilene Christian														
2/17	Houston Christian														
2/18	Marist														
2/23	Stephen F. Austin														
2/23	North Texas														
2/24	Stephen F. Austin														
2/24	North Texas														
2/25	Minnesota														
2/28	Texas Tech														
3/1	Pacific														
3/1	Montana														
3/2	Toledo														
3/2	Grand Canyon														
3/6	Cleveland State														
3/7	UConn														
3/7	Hawai'i														
3/8	UConn														
3/8	Hawai'i														
3/12	Texas Tech														
3/12	Texas Tech														
3/15	San José State														
3/16	San José State														
3/17	San José State														
3/122	UNLV														
3/23	UNLV														
3/24	UNLV														
3/26	New Mexico State														
3/26	New Mexico State														
3/28	Nevada														
3/29	Nevada														
3/30	Nevada														
4/3	San Diego State														
4/3	San Diego State														
4/6	Colorado State														
4/7	Colorado State														
4/16	New Mexico State														
4/19	Utah State														
4/20	Utah State														
4/21	Utah State														
4/26	Boise State														
4/27	Boise State														
4/28	Boise State														
5/2	Fresno State														
5/3	Fresno State														
5/4	Fresno State														

CAREER STATS

SEASON	GS	APP	CG	W-L	ERA	SHO	SV	IP	H	R	ER	BB	SO	2B	3B	HR	BF	NP-STK	WP
2021	4	19	0	4-3	3.79	0	0	44.1	52	33	24	24	21	12	2	2	214	159-82	1
2022	27	38	7	12-14	4.02	0	3	156.2	181	125	90	73	156	22	4	6	779	2512-1503	11
2023	25	32	14	11-13	3.71	3	1	158.2	171	103	84	70	164	33	1	12			4
2024																			
TOTAL	35	62	9	18-19	4.15	0	3	222.2	262	179	132	111	194	39	6	11	1195	3559-2138	12

HIGHLIGHTS

- 2 highest strikeouts per game in program history: 7.24 strikeouts per game in 2023 was the single-season program record, breaking her own record of 6.97 she set in 2022
- 156 strikeouts in 2022 were the 6th most in a single-season in program history; 164 in 2023 were the 5th most in a single-season.
- Named MW Pitcher of the Week on March 1, 2022
- Pitched a team-high 158.2 innings with team-high 14 complete games and 3 shutouts last season
- 123 strikeouts from setting the career program record
- Accounting major

THE 2024 LOBOS



18 Grace Rana

SO • C • 5-6 • R/R

Queen Creek, Ariz. (Queen Creek HS)

SEASON BESTS	
Hits	
Doubles	
Triples	
Home Runs	
RBI	
Runs	
Walks	
Stolen Bases	

CAREER BESTS	
Hits	
Doubles	
Triples	
Home Runs	
RBI	
Runs	1 6x, last: Nevada, 4-28-23
Walks	
Stolen Bases	1 Oregon State 2-11-23

STREAKS	
	Current Career Best
Hitting	
On-Base	

MULTI-HIT GAMES	
	2 3 4 5+ TOTAL
2023	- - - - 0
2024	

MULTI-RBI GAMES	
	2 3 4 5+ TOTAL
2023	- - - - 0
2024	

2024 GAME-BY-GAME																	
DATE	OPPONENT	POS	AB	R	H	TB	2B	3B	HR	RBI	BB	HBP	SO	SB-ATT	E		
2/9	Tennessee State																
2/9	McNeese																
2/10	Chattanooga																
2/10	Cal																
2/11	Louisiana																
2/14	UTEP																
2/14	UTEP																
2/16	Marist																
2/16	Abilene Christian																
2/17	Abilene Christian																
2/17	Houston Christian																
2/18	Marist																
2/23	Stephen F. Austin																
2/23	North Texas																
2/24	Stephen F. Austin																
2/24	North Texas																
2/25	Minnesota																
2/28	Texas Tech																
3/1	Pacific																
3/1	Montana																
3/2	Toledo																
3/2	Grand Canyon																
3/6	Cleveland State																
3/7	UConn																
3/7	Hawai'i																
3/8	UConn																
3/8	Hawai'i																
3/12	Texas Tech																
3/12	Texas Tech																
3/15	San José State																
3/16	San José State																
3/17	San José State																
3/22	UNLV																
3/23	UNLV																
3/24	UNLV																
3/26	New Mexico State																
3/26	New Mexico State																
3/28	Nevada																
3/29	Nevada																
3/30	Nevada																
4/3	San Diego State																
4/3	San Diego State																
4/6	Colorado State																
4/7	Colorado State																
4/16	New Mexico State																
4/19	Utah State																
4/20	Utah State																
4/21	Utah State																
4/26	Boise State																
4/27	Boise State																
4/28	Boise State																
5/2	Fresno State																
5/3	Fresno State																
5/4	Fresno State																

CAREER STATS																							
SEASON	GP	GS	AVG.	AB	R	H	2B	3B	HR	RBI	TB	SLG%	BB	SO	HBP	OB%	SF	SH	SB-SA	PO	A	E	FLD%
2023	20	0	.000	1	6	0	0	0	0	0	0	.000	0	0	0	.000	0	0	1-1	0	0	0	.000
2024																							
TOTAL	20	0	.000	1	6	0	0	0	0	0	0	.000	0	0	0	.000	0	0	1-1	0	0	0	.000

- HIGHLIGHTS
- Psychology major
 - Appeared in 20 games, primarily as a pinch runner
 - At-bat came against Boise State on April 7, 2023
 - Named to the All-Region Second Team in 2019
 - Played for the AZ Hotshots- Delsante

THE 2024 LOBOS



20 Emma Bramson

JR • INF • 5-7 • R/R
Valencia, Calif. (Valencia HS)

SEASON BESTS	
Hits	
Doubles	
Triples	
Home Runs	
RBI	
Runs	
Walks	
Stolen Bases	

CAREER BESTS	
Hits	4 Utah State, 3-19-23
Doubles	2 Utah State, 3-19-23
Triples	
Home Runs	2 UC Santa Barbara, 3-3-22
RBI	5 UC Santa Barbara, 3-3-22
Runs	4 Utah State, 3-19-23
Walks	3 2x, last: Utah State, 3-17-23
Stolen Bases	1 2x, last: Colo. St., 4-15-23

STREAKS	
	Current Career Best
Hitting	8
On-Base	8

MULTI-HIT GAMES	
	2 3 4 5+ TOTAL
2022	9 1 - - 10
2023	5 1 1 - 7
2024	

MULTI-RBI GAMES	
	2 3 4 5+ TOTAL
2022	3 - - 1 4
2023	1 - - - 1
2024	

2024 GAME-BY-GAME																
DATE	OPPONENT	POS	AB	R	H	TB	2B	3B	HR	RBI	BB	HBP	SO	SB-ATT	E	
2/9	Tennessee State															
2/9	McNeese															
2/10	Chattanooga															
2/10	Cal															
2/11	Louisiana															
2/14	UTEP															
2/14	UTEP															
2/16	Marist															
2/16	Abilene Christian															
2/17	Abilene Christian															
2/17	Houston Christian															
2/18	Marist															
2/23	Stephen F. Austin															
2/23	North Texas															
2/24	Stephen F. Austin															
2/24	North Texas															
2/25	Minnesota															
2/28	Texas Tech															
3/1	Pacific															
3/1	Montana															
3/2	Toledo															
3/2	Grand Canyon															
3/6	Cleveland State															
3/7	UConn															
3/7	Hawai'i															
3/8	UConn															
3/8	Hawai'i															
3/12	Texas Tech															
3/12	Texas Tech															
3/15	San José State															
3/16	San José State															
3/17	San José State															
3/22	UNLV															
3/23	UNLV															
3/24	UNLV															
3/26	New Mexico State															
3/26	New Mexico State															
3/28	Nevada															
3/29	Nevada															
3/30	Nevada															
4/3	San Diego State															
4/3	San Diego State															
4/6	Colorado State															
4/7	Colorado State															
4/16	New Mexico State															
4/19	Utah State															
4/20	Utah State															
4/21	Utah State															
4/26	Boise State															
4/27	Boise State															
4/28	Boise State															
5/2	Fresno State															
5/3	Fresno State															
5/4	Fresno State															

CAREER STATS																
SEASON	GP	GS	AVG.	AB	R	H	2B	3B	HR	RBI	TB	SLG%	BB	SO	HBP	OB% SF SH SB-SA PO A E FLD%
2022	46	46	.245	139	24	34	4	0	6	23	56	.403	11	20	1	.301 2 1 0-0 45 69 9 .926
2023	44	44	.314	121	18	38	5	0	1	11	46	.380	8	16	2	.361 2 2 2-2 41 67 9 .923
2024																
TOTAL	90	90	.277	260	42	72	9	0	7	34	102	.392	19	36	3	.329 4 3 2-2 86 136 18 .925
HIGHLIGHTS																

- Named MW Freshman of the Week on Feb. 22, 2022
- Career-high 9 total bases against UC Santa Barbara on March 3, 2022
- Started in 44 games, 39 games at third and 5 games at second as a sophomore
- Played 25 games at third base and 21 games at shortstop as a freshman
- Majoring in sociology with a psychology minor

THE 2024 LOBOS



21 Taylor Morgan

SO • OF • 5-6 • R/R
Gallup, N.M. (Trinidad State College)

SEASON BESTS

Hits
Doubles
Triples
Home Runs
RBI
Runs
Walks
Stolen Bases

CAREER BESTS

Hits
Doubles
Triples
Home Runs
RBI
Runs
Walks
Stolen Bases

STREAKS

	Current	Career Best
Hitting		
On-Base		

MULTI-HIT GAMES

	2	3	4	5+	TOTAL
2024					

MULTI-RBI GAMES

	2	3	4	5+	TOTAL
2024					

2024 GAME-BY-GAME

DATE	OPPONENT	POS	AB	R	H	TB	2B	3B	HR	RBI	BB	HBP	SO	SB-ATT	E
2/9	Tennessee State														
2/9	McNeese														
2/10	Chattanooga														
2/10	Cal														
2/11	Louisiana														
2/14	UTEP														
2/14	UTEP														
2/16	Marist														
2/16	Abilene Christian														
2/17	Abilene Christian														
2/17	Houston Christian														
2/18	Marist														
2/23	Stephen F. Austin														
2/23	North Texas														
2/24	Stephen F. Austin														
2/24	North Texas														
2/25	Minnesota														
2/28	Texas Tech														
3/1	Pacific														
3/1	Montana														
3/2	Toledo														
3/2	Grand Canyon														
3/6	Cleveland State														
3/7	UConn														
3/7	Hawai'i														
3/8	UConn														
3/8	Hawai'i														
3/12	Texas Tech														
3/12	Texas Tech														
3/15	San José State														
3/16	San José State														
3/17	San José State														
3/22	UNLV														
3/23	UNLV														
3/24	UNLV														
3/26	New Mexico State														
3/26	New Mexico State														
3/28	Nevada														
3/29	Nevada														
3/30	Nevada														
4/3	San Diego State														
4/3	San Diego State														
4/6	Colorado State														
4/7	Colorado State														
4/16	New Mexico State														
4/19	Utah State														
4/20	Utah State														
4/21	Utah State														
4/26	Boise State														
4/27	Boise State														
4/28	Boise State														
5/2	Fresno State														
5/3	Fresno State														
5/4	Fresno State														

CAREER STATS

SEASON	GS	APP	CG	W-L	ERA	SHO	SV	IP	H	R	ER	BB	SO	2B	3B	HR	BF	NP-STK	WP	HBP	PO	A	E	FLD%
2024																								
TOTAL																								

HIGHLIGHTS

THE 2024 LOBOS



23 McKenna Guest

FR • P • 5-6 • R/R

Pattonville, Texas (Prairiland HS)

SEASON BESTS

IP (high)
H (low)
R (low)
ER (low)
BB (low)
SO (high)
BF (high)
NP (high)

CAREER BESTS

IP (high)
H (low)
R (low)
ER (low)
BB (low)
SO (high)
BF (high)
NP (high)

PITCHING SUPERLATIVES (MIN. 4.0 IP)

	Season	Career
5+ K		
10+ K		
1 R or Less		
Shutout		

2024 GAME-BY-GAME

DATE	OPPONENT	W-L	ERA	CG	IP	H	R	ER	BB	SO	2B	3B	HR	BF	HBP
2/9	Tennessee St.														
2/9	McNeese														
2/10	Chattanooga														
2/10	Cal														
2/11	Louisiana														
2/14	UTEP														
2/14	UTEP														
2/16	Marist														
2/16	Abilene Christian														
2/17	Abilene Christian														
2/17	Houston Christian														
2/18	Marist														
2/23	Stephen F. Austin														
2/23	North Texas														
2/24	Stephen F. Austin														
2/24	North Texas														
2/25	Minnesota														
2/28	Texas Tech														
3/1	Pacific														
3/1	Montana														
3/2	Toledo														
3/2	Grand Canyon														
3/6	Cleveland State														
3/7	UConn														
3/7	Hawai'i														
3/8	UConn														
3/8	Hawai'i														
3/12	Texas Tech														
3/12	Texas Tech														
3/15	San José State														
3/16	San José State														
3/17	San José State														
3/122	UNLV														
3/23	UNLV														
3/24	UNLV														
3/26	New Mexico State														
3/26	New Mexico State														
3/28	Nevada														
3/29	Nevada														
3/30	Nevada														
4/3	San Diego State														
4/3	San Diego State														
4/6	Colorado State														
4/7	Colorado State														
4/16	New Mexico State														
4/19	Utah State														
4/20	Utah State														
4/21	Utah State														
4/26	Boise State														
4/27	Boise State														
4/28	Boise State														
5/2	Fresno State														
5/3	Fresno State														
5/4	Fresno State														


CAREER STATS

SEASON	GS	APP	CG	W-L	ERA	SHO	SV	IP	H	R	ER	BB	SO	2B	3B	HR	BF	NP-STK	WP	HBP	PO	A	E	FLD%
2024																								
TOTAL																								

HIGHLIGHTS

- Named District 12-3A Newcomer of the Year, All-RRV Pitcher of the Year and the Prairiland and HS Softball MVP in 2021
- TGCA all-state, District 12-3 MVP, Prairiland Co-MVP, All-RRV Co-MVP in 2022
- Involved in robotics in high school, and won the 2021 Prairiland Robotics Award. Her robotics team placed third at the Robotics state qualifier.

THE 2024 LOBOS



24

Diamond Sandoval

SR • OF • 5-3 • R/R
Norwalk, Calif. (St. Paul HS)

SEASON BESTS

Hits
Doubles
Triples
Home Runs
RBI
Runs
Walks
Stolen Bases

CAREER BESTS

Hits 2 Maine, 3-12-22
Doubles 1 2x, last: Utah State, 3-27-22
Triples 1 Maine, 3-12-22
Home Runs
RBI 2 2x, last: Maine, 3-12-22
Runs 1 9x, last: at NMSU, 3-22-22
Walks 1 5x, last: Utah St., 3-27-22
Stolen Bases

STREAKS

Current Career Best

Hitting 2
On-Base 3

MULTI-HIT GAMES

	2	3	4	5+	TOTAL
2021	-	-	-	-	-
2022	1	-	-	-	1
2023					

MULTI-RBI GAMES

	2	3	4	5+	TOTAL
2021	-	-	-	-	-
2022	2	-	-	-	2
2023					

2024 GAME-BY-GAME																		
DATE	OPPONENT	POS	AB	R	H	TB	2B	3B	HR	RBI	BB	HBP	SO	SB-ATT	E			
2/9	Tennessee State																	
2/9	McNeese																	
2/10	Chattanooga																	
2/10	Cal																	
2/11	Louisiana																	
2/14	UTEP																	
2/14	UTEP																	
2/16	Marist																	
2/16	Abilene Christian																	
2/17	Abilene Christian																	
2/17	Houston Christian																	
2/18	Marist																	
2/23	Stephen F. Austin																	
2/23	North Texas																	
2/24	Stephen F. Austin																	
2/24	North Texas																	
2/25	Minnesota																	
2/28	Texas Tech																	
3/1	Pacific																	
3/1	Montana																	
3/2	Toledo																	
3/2	Grand Canyon																	
3/6	Cleveland State																	
3/7	UConn																	
3/7	Hawai'i																	
3/8	UConn																	
3/8	Hawai'i																	
3/12	Texas Tech																	
3/12	Texas Tech																	
3/15	San José State																	
3/16	San José State																	
3/17	San José State																	
3/22	UNLV																	
3/23	UNLV																	
3/24	UNLV																	
3/26	New Mexico State																	
3/26	New Mexico State																	
3/28	Nevada																	
3/29	Nevada																	
3/30	Nevada																	
4/3	San Diego State																	
4/3	San Diego State																	
4/6	Colorado State																	
4/7	Colorado State																	
4/16	New Mexico State																	
4/19	Utah State																	
4/20	Utah State																	
4/21	Utah State																	
4/26	Boise State																	
4/27	Boise State																	
4/28	Boise State																	
5/2	Fresno State																	
5/3	Fresno State																	
5/4	Fresno State																	

CAREER STATS																			
SEASON	GP	GS	AVG.	AB	R	H	2B	3B	HR	RBI	TB	SLG%	BB	SO	HBP	OB%	SF	SH	SB-SA
2021	14	2	.125	16	3	2	0	0	0	1	2	.125	3	5	0	.263	0	0	0-0
2022	20	6	.231	26	4	6	2	1	0	4	10	.385	2	7	0	.286	0	0	0-0
2023	2	0	.000	2	0	0	0	0	0	0	0	.000	0	1	0	.000	0	0	0-0
2024																			
TOTAL	36	8	.182	44	7	8	2	1	0	5	12	.273	5	13	0	.265	0	0	0-0

HIGHLIGHTS									
<ul style="list-style-type: none">Started 6 games all at DP in 2022Pinch hit in 2 games last seasonRecorded first collegiate hit against San José State on May 8, 2021, which resulted in a RBI									

THE 2024 LOBOS



25 Chloe Yeatts

SO • C • 5-9 • R/R

Ardmore, Okla. (Lone Grove HS)

SEASON BESTS

Hits
Doubles
Triples
Home Runs
RBI
Runs
Walks
Stolen Bases

CAREER BESTS

Hits 3 SJSU, 3-25-23
Doubles 2 SJSU, 3-25-23
Triples
Home Runs 1 5x, last: Nevada, 4-20-23
RBI 4 2x, last: Nevada, 4-20-23
Runs 2 Oregon St., 2-11-23
Walks 1 7x, last: CSU, 4-16-23
Stolen Bases 1 NMSU, 2-25-23

STREAKS

	Current	Career Best
Hitting		4
On-Base		5

MULTI-HIT GAMES

	2	3	4	5+	TOTAL
2023	8	1	-	-	9
2024					

MULTI-RBI GAMES

	2	3	4	5+	TOTAL
2023	4	2	2	-	8
2024					

2024 GAME-BY-GAME

DATE	OPPONENT	POS	AB	R	H	TB	2B	3B	HR	RBI	BB	HBP	SO	SB-ATT	E
2/9	Tennessee State														
2/9	McNeese														
2/10	Chattanooga														
2/10	Cal														
2/11	Louisiana														
2/14	UTEP														
2/14	UTEP														
2/16	Marist														
2/16	Abilene Christian														
2/17	Abilene Christian														
2/17	Houston Christian														
2/18	Marist														
2/23	Stephen F. Austin														
2/23	North Texas														
2/24	Stephen F. Austin														
2/24	North Texas														
2/25	Minnesota														
2/28	Texas Tech														
3/1	Pacific														
3/1	Montana														
3/2	Toledo														
3/2	Grand Canyon														
3/6	Cleveland State														
3/7	UConn														
3/7	Hawai'i														
3/8	UConn														
3/8	Hawai'i														
3/12	Texas Tech														
3/12	Texas Tech														
3/15	San José State														
3/16	San José State														
3/17	San José State														
3/22	UNLV														
3/23	UNLV														
3/24	UNLV														
3/26	New Mexico State														
3/26	New Mexico State														
3/28	Nevada														
3/29	Nevada														
3/30	Nevada														
4/3	San Diego State														
4/3	San Diego State														
4/6	Colorado State														
4/7	Colorado State														
4/16	New Mexico State														
4/19	Utah State														
4/20	Utah State														
4/21	Utah State														
4/26	Boise State														
4/27	Boise State														
4/28	Boise State														
5/2	Fresno State														
5/3	Fresno State														
5/4	Fresno State														


CAREER STATS

SEASON	GP	GS	AVG.	AB	R	H	2B	3B	HR	RBI	TB	SLG%	BB	SO	HBP	OB%	SF	SH	SB-SA	PO	A	E	FLD%
2023	48	42	.272	125	15	34	7	0	5	31	56	.448	7	19	1	.311	2	0	1-1	176	10	6	.969
2024																							
TOTAL	48	42	.272	125	15	34	7	0	5	31	56	.448	7	19	1	.311	2	0	1-1	176	10	6	.969

HIGHLIGHTS

- First collegiate hit and RBI came against Nicholls in her first collegiate at-bat
- Signed with UNM on July 22, 2022
- Majoring in secondary education
- High school team won the 2021 Oklahoma 4A state championship in 2021 after finishing runner-up in 2020 and winning regionals in 2019 and 2018
- Named 2021 Oklahoma All-State Catcher, 2021 Conference Offensive Player of the Year and was a nominee for 2021 Gatorade Oklahoma Softball Player of the Year

THE 2024 LOBOS



26

Karly Smith

FR • OF • 5-10 • L/R

Scottsdale, Ariz. (Horizon HS)

SEASON BESTS

Hits
Doubles
Triples
Home Runs
RBI
Runs
Walks
Stolen Bases

CAREER BESTS

Hits
Doubles
Triples
Home Runs
RBI
Runs
Walks
Stolen Bases

STREAKS

Current Career Best

Hitting
On-Base

MULTI-HIT GAMES

2345+TOTAL

2024

MULTI-RBI GAMES

2345+TOTAL

2024

2024 GAME-BY-GAME																
DATE	OPPONENT	POS	AB	R	H	TB	2B	3B	HR	RBI	BB	HBP	SO	SB-ATT	E	
2/9	Tennessee State															
2/9	McNeese															
2/10	Chattanooga															
2/10	Cal															
2/11	Louisiana															
2/14	UTEP															
2/14	UTEP															
2/16	Marist															
2/16	Abilene Christian															
2/17	Abilene Christian															
2/17	Houston Christian															
2/18	Marist															
2/23	Stephen F. Austin															
2/23	North Texas															
2/24	Stephen F. Austin															
2/24	North Texas															
2/25	Minnesota															
2/28	Texas Tech															
3/1	Pacific															
3/1	Montana															
3/2	Toledo															
3/2	Grand Canyon															
3/6	Cleveland State															
3/7	UConn															
3/7	Hawai'i															
3/8	UConn															
3/8	Hawai'i															
3/12	Texas Tech															
3/12	Texas Tech															
3/15	San José State															
3/16	San José State															
3/17	San José State															
3/22	UNLV															
3/23	UNLV															
3/24	UNLV															
3/26	New Mexico State															
3/26	New Mexico State															
3/28	Nevada															
3/29	Nevada															
3/30	Nevada															
4/3	San Diego State															
4/3	San Diego State															
4/6	Colorado State															
4/7	Colorado State															
4/16	New Mexico State															
4/19	Utah State															
4/20	Utah State															
4/21	Utah State															
4/26	Boise State															
4/27	Boise State															
4/28	Boise State															
5/2	Fresno State															
5/3	Fresno State															
5/4	Fresno State															

CAREER STATS																								
SEASON	GS	APP	CG	W-L	ERA	SHO	SV	IP	H	R	ER	BB	SO	2B	3B	HR	BF	NP-STK	WP	HBP	PO	A	E	FLD%
2024																								
TOTAL																								

- HIGHLIGHTS
- Majoring in business administration
 - Also played badminton in high school, where she was named to the first team all-district and all-region in 2022 and earned the 2022 Varsity Badminton Principle Award.
 - Third generation in her family to wear #26

THE 2024 LOBOS



27 Hayden Luderer

FR • UTIL • 5-5 • R/R
Thousand Oaks, Calif. (Louisville HS)

SEASON BESTS

Hits
Doubles
Triples
Home Runs
RBI
Runs
Walks
Stolen Bases

CAREER BESTS

Hits
Doubles
Triples
Home Runs
RBI
Runs
Walks
Stolen Bases

STREAKS

	Current	Career Best
Hitting		
On-Base		

MULTI-HIT GAMES

	2	3	4	5+	TOTAL
2024					

MULTI-RBI GAMES

	2	3	4	5+	TOTAL
2024					

2024 GAME-BY-GAME

DATE	OPPONENT	POS	AB	R	H	TB	2B	3B	HR	RBI	BB	HBP	SO	SB-ATT	E
2/9	Tennessee State														
2/9	McNeese														
2/10	Chattanooga														
2/10	Cal														
2/11	Louisiana														
2/14	UTEP														
2/14	UTEP														
2/16	Marist														
2/16	Abilene Christian														
2/17	Abilene Christian														
2/17	Houston Christian														
2/18	Marist														
2/23	Stephen F. Austin														
2/23	North Texas														
2/24	Stephen F. Austin														
2/24	North Texas														
2/25	Minnesota														
2/28	Texas Tech														
3/1	Pacific														
3/1	Montana														
3/2	Toledo														
3/2	Grand Canyon														
3/6	Cleveland State														
3/7	UConn														
3/7	Hawai'i														
3/8	UConn														
3/8	Hawai'i														
3/12	Texas Tech														
3/12	Texas Tech														
3/15	San José State														
3/16	San José State														
3/17	San José State														
3/22	UNLV														
3/23	UNLV														
3/24	UNLV														
3/26	New Mexico State														
3/26	New Mexico State														
3/28	Nevada														
3/29	Nevada														
3/30	Nevada														
4/3	San Diego State														
4/3	San Diego State														
4/6	Colorado State														
4/7	Colorado State														
4/16	New Mexico State														
4/19	Utah State														
4/20	Utah State														
4/21	Utah State														
4/26	Boise State														
4/27	Boise State														
4/28	Boise State														
5/2	Fresno State														
5/3	Fresno State														
5/4	Fresno State														


CAREER STATS

SEASON	GS	APP	CG	W-L	ERA	SHO	SV	IP	H	R	ER	BB	SO	2B	3B	HR	BF	NP-STK	WP	HBP	PO	A	E	FLD%
2024																								
TOTAL																								

HIGHLIGHTS

- Played both third and in the outfield in high school
- Ranked 68th in the country for the class of 2023 by Extra Innings Softball
- Played for Athletics Wellbaum and Firecrackers Rico
- Undecided on major

THE 2024 LOBOS



28

Emily Brouse

JR • P • 6-0 • R/R

Harlan, Iowa (Odessa College)

SEASON BESTS

IP (high)

H (low)

R (low)

ER (low)

BB (low)

SO (high)

BF (high)

NP (high)

CAREER BESTS (AT UNM)

IP (high)

H (low)

R (low)

ER (low)

BB (low)

SO (high)

BF (high)

NP (high)

PITCHING SUPERLATIVES (MIN. 4.0 IP)

Season

Career

5+ K

10+ K

1 R or Less

Shutout

2024 GAME-BY-GAME																	
DATE	OPPONENT	W-L	ERA	CG	IP	H	R	ER	BB	SO	2B	3B	HR	BF	HBP		
2/9	Tennessee St.																
2/9	McNeese																
2/10	Chattanooga																
2/10	Cal																
2/11	Louisiana																
2/14	UTEP																
2/14	UTEP																
2/16	Marist																
2/16	Abilene Christian																
2/17	Abilene Christian																
2/17	Houston Christian																
2/18	Marist																
2/23	Stephen F. Austin																
2/23	North Texas																
2/24	Stephen F. Austin																
2/24	North Texas																
2/25	Minnesota																
2/28	Texas Tech																
3/1	Pacific																
3/1	Montana																
3/2	Toledo																
3/2	Grand Canyon																
3/6	Cleveland State																
3/7	UConn																
3/7	Hawai'i																
3/8	UConn																
3/8	Hawai'i																
3/12	Texas Tech																
3/12	Texas Tech																
3/15	San José State																
3/16	San José State																
3/17	San José State																
3/122	UNLV																
3/23	UNLV																
3/24	UNLV																
3/26	New Mexico State																
3/26	New Mexico State																
3/28	Nevada																
3/29	Nevada																
3/30	Nevada																
4/3	San Diego State																
4/3	San Diego State																
4/6	Colorado State																
4/7	Colorado State																
4/16	New Mexico State																
4/19	Utah State																
4/20	Utah State																
4/21	Utah State																
4/26	Boise State																
4/27	Boise State																
4/28	Boise State																
5/2	Fresno State																
5/3	Fresno State																
5/4	Fresno State																

CAREER STATS																					
SEASON	GS	APP	CG	W-L	ERA	SHO	SV	IP	H	R	ER	BB	SO	2B	3B	HR	BF	NP-STK	WP	HBP	PO
2024																					
TOTAL																					

HIGHLIGHTS

- Played at Iowa Western CC freshman season and at Odessa College sophomore season
- At Odessa, pitched 110.2 innings, appearing in 29 games with 22 starts and 10 complete games. Totaled 137 strikeouts (an average of 8.67 per game) while allowing 38 runs (30 earned) to finish with an 18-3 record and a 1.90 ERA.
- Struck out 5 or more batters in 15 games with 2 games with 10-plus strikeouts last season
- Threw a no-hitter against Western Texas College, striking out 12, and had her second no-hitter against Frank Phillips College, striking out 6 while also not allowing a walk last year
- Majoring in liberal arts



THE 2024 LOBOS



33 Sydney Carithers

JR • C/INF • 5-6 • R/R
Fort Worth, Texas (Stephen F. Austin)

SEASON BESTS

Hits
Doubles
Triples
Home Runs
RBI
Runs
Walks
Stolen Bases

CAREER BESTS (AT SFA)

Hits	3	Tarleton St., 2-26-22
Doubles	1	10x, last: NMSU, 4-29-23
Triples	1	Missouri St., 2-20-22
Home Runs	1	4x, last: ACU, 4-22-23
RBI	4	Southern Utah, 4-1-23
Runs	2	2x, last: S. Utah, 4-1-23
Walks	2	2x, last: NMSU, 4-28-23
Stolen Bases	1	Prairie View A&M, 3-14-23

STREAKS

	Current	Career Best
Hitting		
On-Base		

MULTI-HIT GAMES

	2	3	4	5+	TOTAL
2022	7	1	-	-	8
2023	6	-	-	-	6
2024					

MULTI-RBI GAMES

	2	3	4	5+	TOTAL
2022	3	-	-	-	3
2023	1	-	1	-	2
2024					

2024 GAME-BY-GAME

DATE	OPPONENT	POS	AB	R	H	TB	2B	3B	HR	RBI	BB	HBP	SO	SB-ATT	E
2/9	Tennessee State														
2/9	McNeese														
2/10	Chattanooga														
2/10	Cal														
2/11	Louisiana														
2/14	UTEP														
2/14	UTEP														
2/16	Marist														
2/16	Abilene Christian														
2/17	Abilene Christian														
2/17	Houston Christian														
2/18	Marist														
2/23	Stephen F. Austin														
2/23	North Texas														
2/24	Stephen F. Austin														
2/24	North Texas														
2/25	Minnesota														
2/28	Texas Tech														
3/1	Pacific														
3/1	Montana														
3/2	Toledo														
3/2	Grand Canyon														
3/6	Cleveland State														
3/7	UConn														
3/7	Hawai'i														
3/8	UConn														
3/8	Hawai'i														
3/12	Texas Tech														
3/12	Texas Tech														
3/15	San José State														
3/16	San José State														
3/17	San José State														
3/22	UNLV														
3/23	UNLV														
3/24	UNLV														
3/26	New Mexico State														
3/26	New Mexico State														
3/28	Nevada														
3/29	Nevada														
3/30	Nevada														
4/3	San Diego State														
4/3	San Diego State														
4/6	Colorado State														
4/7	Colorado State														
4/16	New Mexico State														
4/19	Utah State														
4/20	Utah State														
4/21	Utah State														
4/26	Boise State														
4/27	Boise State														
4/28	Boise State														
5/2	Fresno State														
5/3	Fresno State														
5/4	Fresno State														

CAREER STATS

SEASON	GP	GS	AVG.	AB	R	H	2B	3B	HR	RBI	TB	SLG%	BB	SO	HBP	OB%	SF	SH	SB-SA	PO	A	E	FLD%
2022	54	52	.245	151	11	37	6	1	2	16	51	.338	8	32	1	.286	1	2	0-0	110	49	5	.970
2023	51	50	.212	118	19	25	4	0	2	13	35	.297	10	18	4	.293	1	2	1-2	112	80	10	.950
2024																							
TOTAL	105	102	.230	269	30	62	10	1	4	29	86	.320	18	50	5	.289	2	4	1-2	222	129	15	.959

HIGHLIGHTS

- Played at SFA previous 2 seasons, graduated from Brewer High School in 2021
- Recorded a hit in 19 games with multiple hits in six games and at least one RBI in nine games last season
- Threw out five runners sophomore season
- Posted a hit in 28 games with two five-game hitting streaks, eight multi-hit games and drove in a run in 13 games as a freshman
- Played for Coach Dickson her freshman season
- Majoring in liberal arts

THE 2024 LOBOS



38 Keyannah Chavez

SO • OF • 5-1 • L/L
Leander, Texas (Glen HS)

SEASON BESTS

Hits	
Doubles	
Triples	
Home Runs	
RBI	
Runs	
Walks	
Stolen Bases	

CAREER BESTS

Hits	3	2x, last: SJSU, 3-25-23
Doubles	1	7x, last: Fresno St., 4-2-23
Triples		
Home Runs		
RBI	4	San José State, 3-25-23
Runs	3	Nicholls, 2-9-23
Walks	3	Utah State, 3-17-23
Stolen Bases	2	NMSU, 3-28-23

STREAKS

	Current	Career Best
Hitting	2	6
On-Base	4	16

MULTI-HIT GAMES

	2	3	4	5+	TOTAL
2023	10	2	-	-	12
2024					

MULTI-RBI GAMES

	2	3	4	5+	TOTAL
2023	4	-	1	-	5
2024					

2024 GAME-BY-GAME

DATE	OPPONENT	POS	AB	R	H	TB	2B	3B	HR	RBI	BB	HBP	SO	SB-ATT	E
2/9	Tennessee State														
2/9	McNeese														
2/10	Chattanooga														
2/10	Cal														
2/11	Louisiana														
2/14	UTEP														
2/14	UTEP														
2/16	Marist														
2/16	Abilene Christian														
2/17	Abilene Christian														
2/17	Houston Christian														
2/18	Marist														
2/23	Stephen F. Austin														
2/23	North Texas														
2/24	Stephen F. Austin														
2/24	North Texas														
2/25	Minnesota														
2/28	Texas Tech														
3/1	Pacific														
3/1	Montana														
3/2	Toledo														
3/2	Grand Canyon														
3/6	Cleveland State														
3/7	UConn														
3/7	Hawai'i														
3/8	UConn														
3/8	Hawai'i														
3/12	Texas Tech														
3/12	Texas Tech														
3/15	San José State														
3/16	San José State														
3/17	San José State														
3/22	UNLV														
3/23	UNLV														
3/24	UNLV														
3/26	New Mexico State														
3/26	New Mexico State														
3/28	Nevada														
3/29	Nevada														
3/30	Nevada														
4/3	San Diego State														
4/3	San Diego State														
4/6	Colorado State														
4/7	Colorado State														
4/16	New Mexico State														
4/19	Utah State														
4/20	Utah State														
4/21	Utah State														
4/26	Boise State														
4/27	Boise State														
4/28	Boise State														
5/2	Fresno State														
5/3	Fresno State														
5/4	Fresno State														

CAREER STATS

SEASON	GP	GS	AVG.	AB	R	H	2B	3B	HR	RBI	TB	SLG%	BB	SO	HBP	OB%	SF	SH	SB-SA	PO	A	E	FLD%
2023	50	50	.315	143	36	45	7	0	0	19	52	.364	19	18	4	.410	0	8	8-8	70	4	2	.974
2024																							
TOTAL	50	50	.315	143	36	45	7	0	0	19	52	.364	19	18	4	.410	0	8	8-8	70	4	2	.974

HIGHLIGHTS

- Ended 2023 on a 2-game hitting streak and 6-game on-base streak
- Named MW Freshman of the Week on Feb. 21
- First collegiate hit came against Nicholls in her first collegiate at-bat
- Played all 50 games in left last season
- Criminology major
- Mother (Cassandra) and cousin (Anthony Chavez) graduated from UNM. Mother played at UNM from 2001-06 and was a middle infielder
- Played for the Texas Bombers- Gold

THE 2024 LOBOS



44 Lauren Garcia

RS-SO • INF • 5-11 • R/R
El Paso, Texas (Montwood HS)

SEASON BESTS

Hits
Doubles
Triples
Home Runs
RBI
Runs
Walks
Stolen Bases

CAREER BESTS

Hits	3	2x, last: UTEP, 3-1-23
Doubles	1	6x, last: SJSU, 3-26-23
Triples		
Home Runs	1	3x, last: UNLV, 5-5-23
RBI	4	Buffalo, 2-17-23
Runs	1	9x, last: UNLV, 5-6-23
Walks	3	UNLV, 5-6-23
Stolen Bases		

STREAKS

	Current	Career Best
Hitting		5
On-Base	2	8

MULTI-HIT GAMES

	2	3	4	5+	TOTAL
2023	7	2	-	-	9
2024					

MULTI-RBI GAMES

	2	3	4	5+	TOTAL
2023	6	2	1	-	9
2024					

2024 GAME-BY-GAME

DATE	OPPONENT	POS	AB	R	H	TB	2B	3B	HR	RBI	BB	HBP	SO	SB-ATT	E
2/9	Tennessee State														
2/9	McNeese														
2/10	Chattanooga														
2/10	Cal														
2/11	Louisiana														
2/14	UTEP														
2/14	UTEP														
2/16	Marist														
2/16	Abilene Christian														
2/17	Abilene Christian														
2/17	Houston Christian														
2/18	Marist														
2/23	Stephen F. Austin														
2/23	North Texas														
2/24	Stephen F. Austin														
2/24	North Texas														
2/25	Minnesota														
2/28	Texas Tech														
3/1	Pacific														
3/1	Montana														
3/2	Toledo														
3/2	Grand Canyon														
3/6	Cleveland State														
3/7	UConn														
3/7	Hawai'i														
3/8	UConn														
3/8	Hawai'i														
3/12	Texas Tech														
3/12	Texas Tech														
3/15	San José State														
3/16	San José State														
3/17	San José State														
3/22	UNLV														
3/23	UNLV														
3/24	UNLV														
3/26	New Mexico State														
3/26	New Mexico State														
3/28	Nevada														
3/29	Nevada														
3/30	Nevada														
4/3	San Diego State														
4/3	San Diego State														
4/6	Colorado State														
4/7	Colorado State														
4/16	New Mexico State														
4/19	Utah State														
4/20	Utah State														
4/21	Utah State														
4/26	Boise State														
4/27	Boise State														
4/28	Boise State														
5/2	Fresno State														
5/3	Fresno State														
5/4	Fresno State														


CAREER STATS

SEASON	GP	GS	AVG.	AB	R	H	2B	3B	HR	RBI	TB	SLG%	BB	SO	HBP	OB%	SF	SH	SB-SA	PO	A	E	FLD%
2023	44	34	.282	110	9	31	6	0	3	27	46	.418	12	13	3	.362	2	0	0-0	19	0	0	1.000
2024																							
TOTAL	44	34	.282	110	9	31	6	0	3	27	46	.418	12	13	3	.362	2	0	0-0	19	0	0	1.000

HIGHLIGHTS

- Missed 2022 season due to injury
- Biology major
- Played in 44 games, starting in 34 last season. Started 30 games as DP, 4 games at first
- Led the team with 9 multi-RBI games last season
- Named El Paso County Softball Player of the Year her senior year and Max Preps All-American Second Team in 2021

THE 2024 LOBOS



55

Amanda Croteau

FR • INF • 5-3 • R/R
Katy, Texas (Cinco Ranch HS)

SEASON BESTS

Hits
Doubles
Triples
Home Runs
RBI
Runs
Walks
Stolen Bases

CAREER BESTS

Hits
Doubles
Triples
Home Runs
RBI
Runs
Walks
Stolen Bases

STREAKS

Current Career Best
Hitting
On-Base

MULTI-HIT GAMES

	2	3	4	5+	TOTAL
2024					

MULTI-RBI GAMES

	2	3	4	5+	TOTAL
2024					

2024 GAME-BY-GAME																
DATE	OPPONENT	POS	AB	R	H	TB	2B	3B	HR	RBI	BB	HBP	SO	SB-ATT	E	
2/9	Tennessee State															
2/9	McNeese															
2/10	Chattanooga															
2/10	Cal															
2/11	Louisiana															
2/14	UTEP															
2/14	UTEP															
2/16	Marist															
2/16	Abilene Christian															
2/17	Abilene Christian															
2/17	Houston Christian															
2/18	Marist															
2/23	Stephen F. Austin															
2/23	North Texas															
2/24	Stephen F. Austin															
2/24	North Texas															
2/25	Minnesota															
2/28	Texas Tech															
3/1	Pacific															
3/1	Montana															
3/2	Toledo															
3/2	Grand Canyon															
3/6	Cleveland State															
3/7	UConn															
3/7	Hawai'i															
3/8	UConn															
3/8	Hawai'i															
3/12	Texas Tech															
3/12	Texas Tech															
3/15	San José State															
3/16	San José State															
3/17	San José State															
3/22	UNLV															
3/23	UNLV															
3/24	UNLV															
3/26	New Mexico State															
3/26	New Mexico State															
3/28	Nevada															
3/29	Nevada															
3/30	Nevada															
4/3	San Diego State															
4/3	San Diego State															
4/6	Colorado State															
4/7	Colorado State															
4/16	New Mexico State															
4/19	Utah State															
4/20	Utah State															
4/21	Utah State															
4/26	Boise State															
4/27	Boise State															
4/28	Boise State															
5/2	Fresno State															
5/3	Fresno State															
5/4	Fresno State															

CAREER STATS																								
SEASON	GS	APP	CG	W-L	ERA	SHO	SV	IP	H	R	ER	BB	SO	2B	3B	HR	BF	NP-STK	WP	HBP	PO	A	E	FLD%
2024																								
TOTAL																								

- HIGHLIGHTS
- Majoring in elementary education and wants to be a first grade teacher
 - Played for Texas Blaze Gold KTX Voss
 - Named the District 19-6A Offensive Most Valuable Player in 2022