



NEW MEXICO LOBOS

2023-24 MEN'S BASKETBALL

X @UNMLoboMBB | #GoLobos | GoLobos.com

SCHEDULE/RESULTS

OCTOBER

26 CSU PUEBLO (ex) W, 83-65

NOVEMBER

1 NM HIGHLANDS (ex) W, 86-73

6 TEXAS SOUTHERN W, 92-55

9 at #23 Saint Mary's L, 58-72

16 UT ARLINGTON W, 82-80

21 vs. Toledo ^ W, 92-84

22 vs. Rice ^ W, 90-56

24 vs. Pepperdine ^ W, 90-71

29 LOUISIANA TECH W, 74-65

DECEMBER

2 NEW MEXICO STATE W, 106-62

6 UC SANTA BARBARA W, 84-61

9 vs. Santa Clara & W, 93-76

15 at New Mexico State W, 73-72

20 UC IRVINE W, 78-65

29 EASTERN NEW MEXICO W, 87-54

JANUARY

2 at #13 Colorado State * L, 68-76

6 WYOMING * W, 77-60

9 at UNLV * L, 73-83

13 #19 SAN DIEGO STATE * W, 88-70

16 #16 UTAH STATE * W, 99-86

20 at Air Force * W, 85-66

24 [25] at San Jose State * W, 95-75

28 [25] NEVADA * W, 89-55

31 [19] BOISE STATE * L, 78-86

FEBRUARY

6 [25] at Wyoming * W, 91-73

10 [25] UNLV * L, 77-80

13 at Nevada * W, 83-82

16 at San Diego State * L, 70-81

21 #22 COLORADO STATE * W, 68-66

24 AIR FORCE * L, 77-78

MARCH

2 at Boise State * L, 79-89

6 FRESNO STATE * W, 79-58

9 at #22 Utah State * L, 85-87

13 vs. Air Force % W, 82-56

14 vs. Boise State % W, 76-66

15 vs. Colorado State % CBSN 10:00

16 vs. TBA % (if advance) CBS 4:00

All Times MT and subject to change | * Mountain West Game
^ Ball Dawgs Classic (Henderson, Nev.)
& Jack Jones Classic (Henderson, Nev.)
% Mountain West Tournament (Las Vegas, Nev.)

COMMUNICATIONS

Steve Kirkland - Men's Basketball Contact

(434) 825-5241 cell

kirkland@unm.edu email

X @skirkland14

GAME #34 | MARCH 15 | THOMAS & MACK CENTER | LAS VEGAS, NV

NEW MEXICO LOBOS VS. COLORADO STATE RAMS

24-9 (10-8 MW) 24-9 (10-8 MW)

Head Coach: Richard Pitino (Providence '05)
Overall Record: 218-177 (12th)
UNM Record: 59-40 (3rd)
vs. CSU: 2-4 (2-4 UNM)



Head Coach: Niko Medved (Minnesota '97)
Overall Record: 195-160 (11th)
CSU Record: 116-73 (6th)
vs. UNM: 7-3 (7-3 CSU)

NET: 23

KenPom: 27

NET: 31

KenPom: 33

CBS SPORTS NETWORK

Play-by-Play: Andrew Catalan
Analyst: Steve Lappas
Sideline: Evan Washburn

96.3 NEWS RADIO KKB

Play-by-Play: Robert Portnoy
Analyst: Hunter Greene

THE OPENING TIP

- ▶ The Lobos and Rams meet in the MW semifinals, with the winner becoming the first team in conference history to reach the final by winning three games
- ▶ With a victory, UNM will win 25 games for the first time since 2013-14 (27 wins)
- ▶ New Mexico enters the day with three double-digit wins this season over NET Top 30 teams, only UConn (5), Arizona (4), Houston (4), San Diego State (4) and Texas Tech (4) have more nationally
- ▶ The Lobos are 6-2 in MW Tournament semifinals and have won four straight
- ▶ UNM held Boise State to 29.4% shooting from the floor, the lowest by a Lobo opponent ever in the Mountain West Tournament

SERIES HISTORY

Overall: 79-52
Neutral: 2-1 (2-0 Thomas & Mack)
Streak: W1

LAST 5 SERIES GAMES

2/21/24	H	W, 68-66
1/2/24	A	L, 68-76
3/3/23	A	L, 84-92
12/28/22	H	W, 88-69
2/17/22	H	L, 68-83

POSSIBLE STARTERS



2 DONOVAN DENT
G | 6-2 / 175 | So. | Riverside, Calif.

15.0 ppg | 2.6 rpg | 5.6 apg | 32.0 mpg | 1.6 spg

- ▶ 2nd Team All-Mountain West
- ▶ Three game-winning layups this season (UT Arlington, at NM State, Colorado St.)
- ▶ 3 double-doubles (Rice/NMSU/USU)



5 JAMAL MASHBURN, JR.
G | 6-2 / 195 | Sr.* | Miami Fla.

14.5 ppg | 2.1 rpg | 1.6 apg | 29.4 mpg | 85 FT%

- ▶ 10th all-time leading scorer at UNM
- ▶ Led the MW in scoring last season at 19.1 ppg and 21.0 ppg in league play
- ▶ 33 career 20-point games



10 JAELEN HOUSE
G | 6-0 / 175 | Grad. | Phoenix, Ariz.

15.5 ppg | 3.5 rpg | 3.4 apg | 28.9 mpg | 2.3 spg

- ▶ 3rd Team All-Mountain West
- ▶ NCAA active leader in career steals
- ▶ Season-high 29 points in quarterfinal vs. Boise State



15 JT TOPPIN
F | 6-9 / 220 | Fr. | Dallas, Texas

12.4 ppg | 9.0 rpg | 1.9 bpg | 26.1 mpg | 63 FG%

- ▶ Mountain West Freshman of the Year
- ▶ New Mexico freshman record 11 double-doubles
- ▶ Leads MW in FG%, Rebs & Blocks



23 NELLY JUNIOR JOSEPH
C | 6-10 / 240 | Sr.* | Benin City, Nigeria

8.9 ppg | 8.0 rpg | 1.3 bpg | 26.0 mpg | 56% FG

- ▶ Back-to-back games with 5 blocks vs. San Diego State and Utah State
- ▶ Only Lobo to start every game this year
- ▶ 42 career doubles

KEY RESERVES

No.	Pos.	Name	Yr.	Ht. / Wt.	PPG	RPG	Of Note
3	G	Tru Washington	Fr.	6-4 / 200	7.1	3.3	MW-high 14 pts vs. AF in MWT on birthday
22	F	Mustapha Amzil	Sr.*	6-9 / 225	6.9	3.6	Mountain West Sixth Man of the Year
0	G	Jemari Baker, Jr.	Grad.	6-5 / 205	4.6	1.4	Three double-figure games this season
1	G	Braden Appelhans	R-Fr.	6-7 / 195	2.7	0.6	More pts in opener (11) than all last yr (10)
11	G	Quinton Webb	R-Fr.	6-6 / 205	2.1	1.5	Career-high 7 points vs. Rice & NMSU
12	F	Isaac Mushila	Grad.	6-5 / 210	1.8	2.8	1st Team All-Southland at TAMU-CC
21	C	Sebastian Forsling	Jr.	7-0 / 240	1.1	1.0	Career-high eight pts vs. Texas Southern

* has a super senior year available due to COVID

RICHARD PITINO



3rd Season at New Mexico

COACHING RECORD

Year	School	Overall	Conf.
2013	FIU	18-14	11-9
2014	Minnesota	25-13	8-10
2015	Minnesota	18-15	6-12
2016	Minnesota	8-23	2-16
2017	Minnesota	24-10	11-7
2018	Minnesota	15-17	4-14
2019	Minnesota	22-14	9-11
2020	Minnesota	15-16	8-12
2021	Minnesota	14-15	6-14
2022	New Mexico	13-19	5-12
2023	New Mexico	22-12	8-10
2024	New Mexico	24-9	10-8
TOTALS		218-177	88-135

NOTABLE

- 2024 Naismith Coach of the Year Watch List
- Took UNM to the NIT in his second season, the Lobos' first postseason appearance in nine years
- Led Minnesota to the 2014 NIT Championship and two NCAA Tournament appearances
- 2017 Big Ten Coach of the Year
- 2017 NABC District 7 Coach of the Year
- 18 wins over ranked teams in eight seasons at Minnesota
- Led FIU to 10-win improvement and first winning seasons in 12 years in 2012-13 in first season as a head coach
- Five NCAA appearances in seven years as an assistant coach
- While on his father's staff at Louisville, the Cardinals reached the 2012 Final Four, the Elite Eight in 2008 and 2009 and won two Big East Championships
- While on Billy Donovan's staff at Florida, the Gators reached the Elite Eight in 2011 and won one SEC Regular Season Title

PITINO vs. 2023-24 OPPONENTS

Air Force	5-2	(5-2 UNM)
Boise State	2-4	(2-4 UNM)
Colorado St	2-4	(2-4 UNM)
Eastern NM	1-0	(1-0 UNM)
Fresno St	2-3	(2-3 UNM)
Louisiana Tech	1-0	(1-0 UNM)
Nevada	2-4	(2-4 UNM)
New Mexico State	3-1	(3-1 UNM)
Pepperdine	1-0	(1-0 UNM)
Rice	1-0	(1-0 UNM)
Saint Mary's	2-1	(1-0 Minnesota/1-1 UNM)
San Diego St	2-3	(2-3 UNM)
San Jose St	4-1	(4-1 UNM)
Santa Clara	2-0	(1-0 Minnesota/1-0 UNM)
Texas Southern	2-0	(1-0 FIU/1-0 UNM)
Toledo	1-0	(1-0 UNM)
UC Irvine	1-0	(1-0 UNM)
UC Santa Barbara	1-0	(1-0 UNM)
UNLV	1-4	(1-4 UNM)
UT Arlington	2-0	(1-0 UNM/1-0 Minnesota)
Utah State	1-5	(1-5 UNM)
Wyoming	5-2	(5-2 UNM)

TOURNAMENT HIGHLIGHTS

- The Lobos have reached the semifinals of the Mountain West Tournament for the first time since 2018, when they lost in the final
- The 82-56 first round win over Air Force marked UNM's largest margin of victory in the Mountain West Tournament and the largest in a conference tournament since a 107-70 win over San Jose State in the first round of the 1997 WAC Tournament
- The win over Boise State was UNM's first in the tournament as a lower seed since the 2014 final (No. 2 UNM def. No. 1 SDSU)
- Boise State's 29.4 FG% in the quarterfinal was the lowest by a UNM opponent in the Mountain West Tournament
- The Lobos' seven blocks vs. Boise State were their most ever in a conference tournament game
- Donovan Dent set the UNM record for highest FG% in a MW Tournament game (min. 5FG) with his 8-9 shooting performance against Boise State

TOURNAMENT HISTORY

- The Lobos are looking for their fifth Mountain West Tournament title (2005, 2012, 2013, 2014)
- UNM is 23-20 all-time in the Mountain West Tournament (22 wins are third most conference history behind San Diego State [43] and UNLV [29])

CHALLENGING SCHEDULE

- The Lobos have played a challenging schedule this season, with the lowest NET team on the schedule being New Mexico State at No. 290
- UNM is one of 20 schools nationally this season to not play a single 300+ NET opponent
- New Mexico has three regular season wins over teams that are No. 1 seeds in their conference tournament (Toledo, UC Irvine, Utah State), only three schools have more (Purdue, Washington State, UMass)

"STOCK" REPORT

- The Lobos are leading the Mountain West in both blocks and steals per game and are looking to become the fifth team in conference history to lead the league in both categories in a season (UNLV in 2000-01, 2011-12, and 2012-13; San Diego State in 2021-22)
- New Mexico is one of two schools nationally leading its conference in both blocks and steals per game (Long Beach State - Big West)
- UNM is one of three schools nationally to rank in the top 25 in both blocks and steals (UCF, Sacred Heart)
- Against Utah State (Jan. 16), the Lobos had 12 steals and 10 blocks, their first game with double-figure steals and blocks since 2011-12 (vs. North Dakota) and the first time it happened in a Mountain West conference game since 2012-13 (UNLV vs. San Diego State)

GETTING DEFENSIVE

- New Mexico enters the game ranked in the top 30 of KenPom defense efficiency at 97.7, its best rating since 2012-13 when it finished the year at 90.9
- UNM ranks nationally 17th in steals per game at 8.9, 22nd in blocks per game at 4.9 and 38th in turnovers forced per game at 14.3
- The Lobos have 12 double-digit steal games this season (33 games), tying the school record for a season and more than they had in the first two seasons of the Pitino era combined (6 in 66 games)
- The Lobos recorded at least 10 steals in four straight games (12/2-12/15), the longest streak of consecutive double-digit steal games since the first four games of the 1981-82 season
- New Mexico forced at least 20 turnovers vs. Santa Clara and at NM State, the first consecutive games of 20-plus opponent turnovers since the first two games of the 2017-18 season (Northern NM, Omaha)
- Six opponents this season have had their season-high in turnovers come against UNM (New Mexico State, UC Santa Barbara, Santa Clara, Wyoming, San Jose State, San Diego State)

UNM MOST DOUBLE-DIGIT STEAL GAMES	
12	2023-24
12	2019-20
12	2004-05
11	1977-78
8	1991-92

MEDIA SCHEDULE

MAR. 15 Friday	MAR. 16 Saturday	MAR. 17 Sunday	MAR. 18 Monday	MAR. 19 Tuesday	MAR. 20 Wednesday	MAR. 21 Thursday
MW Tournament	MW Tournament					

RANKINGS

ASSOCIATED PRESS (3/11)

1	Houston (52)	28-3	1540
2	UConn (6)	28-3	1471
3	Purdue (4)	28-3	1453
4	North Carolina	25-6	1361
5	Tennessee	24-7	1291
6	Arizona	24-7	1125
7	Iowa State	24-7	1120
8	Creighton	23-8	1094
9	Kentucky	23-8	1018
10	Marquette	23-8	1011
11	Duke	24-7	976
12	Auburn	24-7	914
13	Illinois	23-8	802
14	Baylor	22-9	786
15	South Carolina	25-6	567
16	Kansas	22-9	558
17	Gonzaga	24-6	511
18	Utah State	26-5	486
19	Alabama	21-10	432
20	BYU	22-9	381
21	Saint Mary's	24-7	306
22	Washington State	23-8	239
23	Nevada	26-6	223
24	Dayton	24-6	155
25	Texas Tech	22-9	149

Others receiving votes: **Boise State 46**, South Florida 27, **San Diego State 21**, Drake 16, James Madison 14, Texas 14, Florida Atlantic 11, Florida 8, Princeton 7, Nebraska 6, **NEW MEXICO 4**, McNeese 2, Colorado 2, Indiana State 1, Wake Forest 1, **Colorado State 1**

COACHES (3/11)

1	Houston (29)	28-3	772
2	UConn	28-3	732
3	Purdue (2)	28-3	728
4	North Carolina	25-6	671
5	Tennessee	24-7	653
6	Creighton	23-8	569
7	Arizona	24-7	566
8	Iowa State	24-7	546
9	Kentucky	23-8	513
10	Marquette	23-8	487
11	Duke	24-7	481
12	Auburn	24-7	423
13	Baylor	22-9	387
14	Illinois	23-8	385
15	Gonzaga	24-6	274
16	South Carolina	25-6	273
17	Kansas	22-9	256
18	Utah State	26-5	249
19	Alabama	21-10	217
20	Saint Mary's	24-7	193
21	BYU	22-9	166
22	Nevada	26-6	109
23	Texas Tech	22-9	104
24	Dayton	24-6	103
25	Washington State	23-8	82

Others receiving votes: **Boise State 30**, James Madison 19, **San Diego State 19**, Florida 17, Drake 15, South Florida 11, Nebraska 7, Florida Atlantic 6, Oklahoma 6, Colorado 3, Indiana State 1, Princeton 1, Northwestern 1

2023-24 Opponents in Bold

RARE AIR FOR DENT

- Donovan Dent (15.0 ppg/5.6 apg) is one of five players nationally averaging at least 15.0 points and 5.5 assists per game (Isaiah Stevens of Colorado State, Xavier Johnson of Southern Illinois, Terrell Burden of Kennesaw State, Vonterius Woolbright of Western Carolina), and the only one who isn't a fifth-year player
- Only two Lobos have ever finished a season averaging 15.0 points and 5.5 assists per game (Kelvin Scarborough [18.9 ppg/6.1 apg] in 1986-87 and Phil Smith [15.9 ppg/6.1 apg] in 1981-82)
- Dent is the one of two players in the nation this season with a 30-point game (31 vs. Boise State) and a 14-assist game (14 vs. Utah State) against Division I opponents (Tyler Kolek - Marquette)

DENT DISHING IT OUT

- Donovan Dent is one of three players in the nation with multiple games this season with 10 or more assists and no turnovers (Sahvir Wheeler-Washington, Ryan Nembhard-Gonzaga)
- His two games of 10 assists/0 turnovers are tied for the most in a career by a Lobo (Marlon Parmer & Darrell McGee)
- He had 11 assists (and no turnovers) against Rice in the Ball Dawgs Classic on Nov. 22, the second-most assists in a zero turnover game in UNM history (T-most against a Division I opponent)
- He had 10 assists (and no turnovers) in the win over New Mexico State at The Pit on Dec. 2
- Against Utah State on Jan. 16, Dent had a career-high 14 assists (one turnover)

UNM CAREER GAMES WITH 10 ASSISTS/0 TURNOVERS

2	Donovan Dent (2023-pres./66 games)
2	Marlon Parmer (2000-02/82 games)
2	Darrell McGee (1987-90/137 games)
1	Six tied

YOU AREN'T ROBBING THE HOUSE. THE HOUSE IS ROBBING YOU

- Jaelen House was the only non-Power 6 player among the 15 players named to the Naismith Defensive Player of the Year Watch List
- House was named Mountain West Defensive Player of the Year by the media and earned MW All-Defensive Team recognition for the second straight year
- He leads the Mountain West with 65 steals this season and is on pace to be the first player to lead the MW in steals in three straight seasons
- He is the NCAA career active leader with 291 career steals
- House finished conference play second in Mountain West history for career steals in conference games (two steals behind the record of 121 by BYU's Jackson Emery), and is the only player in the top five in MW history to not play four years in the conference
- He enters tonight's game 2nd on UNM's career steals list with 219, and enters tonight's game 16 steals behind Kelvin Scarborough (235 steals, 1984-87) for the UNM career record

ACTIVE NCAA STEAL LEADERS

291	Jaelen House (New Mexico)
271	Ace Baldwin (Penn State)
268	Jameer Nelson, Jr. (TCU)
260	Posh Alexander (Butler)
242	Eric Gaines (IAB)

CAREER STEALS IN MW GAMES

121	Jackson Emery (BYU '05, '09-11)
119	Jaelen House (New Mexico '22-24)
118	Richie Williams (San Diego St. '06-09)
115	Marvelle Harris (Fresno State '13-16)
108	Wink Adams (UNLV '06-09)

TOPPIN'S HISTORIC DOUBLE-DOUBLES

- JT Toppin is making history with his double-doubles as a freshman, already posting 11, a UNM freshman record
- He finished with seven double-doubles in Mountain West play, tied for second most by a freshman in conference history
- Toppin became the first Lobo freshman to post consecutive double-doubles with his performances against UT Arlington (15p/10r) and Toledo (27p/11r) and became the first to do so against conference foes at Air Force (25p/13r) and San Jose State (14p/10r)
- His double-doubles at No. 13 Colorado State and vs. No. 19 San Diego State make him the one of two freshman in the nation with two double-doubles against ranked opponents this season (Owen Freeman - Iowa)
- Toppin owns two of the three freshman double-doubles against ranked opponents in UNM history (Kenny Thomas had 30pt/17reb vs. No. 10 Utah in the 1996 WAC Tournament final)
- His 11 double-doubles are the most this season among freshmen nationally

MOST UNM FRESHMAN DOUBLE-DOUBLES

11	JT Toppin (2023-24)
7	Kenny Thomas (1995-96)
2	Three players

MOST FRESHMAN DOUBLE-DOUBLES in MW PLAY

10	Kahwi Leonard (2009-10, SDSU)
7	JT Toppin (2023-24, UNM)
7	Brandon McCoy (2017-18, UNLV)
7	Stephen Zimmerman (2015-16, UNLV)
6	Jalen McDaniels (2017-18, SDSU)
6	Andrew Bogut (2003-04, Utah)

QUICK FACTS

THE UNIVERSITY OF NEW MEXICO

Location	Albuquerque, N.M.
Founded	1889 by Territorial Legislature
Enrollment	21,982
Nickname	Lobos
Colors	Cherry (PMS 200) & Silver (PMS 428)
Conference	Mountain West
National Affiliation	NCAA Division I

President	Dr. Garnett S. Stokes
Director of Athletics	Eddie Nuñez
Deputy A.D.	Dave Williams
Facility	The Pit
Capacity	15,411
Age	Built in 1966 (Renovated in 2009-10)

DOUBLE TIME

DOUBLE-DOUBLES

	2023-24	CAREER	STREAK
JT Toppin	11	11	-
Nelly Junior Joseph	8	42	-
Donovan Dent	3	3	-
Tru Washington	1	1	-
Isaac Mushila	-	27	-
Jaelen House	-	2	-
Mustapha Amzil	-	2	-

DOUBLE FIGURE POINTS

	2023-24	CAREER	STREAK
Donovan Dent	26	32	1
Jamal Mashburn, Jr.	22	99%	-
Jaelen House	22	81%	4
JT Toppin	21	21	-
Nelly Junior Joseph	16	84%	-
Mustapha Amzil	13	49%	-
Tru Washington	9	9	-
Jemarl Baker, Jr.	3	31%	-
Braden Appelhans	2	2	-
Isaac Mushila	1	28%	-

DOUBLE FIGURE REBOUNDS

	2023-24	CAREER	STREAK
JT Toppin	15	15	2
Nelly Junior Joseph	11	48	-
Tru Washington	1	1	-
Isaac Mushila	-	31	-
Mustapha Amzil	-	3	-
Sebastian Forsling	-	1	-

BIG TIME GAMES

20-POINT GAMES

	2023-24	CAREER	STREAK
Jaelen House	8	28%	1
Donovan Dent	8	8	1
JT Toppin	3	3	-
Jamal Mashburn, Jr.	2	33	-
Nelly Junior Joseph	1	9	-
Tru Washington	1	1	-
Isaac Mushila	-	16	-
Jemarl Baker, Jr.	-	7	-
Mustapha Amzil	-	2	-

30-POINT GAMES (40 Point Games)

	2023-24	CAREER	STREAK
Donovan Dent	1	1	-
Jaelen House	-	4 (1)	-
Jamal Mashburn, Jr.	-	2	-
Jemarl Baker, Jr.	-	2 (1)	-

10-ASSIST GAMES

	2023-24	CAREER	STREAK
Donovan Dent	3	3	-
Jaelen House	-	2	-

% Career totals include games at previous schools (NCAA Division I)

COUNT IT, AND ONE!

AND ONES...

	2023-24	CAREER*
JT Toppin	12	12
Donovan Dent	8	12
Jaelen House	6 (1)	30 (1)
Jamal Mashburn, Jr.	6 (2)	29 (2)
Tru Washington	6	6
Jemarl Baker, Jr.	3 (1)	3 (1)
Nelly Junior Joseph	2	2
Sebastian Forsling	1	2
Mustapha Amzil	1	1

* made FG while fouled, followed by a made FT | ^ UNM career only | (#) - 4pt plays

PER-FORMING AT A HIGH RATE

- JT Toppin is having one of the most efficient freshman seasons in Mountain West history
- Since 2009-10, Toppin's PER (player efficiency rating) of 27.6 this season is second highest among Mountain West freshmen, trailing only UNLV's Anthony Bennett, the No. 1 overall pick of the 2013 NBA Draft
- Toppin's 27.6 rating is second among all Mountain West players this season, trailing only San Diego State's Jaedon LeDee (29.4)

TOPPIN SHINES ON THE BIG STAGE

- Against No. 19 San Diego State on Jan. 13, in a game televised on CBS, JT Toppin had 17 points and set career highs of 16 rebounds (nine offensive) and five blocks
- It was the first 17pt/16reb/5blk game by a freshman nationally since 2022, when Gonzaga's Chet Holmgren accomplished the feat vs. BYU
- Toppin was the first freshman nationally to post 17/16/5 against a ranked opponent since 2020, when Washington's Isaiah Stewart posted those numbers against Oregon
- He was the first MW player of any class to post 17/16/5 since 2015 (Christian Wood, UNLV vs. Fresno St)

FRESHMAN OF THE WEEK (AGAIN!!)

- JT Toppin (nine times) and Tru Washington (once) have given UNM the Mountain West Freshman of the Week honor 10 times this season
- Toppin's nine awards ties the conference record for awards in a season set by Boise State's Tyson Degenhart in 2021-22

MASH CRACKS THE TOP 10

- Jamal Mashburn, Jr. has moved into the top 10 in career scoring at UNM with 1,595 points
- He is five points away from becoming just the fourth Lobo to score 1,600 points over three consecutive seasons (Ruben Douglas, Charles Smith, Luc Longley)

HOUSE IN A LEAGUE OF HIS OWN

- Jaelen House had 21 points, six assists and six steals in the win over Nevada on Jan. 28, the only time since 2010-11 that a player posted a 20 point/6 assist/6 steal statline in a Mountain West game
- Over the past 14 seasons, the only time a Mountain West player accomplished that feat in a non-conference game was House, who had 23 points, 7 assists and 6 steals in the 2022-23 opener vs. Southern Utah

COMING ON IN MOUNTAIN WEST PLAY

- Mustapha Amzil raised his game since Mountain West play began, averaging 9.0 points and 4.4 rebounds per game in conference games
- Amzil doubled his averages from the non-conference during MW play
- He had four consecutive double-figure games off the bench (Jan. 9-Jan. 20), matching the longest streak of conference games with double-figure scoring off the bench in UNM history (Alfred Neale in 2003-04; Canonchet Neves in 1992-93 and Willie Banks in 1988-89)

AMZIL THE STAR SIXTH MAN

- Mustapha Amzil earned Co-Mountain West Sixth Man of the Year honors from both the coaches and the media
- He had 11 double figure games off the bench in conference play, five more than any other player and more than any team has combined (San Diego State had 10 total by six different players)
- Amzil's 162 points off the bench in Mountain West play are most in the conference among players who have not started a conference game this season and are the most by a Lobo in Mountain West games without a start (breaking the previous record of 138 by Jamaal Smith in 2008-09)

EXPERIENCED BAKER

- At age 25, Jemarl Baker, Jr. is the second-oldest player in Division I basketball this season (trails only BYU's Spencer Johnson)
- Now in his seventh season of collegiate basketball (first year with the Lobos after two years each at Kentucky, Arizona and Fresno State), the Provident Credit Union Events Center at San Jose State was the 49th different arena that Baker has played a game in during his career
- Baker has played in 50 different arenas during his career (50th game at San Diego State on Feb. 16)

PER - MW FRESHMEN (since 2009-10)

28.3	Anthony Bennett	(UNLV '12-13)
27.6	JT Toppin	(New Mexico '23-24)
26.6	David Collette	(Utah State '14-15)
25.2	Brandon McCoy	(UNLV '17-18)
24.2	Derrick Jones	(UNLV '15-16)
23.9	Neemias Queta	(Utah State '18-19)
23.6	Orlando Robinson	(Fresno St '19-20)
23.5	Jalen McDaniels	(San Diego St '17-18)
23.2	Kawhi Leonard	(San Diego St '09-10)

MOST MW FRESHMAN OF THE WEEK AWARDS

9	JT Toppin	(New Mexico, 2023-24)
9	Tyson Degenhart	(Boise St, 2021-22)
6	Darrion Williams	(Nevada, 2022-23)
6	Rytis Petraitis	(Air Force, 2022-23)

AMZIL BREAKDOWN

	MW	Non-Con
Points	9.0	4.2
FG%	.469	.293
3FG%	.390	.111
Reb	4.4	2.0

MW DOUBLE FIGURE GAMES OFF THE BENCH (conf. games)

Mustapha Amzil (UNM)	11
Cam Manyawu (Wyoming)	6
Donovan Yap (Fresno St)	5
Four players	4

OLDEST PLAYERS IN DIVISION I

Spencer Johnson (BYU)	Sept. 3, 1997
Jemarl Baker Jr. (UNM)	June 12, 1998
Jalen Jordan (MTSU)	June 19, 1998
Trevin Knell (BYU)	Sept. 26, 1998
Michael Hueitt, Jr. (Pitt)	Oct. 2, 1998



2023-24 LOBO BASKETBALL

MW & NCAA LEADERS

TEAM - MOUNTAIN WEST LEADERS

	Value	NCAA Rank	MW Rank
Bench Points/Game	19.3	172nd	1st
Blocks/Game	4.9	22nd	1st
Fastbreak Points/Game	15.12	9th	1st
Rebounds/Game	39.58	24th	1st
Off. Reb/Game	12.67	33rd	1st
Def. Reb/Game	26.91	56th	1st
Scoring Margin	+11.3	22nd	1st
Scoring Offense	82.4	18th	1st
Steals/Game	8.9	17th	1st
Turnover Margin	+4.1	8th	1st
TOs Forced/Game	14.3	38th	1st

TEAM - OTHER TOP 50 NCAA

	Value	NCAA Rank	MW Rank
Assist/TO Ratio	1.47	39th	34th
Rebound Margin	+4.6	46th	3rd
3-Point Defense	.309	30th	3rd
Turnovers/Game	10.2	45th	3rd

INDIVIDUAL - MOUNTAIN WEST LEADERS

JT Toppin	Value	NCAA Rank	MW Rank
Blocks	63	32nd	1st
Blocks/Game	1.91	37th	1st
Field Goal Pct.	.625	12th	1st
Off. Reb/Game	3.52	18th	1st
Jaelen House	Value	NCAA Rank	MW Rank
Steals	65	33rd	1st
Steals/Game	2.32	13th	1st

INDIVIDUAL - OTHER TOP 50 NCAA

Donovan Dent	Value	NCAA Rank	MW Rank
Assists	179	27th	4th
Assists/Game	5.6	28th	4th
Jaelen House	Value	NCAA Rank	MW Rank
Free Throw Pct.	.871	50th	2nd
JT Toppin	Value	NCAA Rank	MW Rank
Double-Doubles	11	39th	3rd
Rebounds	296	37th	2nd
Rebounds/Game	9.0	47th	2nd

NCAA FRESHMAN LEADERS

JT TOPPIN

	Value	NCAA Freshman Rank
Field Goal Pct.	.625	1st
Double-Doubles	11	1st
Rebounds	9.0	2nd
Off. Reb/Game	3.5	2nd
Blocks	63	2nd

LOBOS AT THE PEAK

- Three Lobos earned All-Mountain West accolades (Donovan Dent and JT Toppin on second team, Jaelen House on third team), tying the most in a season by New Mexico (2004-05, 2009-10, 2012-13, 2013-14 and 2022-23)
- House becomes the third Lobo to be named to the All-Mountain West teams three times, joining Ruben Douglas (2001-03) and Kendall Williams (2012-14)
- JT Toppin was Mountain West Freshman of the Year (media, and co-FOY by coaches), becoming the second Lobo to earn the honor (Kendall Williams in 2010-11)
- Mustapha Amzil was named Co-Sixth Man of the Year, the first Lobo to earn the honor since it debuted in 2008-09
- House was named to the All-Defensive Team for the second straight season (named Defensive Player of the Year by the media) and is the third Lobo to twice be named to the All-Defensive Team (Dairese Gary in 2010 & 2011; Alex Kirk in 2013 & 2014)

OH NELLY!!

- Nelly Junior Joseph ranks in the top five in the Mountain West in offensive rebounds (3rd - 2.82), blocks (5th - 1.36), double-doubles (4th - 8) and rebounds (4th - 8.0)
- Against Eastern New Mexico on Dec. 29, Joseph had 11 points and 15 rebounds in the first half, the first Lobo to have a double-double at the half since Carlton Bragg at Wyoming in 2019
- Joseph's 15 first-half rebounds vs. ENMU were the most in a half by a Lobo in the Mountain West era (breaking the mark of 14 by Drew Gordon in the second half vs. Oklahoma State in 2011-12)

BLOCK PARTY

- New Mexico is averaging 4.9 blocks per game this season, on pace for its best block average since 2013-14 (5.1 per game)
- Against San Diego St. on Jan. 13, UNM tied the school record with 14 blocks (including 11 in the first half)
- In that game, both Nelly Junior Joseph and JT Toppin recorded five blocks, marking the first time in history that two Lobos had at least five blocks in the same game
- Prior to Joseph and Toppin's performance against SDSU, no Lobo had posted a five-block game in seven years, since Joe Furstinger had five blocks against Boise State in 2017
- Joseph also had five blocks in the next game vs. Utah State, making him the first Lobo since Obij Aget in 2016-17 to have consecutive five-block games
- Toppin leads the Mountain West with 63 blocks and is looking to be just the fourth freshman to lead the conference in blocks (last was Neemias Queta of Utah State in 2018-19)
- Toppin set the UNM freshman blocks record with 63 this season (Kenny Thomas had 50 in 1995-96)

PITINO'S SUCCESS vs. RANKED OPPONENTS

- The Lobos are 5-4 against ranked opponents under Richard Pitino (win vs. No. 22 Wyoming in 2022, win at No. 23 San Diego State in 2023, wins vs. No. 19 San Diego State, No. 16 Utah State and No. 22 Colorado State in 2024)
- Going back to his tenure at Minnesota, Pitino has led his squad to at least one ranked win in each of the past nine seasons (since 2015-16)
- Pitino is one of 11 coaches in the nation to have at least one AP ranked win every season since 2015-16

AT LEAST ONE AP RANKED WIN EVERY YEAR SINCE 2015-16

Rick Barnes	Tom Izzo
Tony Bennett	Greg McDermott
Scott Drew	Matt Painter
Mark Few	Richard Pitino
Leonard Hamilton	Bill Self
Chris Holtmann	

NON-CONFERENCE SUCCESS

- New Mexico has posted a 25-1 record in regular season non-conference games over the past two seasons (13-0 last year, 12-1 this year)
- The Lobos' .962 win percentage in those games is T-2nd best record nationally (behind Purdue and tied with Houston)
- UNM has posted a 12-win non-conference season in consecutive seasons for the first time since a four-year stretch from 2010-13
- This season, the Lobos had five non-conference wins away from home for the first time since 2012-13 (six non-conference wins away from home)

BEST REGULAR SEASON NON-CONF. RECORD LAST 2 YRS

1.000	Purdue (22-0)
.962	New Mexico (25-1)
.962	Houston (25-1)
.955	UConn (21-1)
.923	Kansas (24-2)

FIVE WITH 26

- UNM is one of two teams in the nation (Louisville) with five different players posting a 26-point game this year
- It marks the first season in UNM history with five different 26-point scorers
- Donovan Dent (31 vs. Boise State), Jaelen House (28 vs. NM State/26 vs. San Diego State), Nelly Junior Joseph (26 vs. Utah State), Jamal Mashburn, Jr. (29 vs. UT Arlington, 27 vs. Toledo) and JT Toppin (27 vs. Toledo) have reached the 26-point mark this season



2023-24 LOBO BASKETBALL

2023-24 AWARDS

DONOVAN DENT

2nd Team All-Mountain West (coaches)
2nd Team All-Mountain West (media)
Mountain West Player of the Week (Dec. 11)

JAELLEN HOUSE

Naismith Defensive Player of the Year Watch List
Mountain West Defensive Player of the Year (media)
2nd Team All-Mountain West (media)
3rd Team All-Mountain West (coaches)
Mountain West All-Defensive Team (coaches)
Mountain West Player of the Week (Jan. 29)
Preseason All-Mountain West

JT TOPPIN

Mountain West Freshman of the Year (media)
Mountain West Co-Freshman of the Year (coaches)
2nd Team All-Mountain West (coaches)
2nd Team All-Mountain West (media)
Mountain West Freshman of the Week (Nov. 20, Nov. 27, Dec. 11, Dec. 26, Jan. 15, Jan. 22, Feb. 19, Mar. 4)

JAMAL MASHBURN, JR.

3rd Team All-Mountain West (media)
Preseason All-Mountain West

MUSTAPHA AMZIL

Mountain West Co-6th Man of the Year (coaches)
Mountain West Co-6th Man of the Year (media)

TRU WASHINGTON

Mountain West Freshman of the Week (Dec. 4)

RICHARD PITINO

Naismith Coach of the Year Late Season Watch List

LIFE IN THE FAST LANE

- UNM enters the game ranked fifth nationally in KenPom adjusted tempo, at 73.2 possessions per game
- It is the highest pace UNM has ever had since KenPom started tracking the stat in 1996-97
- The Lobos finished 17th in pace last season (71.6) and 22nd in 2021-22 (70.9)

DOUBLE DIGIT LEADS = DOUBLE DIGIT WINS

- Of New Mexico's 24 wins this season, 18 have come by double digits
- In every UNM victory this season, the Lobos have led by double digits at some point during the game
- Eight of New Mexico's Mountain West wins this season came by double digits, its most double-digit conference wins since eight in 2013-14
- The Lobos won five straight games by double digits in January, marking the first time since a seven-game double-digit win streak in 2011-12 that UNM won five straight Mountain West games by double digits

SIN CITY REGULARS

- The Mountain West semifinal marks the eighth game in Las Vegas for the Lobos this season (three in Ball Dawgs Classic, vs. Santa Clara in Jack Jones Classic, at UNLV, third in Mountain West Tournament)
- New Mexico played four games at the Dollar Loan Center this season (4-0 record), a venue UNM hadn't played in before this season
- The four games at the Dollar Loan Center ties the school record for most regular-season games in a non-home venue in a season (also played four regular season games in two venues during the 2020-21 season when COVID forced UNM to play all games outside the state of New Mexico - Rip Griffin Center in Lubbock, TX & Clune Arena at the Air Force Academy)

ROAD WARRIORS

- New Mexico had five true road wins this season and are 11-6 overall in road/neutral games this year
- The Lobos have four Mountain West road wins this season, the most since four in 2017-18
- UNM won four straight MW road games from Jan. 20 to Feb. 13, its longest road win streak since a five-game road win streak in 2013-14
- The Lobos won three straight road games by double digits (at Air Force, San Jose State, Wyoming), the first time they have accomplished that feat since 2011-12 (at Air Force, Boise State, San Diego State)

CAPTAINS NAMED

- Jamal Mashburn, Jr., Jaelen House and Jemarl Baker, Jr. were selected as the captains for the 2023-24 Lobos
- Mashburn is serving as captain for the third consecutive year, while House and Baker are captains for the first time in their career

LOBOS SIGN TWO

- New Mexico signed two players during the November signing period for the class of 2024
- Kayde Dotson, a guard from Beaumont, Texas, and Jovan Milicevic, a forward from Toronto, Ont. (playing high school basketball in Arizona), are both ranked among the top 250 players in the class



2023-24 LOBO BASKETBALL

2023-24 ROSTER

NO.	PLAYER	PRONUNCIATION	POS.	YR.	HT.	HOMETOWN	SOCIAL			
0	JEMARL BAKER, JR.	jamal	G	Grad,	6-5	Menifee, CA	X	@jemarlbakerjr	📷	jemarlbakerjr
1	BRADEN APPELHANS	apple-hans	G	R-Fr.	6-7	Blue Springs, MO	X	@AppelhansBraden	📷	bradenappelhans1
2	DONOVAN DENT		G	So.	6-2	Riverside, CA	X	@Donovandent1	📷	donovandent2
3	TRU WASHINGTON		G	Fr.	6-4	Phoenix, AZ	X	@washington_tru	📷	truwashington
5	JAMAL MASHBURN, JR.		G	Sr.*	6-2	Miami, FL	X	@its_jaymashjr	📷	jamashburn1
10	JAELEN HOUSE		G	Grad.	6-0	Phoenix, AZ	X	@jaelenhouse10	📷	jaelenhouse
11	QUINTON WEBB		G	R-Fr.	6-6	San Bernardino, CA	X	@_quintonwebb5	📷	quintonwebb11
12	ISAAC MUSHILA	moo-SHE-la	F	Grad.	6-5	Lubumbashi, DR Congo	X	@ike_mushila	📷	ike_m12
15	JT TOPPIN		F	Fr.	6-9	Dallas, Texas	X	@j1izzle	📷	j1izzle
20	DERAJE AGBAOSI	derr-ah-ZHAY ag-BOW-see	F	Jr.	6-7	Union, NJ			📷	_deraje
21	SEBASTIAN FORSLING		C	Jr.	7-0	Floda, Sweden	X	@SebastianForsl5	📷	forsling_sebastian
22	MUSTAPHAAMZIL	ahm-SEAL	F	Sr.*	6-9	Helsinki, Finland	X	@CantStaphMe	📷	mustaphaamzil
23	NELLY JUNIOR JOSEPH		F	Sr.*	6-10	Benin City, Nigeria	X	@eazynelz	📷	eazynelz
24	SHANE DOUMA-SANCHEZ	DUE-ma	G	Fr.	6-1	Laguna Pueblo, NM	X	@ds32_shaneshane	📷	saucy_shaneshane

* has a super senior year available due to COVID

Head Coach	Richard Pitino	3rd Season / Providence, 2005
Assistant Coach	Isaac Chew	3rd Season / Avila, 1999
Assistant Coach	Tarvish Felton	2nd Season / Southern Utah, 1999
Assistant Coach	Aaron Katsuma	1st Season / Minnesota, 2014
Special Assistant to the Head Coach	Dave Pilipovich	3rd Season / Thiel, 1986
Strength & Conditioning Coach	Matthew Flores	3rd Season / Arizona State, 2012
Video Coordinator	Danny Walters	2nd Season / Texas A&M, 2020
Administrative Assistant	Peyton Stephens	3rd Season / Texas A&M, 2019
Sports Medicine	Ben Felz	2nd Season / Eastern Kentucky, 2009
Communications	Steve Kirkland	3rd Season / Penn State, 2001

THE LAST TIME

A NEW MEXICO PLAYER...

- **Scored 30 points:** Donovan Dent (31) vs. Boise State (1/31/24)
- **Scored 35 points:** Jaelen House (42) at Air Force (2/5/22)
- **Scored 40 points:** Jaelen House (42) at Air Force (2/5/22)
- **Two players with 20 points:** Jaelen House (29) and Donovan Dent (22), vs. Boise State (3/14/24) *MWT*
- **Two players with 25 points:** Jamal Mashburn, Jr. (27) and JT Toppin (27), vs. Toledo (11/21/23)
- **Three players with 20 points:** Corey Manigault (28), Zane Martin (23) & Vance Jackson (20) vs. Wyoming (2/8/20)
- **20-point game off the bench:** Tru Washington (21) vs. New Mexico State (12/2/23)
- **20-points in one half:** Jaelen House (26¹) vs. New Mexico State (12/2/23)
- **A player with back-to-back 30-point games:** Ruben Douglas (2/24/03-3/1/03)
- **One player scored in double figures:** at Air Force (2/24/21)
- **No players scored in double figures:** at Boise State (12/23/20)
- **Five players scored in double figures:** at Utah State (3/9/24)
- **All five starters scored in double figures:** at San Jose State (1/24/24)
- **Six players scored in double figures:** vs. Utah State (1/16/24)
- **Had 15 rebounds:** JT Toppin (16) vs. Fresno State (3/6/24)
- **Had 20 rebounds:** Carlton Bragg (20) at Wyoming (3/9/19)
- **Two players with 10 rebounds:** JT Toppin (16) & Nelly Junior Joseph (12) vs. Fresno State (3/6/24)
- **Double-Double:** JT Toppin vs. Air Force (3/13/24) *MWT*
- **Two players had a double-double:** JT Toppin & Nelly Junior Joseph vs. Fresno State (3/6/24)
- **Three players had a double-double:** Corey Manigault, Zane Martin & Vance Jackson vs. Wyoming (2/8/20)
- **Double-Double with points and assists:** Donovan Dent vs. Utah State (1/16/24)
- **Four Double-Doubles in a row:** Morris Udeze (1/17/23-1/17/23)
- **Triple-Double:** Luc Longley vs. Penn State (3/28/90) *NIT*
- **20 points and 20 rebounds:** Carlton Bragg (22/20) at Wyoming (3/9/19)
- **10 assists:** Donovan Dent (14) vs. Utah State (1/16/24)
- **5 Blocked Shots:** JT Toppin (5) vs. UNLV (2/10/24)
- **5 Steals:** Donovan Dent (5) vs. Boise State (3/14/24) *MWT*
- **Led UNM in Points, Rebounds and Assists:** Makuach Malauch at Fresno State (1/30/21)
- **Hit a last second shot to win a game (1.0 or later):** Donovan Dent vs. UT Arlington (11/16/23), layup with 0.5 left to win 82-80
- **Played the entire game:** Jaelen House at Air Force (2/5/22)
- **Played 40 or more minutes:** Four players at Nevada (2ot) (1/23/23)

NEW MEXICO TEAM...

- **Won in Overtime:** 81-79 vs. Boise State (1/20/23)
- **Lost in Overtime:** 94-97 at Nevada (2ot) (1/23/23)
- **Played Two Overtimes:** L, 94-97 (2ot) at Nevada (1/23/23)
- **Played Three Overtimes:** W, 104-99 (3ot) vs. Fresno State (3/8/96) *WACT*
- **Shot 70 percent for a Half:** 73.3 (22-30)², vs. Houston Baptist (12/22/19)
- **Shot 60 percent in a Game:** 60.4 (32-53) vs. New Mexico State (12/2/23)
- **Shot less than 30 percent in a Game:** 26.8 (15-56) vs. Utah State (1/6/21)
- **Shot 90 percent from the free throw line:** 92.3 (12-13) vs. Air Force (3/13/24) *MWT*
- **Shot 50 percent from 3-point line:** 50.0 (11-21) vs. Nevada (1/28/24)
- **Shot less than 30 percent in a half:** 29.4 (10-34)², vs. UNLV (2/10/24)
- **Shot less than 20 percent in a half:** 19.2 (5-26)¹, vs. Utah State (1/6/21)
- **Shot 55 percent or better and lost:** 59.6 (31-52) vs. New Mexico State (11/17/18)
- **Attempted 50 FTs:** 52 at UTEP (1/2/08)
- **Made 30 FTs:** 36 vs. UTSA (12/10/22)
- **Made 10 3-pt FGs:** 13, at Wyoming (2/6/24)
- **Failed to make a 3-pt FG:** vs. Washington State (12/25/15)
- **Had 50 rebounds:** 54, vs. Fresno State (3/6/24)
- **Had 25 assists:** 26, vs. San Jose State (1/23/21)
- **Had 15 steals:** 16, vs. Wyoming (1/6/24)
- **Had 10 blocks:** 10, vs. Fresno State (3/6/24)
- **Scored 50 pts in a half:** 51², at Wyoming (2/6/24)
- **Scored 60 pts in a half:** 61², vs. Houston Baptist (12/22/19)
- **Scored 100 pts (MW):** 108, at Colorado State (2/28/18)
- **Scored 100 pts (non-conf):** 106, vs. New Mexico State (12/2/23)
- **Scored under 20 pts in 1st half:** 19, at Fresno State (1/28/21)
- **Scored under 20 pts in 2nd half:** 18, at UNLV (1/18/21)
- **Scored under 50 pts in a game:** 46, at UNLV (1/18/21)
- **Never trailed:** vs. Fresno State (3/6/24)

AN OPPOSING PLAYER...

- **Scored 30 points:** Max Rice (35), Boise State (1/31/24)
- **Scored 35 points:** Max Rice (35), Boise State (1/31/24)
- **Scored 40 points:** Jordan Caroline (45), Nevada (1/7/17)
- **Two players with 20 points:** O'Mar Stanley (24) & Tyson Degenhart (23), at Boise State (3/2/24)
- **Two players with 25 points:** Graham Ike (29) & Hunter Maldonado (25), at Wyoming (1/22/22)
- **Three players with 20 points:** Will Baker (28), Jarod Lucas (22) & Kenan Blackshear (20), at Nevada (1/13/23)
- **20-point game off the bench:** Max Rice (22), Boise State (12/23/20)
- **One player scored in double figures:** Air Force (3/13/24) *MWT*
- **No players scored in double figures:** Nevada (1/28/24)
- **Five players scored in double figures:** Air Force (2/24/24)
- **All five starters scored in double figures:** Utah State (1/8/22)
- **Six players scored in double figures:** Utah State (1/8/22)
- **Had 15 rebounds:** Graham Ike (15), at Wyoming (1/22/22)
- **Had 20 rebounds:** Ryan Watkins (22), Boise State (1/21/14)
- **Two players with 10 rebounds:** O'Mar Stanley (12) & Tyson Degenhart (12), vs. Boise State (3/14/24) *MWT*
- **Double-Double:** Tyson Degenhart, vs. Boise State (3/14/24) *MWT*
- **Two players had a double-double:** O'Mar Stanley & Tyson Degenhart, at Boise State (3/2/24)
- **Double-Double with points and assists:** Isaiah Stevens, at Colorado State (3/3/23)
- **Triple-Double:** Omari Moore, at San Jose State (2/20/22)
- **10 assists:** Alvaro Cardenas (10), at San Jose State (1/24/24)
- **5 Blocked Shots:** Neemias Queta (5), Utah State (1/6/21)
- **5 Steals:** Kenan Blackshear (5), at Nevada (1/23/23)
- **Hit a last second shot to win a game (1.0 or later):** Lamont Butler, San Diego State (2/25/23), three-pointer as time expired to win 73-71

OPONENT TEAM...

- **Shot 70 percent for a Half:** 73.1 (19-26)², at Air Force (2/10/23)
- **Shot 60 percent in a Game:** 66.0 (35-53) at Air Force (2/10/23)
- **Shot less than 30 percent in a Game:** 29.4 (20-68), Boise State (3/14/24) *MWT*
- **Shot 90 percent from the free throw line:** 100.0 (5-5), at San Jose State (1/24/24)
- **Shot 50 percent from 3-point line:** 50.0 (12-24), Pepperdine (11/24/23)
- **Shot less than 30 percent in a half:** 25.0 (7-28)¹, Boise State (3/14/24) *MWT*
- **Shot less than 20 percent in a half:** 18.5 (5-27)¹, at Fresno State (1/28/21)
- **Shot 55 percent or better and lost:** 57.8 (37-64) at Wyoming (2/20/18)
- **Attempted 50 FTs:** 50, New Mexico State (12/11/82)
- **Made 30 FTs:** 35, Utah State (3/14/19)
- **Made 10 3-pt FGs:** 11, Air Force (2/24/24)
- **Failed to make a 3-pt FG:** New Mexico State (12/16/15)
- **Had 50 rebounds:** 52, Boise State (1/15/22)
- **Had 25 assists:** 27, at Colorado State (3/3/21)
- **Had 15 steals:** 15, UAB (11/25/21)
- **Had 10 blocks:** 10, Utah State (1/6/21)
- **Scored 50 pts in a half:** 54², at Boise State (3/2/24)
- **Scored 60 pts in a half:** 61², at Wyoming (2/20/18)
- **Scored 100 pts (MW):** 105, at Colorado State (1/15/20)
- **Scored 100 pts (non-conf):** 100, at New Mexico State (12/4/18)
- **Scored under 20 pts in 1st half:** 19, at Fresno State (1/28/21)
- **Scored under 20 pts in 2nd half:** 19, New Mexico State (12/3/14)
- **Scored under 50 pts in a game:** 46, Northern New Mexico (2/11/22)
- **Never trailed:** at Saint Mary's (11/9/23)

COMEBACKS...

	New Mexico Comeback	Opponent Comeback
Trailing at Half	Wyoming (3/8/23) ^{35-38 / 87-76}	at Utah State (3/9/24) ^{39-44 / 87-85}
Trailing w/8:00 left	vs. USF (12/12/22) ^{52-54 / 67-64}	at Utah State (3/9/24) ^{68-69 / 87-85}
Trailing w/4:00 left	at Nevada (2/13/24) ^{71-73 / 83-82}	Air Force (2/24/24) ^{67-70 / 78-77}
Trailing w/2:00 left	at Wyoming (12/31/22) ^{72-74 / 76-75}	Air Force (2/24/24) ^{70-72 / 78-77}
Trailing w/1:00 left	at NMSU (12/15/23) ^{68-72 / 73-72}	Air Force (2/24/24) ^{73-76 / 78-77}
Trailing any pt in final 30 sec of 2nd half or 30 sec of OT	vs. CSU (2/21/24) ^{65-66(07) / 68-66}	Air Force (2/24/24) ^{75-77 (08) / 78-77}

UPDATED CAREER RECORD BOOK

CAREER SCORING LEADERS

Rk.	Player	Years	Points
1.	Charles Smith	1994-97	1,993
2.	Kenny Thomas	1996-99	1,931
3.	Lamont Long	1997-00	1,840
4.	Clayton Shields	1995-98	1,837
5.	Kendall Williams	2011-14	1,813
6.	Ruben Douglas	2001-03	1,782
7.	Luc Longley	1988-91	1,769
8.	Hunter Greene	1984-88	1,745
9.	Rob Robbins	1988-91	1,739
10.	Jamal Mashburn, Jr. 2022-pres.		1,595
11.	Willie Long	1969-71	1,542
12.	Mel Daniels	1965-67	1,537
13.	Jaalen House 2022-pres.		1,502
14.	Phil Smith	1981-84	1,477
15.	Kelvin Scarborough	1984-87	1,469
16.	Dairese Gary	2008-11	1,458
17.	Willie Banks	1989-92	1,394
18.	Kenny Page	1980-81	1,387
19.	Makuach Maluach	2018-21	1,308
20.	Francis Grant	1960-62	1,282
21.	Elijah Brown	2016-17	1,276
22.	Tony Danridge	2005-09	1,260
23.	Marvin Johnson	1977-78	1,246
24.	Cameron Bairstow	2011-14	1,239
25.	Mark Walters	2003-06	1,200
26.	Roman Martinez	2007-10	1,159
27.	Charlie Thomas	1988-89	1,158
28.	Johnny Brown	1985-86	1,157
29.	Phillip McDonald	2009-12	1,146
30.	David Chiotti	2003-06	1,145
31.	Ike Williams	1991-93	1,086
32.	Chad Toppert	2006-09	1,067
33.	Ira Harge	1963-64	1,016
34.	Rob Loeffel	1986-89	1,011
35.	Alex Kirk	2011-14	1,010
	Ron Becker	1968-70	1,010
37.	Hugh Greenwood	2012-15	1,006

CAREER FT% LEADERS (min 150 attempts)

Rk.	Player	Years	FT-FTA	Avg.
1.	Rob Robbins	1988-91	309-348	.888
2.	Anthony Mathis	2016-19	168-191	.880
3.	Jaalen House 2022-pres.		390-448	.871
4.	Elijah Brown	2016-17	399-475	.840
5.	Tommy Roberts	1971-73	188-225	.836
6.	Ruben Douglas	2001-03	488-588	.830
7.	Greg Brown	1993-94	168-204	.824
8.	Tony Snell	2011-13	165-201	.821
9.	Ron Nelson	1967-68	156-191	.817
10.	Jamal Mashburn, Jr. 2022-pres.		345-424	.814
11.	Bob Martin	1956-58	170-210	.810
12.	Chad Toppert	2006-09	139-172	.808
	Pat King	1973-75	130-161	.807
14.	Dan Darrow	1951-53	162-202	.802
	Jamaal Smith	2007-08	158-197	.802
	Marlow White	1994-95	178-222	.802
17.	Mike Lucero	1962-64	192-241	.797
	Damion Walker	1999-00	244-306	.797
19.	Skip Kruzich	1963-65	195-245	.796
20.	Russ Nystedt	1952-54	159-200	.795

CAREER ASSIST LEADERS

Rk.	Player	Years	Assists
1.	Darrell McGee	1987-90	684
2.	Phil Smith	1981-84	630
3.	Kendall Williams	2011-14	617
4.	Kelvin Scarborough	1984-87	574
5.	Dairese Gary	2008-11	564
6.	Petie Gibson	1969-71	560
7.	David Gibson	1995-98	460
8.	Willie Banks	1989-92	419
9.	Jaalen House 2022-pres.		384
	Marlon Parmer	2000-02	384
11.	Hugh Greenwood	2012-15	372
12.	Charles Smith	1994-97	358
13.	Hunter Greene	1984-88	354
14.	Mike Winters	1984-87	351
15.	Rob Robbins	1988-91	350
16.	Luc Longley	1988-91	317
17.	Royce Olney	1995-98	312
18.	Lamont Long	1997-00	301
19.	Russell Saunders	1978-79	271
20.	Mark Walters	2003-06	269

CAREER STEAL LEADERS

Rk.	Player	Years	Steals
1.	Kelvin Scarborough	1984-87	235
2.	Jaalen House 2022-pres.		219
3.	Hunter Greene	1984-88	203
4.	Phil Smith	1981-84	197
5.	Kendall Williams	2011-14	186
6.	Lamont Long	1997-00	184
7.	Willie Banks	1989-92	182
8.	Charles Smith	1994-97	178
9.	Darrell McGee	1987-90	168
10.	Dairese Gary	2008-11	162
11.	Mark Walters	2003-06	153
12.	Hugh Greenwood	2012-15	149
13.	David Gibson	1995-98	145
14.	Alan Dolensky	1981-84	142
15.	Roman Martinez	2007-10	136

CAREER FREE THROW LEADERS

Rk.	Player	Years	FTs
1.	Kendall Williams	2011-14	556
2.	Phil Smith	1981-84	547
3.	Dairese Gary	2008-11	537
4.	Kenny Thomas	1996-99	534
5.	Ruben Douglas	2001-03	488
6.	Kelvin Scarborough	1984-87	441
7.	Willie Long	1969-71	422
8.	Cameron Bairstow	2011-14	401
9.	Elijah Brown	2016-17	399
	Lamont Long	1997-00	399
11.	Jaalen House 2022-pres.		390
12.	Luc Longley	1988-91	377
13.	Hunter Greene	1984-88	359
14.	Mel Daniels	1965-67	349
15.	Jamal Mashburn, Jr. 2022-pres.		345
16.	Toby Roybal	1953-56	319
17.	Ron Becker	1968-70	317
18.	Charles Smith	1994-97	312
19.	Rob Robbins	1988-91	309
20.	Willie Banks	1989-92	298

CAREER FIELD GOAL LEADERS

Rk.	Player	Years	FGs
1.	Charles Smith	1994-97	737
2.	Luc Longley	1988-91	696
3.	Kenny Thomas	1996-99	666
4.	Hunter Greene	1984-88	650
5.	Lamont Long	1997-00	647
6.	Clayton Shields	1995-98	641
7.	Mel Daniels	1965-67	594
8.	Rob Robbins	1988-91	583
9.	Willie Long	1969-71	560
10.	Jamal Mashburn, Jr. 2022-pres.		558
	Kenny Page	1980-81	553
12.	Ruben Douglas	2001-03	538
13.	Kendall Williams	2011-14	526
14.	Willie Banks	1989-92	509
	Francis Grant	1960-62	509
16.	Kelvin Scarborough	1984-87	499
17.	Marvin Johnson	1977-78	490
18.	Tony Danridge	2005-09	485
19.	Jaalen House 2022-pres.		477
20.	Charlie Thomas	1988-89	472

CAREER 3-POINTER LEADERS

Rk.	Player	Years	3FGs
1.	Clayton Shields	1995-98	285
2.	Chad Toppert	2006-09	266
3.	Rob Robbins	1988-91	264
4.	Anthony Mathis	2016-19	222
5.	Ruben Douglas	2001-03	218
6.	Phillip McDonald	2009-12	207
	Charles Smith	1994-97	207
8.	Kendall Williams	2011-14	205
	Roman Martinez	2007-10	205
10.	Kevin Henry	1998-00	197
11.	Hugh Greenwood	2012-15	187
12.	Royce Olney	1995-98	174
13.	Marlow White	1994-95	171
14.	Jaalen House 2022-pres.		158
	Elijah Brown	2016-17	157
16.	Troy DeVries	2004-05	147
	Lamont Long	1997-00	147
18.	Ike Williams	1991-93	140
19.	Mark Walters	2003-06	136
20.	Jamal Mashburn, Jr. 2022-pres.		134



2023-24 LOBO BASKETBALL

SUPERLATIVES...

LARGEST LEAD AT ANY TIME:	46 (106-60), vs. New Mexico State (Dec. 2)
LARGEST DEFICIT AT ANY TIME:	22 (31-53), at Saint Mary's (Nov. 9)
LARGEST DEFICIT OVERCOME TO WIN:	12 (23-35), vs. San Diego State (Jan. 13)
LARGEST LEAD SURRENDERED IN A LOSS:	8 (10-2), vs. Boise State (Jan. 31)
LARGEST HALFTIME LEAD:	24 (52-28), vs. Pepperdine (Nov. 24)
LARGEST HALFTIME DEFICIT:	15 (25-40), at Saint Mary's (Nov. 9)
LARGEST HALFTIME DEFICIT OVERCOME TO WIN:	--
LARGEST HALFTIME LEAD SURRENDERED IN A LOSS:	5 (44-39), at Utah State (Mar. 9)
MOST CONSECUTIVE POINTS SCORED:	20 vs. Eastern New Mexico (Dec. 29)
MOST CONSECUTIVE POINTS ALLOWED:	14, by Boise State (Jan. 31)

SPECIALTY STATS...

POINTS OFF TURNOVERS	NEW MEXICO	OPPONENT
Average	16.7	11.5
High	28 vs. Wyoming (Jan. 6)	26 by UNLV (Jan. 9)
Low	6 vs. Boise State (Jan. 31)	0 by Wyoming (Jan. 6)

2ND CHANCE POINTS	NEW MEXICO	OPPONENT
Average	12.7	10.2
High	22, vs. Air Force (Feb. 24)	22 by UT Arlington (Nov. 16)
Low	3 at Colorado State (Jan. 2)	3, at Wyoming (Feb. 6)

POINTS IN THE PAINT	NEW MEXICO	OPPONENT
Average	40.9	31.9
High	62, vs. Utah State (Jan. 16)	48, twice
Low	26, twice	16 by Rice (Nov. 22)

FAST BREAK POINTS	NEW MEXICO	OPPONENT
Average	15.1	8.3
High	24, twice	21 at Utah State (Mar. 9)
Low	2 at Boise State (Mar. 2)	0 by NM State (Dec. 2)

BENCH POINTS	NEW MEXICO	OPPONENT
Average	19.2	17.2
High	51 vs. NM State (Dec. 2)	53 by Santa Clara (Dec. 9)
Low	4 vs. Colorado State (Feb. 21)	0 by Air Force (Jan. 20)

LOBO LEADERS...

POINTS	2023-24	CAREER	REBOUNDS	2023-24	CAREER
Jaalen House	10	31	JT Toppin	15	15
Donovan Dent	10	10	Nelly Junior Joseph	13	13
JT Toppin	7	7	Isaac Mushila	4	4
Jamal Mashburn, Jr.	6	37	Mustapha Amzil	1	1
Nelly Junior Joseph	2	2	Tru Washington	1	1
Mustapha Amzil	1	1	Jaalen House	-	3
Jemarl Baker, Jr.	1	1	Sebastian Forsling	-	2

ASSISTS	2023-24	CAREER	STEALS	2023-24	CAREER
Donovan Dent	23	32	Jaalen House	14	58
Jaalen House	12	58	Donovan Dent	8	15
Mustapha Amzil	2	2	JT Toppin	7	7
Jemarl Baker, Jr.	1	1	Nelly Junior Joseph	6	6
Jamal Mashburn, Jr.	-	12	Tru Washington	6	6
			Jamal Mashburn, Jr.	1	9
			Mustapha Amzil	1	1
			Quinton Webb	1	1
			Jemarl Baker, Jr.	1	1
			Sebastian Forsling	-	2

BLOCKS	2023-24	CAREER
JT Toppin	22	22
Nelly Junior Joseph	13	13
Donovan Dent	5	16
Isaac Mushila	2	2
Sebastian Forsling	1	10
Mustapha Amzil	1	1
Jamal Mashburn, Jr.	1	1
Tru Washington	1	1
Quinton Webb	1	1
Jaalen House	-	10

NEW MEXICO'S RECORD...

Home.....	13-3
Road	5-6
Neutral	6-0
Ranked Opponent (either AP or Coaches).....	3-3
Unranked Opponent.....	21-6
Leads at halftime	23-2
Trails at halftime	0-7
Tied at halftime.....	1-0
Goes into overtime.....	0-0
Leads by 10 or more points.....	24-0
Trails by 10 or more points.....	1-6
Shoots 50% or better	11-1
Shoots less than 50%	13-8
Shoots less than 45%	11-5
Shoots less than 40%	4-3
Opponent shoots 50% or better.....	2-4
Opponent shoots less than 50%.....	22-5
Opponent shoots less than 45%.....	18-1
Opponent shoots less than 40%.....	11-0
Has higher FG% than opponent	19-1
Has lower FG% than opponent.....	4-8
Has same FG% as opponent.....	1-0
Outrebounds its opponent	18-5
Outrebounded by opponent.....	5-4
Has same rebounds as opponent	1-0
Has more offensive rebounds than opponent.....	19-5
Has fewer offensive rebounds than opponent.....	4-3
Has same offensive rebounds as opponent	1-1
Has fewer turnovers than opponent.....	21-3
Has more turnovers than opponent	2-4
Has same turnovers as opponent.....	1-2
Has fewer than 10 turnovers	14-1
Opponent has fewer than 10 turnovers.....	2-2
Shoots more FTs than opponent	14-4
Shoots fewer FTs than opponent.....	9-4
Shoots the same FTs as opponent.....	1-1
Has game decided by 10 points or less or OT	7-7
Has game decided by 5 points or less or OT	4-3
Scores <60 points	0-1
Scores 60-69 points	1-1
Scores 70-79 points	6-6
Scores 80-89 points	8-1
Scores 90+ points	9-0
Allows <60 points.....	6-0
Allows 60-69 points.....	8-0
Allows 70-79 points.....	6-3
Allows 80-89 points.....	4-6
Allows 90+ points.....	0-0
Wins the tip	18-7
Loses the tip.....	6-2
White uniforms.....	12-3
Red uniforms	8-5
Turquoise uniforms	3-1
Yellow state flag uniforms	1-0



2023-24 LOBO BASKETBALL

MOUNTAIN WEST HISTORY

Year (Rd)	Seed	Opponent (Seed)	Score	Site
2024 (1st)	6	Air Force (11)	W, 82-56	Las Vegas
(QF)		Boise State (3)	W, 76-66	Las Vegas
2023 (1st)	6	Wyoming (11)	W, 87-76	Las Vegas
(QF)		Utah State (3)	L, 76-91	Las Vegas
2022 (1st)	9	Nevada (8)	L, 72-79	Las Vegas
2021 (1st)	11	Fresno State (6)	L, 77-85	Las Vegas
2020 (1st)	7	San Jose State (10)	W, 79-66	Las Vegas
(QF)		Utah State (2)	L, 70-75	Las Vegas
2019 (1st)	7	Wyoming (10)	W, 78-68	Las Vegas
(QF)		Utah State (2)	L, 83-91	Las Vegas
2018 (QF)	3	Wyoming (6)	W, 85-75	Las Vegas
(SF)		Utah State (7)	W, 83-68	Las Vegas
(F)		San Diego St (4)	L, 75-82	Las Vegas
2017 (QF)	5	Fresno State (4)	L, 60-65	Las Vegas
2016 (QF)	4	Nevada (5)	L, 62-64	Las Vegas
2015 (1st)	8	Air Force (9)	L, 61-68	Las Vegas
2014 (QF)	2	Fresno State (7)	W, 93-77	Las Vegas
(SF)		Boise State (6)	W, 70-67	Las Vegas
(F)		San Diego State (1)	W, 64-58	Las Vegas
2013 (QF)	1	Wyoming (8)	W, 59-46	Las Vegas
(SF)		San Diego State (4)	W, 60-50	Las Vegas
(F)		UNLV (3)	W, 63-56	Las Vegas
2012 (QF)	2	Air Force (7)	W, 79-64	Las Vegas
(SF)		UNLV (3)	W, 72-67	Las Vegas
(F)		San Diego State (1)	W, 68-59	Las Vegas
2011 (QF)	5	Colorado State (4)	W, 67-61	Las Vegas
(SF)		BYU (1)	L, 76-87	Las Vegas
2010 (QF)	1	Air Force (9)	W, 75-69	Las Vegas
(SF)		San Diego State (4)	L, 69-72	Las Vegas
2009 (QF)	3	Wyoming (6)	L, 67-75	Las Vegas
2008 (QF)	3	Utah (6)	L-ot, 80-82	Las Vegas
2007 (1st)	9	TCU (8)	L, 54-62	Las Vegas
2006 (QF)	5	UNLV (4)	L, 64-65	Denver
2005 (QF)	2	BYU (7)	W, 85-71	Denver
(SF)		San Diego State (6)	W, 77-67	Denver
(F)		Utah (1)	W, 60-56	Denver
2004 (QF)	5	UNLV (4)	L, 53-55	Denver
2003 (QF)	7	BYU (2)	L, 56-71	Las Vegas
2002 (QF)	6	UNLV (3)	L-2ot, 117-120	Las Vegas
2001 (QF)	5	Colorado State (4)	W, 76-65	Las Vegas
(SF)		Utah (1)	W, 56-53	Las Vegas
(F)		BYU (2)	L, 65-69	Las Vegas
2000 (QF)	3	BYU (6)	L, 43-55	Las Vegas

WAC HISTORY

Year (Rd)	Seed	Opponent (Seed)	Score	Site
1999 (QF)	2P	Rice (3M)	W, 51-49	Las Vegas
(SF)		SMU (5M)	W, 57-56	Las Vegas
(F)		Utah (1P)	L, 45-60	Las Vegas
1998 (QF)	2M	Tulsa (3P)	W, 60-59	Las Vegas
(SF)		TCU (1P)	W, 80-73	Las Vegas
(F)		Utah (5M)	L, 51-56	Las Vegas
1997 (1st)	3M	San Jose State (6P)	W, 103-70	Las Vegas
(QF)		Hawaii (2P)	W, 65-57	Las Vegas
(SF)		Utah (1M)	L, 70-72	Las Vegas
1996 (QF)	2	San Diego State (7)	W, 94-75	Albuquerque
(SF)		Fresno State (3)	W-3ot, 104-99	Albuquerque
(F)		Utah (1)	W, 64-60	Albuquerque
1995 (QF)	5	Wyoming (4)	W, 63-56	Albuquerque
(SF)		Utah (1)	L, 50-86	Albuquerque
1994 (QF)	1	San Diego State (9)	W, 61-46	Salt Lake City
(SF)		Hawaii (4)	L, 58-61	Salt Lake City
1993 (QF)	3	Fresno State (6)	W, 72-48	Salt Lake City
(SF)		BYU (2)	W, 68-59	Salt Lake City
(F)		UTEP (4)	W, 76-65	Salt Lake City
1992 (QF)	3	Wyoming (6)	W, 89-83	Fort Collins
(SF)		UTEP (2)	L, 72-83	Fort Collins
1991 (QF)	3	Hawaii (6)	L, 67-68	Laramie
1990 (QF)	5	UTEP (4)	L, 61-78	El Paso
1989 (QF)	3	Air Force (6)	W, 74-60	Salt Lake City
(SF)		UTEP (2)	L, 57-89	Salt Lake City
1988 (QF)	5	UTEP (4)	L, 61-74	Provo
1987 (QF)	3	Colorado State (6)	W, 92-77	Albuquerque
(SF)		BYU (2)	W, 93-86	Albuquerque
(F)		Wyoming (4)	L, 62-64	Albuquerque
1986 (QF)	5	BYU (4)	W, 79-68	Laramie
(SF)		Wyoming (1)	L, 54-56	Laramie
1985 (QF)	3	Colorado State (6)	W, 62-56	Albuquerque
(SF)		San Diego State (2)	L, 84-98	El Paso
1984 (QF)	3	Utah (8)	W, 56-45	Albuquerque
(SF)		BYU (2)	W, 64-55	El Paso
(F)		UTEP (1)	L, 38-44	El Paso

WAC ALL-TOURNAMENT TEAM

1986	Johnny Brown
1987	Hunter Greene
	Rob Loeffel
1992	Willie Banks
1993	Steve Logan
	Ike Williams
1994	Greg Brown
1996	Charles Smith
	Kenny Thomas
1997	Lamont Long
1998	Lamont Long
	Kenny Thomas
1999	Lamont Long

MW ALL-TOURNAMENT TEAM

2001	Wayland White
	Marlon Palmer
2005	Alfred Neale
	Danny Granger
2010	Darington Hobson
2012	Tony Snell
	Drew Gordon
2013	Cameron Bairstow
	Tony Snell
2014	Cameron Bairstow
	Alex Kirk
	Kendall Williams
2018	Joe Furstinger
	Antino Jackson
2019	Vance Jackson

WAC TOURNAMENT MVP

1993	Ike Williams
1996	Kenny Thomas
1998	Kenny Thomas

MW TOURNAMENT MVP

2005	Danny Granger
2012	Drew Gordon
2013	Tony Snell
2014	Cameron Bairstow

CONFERENCE TOURNAMENT SERIES RECORDS

Opponent	Overall	WAC	MW	1st Round	Quarter	Semi	Final	Las Vegas	Denver	ABQ	Salt Lake	Fort Collins	Laramie	El Paso	Provo
Air Force	4-1	1-0	3-1	1-1	3-0	-	-	3-1	-	-	1-0	-	-	-	-
Boise St	2-0	-	2-0	-	1-0	1-0	-	2-0	-	-	-	-	-	-	-
BYU	5-4	4-0	1-4	-	2-2	3-1	0-1	0-4	1-0	1-0	1-0	-	1-0	1-0	-
Colorado St	4-0	2-0	2-0	-	4-0	-	-	2-0	-	2-0	-	-	-	-	-
Fresno St	3-2	2-0	1-2	0-1	2-1	1-0	-	1-2	-	1-0	1-0	-	-	-	-
Hawaii	1-2	1-2	-	-	1-1	0-1	-	1-0	-	-	0-1	-	0-1	-	-
Nevada	0-2	-	0-2	0-1	0-1	-	-	0-2	-	-	-	-	-	-	-
Rice	1-0	1-0	-	-	1-0	-	-	1-0	-	-	-	-	-	-	-
San Diego St	6-3	2-1	4-2	-	2-0	2-2	2-1	3-2	1-0	1-0	1-0	-	-	0-1	-
San Jose St	2-0	1-0	1-0	2-0	-	-	-	2-0	-	-	-	-	-	-	-
SMU	1-0	1-0	-	-	-	1-0	-	1-0	-	-	-	-	-	-	-
TCU	1-1	1-0	0-1	0-1	-	1-0	-	1-1	-	-	-	-	-	-	-
Tulsa	1-0	1-0	-	-	1-0	-	-	1-0	-	-	-	-	-	-	-
UNLV	2-3	-	2-3	-	0-3	1-0	1-0	2-1	0-2	-	-	-	-	-	-
Utah	4-5	2-4	2-1	-	1-1	1-2	2-2	1-4	1-0	2-1	-	-	-	-	-
Utah St	1-3	-	1-3	-	0-3	1-0	-	1-3	-	-	-	-	-	-	-
UTEP	1-5	1-5	-	-	0-2	0-2	1-1	-	-	-	1-1	0-1	-	0-2	0-1
Wyoming	6-3	2-2	4-1	2-0	4-1	0-1	0-1	4-1	-	1-1	-	1-0	0-1	-	-
TOTALS	45-34	22-14	23-20	5-4	22-15	12-9	6-6	26-21	3-2	8-2	5-2	1-1	1-2	1-3	0-1

UNM / SINGLE GAME

MOST POINTS	117	at UNLV (2ot)	3/7/02
FEWEST POINTS	38	at UTEP	3/10/84
	43	vs. <i>BYU</i>	3/9/00
MOST FIELD GOALS	46	at UNLV (2ot)	3/7/02
FEWEST FIELD GOALS	14	at UTEP	3/10/84
	16	vs. <i>BYU</i>	3/9/00
MOST FIELD GOAL ATTEMPTS	87	at UNLV (2ot)	3/7/02
FEWEST FIELD GOAL ATTEMPTS	39	at UTEP	3/10/84
	42	vs. <i>Wyoming</i>	3/13/13
HIGHEST FIELD GOAL PERCENTAGE	.656 (42-64)	vs. San Jose State	3/4/97
	.569 (29-51)	vs. <i>Fresno State</i>	3/13/14
LOWEST FIELD GOAL PERCENTAGE	.276 (16-58)	vs. <i>BYU</i>	3/9/00
MOST 3-POINT FIELD GOALS	12	three times	
FEWEST 3-POINT FIELD GOALS	1	vs. <i>BYU</i>	3/9/00
MOST 3-POINT FIELD GOAL ATTEMPTS	31	twice	
FEWEST 3-POINT FIELD GOAL ATTEMPTS	9	twice	
HIGHEST 3-POINT FIELD GOAL PERCENTAGE	.556 (10-18)	vs. <i>BYU</i>	3/10/05
	.556 (10-18)	at UNLV (2ot)	3/7/02
LOWEST 3-POINT FIELD GOAL PERCENTAGE	.067 (1-15)	vs. <i>BYU</i>	3/9/00
MOST FREE THROWS	31	vs. <i>Fresno State</i>	3/13/14
	31	vs. <i>Air Force</i>	3/8/12
FEWEST FREE THROWS	3	vs. <i>Fresno State</i>	3/11/93
	5	vs. <i>UNLV</i>	3/9/06
MOST FREE THROWS ATTEMPTS	42	vs. <i>BYU</i>	3/6/86
	38	twice	
FEWEST FREE THROWS ATTEMPTS	8	vs. <i>Rice</i>	3/4/99
	10	vs. <i>Utah</i>	3/12/05
HIGHEST FREE THROW PERCENTAGE	1.00 (14-14)	vs. San Jose State	3/4/20
LOWEST FREE THROW PERCENTAGE	.250 (3-12)	vs. <i>Fresno State</i>	3/11/93
	.417 (5-12)	vs. <i>UNLV</i>	3/9/06
MOST REBOUNDS	50	at UNLV (2ot)	3/7/02
FEWEST REBOUNDS	21	twice	
	23	vs. <i>Fresno State</i>	3/10/21
MOST ASSISTS	26	vs. <i>BYU</i>	3/10/05
FEWEST ASSISTS	5	vs. <i>Utah</i>	3/10/95
	7	twice	
MOST TURNOVERS	21	vs. San Jose State	3/4/20
FEWEST TURNOVERS	6	five times incl.	
	6	vs. San Diego State	3/12/10
MOST BLOCKS	7	vs. <i>Boise State</i>	3/14/24
FEWEST BLOCKS	0	six times	
MOST STEALS	15	twice	
	12	vs. <i>Utah State</i>	3/14/19
FEWEST STEALS	0	vs. <i>BYU</i>	3/13/03
MOST FOULS	30	at UNLV (2ot)	3/7/02
FEWEST FOULS	7	vs. <i>Utah</i>	3/6/99
	12	twice	
LARGEST MARGIN OF VICTORY	33 (103-70)	vs. San Jose State	3/4/97
	26 (82-56)	vs. <i>Air Force</i>	3/13/24

OPPONENT / SINGLE GAME

MOST POINTS	120	at UNLV (2ot)	3/7/02
FEWEST POINTS	44	at UTEP	3/10/84
	46	<i>Wyoming</i>	3/13/13
MOST FIELD GOALS	40	at UNLV (2ot)	3/7/02
FEWEST FIELD GOALS	15	at UTEP	3/10/84
	16	<i>Wyoming</i>	3/13/13
MOST FIELD GOAL ATTEMPTS	76	Fresno State (3ot)	3/8/96
	73	at UNLV (2ot)	3/7/02
FEWEST FIELD GOAL ATTEMPTS	38	<i>Wyoming</i>	3/12/09
HIGHEST FIELD GOAL PERCENTAGE	.596 (28-47)	Utah	3/10/95
	.587 (27-46)	<i>Fresno State</i>	3/10/21
LOWEST FIELD GOAL PERCENTAGE	.267 (16-60)	San Diego State	3/10/94
	.294 (20-68)	<i>Boise State</i>	3/14/24
MOST 3-POINT FIELD GOALS	12	Utah State	3/9/23
	12	Fresno State (3ot)	3/8/96
FEWEST 3-POINT FIELD GOALS	2	twice	
	3	<i>Utah</i>	3/9/01
MOST 3-POINT FIELD GOAL ATTEMPTS	35	SMU	3/5/99
	34	<i>Boise State</i>	3/14/24
FEWEST 3-POINT FIELD GOAL ATTEMPTS	6	Hawai'i	3/7/91
	10	<i>Utah</i>	3/9/01
HIGHEST 3-POINT FIELD GOAL PERCENTAGE	.625 (10-16)	San Diego State	3/12/10
LOWEST 3-POINT FIELD GOAL PERCENTAGE	.111 (2-18)	<i>BYU</i>	3/12/93
	.227 (5-22)	<i>San Jose State</i>	3/4/20
MOST FREE THROWS	35	Utah State	3/14/19
FEWEST FREE THROWS	2	Colorado State	3/6/85
	5	<i>San Diego State</i>	3/15/13
MOST FREE THROWS ATTEMPTS	45	Utah State	3/14/19
FEWEST FREE THROWS ATTEMPTS	2	Colorado State	3/6/85
	8	twice	
HIGHEST FREE THROW PERCENTAGE	.917 (11-12)	Utah	3/7/97
	.889 (8-9)	<i>San Diego State</i>	3/12/10
LOWEST FREE THROW PERCENTAGE	.417 (5-12)	Tulsa	3/5/98
	.552 (16-20)	<i>Utah</i>	3/9/01
MOST REBOUNDS	52	Fresno State (3ot)	3/8/96
	46	twice	
FEWEST REBOUNDS	22	twice	
MOST ASSISTS	22	at UNLV (2ot)	3/7/02
FEWEST ASSISTS	5	San Diego State	3/15/14
MOST TURNOVERS	25	Fresno State	3/10/21
FEWEST TURNOVERS	3	at UNLV	3/9/12
MOST BLOCKS	7	three times	
FEWEST BLOCKS	0	five times	
MOST STEALS	12	three times (two MW)	
FEWEST STEALS	0	San Jose State	3/4/97
	1	<i>Utah</i>	3/9/01
MOST FOULS	28	<i>BYU</i>	3/6/86
	27	twice	
FEWEST FOULS	12	four times	
	13	three times	
LARGEST MARGIN OF VICTORY	36 (50-86)	Utah	3/10/95
	15	twice	

UNM INDIVIDUAL / SINGLE GAME

MOST POINTS	33	Clayton Shields vs. San Diego State (3/7/96)
	32	Ruben Douglas at UNLV (2ot) (3/7/02)
MOST FIELD GOALS	12	Ike Williams vs. <i>BYU</i> (3/12/93)
	12	Ruben Douglas at UNLV (3/7/02)
MOST FIELD GOAL ATTEMPTS	26	Hunter Greene vs. San Diego State (3/8/85)
	25	Ruben Douglas at UNLV (3/7/02)
HIGHEST FIELD GOAL PERCENTAGE (min 5 FGM)	88.9 (8-9)	Donovan Dent vs. <i>Boise State</i> (3/14/24)
MOST 3-POINT FIELD GOALS	5	six times (last Tony Snell at UNLV, 3/16/13)
MOST 3-POINT FIELD GOAL ATTEMPTS	12	Marlow White vs. Utah (3/10/95)
	11	three times
HIGHEST 3-POINT FIELD GOAL PERCENTAGE (min 4 3FGM)	100.0 (4-4)	Jeremiah Francis III vs. Fresno St (3/10/21)
MOST FREE THROWS	15	Cameron Bairstow vs. Boise St (3/14/14)
MOST FREE THROWS ATTEMPTS	18	Cameron Bairstow vs. Boise St (3/14/14)
HIGHEST FREE THROW PERCENTAGE	100.0 (10-10)	Steve Logan vs. UTEP (3/13/93)
	100.0 (10-10)	<i>Jaalen House vs. Wyoming (3/8/23)</i>
MOST REBOUNDS	18	Lewis LaMar vs. San Diego State (3/10/94)
	17	<i>J.R. Giddens vs. Utah (3/13/08)</i>
MOST ASSISTS	12	Mark Walters vs. <i>BYU</i> (3/10/05)
MOST TURNOVERS	9	Charles Smith vs. Hawai'i (3/6/97)
	7	two times
MOST BLOCKS	5	Danny Granger vs. San Diego State (3/11/05)
MOST STEALS	6	Charles Smith vs. Fresno State (3ot) (3/8/96)
	6	David Gibson vs. TCU (3/6/98)
	5	four times

INDIVIDUAL / TOURNAMENT (2+ GP)

MOST POINTS	75	Danny Granger (2005)
MOST FIELD GOALS	25	Ike Williams (1993)
MOST FIELD GOAL ATTEMPTS	51	Charles Smith (1996)
HIGHEST FIELD GOAL PERCENTAGE (5 FG/G)	68.9 (20-29)	Joe Furstinger (2018)
MOST 3-POINT FIELD GOALS	12	Tony Snell (2013)
MOST 3-POINT FIELD GOAL ATTEMPTS	26	Clayton Shields (1996)
HIGHEST 3-POINT FIELD GOAL PERCENTAGE (2 3FG/G)	60.0 (12-20)	Tony Snell (2013)
MOST FREE THROWS	33	Cameron Bairstow (2014)
MOST FREE THROWS ATTEMPTS	41	Cameron Bairstow (2014)
HIGHEST FREE THROW PERCENTAGE (2 FT/G)	100.0 (12-12)	Charles Smith (1996)
MOST REBOUNDS	35	Kenny Thomas (1998)
MOST ASSISTS	19	David Gibson (1996)
MOST TURNOVERS	13	Ken Thomas (1998)
MOST BLOCKS	9	Danny Granger (2005)
MOST STEALS	9	David Gibson (1998)

Mountain West record in italics if not overall record

Graduate | Guard | 6-5 | 200 | Menifee, CA | Eleanor Roosevelt HS [Kentucky/Arizona/Fresno State]



Season Highs

Pts	18	vs. Louisiana Tech (11/29/23)
Reb	5	vs. Air Force (3/13/24) ^{MWT}
FG	6	twice
FGA	9	vs. Louisiana Tech (11/29/23)
3FG	6	vs. Louisiana Tech (11/29/23)
3FGA	9	vs. Louisiana Tech (11/29/23)
FT	3	vs. UT Arlington (11/16/23)
FTA	4	vs. UT Arlington (11/16/23)
Ast	5	vs. Eastern New Mexico (12/29/23)
Blk	2	vs. Fresno State (3/6/24)
Stl	2	twice
Min	30	vs. Eastern New Mexico (12/29/23)

Career Highs

43	vs. Chicago State (3/4/23) ^{FS}
7	twice
13	vs. Chicago State (3/4/23) ^{FS}
20	vs. Vanderbilt (11/24/22) ^{FS}
10	vs. Chicago State (3/4/23) ^{FS}
13	vs. Stanford (12/19/20) ^{UA}
7	three times
10	at UNLV (2/3/23) ^{FS}
7	three times
3	at Washington (12/31/20) ^{UA}
4	at Wyoming (1/31/23) ^{FS}
39	twice

MW Career Highs

23	at UNLV (2/3/23) ^{FS}
7	vs. Nevada (2/24/23) ^{FS}
8	twice
18	at Utah State (12/31/22) ^{FS}
4	twice
11	at Nevada (2/10/23) ^{FS}
7	twice
10	at UNLV (2/3/23) ^{FS}
6	twice
2	vs. Fresno State (3/6/24)
4	at Wyoming (1/31/23) ^{FS}
38	vs. Nevada (2/24/23) ^{FS}

4.6 PPG | 1.4 RPG | 17.5 MPG | 1.1 APG

2023-24 GAME-BY-GAME

Opponent	MP	FG-A	3G-A	FT-A	O-D-T	PF	A	TO	BS	ST	TP
Texas Southern	15	2-3	1-2	0-0	0-2-2	0	2	0	0	0	5
at Saint Mary's	23	1-4	0-2	0-0	0-3-3	0	2	2	0	0	2
UT Arlington*	28	0-4	0-3	3-4	0-1-1	4	2	0	1	1	3
vs. Toledo*	22	0-3	0-2	0-0	1-2-3	4	2	0	0	1	0
vs. Rice*	19	2-6	2-6	0-0	0-3-3	1	2	0	0	0	6
vs. Pepperdine*	26	5-7	3-5	1-1	0-3-3	0	2	0	0	1	14
Louisiana Tech*	25	6-9	6-9	0-0	0-3-3	4	2	1	0	0	18
New Mexico State*	15	2-4	2-4	0-0	0-0-0	3	2	0	0	0	6
UC Santa Barbara*	19	3-6	1-4	1-1	0-1-1	1	2	0	0	0	8
vs. Santa Clara*	26	6-8	4-6	1-1	0-0-0	1	1	1	0	2	17
at New Mexico State*	27	1-2	1-2	0-0	0-4-4	1	2	0	0	0	3
UC Irvine*	22	2-7	2-5	0-0	0-0-0	0	1	0	0	0	6
Eastern New Mexico*	30	1-5	0-2	0-1	0-2-2	0	5	0	0	1	2
at Colorado State	25	2-4	1-3	0-0	0-2-2	0	1	0	0	2	5
Wyoming	13	0-0	0-0	1-2	0-0-0	0	0	0	0	0	1
at UNLV	12	0-2	0-1	0-0	0-1-1	2	1	0	0	0	0
San Diego State	4	0-0	0-0	0-0	0-0-0	0	0	0	0	0	0
Utah State					-INJ-						
at Air Force	4	0-2	0-2	0-0	0-0-0	0	1	0	0	1	0
at San Jose State	11	2-4	1-2	0-0	0-0-0	0	0	1	0	1	5
Nevada	6	2-2	2-2	0-0	0-0-0	0	0	0	0	0	6
Boise State	13	1-1	1-1	0-0	0-0-0	0	0	0	0	0	3
at Wyoming	13	2-3	2-3	0-0	0-1-1	1	1	0	0	0	6
UNLV	6	0-0	0-0	0-0	0-0-0	0	0	0	0	0	0
at Nevada	23	2-5	2-4	0-0	0-2-2	2	1	0	0	0	6
at San Diego State	18	1-6	1-5	0-0	0-0-0	1	0	1	0	0	3
Colorado State	15	0-3	0-3	0-0	0-2-2	0	0	0	0	0	0
Air Force	9	0-1	0-1	0-0	1-0-1	2	0	0	0	0	0
at Boise State	8	0-2	0-2	0-0	0-0-0	1	1	0	0	0	1
Fresno State	17	1-4	1-3	0-0	1-1-2	2	0	1	2	0	3
at Utah State*	27	2-5	2-5	0-0	0-1-1	3	1	1	0	1	6
vs. Air Force	16	1-3	1-3	0-0	0-5-5	1	2	0	0	1	3
vs. Boise State	22	3-7	3-7	0-0	0-2-2	1	0	0	0	0	9

* game started

SEASON NOTES

- Tri-Captain
- Scored nine points (3-7 3FG) vs. Boise State in MW quarterfinal (Mar. 14)
- Had 17 points (4-6 3FG) vs. Santa Clara (Dec. 9)
- Season-high 18 points (6-9 3FG) vs. Louisiana Tech (Nov. 29)
- Had 14 points (5-7 FG, 3-5 3FG) vs. Pepperdine (Nov. 24)
- Had six points vs Rice (Nov. 22)
- Had three points and a key final-minute block in first start of the season vs. UT Arlington (Nov. 16)
- Scored five points vs. Texas Southern in UNM debut (Nov. 6)
- Missed the NM Highlands exhibition due to injury (Nov. 1)
- Made UNM debut in CSU Pueblo exhibition (Oct. 26)

	2023-24	CAREER	STREAK
Double Figure Scoring	3	31	-
20-Point Games	-	7	-
30-Point Games	-	2	-
40-Point Games	-	1	-

CAREER STATISTICS

Year	G-GS	Min-Avg.	FG-FGA	Pct.	3FG-3FGA	Pct.	FT-FTA	Pct.	Off-Def.	Reb-Avg.	PF-DQ	Ast	TO	Blk	Stl	Pts-Avg
2018-19 \$	28-0	254-9.1	20-61	.328	13-42	.310	11-15	.733	1-14	15-0.5	23-0	12	10	2	4	64-2.3
Conf	18-0	156-8.7	12-38	.316	7-28	.250	3-6	.500	0-9	9-0.5	16-0	10	7	1	2	34-1.9
2019-20 &	32-0	620-19.4	64-177	.362	36-105	.343	19-23	.826	11-64	75-2.3	53-1	73	23	5	23	183-5.7
Conf	18-0	366-20.3	29-90	.322	15-57	.263	10-13	.769	9-37	46-2.6	30-0	36	15	3	10	83-4.6
2020-21 &	12-12	353-29.4	50-124	.403	24-70	.343	20-24	.833	2-32	34-2.8	22-1	21	12	4	7	144-12.0
Conf	6-6	181-30.2	20-64	.313	12-39	.308	13-16	.813	2-15	17-2.8	13-0	9	6	3	3	65-10.8
2021-22 %	5-2	121-24.3	14-41	.341	5-23	.217	10-11	.909	1-17	18-3.6	4-0	10	10	1	6	43-8.6
Conf	--	--	--	--	--	--	--	--	--	--	--	--	--	--	--	--
2022-23 %	28-28	888-31.7	123-314	.392	55-168	.327	50-66	.758	11-72	83-3.0	51-0	81	43	1	28	351-12.5
Conf	16-16	519-32.4	70-184	.380	30-102	.294	31-38	.816	5-43	48-3.0	33-0	45	30	0	17	201-12.6
2023-24	32-12	560-17.5	50-122	.410	39-99	.394	7-10	.700	3-41	44-1.4	36-0	36	8	3	12	146-4.6
Conf	17-1	226-13.3	15-44	.341	13-37	.351	1-2	.500	2-10	12-0.7	15-0	7	4	2	5	44-2.6
CAREER	137-54	2796-20.4	321-839	.383	172-507	.339	117-149	.785	29-240	269-2.0	189-2	233	106	16	80	931-6.8

\$ at Kentucky | & at Arizona | % at Fresno State



#1

BRADEN APPELHANS

"apple-hahns"

R-Freshman | Guard | 6-7 | 195 | Blue Springs, MO | Western Reserve Academy



Season Highs

Pts	14	vs. Eastern New Mexico (12/29/23)
Reb	3	vs. Texas Southern (11/6/23)
FG	5	vs. Eastern New Mexico (12/29/23)
FGA	8	vs. Eastern New Mexico (12/29/23)
3FG	4	vs. Eastern New Mexico (12/29/23)
3FGA	6	twice
FT	2	twice
FTA	2	twice
Ast	3	vs. Eastern New Mexico (12/29/23)
Blk	1	vs. Eastern New Mexico (12/29/23)
Stl	1	four times
Min	20	vs. Eastern New Mexico (12/29/23)

Career Highs

Pts	14	vs. Eastern New Mexico (12/29/23)
Reb	5	vs. Western New Mexico (12/6/22)
FG	5	vs. Eastern New Mexico (12/29/23)
FGA	8	vs. Eastern New Mexico (12/29/23)
3FG	4	vs. Eastern New Mexico (12/29/23)
3FGA	6	twice
FT	2	twice
FTA	2	three times
Ast	3	vs. Eastern New Mexico (12/29/23)
Blk	2	vs. Prairie View A&M (12/20/22)
Stl	1	five times
Min	20	twice

MW Career Highs

Pts	--	
Reb	--	
FG	--	
FGA	3	vs. Air Force (3/13/24) ^{MW}
3FG	--	
3FGA	2	vs. Air Force (3/13/24) ^{MW}
FT	--	
FTA	--	
Ast	--	
Blk	--	
Stl	--	
Min	4	vs. Fresno State (3/6/24)

2.7 PPG | 0.6 RPG | 6.2 MPG | 40% 3FG

2023-24 GAME-BY-GAME

Opponent	MP	FG-A	3G-A	FT-A	O-D-T	PF	A	TO	BS	ST	TP
Texas Southern	10	3-6	3-6	2-2	0-3-3	2	0	1	0	0	11
at Saint Mary's	1	0-0	0-0	0-0	0-0-0	0	0	0	0	0	0
UT Arlington					-INJ-						
vs. Toledo					-DNP-						
vs. Rice	10	0-2	0-1	0-0	0-0-0	0	0	0	0	0	0
vs. Pepperdine	10	1-4	0-1	0-0	0-0-0	0	0	1	0	1	2
Louisiana Tech	9	0-3	0-3	0-0	0-1-1	1	1	0	0	0	0
New Mexico State	7	2-3	2-3	2-2	0-0-0	0	0	0	0	1	8
UC Santa Barbara	3	1-1	1-1	0-0	1-0-1	0	0	1	0	0	3
vs. Santa Clara	2	0-0	0-0	0-0	0-0-0	1	0	1	0	0	0
at New Mexico State					-DNP-						
UC Irvine	6	1-2	0-1	0-0	0-0-0	0	1	0	0	1	2
Eastern New Mexico	20	5-8	4-6	0-0	0-2-2	2	3	1	1	1	14
at Colorado State	2	0-0	0-0	0-0	0-0-0	0	0	0	0	0	0
Wyoming					-INJ-						
at UNLV*					-DNP-						
San Diego State					-DNP-						
Utah State					-DNP-						
at Air Force	3	0-0	0-0	0-0	0-0-0	0	0	0	0	0	0
at San Jose State					-DNP-						
Nevada	2	0-1	0-1	0-0	0-2-2	1	0	0	0	0	0
Boise State					-DNP-						
at Wyoming					-DNP-						
UNLV					-DNP-						
at Nevada					-DNP-						
at San Diego State					-DNP-						
Colorado State					-DNP-						
Air Force					-DNP-						
at Boise State					-DNP-						
Fresno State	4	0-1	0-0	0-0	0-0-0	0	0	0	0	0	0
at Utah State					-DNP-						
vs. Air Force	3	0-3	0-2	0-0	0-0-0	1	0	0	0	0	0
vs. Boise State					-DNP-						

SEASON NOTES

- Scored a career-high 14 points (4-6 3FG) vs. Eastern New Mexico (Dec. 29)
- Had two points vs. UC Irvine (Dec. 20)
- Three points vs. UC Santa Barbara (Dec. 6)
- Scored eight points (2-3 3FG) vs. New Mexico State (Dec. 2)
- Had two points vs. Pepperdine (Nov. 24)
- Scored 11 points (3-6 3FG) vs. Texas Southern (Nov. 6) for his first career double-figure game
- Appeared in both exhibitions off the bench, his first game action since Jan. 3 of last season

	2023-24	CAREER	STREAK
Double Figure Scoring	2	2	-

CAREER STATISTICS

Year	G-GS	Min-Avg.	FG-FGA	Pct.	3FG-3FGA	Pct.	FT-FTA	Pct.	Off-Def.	Reb-Avg.	PF-DQ	Ast	TO	Blk	Stl	Pts-Avg
2022-23	10-0	62-6.2	4-15	.267	2-11	.182	0-2	.000	0-12	12-1.2	5-0	1	1	3	1	10-1.0
Conf	2-0	2-1.0	0-1	.000	0-0	.000	0-0	.000	0-0	0-0.0	0-0	0	0	0	0	0-0.0
2023-24	15-0	93-6.2	13-34	.382	10-25	.400	4-4	1.000	1-8	9-0.6	8-0	5	5	1	4	40-2.7
Conf	4-0	11-2.8	0-2	.000	0-1	.000	0-0	.000	0-2	2-0.5	1-0	0	0	0	0	0-0.0
CAREER	25-0	155-6.2	17-49	.347	12-36	.333	4-6	.667	1-20	21-0.8	13-0	6	6	4	5	50-2.0



Season Highs

Pts	31	vs. Boise State (1/31/24)
Reb	6	twice
FG	12	vs. Boise State (1/31/24)
FGA	18	twice
3FG	2	three times
3FGA	4	vs. Wyoming (1/6/24)
FT	7	twice
FTA	10	vs. Pepperdine (11/24/23)
Ast	14	vs. Utah State (1/16/24)
Blk	2	four times
Stl	5	vs. Boise State (3/14/24) ^{MW}
Min	37	at Wyoming (2/6/24)

Career Highs

Pts	31	vs. Boise State (1/31/24)
Reb	6	three times
FG	12	vs. Boise State (1/31/24)
FGA	18	twice
3FG	2	three times
3FGA	4	vs. Wyoming (1/6/24)
FT	7	twice
FTA	10	vs. Pepperdine (11/24/23)
Ast	14	vs. Utah State (1/16/24)
Blk	3	twice
Stl	5	vs. Boise State (3/14/24) ^{MW}
Min	37	at Wyoming (2/6/24)

MW Career Highs

Pts	31	vs. Boise State (1/31/24)
Reb	6	at Wyoming (2/6/24)
FG	12	vs. Boise State (1/31/24)
FGA	18	vs. Boise State (1/31/24)
3FG	2	twice
3FGA	4	vs. Wyoming (1/6/24)
FT	7	twice
FTA	9	vs. Colorado State (2/21/24)
Ast	14	vs. Utah State (1/16/24)
Blk	3	vs. Boise State (1/20/23)
Stl	5	vs. Boise State (3/14/24) ^{MW}
Min	37	at Wyoming (2/6/24)

15.0 PPG | 5.6 APG | 32.0 MPG | 1.6 SPG

2023-24 GAME-BY-GAME

Opponent	MP	FG-A	3G-A	FT-A	O-D-T	PF	A	TO	BS	ST	TP
Texas Southern*	25	4-8	2-3	2-2	0-4-4	2	6	1	1	1	12
at Saint Mary's*	29	5-12	1-1	4-6	0-2-2	4	5	2	0	3	15
UT Arlington*	34	11-18	1-3	2-3	1-1-2	3	5	4	1	2	25
vs. Toledo*	35	7-12	0-0	3-4	0-3-3	1	7	3	0	0	17
vs. Rice*	31	8-15	0-1	2-2	1-2-3	1	11	0	0	1	18
vs. Pepperdine*	31	9-14	0-1	6-10	0-1-1	0	7	4	1	2	24
Louisiana Tech*	26	2-8	0-0	4-6	0-5-5	0	4	6	1	1	8
New Mexico State*	27	5-13	0-2	2-7	1-0-1	0	10	0	1	2	12
UC Santa Barbara*	35	9-15	1-1	4-6	0-1-1	2	8	2	2	2	23
vs. Santa Clara*	31	10-14	0-1	2-3	1-5-6	3	4	3	0	3	22
at New Mexico State*	36	6-14	0-1	2-2	1-3-4	2	6	2	0	4	14
UC Irvine*	36	5-12	1-2	1-2	0-4-4	1	1	4	1	1	12
Eastern New Mexico at Colorado State*	36	4-9	0-1	2-3	-INJ-	4	9	3	0	2	10
Wyoming*	32	9-16	2-4	1-2	0-1-1	3	4	0	0	1	21
at UNLV*	28	1-6	0-0	1-2	0-2-2	1	4	2	0	0	3
San Diego State*	34	1-8	0-3	4-4	0-4-4	1	4	2	1	0	6
Utah State*	36	7-10	0-0	1-1	0-3-3	2	14	1	2	3	15
at Air Force*	32	4-7	0-0	2-2	0-1-1	3	2	4	2	1	10
at San Jose State*	30	7-14	2-3	1-2	0-0-0	0	6	0	0	3	17
Nevada*	28	5-8	0-1	1-2	0-2-2	2	4	2	2	0	11
Boise State*	36	12-18	1-2	6-7	0-1-1	4	2	0	0	1	31
at Wyoming*	37	8-13	1-3	2-4	0-6-6	1	7	3	1	2	19
UNLV*	33	6-11	1-1	7-8	1-1-2	3	1	1	1	2	20
at Nevada*	28	4-5	0-0	1-6	0-0-0	2	7	2	0	1	9
at San Diego State*	32	3-10	0-0	5-5	1-1-2	3	2	6	0	3	11
Colorado State*	36	4-10	1-2	7-9	1-2-3	0	3	2	1	1	16
Air Force*	36	5-7	0-0	4-5	0-5-5	1	5	1	2	0	14
at Boise State*	33	5-9	0-1	1-1	2-2-4	4	6	3	1	0	11
Fresno State*	25	3-9	0-2	1-1	0-2-2	1	7	1	0	0	7
at Utah State*	33	8-16	0-0	1-2	1-2-3	2	5	4	1	1	17
vs. Air Force*	30	4-8	0-0	0-0	0-2-2	3	9	2	0	3	8
vs. Boise State*	32	8-9	1-1	5-8	1-1-2	3	4	2	1	5	22

* game started

SEASON NOTES

- 2nd-Team All-Mountain West (coaches & media)
- Mountain West Player of the Week (Dec. 11)
- Had 22 points (8-9 FG) and a career-high five steals vs. Boise State in MW quarterfinal (Mar. 14)
- Had 16 points, including game-winning layup-and-one, with 3.2 seconds left, vs. No. 22 Colorado State (Feb. 21)
- Had 19 points, seven assists and six rebounds at Wyoming (Feb. 6)
- Scored a career-high 31 points vs. Boise State (Jan. 31)
- Double-double with 15 points and a career-high 14 assists vs. No. 16 Utah State (Jan. 16)
- Had 14 points, including the game-winning layup with 20 seconds left, and six assists at New Mexico St. (Dec. 15)
- Had 22 points, six rebounds and four assists vs. Santa Clara (Dec. 9)
- Had 23 points and eight assists vs. UCSB (Dec. 6)
- Double-double with 12 points and 10 assists (no turnovers) vs. New Mexico State (Dec. 2)
- Had 24 points and seven assists vs. Pepperdine (Nov. 24)
- First career double-double with 18 points and 11 assists (with no turnovers) vs. Rice (Nov. 22)
- Scored 25 points, including the game-winning layup with 0.5 left, vs. UT Arlington (Nov. 16)

	2023-24	CAREER	STREAK
Double-Doubles	3	3	-
Double Figure Scoring	25	31	1
20-Point Games	8	8	1
30-Point Games	1	1	-
10-Assist Games	3	3	-

CAREER STATISTICS

Year	G-GS	Min-Avg.	FG-FGA	Pct.	3FG-3FGA	Pct.	FT-FTA	Pct.	Off-Def.	Reb-Avg.	PF-DQ	Ast	TO	Blk	Stl	Pts-Avg
2022-23	34-2	629-18.5	69-136	.507	4-19	.211	50-73	.685	10-59	69-2.0	61-1	79	55	25	30	192-5.6
Conf	18-2	319-17.7	31-67	.463	2-13	.154	24-34	.706	4-31	35-1.9	35-1	31	30	10	17	88-4.9
2023-24	32-32	1023-32.0	189-358	.528	15-40	.375	87-127	.685	12-72	84-2.6	62-0	179	72	23	51	480-15.0
Conf	18-18	585-32.5	96-186	.516	8-23	.348	48-66	.727	6-38	44-2.4	37-0	92	37	14	21	248-13.8
CAREER	66-34	1652-25.0	258-494	.522	19-59	.322	137-200	.685	22-131	153-2.3	123-1	258	127	48	81	672-10.2



Season Highs		
Pts	21	vs. New Mexico State (12/2/23)
Reb	12	vs. Pepperdine (11/24/23)
FG	7	twice
FGA	13	vs. Pepperdine (11/24/23)
3FG	3	vs. New Mexico State (12/2/23)
3FGA	4	twice
FT	8	vs. New Mexico State (12/2/23)
FTA	10	vs. New Mexico State (12/2/23)
Ast	6	vs. New Mexico State (12/2/23)
Blk	2	vs. Utah State (1/16/24)
Stl	5	twice
Min	33	vs. Pepperdine (11/24/23)

Career Highs		
Pts	21	vs. New Mexico State (12/2/23)
Reb	12	vs. Pepperdine (11/24/23)
FG	7	twice
FGA	13	vs. Pepperdine (11/24/23)
3FG	3	vs. New Mexico State (12/2/23)
3FGA	4	twice
FT	8	vs. New Mexico State (12/2/23)
FTA	10	vs. New Mexico State (12/2/23)
Ast	6	vs. New Mexico State (12/2/23)
Blk	2	vs. Utah State (1/16/24)
Stl	5	twice
Min	33	vs. Pepperdine (11/24/23)

MW Career Highs		
Pts	14	vs. Air Force (3/13/24) ^{MWTT}
Reb	6	vs. UNLV (2/10/24)
FG	6	vs. Air Force (3/13/24) ^{MWTT}
FGA	9	three times
3FG	2	twice
3FGA	3	four times
FT	3	at UNLV (1/9/24)
FTA	3	at UNLV (1/9/24)
Ast	3	at Nevada (2/13/24)
Blk	2	vs. Utah State (1/16/24)
Stl	5	at UNLV (1/9/24)
Min	23	twice

7.1 PPG | 3.3 RPG | 18.1 MPG | 1.5 SPG

2023-24 GAME-BY-GAME

Opponent	MP	FG-A	3G-A	FT-A	O-D-T	PF	A	TO	BS	ST	TP
Texas Southern	15	2-6	0-1	2-4	2-4-6	3	2	1	0	1	6
at Saint Mary's	24	2-6	0-1	1-1	1-1-2	2	1	1	0	2	5
UT Arlington	17	2-6	1-3	0-0	2-1-3	2	0	2	0	1	5
vs. Toledo	17	3-7	1-1	1-2	0-2-2	1	2	2	0	2	8
vs. Rice	21	5-7	1-2	3-3	2-4-6	2	0	2	0	1	14
vs. Pepperdine*	33	7-13	1-4	4-6	0-12-12	1	0	2	0	5	19
Louisiana Tech	25	4-8	2-3	0-0	1-3-4	2	3	1	1	1	10
New Mexico State	29	5-7	3-4	8-10	1-4-5	3	6	1	0	1	21
UC Santa Barbara	22	7-11	1-2	2-2	2-4-6	3	4	2	0	2	17
vs. Santa Clara	29	3-6	0-1	5-7	2-2-4	3	1	3	0	1	11
at New Mexico State	22	2-6	1-2	0-0	0-1-1	2	2	3	1	1	5
UC Irvine	19	3-7	0-2	0-3	0-5-5	3	1	1	0	1	6
Eastern New Mexico					-ILL-						
at Colorado State	7	0-1	0-1	0-0	0-0-0	1	0	0	0	0	0
Wyoming	13	4-5	0-1	0-0	0-2-2	1	1	1	1	1	8
at UNLV	23	3-6	0-2	3-3	1-2-3	1	0	3	0	5	9
San Diego State	17	2-4	0-2	0-0	0-3-3	2	0	1	1	2	4
Utah State	21	3-9	0-2	0-0	1-2-3	2	0	1	2	3	6
at Air Force	23	4-5	1-2	2-2	1-4-5	1	2	0	0	3	11
at San Jose State	12	2-5	1-1	0-2	1-0-1	2	0	1	0	1	5
Nevada	19	3-6	1-3	2-2	0-3-3	3	2	0	0	3	9
Boise State	10	0-4	0-3	0-0	0-0-0	0	0	0	0	0	0
at Wyoming	8	1-3	0-2	0-0	0-1-1	3	0	1	0	1	2
UNLV	15	2-4	2-3	0-0	1-5-6	4	2	1	0	1	6
at Nevada	15	2-7	0-1	0-0	3-0-3	0	3	0	0	3	4
at San Diego State	13	1-4	0-2	0-0	0-0-0	2	0	0	0	0	2
Colorado State	3	0-2	0-1	0-0	0-0-0	1	0	0	0	0	0
Air Force	18	1-8	0-3	2-4	2-1-3	1	2	1	0	2	4
at Boise State	15	3-4	2-2	2-2	0-2-2	2	1	1	0	1	10
Fresno State	21	1-9	0-2	1-2	2-3-5	2	2	1	1	2	3
at Utah State	22	1-5	0-2	0-2	1-1-2	2	1	0	0	0	2
vs. Air Force	21	6-9	1-3	1-1	0-3-3	2	0	0	1	0	14
vs. Boise State	11	0-0	0-0	0-0	1-4-5	1	1	2	0	0	0

* game started

SEASON NOTES

- Mountain West Freshman of the Week (Dec. 4)
- Had 14 points (6-9 FG) vs. Air Force in MW Tournament on his birthday (Mar. 13)
- * Scored 10 points at Boise State (Mar. 2)
- Had nine points and three steals vs. Nevada (Jan. 28)
- Had 11 points, five rebounds and three steals at Air Force (Jan. 20)
- Had nine points and five steals at UNLV (Jan. 9)
- Scored eight points (4-5 FG) vs. Wyoming (Jan. 6)
- Scored 11 points vs. Santa Clara (Dec. 9)
- Had 17 points (all in the 2nd half) vs. UCSB (Dec. 6)
- Career-high 21 points and six assists vs. New Mexico State (Dec. 2)
- Had 10 points and three assists vs. Louisiana Tech (Nov. 29)
- First career double-double with 19 points and 12 rebounds vs. Pepperdine in 1st career start (Nov. 24)
- First career double-figure game with 14 points to go along with six rebounds vs. Rice (Nov. 22)
- Scored eight points vs. Toledo (Nov. 21)
- Had six points and six rebounds in his collegiate debut vs. Texas Southern (Nov. 6)
- Averaged 9.0 points and 6.0 rebounds per game in the two exhibition wins over CSU Pueblo and NM Highlands

	2023-24	CAREER	STREAK
Double-Doubles	1	1	-
Double Figure Scoring	9	9	-
20-Point Games	1	1	-
10-Rebound Games	1	1	-

CAREER STATISTICS

Year	G-GS	Min-Avg.	FG-FGA	Pct.	3FG-3FGA	Pct.	FT-FTA	Pct.	Off-Def.	Reb-Avg.	PF-DQ	Ast	TO	Blk	Stl	Pts-Avg
2023-24	32-1	580-18.1	84-190	.442	19-64	.297	39-58	.672	27-79	106-3.3	60-0	39	35	8	47	226-7.1
Conf	18-0	275-15.3	33-91	.363	7-35	.200	12-19	.632	13-29	42-2.3	30-0	16	12	5	28	85-4.7

Senior | Guard | 6-2 | 195 | Miami, FL | Brewster Academy [Minnesota]



Season Highs		
Pts	29	vs. UT Arlington (11/16/23)
Reb	6	vs. Colorado State (2/21/24)
FG	9	vs. UT Arlington (11/16/23)
FGA	23	vs. UT Arlington (11/16/23)
3FG	4	vs. Fresno State (3/6/24)
3FGA	9	vs. Eastern New Mexico (12/29/23)
FT	9	twice
FTA	13	vs. UT Arlington (11/16/23)
Ast	5	vs. Texas Southern (11/6/23)
Blk	1	three times
Stl	3	twice
Min	38	vs. Air Force (2/24/24)

Career Highs		
Pts	33	at Nevada (1/23/23)
Reb	7	twice
FG	13	at Air Force (2/10/23)
FGA	25	vs. Utah State (3/9/23)
3FG	4	six times
3FGA	11	vs. Norfolk State (12/21/21)
FT	10	at Air Force (2/10/23)
FTA	13	vs. UT Arlington (11/16/23)
Ast	8	vs. Utah State (1/8/22)
Blk	1	12 times
Stl	4	at Wyoming (1/22/22)
Min	43	twice

MW Career Highs		
Pts	33	at Nevada (1/23/23)
Reb	7	vs. Boise State (1/20/23)
FG	13	at Air Force (2/10/23)
FGA	25	vs. Utah State (3/9/23) ^{MWTT}
3FG	4	five times
3FGA	8	three times
FT	10	at Air Force (2/10/23)
FTA	12	twice
Ast	8	vs. Utah State (1/8/22)
Blk	1	three times
Stl	4	at Wyoming (1/22/22)
Min	43	twice

14.5 PPG | 2.1 RPG | 1.6 APG | 29.4 MPG

2023-24 GAME-BY-GAME

Opponent	MP	FG-A	3G-A	FT-A	O-D-T	PF	A	TO	BS	ST	TP
Texas Southern*	27	5-10	2-3	3-4	0-3-3	0	5	0	0	0	15
at Saint Mary's*	33	3-16	1-3	0-0	0-2-2	1	0	3	0	1	7
UT Arlington*	37	9-23	2-5	9-13	0-1-1	0	1	0	0	0	29
vs. Toledo*	35	8-20	2-7	9-11	0-1-1	2	1	1	1	0	27
vs. Rice*	21	3-12	1-3	6-6	0-3-3	0	1	4	0	0	13
vs. Pepperdine					-INJ-						
Louisiana Tech					-INJ-						
New Mexico State					-INJ-						
UC Santa Barbara					-INJ-						
vs. Santa Clara					-INJ-						
at New Mexico State					-INJ-						
UC Irvine					-INJ-						
Eastern New Mexico*	27	6-18	2-9	3-4	0-1-1	0	0	1	0	0	17
at Colorado State*	32	5-15	2-4	1-1	0-1-1	2	2	1	0	1	13
Wyoming*	31	4-10	0-1	4-4	1-1-2	1	0	1	0	3	12
at UNLV*	30	4-9	0-1	5-5	0-4-4	3	2	1	0	0	13
San Diego State*	30	7-17	1-6	4-4	0-4-4	2	2	3	0	0	19
Utah State*	36	3-13	1-6	3-3	0-1-1	2	4	1	0	0	10
at Air Force*	29	4-11	1-6	4-5	1-1-2	0	0	3	0	0	13
at San Jose State*	34	7-11	2-3	1-1	0-4-4	1	2	1	0	0	17
Nevada*	30	6-9	1-2	1-3	0-3-3	0	3	1	0	0	14
Boise State*	34	6-15	2-7	0-0	0-0-0	1	2	2	0	0	14
at Wyoming*	28	4-10	2-4	5-6	0-3-3	3	2	0	0	0	15
UNLV*	33	3-15	1-5	4-6	1-2-3	1	1	1	0	0	11
at Nevada*	23	4-7	3-3	6-6	0-0-0	3	1	0	0	0	17
at San Diego State*	24	1-10	0-6	0-0	0-2-2	0	1	2	0	0	2
Colorado State*	30	6-13	1-2	3-4	1-5-6	1	1	1	0	3	16
Air Force*	38	5-12	2-5	4-4	1-1-2	1	0	3	0	0	16
at Boise State*	33	5-13	3-8	6-6	0-1-1	1	4	3	0	0	19
Fresno State*	22	5-13	4-5	5-6	0-0-0	3	4	1	0	0	19
at Utah State					-ILL-						
vs. Air Force*	19	3-5	1-3	3-3	1-1-2	0	1	1	0	0	10
vs. Boise State*	21	2-11	0-3	0-0	0-1-1	0	1	0	1	0	4

* game started

SEASON NOTES

- 3rd-Team All-Mountain West (media)
- Tri-Captain
- Had 19 points (4-5 3FG) vs. Fresno State (Mar. 6)
- Scored 19 points at Boise State (Mar. 2)
- Had 16 points and a season-high six rebounds vs. No. 22 Colorado State (Feb. 21)
- Had 17 points (3-3 3FG), including go-ahead three in final minute, at Nevada (Feb. 13)
- Had 17 points (7-11 FG) at San Jose State (Jan. 24)
- Scored 19 points vs. #19 San Diego State (Jan. 13)
- Had 17 points vs. Eastern New Mexico in his return to action (Dec. 29)
- Missed seven games due to injury (Nov. 24-Dec. 20)
- Scored 27 points vs. Toledo (Nov. 21)
- Season-high 29 points vs. UT Arlington (Nov. 16), including 22 in first half (most by a Lobo since 2015-16)

UNM CAREER RECORD BOOK

	Total	Rank	Up Next
Points:	1,595	10th	Rob Robbins (1,739-9th)
FGs:	558	10th	Willie Long (560-9th)
FT%	.814	10th	Ron Nelson (.817-9th)
3FG	134	20th	Mark Walters (136-19th)

	2023-24	CAREER	STREAK
Double Figure Scoring	22	99	-
20-Point Games	2	33	-
30-Point Games	-	2	-

CAREER STATISTICS

Year	G-GS	Min-Avg.	FG-FGA	Pct.	3FG-3FGA	Pct.	FT-FTA	Pct.	Off-Def.	Reb-Avg.	PF-DQ	Ast	TO	Blk	Stl	Pts-Avg
2020-21 ^	29-8	641-22.1	85-243	.350	24-87	.276	43-54	.796	7-38	45-1.6	42-0	45	30	3	12	237-8.2
Conf	20-6	489-24.5	62-182	.341	9-67	.284	33-40	.825	4-35	39-2.0	33-0	29	24	2	8	176-8.8
2021-22	32-32	1084-33.9	207-484	.428	50-146	.342	118-150	.787	8-79	87-2.7	58-1	67	66	4	19	582-18.2
Conf	17-17	600-35.3	107-260	.412	24-71	.338	69-89	.775	3-45	48-2.8	36-1	36	32	1	11	307-18.1
2022-23	34-34	1145-33.7	233-545	.428	47-123	.382	138-169	.817	10-98	108-3.2	77-0	70	56	2	25	651-19.1
Conf	18-18	630-35.0	134-307	.436	29-73	.397	81-98	.827	5-47	52-2.9	45-0	35	33	0	12	378-21.0
2023-24	25-25	736-29.4	118-318	.371	37-110	.336	89-105	.848	6-46	52-2.1	28-0	41	35	3	8	362-14.5
Conf	17-17	516-30.4	79-203	.389	26-74	.351	56-64	.875	5-33	38-2.2	25-0	31	25	1	7	240-14.1
Total	120-99	3605-30.0	643-1590	.404	158-466	.339	388-478	.812	31-261	292-2.4	205-1	223	187	12	64	1832-15.3
UNM Total	91-91	2965-32.6	558-1347	.414	134-379	.354	345-424	.814	24-223	247-2.7	163-1	178	157	9	52	1595-17.5

^ at Minnesota

Graduate | Guard | 6-0 | 175 | Phoenix, AZ | Shadow Mountain HS [Arizona State]



Season Highs

Pts	29	vs. Boise State (3/14/24) ^{MW}
Reb	9	at Utah State (3/9/24)
FG	10	vs. Boise State (3/14/24) ^{MW}
FGA	21	vs. Boise State (3/14/24) ^{MW}
3FG	5	vs. New Mexico State (12/2/23)
3FGA	10	twice
FT	10	vs. UNLV (2/10/24)
FTA	10	twice
Ast	6	three times
Blk	1	three times
Stl	6	vs. Santa Clara (12/9/23)
Min	37	vs. UC Irvine (12/20/23)

Career Highs

42	at Air Force (2/5/22)
9	at Utah State (3/9/24)
15	at Air Force (2/5/22)
23	vs. Wyoming (2/15/22)
5	three times
10	twice
12	vs. UNLV (3/5/22)
13	vs. UNLV (3/5/22)
12	vs. San Jose State (1/28/22)
3	twice
8	vs. Grambling State (11/15/21)
47	at Nevada (1/23/23)

MW Career Highs

42	at Air Force (2/5/22)
9	at Utah State (3/9/24)
15	at Air Force (2/5/22)
23	vs. Wyoming (2/15/22)
5	vs. Colorado State (12/28/22)
10	twice
12	vs. UNLV (3/5/22)
13	vs. UNLV (3/5/22)
12	vs. San Jose State (1/28/22)
3	at Wyoming (12/31/22)
6	three times
47	at Nevada (1/23/23)

15.5 PPG | 3.4 APG | 28.9 MPG | 2.3 SPG

2023-24 GAME-BY-GAME

Opponent	MP	FG-A	3G-A	FT-A	O-D-T	PF	A	TO	BS	ST	TP
Texas Southern*	19	1-6	1-3	5-5	0-2-2	2	4	4	1	2	8
at Saint Mary's					-INJ-						
UT Arlington					-INJ-						
vs. Toledo					-INJ-						
vs. Rice					-INJ-						
vs. Pepperdine					-INJ-						
Louisiana Tech*	33	4-15	1-6	7-9	0-6-6	4	4	0	0	2	16
New Mexico State*	26	9-11	5-6	5-5	0-3-3	2	4	1	0	4	28
UC Santa Barbara*	26	2-10	1-5	0-0	0-0-0	3	4	3	0	4	5
vs. Santa Clara*	22	3-12	0-5	3-4	0-1-1	4	3	0	0	6	9
at New Mexico State*	28	4-14	2-4	4-6	4-1-5	3	3	3	0	2	14
UC Irvine*	37	5-16	1-3	9-9	1-2-3	3	5	0	0	0	20
Eastern New Mexico*	27	9-20	4-9	0-0	0-3-3	3	5	0	1	2	22
at Colorado State*	19	5-8	4-5	0-0	0-4-4	4	1	4	0	2	14
Wyoming*	31	3-15	0-5	4-6	1-3-4	4	5	1	0	5	10
at UNLV*	26	7-11	2-5	0-0	0-3-3	4	6	3	0	0	16
San Diego State*	33	7-16	4-9	8-8	1-5-6	3	5	1	1	3	26
Utah State*	26	6-12	2-6	0-0	0-1-1	5	1	2	0	2	14
at Air Force*	27	4-9	0-4	1-2	0-2-2	4	3	2	0	4	9
at San Jose State*	32	6-15	3-7	3-4	1-2-3	1	4	0	0	2	18
Nevada*	34	7-13	4-8	3-3	0-0-0	3	6	3	0	6	21
Boise State*	28	2-15	1-8	7-7	2-5-7	4	3	2	0	1	12
at Wyoming*	35	6-15	4-10	1-1	2-6-8	1	4	2	0	1	17
UNLV*	32	4-15	2-4	10-10	1-1-2	4	2	1	0	1	20
at Nevada*	31	6-14	1-4	0-0	0-0-0	4	4	1	0	1	13
at San Diego State*	34	6-13	3-7	7-9	0-3-3	0	2	5	0	4	22
Colorado State*	36	6-18	2-4	0-0	0-2-2	3	3	0	1	2	14
Air Force*	20	3-11	1-6	1-1	2-3-5	4	1	3	0	0	8
at Boise State*	31	2-12	0-8	5-6	0-6-6	3	1	2	0	0	9
Fresno State*	25	3-16	2-10	2-2	1-4-5	2	2	0	1	2	10
at Utah State*	31	4-11	1-3	6-7	3-6-9	4	6	5	0	3	15
vs. Air Force*	25	6-13	2-6	2-2	0-2-2	1	3	2	0	3	16
vs. Boise State*	35	10-21	1-5	8-10	0-3-3	1	2	1	0	1	29

* game started

SEASON NOTES

- Naismith Defensive Player of the Year Watch List
- All-Mountain West (2nd-media, 3rd-coaches) & Mountain West Defensive Player of the Year (media)
- Mountain West Player of the Week (Jan. 29)
- Tri-Captain
- Season-high 29 points vs. Boise State in MW quarterfinal (Mar. 14)
- Had 22 points and four steals at San Diego State (Feb. 16)
- Had 21 pts, six assists and six steals vs. Nevada (Jan. 28)
- Had 18 points and four assists at San Jose State (Jan. 24)
- Had 26 points, six rebounds and five assists vs. No. 19 San Diego State (Jan. 13)
- Had 20 points and five assists vs. UC Irvine (Dec. 20)
- Had 28 points (26 in 1st half-most by a Lobo since 2003) on 9-11 FG (5-6 3FG) vs. New Mexico State (Dec. 2)

UNM CAREER RECORD BOOK

	Total	Rank	Up Next
Points:	1,502	13th	Mel Daniels (1,537-12th)
Assists:	384	T9th	Willie Banks (419-8th)
Steals:	219	2nd	Kelvin Scarborough (235-1st)
3FGs	158	T14th	Marlow White (171-13th)
FT%	.871	3rd	Anthony Mathis (.880-2nd)

	2023-24	CAREER	STREAK
Double Figure Scoring	21	80	4
20-Point Games	8	28	1
30-Point Games	-	4	-
40-Point Games	-	1	-
Double-Doubles	-	2	-
10-Assist Games	-	2	-

CAREER STATISTICS

Year	G-GS	Min-Avg.	FG-FGA	Pct.	3FG-3FGA	Pct.	FT-FTA	Pct.	Off-Def.	Reb-Avg.	PF-DQ	Ast	TO	Blk	Stl	Pts-Avg
2019-20 ^	30-0	481-16.0	34-123	.276	16-60	.267	33-43	.767	11-46	57-1.9	52-0	35	25	2	38	117-3.9
Conf	18-0	238-13.2	7-50	.140	4-25	.160	13-20	.650	4-17	21-1.2	28-0	11	9	1	16	31-1.7
2020-21 ^	21-0	393-18.7	40-103	.388	23-59	.390	9-13	.692	4-38	42-2.0	33-0	31	26	0	34	112-5.3
Conf	14-0	275-19.6	30-72	.417	17-42	.405	5-9	.556	2-25	27-1.9	23-0	18	17	0	20	82-5.9
2021-22	31-31	995-32.1	167-403	.414	47-148	.318	144-162	.889	16-97	113-3.6	85-2	139	105	9	68	525-16.9
Conf	17-17	568-33.4	98-228	.430	24-76	.316	77-84	.917	13-59	72-4.2	45-1	74	66	6	39	297-17.5
2022-23	32-32	1008-31.5	170-392	.434	57-151	.377	145-170	.853	14-112	126-3.9	79-2	149	71	20	86	542-16.9
Conf	16-16	533-33.3	91-212	.429	28-80	.350	64-73	.877	7-61	68-4.3	43-2	68	39	9	41	274-17.1
2023-24	28-28	809-28.9	140-377	.371	54-165	.327	101-116	.871	19-79	98-3.5	83-1	96	51	5	65	435-15.5
Conf	18-18	530-29.5	87-239	.364	36-113	.319	58-66	.879	14-56	70-3.9	57-1	59	37	3	39	268-14.9
Total	142-91	3683-25.9	551-1398	.394	197-583	.338	432-504	.857	64-372	436-3.1	332-5	450	278	36	291	1731-12.2
UNM Total	91-91	2813-30.9	477-1172	.407	158-464	.341	390-448	.871	49-288	337-3.7	247-5	384	227	34	219	1502-16.5


^ at Arizona State



#11

QUINTON WEBB

R-Freshman | Guard | 6-6 | 205 | San Bernardino, CA | Etiwanda



Season Highs

Pts	7	twice
Reb	4	vs. Texas Southern (11/6/23)
FG	3	twice
FGA	6	vs. New Mexico State (12/2/23)
3FG	1	five times
3FGA	4	vs. New Mexico State (12/2/23)
FT	1	vs. Texas Southern (11/6/23)
FTA	2	twice
Ast	1	vs. Toledo (11/21/23)
Blk	2	vs. Air Force (3/13/24) ^{MWIT}
Stl	2	four times
Min	19	twice

Career Highs

7	twice
4	vs. Texas Southern (11/6/23)
3	twice
6	vs. New Mexico State (12/2/23)
1	five times
4	vs. New Mexico State (12/2/23)
1	vs. Texas Southern (11/6/23)
2	twice
1	vs. Toledo (11/21/23)
2	vs. Air Force (3/13/24) ^{MWIT}
2	four times
19	twice

MW Career Highs

2	twice
1	twice
1	twice
1	three times
--	
--	
--	
--	
2	vs. Air Force (3/13/24) ^{MWIT}
1	at Utah State (3/9/24)
6	vs. Fresno State (3/6/24)

2.1 PPG | 1.5 RPG | 9.4 MPG | 50% FG

2023-24 GAME-BY-GAME

Opponent	MP	FG-A	3G-A	FT-A	O-D-T	PF	A	TO	BS	ST	TP
Texas Southern	12	1-2	1-2	1-2	0-4-4	0	0	0	1	1	4
at Saint Mary's	14	2-3	1-2	0-0	0-1-1	1	0	0	0	1	5
UT Arlington	4	0-1	0-1	0-0	0-1-1	0	0	0	0	0	0
vs Toledo	10	0-0	0-0	0-0	1-1-2	3	1	0	0	2	0
vs. Rice	19	3-5	1-2	0-0	0-2-2	2	0	0	0	0	7
vs. Pepperdine	19	2-2	1-1	0-0	0-3-3	3	0	1	0	0	5
Louisiana Tech	4	0-1	0-0	0-0	1-1-2	0	0	0	0	0	0
New Mexico State	15	3-6	1-4	0-2	1-2-3	4	0	0	0	0	7
UC Santa Barbara	15	2-3	0-1	0-0	0-3-3	3	0	1	0	2	4
vs. Santa Clara	10	1-2	0-1	0-0	0-1-1	3	2	0	3	0	2
at New Mexico State	7	0-1	0-1	0-0	0-0-0	1	0	0	0	0	0
UC Irvine	1	0-0	0-0	0-0	0-0-0	0	0	0	0	0	0
Eastern New Mexico	17	0-3	0-2	0-0	2-1-3	3	0	0	0	2	0
at Colorado State					-DNP-						
Wyoming					-DNP-						
at UNLV					-DNP-						
San Diego State	1	0-0	0-0	0-0	0-0-0	0	0	0	0	0	0
Utah State					-DNP-						
at Air Force	3	1-1	0-0	0-0	0-0-0	0	0	0	0	0	2
at San Jose State					-DNP-						
Nevada					-DNP-						
Boise State					-DNP-						
at Wyoming					-DNP-						
UNLV					-DNP-						
at Nevada					-DNP-						
at San Diego State					-DNP-						
Colorado State					-DNP-						
Air Force					-DNP-						
at Boise State					-DNP-						
Fresno State	6	0-1	0-0	0-0	1-0-1	0	0	0	0	0	0
at Utah State	7	0-0	0-0	0-0	0-0-0	1	0	0	0	1	0
vs. Air Force	6	1-1	0-0	0-0	1-0-1	1	0	1	2	0	2
vs. Boise State					-DNP-						

SEASON NOTES


- Had two points and two blocks vs. Air Force in MW Tournament (Mar. 13)
- Scored first two career MW points at Air Force (Jan. 20)
- Had four points vs. UC Santa Barbara (Dec. 6)
- Tied a career high with seven points vs. New Mexico State (Dec. 2)
- Scored five points vs. Pepperdine (Nov. 24)
- Career-high seven points vs. Rice (Nov. 22)
- Scored five points at No. 23 Saint Mary's (Nov. 9)
- Had four points and four rebounds in his collegiate debut on his birthday vs. Texas Southern (Nov. 6)
- Averaged 8.5 points and 7.0 rebounds per game in the two exhibition wins over CSU Pueblo and NM Highlands

	2023-24	CAREER	STREAK
Double Figure Scoring	-	-	-

CAREER STATISTICS

Year	G-GS	Min-Avg.	FG-FGA	Pct.	3FG-3FGA	Pct.	FT-FTA	Pct.	Off-Def.	Reb-Avg.	PF-DQ	Ast	TO	Blk	Stl	Pts-Avg
2022-23									Redshirt season							
Conf	--															
2023-24	18-0	169-9.4	16-32	.500	5-17	.294	1-4	.250	7-20	27-1.5	25-0	1	6	3	11	38-2.1
Conf	4-0	16-4.0	1-2	.500	0-0	.000	0-0	.000	1-0	1-0.3	1-0	0	0	0	1	2-0.5

Graduate | Forward | 6-5 | 210 | Lubumbashi, DR Congo | Spire Academy [Western Texas/Texas A&M-Corpus Christi]



Season Highs

Pts	11	vs. Santa Clara (12/9/23)
Reb	9	vs. UC Santa Barbara (12/6/23)
FG	3	at New Mexico State (12/15/23)
FGA	8	vs. Santa Clara (12/9/23)
3FG	2	at New Mexico State (12/15/23)
3FGA	3	at New Mexico State (12/15/23)
FT	7	vs. Santa Clara (12/9/23)
FTA	8	vs. Santa Clara (12/9/23)
Ast	2	twice
Blk	1	twice
Stl	2	three times
Min	22	vs. Santa Clara (12/9/23)

NCAA Career Highs

28	twice
17	five times
10	vs. Northwestern State (1/6/22) ^{AMCC}
17	vs. Alabama (3/16/23) ^{AMCC}
3	vs. New Orleans (1/14/23) ^{AMCC}
4	four times
19	vs. Northwestern State (2/25/23) ^{AMCC}
24	vs. Northwestern State (2/25/23) ^{AMCC}
5	vs. UTRGV (11/27/22) ^{AMCC}
2	at Mississippi State (11/7/22) ^{AMCC}
4	three times
38	vs. Houston Baptist (1/22/22) ^{AMCC}

MW Career Highs

4	vs. Utah State (1/16/24)
5	vs. Air Force (3/13/24) ^{MWT}
1	twice
2	three times
--	
1	three times
4	vs. Utah State (1/16/24)
4	vs. Utah State (1/16/24)
2	vs. Air Force (3/13/24) ^{MWT}
1	at Colorado State (1/2/24)
2	at San Diego State (2/16/24)
10	vs. Wyoming (1/6/24)

1.8 PPG | 2.8 RPG | 9.0 MPG

2023-24 GAME-BY-GAME

Opponent	MP	FG-A	3G-A	FT-A	O-D-T	PF	A	TO	BS	ST	TP
Texas Southern	9	0-2	0-0	0-0	2-1-3	1	1	0	0	0	0
at Saint Mary's	2	0-0	0-0	0-0	0-0-0	1	0	0	0	0	0
UT Arlington	13	0-2	0-1	0-0	2-1-3	2	0	1	0	0	0
vs. Toledo	2	0-0	0-0	0-0	0-0-0	0	1	0	0	0	0
vs. Rice	13	2-2	0-0	1-2	3-4-7	1	0	0	0	0	5
vs. Pepperdine	16	1-3	0-1	0-2	0-2-2	1	2	0	1	0	2
Louisiana Tech					-DNP-						
New Mexico State	17	1-1	1-1	3-4	2-4-6	1	0	1	0	0	6
UC Santa Barbara	17	0-2	0-1	0-0	1-8-9	2	0	1	0	0	0
vs. Santa Clara	22	2-8	0-1	7-8	4-3-7	0	0	0	0	2	11
at New Mexico State	19	3-6	2-3	1-4	2-4-6	3	1	1	0	1	9
UC Irvine					-INJ-						
Eastern New Mexico	17	0-3	0-1	1-2	3-4-7	2	1	0	0	2	1
at Colorado State	5	0-0	0-0	0-0	0-0-0	0	0	0	1	0	0
Wyoming	10	0-0	0-0	0-0	1-3-4	2	0	1	0	0	0
at UNLV	4	0-0	0-0	0-0	0-0-0	0	0	1	0	0	0
San Diego State	1	0-0	0-0	0-0	0-0-0	0	0	0	0	0	0
Utah State	9	0-0	0-0	4-4	2-1-3	0	0	0	0	0	4
at Air Force	3	0-1	0-1	0-0	0-1-1	1	0	1	0	0	0
at San Jose State					-DNP-						
Nevada	7	0-1	0-0	0-0	0-2-2	0	1	1	0	0	0
Boise State					-DNP-						
at Wyoming	2	0-1	0-1	0-0	0-0-0	0	0	1	0	0	0
UNLV					-DNP-						
at Nevada					-DNP-						
at San Diego State	4	0-0	0-0	0-0	0-1-1	0	1	0	0	2	0
Colorado State					-DNP-						
Air Force					-DNP-						
at Boise State	2	0-0	0-0	0-0	0-0-0	0	0	0	0	0	0
Fresno State	7	1-2	0-0	0-0	0-1-1	1	0	0	0	0	2
at Utah State					-DNP-						
vs. Air Force	8	0-2	0-1	2-2	2-3-5	1	2	0	0	0	2
vs. Boise State	6	1-2	0-0	0-0	0-1-1	0	0	0	0	0	2

SEASON NOTES

- Scored two points vs. Boise State in MW quarterfinal (Mar. 14)
- Had two points, five rebounds and two assists vs. Air Force in MW Tournament (Mar. 13)
- Scored two points vs. Fresno State on his senior night (Mar. 6)
- Had four points and three rebounds vs. No. 16 Utah State (Jan. 16)
- Had nine points (including his 1000th career NCAA point) and six rebounds at New Mexico State (Dec. 15)
- Had 11 points and seven rebounds vs. Santa Clara (Dec. 9)
- Grabbed a season-high nine rebounds vs. UCSB (Dec. 6)
- Had seven points and six rebounds vs. New Mexico State (Dec. 2)
- Had two points, two rebounds and two assists vs. Pepperdine (Nov. 24)
- Had five points and seven rebounds vs. Rice (Nov. 22)
- Had three rebounds in UNM debut vs. Texas Southern (Nov. 6)
- Missed the two exhibitions due to injury

	2023-24	CAREER	STREAK
Double-Doubles	-	27	-
Double Figure Scoring	1	28	-
20-Point Games	-	16	-
10-Rebound Games	-	31	-

CAREER STATISTICS

Year	G-GS	Min-Avg.	FG-FGA	Pct.	3FG-3FGA	Pct.	FT-FTA	Pct.	Off-Def.	Reb-Avg.	PF-DQ	Ast	TO	Blk	Stl	Pts-Avg
2019-20 ^	32-24	1044-32.6	178-272	.654	2-14	.143	60-96	.625	112-144	256-8.0	50-0	54	62	10	34	418-13.1
2020-21 #	23-23	660-28.7	126-209	.603	9-17	.529	101-132	.765	102-159	261-11.3	44-0	25	48	4	25	362-15.7
2021-22 %	35-31	907-25.9	148-280	.529	9-29	.310	158-201	.786	125-205	330-9.4	79-1	43	67	3	41	463-13.2
Conf	14-14	408-29.1	56-123	.455	2-12	.167	74-91	.813	60-90	150-10.7	34-1	14	29	0	16	188-13.4
2022-23 %	35-33	949-27.1	160-298	.537	15-40	.375	172-206	.835	120-226	346-9.9	71-0	41	60	3	47	507-14.5
Conf	18-17	500-27.8	81-50	.540	8-17	.471	107-129	.829	55-126	181-10.1	43-0	19	33	0	21	277-15.4
2023-24	24-0	216-9.0	11-38	.289	3-12	.250	19-28	.679	24-44	68-2.8	18-0	11	9	2	7	44-1.8
Conf	11-0	54-4.9	1-5	.200	0-2	.000	4-4	1.000	3-9	12-1.1	3-0	3	5	1	2	6-0.5
NCAA	94-64	2072-22.0	319-616	.518	27-81	.333	349-435	.802	269-475	744-7.9	168-1	95	136	8	95	1014-10.8

[^] at Gillette College | [#] at Western Texas | [%] at Texas A&M-Corpus Christi



Season Highs		
Pts	27	vs. Toledo (11/21/23)
Reb	16	twice
FG	12	at Air Force (1/20/24)
FGA	15	twice
3FG	2	twice
3FGA	3	twice
FT	5	vs. Toledo (11/21/23)
FTA	10	vs. San Diego State (1/13/24)
Ast	3	vs. Toledo (11/21/23)
Blk	5	three times
Stl	3	twice
Min	34	twice

Career Highs		
Pts	27	vs. Toledo (11/21/23)
Reb	16	twice
FG	12	at Air Force (1/20/24)
FGA	15	twice
3FG	2	twice
3FGA	3	twice
FT	5	vs. Toledo (11/21/23)
FTA	10	vs. San Diego State (1/13/24)
Ast	3	vs. Toledo (11/21/23)
Blk	5	three times
Stl	3	twice
Min	34	twice

MW Career Highs		
Pts	25	at Air Force (1/20/24)
Reb	16	twice
FG	12	at Air Force (1/20/24)
FGA	15	twice
3FG	2	vs. Boise State (1/31/24)
3FGA	3	at Wyoming (2/6/24)
FT	4	twice
FTA	10	vs. San Diego State (1/13/24)
Ast	2	twice
Blk	5	three times
Stl	2	four times
Min	34	vs. Boise State (3/14/24) ^{MWIT}

12.4 PPG | 9.0 RPG | 26.1 MPG | 1.9 BPG | 63% FG

2023-24 GAME-BY-GAME

Opponent	MP	FG-A	3G-A	FT-A	O-D-T	PF	A	TO	BS	ST	TP
Texas Southern	18	4-6	0-1	3-3	3-6-9	2	0	2	2	2	11
at Saint Mary's*	16	4-6	0-1	0-0	2-4-6	5	0	1	1	0	8
UT Arlington*	27	7-11	0-1	1-2	4-6-10	2	0	1	1	0	15
vs. Toledo*	34	11-12	0-1	5-5	3-8-11	3	3	3	1	1	27
vs. Rice*	22	6-8	0-0	1-1	1-5-6	1	1	0	4	3	13
vs. Pepperdine*	20	4-6	0-0	3-5	3-5-8	4	2	1	1	0	11
Louisiana Tech*	28	4-7	0-0	0-1	5-2-7	5	0	0	2	2	8
New Mexico State*	14	1-1	0-0	3-5	1-2-3	3	0	0	1	2	5
UC Santa Barbara*	25	8-9	2-3	0-1	2-2-4	0	1	0	3	2	18
vs. Santa Clara*	24	5-8	0-0	1-4	2-4-6	2	0	2	2	1	11
at New Mexico State*	30	8-14	0-1	2-3	8-3-11	1	0	5	0	1	18
UC Irvine*	28	3-7	0-2	3-4	3-8-11	3	0	3	2	3	9
Eastern New Mexico*	17	3-4	0-0	1-1	2-5-7	3	0	1	0	1	7
at Colorado State*	30	8-14	1-2	0-3	3-8-11	3	2	1	0	1	17
Wyoming*	26	3-4	0-0	0-2	1-5-6	3	1	0	3	1	6
at UNLV*	29	7-11	0-1	2-2	3-3-6	2	0	2	1	0	16
San Diego State*	31	8-15	0-1	1-10	9-7-16	3	1	1	5	2	17
Utah State*	19	5-6	0-1	2-3	0-5-5	4	0	0	1	1	12
at Air Force*	31	12-15	1-2	0-0	6-7-13	3	0	0	1	0	25
at San Jose State*	31	5-11	0-1	4-5	3-7-10	3	2	2	5	0	14
Nevada*	22	2-3	1-1	0-0	1-4-5	3	0	0	2	0	5
Boise State*	32	3-7	2-2	0-0	6-9-15	2	0	2	4	2	8
at Wyoming*	30	5-11	1-3	0-0	6-7-13	1	1	0	1	2	11
UNLV*	30	3-9	0-1	2-4	6-6-12	4	0	0	5	1	8
at Nevada*	30	5-10	0-1	1-1	3-6-9	4	1	1	1	0	11
at San Diego State*	30	7-10	0-0	4-4	7-3-10	4	0	1	0	1	18
Colorado State*	25	2-5	0-0	1-2	1-7-8	4	0	0	2	0	5
Air Force*	29	2-5	0-0	2-4	2-5-7	2	0	1	2	0	6
at Boise State*	27	9-12	1-1	2-2	4-4-8	4	0	0	3	2	21
Fresno State*	30	7-8	1-2	0-0	5-11-16	0	0	1	3	1	15
at Utah State*	21	7-11	0-0	0-0	2-1-3	2	0	0	0	1	14
vs. Air Force*	23	8-12	1-1	1-1	6-5-11	2	1	0	1	2	18
vs. Boise State*	34	1-5	0-1	0-1	3-10-13	1	3	1	3	1	2

* game started

SEASON NOTES

- 2nd-Team All-Mountain West and Mountain West Freshman of the Year (coaches and media)
- Record-tying nine-time Mountain West Freshman of the Week
- Had 15 points (7-8 FG), 16 rebounds and three blocks vs. Fresno State (Mar. 6)
- Had 21 points (9-12 FG) at Boise State (Mar. 2)
- Had 18 points and 10 rebounds at San Diego State for ninth double-double (Feb. 16)
- Had 11 points and 13 rebounds at Wyoming (Feb. 6)
- Had 23 points (12-15 FGs) and 13 rebounds at Air Force (Jan. 20) for 1st 20 & 10 game by a UNM freshman vs. a MW opponent
- Had 17 points, 16 rebounds (9 offensive - ties UNM freshman record) and five blocks vs. No. 19 San Diego St (Jan. 13)
- Had 17 points and 11 rebounds at No.13 Colorado State (Jan. 2)
- Had 18 points and 11 rebounds (eight offensive) at New Mexico State (Dec.15)
- Scored 18 points (8-9 FG) vs. UC Santa Barbara (Dec. 6)
- First Lobo in history to post consecutive double-doubles after 27 points and 11 rebounds vs. Toledo (Nov. 21)
- Had first career double-double with 15 points and 10 rebounds vs. UT Arlington (Nov. 16)

	2023-24	CAREER	STREAK
Double-Doubles	11	11	-
Double Figure Scoring	21	21	-
20-Point Games	3	3	-
10- Rebound Games	15	15	2


CAREER STATISTICS

Year	G-GS	Min-Avg.	FG-FGA	Pct.	3FG-3FGA	Pct.	FT-FTA	Pct.	Off-Def.	Reb-Avg.	PF-DQ	Ast	TO	Blk	Stl	Pts-Avg
2023-24	33-32	860-26.1	177-283	.625	11-31	.355	45-79	.570	116-180	296-9.0	88-2	19	32	63	36	410-12.4
Conf	18-18	502-27.9	100-167	.599	8-19	.421	21-42	.500	68-105	173-9.6	51-0	8	12	39	15	229-12.7



#21 SEBASTIAN FORSLING

Junior | Center | 7-0 | 240 | Floda, Sweden | RIG Mark



Season Highs

Pts	8	vs. Texas Southern (11/6/23)
Reb	3	three times
FG	3	vs. Texas Southern (11/6/23)
FGA	3	vs. Texas Southern (11/6/23)
3FG	--	
3FGA	1	vs. Eastern New Mexico (12/29/23)
FT	2	vs. Texas Southern (11/6/23)
FTA	2	three times
Ast	2	vs. Rice (11/22/23)
Blk	1	vs. New Mexico State (12/2/23)
Stl	--	
Min	14	vs. New Mexico State (12/2/23)

Career Highs

8	vs. Texas Southern (11/6/23)
10	vs. Northern New Mexico (2/11/22)
3	twice
5	vs. Denver (12/9/21)
1	vs. Nevada (3/9/22)
1	eight times
5	vs. UTSA (12/10/22)
6	vs. UTSA (12/10/22)
2	three times
3	vs. Wyoming (2/15/22)
1	six times
26	at Colorado State (1/19/22)

MW Career Highs

6	vs. Nevada (3/9/22) ^{MWT}
8	vs. Boise State (1/15/22)
2	six times
4	vs. Fresno State (1/25/22)
1	vs. Nevada (3/9/22) ^{MWT}
1	six times
2	vs. Utah State (1/8/22)
4	vs. Utah State (1/8/22)
2	at Utah State (2/22/22)
3	vs. Wyoming (2/15/22)
1	four times
26	at Colorado State (1/19/22)

1.1 PPG | 1.0 RPG | 4.5 MPG | 69% FG

2023-24 GAME-BY-GAME

Opponent	MP	FG-A	3G-A	FT-A	O-D-T	PF	A	TO	BS	ST	TP
Texas Southern	11	3-3	0-0	2-2	0-3-3	1	0	0	0	0	8
at Saint Mary's	8	0-0	0-0	0-0	0-1-1	1	1	1	0	0	0
UT Arlington					-DNP-						
vs. Toledo	1	0-0	0-0	0-0	0-0-0	0	0	0	0	0	0
vs. Rice	9	1-1	0-0	0-1	1-1-2	4	2	0	0	0	2
vs. Pepperdine	4	0-0	0-0	0-0	0-0-0	0	1	0	0	0	0
Louisiana Tech					-DNP-						
New Mexico State	14	1-1	0-0	0-0	0-2-2	2	0	2	1	0	2
UC Santa Barbara	2	0-0	0-0	0-0	0-0-0	1	0	0	0	0	0
vs. Santa Clara	5	0-0	0-0	1-2	0-0-0	1	1	0	0	0	1
at New Mexico State	2	0-0	0-0	0-0	0-0-0	1	1	0	0	0	0
UC Irvine	7	0-2	0-0	0-0	1-0-1	2	1	0	0	0	0
Eastern New Mexico	9	0-1	0-1	0-2	1-2-3	2	1	0	0	0	0
at Colorado State					-DNP-						
Wyoming					-DNP-						
at UNLV					-DNP-						
San Diego State	4	1-1	0-0	0-0	0-0-0	0	0	0	0	0	2
Utah State	1	0-0	0-0	0-0	0-0-0	0	0	0	0	0	0
at Air Force	2	0-0	0-0	0-0	0-0-0	1	0	0	0	0	0
at San Jose State	2	1-1	0-0	0-0	0-0-0	0	0	0	0	0	2
Nevada	2	0-0	0-0	0-0	1-1-2	0	0	0	0	0	0
Boise State					-DNP-						
at Wyoming					-DNP-						
UNLV					-DNP-						
at Nevada					-DNP-						
at San Diego State	2	0-0	0-0	0-0	0-0-0	0	0	0	0	0	0
Colorado State					-DNP-						
Air Force					-DNP-						
at Boise State	1	0-0	0-0	0-0	0-1-1	0	0	0	0	0	0
Fresno State	3	2-2	0-0	1-1	1-1-2	0	0	0	0	0	5
at Utah State					-DNP-						
vs. Air Force	3	0-1	0-0	0-0	2-1-3	0	0	0	0	0	0
vs. Boise State					-DNP-						

SEASON NOTES

- Grabbed three rebounds vs. Air Force in MW Tournament (Mar. 13)
- Had five points and two rebounds vs. Fresno State (Mar. 6)
- Had two points at San Jose State (Jan. 24)
- Scored two points vs. No. 19 San Diego State (Jan. 13)
- Had three rebounds vs. Eastern New Mexico (Dec. 29)
- Had two points and two rebounds vs. New Mexico State (Dec. 2)
- Had two points, two rebounds and two assists vs. Rice (Nov. 22)
- Scored a career-high eight points (3-3 FG) vs. Texas Southern (Nov. 6)
- Averaged 2.5 rebounds per game in the two exhibition wins over CSU Pueblo and NM Highlands

	2023-24	CAREER	STREAK
10-Rebound Games	-	1	-

CAREER STATISTICS

Year	G-GS	Min-Avg.	FG-FGA	Pct.	3FG-3FGA	Pct.	FT-FTA	Pct.	Off-Def.	Reb-Avg.	PF-DQ	Ast	TO	Blk	Stl	Pts-Avg
2021-22	27-13	391-14.5	24-48	.500	1-7	.143	7-16	.438	34-31	65-2.4	63-2	13	19	9	6	56-2.1
Conf	17-10	277-16.3	12-28	.429	0-5	.000	4-10	.400	21-24	45-2.6	47-1	9	15	7	2	28-1.6
2022-23	21-0	137-6.5	10-14	.714	0-0	.000	12-15	.800	13-20	33-1.6	28-0	4	8	10	4	32-1.5
Conf	9-0	52-5.8	4-5	.800	0-0	.000	0-0	.000	4-6	10-1.1	6-0	1	3	5	2	8-0.9
2023-24	20-0	90-4.5	9-13	.692	0-1	.000	4-8	.500	7-13	20-1.0	16-0	8	3	1	0	22-1.1
Conf	8-0	17-2.1	4-4	1.000	0-0	.000	1-1	1.000	2-3	5-0.6	1-0	0	0	0	0	9-1.1
Total	68-13	618-9.1	43-75	.573	1-8	.125	23-39	.590	54-64	118-1.7	107-2	25	30	20	10	110-1.6

Senior | Forward | 6-9 | 225 | Helsinki, Finland | HBA-Marsky [Dayton]



Season Highs

Pts	18	at Utah State (3/9/24)
Reb	11	at San Diego State (2/16/24)
FG	6	twice
FGA	11	at Wyoming (2/6/24)
3FG	3	three times
3FGA	9	at Wyoming (2/6/24)
FT	6	at UNLV (1/9/24)
FTA	7	at UNLV (1/9/24)
Ast	4	vs. UNLV (2/10/24)
Blk	2	vs. Fresno State (3/6/24)
Stl	2	four times
Min	32	at Utah State (3/9/24)

Career Highs

22	vs. La Salle (12/30/20) ^{UD}
11	twice
9	vs. La Salle (12/30/20) ^{UD}
14	twice
4	vs. Massachusetts (2/23/22) ^{UD}
9	at Wyoming (2/6/24)
8	vs. Southeastern Louisiana (12/3/22) ^{UD}
10	twice
8	vs. Alcorn State (12/20/22) ^{UD}
2	twice
3	twice
42	at Rhode Island (2/16/21) ^{UD}

MW Career Highs

18	at Utah State (3/9/24)
11	at San Diego State (2/16/24)
6	twice
11	at Wyoming (2/6/24)
3	three times
9	at Wyoming (2/6/24)
6	at UNLV (1/9/24)
7	at UNLV (1/9/24)
4	vs. UNLV (2/10/24)
2	vs. Fresno State (3/6/24)
2	twice
32	at Utah State (3/9/24)

6.9 PPG | 3.6 RPG | 19.0 MPG | 79% FT

2023-24 GAME-BY-GAME

Opponent	MP	FG-A	3G-A	FT-A	O-D-T	PF	A	TO	BS	ST	TP
Texas Southern*	17	2-6	0-2	0-0	0-1-1	2	0	0	0	0	4
at Saint Mary's*	22	1-4	1-2	2-3	0-2-2	3	0	1	0	1	5
UT Arlington	19	0-2	0-2	0-0	1-3-4	2	0	0	0	0	0
vs. Toledo	18	2-5	0-2	1-2	0-3-3	2	1	3	0	2	5
vs. Rice	14	1-4	0-3	0-0	0-1-1	2	0	0	0	2	2
vs. Pepperdine	11	0-3	0-1	0-0	0-0-0	3	0	1	0	0	0
Louisiana Tech	21	1-9	0-3	1-1	1-2-3	0	0	0	0	1	3
New Mexico State	17	2-4	0-1	3-4	0-1-1	4	1	0	1	0	7
UC Santa Barbara	9	0-6	0-4	0-0	0-2-2	1	0	0	0	0	0
vs. Santa Clara	11	0-2	0-1	2-2	1-0-1	3	2	1	0	1	2
at New Mexico State					-DNP-						
UC Irvine	14	4-7	1-4	2-2	1-3-4	3	0	0	1	0	11
Eastern New Mexico	14	4-6	1-2	2-3	0-2-2	1	1	1	0	0	11
at Colorado State	17	1-4	0-1	0-0	1-2-3	2	0	0	0	1	2
Wyoming	20	4-8	1-2	0-0	0-4-4	0	0	0	0	2	9
at UNLV	21	2-3	0-1	6-7	0-3-3	3	1	1	0	0	10
San Diego State	19	3-4	2-3	4-5	0-4-4	3	0	2	1	0	12
Utah State	17	4-6	2-4	2-2	1-3-4	3	1	0	0	0	12
at Air Force	27	4-10	1-2	2-2	4-4-8	1	3	1	0	2	11
at San Jose State	19	2-3	1-2	2-2	2-3-5	0	0	0	0	0	7
Nevada	21	3-7	2-4	3-3	1-1-2	2	1	1	0	0	11
Boise State	21	2-4	0-2	2-3	1-3-4	3	0	1	0	0	6
at Wyoming	23	4-11	3-9	2-2	1-1-2	4	0	0	0	1	13
UNLV	25	4-9	2-6	0-0	5-3-8	1	4	3	0	0	10
at Nevada	21	4-9	3-6	1-2	2-3-5	2	1	1	0	0	12
at San Diego State	30	2-5	1-2	5-5	5-6-11	3	0	2	0	1	10
Colorado State	19	1-5	1-3	1-2	0-1-1	2	1	1	0	0	4
Air Force	20	6-8	0-1	0-0	3-3-6	1	1	1	0	1	12
at Boise State	13	0-2	0-1	0-0	0-1-1	4	0	1	0	0	0
Fresno State	17	1-7	1-5	0-0	1-3-4	2	0	1	2	0	3
at Utah State	32	6-8	3-5	3-4	1-4-5	2	2	0	0	1	18
vs. Air Force	21	2-6	0-2	2-2	1-4-5	3	2	1	0	0	6
vs. Boise State	14	1-4	0-3	2-5	1-4-5	3	0	0	0	0	4

* game started

SEASON NOTES

- Mountain West Co-Sixth Man of the Year (coaches and media)
- Season-high 18 points at No. 22 Utah State (Mar. 9)
- First double-double of the season with 10 points and a career-high 11 rebounds at San Diego State (Feb. 16)
- Had 12 points and five rebounds at Nevada (Feb. 13)
- Had 10 points, eight rebounds and four assists vs. UNLV (Feb. 10)
- Had 13 points at Wyoming (Feb. 6)
- Scored 11 points vs. Nevada (Jan. 28)
- Had 11 points and season-highs of eight rebounds and three assists at Air Force (Jan. 20)
- Had 12 points, along with four rebounds vs. No. 16 Utah State (Jan. 16)
- Had 12 points along with four rebounds vs. No. 19 San Diego State (Jan. 13)
- Scored 10 points at UNLV (Jan. 9)
- Had nine points and four rebounds vs. Wyoming (Jan. 6)
- Had 11 points vs. Eastern New Mexico (Dec. 29)
- Had 11 points and four rebounds vs. UC Irvine (Dec. 20)
- Had seven points vs. New Mexico State (Dec. 2)
- Had five points at No. 23 Saint Mary's (Nov. 9)

	2023-24	CAREER	STREAK
Double-Doubles	1	3	-
Double Figure Scoring	13	49	-
20-Point Games	-	2	-
10-Rebound Games	1	4	-

CAREER STATISTICS

Year	G-GS	Min-Avg.	FG-FGA	Pct.	3FG-3FGA	Pct.	FT-FTA	Pct.	Off-Def.	Reb-Avg.	PF-DQ	Ast	TO	Blk	Stl	Pts-Avg
2020-21 %	19-15	569-29.9	68-137	.496	26-68	.382	26-34	.765	24-83	107-5.6	45-1	24	31	8	13	188-9.9
Conf	16-14	481-30.1	57-117	.487	24-59	.407	22-29	.759	21-69	90-5.6	35-1	21	26	8	11	160-10.0
2021-22 %	35-1	693-19.8	65-163	.399	28-95	.295	37-51	.725	41-101	142-4.1	57-0	26	37	7	7	195-5.6
Conf	18-1	375-20.8	37-87	.425	14-44	.318	16-24	.667	23-49	72-4.0	27-0	15	16	5	3	104-5.8
2022-23 %	34-19	1006-29.6	103-233	.442	45-123	.366	66-83	.795	40-124	164-4.8	61-0	59	46	10	8	317-9.3
Conf	18-10	513-28.5	55-123	.447	21-54	.389	15-22	.682	15-67	82-4.6	32-0	28	19	9	6	146-8.1
2023-24	32-2	606-19.0	73-181	.403	26-91	.286	50-63	.794	34-80	114-3.6	70-0	22	24	5	16	222-6.9
Conf	18-0	383-21.3	53-113	.469	23-59	.390	33-39	.846	28-52	80-4.4	38-0	15	16	3	9	162-9.0
CAREER	120-37	2871-23.9	309-714	.433	125-377	.332	179-231	.775	139-388	527-4.4	233-1	131	138	30	44	922-7.7

% at Dayton



#23

NELLY JUNIOR JOSEPH

Senior | Center | 6-10 | 240 | Benin City, Nigeria | NBA Academy Africa [Iona]



Season Highs

Pts	26	vs. Utah State (1/16/24)
Reb	16	vs. Eastern New Mexico (12/29/23)
FG	11	vs. Utah State (1/16/24)
FGA	12	vs. Utah State (1/16/24)
3FG	--	
3FGA	--	
FT	6	twice
FTA	10	twice
Ast	5	vs. Pepperdine (11/24/23)
Blk	5	twice
Stl	5	at New Mexico State (12/15/23)
Min	37	at Boise State (3/2/24)

Career Highs

28	vs. Harvard (11/13/21) ^{lona}
17	vs. Manhattan (2/17/23) ^{lona}
11	three times
16	vs. Marist (3/2/23) ^{lona}
1	vs. North Alabama (11/20/21) ^{lona}
1	nine times
10	twice
14	three times
5	twice
6	twice
5	at New Mexico State (12/15/23)
39	vs. Marist (3/11/23) ^{lona}

MW Career Highs

26	vs. Utah State (1/16/24)
13	at Nevada (2/13/24)
11	vs. Utah State (1/16/24)
12	vs. Utah State (1/16/24)
--	
--	
6	at San Jose State (1/24/24)
10	at San Jose State (1/24/24)
3	at Colorado State (1/2/24)
5	twice
4	at San Jose State (1/24/24)
37	at Boise State (3/2/24)

8.9 PPG | 8.0 RPG | 26.0 MPG | 1.4 BPG

2023-24 GAME-BY-GAME

Opponent	MP	FG-A	3G-A	FT-A	O-D-T	PF	A	TO	BS	ST	TP
Texas Southern*	21	3-9	0-0	2-3	3-2-5	2	0	0	0	2	8
at Saint Mary's*	28	5-11	0-0	1-5	6-7-13	3	1	1	1	0	11
UT Arlington*	22	1-2	0-0	3-4	1-4-5	3	0	0	3	0	5
vs. Toledo*	27	3-9	0-0	2-3	4-6-10	3	2	3	0	0	8
vs. Rice*	21	5-9	0-0	0-0	2-5-7	2	1	1	1	0	10
vs. Pepperdine*	29	5-8	0-0	3-6	4-4-8	2	5	1	0	0	13
Louisiana Tech*	29	4-6	0-0	3-5	4-7-11	4	2	1	4	1	11
New Mexico State*	17	1-2	0-0	2-2	1-1-2	2	1	1	1	0	4
UC Santa Barbara*	27	3-5	0-0	0-0	2-6-8	1	0	3	1	1	6
vs. Santa Clara*	18	3-4	0-0	1-2	1-5-6	4	0	1	0	0	7
at New Mexico State*	29	4-7	0-0	2-7	1-5-6	3	0	2	0	5	10
UC Irvine*	31	3-6	0-0	6-8	3-4-7	4	0	1	1	3	12
Eastern New Mexico*	23	5-6	0-0	3-10	4-12-16	2	2	2	3	4	13
at Colorado State*	27	3-5	0-0	1-4	1-1-2	4	3	1	1	1	7
Wyoming*	25	3-11	0-0	4-6	8-1-9	5	1	1	0	3	10
at UNLV*	25	3-7	0-0	0-1	4-5-9	3	2	3	0	0	6
San Diego State*	26	1-3	0-0	0-0	3-5-8	4	0	0	5	1	2
Utah State*	34	11-12	0-0	4-4	0-8-8	4	1	1	5	3	26
at Air Force*	18	2-3	0-0	0-1	1-3-4	2	0	3	3	0	4
at San Jose State*	27	2-3	0-0	6-10	2-5-7	2	1	1	0	4	10
Nevada*	27	6-8	0-0	0-1	2-8-10	2	1	2	2	0	12
Boise State*	27	1-2	0-0	2-2	1-3-4	3	2	0	2	0	4
at Wyoming*	25	2-4	0-0	4-5	3-7-10	1	1	4	1	0	8
UNLV*	25	1-2	0-0	0-2	2-5-7	3	0	3	3	1	2
at Nevada*	29	5-7	0-0	1-2	3-10-13	3	1	2	0	2	11
at San Diego State*	14	1-4	0-0	0-0	1-1-2	4	0	1	0	0	2
Colorado State*	36	5-8	0-0	3-6	3-9-12	4	2	0	0	1	13
Air Force*	31	6-8	0-0	5-9	4-5-9	2	0	0	3	0	17
at Boise State*	37	4-10	0-0	1-2	5-7-12	2	1	1	2	1	9
Fresno State*	23	6-7	0-0	0-0	4-8-12	1	2	0	0	2	12
at Utah State*	28	6-9	0-0	1-3	5-5-10	3	0	2	1	0	13
vs. Air Force*	26	1-5	0-0	1-2	2-2-4	1	1	2	0	0	3
vs. Boise State*	26	2-5	0-0	0-0	3-4-7	4	1	5	2	3	4

* game started

SEASON NOTES

- Had 12 points (6-7 FG) and 12 rebounds for double-double vs. Fresno State (Mar. 6)
- Double-double with 13 points and 12 rebounds vs. No. 22 Colorado State (Feb. 21)
- Double-double with 11 points (5-7 FG) and 13 rebounds at Nevada (Feb. 13)
- Double-double with 12 points (6-8 FG) and 10 rebounds vs. Nevada (Jan. 28)
- Had 10 points, seven rebounds and four steals at San Jose State (Jan. 24)
- Season-high 26 points (11-12 FG) to go with eight rebounds and five blocks vs. No. 16 Utah State (Jan. 16)
- Had eight rebounds and five blocks vs. No. 19 San Diego State (Jan. 13)
- Had 13 points, a season-high 16 rebounds to go with three blocks and four steals vs. Eastern New Mexico (Dec. 29)
- Double-double (11 pts, 11 rebs) and four blocks vs. Louisiana Tech (Nov. 29)
- Had 13 points, eight rebounds and tied a career high with five assists vs. Pepperdine (Nov. 24)
- Had 11 points and 13 rebounds at No. 23 Saint Mary's for first double-double as a Lobo (Nov. 9)

	2023-24	CAREER	STREAK
Double-Doubles	8	42	-
Double Figure Scoring	15	83	-
20-Point Games	1	9	-
10-Rebound Games	11	48	-

CAREER STATISTICS

Year	G-GS	Min-Avg.	FG-FGA	Pct.	3FG-3FGA	Pct.	FT-FTA	Pct.	Off-Def.	Reb-Avg.	PF-DQ	Ast	TO	Blk	Stl	Pts-Avg
2020-21	% 18-16	499-27.7	81-136	.596	0-1	.000	37-58	.638	51-84	135-7.5	60-4	24	41	29	11	199-11.1
Conf	9-9	232-25.8	44-70	.629	0-1	.000	20-31	.645	23-36	59-6.6	34-3	8	25	14	3	108-12.0
2021-22	% 33-32	939-28.5	160-292	.548	1-3	.333	109-166	.657	108-164	272-8.2	76-0	49	69	62	36	430-13.0
Conf	20-19	540-27.0	92-160	.575	0-2	.000	58-92	.630	60-97	157-7.9	42-0	28	43	36	24	242-12.1
2022-23	% 35-34	1112-31.8	192-349	.550	0-5	.000	136-218	.624	124-202	326-9.3	96-2	39	66	52	42	520-14.9
Conf	20-20	633-31.7	104-200	.520	0-4	.000	90-147	.612	79-130	209-10.5	51-2	21	41	27	22	298-14.9
2023-24	33-33	858-26.0	116-207	.560	0-0	.000	61-115	.530	93-170	263-8.0	92-1	34	49	45	38	293-8.9
Conf	18-18	484-26.9	68-113	.602	0-0	.000	32-58	.552	52-96	148-8.2	52-1	18	25	28	19	168-9.3
CAREER	119-115	3408-28.6	549-984	.558	1-9	.111	343-557	.616	376-620	996-8.4	324-7	146	225	188	127	1442-12.1

% at Iona



**2023-24 New Mexico Men's Basketball
Extended Season Box Score
All games**

Game Records

Record	Overall	Home	Away	Neutral
ALL GAMES	24-9	13-3	5-6	6-0
CONFERENCE	10-8	6-3	4-5	0-0
NON-CONFERENCE	14-1	7-0	1-1	6-0

Team Box Score Extended

No.	Player	GP-GS			Total			3-Point			F-Throw			Rebounds			PF			DQ			A/G			TO/G			A/TO			BLK/G			STL			PTS			AVG		
		GP	GS	MIN	AVG	FG%	FG-FGA	3FG%	3FG-3FGA	FT%	FT-FTA	OFF	DEF	TOT	AVG	PF	DQ	A	A/G	TO	TO/G	A/TO	BLK	BLK/G	STL	STL/G	PTS	AVG															
10	HOUSE, Jaelen	28-28		809:30	28.9	.371	140-377	.327	54-165	.871	19	79	98	3.5	83	1	96	3.43	51	1.82	1.88	5	0.18	65	2.32	435	15.5																
2	DENT, Donovan	32-32		1023:03	32.0	.528	189-358	.375	15-40	.685	12	72	84	2.6	62	0	179	5.59	72	2.25	2.49	23	0.72	51	1.59	480	15.0																
5	MASHBURN, JR., Jamal	25-25		735:55	29.4	.371	118-318	.336	37-110	.848	6	46	52	2.1	28	0	41	1.64	35	1.40	1.17	3	0.12	8	0.32	362	14.5																
15	TOPPIN, JT	33-32		860:29	26.1	.625	177-283	.355	11-31	.570	116	180	296	9.0	88	2	19	0.58	32	0.97	0.59	63	1.91	36	1.09	410	12.4																
23	JOSEPH, Nelly	33-33		857:38	26.0	.560	116-207	.000	0-0	.530	93	170	263	8.0	92	1	34	1.03	49	1.48	0.69	45	1.36	38	1.15	293	8.9																
3	WASHINGTON, Tru	32-1		579:44	18.1	.442	84-190	.297	19-64	.672	27	79	106	3.3	60	0	39	1.22	35	1.09	1.11	8	0.25	47	1.47	226	7.1																
22	AMZIL, Mustapha	32-2		606:29	19.0	.403	73-181	.286	26-91	.794	34	80	114	3.6	70	0	22	0.69	24	0.75	0.92	5	0.16	16	0.50	222	6.9																
0	BAKER JR., Jemarl	32-12		559:47	17.5	.410	50-122	.394	7-10	.700	3	41	44	1.4	36	0	36	1.13	8	0.25	4.50	3	0.09	12	0.38	146	4.6																
1	APPELHANS, Braden	15-0		92:49	6.2	.382	13-34	.400	4-4	1.000	1	8	9	0.6	8	0	5	0.33	5	0.33	1.00	1	0.07	4	0.27	40	2.7																
11	WEBB, Quinton	18-0		168:31	9.4	.500	16-32	.294	5-17	.250	7	20	27	1.5	25	0	1	0.06	6	0.33	0.17	3	0.17	11	0.61	38	2.1																
12	MUSHILA, Isaac	24-0		215:41	9.0	.289	11-38	.250	3-12	.192	24	44	68	2.8	18	0	11	0.46	9	0.38	1.22	2	0.08	7	0.29	44	1.8																
21	FORSLING, Sebastian	20-0		90:24	4.5	.692	9-13	.000	0-1	.500	7	13	20	1.0	16	0	8	0.40	3	0.15	2.67	1	0.05	0	0.00	22	1.1																
Total		33		6600		.463	996-2153	.334	219-655	.707	418	888	1306	39.6	586	4	491	14.88	335	10.15	1.47	162	4.91	295	8.94	2718	82.4																
Opponents		33		6600		.426	824-1933	.309	481-664	.724	315	838	1153	34.9	599	11	443	13.42	471	14.27	0.94	140	4.24	195	5.91	2346	71.1																

Score by Periods

Team	1st	2nd	OT	TOT
New Mexico	1323	1395	0	2718
Opponents	1046	1300	0	2346



**2023-24 New Mexico Men's Basketball
Team Game-by-Game
All games**

Opponent	Date	Score	W	Total		3-Pointers		Free throws		Rebounds				PF	A	TO	BLK	STL	PTS	AVG
				FG-FGA	PCT	3FG-3FGA	PCT	FT-FTA	PCT	OFF	DEF	TOT	AVG							
Texas Southern	11/06/2023	92-55	W	30-67	.448	10-23	.435	22-27	.815	13	40	53	53.0	17	20	9	5	9	92	92.0
at Saint Mary's (CA)	11/09/2023	58-72	L	23-62	.371	4-12	.333	8-15	.533	14	23	37	45.0	21	10	13	2	8	58	75.0
UT Arlington	11/16/2023	82-80	W	30-69	.435	4-19	.211	18-26	.692	14	22	36	42.0	18	8	8	6	4	82	77.3
vs Toledo	11/21/2023	92-84	W	34-68	.500	3-13	.231	21-27	.778	15	28	43	42.3	19	20	15	2	8	92	81.0
vs Rice	11/22/2023	90-56	W	36-71	.507	5-18	.278	13-15	.867	11	31	42	42.2	16	18	7	5	7	90	82.8
vs Pepperdine	11/24/2023	90-71	W	34-60	.567	5-14	.357	17-30	.567	8	32	40	41.8	14	19	11	3	9	90	84.0
Louisiana Tech	11/29/2023	74-65	W	25-66	.379	9-24	.375	15-22	.682	15	32	47	42.6	20	16	9	8	8	74	82.6
New Mexico St.	12/02/2023	106-62	W	32-53	.604	14-25	.560	28-41	.683	9	22	31	41.1	24	24	7	5	10	106	85.5
UC Santa Barbara	12/06/2023	84-61	W	35-68	.515	7-22	.318	7-10	.700	11	30	41	41.1	17	19	13	6	13	84	85.3
vs Santa Clara	12/09/2023	93-76	W	33-64	.516	4-16	.250	23-33	.697	15	22	37	40.7	25	12	15	2	18	93	86.1
at New Mexico St.	12/15/2023	73-72	W	28-64	.438	6-14	.429	11-22	.500	16	21	37	40.4	17	15	16	1	14	73	84.9
UC Irvine	12/20/2023	78-65	W	26-66	.394	5-19	.263	21-28	.750	13	29	42	40.5	19	10	9	5	9	78	84.3
Eastern N.M.	12/29/2023	87-54	W	33-74	.446	11-32	.344	10-23	.435	14	38	52	41.4	18	18	6	5	13	87	84.5
at Colorado St.	01/02/2024	68-76	L	28-60	.467	8-17	.471	4-11	.364	7	22	29	40.5	20	18	11	2	10	68	83.4
Wyoming	01/06/2024	77-60	W	30-69	.435	3-13	.231	14-22	.636	13	21	34	40.1	19	12	6	4	16	77	82.9
at UNLV	01/09/2024	73-83	L	27-55	.491	2-11	.182	17-20	.850	10	24	34	39.7	19	16	16	1	5	73	82.3
San Diego St.	01/13/2024	88-70	W	30-68	.441	7-24	.292	21-31	.677	14	33	47	40.1	18	12	10	14	8	88	82.6
Utah St.	01/16/2024	99-86	W	39-68	.574	5-19	.263	16-17	.941	5	27	32	39.7	22	21	7	10	12	99	83.6
at Air Force	01/20/2024	85-66	W	35-64	.547	4-19	.211	11-14	.786	13	23	36	39.5	17	11	14	6	11	85	83.6
at San Jose St.	01/24/2024	95-75	W	34-67	.507	10-19	.526	17-26	.654	14	21	35	39.3	9	15	6	5	11	95	84.2
Nevada	01/28/2024	89-55	W	34-58	.586	11-22	.500	10-14	.714	6	27	33	39.0	16	18	10	6	9	89	84.4
Boise St.	01/31/2024	78-86	L	27-66	.409	7-25	.280	17-19	.895	11	22	33	38.7	17	9	7	6	4	78	84.1
at Wyoming	02/06/2024	91-73	W	32-71	.451	13-35	.371	14-18	.778	13	38	51	39.2	15	16	11	3	7	91	84.4
UNLV	02/10/2024	77-80	L	23-65	.354	8-20	.400	23-30	.767	18	23	41	39.3	20	10	10	9	6	77	84.1
at Nevada	02/13/2024	83-82	W	32-64	.500	9-19	.474	10-17	.588	13	23	36	39.2	20	19	7	1	7	83	84.1
at San Diego St.	02/16/2024	70-81	L	22-62	.355	5-22	.227	21-23	.913	15	18	33	38.9	17	6	19	0	11	70	83.5
Colorado St.	02/21/2024	68-66	W	24-64	.375	5-15	.333	15-23	.652	9	30	39	38.9	15	10	4	4	7	68	83.0
Air Force	02/24/2024	77-78	L	28-60	.467	3-16	.188	18-27	.667	17	23	40	39.0	14	9	10	7	3	77	82.8
at Boise St.	03/02/2024	79-89	L	28-64	.438	6-23	.261	17-19	.895	11	24	35	38.8	21	14	11	6	4	79	82.6
Fresno St.	03/06/2024	79-58	W	30-79	.380	9-29	.310	10-12	.833	19	35	54	39.3	13	18	6	10	7	79	82.5
at Utah St.	03/09/2024	85-87	L	34-65	.523	6-15	.400	11-18	.611	13	23	36	39.2	19	15	12	2	8	85	82.6
vs Air Force	03/13/2024	82-56	W	32-68	.471	6-21	.286	12-13	.923	16	29	45	39.4	16	21	9	4	9	82	82.6
vs Boise St.	03/14/2024	76-66	W	28-64	.438	5-20	.250	15-24	.625	13	32	45	39.6	14	12	11	7	10	76	82.4
Total		2718		996-2153	.463	219-655	.334	507-717	.707	418	888	1306	39.6	586	491	335	162	295	2718	82.4
Opponents		2346		824-1933	.426	217-702	.309	481-664	.724	315	838	1153	34.9	599	443	471	140	195	2346	71.1

New Mexico Averages

Games Played	Points/game	FG Pct	3FG Pct	FT Pct	Rebounds/game	Assists/game	Turnovers/game	Assist/Turnover ratio	Steals/game	Blocks/game
33	82.4	46.3	33.4	70.7	39.6	14.9	10.2	1.5	8.9	4.9



**2023-24 New Mexico Men's Basketball
Opponents Game-by-Game
All games**

Opponent	Date	Score	W	Total		3-Pointers		Free throws		Rebounds				Other Stats						
				FG-FGA	PCT	3FG-3FGA	PCT	FT-FTA	PCT	OFF	DEF	TOT	AVG	PF	A	TO	BLK	STL	PTS	AVG
Texas Southern	11/06/2023	92-55	W	20-68	.294	5-24	.208	10-19	.526	11	26	37	37.0	20	9	12	9	5	55	55.0
at Saint Mary's (CA)	11/09/2023	58-72	L	25-55	.455	6-17	.353	16-25	.640	14	27	41	39.0	18	13	13	6	8	72	63.5
UT Arlington	11/16/2023	82-80	W	30-65	.462	5-23	.217	15-20	.750	15	30	45	41.0	24	11	14	2	3	80	69.0
vs Toledo	11/21/2023	92-84	W	29-57	.509	8-18	.444	18-24	.750	2	23	25	37.0	25	18	17	3	6	84	72.8
vs Rice	11/22/2023	90-56	W	18-53	.340	7-28	.250	13-18	.722	5	25	30	35.6	13	11	17	3	5	56	69.4
vs Pepperdine	11/24/2023	90-71	W	25-64	.391	12-24	.500	9-11	.818	8	24	32	35.0	19	16	15	0	8	71	69.7
Louisiana Tech	11/29/2023	74-65	W	21-59	.356	8-19	.421	15-21	.714	10	29	39	35.6	19	8	11	6	5	65	69.0
New Mexico St.	12/02/2023	106-62	W	19-48	.396	3-18	.167	21-28	.750	11	22	33	35.3	29	8	17	3	5	62	68.1
UC Santa Barbara	12/06/2023	84-61	W	21-58	.362	3-17	.176	16-19	.842	9	24	33	35.0	12	11	19	3	4	61	67.3
vs Santa Clara	12/09/2023	93-76	W	22-51	.431	6-17	.353	26-30	.867	9	22	31	34.6	23	16	26	4	5	76	68.2
at New Mexico St.	12/15/2023	73-72	W	25-51	.490	9-20	.450	13-19	.684	9	21	30	34.2	19	10	21	4	10	72	68.5
UC Irvine	12/20/2023	78-65	W	22-58	.379	6-22	.273	15-22	.682	10	32	42	34.8	20	16	15	7	6	65	68.3
Eastern N.M.	12/29/2023	87-54	W	21-61	.344	3-19	.158	9-21	.429	10	32	42	35.4	20	11	15	3	4	54	67.2
at Colorado St.	01/02/2024	68-76	L	26-53	.491	6-19	.316	18-21	.857	8	30	38	35.6	14	14	15	6	10	76	67.8
Wyoming	01/06/2024	77-60	W	21-51	.412	4-21	.190	14-19	.737	12	27	39	35.8	17	9	23	3	3	60	67.3
at UNLV	01/09/2024	73-83	L	29-58	.500	10-22	.455	15-19	.789	5	19	24	35.1	18	20	10	6	8	83	68.3
San Diego St.	01/13/2024	88-70	W	26-64	.406	7-22	.318	11-20	.550	8	29	37	35.2	22	15	13	1	6	70	68.4
Utah St.	01/16/2024	99-86	W	30-68	.441	4-17	.235	22-30	.733	17	23	40	35.4	14	14	14	6	2	86	69.3
at Air Force	01/20/2024	85-66	W	25-53	.472	7-22	.318	9-19	.474	9	19	28	35.1	15	21	18	2	9	66	69.2
at San Jose St.	01/24/2024	95-75	W	30-63	.476	10-27	.370	5-5	1.000	12	22	34	35.0	14	19	18	9	3	75	69.5
Nevada	01/28/2024	89-55	W	19-56	.339	4-17	.235	13-18	.722	12	20	32	34.9	15	9	15	4	4	55	68.8
Boise St.	01/31/2024	78-86	L	32-66	.485	9-27	.333	13-17	.765	13	28	41	35.1	16	14	11	6	7	86	69.5
at Wyoming	02/06/2024	91-73	W	27-67	.403	6-26	.231	13-19	.684	6	29	35	35.1	14	11	8	0	7	73	69.7
UNLV	02/10/2024	77-80	L	30-61	.492	2-8	.250	18-25	.720	12	27	39	35.3	24	8	11	6	4	80	70.1
at Nevada	02/13/2024	83-82	W	29-58	.500	6-18	.333	18-22	.818	9	22	31	35.1	13	21	7	2	5	82	70.6
at San Diego St.	02/16/2024	70-81	L	29-51	.569	7-17	.412	16-23	.696	7	25	32	35.0	22	20	20	6	12	81	71.0
Colorado St.	02/21/2024	68-66	W	24-58	.414	6-20	.300	12-15	.800	5	35	40	35.2	18	11	12	3	2	66	70.8
Air Force	02/24/2024	77-78	L	31-60	.517	11-25	.440	5-7	.714	6	19	25	34.8	21	15	8	4	6	78	71.1
at Boise St.	03/02/2024	79-89	L	30-69	.435	7-20	.350	22-26	.846	17	26	43	35.1	16	12	7	4	8	89	71.7
Fresno St.	03/06/2024	79-58	W	18-55	.327	7-26	.269	15-20	.750	5	30	35	35.1	14	10	11	3	5	58	71.2
at Utah St.	03/09/2024	85-87	L	30-56	.536	6-20	.300	21-28	.750	7	22	29	34.9	18	16	12	4	9	87	71.7
vs Air Force	03/13/2024	82-56	W	20-50	.400	7-28	.250	9-13	.692	4	21	25	34.6	15	13	14	6	6	56	71.3
vs Boise St.	03/14/2024	76-66	W	20-68	.294	10-34	.294	16-21	.762	18	28	46	34.9	18	13	12	6	5	66	71.1
Total		2346		824-1933	.426	217-702	.309	481-664	.724	315	838	1153	34.9	599	443	471	140	195	2346	71.1
New Mexico		2718		996-2153	.463	219-655	.334	507-717	.707	418	888	1306	39.6	586	491	335	162	295	2718	82.4

Opponents Averages

Games Played	Points/game	FG Pct	3FG Pct	FT Pct	Rebounds/game	Assists/game	Turnovers/game	Assist/Turnover ratio	Steals/game	Blocks/game
33	71.1	42.6	30.9	72.4	34.9	13.4	14.3	0.9	5.9	4.2



2023-24 New Mexico Men's Basketball
Points-rebounds-assists
All games

Opponent	Date	Score	0	1	2	3	5	10	11	12	15	21	22
			BAKER JR.,	APPELHANS,	DENT,DONOV	WASHINGTON	WASHBURN,	HOUSE,JAEL	WEBB,QUINT	MUSHILA,IS	TOPPIN,JT	FORSLING,S	SAMZIL,MUST
Texas Southern	11/06/2023	92-55	W	5-2-2	11-3-0	12-4-6	6-6-2	15-3-5	8-2-4	4-4-0	11-9-0	8-3-0	4-1-0
at Saint Mary's (CA)	11/09/2023	58-72	L	2-3-2	0-0-0	15-2-5	5-2-1	7-2-0	DNP	5-1-0	8-6-0	0-1-1	5-2-0
UT Arlington	11/16/2023	82-80	W	3-1-2	DNP	25-2-5	5-3-0	29-1-1	DNP	0-1-0	15-10-0	DNP	0-4-0
vs Toledo	11/21/2023	92-84	W	0-3-2	DNP	17-3-7	8-2-2	27-1-1	DNP	0-2-1	27-11-3	0-0-0	5-3-1
vs Rice	11/22/2023	90-56	W	6-3-2	0-0-0	18-3-11	14-6-0	13-3-1	DNP	7-2-0	13-6-1	2-2-2	2-1-0
vs Pepperdine	11/24/2023	90-71	W	14-3-2	2-0-0	24-1-7	19-12-0	DNP	DNP	5-3-0	11-8-2	0-0-1	0-0-0
Louisiana Tech	11/29/2023	74-65	W	18-3-2	0-1-1	8-5-4	10-4-3	DNP	0-2-0	0-2-0	8-7-0	DNP	3-3-0
New Mexico St.	12/02/2023	106-62	W	6-0-2	8-0-0	12-1-10	21-5-6	DNP	7-3-0	6-6-0	5-3-0	2-2-0	7-1-1
UC Santa Barbara	12/06/2023	84-61	W	8-1-2	3-1-0	23-1-8	17-6-4	DNP	4-3-0	0-9-0	18-4-1	0-0-0	0-2-0
vs Santa Clara	12/09/2023	93-76	W	17-0-1	0-0-0	22-6-4	11-4-1	DNP	2-1-0	11-7-0	11-6-0	1-0-1	2-1-2
at New Mexico St.	12/15/2023	73-72	W	3-4-2	DNP	14-4-6	5-1-2	DNP	0-0-0	9-6-1	18-11-0	0-0-1	DNP
UC Irvine	12/20/2023	78-65	W	6-0-1	2-0-1	12-4-1	6-5-1	DNP	20-3-5	0-0-0	9-11-0	0-1-1	11-4-0
Eastern N.M.	12/29/2023	87-54	W	2-2-5	14-2-3	DNP	DNP	17-1-0	22-3-5	0-3-0	7-7-0	0-3-1	11-2-1
at Colorado St.	01/02/2024	68-76	L	5-2-1	0-0-0	10-3-9	0-0-0	13-1-2	14-4-1	DNP	17-11-2	DNP	2-3-0
Wyoming	01/06/2024	77-60	W	1-0-0	DNP	21-1-4	8-2-1	12-2-0	10-4-5	DNP	6-6-1	DNP	9-4-0
at UNLV	01/09/2024	73-83	L	0-1-1	DNP	3-2-4	9-3-0	13-4-2	16-3-6	DNP	16-6-0	DNP	10-3-1
San Diego St.	01/13/2024	88-70	W	0-0-0	DNP	6-4-4	4-3-0	19-4-2	26-6-5	0-0-0	17-16-1	2-0-0	12-4-0
Utah St.	01/16/2024	99-86	W	DNP	DNP	15-3-14	6-3-0	10-1-4	14-1-1	DNP	12-5-0	0-0-0	12-4-1
at Air Force	01/20/2024	85-66	W	0-0-1	0-0-0	10-1-2	11-5-2	13-2-0	9-2-3	2-0-0	25-13-0	0-0-0	11-8-3
at San Jose St.	01/24/2024	95-75	W	5-0-0	DNP	17-0-6	5-1-0	17-4-2	18-3-4	DNP	14-10-2	2-0-0	7-5-0
Nevada	01/28/2024	89-55	W	6-0-0	0-2-0	11-2-4	9-3-2	14-3-3	21-0-6	DNP	5-5-0	0-2-0	11-2-1
Boise St.	01/31/2024	78-86	L	3-0-0	DNP	31-1-2	0-0-0	14-0-2	12-7-3	DNP	8-15-0	DNP	6-4-0
at Wyoming	02/06/2024	91-73	W	6-1-1	DNP	19-6-7	2-1-0	15-3-2	17-8-4	DNP	11-13-1	DNP	13-2-0
UNLV	02/10/2024	77-80	L	0-0-0	DNP	20-2-1	6-6-2	11-3-1	20-2-2	DNP	8-12-0	DNP	10-8-4
at Nevada	02/13/2024	83-82	W	6-2-1	DNP	9-0-7	4-3-3	17-0-1	13-0-4	DNP	11-9-1	DNP	12-5-1
at San Diego St.	02/16/2024	70-81	L	3-0-0	DNP	11-2-2	2-0-0	2-2-1	22-3-2	DNP	18-10-0	0-0-0	10-11-0
Colorado St.	02/21/2024	68-66	W	0-2-0	DNP	16-3-3	0-0-0	16-6-1	14-2-3	DNP	5-8-0	DNP	4-1-1
Air Force	02/24/2024	77-78	L	0-1-0	DNP	14-5-5	4-3-2	16-2-0	8-5-1	DNP	6-7-0	DNP	12-6-1
at Boise St.	03/02/2024	79-89	L	0-0-1	DNP	11-4-6	10-2-1	19-1-4	9-6-1	DNP	21-8-0	0-1-0	0-1-0
Fresno St.	03/06/2024	79-58	W	3-2-0	0-0-0	7-2-7	3-5-2	19-0-4	10-5-2	0-1-0	15-16-0	5-2-0	3-4-0
at Utah St.	03/09/2024	85-87	L	6-1-1	DNP	17-3-5	2-2-1	DNP	15-9-6	0-0-0	14-3-0	DNP	18-5-2
vs Air Force	03/13/2024	82-56	W	3-5-2	0-0-0	8-2-9	14-3-0	10-2-1	16-2-3	2-1-0	18-11-1	0-3-0	6-5-2
vs Boise St.	03/14/2024	76-66	W	9-2-0	DNP	22-2-4	0-5-1	4-1-1	29-3-2	DNP	2-13-3	DNP	4-5-0



2023-24 New Mexico Men's Basketball
Points-rebounds-assists
All games

Opponent	Date	Score	23 JOSEPH,NEL
Texas Southern	11/06/2023	92-55	W 8-5-0
at Saint Mary's (CA)	11/09/2023	58-72	L 11-13-1
UT Arlington	11/16/2023	82-80	W 5-5-0
vs Toledo	11/21/2023	92-84	W 8-10-2
vs Rice	11/22/2023	90-56	W 10-7-1
vs Pepperdine	11/24/2023	90-71	W 13-8-5
Louisiana Tech	11/29/2023	74-65	W 11-11-2
New Mexico St.	12/02/2023	106-62	W 4-2-1
UC Santa Barbara	12/06/2023	84-61	W 6-8-0
vs Santa Clara	12/09/2023	93-76	W 7-6-0
at New Mexico St.	12/15/2023	73-72	W 10-6-0
UC Irvine	12/20/2023	78-65	W 12-7-0
Eastern N.M.	12/29/2023	87-54	W 13-16-2
at Colorado St.	01/02/2024	68-76	L 7-2-3
Wyoming	01/06/2024	77-60	W 10-9-1
at UNLV	01/09/2024	73-83	L 6-9-2
San Diego St.	01/13/2024	88-70	W 2-8-0
Utah St.	01/16/2024	99-86	W 26-8-1
at Air Force	01/20/2024	85-66	W 4-4-0
at San Jose St.	01/24/2024	95-75	W 10-7-1
Nevada	01/28/2024	89-55	W 12-10-1
Boise St.	01/31/2024	78-86	L 4-4-2
at Wyoming	02/06/2024	91-73	W 8-10-1
UNLV	02/10/2024	77-80	L 2-7-0
at Nevada	02/13/2024	83-82	W 11-13-1
at San Diego St.	02/16/2024	70-81	L 2-2-0
Colorado St.	02/21/2024	68-66	W 13-12-2
Air Force	02/24/2024	77-78	L 17-9-0
at Boise St.	03/02/2024	79-89	L 9-12-1
Fresno St.	03/06/2024	79-58	W 12-12-2
at Utah St.	03/09/2024	85-87	L 13-10-0
vs Air Force	03/13/2024	82-56	W 3-4-1
vs Boise St.	03/14/2024	76-66	W 4-7-1



2023-24 New Mexico Men's Basketball Combined Team Statistics In Conference games

Game Records

Record	Overall	Home	Away	Neutral
ALL GAMES	10-8	6-3	4-5	0-0
CONFERENCE	10-8	6-3	4-5	0-0
NON-CONFERENCE	0-0	0-0	0-0	0-0

Score by Periods

Team	1st	2nd	OT	TOT
New Mexico	698	763	0	1461
Opponents	595	756	0	1351

Team Box Score

No.	Player	Total			3-Point			F-Throw		Rebounds				Other Stats								
		GP-GS	MIN	AVG	FG-FGA	FG%	3FG-3FGA	3FG%	FT-FTA	FT%	OFF	DEF	TOT	AVG	PF	DQ	A	TO	BLK	STL	PTS	AVG
10	HOUSE, Jaelen	18-18	530:18	29.5	87-239	.364	36-113	.319	58-66	.879	14	56	70	3.9	57	1	59	37	3	39	268	14.9
5	MASHBURN, JR., Jamal	17-17	516:17	30.4	79-203	.389	26-74	.351	56-64	.875	5	33	38	2.2	25	0	31	25	1	7	240	14.1
2	DENT, Donovan	18-18	585:14	32.5	96-186	.516	8-23	.348	48-66	.727	6	38	44	2.4	37	0	92	37	14	21	248	13.8
15	TOPPIN, JT	18-18	502:02	27.9	100-167	.599	8-19	.421	21-42	.500	68	105	173	9.6	51	0	8	12	39	15	229	12.7
23	JOSEPH, Nelly	18-18	484:14	26.9	68-113	.602	0-0	.000	32-58	.552	52	96	148	8.2	52	1	18	25	28	19	168	9.3
22	AMZIL, Mustapha	18-0	382:54	21.3	53-113	.469	23-59	.390	33-39	.846	28	52	80	4.4	38	0	15	16	3	9	162	9.0
3	WASHINGTON, Tru	18-0	275:17	15.3	33-91	.363	7-35	.200	12-19	.632	13	29	42	2.3	30	0	16	12	5	28	85	4.7
0	BAKER JR., Jemarl	17-1	225:37	13.3	15-44	.341	13-37	.351	1-2	.500	2	10	12	0.7	15	0	7	4	2	5	44	2.6
21	FORSLING, Sebastian	8-0	16:43	2.1	4-4	1.000	0-0	.000	1-1	1.000	2	3	5	0.6	1	0	0	0	0	0	9	1.1
12	MUSHILA, Isaac	11-0	54:01	4.9	1-5	.200	0-2	.000	4-4	1.000	3	9	12	1.1	3	0	3	5	1	2	6	0.5
11	WEBB, Quinton	4-0	16:21	4.1	1-2	.500	0-0	.000	0-0	.000	1	0	1	0.3	1	0	0	0	0	1	2	0.5
1	APPELHANS, Braden	4-0	11:04	2.8	0-2	.000	0-1	.000	0-0	.000	0	2	2	0.5	1	0	0	0	0	0	0	0.0
Team														27	24	51						
Total		18	3600		537-1169	.459	121-363	.333	266-361	.737	221	457	678	37.7	311	2	249	177	96	146	1461	81.2
Opponents		18	3600		486-1067	.455	119-374	.318	260-353	.737	170	452	622	34.6	305	3	259	233	75	110	1351	75.1

Team Statistics

	UNM	OPP
Scoring	1461	1351
Points per game	81.2	75.1
Scoring margin	+6.1	-
Field goals-att	537-1169	486-1067
Field goal pct	.459	.455
3 point fg-att	121-363	119-374
3-point FG pct	.333	.318
3-pt FG made per game	6.7	6.6
Free throws-att	266-361	260-353
Free throw pct	.737	.737
F-Throws made per game	14.8	14.4
Rebounds	678	622
Rebounds per game	37.7	34.6
Rebounding margin	+3.1	-
Assists	249	259
Assists per game	13.8	14.4
Turnovers	177	233
Turnovers per game	9.8	12.9
Turnover margin	+3.1	-
Assist/turnover ratio	1.4	1.1
Steals	146	110
Steals per game	8.1	6.1
Blocks	96	75
Blocks per game	5.3	4.2
Winning streak	0	-
Home win streak	1	-
Attendance	127618	63674
Home games-Avg/Game	9-14180	9-7075
Neutral site-Avg/Game	-	0-0

Team Results

Date	Opponent		Score	Att.
01/02/2024	at Colorado St.	L	68-76	5165
01/06/2024	Wyoming	W	77-60	12611
01/09/2024	at UNLV	L	73-83	5760
01/13/2024	San Diego St.	W	88-70	15437
01/16/2024	Utah St.	W	99-86	13106
01/20/2024	at Air Force	W	85-66	2785
01/24/2024	at San Jose St.	W	95-75	3118
01/28/2024	Nevada	W	89-55	15021
01/31/2024	Boise St.	L	78-86	13239
02/06/2024	at Wyoming	W	91-73	3685
02/10/2024	UNLV	L	77-80	15435
02/13/2024	at Nevada	W	83-82	8293
02/16/2024	at San Diego St.	L	70-81	12414
02/21/2024	Colorado St.	W	68-66	14618
02/24/2024	Air Force	L	77-78	15011
03/02/2024	at Boise St.	L	79-89	12184
03/06/2024	Fresno St.	W	79-58	13140
03/09/2024	at Utah St.	L	85-87	10270



2023-24 New Mexico Men's Basketball Combined Team Statistics All games

Game Records

Record	Overall	Home	Away	Neutral
ALL GAMES	24-9	13-3	5-6	6-0
CONFERENCE	10-8	6-3	4-5	0-0
NON-CONFERENCE	14-1	7-0	1-1	6-0

Score by Periods

Team	1st	2nd	OT	TOT
New Mexico	1323	1395	0	2718
Opponents	1046	1300	0	2346

Team Box Score

No.	Player	Total			3-Point		F-Throw		Rebounds				Other									
		GP-GS	MIN	AVG	FG-FGA	FG%	3FG-3FGA	3FG%	FT-FTA	FT%	OFF	DEF	TOT	AVG	PF	DQ	A	TO	BLK	STL	PTS	AVG
10	HOUSE, Jaelen	28-28	809:30	28.9	140-377	.371	54-165	.327	101-116	.871	19	79	98	3.5	83	1	96	51	5	65	435	15.5
2	DENT, Donovan	32-32	1023:03	32.0	189-358	.528	15-40	.375	87-127	.685	12	72	84	2.6	62	0	179	72	23	51	480	15.0
5	MASHBURN, JR., Jamal	25-25	735:55	29.4	118-318	.371	37-110	.336	89-105	.848	6	46	52	2.1	28	0	41	35	3	8	362	14.5
15	TOPPIN, JT	33-32	860:29	26.1	177-283	.625	11-31	.355	45-79	.570	116	180	296	9.0	88	2	19	32	63	36	410	12.4
23	JOSEPH, Nelly	33-33	857:38	26.0	116-207	.560	0-0	.000	61-115	.530	93	170	263	8.0	92	1	34	49	45	38	293	8.9
3	WASHINGTON, Tru	32-1	579:44	18.1	84-190	.442	19-64	.297	39-58	.672	27	79	106	3.3	60	0	39	35	8	47	226	7.1
22	AMZIL, Mustapha	32-2	606:29	19.0	73-181	.403	26-91	.286	50-63	.794	34	80	114	3.6	70	0	22	24	5	16	222	6.9
0	BAKER JR., Jemarl	32-12	559:47	17.5	50-122	.410	39-99	.394	7-10	.700	3	41	44	1.4	36	0	36	8	3	12	146	4.6
1	APPELHANS, Braden	15-0	92:49	6.2	13-34	.382	10-25	.400	4-4	1.000	1	8	9	0.6	8	0	5	5	1	4	40	2.7
11	WEBB, Quinton	18-0	168:31	9.4	16-32	.500	5-17	.294	1-4	.250	7	20	27	1.5	25	0	1	6	3	11	38	2.1
12	MUSHILA, Isaac	24-0	215:41	9.0	11-38	.289	3-12	.250	19-28	.679	24	44	68	2.8	18	0	11	9	2	7	44	1.8
21	FORSLING, Sebastian	20-0	90:24	4.5	9-13	.692	0-1	.000	4-8	.500	7	13	20	1.0	16	0	8	3	1	0	22	1.1
Team											69	56	125				6					
Total		33	6600		996-2153	.463	219-655	.334	507-717	.707	418	888	1306	39.6	586	4	491	335	162	295	2718	82.4
Opponents		33	6600		824-1933	.426	217-702	.309	481-664	.724	315	838	1153	34.9	599	11	443	471	140	195	2346	71.1

Team Statistics

	UNM	OPP
Scoring	2718	2346
Points per game	82.4	71.1
Scoring margin	+11.3	-
Field goals-att	996-2153	824-1933
Field goal pct	.463	.426
3 point fg-att	219-655	217-702
3-point FG pct	.334	.309
3-pt FG made per game	6.6	6.6
Free throws-att	507-717	481-664
Free throw pct	.707	.724
F-Throws made per game	15.4	14.6
Rebounds	1306	1153
Rebounds per game	39.6	34.9
Rebounding margin	+4.6	-
Assists	491	443
Assists per game	14.9	13.4
Turnovers	335	471
Turnovers per game	10.2	14.3
Turnover margin	+4.1	-
Assist/turnover ratio	1.5	0.9
Steals	295	195
Steals per game	8.9	5.9
Blocks	162	140
Blocks per game	4.9	4.2
Winning streak	2	-
Home win streak	1	-
Attendance	208668	72356
Home games-Avg/Game	16-13042	11-6578
Neutral site-Avg/Game	-	6-3107

Team Results

Date	Opponent		Score	Att.
11/06/2023	Texas Southern	W	92-55	11106
11/09/2023	at Saint Mary's (CA)	L	58-72	3500
11/16/2023	UT Arlington	W	82-80	10484
11/21/2023	vs Toledo	W	92-84	1007
11/22/2023	vs Rice	W	90-56	1634
11/24/2023	vs Pepperdine	W	90-71	1584
11/29/2023	Louisiana Tech	W	74-65	10216
12/02/2023	New Mexico St.	W	106-62	15435
12/06/2023	UC Santa Barbara	W	84-61	10311
12/09/2023	vs Santa Clara	W	93-76	0
12/15/2023	at New Mexico St.	W	73-72	5182
12/20/2023	UC Irvine	W	78-65	11536
12/29/2023	Eastern N.M.	W	87-54	11962
01/02/2024	at Colorado St.	L	68-76	5165
01/06/2024	Wyoming	W	77-60	12611
01/09/2024	at UNLV	L	73-83	5760
01/13/2024	San Diego St.	W	88-70	15437
01/16/2024	Utah St.	W	99-86	13106
01/20/2024	at Air Force	W	85-66	2785
01/24/2024	at San Jose St.	W	95-75	3118
01/28/2024	Nevada	W	89-55	15021
01/31/2024	Boise St.	L	78-86	13239
02/06/2024	at Wyoming	W	91-73	3685
02/10/2024	UNLV	L	77-80	15435
02/13/2024	at Nevada	W	83-82	8293
02/16/2024	at San Diego St.	L	70-81	12414
02/21/2024	Colorado St.	W	68-66	14618
02/24/2024	Air Force	L	77-78	15011
03/02/2024	at Boise St.	L	79-89	12184
03/06/2024	Fresno St.	W	79-58	13140
03/09/2024	at Utah St.	L	85-87	10270
03/13/2024	vs Air Force	W	82-56	5858
03/14/2024	vs Boise St.	W	76-66	8561