

THE UNIVERSITY OF NEW MEXICO SOFTBALL

MARCH 22-24 | UNLV | LOBO SOFTBALL FIELD

2024 SCHEDULE

OVERALL: 9-23 • MW: 1-2 • H: 1-1 • A: 2-14 • N: 6-8

DATE	OPPONENT	TIME/SCORE
2/9	Tennessee State	W, 7-6
2/9	at RV McNeese	L, 12-4 (6)

Louisiana Classics Lafayette, La.

2/10	Chattanooga	L, 4-2
2/10	RV Cal	L, 16-3 (5)
2/11	at No. 21 Louisiana	L, 10-2 (5)

2/14	at UTEP	L, 4-3 (8)
2/14	at UTEP	L, 4-2

ACU Tournament Abilene, Texas

2/16	Marist	W, 13-3
2/16	at Abilene Christian	L, 7-3
2/17	Houston Christian	L, 3-1
2/18	Marist	W, 10-7
2/18	at Abilene Christian	L, 8-0 (5)

UNT Invite Denton, Texas

2/23	Stephen F. Austin	W, 6-3
2/23	at North Texas	L, 3-1
2/24	Stephen F. Austin	L, 13-1 (5)
2/24	at North Texas	L, 1-0 (8)
2/25	Minnesota	L, 10-1

2/28 Texas Tech L, 9-2

Purple Classic Phoenix, Ariz.

3/1	Pacific	L, 5-2
3/1	Montana	W, 3-2
3/2	Toledo	W, 5-1
3/2	at Grand Canyon	L, 5-2

Rainbow Wahine Classic Honolulu, Hawai'i

3/7	Cleveland State	L, 3-1
3/7	at Hawai'i	L, 3-1
3/8	UConn	L, 3-1
3/8	at Hawai'i	W, 5-4

3/12	at Texas Tech	L, 9-1 (5)
3/12	at Texas Tech	L, 14-5 (5)

3/15	at San José State *	W, 6-5 (8)
3/16	at San José State *	L, 4-1
3/17	at San José State *	L, 9-3

3/19 UTEP W, 6-1

3/22	UNLV *	6 p.m.
3/23	UNLV *	1 p.m.
3/24	UNLV *	11 a.m.

3/26	at New Mexico State	4 p.m.
3/26	at New Mexico State	6 p.m.

3/28	at Nevada *	4 p.m.
3/29	at Nevada *	2 p.m.
3/30	at Nevada *	1 p.m.

4/3	San Diego State *	12 p.m.
4/3	San Diego State *	2 p.m.

4/6	at Colorado State *	1 p.m.
4/7	at Colorado State *	12 p.m.

4/16 New Mexico State 4 p.m.

4/19	Utah State *	6 p.m.
4/20	Utah State *	1 p.m.
4/21	Utah State *	11 a.m.

4/26	at Boise State *	6 p.m.
4/27	at Boise State *	2 p.m.
4/28	at Boise State *	12 p.m.

5/2	Fresno State *	6 p.m.
5/3	Fresno State *	1 p.m.
5/4	Fresno State *	11 a.m.

5/8-11 MW Conference Tournament
Boise, Idaho

All times are MT

Bold denotes home games

*denotes Mountain West game



Record

9-23, 1-2 MW

Head Coach:

Nicole Dickson

Record at UNM:

28-54, 7-18 (2nd yr.)

Career Record:

197-177 (8th yr.)

UNLV



Record

16-9, 1-1 MW

Last Five:

4-1

Last Season:

23-27, 9-13 MW

Head Coach:

Kristie Fox

Record at UNLV:

197-105 (7th yr.)

Career Record:

331-242 (12th yr.)

THE OPPONENT

UNM concludes its homestand with a three-game series against the Rebels. UNLV has won the series the last five years, with UNM's last series win in 2017. UNM's last home win against UNLV was March 16, 2018, with the last win in the series on April 17, 2021.

vs. UNLV

Overall: 33-61

Last Five: 0-5

Last Game: 5/6/23 (L, 10-9)

Last Win: 4/17/21 (1-0)

Series Trend: L6

LOBO NOTES

FRESH PERSPECTIVE

- The Lobos revamped their roster with 12 freshmen and a total of 15 newcomers.
- Of the freshmen, UNM added four pitchers, three outfielders, three utility players and two infielders.
- UNM also added three transfers in junior catcher/ infielder Sydney Carithers, junior pitcher Emily Brouse and sophomore outfielder Taylor Morgan.
- Carithers has started 29 games with 14 at catcher and 15 at third, playing in 31.

FRESHMEN IMPACT

- Nine freshmen have earned a spot in the starting lineup this season.
- Five freshmen (DeNae Vasquez-Dickson, Katherine Brunner, McKenna Guest, Hayden Luderer and Karly Smith) have played in more than half of the games.
- Of the freshmen, Brunner has played in 31 games with 27 starts- 11 games at third, nine as the designated player and seven at second. Vasquez-Dickson has started in 24 games with 12 in left, seven in center and five in right and played in 31 games, and Luderer with 13 starts and playing in 21 games with eight starts in center, four in right and one in left. Smith has played in 17 games with seven starts, six as the designated player and one in right. Gabrielle Briones has started in five games, two at third, two at second and one as the designated player, and Macie Andrews has started four games, all in left.
- McKenna Guest leads the Lobos' pitching staff with 16 starts and 23 appearances and a team-high 91.1 innings. Brooke Umali has made one start and 10 appearances, throwing 14.1 innings and Kenzie Jones has appeared in seven games with one start and 8.0 innings.
- Vasquez-Dickson has played in 96.9% of the games, 86.2% of the innings and started in 75.0% of the games. Brunner has played in 96.9% of the games, starting in 84.4%, and playing in 85.2% of the innings.
- In the circle, Guest has started half of the games and made an appearance in 71.9% of the games and pitched in 46.2% of the innings. The RHP has accounted for 54.8% of UNM's strikeouts this season.
- UNM started five freshmen against UConn and in the last game against UTEP, seven games with four freshmen starting and 15 games with three freshmen starting.
- Brunner is fifth on the team in slugging percentage (.301), as well as third in RBI (12) and home runs (one), while Vasquez-Dickson leads in sac bunts (six) and is tied for third in stolen bases (four) and tied for fourth in RBI (nine), and Smith is tied for third in walks (seven).

KEY CONTRIBUTOR

- Keyannah Chavez leads the team in batting average (.388), slugging percentage (.624), on-base percentage (.459), triples (two), walks (10), and total bases (53), is tied for the team lead in home runs (four) and is second in hits (33), RBI (15), sac bunts (five) and runs scored (17).
- The sophomore is 14-30 (.467) as the leadoff in an inning, 28-45 (.622) in successfully advancing runners, 3-5 (.600) with runners on third and less than two outs, and of her 15 RBI, eight are with two outs.
- She's had 10 multiple-hit games (seven games with two hits and three games with three) and four multiple RBI games (three games with two RBI and a game with four), with the four the most RBI in a game by a Lobo this season.
- Chavez has already surpassed her season total from her freshman season in total bases with 53 and has increased her batting average (.315 to .388), on-base percentage (.410 to .459) and slugging percentage (.364 to .624) from her freshman season to this season.
- In the series at TTU, Chavez led the Lobos with a combined five RBI, which included a three-run home run for her third home run of the season, and tied her career high in RBI with four in the second game.
- At GCU, Chavez led the team with seven hits, 11 total bases, four runs scored, a .438 batting average, .688 slugging percentage and .500 on-base percentage, and tied for second in walks (two) and RBI (two).
- Chavez had a sensational second week of the season, leading the Lobos with nine hits, two doubles, two triples, 15 total bases, and had a .833 slugging percentage and a .550 on-base percentage. Chavez closed the ACU Tournament going a combined 4-4 on Sunday with a double, a triple, a walk and one RBI, finishing with a 1.750 slugging percentage. Her 3-3 performance against Marist was her second three-hit outing of the season and her team-high fifth multi-hit game of the season.

GUEST APPEARANCE

- Freshman McKenna Guest has been a frequent presence in the circle for the Lobos, appearing in a team-high 23 games, starting a team-high 16 games and throwing seven complete games.
- The RHP has thrown a team-high 91.1 innings, 40.0 more innings than the next Lobo pitcher, and has a team-best 57 strikeouts, accounting for 54.8% of UNM's total strikeouts and 39 more than the next Lobo pitcher. Guest has also been the pitcher on record in seven of UNM's wins and earned her first save in the win against Marist.
- Guest struck out a season-high nine at UTEP and followed that up two days later with seven strikeouts in the first game against Marist.
- In the March 19 game against UTEP, Guest took a no-hitter into the seventh inning, retired nine consecutive Miners between the fourth and seventh innings and finished with six strikeouts, no walks

2024 QUICK FACTS

Name of School _____ University of New Mexico
 Founded _____ 1889 by Territorial Legislature
 Enrollment _____ 27,413
 Nickname _____ Lobos
 School Colors _____ Cherry & Silver
 Conference _____ Mountain West
 Affiliation _____ NCAA Division I
 Venue _____ Lobo Softball Field
 Dimensions _____ 205-225-205
 Capacity _____ 1,500
 President _____ Dr. Garnett Stokes
 Athletic Director _____ Eddie Nuñez

PROGRAM HISTORY

First Year of Softball _____ 1978
 All-Time Record _____ 1069-1248-3
 Mountain West Record _____ 145-341-1
 NCAA Tournament Appearances _____ 3
 1980 (AIAW), 1981 (AIAW) and 1983 (NCAA)
 Last NCAA Postseason Opponent Cal St. Fullerton
 Last NCAA Postseason Result _____ CSUF won series 2-1
 Conference Championships _____ 3
 1980 (Intermountain), 1981 (Intermountain) and
 1983 (High Country)

TEAM INFORMATION

2023 Overall Record _____ 19-31
 2023 MW Record _____ 6-16 (9th)
 Letterwinners Returning/Lost _____ 13/12
 Pitchers Returning/Lost _____ 2/4
 Starters Returning/Lost _____ 6/3
 Newcomers _____ 15

SOFTBALL STAFF

Head Coach _____ Nicole Dickson (2nd season)
 Record at UNM _____ 28-54
 Career Record _____ 197-177 (Eighth season)
 Assistant Coach Morgan Spearman (2nd season)
 Assistant Coach _____ Skylar Black (2nd season)
 Assistant Coach _____ Sophie Hannabas (1st season)

COMMUNICATIONS

Softball Contact _____ Allison Weiss
 Email _____ allisonweiss@unm.edu
 Cell Phone (Preferred) _____ (661) 313-5402

DIGITAL MEDIA

Athletics Website _____ GoLobos.com
 Main University Web Site _____ unnm.edu
 Conference Website _____ TheMW.com
 X _____ @UNMLoboSB
 Instagram _____ @UNMLoboSB
 Facebook _____ @UNMLoboSB

INTERVIEW REQUESTS

All interviews with UNM student-athletes and coaches are to be coordinated through the athletics communications office. Interviews may be arranged by contacting Allison Weiss in the athletics communications office (allisonweiss@unm.edu). All interview requests should be made at least 24 hours in advance.

allowed, two hits and one run in the win. Guest and the Lobo defense retired the side in order in the first, third, fifth and sixth.

- She is averaging 4.37 strikeouts per game and a 1.8 k/bb rate behind 16 games with at least one strikeout and 14 games with multiple strikeouts, including four games with five or more.
- In her first collegiate appearance, Guest entered in the fourth inning with bases loaded and struck out the first two batters she faced. She then limited the Tigers to one hit in both the sixth and seventh innings to keep the Lobos within reach, recording a strikeout in each inning. Guest finished with 4.0 innings pitched, no runs or walk allowed with four hits and four strikeouts.
- The Pattonville, Texas native followed the first weekend up with a complete game in the first game at UTEP and of her nine strikeouts, she struck out the side in the sixth. Guest retired the side in order in both the fifth and sixth.
- In the win against SFA, Guest went 7.0 innings and allowed three runs (two earned) on five hits, with five scoreless innings including the last three of the game. She retired the side in order in both the sixth and seventh innings and recorded outs against the final nine batters she faced.
- Nationally, Guest has thrown the 15th-most innings in the NCAA and the second most by a freshman pitcher.

SHAKING UP THE LINEUP

- In the 32 games this season, the Lobos have used 30 different lineup combinations. UNM has used the same batting order in only the McNeese and Chattanooga games the first weekend and the same lineup in the Montana and Toledo games.
- The Lobos have used three different players in the leadoff spot, five in the second spot, four in the third spot, six in the cleanup, eight in the fifth spot, eight in the sixth spot, nine in the seventh spot, eight in the eighth spot and five in the ninth spot in the lineup.
- Rachael Hathoot has led off in 21 games, Sydney Carithers has hit ninth in 16 games and Elizabeth Baylor batting seventh in 14 games for the most frequency in the lineup. Carithers has batted eighth in 11 games, Ashley Archuleta and Chloe Yeatts third in 11 games and Emma Bramson fifth in 11 games, DeNae Vasquez-Dickson second in eight games, Yeatts in the cleanup spot in 10 games and Katherine Brunner sixth in 11 games for the most appearances in each spot of the order.
- Keyannah Chavez has made the most movement in the batting order, appearing in seven different spots, the most often in leadoff and second (eight games), seven times in third as well as three games in the cleanup spot, two times in each the sixth and eighth spot and hit fifth in one game.
- In the field, UNM has used five different players in left, five in right field, four at third, three behind the plate, three in center, three at second base and two at first base. UNM has also had nine different players as the designated player.

BY THE NUMBERS

- The Lobos have twice reached double figures in hits this season: UNM's win against Tennessee State in the season opener, where the Lobos finished with 12 hits, and 15 hits in the win against Marist on Feb. 16.
- UNM is 6-0 when scoring at least six runs, 8-1 when scoring at least five runs, 5-2 when outlasting its opponent and 4-2 in one-run games.
- If the Lobos can score in the first inning and hold a lead after the first inning, the Lobos are 6-3 when scoring in the first inning and 6-1 when leading after the first, 6-2 after the second, 7-1 after the third and fourth innings, 8-1 when leading after the fifth and 7-0 when leading after the sixth inning.
- UNM is 30-52 (.577) with a runner on third and less than two outs, going 5-5 in the first game against Marist, 3-3 in the second game against the Red Foxes and 2-2 in the win against Toledo. UNM also went 3-4 in the win against SFA. In the series at SJSU, the Lobos were a combined 5-5 in the series.
- The Lobos have had their leadoff hitter reach 36.5% of the time (77-211), with all seven reaching in the first game against Marist, 4-6 at McNeese and in the second game against Marist, and 5-7 in the game at GCU.
- UNM was 14-6 when scoring in the first inning and 13-5 when scoring first last season. In addition, the Lobos were 11-3 when leading after one, 13-1 when leading after two and 12-1 when leading after three. As the game went on, the Lobos were 13-3 when leading after the fourth inning, 11-2 when leading after five and 12-0 when leading after the sixth inning.
- UNM was 19-4 when outlasting its opponent last season and had 22 games with double-digit hits and were 16-6 when reaching double figures.

MARCH MOMENTUM

- In the month of March, the Lobos have held an opponent below two runs three times, twice to one run, and are 3-0 when an opponent scores less than two runs.
- The Lobos have scored five or more runs in four of the wins and are 2-0 when scoring six runs.
- UNM is also 3-0 in one-run games.
- The pitching staff has lowered their ERA from February to March from 5.92 to 4.95, and through 14 games in March has allowed 55 less runs, 63 fewer hits and 40 fewer walks than in February (18 games). Opponents are hitting .276 in March compared to .327 in February.
- In the field, the Lobos have improved their fielding percentage from .951 to .971 and have decreased their errors from 23 in February to 11 in March.
- Of Rachael Hathoot's 38 hits this season, 21 have come in March, with the Lobo hitting .467 with a .511 slugging percentage and a .510 on-base percentage.
- Keyannah Chavez has hit three home runs this month and has doubled her RBI production from February from five to 10. Chavez's slugging percentage is at .625 this month.

VERSATILE EMMA

- Emma Bramson has played a total of four positions this season and a total of six in her three years at UNM.
- Bramson has started all 32 games with eight games as the designated player, four games at third, three games in right and the last 17 games at first. Last season, the Valencia, California native started 39 games at third and five games at second, and as a freshman started 25 at third and 21 games at shortstop.

STEAL YOUR BASE

- UNM is 31-34 on the season in stolen bases with 10 different players recording at least one. UNM successfully stole on its first 24 attempts.
- Archuleta leads UNM going 7-8 with Bramson 5-5, Rachael Hathoot and DeNae Vasquez-Dickson 4-4, Elizabeth Baylor 2-2 and Gabrielle Briones, Katherine Brunner and Hayden Luderer 1-1. Keyannah Chavez and Sydney Carithers are 3-4 on the season.
- Chavez's three stolen bases against Tennessee State were the most for a Lobo in a single game since 2017, when D'Andra DeFlora had three against Santa Clara on 3/11/17.
- UNM's six stolen bases in the season opener were the most in a game since 2018, when UNM had six against Howard on 3/10/18. In addition to Chavez's three, Archuleta had two stolen bases and Brunner had one stolen base.
- The Lobos then stole seven bases against Marist on Feb. 16, the most in a single game for UNM since 2010.
- Bramson and Baylor each stole two, with Carithers, Vasquez-Dickson and Archuleta each stealing one.

PATIENCE AT THE PLATE

- In the win against Marist on Feb. 18, the Lobos drew nine walks after walking seven times in the previous game against Houston Christian.
- In the bottom of the second, the Lobos batted around to score seven runs with four hits and drew five walks to take the 7-3 lead. Sydney Carithers reached on a walk, and after the lineup turned over, the Red Foxes intentionally walked Rachael Hathoot to load the bases and both Ashley Archuleta and Chloe Yeatts followed up with walks to tie the game at three.
- The Lobos later had a two-out rally in the fourth that started with a walk by Emma Bramson. Keyannah Chavez brought her around on a hit to left center, with the Lobo centerfielder taking third on a wild pitch on the next at-bat. Elizabeth Baylor walked and Grace Rana was hit by a pitch to load the bases, and DeNae Vasquez-Dickson extended the lead with a hit back up the middle to score two runs. The Lobos scored three runs on two hits in the inning, with all three runs coming from runners who reached on free bases.
- The Lobos have drawn 68 walks, with Chavez leading with 10, Archuleta with nine,

Hathoot, Carithers and Karly Smith at seven, Katherine Brunner at six, Vasquez-Dickson at five, Yeatts and Hayden Luderer at four, and Bramson and Baylor walking three times each.

I'LL FOLLOW YOU

- Sydney Carithers followed Coach Dickson to UNM after two seasons at SFA, where she played for Coach Dickson as a freshman.
- Her freshman season, Carithers played in 54 games with 52 starts, hitting .245 with a .338 slugging percentage and a .286 on-base percentage. She finished with 37 hits, six doubles, one triple and two home runs, recording 16 RBI.
- In her two seasons, she played in 105 games with 102 starts.

MIDDLE (WO)MEN

- The Lobos are anchored in the middle infield with the stability and experience of Ashley Archuleta (second) and Rachael Hathoot (shortstop).
- This season, Hathoot leads the Lobos in hits (38) and runs scored (20), and second in batting average (.380), on-base percentage (.418) and total bases (42). Archuleta leads the Lobos in stolen bases (seven), is tied for the lead in doubles (five), is third in on-base percentage (.337), fourth in batting average (.240) and slugging percentage (.333), and tied for fourth in RBI (nine) and total bases (25).
- To date, Archuleta has started in 124 games with 119 starts at second.
- The Rio Rancho, New Mexico native is coming off of her best season as a Lobo in terms of home runs (three), triples (five), batting average (.331), slugging percentage (.508) and RBI (25).
- She finished the season on a 10-game hitting streak and had 13 games with multiple hits and eight games with multiple RBI.
- In MW games, was second in hits (31), fifth in batting average (.437), sixth in slugging % (.676), 10th in on-base % (.481).
- Hathoot started all 32 games this season and all 50 games last season at shortstop, and has started all 154 games during her UNM career. The redshirt senior has shown her versatility, playing 42 games at second and four as a catcher her sophomore season (2021) and 26 games at third her freshman season. Hathoot missed 2022 due to injury.
- She is also coming off her best season as a Lobo with 59 hits, nine doubles, seven triples, 31 RBI, 91 total bases, 12 walks, 38 runs scored, a .396 batting average, .452 on-base percentage and .611 slugging percentage.
- She was 23-53 (.434) with runners in scoring position, 19-37 (.514) as the leadoff and 4-8 with bases loaded last season.
- Her seven triples tied for the third most in a single season in program history, last done in 1998. It also ranked fifth in the NCAA and her 0.14 triples per game ranked seventh.
- Hathoot led the team in batting average, slugging percentage, on-base percentage, doubles, triples, runs scored and total bases and she tied for the team high in RBI.
- Her 59 hits were more than her freshman and sophomore season combined, as were her 91 total bases.
- Hathoot had a career-best 15-game hit streak and career-best 20-game streak of reaching base and led the team with 18 multiple hit games, five games with three hits while also having seven multiple RBI games.

TAKE ME HOME COUNTRY ROADS

- On the season, the Lobos will travel to the home states for 19 Lobos in Arizona (two), California (five), Hawai'i (one), Louisiana (one) and Texas (10).

IT'S NOT HOW YOU START...

- UNM was picked eighth in the MW Preseason Coaches' Poll with 17 points and two points behind Utah State.

LAST ONE, BEST ONE FOR RACHAEL

- After earning Mountain West All-Conference First Team last season, New Mexico shortstop Rachael Hathoot has been selected by the conference coaches to the All-Mountain West Preseason Team, one of 12 position players and the only Lobo to earn the preseason distinction.
- "Rachael is a top three player in the Mountain West Conference," commented head softball coach Nicole Dickson. "She is talented, competitive and has a high game IQ. She's been a leader and set the tone from day 1. Her mentality, work ethic and drive are consistent, and I believe her best softball is in front of her this season."
- Hathoot enters the season after hitting .414 with a .643 slugging percentage and a .468 on-base percentage in 22 MW games in 2023. Against conference opponents, Hathoot recorded 29 hits, which included five doubles, four triples and a home run for 45 total bases and accounted for 19 runs and 13 RBI.
- The Albuquerque native led the Lobos in runs scored, was second in batting average, slugging percentage, on-base percentage, hits and total bases, tied for the team lead in triples and was third in runs batted in. Hathoot had nine multiple hit games with at least one hit in 18 conference games as well as seven MW games with at least one RBI and three games with multiple RBI.
- Among the MW, Hathoot finished tied for second in triples, fifth in hits, sixth in batting average, ninth in total bases, 11th in slugging percentage, 13th in on-base percentage and tied for 13th in runs scored. In addition, Hathoot turned six double plays, tied for the second most among conference players, and was third in assists (54).

IT STARTS IN THE CIRCLE

- From the time she was hired, Coach Dickson has repeatedly stated that success starts in the circle, and it starts with veteran returners Amber Linton and Taylor Snow.
- RHP Amber Linton appeared in a team-high 32 games and 25 starts, throwing 14 complete games and 158.2 innings last season. Linton led the MW with 164 strikeouts and 48 looking, while also leading in innings pitched. Her 14 complete games doubled her total from her sophomore season and in addition, she threw three shutouts and had 15 games with five or more strikeouts. Linton set a career high with 14 strikeouts at Utah State, one of three games that she finished with 10+ strikeouts. Her 164 strikeouts ranked 58th in the NCAA and were the fifth most in a single season in program history.
- Her 7.24 strikeouts per game in 2023 was the single-season program record, breaking her own record of 6.97 she set in 2022.
- Linton needs 105 strikeouts to set the career record at UNM, with the Lobo recording over 150 strikeouts her first two seasons at UNM.
- On Linton, Coach Dickson commented that, "Amber has been grinding all offseason to expand her pitch resume. She is the veteran of the staff and she's going to get the ball. I believe she has a chip on her shoulder from last season- she's hungry to win and her work ethic backs it up. If she commands the zone and we play defense behind her, she has the ability to be one of the top three pitchers in the Mountain West."
- In her first season at UNM, RHP Snow appeared in 29 games with 14 starts, throwing two complete games. She finished with a 4.86 ERA, pitching 90.2 innings and allowing 83 runs (63 earned), 128 hits, striking out 28 and walking 29. Snow had the second-most appearances, starts, innings pitched and strikeouts on the pitching staff and recorded two strikeouts in eight games with a season-high three strikeouts at Texas Tech on March 12.
- The Lobos added five pitchers, four of which are freshmen, in the offseason in McKenna Guest (RHP), Kenzie Jones (RHP) and Alina Ortiz (RHP) and Brooke Umali (LHP) and junior Emily Brouse (RHP), who previously played at Odessa.
- To date, Guest has made the most appearances with 19 and thrown a staff-high 72.1 innings with 14 starts, six complete games and one save. The Lobos have used six pitchers with each pitcher recording at least one start. Guest (five) and Snow (two) have earned a win.

NO LET UP IN NON-CONFERENCE

- Entering her second season at UNM, Coach Dickson put together a schedule that includes seven teams that competed in the NCAA Tournament last season (McNeese, Cal, Louisiana, Marist, Minnesota, GCU, and San Diego State from the MW) with a team that advanced to the Super Regionals, 15 teams that won over 30 games and three teams that won over 40 games last season.
- The Lobos faced three Power 5 teams in Cal (Pac-12), Minnesota (Big Ten) and Texas Tech (Big 12).

LIFE ON THE ROAD

- The Lobos have 14 of 54 total games at home.
- UNM's first 17 games of the season were on the road, taking the Lobos to Louisiana and three times to Texas with the home opener on Feb. 28 against Texas Tech.
- Following the Feb. 28 home game, the Lobos didn't have another home game until March 19 against UTEP and will remain at home with the MW series against UNLV starting on March 22. Among their road tour included a recent prolonged 10-day stay on the road with a tournament in Phoenix and the Lobos heading straight to Honolulu.
- The breakdown of the home games: one in February, four in March, six in April and three in May.

A LOOK BACK AT 2023

- The Lobos made statistical improvements in Coach Nicole Dickson's first year at UNM, both in NCAA rankings and among program single-season stats.
- When it comes to program milestones:
 - The .299 batting average was the best batting average since 2015 and tied the best batting average in the last 11 years. UNM's 231 runs were the most since 2016, the 399 hits were the most since 2015, the 14 triples were the most since 2010, the 214 RBI the most since 2015 as was the .368 on-base percentage. The 40 stolen bases were the most since 2013.
 - UNM pitched 4 shutouts, the most since 2013 and turned 22 double plays, the most since 2015.
- UNM improved from 2022 to 2023 in 8 NCAA statistical categories:
 - The Lobos improved 141 spots in double plays turned per game (finished 27th with .44), improved 88 spots in triples per game (29th at .28), 87 spots in stolen bases per game (192nd at .80), 86 spots in batting average (45th at .299), 49 spots in runs per game (95th at 4.62), 46 spots in on-base percentage (68th at .368), 16 spots in shutouts (189 at 4) and 12 spots in slugging percentage (88th at .422).
- On opening weekend last season, UNM beat No. 19 Oregon State 8-0 in five innings for the first win against a ranked opponent since 2016 and the first run-rule of a ranked opponent since 2012.
- UNM had two players finish in the top 4 in the MW in batting average, with one returner in Rachael Hathoot (second at .396), and Hathoot also finished in the top 5 in the MW in hits (fifth at 59). Both Hathoot and Ashley Archuleta were among the top 2 in triples with Hathoot leading with seven and Archuleta tied for second with five.
- The Lobos had two MW Freshman of the Week and Player of the Week award winners and one MW Pitcher of the Week winner.
- UNM also had two First Team All-Mountain West players in Archuleta and Hathoot, the second for Archuleta and first for Hathoot, and the first time that UNM has had two earn spots on the first team since 2014.

FIRST GAME, FIRST WIN

- Coach Dickson became just the second coach to win in their Lobo coaching debut, doing so with the largest margin of victory (+9) when UNM run-ruled Nicholls 12-3 in five on Feb. 9, 2023. Erica Beach was the other head coach to win in her first game (a 10-2, five inning win against Utah Valley on Feb. 12, 2011).

NUMERICAL ROSTER

#	NAME	POS	HT	YR	B/T	HOMETOWN (PREVIOUS SCHOOL)
00	DeNae Vasquez-Dickson	OF	5-4	Fr.	L/L	Grapevine, Texas (Colleyville Heritage HS)
1	Gabrielle Briones	UTIL	5-3	Fr.	R/R	Mesquite, Texas (Mesquite HS)
2	Savana Martinez	C	5-3	RS-Jr.	R/R	Albuquerque, N.M. (Rio Rancho HS)
3	Rachael Hathoot	INF	5-8	RS-Sr.	R/R	Albuquerque, N.M. (La Cueva HS)
4	Macie Andrews	OF	5-3	Fr.	R/R	Enid, Okla. (Chisholm HS)
5	Kenzie Jones	P	5-8	Fr.	R/R	Crawford, Texas (Crawford HS)
6	Alina Ortiz	P	5-6	Fr.	R/R	Corona, Calif. (Centennial HS)
7	Ashley Archuleta	INF	5-4	Jr.	L/R	Rio Rancho, N.M. (Cleveland HS)
8	Katherine Brunner	INF	5-7	Fr.	R/R	Katy, Texas (James E. Taylor HS)
9	Jewels Hanawahine	UTIL	5-9	Fr.	R/R	Waimanalo, Hawaii (Kamehameha Kapalama)
12	Savannah Braun	INF	5-10	Sr.	R/R	Tualatin, Ore. (Tualatin HS)
13	Elizabeth Baylor	OF	5-8	So.	R/R	Richmond, Texas (Churchill Fulshear HS)
14	Taylor Snow	P	5-10	RS-Jr.	R/R	Columbia, La. (Louisiana)
16	Brooke Umali	P	5-3	Fr.	L/L	Burlingame, Calif. (Aragon HS)
17	Amber Linton	P	6-0	Sr.	R/R	Franklin, Ind. (Indiana)
18	Grace Rana	C	5-6	So.	R/R	Queen Creek, Ariz. (Queen Creek HS)
20	Emma Bramson	INF	5-7	Jr.	R/R	Valencia, Calif. (Valencia HS)
21	Taylor Morgan	OF	5-6	So.	R/R	Gallup, N.M. (Trinidad State College)
23	McKenna Guest	P	5-6	Fr.	R/R	Pattonville, Texas (Prairiland HS)
24	Diamond Sandoval	OF	5-3	Sr.	R/R	Norwalk, Calif. (St. Paul HS)
25	Chloe Yeatts	C/INF	5-9	So.	R/R	Ardmore, Okla. (Lone Grove HS)
26	Karly Smith	OF	5-10	Fr.	L/R	Scottsdale, Ariz. (Horizon HS)
27	Hayden Luderer	UTIL	5-5	Fr.	R/R	Thousand Oaks, Calif. (Louisville HS)
28	Emily Brouse	P	6-0	Jr.	R/R	Harlan, Iowa (Odessa College)
33	Sydney Carithers	C/INF	5-6	Jr.	R/R	Fort Worth, Texas (Stephen F. Austin)
38	Keyannah Chavez	OF	5-1	So.	L/L	Leander, Texas (Glen HS)
44	Lauren Garcia	INF	5-11	RS-So.	R/R	El Paso, Texas (Montwood HS)
55	Amanda Croteau	INF	5-3	Fr.	R/R	Katy, Texas (Cinco Ranch HS)

COACHING STAFF

Head Coach: Nicole Dickson	2nd season	Eastern New Mexico
Assistant Coach: Morgan Spearman	2nd season	Angelo State
Assistant Coach: Skylar Black	2nd season	Stephen F. Austin
Assistant Coach: Sophie Hannabas	1st season	Stephen F. Austin

HOME

ARIZONA (2)

Grace Rana, Karly Smith

CALIFORNIA (5)

Emma Bramson, Hayden Luderer, Alina Ortiz, Diamond Sandoval, Brooke Umali

HAWAII (1)

Jewels Hanawahine

INDIANA (1)

Amber Linton

IOWA (1)

Emily Brouse

LOUISIANA (1)

Taylor Snow

NEW MEXICO (4)

Ashley Archuleta, Rachael Hathoot, Savana Martinez, Taylor Morgan

OKLAHOMA (2)

Macie Andrews, Chloe Yeatts

OREGON (1)

Savannah Braun

TEXAS (10)

Elizabeth Baylor, Gabrielle Briones, Katherine Brunner, Sydney Carithers, Keyannah Chavez, Amanda Croteau, Lauren Garcia, McKenna Guest, Kenzie Jones, Danae Vasquez-Dickson

PRONUNCIATION GUIDE

3	RACHAEL HATHOOT	Ray-chel HAT-hoot
9	Jewels HANAWAHINE	HA-nah-WHA-he-nay
12	Savannah BRAUN	BRAWN
16	Brooke UMALI	OOH-mall-e
18	Grace RANA	RAIN-ah
25	Chloe YEATTS	rhymes with Gates
27	Hayden LUDERER	Lew-DUR-urr
28	Emily BROUSE	rhymes with house
55	Amanda CROTEAU	Crow-toe
*audio pronunciations are available on their bio online		

CLASS

SENIORS (4)

17	Amber Linton	RHP
12	Savannah Braun	INF
3	Rachael Hathoot (RS)	INF
24	Diamond Sandoval	OF

JUNIORS (6)

7	Ashley Archuleta	INF
20	Emma Bramson	INF
28	Emily Brouse	P
33	Sydney Carithers	C
2	Savana Martinez (RS)	C
14	Taylor Snow (RS)	RHP

SOPHOMORES (6)

13	Elizabeth Baylor	OF
38	Keyannah Chavez	OF
44	Lauren Garcia (RS)	INF
21	Taylor Morgan	OF
18	Grace Rana	C
25	Chloe Yeatts	C

FRESHMEN (12)

4	Macie Andrews	OF
1	Gabrielle Briones	INF
8	Katherine Brunner	INF
55	Amanda Croteau	INF
23	McKenna Guest	RHP
9	Jewels Hanawahine	INF
5	Kenzie Jones	RHP
27	Hayden Luderer	UTIL
6	Alina Ortiz	P
26	Karly Smith	OF
16	Brooke Umali	LHP
00	DeNae Vasquez-Dickson	OF

POSITIONAL BREAKDOWN

PITCHERS (7)

5	Kenzie Jones
6	Alina Ortiz
14	Taylor Snow
16	Brooke Umali
17	Amber Linton
23	McKenna Guest
28	Emily Brouse

CATCHERS (2)

2	Savana Martinez
18	Grace Rana

CATCHER/INFIELDER (2)

25	Chloe Yeatts
33	Sydney Carithers

INFIELDER (7)

3	Rachael Hathoot
7	Ashley Archuleta
8	Katherine Brunner
12	Savannah Braun
20	Emma Bramson
44	Lauren Garcia
55	Amanda Croteau

OUTFIELDERS (7)

00	DeNae Vasquez-Dickson
4	Macie Andrews
13	Elizabeth Baylor
24	Diamond Sandoval
26	Karly Smith
38	Keyannah Chavez
UTILITY (3)	

1	Gabrielle Briones
9	Jewels Hanawahine
27	Hayden Luderer



DeNae Vasquez-Dickson
OF • 5-4 • FR. • L/L
Grapevine, Texas



Gabrielle Briones
UTIL • 5-3 • FR. • R/R
Mesquite, Texas



Savana Martinez
C • 5-3 • RS-JR. • R/R
Albuquerque, N.M.



Rachael Hathoot
INF • 5-8 • RS-SR. • R/R
Albuquerque, N.M.



Macie Andrews
OF • 5-3 • FR. • R/R
Enid, Okla.



Kenzie Jones
P • 5-8 • FR. • R/R
Crawford, Texas



Alina Ortiz
P • 5-6 • FR. • R/R
Corona, Calif.



Ashley Archuleta
INF • 5-4 • JR. • L/L
Rio Rancho, N.M.



Katherine Brunner
INF • 5-7 • FR. • R/R
Katy, Texas



Jewels Hanawahine
UTIL • 5-9 • FR. • R/R
Waimanalo, Hawai'i



Savannah Braun
INF • 5-10 • SR. • R/R
Tualatin, Ore.



Elizabeth Baylor
OF • 5-8 • SO. • R/R
Richmond, Texas



Taylor Snow
P • 5-10 • RS-JR. • R/R
Columbia, La.



Brooke Umali
P • 5-3 • FR. • L/L
Burlingame, Calif.



Amber Linton
P • 6-0 • SR. • R/R
Franklin, Ind.



Grace Rana
C • 5-6 • SO. • R/R
Queen Creek, Ariz.



Emma Bramson
INF • 5-7 • JR. • R/R
Valencia, Calif.



Taylor Morgan
OF • 5-6 • SO. • R/R
Gallup, N.M.



McKenna Guest
P • 5-6 • FR. • R/R
Pattonville, Texas



Diamond Sandoval
OF • 5-3 • SR. • R/R
Norwalk, Calif.



Chloe Yeatts
C/INF • 5-9 • SO. • R/R
Ardmore, Okla.



Karly Smith
OF • 5-10 • FR. • L/R
Scottsdale, Ariz.



Hayden Luderer
UTIL • 5-5 • FR. • R/R
Thousand Oaks, Calif.



Emily Brouse
P • 6-0 • JR. • R/R
Harlan, Iowa



Sydney Carithers
C/INF • 5-6 • JR. • R/R
Fort Worth, Texas



Keyannah Chavez
OF • 5-1 • SO. • L/L
Leander, Texas



Lauren Garcia
INF • 5-11 • RS-SO. • R/R
El Paso, Texas



Amanda Croteau
INF • 5-3 • FR. • R/R
Katy, Texas



Nicole Dickson
Head Coach



Morgan Spearman
Assistant Coach



Skylar Black
Assistant Coach



Sophie Hannabas
Assistant Coach

HEAD COACH NICOLE DICKSON



Nicole Dickson enters her second season as head coach of the Lobo softball program in 2023-24. Hired on June 3, 2022, Dickson is the sixth head coach in program history.

The Lobos took significant statistical strides in her first year in Albuquerque, producing numbers that hadn't been achieved in several years. Of note, UNM's .299 batting average was the best since 2015 and tied the best average for the program in the last 11 years. The 399 hits and 231 runs scored were the most since 2015 and 2016, respectively, and the 214 RBI and .368 on-base percentage were the highest since 2015. The team's 14 triples were the most in a single season since 2010 and the Lobos' 40 stolen bases were the most since 2013. Defensively, the Lobos led the MW with 22 double plays, the most turned since 2015 and the four shutouts were the most since 2013.

Additionally, UNM jumped in the NCAA rankings from a season ago in eight categories: batting average (a ranking improvement of 86 spots), triples per game (88 spots), stolen bases per game (87 spots), runs (49 spots), on-base percentage (46 spots), slugging percentage (12 spots), shutouts (16 spots) and double plays turned (141 spots). The Lobos ranked 45th in batting average, 27th in double plays per game, 29th in triples per game, 68th in on-base percentage and 88th in slugging percentage.

It didn't take long to see the potential as with UNM's season-opening win over Nicholls, Dickson became just the second Lobo head coach in program history to win in their coaching debut, doing so with the largest margin of victory (12-3 in five innings). Three games later, Dickson and the Lobos made more history, beating No. 19 Oregon State 8-0 in five innings for UNM's first win over a ranked opponent since 2016 and UNM's first run-rule win over a ranked opponent since 2012.

During the season, Dickson guided the Lobos to their first series win over Nevada since 2015, UNM's 8-0 win over SJSU on March 25 was the first shutout against the Spartans since May 8, 2015, and the 12 runs scored against CSU on April 16 were the most runs the Lobos have scored against the Rams since April 15, 2016. In the March 19th win at Utah State, the Lobos finished with 18 hits, 15 runs and struck out 14 Aggies, with the 18 hits the most since 2018 and the 15 runs were the most since 2019. The 15 runs were the most against the Aggies since April 26, 2014, and the 14 strikeouts by Amber Linton were the most in a game by a Lobo since 2013.

Among the conference, UNM had players in the top four in the MW in batting average (Rachael Hathoot second at .396 and Peyton Robinson fourth at .380), two players in the top 5 in the MW in hits (Robinson fourth at 60 and Hathoot fifth at 59), two players in the top 2 in triples (Hathoot first at seven and Ashley Archuleta tied for second at 5) and had two MW Player of the Week, one Pitcher of the Week and two Freshman of the Week honors.

UNM produced two All-Mountain West First Team members in Archuleta and Hathoot, who each had their best seasons in a Lobo uniform.

Hathoot produced her best season as a Lobo with 59 hits, nine doubles, seven triples, 31 RBI, 91 total bases, 12 walks, 38 runs scored, a .396 batting average, .452 on-base percentage and .611 slugging percentage and her seven triples tied for the third most in a single season in program history, last done in 1998. Her 59 hits were more than her freshman and sophomore seasons combined, as were her total bases. Further, she had a career-best 15-game hit streak and career-best 20-game streak of reaching base, while also leading the team with 18 multiple hit games, five games with three hits and had seven multiple RBI games with a career-high five RBI against NMSU. Among the MW, the Lobo led the MW in triples and assists (114), was second in fielding double plays, second in batting average, fifth in hits, eighth in slugging percentage and total bases and ninth in on-base percentage. Archuleta finished with 43 hits, four doubles, five triples (tied for the ninth most in a single season in program history) and three home runs, 25 RBI and 66 total bases, had a .508 slugging percentage, .331 batting average and .401 on-base percentage. She finished her best season as a Lobo in terms of home runs, triples, batting average, slugging percentage and stolen bases.

In the circle, Amber Linton recorded a MW-best 164 strikeouts and set a program record in strikeouts per game at 7.24, besting her own program record of 6.97 she set in 2022. Her 14 complete games doubled her total from the previous year and she also registered 15 games with five or more strikeouts and three games with 10-plus strikeouts, an improvement over last season as well.

Nationally, Hathoot finished 53rd in the NCAA in batting average, fifth in triples and seventh in triples per game, Archuleta finished 28th in triples and 30th in triples per game, Robinson finished 30th in sacrifice bunts and Linton finished 58th in strikeouts.

"I am excited to have Nicole join the Lobo Family," said Vice President/Director of Athletics Eddie Nuñez at the time of her hire. "She has been highly successful at multiple levels, and she has a history of building programs. Her vision for what Lobo Softball can be, and how to build it, is what we need to bring our program to a championship level."

Prior to arriving at UNM, Dickson spent six seasons as the head coach at Stephen F. Austin, with the Ladyjacks surpassing 30 wins in four of five seasons and were on pace for another stellar result in the shortened 2020 season with a 19-4 record. Through her six seasons, Dickson compiled a 169-123 record and was named the 2021 Southland Conference Coach of the Year.

Under her leadership, SFA had 20 all-conference selections, as well as two hitter of the year and pitcher of the year selections, a player of the year and a freshman of the year.

"I am grateful for the opportunity to join UNM Athletics," Dickson stated upon her selection as the new Lobo head coach. "I really value, and aligned with, the core values and vision for the program. Both Eddie Nuñez and Deputy A.D. for External Affairs Dave Williams are all in, and are willing to support the student-athletes to have a quality experience and want to see softball be successful. I loved the community and coaches and the beautiful campus sells itself."

"I am excited to work with the student-athletes and develop a competitive, hard-working culture focused on getting better every day. The goal is to compete for championships and represent the campus and community positively on and off the field."

In her last season at SFA, the Ladyjacks went 18-6 in conference play and 31-27 overall, winning the Southwest Division and advancing to the WAC Tournament final as the No. 2 seed. The Ladyjacks had three players make the All-WAC team with Cassidy Wilbur claiming Pitcher of the Year. Wilbur struck out a conference-best 219 batters, holding the opposition to a .211 batting average while recording a WAC-high 37 appearances and tying the WAC lead in wins with 19. In her 18 complete games, she recorded a conference-high six shutouts.

Prior to that, the Ladyjacks won their second Southland Conference regular season title in 2021 with a 35-12 overall and 25-2 conference record, resulting in Dickson being selected Coach of the Year.

As a result of Dickson's and the Ladyjacks' success, three players were named to the 2021 NFCA All-Region Division I teams, with two first team selections and a third team selection. In addition, under her guidance, SFA had seven named to the all-conference teams that included the Southland Conference's Pitcher of the Year, Hitter of the Year and Player of the Year. Wilbur was also named Southland Conference Pitcher and Player of the Year in the league, the first time a Ladyjack has collected both honors simultaneously, as well as named a JWOS All-American Second Team.

Further, in 2021, the program set three program records. SFA's 25 league wins and just two conference losses were a program best, with the team setting another program record with 18 consecutive wins.

In the shortened 2020 season, Dickson and the Ladyjacks went 19-4 and set a program record with a then-13 consecutive wins with a NCAA Division I best nine true road wins. In the 2019, SFA went 36-23, compiling wins over Power Five programs Illinois, Mississippi State, Indiana and Baylor.

Before taking the helm at SFA, Dickson gained experience as the head coach at Tyler Junior College (2013-16) and a spent a year as the head coach at Paris Junior College (2012-13). Dickson got her start in coaching as a graduate assistant at Hardin-Simmons in 2008 before getting her first coaching job as an assistant coach at Howard College in 2010.

Dickson earned a B.S. in health and physical education from Eastern New Mexico in 2008 and earned a master's in sports management and kinesiology from Hardin-Simmons in 2009.

In addition, Coach Dickson's first win at SFA was against UNM (a 5-1 win on Feb. 17, 2017).

HEAD COACH NICOLE DICKSON

YEAR-BY-YEAR

YEAR	SCHOOL	OVERALL	CONFERENCE
2024	New Mexico	9-23 (.281)	1-2 (.333)
2023	New Mexico	19-31 (.380)	6-16 (.273)
2022	Stephen F. Austin	31-27 (.534)	18-6 (.750)
2021	Stephen F. Austin	35-12 (.745)	25-2 (.926)
2020	Stephen F. Austin	19-4 (.826)	3-0 (1.000)
2019	Stephen F. Austin	36-23 (.610)	18-9 (.667)
2018	Stephen F. Austin	31-24 (.564)	18-9 (.667)
2017	Stephen F. Austin	17-33 (.340)	9-15 (.375)
2016	Tyler JC	60-6 (.909)	27-1 (.964)
2015	Tyler JC	39-18 (.684)	18-10 (.643)
2014	Tyler JC	Hired to start softball program	
2013	Paris JC		
2012	Paris JC		

COACHING HISTORY

2017-22: Stephen F. Austin, Head Coach
2013-16: Tyler Junior College, Head Coach
2012-13: Paris Junior College, Head Coach
2010-12: Howard College, Assistant Coach
2008-09: Hardin-Simmons, Graduate Assistant

COACH DICKSON UNM RECORDS

OPPONENT	Series	H	A	N
Abilene Christian	0-2		0-2	
Arizona State	0-1		0-1	
Boise State	0-3	0-3		
Buffalo	3-0			3-0
Cal	0-1			0-1
Cal State Bakersfield	2-0	2-0		
Charlotte	1-0			1-0
Chattanooga	0-1			0-1
Cleveland State	0-1			0-1
Colorado State	1-1	1-1		
Creighton	1-0			1-0
Fresno State	0-3		0-3	
Grand Canyon	0-2		0-2	
Hawai'i	1-1		1-1	
Houston	1-0			1-0
Houston Christian	0-1			0-1
Louisiana	0-1		0-1	
LSU	0-2		0-2	
Manhattan	1-0			1-0
Marist	2-0			2-0
McNeese	0-1		0-1	
Minnesota	0-1			0-1
Montana	1-0			1-0
Nebraska	0-2			0-2
Nevada	2-1	2-1		
New Mexico State	1-1	1-0	0-1	
Nicholls	1-0		1-0	
North Texas	0-2		0-2	
Oklahoma State	0-1			0-1
Oregon State	1-1			1-1
Pacific	0-1			0-1
San Diego State	0-3		0-3	
San José State	3-3	2-1	1-2	
Santa Clara	0-1			0-1
Stephen F. Austin	1-1			1-1
Tennessee State	1-0			1-0
Texas Tech	0-6	0-1	0-4	0-1
Toledo	1-0			1-0
UConn	0-1			0-1
UNLV	0-2		0-2	
Utah State	1-2		1-2	
UTEP	2-3	2-1	0-2	
Washington	0-1			0-1
	28-54	10-8	4-31	14-15

RANKED WINS AT UNM

No. 19 Oregon State 8-0 (5) 2/11/23

OVERALL RANKED WINS

No. 16 Indiana 1-0 3/1/19
No. 24 Mississippi St. 1-0 2/10/19
No. 25 Illinois 7-2 2/23/19
No. 19 Oregon State 8-0 (5) 2/11/23

COACH DICKSON ALL-TIME RECORDS

OPPONENT	Series	H	A	N
Abilene Christian	9-11	2-4	7-7	
Arizona State	0-1		0-1	
Arkansas-Pine Bluff	1-0			1-0
Austin Peay	1-0			1-0
Baylor	1-3	0-1	1-2	
Belmont	1-0			1-0
Boise State	0-3	0-3		
Bowling Green	0-1			0-1
Buffalo	3-0			3-0
Butler	1-1			1-1
Cal	0-1			0-1
Cal State Bakersfield	2-0	2-0		
Central Arkansas	6-6	2-1	4-4	0-1
Charlotte	1-0			1-0
Chattanooga	0-1			0-1
Cleveland State	0-1			0-1
Colorado State	1-1	1-1		
Coppin State	1-0			1-0
Creighton	1-0			1-0
Drake	1-0			1-0
Evansville	0-1			0-1
Fresno State	0-3		0-3	
Georgia State	0-1			0-1
Grambling State	1-0			1-0
Grand Canyon	1-3		0-2	1-2
Hawai'i	1-1		1-1	
Hofstra	1-0			1-0
Houston	1-2		0-2	1-0
Houston Baptist	10-3	7-2	3-0	0-1
Illinois	1-0			1-0
Illinois State	0-1			0-1
Incarinate Word	11-1	2-1	9-0	
Indiana	1-0			1-0
Jackson State	3-0	1-0		2-0
Jacksonville	1-1			1-1
Jacksonville St.	1-0			1-0
Kansas	0-3			0-3
Kent State	1-0			1-0
Lamar	15-6	7-5	8-1	
Louisiana	0-3		0-3	
Louisiana-Monroe	6-3	1-1	4-2	1-0
LSU	0-6		0-6	
Louisiana Tech	2-4	2-1	0-2	0-1
Manhattan	1-0			1-0
Marist	2-0			2-0
Maryland	1-0			1-0
McNeese	4-10	4-3	0-5	0-2
Memphis	3-0	2-0		1-0
Middle Tennessee	4-0	1-0		3-0
Minnesota	0-1			0-1
Mississippi State	1-3		1-3	
Mississippi Valley	2-1			2-1
Missouri	0-1		0-1	
Missouri State	1-5		0-1	1-4
Montana	1-0			1-0
Nebraska	0-2			0-2
Nevada	2-1	2-1		
New Mexico	2-0			2-0
New Mexico State	1-1	1-0	0-1	
Nicholls	5-5	4-2	1-3	
North Texas	0-6		0-6	
Northern Iowa	2-0			2-0
Northwestern State	8-3	6-3	1-0	1-0
Oklahoma State	0-1			0-1
Ole Miss	0-3		0-3	
Oregon	0-1			0-1
Oregon State	1-1			1-1
Pacific	0-1			0-1
Pitt	0-1			0-1
Prairie View	6-0	2-0	4-0	
Purdue	2-0			2-0
Sam Houston State	13-6	5-1	8-4	0-1
San Diego State	0-3		0-3	
San José State	3-3	2-1	1-2	
Santa Clara	0-1			0-1
Seattle	2-0			2-0
South Alabama	2-3		2-3	
South Dakota State	0-1			0-1
Southeastern La.	1-3		1-2	0-1
Southern	3-0			3-0
Southern Illinois	0-1			0-1
Southern Miss	1-1		1-1	
Stephen F. Austin	1-1			1-1
Syracuse	0-1			0-1
Tarleton State	6-2	2-1	3-0	1-1
Tennessee State	1-0			1-0
Tennessee Tech	1-1			1-1
Texas Arlington	2-3	1-1	1-2	
Texas A&M	0-5		0-5	
Texas A&M-CC	8-1	3-0	5-1	
Texas Southern	8-0	3-0	4-0	1-0
Texas Tech	0-7	0-1	0-4	0-2
Toledo	1-0			1-0
UConn	0-1			0-1
UMKC	0-2			0-2
UNLV	0-2		0-2	
USC Upstate	0-1			0-1
UTEP	2-3	2-1	0-2	
Utah State	1-2		1-2	
UT Martin	1-0			1-0
Valparaiso	1-0			1-0
Washington	0-1			0-1
Western Kentucky	0-2			0-2
Western Michigan	3-0			3-0
	197-177	67-35	71-92	59-50

SERIES HISTORY

UNLV

SERIES RECORD: 33-61

2/27/88	L	3-1
2/24/90	W	1-0
2/24/90	L	4-3
2/19/97	L	11-4
2/19/97	L	4-3
5/10/97	W	2-1
5/10/97	L	12-1
3/17/98	L	1-0
5/9/98	L	11-3
5/9/98	L	7-5
4/24/99	W	9-1
4/24/99	W	8-3
4/25/99	W	9-5
4/16/00	W	7-5
4/16/00	W	8-2
5/5/00	W	9-1
5/5/00	W	8-0
5/11/00	W	7-0
4/15/01	L	4-2
4/15/01	W	10-9
5/4/01	W	4-2
5/4/01	W	6-0
5/11/01	W	3-1
4/14/02	W	6-1
4/14/02	L	6-4
4/26/02	L	6-5
4/26/02	L	4-2
3/30/03	L	4-3
3/30/03	W	7-1
5/2/03	W	3-2
5/2/03	W	1-0
5/9/03	L	3-1
2/6/04	L	3-2
4/9/04	L	7-0
4/9/04	L	4-3
4/25/04	W	6-2
4/25/04	W	3-0
4/1/05	L	10-4
4/1/05	W	7-3
5/8/05	L	4-2
5/8/05	L	7-2
4/9/06	W	1-0
4/9/06	L	4-2
4/21/06	L	6-3 (8)
4/21/06	L	11-3 (5)
5/12/06	L	4-0
4/13/07	W	6-1(5)
4/28/07	W	5-4
4/29/07	L	7-5
4/29/07	L	8-6
4/19/08	L	14-5
4/20/08	L	5-3
5/2/08	L	6-3
5/2/08	L	5-3
4/10/09	L	8-7 (8)
4/25/09	L	12-1 (5)
4/26/09	L	8-4
4/10/10	L	8-3
4/11/10	L	12-11
5/13/10	L	3-1
4/9/11	L	3-1
4/10/11	W	2-1
5/12/11	L	2-1
5/4/12	L	8-4
5/5/12	W	13-7
5/6/12	L	7-6 (8)
4/12/13	L	8-0 (6)

4/13/13	W	10-0 (5)
4/14/13	L	1-0
4/17/14	W	11-10
4/18/14	L	10-2 (5)
4/19/14	L	12-9
3/27/15	L	6-5
3/28/15	W	6-3 (8)
3/29/15	W	2-1
4/22/16	L	13-12
4/23/16	L	7-6
4/24/16	L	7-3
3/24/17	W	3-2
3/25/17	L	4-2
3/26/17	W	5-4
3/16/18	W	5-2
3/17/18	L	6-0
3/18/18	L	9-1 (5)
5/9/19	L	2-1
5/10/19	L	8-0 (6)
5/11/19	L	2-0
4/17/21	L	5-0
4/17/21	W	1-0
4/18/21	L	4-2
4/29/22	L	11-1 (5)
4/30/22	L	16-6 (6)
5/1/22	L	5-0
5/5/23	L	6-5
5/6/23	L	10-9

SERIES NOTES

LAST WIN	4/17/21 (1-0)
LAST LOSS	5/6/23 (10-9)
LAST HOME WIN	3/16/18 (5-2)
LAST HOME LOSS	5/1/22 (5-0)
LAST ROAD WIN	4/17/21 (1-0)
LAST ROAD LOSS	5/6/23 (10-9)
LAST SEASON SWEEP	2000
LAST SEASON SWEPT	2023
LAST SERIES WIN	2017
LAST FIVE GAMES	0-5
LAST 10 GAMES	1-9
LAST SHUTOUT WIN	4/17/21 (1-0)
LAST SHUTOUT LOSS	5/1/22 (5-0)

STAT COMPARISON

UNM

UNLV

OFFENSE

AVG.	.248	.312
OB %	.318	.412
SLG%	.326	.470
RUNS AVG.	103 3.2	155 6.2
HITS AVG.	197 6.2	201 8.0
BB AVG.	68 2.1	97 3.9
RBI	92	143
HR	9	17
SB-ATT	31-34	18-21

PITCHING

ERA	5.49	2.79
SO AVG.	104 3.3	106 4.2
BB AVG.	96 3.0	75 3.0
OPP. AVG.	.306	.234

FIELDING

DP	12	5
FLD %	.960	.964

UNM WHEN HOME/AWAY/NEUTRAL

STAT	HOME (2)	AWAY (16)	NEUTRAL (14)
RUNS	8	39	56
Opp	10	102	79
BAVG.	.286	.210	.284
Opp	.231	.313	.309
HITS	14	81	102
Opp	12	127	114
HR	3	3	3
SO	11	58	59
Opp	7	42	55
BB	3	18	47
Opp	3	46	47
ERA	4.50	6.29	4.80
Opp	4.31	1.78	3.63

BY MONTH

BATTING

MONTH	AVG.	G	AB	R	H	2B	3B	HR	RBI	TB	SLG%	BB	SO	OB%	SF	SH	SB	SBA
Feb.	.252	18	445	61	112	15	3	4	53	145	.326	41	72	.328	5	11	24	26
March	.244	14	349	42	85	12	1	5	39	114	.327	27	56	.305	5	14	7	8
April																		
May																		
TOT	.248	32	794	103	197	27	4	9	92	259	.326	68	128	.318	10	25	31	34

PITCHING

Month	ERA	W-L	G	CG	SHO	SV	IP	H	R	ER	SO	BB	2B	3B	HR	AVG.	WP	HBP
Feb.	5.92	4-14	18	6	0	1	110.0	158	123	93	68	68	33	3	13	.327	8	12
March	4.95	5-9	14	4	0	0	87.2	95	68	62	36	28	16	7	15	.276	4	7
April																		
May																		
TOT	5.49	9-23	32	10	0	1	197.2	253	191	155	104	96	49	10	28	.306	12	19

2024 MW PLAYERS OF THE WEEK

PLAYER OF THE WEEK PITCHER OF THE WEEK FRESHMAN OF THE WEEK



GAME-BY-GAME STARTERS**BY POSITION**

DATE	OPPONENT	SP	C	1B	2B	SS	3B	LF	CF	RF	DP
2/9	Tennessee St.	Linton	Carithers	Yeatts	Archuleta	Hathoot	Bramson	Andrews	Chavez	Baylor	Brunner
2/9	McNeese	Snow	Carithers	Yeatts	Archuleta	Hathoot	Bramson	Andrews	Chavez	Baylor	Brunner
2/10	Chattanooga	Guest	Carithers	Yeatts	Archuleta	Hathoot	Bramson	Andrews	Chavez	Baylor	Brunner
2/10	Cal	Snow	Carithers	Yeatts	Archuleta	Hathoot	Brunner	Baylor	Chavez	Bramson	Garcia
2/11	Louisiana	Guest	Carithers	Yeatts	Briones	Hathoot	Brunner	Baylor	Chavez	Bramson	Archuleta
2/14	UTEP	Guest	Carithers	Yeatts	Archuleta	Hathoot	Brunner	Vasquez-Dickson	Chavez	Baylor	Bramson
2/14	UTEP	Linton	Carithers	Yeatts	Archuleta	Hathoot	Brunner	Andrews	Chavez	Baylor	Bramson
2/16	Marist	Guest	Rana	Yeatts	Archuleta	Hathoot	Brunner	Vasquez-Dickson	Chavez	Baylor	Bramson
2/16	ACU	Brouse	Carithers	Yeatts	Archuleta	Hathoot	Brunner	Vasquez-Dickson	Chavez	Baylor	Bramson
2/17	HCU	Guest	Carithers	Yeatts	Archuleta	Hathoot	Brunner	Vasquez-Dickson	Chavez	Baylor	Bramson
2/18	Marist	Jones	Carithers	Yeatts	Archuleta	Hathoot	Brunner	Vasquez-Dickson	Chavez	Baylor	Bramson
2/18	ACU	Guest	Rana	Yeatts	Archuleta	Hathoot	Bramson	Vasquez-Dickson	Chavez	Baylor	Brunner
2/23	SFA	Guest	Carithers	Yeatts	Archuleta	Hathoot	Brunner	Luderer	Chavez	Baylor	Bramson
2/23	North Texas	Snow	Carithers	Yeatts	Archuleta	Hathoot	Briones	Baylor	Luderer	Bramson	Chavez
2/24	SFA	Guest	Carithers	Yeatts	Archuleta	Hathoot	Briones	Vasquez-Dickson	Chavez	Baylor	Bramson
2/24	North Texas	Snow	Rana	Bramson	Archuleta	Hathoot	Brunner	Vasquez-Dickson	Luderer	Baylor	Smith
2/25	Minnesota	Guest	Carithers	Bramson	Archuleta	Hathoot	Brunner	Vasquez-Dickson	Luderer	Baylor	Chavez
2/28	Texas Tech	Guest	Yeatts	Bramson	Archuleta	Hathoot	Carithers	Vasquez-Dickson	Chavez	Baylor	Brunner
3/1	Pacific	Snow	Yeatts	Bramson	Archuleta	Hathoot	Carithers	Vasquez-Dickson	Chavez	Smith	Brunner
3/1	Montana	Umali	Yeatts	Bramson	Archuleta	Hathoot	Carithers	Vasquez-Dickson	Chavez	Luderer	Smith
3/2	Toledo	Guest	Yeatts	Bramson	Archuleta	Hathoot	Carithers	Chavez	Luderer	V.-Dickson	Smith
3/2	GCU	Snow	Rana	Bramson	Brunner	Hathoot	Carithers	Chavez	Luderer	V.-Dickson	Yeatts
3/7	Cleveland St.	Guest	Yeatts	Bramson	Brunner	Hathoot	Carithers	Chavez	Luderer	V.-Dickson	Baylor
3/7	Hawai'i	Snow	Yeatts	Bramson	Brunner	Hathoot	Carithers	Chavez	Luderer	V.-Dickson	Smith
3/8	UConn	Guest	Yeatts	Bramson	Brunner	Hathoot	Carithers	Chavez	Luderer	V.-Dickson	Smith
3/8	Hawai'i	Brouse	Yeatts	Bramson	Brunner	Hathoot	Carithers	Chavez	V.-Dickson	Baylor	Smith
3/12	Texas Tech	Brouse	Yeatts	Bramson	Brunner	Hathoot	Carithers	Chavez	V.-Dickson	Baylor	Archuleta
3/12	Texas Tech	Guest	Rana	Bramson	Brunner	Hathoot	Carithers	Chavez	V.-Dickson	Baylor	Archuleta
3/15	San José St.	Snow	Yeatts	Bramson	Archuleta	Hathoot	Carithers	Chavez	V.-Dickson	Baylor	Brunner
3/16	San José St.	Guest	Yeatts	Bramson	Archuleta	Hathoot	Carithers	Chavez	V.-Dickson	Luderer	Briones
3/17	San José St.	Snow	Yeatts	Bramson	Archuleta	Hathoot	Carithers	Chavez	V.-Dickson	Luderer	Brunner
3/19	UTEP	Guest	Yeatts	Bramson	Briones	Hathoot	Carithers	Chavez	V.-Dickson	Luderer	Brunner
3/22	UNLV										
3/23	UNLV										
3/24	UNLV										
3/26	New Mexico St.										
3/26	New Mexico St.										
3/28	Nevada										
3/29	Nevada										
3/30	Nevada										
4/3	San Diego St.										
4/3	San Diego St.										
4/6	Colorado St.										
4/7	Colorado St.										
4/16	New Mexico St.										
4/19	Utah St.										
4/20	Utah St.										
4/21	Utah St.										
4/26	Boise St.										
4/27	Boise St.										
4/28	Boise St.										
5/2	Fresno St.										
5/3	Fresno St.										
5/4	Fresno St.										

BREAKDOWN

SP	C	1B	2B	SS	3B	LF	CF	RF	DP
Guest (16)	Carithers (14)	Bramson (17)	Archuleta (23)	Hathoot (32)	Carithers (15)	Chavez (12)	Chavez (17)	Baylor (19)	Brunner (9)
Snow (9)	Yeatts (13)	Yeatts (15)	Brunner (7)		Brunner (11)	Vas.-D (12)	Luderer (8)	V.-Dickson (5)	Bramson (8)
Brouse (3)	Rana (5)		Briones (2)		Bramson (4)	Andrews (4)	Vas.-D (7)	Luderer (4)	Smith (6)
Linton (2)					Briones (2)	Baylor (3)		Bramson (3)	Archuleta (3)
Jones (1)						Luderer (1)		Smith (1)	Chavez (2)
Umali (1)									Baylor (1)
									Briones (1)
									Garcia (1)
									Yeatts (1)

GAME-BY-GAME STARTERS**BY BATTING ORDER**

DATE	OPPONENT	1	2	3	4	5	6	7	8	9
2/9	Tennessee St.	Hathoot	Chavez	Archuleta	Yeatts	Bramson	Brunner	Baylor	Carithers	Andrews
2/9	McNeese	Hathoot	Archuleta	Yeatts	Chavez	Brunner	Baylor	Carithers	Bramson	Andrews
2/10	Chattanooga	Hathoot	Archuleta	Yeatts	Chavez	Brunner	Baylor	Carithers	Bramson	Andrews
2/10	Cal	Archuleta	Hathoot	Yeatts	Chavez	Garcia	Brunner	Baylor	Bramson	Carithers
2/11	Louisiana	Chavez	Hathoot	Yeatts	Bramson	Archuleta	Brunner	Baylor	Briones	Carithers
2/14	UTEP	Hathoot	Chavez	Yeatts	Archuleta	Bramson	Brunner	Baylor	Carithers	Vas.-Dickson
2/14	UTEP	Hathoot	Bramson	Yeatts	Archuleta	Chavez	Baylor	Brunner	Carithers	Andrews
2/16	Marist	Hathoot	Vas.-Dickson	Archuleta	Bramson	Brunner	Yeatts	Baylor	Chavez	Rana
2/16	ACU	Hathoot	Vas.-Dickson	Archuleta	Bramson	Brunner	Yeatts	Baylor	Chavez	Carithers
2/17	HCU	Hathoot	Chavez	Archuleta	Bramson	Yeatts	Brunner	Baylor	Carithers	Vas.-Dickson
2/18	Marist	Hathoot	Archuleta	Yeatts	Brunner	Bramson	Chavez	Baylor	Carithers	Vas.-Dickson
2/18	ACU	Hathoot	Archuleta	Yeatts	Brunner	Bramson	Chavez	Baylor	Rana	Vas.-Dickson
2/23	SFA	Hathoot	Chavez	Archuleta	Yeatts	Bramson	Brunner	Baylor	Carithers	Luderer
2/23	North Texas	Hathoot	Chavez	Archuleta	Yeatts	Bramson	Briones	Baylor	Carithers	Luderer
2/24	SFA	Hathoot	Chavez	Archuleta	Yeatts	Bramson	Baylor	Briones	Carithers	Vas.-Dickson
2/24	North Texas	Archuleta	Vas.-Dickson	Hathoot	Brunner	Bramson	Smith	Baylor	Rana	Luderer
2/25	Minnesota	Archuleta	Chavez	Hathoot	Bramson	Brunner	Baylor	Vas.-Dickson	Carithers	Luderer
2/28	Texas Tech	Chavez	Hathoot	Archuleta	Bramson	Yeatts	Brunner	Baylor	Carithers	Vas.-Dickson
3/1	Pacific	Chavez	Hathoot	Archuleta	Yeatts	Bramson	V.-Dickson	Brunner	Smith	Carithers
3/1	Montana	Chavez	Hathoot	Archuleta	Yeatts	V.-Dickson	Bramson	Smith	Luderer	Carithers
3/2	Toledo	Chavez	Hathoot	Archuleta	Yeatts	V.-Dickson	Bramson	Smith	Luderer	Carithers
3/2	GCU	Chavez	Hathoot	Yeatts	Brunner	V.-Dickson	Bramson	Rana	Luderer	Carithers
3/7	Cleveland St.	Chavez	Hathoot	Yeatts	Bramson	Vas.-Dickson	Brunner	Baylor	Luderer	Carithers
3/7	Hawai'i	Chavez	Vas.-Dickson	Hathoot	Yeatts	Bramson	Brunner	Smith	Luderer	Carithers
3/8	UConn	Hathoot	Chavez	Yeatts	Vas.-Dickson	Brunner	Smith	Bramson	Carithers	Luderer
3/8	Hawai'i	Hathoot	Vas.-Dickson	Chavez	Brunner	Yeatts	Smith	Bramson	Baylor	Carithers
3/12	Texas Tech	Hathoot	Vas.-Dickson	Chavez	Brunner	Archuleta	Bramson	Yeatts	Baylor	Carithers
3/12	Texas Tech	Hathoot	Vas.-Dickson	Chavez	Brunner	Archuleta	Bramson	Rana	Baylor	Carithers
3/15	San José St.	Hathoot	Vas.-Dickson	Chavez	Archuleta	Yeatts	Bramson	Brunner	Baylor	Carithers
3/16	San José St.	Hathoot	Vas.-Dickson	Chavez	Archuleta	Bramson	Yeatts	Briones	Luderer	Carithers
3/17	San José St.	Hathoot	Vas.-Dickson	Chavez	Yeatts	Archuleta	Brunner	Bramson	Luderer	Carithers
3/19	UTEP	Hathoot	Vas.-Dickson	Chavez	Yeatts	Briones	Brunner	Bramson	Luderer	Carithers
3/22	UNLV									
3/23	UNLV									
3/24	UNLV									
3/26	New Mexico St.									
3/26	New Mexico St.									
3/28	Nevada									
3/29	Nevada									
3/30	Nevada									
4/3	San Diego St.									
4/3	San Diego St.									
4/6	Colorado St.									
4/7	Colorado St.									
4/16	New Mexico St.									
4/19	Utah St.									
4/20	Utah St4									
4/21	Utah St.									
4/26	Boise St.									
4/27	Boise St.									
4/28	Boise St.									
5/2	Fresno St.									
5/3	Fresno St.									
5/4	Fresno St.									

BREAKDOWN**LEADOFF**

Hathoot (21)
Chavez (8)
Archuleta (3)

2ND

Vasquez-Dickson (11)
Chavez (8)
Hathoot (8)
Archuleta (4)
Bramson (1)

3RD

Archuleta (11)
Yeatts (11)
Chavez (7)
Hathoot (3)

CLEANUP

Yeatts (10)
Bramson (7)
Brunner (7)
Archuleta (4)
Chavez (3)
Vasquez-Dickson (1)

5TH

Bramson (11)
Brunner (6)
Archuleta (4)
Vasquez-Dickson (4)
Yeatts (4)
Briones (1)
Chavez (1)
Garcia (1)

6TH

Brunner (11)
Bramson (6)
Baylor (5)
Smith (3)
Yeatts (3)
Chavez (2)
Briones (1)
Vasquez-Dickson (1)

7TH

Baylor (14)
Bramson (4)
Brunner (3)
Smith (3)
Briones (2)
Carithers (2)
Rana (2)
Vasquez-Dickson (1)
Yeatts (1)

8TH

Carithers (11)
Luderer (8)
Baylor (4)
Bramson (3)
Chavez (2)
Rana (2)
Briones (1)
Smith (1)

9TH

Carithers (16)
Vasquez-Dickson (6)
Luderer (5)
Andrews (4)
Rana (1)

NEW MEXICO OVERALL STATISTICS

Record: 9-23 Home: 1-1 Away: 2-14 Neutral: 6-8 MW: 1-2

Player	avg	gp-gs	ab	r	h	2b	3b	hr	rbi	tb	slg%	bb	hp	so	gdp	ob%	sf	sh	sb-att	po	a	e	fld%
38 CHAVEZ, Keyannah	.388	32-31	85	17	33	4	2	4	15	53	.624	10	2	9	0	.459	1	5	3-4	57	1	2	.967
3 HATHOOT, Rachael	.380	32-32	100	20	38	4	0	0	8	42	.420	7	1	8	0	.418	2	4	4-4	41	77	6	.952
20 BRAMSON, Emma	.250	32-32	88	11	22	1	1	0	8	25	.284	3	3	6	0	.289	3	3	5-5	117	4	4	.968
7 ARCHULETA, Ashley	.240	27-26	75	11	18	5	1	0	9	25	.333	9	2	22	0	.337	0	0	7-8	39	28	6	.918
25 YEATTS, Chloe	.239	31-29	88	6	21	5	0	4	19	38	.432	4	4	16	3	.296	2	1	0-0	107	8	2	.983
8 BRUNNER, Katherine	.219	31-27	73	4	16	3	0	1	12	22	.301	6	1	16	0	.284	1	0	1-1	33	17	3	.943
0 VASQUEZ-DICKSO	.217	31-24	69	9	15	1	0	0	9	16	.232	5	0	6	0	.270	0	6	4-4	53	2	1	.982
33 CARITHERS, Sydney	.179	31-29	56	9	10	3	0	0	6	13	.232	7	2	9	0	.288	1	3	3-4	71	34	6	.946
13 BAYLOR, Elizabeth	.177	26-23	62	6	11	0	0	0	2	11	.177	3	1	9	2	.227	0	0	2-2	21	0	0	1.000

9 HANAWAHINE, Jewels	.333	3-0	3	0	1	0	0	0	0	1	.333	0	0	2	0	.333	0	0	0-0	0	0	0	.000
1 BRIONES, Gabrielle	.222	12-5	18	1	4	1	0	0	0	5	.278	0	0	3	1	.222	0	1	1-1	5	7	0	1.000
26 SMITH, Karly	.130	17-7	23	1	3	0	0	0	2	3	.130	7	0	8	0	.333	0	0	0-0	1	0	0	1.000
18 RANA, Grace	.111	9-5	9	0	1	0	0	0	1	1	.111	1	1	2	0	.273	0	1	0-0	16	0	2	.889
27 LUDERER, Hayden	.107	21-13	28	5	3	0	0	0	0	3	.107	4	1	8	0	.242	0	1	1-1	22	0	0	1.000
4 ANDREWS, Macie	.091	13-4	11	3	1	0	0	0	0	1	.091	0	0	4	0	.091	0	0	0-0	6	0	1	.857
24 SANDOVAL, Diamond	.000	3-0	3	0	0	0	0	0	0	0	.000	0	0	0	0	.000	0	0	0-0	0	0	0	.000
44 GARCIA, Lauren	.000	4-1	3	0	0	0	0	0	1	0	.000	2	0	0	0	.400	0	0	0-0	0	0	0	.000
Totals	.248	32	794	103	197	27	4	9	92	259	.326	68	18	128	6	.318	10	25	31-34	593	216	34	.960
Opponents	.306	32	827	191	253	49	10	28	177	406	.491	96	19	104	5	.386	12	13	63-71	629	274	37	.961

LOB - Team (185), Opp (185). DPs turned - Team (12), Opp (13). CI - Team (1), RANA 1, Opp (1). IBB - Team (1), HATHOOT 1, Opp (1).

(All games Sorted by Earned run avg)

Player	era	w-l	app	gs	cg	sho	sv	ip	h	r	er	bb	so	2b	3b	hr	b/avg	wp	hp	bk	sfa	sha
23 GUEST, McKenna	4.37	7-12	23	16	7	0/0	1	91.1	100	66	57	31	57	13	3	11	.282	5	14	0	8	8
14 SNOW, Taylor	6.00	2-9	17	9	3	0/0	0	51.1	71	56	44	19	12	17	3	7	.316	3	2	0	3	4
17 LINTON, Amber	6.41	0-1	7	2	0	0/0	0	19.2	30	22	18	20	18	7	0	2	.345	2	2	0	0	1
16 UMALI, Brooke	7.33	0-0	10	1	0	0/0	0	14.1	20	15	15	6	7	3	2	5	.323	1	0	0	0	0
28 BROUSE, Emily	7.54	0-1	7	3	0	0/0	0	13.0	17	17	14	12	9	6	1	2	.298	1	1	0	1	0
5 JONES, Kenzie	11.38	0-0	7	1	0	0/0	0	8.0	15	15	13	8	1	3	1	1	.357	0	0	0	0	0
Totals	5.49	9-23	32	32	10	0/0	1	197.2	253	191	155	96	104	49	10	28	.306	12	19	0	12	13
Opponents	2.74	23-9	32	32	12	2/0	2	209.2	197	103	82	68	128	27	4	9	.248	18	18	0	10	25

PB - Team (6), YEATTS 2, RANA 2, CARITHERS 2, Opp (7). Pickoffs - Team (1), CARITHERS 1. SBA/ATT - CARITHERS (41-45), GUEST (17-24), SNOW (20-20), YEATTS (14-18), LINTON (13-14), RANA (8-8), JONES (6-6), BROUSE (6-6), UMALI (1-1).



LAST WEEK STATISTICS

Record: 1-4 Home: 0-0 Away: 1-4 MW: 1-2

Player	avg	gp-gs	ab	r	h	2b	3b	hr	rbi	tb	slg%	bb	hp	so	gdp	ob%	sf	sh	sb-att	po	a	e	fld%
3 HATHOOT, Rachael	.444	5-5	18	3	8	1	0	0	1	9	.500	0	0	2	0	.444	0	0	0-0	4	9	2	.867
38 CHAVEZ, Keyannah	.333	5-5	12	3	4	1	0	1	5	8	.667	3	0	1	0	.438	1	0	0-0	12	0	0	1.000
1 BRIONES, Gabrielle	.333	3-1	6	0	2	1	0	0	0	3	.500	0	0	0	0	.333	0	0	0-0	0	1	0	1.000
33 CARITHERS, Sydney	.300	5-5	10	1	3	0	0	0	1	3	.300	0	0	2	0	.300	0	0	0-0	3	8	1	.917
25 YEATTS, Chloe	.300	4-4	10	0	3	0	0	0	3	3	.300	0	0	2	0	.250	2	1	0-0	7	1	1	.889
0 VASQUEZ-DICKSO	.286	5-5	14	3	4	0	0	0	2	4	.286	1	0	1	0	.333	0	1	2-2	14	0	0	1.000
20 BRAMSON, Emma	.231	5-5	13	1	3	0	0	0	1	3	.231	0	1	1	0	.286	0	0	1-1	29	0	0	1.000
13 BAYLOR, Elizabeth	.143	4-3	7	1	1	0	0	0	0	1	.143	0	0	1	0	.143	0	0	0-0	4	0	0	1.000
7 ARCHULETA, Ashley	.083	5-5	12	2	1	0	0	0	1	1	.083	1	0	6	0	.154	0	0	1-1	5	3	2	.800
8 BRUNNER, Katherine	.000	5-4	10	0	0	0	0	0	1	0	.000	0	0	2	0	.000	1	0	0-0	2	4	0	1.000

27 LUDERER, Hayden	.000	3-2	4	0	0	0	0	0	0	0	.000	1	1	0	0	.333	0	0	0-0	6	0	0	1.000
26 SMITH, Karly	.000	3-0	2	1	0	0	0	0	0	0	.000	1	0	0	0	.333	0	0	0-0	0	0	0	.000
24 SANDOVAL, Diamond	.000	2-0	2	0	0	0	0	0	0	0	.000	0	0	0	0	.000	0	0	0-0	0	0	0	.000
18 RANA, Grace	.000	1-1	1	0	0	0	0	0	0	0	.000	0	0	1	0	.000	0	0	0-0	0	0	1	.000
4 ANDREWS, Macie	.000	3-0	1	1	0	0	0	0	0	0	.000	0	0	1	0	.000	0	0	0-0	0	0	0	.000
Totals	.238	5	122	16	29	3	0	1	15	35	.287	7	2	20	0	.281	4	2	4-4	86	29	7	.943
Opponents	.357	5	129	41	46	7	4	7	39	82	.636	12	0	6	1	.395	6	2	8-8	96	40	8	.944

LOB - Team (25), Opp (22). DPs turned - Team (1), Opp (2). IBB - Team (0), Opp (1).

(week stats Sorted by Earned run avg)

Player	era	w-l	app	gs	cg	sho	sv	ip	h	r	er	bb	so	2b	3b	hr	b/avg	wp	hp	bk	sfa	sha
23 GUEST, McKenna	4.54	1-2	4	2	0	0/0	0	12.1	15	10	8	2	4	1	2	2	.326	1	0	0	6	2
5 JONES, Kenzie	8.08	0-0	3	0	0	0/0	0	4.1	6	5	5	4	1	1	1	1	.316	0	0	0	0	0
14 SNOW, Taylor	9.41	0-1	3	2	0	0/0	0	9.2	15	15	13	3	1	3	1	1	.326	1	0	0	0	0
28 BROUSE, Emily	16.80	0-1	1	1	0	0/0	0	1.2	4	4	4	1	0	1	0	2	.444	0	0	0	0	0

16 UMALI, Brooke	73.50	0-0	3	0	0	0/0	0	0.2	6	7	7	2	0	1	0	1	.667	1	0	0	0	0
Totals	9.03	1-4	5	5	0	0/0	0	28.2	46	41	37	12	6	7	4	7	.357	3	0	0	6	2
Opponents	2.19	4-1	5	5	3	0/0	0	32.0	29	16	10	7	20	3	0	1	.238	2	2	0	4	2

PB - Team (3), YEATTS 2, RANA 1. SBA/ATT - YEATTS (5-5), SNOW (4-4), GUEST (2-2), CARITHERS (2-2), UMALI (1-1), RANA (1-1), JONES (1-1).



2024 MOUNTAIN WEST STATS

Record: 1-2 Home: 0-0 Away: 1-2 MW: 1-2

Player	avg	gp-gs	ab	r	h	2b	3b	hr	rbi	tb	slg%	bb	hp	so	gdp	ob%	sf	sh	sb-att	po	a	e	fld%
3 HATHOOT, Rachael	.417	3-3	12	1	5	0	0	0	0	5	.417	0	0	1	0	.417	0	0	0-0	3	6	2	.818
25 YEATTS, Chloe	.375	3-3	8	0	3	0	0	0	3	3	.375	0	0	1	0	.300	2	1	0-0	7	1	1	.889
38 CHAVEZ, Keyannah	.333	3-3	9	2	3	1	0	0	0	4	.444	2	0	1	0	.455	0	0	0-0	8	0	0	1.000
0 VASQUEZ-DICKSO	.300	3-3	10	2	3	0	0	0	2	3	.300	0	0	0	0	.300	0	1	2-2	10	0	0	1.000
20 BRAMSON, Emma	.222	3-3	9	1	2	0	0	0	1	2	.222	0	1	0	0	.300	0	0	1-1	19	0	0	1.000
1 BRIONES, Gabrielle	.200	2-1	5	0	1	0	0	0	0	1	.200	0	0	0	0	.200	0	0	0-0	0	0	0	.000
33 CARITHERS, Sydney	.143	3-3	7	0	1	0	0	0	1	1	.143	0	0	2	0	.143	0	0	0-0	1	5	1	.857
7 ARCHULETA, Ashley	.125	3-3	8	2	1	0	0	0	1	1	.125	1	0	4	0	.222	0	0	1-1	5	3	2	.800
8 BRUNNER, Katherine	.000	3-2	6	0	0	0	0	0	1	0	.000	0	0	0	0	.000	1	0	0-0	1	1	0	1.000
27 LUDERER, Hayden	.000	3-2	4	0	0	0	0	0	0	0	.000	1	1	0	0	.333	0	0	0-0	6	0	0	1.000
13 BAYLOR, Elizabeth	.000	2-1	3	0	0	0	0	0	0	0	.000	0	0	0	0	.000	0	0	0-0	0	0	0	.000

26 SMITH, Karly	.000	2-0	2	1	0	0	0	0	0	0	.000	0	0	0	0	.000	0	0	0-0	0	0	0	.000
24 SANDOVAL, Diamond	.000	1-0	1	0	0	0	0	0	0	0	.000	0	0	0	0	.000	0	0	0-0	0	0	0	.000
4 ANDREWS, Macie	.000	2-0	0	1	0	0	0	0	0	0	.000	0	0	0	0	.000	0	0	0-0	0	0	0	.000
Totals	.226	3	84	10	19	1	0	0	9	20	.238	4	2	9	0	.269	3	2	4-4	60	19	6	.929
Opponents	.300	3	80	18	24	3	3	0	16	33	.413	4	0	5	1	.311	6	2	5-5	66	27	7	.930

LOB - Team (19), Opp (14). DPs turned - Team (1).

(MW games only Sorted by Earned run avg)

Player	era	w-l	app	gs	cg	sho	sv	ip	h	r	er	bb	so	2b	3b	hr	b/avg	wp	hp	bk	sfa	sha
23 GUEST, McKenna	2.92	1-1	3	1	0	0/0	0	12.0	12	7	5	2	4	1	2	0	.286	1	0	0	6	2
14 SNOW, Taylor	6.12	0-1	2	2	0	0/0	0	8.0	9	8	7	1	1	2	1	0	.257	0	0	0	0	0

5 JONES, Kenzie	99.00	0-0	1	0	0	0/0	0	0.0	1	1	1	1	0	0	0	0	1.000	0	0	0	0	0
16 UMALI, Brooke	99.00	0-0	1	0	0	0/0	0	0.0	2	2	2	0	0	0	0	0	1.000	1	0	0	0	0
Totals	5.25	1-2	3	3	0	0/0	0	20.0	24	18	15	4	5	3	3	0	.300	2	0	0	6	2
Opponents	1.27	2-1	3	3	1	0/0	0	22.0	19	10	4	4	9	1	0	0	.226	0	2	0	3	2

SBA/ATT - YEATTS (5-5), SNOW (3-3), GUEST (2-2).



BATTING

GAME-BY-GAME STATISTICS

Date	Opponent	ab	r	h	rbi	2b	3b	hr	tb	bb	ibb	sb	cs	hbp	sac	sf	gdp	k	po	a	e	lob	avg
Feb 09	vs Tennessee St.	31	7	12	5	0	0	1	15	3	0	6	0	0	0	1	0	4	21	6	1	8	.387
Feb 09	at McNeese	26	4	9	4	0	1	1	14	2	0	0	0	0	0	1	0	4	16	9	4	7	.368
Feb 10	vs Chattanooga	23	2	4	2	0	0	0	4	4	0	1	0	2	0	1	1	5	21	9	3	7	.312
Feb 10	vs California	21	3	5	3	0	0	0	5	1	0	1	0	0	0	0	0	2	12	3	2	4	.297
Feb 11	at Louisiana	21	2	6	1	1	0	0	7	0	0	1	0	0	0	0	1	1	13	5	1	4	.295
Feb 14	at UTEP	31	3	6	2	2	0	0	8	0	0	3	0	0	0	0	0	1	23	7	1	4	.275
Feb 14	at UTEP	22	2	3	1	1	0	0	4	0	0	1	0	1	2	0	0	4	18	5	1	2	.257
Feb 16	vs Marist	32	13	15	11	4	0	0	19	4	0	7	0	2	3	1	0	3	21	6	0	8	.290
Feb 16	at Abilene Christian	28	3	7	3	1	1	0	10	1	0	3	0	1	1	0	0	5	18	3	0	7	.285
Feb 17	vs Houston Christia	23	1	5	1	1	0	0	6	7	0	1	0	0	1	0	1	6	18	7	1	9	.279
Feb 18	vs Marist	26	10	9	9	1	1	0	12	9	1	0	1	1	0	0	0	5	21	7	2	8	.285
Feb 18	at Abilene Christian	17	0	2	0	0	0	0	2	0	0	0	0	0	0	0	0	0	13	5	2	3	.276
Feb 23	vs SFA	27	6	8	6	1	0	1	12	2	0	0	0	2	1	1	0	3	21	12	1	9	.277
Feb 23	at UNT	23	1	3	1	1	0	0	4	0	0	0	0	3	1	0	0	8	18	6	0	5	.268
Feb 24	vs SFA	20	1	7	1	1	0	0	8	1	0	0	1	0	0	0	0	1	12	1	1	5	.272
Feb 24	at UNT	22	0	0	0	0	0	0	0	2	0	0	0	0	1	0	1	8	22	7	0	2	.257
Feb 25	vs Minnesota	26	1	5	1	0	0	0	5	2	0	0	0	0	1	0	1	4	21	12	2	7	.253
Feb 28	TEXAS TECH	26	2	6	2	1	0	1	10	3	0	0	0	0	0	0	0	8	21	7	1	6	.252
Mar 01	vs Pacific	28	2	9	2	1	0	0	10	2	0	0	0	2	1	0	1	5	18	9	0	10	.256
Mar 01	vs Montana	27	3	7	3	0	0	1	10	3	0	1	0	0	1	0	0	6	21	9	0	7	.256
Mar 02	vs Toledo	25	5	5	5	2	1	0	9	1	0	1	0	0	1	0	0	3	21	7	2	4	.253
Mar 02	at Grand Canyon	27	2	7	1	2	0	0	9	1	0	0	0	1	2	0	0	4	18	6	0	8	.254
Mar 07	vs Cleveland State	26	1	7	0	2	0	0	9	3	0	0	0	1	1	0	0	4	18	8	1	9	.254
Mar 07	at Hawaii	23	1	4	1	2	0	0	6	2	0	0	0	0	2	0	0	1	18	10	1	5	.251
Mar 08	vs UCONN	24	1	4	1	0	0	0	4	5	0	0	0	0	1	0	0	8	21	5	0	8	.248
Mar 08	at Hawaii	24	5	5	5	0	0	1	8	3	0	0	1	0	1	0	0	2	21	7	0	2	.247
Mar 12	at Texas Tech	18	1	4	1	0	0	0	4	1	0	0	0	0	0	0	0	6	13	6	0	3	.246
Mar 12	at Texas Tech	20	5	6	5	2	0	1	11	2	0	0	0	0	0	1	0	5	13	4	1	3	.247
*Mar 15	at San Jose State	30	6	8	5	1	0	0	9	3	0	3	0	0	1	2	0	2	24	11	2	6	.248
*Mar 16	at San Jose State	25	1	3	1	0	0	0	3	0	0	1	0	2	0	1	0	5	18	6	2	6	.244
*Mar 17	at San Jose State	29	3	8	3	0	0	0	8	1	0	0	0	0	1	0	0	2	18	2	2	7	.245
Mar 19	UTEP	23	6	8	6	0	0	2	14	0	0	1	0	0	2	1	0	3	21	9	0	2	.248
Totals		794	103	197	92	27	4	9	259	68	1	31	3	18	25	10	6	128	593	216	34	185	.248

PITCHING**GAME-BY-GAME STATISTICS**

Date	Opponent	ip	h	r	er	bb	so	2b	3b	hr	wp	bk	hbp	dp	ibb	score	w-l	sv	era
Feb 09	vs Tennessee St.	7.0	9	6	6	5	9	2	0	0	1	0	1	0	0	7-6	1-0	0	6.00
Feb 09	at McNeese	5.1	10	12	6	8	0	5	0	0	1	0	0	0	0	4-12	1-1	0	6.81
Feb 10	vs Chattanooga	7.0	11	4	2	4	5	1	0	1	0	0	0	0	0	2-4	1-2	0	5.07
Feb 10	vs California	4.0	15	16	6	4	2	1	0	2	0	0	0	1	0	3-16	1-3	0	6.00
Feb 11	at Louisiana	4.1	8	10	9	6	3	1	0	1	0	0	1	0	0	2-10	1-4	0	7.34
Feb 14	at UTEP	7.2	9	4	4	2	9	0	0	2	0	0	0	1	0	3-4	1-5	0	6.54
Feb 14	at UTEP	6.0	8	4	4	3	5	3	0	0	0	0	1	0	0	2-4	1-6	0	6.27
Feb 16	vs Marist	7.0	5	3	3	6	9	0	0	0	1	0	0	0	0	13-3	2-6	0	5.79
Feb 16	at Abilene Christian	6.0	10	7	7	5	5	4	0	1	1	0	0	0	0	3-7	2-7	0	6.06
Feb 17	vs Houston Christia	6.0	5	3	3	2	3	2	0	0	1	0	1	0	0	1-3	2-8	0	5.80
Feb 18	vs Marist	7.0	10	7	7	5	6	3	0	1	2	0	1	0	0	10-7	3-8	1	5.93
Feb 18	at Abilene Christian	4.1	8	8	4	0	1	2	0	0	0	0	3	0	0	0-8	3-9	1	5.96
Feb 23	vs SFA	7.0	5	3	2	3	0	0	0	1	0	0	0	1	0	6-3	4-9	1	5.61
Feb 23	at UNT	6.0	7	3	3	2	4	0	0	0	0	0	0	1	0	1-3	4-10	1	5.46
Feb 24	vs SFA	4.0	12	13	10	4	2	2	1	1	0	0	1	0	0	1-13	4-11	1	6.00
Feb 24	at UNT	7.1	3	1	0	0	2	1	0	0	0	0	0	0	0	0-1	4-12	1	5.54
Feb 25	vs Minnesota	7.0	13	10	9	6	2	4	1	0	1	0	2	1	0	1-10	4-13	1	5.78
Feb 28	TEXAS TECH	7.0	10	9	8	3	1	2	1	3	0	0	1	1	0	2-9	4-14	1	5.92
Mar 01	vs Pacific	6.0	8	5	5	3	0	2	0	1	1	0	2	1	0	2-5	4-15	1	5.91
Mar 01	vs Montana	7.0	7	2	2	2	3	0	1	1	0	0	0	2	0	3-2	5-15	1	5.69
Mar 02	vs Toledo	7.0	5	1	1	0	4	1	0	0	0	0	0	1	0	5-1	6-15	1	5.44
Mar 02	at Grand Canyon	6.0	8	5	5	0	3	3	1	1	0	0	0	0	0	2-5	6-16	1	5.46
Mar 07	vs Cleveland State	6.0	4	3	2	1	5	2	0	0	0	0	1	0	0	1-3	6-17	1	5.32
Mar 07	at Hawaii	6.0	5	3	2	1	0	1	0	1	0	0	0	0	0	1-3	6-18	1	5.20
Mar 08	vs UCONN	7.0	5	3	3	2	5	0	0	1	0	0	1	0	0	1-3	6-19	1	5.10
Mar 08	at Hawaii	7.0	5	4	4	7	4	0	1	2	0	0	1	0	0	5-4	7-19	1	5.06
Mar 12	at Texas Tech	4.1	8	9	9	4	0	2	0	4	0	0	0	0	0	1-9	7-20	1	5.30
Mar 12	at Texas Tech	4.1	14	14	13	4	1	2	1	3	1	0	0	0	1	5-14	7-21	1	5.70
*Mar 15	at San Jose State	8.0	6	5	5	2	2	1	1	0	0	0	0	0	0	6-5	8-21	1	5.64
*Mar 16	at San Jose State	6.0	6	4	3	2	2	0	1	0	1	0	0	1	0	1-4	8-22	1	5.57
*Mar 17	at San Jose State	6.0	12	9	7	0	1	2	1	0	1	0	0	0	0	3-9	8-23	1	5.65
Mar 19	UTEP	7.0	2	1	1	0	6	0	0	1	0	0	2	1	0	6-1	9-23	1	5.49
Totals		197.2	253	191	155	96	104	49	10	28	12	0	19	12	1	103-191	9-23	1	5.49

RECORD AND INNING BREAKDOWN

Score by innings	1	2	3	4	5	6	7	8	Total
New Mexico	17	17	16	11	18	10	6	2	97
Opponents	49	22	38	24	34	16	4	3	190

Record when ...										
Overall	8-23							After 4 leading	6-1	
Conference	1-2							____ trailing	2-19	
Non-Conference	7-21							_____ tied	0-3	
Home games	0-1							After 5 leading	7-1	
Away games	2-14							____ trailing	1-13	
Neutral site	6-8							_____ tied	0-3	
Day games	6-19							After 6 leading	6-0	
Night games	2-4							____ trailing	1-14	
vs Left starter	1-2							_____ tied	1-2	
vs Right starter	7-21							Hit 0 home runs	4-20	
1-Run games	4-2							__ 1 home run	4-3	
2-Run games	0-7							... 2+ home runs	0-0	
5+Run games	1-10							Opponent 0 home runs	4-10	
Extra innings	1-2							_____ 1 home run	3-8	
Shutouts	0-2							_____ 2+ HRs	1-5	
Scoring 0-2 runs	0-17							Made 0 errors	3-7	
_____ 3-5 runs	3-6							__ 1 error	2-9	
_____ 6-9 runs	3-0							... 2+ errors	3-7	
_____ 10+ runs	2-0							Opp. made 0 errors	3-9	
Opponent 0-2 runs	2-1							_____ 1 error	0-8	
_____ 3-5 runs	4-11							_____ 2+ errors	5-6	
_____ 6-9 runs	2-5							Out-hit opponent	4-2	
_____ 10+ runs	0-6							Out-hit by opponent	1-20	
Scored in 1st inning	6-3							Hits are tied	3-1	
Opp. scored in 1st	1-14									
Scores first	6-4									
Opp. scores first	2-19									

Record when team scores:											
Runs	0	1	2	3	4	5	6	7	8	9	10+
W-L	0-2	0-9	0-6	1-4	0-1	2-1	2-0	1-0	0-0	0-0	2-0

Record when opponent scores:											
Runs	0	1	2	3	4	5	6	7	8	9	10+
W-L	0-0	1-1	1-0	2-5	1-4	1-2	1-0	1-1	0-1	0-3	0-6

Record when leading after:											
Inn.	1	2	3	4	5	6					
W-L	6-1	6-2	6-1	6-1	7-1	6-0					

Record when trailing after:											
Inn.	1	2	3	4	5	6					
W-L	1-13	2-15	2-17	2-19	1-13	1-14					

Record when tied after:											
Inn.	1	2	3	4	5	6					
W-L	1-9	0-6	0-5	0-3	0-3	1-2					

TEAM SITUATION

GAME-BY-GAME STATISTICS

Date	Opponent	Total h/ab	vs Left	vs Right	With Runners	Bases Empty	Bases Loaded	With 2-outs	With RBI-op	Reach as Leadoff	3rd and LT 2out	LOB
Feb 09	vs Tennessee St.	12-31	0-0	12-31	7-16	5-15	0-3	4-10	3-9	3-7	1-3	5
Feb 09	at McNeese	9-26	3-11	6-15	2-14	7-12	0-1	2-8	1-7	4-6	1-3	7
Feb 10	vs Chattanooga	4-23	0-0	4-23	2-13	2-10	0-0	2-8	2-7	2-7	1-2	7
Feb 10	vs California	5-21	0-0	5-21	1-9	4-12	1-1	3-8	1-5	2-5	1-1	4
Feb 11	at Louisiana	6-21	2-12	4-9	3-12	3-9	0-1	1-6	3-6	2-5	0-1	4
Feb 14	at UTEP	6-31	0-0	6-31	3-11	3-20	0-0	2-11	3-9	1-9	0-1	4
Feb 14	at UTEP	3-22	3-19	0-3	1-5	2-17	0-0	1-8	1-5	2-8	1-1	2
Feb 16	vs Marist	15-32	0-0	15-32	10-24	5-8	1-1	4-10	9-20	7-7	5-5	8
Feb 16	at Abilene Christian	7-28	0-0	7-28	2-14	5-14	0-0	4-10	1-7	2-7	1-1	7
Feb 17	vs Houston Christian	5-23	0-0	5-23	2-10	3-13	0-0	0-6	1-6	1-7	0-0	9
Feb 18	vs Marist	9-26	0-0	9-26	5-18	4-8	3-3	3-8	4-11	4-6	3-3	7
Feb 18	at Abilene Christian	2-17	0-0	2-17	0-7	2-10	0-0	0-5	0-2	2-5	0-0	3
Feb 23	vs SFA	8-27	0-0	8-27	4-16	4-11	1-3	0-6	3-9	3-6	3-4	9
Feb 23	at UNT	3-23	0-0	3-23	1-10	2-13	0-0	0-6	1-7	3-7	0-0	5
Feb 24	vs SFA	7-20	4-11	3-9	2-10	5-10	0-2	1-4	0-6	1-5	1-3	5
Feb 24	at UNT	0-22	0-0	0-22	0-5	0-17	0-0	0-7	0-2	0-7	0-1	2
Feb 25	vs Minnesota	5-26	0-0	5-26	2-14	3-12	0-0	1-8	0-7	3-7	1-1	7
Feb 28	TEXAS TECH	6-26	0-0	6-26	2-10	4-16	0-0	3-9	1-7	2-7	0-1	6
Mar 01	vs Pacific	9-28	0-0	9-28	4-19	5-9	1-2	2-8	1-11	4-7	0-3	10
Mar 01	vs Montana	7-27	0-0	7-27	3-12	4-15	0-0	0-7	1-7	0-7	0-0	7
Mar 02	vs Toledo	5-25	5-25	0-0	3-13	2-12	0-0	2-9	2-9	3-6	2-2	4
Mar 02	at Grand Canyon	7-27	0-0	7-27	1-15	6-12	0-1	0-7	0-9	5-7	0-1	8
Mar 07	vs Cleveland State	7-26	0-0	7-26	3-12	4-14	0-1	1-8	0-7	2-7	0-2	9
Mar 07	at Hawaii	4-23	0-0	4-23	1-6	3-17	0-0	3-10	0-4	1-7	0-0	5
Mar 08	vs UCONN	4-24	2-16	2-8	2-14	2-10	0-0	1-8	1-12	4-7	0-0	8
Mar 08	at Hawaii	5-24	0-0	5-24	3-8	2-16	0-0	2-9	3-4	2-7	0-0	2
Mar 12	at Texas Tech	4-18	0-0	4-18	2-7	2-11	0-1	0-4	1-5	2-5	1-3	3
Mar 12	at Texas Tech	6-20	0-0	6-20	3-9	3-11	0-0	1-5	2-6	1-5	2-3	3
*Mar 15	at San Jose State	8-30	7-26	1-4	5-11	3-19	1-1	4-11	4-10	1-8	3-3	4
*Mar 16	at San Jose State	3-25	0-0	3-25	1-10	2-15	0-0	0-7	0-5	1-7	1-1	6
*Mar 17	at San Jose State	8-29	3-20	5-9	5-16	3-13	0-0	3-10	3-9	4-7	1-1	7
Mar 19	UTEP	8-23	3-11	5-12	4-9	4-14	0-0	2-8	3-6	3-6	1-2	2
Totals		197-794	32-151	165-643	89-379	108-415	8-21	52-249	55-236	77-211	30-52	179
		.248	.212	.257	.235	.260	.381	.209	.233	.365	.577	

SITUATIONAL BREAKDOWN

Player	vs left			vs right			w/runners			w/bases empty			w/bases loaded			as leadoff			fly	gnd	fly/
	h	ab	avg	h	ab	avg	h	ab	avg	h	ab	avg	h	ab	avg	rch	op	pct	out	out	gnd
4 ANDREWS, Maci	0	3	.000	1	8	.125	1	8	.125	0	3	.000	0	1	.000	0	2	.000	2	3	0.7
7 ARCHULETA, As	3	16	.188	15	59	.254	11	38	.289	7	37	.189	0	0	---	4	15	.267	12	21	0.6
13 BAYLOR, Elizabe	0	7	.000	11	55	.200	7	33	.212	4	29	.138	1	2	.500	2	10	.200	15	26	0.6
20 BRAMSON, Emm	6	17	.353	16	71	.225	7	42	.167	15	46	.326	1	4	.250	10	23	.435	29	36	0.8
1 BRIONES, Gabrie	1	5	.200	3	13	.231	2	11	.182	2	7	.286	0	2	.000	1	3	.333	4	7	0.6
8 BRUNNER, Kathe	3	9	.333	13	64	.203	10	39	.256	6	34	.176	1	2	.500	8	20	.400	19	18	1.1
33 CARITHERS, Sy	2	13	.154	8	43	.186	6	32	.188	4	24	.167	1	4	.250	4	10	.400	18	20	0.9
38 CHAVEZ, Keyan	5	17	.294	28	68	.412	13	35	.371	20	50	.400	1	3	.333	14	30	.467	28	21	1.3
44 GARCIA, Lauren	0	0	---	0	3	.000	0	1	.000	0	2	.000	0	0	---	0	2	.000	1	2	0.5
9 HANAWAHINE, J	0	0	---	1	3	.333	0	1	.000	1	2	.500	0	0	---	1	1	1.000	0	0	0.0
3 HATHOOT, Rach	5	16	.313	33	84	.393	11	34	.324	27	66	.409	0	0	---	16	41	.390	29	29	1.0
27 LUDERER, Hayd	1	8	.125	2	20	.100	1	12	.083	2	16	.125	0	0	---	3	7	.429	3	14	0.2
18 RANA, Grace	0	0	---	1	9	.111	0	5	.000	1	4	.250	0	0	---	2	4	.500	2	5	0.4
24 SANDOVAL, Dia	0	1	.000	0	2	.000	0	2	.000	0	1	.000	0	0	---	0	0	---	2	1	2.0
26 SMITH, Karly	0	7	.000	3	16	.188	2	12	.167	1	11	.091	0	0	---	2	8	.250	4	6	0.7
0 VASQUEZ-DICKS	2	14	.143	13	55	.236	7	32	.219	8	37	.216	3	3	1.000	5	16	.313	12	35	0.3
25 YEATTS, Chloe	4	18	.222	17	70	.243	11	42	.262	10	46	.217	0	0	---	5	19	.263	32	19	1.7
Totals	32	15	.212	165	64	.257	89	37	.235	108	41	.260	8	21	.381	77	21	.365	212	263	0.8
Opponents	20	62	.323	233	76	.305	135	43	.311	118	39	.300	12	33	.364	80	20	.396	255	210	1.2

Player	pinch hitting			w/runners in scoring pos			w/runner on 3r and LT 2 out			with 2 outs			success adv runners			2- rnrns			rch	rch	kl
	h	ab	avg	h	ab	avg	rbi	op	pct	h	ab	avg	adv	op	pct	rbi	w/o	lob	err	fc	kl
4 ANDREWS, Maci	0	3	.000	0	4	.000	0	0	---	1	5	.200	2	8	.250	0	0	7	1	0	1
7 ARCHULETA, As	0	1	.000	8	24	.333	4	4	1.000	5	27	.185	20	43	.465	2	4	19	2	3	8
13 BAYLOR, Elizabe	0	2	.000	4	16	.250	0	3	.000	3	18	.167	13	34	.382	2	4	9	1	3	2
20 BRAMSON, Emm	0	0	---	5	29	.172	4	7	.571	4	30	.133	17	48	.354	3	8	26	1	6	2
1 BRIONES, Gabrie	0	3	.000	1	6	.167	0	2	.000	1	7	.143	6	12	.500	0	4	5	1	1	1
8 BRUNNER, Kathe	0	3	.000	8	26	.308	3	7	.429	9	25	.360	14	40	.350	7	5	17	4	3	4
33 CARITHERS, Sy	0	0	---	5	24	.208	2	4	.500	2	28	.071	17	40	.425	1	4	25	3	2	1
38 CHAVEZ, Keyan	0	0	---	6	24	.250	3	5	.600	10	25	.400	28	45	.622	8	14	15	0	1	1
44 GARCIA, Lauren	0	1	.000	0	1	.000	0	0	---	0	1	.000	1	2	.500	1	0	2	0	0	0
9 HANAWAHINE, J	1	3	.333	0	1	.000	0	0	---	0	1	.000	0	1	.000	0	0	1	0	0	1
3 HATHOOT, Rach	0	0	---	5	18	.278	3	6	.500	6	21	.286	21	40	.525	4	6	15	2	3	4
27 LUDERER, Hayd	0	3	.000	0	7	.000	0	1	.000	0	7	.000	6	15	.400	0	2	7	1	2	2
18 RANA, Grace	0	1	.000	0	2	.000	1	1	1.000	0	1	.000	6	7	.857	0	7	1	0	0	1
24 SANDOVAL, Dia	0	2	.000	0	0	---	0	0	---	0	2	.000	0	2	.000	0	0	1	0	0	0
26 SMITH, Karly	1	8	.125	0	7	.000	2	2	1.000	1	8	.125	7	14	.500	0	3	6	2	0	2
0 VASQUEZ-DICKS	1	4	.250	6	21	.286	3	4	.750	4	15	.267	24	40	.600	5	14	8	5	6	1
25 YEATTS, Chloe	0	0	---	7	26	.269	5	6	.833	6	28	.214	23	49	.469	4	10	15	3	4	4
Totals	3	34	.088	55	23	.233	30	52	.577	52	24	.209	205	44	.466	37	85	185	26	34	35
Opponents	8	31	.258	99	28	.343	49	75	.653	70	25	.272	254	48	.519	62	63	185	22	38	28

Success Advancing Runners = percentage of times the batter advanced at least one runner during a plate appearance

#Rnrs Adv w/Out = TOTAL number of runners advanced when the player made an out

Player	vs left			vs right			w/runners			w/bases empty			vs leadoff			with 2 outs			fly	gnd	fly/
	h	ab	avg	h	ab	avg	h	ab	avg	h	ab	avg	rch	op	pct	h	ab	avg	out	out	gn
28 BROUSE, Emily	10	25	.400	7	32	.219	10	31	.323	7	26	.269	2	12	.167	10	24	.417	20	10	2.0
23 GUEST, McKenn	48	12	.381	52	22	.228	49	17	.275	51	17	.290	40	94	.426	22	10	.210	108	94	1.3
5 JONES, Kenzie	5	16	.313	10	26	.385	9	28	.321	6	14	.429	6	11	.545	1	10	.100	13	10	1.0
17 LINTON, Amber	11	25	.440	19	62	.306	14	48	.292	16	39	.410	11	21	.524	9	29	.310	14	24	0.0
14 SNOW, Taylor	25	81	.309	46	14	.319	41	11	.363	30	11	.268	15	51	.294	24	73	.329	72	66	1.1
16 UMALI, Brooke	4	19	.211	16	43	.372	12	36	.333	8	26	.308	6	13	.462	4	16	.250	28	6	4.1
Totals	103	29	.353	150	53	.280	135	43	.311	118	39	.300	80	20	.396	70	25	.272	255	210	1.5
Opponents	69	25	.274	128	54	.236	89	37	.235	108	41	.260	77	21	.365	52	24	.209	212	263	0.6

Player	ap	gs	ip/app	*h/g	*r/g	*er/g	*bb/g	*so/g	k/bb	*2b/g	*3b/g	*hr/g	*fo/g	*go/g	*bf/g	sba	att	pct
28 BROUSE, Emily	7	3	1.86	9.15	9.15	7.54	6.46	4.85	0.8	3.23	0.54	1.08	10.77	5.38	38.23	6	6	1.000
23 GUEST, McKenn	23	16	3.97	7.66	5.06	4.37	2.38	4.37	1.8	1.00	0.23	0.84	8.28	7.20	31.88	17	24	.708
5 JONES, Kenzie	7	1	1.14	13.12	13.12	11.38	7.00	0.88	0.1	2.62	0.88	0.88	11.38	8.75	43.75	6	6	1.000
17 LINTON, Amber	7	2	2.81	10.68	7.83	6.41	7.12	6.41	0.9	2.49	0.00	0.71	4.98	8.54	39.15	13	14	.929
14 SNOW, Taylor	17	9	3.02	9.68	7.64	6.00	2.59	1.64	0.6	2.32	0.41	0.95	9.82	9.00	34.50	20	20	1.000
16 UMALI, Brooke	10	1	1.43	9.77	7.33	7.33	2.93	3.42	1.2	1.47	0.98	2.44	13.67	2.93	33.21	1	1	1.000
Totals	32	32	6.18	8.96	6.76	5.49	3.40	3.68	1.1	1.74	0.35	0.99	9.03	7.44	34.28	63	71	.887
Opponents	32	32	6.55	6.58	3.44	2.74	2.27	4.27	1.9	0.90	0.13	0.30	7.08	8.78	30.58	31	34	.912

* = average based on 7-inning game

LEADERS

Batting avg		
1. 38 CHAVEZ, Keyannah		.388
2. 3 HATHOOT, Rachael		.380
3. 20 BRAMSON, Emma		.250
4. 7 ARCHULETA, Ashley		.240
5. 25 YEATTS, Chloe		.239

Runs scored		
1. 3 HATHOOT, Rachael		20
2. 38 CHAVEZ, Keyannah		17
3. 7 ARCHULETA, Ashley		11
20 BRAMSON, Emma		11
5. 2 tied at.....		9

Doubles		
1. 7 ARCHULETA, Ashley		5
25 YEATTS, Chloe		5
3. 38 CHAVEZ, Keyannah		4
3 HATHOOT, Rachael		4
5. 2 tied at.....		3

Total bases		
1. 38 CHAVEZ, Keyannah		53
2. 3 HATHOOT, Rachael		42
3. 25 YEATTS, Chloe		38
4. 20 BRAMSON, Emma		25
7 ARCHULETA, Ashley		25

Sac bunts		
1. 0 VASQUEZ-DICKSON, DeN		6
2. 38 CHAVEZ, Keyannah		5
3. 3 HATHOOT, Rachael		4
4. 20 BRAMSON, Emma		3
33 CARITHERS, Sydney		3

Caught stealing		
1. 38 CHAVEZ, Keyannah		1
33 CARITHERS, Sydney		1
7 ARCHULETA, Ashley		1

Strikeouts		
1. 7 ARCHULETA, Ashley		22
2. 25 YEATTS, Chloe		16
8 BRUNNER, Katherine		16
4. 3 tied at.....		9

At bats		
1. 3 HATHOOT, Rachael		100
2. 25 YEATTS, Chloe		88
20 BRAMSON, Emma		88
4. 38 CHAVEZ, Keyannah		85
5. 7 ARCHULETA, Ashley		75

Games as sub		
1. 26 SMITH, Karly		10
2. 4 ANDREWS, Macie		9
3. 27 LUDERER, Hayden		8
4. 1 BRIONES, Gabrielle		7
0 VASQUEZ-DICKSON, DeN		7

Fielding pct		
1. 27 LUDERER, Hayden		1.000
13 BAYLOR, Elizabeth		1.000
1 BRIONES, Gabrielle		1.000
26 SMITH, Karly		1.000
5. 25 YEATTS, Chloe		.983

Assists		
1. 3 HATHOOT, Rachael		77
2. 33 CARITHERS, Sydney		34
3. 7 ARCHULETA, Ashley		28
4. 8 BRUNNER, Katherine		17
5. 23 GUEST, McKenna		14

Stolen bases against		
1. 33 CARITHERS, Sydney		41
2. 14 SNOW, Taylor		20
3. 23 GUEST, McKenna		17
4. 25 YEATTS, Chloe		14
5. 17 LINTON, Amber		13

Slugging pct		
1. 38 CHAVEZ, Keyannah		.624
2. 25 YEATTS, Chloe		.432
3. 3 HATHOOT, Rachael		.420
4. 7 ARCHULETA, Ashley		.333
5. 8 BRUNNER, Katherine		.301

Hits		
1. 3 HATHOOT, Rachael		38
2. 38 CHAVEZ, Keyannah		33
3. 20 BRAMSON, Emma		22
4. 25 YEATTS, Chloe		21
5. 7 ARCHULETA, Ashley		18

Triples		
1. 38 CHAVEZ, Keyannah		2
2. 20 BRAMSON, Emma		1
7 ARCHULETA, Ashley		1

Walks		
1. 38 CHAVEZ, Keyannah		10
2. 7 ARCHULETA, Ashley		9
3. 33 CARITHERS, Sydney		7
3 HATHOOT, Rachael		7
26 SMITH, Karly		7

Sac flies		
1. 20 BRAMSON, Emma		3
2. 3 HATHOOT, Rachael		2
25 YEATTS, Chloe		2
4. 3 tied at.....		1

Steal attempts		
1. 7 ARCHULETA, Ashley		8
2. 20 BRAMSON, Emma		5
3. 4 tied at.....		4

Grounded into DP		
1. 25 YEATTS, Chloe		3
2. 13 BAYLOR, Elizabeth		2
3. 1 BRIONES, Gabrielle		1

Games played		
1. 38 CHAVEZ, Keyannah		32
3 HATHOOT, Rachael		32
20 BRAMSON, Emma		32
4. 4 tied at.....		31

Chances		
1. 20 BRAMSON, Emma		125
2. 3 HATHOOT, Rachael		124
3. 25 YEATTS, Chloe		117
4. 33 CARITHERS, Sydney		111
5. 7 ARCHULETA, Ashley		73

Errors		
1. 7 ARCHULETA, Ashley		6
3 HATHOOT, Rachael		6
33 CARITHERS, Sydney		6
4. 20 BRAMSON, Emma		4
5. 8 BRUNNER, Katherine		3

Caught stealing by		
1. 23 GUEST, McKenna		7
2. 25 YEATTS, Chloe		4
33 CARITHERS, Sydney		4
4. 17 LINTON, Amber		1

On base pct		
1. 38 CHAVEZ, Keyannah		.459
2. 3 HATHOOT, Rachael		.418
3. 7 ARCHULETA, Ashley		.337
4. 25 YEATTS, Chloe		.296
5. 20 BRAMSON, Emma		.289

Runs batted in		
1. 25 YEATTS, Chloe		19
2. 38 CHAVEZ, Keyannah		15
3. 8 BRUNNER, Katherine		12
4. 0 VASQUEZ-DICKSON, DeN		9
7 ARCHULETA, Ashley		9

Home runs		
1. 25 YEATTS, Chloe		4
38 CHAVEZ, Keyannah		4
3. 8 BRUNNER, Katherine		1

Hit by pitch		
1. 25 YEATTS, Chloe		4
2. 20 BRAMSON, Emma		3
3. 33 CARITHERS, Sydney		2
7 ARCHULETA, Ashley		2
38 CHAVEZ, Keyannah		2

Stolen bases		
1. 7 ARCHULETA, Ashley		7
2. 20 BRAMSON, Emma		5
3. 3 HATHOOT, Rachael		4
0 VASQUEZ-DICKSON, DeN		4
5. 2 tied at.....		3

Stolen base pct		
1. 3 HATHOOT, Rachael		1.000
20 BRAMSON, Emma		1.000
8 BRUNNER, Katherine		1.000
0 VASQUEZ-DICKSON, DeN		1.000
13 BAYLOR, Elizabeth		1.000

Total plate appearances		
1. 3 HATHOOT, Rachael		114
2. 38 CHAVEZ, Keyannah		104
3. 20 BRAMSON, Emma		100
4. 25 YEATTS, Chloe		99
5. 7 ARCHULETA, Ashley		86

Game starts		
1. 3 HATHOOT, Rachael		32
20 BRAMSON, Emma		32
3. 38 CHAVEZ, Keyannah		31
4. 33 CARITHERS, Sydney		29
25 YEATTS, Chloe		29

Putouts		
1. 20 BRAMSON, Emma		117
2. 25 YEATTS, Chloe		107
3. 33 CARITHERS, Sydney		71
4. 38 CHAVEZ, Keyannah		57
5. 0 VASQUEZ-DICKSON, DeN		53

Fielding double plays		
1. 20 BRAMSON, Emma		6
2. 33 CARITHERS, Sydney		5
3. 3 HATHOOT, Rachael		3
25 YEATTS, Chloe		3
5. 4 tied at.....		2

Steal attempts against		
1. 33 CARITHERS, Sydney		45
2. 23 GUEST, McKenna		24
3. 14 SNOW, Taylor		20
4. 25 YEATTS, Chloe		18
5. 17 LINTON, Amber		14

Earned run avg		
1. 23 GUEST, McKenna		4.37
2. 14 SNOW, Taylor		6.00
3. 17 LINTON, Amber		6.41
4. 16 UMALI, Brooke		7.33
5. 28 BROUSE, Emily		7.54

Wins		
1. 23 GUEST, McKenna		7
2. 14 SNOW, Taylor		2

Innings pitched		
1. 23 GUEST, McKenna		91.1
2. 14 SNOW, Taylor		51.1
3. 17 LINTON, Amber		19.2
4. 16 UMALI, Brooke		14.1
5. 28 BROUSE, Emily		13.0

Games started		
1. 23 GUEST, McKenna		16
2. 14 SNOW, Taylor		9
3. 28 BROUSE, Emily		3
4. 17 LINTON, Amber		2
5. 2 tied at.....		1

Wild pitches		
1. 23 GUEST, McKenna		5
2. 14 SNOW, Taylor		3
3. 17 LINTON, Amber		2
4. 16 UMALI, Brooke		1
28 BROUSE, Emily		1

Intentional BB allowed		
1. 16 UMALI, Brooke		1

Sac bunts allowed		
1. 23 GUEST, McKenna		8
2. 14 SNOW, Taylor		4
3. 17 LINTON, Amber		1

Runs allowed		
1. 16 UMALI, Brooke		15
5 JONES, Kenzie		15
3. 28 BROUSE, Emily		17
4. 17 LINTON, Amber		22
5. 14 SNOW, Taylor		56

Doubles allowed		
1. 16 UMALI, Brooke		3
5 JONES, Kenzie		3
3. 28 BROUSE, Emily		6
4. 17 LINTON, Amber		7
5. 23 GUEST, McKenna		13

Opposing bat avg		
1. 23 GUEST, McKenna		.282
2. 28 BROUSE, Emily		.298
3. 14 SNOW, Taylor		.316
4. 16 UMALI, Brooke		.323
5. 17 LINTON, Amber		.345

Losses		
1. 23 GUEST, McKenna		12
2. 14 SNOW, Taylor		9
3. 28 BROUSE, Emily		1
17 LINTON, Amber		1

Batters struck out		
1. 23 GUEST, McKenna		57
2. 17 LINTON, Amber		18
3. 14 SNOW, Taylor		12
4. 28 BROUSE, Emily		9
5. 16 UMALI, Brooke		7

Games finished		
1. 23 GUEST, McKenna		6
2. 16 UMALI, Brooke		5
3. 14 SNOW, Taylor		4
4. 17 LINTON, Amber		3
5. 2 tied at.....		2

Balks		
-------	--	--

Runners picked off		
1. 33 CARITHERS, Sydney		1

Sac flies allowed		
1. 23 GUEST, McKenna		8
2. 14 SNOW, Taylor		3
3. 28 BROUSE, Emily		1

Earned runs allowed		
1. 5 JONES, Kenzie		13
2. 28 BROUSE, Emily		14
3. 16 UMALI, Brooke		15
4. 17 LINTON, Amber		18
5. 14 SNOW, Taylor		44

Triples allowed		
1. 17 LINTON, Amber		0
2. 5 JONES, Kenzie		1
28 BROUSE, Emily		1
4. 16 UMALI, Brooke		2
5. 23 GUEST, McKenna		3

Won-loss pct		
1. 23 GUEST, McKenna		.368
2. 14 SNOW, Taylor		.182
3. 17 LINTON, Amber		.000
28 BROUSE, Emily		.000
5. 16 UMALI, Brooke		.000

Saves		
1. 23 GUEST, McKenna		1

Appearances		
1. 23 GUEST, McKenna		23
2. 14 SNOW, Taylor		17
3. 16 UMALI, Brooke		10
4. 3 tied at.....		7

Games in relief		
1. 16 UMALI, Brooke		9
2. 14 SNOW, Taylor		8
3. 23 GUEST, McKenna		7
4. 5 JONES, Kenzie		6
5. 17 LINTON, Amber		5

Hit batters		
1. 23 GUEST, McKenna		14
2. 14 SNOW, Taylor		2
17 LINTON, Amber		2
4. 28 BROUSE, Emily		1

Batters SO out looking		
1. 23 GUEST, McKenna		17
2. 17 LINTON, Amber		7
3. 14 SNOW, Taylor		3
4. 16 UMALI, Brooke		1

Hits allowed		
1. 5 JONES, Kenzie		15
2. 28 BROUSE, Emily		17
3. 16 UMALI, Brooke		20
4. 17 LINTON, Amber		30
5. 14 SNOW, Taylor		71

Walks allowed		
1. 16 UMALI, Brooke		6
2. 5 JONES, Kenzie		8
3. 28 BROUSE, Emily		12
4. 14 SNOW, Taylor		19
5. 17 LINTON, Amber		20

Home runs allowed		
1. 5 JONES, Kenzie		1
2. 17 LINTON, Amber		2
28 BROUSE, Emily		2
4. 16 UMALI, Brooke		5
5. 14 SNOW, Taylor		7

MISC. STATS

Multiple Hit Games	2	3	4	5+	Total
3 HATHOOT, Rachael	11	1	-	-	12
38 CHAVEZ, Keyannah	7	3	-	-	10
25 YEATTS, Chloe	3	-	-	-	3
7 ARCHULETA, Ashley	2	1	-	-	3
20 BRAMSON, Emma	3	-	-	-	3
8 BRUNNER, Katherine	1	1	-	-	2
0 VASQUEZ-DICKSON, DeN	2	-	-	-	2
13 BAYLOR, Elizabeth	-	1	-	-	1
26 SMITH, Karly	1	-	-	-	1
TEAM	30	7	0	0	37

Multiple RBI Games	2	3	4	5+	Total
25 YEATTS, Chloe	3	1	-	-	4
0 VASQUEZ-DICKSON, DeN	4	-	-	-	4
38 CHAVEZ, Keyannah	3	-	1	-	4
8 BRUNNER, Katherine	2	1	-	-	3
33 CARITHERS, Sydney	2	-	-	-	2
20 BRAMSON, Emma	2	-	-	-	2
3 HATHOOT, Rachael	1	-	-	-	1
13 BAYLOR, Elizabeth	1	-	-	-	1
7 ARCHULETA, Ashley	1	-	-	-	1
TEAM	19	2	1	0	22

Hitting Streaks	Longest	Current
3 HATHOOT, Rachael	11	11
38 CHAVEZ, Keyannah	7	2
20 BRAMSON, Emma	6	-
25 YEATTS, Chloe	5	3
7 ARCHULETA, Ashley	4	-
8 BRUNNER, Katherine	4	1
0 VASQUEZ-DICKSON, DeN	3	-
33 CARITHERS, Sydney	3	-
1 BRIONES, Gabrielle	2	-
27 LUDERER, Hayden	2	1
13 BAYLOR, Elizabeth	2	-
26 SMITH, Karly	1	-
18 RANA, Grace	1	-
9 HANAWAHINE, Jewels	1	-
4 ANDREWS, Macie	1	-

Reached Base Streaks	Longest	Current
3 HATHOOT, Rachael	11	11
38 CHAVEZ, Keyannah	8	2
20 BRAMSON, Emma	7	-
25 YEATTS, Chloe	7	3
0 VASQUEZ-DICKSON, DeN	5	-
8 BRUNNER, Katherine	5	1
33 CARITHERS, Sydney	5	-
27 LUDERER, Hayden	4	1
13 BAYLOR, Elizabeth	4	-
26 SMITH, Karly	4	-
7 ARCHULETA, Ashley	4	-
1 BRIONES, Gabrielle	2	-
44 GARCIA, Lauren	2	-
18 RANA, Grace	2	-
4 ANDREWS, Macie	1	-
9 HANAWAHINE, Jewels	1	-

CONFERENCE STANDINGS

Team	MOUNTAIN WEST						ALL GAMES								
	W	L	Pct.	H	A	N	W	L	T	Pct.	H	A	N	Streak	Last 10
Nevada	2	1	.667	2-1	0-0	0-0	22	7	0	.759	2-1	5-1	15-5	L1	8-2
San Diego State	2	1	.667	2-1	0-0	0-0	15	12	0	.556	6-7	3-2	6-3	L1	7-3
San José State	2	1	.667	2-1	0-0	0-0	11	11	0	.500	9-3	0-2	2-6	W2	5-5
Colorado State	1	1	.500	0-0	1-1	0-0	18	9	0	.667	10-0	2-5	6-4	L1	9-1
UNLV	1	1	.500	1-1	0-0	0-0	16	9	0	.640	5-7	4-1	7-1	W1	8-2
Fresno State	1	2	.333	0-0	1-2	0-0	19	8	0	.704	11-5	1-2	7-1	W2	6-4
Utah State	1	2	.333	0-0	1-2	0-0	17	11	0	.607	1-0	5-6	11-5	W2	8-2
New Mexico	1	2	.333	0-0	1-2	0-0	9	23	0	.281	1-1	2-14	6-8	W1	3-7
Boise State	0	0	.000	0-0	0-0	0-0	20	11	0	.645	4-0	6-8	10-3	L1	9-1

THE 2024 LOBOS



0 DeNae Vasquez-Dickson

FR • OF • 5-1 • L/L
Grapevine, Texas (Colleyville Heritage HS)

SEASON BESTS

Hits	2	2x, last: Pacific, 3-1-24
Doubles	1	Pacific, 3-1-24
Triples		
Home Runs		
RBI	2	4x, last: San José State, 3-17-24
Runs	2	San José State, 3-15-24
Walks	1	5x, last: Texas Tech, 3-12-24
Stolen Bases	1	4x, last: San José State, 3-16-24

CAREER BESTS

Hits	Same
Doubles	Same
Triples	
Home Runs	
RBI	Same
Runs	Same
Walks	Same
Stolen Bases	Same

STREAKS

	Current	Career Best
Hitting		3
On-Base		5

MULTI-HIT GAMES

	2	3	4	5+	TOTAL
2024	2				2

MULTI-RBI GAMES

	2	3	4	5+	TOTAL
2024	4				4

2024 GAME-BY-GAME

DATE	OPPONENT	POS	AB	R	H	TB	2B	3B	HR	RBI	BB	HBP	SO	SB-ATT	E
2/9	Tennessee State	pr	0	0	0	0	0	0	0	0	0	0	0	0-0	0
2/9	McNeese	ph/of	1	0	0	0	0	0	0	0	0	0	0	0-0	0
2/10	Chattanooga	ph/of	1	0	0	0	0	0	0	0	0	0	0	0-0	0
2/10	Cal	ph	1	0	0	0	0	0	0	0	0	0	0	0-0	0
2/11	Louisiana	of	0	0	0	0	0	0	0	0	0	0	0	0-0	0
2/14	UTEP	*of	3	0	0	0	0	0	0	0	0	0	0	0-0	0
2/14	UTEP	ph/of	1	1	1	1	0	0	0	0	0	0	0	0-0	0
2/16	Marist	*of	4	1	1	1	0	0	0	2	0	0	0	1-1	0
2/16	Abilene Christian	*of	4	1	1	1	0	0	0	1	0	0	1	1-1	0
2/17	Houston Christian	*of	2	0	0	0	0	0	0	0	1	0	0	0-0	0
2/18	Marist	*of	4	1	2	2	0	0	0	2	0	0	1	0-0	1
2/18	Abilene Christian	*of	2	0	0	0	0	0	0	0	0	0	0	0-0	0
2/23	Stephen F. Austin								-DNP-						
2/23	North Texas	ph/of	0	0	0	0	0	0	0	0	0	0	0	0-0	0
2/24	Stephen F. Austin	*of	2	0	0	0	0	0	0	0	0	0	0	0-0	0
2/24	North Texas	*of	2	0	0	0	0	0	0	0	1	0	1	0-0	0
2/25	Minnesota	*of	3	0	1	1	0	0	0	0	0	0	0	0-0	0
2/28	Texas Tech	*of	2	1	1	1	0	0	0	0	1	0	0	0-0	0
3/1	Pacific	*of	4	0	2	3	1	0	0	2	0	0	0	0-0	0
3/1	Montana	*of	2	0	0	0	0	0	0	0	1	0	1	0-0	0
3/2	Toledo	*of	3	0	0	0	0	0	0	0	0	0	0	0-0	0
3/2	Grand Canyon	*of	2	0	1	1	0	0	0	0	0	0	0	0-0	0
3/7	Cleveland State	*of	2	1	1	1	0	0	0	0	0	0	0	0-0	0
3/7	Hawai'i	*of	3	0	0	0	0	0	0	0	0	0	0	0-0	0
3/8	UConn	*of	3	0	0	0	0	0	0	0	0	0	1	0-0	0
3/8	Hawai'i	*of	2	0	0	0	0	0	0	0	0	0	0	0-0	0
3/12	Texas Tech	*of	2	0	1	1	0	0	0	0	0	0	0	0-0	0
3/12	Texas Tech	*of	2	1	0	0	0	0	0	0	1	0	1	0-0	0
3/15	San José State	*of	4	2	1	1	0	0	0	0	0	0	0	1-1	0
3/16	San José State	*of	3	0	1	1	0	0	0	0	0	0	0	1-1	0
3/17	San José State	*of	3	0	1	1	0	0	0	2	0	0	0	0-0	0
3/19	UTEP	*of	2	0	0	0	0	0	0	0	0	0	0	0-0	0
3/22	UNLV														
3/23	UNLV														
3/24	UNLV														
3/26	New Mexico State														
3/26	New Mexico State														
3/28	Nevada														
3/29	Nevada														
3/30	Nevada														
4/3	San Diego State														
4/3	San Diego State														
4/6	Colorado State														
4/7	Colorado State														
4/16	New Mexico State														
4/19	Utah State														
4/20	Utah State														
4/21	Utah State														
4/26	Boise State														
4/27	Boise State														
4/28	Boise State														
5/2	Fresno State														
5/3	Fresno State														
5/4	Fresno State														
			24	69	9	15	16	1	0	9	5	0	6	4-4	1

CAREER STATS

SEASON	GP	GS	AVG.	AB	R	H	2B	3B	HR	RBI	TB	SLG%	BB	SO	HBP	OB%	SF	SH	SB-SA	PO	A	E	FLD%
2024	31	24	.217	69	9	15	1	0	0	9	16	.232	5	6	0	.270	0	6	4-4	53	2	1	.982
TOTAL	31	24	.217	69	9	15	1	0	0	9	16	.232	5	6	0	.270	0	6	4-4	53	2	1	.982

HIGHLIGHTS

- Started 12 games in left, 7 in center, 5 in right
- Majoring in exercise science and wants to be a physical therapist
- Played for Glory Adkins Gold 18U

THE 2024 LOBOS



1 Gabrielle Briones

FR • UTIL • 5-3 • R/R

Mesquite, Texas (North Mesquite HS)

SEASON BESTS

Hits	1	4x, last: San José State, 3-15-24
Doubles	1	Texas Tech, 3-12-24
Triples		
Home Runs		
RBI		
Runs	1	Cal, 2-10-24
Walks		
Stolen Bases	1	Cal, 2-10-24

CAREER BESTS

Hits	Same
Doubles	Same
Triples	
Home Runs	
RBI	
Runs	Same
Walks	
Stolen Bases	Same

STREAKS

	Current	Career Best
Hitting		2
On-Base		2

MULTI-HIT GAMES

	2	3	4	5+	TOTAL
2024					

MULTI-RBI GAMES

	2	3	4	5+	TOTAL
2024					

2024 GAME-BY-GAME																		
DATE	OPPONENT	POS	AB	R	H	TB	2B	3B	HR	RBI	BB	HBP	SO	SB-ATT	E			
2/9	Tennessee State					-DNP-												
2/9	McNeese					-DNP-												
2/10	Chattanooga					-DNP-												
2/10	Cal	ph/2b	2	1	1	0	0	0	0	0	0	0	1	1-1	0			
2/11	Louisiana	*2b	2	0	0	0	0	0	0	0	0	0	0	0-0	0			
2/14	UTEP					-DNP-												
2/14	UTEP					-DNP-												
2/16	Marist					-DNP-												
2/16	Abilene Christian					-DNP-												
2/17	Houston Christian					-DNP-												
2/18	Marist					-DNP-												
2/18	Abilene Christian					-DNP-												
2/23	Stephen F. Austin	3b	2	0	1	1	0	0	0	0	0	0	0	0-0	0			
2/23	North Texas	*3b	2	0	0	0	0	0	0	0	0	0	1	0-0	0			
2/24	Stephen F. Austin	*3b	1	0	0	0	0	0	0	0	0	0	0	0-0	0			
2/24	North Texas					-DNP-												
2/25	Minnesota	3b	0	0	0	0	0	0	0	0	0	0	0	0-0	0			
2/28	Texas Tech	ph	1	0	0	0	0	0	0	0	0	0	0	0-0	0			
3/1	Pacific					-DNP-												
3/1	Montana					-DNP-												
3/2	Toledo					-DNP-												
3/2	Grand Canyon					-DNP-												
3/7	Cleveland State					-DNP-												
3/7	Hawai'i	ph	0	0	0	0	0	0	0	0	0	0	0	0-0	0			
3/8	UConn					-DNP-												
3/8	Hawai'i					-DNP-												
3/12	Texas Tech					-DNP-												
3/12	Texas Tech	3b	1	0	1	2	1	0	0	0	0	0	0	0-0	0			
3/15	San José State	ph/dp	2	0	1	1	0	0	0	0	0	0	0	0-0	0			
3/16	San José State	*dp/3b	3	0	0	0	0	0	0	0	0	0	0	0-0	0			
3/17	San José State					-DNP-												
3/19	UTEP	*2b	2	0	0	0	0	0	0	0	0	0	1	0-0	0			
3/22	UNLV																	
3/23	UNLV																	
3/24	UNLV																	
3/26	New Mexico State																	
3/26	New Mexico State																	
3/28	Nevada																	
3/29	Nevada																	
3/30	Nevada																	
4/3	San Diego State																	
4/3	San Diego State																	
4/6	Colorado State																	
4/7	Colorado State																	
4/16	New Mexico State																	
4/19	Utah State																	
4/20	Utah State																	
4/21	Utah State																	
4/26	Boise State																	
4/27	Boise State																	
4/28	Boise State																	
5/2	Fresno State																	
5/3	Fresno State																	
5/4	Fresno State																	
			5	11	1	3	4	1	0	0	0	0	2	1-1	0			
CAREER STATS																		
SEASON	GP	GS	AVG.	AB	R	H	2B	3B	HR	RBI	TB	SLG%	BB	SO	HBP	OB%	SF	SH
2024	12	5	.222	18	1	4	1	0	0	0	5	.278	0	3	0	.222	0	1
TOTAL	12	5	.222	18	1	4	1	0	0	0	5	.278	0	3	0	.222	0	1
HIGHLIGHTS																		
<ul style="list-style-type: none">• Majoring in criminology and wants to be either a criminal investigator or criminal/forensic psychologist• Named the 2022 District 10-6A Defensive Player of the Year and the 2021 District 10-6A Offensive Player of the Year• Played club ball for Texas Glory																		

THE 2024 LOBOS



2 Savana Martinez

RS-JR • C • 5-3 • R/R
Albuquerque, N.M. (Rio Rancho HS)

SEASON BESTS

Hits	
Doubles	
Triples	
Home Runs	
RBI	
Runs	
Walks	
Runner CS	

CAREER BESTS

Hits	2	Maine, 3-12-23
Doubles	1	2x, last: Wisconsin, 3-13-22
Triples		
Home Runs		
RBI	1	3x, last: Utah State, 3-19-23
Runs	1	2x, last: Wisconsin, 3-13-22
Walks	1	3x, last: Colorado State, 4-9-22
Runner CS	1	2x, last: Arizona St., 3-3-23

STREAKS

	Current	Career Best
Hitting		2
On-Base		3

MULTI-HIT GAMES

	2	3	4	5+	TOTAL
2022	1	-	-	-	1
2023	-	-	-	-	0
2024					

MULTI-RBI GAMES

	2	3	4	5+	TOTAL
2022	-	-	-	-	0
2023	-	-	-	-	0
2024					

2024 GAME-BY-GAME

DATE	OPPONENT	POS	AB	R	H	TB	2B	3B	HR	RBI	BB	HBP	SO	SB-ATT	E
2/9	Tennessee State														
2/9	McNeese														
2/10	Chattanooga														
2/10	Cal														
2/11	Louisiana														
2/14	UTEP														
2/14	UTEP														
2/16	Marist														
2/16	Abilene Christian														
2/17	Houston Christian														
2/18	Marist														
2/18	Abilene Christian														
2/23	Stephen F. Austin														
2/23	North Texas														
2/24	Stephen F. Austin														
2/24	North Texas														
2/25	Minnesota														
2/28	Texas Tech														
3/1	Pacific														
3/1	Montana														
3/2	Toledo														
3/2	Grand Canyon														
3/7	Cleveland State														
3/7	Hawai'i														
3/8	UConn														
3/8	Hawai'i														
3/12	Texas Tech														
3/12	Texas Tech														
3/15	San José State														
3/16	San José State														
3/17	San José State														
3/19	UTEP														
3/22	UNLV														
3/23	UNLV														
3/24	UNLV														
3/26	New Mexico State														
3/26	New Mexico State														
3/28	Nevada														
3/29	Nevada														
3/30	Nevada														
4/3	San Diego State														
4/3	San Diego State														
4/6	Colorado State														
4/7	Colorado State														
4/16	New Mexico State														
4/19	Utah State														
4/20	Utah State														
4/21	Utah State														
4/26	Boise State														
4/27	Boise State														
4/28	Boise State														
5/2	Fresno State														
5/3	Fresno State														
5/4	Fresno State														


CAREER STATS

SEASON	GP	GS	AVG.	AB	R	H	2B	3B	HR	RBI	TB	SLG%	BB	SO	HBP	OB%	SF	SH	SB-SA	PO	A	E	FLD%
2022	12	7	.200	20	2	4	2	0	0	2	6	.300	3	7	0	.304	0	0	0-0	33	1	0	1.000
2023	10	2	.125	8	0	1	0	0	0	1	1	.125	0	7	0	.125	0	0	0-0	15	1	3	.842
2024																							
TOTAL	22	9	.179	28	2	5	2	0	0	3	7	.250	3	14	0	.258	0	0	0-0	48	2	3	.943

HIGHLIGHTS

- All 9 starts were at catcher
- Has thrown out a runner in each of her 2 seasons
- First collegiate hit and RBI came against Maine on March 12, 2022

THE 2024 LOBOS



3

Rachael Hathoot

RS-SR • INF • 5-8 • R/R

Albuquerque, N.M. (La Cueva HS)

SEASON BESTS

Hits

3

San José State, 3-17-24

Doubles

1

4x, last: Texas Tech, 3-12-24

Triples

Home Runs

RBI

2

Hawaii, 3-8-24

Runs

2

4x, last: Texas Tech, 3-12-24

Walks

2

UConn, 3-8-24

Stolen Bases

1

4x, last: UTEP, 3-19-24

CAREER BESTS

Hits

3

6x, last: San José State, 3-17-24

Doubles

2

2x, last: San José State, 5-8-21

Triples

1

9x, last: Nevada, 4-29-23

Home Runs

1

8x, last: Utah State, 3-17-23

RBI

5

Colorado St., 4-16-23

Runs

3

Colorado St., 4-16-23

Walks

2

2x, last: UConn, 3-8-24

Stolen Bases

2

Texas, 3-20-21

STREAKS

Current

Career Best

Hitting

11

15

On-Base

11

20

MULTI-HIT GAMES

2

3

4

5+

TOTAL

2020

5

-

-

-

5

2021

8

-

-

-

8

2023

13

5

-

-

18

2024

11

1

12

MULTI-RBI GAMES

2

3

4

5+

TOTAL

2020

4

-

-

-

4

2021

4

1

-

-

5

2023

4

1

1

1

7

2024

1

1

2024 GAME-BY-GAME																	
DATE	OPPONENT	POS	AB	R	H	TB	2B	3B	HR	RBI	BB	HBP	SO	SB-ATT	E		
2/9	Tennessee State	*ss	4	0	1	1	0	0	0	0	0	0	0	0-0	1		
2/9	McNeese	*ss	3	0	1	1	0	0	0	1	0	0	0	0-0	0		
2/10	Chattanooga	*ss	4	0	0	0	0	0	0	0	0	0	0	0-0	1		
2/10	Cal	*ss	2	0	0	0	0	0	0	0	0	0	0	0-0	0		
2/11	Louisiana	*ss	3	1	2	2	0	0	0	0	0	0	0	1-1	0		
2/14	UTEP	*ss	4	1	2	3	1	0	0	1	0	0	0	1-1	0		
2/14	UTEP	*ss	2	0	0	0	0	0	0	0	0	0	0	0-0	0		
2/16	Marist	*ss	4	2	1	1	0	0	0	0	1	0	1	0-0	0		
2/16	Abilene Christian	*ss	3	0	1	1	0	0	0	0	0	0	0	0-0	0		
2/17	Houston Christian	*ss	4	0	2	2	0	0	0	0	0	0	0	0-0	1		
2/18	Marist	*ss	3	1	1	1	0	0	0	0	1	0	0	0-0	0		
2/18	Abilene Christian	*ss	2	0	0	0	0	0	0	0	0	0	0	0-0	0		
2/23	Stephen F. Austin	*ss	3	2	2	2	0	0	0	1	0	0	0	0-0	0		
2/23	North Texas	*ss	2	1	0	0	0	0	0	0	0	1	1	0-0	0		
2/24	Stephen F. Austin	*ss	3	0	2	3	1	0	0	0	0	0	0	0-0	0		
2/24	North Texas	*ss	3	0	0	0	0	0	0	0	0	0	0	0-0	0		
2/25	Minnesota	*ss	2	1	1	1	0	0	0	0	1	0	0	0-0	0		
2/28	Texas Tech	*ss	4	0	1	1	0	0	0	1	0	0	0	0-0	0		
3/1	Pacific	*ss	4	0	2	2	0	0	0	0	0	0	1	0-0	0		
3/1	Montana	*ss	4	1	2	2	0	0	0	0	0	0	0	0-0	0		
3/2	Toledo	*ss	3	1	0	0	0	0	0	0	0	0	1	1-1	0		
3/2	Grand Canyon	*ss	3	1	1	1	0	0	0	0	0	0	0	0-0	0		
3/7	Cleveland State	*ss	3	0	2	3	1	0	0	0	1	1	1	0-0	0		
3/7	Hawai'i	*ss	3	1	1	1	0	0	0	0	0	0	0	0-0	1		
3/8	UConn	*ss	2	1	1	1	0	0	0	0	2	0	1	0-0	0		
3/8	Hawai'i	*ss	3	2	2	2	0	0	0	2	1	0	0	0-0	0		
3/12	Texas Tech	*ss	3	0	2	2	0	0	0	0	0	0	1	0-0	0		
3/12	Texas Tech	*ss	3	2	1	2	1	0	0	1	0	0	0	0-0	0		
3/15	San José State	*ss	4	0	1	1	0	0	0	0	0	0	0	0-0	1		
3/16	San José State	*ss	4	0	1	1	0	0	0	0	0	0	1	0-0	1		
3/17	San José State	*ss	4	1	3	3	0	0	0	0	0	0	0	0-0	0		
3/19	UTEP	*ss	3	1	2	2	0	0	0	1	0	0	0	1-1	0		
3/22	UNLV																
3/23	UNLV																
3/24	UNLV																
3/26	New Mexico State																
3/26	New Mexico State																
3/28	Nevada																
3/29	Nevada																
3/30	Nevada																
4/3	San Diego State																
4/3	San Diego State																
4/6	Colorado State																
4/7	Colorado State																
4/16	New Mexico State																
4/19	Utah State																
4/20	Utah State																
4/21	Utah State																
4/26	Boise State																
4/27	Boise State																
4/28	Boise State																
5/2	Fresno State																
5/3	Fresno State																
5/4	Fresno State																
			32	100	20	38	42	4	0	0	8	7	1	8	4-4	6	

CAREER STATS																							
SEASON	GP	GS	AVG.	AB	R	H	2B	3B	HR	RBI	TB	SLG%	BB	SO	HBP	OB%	SF	SH	SB-SA	PO	A	E	FLD%
2020	26	26	.250	84	19	21	6	2	1	12	34	.405	7	8	3	.330	0	2	0-1	38	47	6	.934
2021	46	46	.241	133	18	32	10	0	4	20	54	.406	9	25	2	.299	0	2	9-12	96	79	11	.941
2023	50	50	.396	149	38	59	9	7	3	31	91	.611	12	15	4	.452	1	4	5-5	79	114	12	.941
2024	32	32	.380	100	20	38	4	0	0	8	42	.420	7	8	1	.418	2	4	4-4	41	77	6	.952
TOTAL	154	154	.322	466	95	150	29	9	8	71	221	.474	35	56	10	.379	3	12	18-22	254	317	35	.942

- HIGHLIGHTS
- 2024 All-Mountain West Preseason Team
 - 2023 MW All-Conference First Team
 - Named Mountain West Player of the Week on May 11, 2021
 - Has started every game in her 4 years
 - Missed 2022 season due to injury
 - Started all 50 games last season at shortstop
 - Started all 46 games, playing second for 42 games and catcher for 4 in 2021
 - Started all 26 games at third base as a freshman
 - Graduated with degree in speech and hearing sciences and psychology, working on master's in project management

THE 2024 LOBOS



4 Macie Andrews

FR • OF • 5-3 • R/R
Enid, Okla. (Chisholm HS)

SEASON BESTS

Hits	1	Tennessee State, 2-9-24
Doubles		
Triples		
Home Runs		
RBI		
Runs	1	3x, last: UTEP, 3-19-24
Walks		
Stolen Bases		

CAREER BESTS

Hits	Same
Doubles	
Triples	
Home Runs	
RBI	
Runs	Same
Walks	
Stolen Bases	

STREAKS

	Current	Career Best
Hitting		1
Reach Base		1

MULTI-HIT GAMES

	2	3	4	5+	TOTAL
2024					

MULTI-RBI GAMES

	2	3	4	5+	TOTAL
2024					

2024 GAME-BY-GAME

DATE	OPPONENT	POS	AB	R	H	TB	2B	3B	HR	RBI	BB	HBP	SO	SB-ATT	E
2/9	Tennessee State	*of	3	0	1	1	0	0	0	0	0	0	0	0-0	0
2/9	McNeese	*of	2	1	0	0	0	0	0	0	0	0	1	0-0	0
2/10	Chattanooga	*of	2	0	0	0	0	0	0	0	0	0	0	0-0	1
2/10	Cal						-DNP-								
2/11	Louisiana						-DNP-								
2/14	UTEP						-DNP-								
2/14	UTEP	*of	1	0	0	0	0	0	0	0	0	0	1	0-0	0
2/16	Marist						-DNP-								
2/16	Abilene Christian						-DNP-								
2/17	Houston Christian	ph	1	0	0	0	0	0	0	0	0	0	1	0-0	0
2/18	Marist	pr	0	0	0	0	0	0	0	0	0	0	0	0-0	0
2/18	Abilene Christian						-DNP-								
2/23	Stephen F. Austin						-DNP-								
2/23	North Texas						-DNP-								
2/24	Stephen F. Austin						-DNP-								
2/24	North Texas						-DNP-								
2/25	Minnesota						-DNP-								
2/28	Texas Tech	pr	0	0	0	0	0	0	0	0	0	0	0	0-0	0
3/1	Pacific						-DNP-								
3/1	Montana						-DNP-								
3/2	Toledo						-DNP-								
3/2	Grand Canyon	pr	0	0	0	0	0	0	0	0	0	0	0	0-0	0
3/7	Cleveland State						-DNP-								
3/7	Hawai'i						-DNP-								
3/8	UConn	ph	1	0	0	0	0	0	0	0	0	0	0	0-0	0
3/8	Hawai'i						-DNP-								
3/12	Texas Tech						-DNP-								
3/12	Texas Tech	ph	1	0	0	0	0	0	0	0	0	0	1	0-0	0
3/15	San José State						-DNP-								
3/16	San José State	pr	0	1	0	0	0	0	0	0	0	0	0	0-0	0
3/17	San José State	pr	0	0	0	0	0	0	0	0	0	0	0	0-0	0
3/19	UTEP	pr	0	1	0	0	0	0	0	0	0	0	0	0-0	0
3/22	UNLV														
3/23	UNLV														
3/24	UNLV														
3/26	New Mexico State														
3/26	New Mexico State														
3/28	Nevada														
3/29	Nevada														
3/30	Nevada														
4/3	San Diego State														
4/3	San Diego State														
4/6	Colorado State														
4/7	Colorado State														
4/16	New Mexico State														
4/19	Utah State														
4/20	Utah State														
4/21	Utah State														
4/26	Boise State														
4/27	Boise State														
4/28	Boise State														
5/2	Fresno State														
5/3	Fresno State														
5/4	Fresno State														
			4	11	3	1	1	0	0	0	0	0	4	0-0	1

CAREER STATS

SEASON	GP	GS	AVG.	AB	R	H	2B	3B	HR	RBI	TB	SLG%	BB	SO	HBP	OB%	SF	SH	SB-SA	PO	A	E	FLD%
2024	13	4	.091	11	3	1	0	0	0	0	1	.091	0	4	0	.091	0	0	0-0	6	0	1	.857
TOTAL	13	4	.091	11	3	1	0	0	0	0	1	.091	0	4	0	.091	0	0	0-0	6	0	1	.857

HIGHLIGHTS

- Played both middle infield and outfield in high school
- Wears #4 because her dad wore #4 growing up and wears it to follow in his footsteps
- Majoring in business administration and wants to be a medical sales rep

THE 2024 LOBOS



5

Kenzie Jones

FR • P • 5-8 • R/R

Crawford, Texas (Crawford HS)

SEASON BESTS

IP (high)	21	Texas Tech, 3-12-24
H (low)	2	4x, last: Texas Tech, 3-12-24
R (low)	2	4x, last: Texas Tech, 3-12-24
ER (low)	1	McNeese, 2-9-24
BB (low)	0	Cal, 2-10-24
SO (high)	1	Texas Tech, 3-12-24
BF (high)	11	Texas Tech, 3-12-24
NP (high)	37	2x, last: Texas Tech, 3-12-24

CAREER BESTS (MIN. 3.0 IP)

IP (high)	
H (low)	
R (low)	
ER (low)	
BB (low)	
SO (high)	
BF (high)	
NP (high)	

PITCHING SUPERLATIVES (MIN. 4.0 IP)

	Season	Career
5+ K		
10+ K		
1 R or Less		
Shutout		

2024 GAME-BY-GAME																	
DATE	OPPONENT	W-L	ERA	CG	IP	H	R	ER	BB	SO	2B	3B	HR	BF	HBP		
2/9	Tennessee St.							-DNP-									
2/9	McNeese	--	5.25	0	1.1	2	3	1	2	0	1	0	0	9	0		
2/10	Chattanooga							-DNP-									
2/10	Cal	--	8.40	0	1.2	3	2	2	0	0	0	0	0	9	0		
2/11	Louisiana							-DNP-									
2/14	UTEP							-DNP-									
2/14	UTEP							-DNP-									
2/16	Marist							-DNP-									
2/16	Abilene Christian	--	42.00	0	0.1	2	2	2	1	0	0	0	0	5	0		
2/17	Houston Christian							-DNP-									
2/18	Marist	--	63.00	0	0.1	2	3	3	1	0	1	0	0	4	0		
2/18	Abilene Christian							-DNP-									
2/23	Stephen F. Austin							-DNP-									
2/23	North Texas							-DNP-									
2/24	Stephen F. Austin							-DNP-									
2/24	North Texas							-DNP-									
2/25	Minnesota							-DNP-									
2/28	Texas Tech							-DNP-									
3/1	Pacific							-DNP-									
3/1	Montana							-DNP-									
3/2	Toledo							-DNP-									
3/2	Grand Canyon							-DNP-									
3/7	Cleveland State							-DNP-									
3/7	Hawai'i							-DNP-									
3/8	UConn							-DNP-									
3/8	Hawai'i							-DNP-									
3/12	Texas Tech	--	6.00	0	2.1	2	2	2	2	0	1	0	1	11	0		
3/12	Texas Tech	--	7.00	0	2.0	3	2	2	1	1	0	1	0	10	0		
3/15	San José State							-DNP-									
3/16	San José State	--		0	0.0	1	1	1	1	0	0	0	0	2	0		
3/17	San José State							-DNP-									
3/19	UTEP							-DNP-									
3/22	UNLV																
3/23	UNLV																
3/24	UNLV																
3/26	New Mexico State																
3/26	New Mexico State																
3/28	Nevada																
3/29	Nevada																
3/30	Nevada																
4/3	San Diego State																
4/3	San Diego State																
4/6	Colorado State																
4/7	Colorado State																
4/16	New Mexico State																
4/19	Utah State																
4/20	Utah State																
4/21	Utah State																
4/26	Boise State																
4/27	Boise State																
4/28	Boise State																
5/2	Fresno State																
5/3	Fresno State																
5/4	Fresno State																
		0-0	11.38	0	8.0	15	15	13	8	1	3	1	1	50	0		

CAREER STATS																								
SEASON	GS	APP	CG	W-L	ERA	SHO	SV	IP	H	R	ER	BB	SO	2B	3B	HR	BF	NP-STK	WP	HBP	PO	A	E	FLD%
2024	1	7	0	0-0	11.38	0	0	8.0	15	15	13	8	1	3	1	1	50	189-100	0	0	0	0	0	.000
TOTAL	1	7	0	0-0	11.38	0	0	8.0	15	15	13	8	1	3	1	1	50	189-100	0	0	0	0	0	.000

- HIGHLIGHTS
- Ranked 79th pitcher by Extra Innings in 2020, 59th in 2021 and ranked 50th in the Extra Innings Elite 100 in 2023
 - Recorded 87 strikeouts as a freshman before COVID cut the season short, 287 strikeouts her sophomore year and 239 strikeouts her junior year
 - HS team won the 2A State Championship and was named 2A State MVP in 2022
 - Also lettered in basketball and cheer
 - Pre-med major

THE 2024 LOBOS



6 Alina Ortiz

FR • P • 5-6 • R/R
Corona, Calif. (Centennial HS)

SEASON BESTS

IP (high)
H (low)
R (low)
ER (low)
BB (low)
SO (high)
BF (high)
NP (high)

CAREER BESTS (MIN. 3.0 IP)

IP (high)
H (low)
R (low)
ER (low)
BB (low)
SO (high)
BF (high)
NP (high)

PITCHING SUPERLATIVES (MIN. 4.0 IP)

	Season	Career
5+ K		
10+ K		
1 R or Less		
Shutout		

2024 GAME-BY-GAME

DATE	OPPONENT	W-L	ERA	CG	IP	H	R	ER	BB	SO	2B	3B	HR	BF	HBP
2/9	Tennessee St.							-DNP-							
2/9	McNeese							-DNP-							
2/10	Chattanooga							-DNP-							
2/10	Cal							-DNP-							
2/11	Louisiana							-DNP-							
2/14	UTEP							-DNP-							
2/14	UTEP							-DNP-							
2/16	Marist							-DNP-							
2/16	Abilene Christian							-DNP-							
2/17	Houston Christian							-DNP-							
2/18	Marist							-DNP-							
2/18	Abilene Christian							-DNP-							
2/23	Stephen F. Austin							-DNP-							
2/23	North Texas							-DNP-							
2/24	Stephen F. Austin							-DNP-							
2/24	North Texas							-DNP-							
2/25	Minnesota							-DNP-							
2/28	Texas Tech							-DNP-							
3/1	Pacific							-DNP-							
3/1	Montana							-DNP-							
3/2	Toledo							-DNP-							
3/2	Grand Canyon							-DNP-							
3/7	Cleveland State							-DNP-							
3/7	Hawai'i							-DNP-							
3/8	UConn							-DNP-							
3/8	Hawai'i							-DNP-							
3/12	Texas Tech							-DNP-							
3/12	Texas Tech							-DNP-							
3/15	San José State							-DNP-							
3/16	San José State							-DNP-							
3/17	San José State							-DNP-							
3/19	UTEP							-DNP-							
3/22	UNLV														
3/23	UNLV														
3/24	UNLV														
3/26	New Mexico State														
3/26	New Mexico State														
3/28	Nevada														
3/29	Nevada														
3/30	Nevada														
4/3	San Diego State														
4/3	San Diego State														
4/6	Colorado State														
4/7	Colorado State														
4/16	New Mexico State														
4/19	Utah State														
4/20	Utah State														
4/21	Utah State														
4/26	Boise State														
4/27	Boise State														
4/28	Boise State														
5/2	Fresno State														
5/3	Fresno State														
5/4	Fresno State														

CAREER STATS

SEASON	GS	APP	CG	W-L	ERA	SHO	SV	IP	H	R	ER	BB	SO	2B	3B	HR	BF	NP-STK	WP	HBP	PO	A	E	FLD%
2024																								
TOTAL																								

HIGHLIGHTS

THE 2024 LOBOS



7 Ashley Archuleta

JR • INF • 5-4 • R/R
Rio Rancho, N.M. (Cleveland HS)

SEASON BESTS			
Hits	3	Marist, 2-16-24	
Doubles	1	5x, last: Texas Tech, 2-28-24	
Triples			
Home Runs			
RBI	2	SFA, 2-23-24	
Runs	2	2x, last: San José State, 3-15-24	
Walks	2	3x, last: Marist, 2-18-24	
Stolen Bases	2	Tennessee State, 2-9-24	

CAREER BESTS			
Hits	3	5x, last: Marist, 2-16-24	
Doubles	2	NMSU, 3-8-22	
Triples	1	6x, last: San Diego St., 4-23-23	
Home Runs	2	Fresno State, 4-15-22	
RBI	4	Fresno State, 4-15-22	
Runs	2	13x, last: San José State, 3-15-24	
Walks	3	Nevada, 4-23-22	
Stolen Bases	2	Tennessee State, 2-9-24	

STREAKS			
	Current	Career Best	
Hitting		13	
On-Base		22	

MULTI-HIT GAMES					
	2	3	4	5+	TOTAL
2022	12	3	-	-	15
2023	12	1	-	-	13
2024	2	1			3

MULTI-RBI GAMES					
	2	3	4	5+	TOTAL
2022	3	1	1	-	5
2023	5	3	-	-	8
2024	1				1

2024 GAME-BY-GAME																	
DATE	OPPONENT	POS	AB	R	H	TB	2B	3B	HR	RBI	BB	HBP	SO	SB-ATT	E		
2/9	Tennessee State	*2b	4	2	2	2	0	0	0	0	0	0	0	0	2-2	0	
2-2/9	McNeese	*2b	4	1	2	2	0	0	0	1	0	0	0	0-0	1		
2/10	Chattanooga	*2b	3	0	1	1	0	0	0	0	1	0	2	1-1	0		
2/10	Cal	*2b	1	0	0	0	0	0	0	0	0	0	1	0-0	2		
2/11	Louisiana	*dp	2	1	1	2	1	0	0	0	0	0	0	0-0	0		
2/14	UTEP	*2b	4	0	0	0	0	0	0	0	0	0	0	0-0	0		
2/14	UTEP	*2b	3	0	0	0	0	0	0	0	0	0	1	0-0	0		
2/16	Marist	*2b	3	1	3	3	0	0	0	1	2	0	0	1-1	0		
2/16	Abilene Christian	*2b	3	0	1	2	1	0	0	1	1	0	1	1-1	0		
2/17	Houston Christian	*2b	2	0	0	0	0	0	0	0	2	0	2	1-1	0		
2/18	Marist	*2b	2	1	0	0	0	0	0	1	2	0	2	0-0	0		
2/18	Abilene Christian	*2b	2	0	0	0	0	0	0	0	0	0	0	0-0	0		
2/23	Stephen F. Austin	*2b	3	1	1	2	1	0	0	2	0	1	0	0-0	0		
2/23	North Texas	*2b	3	0	1	2	1	0	0	1	0	0	1	0-0	0		
2/24	Stephen F. Austin	*2b	3	0	1	1	0	0	0	0	0	0	1	0-1	0		
2/24	North Texas	*2b	3	0	0	0	0	0	0	0	0	0	1	0-0	0		
2/25	Minnesota	*2b	4	0	0	0	0	0	0	0	0	0	0	0-0	0		
2/28	Texas Tech	*2b	3	0	1	2	1	0	0	0	0	0	1	0-0	0		
3/1	Pacific	*2b	3	1	1	1	0	0	0	0	0	1	0	0-0	0		
3/1	Montana	*2b	4	0	1	1	0	0	0	0	0	0	2	0-0	0		
3/2	Toledo	*2b	3	1	1	3	0	1	0	1	0	0	0	0-0	1		
3/2	Grand Canyon							-DNP-									
3/7	Cleveland State							-DNP-									
3/7	Hawai'i							-DNP-									
3/8	UConn							-DNP-									
3/8	Hawai'i							-DNP-									
3/12	Texas Tech	*dp	2	0	0	0	0	0	0	0	0	0	2	0-0	0		
3/12	Texas Tech	*dp	2	0	0	0	0	0	0	0	0	0	0	0-0	0		
3/15	San José State	*2b	3	2	1	1	0	0	0	1	1	0	1	1-1	0		
3/16	San José State	*2b	3	0	0	0	0	0	0	0	0	0	2	0-0	0		
3/17	San José State	*2b/dp	2	0	0	0	0	0	0	0	0	0	1	0-0	2		
3/17	UTEP	ph	1	0	0	0	0	0	0	0	0	0	1	0-0	0		
3/22	UNLV																
3/23	UNLV																
3/24	UNLV																
3/26	New Mexico State																
3/26	New Mexico State																
3/28	Nevada																
3/29	Nevada																
3/30	Nevada																
4/3	San Diego State																
4/3	San Diego State																
4/6	Colorado State																
4/7	Colorado State																
4/16	New Mexico State																
4/19	Utah State																
4/20	Utah State																
4/21	Utah State																
4/26	Boise State																
4/27	Boise State																
4/28	Boise State																
5/2	Fresno State																
5/3	Fresno State																
5/4	Fresno State																
			26	75	11	18	25	5	1	0	9	9	2	22	7-8	6	

CAREER STATS																			
SEASON	GP	GS	AVG.	AB	R	H	2B	3B	HR	RBI	TB	SLG%	BB	SO	HBP	OB%	SF	SH	SB-SA
2022	53		.326	172	29	56	9	1	2	21	73	.424	20	36	3	.405	0	1	1-1
2023	47		.331	130	22	43	4	5	3	25	66	.508	16	25	0	.401	1	2	2-2
2024	27		.240	75	11	18	5	1	0	9	25	.333	9	22	2	.337	0	0	7-8
TOTAL	127		.310	377	62	117	18	7	5	55	164	.435	45	83	5	.390	1	3	10-11
HIGHLIGHTS																			
		PO	A	E	FLD%														
		86	100	15	.926														
		82	89	9	.950														
		39	28	6	.918														
		207	217	30	.934														

- All-Conference First Team in 2022 and 2023
- First two-time first team all-conference player for UNM since Brandi Heimburg (2014 and 2015)
- Played 45 games at second her sophomore season
- Played 51 games at second, 1 game at shortstop and 1 game as DP freshman season
- Ended 2023 on a 10-game hitting streak
- 2nd on the team in total bases (73), hits (56) and doubles (9) as a freshman
- Majoring in biochemistry

THE 2024 LOBOS



8 Katherine Brunner

FR • INF • 5-7 • R/R
Katy, Texas (James E. Taylor HS)

SEASON BESTS		
Hits	3	Marist, 2-16-24
Doubles	1	3x, last: Hawai'i, 3-7-24
Triples		
Home Runs	1	Hawai'i, 3-8-24
RBI	3	Marist, 2-16-24
Runs	1	4x, last: Hawai'i, 3-8-24
Walks	2	2x, last: UConn, 3-8-24
Stolen Bases	1	Tennessee State, 2-9-24

CAREER BESTS		
Hits	Same	
Doubles	Same	
Triples		
Home Runs	Same	
RBI	Same	
Runs	Same	
Walks	Same	
Stolen Bases	Same	

STREAKS		
	Current	Career Best
Hitting	1	4
On-Base	1	5

MULTI-HIT GAMES					
	2	3	4	5+	TOTAL
2024	1	1			2


MULTI-RBI GAMES					
	2	3	4	5+	TOTAL
2024	2	1			3

2024 GAME-BY-GAME																	
DATE	OPPONENT	POS	AB	R	H	TB	2B	3B	HR	RBI	BB	HBP	SO	SB-ATT	E		
2/9	Tennessee State	*dp	3	1	1	1	0	0	0	0	1	0	1	1-1	0		
2/9	McNeese	*dp	3	0	1	1	0	0	0	0	0	0	0	0-0	0		
2/10	Chattanooga	*dp/3b	1	1	0	0	0	0	0	0	2	0	0	0-0	0		
2/10	Cal	*3b	2	0	0	0	0	0	0	0	0	0	0	0-0	0		
2/11	Louisiana	*3b	2	0	1	1	0	0	0	0	0	0	0	0-0	0		
2/14	UTEP	*3b	2	0	0	0	0	0	0	0	0	0	0	0-0	0		
2/14	UTEP	*3b	2	0	1	2	1	0	0	0	0	1	0	0-0	0		
2/16	Marist	*3b	5	0	3	4	1	0	0	3	0	0	1	0-0	0		
2/16	Abilene Christian	*3b	3	0	1	1	0	0	0	1	0	0	1	0-0	0		
2/17	Houston Christian	*3b	2	0	0	0	0	0	0	0	1	0	1	0-0	0		
2/18	Marist	*3b	4	1	1	1	0	0	0	2	0	0	2	0-0	1		
2/18	Abilene Christian	*dp/3b	2	0	0	0	0	0	0	0	0	0	0	0-0	0		
2/23	Stephen F. Austin	*3b	2	0	1	1	0	0	0	0	0	0	0	0-0	1		
2/23	North Texas	ph	1	0	0	0	0	0	0	0	0	0	0	0-0	0		
2/24	Stephen F. Austin	ph/3b	1	0	0	0	0	0	0	0	0	0	0	0-0	0		
2/24	North Texas	*3b	3	0	0	0	0	0	0	0	0	0	1	0-0	0		
2/25	Minnesota	*3b	3	0	0	0	0	0	0	1	0	0	1	0-0	1		
2/28	Texas Tech	*dp	2	0	0	0	0	0	0	0	0	0	1	0-0	0		
3/1	Pacific	*dp	2	0	0	0	0	0	0	0	0	0	2	0-0	0		
3/1	Montana	ph	1	0	0	0	0	0	0	0	0	0	1	0-0	0		
3/2	Toledo						-DNP-										
3/2	Grand Canyon	*2b	4	0	0	0	0	0	0	0	0	0	1	0-0	0		
3/7	Cleveland State	*2b	3	0	1	1	0	0	0	0	0	0	1	0-0	0		
3/7	Hawai'i	*2b	3	0	2	3	1	0	0	0	0	0	0	0-0	0		
3/8	UConn	*2b	1	0	1	1	0	0	0	1	2	0	0	0-0	0		
3/8	Hawai'i	*2b	3	1	1	4	0	0	1	2	0	0	0	0-0	0		
3/12	Texas Tech	*2b	2	0	0	0	0	0	0	0	0	0	1	0-0	0		
3/12	Texas Tech	*2b	2	0	0	0	0	0	0	0	0	0	1	0-0	0		
3/15	San José State	*dp	2	0	0	0	0	0	0	0	0	0	0	0-0	0		
3/16	San José State	ph/dp	1	0	0	0	0	0	0	1	0	0	0	0-0	0		
3/17	San José State	*dp/2b	3	0	0	0	0	0	0	0	0	0	0	0-0	0		
3/19	UTEP	*dp	3	0	1	1	0	0	0	1	0	0	0	0-0	0		
3/22	UNLV																
3/23	UNLV																
3/24	UNLV																
3/26	New Mexico State																
3/26	New Mexico State																
3/28	Nevada																
3/29	Nevada																
3/30	Nevada																
4/3	San Diego State																
4/3	San Diego State																
4/6	Colorado State																
4/7	Colorado State																
4/16	New Mexico State																
4/19	Utah State																
4/20	Utah State																
4/21	Utah State																
4/26	Boise State																
4/27	Boise State																
4/28	Boise State																
5/2	Fresno State																
5/3	Fresno State																
5/4	Fresno State																
			27	73	4	16	22	3	0	1	12	6	1	16	1-1	3	

CAREER STATS																			
SEASON	GP	GS	AVG.	AB	R	H	2B	3B	HR	RBI	TB	SLG%	BB	SO	HBP	OB%	SF	SH	SB-SA
2024	31	27	.219	73	4	16	3	0	1	12	22	.301	6	16	1	.284	1	0	1-1
TOTAL	31	27	.219	73	4	16	3	0	1	12	22	.301	6	16	1	.284	1	0	1-1
																			33
																			17
																			3
																			.943

- HIGHLIGHTS
- Majoring in business administration
 - #8 was the first number she wore when she started playing softball at age 6.
 - Played for the Bombers, the Lady Dukes and Prolific
 - Also lettered in basketball in high school

THE 2024 LOBOS



9

Jewels Hanawahine

FR • UTIL • 5-9 • R/R

Waimanalo, Hawai'i (Kamehameha Kapalama)

SEASON BESTS

Hits

1

Texas Tech, 2-28-24

Doubles

Triples

Home Runs

RBI

Runs

Walks

Stolen Bases

CAREER BESTS

Hits

Same

Doubles

Triples

Home Runs

RBI

Runs

Walks

Stolen Bases

STREAKS

Current

Career Best

Hitting

1

On-Base

1

MULTI-HIT GAMES

2

3

4

5+

TOTAL

2023

MULTI-RBI GAMES

2

3

4

5+

TOTAL

2023

2024 GAME-BY-GAME																		
DATE	OPPONENT	POS	AB	R	H	TB	2B	3B	HR	RBI	BB	HBP	SO	SB-ATT	E			
2/9	Tennessee State						-DNP-											
2/9	McNeese						-DNP-											
2/10	Chattanooga						-DNP-											
2/10	Cal						-DNP-											
2/11	Louisiana						-DNP-											
2/14	UTEP						-DNP-											
2/14	UTEP						-DNP-											
2/16	Marist						-DNP-											
2/16	Abilene Christian						-DNP-											
2/17	Houston Christian						-DNP-											
2/18	Marist						-DNP-											
2/18	Abilene Christian						-DNP-											
2/23	Stephen F. Austin						-DNP-											
2/23	North Texas	ph	1	0	0	0	0	0	0	0	0	0	1	0-0	0			
2/24	Stephen F. Austin						-DNP-											
2/24	North Texas						-DNP-											
2/25	Minnesota						-DNP-											
2/28	Texas Tech	ph	1	0	1	1	0	0	0	0	0	0	0	0-0	0			
3/1	Pacific						-DNP-											
3/1	Montana						-DNP-											
3/2	Toledo						-DNP-											
3/2	Grand Canyon						-DNP-											
3/7	Cleveland State						-DNP-											
3/7	Hawai'i	ph	1	0	0	0	0	0	0	0	0	0	1	0-0	0			
3/8	UConn						-DNP-											
3/8	Hawai'i						-DNP-											
3/12	Texas Tech						-DNP-											
3/12	Texas Tech						-DNP-											
3/15	San José State						-DNP-											
3/16	San José State						-DNP-											
3/17	San José State						-DNP-											
3/19	UTEP						-DNP-											
3/22	UNLV																	
3/23	UNLV																	
3/24	UNLV																	
3/26	New Mexico State																	
3/26	New Mexico State																	
3/28	Nevada																	
3/29	Nevada																	
3/30	Nevada																	
4/3	San Diego State																	
4/3	San Diego State																	
4/6	Colorado State																	
4/7	Colorado State																	
4/16	New Mexico State																	
4/19	Utah State																	
4/20	Utah State																	
4/21	Utah State																	
4/26	Boise State																	
4/27	Boise State																	
4/28	Boise State																	
5/2	Fresno State																	
5/3	Fresno State																	
5/4	Fresno State																	
			3	0	1	1	0	0	0	0	0	0	2	0-0	0			

CAREER STATS																							
SEASON	GP	GS	AVG.	AB	R	H	2B	3B	HR	RBI	TB	SLG%	BB	SO	HBP	OB%	SF	SH	SB-SA	PO	A	E	FLD%
2024	3	0	.333	3	0	1	0	0	0	0	1	.333	0	2	0	.333	0	0	0-0	0	0	0	.000
TOTAL	3	0	.333	3	0	1	0	0	0	0	1	.333	0	2	0	.333	0	0	0-0	0	0	0	.000

- HIGHLIGHTS
- Construction management major
 - Played for Firecrackers Rico 18U, Firecrackers Brasher Smith and Firecrackers Hawaii
 - Wears #9 because she and her two siblings were all born on the 9th of different months

THE 2024 LOBOS



12 Savannah Braun

SR • INF • 5-10 • R/R
Tualatin, Ore. (Tualatin HS)

SEASON BESTS

Hits	
Doubles	
Triples	
Home Runs	
RBI	
Runs	
Walks	
Stolen Bases	

CAREER BESTS

Hits	1	4x, last: NMSU, 3-22-22
Doubles		
Triples		
Home Runs	1	at NMSU, 3-22-22
RBI	3	at NMSU, 3-22-22
Runs	1	2x, last: at NMSU, 3-22-22
Walks	1	3x, last: Maine, 3-12-22
Total Bases	4	at NMSU, 3/22/23

STREAKS

	Current	Career Best
Hitting		2
On-Base		2

MULTI-HIT GAMES

	2	3	4	5+	TOTAL
2021	-	-	-	-	-
2022	-	-	-	-	-
2023	-	-	-	-	-
2024					

MULTI-RBI GAMES

	2	3	4	5+	TOTAL
2021	-	-	-	-	-
2022	-	1	-	-	1
2023	-	-	-	-	-
2024					

2024 GAME-BY-GAME

DATE	OPPONENT	POS	AB	R	H	TB	2B	3B	HR	RBI	BB	HBP	SO	SB-ATT	E
2/9	Tennessee State														-DNP-
2/9	McNeese														-DNP-
2/10	Chattanooga														-DNP-
2/10	Cal														-DNP-
2/11	Louisiana														-DNP-
2/14	UTEP														-DNP-
2/14	UTEP														-DNP-
2/16	Marist														-DNP-
2/16	Abilene Christian														-DNP-
2/17	Houston Christian														-DNP-
2/18	Marist														-DNP-
2/18	Abilene Christian														-DNP-
2/23	Stephen F. Austin														-DNP-
2/23	North Texas														-DNP-
2/24	Stephen F. Austin														-DNP-
2/24	North Texas														-DNP-
2/25	Minnesota														-DNP-
2/28	Texas Tech														-DNP-
3/1	Pacific														-DNP-
3/1	Montana														-DNP-
3/2	Toledo														-DNP-
3/2	Grand Canyon														-DNP-
3/7	Cleveland State														-DNP-
3/7	Hawai'i														-DNP-
3/8	UConn														-DNP-
3/8	Hawai'i														-DNP-
3/12	Texas Tech														-DNP-
3/12	Texas Tech														-DNP-
3/15	San José State														-DNP-
3/16	San José State														-DNP-
3/17	San José State														-DNP-
3/19	UTEP														-DNP-
3/22	UNLV														-DNP-
3/23	UNLV														-DNP-
3/24	UNLV														-DNP-
3/26	New Mexico State														-DNP-
3/26	New Mexico State														-DNP-
3/28	Nevada														-DNP-
3/29	Nevada														-DNP-
3/30	Nevada														-DNP-
4/3	San Diego State														-DNP-
4/3	San Diego State														-DNP-
4/6	Colorado State														-DNP-
4/7	Colorado State														-DNP-
4/16	New Mexico State														-DNP-
4/19	Utah State														-DNP-
4/20	Utah State														-DNP-
4/21	Utah State														-DNP-
4/26	Boise State														-DNP-
4/27	Boise State														-DNP-
4/28	Boise State														-DNP-
5/2	Fresno State														-DNP-
5/3	Fresno State														-DNP-
5/4	Fresno State														-DNP-

CAREER STATS

SEASON	GP	GS	AVG.	AB	R	H	2B	3B	HR	RBI	TB	SLG%	BB	SO	HBP	OB%	SF	SH	SB-SA	PO	A	E	FLD%
2021	4	1	.500	4	0	2	0	0	0	0	2	.500	2	2	0	.667	0	0	0-0	0	0	0	.000
2022	5	0	.500	4	2	2	0	0	1	4	5	1.250	1	0	0	.600	0	0	0-0	0	0	0	.000
2023																							
2024																							
TOTAL	9	1	.500	8	2	4	0	0	1	4	7	.875	3	2	0	.636	0	0	0-0	0	0	0	.000

HIGHLIGHTS

- Hit a pinch-hit 3-run HR at New Mexico on March 22 for her first collegiate HR
- Hit against Tarleton on Feb. 27 ended the game in a run-rule win
- Start was as the designated player against Utah State on May 15, 2021
- Majoring in community health education

THE 2024 LOBOS



13 Elizabeth Baylor

SO • OF • 5-8 • R/R
Richmond, Texas (Churchill Fulshear HS)

SEASON BESTS

Hits	3	Marist, 2-16-24
Doubles		
Triples		
Home Runs		
RBI	2	Marist, 2-18-24
Runs	2	Marist, 2-16-24
Walks	1	3x, last: SFA, 2-24-24
Stolen Bases	2	Marist, 2-16-24

CAREER BESTS

Hits	Same
Doubles	
Triples	
Home Runs	
RBI	Same
Runs	Same
Walks	1
Stolen Bases	6x, last: SFA, 2-24-24
	Same

STREAKS

	Current	Career Best
Hitting		2
On-Base		4

MULTI-HIT GAMES

	2	3	4	5+	TOTAL
2023	1	-	-	-	1
2024		1			1

MULTI-RBI GAMES

	2	3	4	5+	TOTAL
2023	-	-	-	-	-
2024	1				1

2024 GAME-BY-GAME

DATE	OPPONENT	POS	AB	R	H	TB	2B	3B	HR	RBI	BB	HBP	SO	SB-ATT	E
2/9	Tennessee State	*of	3	0	1	1	0	0	0	0	0	0	1	0-0	0
2/9	McNeese	*of	2	0	0	0	0	0	0	0	0	0	2	0-0	0
2/10	Chattanooga	*of	2	1	1	1	0	0	0	0	0	1	0	0-0	0
2/10	Cal	*of	2	0	0	0	0	0	0	0	0	0	0	0-0	0
2/11	Louisiana	*of	2	0	1	1	0	0	0	0	0	0	0	0-0	0
2/14	UTEP	*of	3	1	1	1	0	0	0	0	0	0	0	0-0	0
2/14	UTEP	*of	3	0	0	0	0	0	0	0	0	0	0	0-0	0
2/16	Marist	*of	4	2	3	3	0	0	0	0	0	0	0	2-2	0
2/16	Abilene Christian	*of	3	0	1	1	0	0	0	0	0	0	1	0-0	0
2/17	Houston Christian	*of	2	0	0	0	0	0	0	0	1	0	1	0-0	0
2/18	Marist	*of	3	1	1	1	0	0	0	2	1	0	0	0-0	0
2/18	Abilene Christian	*of	2	0	0	0	0	0	0	0	0	0	0	0-0	0
2/23	Stephen F. Austin	*of	3	0	0	0	0	0	0	0	0	0	0	0-0	0
2/23	North Texas	*of	3	0	0	0	0	0	0	0	0	0	1	0-0	0
2/24	Stephen F. Austin	*of	1	0	1	1	0	0	0	0	1	0	0	0-0	0
2/24	North Texas	*of	3	0	0	0	0	0	0	0	0	0	0	0-0	0
2/25	Minnesota	*of	3	0	0	0	0	0	0	0	0	0	0	0-0	0
2/28	Texas Tech	*of	2	0	0	0	0	0	0	0	0	0	1	0-0	0
3/1	Pacific	of	1	0	0	0	0	0	0	0	0	0	0	0-0	0
3/1	Montana						-DNP-								
3/2	Toledo						-DNP-								
3/2	Grand Canyon						-DNP-								
3/7	Cleveland State	*dp	3	0	0	0	0	0	0	0	0	0	1	0-0	0
3/7	Hawai'i						-DNP-								
3/8	UConn	ph/of	2	0	0	0	0	0	0	0	0	0	0	0-0	0
3/8	Hawai'i	*of	3	0	0	0	0	0	0	0	0	0	0	0-0	0
3/12	Texas Tech	*of	2	0	0	0	0	0	0	0	0	0	0	0-0	0
3/12	Texas Tech	*of	2	1	1	1	0	0	0	0	0	0	1	0-0	0
3/15	San José State	*of	2	0	0	0	0	0	0	0	0	0	0	0-0	0
3/16	San José State	ph	1	0	0	0	0	0	0	0	0	0	0	0-0	0
3/17	San José State						-DNP-								
3/19	UTEP						-DNP-								
3/22	UNLV														
3/23	UNLV														
3/24	UNLV														
3/26	New Mexico State														
3/26	New Mexico State														
3/28	Nevada														
3/29	Nevada														
3/30	Nevada														
4/3	San Diego State														
4/3	San Diego State														
4/6	Colorado State														
4/7	Colorado State														
4/16	New Mexico State														
4/19	Utah State														
4/20	Utah State														
4/21	Utah State														
4/26	Boise State														
4/27	Boise State														
4/28	Boise State														
5/2	Fresno State														
5/3	Fresno State														
5/4	Fresno State														
		23	62	6	11	11	0	0	0	2	3	1	9	2-2	0

CAREER STATS

SEASON	GP	GS	AVG.	AB	R	H	2B	3B	HR	RBI	TB	SLG%	BB	SO	HBP	OB%	SF	SH	SB-SA	PO	A	E	FLD%
2023	21	9	.167	24	1	4	0	0	0	1	4	.167	3	9	0	.259	0	0	1-1	19	2	0	1.000
2024	26	23	.177	62	6	11	0	0	0	2	11	.177	3	9	1	.227	0	0	2-2	21	0	0	1.000
TOTAL	47	32	.174	86	7	15	0	0	0	3	15	.181	6	18	1	.244	0	0	3-3	40	2	0	1.000

HIGHLIGHTS

- Psychology major
- 18 starts in right, 3 starts in left, 1 as DP
- Played in 21 games with 9 starts, 8 in right field and 1 as DP as a freshman
- Played for the Houston Power, Aces Express and Texas Bombers.
- Named to the 4A Second Team All-District and the 5A Second Team All-District and was the school record holder for stolen bases

THE 2024 LOBOS



14 Taylor Snow

RS-JR • P • 5-10 • R/R
Columbia, La.. (Louisiana)

SEASON BESTS

IP (high)	71	North Texas, 2-24-24
H (low)	1	Louisiana, 2-11-24
R (low)	0	Montana, 3-1-24
ER (low)	0	2x, last: Montana, 3-1-24
BB (low)	0	5x, last: San José State, 3-17-24
SO (high)	4	North Texas, 2-23-24
BF (high)	26	North Texas, 2-23-24
NP (high)	96	North Texas, 2-23-24

CAREER BESTS (MIN. 3.0 IP)

IP (high)	Same
H (low)	3 North Texas, 2-24-24
R (low)	0 3x, last: Montana, 3-1-24
ER (low)	0 6x, last: Montana, 3-1-24
BB (low)	0 9x, last: San José State, 3-17-24
SO (high)	Same
BF (high)	29 CSUB, 2-23-23
NP (high)	101 CSUB, 2-23-23

PITCHING SUPERLATIVES (MIN. 4.0 IP)

	Season	Career
5+ K		
10+ K		
1 R or Less	1	5
Shutout		

2024 GAME-BY-GAME

DATE	OPPONENT	W-L	ERA	CG	IP	H	R	ER	BB	SO	2B	3B	HR	BF	HBP
2/9	Tennessee St.							-DNP-							
2/9	McNeese	0-1	16.80	0	1.2	6	6	4	2	0	2	0	0	12	0
2/10	Chattanooga							-DNP-							
2/10	Cal	0-1	21.00	0	0.1	2	5	1	1	0	0	0	1	6	0
2/11	Louisiana	--	10.50	0	1.1	1	2	2	1	1	0	0	0	8	0
2/14	UTEP							-DNP-							
2/14	UTEP	--	10.50	0	0.2	2	1	1	0	0	1	0	0	4	0
2/16	Marist							-DNP-							
2/16	Abilene Christian	0-1	7.64	0	3.2	7	4	4	1	1	3	0	1	19	0
2/17	Houston Christian							-DNP-							
2/18	Marist	1-0	4.20	0	1.2	3	1	1	2	1	0	0	1	11	0
2/18	Abilene Christian							-DNP-							
2/23	Stephen F. Austin							-DNP-							
2/23	North Texas	0-1	3.50	1	6.0	7	3	3	2	4	0	0	0	26	0
2/24	Stephen F. Austin							-DNP-							
2/24	North Texas	0-1	0.00	1	7.1	2	1	0	0	2	1	0	0	25	0
2/25	Minnesota	--	21.00	0	1.1	4	5	4	3	0	1	1	0	12	0
2/28	Texas Tech	--	7.00	0	3.0	5	4	3	2	0	1	0	2	18	1
3/1	Pacific	0-1	10.50	0	2.0	4	3	3	0	0	2	0	0	11	1
3/1	Montana	1-0	0.00	0	3.2	3	0	0	1	1	0	0	0	14	0
3/2	Toledo							-DNP-							
3/2	Grand Canyon	0-1	7.00	0	3.0	4	3	3	0	1	2	1	0	13	0
3/7	Cleveland State							-DNP-							
3/7	Hawai'i	0-1	2.33	1	6.0	5	3	2	1	0	1	0	1	25	0
3/8	UConn							-DNP-							
3/8	Hawai'i							-DNP-							
3/12	Texas Tech							-DNP-							
3/12	Texas Tech	--	25.20	0	1.2	6	7	6	2	0	1	0	1	13	0
3/15	San José State	--	6.46	0	4.1	5	4	4	1	0	1	0	0	20	0
3/16	San José State							-DNP-							
3/17	San José State	0-1	5.73	0	3.2	4	4	3	0	1	1	1	0	16	0
3/19	UTEP							-DNP-							
3/22	UNLV														
3/23	UNLV														
3/24	UNLV														
3/26	New Mexico State														
3/26	New Mexico State														
3/28	Nevada														
3/29	Nevada														
3/30	Nevada														
4/3	San Diego State														
4/3	San Diego State														
4/6	Colorado State														
4/7	Colorado State														
4/16	New Mexico State														
4/19	Utah State														
4/20	Utah State														
4/21	Utah State														
4/26	Boise State														
4/27	Boise State														
4/28	Boise State														
5/2	Fresno State														
5/3	Fresno State														
5/4	Fresno State														
		2-9	6.00	3	51.1	71	56	44	19	12	17	3	7	253	2

CAREER STATS

SEASON	GS	APP	CG	W-L	ERA	SHO	SV	IP	H	R	ER	BB	SO	2B	3B	HR	BF	NP-STK	WP	HBP	PO	A	E	FLD%
2023	14	29	2	5-10	4.86	0	0	90.2	128	83	63	29	28	27	2	13	441	1547-917	3	10	0	12	1	.923
2024	9	17	3	2-9	6.00	0	0	51.1	71	56	44	19	12	17	3	7	253	841-489	3	2	0	10	1	.909
TOTAL	23	46	5	7-19	5.27	0	0	142.0	199	139	107	48	40	44	5	20	694	2388-1406	6	12	0	22	2	.917

HIGHLIGHTS

- Majoring in psychology
- First collegiate start came at LSU
- First signee for Coach Dickson and staff (signed June 17, 2022)
- Redshirted at Louisiana
- Was a three-time first team all-state and all-district pitcher and pitched the Tigers to three consecutive state championship game appearances, earning the title her freshman season

THE 2024 LOBOS



16 Brooke Umali

FR • P • 5-3 • L/L

Burlingame, Calif. (Aragon HS)

SEASON BESTS

IP (high)	31	Montana, 3-1-24
H (low)	0	2x, last: UConn, 3-8-24
R (low)	0	2x, last: UConn, 3-8-24
ER (low)	0	2x, last: UConn, 3-8-24
BB (low)	0	4x, last: Hawai'i, 3-8-24
SO (high)	2	3x, last: UConn, 3-8-24
BF (high)	14	Montana, 3-1-24
NP (high)	64	Montana, 3-1-24

CAREER BESTS (MIN. 3.0 IP)

IP (high)	Same
H (low)	2 Texas Tech, 2-28-24
R (low)	2 Texas Tech, 2-28-24
ER (low)	2 Texas Tech, 2-28-24
BB (low)	1 Texas Tech, 2-28-24
SO (high)	2 Montana, 3-1-24
BF (high)	Same
NP (high)	Same

PITCHING SUPERLATIVES (MIN. 4.0 IP)

	Season	Career
5+ K		
10+ K		
1 R or Less		
Shutout		

2024 GAME-BY-GAME

DATE	OPPONENT	W-L	ERA	CG	IP	H	R	ER	BB	SO	2B	3B	HR	BF	HBP
2/9	Tennessee St.							-DNP-							
2/9	McNeese							-DNP-							
2/10	Chattanooga							-DNP-							
2/10	Cal							-DNP-							
2/11	Louisiana							-DNP-							
2/14	UTEP							-DNP-							
2/14	UTEP							-DNP-							
2/16	Marist							-DNP-							
2/16	Abilene Christian							-DNP-							
2/17	Houston Christian							-DNP-							
2/18	Marist							-DNP-							
2/18	Abilene Christian							-DNP-							
2/23	Stephen F. Austin							-DNP-							
2/23	North Texas							-DNP-							
2/24	Stephen F. Austin	--	3.00	0	2.1	2	1	1	2	2	0	0	1	11	0
2/24	North Texas							-DNP-							
2/25	Minnesota	--	0.00	0	0.2	0	0	0	0	0	0	0	0	2	0
2/28	Texas Tech	--	4.67	0	3.0	2	2	2	1	0	1	1	0	11	0
3/1	Pacific							-DNP-							
3/1	Montana	--	4.20	0	3.1	4	2	2	1	2	0	1	1	14	0
3/2	Toledo							-DNP-							
3/2	Grand Canyon	--	8.40	0	1.2	4	2	2	0	1	1	0	1	9	0
3/7	Cleveland State							-DNP-							
3/7	Hawai'i							-DNP-							
3/8	UConn	--	0.00	0	2.2	0	0	0	0	2	0	0	0	8	0
3/8	Hawai'i	--	--	0	0.0	2	1	1	0	0	0	0	1	2	0
3/12	Texas Tech	--	63.00	0	0.1	2	3	3	1	0	0	0	1	4	0
3/12	Texas Tech	--	42.00	0	0.1	2	2	2	1	0	1	0	0	5	0
3/15	San José State							-DNP-							
3/16	San José State							-DNP-							
3/17	San José State	--	--	0	0.0	2	2	2	0	0	0	0	0	2	0
3/19	UTEP							-DNP-							
3/22	UNLV							-DNP-							
3/23	UNLV							-DNP-							
3/24	UNLV							-DNP-							
3/26	New Mexico State							-DNP-							
3/26	New Mexico State							-DNP-							
3/28	Nevada							-DNP-							
3/29	Nevada							-DNP-							
3/30	Nevada							-DNP-							
4/3	San Diego State							-DNP-							
4/3	San Diego State							-DNP-							
4/6	Colorado State							-DNP-							
4/7	Colorado State							-DNP-							
4/16	New Mexico State							-DNP-							
4/19	Utah State							-DNP-							
4/20	Utah State							-DNP-							
4/21	Utah State							-DNP-							
4/26	Boise State							-DNP-							
4/27	Boise State							-DNP-							
4/28	Boise State							-DNP-							
5/2	Fresno State							-DNP-							
5/3	Fresno State							-DNP-							
5/4	Fresno State							-DNP-							
		0-0	7.33	0	14.1	20	15	15	6	7	3	2	5	68	0

CAREER STATS

SEASON	GS	APP	CG	W-L	ERA	SHO	SV	IP	H	R	ER	BB	SO	2B	3B	HR	BF	NP-STK	WP	HBP	PO	A	E	FLD%
2024	1	10	0	0-0	7.33	0	0	14.1	20	15	15	6	7	3	2	5	68	262-154	0	0	1	3	0	1.000
TOTAL	1	10	0	0-0	7.33	0	0	14.1	20	15	15	6	7	3	2	5	68	262-154	0	0	1	3	0	1.000

HIGHLIGHTS

- First collegiate start was against Montana
- Majoring in business administration
- Played for Warrior Academy
- Wore 16 since she started playing softball at age 7

THE 2024 LOBOS



17 Amber Linton

SR • P • 6-0 • R/R

Franklin, Ind. (Indiana)

SEASON BESTS

IP (high)	51	UTEP, 2-14-24
H (low)	1	Marist, 2-16-24
R (low)	0	Marist, 2-16-24
ER (low)	0	Marist, 2-16-24
BB (low)	1	2x, last: Marist, 2-16-24
SO (high)	5	2x, last: UTEP, 2-14-24
BF (high)	26	UTEP, 2-14-24
NP (high)	108	UTEP, 2-14-24

CAREER BESTS (MIN. 3.0 IP)

IP (high)	11.0	UTEP, 3-1-23
H (low)	0	Boise State, 5-8-22
R (low)	0	5x, last: SJSU, 3-25-23
ER (low)	0	7x, last: SJSU, 3-25-23
BB (low)	0	5x, last: Nevada, 4-28-23
SO (high)	14	Utah State, 3-17-23
BF (high)	48	UTEP, 3-1-23
NP (high)	201	Utah State, 3-17-23

PITCHING SUPERLATIVES (MIN. 4.0 IP)

	Season	Career
5+ K	1	28
10+ K		5
1 R or Less		10
Shutout		3

2024 GAME-BY-GAME

DATE	OPPONENT	W-L	ERA	CG	IP	H	R	ER	BB	SO	2B	3B	HR	BF	HBP
2/9	Tennessee St.	--	14.00	0	3.0	5	6	6	5	5	1	0	0	20	1
2/9	McNeese	--	3.00	0	2.1	2	3	1	4	0	2	0	0	14	0
2/10	Chattanooga	--	2.80	0	5.0	7	3	2	2	3	1	0	1	24	0
2/10	Cal	--	10.50	0	2.0	6	3	3	1	2	0	0	1	11	0
2/11	Louisiana	--	21.00	0	1.0	3	4	3	4	1	1	0	0	10	0
2/14	UTEP							-DNP-							
2/14	UTEP	0-1	3.94	0	5.1	6	3	3	5	2	0	0	0	26	1
2/16	Marist	--	0.00	0	1.0	1	0	0	1	2	0	0	0	5	0
2/16	Abilene Christian							-DNP-							
2/17	Houston Christian							-DNP-							
2/18	Marist							-DNP-							
2/18	Abilene Christian							-DNP-							
2/23	Stephen F. Austin							-DNP-							
2/23	North Texas							-DNP-							
2/24	Stephen F. Austin							-DNP-							
2/24	North Texas							-DNP-							
2/25	Minnesota							-DNP-							
2/28	Texas Tech							-DNP-							
3/1	Pacific							-DNP-							
3/1	Montana							-DNP-							
3/2	Toledo							-DNP-							
3/2	Grand Canyon							-DNP-							
3/7	Cleveland State							-DNP-							
3/7	Hawai'i							-DNP-							
3/8	UConn							-DNP-							
3/8	Hawai'i							-DNP-							
3/12	Texas Tech							-DNP-							
3/12	Texas Tech							-DNP-							
3/15	San José State							-DNP-							
3/16	San José State							-DNP-							
3/17	San José State							-DNP-							
3/19	UTEP							-DNP-							
3/22	UNLV														
3/23	UNLV														
3/24	UNLV														
3/26	New Mexico State														
3/26	New Mexico State														
3/28	Nevada														
3/29	Nevada														
3/30	Nevada														
4/3	San Diego State														
4/3	San Diego State														
4/6	Colorado State														
4/7	Colorado State														
4/16	New Mexico State														
4/19	Utah State														
4/20	Utah State														
4/21	Utah State														
4/26	Boise State														
4/27	Boise State														
4/28	Boise State														
5/2	Fresno State														
5/3	Fresno State														
5/4	Fresno State														
		0-1	6.41	0	19.2	30	22	18	20	18	7	0	2	110	2

CAREER STATS

SEASON	GS	APP	CG	W-L	ERA	SHO	SV	IP	H	R	ER	BB	SO	2B	3B	HR	BF	NP-STK	WP
2021	4	19	0	4-3	3.79	0	0	44.1	52	33	24	24	21	12	2	2	214	159-82	1
2022	27	38	7	12-14	4.02	0	3	156.2	181	125	90	73	156	22	4	6	779	2512-1503	11
2023	25	32	14	11-13	3.71	3	1	158.2	171	103	84	70	164	33	1	12	742	3086-1844	4
2024	2	7	0	0-1	6.41	0	0	19.2	30	22	18	20	18	7	0	2	110	470-263	1
TOTAL	57	94	21	27-30	3.98	3	4	373.0	427	280	212	183	352	72	7	22	1814	6227-3692	17

HIGHLIGHTS

- 2 highest strikeouts per game in program history: 7.24 strikeouts per game in 2023 was the single-season program record, breaking her own record of 6.97 she set in 2022
- 156 strikeouts in 2022 were the 6th most in a single-season in program history; 164 in 2023 were the 5th most in a single-season.
- Named MW Pitcher of the Week on March 1, 2022
- Pitched a team-high 158.2 innings with team-high 14 complete games and 3 shutouts last season
- 105 strikeouts from setting the career program record
- Accounting major

THE 2024 LOBOS



18

Grace Rana

SO • C • 5-6 • R/R

Queen Creek, Ariz. (Queen Creek HS)

SEASON BESTS

Hits	1	ACU, 2-18-24
Doubles		
Triples		
Home Runs		
RBI	1	Marist, 2-16-24
Runs		
Walks	1	Marist, 2-18-24
Stolen Bases		

CAREER BESTS

Hits	Same	
Doubles		
Triples		
Home Runs		
RBI	Same	
Runs	1	6x, last: Nevada, 4-28-23
Walks	Same	
Stolen Bases	1	Oregon State 2-11-23

STREAKS

	Current	Career Best
Hitting		1
On-Base		2

MULTI-HIT GAMES

	2	3	4	5+	TOTAL
2023	-	-	-	-	0
2024					

MULTI-RBI GAMES

	2	3	4	5+	TOTAL
2023	-	-	-	-	0
2024					

2024 GAME-BY-GAME																	
DATE	OPPONENT	POS	AB	R	H	TB	2B	3B	HR	RBI	BB	HBP	SO	SB-ATT	E		
2/9	Tennessee State						-DNP-										
2/9	McNeese						-DNP-										
2/10	Chattanooga						-DNP-										
2/10	Cal						-DNP-										
2/11	Louisiana						-DNP-										
2/14	UTEP						-DNP-										
2/14	UTEP						-DNP-										
2/16	Marist	*c	1	0	0	0	0	0	0	1	0	0	0	0-0	0		
2/16	Abilene Christian						-DNP-										
2/17	Houston Christian						-DNP-										
2/18	Marist	ph/c	1	0	0	0	0	0	0	0	1	1	0	0-0	0		
2/18	Abilene Christian	*c	2	0	1	1	0	0	0	0	0	0	0	0-0	1		
2/23	Stephen F. Austin						-DNP-										
2/23	North Texas						-DNP-										
2/24	Stephen F. Austin						-DNP-										
2/24	North Texas	*c	1	0	0	0	0	0	0	0	0	0	1	0-0	0		
2/25	Minnesota						-DNP-										
2/28	Texas Tech						-DNP-										
3/1	Pacific	pr	0	0	0	0	0	0	0	0	0	0	0	0-0	0		
3/1	Montana						-DNP-										
3/2	Toledo	pr	0	0	0	0	0	0	0	0	0	0	0	0-0	0		
3/2	Grand Canyon	*c	2	0	0	0	0	0	0	0	0	0	0	0-0	0		
3/7	Cleveland State						-DNP-										
3/7	Hawai'i						-DNP-										
3/8	UConn						-DNP-										
3/8	Hawai'i						-DNP-										
3/12	Texas Tech						-DNP-										
3/12	Texas Tech	*c	1	0	0	0	0	0	0	0	0	0	1	0-0	1		
3/15	San José State						-DNP-										
3/16	San José State						-DNP-										
3/17	San José State						-DNP-										
3/19	UTEP	ph	1	0	0	0	0	0	0	0	0	0	0	0-0	0		
3/22	UNLV																
3/23	UNLV																
3/24	UNLV																
3/26	New Mexico State																
3/26	New Mexico State																
3/28	Nevada																
3/29	Nevada																
3/30	Nevada																
4/3	San Diego State																
4/3	San Diego State																
4/6	Colorado State																
4/7	Colorado State																
4/16	New Mexico State																
4/19	Utah State																
4/20	Utah State																
4/21	Utah State																
4/26	Boise State																
4/27	Boise State																
4/28	Boise State																
5/2	Fresno State																
5/3	Fresno State																
5/4	Fresno State																
			5	9	0	1	1	0	0	0	1	1	1	2	0-0	2	

CAREER STATS																							
SEASON	GP	GS	AVG.	AB	R	H	2B	3B	HR	RBI	TB	SLG%	BB	SO	HBP	OB%	SF	SH	SB-SA	PO	A	E	FLD%
2023	20	0	.000	1	6	0	0	0	0	0	0	.000	0	0	0	.000	0	0	1-1	0	0	0	.000
2024	9	5	.111	9	0	1	0	0	0	1	1	.111	1	2	1	.273	0	1	0-0	16	0	2	.889
TOTAL	29	5	.100	10	6	1	0	0	0	1	1	.100	1	2	1	.250	0	1	1-1	16	0	2	.889

- HIGHLIGHTS
- Psychology major
 - Appeared in 20 games, primarily as a pinch runner last season
 - Made first career start and recorded first career hit against Marist on Feb. 16
 - At-bat last season came against Boise State on April 7, 2023
 - Named to the All-Region Second Team in 2019
 - Played for the AZ Hotshots- Delsante

THE 2024 LOBOS



20 Emma Bramson

JR • INF • 5-7 • R/R
Valencia, Calif. (Valencia HS)

SEASON BESTS

Hits	2	3x, last: SFA, 2-24-24
Doubles	1	HCU, 2-17-24
Triples	1	McNeese, 2-9-24
Home Runs		
RBI	2	2x, last: SFA, 2-23-24
Runs	1	11x, last: San José State, 3-17-24
Walks	1	3x, last: Marist, 2-18-24
Stolen Bases	2	Marist, 2-16-24

CAREER BESTS

Hits	4	Utah State, 3-19-23
Doubles	2	Utah State, 3-19-23
Triples		
Home Runs	2	UC Santa Barbara, 3-3-22
RBI	5	UC Santa Barbara, 3-3-22
Runs	4	Utah State, 3-19-23
Walks	3	2x, last: Utah State, 3-17-23
Stolen Bases	2	Marist, 2-16-24

STREAKS

	Current	Career Best
Hitting		8
On-Base		8

MULTI-HIT GAMES

	2	3	4	5+	TOTAL
2022	9	1	-	-	10
2023	5	1	1	-	7
2024	3				3

MULTI-RBI GAMES

	2	3	4	5+	TOTAL
2022	3	-	-	1	4
2023	1	-	-	-	1
2024	2				2

2024 GAME-BY-GAME

DATE	OPPONENT	POS	AB	R	H	TB	2B	3B	HR	RBI	BB	HBP	SO	SB-ATT	E	
2/9	Tennessee State	*3b	4	0	0	0	0	0	0	0	0	0	2	0-0	0	
2/9	McNeese	*3b	2	1	2	4	0	1	0	0	1	0	0	0-0	1	
2/10	Chattanooga	*3b/dp	2	0	1	1	0	0	0	2	0	0	0	0-0	1	
2/10	Cal	*of	2	1	2	2	0	0	0	0	0	0	0	0-0	0	
2/11	Louisiana	*of	2	0	1	1	0	0	0	1	0	0	0	0-0	1	
2/14	UTEP	*dp	3	0	1	1	0	0	0	0	0	0	0	1-1	0	
2/14	UTEP	*dp	3	1	1	1	0	0	0	0	0	0	0	1-1	0	
2/16	Marist	*dp	3	1	0	0	0	0	0	1	0	1	0	2-2	0	
2/16	Abilene Christian	*dp	4	1	0	0	0	0	0	0	0	0	0	0-0	0	
2/17	Houston Christian	*dp	3	1	1	2	1	0	0	0	1	0	0	0-0	0	
2/18	Marist	*dp	3	1	0	0	0	0	0	0	1	0	0	0-0	0	
2/18	Abilene Christian	*3b/dp	2	0	0	0	0	0	0	0	0	0	0	0-0	1	
2/23	Stephen F. Austin	*dp	3	0	1	1	0	0	0	2	0	1	0	0-0	0	
2/23	North Texas	*of/dp	3	0	0	0	0	0	0	0	0	0	0	0-0	0	
2/24	Stephen F. Austin	*dp/lb	2	1	2	2	0	0	0	0	0	0	0	0-0	0	
2/24	North Texas	*lb	2	0	0	0	0	0	0	0	0	0	0	0-0	0	
2/25	Minnesota	*lb	2	0	1	1	0	0	0	0	0	0	0	0-0	0	
2/28	Texas Tech	*lb	3	0	0	0	0	0	0	0	0	0	2	0-0	0	
3/1	Pacific	*lb	4	0	0	0	0	0	0	0	0	0	1	0-0	0	
3/1	Montana	*lb	2	0	1	1	0	0	0	0	0	0	0	0-0	0	
3/2	Toledo	*lb	3	1	1	1	0	0	0	0	0	0	0	0-0	0	
3/2	Grand Canyon	*lb	3	0	1	1	0	0	0	0	0	0	0	0-0	0	
3/7	Cleveland State	*lb	4	0	1	1	0	0	0	0	0	0	0	0-0	0	
3/7	Hawai'i	*lb	3	0	0	0	0	0	0	0	0	0	0	0-0	0	
3/8	UConn	*lb	3	0	1	1	0	0	0	0	0	0	0	0-0	0	
3/8	Hawai'i	*lb	3	1	1	1	0	0	0	0	0	0	0	0-0	0	
3/12	Texas Tech	*lb	2	0	0	0	0	0	0	0	0	0	1	0-0	0	
3/12	Texas Tech	*lb	2	0	1	1	0	0	0	0	0	0	0	0-0	0	
3/15	San José State	*lb	4	0	1	1	0	0	0	1	0	0	0	1-1	0	
3/16	San José State	*lb	2	0	0	0	0	0	0	0	0	1	0	0-0	0	
3/17	San José State	*lb	3	1	1	1	0	0	0	0	0	0	0	0-0	0	
3/19	UTEP	*lb	2	0	0	0	0	0	0	1	0	0	0	0-0	0	
3/22	UNLV															
3/23	UNLV															
3/24	UNLV															
3/26	New Mexico State															
3/26	New Mexico State															
3/28	Nevada															
3/29	Nevada															
3/30	Nevada															
4/3	San Diego State															
4/3	San Diego State															
4/6	Colorado State															
4/7	Colorado State															
4/16	New Mexico State															
4/19	Utah State															
4/20	Utah State															
4/21	Utah State															
4/26	Boise State															
4/27	Boise State															
4/28	Boise State															
5/2	Fresno State															
5/3	Fresno State															
5/4	Fresno State															
			32	88	11	22	25	1	1	0	8	3	3	6	5-5	4

CAREER STATS

SEASON	GP	GS	AVG.	AB	R	H	2B	3B	HR	RBI	TB	SLG%	BB	SO	HBP	OB%	SF	SH	SB-SA	PO	A	E	FLD%
2022	46	46	.245	139	24	34	4	0	6	23	56	.403	11	20	1	.301	2	1	0-0	45	69	9	.926
2023	44	44	.314	121	18	38	5	0	1	11	46	.380	8	16	2	.361	2	2	2-2	41	67	9	.923
2024	32	32	.250	88	11	22	1	1	0	8	25	.284	3	6	3	.289	3	3	5-5	117	4	4	.968
TOTAL	122	122	.270	348	53	94	10	1	7	42	127	.365	22	42	6	.319	7	6	7-7	203	140	22	.940

HIGHLIGHTS

- Named MW Freshman of the Week on Feb. 22, 2022
- Had a 7-game streak of reaching base and 6-game hitting streak this season
- Career-high 9 total bases against UC Santa Barbara on March 3, 2022
- Started in 44 games, 39 games at third and 5 games at second as a sophomore
- Played 25 games at third base and 21 games at shortstop as a freshman
- Majoring in sociology with a psychology minor

THE 2024 LOBOS



21 Taylor Morgan

SO • OF • 5-6 • R/R
Gallup, N.M. (Trinidad State College)

SEASON BESTS

Hits
Doubles
Triples
Home Runs
RBI
Runs
Walks
Stolen Bases

CAREER BESTS

Hits
Doubles
Triples
Home Runs
RBI
Runs
Walks
Stolen Bases

STREAKS

	Current	Career Best
Hitting		
On-Base		

MULTI-HIT GAMES

	2	3	4	5+	TOTAL
2024					

MULTI-RBI GAMES

	2	3	4	5+	TOTAL
2024					

2024 GAME-BY-GAME

DATE	OPPONENT	POS	AB	R	H	TB	2B	3B	HR	RBI	BB	HBP	SO	SB-ATT	E
2/9	Tennessee State												-DNP-		
2/9	McNeese												-DNP-		
2/10	Chattanooga												-DNP-		
2/10	Cal												-DNP-		
2/11	Louisiana												-DNP-		
2/14	UTEP												-DNP-		
2/14	UTEP												-DNP-		
2/16	Marist												-DNP-		
2/16	Abilene Christian												-DNP-		
2/17	Houston Christian												-DNP-		
2/18	Marist												-DNP-		
2/18	Abilene Christian												-DNP-		
2/23	Stephen F. Austin												-DNP-		
2/23	North Texas												-DNP-		
2/24	Stephen F. Austin												-DNP-		
2/24	North Texas												-DNP-		
2/25	Minnesota												-DNP-		
2/28	Texas Tech												-DNP-		
3/1	Pacific												-DNP-		
3/1	Montana												-DNP-		
3/2	Toledo												-DNP-		
3/2	Grand Canyon												-DNP-		
3/7	Cleveland State												-DNP-		
3/7	Hawai'i												-DNP-		
3/8	UConn												-DNP-		
3/8	Hawai'i												-DNP-		
3/12	Texas Tech												-DNP-		
3/12	Texas Tech												-DNP-		
3/15	San José State												-DNP-		
3/16	San José State												-DNP-		
3/17	San José State												-DNP-		
3/19	UTEP												-DNP-		
3/22	UNLV												-DNP-		
3/23	UNLV												-DNP-		
3/24	UNLV												-DNP-		
3/26	New Mexico State												-DNP-		
3/26	New Mexico State												-DNP-		
3/28	Nevada												-DNP-		
3/29	Nevada												-DNP-		
3/30	Nevada												-DNP-		
4/3	San Diego State												-DNP-		
4/3	San Diego State												-DNP-		
4/6	Colorado State												-DNP-		
4/7	Colorado State												-DNP-		
4/16	New Mexico State												-DNP-		
4/19	Utah State												-DNP-		
4/20	Utah State												-DNP-		
4/21	Utah State												-DNP-		
4/26	Boise State												-DNP-		
4/27	Boise State												-DNP-		
4/28	Boise State												-DNP-		
5/2	Fresno State												-DNP-		
5/3	Fresno State												-DNP-		
5/4	Fresno State												-DNP-		

CAREER STATS

SEASON	GP	GS	AVG.	AB	R	H	2B	3B	HR	RBI	TB	SLG%	BB	SO	HBP	OB%	SF	SH	SB-SA	PO	A	E	FLD%
2024																							
TOTAL																							

HIGHLIGHTS

THE 2024 LOBOS



23 McKenna Guest

FR • P • 5-6 • R/R

Pattonville, Texas (Prairiland HS)

SEASON BESTS

IP (high)	7.2	UTEP, 2-14-24
H (low)	1	Marist, 2-18-24
R (low)	0	2x, last: Marist, 2-18-24
ER (low)	0	3x, last: Marist, 2-18-24
BB (low)	0	7x, last: UTEP, 3-19-24
SO (high)	9	UTEP, 2-14-24
BF (high)	33	UTEP, 2-14-24
NP (high)	133	UTEP, 2-14-24

CAREER BESTS

IP (high)	Same
H (low)	Same
R (low)	Same
ER (low)	Same
BB (low)	Same
SO (high)	Same
BF (high)	Same
NP (high)	Same

PITCHING SUPERLATIVES (MIN. 4.0 IP)

	Season	Career
5+ K	4	4
10+ K		
1 R or Less	3	3
Shutout		

2024 GAME-BY-GAME

DATE	OPPONENT	W-L	ERA	CG	IP	H	R	ER	BB	SO	2B	3B	HR	BF	HBP
2/9	Tennessee St.	1-0	0.00	0	4.0	4	0	0	0	4	1	0	0	16	0
2/9	McNeese						-DNP-								
2/10	Chattanooga	0-1	0.00	0	2.0	4	1	0	2	2	0	0	0	13	0
2/10	Cal	--	--	0	0.0	4	6	2	0	1	0	0	0	6	0
2/11	Louisiana	0-1	14.00	0	2.0	4	4	4	1	1	0	0	1	12	1
2/14	UTEP	0-1	3.65	1	7.2	9	4	4	2	9	0	0	2	33	0
2/14	UTEP						-DNP-								
2/16	Marist	1-0	3.50	0	6.0	4	3	3	5	7	0	0	0	27	0
2/16	Abilene Christian						-DNP-								
2/17	Houston Christian	0-1	3.50	1	6.0	5	3	3	2	3	2	0	0	25	1
2/18	Marist	--	0.00	0	2.2	1	0	0	1	4	0	0	0	10	0
2/18	Abilene Christian	0-1	6.46	1	4.1	8	8	4	0	1	2	0	0	26	3
2/23	Stephen F. Austin	1-0	2.00	1	7.0	5	3	2	3	0	0	0	1	29	0
2/23	North Texas						-DNP-								
2/24	Stephen F. Austin	0-1	--	0	0.0	3	4	4	0	0	0	0	0	4	1
2/24	North Texas						-DNP-								
2/25	Minnesota	0-1	7.00	0	5.0	9	5	5	3	2	3	0	0	28	2
2/28	Texas Tech	0-1	--	0	0.0	3	3	3	0	0	0	0	1	3	0
3/1	Pacific	--	3.50	0	4.0	4	2	2	3	0	0	0	1	17	1
3/1	Montana						-DNP-								
3/2	Toledo	1-0	3.50	1	7.0	5	1	1	0	4	1	0	0	26	0
3/2	Grand Canyon						-DNP-								
3/7	Cleveland State	0-1	2.33	1	6.0	4	3	2	1	5	2	0	0	25	1
3/7	Hawai'i						-DNP-								
3/8	UConn	0-1	4.85	0	4.1	5	3	3	2	3	0	0	1	19	1
3/8	Hawai'i	1-0	3.50	0	4.0	2	2	2	2	2	0	1	1	17	1
3/12	Texas Tech						-DNP-								
3/12	Texas Tech	0-1	63.00	0	0.1	3	3	3	0	0	0	0	2	4	0
3/15	San José State	1-0	1.91	0	3.2	1	1	1	1	2	0	1	0	14	0
3/16	San José State	0-1	2.33	0	6.0	5	3	2	1	2	0	1	0	24	0
3/17	San José State	--	6.00	0	2.1	6	3	2	0	0	1	0	0	14	0
3/19	UTEP	1-0	1.00	1	7.0	2	1	1	0	6	0	0	1	24	2
3/22	UNLV														
3/23	UNLV														
3/24	UNLV														
3/26	New Mexico State														
3/26	New Mexico State														
3/28	Nevada														
3/29	Nevada														
3/30	Nevada														
4/3	San Diego State														
4/3	San Diego State														
4/6	Colorado State														
4/7	Colorado State														
4/16	New Mexico State														
4/19	Utah State														
4/20	Utah State														
4/21	Utah State														
4/26	Boise State														
4/27	Boise State														
4/28	Boise State														
5/2	Fresno State														
5/3	Fresno State														
5/4	Fresno State														
		7-12	4.37	7	91.1	100	66	57	31	57	13	3	11	416	14

CAREER STATS

SEASON	GS	APP	CG	W-L	ERA	SHO	SV	IP	H	R	ER	BB	SO	2B	3B	HR	BF	NP-STK	WP	HBP	PO	A	E	FLD%
2024	23	16	7	7-12	4.37	0	1	91.1	100	66	57	31	57	13	3	11	416	1482-865	5	14	1	14	0	1.000
TOTAL	23	16	7	7-12	4.37	0	1	91.1	100	66	57	31	57	13	3	11	416	1482-865	5	14	1	14	0	1.000

HIGHLIGHTS

- Earned save against Marist on Feb. 18
- 2 appearances not allowing a run, 14 appearances with multiple strikeouts, 4 w/ 5+
- Named District 12-3A Newcomer of the Year, All-RRV Pitcher of the Year and the Prairiland and HS Softball MVP in 2021
- TGCA all-state, District 12-3 MVP, Prairiland Co-MVP, All-RRV Co-MVP in 2022
- Involved in robotics in high school, and won the 2021 Prairiland Robotics Award. Her robotics team placed third at the Robotics state qualifier.

THE 2024 LOBOS



24 Diamond Sandoval

SR • OF • 5-3 • R/R
Norwalk, Calif. (St. Paul HS)

SEASON BESTS

Hits	
Doubles	
Triples	
Home Runs	
RBI	
Runs	
Walks	
Stolen Bases	

CAREER BESTS

Hits	2	Maine, 3-12-22
Doubles	1	2x, last: Utah State, 3-27-22
Triples	1	Maine, 3-12-22
Home Runs		
RBI	2	2x, last: Maine, 3-12-22
Runs	1	9x, last: at NMSU, 3-22-22
Walks	1	5x, last: Utah St., 3-27-22
Stolen Bases		

STREAKS

	Current	Career Best
Hitting		2
On-Base		3

MULTI-HIT GAMES

	2	3	4	5+	TOTAL
2021	-	-	-	-	-
2022	1	-	-	-	1
2023	-	-	-	-	-
2024					

MULTI-RBI GAMES

	2	3	4	5+	TOTAL
2021	-	-	-	-	-
2022	2	-	-	-	2
2023	-	-	-	-	-
2024					

2024 GAME-BY-GAME

DATE	OPPONENT	POS	AB	R	H	TB	2B	3B	HR	RBI	BB	HBP	SO	SB-ATT	E
2/9	Tennessee State						-DNP-								
2/9	McNeese						-DNP-								
2/10	Chattanooga						-DNP-								
2/10	Cal	ph	1	0	0	0	0	0	0	0	0	0	0	0-0	0
2/11	Louisiana						-DNP-								
2/14	UTEP						-DNP-								
2/14	UTEP						-DNP-								
2/16	Marist						-DNP-								
2/16	Abilene Christian						-DNP-								
2/17	Houston Christian						-DNP-								
2/18	Marist						-DNP-								
2/18	Abilene Christian						-DNP-								
2/23	Stephen F. Austin						-DNP-								
2/23	North Texas						-DNP-								
2/24	Stephen F. Austin						-DNP-								
2/24	North Texas						-DNP-								
2/25	Minnesota						-DNP-								
2/28	Texas Tech						-DNP-								
3/1	Pacific						-DNP-								
3/1	Montana						-DNP-								
3/2	Toledo						-DNP-								
3/2	Grand Canyon						-DNP-								
3/7	Cleveland State						-DNP-								
3/7	Hawai'i						-DNP-								
3/8	UConn						-DNP-								
3/8	Hawai'i						-DNP-								
3/12	Texas Tech						-DNP-								
3/12	Texas Tech	ph	1	0	0	0	0	0	0	0	0	0	0	0-0	0
3/15	San José State						-DNP-								
3/16	San José State						-DNP-								
3/17	San José State	ph	1	0	0	0	0	0	0	0	0	0	0	0-0	0
3/19	UTEP						-DNP-								
3/22	UNLV						-DNP-								
3/23	UNLV						-DNP-								
3/24	UNLV						-DNP-								
3/26	New Mexico State						-DNP-								
3/26	New Mexico State						-DNP-								
3/28	Nevada						-DNP-								
3/29	Nevada						-DNP-								
3/30	Nevada						-DNP-								
4/3	San Diego State						-DNP-								
4/3	San Diego State						-DNP-								
4/6	Colorado State						-DNP-								
4/7	Colorado State						-DNP-								
4/16	New Mexico State						-DNP-								
4/19	Utah State						-DNP-								
4/20	Utah State						-DNP-								
4/21	Utah State						-DNP-								
4/26	Boise State						-DNP-								
4/27	Boise State						-DNP-								
4/28	Boise State						-DNP-								
5/2	Fresno State						-DNP-								
5/3	Fresno State						-DNP-								
5/4	Fresno State						-DNP-								
			3	0	0	0	0	0	0	0	0	0	0	0-0	0

CAREER STATS

SEASON	GP	GS	AVG.	AB	R	H	2B	3B	HR	RBI	TB	SLG%	BB	SO	HBP	OB%	SF	SH	SB-SA	PO	A	E	FLD%
2021	14	2	.125	16	3	2	0	0	0	1	2	.125	3	5	0	.263	0	0	0-0	0	0	0	.000
2022	20	6	.231	26	4	6	2	1	0	4	10	.385	2	7	0	.286	0	0	0-0	0	0	0	.000
2023	3	0	.000	3	0	0	0	0	0	0	0	.000	0	1	0	.000	0	0	0-0	0	0	0	.000
2024	2	0	.000	2	0	0	0	0	0	0	0	.000	0	0	0	.000	0	0	0-0	0	0	0	.000
TOTAL	39	8	.170	47	7	8	2	1	0	5	12	.255	5	13	0	.250	0	0	0-0	0	0	0	.000

HIGHLIGHTS

- Started 6 games all at DP in 2022
- Pinch hit in 2 games last season
- Recorded first collegiate hit against San José State on May 8, 2021, which resulted in a RBI

THE 2024 LOBOS



25 Chloe Yeatts

SO • C • 5-9 • R/R

Ardmore, Okla. (Lone Grove HS)

SEASON BESTS

Hits	2	3x, last: UTEP, 3-19-24
Doubles	1	5x, last: Hawai'i, 3-7-24
Triples		
Home Runs	1	4x, last: UTEP, 3-19-24
RBI	3	Tennessee State, 2-9-24
Runs	1	6x, last: UTEP, 3-19-24
Walks	1	4x, last: Cleveland St., 3-7-24
Stolen Bases		

CAREER BESTS

Hits	3	SJSU, 3-25-23
Doubles	2	SJSU, 3-25-23
Triples		
Home Runs	1	9x, last: UTEP, 3-19-24
RBI	4	2x, last: Nevada, 4-20-23
Runs	2	Oregon St., 2-11-23
Walks	1	11x, last: Cleveland St., 3-7-24
Stolen Bases	1	NMSU, 2-25-23

STREAKS

	Current	Career Best
Hitting	3	5
On-Base	3	7

MULTI-HIT GAMES

	2	3	4	5+	TOTAL
2023	8	1	-	-	9
2024	3				3

MULTI-RBI GAMES

	2	3	4	5+	TOTAL
2023	4	2	2	-	8
2024	3	1			4

2024 GAME-BY-GAME

DATE	OPPONENT	POS	AB	R	H	TB	2B	3B	HR	RBI	BB	HBP	SO	SB-ATT	E
2/9	Tennessee State	*1b	3	1	2	5	0	0	1	3	1	0	0	0-0	0
2/9	McNeese	*1b	3	1	1	4	0	0	1	2	0	0	0	0-0	0
2/10	Chattanooga	*1b	4	0	1	1	0	0	0	0	0	0	1	0-0	0
2/10	Cal	*1b	1	0	1	1	0	0	0	0	1	0	0	0-0	0
2/11	Louisiana	*1b	3	0	0	0	0	0	0	0	0	0	1	0-0	0
2/14	UTEP	*1b	4	0	1	2	1	0	0	1	0	0	1	0-0	0
2/14	UTEP	*1b	3	0	0	0	0	0	0	1	0	0	1	0-0	0
2/16	Marist	*1b	4	1	1	2	1	0	0	0	0	1	0	0-0	0
2/16	Abilene Christian	*1b	3	0	0	0	0	0	0	0	0	0	0	0-0	0
2/17	Houston Christian	*1b	3	0	1	1	0	0	0	1	0	0	1	0-0	0
2/18	Marist	*1b	3	1	1	1	0	0	0	1	1	0	0	0-0	0
2/18	Abilene Christian	*1b	2	0	0	0	0	0	0	0	0	0	0	0-0	0
2/23	Stephen F. Austin	*1b	4	0	0	0	0	0	0	0	0	0	1	0-0	0
2/23	North Texas	*1b	1	0	0	0	0	0	0	0	0	2	1	0-0	0
2/24	Stephen F. Austin	*1b/dp	1	0	1	1	0	0	0	0	0	0	0	0-0	1
2/24	North Texas	c	1	0	0	0	0	0	0	0	0	0	1	0-0	0
2/25	Minnesota	c	2	0	0	0	0	0	0	0	0	0	0	0-0	0
2/28	Texas Tech	*c	3	1	1	4	0	0	1	1	0	0	1	0-0	0
3/1	Pacific	*c	3	0	1	1	0	0	0	0	0	1	0	0-0	0
3/1	Montana	*c	4	0	1	1	0	0	0	1	0	0	1	0-0	0
3/2	Toledo	*c	3	0	1	2	1	0	0	2	0	0	0	0-0	0
3/2	Grand Canyon	*dp	4	0	1	2	1	0	0	1	0	0	1	0-0	0
3/7	Cleveland State	*c	3	0	0	0	0	0	0	0	1	0	0	0-0	0
3/7	Hawai'i	*c	3	0	1	2	1	0	0	1	0	0	0	0-0	0
3/8	UConn	*c	4	0	0	0	0	0	0	0	0	0	3	0-0	0
3/8	Hawai'i	*c	3	0	0	0	0	0	0	0	0	0	0	0-0	0
3/12	Texas Tech	*c	2	0	0	0	0	0	0	0	0	0	1	0-0	0
3/12	Texas Tech					-DNP-									
3/15	San José State	*c	1	0	0	0	0	0	0	2	0	0	0	0-0	0
3/16	San José State	*c	3	0	1	1	0	0	0	0	0	0	1	0-0	1
3/17	San José State	*c	4	0	2	2	0	0	0	1	0	0	0	0-0	0
3/19	UTEP	*c	3	0	2	5	0	0	1	1	0	0	0	0-0	0
3/22	UNLV														
3/23	UNLV														
3/24	UNLV														
3/26	New Mexico State														
3/26	New Mexico State														
3/28	Nevada														
3/29	Nevada														
3/30	Nevada														
4/3	San Diego State														
4/3	San Diego State														
4/6	Colorado State														
4/7	Colorado State														
4/16	New Mexico State														
4/19	Utah State														
4/20	Utah State														
4/21	Utah State														
4/26	Boise State														
4/27	Boise State														
4/28	Boise State														
5/2	Fresno State														
5/3	Fresno State														
5/4	Fresno State														
		29	88	6	21	38	5	0	4	19	4	4	16	0-0	2


CAREER STATS

SEASON	GP	GS	AVG.	AB	R	H	2B	3B	HR	RBI	TB	SLG%	BB	SO	HBP	OB%	SF	SH	SB-SA	PO	A	E	FLD%
2023	48	42	.272	125	15	34	7	0	5	31	56	.448	7	19	1	.311	2	0	1-1	176	10	6	.969
2024	31	29	.239	88	6	21	5	0	4	19	38	.432	4	16	4	.296	2	1	0-0	107	8	2	.983
TOTAL	79	71	.258	213	21	55	12	0	9	50	94	.441	11	35	5	.305	4	1	1-1	283	18	8	.974

HIGHLIGHTS

- First collegiate hit and RBI came against Nicholls in her first collegiate at-bat
- Started 34 games at catcher, 7 as designated player and 1 at first last season
- Signed with UNM on July 22, 2022
- Majoring in secondary education
- High school team won the 2021 Oklahoma 4A state championship in 2021 after finishing runner-up in 2020 and winning regionals in 2019 and 2018
- Named 2021 Oklahoma All-State Catcher, 2021 Conference Offensive Player of the Year and was a nominee for 2021 Gatorade Oklahoma Softball Player of the Year

THE 2024 LOBOS



26

Karly Smith

FR • OF • 5-10 • L/R

Scottsdale, Ariz. (Horizon HS)

SEASON BESTS

Hits	2	Minnesota, 2-25-24
Doubles		
Triples		
Home Runs		
RBI	1	2x, last: SFA, 2-24-24
Runs	1	San José State, 3-17-24
Walks	2	2x, last: Hawai'i, 3-7-24
Stolen Bases		

CAREER BESTS

Hits	Same
Doubles	
Triples	
Home Runs	
RBI	Same
Runs	Same
Walks	Same
Stolen Bases	

STREAKS

	Current	Career Best
Hitting		1
On-Base		4

MULTI-HIT GAMES

	2	3	4	5+	TOTAL
2024	1				1

MULTI-RBI GAMES

	2	3	4	5+	TOTAL
2024					

2024 GAME-BY-GAME																	
DATE	OPPONENT	POS	AB	R	H	TB	2B	3B	HR	RBI	BB	HBP	SO	SB-ATT	E		
2/9	Tennessee State						-DNP-										
2/9	McNeese						-DNP-										
2/10	Chattanooga						-DNP-										
2/10	Cal	ph	1	0	0	0	0	0	0	1	0	0	0	0-0	0		
2/11	Louisiana						-DNP-										
2/14	UTEP						-DNP-										
2/14	UTEP						-DNP-										
2/16	Marist	ph	1	0	0	0	0	0	0	0	0	0	1	0-0	0		
2/16	Abilene Christian						-DNP-										
2/17	Houston Christian						-DNP-										
2/18	Marist						-DNP-										
2/18	Abilene Christian						-DNP-										
2/23	Stephen F. Austin						-DNP-										
2/23	North Texas	ph	1	0	0	0	0	0	0	0	0	0	0	0-0	0		
2/24	Stephen F. Austin	ph	1	0	0	0	0	0	0	1	0	0	0	0-0	0		
2/24	North Texas	*dp	1	0	0	0	0	0	0	0	0	0	1	0-0	0		
2/25	Minnesota	ph/dp	2	0	2	2	0	0	0	0	0	0	0	0-0	0		
2/28	Texas Tech	ph/dp	0	0	0	0	0	0	0	0	1	0	0	0-0	0		
3/1	Pacific	*of/dp	1	0	0	0	0	0	0	0	2	0	1	0-0	0		
3/1	Montana	*dp	2	0	0	0	0	0	0	0	1	0	0	0-0	0		
3/2	Toledo	*dp	3	0	0	0	0	0	0	0	0	0	1	0-0	0		
3/2	Grand Canyon	ph	1	0	0	0	0	0	0	0	0	0	1	0-0	0		
3/7	Cleveland State						-DNP-										
3/7	Hawai'i	*dp	1	0	0	0	0	0	0	0	2	0	0	0-0	0		
3/8	UConn	*dp	3	0	1	1	0	0	0	0	0	0	2	0-0	0		
3/8	Hawai'i	*dp	3	0	0	0	0	0	0	0	0	0	1	0-0	0		
3/12	Texas Tech						-DNP-										
3/12	Texas Tech	ph	0	0	0	0	0	0	0	0	1	0	0	0-0	0		
3/15	San José State	ph	1	0	0	0	0	0	0	0	0	0	0	0-0	0		
3/16	San José State						-DNP-										
3/17	San José State	ph	1	1	0	0	0	0	0	0	0	0	0	0-0	0		
3/19	UTEP						-DNP-										
3/22	UNLV																
3/23	UNLV																
3/24	UNLV																
3/26	New Mexico State																
3/26	New Mexico State																
3/28	Nevada																
3/29	Nevada																
3/30	Nevada																
4/3	San Diego State																
4/3	San Diego State																
4/6	Colorado State																
4/7	Colorado State																
4/16	New Mexico State																
4/19	Utah State																
4/20	Utah State																
4/21	Utah State																
4/26	Boise State																
4/27	Boise State																
4/28	Boise State																
5/2	Fresno State																
5/3	Fresno State																
5/4	Fresno State																
			7	21	0	3	3	0	0	0	2	7	0	8	0-0	0	

CAREER STATS																			
SEASON	GP	GS	AVG.	AB	R	H	2B	3B	HR	RBI	TB	SLG%	BB	SO	HBP	OB%	SF	SH	SB-SA
2024	17	7	.130	23	1	3	0	0	0	2	3	.130	7	8	0	.333	0	0	0-0
TOTAL	17	7	.130	23	1	3	0	0	0	2	3	.130	7	8	0	.333	0	0	0-0

- HIGHLIGHTS
- Majoring in business administration
 - Also played badminton in high school, where she was named to the first team all-district and all-region in 2022 and earned the 2022 Varsity Badminton Principle Award.
 - Third generation in her family to wear #26

THE 2024 LOBOS



27 Hayden Luderer

FR • UTIL • 5-5 • R/R
Thousand Oaks, Calif. (Louisville HS)

SEASON BESTS

Hits	1	3x, last: UTEP, 3-19-24
Doubles		
Triples		
Home Runs		
RBI		
Runs	2	SFA, 2-23-24
Walks	1	4x, last: San José State, 3-15-24
Stolen Bases	1	Montana, 3-1-24

CAREER BESTS

Hits	Same
Doubles	
Triples	
Home Runs	
RBI	
Runs	Same
Walks	Same
Stolen Bases	Same

STREAKS

	Current	Career Best
Hitting	1	2
On-Base	1	4

MULTI-HIT GAMES

	2	3	4	5+	TOTAL
2024					

MULTI-RBI GAMES

	2	3	4	5+	TOTAL
2024					

2024 GAME-BY-GAME

DATE	OPPONENT	POS	AB	R	H	TB	2B	3B	HR	RBI	BB	HBP	SO	SB-ATT	E
2/9	Tennessee State	pr	0	0	0	0	0	0	0	0	0	0	0	0-0	0
2/9	McNeese	ph	1	0	0	0	0	0	0	0	0	0	1	0-0	0
2/10	Chattanooga						-DNP-								
2/10	Cal						-DNP-								
2/11	Louisiana						-DNP-								
2/14	UTEP	pr	0	0	0	0	0	0	0	0	0	0	0	0-0	0
2/14	UTEP						-DNP-								
2/16	Marist	pr	0	1	0	0	0	0	0	0	0	0	0	0-0	0
2/16	Abilene Christian						-DNP-								
2/17	Houston Christian						-DNP-								
2/18	Marist						-DNP-								
2/18	Abilene Christian	3b	0	0	0	0	0	0	0	0	0	0	0	0-0	0
2/23	Stephen F. Austin	*of	2	2	0	0	0	0	0	0	1	0	1	0-0	0
2/23	North Texas	*of	2	0	0	0	0	0	0	0	0	0	1	0-0	0
2/24	Stephen F. Austin	ph/of	2	0	0	0	0	0	0	0	0	0	0	0-0	0
2/24	North Texas	*of	2	0	0	0	0	0	0	0	0	0	1	0-0	0
2/25	Minnesota	*of	1	0	0	0	0	0	0	0	0	0	1	0-0	0
2/28	Texas Tech						-DNP-								
3/1	Pacific						-DNP-								
3/1	Montana	*of/of	3	0	1	1	0	0	0	0	0	0	0	1-1	0
3/2	Toledo	*of	3	1	1	1	0	0	0	0	0	0	0	0-0	0
3/2	Grand Canyon	*of	2	0	0	0	0	0	0	0	1	0	1	0-0	0
3/7	Cleveland State	*of	2	0	0	0	0	0	0	0	1	0	1	0-0	0
3/7	Hawai'i	*of	1	0	0	0	0	0	0	0	0	0	0	0-0	0
3/8	UConn	*of	1	0	0	0	0	0	0	0	0	0	1	0-0	0
3/8	Hawai'i	of	0	0	0	0	0	0	0	0	0	0	0	0-0	0
3/12	Texas Tech						-DNP-								
3/12	Texas Tech						-DNP-								
3/15	San José State	ph/of	1	0	0	0	0	0	0	0	1	0	0	0-0	0
3/16	San José State	*of	1	0	0	0	0	0	0	0	0	1	0	0-0	0
3/17	San José State	*of	2	0	0	0	0	0	0	0	0	0	0	0-0	0
3/19	UTEP	*of	2	1	1	1	0	0	0	0	0	0	0	0-0	0
3/22	UNLV														
3/23	UNLV														
3/24	UNLV														
3/26	New Mexico State														
3/26	New Mexico State														
3/28	Nevada														
3/29	Nevada														
3/30	Nevada														
4/3	San Diego State														
4/3	San Diego State														
4/6	Colorado State														
4/7	Colorado State														
4/16	New Mexico State														
4/19	Utah State														
4/20	Utah State														
4/21	Utah State														
4/26	Boise State														
4/27	Boise State														
4/28	Boise State														
5/2	Fresno State														
5/3	Fresno State														
5/4	Fresno State														
			13	28	5	3	3	0	0	0	4	1	8	1-1	0

CAREER STATS

SEASON	GP	GS	AVG.	AB	R	H	2B	3B	HR	RBI	TB	SLG%	BB	SO	HBP	OB%	SF	SH	SB-SA	PO	A	E	FLD%
2024	21	13	.107	28	5	3	0	0	0	0	3	.107	4	8	1	.242	0	1	1-1	22	0	0	1.000
TOTAL	21	13	.107	28	5	3	0	0	0	0	3	.107	4	8	1	.242	0	1	1-1	22	0	0	1.000

HIGHLIGHTS

- Started 8 games in center, 1 in left, 4 in right
- Played both third and in the outfield in high school
- Ranked 68th in the country for the class of 2023 by Extra Innings Softball
- Played for Athletics Wellbaum and Firecrackers Rico
- Undecided on major

THE 2024 LOBOS



28 Emily Brouse

JR • P • 6-0 • R/R

Harlan, Iowa (Odessa College)

SEASON BESTS

IP (high)	3.0	Hawai'i, 3-8-24
H (low)	0	2x, last: GCU, 3-2-24
R (low)	0	2x, last: GCU, 3-2-24
ER (low)	0	2x, last: GCU, 3-2-24
BB (low)	0	2x, last: GCU, 3-2-24
SO (high)	4	ACU, 2-16-24
BF (high)	16	Hawai'i, 3-8-24
NP (high)	63	Hawai'i, 3-8-24

CAREER BESTS (AT UNM)

IP (high)	Same
H (low)	Same
R (low)	Same
ER (low)	Same
BB (low)	Same
SO (high)	Same
BF (high)	Same
NP (high)	Same

PITCHING SUPERLATIVES (MIN. 4.0 IP)

	Season	Career
5+ K		
10+ K		
1 R or Less		
Shutout		

2024 GAME-BY-GAME

DATE	OPPONENT	W-L	ERA	CG	IP	H	R	ER	BB	SO	2B	3B	HR	BF	HBP
2/9	Tennessee St.							-DNP-							
2/9	McNeese							-DNP-							
2/10	Chattanooga							-DNP-							
2/10	Cal							-DNP-							
2/11	Louisiana							-DNP-							
2/14	UTEP							-DNP-							
2/14	UTEP							-DNP-							
2/16	Marist							-DNP-							
2/16	Abilene Christian	--	3.50	0	2.0	1	1	1	3	4	1	0	0	10	0
2/17	Houston Christian							-DNP-							
2/18	Marist	--	9.00	0	2.1	4	3	3	1	1	2	0	0	13	1
2/18	Abilene Christian							-DNP-							
2/23	Stephen F. Austin							-DNP-							
2/23	North Texas							-DNP-							
2/24	Stephen F. Austin		21.00	0	1.2	7	8	5	2	0	2	1	0	15	0
2/24	North Texas							-DNP-							
2/25	Minnesota							-DNP-							
2/28	Texas Tech		0.00	0	1.0	0	0	0	0	1	0	0	0	3	0
3/1	Pacific							-DNP-							
3/1	Montana							-DNP-							
3/2	Toledo							-DNP-							
3/2	Grand Canyon	--	0.00	0	1.1	0	0	0	0	1	0	0	0	4	0
3/7	Cleveland State							-DNP-							
3/7	Hawai'i							-DNP-							
3/8	UConn							-DNP-							
3/8	Hawai'i	--	2.33	0	3.0	1	1	1	5	2	0	0	0	16	0
3/12	Texas Tech							-DNP-							
3/12	Texas Tech	0-1	16.80	0	1.2	4	4	4	1	0	1	0	2	10	0
3/15	San José State							-DNP-							
3/16	San José State							-DNP-							
3/17	San José State							-DNP-							
3/19	UTEP							-DNP-							
3/22	UNLV														
3/23	UNLV														
3/24	UNLV														
3/26	New Mexico State														
3/26	New Mexico State														
3/28	Nevada														
3/29	Nevada														
3/30	Nevada														
4/3	San Diego State														
4/3	San Diego State														
4/6	Colorado State														
4/7	Colorado State														
4/16	New Mexico State														
4/19	Utah State														
4/20	Utah State														
4/21	Utah State														
4/26	Boise State														
4/27	Boise State														
4/28	Boise State														
5/2	Fresno State														
5/3	Fresno State														
5/4	Fresno State														
		0-1	7.54	0	13.0	17	17	14	12	9	6	1	2	71	1

CAREER STATS

SEASON	GS	APP	CG	W-L	ERA	SHO	SV	IP	H	R	ER	BB	SO	2B	3B	HR	BF	NP-STK	WP	HBP	PO	A	E	FLD%
2024	3	7	0	0-1	7.54	0	0	13.0	17	17	14	12	9	6	1	2	71	277-144	1	1	1	3	0	1.000
TOTAL	3	7	0	0-1	7.54	0	0	13.0	17	17	14	12	9	6	1	2	71	277-144	1	1	1	3	0	1.000

HIGHLIGHTS

- Played at Iowa Western CC freshman season and at Odessa College sophomore season
- At Odessa, pitched 110.2 innings, appearing in 29 games with 22 starts and 10 complete games. Totaled 137 strikeouts (an average of 8.67 per game) while allowing 38 runs (30 earned) to finish with an 18-3 record and a 1.90 ERA.
- Struck out 5 or more batters in 15 games with 2 games with 10-plus strikeouts last season
- Threw a no-hitter against Western Texas College, striking out 12, and had her second no-hitter against Frank Phillips College, striking out 6 while also not allowing a walk last year
- Majoring in liberal arts

THE 2024 LOBOS



33 Sydney Carithers

JR • C/INF • 5-6 • R/R
Fort Worth, Texas (Stephen F. Austin)

SEASON BESTS

Hits	1	10x, last: San José State, 3-15-24
Doubles	1	3x, last: Cleveland St., 3-7-24
Triples		
Home Runs		
RBI	2	2x, last: Toledo, 3-2-24
Runs	2	Marist, 2-16-24
Walks	2	Hawai'i, 3-8-24
Stolen Bases	1	3x, last: ACU, 2-16-24

CAREER BESTS

Hits	3	Tarleton St., 2-26-22
Doubles	1	11x, last: Marist, 2-16-24
Triples	1	Missouri St., 2-20-22
Home Runs	1	4x, last: ACU, 4-22-23
RBI	4	Southern Utah, 4-1-23
Runs	2	3x, last: Marist, 2-16-24
Walks	2	3x, last: Hawai'i, 3-8-24
Stolen Bases	1	4x, last: ACU, 2-16-24

STREAKS (AT UNM)

	Current	Career Best
Hitting		3
On-Base		5

MULTI-HIT GAMES

	2	3	4	5+	TOTAL
2022	7	1	-	-	8
2023	6	-	-	-	6
2024					

MULTI-RBI GAMES

	2	3	4	5+	TOTAL
2022	3	-	-	-	3
2023	1	-	1	-	2
2024	2				2

2024 GAME-BY-GAME

DATE	OPPONENT	POS	AB	R	H	TB	2B	3B	HR	RBI	BB	HBP	SO	SB-ATT	E
2/9	Tennessee State	*c	3	0	1	1	0	0	0	1	0	0	0	0-0	0
2/9	McNeese	*c	2	0	0	0	0	0	0	0	1	0	0	0-0	1
2/10	Chattanooga	*c	2	0	0	0	0	0	0	0	0	0	1	0-0	0
2/10	Cal	*c	2	1	0	0	0	0	0	0	0	0	0	0-0	0
2/11	Louisiana	*c	2	0	0	0	0	0	0	0	0	0	0	0-0	0
2/14	UTEP	*c	3	1	1	1	0	0	0	0	0	0	0	1-1	1
2/14	UTEP	*c	1	0	0	0	0	0	0	0	0	0	1	0-0	1
2/16	Marist	c	1	2	1	2	1	0	0	2	1	0	0	1-1	0
2/16	Abilene Christian	*c	2	1	0	0	0	0	0	0	0	1	1	1-1	0
2/17	Houston Christian	*c	2	0	0	0	0	0	0	0	0	0	0	0-0	0
2/18	Marist	*c	0	1	0	0	0	0	0	0	1	0	0	0-0	0
2/18	Abilene Christian	c	0	0	0	0	0	0	0	0	0	0	0	0-0	0
2/23	Stephen F. Austin	*c	2	0	0	0	0	0	0	0	1	0	1	0-0	0
2/23	North Texas	*c	2	0	1	1	0	0	0	0	0	0	0	0-0	0
2/24	Stephen F. Austin	*c	2	0	0	0	0	0	0	0	0	0	0	0-0	0
2/24	North Texas						-DNP-								
2/25	Minnesota	*c	1	0	0	0	0	0	0	0	0	0	1	0-0	0
2/28	Texas Tech	*3b	2	0	0	0	0	0	0	0	0	0	1	0-0	1
3/1	Pacific	*3b	3	0	1	1	0	0	0	0	0	0	0	0-0	0
3/1	Montana	*3b	1	1	0	0	0	0	0	0	1	0	0	0-0	0
3/2	Toledo	*3b	3	0	1	2	1	0	0	2	0	0	0	0-0	0
3/2	Grand Canyon	*3b	2	0	0	0	0	0	0	0	0	1	0	0-0	0
3/7	Cleveland State	*3b	3	0	1	2	1	0	0	0	0	0	0	0-0	1
3/7	Hawai'i	*3b	2	0	0	0	0	0	0	0	0	0	0	0-0	0
3/8	UConn	*3b	1	0	0	0	0	0	0	0	0	0	0	0-0	0
3/8	Hawai'i	*3b	1	1	0	0	0	0	0	0	2	0	1	0-1	0
3/12	Texas Tech	*3b	2	1	1	1	0	0	0	0	0	0	0	0-0	0
3/12	Texas Tech	*3b/c	1	0	1	1	0	0	0	0	0	0	0	0-0	0
3/15	San José State	*3b	3	0	1	1	0	0	0	1	0	0	1	0-0	1
3/16	San José State	*3b	1	0	0	0	0	0	0	0	0	0	0	0-0	0
3/17	San José State	*3b	3	0	0	0	0	0	0	0	0	0	1	0-0	0
3/17	UTEP	*3b	1	0	0	0	0	0	0	0	0	0	0	0-0	0
3/22	UNLV														
3/23	UNLV														
3/24	UNLV														
3/26	New Mexico State														
3/26	New Mexico State														
3/28	Nevada														
3/29	Nevada														
3/30	Nevada														
4/3	San Diego State														
4/3	San Diego State														
4/6	Colorado State														
4/7	Colorado State														
4/16	New Mexico State														
4/19	Utah State														
4/20	Utah State														
4/21	Utah State														
4/26	Boise State														
4/27	Boise State														
4/28	Boise State														
5/2	Fresno State														
5/3	Fresno State														
5/4	Fresno State														
			29	56	9	10	13	3	0	0	6	7	2	9	3-4 6

CAREER STATS

SEASON	GP	GS	AVG.	AB	R	H	2B	3B	HR	RBI	TB	SLG%	BB	SO	HBP	OB%	SF	SH	SB-SA	PO	A	E	FLD%
2022	55	52	.245	151	11	38	6	1	2	16	52	.335	8	33	1	.285	1	2	0-0	112	50	5	.970
2023	51	50	.212	118	19	25	4	0	2	13	35	.297	10	18	4	.293	1	2	1-2	112	80	10	.950
2024	31	29	.179	56	9	10	3	0	0	6	13	.232	7	9	2	.288	1	3	3-4	71	34	6	.955
TOTAL	137	131	.222	329	39	73	13	1	4	35	100	.304	25	60	7	.288	3	7	4-6	295	164	21	.958

HIGHLIGHTS

- Played at SFA previous 2 seasons, graduated from Brewer High School in 2021
- Recorded a hit in 19 games with multiple hits in six games and at least one RBI in nine games last season
- Threw out five runners sophomore season
- Posted a hit in 28 games with two five-game hitting streaks, eight multi-hit games and drove in a run in 13 games as a freshman
- Played for Coach Dickson her freshman season
- Majoring in liberal arts

THE 2024 LOBOS



38

Keyannah Chavez

SO • OF • 5-1 • L/L

Leander, Texas (Glen HS)

SEASON BESTS

Hits	3	3x, last: GCU, 3-2-24
Doubles	1	4x, last: San José State, 3-15-24
Triples	1	2x, last: Marist, 2-18-24
Home Runs	1	4x, last: UTEP, 3-19-24
RBI	4	Texas Tech, 3-12-24
Runs	3	Tennessee State, 2-9-24
Walks	1	10x, last: San José State, 3-17-24
Stolen Bases	3	Tennessee State, 2-9-24

CAREER BESTS

Hits	3	5x, last: GCU, 3-2-24
Doubles	1	10x, last: GCU, 3-2-24
Triples	1	2x, last: Marist, 2-18-24
Home Runs		Same
RBI	4	2x, last: Texas Tech, 3-12-24
Runs	3	2x, last: Tennessee St., 2-9-24
Walks	3	Utah State, 3-17-23
Stolen Bases	3	Tennessee State, 2-9-24

STREAKS

	Current	Career Best
Hitting	2	7
On-Base	2	16

MULTI-HIT GAMES

	2	3	4	5+	TOTAL
2023	10	2	-	-	12
2024	7	3			10

MULTI-RBI GAMES

	2	3	4	5+	TOTAL
2023	4	-	1	-	5
2024	3		1		4

2024 GAME-BY-GAME																		
DATE	OPPONENT	POS	AB	R	H	TB	2B	3B	HR	RBI	BB	HBP	SO	SB-ATT	E			
2/9	Tennessee State	*of	4	3	3	3	0	0	0	0	0	0	0	0	0	3-3	0	
2/9	McNeese	*of	3	0	2	2	0	0	0	0	0	0	0	0-0	1			
2/10	Chattanooga	*of	2	0	0	0	0	0	0	0	0	1	1	0-0	0			
2/10	Cal	*of	2	0	1	1	0	0	0	2	0	0	0	0-0	0			
2/11	Louisiana	*of	3	0	0	0	0	0	0	0	0	0	0	0-0	0			
2/14	UTEP	*of	4	0	0	0	0	0	0	0	0	0	0	0-0	0			
2/14	UTEP	*of	3	0	0	0	0	0	0	0	0	0	0	0-0	0			
2/16	Marist	*of	2	2	2	3	1	0	0	1	0	0	0	0-0	0			
2/16	Abilene Christian	*of	3	0	2	4	0	1	0	0	0	0	0	0-0	0			
2/17	Houston Christian	*of	2	0	1	1	0	0	0	0	1	0	0	0-0	0			
2/18	Marist	*of	3	2	3	6	1	1	0	1	1	0	0	0-1	0			
2/18	Abilene Christian	*of	1	0	1	1	0	0	0	0	0	0	0	0-0	0			
2/23	Stephen F. Austin	*of	3	1	2	5	0	0	1	1	0	0	0	0-0	0			
2/23	North Texas	*dp/of	2	0	1	1	0	0	0	0	0	0	1	0-0	0			
2/24	Stephen F. Austin	*of/of	1	0	0	0	0	0	0	0	0	0	0	0-0	0			
2/24	North Texas	dp	1	0	0	0	0	0	0	0	1	0	1	0-0	0			
2/25	Minnesota	*dp/of	3	0	0	0	0	0	0	0	1	0	1	0-0	0			
2/28	Texas Tech	*of	3	0	1	1	0	0	0	0	1	0	1	0-0	0			
3/1	Pacific	*of	3	1	2	2	0	0	0	0	0	0	0	0-0	0			
3/1	Montana	*of/of	4	1	1	4	0	0	1	2	0	0	1	0-0	0			
3/2	Toledo	*of	2	1	0	0	0	0	0	0	1	0	1	0-0	1			
3/2	Grand Canyon	*of	4	1	3	4	1	0	0	0	0	0	0	0-0	0			
3/7	Cleveland State	*of	3	0	1	1	0	0	0	0	0	1	0	0-0	0			
3/7	Hawai'i	*of	3	0	0	0	0	0	0	0	0	0	0	0-0	0			
3/8	UConn	*of	3	0	0	0	0	0	0	0	1	0	0	0-0	0			
3/8	Hawai'i	*of	3	0	1	1	0	0	0	1	0	0	0	0-0	0			
3/12	Texas Tech	*of	1	0	0	0	0	0	0	1	1	0	0	0-0	0			
3/12	Texas Tech	*of	2	1	1	4	0	0	1	4	0	0	0	0-0	0			
3/15	San José State	*of	3	2	2	3	1	0	0	0	1	0	0	0-0	0			
3/16	San José State	*of	3	0	0	0	0	0	0	0	0	0	1	0-0	0			
3/17	San José State	*of	3	0	1	1	0	0	0	0	1	0	0	0-0	0			
3/19	UTEP	*of	3	2	2	5	0	0	1	2	0	0	1	0-0	0			
3/22	UNLV																	
3/23	UNLV																	
3/24	UNLV																	
3/26	New Mexico State																	
3/26	New Mexico State																	
3/28	Nevada																	
3/29	Nevada																	
3/30	Nevada																	
4/3	San Diego State																	
4/3	San Diego State																	
4/6	Colorado State																	
4/7	Colorado State																	
4/16	New Mexico State																	
4/19	Utah State																	
4/20	Utah State																	
4/21	Utah State																	
4/26	Boise State																	
4/27	Boise State																	
4/28	Boise State																	
5/2	Fresno State																	
5/3	Fresno State																	
5/4	Fresno State																	
			31	85	17	33	53	4	2	4	15	10	2	9	3-4	2		

CAREER STATS																			
SEASON	GP	GS	AVG.	AB	R	H	2B	3B	HR	RBI	TB	SLG%	BB	SO	HBP	OB%	SF	SH	SB-SA
2023	50	50	.315	143	36	45	7	0	0	19	52	.364	19	18	4	.410	0	8	8-8
2024	32	31	.388	85	17	33	4	2	4	15	53	.624	10	9	2	.459	1	5	3-4
TOTAL	82	81	.342	228	53	78	11	2	4	34	105	.461	29	27	6	.428	1	13	11-12

- HIGHLIGHTS
- Started 17 games in center, 12 games in left, 2 games at DP this season
 - Named MW Freshman of the Week on Feb. 21
 - First collegiate hit came against Nicholls in her first collegiate at-bat
 - Played all 50 games in left last season
 - Criminology major
 - Mother (Cassandra) and cousin (Anthony Chavez) graduated from UNM. Mother played at UNM from 2001-06 and was a middle infielder
 - Played for the Texas Bombers- Gold

THE 2024 LOBOS



44 Lauren Garcia

RS-SO • INF • 5-11 • R/R
El Paso, Texas (Montwood HS)

SEASON BESTS

Hits		
Doubles		
Triples		
Home Runs		
RBI	1	Tennessee State, 2-9-24
Runs		
Walks	1	2x, last: Chattanooga, 2-10-24
Stolen Bases		

CAREER BESTS

Hits	3	2x, last: UTEP, 3-1-23
Doubles	1	6x, last: SJSU, 3-26-23
Triples		
Home Runs	1	3x, last: UNLV, 5-5-23
RBI	4	Buffalo, 2-17-23
Runs	1	9x, last: UNLV, 5-6-23
Walks	3	UNLV, 5-6-23
Stolen Bases		

STREAKS

	Current	Career Best
Hitting		5
On-Base		8

MULTI-HIT GAMES

	2	3	4	5+	TOTAL
2023	7	2	-	-	9
2024					

MULTI-RBI GAMES

	2	3	4	5+	TOTAL
2023	6	2	1	-	9
2024					

2024 GAME-BY-GAME

DATE	OPPONENT	POS	AB	R	H	TB	2B	3B	HR	RBI	BB	HBP	SO	SB-ATT	E
2/9	Tennessee State	ph	0	0	0	0	0	0	0	1	1	0	0	0-0	0
2/9	McNeese						-DNP-								
2/10	Chattanooga	ph	0	0	0	0	0	0	0	0	1	0	0	0-0	0
2/10	Cal	*dp	2	0	0	0	0	0	0	0	0	0	0	0-0	0
2/11	Louisiana						-DNP-								
2/14	UTEP	ph	1	0	0	0	0	0	0	0	0	0	0	0-0	0
2/14	UTEP						-DNP-								
2/16	Marist						-DNP-								
2/16	Abilene Christian						-DNP-								
2/17	Houston Christian						-DNP-								
2/18	Marist						-DNP-								
2/18	Abilene Christian						-DNP-								
2/23	Stephen F. Austin						-DNP-								
2/23	North Texas						-DNP-								
2/24	Stephen F. Austin						-DNP-								
2/24	North Texas						-DNP-								
2/25	Minnesota						-DNP-								
2/28	Texas Tech						-DNP-								
3/1	Pacific						-DNP-								
3/1	Montana						-DNP-								
3/2	Toledo						-DNP-								
3/2	Grand Canyon						-DNP-								
3/7	Cleveland State						-DNP-								
3/7	Hawai'i						-DNP-								
3/8	UConn						-DNP-								
3/8	Hawai'i						-DNP-								
3/12	Texas Tech						-DNP-								
3/12	Texas Tech						-DNP-								
3/15	San José State						-DNP-								
3/16	San José State						-DNP-								
3/17	San José State						-DNP-								
3/19	UTEP						-DNP-								
3/22	UNLV														
3/23	UNLV														
3/24	UNLV														
3/26	New Mexico State														
3/26	New Mexico State														
3/28	Nevada														
3/29	Nevada														
3/30	Nevada														
4/3	San Diego State														
4/3	San Diego State														
4/6	Colorado State														
4/7	Colorado State														
4/16	New Mexico State														
4/19	Utah State														
4/20	Utah State														
4/21	Utah State														
4/26	Boise State														
4/27	Boise State														
4/28	Boise State														
5/2	Fresno State														
5/3	Fresno State														
5/4	Fresno State														
			1	3	0	0	0	0	0	1	2	0	0	0-0	0


CAREER STATS

SEASON	GP	GS	AVG.	AB	R	H	2B	3B	HR	RBI	TB	SLG%	BB	SO	HBP	OB%	SF	SH	SB-SA	PO	A	E	FLD%
2023	44	34	.282	110	9	31	6	0	3	27	46	.418	12	13	3	.362	2	0	0-0	19	0	0	1.000
2024	4	1	.000	3	0	0	0	0	0	1	0	.000	2	0	0	.400	0	0	0-0	0	0	0	.000
TOTAL	48	35	.274	113	9	31	6	0	3	28	46	.407	14	13	3	.364	2	0	0-0	19	0	0	1.000

HIGHLIGHTS

- Missed 2022 season due to injury
- Biology major
- Played in 44 games, starting in 34 last season. Started 30 games as DP, 4 games at first
- Led the team with 9 multi-RBI games last season
- Named El Paso County Softball Player of the Year her senior year and Max Preps All-American Second Team in 2021

THE 2024 LOBOS



55

Amanda Croteau

FR • INF • 5-3 • R/R

Katy, Texas (Cinco Ranch HS)

SEASON BESTS

Hits

Doubles

Triples

Home Runs

RBI

Runs

Walks

Stolen Bases

CAREER BESTS

Hits

Doubles

Triples

Home Runs

RBI

Runs

Walks

Stolen Bases

STREAKS

Current

Career Best

Hitting

On-Base

MULTI-HIT GAMES

2

3

4

5+

TOTAL

2024

MULTI-RBI GAMES

2

3

4

5+

TOTAL

2024

2024 GAME-BY-GAME																
DATE	OPPONENT	POS	AB	R	H	TB	2B	3B	HR	RBI	BB	HBP	SO	SB-ATT	E	
2/9	Tennessee State						-DNP-									
2/9	McNeese						-DNP-									
2/10	Chattanooga						-DNP-									
2/10	Cal						-DNP-									
2/11	Louisiana						-DNP-									
2/14	UTEP						-DNP-									
2/14	UTEP						-DNP-									
2/16	Marist						-DNP-									
2/16	Abilene Christian						-DNP-									
2/17	Houston Christian						-DNP-									
2/18	Marist						-DNP-									
2/18	Abilene Christian						-DNP-									
2/23	Stephen F. Austin						-DNP-									
2/23	North Texas						-DNP-									
2/24	Stephen F. Austin						-DNP-									
2/24	North Texas						-DNP-									
2/25	Minnesota						-DNP-									
2/28	Texas Tech						-DNP-									
3/1	Pacific						-DNP-									
3/1	Montana						-DNP-									
3/2	Toledo						-DNP-									
3/2	Grand Canyon						-DNP-									
3/7	Cleveland State						-DNP-									
3/7	Hawai'i						-DNP-									
3/8	UConn						-DNP-									
3/8	Hawai'i						-DNP-									
3/12	Texas Tech						-DNP-									
3/12	Texas Tech						-DNP-									
3/15	San José State						-DNP-									
3/16	San José State						-DNP-									
3/17	San José State						-DNP-									
3/19	UTEP						-DNP-									
3/22	UNLV															
3/23	UNLV															
3/24	UNLV															
3/26	New Mexico State															
3/26	New Mexico State															
3/28	Nevada															
3/29	Nevada															
3/30	Nevada															
4/3	San Diego State															
4/3	San Diego State															
4/6	Colorado State															
4/7	Colorado State															
4/16	New Mexico State															
4/19	Utah State															
4/20	Utah State															
4/21	Utah State															
4/26	Boise State															
4/27	Boise State															
4/28	Boise State															
5/2	Fresno State															
5/3	Fresno State															
5/4	Fresno State															

CAREER STATS																
SEASON	GP	GS	AVG.	AB	R	H	2B	3B	HR	RBI	TB	SLG%	BB	SO	HBP	OB%
2024																
TOTAL																

- HIGHLIGHTS
- Majoring in elementary education and wants to be a first grade teacher
 - Played for Texas Blaze Gold KTX Voss
 - Named the District 19-6A Offensive Most Valuable Player in 2022