

# THE UNIVERSITY OF NEW MEXICO SOFTBALL

## MARCH 6-8 | RAINBOW WAHINE CLASSIC | HONOLULU

### 2024 SCHEDULE

OVERALL: 6-16 • MW: 0-0 • H: 0-1 • A: 0-9 • N: 6-6

DATE	OPPONENT	TIME/SCORE
2/9	Tennessee State	W, 7-6
2/9	at RV McNeese	L, 12-4 (6)

Louisiana Classics		Lafayette, La.
2/10	Chattanooga	L, 4-2
2/10	RV Cal	L, 16-3 (5)
2/11	at No. 21 Louisiana	L, 10-2 (5)

2/14	at UTEP	L, 4-3 (8)
2/14	at UTEP	L, 4-2

ACU Tournament		Abilene, Texas
2/16	Marist	W, 13-3
2/16	at Abilene Christian	L, 7-3
2/17	Houston Christian	L, 3-1
2/18	Marist	W, 10-7
2/18	at Abilene Christian	L, 8-0 (5)

UNT Invite		Denton, Texas
2/23	Stephen F. Austin	W, 6-3
2/23	at North Texas	L, 3-1
2/24	Stephen F. Austin	L, 13-1 (5)
2/24	at North Texas	L, 1-0 (8)
2/25	Minnesota	L, 10-1

2/28	Texas Tech	L, 9-2
------	------------	--------

Purple Classic		Phoenix, Ariz.
3/1	Pacific	L, 5-2
3/1	Montana	W, 3-2
3/2	Toledo	W, 5-1
3/2	at Grand Canyon	L, 5-2

Rainbow Wahine Classic		Honolulu, Hawai'i
3/6	Cleveland State	6:30 p.m.
3/7	UConn	5 p.m.
3/7	at Hawai'i	10 p.m.
3/8	UConn	4 p.m.
3/8	at Hawai'i	9 p.m.

3/12	at Texas Tech	11 a.m.
3/12	at Texas Tech	1 p.m.

3/15	at San José State *	7 p.m.
3/16	at San José State *	4 p.m.
3/17	at San José State *	1 p.m.

3/22	UNLV *	6 p.m.
3/23	UNLV *	1 p.m.
3/24	UNLV *	11 a.m.

3/26	at New Mexico State	4 p.m.
3/26	at New Mexico State	6 p.m.

3/28	at Nevada *	4 p.m.
3/29	at Nevada *	2 p.m.
3/30	at Nevada *	1 p.m.

4/3	San Diego State *	12 p.m.
4/3	San Diego State *	2 p.m.

4/6	at Colorado State *	1 p.m.
4/7	at Colorado State *	12 p.m.

4/16	New Mexico State	4 p.m.
------	------------------	--------

4/19	Utah State *	6 p.m.
4/20	Utah State *	1 p.m.
4/21	Utah State *	11 a.m.

4/26	at Boise State *	6 p.m.
4/27	at Boise State *	2 p.m.
4/28	at Boise State *	12 p.m.

5/2	Fresno State *	6 p.m.
5/3	Fresno State *	1 p.m.
5/4	Fresno State *	11 a.m.

5/8-11 MW Conference Tournament  
Boise, Idaho

All times are MT  
Bold denotes home games  
\*denotes Mountain West game



**Record**  
6-16, 0-0 MW  
**Head Coach:**  
Nicole Dickson  
**Record at UNM:**  
25-47, 6-16 (2nd yr.)  
**Career Record:**  
194-170 (8th yr.)

RAINBOW WAHINE CLASSIC		
		
<b>Record</b> 3-6, 0-0 Horizon <b>Last Season:</b> 15-32, 11-12 Horizon <b>Head Coach:</b> Amy Kyler <b>Record at CSU:</b> 75-143 (6th yr.) <b>Career Record:</b> 304-379-1 (16th yr.)	<b>Record</b> 4-11, 0-0 BIG EAST <b>Last Season:</b> 34-15, 19-5 BIG EAST <b>Head Coach:</b> Laura Valentino <b>Record at UConn:</b> 114-69 (5th yr.) <b>Career Record:</b> Same	<b>Record</b> 4-11, 0-0 Big West <b>Last Season:</b> 30-23, 13-14 Big West <b>Head Coach:</b> Bob Coolen <b>Record at UH:</b> 1084-701-1 (33rd yr.) <b>Career Record:</b> 1156-794-1 (38th yr.)

### THE OPPONENTS

UNM continues its road trip with a trip to The Aloha State to close out the nonconference tournaments on the schedule. The Lobos will face Cleveland State for the first time in program history, and both UConn and Hawai'i for the first time since 2019.

vs. Cleveland State  
Overall: First meeting  
Last Five: N/A  
Last Game: N/A  
Last Win: N/A  
Series Trend: N/A

vs. UConn  
Overall: 1-3-1  
Last Five: 1-3-1  
Last Game: 3/3/19  
Last Win: 3/22/03  
Series Trend: L1

vs. Hawai'i  
Overall: 7-16  
Last Five: 2-3  
Last Game: 2/23/19  
Last Win: Same  
Series Trend: W1

### LOBO NOTES

#### STEAL YOUR BASE

- Keyannah Chavez's three stolen bases against Tennessee State were the most for a Lobo in a single game since 2017, when D'Andrea DeFlora had three against Santa Clara on 3/11/17.
- UNM's six stolen bases in the season opener were the most in a game since 2018, when UNM had six against Howard on 3/10/18. In addition to Chavez's three, Ashley Archuleta had two stolen bases and Katherine Brunner had one stolen base.
- The Lobos then stole seven bases against Marist on Feb. 16, the most in a single game for UNM since 2010.
- Emma Bramson and Elizabeth Baylor each stole two, with Sydney Carithers, DeNae Vasquez-Dickson and Archuleta each stealing one.
- UNM is 26-28 on the season in stolen bases with 10 different players recording at least one. UNM successfully stole on its first 24 attempts.
- Archuleta leads UNM going 6-7 with Bramson 4-4, Carithers and Rachael Hathoot 3-3, Baylor, and Vasquez-Dickson 2-2 and Gabrielle Briones, Brunner and Hayden Luderer 1-1. Chavez is 3-4 on the season.
- The Lobos are second in the MW in stolen bases and 67th in the NCAA in total stolen bases.

#### KEY CONTRIBUTOR

- Keyannah Chavez leads the team in batting average (.431), slugging percentage (.655), on-base percentage (.492), hits (25), triples (two) and total bases (38), is tied for the team lead in runs scored (12) and second in home runs (two) and walks (six). The sophomore is 12-24 (.500) as the leadoff, 17-27 (.630) in successfully advancing runners and of her seven RBI, three are with two outs.
- She's reached base in the last seven games and leads the team with eight multiple-hit games (five games with two hits and three games with three), two games with two RBI.
- Last week, Chavez led the team with seven hits, 11 total bases, four runs scored, a .438 batting average, .688 slugging percentage and .500 on-base percentage, and tied for second in walks (two) and RBI (two).
- Chavez had a sensational second week of the season, leading the Lobos with nine hits, two doubles, two triples, 15 total bases, and had a .833 slugging percentage and a .550 on-base percentage. Chavez closed the ACU Tournament going a combined 4-4 on Sunday with a double, a triple, a walk and one RBI, finishing with a 1.750 slugging percentage. Her 3-3 performance against Marist was her second three-hit outing of the season and her team-high fifth multi-hit game of the season.
- Among the MW, Chavez is tied for first in sac bunts, tied for second in triples, tied for third in hits, fourth in total bases, sixth in batting average and slugging percentage and seventh in on-base percentage.

#### GUEST APPEARANCE

- Freshman McKenna Guest has been a frequent presence in the circle for the Lobos, appearing in a team-high 15 games, starting a team-high 11 games and throwing five complete games.
- The RHP has thrown a team-high 57.2 innings, 22.2 more innings than the next Lobo pitcher, and has a team-best 37 strikeouts, accounting for 47.4% of UNM's total strikeouts. Guest has also been the pitcher on record in four of UNM's wins and earned her first save in the win against Marist.
- Guest struck out a season-high nine at UTEP and followed that up two days later with seven strikeouts in the first game against Marist.
- She is averaging 4.49 strikeouts per game and a 1.5 k/bb clip, averaging a team-best 3.84 inning per appearance.
- In her first collegiate appearance, Guest entered in the fourth inning with bases loaded and struck out the first two batters she faced. She then limited the Tigers to one hit in both the sixth and seventh innings to keep the Lobos within reach, recording a strikeout in each inning. Guest finished with 4.0 innings pitched, no runs or walk allowed with four hits and four strikeouts.
- The Pattonville, Texas native followed the first weekend up with a complete game in the first game at UTEP and of her nine strikeouts, she struck out the side in the sixth. Guest retired the side in order in both the fifth and sixth.
- In the win against SFA, Guest went 7.0 innings and allowed three runs (two earned) on five hits, with five scoreless innings including the last three of the game. She retired the side in order in both the sixth and seventh innings and recorded outs against the final nine batters she faced.
- Nationally, Guest has thrown the 29th-most innings in the NCAA, the fourth most by a freshman pitcher.

#### SHAKING UP THE LINEUP

- In the 22 games this season, the Lobos have used 20 different lineup combinations. UNM has used the same batting order in only the McNeese and Chattanooga games the first weekend and the same lineup in the Montana and Toledo games.
- The Lobos have used three different players in the leadoff spot, five in the second spot, three in the third spot, five in the cleanup, seven in the fifth spot, eight in the sixth spot, seven in the seventh spot, seven in the eighth spot and five in the ninth spot in the lineup.
- Rachael Hathoot has led off in 13 games and Elizabeth Baylor batting seventh in 13 games for the most frequency in the lineup. Sydney Carithers has batted eighth in 10 games, Ashley Archuleta and

## 2024 QUICK FACTS

Name of School \_\_\_\_\_ University of New Mexico  
 Founded \_\_\_\_\_ 1889 by Territorial Legislature  
 Enrollment \_\_\_\_\_ 27,413  
 Nickname \_\_\_\_\_ Lobos  
 School Colors \_\_\_\_\_ Cherry & Silver  
 Conference \_\_\_\_\_ Mountain West  
 Affiliation \_\_\_\_\_ NCAA Division I  
 Venue \_\_\_\_\_ Lobo Softball Field  
 Dimensions \_\_\_\_\_ 205-225-205  
 Capacity \_\_\_\_\_ 1,500  
 President \_\_\_\_\_ Dr. Garnett Stokes  
 Athletic Director \_\_\_\_\_ Eddie Nuñez

## PROGRAM HISTORY

First Year of Softball \_\_\_\_\_ 1978  
 All-Time Record \_\_\_\_\_ 1066-1241-3  
 Mountain West Record \_\_\_\_\_ 144-339-1  
 NCAA Tournament Appearances \_\_\_\_\_ 3  
 1980 (IAIAW), 1981 (IAIAW) and 1983 (NCAA)  
 Last NCAA Postseason Opponent Cal St. Fullerton  
 Last NCAA Postseason Result \_\_\_\_\_ CSUF won series 2-1  
 Conference Championships \_\_\_\_\_ 3  
 1980 (Intermountain), 1981 (Intermountain) and  
 1983 (High Country)

## TEAM INFORMATION

2023 Overall Record \_\_\_\_\_ 19-31  
 2023 MW Record \_\_\_\_\_ 6-16 (9th)  
 Letterwinners Returning/Lost \_\_\_\_\_ 13/12  
 Pitchers Returning/Lost \_\_\_\_\_ 2/4  
 Starters Returning/Lost \_\_\_\_\_ 6/3  
 Newcomers \_\_\_\_\_ 15

## SOFTBALL STAFF

Head Coach \_\_\_\_\_ Nicole Dickson (2nd season)  
 Record at UNM \_\_\_\_\_ 25-47  
 Career Record \_\_\_\_\_ 194-170 (Eighth season)  
 Assistant Coach Morgan Spearman (2nd season)  
 Assistant Coach \_\_\_\_\_ Skylar Black (2nd season)  
 Assistant Coach \_\_\_\_\_ Sophie Hannabas (1st season)

## COMMUNICATIONS

Softball Contact \_\_\_\_\_ Allison Weiss  
 Email \_\_\_\_\_ allisonweiss@unm.edu  
 Cell Phone (Preferred) \_\_\_\_\_ (661) 313-5402

## DIGITAL MEDIA

Athletics Website \_\_\_\_\_ GoLobos.com  
 Main University Web Site \_\_\_\_\_ unm.edu  
 Conference Website \_\_\_\_\_ TheMW.com  
 X \_\_\_\_\_ @UNMLoboSB  
 Instagram \_\_\_\_\_ @UNMLoboSB  
 Facebook \_\_\_\_\_ @UNMLoboSB

## INTERVIEW REQUESTS

All interviews with UNM student-athletes and coaches are to be coordinated through the athletics communications office. Interviews may be arranged by contacting Allison Weiss in the athletics communications office (allisonweiss@unm.edu). All interview requests should be made at least 24 hours in advance.

Chloe Yeatts third and Emma Bramson fifth in nine games each, Keyannah Chavez second in seven games and Katherine Brunner sixth in seven games for the most appearances in each spot. Carithers has hit ninth in seven games.

- Chavez has made the most movement in the batting order, appearing in six different spots, the most often in second (seven games), three times in the cleanup spot, two times in each the sixth and eighth spot, has hit leadoff six times and hit fifth in one game.
- In the field, UNM has used five different players in left, four at third, three behind the plate, five in right field, two in center and first base and three at second base. UNM has also had seven as the designated player.

### BY THE NUMBERS

- The Lobos have twice reached double figures in hits this season: UNM's win against Tennessee State where the Lobos finished with 12 hits, and 15 hits in the win against Marist on Feb. 16.
- UNM is 4-0 this season when scoring at least six runs, 3-1 when outhitting its opponent and 2-2 in one-run games.
- If the Lobos can score in the first inning and hold a lead after the first inning, the Lobos are 4-1 when scoring in the first inning and 4-0 when leading after the first, second, third and fourth innings and 5-0 when leading after the fifth and sixth innings.
- UNM is 21-37 (.568) with a runner on third and less than two outs, going 5-5 in the first game against Marist, 3-3 in the second game against the Red Foxes and 2-2 in the win against Toledo. UNM also went 3-4 in the win against SFA.
- The Lobos have had their leadoff hitter reach 38.6% of the time (56-145), with all seven reaching in the first game against Marist, 4-6 at McNeese and in the second game against Marist, and 5-7 in the game at GCU.
- UNM was 14-6 when scoring in the first inning and 13-5 when scoring first last season.
- The Lobos were 11-3 when leading after one, 13-1 when leading after two and 12-1 when leading after three. As the game went on, the Lobos were 13-3 when leading after the fourth inning, 11-2 when leading after five and 12-0 when leading after the sixth inning.
- UNM was 19-4 when outhitting its opponent last season and had 22 games with double-digit hits and were 16-6 when reaching double figures.

### VERSATILE EMMA

- Emma Bramson has played a total of four positions this season and a total of six in her three years at UNM.
- Bramson has started eight games as the designated player, four games at third, three games in right and the last seven games at first. Last season, the Valencia, California native started 39 games at third and five games at second, and as a freshman started 25 at third and 21 games at shortstop.

### PATIENCE AT THE PLATE

- In the win against Marist on Feb. 18, the Lobos drew nine walks after walking seven times in the previous game against Houston Christian.
  - In the bottom of the second, the Lobos batted around to score seven runs with four hits and drew five walks to take the 7-3 lead. Sydney Carithers reached on a walk, and after the lineup turned over, the Red Foxes intentionally walked Rachael Hathoot to load the bases and both Ashley Archuleta and Chloe Yeatts followed up with walks to tie the game at three.
  - The Lobos later had a two-out rally in the fourth that started with a walk by Emma Bramson. Keyannah Chavez brought her around on a hit to left center, with the Lobo center-fielder taking third on a wild pitch on the next at-bat. Baylor walked and Grace Rana was hit by a pitch to load the bases, and DeNae Vasquez-Dickson extended the lead with a hit back up the middle to score two runs. The Lobos scored three runs on two hits in the inning, with all three runs coming from runners who reached on free bases.
- The Lobos have drawn 48 walks, with Ashley Archuleta leading with eight, Keyannah Chavez at six, Sydney Carithers at five, Katherine Brunner and DeNae Vasquez-Dickson at four, and Emma Bramson, Rachael Hathoot, Elizabeth Baylor, and Chloe Yeatts walking three times each.
  - Archuleta is tied for 10th in the MW in walks.

### FRESH PERSPECTIVE

- The Lobos revamped their roster with 12 freshmen and a total of 15 newcomers.
- Of the freshmen, UNM added four pitchers, three outfielders, three utility players and two infielders.
- UNM also added three transfers in junior catcher/infielder Sydney Carithers, junior pitcher Emily Brouse and sophomore outfielder Taylor Morgan.
- Of the freshmen, Katherine Brunner has played in 21 games with 18 starts, 11 games at third, six as the designated player and one at second. Macie Andrews has started four games, all in left, DeNae Vasquez-Dickson 14 games, 12 in left and two in right, and Gabrielle Briones starting in three games, two at third and one at second. McKenna Guest leads the Lobos' pitching staff with 11 starts and 15 appearances with Brooke Umali making one start and five appearances.
- Carithers has started 19 games, playing in 21, 14 at catcher and five at third.

### I'LL FOLLOW YOU

- Sydney Carithers followed Coach Dickson to UNM after two seasons at SFA, where she played for Coach Dickson as a freshman.
- Her freshman season, Carithers played in 54 games with 52 starts, hitting .245 with a .338 slugging percentage and a .286 on-base percentage. She finished with 37 hits, six doubles, one triple and two home runs, recording 16 RBI.
- In her two seasons, she played in 105 games with 102 starts.

### AT THE CENTER OF IT ALL

- After starting all 50 games last season in left field, sophomore Keyannah Chavez has moved over to center, starting 17 of 21 games in center.
- Chavez finished with 45 hits, seven doubles, 19 RBI and 19 walks and hit .315 with a .410 on-base percentage and a .364 slugging percentage.
- The Leander, Texas native led the team in walks and was second in runs scored (36) and tied for second in doubles. She was third on the team in on-base percentage and hits, fourth in batting average and had a 16-game streak of reaching base and a six-game hitting streak.
- Chavez finished the season with a four-game streak of reaching base and a two-game hitting streak.
- She posted 12 multiple hit games and five multiple RBI games.
- Her freshman season, she was named MW Freshman of the Week twice (Feb. 21 and March 28) and MW Player of the Week once (March 28).
- This season, Chavez has six hits and is hitting .286, which included hitting a combined .714 with five hits in the first two games of the season.

### MIDDLE (W)OMEN

- The Lobos are anchored in the middle infield with the stability and experience of Ashley Archuleta (second) and Rachael Hathoot (shortstop).
- To date, Archuleta has played in 121 games with 119 starts at second.
  - The Rio Rancho, New Mexico native is coming off her best season as a Lobo in terms of home runs (3), triples (5), batting average (.331), slugging percentage (.508) and RBI (25).
  - She finished the season on a 10-game hitting streak and had 13 games with multiple hits and eight games with multiple RBI.
  - In MW games, was second in hits (31), fifth in batting average (.437), sixth in slugging % (.676), 10th in on-base % (.481).
- Hathoot started all 22 games this season and all 50 games last season at shortstop, but has started all 144 games during her UNM career. The redshirt senior has shown her versatility, playing 42 games at second and four as a catcher her sophomore season (2021) and 26 games at third her freshman season. Hathoot missed 2022 due to injury.
  - She is also coming off her best season as a Lobo with 59 hits, nine doubles, seven triples, 31 RBI, 91 total bases, 12 walks, 38 runs scored, a .396 batting average, .452 on-base percentage and .611 slugging percentage.
  - She was 23-53 (.434) with runners in scoring position, 19-37 (.514) as the leadoff and 4-8 with bases loaded last season.
  - Her seven triples tied for the third most in a single season in program history, last done in 1998. It also ranked fifth in the NCAA and her 0.14 triples per game ranked seventh.

- Hathoot led the team in batting average, slugging percentage, on-base percentage, doubles, triples, runs scored and total bases and she tied for the team high in RBI.
- Her 59 hits were more than her freshman and sophomore season combined, as were her 91 total bases.
- Hathoot had a career-best 15-game hit streak and career-best 20-game streak of reaching base and led the team with 18 multiple hit games, five games with three hits while also having seven multiple RBI games.

#### TAKE ME HOME COUNTRY ROADS

- The Lobos head to the home state of Jewels Hanawahine (Waimanalo).
- On the season, the Lobos will travel to the home states for 19 Lobos in Arizona (two), California (five), Hawai'i (one), Louisiana (one) and Texas (10).

#### IT'S NOT HOW YOU START...

- UNM was picked eighth in the MW Preseason Coaches' Poll with 17 points and two points behind Utah State.

#### LAST ONE, BEST ONE FOR RACHAEL

- After earning Mountain West All-Conference First Team last season, New Mexico shortstop Rachael Hathoot has been selected by the conference coaches to the All-Mountain West Preseason Team, one of 12 position players and the only Lobo to earn the preseason distinction.
- "Rachael is a top three player in the Mountain West Conference," commented head softball coach Nicole Dickson. "She is talented, competitive and has a high game IQ. She's been a leader and set the tone from day 1. Her mentality, work ethic and drive are consistent, and I believe her best softball is in front of her this season."
- Hathoot enters the season after hitting .414 with a .643 slugging percentage and a .468 on-base percentage in 22 MW games in 2023. Against conference opponents, Hathoot recorded 29 hits, which included five doubles, four triples and a home run for 45 total bases and accounted for 19 runs and 13 RBI.
- The Albuquerque native led the Lobos in runs scored, was second in batting average, slugging percentage, on-base percentage, hits and total bases, tied for the team lead in triples and was third in runs batted in. Hathoot had nine multiple hit games with at least one hit in 18 conference games as well as seven MW games with at least one RBI and three games with multiple RBI.
- Among the MW, Hathoot finished tied for second in triples, fifth in hits, sixth in batting average, ninth in total bases, 11th in slugging percentage, 13th in on-base percentage and tied for 13th in runs scored. In addition, Hathoot turned six double plays, tied for the second most among conference players, and was third in assists (54).

#### IT STARTS IN THE CIRCLE

- From the time she was hired, Coach Dickson has repeatedly stated that success starts in the circle, and it starts with veteran returners Amber Linton and Taylor Snow.
- RHP Amber Linton appeared in a team-high 32 games and 25 starts, throwing 14 complete games and 158.2 innings last season. Linton led the MW with 164 strikeouts and 48 looking, while also leading in innings pitched. Her 14 complete games doubled her total from her sophomore season and in addition, she threw three shutouts and had 15 games with five or more strikeouts. Linton set a career high with 14 strikeouts at Utah State, one of three games that she finished with 10+ strikeouts. Her 164 strikeouts ranked 58th in the NCAA and were the fifth most in a single season in program history.
- Her 7.24 strikeouts per game in 2023 was the single-season program record, breaking her own record of 6.97 she set in 2022.
- Linton enters her senior season needing 123 strikeouts to set the career record at UNM, with the Lobo recording over 150 strikeouts her first two seasons at UNM.
- On Linton, Coach Dickson commented that, "Amber has been grinding all offseason to expand her pitch resume. She is the veteran of the staff and she's going to get the ball. I believe she has a chip on her shoulder from last season- she's hungry to win and her work ethic backs it up. If she commands the zone and we play defense behind her, she has the ability to be one of the top three pitchers in the Mountain West."
- In her first season at UNM, RHP Snow appeared in 29 games with 14 starts, throwing two complete games. She finished with a 4.86 ERA, pitching 90.2 innings and allowing 83 runs (63 earned), 128 hits, striking out 28 and walking 29. Snow had the second-most appearances, starts, innings pitched and strikeouts on the pitching staff and recorded two strikeouts in eight games with a season-high three strikeouts at Texas Tech on March 12.
- The Lobos added five pitchers, four of which are freshmen, in the offseason in McKenna Guest (RHP), Kenzie Jones (RHP) and Alina Ortiz (RHP) and Brooke Umali (LHP) and junior Emily Brouse (RHP), who previously played at Odessa.
- To date, Guest has made the most appearances with 15 and thrown a staff-high 57.2 innings with 11 starts, five complete games and one save. The Lobos have used six pitchers with each pitcher recording at least one start. Guest (four) and Snow (two) have earned a win.

#### NO LET UP IN NON-CONFERENCE

- Entering her second season at UNM, Coach Dickson put together a schedule that includes seven teams that competed in the NCAA Tournament last season (McNeese, Cal, Louisiana, Marist, Minnesota, GCU, and San Diego State from the MW) with a team that advanced to the Super Regionals, 15 teams that won over 30 games and three teams that won over 40 games last season.
- The Lobos will face three Power 5 teams in Cal (Pac-12), Minnesota (Big Ten) and Texas Tech (Big 12).

#### LIFE ON THE ROAD

- The Lobos have 13 of 54 total games at home.
- UNM's first 17 games of the season were on the road, taking the Lobos to Louisiana and three times to Texas with the home opener on Feb. 28 against Texas Tech.
- Following the Feb. 28 home game, the Lobos don't have another home game until the MW series against UNLV starting on March 22, which includes a prolonged stay on the road with a tournament in Phoenix and the Lobos heading straight to Honolulu.

#### A LOOK BACK AT 2023

- The Lobos made statistical improvements in Coach Nicole Dickson's first year at UNM, both in NCAA rankings and among program single-season stats.
- When it comes to program milestones:
  - The .299 batting average was the best batting average since 2015 and tied the best batting average in the last 11 years. UNM's 231 runs were the most since 2016, the 399 hits were the most since 2015, the 14 triples were the most since 2010, the 214 RBI the most since 2015 as was the .368 on-base percentage. The 40 stolen bases were the most since 2013.
  - UNM pitched 4 shutouts, the most since 2013 and turned 22 double plays, the most since 2015.
- UNM improved from 2022 to 2023 in 8 NCAA statistical categories:
  - The Lobos improved 141 spots in double plays turned per game (finished 27th with .44), improved 88 spots in triples per game (29th at .28), 87 spots in stolen bases per game (192nd at .80), 86 spots in batting average (45th at .299), 49 spots in runs per game (95th at 4.62), 46 spots in on-base percentage (68th at .368), 16 spots in shutouts (189 at 4) and 12 spots in slugging percentage (88th at .422).
- On opening weekend last season, UNM beat No. 19 Oregon State 8-0 in five innings for the first win against a ranked opponent since 2016 and the first run-rule of a ranked opponent since 2012.
- UNM had two players finish in the top 4 in the MW in batting average, with one returner in Rachael Hathoot (second at .396), and Hathoot also finished in the top 5 in the MW in hits (fifth at 59). Both Hathoot and Ashley Archuleta were among the top 2 in triples with Hathoot leading with seven and Archuleta tied for second with five.
- The Lobos had two MW Freshman of the Week and Player of the Week award winners and one MW Pitcher of the Week winner.
- UNM also had two First Team All-Mountain West players in Archuleta and Hathoot, the second for Archuleta and first for Hathoot, and the first time that UNM has had two earn spots on the first team since 2014.

#### FIRST GAME, FIRST WIN

- Coach Dickson became just the second coach to win in their Lobo coaching debut, doing so with the largest margin of victory (+9) when UNM run-ruled Nicholls 12-3 in five on Feb. 9, 2023. Erica Beach was the other head coach to win in her first game (a 10-2, five inning win against Utah Valley on Feb. 12, 2011).

#### ABOUT CLEVELAND STATE

- CSU has played nine games to date and is 3-6, 2-4 in neutral games.
- Brooke Albaugh leads with eight hits, three doubles, six RBI, 11 total bases, a .320 batting average, .433 on-base percentage and .440 slugging percentage.
- The Vikings have used five pitchers this season, led by five appearances and five starts with five complete games by Melissa Holzopf. Holzopf leads with 36.0 innings, which is more than the other four pitchers combined and 29.0 innings more than the next pitcher.
- CSU has stolen three bases, going 3-3 in attempts.

#### ABOUT UCONN

- UConn is 4-11 on the season, 3-8 in neutral games, and has lost its last five following losses to Ole Miss, Miami and then-No. 9 Clemson the weekend of Feb. 23-25.
- The Huskies have three players in double digit hits, led by 17 from Grace Jenkins, 15 from Lexi Hastings and 12 from Jana Sanden. Sanden leads with 15 RBI, with Sanden and Jenkins tied in total bases at 26. Jenkins (.378) and Hastings (.306) are hitting over .300. Jenkins leads with six doubles and Sanden leads with four home runs, accounting for four of the team's 10. Jenkins also leads with a .578 slugging percentage and a .463 on-base percentage.
- As a team, UConn has struck out 102 times compared to 39 walks.
- On the bases, Hastings is 10-12 with UConn 23-26 as a team and eight different players with at least one.
- UConn has used six players in the circle, led by Hallie Siems at eight starts and 40.2 innings. Meghan O'Neil has appeared in a team-high 11 games and has a staff-best 3.11 ERA. O'Neil has 30 strikeouts to nine walks, while Siems has struck out 37 to 13 walks.

#### ABOUT HAWAII

- Hawai'i enters the tournament 4-11 and 4-6 at home after going 3-2 last week.
- Dallas Millwood leads with a .313 batting average and a .410 on-base percentage, while Haley Johnson leads with 13 hits, one of five players with double digit hits. Johnson leads with four doubles and is tied for the team high in total bases at 20. Chloe Borges has hit four of UH's 10 home runs.
- The Rainbow Wahine have had five players make an appearance in the circle, led by seven appearances, six starts, three complete games and a team-high 30.1 innings by Addison Kostrencich. Keyannah Campbell-Pua has made six starts and pitched 26.0 innings with two complete games.



NUMERICAL ROSTER

#	NAME	POS	HT	YR	B/T	HOMETOWN (PREVIOUS SCHOOL)
00	DeNae Vasquez-Dickson	OF	5-4	Fr.	L/L	Grapevine, Texas (Colleyville Heritage HS)
1	Gabrielle Briones	UTIL	5-3	Fr.	R/R	Mesquite, Texas (Mesquite HS)
2	Savana Martinez	C	5-3	RS-Jr.	R/R	Albuquerque, N.M. (Rio Rancho HS)
3	Rachael Hathoot	INF	5-8	RS-Sr.	R/R	Albuquerque, N.M. (La Cueva HS)
4	Macie Andrews	OF	5-3	Fr.	R/R	Enid, Okla. (Chisholm HS)
5	Kenzie Jones	P	5-8	Fr.	R/R	Crawford, Texas (Crawford HS)
6	Alina Ortiz	P	5-6	Fr.	R/R	Corona, Calif. (Centennial HS)
7	Ashley Archuleta	INF	5-4	Jr.	L/R	Rio Rancho, N.M. (Cleveland HS)
8	Katherine Brunner	INF	5-7	Fr.	R/R	Katy, Texas (James E. Taylor HS)
9	Jewels Hanawahine	UTIL	5-9	Fr.	R/R	Waimanalo, Hawaii (Kamehameha Kapalama)
12	Savannah Braun	INF	5-10	Sr.	R/R	Tualatin, Ore. (Tualatin HS)
13	Elizabeth Baylor	OF	5-8	So.	R/R	Richmond, Texas (Churchill Fulshear HS)
14	Taylor Snow	P	5-10	RS-Jr.	R/R	Columbia, La. (Louisiana)
16	Brooke Umali	P	5-3	Fr.	L/L	Burlingame, Calif. (Aragon HS)
17	Amber Linton	P	6-0	Sr.	R/R	Franklin, Ind. (Indiana)
18	Grace Rana	C	5-6	So.	R/R	Queen Creek, Ariz. (Queen Creek HS)
20	Emma Bramson	INF	5-7	Jr.	R/R	Valencia, Calif. (Valencia HS)
21	Taylor Morgan	OF	5-6	So.	R/R	Gallup, N.M. (Trinidad State College)
23	McKenna Guest	P	5-6	Fr.	R/R	Pattonville, Texas (Prairiland HS)
24	Diamond Sandoval	OF	5-3	Sr.	R/R	Norwalk, Calif. (St. Paul HS)
25	Chloe Yeatts	C/INF	5-9	So.	R/R	Ardmore, Okla. (Lone Grove HS)
26	Karly Smith	OF	5-10	Fr.	L/R	Scottsdale, Ariz. (Horizon HS)
27	Hayden Luderer	UTIL	5-5	Fr.	R/R	Thousand Oaks, Calif. (Louisville HS)
28	Emily Brouse	P	6-0	Jr.	R/R	Harlan, Iowa (Odessa College)
33	Sydney Carithers	C/INF	5-6	Jr.	R/R	Fort Worth, Texas (Stephen F. Austin)
38	Keyannah Chavez	OF	5-1	So.	L/L	Leander, Texas (Glen HS)
44	Lauren Garcia	INF	5-11	RS-So.	R/R	El Paso, Texas (Montwood HS)
55	Amanda Croteau	INF	5-3	Fr.	R/R	Katy, Texas (Cinco Ranch HS)

COACHING STAFF

Head Coach: Nicole Dickson	2nd season	Eastern New Mexico
Assistant Coach: Morgan Spearman	2nd season	Angelo State
Assistant Coach: Skylar Black	2nd season	Stephen F. Austin
Assistant Coach: Sophie Hannabas	1st season	Stephen F. Austin

HOME

ARIZONA (2)

Grace Rana, Karly Smith

CALIFORNIA (5)

Emma Bramson, Hayden Luderer, Alina Ortiz, Diamond Sandoval, Brooke Umali

HAWAII (1)

Jewels Hanawahine

INDIANA (1)

Amber Linton

IOWA (1)

Emily Brouse

LOUISIANA (1)

Taylor Snow

NEW MEXICO (4)

Ashley Archuleta, Rachael Hathoot, Savana Martinez, Taylor Morgan

OKLAHOMA (2)

Macie Andrews, Chloe Yeatts

OREGON (1)

Savannah Braun

TEXAS (10)

Elizabeth Baylor, Gabrielle Briones, Katherine Brunner, Sydney Carithers, Keyannah Chavez, Amanda Croteau, Lauren Garcia, McKenna Guest, Kenzie Jones, Danae Vasquez-Dickson

PRONUNCIATION GUIDE

3	RACHAEL HATHOOT	Ray-chel HAT-hoot
9	Jewels HANAWAHINE	HA-nah-WHA-he-nay
12	Savannah BRAUN	BRAWN
16	Brooke UMALI	OOH-mall-e
18	Grace RANA	RAIN-ah
25	Chloe YEATTS	rhymes with Gates
27	Hayden LUDERER	Lew-DUR-urr
28	Emily BROUSE	rhymes with house
55	Amanda CROTEAU	Crow-toe
*audio pronunciations are available on their bio online		

CLASS

SENIORS (4)

17	Amber Linton	RHP
12	Savannah Braun	INF
3	Rachael Hathoot (RS)	INF
24	Diamond Sandoval	OF

JUNIORS (6)

7	Ashley Archuleta	INF
20	Emma Bramson	INF
28	Emily Brouse	P
33	Sydney Carithers	C
2	Savana Martinez (RS)	C
14	Taylor Snow (RS)	RHP

SOPHOMORES (6)

13	Elizabeth Baylor	OF
38	Keyannah Chavez	OF
44	Lauren Garcia (RS)	INF
21	Taylor Morgan	OF
18	Grace Rana	C
25	Chloe Yeatts	C

FRESHMEN (12)

4	Macie Andrews	OF
1	Gabrielle Briones	INF
8	Katherine Brunner	INF
55	Amanda Croteau	INF
23	McKenna Guest	RHP
9	Jewels Hanawahine	INF
5	Kenzie Jones	RHP
27	Hayden Luderer	UTIL
6	Alina Ortiz	P
26	Karly Smith	OF
16	Brooke Umali	LHP
00	DeNae Vasquez-Dickson	OF

POSITIONAL BREAKDOWN

PITCHERS (7)

5	Kenzie Jones
6	Alina Ortiz
14	Taylor Snow
16	Brooke Umali
17	Amber Linton
23	McKenna Guest
28	Emily Brouse

CATCHERS (2)

2	Savana Martinez
18	Grace Rana

CATCHER/INFIELDER (2)

25	Chloe Yeatts
33	Sydney Carithers

INFIELDER (7)

3	Rachael Hathoot
7	Ashley Archuleta
8	Katherine Brunner
12	Savannah Braun
20	Emma Bramson
44	Lauren Garcia
55	Amanda Croteau

OUTFIELDERS (7)

00	DeNae Vasquez-Dickson
4	Macie Andrews
13	Elizabeth Baylor
24	Diamond Sandoval
26	Karly Smith
38	Keyannah Chavez
UTILITY (3)	

1	Gabrielle Briones
9	Jewels Hanawahine
27	Hayden Luderer



**DeNae Vasquez-Dickson**  
OF • 5-4 • FR. • L/L  
Grapevine, Texas



**Gabrielle Briones**  
UTIL • 5-3 • FR. • R/R  
Mesquite, Texas



**Savana Martinez**  
C • 5-3 • RS-JR. • R/R  
Albuquerque, N.M.



**Rachael Hathoot**  
INF • 5-8 • RS-SR. • R/R  
Albuquerque, N.M.



**Macie Andrews**  
OF • 5-3 • FR. • R/R  
Enid, Okla.



**Kenzie Jones**  
P • 5-8 • FR. • R/R  
Crawford, Texas



**Alina Ortiz**  
P • 5-6 • FR. • R/R  
Corona, Calif.



**Ashley Archuleta**  
INF • 5-4 • JR. • L/L  
Rio Rancho, N.M.



**Katherine Brunner**  
INF • 5-7 • FR. • R/R  
Katy, Texas



**Jewels Hanawahine**  
UTIL • 5-9 • FR. • R/R  
Waimanalo, Hawai'i



**Savannah Braun**  
INF • 5-10 • SR. • R/R  
Tualatin, Ore.



**Elizabeth Baylor**  
OF • 5-8 • SO. • R/R  
Richmond, Texas



**Taylor Snow**  
P • 5-10 • RS-JR. • R/R  
Columbia, La.



**Brooke Umali**  
P • 5-3 • FR. • L/L  
Burlingame, Calif.



**Amber Linton**  
P • 6-0 • SR. • R/R  
Franklin, Ind.



**Grace Rana**  
C • 5-6 • SO. • R/R  
Queen Creek, Ariz.



**Emma Bramson**  
INF • 5-7 • JR. • R/R  
Valencia, Calif.



**Taylor Morgan**  
OF • 5-6 • SO. • R/R  
Gallup, N.M.



**McKenna Guest**  
P • 5-6 • FR. • R/R  
Pattonville, Texas



**Diamond Sandoval**  
OF • 5-3 • SR. • R/R  
Norwalk, Calif.



**Chloe Yeatts**  
C/INF • 5-9 • SO. • R/R  
Ardmore, Okla.



**Karly Smith**  
OF • 5-10 • FR. • L/R  
Scottsdale, Ariz.



**Hayden Luderer**  
UTIL • 5-5 • FR. • R/R  
Thousand Oaks, Calif.



**Emily Brouse**  
P • 6-0 • JR. • R/R  
Harlan, Iowa



**Sydney Carithers**  
C/INF • 5-6 • JR. • R/R  
Fort Worth, Texas



**Keyannah Chavez**  
OF • 5-1 • SO. • L/L  
Leander, Texas



**Lauren Garcia**  
INF • 5-11 • RS-SO. • R/R  
El Paso, Texas



**Amanda Croteau**  
INF • 5-3 • FR. • R/R  
Katy, Texas



**Nicole Dickson**  
Head Coach



**Morgan Spearman**  
Assistant Coach



**Skylar Black**  
Assistant Coach



**Sophie Hannabas**  
Assistant Coach



## HEAD COACH NICOLE DICKSON



Nicole Dickson enters her second season as head coach of the Lobo softball program in 2023-24. Hired on June 3, 2022, Dickson is the sixth head coach in program history.

The Lobos took significant statistical strides in her first year in Albuquerque, producing numbers that hadn't been achieved in several years. Of note, UNM's .299 batting average was the best since 2015 and tied the best average for the program in the last 11 years. The 399 hits and 231 runs scored were the most since 2015 and 2016, respectively, and the 214 RBI and .368 on-base percentage were the highest since 2015. The team's 14 triples were the most in a single season since 2010 and the Lobos' 40 stolen bases were the most since 2013. Defensively, the Lobos led the MW with 22 double plays, the most turned since 2015 and the four shutouts were the most since 2013.

Additionally, UNM jumped in the NCAA rankings from a season ago in eight categories: batting average (a ranking improvement of 86 spots), triples per game (88 spots), stolen bases per game (87 spots), runs (49 spots), on-base percentage (46 spots), slugging percentage (12 spots), shutouts (16 spots) and double plays turned (141 spots). The Lobos ranked 45th in batting average, 27th in double plays per game, 29th in triples per game, 68th in on-base percentage and 88th in slugging percentage.

It didn't take long to see the potential as with UNM's season-opening win over Nicholls, Dickson became just the second Lobo head coach in program history to win in their coaching debut, doing so with the largest margin of victory (12-3 in five innings). Three games later, Dickson and the Lobos made more history, beating No. 19 Oregon State 8-0 in five innings for UNM's first win over a ranked opponent since 2016 and UNM's first run-rule win over a ranked opponent since 2012.

During the season, Dickson guided the Lobos to their first series win over Nevada since 2015, UNM's 8-0 win over SJSU on March 25 was the first shutout against the Spartans since May 8, 2015, and the 12 runs scored against CSU on April 16 were the most runs the Lobos have scored against the Rams since April 15, 2016. In the March 19th win at Utah State, the Lobos finished with 18 hits, 15 runs and struck out 14 Aggies, with the 18 hits the most since 2018 and the 15 runs were the most since 2019. The 15 runs were the most against the Aggies since April 26, 2014, and the 14 strikeouts by Amber Linton were the most in a game by a Lobo since 2013.

Among the conference, UNM had players in the top four in the MW in batting average (Rachael Hathoot second at .396 and Peyton Robinson fourth at .380), two players in the top 5 in the MW in hits (Robinson fourth at 60 and Hathoot fifth at 59), two players in the top 2 in triples (Hathoot first at seven and Ashley Archuleta tied for second at 5) and had two MW Player of the Week, one Pitcher of the Week and two Freshman of the Week honors.

UNM produced two All-Mountain West First Team members in Archuleta and Hathoot, who each had their best seasons in a Lobo uniform.

Hathoot produced her best season as a Lobo with 59 hits, nine doubles, seven triples, 31 RBI, 91 total bases, 12 walks, 38 runs scored, a .396 batting average, .452 on-base percentage and .611 slugging percentage and her seven triples tied for the third most in a single season in program history, last done in 1998. Her 59 hits were more than her freshman and sophomore seasons combined, as were her total bases. Further, she had a career-best 15-game hit streak and career-best 20-game streak of reaching base, while also leading the team with 18 multiple hit games, five games with three hits and had seven multiple RBI games with a career-high five RBI against NMSU. Among the MW, the Lobo led the MW in triples and assists (114), was second in fielding double plays, second in batting average, fifth in hits, eighth in slugging percentage and total bases and ninth in on-base percentage. Archuleta finished with 43 hits, four doubles, five triples (tied for the ninth most in a single season in program history) and three home runs, 25 RBI and 66 total bases, had a .508 slugging percentage, .331 batting average and .401 on-base percentage. She finished her best season as a Lobo in terms of home runs, triples, batting average, slugging percentage and stolen bases.

In the circle, Amber Linton recorded a MW-best 164 strikeouts and set a program record in strikeouts per game at 7.24, besting her own program record of 6.97 she set in 2022. Her 14 complete games doubled her total from the previous year and she also registered 15 games with five or more strikeouts and three games with 10-plus strikeouts, an improvement over last season as well.

Nationally, Hathoot finished 53rd in the NCAA in batting average, fifth in triples and seventh in triples per game, Archuleta finished 28th in triples and 30th in triples per game, Robinson finished 30th in sacrifice bunts and Linton finished 58th in strikeouts.

"I am excited to have Nicole join the Lobo Family," said Vice President/Director of Athletics Eddie Nuñez at the time of her hire. "She has been highly successful at multiple levels, and she has a history of building programs. Her vision for what Lobo Softball can be, and how to build it, is what we need to bring our program to a championship level."

Prior to arriving at UNM, Dickson spent six seasons as the head coach at Stephen F. Austin, with the Ladyjacks surpassing 30 wins in four of five seasons and were on pace for another stellar result in the shortened 2020 season with a 19-4 record. Through her six seasons, Dickson compiled a 169-123 record and was named the 2021 Southland Conference Coach of the Year.

Under her leadership, SFA had 20 all-conference selections, as well as two hitter of the year and pitcher of the year selections, a player of the year and a freshman of the year.

"I am grateful for the opportunity to join UNM Athletics," Dickson stated upon her selection as the new Lobo head coach. "I really value, and aligned with, the core values and vision for the program. Both Eddie Nuñez and Deputy A.D. for External Affairs Dave Williams are all in, and are willing to support the student-athletes to have a quality experience and want to see softball be successful. I loved the community and coaches and the beautiful campus sells itself."

"I am excited to work with the student-athletes and develop a competitive, hard-working culture focused on getting better every day. The goal is to compete for championships and represent the campus and community positively on and off the field."

In her last season at SFA, the Ladyjacks went 18-6 in conference play and 31-27 overall, winning the Southwest Division and advancing to the WAC Tournament final as the No. 2 seed. The Ladyjacks had three players make the All-WAC team with Cassidy Wilbur claiming Pitcher of the Year. Wilbur struck out a conference-best 219 batters, holding the opposition to a .211 batting average while recording a WAC-high 37 appearances and tying the WAC lead in wins with 19. In her 18 complete games, she recorded a conference-high six shutouts.

Prior to that, the Ladyjacks won their second Southland Conference regular season title in 2021 with a 35-12 overall and 25-2 conference record, resulting in Dickson being selected Coach of the Year.

As a result of Dickson's and the Ladyjacks' success, three players were named to the 2021 NFCA All-Region Division I teams, with two first team selections and a third team selection. In addition, under her guidance, SFA had seven named to the all-conference teams that included the Southland Conference's Pitcher of the Year, Hitter of the Year and Player of the Year. Wilbur was also named Southland Conference Pitcher and Player of the Year in the league, the first time a Ladyjack has collected both honors simultaneously, as well as named a JWOS All-American Second Team.

Further, in 2021, the program set three program records. SFA's 25 league wins and just two conference losses were a program best, with the team setting another program record with 18 consecutive wins.

In the shortened 2020 season, Dickson and the Ladyjacks went 19-4 and set a program record with a then-13 consecutive wins with a NCAA Division I best nine true road wins. In the 2019, SFA went 36-23, compiling wins over Power Five programs Illinois, Mississippi State, Indiana and Baylor.

Before taking the helm at SFA, Dickson gained experience as the head coach at Tyler Junior College (2013-16) and a spent a year as the head coach at Paris Junior College (2012-13). Dickson got her start in coaching as a graduate assistant at Hardin-Simmons in 2008 before getting her first coaching job as an assistant coach at Howard College in 2010.

Dickson earned a B.S. in health and physical education from Eastern New Mexico in 2008 and earned a master's in sports management and kinesiology from Hardin-Simmons in 2009.

In addition, Coach Dickson's first win at SFA was against UNM (a 5-1 win on Feb. 17, 2017).

HEAD COACH NICOLE DICKSON

YEAR-BY-YEAR

YEAR	SCHOOL	OVERALL	CONFERENCE
2024	New Mexico	6-16 (.273)	0-0
2023	New Mexico	19-31 (.380)	6-16 (.273)
2022	Stephen F. Austin	31-27 (.534)	18-6 (.750)
2021	Stephen F. Austin	35-12 (.745)	25-2 (.926)
2020	Stephen F. Austin	19-4 (.826)	3-0 (1.000)
2019	Stephen F. Austin	36-23 (.610)	18-9 (.667)
2018	Stephen F. Austin	31-24 (.564)	18-9 (.667)
2017	Stephen F. Austin	17-33 (.340)	9-15 (.375)
2016	Tyler JC	60-6 (.909)	27-1 (.964)
2015	Tyler JC	39-18 (.684)	18-10 (.643)
2014	Tyler JC	Hired to start softball program	
2013	Paris JC		
2012	Paris JC		

COACHING HISTORY

2017-22: Stephen F. Austin, Head Coach  
2013-16: Tyler Junior College, Head Coach  
2012-13: Paris Junior College, Head Coach  
2010-12: Howard College, Assistant Coach  
2008-09: Hardin-Simmons, Graduate Assistant

COACH DICKSON UNM RECORDS

OPPONENT	Series	H	A	N
Abilene Christian	0-2		0-2	
Arizona State	0-1		0-1	
Boise State	0-3	0-3		
Buffalo	3-0			3-0
Cal	0-1			0-1
Cal State Bakersfield	2-0	2-0		
Charlotte	1-0			1-0
Chattanooga	0-1			0-1
Colorado State	1-1	1-1		
Creighton	1-0			1-0
Fresno State	0-3		0-3	
Grand Canyon	0-2		0-2	
Houston	1-0			1-0
Houston Christian	0-1			0-1
Louisiana	0-1		0-1	
LSU	0-2		0-2	
Manhattan	1-0			1-0
Marist	2-0			2-0
McNeese	0-1		0-1	
Minnesota	0-1			0-1
Montana	1-0			1-0
Nebraska	0-2			0-2
Nevada	2-1	2-1		
New Mexico State	1-1	1-0	0-1	
Nicholls	1-0		1-0	
North Texas	0-2		0-2	
Oklahoma State	0-1			0-1
Oregon State	1-1			1-1
Pacific	0-1			0-1
San Diego State	0-3		0-3	
San José State	2-1	2-1		
Santa Clara	0-1			0-1
Stephen F. Austin	1-1			1-1
Tennessee State	1-0			1-0
Texas Tech	0-4	0-1	0-2	0-1
Toledo	1-0			1-0
UNLV	0-2		0-2	
Utah State	1-2		1-2	
UTEP	1-3	1-1	0-2	
Washington	0-1			0-1
	25-47	9-8	2-26	14-13

RANKED WINS AT UNM

No. 19 Oregon State 8-0 (5) 2/11/23

OVERALL RANKED WINS

No. 16 Indiana 1-0 3/1/19  
No. 24 Mississippi St. 1-0 2/10/19  
No. 25 Illinois 7-2 2/23/19  
No. 19 Oregon State 8-0 (5) 2/11/23

COACH DICKSON ALL-TIME RECORDS

OPPONENT	Series	H	A	N
Abilene Christian	9-11	2-4	7-7	
Arizona State	0-1		0-1	
Arkansas-Pine Bluff	1-0			1-0
Austin Peay	1-0			1-0
Baylor	1-3	0-1	1-2	
Belmont	1-0			1-0
Boise State	0-3	0-3		
Bowling Green	0-1			0-1
Buffalo	3-0			3-0
Butler	1-1			1-1
Cal	0-1			0-1
Cal State Bakersfield	2-0	2-0		
Central Arkansas	6-6	2-1	4-4	0-1
Charlotte	1-0			1-0
Chattanooga	0-1			0-1
Colorado State	1-1	1-1		
Coppin State	1-0			1-0
Creighton	1-0			1-0
Drake	1-0			1-0
Evansville	0-1			0-1
Fresno State	0-3		0-3	
Georgia State	0-1			0-1
Grambling State	1-0			1-0
Grand Canyon	1-3		0-2	1-2
Hofstra	1-0			1-0
Houston	1-2		0-2	1-0
Houston Baptist	10-3	7-2	3-0	0-1
Illinois	1-0			1-0
Illinois State	0-1			0-1
Incarinate Word	11-1	2-1	9-0	
Indiana	1-0			1-0
Jackson State	3-0	1-0		2-0
Jacksonville	1-1			1-1
Jacksonville St.	1-0			1-0
Kansas	0-3			0-3
Kent State	1-0			1-0
Lamar	15-6	7-5	8-1	
Louisiana	0-3		0-3	
Louisiana-Monroe	6-3	1-1	4-2	1-0
LSU	0-6		0-6	
Louisiana Tech	2-4	2-1	0-2	0-1
Manhattan	1-0			1-0
Marist	2-0			2-0
Maryland	1-0			1-0
McNeese	4-10	4-3	0-5	0-2
Memphis	3-0	2-0		1-0
Middle Tennessee	4-0	1-0		3-0
Minnesota	0-1			0-1
Mississippi State	1-3		1-3	
Mississippi Valley	2-1			2-1
Missouri	0-1		0-1	
Missouri State	1-5		0-1	1-4
Montana	1-0			1-0
Nebraska	0-2			0-2
Nevada	2-1	2-1		
New Mexico	2-0			2-0
New Mexico State	1-1	1-0	0-1	
Nicholls	5-5	4-2	1-3	
North Texas	0-6		0-6	
Northern Iowa	2-0			2-0
Northwestern State	8-3	6-3	1-0	1-0
Oklahoma State	0-1			0-1
Ole Miss	0-3		0-3	
Oregon	0-1			0-1
Oregon State	1-1			1-1
Pacific	0-1			0-1
Pitt	0-1			0-1
Prairie View	6-0	2-0	4-0	
Purdue	2-0			2-0
Sam Houston State	13-6	5-1	8-4	0-1
San Diego State	0-3		0-3	
San José State	2-1	2-1		
Santa Clara	0-1			0-1
Seattle	2-0			2-0
South Alabama	2-3		2-3	
South Dakota State	0-1			0-1
Southeastern La.	1-3		1-2	0-1
Southern	3-0			3-0
Southern Illinois	0-1			0-1
Southern Miss	1-1		1-1	
Stephen F. Austin	1-1			1-1
Syracuse	0-1			0-1
Tarleton State	6-2	2-1	3-0	1-1
Tennessee State	1-0			1-0
Tennessee Tech	1-1			1-1
Texas Arlington	2-3	1-1	1-2	
Texas A&M	0-5		0-5	
Texas A&M-CC	8-1	3-0	5-1	
Texas Southern	8-0	3-0	4-0	1-0
Texas Tech	0-5	0-1	0-2	0-2
Toledo	1-0			1-0
UMKC	0-2			0-2
UNLV	0-2		0-2	
USC Upstate	0-1			0-1
UTEP	1-3	1-1	0-2	
Utah State	1-2		1-2	
UT Martin	1-0			1-0
Valparaiso	1-0			1-0
Washington	0-1			0-1
Western Kentucky	0-2			0-2
Western Michigan	3-0			3-0
	194-170	66-35	69-87	59-48

SERIES HISTORY

CLEVELAND STATE  
FIRST MEETING

UConn		
Series Record: 1-3-1		
3/14/90	L	6-0
3/14/90	L	4-0
3/15/03	T	1-1
3/22/03	W	2-1
3/3/19	L	2-1

HAWAII		
Series Record: 7-16		
3/12/91	W	2-1
3/13/91	L	4-1
3/13/91	L	1-0
3/28/92	L	4-3
2/25/93	W	3-2
3/20/93	L	2-1
3/26/97	L	10-7
3/26/97	L	10-2
4/30/97	W	12-4
4/30/97	L	14-0
4/11/98	L	3-0
4/11/98	L	4-1
4/12/98	L	6-0
4/12/98	L	4-2
3/23/99	L	9-6
3/24/99	W	3-2
3/24/99	W	7-5
5/13/99	L	3-2
2/17/06	W	7-3
2/16/18	L	5-1
2/20/19	L	2-1
2/22/19	L	3-2
2/23/19	W	3-2

STAT COMPARISON

	UNM	CSU	UC
OFFENSE			
AVG.	.254	.234	.233
OB %	.327	.306	.312
SLG%	.332	.270	.359
RUNS   AVG.	73   3.3	22   2.4	54   3.6
HITS   AVG.	140   6.4	52   5.8	90   6.0
BB   AVG.	48   2.2	19   2.1	39   2.6
RBI	64	18	50
HR	5	0	10
SB-ATT	26-28	3-3	23-26

PITCHING			
ERA	5.46	5.25	4.17
SO   AVG.	78   3.5	31   3.4	79   5.3
BB   AVG.	73   3.3	34   3.8	36   2.4
OPP. AVG.	.320	.325	.270

FIELDING			
DP	10	3	5
FLD %	.957	.928	.956

UH			
OFFENSE			
AVG.	.240		
OB %	.322		
SLG%	.365		
RUNS   AVG.	45   3.0		
HITS   AVG.	87   5.8		
BB   AVG.	33   2.2		
RBI	39		
HR	10		
SB-ATT	4-5		

PITCHING			
ERA	6.01		
SO   AVG.	33   2.2		
BB   AVG.	59   3.9		
OPP. AVG.	.315		

FIELDING			
DP	4		
FLD %	.947		

UNM WHEN HOME/AWAY/NEUTRAL			
STAT	HOME (1)	AWAY (9)	NEUTRAL (12)
RUNS	2	17	54
Opp	9	54	73
BAVG.	.231	.198	.294
Opp	.333	.311	.324
HITS	6	43	91
Opp	10	71	105
HR	1	1	3
SO	8	35	47
Opp	1	32	45
BB	3	6	39
Opp	3	26	44
ERA	8.00	5.55	5.16
Opp	2.00	1.28	4.20





BY MONTH

BATTING

MONTH	AVG.	G	AB	R	H	2B	3B	HR	RBI	TB	SLG%	BB	SO	OB%	SF	SH	SB	SBA
Feb.	.252	18	445	61	112	15	3	4	53	145	.326	41	72	.328	5	11	24	26
March	.262	4	107	12	28	5	1	1	11	38	.355	7	18	.325	0	5	2	2
April																		
May																		
TOT	.254	22	552	73	140	20	4	5	64	183	.332	48	90	.327	5	16	26	28

PITCHING

Month	ERA	W-L	G	CG	SHO	SV	IP	H	R	ER	SO	BB	2B	3B	HR	AVG.	WP	HBP
Feb.	5.92	4-14	18	6	0	1	110.0	158	123	93	68	68	33	3	13	.327	8	12
March	3.50	2-2	4	1	0	0	26.0	28	13	13	10	5	6	2	3	.283	1	2
April																		
May																		
TOT	5.46	6-16	22	7	0	1	136.0	186	136	106	78	73	39	5	16	.320	9	14

2024 MW PLAYERS OF THE WEEK

PLAYER OF THE WEEK      PITCHER OF THE WEEK      FRESHMAN OF THE WEEK



**GAME-BY-GAME STARTERS****BY POSITION**

DATE	OPPONENT	SP	C	1B	2B	SS	3B	LF	CF	RF	DP
2/9	Tennessee St.	Linton	Carithers	Yeatts	Archuleta	Hathoot	Bramson	Andrews	Chavez	Baylor	Brunner
2/9	McNeese	Snow	Carithers	Yeatts	Archuleta	Hathoot	Bramson	Andrews	Chavez	Baylor	Brunner
2/10	Chattanooga	Guest	Carithers	Yeatts	Archuleta	Hathoot	Bramson	Andrews	Chavez	Baylor	Brunner
2/10	Cal	Snow	Carithers	Yeatts	Archuleta	Hathoot	Brunner	Baylor	Chavez	Bramson	Garcia
2/11	Louisiana	Guest	Carithers	Yeatts	Briones	Hathoot	Brunner	Baylor	Chavez	Bramson	Archuleta
2/14	UTEP	Guest	Carithers	Yeatts	Archuleta	Hathoot	Brunner	Vasquez-Dickson	Chavez	Baylor	Bramson
2/14	UTEP	Linton	Carithers	Yeatts	Archuleta	Hathoot	Brunner	Andrews	Chavez	Baylor	Bramson
2/16	Marist	Guest	Rana	Yeatts	Archuleta	Hathoot	Brunner	Vasquez-Dickson	Chavez	Baylor	Bramson
2/16	ACU	Brouse	Carithers	Yeatts	Archuleta	Hathoot	Brunner	Vasquez-Dickson	Chavez	Baylor	Bramson
2/17	HCU	Guest	Carithers	Yeatts	Archuleta	Hathoot	Brunner	Vasquez-Dickson	Chavez	Baylor	Bramson
2/18	Marist	Jones	Carithers	Yeatts	Archuleta	Hathoot	Brunner	Vasquez-Dickson	Chavez	Baylor	Bramson
2/18	ACU	Guest	Rana	Yeatts	Archuleta	Hathoot	Bramson	Vasquez-Dickson	Chavez	Baylor	Brunner
2/23	SFA	Guest	Carithers	Yeatts	Archuleta	Hathoot	Brunner	Luderer	Chavez	Baylor	Bramson
2/23	North Texas	Snow	Carithers	Yeatts	Archuleta	Hathoot	Briones	Baylor	Luderer	Bramson	Chavez
2/24	SFA	Guest	Carithers	Yeatts	Archuleta	Hathoot	Briones	Vasquez-Dickson	Chavez	Baylor	Bramson
2/24	North Texas	Snow	Rana	Bramson	Archuleta	Hathoot	Brunner	Vasquez-Dickson	Luderer	Baylor	Smith
2/25	Minnesota	Guest	Carithers	Bramson	Archuleta	Hathoot	Brunner	Vasquez-Dickson	Luderer	Baylor	Chavez
2/28	Texas Tech	Guest	Yeatts	Bramson	Archuleta	Hathoot	Carithers	Vasquez-Dickson	Chavez	Baylor	Brunner
3/1	Pacific	Snow	Yeatts	Bramson	Archuleta	Hathoot	Carithers	Vasquez-Dickson	Chavez	Smith	Brunner
3/1	Montana	Umali	Yeatts	Bramson	Archuleta	Hathoot	Carithers	Vasquez-Dickson	Chavez	Luderer	Smith
3/2	Toledo	Guest	Yeatts	Bramson	Archuleta	Hathoot	Carithers	Chavez	Luderer	V.-Dickson	Smith
3/2	GCU	Snow	Rana	Bramson	Brunner	Hathoot	Carithers	Chavez	Luderer	V.-Dickson	Yeatts
3/6	Cleveland St.										
3/7	UConn										
3/7	Hawai'i										
3/8	UConn										
3/8	Hawai'i										
3/12	Texas Tech										
3/12	Texas Tech										
3/15	San José St.										
3/16	San José St.										
3/17	San José St.										
3/22	UNLV										
3/23	UNLV										
3/24	UNLV										
3/26	New Mexico St.										
3/26	New Mexico St.										
3/28	Nevada										
3/29	Nevada										
3/30	Nevada										
4/3	San Diego St.										
4/3	San Diego St.										
4/6	Colorado St.										
4/7	Colorado St.										
4/16	NMSU										
4/19	Utah St.										
4/20	Utah St.										
4/21	Utah St.										
4/26	Boise St.										
4/27	Boise St.										
4/28	Boise St.										
5/2	Fresno St.										
5/3	Fresno St.										
5/4	Fresno St.										

**BREAKDOWN**

SP	C	1B	2B	SS	3B	LF	CF	RF	DP
Guest (11)	Carithers (14)	Yeatts (15)	Archuleta (20)	Hathoot (22)	Brunner (11)	Vas.-D (12)	Chavez (17)	Baylor (15)	Bramson (8)
Snow (6)	Rana (4)	Bramson (7)	Briones (1)		Carithers (5)	Andrews (4)	Luderer (5)	Bramson (3)	Brunner (6)
Linton (2)	Yeatts (4)		Brunner (1)		Bramson (4)	Baylor (3)		V.-Dickson (2)	Smith (3)
Brouse (1)					Briones (2)	Chavez (2)		Luderer (1)	Chavez (2)
Jones (1)						Luderer (1)		Smith (1)	Archuleta (1)
Umali (1)									Garcia (1)
									Yeatts (1)

GAME-BY-GAME STARTERS

BY BATTING ORDER

DATE	OPPONENT	1	2	3	4	5	6	7	8	9
2/9	Tennessee St.	Hathoot	Chavez	Archuleta	Yeatts	Bramson	Brunner	Baylor	Carithers	Andrews
2/9	McNeese	Hathoot	Archuleta	Yeatts	Chavez	Brunner	Baylor	Carithers	Bramson	Andrews
2/10	Chattanooga	Hathoot	Archuleta	Yeatts	Chavez	Brunner	Baylor	Carithers	Bramson	Andrews
2/10	Cal	Archuleta	Hathoot	Yeatts	Chavez	Garcia	Brunner	Baylor	Bramson	Carithers
2/11	Louisiana	Chavez	Hathoot	Yeatts	Bramson	Archuleta	Brunner	Baylor	Briones	Carithers
2/14	UTEP	Hathoot	Chavez	Yeatts	Archuleta	Bramson	Brunner	Baylor	Carithers	Vas.- Dickson
2/14	UTEP	Hathoot	Bramson	Yeatts	Archuleta	Chavez	Baylor	Brunner	Carithers	Andrews
2/16	Marist	Hathoot	Vas.-Dickson	Archuleta	Bramson	Brunner	Yeatts	Baylor	Chavez	Rana
2/16	ACU	Hathoot	Vas.-Dickson	Archuleta	Bramson	Brunner	Yeatts	Baylor	Chavez	Carithers
2/17	HCU	Hathoot	Chavez	Archuleta	Bramson	Yeatts	Brunner	Baylor	Carithers	Vas.-Dickson
2/18	Marist	Hathoot	Archuleta	Yeatts	Brunner	Bramson	Chavez	Baylor	Carithers	Vas.-Dickson
2/18	ACU	Hathoot	Archuleta	Yeatts	Brunner	Bramson	Chavez	Baylor	Rana	Vas.-Dickson
2/23	SFA	Hathoot	Chavez	Archuleta	Yeatts	Bramson	Brunner	Baylor	Carithers	Luderer
2/23	North Texas	Hathoot	Chavez	Archuleta	Yeatts	Bramson	Briones	Baylor	Carithers	Luderer
2/24	SFA	Hathoot	Chavez	Archuleta	Yeatts	Bramson	Baylor	Briones	Carithers	Vas.-Dickson
2/24	North Texas	Archuleta	Vas.-Dickson	Hathoot	Brunner	Bramson	Smith	Baylor	Rana	Luderer
2/25	Minnesota	Archuleta	Chavez	Hathoot	Bramson	Brunner	Baylor	Vas.-Dickson	Carithers	Luderer
2/28	Texas Tech	Chavez	Hathoot	Archuleta	Bramson	Yeatts	Brunner	Baylor	Carithers	Vas.-Dickson
3/1	Pacific	Chavez	Hathoot	Archuleta	Yeatts	Bramson	Brunner	Smith	Carithers	Luderer
3/1	Montana	Chavez	Hathoot	Archuleta	Yeatts	V.-Dickson	Bramson	Smith	Luderer	Carithers
3/2	Toledo	Chavez	Hathoot	Archuleta	Yeatts	V.-Dickson	Bramson	Smith	Luderer	Carithers
3/2	GCU	Chavez	Hathoot	Yeatts	Brunner	V.-Dickson	Bramson	Rana	Luderer	Carithers
3/6	Cleveland St.									
3/7	UConn									
3/7	Hawai'i									
3/8	UConn									
3/8	Hawai'i									
3/12	Texas Tech									
3/12	Texas Tech									
3/15	San José St.									
3/16	San José St.									
3/17	San José St.									
3/22	UNLV									
3/23	UNLV									
3/24	UNLV									
3/26	New Mexico St.									
3/26	New Mexico St.									
3/28	Nevada									
3/29	Nevada									
3/30	Nevada									
4/3	San Diego St.									
4/3	San Diego St.									
4/6	Colorado St.									
4/7	Colorado St.									
4/16	NMSU									
4/19	Utah St.									
4/20	Utah St.									
4/21	Utah St.									
4/26	Boise St.									
4/27	Boise St.									
4/28	Boise St.									
5/2	Fresno St.									
5/3	Fresno St.									
5/4	Fresno St.									

BREAKDOWN

LEADOFF

Hathoot (13)  
Chavez (6)  
Archuleta (3)

2ND

Chavez (7)  
Hathoot (7)  
Archuleta (4)  
Vasquez-Dickson (3)  
Bramson (1)

3RD

Archuleta (11)  
Yeatts (9)  
Hathoot (2)

CLEANUP

Yeatts (7)  
Bramson (6)  
Brunner (4)  
Chavez (3)  
Archuleta (2)

5TH

Bramson (9)  
Brunner (5)  
Vasquez-Dickson (3)  
Yeatts (2)  
Archuleta (1)  
Chavez (1)  
Garcia (1)

6TH

Brunner (7)  
Baylor (5)  
Bramson (3)  
Chavez (2)  
Yeatts (2)  
Briones (1)  
Smith (1)  
Vasquez-Dickson (1)

7TH

Baylor (13)  
Brunner (2)  
Carithers (2)  
Smith (2)  
Briones (1)  
Rana (1)  
Vasquez-Dickson (1)

8TH

Carithers (10)  
Bramson (3)  
Luderer (3)  
Chavez (2)  
Rana (2)  
Briones (1)  
Smith (1)

9TH

Carithers (7)  
Vasquez-Dickson (6)  
Andrews (4)  
Luderer (4)  
Rana (1)



NEW MEXICO OVERALL STATISTICS

Record: 6-16 Home: 0-1 Away: 0-9 Neutral: 6-6 MW: 0-0

Player	avg	gp-gs	ab	r	h	2b	3b	hr	rbi	tb	slg%	bb	hp	so	gdp	ob%	sf	sh	sb-att	po	a	e	fld%
38 CHAVEZ, Keyannah	.431	22-21	58	12	25	3	2	2	7	38	.655	6	1	7	0	.492	0	5	3-4	35	1	2	.947
3 HATHOOT, Rachael	.324	22-22	68	12	22	2	0	0	4	24	.353	3	1	4	0	.351	2	4	3-3	31	52	3	.965
7 ARCHULETA, Ashley	.274	21-21	62	9	17	5	1	0	8	24	.387	8	2	15	0	.375	0	0	6-7	34	25	4	.937
20 BRAMSON, Emma	.267	22-22	60	9	16	1	1	0	6	19	.317	3	2	5	0	.313	2	3	4-4	55	4	4	.937
25 YEATTS, Chloe	.242	22-20	62	5	15	4	0	3	14	28	.452	3	4	11	3	.319	0	0	0-0	79	4	1	.988
0 VASQUEZ-DICKSO	.233	21-14	43	5	10	1	0	0	7	11	.256	4	0	4	0	.298	0	2	2-2	32	2	1	.971
13 BAYLOR, Elizabeth	.213	19-18	47	5	10	0	0	0	2	10	.213	3	1	7	2	.275	0	0	2-2	17	0	0	1.000
8 BRUNNER, Katherine	.200	21-18	50	3	10	2	0	0	7	12	.240	4	1	13	0	.273	0	0	1-1	16	9	3	.893
33 CARITHERS, Sydney	.158	21-19	38	7	6	2	0	0	5	8	.211	5	2	6	0	.283	1	1	3-3	66	14	4	.952
-----																							
9 HANAWAHINE, Jewels	.500	2-0	2	0	1	0	0	0	0	1	.500	0	0	1	0	.500	0	0	0-0	0	0	0	.000
1 BRIONES, Gabrielle	.200	7-3	10	1	2	0	0	0	0	2	.200	0	0	2	1	.200	0	0	1-1	5	5	0	1.000
26 SMITH, Karly	.143	11-4	14	0	2	0	0	0	2	2	.143	4	0	5	0	.333	0	0	0-0	1	0	0	1.000
18 RANA, Grace	.143	7-4	7	0	1	0	0	0	1	1	.143	1	1	1	0	.333	0	1	0-0	16	0	1	.941
27 LUDERER, Hayden	.111	13-7	18	4	2	0	0	0	0	2	.111	2	0	6	0	.200	0	0	1-1	12	0	0	1.000
4 ANDREWS, Macie	.111	8-4	9	1	1	0	0	0	0	1	.111	0	0	3	0	.111	0	0	0-0	6	0	1	.857
44 GARCIA, Lauren	.000	4-1	3	0	0	0	0	0	1	0	.000	2	0	0	0	.400	0	0	0-0	0	0	0	.000
24 SANDOVAL, Diamond	.000	1-0	1	0	0	0	0	0	0	0	.000	0	0	0	0	.000	0	0	0-0	0	0	0	.000
Totals	.254	22	552	73	140	20	4	5	64	183	.332	48	15	90	6	.327	5	16	26-28	408	148	25	.957
Opponents	.320	22	582	136	186	39	5	16	124	283	.486	73	14	78	4	.404	6	7	53-59	431	191	27	.958

LOB - Team (134), Opp (140). DPs turned - Team (10), Opp (11). CI - Team (1), RANA 1, Opp (1). IBB - Team (1), HATHOOT 1.

(All games Sorted by Earned run avg)

Player	era	w-l	app	gs	cg	sho	sv	ip	h	r	er	bb	so	2b	3b	hr	b/avg	wp	hp	bk	sfa	sha
16 UMALI, Brooke	4.45	0-0	5	1	0	0/0	0	11.0	12	7	7	4	5	2	2	3	.279	0	0	0	0	0
23 GUEST, McKenna	4.98	4-8	15	11	5	0/0	1	57.2	72	47	41	24	37	10	0	6	.306	4	9	0	2	4
14 SNOW, Taylor	5.69	2-7	13	6	2	0/0	0	35.2	51	38	29	15	11	13	2	5	.325	2	2	0	3	2
17 LINTON, Amber	6.41	0-1	7	2	0	0/0	0	19.2	30	22	18	20	18	7	0	2	.345	2	2	0	0	1
28 BROUSE, Emily	7.56	0-0	5	1	0	0/0	0	8.1	12	12	9	6	7	5	1	0	.324	1	1	0	1	0
5 JONES, Kenzie	15.27	0-0	4	1	0	0/0	0	3.2	9	10	8	4	0	2	0	0	.391	0	0	0	0	0
Totals	5.46	6-16	22	22	7	0/0	1	136.0	186	136	106	73	78	39	5	16	.320	9	14	0	6	7
Opponents	2.87	16-6	22	22	7	2/0	2	143.2	140	73	59	48	90	20	4	5	.254	11	15	0	5	16

PB - Team (3), CARITHERS 2, RANA 1, Opp (6). Pickoffs - Team (1), CARITHERS 1. SBA/ATT - CARITHERS (39-43), GUEST (13-18), SNOW (16-16), LINTON (13-14), YEATTS (7-9), RANA (7-7), BROUSE (6-6), JONES (5-5).



LAST WEEK STATISTICS

Record: 2-3 Home: 0-1 Away: 0-1 Neutral: 2-1 MW: 0-0

Player	avg	gp-gs	ab	r	h	2b	3b	hr	rbi	tb	slg%	bb	hp	so	gdp	ob%	sf	sh	sb-att	po	a	e	fld%
38 CHAVEZ, Keyannah	.438	5-5	16	4	7	1	0	1	2	11	.688	2	0	3	0	.500	0	1	0-0	15	0	1	.938
3 HATHOOT, Rachael	.353	5-5	17	3	6	0	0	0	1	6	.353	0	0	2	0	.353	0	2	1-1	6	14	0	1.000
0 VASQUEZ-DICKSO	.308	5-5	13	1	4	1	0	0	2	5	.385	2	0	1	0	.400	0	1	0-0	13	1	0	1.000
7 ARCHULETA, Ashley	.308	4-4	13	2	4	1	1	0	1	7	.538	0	1	3	0	.357	0	0	0-0	9	4	1	.929
25 YEATTS, Chloe	.294	5-5	17	1	5	2	0	1	5	10	.588	0	1	3	1	.333	0	0	0-0	8	2	0	1.000
27 LUDERER, Hayden	.250	3-3	8	1	2	0	0	0	0	2	.250	1	0	1	0	.333	0	0	1-1	4	0	0	1.000
20 BRAMSON, Emma	.200	5-5	15	1	3	0	0	0	0	3	.200	0	0	3	0	.200	0	1	0-0	31	1	0	1.000
33 CARITHERS, Sydney	.182	5-5	11	1	2	1	0	0	2	3	.273	1	1	1	0	.308	0	0	0-0	4	7	1	.917
8 BRUNNER, Katherine	.000	4-3	9	0	0	0	0	0	0	0	.000	0	0	5	0	.000	0	0	0-0	1	2	0	1.000
26 SMITH, Karly	.000	5-3	7	0	0	0	0	0	0	0	.000	4	0	3	0	.364	0	0	0-0	1	0	0	1.000
-----																							
9 HANAWAHINE, Jewels	1.000	1-0	1	0	1	0	0	0	0	1	1.000	0	0	0	0	1.000	0	0	0-0	0	0	0	.000
13 BAYLOR, Elizabeth	.000	2-1	3	0	0	0	0	0	0	0	.000	0	0	1	0	.000	0	0	0-0	3	0	0	1.000
18 RANA, Grace	.000	3-1	2	0	0	0	0	0	0	0	.000	0	0	0	0	.000	0	0	0-0	3	0	0	1.000
1 BRIONES, Gabrielle	.000	1-0	1	0	0	0	0	0	0	0	.000	0	0	0	0	.000	0	0	0-0	0	0	0	.000
4 ANDREWS, Macie	.000	2-0	0	0	0	0	0	0	0	0	.000	0	0	0	0	.000	0	0	0-0	0	0	0	.000
Totals	.256	5	133	14	34	6	1	2	13	48	.361	10	3	26	1	.322	0	5	2-2	99	38	3	.979
Opponents	.295	5	129	22	38	8	3	6	21	70	.543	8	3	11	3	.345	2	1	5-7	102	45	6	.961

LOB - Team (35), Opp (22). DPs turned - Team (5), Opp (3).

(last week Sorted by Earned run avg)

Player	era	w-l	app	gs	cg	sho	sv	ip	h	r	er	bb	so	2b	3b	hr	b/avg	wp	hp	bk	sfa	sha
28 BROUSE, Emily	0.00	0-0	2	0	0	0/0	0	2.1	0	0	0	0	2	0	0	0	.000	0	0	0	0	0
23 GUEST, McKenna	3.82	1-1	3	2	1	0/0	0	11.0	12	6	6	3	4	1	0	2	.286	1	1	0	0	0
16 UMALI, Brooke	5.25	0-0	3	1	0	0/0	0	8.0	10	6	6	2	3	2	2	2	.313	0	0	0	0	0
14 SNOW, Taylor	5.40	1-2	4	2	0	0/0	0	11.2	16	10	9	3	2	5	1	2	.333	0	2	0	2	1
Totals	4.45	2-3	5	5	1	0/0	0	33.0	38	22	21	8	11	8	3	6	.295	1	3	0	2	1
Opponents	2.26	3-2	5	5	2	0/0	0	34.0	34	14	11	10	26	6	1	2	.256	1	3	0	0	5

PB - Team (0), Opp (1). SBA/ATT - YEATTS (5-7), SNOW (4-4), GUEST (1-3).



2023 MOUNTAIN WEST STATS

Record: 6-16 Home: 5-6 Away: 1-10 MW: 6-16

Player	avg	gp-gs	ab	r	h	2b	3b	hr	rbi	tb	slg%	bb	hp	so	gdp	ob%	sf	sh	sb-att	po	a	e	fld%
7 ARCHULETA, Ashley	.437	22-22	71	13	31	3	4	2	18	48	.676	7	0	5	0	.481	1	0	1-1	41	47	6	.936
3 HATHOOT, Rachael	.414	22-22	70	19	29	5	4	1	13	45	.643	6	2	4	0	.468	1	2	0-0	35	54	5	.947
21 ROBINSON, Peyton	.379	22-22	66	11	25	0	0	0	4	25	.379	8	2	6	0	.461	0	4	2-4	24	2	1	.963
20 BRAMSON, Emma	.345	22-22	58	11	20	3	0	0	5	23	.397	6	1	5	1	.415	0	1	1-1	15	32	5	.904
34 BOLDT, Maddie	.261	22-16	46	8	12	1	0	3	8	22	.478	7	1	11	1	.370	0	0	0-0	14	3	1	.944
25 YEATTS, Chloe	.259	21-19	54	6	14	6	0	2	17	26	.481	3	0	10	1	.298	0	0	0-0	66	5	4	.947
38 CHAVEZ, Keyannah	.246	22-22	61	13	15	2	0	0	11	17	.279	11	2	10	1	.378	0	4	3-3	38	2	0	1.000
16 ROMERO, Leslie	.192	10-8	26	2	5	1	0	0	3	6	.231	3	0	2	0	.276	0	1	0-0	11	1	0	1.000
44 GARCIA, Lauren	.175	17-13	40	4	7	3	0	1	8	13	.325	6	0	5	0	.271	2	0	0-0	4	0	0	1.000
4 TRIM, Jenna	.143	19-15	35	4	5	1	0	0	2	6	.171	2	1	10	0	.211	0	0	0-0	109	5	2	.983
-----																							
2 MARTINEZ, Savana	.333	5-0	3	0	1	0	0	0	1	1	.333	0	0	2	0	.333	0	0	0-0	13	0	2	.867
55 CAMERON, Janae	.286	7-1	7	0	2	0	0	0	1	2	.286	1	0	3	0	.375	0	0	0-0	2	0	0	1.000
77 TUCK, Reyana	.278	12-5	18	2	5	0	0	0	2	5	.278	2	0	6	0	.333	1	0	0-0	21	1	0	1.000
13 BAYLOR, Elizabeth	.143	9-7	14	1	2	0	0	0	0	2	.143	3	0	4	0	.294	0	0	1-1	12	1	0	1.000
42 WALKER, Loran	.143	7-1	7	0	1	0	0	0	0	1	.143	0	0	2	0	.143	0	0	0-0	2	1	0	1.000
27 BIRKINSHAW, Olivia	.000	7-3	9	0	0	0	0	0	0	0	.000	0	0	2	0	.000	0	0	0-0	4	0	0	1.000
18 RANA, Grace	.000	7-0	1	2	0	0	0	0	0	0	.000	0	0	0	0	.000	0	0	0-0	0	0	0	.000
24 SANDOVAL, Diamond	.000	1-0	1	0	0	0	0	0	0	0	.000	0	0	1	0	.000	0	0	0-0	0	0	0	.000
0 GONZALEZ, Evany	.000	3-0	0	2	0	0	0	0	0	0	.000	0	0	0	0	.000	0	0	0-0	0	0	0	.000
Totals	.296	22	587	98	174	25	8	9	93	242	.412	65	9	88	4	.372	5	12	8-10	412	177	29	.953
Opponents	.337	22	597	156	201	42	2	23	140	316	.529	73	25	88	5	.427	6	12	39-42	428	176	18	.971

LOB - Team (152), Opp (147). DPs turned - Team (9), Opp (7). CI - Team (2), YEATTS 1, MARTINEZ, S. 1.

(MW games only Sorted by Earned run avg)

Player	era	w-l	app	gs	cg	sho	sv	ip	h	r	er	bb	so	2b	3b	hr	b/avg	wp	hp	bk	sfa	sha
17 LINTON, Amber	4.26	3-6	15	10	5	1/0	1	67.1	78	55	41	33	66	16	1	5	.290	4	11	0	2	7
14 SNOW, Taylor	4.93	2-7	15	8	1	0/0	0	54.0	81	57	38	17	13	17	1	9	.342	1	8	0	4	5
28 FOHRMAN, Samant	15.27	0-0	3	0	0	0/0	0	3.2	6	8	8	7	2	1	0	2	.333	1	2	0	0	0
5 BRINKA, Emmalyn	17.06	1-3	9	4	0	0/0	0	10.2	30	30	26	12	5	6	0	5	.484	0	2	0	0	0
4 TRIM, Jenna	35.00	0-0	2	0	0	0/0	0	1.0	5	5	5	2	0	2	0	2	.625	0	1	0	0	0
-----																						
8 MITCHELL, Bella	10.50	0-0	2	0	0	0/0	0	0.2	1	1	1	2	2	0	0	0	.333	0	1	0	0	0
Totals	6.01	6-16	22	22	6	1/0	1	137.1	201	156	118	73	88	42	2	23	.337	6	25	0	6	12
Opponents	4.17	16-6	22	22	8	4/1	2	142.2	174	98	85	65	88	25	8	9	.296	14	9	0	5	12

PB - Team (3), YEATTS 1, ROMERO 1, MARTINEZ, S. 1. SBA/ATT - YEATTS (30-33), LINTON (22-25), SNOW (14-14), ROMERO (7-7), FOHRMAN (2-2), BRINKA (1-1), WALKER (1-1), MARTINEZ, S. (1-1).





BATTING

GAME-BY-GAME STATISTICS

Date	Opponent	ab	r	h	rbi	2b	3b	hr	tb	bb	ibb	sb	cs	hbp	sac	sf	gdp	k	po	a	e	lob	avg
Feb 09	vs Tennessee St.	31	7	12	5	0	0	1	15	3	0	6	0	0	0	1	0	4	21	6	1	8	.387
Feb 09	at McNeese	26	4	9	4	0	1	1	14	2	0	0	0	0	0	1	0	4	16	9	4	7	.368
Feb 10	vs Chattanooga	23	2	4	2	0	0	0	4	4	0	1	0	2	0	1	1	5	21	9	3	7	.312
Feb 10	vs California	21	3	5	3	0	0	0	5	1	0	1	0	0	0	0	0	2	12	3	2	4	.297
Feb 11	at Louisiana	21	2	6	1	1	0	0	7	0	0	1	0	0	0	0	1	1	13	5	1	4	.295
Feb 14	at UTEP	31	3	6	2	2	0	0	8	0	0	3	0	0	0	0	0	1	23	7	1	4	.275
Feb 14	at UTEP	22	2	3	1	1	0	0	4	0	0	1	0	1	2	0	0	4	18	5	1	2	.257
Feb 16	vs Marist	32	13	15	11	4	0	0	19	4	0	7	0	2	3	1	0	3	21	6	0	8	.290
Feb 16	at Abilene Christian	28	3	7	3	1	1	0	10	1	0	3	0	1	1	0	0	5	18	3	0	7	.285
Feb 17	vs Houston Christia	23	1	5	1	1	0	0	6	7	0	1	0	0	1	0	1	6	18	7	1	9	.279
Feb 18	vs Marist	26	10	9	9	1	1	0	12	9	1	0	1	1	0	0	0	5	21	7	2	8	.285
Feb 18	at Abilene Christian	17	0	2	0	0	0	0	2	0	0	0	0	0	0	0	0	0	13	5	2	3	.276
Feb 23	vs SFA	27	6	8	6	1	0	1	12	2	0	0	0	2	1	1	0	3	21	12	1	9	.277
Feb 23	at UNT	23	1	3	1	1	0	0	4	0	0	0	0	3	1	0	0	8	18	6	0	5	.268
Feb 24	vs SFA	20	1	7	1	1	0	0	8	1	0	0	1	0	0	0	0	1	12	1	1	5	.272
Feb 24	at UNT	22	0	0	0	0	0	0	0	2	0	0	0	0	1	0	1	8	22	7	0	2	.257
Feb 25	vs Minnesota	26	1	5	1	0	0	0	5	2	0	0	0	0	1	0	1	4	21	12	2	7	.253
Feb 28	TEXAS TECH	26	2	6	2	1	0	1	10	3	0	0	0	0	0	0	0	8	21	7	1	6	.252
Mar 01	vs Pacific	28	2	9	2	1	0	0	10	2	0	0	0	2	1	0	1	5	18	9	0	10	.256
Mar 01	vs Montana	27	3	7	3	0	0	1	10	3	0	1	0	0	1	0	0	6	21	9	0	7	.256
Mar 02	vs Toledo	25	5	5	5	2	1	0	9	1	0	1	0	0	1	0	0	3	21	7	2	4	.253
Mar 02	at Grand Canyon	27	2	7	2	2	0	0	9	1	0	0	0	1	2	0	0	4	18	6	0	8	.254
Totals		552	73	140	65	20	4	5	183	48	1	26	2	15	16	5	6	90	408	148	25	134	.254



**PITCHING****GAME-BY-GAME STATISTICS**

Date	Opponent	ip	h	r	er	bb	so	2b	3b	hr	wp	bk	hbp	dp	ibb	score	w-l	sv	era
Feb 09	vs Tennessee St.	7.0	9	6	6	5	9	2	0	0	1	0	1	0	0	7-6	1-0	0	6.00
Feb 09	at McNeese	5.1	10	12	6	8	0	5	0	0	1	0	0	0	0	4-12	1-1	0	6.81
Feb 10	vs Chattanooga	7.0	11	4	2	4	5	1	0	1	0	0	0	0	0	2-4	1-2	0	5.07
Feb 10	vs California	4.0	15	16	6	4	2	1	0	2	0	0	0	1	0	3-16	1-3	0	6.00
Feb 11	at Louisiana	4.1	8	10	9	6	3	1	0	1	0	0	1	0	0	2-10	1-4	0	7.34
Feb 14	at UTEP	7.2	9	4	4	2	9	0	0	2	0	0	0	1	0	3-4	1-5	0	6.54
Feb 14	at UTEP	6.0	8	4	4	3	5	3	0	0	0	0	1	0	0	2-4	1-6	0	6.27
Feb 16	vs Marist	7.0	5	3	3	6	9	0	0	0	1	0	0	0	0	13-3	2-6	0	5.79
Feb 16	at Abilene Christian	6.0	10	7	7	5	5	4	0	1	1	0	0	0	0	3-7	2-7	0	6.06
Feb 17	vs Houston Christia	6.0	5	3	3	2	3	2	0	0	1	0	1	0	0	1-3	2-8	0	5.80
Feb 18	vs Marist	7.0	10	7	7	5	6	3	0	1	2	0	1	0	0	10-7	3-8	1	5.93
Feb 18	at Abilene Christian	4.1	8	8	4	0	1	2	0	0	0	0	3	0	0	0-8	3-9	1	5.96
Feb 23	vs SFA	7.0	5	3	2	3	0	0	0	1	0	0	0	1	0	6-3	4-9	1	5.61
Feb 23	at UNT	6.0	7	3	3	2	4	0	0	0	0	0	0	1	0	1-3	4-10	1	5.46
Feb 24	vs SFA	4.0	12	13	10	4	2	2	1	1	0	0	1	0	0	1-13	4-11	1	6.00
Feb 24	at UNT	7.1	3	1	0	0	2	1	0	0	0	0	0	0	0	0-1	4-12	1	5.54
Feb 25	vs Minnesota	7.0	13	10	9	6	2	4	1	0	1	0	2	1	0	1-10	4-13	1	5.78
Feb 28	TEXAS TECH	7.0	10	9	8	3	1	2	1	3	0	0	1	1	0	2-9	4-14	1	5.92
Mar 01	vs Pacific	6.0	8	5	5	3	0	2	0	1	1	0	2	1	0	2-5	4-15	1	5.91
Mar 01	vs Montana	7.0	7	2	2	2	3	0	1	1	0	0	0	2	0	3-2	5-15	1	5.69
Mar 02	vs Toledo	7.0	5	1	1	0	4	1	0	0	0	0	0	1	0	5-1	6-15	1	5.44
Mar 02	at Grand Canyon	6.0	8	5	5	0	3	3	1	1	0	0	0	0	0	2-5	6-16	1	5.46
Totals		136.0	186	136	106	73	78	39	5	16	9	0	14	10	0	73-136	6-16	1	5.46

RECORD AND INNING BREAKDOWN

Score by innings	1	2	3	4	5	6	7	8	Total
New Mexico	10	14	10	10	14	9	5	1	73
Opponents	38	17	25	21	17	12	3	3	136

Record when ...			
Overall	6-16	After 4 leading	4-0
Conference	0-0	..... trailing	2-13
Non-Conference	6-16	..... tied	0-3
Home games	0-1	After 5 leading	5-0
Away games	0-9	..... trailing	1-9
Neutral site	6-6	..... tied	0-3
Day games	6-13	After 6 leading	5-0
Night games	0-3	..... trailing	1-9
vs Left starter	1-2	..... tied	0-2
vs Right starter	5-14		
1-Run games	2-2	Hit 0 home runs	3-14
2-Run games	0-4	... 1 home run	3-2
5+Run games	1-7	... 2+ home runs	0-0
Extra innings	0-2		
Shutouts	0-2	Opponent 0 home runs	3-7
		..... 1 home run	3-6
		..... 2+ HRs	0-3
Scoring 0-2 runs	0-12		
..... 3-5 runs	2-4	Made 0 errors	2-5
..... 6-9 runs	2-0	.... 1 error	2-6
..... 10+ runs	2-0	.... 2+ errors	2-5
Opponent 0-2 runs	2-1		
..... 3-5 runs	2-7	Opp. made 0 errors	2-6
..... 6-9 runs	2-3	..... 1 error	0-6
..... 10+ runs	0-5	..... 2+ errors	4-4
Scored in 1st inning	4-1		
Opp. scored in 1st	1-9	Out-hit opponent	3-1
Scores first	4-2	Out-hit by opponent	1-14
Opp. scores first	2-14	Hits are tied	2-1

Record when team scores:											
Runs	0	1	2	3	4	5	6	7	8	9	10+
W-L	0-2	0-4	0-6	1-3	0-1	1-0	1-0	1-0	0-0	0-0	2-0

Record when opponent scores:											
Runs	0	1	2	3	4	5	6	7	8	9	10+
W-L	0-0	1-1	1-0	2-2	0-3	0-2	1-0	1-1	0-1	0-1	0-5

Record when leading after:						
Inn.	1	2	3	4	5	6
W-L	4-0	4-0	4-0	4-0	5-0	5-0

Record when trailing after:						
Inn.	1	2	3	4	5	6
W-L	1-9	2-11	2-11	2-13	1-9	1-9

Record when tied after:						
Inn.	1	2	3	4	5	6
W-L	1-7	0-5	0-5	0-3	0-3	0-2





## TEAM SITUATION

## GAME-BY-GAME STATISTICS

Date	Opponent	Total h/ab	vs Left	vs Right	With Runners	Bases Empty	Bases Loaded	With 2-outs	With RBI-op	Reach as Leadoff	3rd and LT 2out	LOB
Feb 09	vs Tennessee St.	12-31	0-0	12-31	7-16	5-15	0-3	4-10	3-9	3-7	1-3	5
Feb 09	at McNeese	9-26	3-11	6-15	2-14	7-12	0-1	2-8	1-7	4-6	1-3	7
Feb 10	vs Chattanooga	4-23	0-0	4-23	2-13	2-10	0-0	2-8	2-7	2-7	1-2	7
Feb 10	vs California	5-21	0-0	5-21	1-9	4-12	1-1	3-8	1-5	2-5	1-1	4
Feb 11	at Louisiana	6-21	2-12	4-9	3-12	3-9	0-1	1-6	3-6	2-5	0-1	4
Feb 14	at UTEP	6-31	0-0	6-31	3-11	3-20	0-0	2-11	3-9	1-9	0-1	4
Feb 14	at UTEP	3-22	3-19	0-3	1-5	2-17	0-0	1-8	1-5	2-8	1-1	2
Feb 16	vs Marist	15-32	0-0	15-32	10-24	5-8	1-1	4-10	9-20	7-7	5-5	8
Feb 16	at Abilene Christian	7-28	0-0	7-28	2-14	5-14	0-0	4-10	1-7	2-7	1-1	7
Feb 17	vs Houston Christian	5-23	0-0	5-23	2-10	3-13	0-0	0-6	1-6	1-7	0-0	9
Feb 18	vs Marist	9-26	0-0	9-26	5-18	4-8	3-3	3-8	4-11	4-6	3-3	7
Feb 18	at Abilene Christian	2-17	0-0	2-17	0-7	2-10	0-0	0-5	0-2	2-5	0-0	3
Feb 23	vs SFA	8-27	0-0	8-27	4-16	4-11	1-3	0-6	3-9	3-6	3-4	9
Feb 23	at UNT	3-23	0-0	3-23	1-10	2-13	0-0	0-6	1-7	3-7	0-0	5
Feb 24	vs SFA	7-20	4-11	3-9	2-10	5-10	0-2	1-4	0-6	1-5	1-3	5
Feb 24	at UNT	0-22	0-0	0-22	0-5	0-17	0-0	0-7	0-2	0-7	0-1	2
Feb 25	vs Minnesota	5-26	0-0	5-26	2-14	3-12	0-0	1-8	0-7	3-7	1-1	7
Feb 28	TEXAS TECH	6-26	0-0	6-26	2-10	4-16	0-0	3-9	1-7	2-7	0-1	6
Mar 01	vs Pacific	9-28	0-0	9-28	4-19	5-9	1-2	2-8	1-11	4-7	0-3	10
Mar 01	vs Montana	7-27	0-0	7-27	3-12	4-15	0-0	0-7	1-7	0-7	0-0	7
Mar 02	vs Toledo	5-26	5-26	0-0	3-14	2-12	0-0	2-9	2-9	3-6	2-2	4
Mar 02	at Grand Canyon	7-27	0-0	7-27	1-15	6-12	0-1	0-7	0-9	5-7	0-1	8
Totals		140-553	17-79	123-474	60-278	80-275	7-18	35-169	38-168	56-145	21-37	130
		.253	.215	.259	.216	.291	.389	.207	.226	.386	.568	

SITUATIONAL BREAKDOWN

Player	vs left			vs right			w/runners			w/bases empty			w/bases loaded			as leadoff			fly gnd fly/		
	h	ab	avg	h	ab	avg	h	ab	avg	h	ab	avg	h	ab	avg	rch	op	pct	out	out	gnd
4 ANDREWS, Maci	0	2	.000	1	7	.143	1	7	.143	0	2	.000	0	1	.000	0	2	.000	1	3	0.3
7 ARCHULETA, As	2	11	.182	15	51	.294	10	32	.313	7	30	.233	0	0	---	3	11	.273	11	19	0.6
13 BAYLOR, Elizabe	0	3	.000	10	44	.227	7	27	.259	3	20	.150	1	2	.500	2	7	.286	10	19	0.5
20 BRAMSON, Emm	5	9	.556	11	51	.216	6	33	.182	10	27	.370	1	3	.333	6	13	.462	16	27	0.6
1 BRIONES, Gabrie	0	2	.000	2	8	.250	0	7	.000	2	3	.667	0	2	.000	1	1	1.000	2	4	0.5
8 BRUNNER, Kathe	1	3	.333	9	47	.191	6	28	.214	4	22	.182	1	2	.500	6	14	.429	11	12	0.9
33 CARITHERS, Sy	1	7	.143	5	31	.161	4	25	.160	2	13	.154	0	3	.000	2	4	.500	13	12	1.1
38 CHAVEZ, Keyan	1	8	.125	24	50	.480	8	20	.400	17	38	.447	1	2	.500	12	24	.500	18	13	1.4
44 GARCIA, Lauren	0	0	---	0	3	.000	0	1	.000	0	2	.000	0	0	---	0	2	.000	1	2	0.5
9 HANAWAHINE, J	0	0	---	1	2	.500	0	0	---	1	2	.500	0	0	---	1	1	1.000	0	0	0.0
3 HATHOOT, Rach	3	9	.333	19	59	.322	4	25	.160	18	43	.419	0	0	---	9	26	.346	23	23	1.0
27 LUDERER, Hayd	1	5	.200	1	13	.077	1	8	.125	1	10	.100	0	0	---	2	4	.500	2	7	0.3
18 RANA, Grace	0	0	---	1	7	.143	0	4	.000	1	3	.333	0	0	---	2	3	.667	1	5	0.2
24 SANDOVAL, Dia	0	0	---	0	1	.000	0	0	---	0	1	.000	0	0	---	0	0	---	1	0	99.9
26 SMITH, Karly	0	3	.000	2	11	.182	1	8	.125	1	6	.167	0	0	---	1	5	.200	2	4	0.5
0 VASQUEZ-DICKS	1	6	.167	9	37	.243	4	20	.200	6	23	.261	3	3	1.000	5	14	.357	5	22	0.2
25 YEATTS, Chloe	2	10	.200	13	52	.250	8	32	.250	7	30	.233	0	0	---	4	14	.286	21	12	1.8
Totals	17	78	.218	123	47	.259	60	27	.217	80	27	.291	7	18	.389	56	14	.386	138	184	0.8
Opponents	12	43	.279	174	53	.323	101	32	.312	85	25	.329	10	26	.385	58	13	.420	170	140	1.2

Player	pinch hitting			w/runners in scoring pos			w/runner on 3r and LT 2 out			with 2 outs			success adv runners			2- rnrns			rch rch kl		
	h	ab	avg	h	ab	avg	rbi	op	pct	h	ab	avg	adv	op	pct	rbi	w/o	lob	err	fc	kl
4 ANDREWS, Maci	0	1	.000	0	3	.000	0	0	---	1	4	.250	2	7	.286	0	0	5	1	0	1
7 ARCHULETA, As	0	0	---	7	18	.389	3	3	1.000	5	23	.217	18	36	.500	2	4	14	0	3	6
13 BAYLOR, Elizabe	0	0	---	4	11	.364	0	1	.000	3	12	.250	12	28	.429	2	3	6	1	3	1
20 BRAMSON, Emm	0	0	---	4	23	.174	3	6	.500	3	20	.150	15	38	.395	2	7	19	1	6	1
1 BRIONES, Gabrie	0	2	.000	0	5	.000	0	2	.000	0	4	.000	2	7	.286	0	3	5	0	1	1
8 BRUNNER, Kathe	0	3	.000	5	18	.278	2	3	.667	6	17	.353	8	28	.286	4	2	13	4	2	4
33 CARITHERS, Sy	0	0	---	3	18	.167	2	4	.500	1	23	.043	12	30	.400	0	2	22	3	2	1
38 CHAVEZ, Keyan	0	0	---	3	12	.250	1	2	.500	6	16	.375	17	27	.630	3	8	10	0	1	0
44 GARCIA, Lauren	0	1	.000	0	1	.000	0	0	---	0	1	.000	1	2	.500	1	0	2	0	0	0
9 HANAWAHINE, J	1	2	.500	0	0	---	0	0	---	0	0	---	0	0	---	0	0	0	0	0	0
3 HATHOOT, Rach	0	0	---	2	13	.154	2	5	.400	2	12	.167	13	31	.419	2	6	13	2	2	2
27 LUDERER, Hayd	0	2	.000	0	5	.000	0	1	.000	0	3	.000	3	8	.375	0	1	2	1	1	2
18 RANA, Grace	0	0	---	0	2	.000	1	1	1.000	0	0	---	6	6	1.000	0	7	0	0	0	0
24 SANDOVAL, Dia	0	1	.000	0	0	---	0	0	---	0	1	.000	0	0	---	0	0	0	0	0	0
26 SMITH, Karly	1	6	.167	0	5	.000	2	2	1.000	1	5	.200	6	10	.600	0	3	3	1	0	2
0 VASQUEZ-DICKS	1	4	.250	4	14	.286	2	3	.667	3	10	.300	11	23	.478	4	7	6	3	4	0
25 YEATTS, Chloe	0	0	---	6	20	.300	3	4	.750	4	18	.222	16	35	.457	2	5	10	3	2	4
Totals	3	22	.136	38	16	.226	21	37	.568	35	16	.207	142	31	.449	22	58	134	20	27	25
Opponents	7	26	.269	75	22	.336	32	53	.604	56	18	.304	186	35	.518	52	42	140	15	28	20

Success Advancing Runners = percentage of times the batter advanced at least one runner during a plate appearance  
#Rnrs Adv w/Out = TOTAL number of runners advanced when the player made an out

Player	vs left			vs right			w/runners			w/bases empty			vs leadoff			with 2 outs			fly gnd fly/		
	h	ab	avg	h	ab	avg	h	ab	avg	h	ab	avg	rch	op	pct	h	ab	avg	out	out	qn gd
28 BROUSE, Emily	7	15	.467	5	22	.227	9	22	.409	3	15	.200	1	7	.143	8	17	.471	12	6	2. 0
23 GUEST, McKenn	35	82	.427	37	15	.242	37	12	.289	35	10	.327	29	61	.475	17	70	.243	67	58	1. 2
5 JONES, Kenzie	4	8	.500	5	15	.333	6	16	.375	3	7	.429	3	5	.600	0	4	.000	7	4	1. 0
17 LINTON, Amber	11	25	.440	19	62	.306	14	48	.292	16	39	.410	11	21	.524	9	29	.310	14	24	0. 0
14 SNOW, Taylor	20	52	.385	31	10	.295	29	85	.341	22	72	.306	9	34	.265	18	51	.353	49	43	1. 1
16 UMALI, Brooke	2	13	.154	10	30	.333	6	25	.240	6	18	.333	5	10	.500	4	13	.308	21	5	4. 1
Totals	79	19	.405	107	38	.276	101	32	.312	85	25	.329	58	13	.420	56	18	.304	170	140	1. 4
Opponents	54	17	.305	86	37	.229	60	27	.217	80	27	.291	56	14	.386	35	16	.207	138	184	0. 6

Player	ap	gs	ip/app	*h/g	*r/g	*er/g	*bb/g	*so/g	k/bb	*2b/g	*3b/g	*hr/g	*fo/g	*go/g	*bf/g	sba	att	pct
28 BROUSE, Emily	5	1	1.67	10.08	10.08	7.56	5.04	5.88	1.2	4.20	0.84	0.00	10.08	5.04	37.80	6	6	1.000
23 GUEST, McKenn	15	11	3.84	8.74	5.71	4.98	2.91	4.49	1.5	1.21	0.00	0.73	8.13	7.04	33.38	13	18	.722
5 JONES, Kenzie	4	1	0.92	17.18	19.09	15.27	7.64	0.00	0.0	3.82	0.00	0.00	13.36	7.64	51.55	5	5	1.000
17 LINTON, Amber	7	2	2.81	10.68	7.83	6.41	7.12	6.41	0.9	2.49	0.00	0.71	4.98	8.54	39.15	13	14	.929
14 SNOW, Taylor	13	6	2.74	10.01	7.46	5.69	2.94	2.16	0.7	2.55	0.39	0.98	9.62	8.44	35.13	16	16	1.000
16 UMALI, Brooke	5	1	2.20	7.64	4.45	4.45	2.55	3.18	1.3	1.27	1.27	1.91	13.36	3.18	29.91	0	0	---
Totals	22	22	6.18	9.57	7.00	5.46	3.76	4.01	1.1	2.01	0.26	0.82	8.75	7.21	35.15	53	59	.898
Opponents	22	22	6.53	6.82	3.56	2.87	2.34	4.39	1.9	0.97	0.19	0.24	6.72	8.97	31.04	26	28	.929

\* = average based on 7-inning game

# LEADERS

<b>Batting avg</b>		<b>Slugging pct</b>		<b>On base pct</b>	
1. 38 CHAVEZ, Keyannah	.431	1. 38 CHAVEZ, Keyannah	.655	1. 38 CHAVEZ, Keyannah	.492
2. 3 HATHOOT, Rachael	.324	2. 25 YEATTS, Chloe	.452	2. 7 ARCHULETA, Ashley	.375
3. 7 ARCHULETA, Ashley	.274	3. 7 ARCHULETA, Ashley	.387	3. 3 HATHOOT, Rachael	.351
4. 20 BRAMSON, Emma	.267	4. 3 HATHOOT, Rachael	.353	4. 25 YEATTS, Chloe	.319
5. 25 YEATTS, Chloe	.242	5. 20 BRAMSON, Emma	.317	5. 20 BRAMSON, Emma	.313
<b>Runs scored</b>		<b>Hits</b>		<b>Runs batted in</b>	
1. 3 HATHOOT, Rachael	12	1. 38 CHAVEZ, Keyannah	25	1. 25 YEATTS, Chloe	14
38 CHAVEZ, Keyannah	12	2. 3 HATHOOT, Rachael	22	2. 8 BRUNNER, Katherine	8
3. 20 BRAMSON, Emma	9	3. 7 ARCHULETA, Ashley	17	7 ARCHULETA, Ashley	8
7 ARCHULETA, Ashley	9	4. 20 BRAMSON, Emma	16	4. 0 VASQUEZ-DICKSON, DeN	7
5. 33 CARITHERS, Sydney	7	5. 25 YEATTS, Chloe	15	38 CHAVEZ, Keyannah	7
<b>Doubles</b>		<b>Triples</b>		<b>Home runs</b>	
1. 7 ARCHULETA, Ashley	5	1. 38 CHAVEZ, Keyannah	2	1. 25 YEATTS, Chloe	3
2. 25 YEATTS, Chloe	4	2. 20 BRAMSON, Emma	1	2. 38 CHAVEZ, Keyannah	2
3. 38 CHAVEZ, Keyannah	3	7 ARCHULETA, Ashley	1		
4. 3 tied at.....	2				
<b>Total bases</b>		<b>Walks</b>		<b>Hit by pitch</b>	
1. 38 CHAVEZ, Keyannah	38	1. 7 ARCHULETA, Ashley	8	1. 25 YEATTS, Chloe	4
2. 25 YEATTS, Chloe	28	2. 38 CHAVEZ, Keyannah	6	2. 20 BRAMSON, Emma	2
3. 3 HATHOOT, Rachael	24	3. 33 CARITHERS, Sydney	5	7 ARCHULETA, Ashley	2
7 ARCHULETA, Ashley	24	4. 3 tied at.....	4	33 CARITHERS, Sydney	2
5. 20 BRAMSON, Emma	19			5. 5 tied at.....	1
<b>Sac bunts</b>		<b>Sac flies</b>		<b>Stolen bases</b>	
1. 38 CHAVEZ, Keyannah	5	1. 3 HATHOOT, Rachael	2	1. 7 ARCHULETA, Ashley	6
2. 3 HATHOOT, Rachael	4	20 BRAMSON, Emma	2	2. 20 BRAMSON, Emma	4
3. 20 BRAMSON, Emma	3	3. 33 CARITHERS, Sydney	1	3. 33 CARITHERS, Sydney	3
4. 0 VASQUEZ-DICKSON, DeN	2			3 HATHOOT, Rachael	3
5. 2 tied at.....	1			38 CHAVEZ, Keyannah	3
<b>Caught stealing</b>		<b>Steal attempts</b>		<b>Stolen base pct</b>	
1. 38 CHAVEZ, Keyannah	1	1. 7 ARCHULETA, Ashley	7	1. 3 HATHOOT, Rachael	1.000
7 ARCHULETA, Ashley	1	2. 38 CHAVEZ, Keyannah	4	20 BRAMSON, Emma	1.000
		20 BRAMSON, Emma	4	8 BRUNNER, Katherine	1.000
		4. 33 CARITHERS, Sydney	3	13 BAYLOR, Elizabeth	1.000
		3 HATHOOT, Rachael	3	0 VASQUEZ-DICKSON, DeN	1.000
<b>Strikeouts</b>		<b>Grounded into DP</b>		<b>Total plate appearances</b>	
1. 7 ARCHULETA, Ashley	15	1. 25 YEATTS, Chloe	3	1. 3 HATHOOT, Rachael	78
2. 8 BRUNNER, Katherine	13	2. 13 BAYLOR, Elizabeth	2	2. 7 ARCHULETA, Ashley	72
3. 25 YEATTS, Chloe	11	3. 1 BRIONES, Gabrielle	1	3. 38 CHAVEZ, Keyannah	71
4. 13 BAYLOR, Elizabeth	7			4. 20 BRAMSON, Emma	70
38 CHAVEZ, Keyannah	7			5. 25 YEATTS, Chloe	69
<b>At bats</b>		<b>Games played</b>		<b>Game starts</b>	
1. 3 HATHOOT, Rachael	68	1. 20 BRAMSON, Emma	22	1. 20 BRAMSON, Emma	22
2. 7 ARCHULETA, Ashley	62	3 HATHOOT, Rachael	22	3 HATHOOT, Rachael	22
25 YEATTS, Chloe	62	25 YEATTS, Chloe	22	3. 38 CHAVEZ, Keyannah	21
4. 20 BRAMSON, Emma	60	38 CHAVEZ, Keyannah	22	7 ARCHULETA, Ashley	21
5. 38 CHAVEZ, Keyannah	58	5. 4 tied at.....	21	5. 25 YEATTS, Chloe	20
<b>Games as sub</b>		<b>Chances</b>		<b>Putouts</b>	
1. 26 SMITH, Karly	7	1. 3 HATHOOT, Rachael	86	1. 25 YEATTS, Chloe	79
0 VASQUEZ-DICKSON, DeN	7	2. 33 CARITHERS, Sydney	84	2. 33 CARITHERS, Sydney	66
3. 27 LUDERER, Hayden	6	25 YEATTS, Chloe	84	3. 20 BRAMSON, Emma	55
4. 4 ANDREWS, Macie	4	4. 7 ARCHULETA, Ashley	63	4. 38 CHAVEZ, Keyannah	35
1 BRIONES, Gabrielle	4	20 BRAMSON, Emma	63	5. 7 ARCHULETA, Ashley	34
<b>Fielding pct</b>		<b>Errors</b>		<b>Fielding double plays</b>	
1. 13 BAYLOR, Elizabeth	1.000	1. 33 CARITHERS, Sydney	4	1. 33 CARITHERS, Sydney	4
27 LUDERER, Hayden	1.000	20 BRAMSON, Emma	4	20 BRAMSON, Emma	4
1 BRIONES, Gabrielle	1.000	7 ARCHULETA, Ashley	4	3. 3 HATHOOT, Rachael	3
26 SMITH, Karly	1.000	4. 3 HATHOOT, Rachael	3	4. 4 tied at.....	2
5. 25 YEATTS, Chloe	.988	8 BRUNNER, Katherine	3		
<b>Assists</b>		<b>Caught stealing by</b>		<b>Steal attempts against</b>	
1. 3 HATHOOT, Rachael	52	1. 23 GUEST, McKenna	5	1. 33 CARITHERS, Sydney	43
2. 7 ARCHULETA, Ashley	25	2. 33 CARITHERS, Sydney	4	2. 23 GUEST, McKenna	18
3. 33 CARITHERS, Sydney	14	3. 25 YEATTS, Chloe	2	3. 14 SNOW, Taylor	16
4. 23 GUEST, McKenna	10	4. 17 LINTON, Amber	1	4. 17 LINTON, Amber	14
5. 8 BRUNNER, Katherine	9			5. 25 YEATTS, Chloe	9
<b>Stolen bases against</b>					
1. 33 CARITHERS, Sydney	39				
2. 14 SNOW, Taylor	16				
3. 23 GUEST, McKenna	13				
17 LINTON, Amber	13				
5. 2 tied at.....	7				

Earned run avg		
1. 16 UMALI, Brooke	4.45	
2. 23 GUEST, McKenna	4.98	
3. 14 SNOW, Taylor	5.69	
4. 17 LINTON, Amber	6.41	
5. 28 BROUSE, Emily	7.56	

Wins		
1. 23 GUEST, McKenna	4	
2. 14 SNOW, Taylor	2	

Innings pitched		
1. 23 GUEST, McKenna	57.2	
2. 14 SNOW, Taylor	35.2	
3. 17 LINTON, Amber	19.2	
4. 16 UMALI, Brooke	11.0	
5. 28 BROUSE, Emily	8.1	

Games started		
1. 23 GUEST, McKenna	11	
2. 14 SNOW, Taylor	6	
3. 17 LINTON, Amber	2	
4. 3 tied at.....	1	

Wild pitches		
1. 23 GUEST, McKenna	4	
2. 14 SNOW, Taylor	2	
17 LINTON, Amber	2	
4. 28 BROUSE, Emily	1	

Intentional BB allowed		
------------------------	--	--

Sac bunts allowed		
1. 23 GUEST, McKenna	4	
2. 14 SNOW, Taylor	2	
3. 17 LINTON, Amber	1	

Runs allowed		
1. 16 UMALI, Brooke	7	
2. 5 JONES, Kenzie	10	
3. 28 BROUSE, Emily	12	
4. 17 LINTON, Amber	22	
5. 14 SNOW, Taylor	38	

Doubles allowed		
1. 16 UMALI, Brooke	2	
5 JONES, Kenzie	2	
3. 28 BROUSE, Emily	5	
4. 17 LINTON, Amber	7	
5. 23 GUEST, McKenna	10	

Opposing bat avg		
1. 16 UMALI, Brooke	.279	
2. 23 GUEST, McKenna	.306	
3. 28 BROUSE, Emily	.324	
4. 14 SNOW, Taylor	.325	
5. 17 LINTON, Amber	.345	

Losses		
1. 23 GUEST, McKenna	8	
2. 14 SNOW, Taylor	7	
3. 17 LINTON, Amber	1	

Batters struck out		
1. 23 GUEST, McKenna	37	
2. 17 LINTON, Amber	18	
3. 14 SNOW, Taylor	11	
4. 28 BROUSE, Emily	7	
5. 16 UMALI, Brooke	5	

Games finished		
1. 14 SNOW, Taylor	4	
2. 17 LINTON, Amber	3	
23 GUEST, McKenna	3	
4. 16 UMALI, Brooke	2	
28 BROUSE, Emily	2	

Balks		
-------	--	--

Runners picked off		
1. 33 CARITHERS, Sydney	1	

Sac flies allowed		
1. 14 SNOW, Taylor	3	
2. 23 GUEST, McKenna	2	
3. 28 BROUSE, Emily	1	

Earned runs allowed		
1. 16 UMALI, Brooke	7	
2. 5 JONES, Kenzie	8	
3. 28 BROUSE, Emily	9	
4. 17 LINTON, Amber	18	
5. 14 SNOW, Taylor	29	

Triples allowed		
1. 23 GUEST, McKenna	0	
5 JONES, Kenzie	0	
17 LINTON, Amber	0	
4. 28 BROUSE, Emily	1	
5. 16 UMALI, Brooke	2	

Won-loss pct		
1. 23 GUEST, McKenna	.333	
2. 14 SNOW, Taylor	.222	
3. 17 LINTON, Amber	.000	
4. 16 UMALI, Brooke	.000	
28 BROUSE, Emily	.000	

Saves		
1. 23 GUEST, McKenna	1	

Appearances		
1. 23 GUEST, McKenna	15	
2. 14 SNOW, Taylor	13	
3. 17 LINTON, Amber	7	
4. 16 UMALI, Brooke	5	
28 BROUSE, Emily	5	

Games in relief		
1. 14 SNOW, Taylor	7	
2. 17 LINTON, Amber	5	
3. 16 UMALI, Brooke	4	
28 BROUSE, Emily	4	
23 GUEST, McKenna	4	

Hit batters		
1. 23 GUEST, McKenna	9	
2. 17 LINTON, Amber	2	
14 SNOW, Taylor	2	
4. 28 BROUSE, Emily	1	

Batters SO out looking		
1. 23 GUEST, McKenna	10	
2. 17 LINTON, Amber	7	
3. 14 SNOW, Taylor	2	
4. 16 UMALI, Brooke	1	

Hits allowed		
1. 5 JONES, Kenzie	9	
2. 16 UMALI, Brooke	12	
28 BROUSE, Emily	12	
4. 17 LINTON, Amber	30	
5. 14 SNOW, Taylor	51	

Walks allowed		
1. 16 UMALI, Brooke	4	
5 JONES, Kenzie	4	
3. 28 BROUSE, Emily	6	
4. 14 SNOW, Taylor	15	
5. 17 LINTON, Amber	20	

Home runs allowed		
1. 28 BROUSE, Emily	0	
5 JONES, Kenzie	0	
3. 17 LINTON, Amber	2	
4. 16 UMALI, Brooke	3	
5. 14 SNOW, Taylor	5	



## MISC. STATS

Multiple Hit Games	2	3	4	5+	Total
38 CHAVEZ, Keyannah	5	3	-	-	8
3 HATHOOT, Rachael	7	-	-	-	7
7 ARCHULETA, Ashley	2	1	-	-	3
20 BRAMSON, Emma	3	-	-	-	3
0 VASQUEZ-DICKSON, DeN	2	-	-	-	2
26 SMITH, Karly	1	-	-	-	1
13 BAYLOR, Elizabeth	-	1	-	-	1
8 BRUNNER, Katherine	-	1	-	-	1
25 YEATTS, Chloe	1	-	-	-	1
TEAM	21	6	0	0	27

Multiple RBI Games	2	3	4	5+	Total
0 VASQUEZ-DICKSON, DeN	3	-	-	-	3
25 YEATTS, Chloe	2	1	-	-	3
8 BRUNNER, Katherine	1	1	-	-	2
38 CHAVEZ, Keyannah	2	-	-	-	2
33 CARITHERS, Sydney	2	-	-	-	2
20 BRAMSON, Emma	2	-	-	-	2
7 ARCHULETA, Ashley	1	-	-	-	1
13 BAYLOR, Elizabeth	1	-	-	-	1
TEAM	14	2	0	0	16

Hitting Streaks	Longest	Current
38 CHAVEZ, Keyannah	7	1
20 BRAMSON, Emma	6	3
25 YEATTS, Chloe	5	5
7 ARCHULETA, Ashley	4	4
3 HATHOOT, Rachael	4	1
8 BRUNNER, Katherine	3	-
0 VASQUEZ-DICKSON, DeN	3	1
27 LUDERER, Hayden	2	-
13 BAYLOR, Elizabeth	2	-
1 BRIONES, Gabrielle	1	-
4 ANDREWS, Macie	1	-
9 HANAWAHINE, Jewels	1	1
18 RANA, Grace	1	-
26 SMITH, Karly	1	-
33 CARITHERS, Sydney	1	-

Reached Base Streaks	Longest	Current
20 BRAMSON, Emma	7	3
38 CHAVEZ, Keyannah	7	7
25 YEATTS, Chloe	5	5
8 BRUNNER, Katherine	5	-
0 VASQUEZ-DICKSON, DeN	5	1
13 BAYLOR, Elizabeth	4	-
26 SMITH, Karly	4	-
33 CARITHERS, Sydney	4	4
3 HATHOOT, Rachael	4	1
7 ARCHULETA, Ashley	4	4
27 LUDERER, Hayden	3	3
18 RANA, Grace	2	-
44 GARCIA, Lauren	2	-
9 HANAWAHINE, Jewels	1	1
4 ANDREWS, Macie	1	-
1 BRIONES, Gabrielle	1	-

## CONFERENCE STANDINGS

Team	MOUNTAIN WEST						ALL GAMES								
	W	L	Pct.	H	A	N	W	L	T	Pct.	H	A	N	Streak	Last 10
Nevada	0	0	.000	0-0	0-0	0-0	15	5	0	.750	0-0	5-0	10-5	W1	7-3
Fresno State	0	0	.000	0-0	0-0	0-0	14	5	0	.737	7-4	0-0	7-1	L1	9-1
Colorado State	0	0	.000	0-0	0-0	0-0	12	8	0	.600	5-0	1-4	6-4	W5	5-5
UNLV	0	0	.000	0-0	0-0	0-0	10	8	0	.556	4-6	2-1	4-1	W1	5-5
Boise State	0	0	.000	0-0	0-0	0-0	11	10	0	.524	0-0	3-7	8-3	L5	3-7
Utah State	0	0	.000	0-0	0-0	0-0	9	9	0	.500	0-0	2-4	7-5	W1	5-5
San Diego State (RV/RV)	0	0	.000	0-0	0-0	0-0	9	10	0	.474	4-5	1-2	4-3	W1	5-5
San José State	0	0	.000	0-0	0-0	0-0	6	8	0	.429	4-0	0-2	2-6	L2	6-4
New Mexico	0	0	.000	0-0	0-0	0-0	6	16	0	.273	0-1	0-9	6-6	L1	3-7

THE 2024 LOBOS



0 DeNae Vasquez-Dickson

FR • OF • 5-1 • L/L  
Grapevine, Texas (Colleyville Heritage HS)

SEASON BESTS

Hits	2	2x, last: Pacific, 3-1-24
Doubles	1	Pacific, 3-1-24
Triples		
Home Runs		
RBI	2	3x, last: Pacific, 3-1-24
Runs	1	5x, last: Texas Tech, 2-28-24
Walks	1	4x, last: Montana, 3-1-24
Stolen Bases	1	2x, last: ACU, 2-16-24

CAREER BESTS

Hits	Same
Doubles	Same
Triples	
Home Runs	
RBI	Same
Runs	Same
Walks	Same
Stolen Bases	Same

STREAKS

	Current	Career Best
Hitting	1	3
On-Base	1	5

MULTI-HIT GAMES

	2	3	4	5+	TOTAL
2024	2				2

MULTI-RBI GAMES

	2	3	4	5+	TOTAL
2024	3				3

2024 GAME-BY-GAME

DATE	OPPONENT	POS	AB	R	H	TB	2B	3B	HR	RBI	BB	HBP	SO	SB-ATT	E
2/9	Tennessee State	pr	0	0	0	0	0	0	0	0	0	0	0	0-0	0
2/9	McNeese	ph/of	1	0	0	0	0	0	0	0	0	0	0	0-0	0
2/10	Chattanooga	ph/of	1	0	0	0	0	0	0	0	0	0	0	0-0	0
2/10	Cal	ph	1	0	0	0	0	0	0	0	0	0	0	0-0	0
2/11	Louisiana	of	0	0	0	0	0	0	0	0	0	0	0	0-0	0
2/14	UTEP	*of	3	0	0	0	0	0	0	0	0	0	0	0-0	0
2/14	UTEP	ph/of	1	1	1	1	0	0	0	0	0	0	0	0-0	0
2/16	Marist	*of	4	1	1	1	0	0	0	2	0	0	0	1-1	0
2/16	Abilene Christian	*of	4	1	1	1	0	0	0	1	0	0	1	1-1	0
2/17	Houston Christian	*of	2	0	0	0	0	0	0	0	1	0	0	0-0	0
2/18	Marist	*of	4	1	2	2	0	0	0	2	0	0	1	0-0	1
2/18	Abilene Christian	*of	2	0	0	0	0	0	0	0	0	0	0	0-0	0
2/23	Stephen F. Austin						-DNP-								
2/23	North Texas	ph/of	0	0	0	0	0	0	0	0	0	0	0	0-0	0
2/24	Stephen F. Austin	*of	2	0	0	0	0	0	0	0	0	0	0	0-0	0
2/24	North Texas	*of	2	0	0	0	0	0	0	0	1	0	1	0-0	0
2/25	Minnesota	*of	3	0	1	1	0	0	0	0	0	0	0	0-0	0
2/28	Texas Tech	*of	2	1	1	1	0	0	0	0	1	0	0	0-0	0
3/1	Pacific	*of	4	0	2	3	1	0	0	2	0	0	0	0-0	0
3/1	Montana	*of	2	0	0	0	0	0	0	0	1	0	1	0-0	0
3/2	Toledo	*of	3	0	0	0	0	0	0	0	0	0	0	0-0	0
3/2	Grand Canyon	*of	2	0	1	1	0	0	0	0	0	0	0	0-0	0
3/6	Cleveland State														
3/7	UConn														
3/7	Hawai'i														
3/8	UConn														
3/8	Hawai'i														
3/12	Texas Tech														
3/12	Texas Tech														
3/15	San José State														
3/16	San José State														
3/17	San José State														
3/22	UNLV														
3/23	UNLV														
3/24	UNLV														
3/26	New Mexico State														
3/26	New Mexico State														
3/28	Nevada														
3/29	Nevada														
3/30	Nevada														
4/3	San Diego State														
4/3	San Diego State														
4/6	Colorado State														
4/7	Colorado State														
4/16	New Mexico State														
4/19	Utah State														
4/20	Utah State														
4/21	Utah State														
4/26	Boise State														
4/27	Boise State														
4/28	Boise State														
5/2	Fresno State														
5/3	Fresno State														
5/4	Fresno State														
			14	43	5	10	11	1	0	0	7	4	0	4	2-2 1

CAREER STATS

SEASON	GP	GS	AVG.	AB	R	H	2B	3B	HR	RBI	TB	SLG%	BB	SO	HBP	OB%	SF	SH	SB-SA	PO	A	E	FLD%
2024	21	14	.233	43	5	10	1	0	0	7	11	.256	4	4	0	.298	0	2	2-2	32	2	1	.971
TOTAL	21	14	.233	43	5	10	1	0	0	7	11	.256	4	4	0	.298	0	2	2-2	32	2	1	.971

HIGHLIGHTS

- Started 12 games in left, 2 in right
- Majoring in exercise science and wants to be a physical therapist
- Played for Glory Adkins Gold 18U

THE 2024 LOBOS



1 Gabrielle Briones

FR • UTIL • 5-3 • R/R

Mesquite, Texas (North Mesquite HS)

SEASON BESTS

Hits	1	2x, last: SFA, 2-23-24
Doubles		
Triples		
Home Runs		
RBI		
Runs	1	Cal, 2-10-24
Walks		
Stolen Bases	1	Cal, 2-10-24

CAREER BESTS

Hits	Same
Doubles	
Triples	
Home Runs	
RBI	
Runs	Same
Walks	
Stolen Bases	Same

STREAKS

	Current	Career Best
Hitting		1
On-Base		1

MULTI-HIT GAMES

	2	3	4	5+	TOTAL
2024					

MULTI-RBI GAMES

	2	3	4	5+	TOTAL
2024					

2024 GAME-BY-GAME

DATE	OPPONENT	POS	AB	R	H	TB	2B	3B	HR	RBI	BB	HBP	SO	SB-ATT	E
2/9	Tennessee State					-DNP-									
2/9	McNeese					-DNP-									
2/10	Chattanooga					-DNP-									
2/10	Cal	ph/2b	2	1	1	0	0	0	0	0	0	0	1	1-1	0
2/11	Louisiana	*2b	2	0	0	0	0	0	0	0	0	0	0	0-0	0
2/14	UTEP					-DNP-									
2/14	UTEP					-DNP-									
2/16	Marist					-DNP-									
2/16	Abilene Christian					-DNP-									
2/17	Houston Christian					-DNP-									
2/18	Marist					-DNP-									
2/18	Abilene Christian					-DNP-									
2/23	Stephen F. Austin	3b	2	0	1	1	0	0	0	0	0	0	0	0-0	0
2/23	North Texas	*3b	2	0	0	0	0	0	0	0	0	0	1	0-0	0
2/24	Stephen F. Austin	*3b	1	0	0	0	0	0	0	0	0	0	0	0-0	0
2/24	North Texas					-DNP-									
2/25	Minnesota	3b	0	0	0	0	0	0	0	0	0	0	0	0-0	0
2/28	Texas Tech	ph	1	0	0	0	0	0	0	0	0	0	0	0-0	0
3/1	Pacific					-DNP-									
3/1	Montana					-DNP-									
3/2	Toledo					-DNP-									
3/2	Grand Canyon					-DNP-									
3/6	Cleveland State														
3/7	UConn														
3/7	Hawai'i														
3/8	UConn														
3/8	Hawai'i														
3/12	Texas Tech														
3/12	Texas Tech														
3/15	San José State														
3/16	San José State														
3/17	San José State														
3/22	UNLV														
3/23	UNLV														
3/24	UNLV														
3/26	New Mexico State														
3/26	New Mexico State														
3/28	Nevada														
3/29	Nevada														
3/30	Nevada														
4/3	San Diego State														
4/3	San Diego State														
4/6	Colorado State														
4/7	Colorado State														
4/16	New Mexico State														
4/19	Utah State														
4/20	Utah State														
4/21	Utah State														
4/26	Boise State														
4/27	Boise State														
4/28	Boise State														
5/2	Fresno State														
5/3	Fresno State														
5/4	Fresno State														
			3	10	1	2	2	0	0	0	0	0	2	1-1	0

CAREER STATS

SEASON	GP	GS	AVG.	AB	R	H	2B	3B	HR	RBI	TB	SLG%	BB	SO	HBP	OB%	SF	SH	SB-SA	PO	A	E	FLD%
2024	7	3	.200	10	1	2	0	0	0	0	2	.200	0	2	0	.200	0	0	1-1	5	5	0	1.000
TOTAL	7	3	.200	10	1	2	0	0	0	0	2	.200	0	2	0	.200	0	0	1-1	5	5	0	1.000

HIGHLIGHTS

- Majoring in criminology and wants to be either a criminal investigator or criminal/forensic psychologist
- Named the 2022 District 10-6A Defensive Player of the Year and the 2021 District 10-6A Offensive Player of the Year
- Played club ball for Texas Glory

THE 2024 LOBOS



2 Savana Martinez

RS-JR • C • 5-3 • R/R  
Albuquerque, N.M. (Rio Rancho HS)

SEASON BESTS

Hits	
Doubles	
Triples	
Home Runs	
RBI	
Runs	
Walks	
Runner CS	

CAREER BESTS

Hits	2	Maine, 3-12-23
Doubles	1	2x, last: Wisconsin, 3-13-22
Triples		
Home Runs		
RBI	1	3x, last: Utah State, 3-19-23
Runs	1	2x, last: Wisconsin, 3-13-22
Walks	1	3x, last: Colorado State, 4-9-22
Runner CS	1	2x, last: Arizona St., 3-3-23

STREAKS

	Current	Career Best
Hitting		2
On-Base		3

MULTI-HIT GAMES

	2	3	4	5+	TOTAL
2022	1	-	-	-	1
2023	-	-	-	-	0
2024					

MULTI-RBI GAMES

	2	3	4	5+	TOTAL
2022	-	-	-	-	0
2023	-	-	-	-	0
2024					

2024 GAME-BY-GAME

DATE	OPPONENT	POS	AB	R	H	TB	2B	3B	HR	RBI	BB	HBP	SO	SB-ATT	E
2/9	Tennessee State												-DNP-		
2/9	McNeese												-DNP-		
2/10	Chattanooga												-DNP-		
2/10	Cal												-DNP-		
2/11	Louisiana												-DNP-		
2/14	UTEP												-DNP-		
2/14	UTEP												-DNP-		
2/16	Marist												-DNP-		
2/16	Abilene Christian												-DNP-		
2/17	Houston Christian												-DNP-		
2/18	Marist												-DNP-		
2/18	Abilene Christian												-DNP-		
2/23	Stephen F. Austin												-DNP-		
2/23	North Texas												-DNP-		
2/24	Stephen F. Austin												-DNP-		
2/24	North Texas												-DNP-		
2/25	Minnesota												-DNP-		
2/28	Texas Tech												-DNP-		
3/1	Pacific												-DNP-		
3/1	Montana												-DNP-		
3/2	Toledo												-DNP-		
3/2	Grand Canyon												-DNP-		
3/6	Cleveland State														
3/7	UConn														
3/7	Hawai'i														
3/8	UConn														
3/8	Hawai'i														
3/12	Texas Tech														
3/12	Texas Tech														
3/15	San José State														
3/16	San José State														
3/17	San José State														
3/22	UNLV														
3/23	UNLV														
3/24	UNLV														
3/26	New Mexico State														
3/26	New Mexico State														
3/28	Nevada														
3/29	Nevada														
3/30	Nevada														
4/3	San Diego State														
4/3	San Diego State														
4/6	Colorado State														
4/7	Colorado State														
4/16	New Mexico State														
4/19	Utah State														
4/20	Utah State														
4/21	Utah State														
4/26	Boise State														
4/27	Boise State														
4/28	Boise State														
5/2	Fresno State														
5/3	Fresno State														
5/4	Fresno State														

CAREER STATS

SEASON	GP	GS	AVG.	AB	R	H	2B	3B	HR	RBI	TB	SLG%	BB	SO	HBP	OB%	SF	SH	SB-SA	PO	A	E	FLD%
2022	12	7	.200	20	2	4	2	0	0	2	6	.300	3	7	0	.304	0	0	0-0	33	1	0	1.000
2023	10	2	.125	8	0	1	0	0	0	1	1	.125	0	7	0	.125	0	0	0-0	15	1	3	.842
2024																							
TOTAL	22	9	.179	28	2	5	2	0	0	3	7	.250	3	14	0	.258	0	0	0-0	48	2	3	.943

HIGHLIGHTS

- All 9 starts were at catcher
- Has thrown out a runner in each of her 2 seasons
- First collegiate hit and RBI came against Maine on March 12, 2022

THE 2024 LOBOS



3 Rachael Hathoot

RS-SR • INF • 5-8 • R/R  
Albuquerque, N.M. (La Cueva HS)

SEASON BESTS

Hits	2	7x, last: Montana, 3-1-24
Doubles	1	2x, last: SFA, 2-24-24
Triples		
Home Runs		
RBI	1	4x, last: Texas Tech, 2-28-24
Runs	2	2x, last: SFA, 2-23-24
Walks	1	3x, last: Minnesota, 2-25-24
Stolen Bases	1	3x, last: Toledo, 3-2-24

CAREER BESTS

Hits	3	5x, last: UNLV, 5-6-23
Doubles	2	2x, last: San José State, 5-8-21
Triples	1	9x, last: Nevada, 4-29-23
Home Runs	1	8x, last: Utah State, 3-17-23
RBI	5	Colorado St., 4-16-23
Runs	3	Colorado St., 4-16-23
Walks	2	Weber State, 2-7-20
Stolen Bases	2	Texas, 3-20-21

STREAKS

	Current	Career Best
Hitting	1	15
On-Base	1	20

MULTI-HIT GAMES

	2	3	4	5+	TOTAL
2020	5	-	-	-	5
2021	8	-	-	-	8
2023	13	5	-	-	18
2024	7				7

MULTI-RBI GAMES

	2	3	4	5+	TOTAL
2020	4	-	-	-	4
2021	4	1	-	-	5
2023	4	1	1	1	7
2024					

2024 GAME-BY-GAME

DATE	OPPONENT	POS	AB	R	H	TB	2B	3B	HR	RBI	BB	HBP	SO	SB-ATT	E
2/9	Tennessee State	*ss	4	0	1	1	0	0	0	0	0	0	0	0-0	1
2/9	McNeese	*ss	3	0	1	1	0	0	0	1	0	0	0	0-0	0
2/10	Chattanooga	*ss	4	0	0	0	0	0	0	0	0	0	0	0-0	1
2/10	Cal	*ss	2	0	0	0	0	0	0	0	0	0	0	0-0	0
2/11	Louisiana	*ss	3	1	2	2	0	0	0	0	0	0	0	1-1	0
2/14	UTEP	*ss	4	1	2	3	1	0	0	1	0	0	0	1-1	0
2/14	UTEP	*ss	2	0	0	0	0	0	0	0	0	0	0	0-0	0
2/16	Marist	*ss	4	2	1	1	0	0	0	0	1	0	1	0-0	0
2/16	Abilene Christian	*ss	3	0	1	1	0	0	0	0	0	0	0	0-0	0
2/17	Houston Christian	*ss	4	0	2	2	0	0	0	0	0	0	0	0-0	1
2/18	Marist	*ss	3	1	1	1	0	0	0	0	1	0	0	0-0	0
2/18	Abilene Christian	*ss	2	0	0	0	0	0	0	0	0	0	0	0-0	0
2/23	Stephen F. Austin	*ss	3	2	2	2	0	0	0	1	0	0	0	0-0	0
2/23	North Texas	*ss	2	1	0	0	0	0	0	0	0	1	1	0-0	0
2/24	Stephen F. Austin	*ss	3	0	2	3	1	0	0	0	0	0	0	0-0	0
2/24	North Texas	*ss	3	0	0	0	0	0	0	0	0	0	0	0-0	0
2/25	Minnesota	*ss	2	1	1	1	0	0	0	0	1	0	0	0-0	0
2/28	Texas Tech	*ss	4	0	1	1	0	0	0	1	0	0	0	0-0	0
3/1	Pacific	*ss	4	0	2	2	0	0	0	0	0	0	1	0-0	0
3/1	Montana	*ss	4	1	2	2	0	0	0	0	0	0	0	0-0	0
3/2	Toledo	*ss	3	1	0	0	0	0	0	0	0	0	1	1-1	0
3/2	Grand Canyon	*ss	3	1	1	1	0	0	0	0	0	0	0	0-0	0
3/6	Cleveland State														
3/7	UConn														
3/7	Hawai'i														
3/8	UConn														
3/8	Hawai'i														
3/12	Texas Tech														
3/12	Texas Tech														
3/15	San José State														
3/16	San José State														
3/17	San José State														
3/22	UNLV														
3/23	UNLV														
3/24	UNLV														
3/26	New Mexico State														
3/26	New Mexico State														
3/28	Nevada														
3/29	Nevada														
3/30	Nevada														
4/3	San Diego State														
4/3	San Diego State														
4/6	Colorado State														
4/7	Colorado State														
4/16	New Mexico State														
4/19	Utah State														
4/20	Utah State														
4/21	Utah State														
4/26	Boise State														
4/27	Boise State														
4/28	Boise State														
5/2	Fresno State														
5/3	Fresno State														
5/4	Fresno State														
			22	69	12	22	24	2	0	0	4	3	1	4	3-3 3

CAREER STATS

SEASON	GP	GS	AVG.	AB	R	H	2B	3B	HR	RBI	TB	SLG%	BB	SO	HBP	OB%	SF	SH	SB-SA	PO	A	E	FLD%
2020	26	26	.250	84	19	21	6	2	1	12	34	.405	7	8	3	.330	0	2	0-1	38	47	6	.934
2021	46	46	.241	133	18	32	10	0	4	20	54	.406	9	25	2	.299	0	2	9-12	96	79	11	.941
2023	50	50	.396	149	38	59	9	7	3	31	91	.611	12	15	4	.452	1	4	5-5	79	114	12	.941
2024	22	22	.319	69	12	22	2	0	0	4	24	.348	3	4	1	.347	2	4	3-3	31	52	3	.965
TOTAL	144	144	.308	435	87	134	27	9	8	67	203	.467	31	52	10	.365	3	12	17-21	244	292	32	.944

HIGHLIGHTS

- 2024 All-Mountain West Preseason Team
- 2023 MW All-Conference First Team
- Named Mountain West Player of the Week on May 11, 2021
- Has started every game in her 4 years
- Missed 2022 season due to injury
- Started all 50 games last season at shortstop
- Started all 46 games, playing second for 42 games and catcher for 4 in 2021
- Started all 26 games at third base as a freshman
- Graduated with degree in speech and hearing sciences and psychology, working on master's in project management



THE 2024 LOBOS



4

Macie Andrews

FR • OF • 5-3 • R/R

Enid, Okla. (Chisholm HS)

SEASON BESTS

Hits1Tennessee State, 2-9-24

Doubles

Triples

Home Runs

RBI

Runs1McNeese, 2-9-24

Walks

Stolen Bases

CAREER BESTS

HitsSame

Doubles

Triples

Home Runs

RBI

RunsSame

Walks

Stolen Bases

STREAKS

CurrentCareer Best

Hitting1

Reach Base1

MULTI-HIT GAMES

2345+TOTAL

2024

MULTI-RBI GAMES

2345+TOTAL

2024

2024 GAME-BY-GAME																	
DATE	OPPONENT	POS	AB	R	H	TB	2B	3B	HR	RBI	BB	HBP	SO	SB-ATT	E		
2/9	Tennessee State	*of	3	0	1	1	0	0	0	0	0	0	0	0	0-0	0	
2/9	McNeese	*of	2	1	0	0	0	0	0	0	0	0	1	0-0	0		
2/10	Chattanooga	*of	2	0	0	0	0	0	0	0	0	0	0	0-0	1		
2/10	Cal						-DNP-										
2/11	Louisiana						-DNP-										
2/14	UTEP						-DNP-										
2/14	UTEP	*of	1	0	0	0	0	0	0	0	0	0	1	0-0	0		
2/16	Marist						-DNP-										
2/16	Abilene Christian						-DNP-										
2/17	Houston Christian	ph	1	0	0	0	0	0	0	0	0	0	1	0-0	0		
2/18	Marist	pr	0	0	0	0	0	0	0	0	0	0	0	0-0	0		
2/18	Abilene Christian						-DNP-										
2/23	Stephen F. Austin						-DNP-										
2/23	North Texas						-DNP-										
2/24	Stephen F. Austin						-DNP-										
2/24	North Texas						-DNP-										
2/25	Minnesota						-DNP-										
2/28	Texas Tech	pr	0	0	0	0	0	0	0	0	0	0	0	0-0	0		
3/1	Pacific						-DNP-										
3/1	Montana						-DNP-										
3/2	Toledo						-DNP-										
3/2	Grand Canyon	pr	0	0	0	0	0	0	0	0	0	0	0	0-0	0		
3/6	Cleveland State																
3/7	UConn																
3/7	Hawai'i																
3/8	UConn																
3/8	Hawai'i																
3/12	Texas Tech																
3/12	Texas Tech																
3/15	San José State																
3/16	San José State																
3/17	San José State																
3/22	UNLV																
3/23	UNLV																
3/24	UNLV																
3/26	New Mexico State																
3/26	New Mexico State																
3/28	Nevada																
3/29	Nevada																
3/30	Nevada																
4/3	San Diego State																
4/3	San Diego State																
4/6	Colorado State																
4/7	Colorado State																
4/16	New Mexico State																
4/19	Utah State																
4/20	Utah State																
4/21	Utah State																
4/26	Boise State																
4/27	Boise State																
4/28	Boise State																
5/2	Fresno State																
5/3	Fresno State																
5/4	Fresno State																
			4	9	1	1	1	0	0	0	0	0	0	0	0	0	1

CAREER STATS																			
SEASON	GP	GS	AVG.	AB	R	H	2B	3B	HR	RBI	TB	SLG%	BB	SO	HBP	OB%	SF	SH	SB-SA
2024	8	4	.111	9	1	1	0	0	0	0	1	.111	0	3	0	.111	0	0	0-0
TOTAL	8	4	.111	9	1	1	0	0	0	0	1	.111	0	3	0	.111	0	0	0-0

- HIGHLIGHTS
- Played both middle infield and outfield in high school
  - Wears #4 because her dad wore #4 growing up and wears it to follow in his footsteps
  - Majoring in business administration and wants to be a medical sales rep

THE 2024 LOBOS



5

Kenzie Jones

FR • P • 5-8 • R/R

Crawford, Texas (Crawford HS)

SEASON BESTS

IP (high)	1.2	Cal, 2-10-24
H (low)	2	3x, last: Marist, 2-18-24
R (low)	2	2x, last: ACU, 2-16-24
ER (low)	1	McNeese, 2-9-24
BB (low)	0	Cal, 2-10-24
SO (high)		
BF (high)	9	2x, last: Cal, 2-10-24
NP (high)	36	McNeese, 2-9-24

CAREER BESTS (MIN. 3.0 IP)

IP (high)	
H (low)	
R (low)	
ER (low)	
BB (low)	
SO (high)	
BF (high)	
NP (high)	

PITCHING SUPERLATIVES (MIN. 4.0 IP)

	Season	Career
5+ K		
10+ K		
1 R or Less		
Shutout		

2024 GAME-BY-GAME																
DATE	OPPONENT	W-L	ERA	CG	IP	H	R	ER	BB	SO	2B	3B	HR	BF	HBP	
2/9	Tennessee St.							-DNP-								
2/9	McNeese	--	5.25	0	1.1	2	3	1	2	0	1	0	0	9	0	
2/10	Chattanooga							-DNP-								
2/10	Cal	--	8.40	0	1.2	3	2	2	0	0	0	0	0	9	0	
2/11	Louisiana							-DNP-								
2/14	UTEP							-DNP-								
2/14	UTEP							-DNP-								
2/16	Marist							-DNP-								
2/16	Abilene Christian	--	42.00	0	0.1	2	2	2	1	0	0	0	0	5	0	
2/17	Houston Christian							-DNP-								
2/18	Marist	--	63.00	0	0.1	2	3	3	1	0	1	0	0	4	0	
2/18	Abilene Christian							-DNP-								
2/23	Stephen F. Austin							-DNP-								
2/23	North Texas							-DNP-								
2/24	Stephen F. Austin							-DNP-								
2/24	North Texas							-DNP-								
2/25	Minnesota							-DNP-								
2/28	Texas Tech							-DNP-								
3/1	Pacific							-DNP-								
3/1	Montana							-DNP-								
3/2	Toledo							-DNP-								
3/2	Grand Canyon							-DNP-								
3/6	Cleveland State															
3/7	UConn															
3/7	Hawai'i															
3/8	UConn															
3/8	Hawai'i															
3/12	Texas Tech															
3/12	Texas Tech															
3/15	San José State															
3/16	San José State															
3/17	San José State															
3/122	UNLV															
3/23	UNLV															
3/24	UNLV															
3/26	New Mexico State															
3/26	New Mexico State															
3/28	Nevada															
3/29	Nevada															
3/30	Nevada															
4/3	San Diego State															
4/3	San Diego State															
4/6	Colorado State															
4/7	Colorado State															
4/16	New Mexico State															
4/19	Utah State															
4/20	Utah State															
4/21	Utah State															
4/26	Boise State															
4/27	Boise State															
4/28	Boise State															
5/2	Fresno State															
5/3	Fresno State															
5/4	Fresno State															
		0-0	15.27	0	3.2	9	10	8	4	0	2	0	0	27	0	

CAREER STATS																								
SEASON	GS	APP	CG	W-L	ERA	SHO	SV	IP	H	R	ER	BB	SO	2B	3B	HR	BF	NP-STK	WP	HBP	PO	A	E	FLD%
2024	1	4	0	0-0	15.27	0	0	3.2	9	10	8	4	0	2	0	0	27	109-58	0	0	0	0	0	.000
TOTAL	1	4	0	0-0	15.27	0	0	3.2	9	10	8	4	0	2	0	0	27	109-58	0	0	0	0	0	.000

- HIGHLIGHTS
- Ranked 79th pitcher by Extra Innings in 2020, 59th in 2021 and ranked 50th in the Extra Innings Elite 100 in 2023
  - Recorded 87 strikeouts as a freshman before COVID cut the season short, 287 strikeouts her sophomore year and 239 strikeouts her junior year
  - HS team won the 2A State Championship and was named 2A State MVP in 2022
  - Also lettered in basketball and cheer
  - Pre-med major

THE 2024 LOBOS



6 Alina Ortiz

FR • P • 5-6 • R/R  
Corona, Calif. (Centennial HS)

SEASON BESTS

IP (high)  
H (low)  
R (low)  
ER (low)  
BB (low)  
SO (high)  
BF (high)  
NP (high)

CAREER BESTS (MIN. 3.0 IP)

IP (high)  
H (low)  
R (low)  
ER (low)  
BB (low)  
SO (high)  
BF (high)  
NP (high)

PITCHING SUPERLATIVES (MIN. 4.0 IP)

	Season	Career
5+ K		
10+ K		
1 R or Less		
Shutout		


2024 GAME-BY-GAME

DATE	OPPONENT	W-L	ERA	CG	IP	H	R	ER	BB	SO	2B	3B	HR	BF	HBP
2/9	Tennessee St.							-DNP-							
2/9	McNeese							-DNP-							
2/10	Chattanooga							-DNP-							
2/10	Cal							-DNP-							
2/11	Louisiana							-DNP-							
2/14	UTEP							-DNP-							
2/14	UTEP							-DNP-							
2/16	Marist							-DNP-							
2/16	Abilene Christian							-DNP-							
2/17	Houston Christian							-DNP-							
2/18	Marist							-DNP-							
2/18	Abilene Christian							-DNP-							
2/23	Stephen F. Austin							-DNP-							
2/23	North Texas							-DNP-							
2/24	Stephen F. Austin							-DNP-							
2/24	North Texas							-DNP-							
2/25	Minnesota							-DNP-							
2/28	Texas Tech							-DNP-							
3/1	Pacific							-DNP-							
3/1	Montana							-DNP-							
3/2	Toledo							-DNP-							
3/2	Grand Canyon							-DNP-							
3/6	Cleveland State														
3/7	UConn														
3/7	Hawai'i														
3/8	UConn														
3/8	Hawai'i														
3/12	Texas Tech														
3/12	Texas Tech														
3/15	San José State														
3/16	San José State														
3/17	San José State														
3/122	UNLV														
3/23	UNLV														
3/24	UNLV														
3/26	New Mexico State														
3/26	New Mexico State														
3/28	Nevada														
3/29	Nevada														
3/30	Nevada														
4/3	San Diego State														
4/3	San Diego State														
4/6	Colorado State														
4/7	Colorado State														
4/16	New Mexico State														
4/19	Utah State														
4/20	Utah State														
4/21	Utah State														
4/26	Boise State														
4/27	Boise State														
4/28	Boise State														
5/2	Fresno State														
5/3	Fresno State														
5/4	Fresno State														

CAREER STATS

SEASON	GS	APP	CG	W-L	ERA	SHO	SV	IP	H	R	ER	BB	SO	2B	3B	HR	BF	NP-STK	WP	HBP	PO	A	E	FLD%
2024																								
TOTAL																								

HIGHLIGHTS



Rio Rancho, N.M. (Cleveland HS)

Hits	3	Marist, 2-16-24
Doubles	1	5x, last: Texas Tech, 2-28-24
triples		
Home Runs		
RBI	2	SFA, 2-23-24
Runs	2	Tennessee State, 2-9-24
Walks	2	3x, last: Marist, 2-18-24
Stolen Bases	2	Tennessee State, 2-9-24

Hits	3	5x, last: Marist, 2-16-24
Doubles	2	NMSU, 3-8-22
Triples	1	6x, last: San Diego St., 4-23-23
Home Runs	2	Fresno State, 4-15-22
RBI	4	Fresno State, 4-15-22
Runs	2	12x, last: Tennessee St., 2-9-24
Walks	3	Nevada, 4-23-22
Stolen Bases	2	Tennessee State, 2-9-24

	Current	Career Best
Hitting	4	13
On-Base	4	22

	2	3	4	5+	TOTAL
2022	12	3	-	-	15
2023	12	1	-	-	13
2024	2	1			3

	2	3	4	5+	TOTAL
2022	3	1	1	-	5
2023	5	3	-	-	8
2024	1				1

-DNP-

SEASON	GP	GS	AVG.	AB	R	H	2B	3B	HR	RBI	TB	SLG%	BB	SO	HBP	OB%	SF	SH	SB-SA	PO	A	E	FLD%
2022	53	53	.326	172	29	56	9	1	2	21	73	.424	20	36	3	.405	0	1	1-1	86	100	15	.926
2023	47	45	.331	130	22	43	4	5	3	25	66	.508	16	25	0	.401	1	2	2-2	82	89	9	.950
2024	21	21	.274	62	9	17	5	1	0	8	24	.387	8	15	2	.375	0	0	6-7	34	25	4	.937
TOTAL	121	119	.319	364	60	116	18	7	5	54	163	.448	44	76	5	.399	1	3	9-10	202	214	28	.937

- All-Conference First Team in 2022 and 2023
- First two-time first team all-conference player for UNM since Brandi Heimburg (2014 and 2015)
- Played 45 games at second her sophomore season
- Played 51 games at second, 1 game at shortstop and 1 game as DP freshman season
- Ended 2023 on a 10-game hitting streak
- 2nd on the team in total bases (73), hits (56) and doubles (9) as a freshman



THE 2024 LOBOS



8 Katherine Brunner

FR • INF • 5-7 • R/R  
Katy, Texas (James E. Taylor HS)

SEASON BESTS		
Hits	3	Marist, 2-16-24
Doubles	1	2x, last: Marist, 2-16-24
triples		
Home Runs		
RBI	3	Marist, 2-16-24
Runs	1	3x, last: Marist, 2-18-24
Walks	2	Chattanooga, 2-10-24
Stolen Bases	1	Tennessee State, 2-9-24

CAREER BESTS		
Hits	Same	
Doubles	Same	
triples		
Home Runs		
RBI	Same	
Runs	Same	
Walks	Same	
Stolen Bases	Same	

STREAKS		
	Current	Career Best
Hitting		3
On-Base		5

MULTI-HIT GAMES					
	2	3	4	5+	TOTAL
2024		1			1

MULTI-RBI GAMES					
	2	3	4	5+	TOTAL
2024	1	1			2

2024 GAME-BY-GAME																	
DATE	OPPONENT	POS	AB	R	H	TB	2B	3B	HR	RBI	BB	HBP	SO	SB-ATT	E		
2/9	Tennessee State	*dp	3	1	1	1	0	0	0	0	1	0	1	1-1	0		
2/9	McNeese	*dp	3	0	1	1	0	0	0	0	0	0	0	0-0	0		
2/10	Chattanooga	*dp/3b	1	1	0	0	0	0	0	0	2	0	0	0-0	0		
2/10	Cal	*3b	2	0	0	0	0	0	0	0	0	0	0	0-0	0		
2/11	Louisiana	*3b	2	0	1	1	0	0	0	0	0	0	0	0-0	0		
2/14	UTEP	*3b	2	0	0	0	0	0	0	0	0	0	0	0-0	0		
2/14	UTEP	*3b	2	0	1	2	1	0	0	0	0	1	0	0-0	0		
2/16	Marist	*3b	5	0	3	4	1	0	0	3	0	0	1	0-0	0		
2/16	Abilene Christian	*3b	3	0	1	1	0	0	0	1	0	0	1	0-0	0		
2/17	Houston Christian	*3b	2	0	0	0	0	0	0	0	1	0	1	0-0	0		
2/18	Marist	*3b	4	1	1	1	0	0	0	2	0	0	2	0-0	1		
2/18	Abilene Christian	*dp/3b	2	0	0	0	0	0	0	0	0	0	0	0-0	0		
2/23	Stephen F. Austin	*3b	2	0	1	1	0	0	0	0	0	0	0	0-0	1		
2/23	North Texas	ph	1	0	0	0	0	0	0	0	0	0	0	0-0	0		
2/24	Stephen F. Austin	ph/3b	1	0	0	0	0	0	0	0	0	0	0	0-0	0		
2/24	North Texas	*3b	3	0	0	0	0	0	0	0	0	0	1	0-0	0		
2/25	Minnesota	*3b	3	0	0	0	0	0	0	1	0	0	1	0-0	1		
2/28	Texas Tech	*dp	2	0	0	0	0	0	0	0	0	0	1	0-0	0		
3/1	Pacific	*dp	2	0	0	0	0	0	0	0	0	0	2	0-0	0		
3/1	Montana	ph	1	0	0	0	0	0	0	0	0	0	1	0-0	0		
3/2	Toledo						-DNP-										
3/2	Grand Canyon	*2b	4	0	0	0	0	0	0	0	0	0	1	0-0	0		
3/6	Cleveland State																
3/7	UConn																
3/7	Hawai'i																
3/8	UConn																
3/8	Hawai'i																
3/12	Texas Tech																
3/12	Texas Tech																
3/15	San José State																
3/16	San José State																
3/17	San José State																
3/22	UNLV																
3/23	UNLV																
3/24	UNLV																
3/26	New Mexico State																
3/26	New Mexico State																
3/28	Nevada																
3/29	Nevada																
3/30	Nevada																
4/3	San Diego State																
4/3	San Diego State																
4/6	Colorado State																
4/7	Colorado State																
4/16	New Mexico State																
4/19	Utah State																
4/20	Utah State																
4/21	Utah State																
4/26	Boise State																
4/27	Boise State																
4/28	Boise State																
5/2	Fresno State																
5/3	Fresno State																
5/4	Fresno State																
			18	50	3	10	12	2	0	0	7	4	1	13	1-1	3	

CAREER STATS																	
SEASON	GP	GS	AVG.	AB	R	H	2B	3B	HR	RBI	TB	SLG%	BB	SO	HBP	OB%	SF
2024	21	18	.200	50	3	10	2	0	0	7	12	.240	4	13	1	.273	0
TOTAL	21	18	.200	50	3	10	2	0	0	7	12	.240	4	13	1	.273	0

- HIGHLIGHTS
- Majoring in business administration
  - #8 was the first number she wore when she started playing softball at age 6.
  - Played for the Bombers, the Lady Dukes and Prolific
  - Also lettered in basketball in high school



THE 2024 LOBOS



9 Jewels Hanawahine

FR • UTIL • 5-9 • R/R  
Waimanalo, Hawai'i (Kamehameha Kapalama)

SEASON BESTS

Hits	1	Texas Tech, 2-28-24
Doubles		
Triples		
Home Runs		
RBI		
Runs		
Walks		
Stolen Bases		

CAREER BESTS

Hits	Same
Doubles	
Triples	
Home Runs	
RBI	
Runs	
Walks	
Stolen Bases	

STREAKS

	Current	Career Best
Hitting	1	1
On-Base	1	1

MULTI-HIT GAMES

	2	3	4	5+	TOTAL
2023					

MULTI-RBI GAMES

	2	3	4	5+	TOTAL
2023					

2024 GAME-BY-GAME

DATE	OPPONENT	POS	AB	R	H	TB	2B	3B	HR	RBI	BB	HBP	SO	SB-ATT	E
2/9	Tennessee State						-DNP-								
2/9	McNeese						-DNP-								
2/10	Chattanooga						-DNP-								
2/10	Cal						-DNP-								
2/11	Louisiana						-DNP-								
2/14	UTEP						-DNP-								
2/14	UTEP						-DNP-								
2/16	Marist						-DNP-								
2/16	Abilene Christian						-DNP-								
2/17	Houston Christian						-DNP-								
2/18	Marist						-DNP-								
2/18	Abilene Christian						-DNP-								
2/23	Stephen F. Austin						-DNP-								
2/23	North Texas	ph	1	0	0	0	0	0	0	0	0	0	1	0-0	0
2/24	Stephen F. Austin						-DNP-								
2/24	North Texas						-DNP-								
2/25	Minnesota						-DNP-								
2/28	Texas Tech	ph	1	0	1	1	0	0	0	0	0	0	0	0-0	0
3/1	Pacific						-DNP-								
3/1	Montana						-DNP-								
3/2	Toledo						-DNP-								
3/2	Grand Canyon						-DNP-								
3/6	Cleveland State														
3/7	UConn														
3/7	Hawai'i														
3/8	UConn														
3/8	Hawai'i														
3/12	Texas Tech														
3/12	Texas Tech														
3/15	San José State														
3/16	San José State														
3/17	San José State														
3/22	UNLV														
3/23	UNLV														
3/24	UNLV														
3/26	New Mexico State														
3/26	New Mexico State														
3/28	Nevada														
3/29	Nevada														
3/30	Nevada														
4/3	San Diego State														
4/3	San Diego State														
4/6	Colorado State														
4/7	Colorado State														
4/16	New Mexico State														
4/19	Utah State														
4/20	Utah State														
4/21	Utah State														
4/26	Boise State														
4/27	Boise State														
4/28	Boise State														
5/2	Fresno State														
5/3	Fresno State														
5/4	Fresno State														
			2	0	1	1	0	0	0	0	0	0	1	0-0	0

CAREER STATS

SEASON	GP	GS	AVG.	AB	R	H	2B	3B	HR	RBI	TB	SLG%	BB	SO	HBP	OB%	SF	SH	SB-SA	PO	A	E	FLD%
2024	2	0	.500	2	0	1	0	0	0	0	1	.500	0	1	0	.500	0	0	0-0	0	0	0	.000
TOTAL	2	0	.500	2	0	1	0	0	0	0	1	.500	0	1	0	.500	0	0	0-0	0	0	0	.000

HIGHLIGHTS

- Construction management major
- Played for Firecrackers Rico 18U, Firecrackers Brasher Smith and Firecrackers Hawaii
- Wears #9 because she and her two siblings were all born on the 9th of different months

THE 2024 LOBOS



12 Savannah Braun

SR • INF • 5-10 • R/R  
Tualatin, Ore. (Tualatin HS)

SEASON BESTS

Hits	
Doubles	
Triples	
Home Runs	
RBI	
Runs	
Walks	
Stolen Bases	

CAREER BESTS

Hits	1	4x, last: NMSU, 3-22-22
Doubles		
Triples		
Home Runs	1	at NMSU, 3-22-22
RBI	3	at NMSU, 3-22-22
Runs	1	2x, last: at NMSU, 3-22-22
Walks	1	3x, last: Maine, 3-12-22
Total Bases	4	at NMSU, 3/22/23

STREAKS

	Current	Career Best
Hitting		2
On-Base		2

MULTI-HIT GAMES

	2	3	4	5+	TOTAL
2021	-	-	-	-	-
2022	-	-	-	-	-
2023	-	-	-	-	-
2024					

MULTI-RBI GAMES

	2	3	4	5+	TOTAL
2021	-	-	-	-	-
2022	-	1	-	-	1
2023	-	-	-	-	-
2024					

2024 GAME-BY-GAME

DATE	OPPONENT	POS	AB	R	H	TB	2B	3B	HR	RBI	BB	HBP	SO	SB-ATT	E
2/9	Tennessee State														
2/9	McNeese														
2/10	Chattanooga														
2/10	Cal														
2/11	Louisiana														
2/14	UTEP														
2/14	UTEP														
2/16	Marist														
2/16	Abilene Christian														
2/17	Houston Christian														
2/18	Marist														
2/18	Abilene Christian														
2/23	Stephen F. Austin														
2/23	North Texas														
2/24	Stephen F. Austin														
2/24	North Texas														
2/25	Minnesota														
2/28	Texas Tech														
3/1	Pacific														
3/1	Montana														
3/2	Toledo														
3/2	Grand Canyon														
3/6	Cleveland State														
3/7	UConn														
3/7	Hawai'i														
3/8	UConn														
3/8	Hawai'i														
3/12	Texas Tech														
3/12	Texas Tech														
3/15	San José State														
3/16	San José State														
3/17	San José State														
3/22	UNLV														
3/23	UNLV														
3/24	UNLV														
3/26	New Mexico State														
3/26	New Mexico State														
3/28	Nevada														
3/29	Nevada														
3/30	Nevada														
4/3	San Diego State														
4/3	San Diego State														
4/6	Colorado State														
4/7	Colorado State														
4/16	New Mexico State														
4/19	Utah State														
4/20	Utah State														
4/21	Utah State														
4/26	Boise State														
4/27	Boise State														
4/28	Boise State														
5/2	Fresno State														
5/3	Fresno State														
5/4	Fresno State														

CAREER STATS

SEASON	GP	GS	AVG.	AB	R	H	2B	3B	HR	RBI	TB	SLG%	BB	SO	HBP	OB%	SF	SH	SB-SA	PO	A	E	FLD%
2021	4	1	.500	4	0	2	0	0	0	0	2	.500	2	2	0	.667	0	0	0-0	0	0	0	.000
2022	5	0	.500	4	2	2	0	0	1	4	5	1.250	1	0	0	.600	0	0	0-0	0	0	0	.000
2023																							
2024																							
TOTAL	9	1	.500	8	2	4	0	0	1	4	7	.875	3	2	0	.636	0	0	0-0	0	0	0	.000

HIGHLIGHTS

- Hit a pinch-hit 3-run HR at New Mexico on March 22 for her first collegiate HR
- Hit against Tarleton on Feb. 27 ended the game in a run-rule win
- Start was as the designated player against Utah State on May 15, 2021
- Majoring in community health education

THE 2024 LOBOS



13 Elizabeth Baylor

SO • OF • 5-8 • R/R

Richmond, Texas (Churchill Fulshear HS)

SEASON BESTS

Hits	3	Marist, 2-16-24
Doubles		
Triples		
Home Runs		
RBI	2	Marist, 2-18-24
Runs	2	Marist, 2-16-24
Walks	1	3x, last: SFA, 2-24-24
Stolen Bases	2	Marist, 2-16-24

CAREER BESTS

Hits	Same	
Doubles		
Triples		
Home Runs		
RBI	Same	
Runs	Same	
Walks	1	6x, last: SFA, 2-24-24
Stolen Bases	Same	

STREAKS

	Current	Career Best
Hitting		2
On-Base		4

MULTI-HIT GAMES

	2	3	4	5+	TOTAL
2023	1	-	-	-	1
2024		1			1

MULTI-RBI GAMES

	2	3	4	5+	TOTAL
2023	-	-	-	-	-
2024	1				1

2024 GAME-BY-GAME																		
DATE	OPPONENT	POS	AB	R	H	TB	2B	3B	HR	RBI	BB	HBP	SO	SB-ATT	E			
2/9	Tennessee State	*of	3	0	1	1	0	0	0	0	0	0	1	0-0	0			
2/9	McNeese	*of	2	0	0	0	0	0	0	0	0	0	2	0-0	0			
2/10	Chattanooga	*of	2	1	1	1	0	0	0	0	0	1	0	0-0	0			
2/10	Cal	*of	2	0	0	0	0	0	0	0	0	0	0	0-0	0			
2/11	Louisiana	*of	2	0	1	1	0	0	0	0	0	0	0	0-0	0			
2/14	UTEP	*of	3	1	1	1	0	0	0	0	0	0	0	0-0	0			
2/14	UTEP	*of	3	0	0	0	0	0	0	0	0	0	0	0-0	0			
2/16	Marist	*of	4	2	3	3	0	0	0	0	0	0	0	2-2	0			
2/16	Abilene Christian	*of	3	0	1	1	0	0	0	0	0	0	1	0-0	0			
2/17	Houston Christian	*of	2	0	0	0	0	0	0	0	1	0	1	0-0	0			
2/18	Marist	*of	3	1	1	1	0	0	0	2	1	0	0	0-0	0			
2/18	Abilene Christian	*of	2	0	0	0	0	0	0	0	0	0	0	0-0	0			
2/23	Stephen F. Austin	*of	3	0	0	0	0	0	0	0	0	0	0	0-0	0			
2/23	North Texas	*of	3	0	0	0	0	0	0	0	0	0	1	0-0	0			
2/24	Stephen F. Austin	*of	1	0	1	1	0	0	0	0	1	0	0	0-0	0			
2/24	North Texas	*of	3	0	0	0	0	0	0	0	0	0	0	0-0	0			
2/25	Minnesota	*of	3	0	0	0	0	0	0	0	0	0	0	0-0	0			
2/28	Texas Tech	*of	2	0	0	0	0	0	0	0	0	0	1	0-0	0			
3/1	Pacific	of	1	0	0	0	0	0	0	0	0	0	0	0-0	0			
3/1	Montana								-DNP-									
3/2	Toledo								-DNP-									
3/2	Grand Canyon								-DNP-									
3/6	Cleveland State																	
3/7	UConn																	
3/7	Hawai'i																	
3/8	UConn																	
3/8	Hawai'i																	
3/12	Texas Tech																	
3/12	Texas Tech																	
3/15	San José State																	
3/16	San José State																	
3/17	San José State																	
3/22	UNLV																	
3/23	UNLV																	
3/24	UNLV																	
3/26	New Mexico State																	
3/26	New Mexico State																	
3/28	Nevada																	
3/29	Nevada																	
3/30	Nevada																	
4/3	San Diego State																	
4/3	San Diego State																	
4/6	Colorado State																	
4/7	Colorado State																	
4/16	New Mexico State																	
4/19	Utah State																	
4/20	Utah State																	
4/21	Utah State																	
4/26	Boise State																	
4/27	Boise State																	
4/28	Boise State																	
5/2	Fresno State																	
5/3	Fresno State																	
5/4	Fresno State																	
			18	47	5	10	10	0	0	0	2	3	1	7	2-2	0		

CAREER STATS																				
SEASON	GP	GS	AVG.	AB	R	H	2B	3B	HR	RBI	TB	SLG%	BB	SO	HBP	OB%	SF	SH	SB-SA	PO
2023	21	9	.167	24	1	4	0	0	0	1	4	.167	3	9	0	.259	0	0	1-1	19
2024	19	18	.213	47	5	10	0	0	0	2	10	.213	3	7	1	.275	0	0	2-2	17
TOTAL	40	27	.197	71	6	14	0	0	0	3	14	.197	6	16	1	.269	0	0	3-3	36

- HIGHLIGHTS
- Psychology major
  - Played in 21 games with 9 starts, 8 in right field and 1 as DP as a freshman
  - Played for the Houston Power, Aces Express and Texas Bombers.
  - Named to the 4A Second Team All-District and the 5A Second Team All-District and was the school record holder for stolen bases

THE 2024 LOBOS



**14 Taylor Snow**  
RS-JR • P • 5-10 • R/R  
Columbia, La.. (Louisiana)

SEASON BESTS		
IP (high)	71	North Texas, 2-24-24
H (low)	1	Louisiana, 2-11-24
R (low)	0	Montana, 3-1-24
ER (low)	0	2x, last: Montana, 3-1-24
BB (low)	0	4x, last: GCU, 3-2-24
SO (high)	4	North Texas, 2-23-24
BF (high)	26	North Texas, 2-23-24
NP (high)	96	North Texas, 2-23-24

CAREER BESTS(MIN. 3.0 IP)		
IP (high)	Same	
H (low)	3	North Texas, 2-24-24
R (low)	0	3x, last: Montana, 3-1-24
ER (low)	0	6x, last: Montana, 3-1-24
BB (low)	0	8x, last: GCU, 3-2-24
SO (high)	Same	
BF (high)	29	CSUB, 2-23-23
NP (high)	101	CSUB, 2-23-23

PITCHING SUPERLATIVES (MIN. 4.0 IP)		
	Season	Career
5+ K		
10+ K		
1 R or Less	1	5
Shutout		

2024 GAME-BY-GAME																	
DATE	OPPONENT	W-L	ERA	CG	IP	H	R	ER	BB	SO	2B	3B	HR	BF	HBP		
2/9	Tennessee St.							-DNP-									
2/9	McNeese	0-1	16.80	0	1.2	6	6	4	2	0	2	0	0	12	0		
2/10	Chattanooga							-DNP-									
2/10	Cal	0-1	21.00	0	0.1	2	5	1	1	0	0	0	1	6	0		
2/11	Louisiana	--	10.50	0	1.1	1	2	2	1	1	0	0	0	8	0		
2/14	UTEP							-DNP-									
2/14	UTEP	--	10.50	0	0.2	2	1	1	0	0	1	0	0	4	0		
2/16	Marist							-DNP-									
2/16	Abilene Christian	0-1	7.64	0	3.2	7	4	4	1	1	3	0	1	19	0		
2/17	Houston Christian							-DNP-									
2/18	Marist	1-0	4.20	0	1.2	3	1	1	2	1	0	0	1	11	0		
2/18	Abilene Christian							-DNP-									
2/23	Stephen F. Austin							-DNP-									
2/23	North Texas	0-1	3.50	1	6.0	7	3	3	2	4	0	0	0	26	0		
2/24	Stephen F. Austin							-DNP-									
2/24	North Texas	0-1	0.00	1	7.1	2	1	0	0	2	1	0	0	25	0		
2/25	Minnesota	--	21.00	0	1.1	4	5	4	3	0	1	1	0	12	0		
2/28	Texas Tech	--	7.00	0	3.0	5	4	3	2	0	1	0	2	18	1		
3/1	Pacific	0-1	10.50	0	2.0	4	3	3	0	0	2	0	0	11	1		
3/1	Montana	1-0	0.00	0	3.2	3	0	0	1	1	0	0	0	14	0		
3/2	Toledo							-DNP-									
3/2	Grand Canyon	0-1	7.00	0	3.0	4	3	3	0	1	2	1	0	13	0		
3/6	Cleveland State																
3/7	UConn																
3/7	Hawai'i																
3/8	UConn																
3/8	Hawai'i																
3/12	Texas Tech																
3/12	Texas Tech																
3/15	San José State																
3/16	San José State																
3/17	San José State																
3/122	UNLV																
3/23	UNLV																
3/24	UNLV																
3/26	New Mexico State																
3/26	New Mexico State																
3/28	Nevada																
3/29	Nevada																
3/30	Nevada																
4/3	San Diego State																
4/3	San Diego State																
4/6	Colorado State																
4/7	Colorado State																
4/16	New Mexico State																
4/19	Utah State																
4/20	Utah State																
4/21	Utah State																
4/26	Boise State																
4/27	Boise State																
4/28	Boise State																
5/2	Fresno State																
5/3	Fresno State																
5/4	Fresno State																
		2-7	5.69	2	35.2	51	38	29	15	11	13	2	5	179	2		

CAREER STATS																			
SEASON	GS	APP	CG	W-L	ERA	SHO	SV	IP	H	R	ER	BB	SO	2B	3B	HR	BF	NP-STK	WP
2023	14	29	2	5-10	4.86	0	0	90.2	128	83	63	29	28	27	2	13	441	1547-917	3
2024	6	13	2	2-7	5.69	0	0	35.2	51	38	29	15	11	13	2	5	179	611-366	2
TOTAL	20	42	4	7-17	5.10	0	0	126.1	179	121	92	44	39	40	4	18	620	2158-1283	5

- HIGHLIGHTS
- Majoring in psychology
  - First collegiate start came at LSU
  - First signee for Coach Dickson and staff (signed June 17, 2022)
  - Redshirted at Louisiana
  - Was a three-time first team all-state and all-district pitcher and pitched the Tigers to three consecutive state championship game appearances, earning the title her freshman season

THE 2024 LOBOS



16

Brooke Umali

FR • P • 5-3 • L/L

Burlingame, Calif. (Aragon HS)

SEASON BESTS

IP (high)	31	Montana, 3-1-24
H (low)	0	Minnesota, 2-25-24
R (low)	0	Minnesota, 2-25-24
ER (low)	0	Minnesota, 2-25-24
BB (low)	0	2x, last: GCU, 3-2-24
SO (high)	2	2x, last: Montana, 3-1-24
BF (high)	14	Montana, 3-1-24
NP (high)	64	Montana, 3-1-24

CAREER BESTS (MIN. 3.0 IP)

IP (high)	Same
H (low)	2 Texas Tech, 2-28-24
R (low)	2 Texas Tech, 2-28-24
ER (low)	2 Texas Tech, 2-28-24
BB (low)	1 Texas Tech, 2-28-24
SO (high)	
BF (high)	11 Texas Tech, 2-28-24
NP (high)	35 Texas Tech, 2-28-24

PITCHING SUPERLATIVES (MIN. 4.0 IP)

	Season	Career
5+ K		
10+ K		
1 R or Less		
Shutout		

2024 GAME-BY-GAME																	
DATE	OPPONENT	W-L	ERA	CG	IP	H	R	ER	BB	SO	2B	3B	HR	BF	HBP		
2/9	Tennessee St.							-DNP-									
2/9	McNeese							-DNP-									
2/10	Chattanooga							-DNP-									
2/10	Cal							-DNP-									
2/11	Louisiana							-DNP-									
2/14	UTEP							-DNP-									
2/14	UTEP							-DNP-									
2/16	Marist							-DNP-									
2/16	Abilene Christian							-DNP-									
2/17	Houston Christian							-DNP-									
2/18	Marist							-DNP-									
2/18	Abilene Christian							-DNP-									
2/23	Stephen F. Austin							-DNP-									
2/23	North Texas							-DNP-									
2/24	Stephen F. Austin	--	3.00	0	2.1	2	1	1	2	2	0	0	1	11	0		
2/24	North Texas							-DNP-									
2/25	Minnesota	--	0.00	0	0.2	0	0	0	0	0	0	0	0	2	0		
2/28	Texas Tech	--	4.67	0	3.0	2	2	2	1	0	1	1	0	11	0		
3/1	Pacific							-DNP-									
3/1	Montana	--	4.20	0	3.1	4	2	2	1	2	0	1	1	14	0		
3/2	Toledo							-DNP-									
3/2	Grand Canyon	--	8.40	0	1.2	4	2	2	0	1	1	0	1	9	0		
3/6	Cleveland State																
3/7	UConn																
3/7	Hawai'i																
3/8	UConn																
3/8	Hawai'i																
3/12	Texas Tech																
3/12	Texas Tech																
3/15	San José State																
3/16	San José State																
3/17	San José State																
3/122	UNLV																
3/23	UNLV																
3/24	UNLV																
3/26	New Mexico State																
3/26	New Mexico State																
3/28	Nevada																
3/29	Nevada																
3/30	Nevada																
4/3	San Diego State																
4/3	San Diego State																
4/6	Colorado State																
4/7	Colorado State																
4/16	New Mexico State																
4/19	Utah State																
4/20	Utah State																
4/21	Utah State																
4/26	Boise State																
4/27	Boise State																
4/28	Boise State																
5/2	Fresno State																
5/3	Fresno State																
5/4	Fresno State																
		0-0	4.45	0	11.0	12	7	7	4	5	2	2	3	47	0		

CAREER STATS																			
SEASON	GS	APP	CG	W-L	ERA	SHO	SV	IP	H	R	ER	BB	SO	2B	3B	HR	BF	NP-STK	WP
2024	1	5	0	0-0	4.45	0	0	11.0	12	7	7	4	5	2	2	3	47	178-104	0
TOTAL	1	5	0	0-0	4.45	0	0	11.0	12	7	7	4	5	2	2	3	47	178-104	0

- HIGHLIGHTS
- First collegiate start was against Montana
  - Majoring in business administration
  - Played for Warrior Academy
  - Wore 16 since she started playing softball at age 7



THE 2024 LOBOS



17 Amber Linton  
SR • P • 6-0 • R/R  
Franklin, Ind. (Indiana)

SEASON BESTS

IP (high)	51	UTEP, 2-14-24
H (low)	1	Marist, 2-16-24
R (low)	0	Marist, 2-16-24
ER (low)	0	Marist, 2-16-24
BB (low)	1	2x, last: Marist, 2-16-24
SO (high)	5	2x, last: UTEP, 2-14-24
BF (high)	26	UTEP, 2-14-24
NP (high)	108	UTEP, 2-14-24

CAREER BESTS (MIN. 3.0 IP)

IP (high)	11.0	UTEP, 3-1-23
H (low)	0	Boise State, 5-8-22
R (low)	0	5x, last: SJSU, 3-25-23
ER (low)	0	7x, last: SJSU, 3-25-23
BB (low)	0	5x, last: Nevada, 4-28-23
SO (high)	14	Utah State, 3-17-23
BF (high)	48	UTEP, 3-1-23
NP (high)	201	Utah State, 3-17-23

PITCHING SUPERLATIVES (MIN. 4.0 IP)

	Season	Career
5+ K	1	28
10+ K		5
1 R or Less		10
Shutout		3

2024 GAME-BY-GAME

DATE	OPPONENT	W-L	ERA	CG	IP	H	R	ER	BB	SO	2B	3B	HR	BF	HBP
2/9	Tennessee St.	--	14.00	0	3.0	5	6	6	5	5	1	0	0	20	1
2/9	McNeese	--	3.00	0	2.1	2	3	1	4	0	2	0	0	14	0
2/10	Chattanooga	--	2.80	0	5.0	7	3	2	2	3	1	0	1	24	0
2/10	Cal	--	10.50	0	2.0	6	3	3	1	2	0	0	1	11	0
2/11	Louisiana	--	21.00	0	1.0	3	4	3	4	1	1	0	0	10	0
2/14	UTEP							-DNP-							
2/14	UTEP	0-1	3.94	0	5.1	6	3	3	5	2	0	0	0	26	1
2/16	Marist	--	0.00	0	1.0	1	0	0	1	2	0	0	0	5	0
2/16	Abilene Christian							-DNP-							
2/17	Houston Christian							-DNP-							
2/18	Marist							-DNP-							
2/18	Abilene Christian							-DNP-							
2/23	Stephen F. Austin							-DNP-							
2/23	North Texas							-DNP-							
2/24	Stephen F. Austin							-DNP-							
2/24	North Texas							-DNP-							
2/25	Minnesota							-DNP-							
2/28	Texas Tech							-DNP-							
3/1	Pacific							-DNP-							
3/1	Montana							-DNP-							
3/2	Toledo							-DNP-							
3/2	Grand Canyon							-DNP-							
3/6	Cleveland State														
3/7	UConn														
3/7	Hawai'i														
3/8	UConn														
3/8	Hawai'i														
3/12	Texas Tech														
3/12	Texas Tech														
3/15	San José State														
3/16	San José State														
3/17	San José State														
3/122	UNLV														
3/23	UNLV														
3/24	UNLV														
3/26	New Mexico State														
3/26	New Mexico State														
3/28	Nevada														
3/29	Nevada														
3/30	Nevada														
4/3	San Diego State														
4/3	San Diego State														
4/6	Colorado State														
4/7	Colorado State														
4/16	New Mexico State														
4/19	Utah State														
4/20	Utah State														
4/21	Utah State														
4/26	Boise State														
4/27	Boise State														
4/28	Boise State														
5/2	Fresno State														
5/3	Fresno State														
5/4	Fresno State														
		0-1	6.41	0	19.2	30	22	18	20	18	7	0	2	110	2

CAREER STATS

SEASON	GS	APP	CG	W-L	ERA	SHO	SV	IP	H	R	ER	BB	SO	2B	3B	HR	BF	NP-STK	WP
2021	4	19	0	4-3	3.79	0	0	44.1	52	33	24	24	21	12	2	2	214	159-82	1
2022	27	38	7	12-14	4.02	0	3	156.2	181	125	90	73	156	22	4	6	779	2512-1503	11
2023	25	32	14	11-13	3.71	3	1	158.2	171	103	84	70	164	33	1	12	742	3086-1844	4
2024	2	7	0	0-1	6.41	0	0	19.2	30	22	18	20	18	7	0	2	110	470-263	1
TOTAL	57	94	21	27-30	3.98	3	4	373.0	427	280	212	183	352	72	7	22	1814	6227-3692	17

HIGHLIGHTS

- 2 highest strikeouts per game in program history: 7.24 strikeouts per game in 2023 was the single-season program record, breaking her own record of 6.97 she set in 2022
- 156 strikeouts in 2022 were the 6th most in a single-season in program history; 164 in 2023 were the 5th most in a single-season.
- Named MW Pitcher of the Week on March 1, 2022
- Pitched a team-high 158.2 innings with team-high 14 complete games and 3 shutouts last season
- 105 strikeouts from setting the career program record
- Accounting major

THE 2024 LOBOS



18

Grace Rana

SO • C • 5-6 • R/R

Queen Creek, Ariz. (Queen Creek HS)

SEASON BESTS

Hits	1	ACU, 2-18-24
Doubles		
Triples		
Home Runs		
RBI	1	Marist, 2-16-24
Runs		
Walks	1	Marist, 2-18-24
Stolen Bases		

CAREER BESTS

Hits	Same	
Doubles		
Triples		
Home Runs		
RBI	Same	
Runs	1	6x, last: Nevada, 4-28-23
Walks	Same	
Stolen Bases	1	Oregon State 2-11-23

STREAKS

	Current	Career Best
Hitting		1
On-Base		2

MULTI-HIT GAMES

	2	3	4	5+	TOTAL
2023	-	-	-	-	0
2024					

MULTI-RBI GAMES

	2	3	4	5+	TOTAL
2023	-	-	-	-	0
2024					

2024 GAME-BY-GAME																	
DATE	OPPONENT	POS	AB	R	H	TB	2B	3B	HR	RBI	BB	HBP	SO	SB-ATT	E		
2/9	Tennessee State						-DNP-										
2/9	McNeese						-DNP-										
2/10	Chattanooga						-DNP-										
2/10	Cal						-DNP-										
2/11	Louisiana						-DNP-										
2/14	UTEP						-DNP-										
2/14	UTEP						-DNP-										
2/16	Marist	*c	1	0	0	0	0	0	0	1	0	0	0	0-0	0		
2/16	Abilene Christian						-DNP-										
2/17	Houston Christian						-DNP-										
2/18	Marist	ph/c	1	0	0	0	0	0	0	0	1	1	0	0-0	0		
2/18	Abilene Christian	*c	2	0	1	1	0	0	0	0	0	0	0	0-0	1		
2/23	Stephen F. Austin						-DNP-										
2/23	North Texas						-DNP-										
2/24	Stephen F. Austin						-DNP-										
2/24	North Texas	ph	1	0	0	0	0	0	0	0	0	0	1	0-0	0		
2/25	Minnesota						-DNP-										
2/28	Texas Tech						-DNP-										
3/1	Pacific	pr	0	0	0	0	0	0	0	0	0	0	0	0-0	0		
3/1	Montana						-DNP-										
3/2	Toledo	pr	0	0	0	0	0	0	0	0	0	0	0	0-0	0		
3/2	Grand Canyon	*c	2	0	0	0	0	0	0	0	0	0	0	0-0	0		
3/6	Cleveland State																
3/7	UConn																
3/7	Hawai'i																
3/8	UConn																
3/8	Hawai'i																
3/12	Texas Tech																
3/12	Texas Tech																
3/15	San José State																
3/16	San José State																
3/17	San José State																
3/22	UNLV																
3/23	UNLV																
3/24	UNLV																
3/26	New Mexico State																
3/26	New Mexico State																
3/28	Nevada																
3/29	Nevada																
3/30	Nevada																
4/3	San Diego State																
4/3	San Diego State																
4/6	Colorado State																
4/7	Colorado State																
4/16	New Mexico State																
4/19	Utah State																
4/20	Utah State																
4/21	Utah State																
4/26	Boise State																
4/27	Boise State																
4/28	Boise State																
5/2	Fresno State																
5/3	Fresno State																
5/4	Fresno State																
			3	7	0	1	1	0	0	0	1	1	1	1	0-0	1	

CAREER STATS																			
SEASON	GP	GS	AVG.	AB	R	H	2B	3B	HR	RBI	TB	SLG%	BB	SO	HBP	OB%	SF	SH	SB-SA
2023	20	0	.000	1	6	0	0	0	0	0	0	.000	0	0	0	.000	0	0	1-1
2024	7	3	.143	7	0	1	0	0	0	1	1	.143	1	1	1	.333	0	1	0-0
TOTAL	27	3	.125	8	6	1	0	0	0	1	1	.125	1	1	1	.300	0	1	1-1

- HIGHLIGHTS
- Psychology major
  - Appeared in 20 games, primarily as a pinch runner
  - Made first career start and recorded first career hit against Marist on Feb. 16
  - At-bat came against Boise State on April 7, 2023
  - Named to the All-Region Second Team in 2019
  - Played for the AZ Hotshots- Delsante

THE 2024 LOBOS



20 Emma Bramson

JR • INF • 5-7 • R/R  
Valencia, Calif. (Valencia HS)

SEASON BESTS

Hits	2	3x, last: SFA, 2-24-24
Doubles	1	HCU, 2-17-24
Triples	1	McNeese, 2-9-24
Home Runs		
RBI	2	2x, last: SFA, 2-23-24
Runs	1	9x, last: Toledo, 3-2-24
Walks	1	3x, last: Marist, 2-18-24
Stolen Bases	2	Marist, 2-16-24

CAREER BESTS

Hits	4	Utah State, 3-19-23
Doubles	2	Utah State, 3-19-23
Triples		
Home Runs	2	UC Santa Barbara, 3-3-22
RBI	5	UC Santa Barbara, 3-3-22
Runs	4	Utah State, 3-19-23
Walks	3	2x, last: Utah State, 3-17-23
Stolen Bases	2	Marist, 2-16-24

STREAKS

	Current	Career Best
Hitting	3	8
On-Base	3	8

MULTI-HIT GAMES

	2	3	4	5+	TOTAL
2022	9	1	-	-	10
2023	5	1	1	-	7
2024	3				3

MULTI-RBI GAMES

	2	3	4	5+	TOTAL
2022	3	-	-	1	4
2023	1	-	-	-	1
2024	2				2

2024 GAME-BY-GAME

DATE	OPPONENT	POS	AB	R	H	TB	2B	3B	HR	RBI	BB	HBP	SO	SB-ATT	E
2/9	Tennessee State	*3b	4	0	0	0	0	0	0	0	0	0	2	0-0	0
2/9	McNeese	*3b	2	1	2	4	0	1	0	0	1	0	0	0-0	1
2/10	Chattanooga	*3b/dp	2	0	1	1	0	0	0	2	0	0	0	0-0	1
2/10	Cal	*of	2	1	2	2	0	0	0	0	0	0	0	0-0	0
2/11	Louisiana	*of	2	0	1	1	0	0	0	1	0	0	0	0-0	1
2/14	UTEP	*dp	3	0	1	1	0	0	0	0	0	0	0	1-1	0
2/14	UTEP	*dp	3	1	1	1	0	0	0	0	0	0	0	1-1	0
2/16	Marist	*dp	3	1	0	0	0	0	0	1	0	1	0	2-2	0
2/16	Abilene Christian	*dp	4	1	0	0	0	0	0	0	0	0	0	0-0	0
2/17	Houston Christian	*dp	3	1	1	2	1	0	0	0	1	0	0	0-0	0
2/18	Marist	*dp	3	1	0	0	0	0	0	0	1	0	0	0-0	0
2/18	Abilene Christian	*3b/dp	2	0	0	0	0	0	0	0	0	0	0	0-0	1
2/23	Stephen F. Austin	*dp	3	0	1	1	0	0	0	2	0	1	0	0-0	0
2/23	North Texas	*of/dp	3	0	0	0	0	0	0	0	0	0	0	0-0	0
2/24	Stephen F. Austin	*dp/lb	2	1	2	2	0	0	0	0	0	0	0	0-0	0
2/24	North Texas	*lb	2	0	0	0	0	0	0	0	0	0	0	0-0	0
2/25	Minnesota	*lb	2	0	1	1	0	0	0	0	0	0	0	0-0	0
2/28	Texas Tech	*lb	3	0	0	0	0	0	0	0	0	0	2	0-0	0
3/1	Pacific	*lb	4	0	0	0	0	0	0	0	0	0	1	0-0	0
3/1	Montana	*lb	2	0	1	1	0	0	0	0	0	0	0	0-0	0
3/2	Toledo	*lb	3	1	1	1	0	0	0	0	0	0	0	0-0	0
3/2	Grand Canyon	*lb	3	0	1	1	0	0	0	0	0	0	0	0-0	0
3/6	Cleveland State														
3/7	UConn														
3/7	Hawai'i														
3/8	UConn														
3/8	Hawai'i														
3/12	Texas Tech														
3/12	Texas Tech														
3/15	San José State														
3/16	San José State														
3/17	San José State														
3/22	UNLV														
3/23	UNLV														
3/24	UNLV														
3/26	New Mexico State														
3/26	New Mexico State														
3/28	Nevada														
3/29	Nevada														
3/30	Nevada														
4/3	San Diego State														
4/3	San Diego State														
4/6	Colorado State														
4/7	Colorado State														
4/16	New Mexico State														
4/19	Utah State														
4/20	Utah State														
4/21	Utah State														
4/26	Boise State														
4/27	Boise State														
4/28	Boise State														
5/2	Fresno State														
5/3	Fresno State														
5/4	Fresno State														
			22	60	9	16	19	1	1	0	6	3	2	5	4-4 4

CAREER STATS

SEASON	GP	GS	AVG.	AB	R	H	2B	3B	HR	RBI	TB	SLG%	BB	SO	HBP	OB%	SF	SH	SB-SA	PO	A	E	FLD%
2022	46	46	.245	139	24	34	4	0	6	23	56	.403	11	20	1	.301	2	1	0-0	45	69	9	.926
2023	44	44	.314	121	18	38	5	0	1	11	46	.380	8	16	2	.361	2	2	2-2	41	67	9	.923
2024	22	22	.267	60	9	16	1	1	0	6	19	.317	3	5	2	.313	2	3	4-4	55	4	4	.937
TOTAL	112	112	.275	320	51	88	10	1	7	40	121	.378	22	41	5	.326	6	5	6-6	141	140	22	.927

HIGHLIGHTS

- Named MW Freshman of the Week on Feb. 22, 2022
- Had a 7-game streak of reaching base and 6-game hitting streak this season
- Career-high 9 total bases against UC Santa Barbara on March 3, 2022
- Started in 44 games, 39 games at third and 5 games at second as a sophomore
- Played 25 games at third base and 21 games at shortstop as a freshman
- Majoring in sociology with a psychology minor

THE 2024 LOBOS



21 Taylor Morgan

SO • OF • 5-6 • R/R  
Gallup, N.M. (Trinidad State College)

SEASON BESTS	
Hits	
Doubles	
Triples	
Home Runs	
RBI	
Runs	
Walks	
Stolen Bases	

CAREER BESTS	
Hits	
Doubles	
Triples	
Home Runs	
RBI	
Runs	
Walks	
Stolen Bases	

STREAKS	
	Current Career Best
Hitting	
On-Base	

MULTI-HIT GAMES					
	2	3	4	5+	TOTAL
2024					

MULTI-RBI GAMES					
	2	3	4	5+	TOTAL
2024					

2024 GAME-BY-GAME																
DATE	OPPONENT	POS	AB	R	H	TB	2B	3B	HR	RBI	BB	HBP	SO	SB-ATT	E	
2/9	Tennessee State															-DNP-
2/9	McNeese															-DNP-
2/10	Chattanooga															-DNP-
2/10	Cal															-DNP-
2/11	Louisiana															-DNP-
2/14	UTEP															-DNP-
2/14	UTEP															-DNP-
2/16	Marist															-DNP-
2/16	Abilene Christian															-DNP-
2/17	Houston Christian															-DNP-
2/18	Marist															-DNP-
2/18	Abilene Christian															-DNP-
2/23	Stephen F. Austin															-DNP-
2/23	North Texas															-DNP-
2/24	Stephen F. Austin															-DNP-
2/24	North Texas															-DNP-
2/25	Minnesota															-DNP-
2/28	Texas Tech															-DNP-
3/1	Pacific															-DNP-
3/1	Montana															-DNP-
3/2	Toledo															-DNP-
3/2	Grand Canyon															-DNP-
3/6	Cleveland State															
3/7	UConn															
3/7	Hawai'i															
3/8	UConn															
3/8	Hawai'i															
3/12	Texas Tech															
3/12	Texas Tech															
3/15	San José State															
3/16	San José State															
3/17	San José State															
3/22	UNLV															
3/23	UNLV															
3/24	UNLV															
3/26	New Mexico State															
3/26	New Mexico State															
3/28	Nevada															
3/29	Nevada															
3/30	Nevada															
4/3	San Diego State															
4/3	San Diego State															
4/6	Colorado State															
4/7	Colorado State															
4/16	New Mexico State															
4/19	Utah State															
4/20	Utah State															
4/21	Utah State															
4/26	Boise State															
4/27	Boise State															
4/28	Boise State															
5/2	Fresno State															
5/3	Fresno State															
5/4	Fresno State															

CAREER STATS																
SEASON	GP	GS	AVG.	AB	R	H	2B	3B	HR	RBI	TB	SLG%	BB	SO	HBP	OB% SF SH SB-SA PO A E FLD%
2024																
TOTAL																

HIGHLIGHTS

THE 2024 LOBOS



23 McKenna Guest

FR • P • 5-6 • R/R  
Pattonville, Texas (Prairiland HS)

SEASON BESTS

IP (high)	7.2	UTEP, 2-14-24
H (low)	1	Marist, 2-18-24
R (low)	0	2x, last: Marist, 2-18-24
ER (low)	0	3x, last: Marist, 2-18-24
BB (low)	0	5x, last: Toledo, 3-2-24
SO (high)	9	UTEP, 2-14-24
BF (high)	33	UTEP, 2-14-24
NP (high)	133	UTEP, 2-14-24

CAREER BESTS

IP (high)	Same
H (low)	Same
R (low)	Same
ER (low)	Same
BB (low)	Same
SO (high)	Same
BF (high)	Same
NP (high)	Same

PITCHING SUPERLATIVES (MIN. 4.0 IP)

	Season	Career
5+ K	2	2
10+ K		
1 R or Less	2	2
Shutout		

2024 GAME-BY-GAME

DATE	OPPONENT	W-L	ERA	CG	IP	H	R	ER	BB	SO	2B	3B	HR	BF	HBP
2/9	Tennessee St.	1-0	0.00	0	4.0	4	0	0	0	4	1	0	0	16	0
2/9	McNeese						-DNP-								
2/10	Chattanooga	0-1	0.00	0	2.0	4	1	0	2	2	0	0	0	13	0
2/10	Cal	--	--	0	0.0	4	6	6	2	0	1	0	0	6	0
2/11	Louisiana	0-1	14.00	0	2.0	4	4	4	1	1	0	0	1	12	1
2/14	UTEP	0-1	3.65	1	7.2	9	4	4	2	9	0	0	2	33	0
2/14	UTEP						-DNP-								
2/16	Marist	1-0	3.50	0	6.0	4	3	3	5	7	0	0	0	27	0
2/16	Abilene Christian						-DNP-								
2/17	Houston Christian	0-1	3.50	1	6.0	5	3	3	2	3	2	0	0	25	1
2/18	Marist	--	0.00	0	2.2	1	0	0	1	4	0	0	0	10	0
2/18	Abilene Christian	0-1	6.46	1	4.1	8	8	4	0	1	2	0	0	26	3
2/23	Stephen F. Austin	1-0	2.00	1	7.0	5	3	2	3	0	0	0	1	29	0
2/23	North Texas						-DNP-								
2/24	Stephen F. Austin	0-1	--	0	0.0	3	4	4	0	0	0	0	0	4	1
2/24	North Texas						-DNP-								
2/25	Minnesota	0-1	7.00	0	5.0	9	5	5	3	2	3	0	0	28	2
2/28	Texas Tech	0-1	--	0	0.0	3	3	3	0	0	0	0	1	3	0
3/1	Pacific	--	3.50	0	4.0	4	2	2	3	0	0	0	1	17	1
3/1	Montana						-DNP-								
3/2	Toledo	1-0	3.50	1	7.0	5	1	1	0	4	1	0	0	26	0
3/2	Grand Canyon						-DNP-								
3/6	Cleveland State														
3/7	UConn														
3/7	Hawai'i														
3/8	UConn														
3/8	Hawai'i														
3/12	Texas Tech														
3/12	Texas Tech														
3/15	San José State														
3/16	San José State														
3/17	San José State														
3/122	UNLV														
3/23	UNLV														
3/24	UNLV														
3/26	New Mexico State														
3/26	New Mexico State														
3/28	Nevada														
3/29	Nevada														
3/30	Nevada														
4/3	San Diego State														
4/3	San Diego State														
4/6	Colorado State														
4/7	Colorado State														
4/16	New Mexico State														
4/19	Utah State														
4/20	Utah State														
4/21	Utah State														
4/26	Boise State														
4/27	Boise State														
4/28	Boise State														
5/2	Fresno State														
5/3	Fresno State														
5/4	Fresno State														
		4-8	4.98	5	57.2	72	47	41	24	37	10	0	6	275	9

CAREER STATS


SEASON	GS	APP	CG	W-L	ERA	SHO	SV	IP	H	R	ER	BB	SO	2B	3B	HR	BF	NP-STK	WP	HBP	PO	A	E	FLD%
2024	11	15	5	4-8	4.98	0	1	57.2	72	47	41	24	37	10	0	6	275	1001-595	4	9	1	10	0	1.000
TOTAL	11	15	5	4-8	4.98	0	1	57.2	72	47	41	24	37	10	0	6	275	1001-595	4	9	1	10	0	1.000

HIGHLIGHTS

- Earned save against Marist on Feb. 18
- 2 appearances not allowing a run, 8 appearances with multiple strikeouts
- Named District 12-3A Newcomer of the Year, All-RRV Pitcher of the Year and the Prairiland and HS Softball MVP in 2021
- TGCA all-state, District 12-3 MVP, Prairiland Co-MVP, All-RRV Co-MVP in 2022
- Involved in robotics in high school, and won the 2021 Prairiland Robotics Award. Her robotics team placed third at the Robotics state qualifier.



THE 2024 LOBOS



24

Diamond Sandoval

SR • OF • 5-3 • R/R

Norwalk, Calif. (St. Paul HS)

SEASON BESTS

Hits  
Doubles  
Triples  
Home Runs  
RBI  
Runs  
Walks  
Stolen Bases

CAREER BESTS

Hits 2 Maine, 3-12-22  
Doubles 1 2x, last: Utah State, 3-27-22  
Triples 1 Maine, 3-12-22  
Home Runs  
RBI 2 2x, last: Maine, 3-12-22  
Runs 1 9x, last: at NMSU, 3-22-22  
Walks 1 5x, last: Utah St., 3-27-22  
Stolen Bases

STREAKS

Current

Career Best

Hitting 2  
On-Base 3

MULTI-HIT GAMES

	2	3	4	5+	TOTAL
2021	-	-	-	-	-
2022	1	-	-	-	1
2023					

MULTI-RBI GAMES

	2	3	4	5+	TOTAL
2021	-	-	-	-	-
2022	2	-	-	-	2
2023					

2024 GAME-BY-GAME																		
DATE	OPPONENT	POS	AB	R	H	TB	2B	3B	HR	RBI	BB	HBP	SO	SB-ATT	E			
2/9	Tennessee State						-DNP-											
2/9	McNeese						-DNP-											
2/10	Chattanooga						-DNP-											
2/10	Cal	ph	1	0	0	0	0	0	0	0	0	0	0	0-0	0			
2/11	Louisiana						-DNP-											
2/14	UTEP						-DNP-											
2/14	UTEP						-DNP-											
2/16	Marist						-DNP-											
2/16	Abilene Christian						-DNP-											
2/17	Houston Christian						-DNP-											
2/18	Marist						-DNP-											
2/18	Abilene Christian						-DNP-											
2/23	Stephen F. Austin						-DNP-											
2/23	North Texas						-DNP-											
2/24	Stephen F. Austin						-DNP-											
2/24	North Texas						-DNP-											
2/25	Minnesota						-DNP-											
2/28	Texas Tech						-DNP-											
3/1	Pacific						-DNP-											
3/1	Montana						-DNP-											
3/2	Toledo						-DNP-											
3/2	Grand Canyon						-DNP-											
3/6	Cleveland State																	
3/7	UConn																	
3/7	Hawai'i																	
3/8	UConn																	
3/8	Hawai'i																	
3/12	Texas Tech																	
3/12	Texas Tech																	
3/15	San José State																	
3/16	San José State																	
3/17	San José State																	
3/22	UNLV																	
3/23	UNLV																	
3/24	UNLV																	
3/26	New Mexico State																	
3/26	New Mexico State																	
3/28	Nevada																	
3/29	Nevada																	
3/30	Nevada																	
4/3	San Diego State																	
4/3	San Diego State																	
4/6	Colorado State																	
4/7	Colorado State																	
4/16	New Mexico State																	
4/19	Utah State																	
4/20	Utah State																	
4/21	Utah State																	
4/26	Boise State																	
4/27	Boise State																	
4/28	Boise State																	
5/2	Fresno State																	
5/3	Fresno State																	
5/4	Fresno State																	
			1	0	0	0	0	0	0	0	0	0	0	0-0	0			

CAREER STATS																		
SEASON	GP	GS	AVG.	AB	R	H	2B	3B	HR	RBI	TB	SLG%	BB	SO	HBP	OB%	SF	SH
2021	14	2	.125	16	3	2	0	0	0	1	2	.125	3	5	0	.263	0	0
2022	20	6	.231	26	4	6	2	1	0	4	10	.385	2	7	0	.286	0	0
2023	2	0	.000	2	0	0	0	0	0	0	0	.000	0	1	0	.000	0	0
2024	1	0	.000	1	0	0	0	0	0	0	0	.000	0	0	0	.000	0	0
TOTAL	37	8	.178	45	7	8	2	1	0	5	12	.267	5	13	0	.260	0	0

HIGHLIGHTS																		
<ul style="list-style-type: none"><li>Started 6 games all at DP in 2022</li><li>Pinch hit in 2 games last season</li><li>Recorded first collegiate hit against San José State on May 8, 2021, which resulted in a RBI</li></ul>																		

THE 2024 LOBOS



25 Chloe Yeatts

SO • C • 5-9 • R/R  
Ardmore, Okla. (Lone Grove HS)

SEASON BESTS

Hits	2	Tennessee State, 2-9-24
Doubles	1	4x, last: Toledo, 3-2-24
Triples		
Home Runs	1	3x, last: Texas Tech, 2-28-24
RBI	3	Tennessee State, 2-9-24
Runs	1	5x, last: Texas Tech, 2-28-24
Walks	1	3x, last: Marist, 2-18-24
Stolen Bases		

CAREER BESTS

Hits	3	SJSU, 3-25-23
Doubles	2	SJSU, 3-25-23
Triples		
Home Runs	1	8x, last: Texas Tech, 2-28-24
RBI	4	2x, last: Nevada, 4-20-23
Runs	2	Oregon St., 2-11-23
Walks	1	10x, last: Marist, 2-18-24
Stolen Bases	1	NMSU, 2-25-23

STREAKS

	Current	Career Best
Hitting	5	5
On-Base	5	5

MULTI-HIT GAMES

	2	3	4	5+	TOTAL
2023	8	1	-	-	9
2024	1				1

MULTI-RBI GAMES

	2	3	4	5+	TOTAL
2023	4	2	2	-	8
2024	2	1			3

2024 GAME-BY-GAME

DATE	OPPONENT	POS	AB	R	H	TB	2B	3B	HR	RBI	BB	HBP	SO	SB-ATT	E
2/9	Tennessee State	*1b	3	1	2	5	0	0	1	3	1	0	0	0-0	0
2/9	McNeese	*1b	3	1	1	4	0	0	1	2	0	0	0	0-0	0
2/10	Chattanooga	*1b	4	0	1	1	0	0	0	0	0	0	1	0-0	0
2/10	Cal	*1b	1	0	1	1	0	0	0	0	1	0	0	0-0	0
2/11	Louisiana	*1b	3	0	0	0	0	0	0	0	0	0	1	0-0	0
2/14	UTEP	*1b	4	0	1	2	1	0	0	1	0	0	1	0-0	0
2/14	UTEP	*1b	3	0	0	0	0	0	0	1	0	0	1	0-0	0
2/16	Marist	*1b	4	1	1	2	1	0	0	0	0	1	0	0-0	0
2/16	Abilene Christian	*1b	3	0	0	0	0	0	0	0	0	0	0	0-0	0
2/17	Houston Christian	*1b	3	0	1	1	0	0	0	1	0	0	1	0-0	0
2/18	Marist	*1b	3	1	1	1	0	0	0	1	1	0	0	0-0	0
2/18	Abilene Christian	*1b	2	0	0	0	0	0	0	0	0	0	0	0-0	0
2/23	Stephen F. Austin	*1b	4	0	0	0	0	0	0	0	0	0	1	0-0	0
2/23	North Texas	*1b	1	0	0	0	0	0	0	0	0	2	1	0-0	0
2/24	Stephen F. Austin	*1b/dp	1	0	1	1	0	0	0	0	0	0	0	0-0	1
2/24	North Texas	c	1	0	0	0	0	0	0	0	0	0	1	0-0	0
2/25	Minnesota	c	2	0	0	0	0	0	0	0	0	0	0	0-0	0
2/28	Texas Tech	*c	3	1	1	4	0	0	1	1	0	0	1	0-0	0
3/1	Pacific	*c	3	0	1	1	0	0	0	0	0	1	0	0-0	0
3/1	Montana	*c	4	0	1	1	0	0	0	1	0	0	1	0-0	0
3/2	Toledo	*c	3	0	1	2	1	0	0	2	0	0	0	0-0	0
3/2	Grand Canyon	*dp	4	0	1	2	1	0	0	1	0	0	1	0-0	0
3/6	Cleveland State														
3/7	UConn														
3/7	Hawai'i														
3/8	UConn														
3/8	Hawai'i														
3/12	Texas Tech														
3/12	Texas Tech														
3/15	San José State														
3/16	San José State														
3/17	San José State														
3/22	UNLV														
3/23	UNLV														
3/24	UNLV														
3/26	New Mexico State														
3/26	New Mexico State														
3/28	Nevada														
3/29	Nevada														
3/30	Nevada														
4/3	San Diego State														
4/3	San Diego State														
4/6	Colorado State														
4/7	Colorado State														
4/16	New Mexico State														
4/19	Utah State														
4/20	Utah State														
4/21	Utah State														
4/26	Boise State														
4/27	Boise State														
4/28	Boise State														
5/2	Fresno State														
5/3	Fresno State														
5/4	Fresno State														
		20	62	5	15	28	4	0	3	14	3	4	11	0-0	1


CAREER STATS

SEASON	GP	GS	AVG.	AB	R	H	2B	3B	HR	RBI	TB	SLG%	BB	SO	HBP	OB%	SF	SH	SB-SA	PO	A	E	FLD%
2023	48	42	.272	125	15	34	7	0	5	31	56	.448	7	19	1	.311	2	0	1-1	176	10	6	.969
2024	22	20	.242	62	5	15	4	0	3	14	28	.452	3	11	4	.319	0	0	0-0	79	4	1	.988
TOTAL	70	62	.262	187	20	49	11	0	8	45	84	.449	10	30	5	.314	2	0	1-1	255	14	7	.975

HIGHLIGHTS

- First collegiate hit and RBI came against Nicholls in her first collegiate at-bat
- Started 34 games at catcher, 7 as designated player and 1 at first last season
- Signed with UNM on July 22, 2022
- Majoring in secondary education
- High school team won the 2021 Oklahoma 4A state championship in 2021 after finishing runner-up in 2020 and winning regionals in 2019 and 2018
- Named 2021 Oklahoma All-State Catcher, 2021 Conference Offensive Player of the Year and was a nominee for 2021 Gatorade Oklahoma Softball Player of the Year

THE 2024 LOBOS



26

Karly Smith

FR • OF • 5-10 • L/R

Scottsdale, Ariz. (Horizon HS)

SEASON BESTS

Hits	2	Minnesota, 2-25-24
Doubles		
Triples		
Home Runs		
RBI	1	2x, last: SFA, 2-24-24
Runs		
Walks	2	Pacific, 3-1-24
Stolen Bases		

CAREER BESTS

Hits	Same
Doubles	
Triples	
Home Runs	
RBI	Same
Runs	
Walks	Same
Stolen Bases	

STREAKS

	Current	Career Best
Hitting		1
On-Base		4

MULTI-HIT GAMES

	2	3	4	5+	TOTAL
2024	1				1

MULTI-RBI GAMES

	2	3	4	5+	TOTAL
2024					

2024 GAME-BY-GAME																	
DATE	OPPONENT	POS	AB	R	H	TB	2B	3B	HR	RBI	BB	HBP	SO	SB-ATT	E		
2/9	Tennessee State						-DNP-										
2/9	McNeese						-DNP-										
2/10	Chattanooga						-DNP-										
2/10	Cal	ph	1	0	0	0	0	0	0	1	0	0	0	0-0	0		
2/11	Louisiana						-DNP-										
2/14	UTEP						-DNP-										
2/14	UTEP						-DNP-										
2/16	Marist	ph	1	0	0	0	0	0	0	0	0	0	1	0-0	0		
2/16	Abilene Christian						-DNP-										
2/17	Houston Christian						-DNP-										
2/18	Marist						-DNP-										
2/18	Abilene Christian						-DNP-										
2/23	Stephen F. Austin						-DNP-										
2/23	North Texas	ph	1	0	0	0	0	0	0	0	0	0	0	0-0	0		
2/24	Stephen F. Austin	ph	1	0	0	0	0	0	0	1	0	0	0	0-0	0		
2/24	North Texas	*dp	1	0	0	0	0	0	0	0	0	0	1	0-0	0		
2/25	Minnesota	ph/dp	2	0	2	2	0	0	0	0	0	0	0	0-0	0		
2/28	Texas Tech	ph/dp	0	0	0	0	0	0	0	0	1	0	0	0-0	0		
3/1	Pacific	*of/dp	1	0	0	0	0	0	0	0	2	0	1	0-0	0		
3/1	Montana	*dp	2	0	0	0	0	0	0	0	1	0	0	0-0	0		
3/2	Toledo	*dp	3	0	0	0	0	0	0	0	0	0	1	0-0	0		
3/2	Grand Canyon	ph	1	0	0	0	0	0	0	0	0	0	1	0-0	0		
3/6	Cleveland State																
3/7	UConn																
3/7	Hawai'i																
3/8	UConn																
3/8	Hawai'i																
3/12	Texas Tech																
3/12	Texas Tech																
3/15	San José State																
3/16	San José State																
3/17	San José State																
3/22	UNLV																
3/23	UNLV																
3/24	UNLV																
3/26	New Mexico State																
3/26	New Mexico State																
3/28	Nevada																
3/29	Nevada																
3/30	Nevada																
4/3	San Diego State																
4/3	San Diego State																
4/6	Colorado State																
4/7	Colorado State																
4/16	New Mexico State																
4/19	Utah State																
4/20	Utah State																
4/21	Utah State																
4/26	Boise State																
4/27	Boise State																
4/28	Boise State																
5/2	Fresno State																
5/3	Fresno State																
5/4	Fresno State																
			4	14	0	2	2	0	0	0	2	4	0	5	0-0	0	

CAREER STATS																	
SEASON	GP	GS	AVG.	AB	R	H	2B	3B	HR	RBI	TB	SLG%	BB	SO	HBP	OB%	SF
2024	11	4	.143	14	0	2	0	0	0	2	2	.143	4	5	0	.333	0
TOTAL	11	4	.143	14	0	2	0	0	0	2	2	.143	4	5	0	.333	0

- HIGHLIGHTS
- Majoring in business administration
  - Also played badminton in high school, where she was named to the first team all-district and all-region in 2022 and earned the 2022 Varsity Badminton Principle Award.
  - Third generation in her family to wear #26

THE 2024 LOBOS



27 Hayden Luderer

FR • UTIL • 5-5 • R/R  
Thousand Oaks, Calif. (Louisville HS)

SEASON BESTS		
Hits	1	2x, last: Toledo, 3-2-24
Doubles		
Triples		
Home Runs		
RBI		
Runs	2	SFA, 2-23-24
Walks	1	2x, last: GCU, 3-2-24
Stolen Bases		

CAREER BESTS		
Hits	Same	
Doubles		
Triples		
Home Runs		
RBI		
Runs	Same	
Walks	Same	
Stolen Bases		

STREAKS		
	Current	Career Best
Hitting		2
On-Base	3	3

MULTI-HIT GAMES					
	2	3	4	5+	TOTAL
2024					

MULTI-RBI GAMES					
	2	3	4	5+	TOTAL
2024					

2024 GAME-BY-GAME																	
DATE	OPPONENT	POS	AB	R	H	TB	2B	3B	HR	RBI	BB	HBP	SO	SB-ATT	E		
2/9	Tennessee State	pr	0	0	0	0	0	0	0	0	0	0	0	0-0	0		
2/9	McNeese	ph	1	0	0	0	0	0	0	0	0	0	1	0-0	0		
2/10	Chattanooga					-DNP-											
2/10	Cal					-DNP-											
2/11	Louisiana					-DNP-											
2/14	UTEP	pr	0	0	0	0	0	0	0	0	0	0	0	0-0	0		
2/14	UTEP					-DNP-											
2/16	Marist	pr	0	1	0	0	0	0	0	0	0	0	0	0-0	0		
2/16	Abilene Christian					-DNP-											
2/17	Houston Christian					-DNP-											
2/18	Marist					-DNP-											
2/18	Abilene Christian	3b	0	0	0	0	0	0	0	0	0	0	0	0-0	0		
2/23	Stephen F. Austin	*of	2	2	0	0	0	0	0	0	1	0	1	0-0	0		
2/23	North Texas	*of	2	0	0	0	0	0	0	0	0	0	1	0-0	0		
2/24	Stephen F. Austin	ph/of	2	0	0	0	0	0	0	0	0	0	0	0-0	0		
2/24	North Texas	*of	2	0	0	0	0	0	0	0	0	0	1	0-0	0		
2/25	Minnesota	*of	1	0	0	0	0	0	0	0	0	0	1	0-0	0		
2/28	Texas Tech					-DNP-											
3/1	Pacific					-DNP-											
3/1	Montana	*of/of	3	0	1	1	0	0	0	0	0	0	0	1-1	0		
3/2	Toledo	*of	3	1	1	1	0	0	0	0	0	0	0	0-0	0		
3/2	Grand Canyon	*of	2	0	0	0	0	0	0	0	1	0	1	0-0	0		
3/6	Cleveland State																
3/7	UConn																
3/7	Hawai'i																
3/8	UConn																
3/8	Hawai'i																
3/12	Texas Tech																
3/12	Texas Tech																
3/15	San José State																
3/16	San José State																
3/17	San José State																
3/22	UNLV																
3/23	UNLV																
3/24	UNLV																
3/26	New Mexico State																
3/26	New Mexico State																
3/28	Nevada																
3/29	Nevada																
3/30	Nevada																
4/3	San Diego State																
4/3	San Diego State																
4/6	Colorado State																
4/7	Colorado State																
4/16	New Mexico State																
4/19	Utah State																
4/20	Utah State																
4/21	Utah State																
4/26	Boise State																
4/27	Boise State																
4/28	Boise State																
5/2	Fresno State																
5/3	Fresno State																
5/4	Fresno State																
			7	18	4	2	2	0	0	0	2	0	6	1-1	0		

CAREER STATS																	
SEASON	GP	GS	AVG.	AB	R	H	2B	3B	HR	RBI	TB	SLG%	BB	SO	HBP	OB%	SF
2024	13	7	.111	18	4	2	0	0	0	0	2	.111	2	6	0	.200	0
TOTAL	13	7	.111	18	4	2	0	0	0	0	2	.111	2	6	0	.200	0

- HIGHLIGHTS
- Played both third and in the outfield in high school
  - Ranked 68th in the country for the class of 2023 by Extra Innings Softball
  - Played for Athletics Wellbaum and Firecrackers Rico
  - Undecided on major

THE 2024 LOBOS



28 Emily Brouse

JR • P • 6-0 • R/R

Harlan, Iowa (Odessa College)

SEASON BESTS

IP (high)	21	Marist, 2-18-24
H (low)	0	2x, last: GCU, 3-2-24
R (low)	0	2x, last: GCU, 3-2-24
ER (low)	0	2x, last: GCU, 3-2-24
BB (low)	0	2x, last: GCU, 3-2-24
SO (high)	4	ACU, 2-16-24
BF (high)	15	SFA, 2-24-24
NP (high)	55	SFA, 2-24-24

CAREER BESTS (AT UNM)

IP (high)	Same
H (low)	Same
R (low)	Same
ER (low)	Same
BB (low)	Same
SO (high)	Same
BF (high)	Same
NP (high)	Same

PITCHING SUPERLATIVES (MIN. 4.0 IP)

	Season	Career
5+ K		
10+ K		
1 R or Less		
Shutout		

2024 GAME-BY-GAME

DATE	OPPONENT	W-L	ERA	CG	IP	H	R	ER	BB	SO	2B	3B	HR	BF	HBP
2/9	Tennessee St.							-DNP-							
2/9	McNeese							-DNP-							
2/10	Chattanooga							-DNP-							
2/10	Cal							-DNP-							
2/11	Louisiana							-DNP-							
2/14	UTEP							-DNP-							
2/14	UTEP							-DNP-							
2/16	Marist							-DNP-							
2/16	Abilene Christian	--	3.50	0	2.0	1	1	1	3	4	1	0	0	10	0
2/17	Houston Christian							-DNP-							
2/18	Marist	--	9.00	0	2.1	4	3	3	1	1	2	0	0	13	1
2/18	Abilene Christian							-DNP-							
2/23	Stephen F. Austin							-DNP-							
2/23	North Texas							-DNP-							
2/24	Stephen F. Austin		21.00	0	1.2	7	8	5	2	0	2	1	0	15	0
2/24	North Texas							-DNP-							
2/25	Minnesota							-DNP-							
2/28	Texas Tech		0.00	0	1.0	0	0	0	0	1	0	0	0	3	0
3/1	Pacific							-DNP-							
3/1	Montana							-DNP-							
3/2	Toledo							-DNP-							
3/2	Grand Canyon	--	0.00	0	1.1	0	0	0	0	1	0	0	0	4	0
3/6	Cleveland State														
3/7	UConn														
3/7	Hawai'i														
3/8	UConn														
3/8	Hawai'i														
3/12	Texas Tech														
3/12	Texas Tech														
3/15	San José State														
3/16	San José State														
3/17	San José State														
3/122	UNLV														
3/23	UNLV														
3/24	UNLV														
3/26	New Mexico State														
3/26	New Mexico State														
3/28	Nevada														
3/29	Nevada														
3/30	Nevada														
4/3	San Diego State														
4/3	San Diego State														
4/6	Colorado State														
4/7	Colorado State														
4/16	New Mexico State														
4/19	Utah State														
4/20	Utah State														
4/21	Utah State														
4/26	Boise State														
4/27	Boise State														
4/28	Boise State														
5/2	Fresno State														
5/3	Fresno State														
5/4	Fresno State														
		0-0	7.56	0	8.1	12	12	9	6	7	5	1	0	45	1

CAREER STATS

SEASON	GS	APP	CG	W-L	ERA	SHO	SV	IP	H	R	ER	BB	SO	2B	3B	HR	BF	NP-STK	WP	HBP	PO	A	E	FLD%
2024	1	5	0	0-0	7.56	0	0	8.1	12	12	9	6	7	5	1	0	45	178-97	1	1	0	3	0	1.000
TOTAL	1	5	0	0-0	7.56	0	0	8.1	12	12	9	6	7	5	1	0	45	178-97	1	1	0	3	0	1.000

HIGHLIGHTS

- Played at Iowa Western CC freshman season and at Odessa College sophomore season
- At Odessa, pitched 110.2 innings, appearing in 29 games with 22 starts and 10 complete games. Totaled 137 strikeouts (an average of 8.67 per game) while allowing 38 runs (30 earned) to finish with an 18-3 record and a 1.90 ERA.
- Struck out 5 or more batters in 15 games with 2 games with 10-plus strikeouts last season
- Threw a no-hitter against Western Texas College, striking out 12, and had her second no-hitter against Frank Phillips College, striking out 6 while also not allowing a walk last year
- Majoring in liberal arts

THE 2024 LOBOS



33 Sydney Carithers

JR • C/INF • 5-6 • R/R  
Fort Worth, Texas (Stephen F. Austin)

SEASON BESTS

Hits	1	6x, last: Toledo, 3-2-24
Doubles	1	2x, last: Toledo, 3-2-24
Triples		
Home Runs		
RBI	2	2x, last: Toledo, 3-2-24
Runs	2	Marist, 2-16-24
Walks	1	5x, last: Montana, 3-1-24
Stolen Bases	1	3x, last: ACU, 2-16-24

CAREER BESTS

Hits	3	Tarleton St., 2-26-22
Doubles	1	11x, last: Marist, 2-16-24
Triples	1	Missouri St., 2-20-22
Home Runs	1	4x, last: ACU, 4-22-23
RBI	4	Southern Utah, 4-1-23
Runs	2	3x, last: Marist, 2-16-24
Walks	2	2x, last: NMSU, 4-28-23
Stolen Bases	1	4x, last: ACU, 2-16-24

STREAKS (AT UNM)

	Current	Career Best
Hitting		1
On-Base	4	4

MULTI-HIT GAMES

	2	3	4	5+	TOTAL
2022	7	1	-	-	8
2023	6	-	-	-	6
2024					

MULTI-RBI GAMES

	2	3	4	5+	TOTAL
2022	3	-	-	-	3
2023	1	-	1	-	2
2024	2				2

2024 GAME-BY-GAME

DATE	OPPONENT	POS	AB	R	H	TB	2B	3B	HR	RBI	BB	HBP	SO	SB-ATT	E
2/9	Tennessee State	*c	3	0	1	1	0	0	0	0	1	0	0	0-0	0
2/9	McNeese	*c	2	0	0	0	0	0	0	0	1	0	0	0-0	0
2/10	Chattanooga	*c	2	0	0	0	0	0	0	0	0	0	1	0-0	0
2/10	Cal	*c	2	1	0	0	0	0	0	0	0	0	0	0-0	0
2/11	Louisiana	*c	2	0	0	0	0	0	0	0	0	0	0	0-0	0
2/14	UTEP	*c	3	1	1	1	0	0	0	0	0	0	0	1-1	1
2/14	UTEP	*c	1	0	0	0	0	0	0	0	0	0	1	0-0	1
2/16	Marist	c	1	2	1	2	1	0	0	2	1	0	0	1-1	0
2/16	Abilene Christian	*c	2	1	0	0	0	0	0	0	0	1	1	1-1	0
2/17	Houston Christian	*c	2	0	0	0	0	0	0	0	0	0	0	0-0	0
2/18	Marist	*c	0	1	0	0	0	0	0	0	1	0	0	0-0	0
2/18	Abilene Christian	c	0	0	0	0	0	0	0	0	0	0	0	0-0	0
2/23	Stephen F. Austin	*c	2	0	0	0	0	0	0	0	1	0	1	0-0	0
2/23	North Texas	*c	2	0	1	1	0	0	0	0	0	0	0	0-0	0
2/24	Stephen F. Austin	*c	2	0	0	0	0	0	0	0	0	0	0	0-0	0
2/24	North Texas						-DNP-								
2/25	Minnesota	*c	1	0	0	0	0	0	0	0	0	0	1	0-0	0
2/28	Texas Tech	*3b	2	0	0	0	0	0	0	0	0	0	1	0-0	1
3/1	Pacific	*3b	3	0	1	1	0	0	0	0	0	0	0	0-0	0
3/1	Montana	*3b	1	1	0	0	0	0	0	0	1	0	0	0-0	0
3/2	Toledo	*3b	3	0	1	2	1	0	0	2	0	0	0	0-0	0
3/2	Grand Canyon	*3b	2	0	0	0	0	0	0	0	0	1	0	0-0	0
3/6	Cleveland State														
3/7	UConn														
3/7	Hawai'i														
3/8	UConn														
3/8	Hawai'i														
3/12	Texas Tech														
3/12	Texas Tech														
3/15	San José State														
3/16	San José State														
3/17	San José State														
3/22	UNLV														
3/23	UNLV														
3/24	UNLV														
3/26	New Mexico State														
3/26	New Mexico State														
3/28	Nevada														
3/29	Nevada														
3/30	Nevada														
4/3	San Diego State														
4/3	San Diego State														
4/6	Colorado State														
4/7	Colorado State														
4/16	New Mexico State														
4/19	Utah State														
4/20	Utah State														
4/21	Utah State														
4/26	Boise State														
4/27	Boise State														
4/28	Boise State														
5/2	Fresno State														
5/3	Fresno State														
5/4	Fresno State														
			19	38	7	6	8	2	0	0	5	5	2	6	3-3 3

CAREER STATS

SEASON	GP	GS	AVG.	AB	R	H	2B	3B	HR	RBI	TB	SLG%	BB	SO	HBP	OB%	SF	SH	SB-SA	PO	A	E	FLD%
2022	55	52	.245	151	11	38	6	1	2	16	52	.335	8	33	1	.285	1	2	0-0	112	50	5	.970
2023	51	50	.212	118	19	25	4	0	2	13	35	.297	10	18	4	.293	1	2	1-2	112	80	10	.950
2024	21	19	.158	38	7	6	2	0	0	5	8	.211	5	6	2	.283	1	1	3-3	66	14	3	.964
TOTAL	127	121	.222	311	37	69	12	1	4	34	95	.305	23	57	7	.288	3	5	4-5	290	144	18	.960

HIGHLIGHTS

- Played at SFA previous 2 seasons, graduated from Brewer High School in 2021
- Recorded a hit in 19 games with multiple hits in six games and at least one RBI in nine games last season
- Threw out five runners sophomore season
- Posted a hit in 28 games with two five-game hitting streaks, eight multi-hit games and drove in a run in 13 games as a freshman
- Played for Coach Dickson her freshman season
- Majoring in liberal arts



THE 2024 LOBOS



38

Keyannah Chavez

SO • OF • 5-1 • L/L

Leander, Texas (Glen HS)

SEASON BESTS

Hits	3	3x, last: GCU, 3-2-24
Doubles	1	3x, last: GCU, 3-2-24
Triples	1	2x, last: Marist, 2-18-24
Home Runs	1	2x, last: Montana, 3-1-24
RBI	2	2x, last: Montana, 3-1-24
Runs	3	Tennessee State, 2-9-24
Walks	1	6x, last: Toledo, 3-2-24
Stolen Bases	3	Tennessee State, 2-9-24

CAREER BESTS

Hits	3	5x, last: GCU, 3-2-24
Doubles	1	10x, last: GCU, 3-2-24
Triples	1	2x, last: Marist, 2-18-24
Home Runs		Same
RBI	4	San José State, 3-25-23
Runs	3	2x, last: Tennessee St., 2-9-24
Walks	3	Utah State, 3-17-23
Stolen Bases	3	Tennessee State, 2-9-24

STREAKS

	Current	Career Best
Hitting	1	7
On-Base	7	16

MULTI-HIT GAMES

	2	3	4	5+	TOTAL
2023	10	2	-	-	12
2024	5	3			8

MULTI-RBI GAMES

	2	3	4	5+	TOTAL
2023	4	-	1	-	5
2024	2				2

2024 GAME-BY-GAME																		
DATE	OPPONENT	POS	AB	R	H	TB	2B	3B	HR	RBI	BB	HBP	SO	SB-ATT	E			
2/9	Tennessee State	*of	4	3	3	3	0	0	0	0	0	0	0	0	3-3	0		
2/9	McNeese	*of	3	0	2	2	0	0	0	0	0	0	0	0-0	1			
2/10	Chattanooga	*of	2	0	0	0	0	0	0	0	0	1	1	0-0	0			
2/10	Cal	*of	2	0	1	1	0	0	0	2	0	0	0	0-0	0			
2/11	Louisiana	*of	3	0	0	0	0	0	0	0	0	0	0	0-0	0			
2/14	UTEP	*of	4	0	0	0	0	0	0	0	0	0	0	0-0	0			
2/14	UTEP	*of	3	0	0	0	0	0	0	0	0	0	0	0-0	0			
2/16	Marist	*of	2	2	2	3	1	0	0	1	0	0	0	0-0	0			
2/16	Abilene Christian	*of	3	0	2	4	0	1	0	0	0	0	0	0-0	0			
2/17	Houston Christian	*of	2	0	1	1	0	0	0	0	1	0	0	0-0	0			
2/18	Marist	*of	3	2	3	6	1	1	0	1	1	0	0	0-1	0			
2/18	Abilene Christian	*of	1	0	1	1	0	0	0	0	0	0	0	0-0	0			
2/23	Stephen F. Austin	*of	3	1	2	5	0	0	1	1	0	0	0	0-0	0			
2/23	North Texas	*dp/of	2	0	1	1	0	0	0	0	0	0	1	0-0	0			
2/24	Stephen F. Austin	*of/of	1	0	0	0	0	0	0	0	0	0	0	0-0	0			
2/24	North Texas	dp	1	0	0	0	0	0	0	0	1	0	1	0-0	0			
2/25	Minnesota	*dp/of	3	0	0	0	0	0	0	0	1	0	1	0-0	0			
2/28	Texas Tech	*of	3	0	1	1	0	0	0	0	1	0	1	0-0	0			
3/1	Pacific	*of	3	1	2	2	0	0	0	0	0	0	0	0-0	0			
3/1	Montana	*of/of	4	1	1	4	0	0	1	2	0	0	1	0-0	0			
3/2	Toledo	*of	2	1	0	0	0	0	0	0	1	0	1	0-0	1			
3/2	Grand Canyon	*of	4	1	3	4	1	0	0	0	0	0	0	0-0	0			
3/6	Cleveland State																	
3/7	UConn																	
3/7	Hawai'i																	
3/8	UConn																	
3/8	Hawai'i																	
3/12	Texas Tech																	
3/12	Texas Tech																	
3/15	San José State																	
3/16	San José State																	
3/17	San José State																	
3/22	UNLV																	
3/23	UNLV																	
3/24	UNLV																	
3/26	New Mexico State																	
3/26	New Mexico State																	
3/28	Nevada																	
3/29	Nevada																	
3/30	Nevada																	
4/3	San Diego State																	
4/3	San Diego State																	
4/6	Colorado State																	
4/7	Colorado State																	
4/16	New Mexico State																	
4/19	Utah State																	
4/20	Utah State																	
4/21	Utah State																	
4/26	Boise State																	
4/27	Boise State																	
4/28	Boise State																	
5/2	Fresno State																	
5/3	Fresno State																	
5/4	Fresno State																	
			21	58	12	25	38	3	2	2	7	6	1	7	3-4	2		

CAREER STATS

SEASON	GP	GS	AVG.	AB	R	H	2B	3B	HR	RBI	TB	SLG%	BB	SO	HBP	OB%	SF	SH	SB-SA	PO	A	E	FLD%
2023	50	50	.315	143	36	45	7	0	0	19	52	.364	19	18	4	.410	0	8	8-8	70	4	2	.974
2024	22	21	.431	58	12	25	3	2	2	7	38	.655	6	7	1	.492	0	5	3-4	35	1	2	.947
TOTAL	72	71	.348	201	48	70	10	2	2	26	90	.448	25	25	5	.433	0	13	11-12	105	5	4	.965

HIGHLIGHTS

- Ended 2023 on a 2-game hitting streak and 6-game on-base streak
- Named MW Freshman of the Week on Feb. 21
- First collegiate hit came against Nicholls in her first collegiate at-bat
- Played all 50 games in left last season
- Criminology major
- Mother (Cassandra) and cousin (Anthony Chavez) graduated from UNM. Mother played at UNM from 2001-06 and was a middle infielder
- Played for the Texas Bombers- Gold

THE 2024 LOBOS



44 Lauren Garcia

RS-SO • INF • 5-11 • R/R  
El Paso, Texas (Montwood HS)

SEASON BESTS

Hits		
Doubles		
Triples		
Home Runs		
RBI	1	Tennessee State, 2-9-24
Runs		
Walks	1	2x, last: Chattanooga, 2-10-24
Stolen Bases		

CAREER BESTS

Hits	3	2x, last: UTEP, 3-1-23
Doubles	1	6x, last: SJSU, 3-26-23
Triples		
Home Runs	1	3x, last: UNLV, 5-5-23
RBI	4	Buffalo, 2-17-23
Runs	1	9x, last: UNLV, 5-6-23
Walks	3	UNLV, 5-6-23
Stolen Bases		

STREAKS

	Current	Career Best
Hitting		5
On-Base		8

MULTI-HIT GAMES

	2	3	4	5+	TOTAL
2023	7	2	-	-	9
2024					

MULTI-RBI GAMES

	2	3	4	5+	TOTAL
2023	6	2	1	-	9
2024					

2024 GAME-BY-GAME

DATE	OPPONENT	POS	AB	R	H	TB	2B	3B	HR	RBI	BB	HBP	SO	SB-ATT	E
2/9	Tennessee State	ph	0	0	0	0	0	0	0	1	1	0	0	0-0	0
2/9	McNeese						-DNP-								
2/10	Chattanooga	ph	0	0	0	0	0	0	0	0	1	0	0	0-0	0
2/10	Cal	*dp	2	0	0	0	0	0	0	0	0	0	0	0-0	0
2/11	Louisiana						-DNP-								
2/14	UTEP	ph	1	0	0	0	0	0	0	0	0	0	0	0-0	0
2/14	UTEP						-DNP-								
2/16	Marist						-DNP-								
2/16	Abilene Christian						-DNP-								
2/17	Houston Christian						-DNP-								
2/18	Marist						-DNP-								
2/18	Abilene Christian						-DNP-								
2/23	Stephen F. Austin						-DNP-								
2/23	North Texas						-DNP-								
2/24	Stephen F. Austin						-DNP-								
2/24	North Texas						-DNP-								
2/25	Minnesota						-DNP-								
2/28	Texas Tech						-DNP-								
3/1	Pacific						-DNP-								
3/1	Montana						-DNP-								
3/2	Toledo						-DNP-								
3/2	Grand Canyon						-DNP-								
3/6	Cleveland State														
3/7	UConn														
3/7	Hawai'i														
3/8	UConn														
3/8	Hawai'i														
3/12	Texas Tech														
3/12	Texas Tech														
3/15	San José State														
3/16	San José State														
3/17	San José State														
3/22	UNLV														
3/23	UNLV														
3/24	UNLV														
3/26	New Mexico State														
3/26	New Mexico State														
3/28	Nevada														
3/29	Nevada														
3/30	Nevada														
4/3	San Diego State														
4/3	San Diego State														
4/6	Colorado State														
4/7	Colorado State														
4/16	New Mexico State														
4/19	Utah State														
4/20	Utah State														
4/21	Utah State														
4/26	Boise State														
4/27	Boise State														
4/28	Boise State														
5/2	Fresno State														
5/3	Fresno State														
5/4	Fresno State														
			1	3	0	0	0	0	0	1	2	0	0	0-0	0


CAREER STATS

SEASON	GP	GS	AVG.	AB	R	H	2B	3B	HR	RBI	TB	SLG%	BB	SO	HBP	OB%	SF	SH	SB-SA	PO	A	E	FLD%
2023	44	34	.282	110	9	31	6	0	3	27	46	.418	12	13	3	.362	2	0	0-0	19	0	0	1.000
2024	4	1	.000	3	0	0	0	0	0	1	0	.000	2	0	0	.400	0	0	0-0	0	0	0	.000
TOTAL	48	35	.274	113	9	31	6	0	3	28	46	.407	14	13	3	.364	2	0	0-0	19	0	0	1.000

HIGHLIGHTS

- Missed 2022 season due to injury
- Biology major
- Played in 44 games, starting in 34 last season. Started 30 games as DP, 4 games at first
- Led the team with 9 multi-RBI games last season
- Named El Paso County Softball Player of the Year her senior year and Max Preps All-American Second Team in 2021

THE 2024 LOBOS



55

Amanda Croteau

FR • INF • 5-3 • R/R

Katy, Texas (Cinco Ranch HS)

SEASON BESTS

Hits

Doubles

Triples

Home Runs

RBI

Runs

Walks

Stolen Bases

CAREER BESTS

Hits

Doubles

Triples

Home Runs

RBI

Runs

Walks

Stolen Bases

STREAKS

Current

Career Best

Hitting

On-Base

MULTI-HIT GAMES

2345+TOTAL

2024

MULTI-RBI GAMES

2345+TOTAL

2024

2024 GAME-BY-GAME																
DATE	OPPONENT	POS	AB	R	H	TB	2B	3B	HR	RBI	BB	HBP	SO	SB-ATT	E	
2/9	Tennessee State															-DNP-
2/9	McNeese															-DNP-
2/10	Chattanooga															-DNP-
2/10	Cal															-DNP-
2/11	Louisiana															-DNP-
2/14	UTEP															-DNP-
2/14	UTEP															-DNP-
2/16	Marist															-DNP-
2/16	Abilene Christian															-DNP-
2/17	Houston Christian															-DNP-
2/18	Marist															-DNP-
2/18	Abilene Christian															-DNP-
2/23	Stephen F. Austin															-DNP-
2/23	North Texas															-DNP-
2/24	Stephen F. Austin															-DNP-
2/24	North Texas															-DNP-
2/25	Minnesota															-DNP-
2/28	Texas Tech															-DNP-
3/1	Pacific															-DNP-
3/1	Montana															-DNP-
3/2	Toledo															-DNP-
3/2	Grand Canyon															-DNP-
3/6	Cleveland State															
3/7	UConn															
3/7	Hawai'i															
3/8	UConn															
3/8	Hawai'i															
3/12	Texas Tech															
3/12	Texas Tech															
3/15	San José State															
3/16	San José State															
3/17	San José State															
3/22	UNLV															
3/23	UNLV															
3/24	UNLV															
3/26	New Mexico State															
3/26	New Mexico State															
3/28	Nevada															
3/29	Nevada															
3/30	Nevada															
4/3	San Diego State															
4/3	San Diego State															
4/6	Colorado State															
4/7	Colorado State															
4/16	New Mexico State															
4/19	Utah State															
4/20	Utah State															
4/21	Utah State															
4/26	Boise State															
4/27	Boise State															
4/28	Boise State															
5/2	Fresno State															
5/3	Fresno State															
5/4	Fresno State															

CAREER STATS																
SEASON	GP	GS	AVG.	AB	R	H	2B	3B	HR	RBI	TB	SLG%	BB	SO	HBP	OB%
2024																
TOTAL																

- HIGHLIGHTS
- Majoring in elementary education and wants to be a first grade teacher
  - Played for Texas Blaze Gold KTX Voss
  - Named the District 19-6A Offensive Most Valuable Player in 2022