



# NEW MEXICO LOBOS

## 2024 BASEBALL GAME NOTES

X @UNMLOBOBASEBALL | #GOLOBOS | GOLOBOS.COM

### GAME 21: VS. NEW MEXICO STATE, MARCH 19



#### NEW MEXICO (12-8, 4-2 MW)

Head Coach: Tod Brown (59-66, 3rd season) [400-416 overall]

2023 Record: 26-25 (13-17 Mountain West)

Home: 17-10 | Away: 6-14 | Neutral: 3-1



#### NEW MEXICO STATE (10-10, 1-2 C-USA)

Head Coach: Jake Angier

2023 Record: 14-37 (9-21 WAC)

Home: 11-18 | Away: 3-16 | Neutral: 0-3

### LEADING OFF...

- New Mexico Baseball returns home for its first Rio Grande Rivalry matchup of the season against New Mexico State (10-10, 1-2) on Tuesday before hosting San Jose State in Mountain West action this weekend.
- The Lobos are 12-8 (4-2 MW) heading into this week's action, coming off a 2-2 week in which they picked up their first road win over Arizona State since 2014 but dropped the weekend series against the Wolf Pack (2-13, 3-4, 10-8).
- UNM and their rivals to the north split a four-game season series in 2023, but the Lobos have won six of their last eight since renewing the rivalry for the first time since 2019 two seasons ago. They're 116-93 all-time against the Aggies, with a 77-34 record in home matchups. They'll face them twice more in Las Cruces (April 9, April 30) before concluding the four-game season series at home again on May 7.
- Through 20 games, the Lobos also rank No. 6 in NCAA D-I in total doubles (54), No. 15 in total hits (226), No. 8 in total double plays (21), No. 20 in total walks (125), No. 20 in batting average (.323), No. 22 in team on-base percentage (.439) and No. 33 in runs scored (174) – they lead the Mountain West in each of those categories.

#### THE ALL-TIME SERIES

UNM is 116-93 all-time against their rivals to the north, with a 77-34 record in home

matchups. The two teams split four matchups last season, with the Lobos winning via run rule twice (13-0, 14-6) but losing via shutout twice as well (0-2, 0-8). Tod Brown is 6-2 against the Aggies in his tenure as UNM Head Coach.

#### COACH BROWN CRACKS 400

UNM's 10-8 win over Nevada on Sunday was the 400th of UNM Head Coach Tod Brown's career (North Dakota State 2008-2021, UNM 2022-present) -- he's one of only three UNM coaches to surpass 400 wins in their careers, trailing only Rich Alday (515-313 [1990-2007]) and Ray Birmingham (414-341 [2008-2020]) – the second and third-longest tenured Lobo Baseball coaches in program history – for the most career wins. Brown has posted a 59-66 record since becoming UNM's 12th Baseball coach in the summer of 2021.

#### DIGGING THE LONG BALL

The Lobos have hit 14 homers in their last 10 games (Hofstra, UNLV, ASU, Nevada) – they're 10-3 in games in which a UNM player hits a home run and have won seven of those games straight. UNM's last seven homers have all driven in multiple runs. Jake Holland and Will Asby both lead the Lobos with five homers each – Reed Spenrath has three, all of which came in since last Sunday's series finale against UNLV.

#### MOUNTAIN WEST RPI CHECK-IN

With a 4-2 record in their first two MW series,

CONTINUED ON PAGE 2

### 2024 SCHEDULE

HOME: 8-4 AWAY: 2-2 NEUTRAL: 2-2

DATE	OPPONENT	TIME/RESULT
2/16	Oregon State <sup>^</sup>	L, 6-15
2/17	CSU Bakersfield <sup>^</sup>	W, 4-3
2/18	Minnesota <sup>^</sup>	L, 2-11
2/19	CSU Bakersfield <sup>^</sup>	W, 6-2
2/22	<b>S. Dakota St.</b>	<b>L, 5-11</b>
2/23	<b>S. Dakota St.</b>	<b>W, 12-11</b>
2/24	<b>S. Dakota St.</b>	<b>W, 9-8</b>
2/24	<b>S. Dakota St.</b>	<b>W (7), 13-2</b>
3/1	Hofstra	L, 9-10
3/2	Hofstra	L, 15-16
3/2	Hofstra	W, 11-7
3/3	Hofstra	W, 9-6
3/5	Texas Tech	L, 8-11
3/8	UNLV*	W, 7-6
3/9	UNLV*	W, 31-15
3/10	UNLV*	W, 6-5
3/12	Arizona State	W, 6-4
3/15	Nevada*	L, 2-13
3/16	Nevada*	L, 3-4
3/17	Nevada*	W, 10-8
3/19	<b>New Mexico St.</b>	<b>6 p.m. ◀</b>
3/22	<b>San Jose St.*</b>	<b>6 p.m.</b>
3/23	<b>San Jose St.*</b>	<b>2 p.m.</b>
3/24	<b>San Jose St.*</b>	<b>12 p.m.</b>
3/28	San Diego St.*	7 p.m.
3/29	San Diego St.*	7 p.m.
3/30	San Diego St.*	2 p.m.
4/2	Arizona	6 p.m.
4/5	<b>Sam Houston St.</b>	<b>6 p.m.</b>
4/6	<b>Sam Houston St.</b>	<b>2 p.m.</b>
4/7	<b>Sam Houston St.</b>	<b>12 p.m.</b>
4/9	New Mexico St.	6 p.m.
4/12	<b>Fresno State*</b>	<b>6 p.m.</b>
4/13	<b>Fresno State*</b>	<b>2 p.m.</b>
4/14	<b>Fresno State*</b>	<b>12 p.m.</b>
4/16	<b>CSU-Pueblo</b>	<b>6 p.m.</b>
4/19	Air Force*	3:05 p.m.
4/20	Air Force*	1:05 p.m.
4/21	Air Force*	12:05 p.m.
4/23	Texas Tech	1 p.m.
4/26	<b>San Diego St.*</b>	<b>6 p.m.</b>
4/27	<b>San Diego St.*</b>	<b>2 p.m.</b>
4/28	<b>San Diego St.*</b>	<b>12 p.m.</b>
4/30	New Mexico St.	6 p.m.
5/3	UNLV*	7:05 p.m.
5/4	UNLV*	3:05 p.m.
5/5	UNLV*	1:05 p.m.
5/7	<b>New Mexico St.</b>	<b>6 p.m.</b>
5/10	<b>Nevada*</b>	<b>6 p.m.</b>
5/11	<b>Nevada*</b>	<b>2 p.m.</b>
5/12	<b>Nevada*\$</b>	<b>12 p.m.</b>
5/16	San Jose St.*	7:05 p.m.
5/17	San Jose St.*	3:05 p.m.
5/18	San Jose St.*	1:05 p.m.

<sup>^</sup> - Sanderson Ford College Baseball Classic

\* - Mountain West Conference Game

\$ - Senior Day

Home Games in **Bold**



REGIONAL APPEARANCES

1962	2010	2011
2012	2013	2016



REGULAR SEASON CHAMPIONS  
TOURNAMENT CHAMPIONS

1962	2000	2011
2011	2012	2013
2014	2016	2017

## UNIVERSITY OF NEW MEXICO

Location	Albuquerque, N.M.
Founded	1889
Enrollment	8,800
Nickname	Lobos
Colors	Cherry and Silver
Affiliation	NCAA Division I
Conference	Mountain West
President	Garnett Stokes
Director of Athletics	Eddie Nunez
Faculty Representative	Karen Gaudreault
Athletic Dept. Phone	(505) 925-5521
Ticket Operations	(505) 925-5627

## BASEBALL STADIUM

Home Field	Santa Ana Star Field
Capacity	1,000
Dimensions	338 (LF); 408 (LC); 420 (CF); 408 (RC) 338 (RF)

## UNM BASEBALL HISTORY

First Season	1899
Overall Record	1,943-1,795-18 (.519)
Overall MW Record	340-260-1 (.564)
Years in NCAA Postseason	6 (1962, 2010, '11, '12, '13, '16)
Conference Titles	7 (1962, 2000, '11, '12, '13, '14, '17)
Conference Tournament Titles	3 (2011, '12, '16)

## COACHING STAFF

Head Coach	Tod Brown
Phone	(505) 925-5500
Email	todbrown21@unm.edu
Years at UNM	3rd season
Record at UNM	57-64 (3 yr.)
Overall Record	398-414 (15 yrs.)
Pitching Coach	Michael Lopez
Phone	(505) 925-5500
Email	mlopez41@unm.edu
Years at UNM	3rd season
Asst. Coach/Recruiting Coord.	Matt Risdon
Phone	(847) 630-6105
Email	mrison@unm.edu
Years at UNM	2nd season
Assistant Coach/Hitting	Justin Mitchell
Years at UNM	1st season
Athletic Trainer	Robert Rimorin

## 2023 REVIEW

Overall Record	26-25
MWC Record (Finish)	13-17 (5th)
Home Record	17-10
Away Record	6-14
Neutral Record	3-1
Starters Returning/Lost	7/6
Pitchers Returning/Lost	8/8
Letterwinners Returning/Lost	15/19
Newcomers	24

## 5 THINGS TO KNOW

- UNM finished 2023 with the third-best team batting average (.328) in D-I and are up to .339 after last weekend.
- The Lobos improved from 21-33 in Brown's first season to 26-25 in '23, going from a 9.06 ERA as a team to a 5.95.
- UNM is coming off its first sweep of UNLV since 2018, plating 51 runs in three games
- The Lobos lead the MW in doubles, batting avg, HR, total runs, total hits, double plays and BB, ranking Top-15 in NCAA in all.
- UNM lost three starting pitchers from last season but bolster their pitching depth with 12 newcomers.

the Lobos are still projected to win the league by Warren Nolan after opening the season picked to finish fifth in the coaches' poll – they have the fourth-best RPI (142) in the MW as of Monday and are tied with Air Force for the second-most games against RPI Top 100 opponents (6) in the league. UNM is 2-4 in those matchups. UNM and Fresno State are the only two teams in the league that have posted a record above .500 in their last ten games – the Lobos have won seven of their last 10 and the Bulldogs have won eight of their last 10. UNM's .600 overall win percentage through 20 games is also second to Fresno; they're one of three teams entering the week coming off a win (Fresno St., Air Force).

### WOOD HITTING TO ALL FIELDS

Tye Wood is pacing the Lobos with a .426 batting average that ranks as the best in the Mountain West – he's sitting at No. 2 nationally in on base percentage (.635) for the second consecutive week and leads the conference in that category as well as walks per game (1.00, No. 53 in NCAA D-I) and HBP per game (0.50, No. 27). He's scored a run in 17 out of his 18 appearances for the Lobos, drawing multiple walks in four with a pair of multi-hit games in UNM's sweep of the Rebels. He's hit two homers -- the second being UNM's first grand slam of the season.

### CARRIS' BIG WEEK

Originally intended to redshirt until Josh McAlister's injury pushed him into the starting lineup, Albuquerque native Akili Carris turned last week's four-game homestand against Texas Tech and UNLV into a coming-out party with a big showing

on both sides of the ball – he racked up seven RBI while batting .438 with two doubles and made some impressive plays at third, generating seven putouts and eight assists. He finished with a career-high three RBI on three hits in UNM's 31-15 win over UNLV on Saturday. Prior to that weekend, Carris had yet to double or drive in a run – he had one hit in seven at-bats as a true freshman in 2023.

### LOPEZ SHINING AS FRIDAY GUY

RHP David Lopez was a revelation in a career-high seven innings on the mound on Friday, holding the lineup that entered the week with the best batting average in the conference to just two earned runs in that span on six hits while striking out four and walking two. Lopez only allowed one extra base hit while totaling a career-high 107 pitches, picking up momentum as his pitch count rose – he gave up just one hit over his final three innings, retiring eight in a row for the second time in that game to close out his time on the mound.

### HOLLAND SEEING IT WELL

Jake Holland went 4-for-5 with three doubles and a homer in UNM's series finale against Nevada, taking the Mountain West lead in total doubles from Will Asby (8) now that he's up to nine on the season. He's up to five multi-hit games so far this season with five home runs.

### REED DOING HIS THING

After mashing 19 homers in his first season in Albuquerque, Reed Spenrath was productive at the plate through his first 16 games (.300/.455/.483) but with just one thing missing – his first home run of the

CONTINUED ON PAGE 3

## PRESEASON MWC COACHES' POLL




### 2024 Predicted Order of Finish

RANK	SCHOOL	POINTS
1.	San José State (4)	33
2.	Fresno State (2)	28
3.	Air Force (1)	27
4.	San Diego State	19
5.	<b>New Mexico</b>	15
5.	UNLV	15
7.	Nevada	10

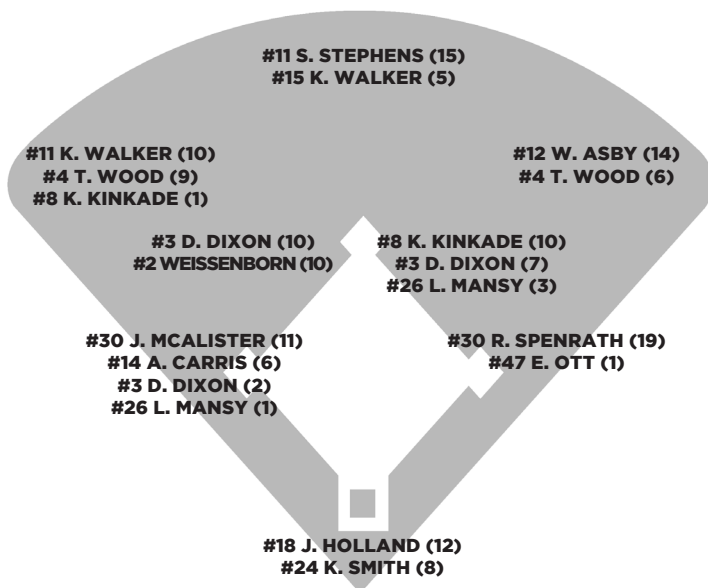
## PRESEASON ALL-MOUNTAIN WEST

Name	Yr.	Pos.	Institution
Sam Kulasingam	Sr.	INF	Air Force
Jay Thomason	Sr.	INF	Air Force
Jake Dixon	GR.	P	Fresno State
Murf Gray	So.	INF	Fresno State
Tommy Hopfe	Jr.	UTL	Fresno State
<b>Reed Spenrath</b>	<b>Sr.</b>	<b>INF</b>	<b>New Mexico</b>
Chris Canada	Jr.	P	San Diego State
Omar Serrano	Jr.	P	San Diego State
Hunter Dorraugh	Sr.	INF	San José State
Robert Hamchuk	Sr.	OF	San José State
Theo Hardy	Sr.	INF	San José State
Mickey Thompson	Sr.	P	San José State
Rylan Charles	Sr.	OF	UNLV

## THE WEEK AHEAD

TUESDAY	WEDNESDAY	THURSDAY	FRIDAY	SATURDAY	SUNDAY	MONDAY
 12 VS NM STATE   6 P.M. MT SANTA ANA STAR FIELD ALBUQUERQUE, N.M.	13	14	 15 VS. SAN JOSE ST.   6 P.M. MT SANTA ANA STAR FIELD ALBUQUERQUE, N.M.	 16 VS. SAN JOSE ST.   2 P.M. MT SANTA ANA STAR FIELD ALBUQUERQUE, N.M.	 17 VS. SAN JOSE ST.   12 P.M. MT SANTA ANA STAR FIELD ALBUQUERQUE, N.M.	18

### DEFENSIVE STARTERS BY POSITION



### COACH BROWN VS. 2024 OPPONENTS

OPPONENT	OVERALL	UNM	LAST
Air Force	6-6	6-6	4/23/23
Arizona	2-12	1-2	4/25/23
Arizona State	2-1	2-1	3/23/22
Colorado State-Pueblo	1-1	1-1	4/12/23
CSU Bakersfield	2-0	2-0	2/19/24
Fresno State	7-5	7-5	4/30/23
Hofstra	2-2	2-2	3/3/24
Minnesota	11-17	1-1	2/18/24
Nevada	7-6	6-6	3/17/24
New Mexico State	6-2	6-2	5/16/23
Northern Colorado	20-14	0-0	2/25/23
Oregon State	1-5	1-4	2/19/23
San Diego State	0-9	0-9	4/2/23
San Jose State	3-6	3-6	4/8/23
South Dakota State	34-36	3-1	2/24/2
Texas Tech	2-4	2-4	3/5/24
UNLV	5-7	5-7	3/10/24

year. He finally broke through with his first of the year and the Lobos' 18th in the weekend finale against UNLV, driving a three-run shot more than 450 feet out of Santa Ana Star Field to put the Lobos up 5-4 late. He's done so again twice since then, both multi-run homers against Arizona State (March

12) and Nevada (March 17). UNM is 3-0 in games in which Spenrath hits a home run. Through five weeks of Baseball, Spenrath has accumulated 16 RBI while hitting seven doubles and three triples, connecting on 24 hits and drawing 17 walks. He has nine multi-hit games and four multi-RBI games.

### KEY POSITION PLAYER LOSSES

Player, Pos.	Avg.	R	H	2B	3B	HR	RBI
#4 Deylan Pigford, 2B	.297	39	43	9	3	5	13
#7 Jeffrey David, INF/OF	.306	38	59	13	5	3	41
#15 Braydon Runion, OF	.357	48	76	23	4	9	56
#33 Dylan Ditzenberger, OF	.437	42	59	9	1	2	27
#34 Lenny Junior Ashby, OF	.381	46	80	18	0	9	51

### KEY PITCHING LOSSES

Name, Pos.	ERA	APP	IP	W-L	SV	BB	K
#2 Tristin Lively, SP	4.42	13	77.1	6-4	0	23	62
#10 Riley Egloff, SP	6.05	13	74.1	7-3	0	21	67
#27 Isaac Gallegos, SP	4.35	12	70.1	4-2	0	32	60

### TOP RETURNING POSITION PLAYERS

Player, Pos., Yr.	Avg.	R	H	2B	3B	HR	RBI
#2 Chase Weissenborn, SS, Sr.	.291	36	52	10	2	1	27
#3 Devon Dixon, 2B, Sr.	.274	38	45	10	0	6	27
#11 Sean Stephens, OF Sr.	.349	11	22	5	1	1	8
#19 Jake Holland, C, Sr.	.333	29	50	7	1	12	39
#30 Reed Spenrath, 1B, Sr.	.321	54	61	11	4	19	65
#24 Kyle Smith, C/DH, Sr.	.271	17	19	3	3	5	13

### TOP RETURNING PITCHERS

Pitcher, Yr.	ERA	APP	IP	W-L	SV	BB	K
#6 Brian McBroom, RHP, Jr.	5.53	25	40.2	4-2	3	11	39
#19 Justin Still, LHP, Jr.	5.91	17	21.1	0-1	0	16	20
#23 Jaren Jackson, LHP, Sr.	7.46	12	44.2	3-2	1	12	32
#35 Arthur Steinkamp, LHP, Sr.	2.81	15	25.2	0-1	0	4	12
#46 Ben Baker-Livingston, RHP, Jr.	8.62	10	24.0	0-4	0	10	10

### TOP NEWCOMERS

Pos.	Name	Yr.	'23 School
RHP/INF	Andrew Neil	Jr.	Folsom Lake CC
3B	Josh McAlister	Jr.	Ohio State
OF	Tye Wood	Jr.	Iowa Western
RHP	Dayne Pengelly	Jr.	Pima CC
RHP	David Lopez	Jr.	Wharton County JC
1B/OF	Ethan Ott	Jr.	UNC Pembroke
OF/DH	Will Asby	Sr.	San Francisco

Spenrath was named to D1Baseball.com's Top 50 first baseman rankings, coming in at No. 46 in the nation. A first-team all-conference selection in first season with the Lobos, Spenrath led the team and ranked second in the conference in 2023 with 19 home runs – the sixth-most in a single season in program history – and 65 RBIs. The 6'5"

power hitter also led the team and ranked third in the conference with 54 runs scored, batting .321 while reaching base at a clip of .421. He finished the season with 16 multi-hit games and 18 multi-RBI games.

### 31-RUN MADNESS

The Lobos matched a program



record set in 2004 with 31 runs scored in their series-clinching win over UNLV on Saturday, racking up 29 hits and getting multiple RBI from six different Lobos in the process. Will Asby drove in a team-high nine runs – the second-most in a single game in program history and the most since 2010 – and Kyle Smith added six more. UNM's 29 hits in total are the most in a single game since 2010 and fourth-most in a single game in program history. Asby was 2-for-2 with two doubles and 4 RBI in the first inning alone as the Lobos plated 20 runs in the first three frames. UNLV scored 15 runs in total and looked to get within striking distance late after plating eight between the fourth and sixth innings, but RHP Josh Barnhouse calmed things down in relief, allowing just one hit over 3 1/3 innings of work while striking out four and walking two to calm things down and earn the first win of his UNM career.

#### MOUNTAIN WEST BREAKDOWN

Through 16 games, the Lobos lead the Mountain West in 13 statistical categories:

- Batting Average (.323)
- Slugging Percentage (.511)
- On Base Percentage (.439)
- Runs Scored (174)
- Hits (226)
- Runs Batted In (162)
- Doubles (54)
- Walks (125)
- Sac Flies (10)
- Double Plays (21)
- Saves (6)

They rank second in the league in:

- Home Runs (22)
- Putouts (519)
- Batters Struck Out Looking (49)
- Wins (12)

With every team now having played at least two weekend series, New Mexico (12-8, 4-2 MW) sits in a three-way tie for second in the league standings behind first-place Air Force (9-9, 5-1 MW) along with Fresno State (14-5, 4-2) and Nevada (8-9, 4-2). Heading into their home series this weekend, UNM and Air Force are the only two teams that have yet to drop a conference game at home.

#### SEASON-OPENING NOTES / EARLY RETURNS

- UNM looks to improve its standing in the Mountain West for a third consecutive season – the Lobos finished sixth (10-20 MW) in Brown's first season as head coach in 2022 and narrowly missed out on the conference tournament with a fifth-place finish (13-17 MW) in 2023.
- The Lobos' offense in 2023 was one of their most productive in recent memory –

UNM's .328 team batting average was the third-best in the NCAA and best in the Mountain West, as well as the Lobos' best since 2013.

- UNM's 26-25 record in 2023 was the most wins since 2017 and first winning season since then (not counting UNM's 14-4 record in the canceled COVID season of 2020).

- Reed Spenrath has been named to the Mountain West Baseball Preseason All-Conference Team, with the Lobos picked fifth in the preseason poll as voted on by the league's coaches. Spenrath was named to D1Baseball.com's Top 50 First Baseman rankings last week, coming in at No. 46 in the nation. He was named one of three captains for this year's Lobos squad along with fellow seniors Chase Weissenborn and Brett Russell.

#### BROWN'S PROGRAM-BUILDING RESUME

- In his first five seasons as head coach at North Dakota State, Brown's teams improved their winning percentage in each season, going from 15-30 (.333) in his first season in 2008 to 40-20 (.667) in 2012 and finishing each of the next nine seasons above .400. The Bison reached the Summit League tournament eight times in that span, advancing to NCAA Regionals in 2014 and 2021.

- Brown coached the Bison to 40-win seasons in 2012 and 2021.

- In Brown's second season at UNM, the Lobos improved to 26-25 from 21-33 the year prior, with the highest team batting average since 2013 (.328) and lowest team ERA since 2016 (5.95).

- In 16 years as a D-I Head Coach, Brown has finished the season above .400 13 times and above .500 five times – the only three seasons in which he's finished below .400 were his first two years in Fargo (2008, 2009) and his first season in Albuquerque (2022).

#### YOUR 2024 LOBOS ROSTER

- UNM's 2024 roster includes 16 returning players with 24 newcomers – the Lobos return seven position players who started at least 10 games in 2023 and losing six.

- Of the Lobos' newcomers, 8 are freshmen and 16 are transfers – 12 from junior colleges and four from four-year institutions.

- 29 players are upperclassmen – 13 seniors and 16 juniors – the most upperclassmen Brown has had on a roster in Albuquerque.

#### 2023 BY THE NUMBERS

- UNM's .328 batting average in 2023 was its highest since 2013 – The Lobos led the Mountain West in that category and ranked third nationally.

- The Lobos hit 87 home runs – their most

## NMSU ALL-TIME SERIES

(Since 2000)

Complete Series Record: 166-93

Home: 77-34; Away: 63-50; Neutral: 2-3

11/00	Albuquerque, N.M.	L, 13-15
2/12/00	Albuquerque, N.M.	W, 16-9
2/13/00	Albuquerque, N.M.	L, 6-13
3/3/00	Las Cruces, N.M.	W, 9-2
3/4/00	Las Cruces, N.M.	W, 12-6
3/5/00	Las Cruces, N.M.	L, 11-14
2/2/01	Las Cruces, N.M.	L, 11-12
2/3/01	Las Cruces, N.M.	L, 6-7 (11)
2/4/01	Las Cruces, N.M.	L, 6-7
2/20/01	Albuquerque, N.M.	L, 0-11
2/27/01	Albuquerque, N.M.	W, 14-12
2/8/02	Las Cruces, N.M.	W, 9-1
2/9/02	Las Cruces, N.M.	L, 3-4 (15)
2/10/02	Las Cruces, N.M.	L, 6-7
3/4/02	Albuquerque, N.M.	W, 14-7
3/26/02	Albuquerque, N.M.	L, 11-12
4/9/02	Albuquerque, N.M.	W, 14-13
2/21/03	Las Cruces, N.M.	W, 6-4
2/23/03	Las Cruces, N.M.	L, 4-5
3/9/03	Albuquerque, N.M.	W, 10-9
4/8/03	Las Cruces, N.M.	L, 7-10
4/22/03	Albuquerque, N.M.	L, 14-16
3/24/04	Las Cruces, N.M.	L, 9-16
3/30/04	Albuquerque, N.M.	W, 17-13
2/12/05	Albuquerque, N.M.	W, 13-9
2/13/05	Albuquerque, N.M.	W, 8-3
2/13/05	Albuquerque, N.M.	W, 14-12
3/22/05	Las Cruces, N.M.	L, 5-8
3/29/05	Las Cruces, N.M.	L, 8-9
4/12/05	Las Cruces, N.M.	L, 8-10
2/7/06	Las Cruces, N.M.	W, 5-3
2/21/06	Albuquerque, N.M.	L, 6-12
2/28/06	Las Cruces, N.M.	W, 15-12
3/7/06	Albuquerque, N.M.	W, 7-6
2/13/07	Las Cruces, N.M.	W, 11-7
2/20/07	Las Cruces, N.M.	W, 16-5
3/13/07	Albuquerque, N.M.	L, 6-9
3/20/07	Albuquerque, N.M.	W, 13-6
3/18/08	Las Cruces, N.M.	W, 12-3
3/18/08	Las Cruces, N.M.	W, 8-6
3/25/08	Albuquerque, N.M.	L, 2-15
3/26/08	Las Cruces, N.M.	W, 13-1
3/3/09	Las Cruces, N.M.	W, 7-2
3/10/09	Albuquerque, N.M.	L, 4-5
3/2/10	Las Cruces, N.M.	W, 9-6
3/3/10	Las Cruces, N.M.	L, 8-17
3/9/10	Albuquerque, N.M.	L, 10-14
3/10/10	Albuquerque, N.M.	W, 13-4
2/22/11	Albuquerque, N.M.	L, 8-13
3/8/11	Las Cruces, N.M.	L, 4-9
3/6/12	Las Cruces, N.M.	L, 12-16
3/13/12	Albuquerque, N.M.	L, 2-6
4/3/12	Las Cruces, N.M.	L, 5-7
5/15/12	Albuquerque, N.M.	W, 12-10 (11)
4/1/13	Las Cruces, N.M.	L, 5-10
4/17/13	Albuquerque, N.M.	W, 13-6
3/25/14	Las Cruces, N.M.	W, 14-4
4/2/14	Albuquerque, N.M.	W, 17-7
4/21/15	Albuquerque, N.M.	W, 22-3
5/5/15	Las Cruces, N.M.	L, 8-22
3/8/16	El Paso, Texas	L, 6-9
4/5/16	Roswell, N.M.	W, 3-2
4/26/16	Albuquerque, N.M.	W, 10-4
5/3/16	Las Cruces, N.M.	W, 3-2
3/7/17	El Paso, Texas	W, 8-2
3/28/17	Las Cruces, N.M.	W, 5-3
5/2/17	Albuquerque, N.M.	L, 5-12
4/10/18	Albuquerque, N.M.	L, 1-9
5/1/18	Las Cruces, N.M.	L, 2-13
5/8/18	Albuquerque, N.M.	L, 3-4
3/26/19	Las Cruces, N.M.	L, 5-13
4/16/19	Albuquerque, N.M.	L, 8-11 (10)
3/29/22	Las Cruces, N.M.	W, 19-2
4/5/22	Las Cruces, N.M.	W, 7-4
5/10/22	Albuquerque, N.M.	W, 13-7
5/17/22	Albuquerque, N.M.	W, 12-4
3/21/23	Albuquerque, N.M.	L, 0-2
4/18/23	Las Cruces, N.M.	W, 13-0 (7)
5/2/23	Albuquerque, N.M.	W, 14-6 (8)
5/16/23	Las Cruces, N.M.	L, 0-8 (7)

## NOTES, CONTINUED

since 2003. That total led the Mountain West and is the third most in program history.

- UNM slugged .559 on the season, the sixth-highest in program history and highest since 2003, leading the Mountain West.

- With a .974 fielding percentage – second-highest in program history (2017) – the Lobos led the Mountain West.

- Improving from a 9.06 ERA as a team in Brown's first season to a 5.95, UNM only allowed 3.20 walks per nine innings, its lowest average since 2014 and the best in the Mountain West. The Lobos' 1.59 WHIP was its lowest since 2015.

- UNM scored 441 runs (most since 2017, led MW) and racked up 617 hits (most since 2017, led MW) to go with 24 triples (most since 2015, led MW) and 411 RBI (most since 2017, led MW).

- Lobo batters reached base at a .406 clip, UNM's best average since 2017 (Led MW).

- UNM turned 48 double plays in 51 games, the most in the MW and 33rd-most in the nation. The Lobos' .94 double plays per game ranked No. 9 in the nation.

### A LOOK AT THE SCHEDULE

- UNM's 54-game 2024 schedule, including 30 Mountain West Conference games, features five different teams that reached NCAA Regionals last spring – Oregon State, Texas Tech, Arizona, San Jose State and Sam Houston State – with 27 games

against nine opponents that ranked in the Top 150 in the nation in last season's final RPI rankings.

- UNM will play 30 games at Santa Ana Star Field in Albuquerque and 24 games on the road throughout the regular season.

- The first of four Rio Grande Rivalry matchups with New Mexico State will take place on March 19 at home before UNM plays host to defending MW Champions San Jose State (March 22-24). They'll face the Aggies twice more in Las Cruces (April 9, April 30) before concluding the four-game season series at home on May 7.

- After a MW series with San Diego State on the road March 28-30, the Lobos get four consecutive matchups with 2023 NCAA Regional qualifiers, set for a midweek matchup with Arizona in Tucson on April 2 before returning home to host 2023 WAC Champions Sam Houston State for a three-game set April 5-7 – UNM's final multi-game nonconference series of the season.

- Up next, another four-game homestand includes UNM's only MW series with Fresno State April 12-14 before a matchup with D-II CSU-Pueblo on April 16. The Lobos then travel to Air Force – another MW opponent they'll only face in one series – for a three-game series April 19-21 before heading down to Lubbock, Texas for their second and final meeting with Texas Tech April 23. Rematches with San Diego State

at home (April 26-28), UNLV on the road (May 3-5), Nevada at home (May 10-12) and San Jose State on the road (May 16-18) comprise the remainder of UNM's regular season, with Senior Day set for May 12.

- Should the Lobos finish among the Top Four in the Mountain West standings, they'll earn a berth to the MWC Championships May 23-25, hosted this year by San Diego State. The winner earns the conference's automatic berth to an NCAA Regional.

### LOBOS TRENDING UP

Three Lobo batters are riding double-digit on base streaks - Reed Spenrath (16), Josh McAlister (11) and Sean Stephens (10). Khalil Walker has come up with a hit in nine straight games, with Tye Wood and Stephens both up to a six-game streak each.

As a team, UNM's streak of 10 straight games with double-digit hits came to an end on Sunday with an eight-hit outing against the Rebels.

The Lobos finished with multiple doubles in each of their 12 consecutive home games from Feb. 22 to March 10, with six games of four or more two-baggers and two games with six.

## DOUBLE PLAYS IN ORDER

#	GM#	DATE	OPPONENT	PITCHER	SCORING	FIELDERS	INN	OUTS
1	1	Feb16	vs Oregon State	BARNHOUSE	36 GDP	SPENRATH-WEISSENBORN	5	1
2	1	Feb16	vs OregonState	STEINKAMP	643GDP	WEISSENBORN-DIXON-SPENRATH	7	1
3	2	Feb17	vs CSUB	LOPEZ	36GDP	SPENRATH-WEISSENBORN	4	1
4	3	Feb18	vs Minnesota	PURSER	643GDP	WEISSENBORN-KINKADE-SPENRATH	2	0
5	3	Feb18	vs Minnesota	STILL	363GDPINT	SPENRATH-WEISSENBORN-SPENRATH	7	1
6	4	Feb19	vs CSUB	BAKER-LIVINGSTON	643GDP	DIXON-KINKADE-OTT	4	1
7	5	Feb22	S. Dakota St.	JACKSON	643GDP	DIXON-KINKADE-SPENRATH	1	1
8	6	Feb23	S. Dakota St.	LOPEZ	543GDP	MCALISTER-MANSY-SPENRATH	5	0
9	7	Feb24	S. Dakota St.	BAKER-LIVINGSTON	643GDP	DIXON-KINKADE-SPENRATH	1	1
10	7	Feb24	S. Dakota St.	BARNHOUSE	53DP	MCALISTER-SPENRATH	4	0
11	7	Feb24	S. Dakota St.	PURSER	63GDP	DIXON-SPENRATH	8	0
12	7	Feb24	S. Dakota St.	STILL	463GDP	KINKADE-DIXON-SPENRATH	9	0
13	10	Mar02	Hofstra	BANNISTER	463GDP	KINKADE-DIXON-SPENRATH	5	1
14	11	Mar02	Hofstra	RUSSELL	63GDP	DIXON-SPENRATH	3	1
15	13	Mar05	TexasTech	CASTILLO	463GDP	KINKADE-DIXON-SPENRATH	5	0
16	15	Mar09	UNLV	RUSSELL	643GDP	DIXON-KINKADE-SPENRATH	3	1
17	15	Mar09	UNLV	BARNHOUSE	643GDP	DIXON-MANSY-SPENRATH	9	1
18	17	Mar12	at ArizonaState	PENGELLY	463GDP	DIXON-WEISSENBORN-SPENRATH	3	0
19	17	Mar12	at ArizonaState	STILL	463GDP	DIXON-WEISSENBORN-SPENRATH	7	1
20	18	Mar15	at Nevada	STILL	463GDP	DIXON-WEISSENBORN-SPENRATH	4	0
21	20	Mar17	at Nevada	BARNHOUSE	463GDP	DIXON-WEISSENBORN-SPENRATH	7	1

# 2024 NEW MEXICO PITCH MIXES AND VELO RANGES

## #6 BRIAN MCBROOM (RHP)

2-SEAM FB 87-90  
SL 77-79  
CH 76-77

## #13 BRETT RUSSELL (RHP)

FB 90-94  
CB 80-83  
SPLT 81-83

## #17 CRISTIAN MOGEN (RHP)

FB 88-91  
CB 74-76  
CH 78-80

## #19 JUSTIN STILL (LHP)

FB 88-90  
SL 78-80  
SPLT 74-76

## #23 JAREN JACKSON (LHP)

FB 89-93  
SL 78-80  
CH 76-78

## #27 DAVID LOPEZ (RHP)

FB 90-96  
SL 82-84  
CB 74-77  
SPLT 84-87

## #29 WYATT HARDY (RHP)

FB 89-92  
SL 76-78  
CUT 81-83  
CB 72-74  
CH 79-81

## #31 DAYNE PENGELLY (RHP)

FB 92-95 (97)  
SL 83-85  
CH 85-87

## #33 DAXTON PURSER (LHP)

FB 88-92  
CB 74-76  
SL 71-73

## #34 JOSH BARNHOUSE (RHP)

FB 88-90  
CB 73-75  
SL 79-82  
CH 79-81

## #40 WIL BANNISTER (RHP)

FB 88-91  
CUT 77-79  
SL 73-75  
CB 68-70

## BY PITCH COUNT

Pitchers	vs	BF	NP	Avg	Balls	Strikes	%Strik	BB	K	H	Fly	Gnd	InPlay
BAKER-LIVING	all	25	99	4.0	33	66	66.7	1	8	6	4	4	14
BANNISTER, W	all	113	376	3.3	136	240	63.8	8	13	38	33	18	89
BARNHOUSE, J	all	75	303	4.0	111	192	63.4	9	18	21	13	13	48
CASTILLO, R.	all	36	128	3.6	51	77	60.2	3	8	10	7	6	23
HARDY, W.	all	38	155	4.1	55	100	64.5	3	9	15	5	6	26
JACKSON, J.	all	85	317	3.7	120	197	62.1	7	14	31	16	12	61
LEHMBECK, B.	all	6	26	4.3	9	17	65.4	0	2	3	0	1	4
LOPEZ, D.	all	118	429	3.6	163	266	62.0	9	18	34	21	32	89
MCBROOM, B.	all	42	157	3.7	55	102	65.0	2	8	12	13	4	30
MOGEN, C.	all	8	26	3.2	9	17	65.4	0	0	2	3	3	8
NEIL, A.	all	12	47	3.9	32	15	31.9	5	2	1	1	1	3
PENGELLY, D.	all	55	201	3.7	88	113	56.2	8	11	15	6	10	32
PURSER, D.	all	86	345	4.0	149	196	56.8	15	15	15	23	14	53
RUSSELL, B.	all	63	243	3.9	87	156	64.2	5	13	17	9	16	44
STEINKAMP, A	all	65	226	3.5	74	152	67.3	5	6	17	17	16	52
STILL, J.	all	37	160	4.3	75	85	53.1	8	8	6	3	9	20

## LOBO HOME RUN TRACKER

NO.	PLAYER	GM#	DATE	OPPONENT	ON BASE	INN	OUTS	COUNT	SCORE	FINAL
1.	Jake Holland (1)	1	Feb 16	vs Oregon State	0	8	1	0-0	1-15	L, 6-15
2.	Josh McAlister (1)	2	Feb 17	vs CSU Bakersfield	0*	2	0	0-0	0-0	W, 4-3
3.	Will Asby (1)	2	Feb 17	vs CSU Bakersfield	0	2	0	3-1	1-0	W, 4-3
4.	Will Asby (2)	2	Feb 17	vs CSU Bakersfield	0	4	2	1-1	2-1	W, 4-3
5.	Will Asby (3)	8	Feb 24	South Dakota State	1	1	1	2-1	0-0	W, 13-2
6.	Gene Trujillo (1)	8	Feb 24	South Dakota State	1	7	0	1-1	11-2	W, 13-2
7.	Will Asby (4)	9	Mar 01	Hofstra	1	8	1	0-1	6-10	L, 9-10
8.	Kyle Smith (1)	10	Mar 02	Hofstra	1	6	0	3-2	7-8	L, 15-16
9.	Ethan Ott (1)	11	Mar 02	Hofstra	1	3	1	1-1	2-6	W, 11-7
10.	Jake Holland (2)	11	Mar 02	Hofstra	1	5	1	0-0	5-7	W, 11-7
11.	Tye Wood (1)	11	Mar 02	Hofstra	0	5	1	3-1	7-7	W, 11-7
12.	Jake Holland (3)	11	Mar 02	Hofstra	2	6	2	1-0	8-7	W, 11-7
13.	Jake Holland (4)	12	Mar 03	Hofstra	1	2	0	1-2	0-0	W, 9-6
14.	Tye Wood (2)	12	Mar 03	Hofstra	3#	4	2	0-1	3-2	W, 9-6
15.	Ethan Ott (2)	14	Mar 09	UNLV	0	2	1	0-0	0-1	W, 7-6
16.	Will Asby (5)	15	Mar 09	UNLV	3#	3	1	0-0	16-7	W, 31-15
17.	Kyle Smith (2)	15	Mar 09	UNLV	2	6	2	1-0	22-15	W, 31-15
18.	Reed Spenrath (1)	16	Mar 10	UNLV	2	6	1	1-2	2-4	W, 6-5
19.	Reed Spenrath (2)	17	Mar 12	at Arizona State	1	4	1	2-1	0-3	W, 6-4
20.	Devon Dixon (1)	17	Mar 12	at Arizona State	2	6	1	2-0	3-3	W, 6-4
21.	Reed Spenrath (3)	20	Mar 17	at Nevada	2	1	1	1-0	0-0	W, 10-8
22.	Jake Holland (5)	20	Mar 17	at Nevada	1	7	0	0-1	8-7	W, 10-8

\* - Leadoff Home Run

# - Grand Slam

## BY PLATE APPEARANCE

Batters	vs	TPA	NP	Avg	Balls	Strikes	%Strik	BB	K	H	Fly	Gnd	InPlay
ASBY, W.	all	91	328	3.6	135	193	58.8	12	6	21	26	19	69
CARRIS, A.	all	29	114	3.9	42	72	63.2	2	8	8	6	4	19
DIXON, D.	all	82	360	4.4	145	215	59.7	12	16	18	12	22	53
HOLLAND, J.	all	58	173	3.0	52	121	69.9	2	12	18	14	11	43
KINKADE, K.	all	57	219	3.8	89	130	59.4	7	11	16	13	7	36
MANSY, L.	all	41	169	4.1	87	82	48.5	11	5	6	7	11	25
MCALISTER, J	all	49	182	3.7	66	116	63.7	4	10	12	10	11	34
MUNGUIA, A.	all	2	9	4.5	2	7	77.8	0	0	1	1	0	2
OTT, E.	all	53	194	3.7	76	118	60.8	7	15	15	7	5	29
SMITH, K.	all	48	179	3.7	74	105	58.7	7	9	14	8	7	29
SPENRATH, R.	all	93	382	4.1	164	218	57.1	16	20	24	19	12	56
STEPHENS, S.	all	70	237	3.4	105	132	55.7	10	9	20	7	19	49
TRUJILLO, G.	all	5	19	3.8	6	13	68.4	0	2	2	1	0	3
WALKER, K.	all	80	310	3.9	130	180	58.1	14	11	21	12	20	55
WEISENBORN	all	34	131	3.9	44	87	66.4	1	9	9	9	6	24
WOOD, T.	all	74	297	4.0	154	143	48.1	18	10	20	7	10	37



# 2024 NEW MEXICO BASEBALL ROSTER

NO.	NAME	POS.	HT.	WT.	B/T	YR.	HOMETOWN/PREV SCHOOL
1	Jordan Martinez	RHP	5-11	185	R/R	SO	Albuquerque, NM / Sandia HS
2	Chase Weissenborn	INF	5-11	185	R/R	SR	Albuquerque, NM / Albuquerque Academy
3	Devon Dixon	INF	6-1	185	R/R	SR	Phoenix, AZ / Mountain Pointe HS / C. Arizona Coll.
4	Tye Wood	OF	5-11	185	S/L	JR	Gardner, KS / Gardner Edgerton HS / Iowa Western
5	Cooper Brass	INF	5-10	170	R/R	FR	Chandler, AZ / Hamilton HS
6	Brian McBroom	RHP	6-0	180	R/R	SR	Oakley, CA / Freedom HS / Howard Coll.
7	Derek Montijo	INF/OF	6-0	175	R/R	FR	Rio Rico, AZ / Nogales HS
8	Konner Kinkade	INF	5-10	190	R/R	SR	Pullman, WA / Pullman HS / CSU Bakersfield / Orange Coast Coll.
9	Josh McAlister	INF	6-2	185	R/R	JR	Homewood, IL / Flossmoor HS / Ohio State
10	Austin Munguia	C	5-10	190	R/R	JR	Round Rock, TX / Round Rock HS / Cisco College
11	Sean Stephens	OF	5-11	190	R/R	SR	Forney, TX / Forney HS / Odessa College
12	Will Asby	OF	5-11	200	L/R	SR	Sacramento, CA / Jesuit HS / Sacramento City Coll. / San Francisco
13	Brett Russell	RHP	6-0	200	R/R	SR	Enid, OK / Enid HS / Seminole St. Coll.
14	Akili Carris	INF	6-2	185	R/R	SO	Albuquerque, NM / La Cueva HS
15	Khalil Walker	OF	5-10	170	L/L	JR	Mansfield, TX / Mansfield Timberview HS / E. Arizona Coll.
17	Cristian Mogen	RHP	6-0	180	R/R	FR	Peoria, AZ / Centennial HS
18	Jake Holland	C	6-4	235	R/R	SR	Orlando, FL / Montverde Academy / Georgia Tech / Chipola Coll.
19	Justin Still	LHP	6-3	215	L/L	JR	Chandler, AZ / Perry HS
20	Luke Banister	C	5-10	200	R/R	JR	Round Rock, TX / Hutto HS / Temple Coll. / Cleveland Coll.
22	Ben Baker-Livingston	RHP	6-2	185	R/R	JR	Richardson, TX / Plano East HS
23	Jaren Jackson	LHP	6-3	225	L/L	SR	Albuquerque, NM / Cleveland HS / Pima CC
24	Kyle Smith	C	6-0	205	R/R	SR	Wilmington, NC / New Hanover HS / St. Johns River St. Coll.
25	Luke Wiseman	RHP	6-0	215	R/R	JR	Wylie, TX / Wylie HS / Odessa Coll.
26	Luke Mansy	INF/OF	5-10	180	L/R	SO	San Diego, CA / St. Augustine HS / Santa Clara / Grossmont Coll.
27	David Lopez	RHP	5-10	170	R/R	JR	Mission, TX / Sharyland Pioneer HS / Wharton County JC
29	Wyatt Hardy	RHP	6-2	185	R/R	JR	Valor, CO / Valor Christian / Pima CC
30	Reed Spenrath	1B/OF	6-5	230	L/R	SR	El Campo, TX / El Campo HS / Texas A&M / Cisco Coll. / TCU
31	Dayne Pengelly	RHP	6-2	195	L/R	JR	Rio Rancho, NM / Cleveland HS / Pima CC
33	Daxton Purser	LHP	6-1	225	L/L	JR	Providence, UT / Ridgeline HS / Salt Lake CC
34	Josh Barnhouse	RHP	6-5	220	R/R	JR	Prosper, TX / Prosper HS / Crowder College
35	Arthur Steinkamp	LHP	6-0	180	L/L	SR	Los Alamos, NM / Los Alamos HS
38	Blake Lehmbeck	RHP	6-1	195	R/R	FR	Tucson, AZ / Canyon Del Oro HS
39	Ryan Castillo	RHP	6-2	180	R/R	FR	Los Lunas, NM / Los Lunas HS
40	Wil Bannister	RHP	6-3	205	R/R	SR	Las Cruces, NM / Centennial HS / New Mexico St. / Pima CC
41	Blane Romero	RHP	6-0	180	R/R	SR	Spring, TX / Oak Ridge HS / Sam Houston St.
43	Gene Trujillo	1B	6-5	230	L/R	FR	Albuquerque, NM / St. Pius X
44	Vascon Smith	OF	6-0	185	R/R	FR	Rio Rancho, NM / Rion Rancho HS
47	Ethan Ott	1B/OF	6-2	215	R/R	JR	Chesapeake, VA / Greenbriar Christian Academy / UNC Pembroke
48	Andrew Neil	RHP/INF	5-11	185	L/R	JR	Oakley, CA / Freedom HS / Folsom Lake CC
49	Cayne Killion	LHP	6-0	200	L/L	FR	Mesa, AZ / Red Mountain HS

## COACHING STAFF

**HEAD COACH:** Tod Brown (3rd season)

**ASSISTANT COACH/PITCHING:** Michael Lopez (3rd season)

**ASSISTANT COACH/RECRUITING COORDINATOR:** Matt Risdon (2nd season)

**ASSISTANT COACH/HITTING:** Justin Mitchell (1st season)

## PRONUNCIATIONS

2 – WIZE-en-born

3 – DEVV-in

7 – mon-TI-HO

8 – kinn-KADE

9 – micALister

10 – mun-jee-yuh

14 – uh-KILL-ee

15 – Kuhleel

17 – Mow-gen

27 – Dah-veed

31 – Pen-GHELL-ee

35 – stine-camp

38 – lem-beck

43 – Tru-hee-yo

44 – vas-kun

48 – neal



# 2024 NEW MEXICO OVERALL STATS

Record: 12-8 Home: 8-4 Away: 2-2 Neutral: 2-2 MW: 4-2

Date	Opponent	Score	Player	avg	slug	ob%	g	ab	r	h	2b	3b	hr	rbi	bb	so	sb	cs	e
2/16	vs #7 Oregon State	L 6-15	WOOD, Tye	.426	.638	.635	18	47	23	20	4	0	2	12	18	10	9	2	3
2/17	vs CSU Bakersfield	w 4-3	KINKADE, Konner	.356	.400	.456	17	45	10	16	2	0	0	15	7	11	0	0	4
2/18	vs Minnesota	L 2-11	OTT, Ethan	.349	.581	.453	11	43	9	15	4	0	2	12	7	15	0	0	0
2/19	vs CSU Bakersfield	w 6-2	HOLLAND, Jake	.346	.808	.362	14	52	12	18	9	0	5	15	2	12	0	0	1
2/22	SOUTH DAKOTA STATE	L 5-11	STEPHENS, Sean	.345	.431	.457	17	58	10	20	1	2	0	8	10	9	8	3	0
2/23	SOUTH DAKOTA STATE	w 12-11	WALKER, Khalil	.333	.381	.449	17	63	19	21	3	0	0	9	14	11	1	2	1
2/24	SOUTH DAKOTA STATE	w 9-8	SPENRATH, Reed	.316	.605	.447	20	76	17	24	7	3	3	16	17	20	1	0	2
2/24	SOUTH DAKOTA STATE	w 13-2	MCALISTER, Josh	.295	.455	.380	12	44	9	13	2	1	1	7	5	10	3	0	1
3/1	HOFSTRA	L 9-10	ASBY, Will	.284	.595	.407	20	74	20	21	8	0	5	23	12	6	0	0	0
3/2	HOFSTRA	L 15-16	DIXON, Devon	.265	.368	.383	19	68	14	18	4	0	1	12	12	16	0	0	2
3/2	HOFSTRA	w 11-7	-----																
3/3	HOFSTRA	w 9-6	TRUJILLO, Gene	.500	1.250	.400	4	4	2	2	0	0	1	3	0	2	0	0	0
3/5	#17 TEXAS TECH	L 8-11	MUNGUIA, Austin	.500	.500	.500	3	2	0	1	0	0	0	0	0	0	0	0	0
*3/9	UNLV	w 7-6	SMITH, Kyle	.368	.632	.500	12	38	13	14	4	0	2	15	7	9	1	1	1
*3/9	UNLV	w 31-15	CARRIS, Akili	.333	.417	.370	7	24	6	8	2	0	0	8	2	8	0	0	0
*3/10	UNLV	w 6-5	WEISSENBORN, C	.273	.364	.294	10	33	0	9	3	0	0	4	1	9	0	0	2
3/12	at Arizona State	w 6-4	MANSY, Luke	.207	.241	.425	12	29	8	6	1	0	0	3	11	5	0	0	0
*3/15	at Nevada	L 2-13	NEIL, Andrew	.000	.000	.000	2	0	2	0	0	0	0	0	0	0	0	0	0
*3/16	at Nevada	L 3-4	Totals	.323	.511	.439	20	700	174	226	54	6	22	162	125	153	23	8	22
*3/17	at Nevada	w 10-8	Opponents	.332	.539	.416	20	733	168	243	60	7	26	155	88	153	25	5	24

\* = Conference game

LOB - Team (193), Opp (177). DPs turned - Team (21), Opp (14). IBB - Team (2), SPENRATH, R. 1, MCALISTER, J 1. Picked off - WEISSENBORN 1, WALKER, K. 1, WOOD, T. 1, STEPHENS, S. 1.

Player	era	w-l	app	gs	cg	sh	sv	ip	h	r	er	bb	so	avg	hr
LOPEZ, David	6.93	2-1	5	5	0	0	0	24.2	34	22	19	9	18	.327	2
BANNISTER, Wil	7.48	1-0	5	4	0	0	0	21.2	38	18	18	8	13	.380	2
-----															
MOGEN, Cristian	0.00	1-0	1	0	0	0	0	2.0	2	0	0	0	0	.250	0
STILL, Justin	1.12	1-0	6	0	0	0	1	8.0	6	3	1	8	8	.214	1
BAKER-LIVINGSTON	3.00	0-0	2	2	0	0	0	6.0	6	2	2	1	8	.286	0
PURSER, Daxton	4.74	0-0	6	3	0	0	0	19.0	15	11	10	15	15	.221	1
STEINKAMP, Arthur	6.08	1-1	7	0	0	0	0	13.1	17	11	9	5	6	.298	0
BARNHOUSE, Josh	7.88	1-0	8	0	0	0	1	16.0	21	16	14	9	18	.328	3
MCBROOM, Brian	8.64	1-0	7	0	0	0	3	8.1	12	8	8	2	8	.324	3
LEHMBECK, Blake	9.00	0-0	1	0	0	0	0	1.0	3	1	1	0	2	.500	0
PENGELLY, Dayne	9.31	2-1	3	1	0	0	0	9.2	15	10	10	8	11	.357	0
CASTILLO, Ryan	9.82	0-0	3	0	0	0	0	7.1	10	9	8	3	8	.333	1
RUSSELL, Brett	11.48	1-0	4	1	0	0	0	13.1	17	19	17	5	13	.304	2
JACKSON, Jaren	12.27	1-4	5	2	0	0	0	14.2	31	21	20	7	14	.431	9
HARDY, Wyatt	17.55	0-1	4	1	0	0	1	6.2	15	13	13	3	9	.429	2
NEIL, Andrew	27.00	0-0	2	1	0	0	0	1.1	1	4	4	5	2	.200	0
Totals	8.01	12-8	20	20	0	0	6	173.0	243	168	154	88	153	.332	26
Opponents	8.44	8-12	20	20	0	0	3	167.1	226	174	157	125	153	.323	22

PB - Team (2), HOLLAND, J. 2, Opp (2). Pickoffs - Team (3), RUSSELL, B. 1, BARNHOUSE, J 1, PURSER, D. 1, Opp (4). SBA/ATT - HOLLAND, J. (12-15), SMITH, K. (13-13), LOPEZ, D. (6-6), PURSER, D. (1-4), RUSSELL, B. (4-4), STEINKAMP, A (3-3), BARNHOUSE, J (2-3), JACKSON, J. (1-2), BANNISTER, W (2-2), PENGELLY, D. (2-2), CASTILLO, R. (1-1), STILL, J. (1-1), HARDY, W. (1-1), NEIL, A. (1-1).

Score by innings	1	2	3	4	5	6	7	8	9	EX	Total
New Mexico	18	22	21	22	19	26	21	16	8	1	174
Opponents	29	23	11	27	19	17	16	15	9	2	168

Win-loss breakouts: Day 10-6; Night 2-2; vs Left 1-1; vs Right 11-7;  
 1-run games 5-3; 2-run games 2-0; 5+run games 2-4; Extra inns 0-1; Shutouts 0-0.  
 Current streak: Won 1; Longest winning streak: 4; Longest losing streak: 2.  
 Attendance: Home 4869 (avg 486); Away 9235 (avg 1154); Total 14104 (avg 783).

# MOUNTAIN WEST STATS LEADERS

## TEAM BATTING

	g	avg	ab	r	h	2b	3b	hr	bb	so	sb-att
New Mexico	20	.323	700	174	226	54	6	22	125	153	23-31
UNLV	18	.306	650	154	199	42	7	16	99	126	7-12
Nevada	17	.292	600	110	175	48	3	17	66	146	17-25
Fresno State	19	.287	642	133	184	46	5	18	69	134	10-14
Air Force	18	.259	591	102	153	28	4	12	82	176	36-42
San Diego State	19	.255	656	96	167	38	4	12	58	195	12-19
San Jose State	20	.243	690	106	168	28	9	23	79	170	5-8
Totals	65	.281	4529	875	1272	284	38	120	578	1100	110-151

## TEAM PITCHING

	g	era	w	l	sv	ip	h	r	er	bb	so
Fresno State	19	3.48	14	5	5	168.0	157	81	65	47	174
Nevada	17	4.96	8	9	1	147.0	152	89	81	67	134
Air Force	18	5.52	8	9	3	150.0	158	107	92	82	126
San Diego State	19	5.77	6	13	2	167.0	157	137	107	112	199
UNLV	18	6.31	10	8	3	157.0	190	126	110	76	143
San Jose State	20	6.70	7	13	2	176.0	200	152	131	83	127
New Mexico	20	8.01	12	8	6	173.0	243	168	154	88	153
Totals	65	5.85	65	65	22	1138.0	1257	860	740	555	1056

## TEAM FIELDING

	g	po	a	e	pct	dp	pb	sba-att
Nevada	17	441	160	17	.972	12	3	27-33
Fresno State	19	504	164	19	.972	18	2	6-9
San Jose State	20	528	179	22	.970	14	3	20-26
New Mexico	20	519	181	22	.970	21	2	25-30
UNLV	18	471	162	21	.968	8	0	11-14
Air Force	18	450	215	30	.957	9	2	24-34
San Diego State	19	501	159	31	.955	15	12	34-46
Totals	65	3414	1220	162	.966	97	24	147-192

## INDIVIDUAL BATTING

Min 2.5 AB/Team game	g	avg	ab	r	h	rbi	2b	3b	hr	bb
TURNER, Colby-SD	17	.385	65	14	25	17	4	3	3	4
HARVEY, Jake-NV	15	.383	47	13	18	5	3	0	1	12
HEFFT-LV	18	.375	72	16	27	14	6	2	1	8
HIGGINS-LV	17	.371	70	19	26	9	7	1	1	9
SALDIVAR, Eddie-FS	19	.367	79	24	29	14	4	2	2	8
BALL, Michael-NV	17	.364	66	13	24	18	8	0	2	3
Jay Thomason-AF	18	.361	72	23	26	12	5	1	5	11
PIERCE, Jesse-NV	14	.358	53	11	19	9	3	0	1	8
KRYSZCZUK-LV	18	.354	65	18	23	24	4	1	4	16
HOLLAND, J.-NM	14	.346	52	12	18	15	9	0	5	2
STEPHENS, S.-NM	17	.345	58	10	20	8	1	2	0	10
NEWTON, Ben-FS	19	.338	65	19	22	12	7	1	0	11
WALKER, K.-NM	17	.333	63	19	21	9	3	0	0	14
DITMAR-LV	15	.327	49	10	16	11	4	0	1	4
CADENA, Nathan-SJ	20	.325	77	6	25	16	5	1	2	5
DORRAUGH, Hunter-SJ	19	.319	72	15	23	15	2	1	6	10
FREETHY, JR-NV	17	.319	69	17	22	13	7	0	4	7
PEPPI, Rocco-FS	19	.319	69	10	22	18	7	0	2	4
SPENRATH, R.-NM	20	.316	76	17	24	16	7	3	3	17
MORGAN, Grady-FS	19	.310	71	13	22	18	5	1	4	10

## INDIVIDUAL PITCHING

Min 1.0 IP/Team game	app	era	w-l	sv	ip	h	r	er	bb	so
ANKER, Jack-FS	5	1.76	4-0	0	30.2	20	7	6	3	29
MILLAS, Theo-NV	4	1.89	1-0	0	19.0	19	4	4	4	17
SERRANO, Omar-SD	5	2.17	1-2	0	29.0	25	12	7	11	26
Dylan Rogers-AF	5	2.33	3-1	0	19.1	15	7	5	5	18
DIXON, Jake-FS	5	2.73	2-1	0	26.1	30	14	8	9	25
CATES-LV	5	3.21	3-2	0	28.0	33	10	10	5	35
DOKTORCZYK, Jason-NV	5	3.23	3-1	0	30.2	28	12	11	7	29
Seungmin Shim-AF	5	3.25	2-1	0	27.2	31	14	10	10	35
SIMON-LV	5	3.34	2-1	0	29.2	28	15	11	11	18
BEAL, Noah-FS	5	4.33	1-3	0	27.0	34	17	13	4	36
RIORDAN, Jacob-SD	7	5.04	2-1	0	25.0	21	17	14	22	28
Ben Weber-AF	5	5.40	1-1	0	23.1	26	18	14	7	14
FOSHER, Peyton-NV	5	5.55	1-1	0	24.1	30	17	15	5	12
LOPEZ, D.-NM	5	6.93	2-1	0	24.2	34	22	19	9	18
CARDENAS, Xavier-SD	5	7.40	1-3	0	24.1	26	21	20	17	25

## HITS

SALDIVAR, Eddie-FS	29
HEFFT-LV	27
Jay Thomason-AF	26
HIGGINS-LV	26
3 tied with 25 hit(s)	

## RUNS SCORED

SALDIVAR, Eddie-FS	24
WOOD, T.-NM	23
Jay Thomason-AF	23
HARDY, Theo-SJ	20
ASBY, W.-NM	20

## RUNS BATTED IN

KRYSZCZUK-LV	24
ASBY, W.-NM	23
BOWLING, Dalton-SJ	20
3 tied with 18 RBI(s)	

## DOUBLES

HOLLAND, J.-NM	9
BALL, Michael-NV	8
HOPFE, Tommy-FS	8
ASBY, W.-NM	8
5 tied with 7 double(s)	

## TRIPLES

HAMCHUK, Robert-SJ	4
SPENRATH, R.-NM	3
HARDY, Theo-SJ	3
TURNER, Colby-SD	3
3 tied with 2 triple(s)	

## HOME RUNS

BOWLING, Dalton-SJ	8
DORRAUGH, Hunter-SJ	6
HOLLAND, J.-NM	5
Jay Thomason-AF	5
ASBY, W.-NM	5

## TOTAL BASES

BOWLING, Dalton-SJ	55
Jay Thomason-AF	48
SPENRATH, R.-NM	46
DORRAUGH, Hunter-SJ	45
2 tied with 44 total base(s)	

## STOLEN BASES

	sb-att
Chase Spencer-AF	14-16
WOOD, T.-NM	9-11
Chris Stallings-AF	8-8
STEPHENS, S.-NM	8-11
2 tied with 5 stolen base(s)	

## STRIKEOUTS

	ip	so
BEAL, Noah-FS	27.0	36
CATES-LV	28.0	35
Seungmin Shim-AF	27.2	35
DOKTORCZYK, Jason-NV	30.2	29
ANKER, Jack-FS	30.2	29

# NCAA RANKING SUMMARY (TEAM)

Statistic	National Rank	Conference Rank	Value	National Leader	Value	Conference Leader	Value
Base on Balls (295 ranked)	20	1	125	South Carolina Texas A&M	159	New Mexico	125
Batting Average (295 ranked)	20	1	0.323	Florida St.	0.364	New Mexico	0.323
Double Plays (294 ranked)	8	1	21	Coastal Carolina Purdue	25	New Mexico	21
Double Plays Per Game (295 ranked)	14	1	1.05	Coastal Carolina	1.25	New Mexico	1.05
Doubles (295 ranked)	6	1	54	Texas Tech	62	New Mexico	54
Doubles Per Game (295 ranked)	7	2	2.70	Texas Tech	3.10	Nevada	2.82
Earned Run Average (295 ranked)	239	7	8.01	Arkansas	2.35	Fresno St.	3.48
Fielding Percentage (295 ranked)	125	4	0.970	Washington St.	0.987	Nevada	0.972
Hit Batters (295 ranked)	128	5	26	Saint Peter's	58	San Diego St.	40
Hit by Pitch (294 ranked)	119	4	27	Coastal Carolina	60	Fresno St.	36
Hits (295 ranked)	15	1	226	Virginia	257	New Mexico	226
Hits Allowed Per Nine Innings (295 ranked)	274	7	12.64	Arkansas	5.77	Fresno St.	8.41
Home Runs (292 ranked)	109	2	22	Georgia	56	San Jose St.	23
Home Runs Per Game (295 ranked)	129	2	1.10	Virginia Tech	2.83	San Jose St.	1.15
On Base Percentage (295 ranked)	22	1	0.439	Wofford	0.476	New Mexico	0.439
Runs (295 ranked)	33	1	174	Coastal Carolina	233	New Mexico	174
Sacrifice Bunts (268 ranked)	125	3	7	Western Ky.	29	Air Force	10
Sacrifice Flies (293 ranked)	71	1	10	Nicholls	24	New Mexico	10
Scoring (295 ranked)	48	1	8.7	Wofford	11.9	New Mexico	8.7
Shutouts (52 ranked)				Texas A&M	6	UNLV	3
Slugging Percentage (295 ranked)	43	1	0.511	Virginia Tech	0.678	New Mexico	0.511
Stolen Bases (292 ranked)	127	2	23	Radford	64	Air Force	36
Stolen Bases Per Game (295 ranked)	143	2	1.15	Radford	3.56	Air Force	2.00
Strikeout-to-Walk Ratio (295 ranked)	156	5	1.74	Arkansas	4.64	Fresno St.	3.70
Strikeouts Per Nine Innings (295 ranked)	206	5	8.0	Arkansas	13.6	San Diego St.	10.7
Triple Plays (1 ranked)				Tennessee	1		
Triples (257 ranked)	48	3	6	UIW	13	San Jose St.	9
Triples Per Game (280 ranked)	67	3	0.30	UIW	0.72	San Jose St.	0.45
WHIP (295 ranked)	242	7	1.91	Arkansas	0.97	Fresno St.	1.21
WL Pct (291 ranked)	92	2	0.600	Florida St.	1.000	Fresno St.	0.737
Walks Allowed Per Nine Innings (295 ranked)	118	5	4.58	Fresno St.	2.52	Fresno St.	2.52

# MOUNTAIN WEST BY RPI

Team	Conference	Adj. RPI	Adj. RPI Value	Prev Adj. RPI	RPI	Orig RPI Value	WL	Adj. Non-Conf RPI	Non-Conf Record	Conf. Record	Road WL	Quad 1	Quad 2	Quad 3	Quad 4	vs TOP 100	vs below 150	NC SOS	SOS
Air Force	Mountain West	75	0.54848	75	75	0.54848	9-9	75	4-8	5-1	3-6	1-4	0-2	2-2	6-1	1-5	8-2	15	75
Nevada	Mountain West	99	0.52445	99	99	0.52445	8-9	109	4-7	4-2	6-8	0-0	0-3	4-4	4-2	0-3	6-5	79	109
Fresno St.	Mountain West	132	0.50787	131	132	0.50787	14-5	98	10-3	4-2	5-3	0-0	3-2	2-1	9-2	3-2	11-3	278	287
New Mexico	Mountain West	143	0.50242	142	143	0.50242	12-8	189	8-6	4-2	2-2	0-1	2-2	0-1	10-4	2-4	5-1	213	174
San Jose St.	Mountain West	184	0.47897	184	184	0.47897	7-13	177	4-7	3-6	2-7	0-0	0-0	4-9	3-4	2-2	4-9	61	53
UNLV	Mountain West	208	0.46480	209	208	0.46480	10-8	190	8-4	2-4	4-5	0-0	0-0	2-6	8-2	1-2	9-2	284	265
San Diego St.	Mountain West	235	0.44593	235	235	0.44593	6-13	228	4-6	2-7	1-3	0-0	0-4	3-8	3-1	2-10	2-1	150	133

# NCAA RANKING SUMMARY (INDIVIDUALS)

Statistic	Player	National Rank	Conference Rank	Value	National Leader	Value	Conference Leader	Value
Base on Balls (122 ranked)	Tye Wood Reed Spenrath	69 89	1 2	18	Drew Brutcher, South Fla. Austin Turner, Tennessee Tech	27 27	Tye Wood, New Mexico	18
Base on Balls Per Game (149 ranked)	Tye Wood Reed Spenrath	53 149	1 3	1.00 0.85	Drew Brutcher, South Fla.	1.42	Tye Wood, New Mexico	1.00
Batting Average (249 ranked)	Tye Wood	47	1	0.426	Charlie Condon, Georgia	0.521	Tye Wood, New Mexico	0.426
Complete Games (6 ranked)					5 players tied	2	Omar Serrano, San Diego St.	1
Doubles (115 ranked)	Jake Holland Will Asby Reed Spenrath	25 56 115	1 2 5	9 8 7	Damian Bravo, Texas Tech	14	Jake Holland, New Mexico	9
Doubles Per Game (126 ranked)	Will Asby	126	5	0.40	Damian Bravo, Texas Tech	0.74	Michael Ball, Nevada	0.47
Earned Run Average (200 ranked)					Jamie Arnold, Florida St.	0.33	Jack Anker, Fresno St.	1.76
Games Started (22 ranked)	David Lopez	22	1	5	Chase Hennessey, Utah Valley	8	14 players tied	5
Hit Batters (137 ranked)					4 players tied	10	Jacob Riordan, San Diego St.	8
Hit By Pitch Per Game (134 ranked)	Tye Wood	27	1	0.50	Matt Masciangelo, Sacramento St.	0.78	Tye Wood, New Mexico	0.50
Hit by Pitch (144 ranked)	Tye Wood	23	1	9	Cade McGee, Texas Tech	15	Tye Wood, New Mexico	9
Hits (112 ranked)					Charlie Condon, Georgia Joshua Kuroda-Grauer, Rutgers Cam Smith, Florida St.	38 38 38	Eddie Saldivar, Fresno St.	29
Hits Allowed Per Nine Innings (150 ranked)					Hagen Smith, Arkansas	3.13	Jack Anker, Fresno St.	5.87
Hits Per Game (150 ranked)					Cam Smith, Florida St.	2.11	Kade Higgins, UNLV	1.53
Home Runs (107 ranked)					Grant Knipp, Campbell	14	Dalton Bowling, San Jose St.	8
Home Runs Per Game (143 ranked)					Grant Knipp, Campbell	0.74	Dalton Bowling, San Jose St.	0.40
On Base Percentage (150 ranked)	Tye Wood	2	1	0.635	Charlie Condon, Georgia	0.648	Tye Wood, New Mexico	0.635
Pitching Appearances (84 ranked)					A.J. Wilson, Charlotte	13	Issac Araiza, San Diego St. Garvey Rumary, San Diego St.	9 9
Runs (128 ranked)	Tye Wood	94	2	23	Sam Antonacci, Coastal Carolina Blake Barthol, Coastal Carolina Kasten Furr, Louisiana Tech	35 35 35	Eddie Saldivar, Fresno St.	24
Runs Batted In (136 ranked)	Will Asby	112	2	23	Grant Knipp, Campbell	37	Austin Kryszczuk, UNLV	24
Runs Batted In Per Game (148 ranked)					Grant Knipp, Campbell	1.95	Austin Kryszczuk, UNLV	1.33
Runs Per Game (146 ranked)	Tye Wood	84	1	1.28	Patrick Clohisy, Saint Louis Grant Knipp, Campbell	1.79 1.79	Jay Thomason, Air Force Tye Wood, New Mexico	1.28 1.28
Sacrifice Bunts (61 ranked)					Garrison Weiss, Prairie View	11	Michael McKernan, Fresno St.	3
Sacrifice Bunts Per Game (141 ranked)					Garrison Weiss, Prairie View	0.52	Michael McKernan, Fresno St.	0.18
Sacrifice Flies (141 ranked)	Jake Holland Konner Kinkade	35 141	2 5	3 2	Marco Dinges, Florida St.	6	Michael Ball, Nevada	4
Saves (213 ranked)	Brian McBroom Wyatt Hardy Justin Still Josh Barnhouse	31 213 213 213	2 5 5 5	3 1 1 1	Charlie Beilenson, Duke	8	Tommy Hopfe, Fresno St.	4
Slugging Percentage (250 ranked)					Grant Knipp, Campbell	1.266	Colby Turner, San Diego St.	0.677
Stolen Bases (129 ranked)	Tye Wood Sean Stephens	68 85	2 3	9 8	Trent Rice, Oakland	19	Chase Spencer, Air Force	14
Stolen Bases Per Game (140 ranked)	Tye Wood Sean Stephens	70 87	2 3	0.50 0.47	Trent Rice, Oakland	1.06	Chase Spencer, Air Force	0.78
Strikeout-to-Walk Ratio (141 ranked)					Duncan Howard, Houston	0.00	Jack Anker, Fresno St.	9.67
Strikeouts (131 ranked)					Riley Huge, Winthrop	62	Noah Beal, Fresno St.	36
Strikeouts Per Nine Innings (150 ranked)					Hagen Smith, Arkansas	19.57	Noah Beal, Fresno St.	12.00
Total Bases (147 ranked)					Charlie Condon, Georgia	87	Dalton Bowling, San Jose St.	55
Toughest to Strike Out (150 ranked)	Will Asby	44	2	12.3	Logan Haskell, Binghamton Bruer Webster, Utah	0.0 0.0	Austin Kryszczuk, UNLV	16.2
Triples (37 ranked)	Reed Spenrath Sean Stephens	7 37	2 5	3 2	Patrick Clohisy, Saint Louis	5	Robert Hamchuk, San Jose St.	4
Triples Per Game (139 ranked)	Reed Spenrath Sean Stephens	30 71	3 5	0.15 0.12	Patrick Clohisy, Saint Louis	0.26	Robert Hamchuk, San Jose St.	0.21
Victories (44 ranked)					Matthew Matthijs, North Carolina	8	Jack Anker, Fresno St.	4
WHIP (150 ranked)					A.J. Wilson, Charlotte	0.66	Jack Anker, Fresno St.	0.75
Walks Allowed Per Nine Innings (150 ranked)					Duncan Howard, Houston	0.00	Jack Anker, Fresno St.	0.88



# PITCHING GAME LOGS & CAREER HIGHS

## 6 | BRIAN MCBROOM | JR. | RIGHT-HANDED PITCHER

Innings.....4.0 (4x, last vs San Jose St. 4/6/23)  
Strikeouts..... 6 (2x, last vs San Jose St. 4/6/23)

DATE	OPPONENT	RESULT	IP	H	R/ER	K/BB
2/17	CSU Bakersfield	SV (1)	1.1	0	0/0	2/0
2/23	S. Dakota St.	W (1-0)	2.0	4	2/2	3/0
3/2	Hofstra	ND (L, 15-16)	1.0	2	1/1	0/0
3/4	Hofstra	SV (2)	1.0	0	0/0	1/0
3/9	UNLV	ND (W, 7-6)	2.0	5	4/4	0/1
3/12	Arizona State	SV (3)	1.0	0	0/0	2/0
3/16	Nevada	ND (L, 3-4)	0.0	1	1/1	0/1

## 13 | BRETT RUSSELL | SR. | RIGHT-HANDED PITCHER

Innings.....6.2 (at San Jose St. 3/5/22)  
Strikeouts..... 8 (2x, last vs South Dakota St. 2/22/24)

DATE	OPPONENT	RESULT	IP	H	R/ER	K/BB
2/22	S. Dakota St.	ND (L, 5-11)	5.0	2	4/2	8/0
3/2	Hofstra	W (1-0)	5.0	8	7/7	3/3
3/9	UNLV	ND (W, 31-15)	3.0	7	8/8	2/2

## 17 | CRISTIAN MOGEN | FR. | RIGHT-HANDED PITCHER

Innings.....2.0 (vs. CSU Bakersfield, 2/19)  
Strikeouts.....

DATE	OPPONENT	RESULT	IP	H	R/ER	K/BB
2/19	CSU Bakersfield	W (1-0)	2.0	2	0/0	0/0

## 19 | JUSTIN STILL | JR. | LEFT-HANDED PITCHER

Innings.....5.0 (at California 5/15/22)  
Strikeouts..... 6 (at California 5/15/22)

DATE	OPPONENT	RESULT	IP	H	R/ER	K/BB
2/18	Minnesota	ND (L, 2-11)	3.0	0	0/0	3/2
2/24	S. Dakota St.	W (1-0)	1.0	1	0/0	0/0
3/1	Hofstra	ND (L, 9-10)	0.0	1	1/0	1/0
3/2	Hofstra	SV (1)	2.0	0	0/0	4/3
3/12	Arizona St.	ND (W, 6-4)	1.0	0	1/0	0/1
3/15	Nevada	ND (L, 2-13)	1.0	2	1/1	1/1

## 22 | BEN BAKER-LIVINGSTON | JR. | RIGHT-HANDED PITCHER

Innings.....5.0 (2x, last vs New Mexico St. 3/21/23)  
Strikeouts..... 5 (2x, last vs CSU Bakersfield 2/19/23)

DATE	OPPONENT	RESULT	IP	H	R/ER	K/BB
2/19	CSU Bakersfield	ND (W, 6-2)	4.0	3	0/0	5/1
2/24	S. Dakota St.	ND (W, 9-8)	2.0	3	2/2	3/0

## 23 | JAREN JACKSON | SR. | LEFT-HANDED PITCHER

Innings.....7.0 (vs. CSU Pueblo 4/11/23)  
Strikeouts..... 6 (2x, last vs South Dakota St. 2/22/24)

DATE	OPPONENT	RESULT	IP	H	R/ER	K/BB
2/16	Oregon St.	L (0-1)	3.1	9	8/8	4/3
2/22	S. Dakota St.	L (0-2)	4.0	9	7/7	6/0
3/2	Hofstra	L (0-3)	3.0	3	4/3	2/4
3/10	UNLV	W (1-3)	3.0	5	1/1	2/0
3/16	Nevada	L (1-4)	1.1	4	1.1	0/0

## 27 | DAVID LOPEZ | JR. | RIGHT-HANDED PITCHER

Innings.....7.0 (vs. UNLV 3/9/24)  
Strikeouts..... 5 (2x, last vs Hofstra 3/1/24)

DATE	OPPONENT	RESULT	IP	H	R/ER	K/BB
2/17	CSU Bakersfield	W (1-0)	5.0	4	2/2	2/2
2/23	S. Dakota St.	ND (W, 12-11)	4.2	11	7/6	5/2
3/1	Hofstra	ND (L, 9-10)	5.0	5	3/2	5/1
3/9	UNLV	W (2-0)	7.0	6	2/2	4/2
3/15	Nevada	L (2-1)	3.0	8	8/7	2/2

## 29 | WYATT HARDY | JR. | RIGHT-HANDED PITCHER

Innings.....3.0 (vs. CSU Bakersfield, 2/19/24)  
Strikeouts.....4 (vs. CSU Bakersfield, 2/19/24)

DATE	OPPONENT	RESULT	IP	H	R/ER	K/BB
2/19	CSU Bakersfield	SV (1)	3.0	3	2/2	4/0
2/24	S. Dakota St.	ND (W, 13-2)	2.0	2	0/0	3/0
3/1	Hofstra	L (0-1)	0.2	6	6/6	1/0
3/5	Texas Tech	ND (L, 8-11)	1.0	4	5/5	1/3

## 31 | DAYNE PENGELLY | JR. | RIGHT-HANDED PITCHER

Innings.....4.1 (vs. Hofstra 3/3/24)  
Strikeouts.....1 (vs. Minnesota 2/18/24)

DATE	OPPONENT	RESULT	IP	H	R/ER	K/BB
2/18	Minnesota	L (0-1)	1.0	5	6/6	1/3
3/3	Hofstra	W (1-1)	4.1	7	4/4	5/2
3/12	Arizona State	W (2-1)	4.1	3	0/0	5/3

## 33 | DAXTON PURSER | JR. | LEFT-HANDED PITCHER

Innings.....3.1 (vs. Hofstra, 3/3/24)  
Strikeouts.....6 (at Nevada, 3/16/24)

DATE	OPPONENT	RESULT	IP	H	R/ER	K/BB
2/18	Minnesota	ND (L, 2-11)	2.2	0	0/0	2/1
2/24	S. Dakota St.	ND (W, 9-8)	2.2	3	2/2	3/2
3/1	Hofstra	ND (L, 9-10)	2.0	1	0/0	1/2
3/3	Hofstra	ND (W, 9-6)	3.1	4	2/2	0/3
3/9	UNLV	ND (W, 31-15)	2.1	5	7/6	3/3
3/16	Nevada	ND (L, 3-4)	6.0	2	0/0	6/4

## 34 | JOSH BARNHOUSE | JR. | RIGHT-HANDED PITCHER

Innings.....3.1 (vs. S. Dakota St., 2/24)  
Strikeouts..... 4 (2x, last at Nevada 3/17/24)

DATE	OPPONENT	RESULT	IP	H	R/ER	K/BB
2/16	Oregon St.	ND (L, 15-6)	2.2	7	7/7	4/3
2/24	S. Dakota St.	ND (W, 9-8)	3.1	7	4/2	3/1
3/1	Hofstra	ND (L, 9-10)	1.1	0	0/0	1/1
3/2	Hofstra	ND (L, 15-16)	0.2	3	3/3	1/1
3/9	UNLV	W (1-0)	3.2	1	0/0	4/2
3/12	Arizona State	ND (W, 6-4)	0.2	1	0/0	0/0
3/16	Nevada	ND L, 3-4)	0.2	2	2/2	1/0
3/17	Nevada	SV (1)	3.0	0	0/0	4/1

## 35 | ARTHUR STEINKAMP | SR. | LEFT-HANDED PITCHER

Innings.....4.1 (vs Fresno St. 4/28/23)  
Strikeouts..... 4 (at San Diego St. 5/18/23)

DATE	OPPONENT	RESULT	IP	H	R/ER	K/BB
2/16	Oregon St.	ND (L, 15-6)	2.0	1	0/0	1/1
2/23	S. Dakota St.	ND (W, 12-11)	2.1	4	2/1	1/0
3/2	Hofstra	ND (L, 15-16)	0.1	4	3/3	0/1
3/3	Hofstra	ND (W, 11-7)	0.1	0	0/0	0/0
3/5	Texas Tech	L (0-1)	4.0	3	4/3	1/1
3/12	Arizona State	ND (W, 6-4)	1.1	1	0/0	1/1
3/17	Nevada	SV (1)	3.0	0	0/0	4/1

## 38 | BLAKE LEHMBECK | FR. | RIGHT-HANDED PITCHER

Innings.....1.0 (vs. Minnesota 2/18/24)  
Strikeouts.....2 (vs. Minnesota 2/18/24)

DATE	OPPONENT	RESULT	IP	H	R/ER	K/BB
2/18	Minnesota	ND (L, 2-11)	1.0	3	1/1	2/0

## 39 | RYAN CASTILLO | FR. | RIGHT-HANDED PITCHER

Innings.....4.0 (vs. Texas Tech, 3/5/24)  
Strikeouts..... 2 (vs. Texas Tech, 3/5/24)

DATE	OPPONENT	RESULT	IP	H	R/ER	K/BB
2/18	Minnesota	ND (L, 2-11)	0.1	2	4/3	0/2
3/5	Texas Tech	ND (L, 8-11)	4.0	4	2/2	2/0

## 40 | WIL BANNISTER | SR. | RIGHT-HANDED PITCHER

Innings.....2.2 (vs. CSUB 2/17/24)  
Strikeouts..... 5 (vs. S. Dakota St. 2/24/24)

DATE	OPPONENT	RESULT	IP	H	R/ER	K/BB
2/17	CSU Bakersfield	ND (W, 4-3)	2.2	3	1/1	0/0
2/24	S. Dakota St.	W (1-0)	5.0	7	2/2	5/2
3/2	Hofstra	ND (L, 15-16)	5.0	9	5/5	4/3
3/10	UNLV	ND (W, 6-5)				

## 41 | BLANE ROMERO | SR. | RIGHT-HANDED PITCHER

Innings.....3.1 (vs. Rice, 2/28/23)\*  
Strikeouts..... 4 (vs. Rice, 2/28/23)\*  
\*While playing for Sam Houston St. (2022, 2023)

## 48 | ANDREW NEIL | JR. | RIGHT-HANDED PITCHER

# BATTING/FIELDING SEASON & GAME HIGHS

Innings..... 0.2 (vs. Arizona State, 3/12/24)  
Strikeouts.....

**DATE OPPONENT RESULT IP H R/E/R K/BB**  
3/12 Arizona State ND (W, 6-4) 0.2 0 3/3 0/3

**2 | CHASE WEISSENBORN | SR. | SHORTSTOP**

CATEGORY	'24 SEASON	CAREER
Hits.....	1 (4x, last vs Arizona St., 3/12)	4 (2x, last 3/11/23)
Runs.....		3 (2x, last 5/7/22)
RBI's.....	3 (vs. Oregon St., 2/16/24)	3 (4x, last 3/11/23)
Walks.....		2 (5x, last 4/6/23)
Putouts.....	4 (vs. CSUB, 2/17)	5 (vs. AFA 4/23/23)
Assists.....	5 (2x, last vs. UNLV, 3/10)	8 (vs. AFA 3/10/23)
Hit Streak.....	2 games (2/19-3/9)	8 games (5/2 - 5/14/23)
On Base Streak....	2 games (2/19-3/9)	16 games (3/15 - 4/19/22)

**3 | DEVON DIXON | SR. | SECOND BASEMAN**

CATEGORY	'24 SEASON	CAREER
Hits.....	3 (2x, last vs. UNLV, 3/9)	3 (5x, last 3/9/24)
Runs.....	3 (vs. UNLV 3/9)	4 (vs. N. Colo., 2/24/23)
RBI's.....	4 (vs. Arizona St., 3/12)	4 (2x, last vs. Arizona St., 3/12)
Walks.....	2 (2x, last vs. UNLV 3/9)	3 (vs. St. Bona., 3/4/23)
Putouts.....	3 (4x, last vs. UNLV 3/9)	4 (4x, last 5/12/23)
Assists.....	7 (vs. Arizona State 3/12)	7 (2x, last 3/12/24)
Hit Streak.....	6 (2/19 - 3/1)	8 games (4/28 - 5/12/23)
On Base Streak....	8 (2/19 - 3/2)	8 games (4/28 - 5/12/23)

**4 | TYE WOOD | JR. | OUTFIELDER**

CATEGORY	'24 SEASON	CAREER
Hits.....	3 (vs. UNLV, 3/9)	Same
Runs.....	4 (vs. UNLV, 3/9)	Same
RBI's.....	4 (vs. Hofstra 3/3)	Same
Walks.....	3 (vs. UNLV, 3/9)	Same
Putouts.....	6 (vs. vs. S. Dakota St., 2/24)	Same
Assists.....	1 (vs. Hofstra, 3/3)	Same
Hit Streak.....	6 games (2x, last 3/2 - 3/10)	Same
On Base Streak....	7 games (3/2 - 3/12)	Same

**8 | KONNER KINKADE | SR. | INFIELD/OUTFIELD**

CATEGORY	'24 SEASON	CAREER
Hits.....	2 (5x, last vs. UNLV 3/9)	2 (7x, last 3/1/24)
Runs.....	3 (vs. UNLV, 3/9)	Same
RBI's.....	4 (vs. Texas Tech 3/5)	Same
Walks.....	2 (2x, last vs. Hofstra 3/2)	2 (3x, last 2/24/24)
Putouts.....	4 (vs. Texas Tech 3/5)	4 (5x, last 3/5/24)
Assists.....	5 (vs. Hofstra 3/1)	8 (vs. TTU, 3/28/23)
Hit Streak.....	6 games (2/19 - 3/1)	Same
On Base Streak....	7 games (2/19 - 3/2)	7 games (2x, last 2/19 - 3/2)

**9 | JOSH MCALISTER | JR. | INFIELDER**

CATEGORY	'24 SEASON	CAREER
Hits.....	3 (vs. Hofstra 3/2)	4 (vs. CSUB 4/11/23)*
Runs.....	1 (9x, last vs. Hofstra 3/3)	2 (7x, last 2/16/24)*
RBI's.....	4 (vs. Hofstra, 3/2)	Same
Walks.....	1 (5x, last vs. Hofstra, 3/3)	3 (vs. Missis. St., 3/3/23)*
Putouts.....	1 (3x, last vs. Hofstra 3/2)	7 (vs. CSUB, 3/11/23)*
Assists.....	3 (vs. Minnesota 2/18)	5 (vs. Maryland, 4/14/23)*
Hit Streak.....	4 games (2/19-24)	5 games (2/18 - 25/23)*
On Base Streak....	10 games (2/16 - 3/2)	10 games (3/5 - 25/23)*

**10 | AUSTIN MUNGUIA | JR. | CATCHER**

CATEGORY	'24 SEASON	CAREER
Hits.....	1 (vs. UNLV, 3/9)	Same
Runs.....		
RBI's.....		
Walks.....		
Putouts.....	2 (vs. Minnesota, 2/18)	Same
Assists.....		
Hit Streak.....		
On Base Streak....		

**11 | SEAN STEPHENS | SR. | OUTFIELDER**

CATEGORY	'24 SEASON	CAREER
Hits.....	3 (2x, last vs. Hofstra, 3/1)	5 (vs. Nevada, 5/7/22)
Runs.....	2 (3x, last vs. Hofstra 3/3)	5 (vs. Nevada, 5/7/22)
RBI's.....	2 (4x, last vs. Texas Tech 3/5)	4 (vs. Nevada, 5/7/22)
Walks.....	2 (3x, last vs. Hofstra 3/2)	2 (2x, last 2/19/24)

Putouts..... 4 (2x, last vs. Hofstra 3/2) ..... 5 (4x, last 5/19/23)  
Assists..... 1 (2x, last 2/25/23)

Hit Streak..... 6 games (2/24 - 3/5) ..... Same  
On Base Streak.... 10 games (2/19 - 3/5) ..... 17 games (3/15 - 4/29/22)

**12 | WILL ASBY | SR. | OUTFIELDER**

CATEGORY	'24 SEASON	CAREER
Hits.....	4 (2x, last vs. UNLV, 3/9)	Same
Runs.....	4 (2x, last vs. UNLV, 3/9)	Same
RBI's.....	9 (vs. UNLV, 3/9)	Same
Walks.....	2 (3x, last vs. S. Dakota St. 2/24)	2 (3x, last 2/24/24)*
Putouts.....	3 (4x, last vs. UNLV, 3/10)	4 (2x, last 5/18/23)*
Assists.....		2 (vs. San Jose St., 5/9/23)*
Hit Streak.....	4 games (2/23 - 3/1)	6 games (3/24 - 4/2/23)*
On Base Streak....	6 games (2/23-3/2)	9 games (3/15 - 4/2/23)*

**14 | AKILI CARRIS | SO. | INFIELDER**

CATEGORY	'24 SEASON	CAREER
Hits.....	3 (vs. UNLV, 3/9)	Same
Runs.....	4 (vs. UNLV, 3/9)	Same
RBI's.....	3 (vs. UNLV, 3/9)	Same
Walks.....	1 (2x, last vs. UNLV 3/9)	Same
Putouts.....	3 (vs. UNLV, 3/10)	Same
Assists.....	4 (vs. UNLV, 3/9)	Same
Hit Streak.....	4 games (3/5-3/10)	Same
On Base Streak....	4 games (3/5-3/10)	Same

**15 | KHALIL WALKER | JR. | OUTFIELDER**

CATEGORY	'24 SEASON	CAREER
Hits.....	5 (vs. UNLV, 3/9)	Same
Runs.....	5 (vs. UNLV, 3/9)	Same
RBI's.....	3 (vs. UNLV, 3/9)	Same
Walks.....	3 (vs. Oregon St., 2/16)	Same
Putouts.....	6 (vs. UNLV, 3/10)	Same
Assists.....		
Hit Streak.....	10 games (2/22 - present)	Same
On Base Streak....	10 games (2/22 - present)	Same

**18 | JAKE HOLLAND | SR. | CATCHER**

CATEGORY	'24 SEASON	CAREER
Hits.....	3 (vs. UNLV 3/9)	3 (5x, last 3/9/24)
Runs.....	2 (3x, last vs. UNLV 3/9)	2 (11x, last 3/9/24)
RBI's.....	5 (vs. Hofstra 3/2)	5 (2x, last vs. Hofstra 3/2)
Walks.....	1 (vs. CSUB 2/19)	1 (16x, last 2/19/24)
Putouts.....	14 (vs. S. Dakota St. 2/22)	13 (vs. Oregon St., 2/17/23)
Assists.....	2 (vs. Hofstra 3/2)	3 (vs. Fresno St., 4/30/23)
Hit Streak.....	2 games (3x, last 3/2 - 3/3)	10 games
On Base Streak....	5 games (2/16 - 2/24)	14 games

**24 | KYLE SMITH | SR. | CATCHER**

CATEGORY	'24 SEASON	CAREER
Hits.....	5 (vs. UNLV 3/9)	Same
Runs.....	4 (vs. UNLV 3/9)	Same
RBI's.....	7 (vs. Hofstra 3/2)	Same
Walks.....	2 (2x, last vs. Hofstra 3/2)	2 (5x, last 3/2)
Putouts.....	10 (vs. CSUB, 2/19)	9 (3x, last 2/25/23)
Assists.....	1 (2x, last vs. UNLV 3/9)	2 (5x, last 4/7/23)
Hit Streak.....	3 games (2/19 - 2/24)	7 games
On Base Streak....	5 games (2/16 - 2/24)	18 games

**26 | LUKE MANSY | SO. | INFIELDER/OUTFIELDER**

CATEGORY	'24 SEASON	CAREER
Hits.....	3 (vs. S. Dakota St. 2/24)	Same
Runs.....	3 (vs. S. Dakota St. 2/24)	Same
RBI's.....	2 (vs. S. Dakota St. 2/23)	Same
Walks.....	3 (vs. Hofstra 3/3)	Same
Putouts.....	3 (vs. UNLV, 3/9)	Same
Assists.....	4 (vs. S. Dakota St. 2/23)	Same
Hit Streak.....	3 games (2/19 - 2/24)	Same
On Base Streak....	5 games (2/19 - 3/2)	Same

**30 | REED SPENRATH | SR. | FIRST BASEMAN**

CATEGORY	'24 SEASON	CAREER
Hits.....	3 (vs. Hofstra 3/1)	4 (4x, last 4/8/23)
Runs.....	3 (vs. S. Dakota St. 2/24)	4 (vs. St. Bona., 3/3/23)
RBI's.....	3 (vs. S. Dakota St. 2/23)	6 (2x, last 4/6/23)
Walks.....	4 (vs. Hofstra 3/2)	Same

# BATTING/FIELDING SEASON & GAME HIGHS

Putouts ..... 13 (vs. UNLV 3/9)..... 15 (vs. NM St., 3/21/23)  
 Assists ..... 2 (3x, last vs. Arizona State 3/12)..... 2 (4x, last 3/12/24)  
 Hit Streak ..... 10 games (2/22 - 3/9) ..... 16 games  
 On Base Streak.... 17 games (2/16 - present)..... 16 games

## 43 | GENE TRUJILLO | FR. | FIRST BASEMAN

CATEGORY	'24 SEASON	CAREER
Hits.....	1 (vs. S. Dakota St. 2/24) .....	Same
Runs.....	1 (vs. S. Dakota St. 2/24) .....	Same
RBI's .....	2 (vs. S. Dakota St. 2/24) .....	Same
Walks.....	.....	.....
Putouts.....	1 (vs. Minnesota 2/18).....	Same
Assists .....	.....	.....
Hit Streak.....	1 (2/24 - present) .....	Same
On Base Streak....	1 (2/24 - present) .....	Same

## 47 | ETHAN OTT | JR. | INFIELDER/DH

CATEGORY	'24 SEASON	CAREER
Hits.....	3 (vs. Hofstra 3/2) .....	4 (4x, last 3/10/23)*
Runs.....	3 (vs. Hofstra 3/2) .....	5 (vs. VA Wise, 2/10/23)*
RBI's .....	3 (vs. Hofstra 3/2) .....	5 (vs. Clarion, 3/6/22)*
Walks.....	3 (vs. CSUB 2/19) .....	4 (vs. Erskine, 4/1/23)*

Putouts ..... 7 (vs. CSUB 2/19) ..... 14 (2x, last 5/20/23)\*  
 Assists ..... 4 (vs. Southern Wesleyan 2/19/22)\*  
 Hit Streak ..... 7 games (2/23 - 3/9)..... 11 games (3/4 - 4/6/23)\*  
 On Base Streak.... 10 games (2/16 - 3/9) ..... 21 games\*

## 48 | ANDREW NEIL | JR. | INFIELDER/PITCHER

CATEGORY	'24 SEASON	CAREER
Hits.....	.....	.....
Runs.....	1 (2x, last vs. S. Dakota St. 2/24).....	Same
RBI's .....	.....	.....
Walks.....	.....	.....
Putouts.....	.....	.....
Assists .....	.....	.....
Hit Streak.....	.....	.....
On Base Streak....	.....	.....

# MOUNTAIN WEST-ONLY STATS

Record: 4-2 Home: 3-0 Away: 1-2 MW: 4-2

Player	avg	gp-gs	ab	r	h	2b	3b	hr	rbi	tb	slg%	bb	hp	so	gdp	ob%	sf	sh	sb-att	po	a	e	fld%
4 WOOD, Tye	.500	6-6	20	9	10	3	0	0	5	13	.650	6	4	1	0	.667	0	0	2-3	6	0	0	1.000
14 CARRIS, Akili	.467	5-4	15	5	7	1	0	0	7	8	.533	2	0	2	1	.500	1	2	0-0	7	8	0	1.000
18 HOLLAND, Jake	.429	5-5	21	6	9	6	0	1	4	18	.857	1	0	5	1	.435	1	0	0-0	32	3	0	1.000
15 WALKER, Khalil	.370	6-6	27	8	10	2	0	0	4	12	.444	2	0	4	0	.400	1	2	0-0	20	0	0	1.000
2 WEISSENBORN, Chase	.353	5-5	17	0	6	0	0	0	1	6	.353	1	0	2	0	.389	0	0	0-0	4	16	1	.952
47 OTT, Ethan	.333	3-3	12	4	4	1	0	1	2	8	.667	2	1	2	0	.467	0	0	0-0	0	0	0	.000
30 SPENRATH, Reed	.296	6-6	27	5	8	1	2	2	8	19	.704	3	0	6	0	.367	0	0	1-1	49	2	0	1.000
3 DIXON, Devon	.286	6-6	21	4	6	1	0	0	6	7	.333	6	0	3	0	.444	0	0	0-0	7	13	0	1.000
12 ASBY, Will	.280	6-6	25	9	7	4	0	1	9	14	.560	4	2	1	0	.419	0	0	0-0	13	0	0	1.000
-----																							
43 TRUJILLO, Gene	1.000	1-0	1	1	1	0	0	0	1	1	1.000	0	0	0	0	.500	1	0	0-0	0	0	0	.000
24 SMITH, Kyle	.556	3-2	9	4	5	0	0	1	6	8	.889	1	1	1	0	.636	0	0	1-1	4	1	0	1.000
8 KINKADE, Konner	.500	4-2	8	3	4	0	0	0	2	4	.500	0	2	2	1	.600	0	0	0-0	2	3	2	.714
10 MUNGUIA, Austin	.500	2-0	2	0	1	0	0	0	0	1	.500	0	0	0	0	.500	0	0	0-0	4	0	0	1.000
11 STEPHENS, Sean	.000	4-2	8	0	0	0	0	0	0	0	.000	0	1	3	0	.111	0	0	0-0	5	0	0	1.000
26 MANSY, Luke	.000	2-1	4	1	0	0	0	0	0	0	.000	2	0	1	0	.333	0	0	0-0	3	3	0	1.000
Totals	.359	6	217	59	78	19	2	6	55	119	.548	30	11	33	3	.454	4	4	4-5	156	56	3	.986
Opponents	.341	6	223	51	76	18	1	6	49	114	.511	26	7	43	4	.419	4	3	2-3	153	60	5	.977

LOB - Team (54), Opp (56). DPs turned - Team (4), Opp (5). Picked off - WOOD, T. 1, WALKER, K. 1, WEISSENBORN 1.

## (MW games only Sorted by Earned run avg)

Player	era	w-l	app	gs	cg	sho	sv	ip	h	r	er	bb	so	2b	3b	hr	b/avg	wp	hp	bks	sfa	sha	
34 BARNHOUSE, Josh	2.45	1-0	3	0	0	0/0	1	7.1	3	2	2	3	9	1	0	0	.136	0	0	0	1	0	
33 PURSER, Daxton	6.48	0-0	2	2	0	0/0	0	8.1	7	7	6	7	9	3	0	0	.219	1	1	0	0	1	
27 LOPEZ, David	8.10	1-1	2	2	0	0/0	0	10.0	14	10	9	4	6	3	0	1	.333	0	0	0	0	1	
40 BANNISTER, Wil	10.00	0-0	2	2	0	0/0	0	9.0	19	10	10	3	4	4	0	0	.422	2	3	0	0	1	
-----																							
23 JACKSON, Jaren	4.15	1-1	2	0	0	0/0	0	4.1	9	2	2	0	2	0	0	1	.409	0	0	0	0	0	
35 STEINKAMP, Arthur	6.00	1-0	1	0	0	0/0	0	3.0	4	2	2	1	2	3	0	0	.308	2	0	0	0	0	
39 CASTILLO, Ryan	9.00	0-0	1	0	0	0/0	0	3.0	4	3	3	1	6	1	0	1	.333	0	0	0	1	0	
19 STILL, Justin	9.00	0-0	1	0	0	0/0	0	1.0	2	1	1	1	1	0	0	1	.500	0	0	0	0	0	
48 NEIL, Andrew	13.50	0-0	1	0	0	0/0	0	0.2	1	1	1	2	2	0	0	0	.333	0	1	1	0	0	
13 RUSSELL, Brett	21.60	0-0	2	0	0	0/0	0	3.1	7	8	8	2	2	2	1	1	.412	3	0	0	1	0	
6 MCBROOM, Brian	22.50	0-0	2	0	0	0/0	0	2.0	6	5	5	2	0	1	0	1	.545	0	2	1	1	0	
Totals	8.48	4-2	6	6	0	0/0	1	52.0	76	51	49	26	43	18	1	6	.341	8	7	2	4	3	
Opponents	9.88	2-4	6	6	0	0/0	0	51.0	78	59	56	30	33	19	2	6	.359	2	11	0	4	4	

Pickoffs - Team (1), PURSER, D. 1, Opp (3). SBA/ATT - HOLLAND, J. (2-2), LOPEZ, D. (1-1), CASTILLO, R. (1-1), PURSER, D. (0-1).



# 2024 SEASON / CAREER STATS COMPARISON

Player	SEASON													CAREER												
	Avg	G-GS	AB	R	H	2B	3B	HR	RBI	BB	Hbp	SO	Sb-Att	Avg	G-GS	AB	R	H	2B	3B	HR	RBI	BB	Hbp	SO	Sb-Att
4 WOOD, Tye	.426	18-16	47	23	20	4	0	2	12	18	9	10	9-11	.426	18-16	47	23	20	4	0	2	12	18	9	10	9-11
8 KINKADE, Konner	.356	17-11	45	10	16	2	0	0	15	7	3	11	0-0	.307	52-21	101	23	31	6	0	2	27	22	4	19	0-0
47 OTT, Ethan	.349	11-11	43	9	15	4	0	2	12	7	2	15	0-0	.349	11-11	43	9	15	4	0	2	12	7	2	15	0-0
18 HOLLAND, Jake	.346	14-13	52	12	18	9	0	5	15	2	1	12	0-0	.337	55-47	202	41	68	16	1	17	54	10	2	44	0-0
11 STEPHENS, Sean	.345	17-15	58	10	20	1	2	0	8	10	2	9	8-11	.313	91-50	233	52	73	10	3	4	30	27	5	50	18-24
15 WALKER, Khalil	.333	17-15	63	19	21	3	0	0	9	14	0	11	1-3	.333	17-15	63	19	21	3	0	0	9	14	0	11	1-3
30 SPENRATH, Reed	.316	20-19	76	17	24	7	3	3	16	17	1	20	1-1	.320	70-69	266	71	85	18	7	22	81	51	2	90	4-4
9 MCALISTER, Josh	.295	12-11	44	9	13	2	1	1	7	5	1	10	3-3	.295	12-11	44	9	13	2	1	1	7	5	1	10	3-3
12 ASBY, Will	.284	20-18	74	20	21	8	0	5	23	12	4	6	0-0	.284	20-18	74	20	21	8	0	5	23	12	4	6	0-0
3 DIXON, Devon	.265	19-19	68	14	18	4	0	1	12	12	1	16	0-0	.272	68-64	232	52	63	14	0	7	39	28	3	45	2-3
43 TRUJILLO, Gene	.500	4-0	4	2	2	0	0	1	3	0	0	2	0-0	.500	4-0	4	2	2	0	0	1	3	0	0	2	0-0
10 MUNGUIA, Austin	.500	3-0	2	0	1	0	0	0	0	0	0	0	0-0	.500	3-0	2	0	1	0	0	0	0	0	0	0	0-0
24 SMITH, Kyle	.368	12-9	38	13	14	4	0	2	15	7	3	9	1-2	.298	72-39	171	40	51	10	5	10	46	29	13	37	3-4
14 CARRIS, Akili	.333	7-6	24	6	8	2	0	0	8	2	0	8	0-0	.290	15-6	31	8	9	2	0	0	8	2	1	10	0-0
2 WEISSENBORN, Chase	.273	10-10	33	0	9	3	0	0	4	1	0	9	0-0	.273	134-127	443	80	121	26	4	1	57	45	9	104	7-10
26 MANSY, Luke	.207	12-7	29	8	6	1	0	0	3	11	0	5	0-0	.207	12-7	29	8	6	1	0	0	3	11	0	5	0-0
48 NEIL, Andrew	.000	2-0	0	2	0	0	0	0	0	0	0	0	0-0	.000	2-0	0	2	0	0	0	0	0	0	0	0	0-0
Totals	.323	20-20	700	174	226	54	6	22	162	125	27	153	23-31													
Opponents	.332	20-20	733	168	243	60	7	26	155	88	26	153	25-30													

(All games Sorted by Earned run avg)

Player	SEASON													CAREER												
	ERA	W-L	App	GS	CG	Sho	Sv	IP	H	R	ER	BB	SO	ERA	W-L	App	GS	CG	Sho	Sv	IP	H	R	ER	BB	SO
27 LOPEZ, David	6.93	2-1	5	5	0	0	0	24.2	34	22	19	9	18	6.93	2-1	5	5	0	0	0	24.2	34	22	19	9	18
40 BANNISTER, Wil	7.48	1-0	5	4	0	0	0	21.2	38	18	18	8	13	8.41	2-3	21	5	0	0	1	40.2	69	39	38	16	24
17 MOGEN, Cristian	0.00	1-0	1	0	0	0	0	2.0	2	0	0	0	0	0.00	1-0	1	0	0	0	0	2.0	2	0	0	0	0
19 STILL, Justin	1.12	1-0	6	0	0	0	1	8.0	6	3	1	8	8	7.43	2-5	36	5	0	0	1	59.1	76	57	49	42	61
22 BAKER-LIVINGSTON,B	3.00	0-0	2	2	0	0	0	6.0	6	2	2	1	8	8.89	2-5	24	8	0	0	0	52.2	87	53	52	22	36
33 PURSER, Daxton	4.74	0-0	6	3	0	0	0	19.0	15	11	10	15	15	4.74	0-0	6	3	0	0	0	19.0	15	11	10	15	15
35 STEINKAMP, Arthur	6.08	1-1	7	0	0	0	0	13.1	17	11	9	5	6	6.09	2-2	39	0	0	0	0	54.2	69	49	37	13	30
34 BARNHOUSE, Josh	7.88	1-0	8	0	0	0	1	16.0	21	16	14	9	18	7.88	1-0	8	0	0	0	1	16.0	21	16	14	9	18
6 MCBROOM, Brian	8.64	1-0	7	0	0	0	3	8.1	12	8	8	2	8	6.14	7-4	49	0	0	0	9	88.0	111	70	60	23	75
38 LEHMBECK, Blake	9.00	0-0	1	0	0	0	0	1.0	3	1	1	0	2	9.00	0-0	1	0	0	0	0	1.0	3	1	1	0	2
31 PENGELLY, Dayne	9.31	2-1	3	1	0	0	0	9.2	15	10	10	8	11	9.31	2-1	3	1	0	0	0	9.2	15	10	10	8	11
39 CASTILLO, Ryan	9.82	0-0	3	0	0	0	0	7.1	10	9	8	3	8	9.82	0-0	3	0	0	0	0	7.1	10	9	8	3	8
13 RUSSELL, Brett	11.48	1-0	4	1	0	0	0	13.1	17	19	17	5	13	9.81	2-7	24	15	0	0	0	78.0	140	100	85	38	66
23 JACKSON, Jaren	12.27	1-4	5	2	0	0	0	14.2	31	21	20	7	14	8.65	4-6	17	10	0	0	1	59.1	92	59	57	19	46
29 HARDY, Wyatt	17.55	0-1	4	1	0	0	1	6.2	15	13	13	3	9	17.55	0-1	4	1	0	0	1	6.2	15	13	13	3	9
48 NEIL, Andrew	27.00	0-0	2	1	0	0	0	1.1	1	4	4	5	2	27.00	0-0	2	1	0	0	0	1.1	1	4	4	5	2
Totals	8.01	12-8	20	20	0	0	6	173.0	243	168	154	88	153													
Opponents	8.44	8-12	20	20	0	0	3	167.1	226	174	157	125	153													

# 2024 SEASON / CAREER FIELDING COMPARISON

Player	SEASON										CAREER									
	CH	PO	A	E	Fld%	SBA	CSB	SBA%	PB	CI	Ch	PO	A	E	Fld%	SBA	CSB	SBA%	PB	CI
11 STEPHENS, Sean	32	32	0	0	1.000	0	0	---	0	0	140	135	2	3	.979	0	0	---	0	0
12 ASBY, Will	27	27	0	0	1.000	0	0	---	0	0	27	27	0	0	1.000	0	0	---	0	0
26 MANSY, Luke	18	7	11	0	1.000	0	0	---	0	0	18	7	11	0	1.000	0	0	---	0	0
14 CARRIS, Akili	16	7	9	0	1.000	0	0	---	0	0	23	9	13	1	.957	0	0	---	0	0
27 LOPEZ, David	8	1	7	0	1.000	6	0	1.000	0	0	8	1	7	0	1.000	6	0	1.000	0	0
47 OTT, Ethan	7	7	0	0	1.000	0	0	---	0	0	7	7	0	0	1.000	0	0	---	0	0
10 MUNGUIA, Austin	6	6	0	0	1.000	0	0	---	0	0	6	6	0	0	1.000	0	0	---	0	0
33 PURSER, Daxton	3	0	3	0	1.000	1	3	.250	0	0	3	0	3	0	1.000	1	3	.250	0	0
23 JACKSON, Jaren	2	0	2	0	1.000	1	1	.500	0	0	6	0	6	0	1.000	9	1	.900	0	0
43 TRUJILLO, Gene	1	1	0	0	1.000	0	0	---	0	0	1	1	0	0	1.000	0	0	---	0	0
31 PENGELLY, Dayne	1	0	1	0	1.000	2	0	1.000	0	0	1	0	1	0	1.000	2	0	1.000	0	0
39 CASTILLO, Ryan	1	0	1	0	1.000	1	0	1.000	0	0	1	0	1	0	1.000	1	0	1.000	0	0
48 NEIL, Andrew	1	1	0	0	1.000	1	0	1.000	0	0	1	1	0	0	1.000	1	0	1.000	0	0
19 STILL, Justin	1	1	0	0	1.000	1	0	1.000	0	0	13	3	9	1	.923	5	3	.625	0	0
29 HARDY, Wyatt	1	1	0	0	1.000	1	0	1.000	0	0	1	1	0	0	1.000	1	0	1.000	0	0
22 BAKER-LIVINGSTON,B	1	0	1	0	1.000	0	0	---	0	0	13	3	10	0	1.000	2	1	.667	0	0
18 HOLLAND, Jake	102	93	8	1	.990	12	3	.800	2	0	347	311	33	3	.991	37	9	.804	2	0
30 SPENRATH, Reed	165	151	12	2	.988	0	0	---	0	0	543	509	30	4	.993	0	0	---	0	0
24 SMITH, Kyle	56	53	2	1	.982	13	0	1.000	0	0	228	204	22	2	.991	21	10	.677	2	0
15 WALKER, Khalil	44	43	0	1	.977	0	0	---	0	0	44	43	0	1	.977	0	0	---	0	0
3 DIXON, Devon	81	25	54	2	.975	0	0	---	0	0	285	94	183	8	.972	0	0	---	0	0
2 WEISSENBORN, Chase	41	14	25	2	.951	0	0	---	0	0	572	173	373	26	.955	0	0	---	0	0
9 MCALISTER, Josh	17	3	13	1	.941	0	0	---	0	0	17	3	13	1	.941	0	0	---	0	0
8 KINKADE, Konner	50	20	26	4	.920	0	0	---	0	0	122	50	64	8	.934	0	0	---	0	0
4 WOOD, Tye	27	23	1	3	.889	0	0	---	0	0	27	23	1	3	.889	0	0	---	0	0
34 BARNHOUSE, Josh	4	1	2	1	.750	2	1	.667	0	0	4	1	2	1	.750	2	1	.667	0	0
13 RUSSELL, Brett	3	1	1	1	.667	4	0	1.000	0	0	18	5	10	3	.833	17	1	.944	0	0
35 STEINKAMP, Arthur	4	1	1	2	.500	3	0	1.000	0	0	19	5	12	2	.895	4	0	1.000	0	0
40 BANNISTER, Wil	2	0	1	1	.500	2	0	1.000	0	0	6	1	3	2	.667	2	0	1.000	0	0
6 MCBROOM, Brian	0	0	0	0	.000	0	0	---	0	0	1									

# 2024 NEW MEXICO GAMES SUMMARY

Score by innings	1	2	3	4	5	6	7	8	9	EX	Total
New Mexico	18	22	21	22	19	26	21	16	8	1	174
Opponents	29	23	11	27	19	17	16	15	9	2	168

Record when ...			
Overall	12-8	After 6 leading	10-3
Conference	4-2	..... trailing	2-5
Non-Conference	8-6	..... tied	0-0
Home games	8-4	After 7 leading	9-1
Away games	2-2	..... trailing	1-6
Neutral site	2-2	..... tied	0-1
Day games	10-6	After 8 leading	9-0
Night games	2-2	..... trailing	1-7
vs Left starter	1-1	..... tied	0-1
vs Right starter	11-7		
1-Run games	5-3	Hit 0 home runs	3-5
2-Run games	2-0	... 1 home run	2-3
5+Run games	2-4	... 2+ home runs	7-0
Extra innings	0-1		
Shutouts	0-0	Opponent 0 home runs	6-2
		..... 1 home run	5-1
Scoring 0-2 runs	0-2	..... 2+ HRs	1-5
..... 3-5 runs	1-2		
..... 6-9 runs	6-3	Made 0 errors	6-1
..... 10+ runs	5-1	.... 1 error	3-4
		.... 2+ errors	3-3
Opponent 0-2 runs	2-0		
..... 3-5 runs	3-1	Opp. made 0 errors	4-2
..... 6-9 runs	5-0	..... 1 error	4-3
..... 10+ runs	2-7	..... 2+ errors	4-3
Scored in 1st inning	5-1	Out-hit opponent	7-3
Opp. scored in 1st	5-6	Out-hit by opponent	5-5
Scores first	6-2	Hits are tied	0-0
Opp. scores first	6-6		

## Record when team scores:

Runs	0	1	2	3	4	5	6	7	8	9	10+
W-L	0-0	0-0	0-2	0-1	1-0	0-1	3-1	1-0	0-1	2-1	5-1

## Record when opponent scores:

Runs	0	1	2	3	4	5	6	7	8	9	10+
W-L	0-0	0-0	2-0	1-0	1-1	1-0	2-0	1-0	2-0	0-0	2-7

## Record when leading after:

Inn.	1	2	3	4	5	6	7	8
W-L	3-0	5-1	6-2	5-1	7-3	10-3	9-1	9-0

## Record when trailing after:

Inn.	1	2	3	4	5	6	7	8
W-L	3-6	5-7	4-5	4-6	4-5	2-5	1-6	1-7

## Record when tied after:

Inn.	1	2	3	4	5	6	7	8
W-L	6-2	2-0	2-1	3-1	1-0	0-0	0-1	0-1

Current winning streak: 1  
 Longest winning streak: 4  
 Longest losing streak: 2

Home attendance : 4869 ( 10 dates avg = 486 )  
 Away attendance : 9235 ( 8 dates avg = 1154 )  
 Total attendance: 14104 ( 18 dates avg = 783 )

# 2024 BATTING LEADERS

Hitting minimums - 1 Games 1 AB 2.0 AB/Game 1 TPA 2.0 TPA/Game  
Pitching minimums - 1 Games 1.0 IP/Game

Batting avg		Slugging pct		On base pct	
1. 4 WOOD, Tye	.426	1. 18 HOLLAND, Jake	.808	1. 4 WOOD, Tye	.635
2. 8 KINKADE, Konner	.356	2. 4 WOOD, Tye	.638	2. 11 STEPHENS, Sean	.457
3. 47 OTT, Ethan	.349	3. 30 SPENRATH, Reed	.605	3. 8 KINKADE, Konner	.456
4. 18 HOLLAND, Jake	.346	4. 12 ASBY, Will	.595	4. 47 OTT, Ethan	.453
5. 11 STEPHENS, Sean	.345	5. 47 OTT, Ethan	.581	5. 15 WALKER, Khalil	.449
Runs scored		Hits		Runs batted in	
1. 4 WOOD, Tye	23	1. 30 SPENRATH, Reed	24	1. 12 ASBY, Will	23
2. 12 ASBY, Will	20	2. 12 ASBY, Will	21	2. 30 SPENRATH, Reed	16
3. 15 WALKER, Khalil	19	15 WALKER, Khalil	21	3. 8 KINKADE, Konner	15
4. 30 SPENRATH, Reed	17	4. 11 STEPHENS, Sean	20	18 HOLLAND, Jake	15
5. 3 DIXON, Devon	14	4 WOOD, Tye	20	24 SMITH, Kyle	15
Doubles		Triples		Home runs	
1. 18 HOLLAND, Jake	9	1. 30 SPENRATH, Reed	3	1. 18 HOLLAND, Jake	5
2. 12 ASBY, Will	8	2. 11 STEPHENS, Sean	2	12 ASBY, Will	5
3. 30 SPENRATH, Reed	7	3. 9 MCALISTER, Josh	1	3. 30 SPENRATH, Reed	3
4. 4 tied at....	4			4. 3 tied at...	2
Total bases		Walks		Hit by pitch	
1. 30 SPENRATH, Reed	46	1. 4 WOOD, Tye	18	1. 4 WOOD, Tye	9
2. 12 ASBY, Will	44	2. 30 SPENRATH, Reed	17	2. 12 ASBY, Will	4
3. 18 HOLLAND, Jake	42	3. 15 WALKER, Khalil	14	3. 24 SMITH, Kyle	3
4. 4 WOOD, Tye	30	4. 12 ASBY, Will	12	8 KINKADE, Konner	3
5. 3 tied at.....	25	3 DIXON, Devon	12	5. 2 tied at....	2
Sac bunts		Sac flies		Stolen bases	
1. 15 WALKER, Khalil	2	1. 18 HOLLAND, Jake	3	1. 4 WOOD, Tye	9
14 CARRIS, Akili	2	2. 8 KINKADE, Konner	2	2. 11 STEPHENS, Sean	8
3. 9 MCALISTER, Josh	1	3. 5 tied at....	1	3. 9 MCALISTER, Josh	3
26 MANSY, Luke	1			4. 3 tied at.....	1
3 DIXON, Devon	1				
Caught stealing		Steal attempts		Stolen base pct	
1. 11 STEPHENS, Sean	3	1. 4 WOOD, Tye	11	1. 30 SPENRATH, Reed	1.000
2. 15 WALKER, Khalil	2	11 STEPHENS, Sean	11	9 MCALISTER, Josh	1.000
4 WOOD, Tye	2	3. 15 WALKER, Khalil	3	3. 4 WOOD, Tye	.818
4. 24 SMITH, Kyle	1	9 MCALISTER, Josh	3	4. 11 STEPHENS, Sean	.727
		5. 24 SMITH, Kyle	2	5. 15 WALKER, Khalil	.333
Strikeouts		Grounded into DP		Total plate appearances	
1. 30 SPENRATH, Reed	20	1. 18 HOLLAND, Jake	3	1. 30 SPENRATH, Reed	94
2. 3 DIXON, Devon	16	2. 3 DIXON, Devon	2	2. 12 ASBY, Will	91
3. 47 OTT, Ethan	15	24 SMITH, Kyle	2	3. 3 DIXON, Devon	82
4. 18 HOLLAND, Jake	12	4. 4 tied at.....	1	4. 15 WALKER, Khalil	80
5. 2 tied at.....	11			5. 4 WOOD, Tye	74
At bats		Games played		Game starts	
1. 30 SPENRATH, Reed	76	1. 12 ASBY, Will	20	1. 30 SPENRATH, Reed	19
2. 12 ASBY, Will	74	30 SPENRATH, Reed	20	3 DIXON, Devon	19
3. 3 DIXON, Devon	68	3. 3 DIXON, Devon	19	3. 12 ASBY, Will	18
4. 15 WALKER, Khalil	63	4. 4 WOOD, Tye	18	4. 4 WOOD, Tye	16
5. 11 STEPHENS, Sean	58	5. 3 tied at.....	17	5. 2 tied at.....	15
Games as sub					
1. 8 KINKADE, Konner	6				
2. 26 MANSY, Luke	5				
3. 43 TRUJILLO, Gene	4				
4. 10 MUNGUIA, Austin	3				
24 SMITH, Kyle	3				

# 2024 PITCHING LEADERS

Hitting minimums - 1 Games 1 AB 2.0 AB/Game 1 TPA 2.0 TPA/Game  
Pitching minimums - 1 Games 1.0 IP/Game

<b>Earned run avg</b>		<b>Opposing bat avg</b>		<b>Won-loss pct</b>	
1. 27 LOPEZ, David	6.93	1. 27 LOPEZ, David	.327	1. 40 BANNISTER, Wil	1.000
2. 40 BANNISTER, Wil	7.48	2. 40 BANNISTER, Wil	.380	2. 27 LOPEZ, David	.667
<b>Wins</b>		<b>Losses</b>		<b>Saves</b>	
1. 31 PENGELLY, Dayne	2	1. 23 JACKSON, Jaren	4	1. 6 MCBROOM, Brian	3
27 LOPEZ, David	2	2. 27 LOPEZ, David	1	2. 19 STILL, Justin	1
3. 8 tied at.....	1	29 HARDY, Wyatt	1	34 BARNHOUSE, Josh	1
		35 STEINKAMP, Arthur	1	29 HARDY, Wyatt	1
		31 PENGELLY, Dayne	1		
<b>Innings pitched</b>		<b>Batters struck out</b>		<b>Appearances</b>	
1. 27 LOPEZ, David	24.2	1. 27 LOPEZ, David	18	1. 34 BARNHOUSE, Josh	8
2. 40 BANNISTER, Wil	21.2	34 BARNHOUSE, Josh	18	2. 35 STEINKAMP, Arthur	7
		3. 33 PURSER, Daxton	15	6 MCBROOM, Brian	7
		4. 23 JACKSON, Jaren	14	4. 33 PURSER, Daxton	6
		5. 2 tied at.....	13	19 STILL, Justin	6
<b>Games started</b>		<b>Games finished</b>		<b>Games in relief</b>	
1. 27 LOPEZ, David	5	1. 6 MCBROOM, Brian	6	1. 34 BARNHOUSE, Josh	8
2. 40 BANNISTER, Wil	4	2. 34 BARNHOUSE, Josh	3	2. 6 MCBROOM, Brian	7
3. 33 PURSER, Daxton	3	3. 5 tied at.....	2	35 STEINKAMP, Arthur	7
4. 23 JACKSON, Jaren	2			4. 19 STILL, Justin	6
22 BAKER-LIVINGSTON, Ben	2			5. 5 tied at.....	3
<b>Wild pitches</b>		<b>Balks</b>		<b>Hit batters</b>	
1. 31 PENGELLY, Dayne	4	1. 48 NEIL, Andrew	1	1. 31 PENGELLY, Dayne	4
13 RUSSELL, Brett	4	31 PENGELLY, Dayne	1	2. 23 JACKSON, Jaren	3
3. 40 BANNISTER, Wil	3	6 MCBROOM, Brian	1	40 BANNISTER, Wil	3
4. 3 tied at.....	2			4. 7 tied at.....	2
<b>Intentional BB allowed</b>		<b>Runners picked off</b>		<b>Batters SO out looking</b>	
		1. 13 RUSSELL, Brett	1	1. 23 JACKSON, Jaren	8
		34 BARNHOUSE, Josh	1	2. 33 PURSER, Daxton	7
		33 PURSER, Daxton	1	3. 34 BARNHOUSE, Josh	6
				13 RUSSELL, Brett	6
				5. 2 tied at.....	4
<b>Sac bunts allowed</b>		<b>Sac flies allowed</b>		<b>Hits allowed</b>	
1. 27 LOPEZ, David	3	1. 23 JACKSON, Jaren	2	1. 27 LOPEZ, David	34
2. 40 BANNISTER, Wil	1	34 BARNHOUSE, Josh	2	2. 40 BANNISTER, Wil	38
23 JACKSON, Jaren	1	3. 7 tied at.....	1		
33 PURSER, Daxton	1				
<b>Runs allowed</b>		<b>Earned runs allowed</b>		<b>Walks allowed</b>	
1. 40 BANNISTER, Wil	18	1. 40 BANNISTER, Wil	18	1. 40 BANNISTER, Wil	8
2. 27 LOPEZ, David	22	2. 27 LOPEZ, David	19	2. 27 LOPEZ, David	9
<b>Doubles allowed</b>		<b>Triples allowed</b>		<b>Home runs allowed</b>	
1. 40 BANNISTER, Wil	7	1. 27 LOPEZ, David	0	1. 40 BANNISTER, Wil	2
2. 27 LOPEZ, David	8	2. 40 BANNISTER, Wil	2	27 LOPEZ, David	2



## 2024 FIELDING LEADERS

<table border="0" style="width: 100%;"> <tr><td colspan="2">Fielding pct</td></tr> <tr><td>1. 11 STEPHENS, Sean</td><td style="text-align: right;">1.000</td></tr> <tr><td>12 ASBY, Will</td><td style="text-align: right;">1.000</td></tr> <tr><td>26 MANSY, Luke</td><td style="text-align: right;">1.000</td></tr> <tr><td>14 CARRIS, Akili</td><td style="text-align: right;">1.000</td></tr> <tr><td>47 OTT, Ethan</td><td style="text-align: right;">1.000</td></tr> </table>	Fielding pct		1. 11 STEPHENS, Sean	1.000	12 ASBY, Will	1.000	26 MANSY, Luke	1.000	14 CARRIS, Akili	1.000	47 OTT, Ethan	1.000	<table border="0" style="width: 100%;"> <tr><td colspan="2">Chances</td></tr> <tr><td>1. 30 SPENRATH, Reed</td><td style="text-align: right;">165</td></tr> <tr><td>2. 18 HOLLAND, Jake</td><td style="text-align: right;">102</td></tr> <tr><td>3. 3 DIXON, Devon</td><td style="text-align: right;">81</td></tr> <tr><td>4. 24 SMITH, Kyle</td><td style="text-align: right;">56</td></tr> <tr><td>5. 8 KINKADE, Konner</td><td style="text-align: right;">50</td></tr> </table>	Chances		1. 30 SPENRATH, Reed	165	2. 18 HOLLAND, Jake	102	3. 3 DIXON, Devon	81	4. 24 SMITH, Kyle	56	5. 8 KINKADE, Konner	50	<table border="0" style="width: 100%;"> <tr><td colspan="2">Putouts</td></tr> <tr><td>1. 30 SPENRATH, Reed</td><td style="text-align: right;">151</td></tr> <tr><td>2. 18 HOLLAND, Jake</td><td style="text-align: right;">93</td></tr> <tr><td>3. 24 SMITH, Kyle</td><td style="text-align: right;">53</td></tr> <tr><td>4. 15 WALKER, Khalil</td><td style="text-align: right;">43</td></tr> <tr><td>5. 11 STEPHENS, Sean</td><td style="text-align: right;">32</td></tr> </table>	Putouts		1. 30 SPENRATH, Reed	151	2. 18 HOLLAND, Jake	93	3. 24 SMITH, Kyle	53	4. 15 WALKER, Khalil	43	5. 11 STEPHENS, Sean	32
Fielding pct																																						
1. 11 STEPHENS, Sean	1.000																																					
12 ASBY, Will	1.000																																					
26 MANSY, Luke	1.000																																					
14 CARRIS, Akili	1.000																																					
47 OTT, Ethan	1.000																																					
Chances																																						
1. 30 SPENRATH, Reed	165																																					
2. 18 HOLLAND, Jake	102																																					
3. 3 DIXON, Devon	81																																					
4. 24 SMITH, Kyle	56																																					
5. 8 KINKADE, Konner	50																																					
Putouts																																						
1. 30 SPENRATH, Reed	151																																					
2. 18 HOLLAND, Jake	93																																					
3. 24 SMITH, Kyle	53																																					
4. 15 WALKER, Khalil	43																																					
5. 11 STEPHENS, Sean	32																																					
<table border="0" style="width: 100%;"> <tr><td colspan="2">Assists</td></tr> <tr><td>1. 3 DIXON, Devon</td><td style="text-align: right;">54</td></tr> <tr><td>2. 8 KINKADE, Konner</td><td style="text-align: right;">26</td></tr> <tr><td>3. 2 WEISSENBORN, Chase</td><td style="text-align: right;">25</td></tr> <tr><td>4. 9 MCALISTER, Josh</td><td style="text-align: right;">13</td></tr> <tr><td>5. 30 SPENRATH, Reed</td><td style="text-align: right;">12</td></tr> </table>	Assists		1. 3 DIXON, Devon	54	2. 8 KINKADE, Konner	26	3. 2 WEISSENBORN, Chase	25	4. 9 MCALISTER, Josh	13	5. 30 SPENRATH, Reed	12	<table border="0" style="width: 100%;"> <tr><td colspan="2">Errors</td></tr> <tr><td>1. 8 KINKADE, Konner</td><td style="text-align: right;">4</td></tr> <tr><td>2. 4 WOOD, Tye</td><td style="text-align: right;">3</td></tr> <tr><td>3. 4 tied at.....</td><td style="text-align: right;">2</td></tr> </table>	Errors		1. 8 KINKADE, Konner	4	2. 4 WOOD, Tye	3	3. 4 tied at.....	2	<table border="0" style="width: 100%;"> <tr><td colspan="2">Fielding double plays</td></tr> <tr><td>1. 30 SPENRATH, Reed</td><td style="text-align: right;">20</td></tr> <tr><td>2. 3 DIXON, Devon</td><td style="text-align: right;">15</td></tr> <tr><td>3. 2 WEISSENBORN, Chase</td><td style="text-align: right;">9</td></tr> <tr><td>4. 8 KINKADE, Konner</td><td style="text-align: right;">8</td></tr> <tr><td>5. 2 tied at.....</td><td style="text-align: right;">2</td></tr> </table>	Fielding double plays		1. 30 SPENRATH, Reed	20	2. 3 DIXON, Devon	15	3. 2 WEISSENBORN, Chase	9	4. 8 KINKADE, Konner	8	5. 2 tied at.....	2				
Assists																																						
1. 3 DIXON, Devon	54																																					
2. 8 KINKADE, Konner	26																																					
3. 2 WEISSENBORN, Chase	25																																					
4. 9 MCALISTER, Josh	13																																					
5. 30 SPENRATH, Reed	12																																					
Errors																																						
1. 8 KINKADE, Konner	4																																					
2. 4 WOOD, Tye	3																																					
3. 4 tied at.....	2																																					
Fielding double plays																																						
1. 30 SPENRATH, Reed	20																																					
2. 3 DIXON, Devon	15																																					
3. 2 WEISSENBORN, Chase	9																																					
4. 8 KINKADE, Konner	8																																					
5. 2 tied at.....	2																																					
<table border="0" style="width: 100%;"> <tr><td colspan="2">Stolen bases against</td></tr> <tr><td>1. 24 SMITH, Kyle</td><td style="text-align: right;">13</td></tr> <tr><td>2. 18 HOLLAND, Jake</td><td style="text-align: right;">12</td></tr> <tr><td>3. 27 LOPEZ, David</td><td style="text-align: right;">6</td></tr> <tr><td>4. 13 RUSSELL, Brett</td><td style="text-align: right;">4</td></tr> <tr><td>5. 35 STEINKAMP, Arthur</td><td style="text-align: right;">3</td></tr> </table>	Stolen bases against		1. 24 SMITH, Kyle	13	2. 18 HOLLAND, Jake	12	3. 27 LOPEZ, David	6	4. 13 RUSSELL, Brett	4	5. 35 STEINKAMP, Arthur	3	<table border="0" style="width: 100%;"> <tr><td colspan="2">Caught stealing by</td></tr> <tr><td>1. 33 PURSER, Daxton</td><td style="text-align: right;">3</td></tr> <tr><td>18 HOLLAND, Jake</td><td style="text-align: right;">3</td></tr> <tr><td>3. 34 BARNHOUSE, Josh</td><td style="text-align: right;">1</td></tr> <tr><td>23 JACKSON, Jaren</td><td style="text-align: right;">1</td></tr> </table>	Caught stealing by		1. 33 PURSER, Daxton	3	18 HOLLAND, Jake	3	3. 34 BARNHOUSE, Josh	1	23 JACKSON, Jaren	1	<table border="0" style="width: 100%;"> <tr><td colspan="2">Steal attempts against</td></tr> <tr><td>1. 18 HOLLAND, Jake</td><td style="text-align: right;">15</td></tr> <tr><td>2. 24 SMITH, Kyle</td><td style="text-align: right;">13</td></tr> <tr><td>3. 27 LOPEZ, David</td><td style="text-align: right;">6</td></tr> <tr><td>4. 13 RUSSELL, Brett</td><td style="text-align: right;">4</td></tr> <tr><td>33 PURSER, Daxton</td><td style="text-align: right;">4</td></tr> </table>	Steal attempts against		1. 18 HOLLAND, Jake	15	2. 24 SMITH, Kyle	13	3. 27 LOPEZ, David	6	4. 13 RUSSELL, Brett	4	33 PURSER, Daxton	4		
Stolen bases against																																						
1. 24 SMITH, Kyle	13																																					
2. 18 HOLLAND, Jake	12																																					
3. 27 LOPEZ, David	6																																					
4. 13 RUSSELL, Brett	4																																					
5. 35 STEINKAMP, Arthur	3																																					
Caught stealing by																																						
1. 33 PURSER, Daxton	3																																					
18 HOLLAND, Jake	3																																					
3. 34 BARNHOUSE, Josh	1																																					
23 JACKSON, Jaren	1																																					
Steal attempts against																																						
1. 18 HOLLAND, Jake	15																																					
2. 24 SMITH, Kyle	13																																					
3. 27 LOPEZ, David	6																																					
4. 13 RUSSELL, Brett	4																																					
33 PURSER, Daxton	4																																					
<table border="0" style="width: 100%;"> <tr><td colspan="2">Passed balls</td></tr> <tr><td>1. 18 HOLLAND, Jake</td><td style="text-align: right;">2</td></tr> </table>	Passed balls		1. 18 HOLLAND, Jake	2	<table border="0" style="width: 100%;"> <tr><td colspan="2">Catchers interference</td></tr> </table>		Catchers interference																															
Passed balls																																						
1. 18 HOLLAND, Jake	2																																					
Catchers interference																																						

## 2024 BATTING STREAKS

Multiple Hit Games	2	3	4	5+	Total	Multiple RBI Games	2	3	4	5+	Total
30 SPENRATH, Reed	8	1	-	-	9	12 ASBY, Will	2	1	1	1	5
11 STEPHENS, Sean	5	2	-	-	7	11 STEPHENS, Sean	4	-	-	-	4
8 KINKADE, Konner	6	-	-	-	6	30 SPENRATH, Reed	1	2	-	1	4
15 WALKER, Khalil	5	-	-	1	6	8 KINKADE, Konner	2	1	1	-	4
18 HOLLAND, Jake	3	1	1	-	5	18 HOLLAND, Jake	2	-	-	1	3
47 OTT, Ethan	4	1	-	-	5	47 OTT, Ethan	2	1	-	-	3
12 ASBY, Will	1	1	2	-	4	4 WOOD, Tye	2	-	1	-	3
9 MCALISTER, Josh	3	1	-	-	4	15 WALKER, Khalil	1	1	-	-	2
4 WOOD, Tye	3	1	-	-	4	24 SMITH, Kyle	-	-	-	2	2
24 SMITH, Kyle	1	-	1	1	3	3 DIXON, Devon	1	-	1	-	2
3 DIXON, Devon	1	2	-	-	3	14 CARRIS, Akili	1	1	-	-	2
14 CARRIS, Akili	1	1	-	-	2	43 TRUJILLO, Gene	1	-	-	-	1
2 WEISSENBORN, Chase	1	1	-	-	2	2 WEISSENBORN, Chase	-	1	-	-	1
26 MANSY, Luke	-	1	-	-	1	26 MANSY, Luke	1	-	-	-	1
TEAM	42	13	4	2	61	9 MCALISTER, Josh	-	-	1	-	1
						TEAM	20	8	5	5	38

Hitting Streaks	Longest	Current	Reached Base Streaks	Longest	Current
15 WALKER, Khalil	11	-	30 SPENRATH, Reed	17	2
30 SPENRATH, Reed	10	2	11 STEPHENS, Sean	12	-
47 OTT, Ethan	9	-	9 MCALISTER, Josh	11	11
11 STEPHENS, Sean	7	-	15 WALKER, Khalil	11	-
4 WOOD, Tye	6	3	47 OTT, Ethan	10	-
8 KINKADE, Konner	6	1	4 WOOD, Tye	10	10
3 DIXON, Devon	6	1	3 DIXON, Devon	8	8
14 CARRIS, Akili	4	1	8 KINKADE, Konner	7	1
9 MCALISTER, Josh	4	2	12 ASBY, Will	6	3
12 ASBY, Will	4	-	24 SMITH, Kyle	5	4
24 SMITH, Kyle	3	-	18 HOLLAND, Jake	5	3
18 HOLLAND, Jake	3	3	26 MANSY, Luke	5	3
2 WEISSENBORN, Chase	3	-	14 CARRIS, Akili	4	1
26 MANSY, Luke	3	-	2 WEISSENBORN, Chase	4	4
43 TRUJILLO, Gene	2	2	43 TRUJILLO, Gene	2	2
10 MUNGUIA, Austin	1	-	10 MUNGUIA, Austin	1	-

# 2024 TEAM SINGLE-GAME HIGHS

## TEAM GAME HIGHS

### Batting

At bats:	50	-	vs UNLV (Mar 09, 2024)
Runs scored:	31	-	vs UNLV (Mar 09, 2024)
Hits:	29	-	vs UNLV (Mar 09, 2024)
RBIs:	28	-	vs UNLV (Mar 09, 2024)
Doubles:	6	-	vs Hofstra (Mar 01, 2024)
	6	-	vs UNLV (Mar 09, 2024)
Triples:	2	-	at Nevada (Mar 16, 2024)
Home runs:	4	-	vs Hofstra (Mar 02, 2024)
Total bases:	39	-	vs UNLV (Mar 09, 2024)
Walks:	17	-	vs Hofstra (Mar 02, 2024)
Strikeouts:	14	-	at Arizona State (Mar 12, 2024)
Sac hits:	2	-	at Nevada (Mar 16, 2024)
Sac flies:	3	-	vs UNLV (Mar 09, 2024)
Stolen bases:	4	-	vs Texas Tech (Mar 05, 2024)
Hit by pitch:	4	-	vs South Dakota State (Feb 24, 2024)
	4	-	vs Hofstra (Mar 02, 2024)
	4	-	vs UNLV (Mar 09, 2024)
Caught stealing:	1	-	(8 times )
Runners LOB:	16	-	vs South Dakota State (Feb 23, 2024)
	16	-	vs UNLV (Mar 09, 2024)
Hit into DP:	3	-	vs South Dakota State (Feb 24, 2024)

### Fielding

Putouts:	30	-	vs Hofstra (Mar 02, 2024)
Assists:	14	-	vs UNLV (Mar 09, 2024)
Errors:	3	-	vs South Dakota State (Feb 23, 2024)
	3	-	vs Hofstra (Mar 02, 2024)
	3	-	at Arizona State (Mar 12, 2024)
Passed balls:	1	-	vs Minnesota (Feb 18, 2024 at Surprise, Ariz.)
	1	-	vs South Dakota State (Feb 24, 2024)
DPs turned:	4	-	vs South Dakota State (Feb 24, 2024)

### Pitching

Innings pitched:	10.0	-	vs Hofstra (Mar 02, 2024)
Runs allowed:	16	-	vs Hofstra (Mar 02, 2024)
Earned runs:	15	-	vs Oregon State (Feb 16, 2024 at Surprise, Ariz.)
	15	-	vs Hofstra (Mar 02, 2024)
Walks allowed:	9	-	vs Hofstra (Mar 02, 2024)
Strikeouts:	14	-	vs South Dakota State (Feb 22, 2024)
Hits allowed:	22	-	vs Hofstra (Mar 02, 2024)
Doubles allowed:	6	-	vs South Dakota State (Feb 23, 2024)
	6	-	vs Hofstra (Mar 02, 2024)
Triples allowed:	2	-	vs South Dakota State (Feb 24, 2024)
Homers allowed:	7	-	vs Oregon State (Feb 16, 2024 at Surprise, Ariz.)
Wild pitches:	4	-	vs UNLV (Mar 09, 2024)
Hit batters:	4	-	vs Minnesota (Feb 18, 2024 at Surprise, Ariz.)
	4	-	vs Texas Tech (Mar 05, 2024)

# 2024 INDIVIDUAL SINGLE-GAME HIGHS

## INDIVIDUAL GAME HIGHS

### Batting

At bats:	7	-	MCALISTER, Josh vs Hofstra (Mar 02, 2024)
	7	-	SMITH, Kyle vs UNLV (Mar 09, 2024)
Runs scored:	5	-	WALKER, Khalil vs UNLV (Mar 09, 2024)
Hits:	5	-	SMITH, Kyle vs UNLV (Mar 09, 2024)
	5	-	WALKER, Khalil vs UNLV (Mar 09, 2024)
RBI's:	9	-	ASBY, Will vs UNLV (Mar 09, 2024)
Doubles:	3	-	SPENRATH, Reed vs Hofstra (Mar 01, 2024)
	3	-	ASBY, Will vs UNLV (Mar 09, 2024)
	3	-	HOLLAND, Jake at Nevada (Mar 17, 2024)
Triples:	2	-	SPENRATH, Reed at Nevada (Mar 16, 2024)
Home runs:	2	-	ASBY, Will vs CSU Bakersfield (Feb 17, 2024 at Surprise, Ariz.)
	2	-	HOLLAND, Jake vs Hofstra (Mar 02, 2024)
Total bases:	10	-	ASBY, Will vs UNLV (Mar 09, 2024)
	10	-	HOLLAND, Jake at Nevada (Mar 17, 2024)
Walks:	4	-	SPENRATH, Reed vs Hofstra (Mar 02, 2024)
Strikeouts:	3	-	(7 times )
Sac hits:	2	-	WALKER, Khalil at Nevada (Mar 16, 2024)
Sac flies:	1	-	(10 times )
Stolen bases:	3	-	STEPHENS, Sean vs Hofstra (Mar 01, 2024)
Hit by pitch:	2	-	KINKADE, Konner vs UNLV (Mar 09, 2024)
Caught stealing:	1	-	(8 times )
Runners LOB:	7	-	SMITH, Kyle vs CSU Bakersfield (Feb 19, 2024 at Surprise, Ariz.)

### Fielding

Putouts:	14	-	HOLLAND, Jake vs South Dakota State (Feb 22, 2024)
Assists:	7	-	DIXON, Devon at Arizona State (Mar 12, 2024)
Errors:	1	-	(22 times )
Passed balls:	1	-	HOLLAND, Jake vs Minnesota (Feb 18, 2024 at Surprise, Ariz.)
	1	-	HOLLAND, Jake vs South Dakota State (Feb 24, 2024)

### Pitching

Innings pitched:	7.0	-	LOPEZ, David vs UNLV (Mar 09, 2024)
Runs allowed:	8	-	JACKSON, Jaren vs Oregon State (Feb 16, 2024 at Surprise, Ariz.)
	8	-	RUSSELL, Brett vs UNLV (Mar 09, 2024)
	8	-	LOPEZ, David at Nevada (Mar 15, 2024)
Earned runs:	8	-	JACKSON, Jaren vs Oregon State (Feb 16, 2024 at Surprise, Ariz.)
	8	-	RUSSELL, Brett vs UNLV (Mar 09, 2024)
Walks allowed:	4	-	JACKSON, Jaren vs Hofstra (Mar 02, 2024)
	4	-	PURSER, Daxton at Nevada (Mar 16, 2024)
Strikeouts:	8	-	RUSSELL, Brett vs South Dakota State (Feb 22, 2024)
Hits allowed:	11	-	LOPEZ, David vs South Dakota State (Feb 23, 2024)
Doubles allowed:	4	-	LOPEZ, David vs South Dakota State (Feb 23, 2024)
Triples allowed:	2	-	BANNISTER, Wil vs South Dakota State (Feb 24, 2024)
Homers allowed:	4	-	JACKSON, Jaren vs Oregon State (Feb 16, 2024 at Surprise, Ariz.)
	4	-	JACKSON, Jaren vs South Dakota State (Feb 22, 2024)
Wild pitches:	3	-	PENGELLY, Dayne vs Hofstra (Mar 03, 2024)
	3	-	RUSSELL, Brett vs UNLV (Mar 09, 2024)
Hit batters:	3	-	PENGELLY, Dayne vs Minnesota (Feb 18, 2024 at Surprise, Ariz.)

## 2024 GAME BY GAME BATTING

Date	Opponent	ab	r	h	rbi	2b	3b	hr	tb	bb	ibb	sb	cs	hbp	sac	sf	gdp	k	po	a	e	lob	avg
Feb 16	vs Oregon State	38	6	10	5	2	0	1	15	6	0	0	1	1	0	0	0	10	24	10	1	12	.263
Feb 17	vs CSU Bakersfield	29	4	5	4	0	0	3	14	2	0	0	0	1	0	0	0	11	27	9	0	4	.224
Feb 18	vs Minnesota	32	2	4	1	2	0	0	6	6	0	0	0	1	0	0	0	13	24	9	0	10	.192
Feb 19	vs CSU Bakersfield	29	6	9	6	1	0	0	10	11	0	2	1	0	1	0	2	8	27	9	0	11	.219
Feb 22	SOUTH DAKOTA STAT	35	5	8	5	2	1	0	12	5	0	1	0	0	0	1	0	11	27	6	1	9	.221
Feb 23	SOUTH DAKOTA STAT	41	12	16	11	4	1	0	22	10	1	1	0	0	0	1	0	2	27	10	3	16	.255
Feb 24	SOUTH DAKOTA STAT	35	9	12	6	2	1	0	16	6	0	1	0	1	1	1	1	5	27	10	1	10	.268
Feb 24	SOUTH DAKOTA STAT	29	13	15	13	4	0	2	25	7	0	2	1	4	0	0	3	3	21	2	0	9	.295
Mar 01	HOFSTRA	40	9	14	9	6	0	1	23	6	0	3	0	1	0	1	0	9	27	10	2	12	.302
Mar 02	HOFSTRA	37	15	10	13	3	1	1	18	17	1	1	1	4	1	1	0	9	30	7	2	15	.299
Mar 02	HOFSTRA	31	11	14	11	2	0	4	28	3	0	0	1	0	0	0	0	10	21	10	3	5	.311
Mar 03	HOFSTRA	33	9	12	9	2	0	2	20	6	0	1	1	1	0	1	1	7	27	11	1	8	.315
Mar 05	TEXAS TECH	40	8	12	8	4	0	0	16	6	0	4	0	1	0	0	0	8	27	10	2	12	.314
*Mar 09	UNLV	38	7	14	7	6	0	1	23	3	0	1	0	2	0	0	0	7	27	14	0	12	.318
*Mar 09	UNLV	50	31	29	28	4	0	2	39	13	0	1	0	4	1	3	0	4	27	10	1	16	.343
*Mar 10	UNLV	29	6	8	6	2	0	1	13	3	0	0	0	0	0	1	1	3	27	11	0	3	.339
Mar 12	at Arizona State	34	6	7	6	1	0	2	14	4	0	3	1	1	0	0	1	14	27	12	3	6	.332
*Mar 15	at Nevada	34	2	9	1	1	0	0	10	3	0	2	0	2	0	0	0	7	24	8	1	10	.328
*Mar 16	at Nevada	34	3	10	3	1	2	0	15	3	0	0	0	1	2	0	1	6	24	7	1	10	.326
*Mar 17	at Nevada	32	10	8	10	5	0	2	19	5	0	0	1	2	1	0	1	6	27	6	0	3	.323
Totals		700	174	226	162	54	6	22	358	125	2	23	8	27	7	10	11	153	519	181	22	193	.323

## 2024 GAME BY GAME PITCHING

Date	Opponent	ip	h	r	er	bb	so	2b	3b	hr	wp	bk	hbp	dp	ibb	score	w-l	sv	era
Feb 16	vs Oregon State	8.0	17	15	15	7	9	4	0	7	1	0	0	2	0	6-15	0-1	0	16.88
Feb 17	vs CSU Bakersfield	9.0	7	3	3	2	4	1	0	0	2	0	0	1	0	4-3	1-1	1	9.53
Feb 18	vs Minnesota	8.0	10	11	10	8	8	3	1	0	3	0	4	2	0	2-11	1-2	1	10.08
Feb 19	vs CSU Bakersfield	9.0	8	2	2	1	9	1	0	1	2	0	1	1	0	6-2	2-2	2	7.94
Feb 22	SOUTH DAKOTA STAT	9.0	11	11	9	0	14	3	0	4	1	0	3	1	0	5-11	2-3	2	8.16
Feb 23	SOUTH DAKOTA STAT	9.0	19	11	9	2	9	6	1	2	0	0	0	1	0	12-11	3-3	2	8.31
Feb 24	SOUTH DAKOTA STAT	9.0	14	8	6	3	9	5	0	1	0	0	2	4	0	9-8	4-3	2	7.97
Feb 24	SOUTH DAKOTA STAT	7.0	9	2	2	2	8	1	2	1	0	0	0	0	0	13-2	5-3	2	7.41
Mar 01	HOFSTRA	9.0	13	10	8	5	8	3	0	0	0	0	2	0	0	9-10	5-4	2	7.48
Mar 02	HOFSTRA	10.0	22	16	15	9	7	6	0	2	0	0	1	1	0	15-16	5-5	2	8.17
Mar 02	HOFSTRA	7.0	10	7	7	6	7	3	0	1	0	0	0	1	0	11-7	6-5	3	8.23
Mar 03	HOFSTRA	9.0	11	6	6	5	6	2	1	0	3	1	1	0	0	9-6	7-5	4	8.04
Mar 05	TEXAS TECH	9.0	11	11	10	4	4	4	1	1	0	0	4	1	0	8-11	7-6	4	8.20
*Mar 09	UNLV	9.0	11	6	6	3	4	2	0	0	0	1	1	0	0	7-6	8-6	4	8.03
*Mar 09	UNLV	9.0	13	15	14	7	9	4	1	1	4	0	1	2	0	31-15	9-6	4	8.45
*Mar 10	UNLV	9.0	15	5	5	2	3	2	0	0	1	0	1	0	0	6-5	10-6	4	8.22
Mar 12	at Arizona State	9.0	5	4	3	8	8	0	0	0	3	0	1	2	0	6-4	11-6	5	7.91
*Mar 15	at Nevada	8.0	15	13	12	6	11	3	0	3	0	1	1	1	0	2-13	11-7	5	8.19
*Mar 16	at Nevada	8.0	9	4	4	5	7	2	0	2	0	0	1	0	0	3-4	11-8	5	8.01
*Mar 17	at Nevada	9.0	13	8	8	3	9	5	0	0	3	0	2	1	0	10-8	12-8	6	8.01
Totals		173.0	243	168	154	88	153	60	7	26	23	3	26	21	0	174-168	12-8	6	8.01

# UNM SINGLE-GAME RECORDS

## AT-BATS

58	vs. New Mexico St.....	2/9/02
57	vs. Fresno St.....	4/1/99
56	vs. Air Force .....	5/14/09
56	vs. Binghamton .....	3/7/09
56	vs. Air Force .....	5/2/03
55	vs. Fresno St.....	4/9/16
54	vs. Hawaii.....	3/14/97
54	vs. New Mexico St.....	2/24/72
53	vs. Oklahoma St.....	2/16/13
53	vs. Coppin St.....	4/18/10
53	vs. New Mexico St.....	3/30/99
53	vs. Colorado St.....	3/17/73
53	vs. Northern Colorado.....	2/27/05

## RUNS

31	vs. Air Force .....	4/17/04 (W, 31-11)
30	vs. Northern Colo. 2/24/23 (W, 30-1)	
30	vs. Binghamton ....	3/7/09 (W, 30-2)
29	at UNLV.....	3/24/17 (W, 29-8)
29	vs. Coppin St.....	4/18/10 (W, 29-3)
28	vs. N.M. Highlands 2/9/03 (W, 28-5)	
28	vs. N.M. St.....	3/30/99 (W, 28-18)
27	vs. Fresno St.....	4/1/99 (W, 27-26)
27	vs. Rice .....	4/12/98 (W, 27-26)
27	vs. Iowa .....	3/24/85 (W, 27-13)
27	vs. Creighton.....	3/26/71 (W, 27-5)
26	vs. Air Force .....	4/12/08 (W, 26-9)
26	vs. Air Force .....	4/14/06 (W, 26-11)
26	vs. Utah.....	3/13/93 (W, 26-8)

## HITS

32	vs. Fresno St.....	4/1/99
31	vs. Binghamton .....	3/7/09
30	vs. Hawaii.....	3/14/97
29	vs. Coppin St.....	4/18/10
29	vs. Air Force .....	4/17/04
28	vs. Northern Colo. ....	2/24/23
28	at Air Force.....	3/4/17
28	vs. Air Force .....	4/12/08
28	vs. New Mexico St.....	3/30/99
27	vs. Air Force .....	5/2/03
26	vs. San Diego St.....	5/26/12
26	vs. Northwestern .....	2/22/97
26	vs. Washington.....	3/26/95

## RBI

28	vs. Coppin St.....	4/18/10
28	vs. Binghamton .....	3/7/09
28	vs. Air Force .....	4/17/04
27	vs. Northern Colo. ....	2/24/23
27	vs. Iowa .....	3/24/85
26	vs. Air Force .....	4/12/08
26	vs. N.M. Highlands.....	2/9/03
26	vs. New Mexico St.....	3/30/99
26	vs. Rice .....	4/12/98
25	vs. Air Force .....	4/14/06
24	vs. UNLV .....	3/24/17
24	vs. Fresno St.....	4/1/99

24	vs. Utah.....	4/23/94
----	---------------	---------

## DOUBLES

13	vs. N.M. Highlands.....	2/9/03
10	vs. Coppin St.....	4/18/10
9	at Nevada .....	4/21/13
9	vs. Northern Colorado.....	3/5/06
9	vs. Utah.....	3/16/02
9	vs. UNLV .....	4/4/98
8	at New Mexico State.....	3/29/22
8	vs. Fresno St.....	3/31/17
8	vs. San Jose St.....	5/9/15
8	vs. San Jose St.....	5/10/15
8	vs. San Diego St.....	3/17/00
8	vs. Fresno St.....	4/1/99
8	vs. Rice .....	4/12/98
8	vs. UTEP.....	4/18/80
8	vs. Southern Colorado.....	5/17/75

## TRIPLES

7	vs. Southern Colorado.....	3/27/76
6	vs. TAMU-CC.....	2/21/09
6	vs. Hartford.....	3/16/86
5	vs. Holy Cross .....	2/25/22
4	vs. Coppin St.....	4/18/10
4	vs. ENMU.....	4/30/97
4	vs. Colorado St.....	3/20/75
4	vs. NE Illinois .....	4/18/78
4	vs. UTEP.....	5/11/73
4	vs. Northern Illinois.....	3/27/72

## HOME RUNS

10	vs. New Mexico St.....	3/30/99
8	vs. Air Force .....	4/12/08
8	vs. Air Force .....	4/18/04
7	vs. Fresno State .....	4/29/23
6	vs. Air Force .....	5/6/17
6	vs. Binghamton .....	2/18/17
6	vs. Fresno St.....	4/9/16
6	vs. Air Force, .....	4/13/06 (Game 2)
6	vs. Air Force, .....	4/17/04
6	vs. UNLV .....	5/9/99
6	vs. Rice .....	4/12/98
6	vs. New Mexico St.....	2/25/98
6	vs. Utah.....	5/15/94
6	vs. Air Force .....	4/26/86
6	vs. Air Force .....	4/25/86

## TOTAL BASES

63	vs. New Mexico St.....	3/30/99
61	vs. Air Force .....	4/12/08
54	vs. Fresno St.....	4/1/99

## WALKS

17	at Hawai'i.....	2/21/16
16	vs. Air Force .....	4/17/04
15	vs. Fresno St.....	3/31/17
14	at UNLV.....	3/24/17
14	at Utah.....	4/4/87

## STOLEN BASES

9	vs. Wayland Baptist.....	4/13/94
8	vs. Maine .....	3/18/94
8	vs. New Mexico St.....	2/11/00
8	vs. Brigham Young .....	4/8/00
7	vs. New Mexico St.....	4/17/13
7	vs. Toledo .....	3/10/02
7	vs. N.M. Highlands.....	2/10/98
7	vs. Grand Canyon.....	5/4/96

## LONGEST GAME (Innings)

15	NMSU 4, UNM 3.....	2/9/02
15	UNM 10, Gonzaga 8 .....	3/31/72
14	UNM 8, ENMU 7.....	2/5-6/96
14	UNM 9, Colorado St. 8.....	3/17/73



# LAST TIME IT HAPPENED...

## HITTING (Individual)

**Grand slam:**.....Tye Wood vs. Hofstra, 3/3/24  
**Hit for the cycle:**.....Danny Collier vs. Air Force, 3/24/18  
**Five hits:**.....Jeffrey David vs. Northern Colorado, 2/24/23  
**Six hits:**.....Carl Stajduhar vs. Fresno St., 4/9/16  
**Eight at bats:**.....Josh Mader vs. Air Force, 5/2/03  
**Four runs:**.....Reed Spenrath vs. St. Bonaventure, 3/4/23  
**Five runs:**.....Sean Stephens at Nevada, 5/7/22  
**Six runs:**.....Justin Howard vs. Coppin St., 4/18/10\*  
**Five RBI:**.....Justin Olson vs. Fresno State, 4/29/23  
**Six RBI:**.....Justin Olson vs. Fresno State, 4/29/23  
**Seven RBI:**.....Justin Olson vs. Fresno State, 4/29/23  
**Eight RBI:**.....Justin Olson vs. Fresno State, 4/29/23  
**10 RBI:**.....Brian Cavazos-Galvez vs. Air Force, 4/12/08\*#  
**Three doubles:**.....Reed Spenrath vs. Hofstra, 3/1/24  
**Four doubles:**.....Reece Weber vs. San José St., 5/10/15  
**Four extra-base hits:** Braydon Runion vs. New Mexico St., 5/2/23  
**Two triples:**.....Willie Cano vs. Holy Cross, 2/25/22  
**Back-to-back-to-back triples:** ... Mike Brownstein, Dane Hamilton, Brian Cavazos-Galvez vs. TAMU-CC (Game 2), 2/21/09  
**Inside-the-Park home run:**.....DJ Peterson vs. TCU, 5/20/11  
**Walk-off home run:**.....Jake Holland vs. Texas Tech, 3/28/23  
**Two home runs:**.....Jake Holland vs. Hofstra, 3/2/24  
**Three home runs:**.....Justin Olson vs. Fresno State, 4/29/23  
**Four home runs:** ... Brian Cavazos-Galvez vs. Air Force, 4/12/08\*#  
**Two home runs in one inning:**.....Josh Mader at Utah, 4/8/04  
**Two+ players with multi-homers:**..... Brian Cavazos-Galvez (4), Kevin Atkinson (2) vs. Air Force, 4/12/08  
**Back-to-back homers:**.....Josh McAlister, Will Asby vs. CSUB, 2/17/24  
**Back-to-back-to-back homers:**..... Daniel Stovall, Matt Hibbitts, Ian Hollick vs. Hawaii-Hilo, 4/28/07  
**Multiple back-to-back homers in same game:**.....(2), Joe Salas, Daniel Stovall, vs. Air Force, 5/16/04  
**HR in 3 straight games:** Lenny Junior Ashby vs Nevada, 5/12-13/23  
**Three + sacrifice bunts in a game:**.....3, Jared Holley at Nevada 4/20/13  
**Four strikeouts:**.....Deylan Pigford vs. Fresno State, 4/28/23  
**Three HBP:**.....Jared Holley vs. LaSalle, 3/5/13  
**Three stolen bases:**.....Luke Campbell at UNLV, 3/16/13  
**Four Walks:**.....Justin Watari vs. UNLV, 5/11/19  
**Five Walks:**.....DJ Peterson vs. UC Riverside, 3/9/13\*

## HITTING (Team)

**Five + home runs (team):** ... 7, vs. Fresno State (W, 17-7), 4/29/23  
**20+ hits:**.....20, vs. Northern Colorado (W, 18-2), 2/25/23 (G2)  
**25+ hits:**.....28, vs. Northern Colorado (W, 30-1), 2/24/23  
**30+ hits:**.....31, vs. Binghamton (Game 1), 3/7/09  
**Allowed 20 + hits:**.....22, vs. Hofstra 3/2/24  
**20+ runs:**.....20, vs. St. Bonaventure (W, 20-3), 3/4/23  
**Allowed 20 + runs:**.....25, vs. Air Force (L, 25-6), 5/19/22  
**30+ runs:**.....30, vs. Northern Colorado (W, 30-1), 2/24/23  
**20+ RBI:**.....27, vs. Northern Colorado, 2/24/23  
**40+ total bases:**.....42, vs. Fresno State, 4/29/23  
**50+ total bases:**.....52, vs. Northern Colorado, 2/24/23  
**60+ total bases:**.....61, vs. Air Force, 4/12/08  
**No strikeouts:**.....5/4/14 vs. San Diego St. (35 at-bats)  
**No walks:**.....3/31/23 vs. San Diego State (34 at-bats)  
**10+ strikeouts:**.....13, vs. Minnesota 2/18/24  
**10+ walks:**.....11, vs. CSUB, 2/19/24  
**15+ walks:**.....15, Fresno St., 3/31/17  
**5+ HBP:**.....5, vs. San Jose State, 4/29/22  
**Was no-hit (7-inning game):**.....at Utah, 4/21/90  
**Was no-hit (9-inning game):**.....at Wichita St., 3/20/90

## PITCHING (Individual)

**No-hitter (7-inning game):**..... Mike Connell vs. N.M. Highlands, 3/24/77  
**No-hitter (9-inning game):**.....Jim Kremmel vs. Arizona, 4/17/70  
**One-hitter:**.....Tyler Stevens vs. Air Force, 4/12/15  
**Complete game:**.....Cody Dye vs. UNLV, 4/21/18.....Justin Armbruster at San Jose State, 5/22/21 (7 innings)  
**Complete-game shutout:**..... Colton Thomson vs. Nevada, 5/26/16  
**10+ strikeouts:** ..12, Justin Armbruster at San Jose State, 5/22/21  
**15+ strikeouts:** .....17, Justin Armbruster at Fresno State, 3/13/21  
**No walks (complete game):** Justin Armbruster at San Jose State, 5/22/21

## PITCHING (Team)

**10+ strikeouts:**.....11, at UNLV, 5/5/23  
**15+ strikeouts:**.....16, vs. Nevada, 3/27/21  
**No strikeouts:**.....3/5/17 at Air Force ... (J. Tripp 30 BF; D. Gillespie 5 BF, A. Isenhardt 1 BF, C. Tripp 8 BF)  
**No walks:**.....vs. South Dakota State, 2/22/24  
**10 + walks:**.....at California, 5/14/22

## FIELDING

**Five+ errors (Team):**.....6, vs. San Jose State, 4/8/23  
**Three+ errors (Ind.):**.....3, Hayden Schilling vs. Central Michigan, 2/22/18  
**Eight+ assists:**.....8, Konner Kinkade vs. Texas Tech, 3/28/23  
**Caught three runners stealing:**..... Mitch Garver vs. Texas Tech, 4/25/12  
**15 + putouts:**.....15, Reed Spenrath vs. New Mexico State, 3/21/23  
**UNM turned a triple play:**.....5/13/16 vs. Nevada (4-6-3-2)  
**UNM hit into a triple play:**.....4/23/09 at BYU

## SCORING AND MISCELLANEOUS

**Stole home:**.....Harry Fullerton vs. Nevada, 3/27/21  
**Stole seven+ bases:**.....7, 4/17/13 vs. New Mexico St. (W, 13-6)  
**Tied:**.....4/28/19 at Fresno St. (T, 6-6)  
**Shut out:**.....5/16/23 vs. New Mexico State (L, 0-8/7 Inn.)  
**Shut out opponent:**.....4/18/23 at New Mexico State (W, 13-0)  
**Shut out at home:**.....3/21/23 vs. New Mexico State (L, 0-2)  
**Shut out on the road:** 5/16/23 at New Mexico State (L, 0-8/ 7 Inn)  
**Shut out opponent at home:**.....3/11/23 vs. Air Force (W, 15-0)  
**Shut out opponent on road:** .4/18/23 at New Mexico St. (W, 13-0)  
**Recorded back-to-back shutouts:**.....5/6-5/7, 2011 vs. Air Force (5-0, 10-0)  
**Recorded three straight shutouts:**.....2/24-3/3, 1973 vs. New Mexico St. (1-0) and New Mexico Highlands (7-0, 4-0)  
**Shut out in back-to-back games:**.....3/14-15/2017 at Oklahoma St.  
**Most runs in three-game series:** .73, vs. Air Force (4/13-14, 2006)  
**Consecutive one-run games:** 2, vs. San Jose State (4/29-30, 2022)  
**Four straight one-run games:**.....vs. BYU, Gonzaga, Northern Colorado, 2/15-23, 2020  
**Five straight one-run games:**..... March 18-24, 2015\*

# LAST TIME IT HAPPENED... CONTINUED

## EXTRA INNINGS

**Won an extra-inning game:** 4/30/23 vs. Fresno State (6-5, 10 inn.)  
**Lost an extra-inning game:** .....3/2/24 vs. Hofstra (15-16, 10 Inn.)  
**Extra inning games in a row:** .....2, 4/23-4/24, 2021 at Washington  
**3 straight extra-inning games:** .....at Utah, 4/9-11, 2009  
**Played a 10-inning game:** .....vs. Hofstra, 3/2/24  
**Played an 11-inning game:** .....vs. Fresno State, 3/13/22 (W, 9-8)  
**Played a 12-inning game:** .....vs. Minnesota, 2/20/22 (W, 4-3)  
**Played a 13-inning game:** .....vs. Columbia, 6/1/13 (L, 6-5, NCAA Tourn.)  
**Played a 14-inning game:** ....vs. Eastern N.M., 2/5-6, 1996 (W, 8-7)  
**Played a 15-inning game:** .....at New Mexico St., 2/9/02 (L, 4-3)

## IN AN INNING

**10+ runs in an inning:** .....10, vs. Air Force (8th), 3/11/23  
**15+ runs in an inning:** .....15, vs. Savannah St., 3/11/05  
**4+ homers in an inning:** .....4, at Air Force, 5/19/05  
**5+ doubles in an inning:** .....5, at Nevada, 4/21/13  
**4+ triples in an inning:** .....4, vs. TAMU-CC (Game 2), 2/21/09^  
**10+ hits in an inning:** .....10, vs. New Mexico State, 5/2/23  
**10+ consecutive hits:** .....11, vs. Savannah St., 3/11/05\*  
**10+ consecutive batters reach base:** .....12, vs. Fresno St., 4/13/13  
**15+ consecutive batters reach base:** .16, vs. Savannah St., 3/11/05  
**Player w/hits from both sides of plate:** ..... Sam Haggerty  
..... vs. Fresno St. 4/12/13

## UNM SCORING IN AN INNING

**Most runs in top of 1st:** .....11, at Air Force (5/14/09)  
**Most runs in top of 2nd:** .....10, 2x, last at Air Force (4/15/97)  
**Most runs in top of 3rd:** .....8, 3x, last at Air Force (4/25/10, Game One)  
**Most runs in top of 4th:** .....12, at Air Force (4/15/07)  
**Most runs in top of 5th:** .....12, at Air Force (4/17/04)  
**Most runs in top of 6th:** .....10, at Air Force (5/19/16)  
**Most runs in top of 7th:** .....9, at Air Force (4/16/07)  
**Most runs in top of 8th:** .....12, at Utah (4/1/00)  
**Most runs in top of 9th:** .....9, at New Mexico St. (2/16/86)  
**Most runs in top of 10th:** .....4, at Texas St. (2/11/06)  
**Most runs in top of 11th:** .....6, at Arizona (1/30/93)  
**Most runs in top of 12th:** .....3, at Washington (4/24/21)  
**Most runs in top of 13th:** .....N/A  
**Most runs in top of 14th:** .....N/A  
**Most runs in top of 15th:** .....1, vs. Gonzaga at Fresno St. (3/31/72)

**Most runs in bottom of 1st:** 11, 2x, last vs. St. Bonaventure. (3/4/23)  
**Most runs in bottom of 2nd:** .....15, vs. Savannah St. (3/11/05)  
**Most runs in bottom of 3rd:** .....13, vs. NM Highlands (2/28/90)  
**Most runs in bottom of 4th:** ...12, vs. Air Force at UNLV (5/27/04)  
**Most runs in bottom of 5th:** .....10, 2x, last vs. Utah (4/22/06)  
**Most runs in bottom of 6th:** .....20, vs. Utah (3/13/93)\*  
**Most runs in bottom of 7th:** .....11, vs. Texas St. (2/18/05)  
**Most runs in bottom of 8th:** .....12, 3x, last vs. Fresno St. (4/13/13)  
**Most runs in bottom of 9th:** .....9, 2x, last vs. New Mexico St. (3/26/02)  
**Most runs in bottom of 10th:** .....7, vs. Louisiana Tech (3/13/10)  
**Most runs in bottom of 11th:** .....2, 2x, last vs. Fresno St. (3/13/22)  
**Most runs in bottom of 12th:** .....2, vs. UNLV (3/9/14)  
**Most runs in bottom of 13th:** 1, 2x, last vs. Northwestern (3/7/03)  
**Most runs in bottom of 14th:** .....1, 2x, last vs. ENMU (2/5-6, 1996)  
**Most runs in bottom of 15th:** .....N/A

## OPPONENT SCORING IN AN INNING

**Most runs in top of 1st:** .....12, vs. BYU (3/26/94)  
**Most runs in top of 2nd:** .....9, vs. UC Riverside (4/18/19)  
**Most runs in top of 3rd:** .....12, vs. Wichita St. (3/16/89)  
**Most runs in top of 4th:** .....11, vs. Rice (4/11/98)  
**Most runs in top of 5th:** .....10, 2x, last vs. UNLV (4/3/22)  
**Most runs in top of 6th:** .....10, vs. BYU (4/11/02)  
**Most runs in top of 7th:** .....11, vs. BYU (4/6/00)  
**Most runs in top of 8th:** .....8, 2x, last vs. Rice (4/12/98)  
**Most runs in top of 9th:** .....12, vs. BYU (3/18/05, Game Two)

**Most runs in top of 10th:** .....9, vs. San Francisco (3/18/06)  
**Most runs in top of 11th:** 6, vs. Nevada at Las Vegas, Nev. (5/23/14)  
**Most runs in top of 12th:** .....1, 4x, last vs. UNLV (3/9/14)  
**Most runs in top of 13th:** .....1, 2x, last vs. Columbia (6/1/13)  
**Most runs in top of 14th:** .....N/A  
**Most runs in top of 15th:** .....N/A

**Most runs in bottom of 1st:** 11, at Arizona St. (2/9/80, Game One)  
**Most runs in bottom of 2nd:** .....16, at Texas Tech (3/15/22)\*  
**Most runs in bottom of 3rd:** .....15, at Hawaii (4/22/89)  
**Most runs in bottom of 4th:** .....12, 2x, last at Air Force (4/15/90)  
**Most runs in bottom of 5th:** .....12, at Cal St. Fullerton (3/7/86)  
**Most runs in bottom of 6th:** .....12, at LMU (3/11/86)  
**Most runs in bottom of 7th:** .....9, at California (5/14/22)  
**Most runs in bottom of 8th:** .....11, vs. Oregon State (2/18/22)  
**Most runs in bottom of 9th:** .....4, 7x, last at Air Force (4/15/07)  
**Most runs in bottom of 10th:** .....4, at Air Force (4/24/65)  
**Most runs in bottom of 11th:** 2, vs. BYU at San Diego St. (3/31/06)  
**Most runs in bottom of 12th:** 2, vs. BYU at San Diego St. (3/31/06)  
**Most runs in bottom of 13th:** .....N/A  
**Most runs in bottom of 14th:** .....N/A  
**Most runs in bottom of 15th:** .....1, at New Mexico St. (2/9/02)

## SERIES

**Swept non-conf. series, home:** ..vs. Northern Colo., 2/24-26, 2023  
**Swept non-conf. series, road:** at No. 23 Oklahoma St., 3/14-15, 2017  
**Swept in non-conf. series, home:** ....vs. Dallas Baptist, 3/4-6, 2016  
**Swept in non-conf. series, road:** .....at California, 5/13-15/2022  
**Swept MW series, home:** .....vs. Fresno State, 4/28-30, 2023  
**Swept MW series, road:** .....at San Jose State, 5/22-23, 2021  
**Swept multiple MW series in a row:** .....3, 3/3/17-3/26/17  
.....at Air Force, vs. San José St., at UNLV  
**Swept in MW series, home:** ....vs. San Diego State, 3/31-4/2, 2023  
**Swept in MW series, road:** .....at Air Force, 5/8-9, 2021  
**Swept in multiple MW series in a row:** .....3, 4/2-5/9/2021  
.....at San Diego State, vs. Fresno State, at Air Force

## WALK-OFFS

**Won on last at-bat:** .....2/24/24  
.....Gene Trujillo (PH) vs. S. Dakota State (13-2 run rule, 7 innings)  
**Back-to-back games won in last at-bat:** .....2/24/24  
.....vs. South Dakota State (9-8, 13-2 [run rule, 7 Inn.])  
**Back-to-back-to-back games won in last at-bat:** ..2/23-2/24/24  
.....vs. S. Dakota State (12-11, 9-8, 13-2)  
**Lost on last at-bat:** .....3/18/23  
.....at Fresno State (8-9, 9 innings)  
**Scored two runs in last at-bat:** .....5/20/22  
.....vs. South Dakota State (13-2, run rule 7 innings)  
**Scored three runs in last at-bat:** .....2/24/24  
.....vs. Texas Tech (11-10, 9 innings)  
**Scored four runs in last at-bat:** .....5/20/22  
.....vs. Air Force (13-12, 9 innings)  
**Scored five runs in last at-bat:** .....5/20/22  
.....vs. Air Force (13-12, 9 innings)  
**Scored six runs in last at-bat:** .....5/20/22  
.....vs. Air Force (13-12, 9 innings)  
**Scored seven runs in last at-bat:** .....5/20/22  
.....vs. Air Force (13-12, 9 innings)  
**Scored nine runs in last at-bat:** .....3/21/99  
.....vs. TCU (17-16)  
**Allowed two runs in last at-bat:** .....3/18/23  
.....at Fresno State (8-9)  
**Allowed three runs in last at-bat:** .....4/2/21  
.....at San Diego State (9-10)  
**Allowed four runs in last at-bat:** .....4/2/21  
.....at San Diego State (9-10)  
**Allowed five runs in last at-bat:** .....4/2/21  
.....at San Diego State (9-10)  
**Allowed six runs in last at-bat:** .....4/2/21  
.....at San Diego State (9-10)

# 2023 NEW MEXICO OVERALL STATS

Record: 26-25 Home: 17-11 Away: 6-13 Neutral: 3-1 MW: 13-17

Date	Opponent	Score	Player	avg	slug	ob%	g	ab	r	h	2b	3b	hr	rbi	bb	so	sb	cs	e
#2/17	vs #23 Oregon State	w 7-2	DITZENBERGER, D	.437	.563	.490	37	135	42	59	9	1	2	27	15	19	6	0	2
#2/18	vs UC Santa Barbara	w 3-1	ASHBY, Lenny Juni	.381	.595	.455	51	210	46	80	18	0	9	51	26	25	0	1	4
#2/19	vs #23 Oregon State	L 6-14	RUNION, Braydon	.357	.629	.398	51	213	48	76	23	4	9	56	11	51	1	2	1
#2/20	vs Minnesota	w 4-3	HOLLAND, Jake	.333	.633	.371	41	150	29	50	7	1	12	39	8	32	0	0	2
2/24	NORTHERN COLORADO	w 30-1	SPENRATH, Reed	.321	.721	.421	50	190	54	61	11	4	19	65	34	70	3	0	2
2/25	NORTHERN COLORADO	w 11-3	DAVID, Jeffrey	.306	.472	.349	42	193	38	59	13	5	3	41	11	27	3	2	6
2/25	NORTHERN COLORADO	w 18-2	PIGFORD, Deylan	.297	.503	.389	45	145	39	43	9	3	5	13	17	35	8	2	4
3/3	ST. BONAVENTURE	w 14-4	WEISSENBORN, C	.291	.385	.360	51	179	36	52	10	2	1	27	19	37	3	0	8
3/4	ST. BONAVENTURE	L 8-17	DIXON, Devon	.274	.445	.346	49	164	38	45	10	0	6	27	16	29	2	1	6
3/4	ST. BONAVENTURE	w 20-3	-----																
3/5	ST. BONAVENTURE	w 16-6	HERD, Caleb	.429	.571	.556	9	7	3	3	1	0	0	1	2	1	0	0	0
3/7	at Texas Tech	L 3-6	OLSON, Justin	.367	.822	.504	37	90	24	33	2	0	13	31	25	27	0	0	2
*3/10	AIR FORCE	L 7-9	STEPHENS, Sean	.349	.508	.388	37	63	11	22	5	1	1	8	3	11	4	2	1
*3/11	AIR FORCE	w 15-0	SMITH, Kyle	.271	.614	.469	28	70	17	19	3	3	5	13	16	17	2	0	0
*3/12	AIR FORCE	w 11-4	KINKADE, Konner	.268	.446	.425	35	56	13	15	4	0	2	12	15	8	0	0	4
3/14	at Grand Canyon	L 8-11	CARRIS, Akili	.143	.143	.250	8	7	2	1	0	0	0	0	0	2	0	0	1
*3/17	at Fresno State	L 3-5	FELIX, Dominic	.000	.000	.125	6	7	1	0	0	0	0	1	1	0	0	0	1
*3/18	at Fresno State	L 8-9	DEWYER, Trent	.000	.000	.000	2	0	0	0	0	0	0	0	0	0	0	0	0
*3/19	at Fresno State	w 7-2	STANFIELD, Alec	.000	.000	.000	1	0	0	0	0	0	0	0	0	0	0	0	0
3/21	NEW MEXICO STATE	L 0-2	STEINKAMP, Arthu	.000	.000	.000	15	0	0	0	0	0	0	0	0	0	0	0	0
*3/24	at Nevada	w 9-5	STILL, Justin	.000	.000	.000	17	0	0	0	0	0	0	0	0	0	0	0	0
*3/25	at Nevada	w 12-1	JACKSON, Jaren	.000	.000	.000	12	0	0	0	0	0	0	0	0	0	0	0	0
3/28	#22 TEXAS TECH	w 11-10	ITURRALDE, Adolfo	.000	.000	.000	8	0	0	0	0	0	0	0	0	0	0	0	0
*3/31	SAN DIEGO STATE	L 3-5	FLORES, Junior	.000	.000	.000	1	0	0	0	0	0	0	0	0	0	0	0	0
*4/1	SAN DIEGO STATE	L 1-3	MARTINEZ, Jordan	.000	.000	.000	5	0	0	0	0	0	0	0	0	0	0	0	0
*4/2	SAN DIEGO STATE	L 7-19	RUSSELL, Brett	.000	.000	.000	5	0	0	0	0	0	0	0	0	0	0	0	0
*4/6	SAN JOSE STATE	w 16-8	BAKER-LIVINGSTO	.000	.000	.000	10	0	0	0	0	0	0	0	0	0	0	0	0
*4/7	SAN JOSE STATE	L 3-8	GALLEGOS, Isaac	.000	.000	.000	12	0	0	0	0	0	0	0	0	0	0	0	0
*4/8	SAN JOSE STATE	L 3-14	HUDSON, Terrell	.000	.000	.000	10	0	0	0	0	0	0	0	0	0	0	0	0
4/11	CSU PUEBLO	w 8-7	LIVELY, Tristin	.000	.000	.000	13	0	0	0	0	0	0	0	0	0	0	0	1
4/12	CSU PUEBLO	L 6-8	MCBROOM, Brian	.000	.000	.000	25	0	0	0	0	0	0	0	0	0	0	0	1
4/18	at New Mexico State	w 13-0	EGLOFF, Riley	.000	.000	.000	13	0	0	0	0	0	0	0	0	0	0	0	2
*4/21	at Air Force	L 6-9	BANNISTER, Wil	.000	.000	.000	16	0	0	0	0	0	0	0	0	0	0	0	1
*4/23	at Air Force	w 12-1	Totals	.329	.560	.407	51	1879	441	618	125	24	87	412	219	391	32	10	49
*4/23	at Air Force	L 8-13	Opponents	.304	.464	.370	51	1770	324	538	112	23	42	300	155	341	32	16	61
4/25	at Arizona	L 8-11																	
*4/28	FRESNO STATE	w 16-10																	
*4/29	FRESNO STATE	w 17-7																	
*4/30	FRESNO STATE	w 6-5																	
5/2	NEW MEXICO STATE	w 14-6																	
*5/5	at UNLV	w 13-5	Player	era	w-l	app	gs	cg	sh	sv	ip	h	r	er	bb	so	avg	hr	
*5/6	at UNLV	L 5-7	GALLEGOS, Isaac	4.35	4-2	12	12	0	0	0	70.1	69	46	34	32	60	.253	4	
*5/7	at UNLV	L 3-8	LIVELY, Tristin	4.42	6-4	13	13	1	0	0	77.1	83	42	38	23	62	.277	5	
*5/12	NEVADA	w 9-5	EGLOFF, Riley	6.05	7-3	13	13	0	0	0	74.1	95	55	50	21	67	.310	12	
*5/12	NEVADA	L 8-9	-----																
*5/13	NEVADA	L 6-8	DEWYER, Trent	0.00	0-0	2	0	0	0	0	2.2	3	0	0	0	1	.300	0	
*5/14	NEVADA	w 7-3	STEINKAMP, Arthur	2.81	0-1	15	0	0	0	0	25.2	27	12	8	4	12	.273	1	
5/16	at New Mexico State	L 0-8	ITURRALDE, Adolfo	4.00	0-0	8	0	0	0	0	9.0	9	5	4	2	9	.281	1	
*5/18	at San Diego State	L 3-5	MCBROOM, Brian	5.53	4-2	25	0	0	0	3	40.2	47	28	25	11	39	.290	3	
*5/19	at San Diego State	L 3-4	STILL, Justin	5.91	0-1	17	0	0	0	0	21.1	22	14	14	16	20	.268	1	
*5/20	at San Diego State	L 6-8	JACKSON, Jaren	7.46	3-2	12	8	0	0	1	44.2	61	38	37	12	32	.318	2	
			HUDSON, Terrell	8.10	1-2	10	0	0	0	0	13.1	18	12	12	4	10	.327	4	
			BAKER-LIVINGSTON	8.62	0-4	10	4	0	0	0	24.0	40	24	23	10	10	.374	1	
			BANNISTER, Wil	9.47	1-3	16	1	0	0	1	19.0	31	21	20	8	11	.369	3	
			MARTINEZ, Jordan	12.86	0-0	5	0	0	0	0	7.0	10	10	10	5	1	.357	1	
			RUSSELL, Brett	17.47	0-1	5	0	0	0	0	5.2	16	12	11	4	7	.500	3	
			STANFIELD, Alec	54.00	0-0	1	0	0	0	0	0.1	3	2	2	2	0	1.000	0	
			FLORES, Junior	81.00	0-0	1	0	0	0	0	0.1	4	3	3	1	0	.800	1	
			Totals	5.95	26-25	51	51	1	2	5	435.2	538	324	288	155	341	.304	42	
			Opponents	8.02	25-26	51	51	1	2	15	433.1	618	441	386	219	391	.329	87	

LOB - Team (414), Opp (376). DPs turned - Team (48), Opp (33). CI - Team (0), Opp (1). IBB - Team (6), SPENRATH, R. 3, OLSON, J. 2, PIGFORD, D. 1, Opp (8). Picked off - PIGFORD, D. 1, DIXON, D. 1, STEPHENS, S. 1, DAVID, J. 1.

# = Sanderson Ford College Baseball Class  
\* = Conference game

PB - Team (2), SMITH, K. 2, Opp (2). Pickoffs - Team (2), EGLOFF, R. 2, Opp (3). SBA/ATT - HOLLAND, J. (25-31), SMITH, K. (7-17), GALLEGOS, I. (7-10), LIVELY, T. (5-9), JACKSON, J. (8-8), EGLOFF, R. (6-8), MCBROOM, B. (1-4), ITURRALDE, A (1-3), BAKER-LIVING (2-3), STILL, J. (1-2), STEINKAMP, A (1-1).

# 2023 NCAA RANKING SUMMARY

Statistic	National Conference Rank		Value	National Leader	Conference Leader Value	
	Rank	Rank			Value	Value
Base on Balls (295 ranked)	214	3	219	Wake Forest	424	Air Force 258
Batting Average (295 ranked)	3	1	0.329	Alabama St.	0.332	New Mexico 0.329
Double Plays (294 ranked)	33	2	48	Southern Ill. UNC Greensboro	61	San Jose St. 49
Double Plays Per Game (295 ranked)	9	1	0.94	Southern Ill.	1.07	New Mexico 0.94
Doubles (295 ranked)	43	3	125	Virginia	172	Air Force 140
Doubles Per Game (295 ranked)	5	1	2.45	Virginia	2.65	New Mexico 2.45
Earned Run Average (295 ranked)	148	4	5.95	Wake Forest	2.83	San Diego St. 4.87
Fielding Percentage (295 ranked)	78	2	0.974	Oral Roberts	0.984	Air Force 0.975
Hit Batters (295 ranked)	282	7	43	Iona	121	Nevada 71
Hit by Pitch (295 ranked)	286	7	37	Campbell	146	Air Force 72
Hits (295 ranked)	32	2	618	Virginia	766	Air Force 631
Hits Allowed Per Nine Innings (295 ranked)	253	5	11.11	Wake Forest	6.59	San Diego St. 8.48
Home Runs (295 ranked)	53	1	87	Florida	146	New Mexico 87
Home Runs Per Game (295 ranked)	31	1	1.71	FGCU	2.37	New Mexico 1.71
On Base Percentage (295 ranked)	31	1	0.407	Campbell	0.439	New Mexico 0.407
Runs (295 ranked)	57	1	441	LSU	634	New Mexico 441
Sacrifice Bunts (293 ranked)	291	7	4	Wofford	86	Fresno St. 25
Sacrifice Flies (295 ranked)	260	7	15	UC Irvine	52	UNLV 34
Scoring (295 ranked)	10	1	8.6	FGCU	9.6	New Mexico 8.6
Shutouts (165 ranked)	100	3	2	LSU	12	Fresno St. 4 San Diego St. 4
Slugging Percentage (295 ranked)	4	1	0.560	FGCU	0.592	New Mexico 0.560
Stolen Bases (295 ranked)	262	3	32	VMI	192	San Diego St. 72
Stolen Bases Per Game (295 ranked)	250	3	0.63	VMI	3.49	San Diego St. 1.36
Strikeout-to-Walk Ratio (295 ranked)	59	3	2.20	Wake Forest	4.26	Fresno St. 2.45
Strikeouts Per Nine Innings (295 ranked)	263	6	7.0	Wake Forest	12.1	San Diego St. 9.7
Triple Plays (2 ranked)				Lafayette	2	
Triples (295 ranked)	5	1	24	Michigan St.	30	New Mexico 24
Triples Per Game (295 ranked)	5	1	0.47	Michigan St.	0.55	New Mexico 0.47
WHIP (295 ranked)	130	3	1.59	Wake Forest	1.05	San Diego St. 1.41
WL Pct (295 ranked)	149	3	0.510	Wake Forest	0.818	San Jose St. 0.534
Walks Allowed Per Nine Innings (295 ranked)	10	1	3.20	Wofford	2.38	New Mexico 3.20

# 2023 MOUNTAIN WEST BY RPI

Team	Conference	Adj. RPI	Adj. RPI Value	Prev Adj. RPI	RPI	Orig RPI Value	WL	Adj. Non-Conf RPI	Non-Conf Record	Conf. Record	Road WL	Q1	Q2	Q3	Q4	vs TOP 100	vs below 150	NC SOS	SOS
San Jose St.	Mountain West	105	0.51683	105	105	0.51683	31-27	123	10-15	21-12	14-16	1-3	0-3	1-3	29-18	2-9	21-8	28	116
Air Force	Mountain West	140	0.49908	140	140	0.49908	28-31	162	9-16	19-15	9-20	0-1	0-3	4-6	24-21	4-10	13-12	101	139
San Diego St.	Mountain West	148	0.49538	149	148	0.49538	24-29	200	6-16	18-13	8-16	1-3	0-1	2-11	21-14	3-15	15-7	23	88
Fresno St.	Mountain West	177	0.48199	178	177	0.48199	30-27	192	13-12	17-15	7-13	0-0	0-1	3-4	27-22	3-5	22-11	184	205
UNLV	Mountain West	209	0.47164	211	209	0.47164	21-30	129	9-12	12-18	7-18	0-2	1-2	1-4	19-22	2-8	10-11	92	175
Nevada	Mountain West	220	0.46668	221	220	0.46668	20-33	140	10-13	10-20	9-18	0-0	1-1	2-5	17-27	3-6	9-16	68	138
New Mexico	Mountain West	243	0.45326	244	241	0.45506	25-24	225	12-7	13-17	6-13	0-0	2-2	1-2	22-20	3-4	18-9	299	290



# 2023 NEW MEXICO CONFERENCE STATS

Record: 13-17 Home: 8-8 Away: 5-9 MW: 13-17

Date	Opponent	Score	Player	avg	slug	ob%	g	ab	r	h	2b	3b	hr	rbi	bb	so	sb	cs	e
*3/10	AIR FORCE	L 7-9	DITZENBERGER, D	.405	.544	.440	21	79	16	32	6	1	1	12	5	11	2	0	2
*3/11	AIR FORCE	w 15-0	ASHBY, Lenny Juni	.373	.579	.449	30	126	25	47	11	0	5	27	14	17	0	0	3
*3/12	AIR FORCE	w 11-4	SPENRATH, Reed	.353	.793	.433	29	116	32	41	6	3	13	37	17	44	1	0	2
*3/17	at Fresno State	L 3-5	RUNION, Braydon	.316	.579	.361	30	133	24	42	14	3	5	31	7	31	0	2	1
*3/18	at Fresno State	L 8-9	HOLLAND, Jake	.309	.521	.343	25	94	15	29	5	0	5	17	4	17	0	0	2
*3/19	at Fresno State	w 7-2	WEISSENBORN, C	.286	.384	.352	30	112	18	32	6	1	1	18	12	24	3	0	7
*3/24	at Nevada	w 9-5	DIXON, Devon	.274	.415	.325	29	106	22	29	6	0	3	13	7	19	1	0	3
*3/25	at Nevada	w 12-1	DAVID, Jeffrey	.272	.379	.324	22	103	17	28	7	2	0	16	6	13	0	1	4
*3/31	SAN DIEGO STATE	L 3-5	PIGFORD, Deylan	.243	.446	.341	25	74	16	18	4	1	3	4	8	20	3	2	4
*4/1	SAN DIEGO STATE	L 1-3	-----																
*4/2	SAN DIEGO STATE	L 7-19	HERD, Caleb	.500	.500	.500	3	2	1	1	0	0	0	0	0	1	0	0	0
*4/6	SAN JOSE STATE	w 16-8	STEPHENS, Sean	.394	.606	.459	20	33	8	13	4	0	1	5	3	6	4	2	1
*4/7	SAN JOSE STATE	L 3-8	OLSON, Justin	.310	.793	.481	22	58	18	18	1	0	9	22	19	16	0	0	1
*4/8	SAN JOSE STATE	L 3-14	SMITH, Kyle	.297	.703	.490	15	37	14	11	2	2	3	8	8	8	1	0	0
*4/21	at Air Force	L 6-9	KINKADE, Konner	.231	.436	.362	19	39	7	9	2	0	2	9	8	6	0	0	3
*4/23	at Air Force	w 12-1	CARRIS, Akili	.000	.000	.000	1	1	0	0	0	0	0	0	0	0	0	0	1
*4/23	at Air Force	L 8-13	MARTINEZ, Jordan	.000	.000	.000	1	0	0	0	0	0	0	0	0	0	0	0	0
*4/28	FRESNO STATE	w 16-10	RUSSELL, Brett	.000	.000	.000	1	0	0	0	0	0	0	0	0	0	0	0	0
*4/29	FRESNO STATE	w 17-7	FELIX, Dominic	.000	.000	.000	1	0	0	0	0	0	0	0	0	0	0	0	1
*4/30	FRESNO STATE	w 6-5	BAKER-LIVINGSTO	.000	.000	.000	1	0	0	0	0	0	0	0	0	0	0	0	0
*5/5	at UNLV	w 13-5	ITURRALDE, Adolfo	.000	.000	.000	3	0	0	0	0	0	0	0	0	0	0	0	0
*5/6	at UNLV	L 5-7	STEINKAMP, Arthu	.000	.000	.000	10	0	0	0	0	0	0	0	0	0	0	0	0
*5/7	at UNLV	L 3-8	JACKSON, Jaren	.000	.000	.000	5	0	0	0	0	0	0	0	0	0	0	0	0
*5/12	NEVADA	w 9-5	HUDSON, Terrell	.000	.000	.000	5	0	0	0	0	0	0	0	0	0	0	0	0
*5/12	NEVADA	L 8-9	GALLEGOS, Isaac	.000	.000	.000	9	0	0	0	0	0	0	0	0	0	0	0	0
*5/13	NEVADA	L 6-8	LIVELY, Tristin	.000	.000	.000	10	0	0	0	0	0	0	0	0	0	0	0	0
*5/14	NEVADA	w 7-3	STILL, Justin	.000	.000	.000	11	0	0	0	0	0	0	0	0	0	0	0	0
*5/18	at San Diego State	L 3-5	BANNISTER, Wil	.000	.000	.000	8	0	0	0	0	0	0	0	0	0	0	0	1
*5/19	at San Diego State	L 3-4	EGLOFF, Riley	.000	.000	.000	10	0	0	0	0	0	0	0	0	0	0	0	2
*5/20	at San Diego State	L 6-8	MCBROOM, Brian	.000	.000	.000	14	0	0	0	0	0	0	0	0	0	0	0	0
Totals				.314	.542	.390	30	1113	233	350	74	13	51	219	118	233	15	7	38
Opponents				.296	.450	.372	30	1057	199	313	59	16	24	181	105	207	19	8	31

# = Sanderson Ford College Baseball Classification  
\* = Conference game

LOB - Team (245), Opp (234). DPs turned - Team (31), Opp (15). CI - Team (0), Opp (1). IBB - Team (5), OLSON, J. 2, SPENRATH, R. 2, PIGFORD, D. 1, Opp (7). Picked off - PIGFORD, D. 1, STEPHENS, S. 1, DAVID, J. 1.














Player	era	w-l	app	gs	cg	sh	sv	ip	h	r	er	bb	so	avg	hr
LIVELY, Tristin	4.41	4-3	10	10	1	0	0	63.1	66	35	31	21	49	.269	4
GALLEGOS, Isaac	5.04	2-2	9	9	0	0	0	55.1	62	43	31	28	47	.279	2
EGLOFF, Riley	7.06	4-3	10	10	0	0	0	57.1	82	50	45	19	47	.337	10
-----															
MARTINEZ, Jordan	0.00	0-0	1	0	0	0	0	1.1	0	0	0	1	0	.000	0
STEINKAMP, Arthur	2.55	0-1	10	0	0	0	0	17.2	17	9	5	1	9	.243	1
ITURRALDE, Adolfo	4.50	0-0	3	0	0	0	0	2.0	2	1	1	1	1	.286	1
JACKSON, Jaren	4.72	1-1	5	1	0	0	1	13.1	12	7	7	6	9	.240	0
MCBROOM, Brian	6.35	2-2	14	0	0	0	1	22.2	26	17	16	8	20	.286	2
STILL, Justin	9.82	0-1	11	0	0	0	0	11.0	17	12	12	9	13	.347	1
HUDSON, Terrell	10.12	0-2	5	0	0	0	0	5.1	7	6	6	3	4	.304	1
BANNISTER, Wil	13.50	0-2	8	0	0	0	0	8.2	16	14	13	6	5	.400	1
BAKER-LIVINGSTON	13.50	0-0	1	0	0	0	0	1.1	3	2	2	2	0	.429	0
RUSSELL, Brett	18.00	0-0	1	0	0	0	0	1.0	3	3	2	0	3	.429	1
-----															
Totals	5.84	13-17	30	30	1	1	2	260.1	313	199	169	105	207	.296	24
Opponents	7.23	17-13	30	30	0	0	9	261.1	350	233	210	118	233	.314	51

PB - Team (1), SMITH, K. 1, Opp (1). Pickoffs - Team (2), EGLOFF, R. 2, Opp (2). SBA/ATT - HOLLAND, J. (16-21), GALLEGOS, I. (6-9), SMITH, K. (3-6), LIVELY, T. (3-5), EGLOFF, R. (3-5), JACKSON, J. (4-4), ITURRALDE, A (1-1), MCBROOM, B. (1-1), BAKER-LIVING (0-1), STEINKAMP, A (1-1).

Score by innings	1	2	3	4	5	6	7	8	9	EX	Total
New Mexico	24	37	37	28	18	27	14	31	16	1	233
Opponents	29	15	13	24	14	27	40	22	13	2	199



# TV / PHOTO ROSTER





# TOD BROWN

## HEAD COACH

Tod Brown was named the 12th Lobo Baseball Head Coach on June 17, 2021. He enters the 2024 season in his third year at the helm.

In Brown's second season, the Lobos posted their best winning percentage in a full season since 2017 (.510), finishing fifth in the Mountain West standings (26-25, 13-17 MW) and leading the league in a variety of categories including team batting average (.328), runs (441), RBI (411), triples (24), home runs (87), slugging % (.559) and

on-base % (.406). UNM also improved from a 9.06 ERA as a team in Brown's first season to a 5.95 ERA — the program's lowest in a single season since 2016 — while averaging only 3.20 walks per nine innings, its fewest since 2014. Following the completion of that season, RHP Isaac Gallegos became the first UNM player coached by Brown to be selected in the MLB Draft, going in the 16th Round to the Atlanta Braves.

The 2023 Lobos ranked in the Top 10 in the country in a variety of team statistical categories:

*No. 3 in Batting Average (.329)*

*No. 9 in Double Plays per Game (0.94)*

*No. 5 in Doubles Per Game (2.45)*

*No. 10 in Runs per Game (8.60)*

*No. 4 in Slugging Percentage (.560)*

*No. 5 in Triples (24) and Triples per Game (0.47)*

*No. 10 in Walks Allowed per Nine Innings (3.20)*

Following the 2023 season, the Lobos also got three All-MW selections — first baseman Reed Spenrath was a first-team selection, while third baseman Dylan Ditzenberger and left fielder Lenny Junior Ashby were second-team selections. Ditzenberger went on to be named a CSC Academic All-American for his efforts on the field and in the classroom. Both UNM teams that Brown has coached (2022, 2023) have earned the ABCA Team Academic Excellence Award for their academic accomplishments.

In the 2022 season — Brown's first season in Albuquerque — UNM went 21-33 and finished sixth in the MW standings, with Lenny Junior Ashby and Jeffrey David named to the All-MW Second Team.

### PRIOR TO UNM

Brown came to New Mexico after a successful 14 years and 341 wins with North Dakota State, where he currently sits as the second-winningest coach in program history and is the all-time leader in wins per season (24.4). In 2021, Brown led the Bison to the 2021 NCAA Tournament, winning its first Division I postseason game 6-1 over Mountain West opponent Nevada. In the same season, NDSU broke a school record with 20 Summit League victories, besting the previous record of 19 set by his 2017 team, and posted an overall record of 42-19. The Bison also led the nation with 25 road wins and set new school records in strikeouts (474) and putouts (1,567) in a single season.

Brown is no stranger to winning — he owns the two highest single season win totals in NDSU history (42 wins in 2021, 40 wins in 2012), and the only two 40+ win seasons by the program. Brown also owns three of the top-five single-season win totals in NDSU history. Under Brown's leadership, NDSU has played in five Summit League championship games, winning it outright in 2021 and 2014, and qualified for the league's baseball championship eight out of the last 11 years.

Brown took the helm of NDSU in 2008 and turned around a program that had faced three consecutive losing seasons, posting just 38 wins from 2005-07. In 2012, NDSU won a then-school-record 40 games, including an 8-2 win over a No. 5-ranked Arizona team that went on to win the 2012 College World Series. North Dakota State had a school-record .973 fielding percentage and posted a team ERA of 3.38, which was the program's lowest ERA in 37 years.

In 2016, the Bison posted a 29-25 overall record and set a new record for home wins at Newman Outdoor Field with 17 victories. In addition, North Dakota State set a new single season record in saves (17). NDSU defeated No. 19-ranked Minnesota on April 26 in Fargo, marking the second-ever win over an NCAA Division I top-25 opponent.

In the Summit League, Brown has coached two Summit League Players of the Year, one Summit League Newcomer of the Year, 46 All-Summit League selections, 22 Summit

## THE BROWN FILE

### Education

University of Arizona 1989-94

### Coaching Experience

2008-2021 Head Coach North Dakota State  
2022-Present Head Coach University of New Mexico

### Career Coaching Record (Year-By-Year)

School	Year	Record	Win Pct.
NDSU	2008	15-30	.333
NDSU	2009	16-28	.372
NDSU	2010	22-30	.423
NDSU	2011	22-32	.407
NDSU	2012	40-20	.667
NDSU	2013	26-27	.491
NDSU	2014	25-26	.490
NDSU	2015	21-30	.412
NDSU	2016	29-25	.537
NDSU	2017	31-25	.554
NDSU	2018	26-24	.520
NDSU	2019	19-24	.442
NDSU	2020*	8-9	.471
NDSU	2021	42-19	.689
<b>NDSU</b>	<b>14 yrs</b>	<b>341-350</b>	<b>.493</b>
UNM	2022	21-33	.390
UNM	2023	26-25	.541
<b>UNM</b>	<b>2 yrs</b>	<b>47-57</b>	<b>.465</b>
Career	16 yrs	388-407	.490

\*Incomplete season due to COVID-19

League Players of the Week, and 30 Summit League Pitchers of the Week. Under his leadership, Brown has also led players to two Collegiate Baseball Freshmen All-America selections and two College Baseball National Players of the Week.

Not only does Brown produce talent on the field, but also in the classroom. During his tenure at NDSU, Brown has had three NCAA Postgraduate Scholarship Winners, one Senior CLASS Award All-America, one CoSIDA Academic All-America Athlete of the Year, nine CoSIDA Academic All-America selections, 11 CoSIDA Academic All-District selections, one Summit League Scholar-Athlete of the Year, 16 Summit League Academic All-League selections, and was twice honored by NCAA with Public Recognition for perfect APR scores (2012-13 and 2015-16).

The Tucson, Ariz. native, was a left-handed pitcher for the Arizona Wildcats from 1989-94, leading the team in 1992 to a Pac-10 Championship. In 1993 he won six games and saved eight, setting a record with 35 appearances as Arizona fell one game short of Omaha. Brown then made a career out of coaching college ball in the northern tier of the country. He came to NDSU after eight seasons in Ohio as the pitching coach and recruiting coordinator for Bowling Green State University.

During this time, he recruited or helped develop eight players who have reached the major leagues, including former UNM pitching standout Jamie Vermilyea, who played for the Lobos from 2001-03. This list also includes Jay Flaa, who made his MLB debut this year, J.J. Hardy and pitcher Tim Wood from Sabino High School, in Tucson, Ariz., outfielder Shelley Duncan and pitchers Josh Pearce and Ben Diggins at the University of Arizona, and pitcher Burke Badenhop and outfielder Nolan Reimold from Bowling Green.

After two years as the pitching coach at Sabino High School in Tucson, Ariz., Brown began his collegiate coaching career in 1999 as a volunteer assistant for Arizona. He worked with pitchers and catchers and was the first-base coach for the Wildcats, who qualified for an NCAA regional.

Brown was also a head coach for the San Francisco Seals of the California Coastal Collegiate League in the summer of 1999, compiling a 43-29 record and making a fourth-place finish in the National Baseball Congress World Series.

Tod and his wife Janet have a 23-year old son, Brooks, and a 20-year old daughter, Blake.





## MICHAEL LOPEZ

ASSISTANT COACH: PITCHING

Michael Lopez, who previously served as head coach at Howard Community College in Big Spring, Texas, joined the Lobos in the 2021-22 season as a pitching coach. Lopez joined the Lobo squad after spending two seasons at the helm of the Howard program, bolstering a 48-19 overall record.

In the second season with Lopez coordinating UNM's pitching, the team's ERA improved from

9.06 to 5.95 — UNM's lowest since 2016. UNM pitchers under Lopez also posted their lowest WHIP (1.59) since 2015 and fewest walks per nine innings (3.20) since 2014 in the process, with RHP Isaac Gallegos selected in the 2023 MLB Draft following the season's completion.

Under Lopez, two Howard Hawks were named to the 2021 All-Region V Baseball Team, including pitcher Kris Anglin, who led the league in strikeouts (103). Howard's Ethan Coombes was second in the league in strikeouts, retiring 82 throughout the season. Prior to becoming the head coach of the Hawks, Lopez spent three years as an assistant coach under previous head coach, Rob Martinez.

During his time at Howard College, Lopez worked primarily with the pitchers and served as the recruiting coordinator. He has had over 40 players sign with Division I

schools during his tenure, three players sign contracts with professional teams, and three players selected as NJCAA All-Americans.

Lopez originally came to Howard College after a one-year stint with a brand-new NAIA program, Marymount California University (MCU). During his one year at MCU, Lopez was named the associate head coach and helped with day-to-day recruiting. In the first year of the program, Lopez helped the Mariners win the CAL PAC Conference Championship and reach the 2016 West Grouping Championship. Lopez had three players selected to the 2016 All-California Pacific Conference Team while also coaching the CAL PAC conference player of the year and the CAL PAC Freshman of the year.

Prior to coaching at Marymount California University, Lopez was the volunteer assistant coach for two seasons at the University of Arizona under head coach Andy Lopez. Lopez assisted with the pitchers during practices and helped run the bullpen during games. Off the field, his job consisted of preparing scouting reports on opposing teams, directing the Andy Lopez Baseball Camp, and assisting with recruiting. Lopez's collegiate career in baseball includes four years (2009-2012) at the University of Arizona. Lopez was named captain of the 2012 team, which won the NCAA National Championship in Omaha, Nebraska.

Lopez graduated from The University of Arizona in 2013 with a bachelor's degree in family studies.



## MATT RISDON

ASSISTANT COACH / RECRUITING COORDINATOR

Matt Risdon joined the Lobo Family in 2022 as a volunteer assistant coach, and he currently serves recruiting coordinator and assistant coach. Risdon was previously at Lenoir-Rhyne University for three seasons. Risdon was a Division I catcher at Western Illinois for two seasons and served on the coaching staff for the Fighting Leathernecks from August 2015-July 2019.

Last season, Risdon-coached hitters posted

UNM's highest team batting average since 2013 (.328) — good for best in the conference and No. 3 in NCAA D-I — while leading the MWC in OPS, hits, runs, triples, RBI and home runs. The Lobos' .974 fielding percentage in 2022 was the second-best in program history and best in the MWC, and their 48 double plays turned was the most in the conference.

In 2022, Risdon helped Lenoir-Rhyne University to the best season in program history with a 46-13 overall record and a record 25 wins at home. The Bears would post a 19-game winning streak, the longest in program history, and were ranked as high as

No. 11 in the nation. The Bears would capture just the third SAC Tournament title in program history and advanced to just the second NCAA Tournament appearance in team history. Risdon was the catching coach and assisted with hitting and recruiting. In 2022 the Bears broke multiple offensive records such as: home runs, runs, RBIs, walks, HBPs, hits, as well as many other team records. The Bears season was capped off with their senior catcher, Nick Clarno, signing with the Atlanta Braves.

Risdon began his coaching career as the Director of Baseball Operations with WIU in August 2015 and served in that role for one season before being named the program's graduate assistant. After finishing his Master in Sports Management in May 2017, Risdon earned the title of assistant coach and recruiting coordinator prior to the 2018 campaign. Risdon was primarily responsible for catchers and assisted with hitting and infielders while also serving as the third base coach. Risdon helped with defensive positioning and discussed hitting approach with players during game review. Risdon also helped with administrative duties such as: travel, team meals, fundraising, scouting, and monitoring student-athlete academic eligibility.

Risdon played in 40 career games for Western Illinois. He earned his bachelor's degree in exercise science in 2015.



## JUSTIN MITCHELL

ASSISTANT COACH: HITTING

Justin Mitchell joined the Lobo Family in August of 2023 and he serves as assistant coach. He will handle UNM's catchers as well as hitting for head coach Tod Brown.

Mitchell spent the 2023 season as a graduate assistant coach at K-State under Pete Hughes. The 2023 Wildcats went 35-24 and advanced to the semifinals of the Big 12 Championship. His G.A. stint came after he

played one season at K-State, hitting .308 with five homers and 22 RBIs over 52 games, playing catcher as a grad transfer. Mitchell played four seasons at Oklahoma, where he graduated. Over his time he played in 116 games, hitting .261 with two homers and 38 RBIs. He recorded 991 career putouts as a catcher. He graduated from Oklahoma in 2022.



# JORDAN MARTINEZ

RHP • 5-11 • SO.  
Albuquerque, N.M. • Sandia HS



**2023 (FRESHMAN):** In debut collegiate season pitched in five games out of the bullpen...made collegiate debut on Feb. 19 vs. Oregon State...notched first collegiate strikeout on April 12 vs. CSU Pueblo...threw a season-high three innings on March 4 vs. St. Bonaventure...had first shutout appearance with 1 1/3 scoreless frames on April 23 at Air Force.

**SANDIA HS (CLASS OF 2022):** Two-time first team all-state selection...two-time first team all-district selection...four-year letterwinner on the diamond...earned the all-academic award.

## 2023 GAME-BY-GAME

Date	Opponent	GS	IP	H	R	ER	BB	SO	2B	3B	HR	WP	BK	HBP	IBB	Score	W-L	Sv	ERA	NP
2/19/2023	vs Oregon State		0.0	1	3	3	2	0	0	0	0	0	0	0	0	6-14	0-0	0	999.00	16
3/4/2023	ST. BONAVENTURE-1		3.0	5	4	4	0	0	1	0	1	0	0	0	0	8-17	0-0	0	21.00	39
4/12/2023	CSU PUEBLO		0.2	2	1	1	1	1	1	0	0	0	0	0	0	6-8	0-0	0	19.64	19
4/23/2023	at Air Force-2		1.1	0	0	0	1	0	0	0	0	0	0	1	0	8-13	0-0	0	14.40	29
5/2/2023	NEW MEXICO STATE		2.0	2	2	2	1	0	0	1	0	1	0	0	0	14-6	0-0	0	12.86	28
<b>Totals</b>		<b>0</b>	<b>7.0</b>	<b>10</b>	<b>10</b>	<b>10</b>	<b>5</b>	<b>1</b>	<b>2</b>	<b>1</b>	<b>1</b>	<b>1</b>	<b>0</b>	<b>1</b>	<b>0</b>	<b>42-58</b>	<b>0-0</b>	<b>0</b>	<b>12.86</b>	<b>-</b>

## CAREER SUMMARY

Year	era	w-l	app	gs	cq	sho	sv	ip	h	r	er	bb	so	2b	3b	hr	bf	bavg	wp	hbp	bk	sfa	sha
2023	12.86	0-0	5	0	0	0/0	0	7.0	10	10	10	5	1	2	1	1	35	.357	1	1	0	1	0
<b>TOTAL</b>	<b>12.86</b>	<b>0-0</b>	<b>5</b>	<b>0</b>	<b>0</b>	<b>0/0</b>	<b>0</b>	<b>7.0</b>	<b>10</b>	<b>10</b>	<b>10</b>	<b>5</b>	<b>1</b>	<b>2</b>	<b>1</b>	<b>1</b>	<b>35</b>	<b>.357</b>	<b>1</b>	<b>1</b>	<b>0</b>	<b>1</b>	<b>0</b>



# CHASE WEISSENBORN

SS • 5-11 • SR.  
Albuquerque, N.M. • ABQ Academy



**2023 (JUNIOR):** In third season with the Lobos was 1 of 3 players to start all 51 games...batted .291 while reaching base at .360 and slugging .385...totaled 10 doubles, two triples, and one home run...drove in 27 runs and scored 36 times...stole three bases in three attempts...tied for the team lead with three sacrifice flies...led the team with 155 assists defensively...posted a fielding percentage of .963 across 218 chances...had a season-high four hits on three occasions...had a season-high three RBIs on four occasions...racked up a season-high eight total bases with first collegiate home run and two doubles on May 5 at UNLV...had a season-high eight assists on March 10 vs. Air Force...had a season-high five putouts on April 23 at Air Force...helped the Lobos turn 28 double plays.

**2022 (SOPHOMORE):** In second season with the Lobos hit .277 with 18 RBIs...played in 43 games...had seven doubles and a pair of triples...scored 27 runs...had a season-high three hits on May 17 against New Mexico State...posted a .937 fielding percentage in 191 total chances.

**2021 (FRESHMAN):** Saw action in 30 games as a true freshman...posted a slash line of .234/.324/.298...had six doubles and eight RBIs...scored 17 runs...notched first collegiate hit on Feb. 22 at Oregon State...academic all-conference selection.

**ALBUQUERQUE ACADEMY (CLASS OF 2020):** All-state shortstop as a junior...named the district player of the year and all-district as a junior...named district player of the year and first-team shortstop as a junior...honorable mention all-state as a junior...honorable mention all-state as a freshman and first team all-district.

## 2024 GAME-BY-GAME

Date	Opponent	Pos	AB	R	H	RBI	2B	3B	HR	BB	SB	CS	HBP	SAC	SF	GDP	K	PO	A	E	Avg
Feb 16	vs Oregon State	*ss	5	0	1	3	1	0	0	0	0	0	0	0	0	0	2	1	3	1	.200
Feb 17	vs CSU Bakersfield	*ss	3	0	0	0	0	0	0	0	0	0	0	0	0	0	2	4	1	0	.125
Feb 18	vs Minnesota	*ss	3	0	0	0	0	0	0	0	0	0	0	0	0	0	1	3	2	0	.091
Feb 19	vs CSU Bakersfield	*ss	1	0	1	0	1	0	0	0	0	0	0	0	0	0	0	0	0	0	.167
Mar 09	UNLV-1	*ss	4	0	1	0	0	0	0	0	0	0	0	0	0	0	0	0	5	0	.188
Mar 10	UNLV	*ss	3	0	0	0	0	0	0	0	0	0	0	0	0	0	0	0	5	0	.158
Mar 12	at Arizona State	*ss	4	0	1	0	1	0	0	0	0	0	0	0	0	0	2	2	3	0	.174
<b>Totals</b>		<b>7gs</b>	<b>23</b>	<b>0</b>	<b>4</b>	<b>3</b>	<b>3</b>	<b>0</b>	<b>0</b>	<b>0</b>	<b>0</b>	<b>0</b>	<b>0</b>	<b>0</b>	<b>0</b>	<b>0</b>	<b>7</b>	<b>10</b>	<b>19</b>	<b>1</b>	<b>.174</b>

On base pct. .174 • Slugging pct. .304

## CAREER SUMMARY

Year	avg	gp-gs	ab	r	h	2b	3b	hr	rbi	tb	slg%	bb	hbp	so	qdp	ob%	sf	sh	sb-att	po	a	e	fld%
2021	.234	30-28	94	17	22	6	0	0	8	28	.298	11	2	16	3	.324	1	0	3-6	52	65	4	.967
2022	.277	43-38	137	27	38	7	2	0	18	49	.358	14	5	42	0	.358	3	1	1-1	52	128	12	.938
2023	.291	51-51	179	36	52	10	2	1	27	69	.385	19	2	37	3	.360	3	0	3-3	55	155	8	.963
<b>TOTAL</b>	<b>.273</b>	<b>124-117</b>	<b>410</b>	<b>80</b>	<b>112</b>	<b>23</b>	<b>4</b>	<b>1</b>	<b>53</b>	<b>146</b>	<b>.356</b>	<b>44</b>	<b>9</b>	<b>95</b>	<b>6</b>	<b>.351</b>	<b>7</b>	<b>1</b>	<b>7-10</b>	<b>159</b>	<b>348</b>	<b>24</b>	<b>.955</b>



# DEVON DIXON

INF • 6-1 • SR.  
Phoenix, Ariz. • Mountain Pointe



**2023 (JUNIOR):** Started 45 games and played in 49 primarily at second base during debut season with the Lobos...posted a fielding percentage of .971 with 69 putouts and 129 assists...helped the team turn 29 double plays...slashed .274/.346/.445 in 164 at-bats...finished with 10 doubles, six home runs, and 27 RBIs...scored 38 runs...stole a pair of bases...had 13 multi-hit games and seven multi-RBI games...had a season-high three hits on three different occasions...scored a season-high four runs on Feb. 24 vs. Northern Colorado...had a season-high four RBIs on March 18 at Fresno State...racked up a season-high eight total bases on Feb. 24 vs. Northern Colorado...drew a season-high three walks on March 4 vs. St. Bonaventure...hit first home run in a Lobo uniform on Feb. 24 vs. Northern Colorado...had a season-high seven assists on May 12 vs. Nevada.

**2022 (SOPHOMORE, C. ARIZONA COLLEGE):** Saw action in 48 games, posting a .248 batting average...scored 21 runs and drove in 21...stole four bases...had a season-high four hits and four RBIs on March 17 against Frasier Valley.

**2021 (FRESHMAN, C. ARIZONA COLLEGE):** Played in 55 games in debut collegiate season...hit five home runs and drove in 42...posted a slash line of .333/.420/.482...hit 10 doubles...scored 43 runs...stole six bases.

## 2024 GAME-BY-GAME

Date	Opponent	Pos	AB	R	H	RBI	2B	3B	HR	BB	SB	CS	HBP	SAC	SF	GDP	K	PO	A	E	Avg
Feb 16	vs Oregon State	*2b	4	0	0	0	0	0	0	0	0	0	0	0	0	0	1	3	3	0	.000
Feb 17	vs CSU Bakersfield	*2b	3	0	0	0	0	0	0	0	0	0	0	0	0	0	2	1	3	0	.000
Feb 19	vs CSU Bakersfield	*2b/ss	3	1	1	0	0	0	0	0	0	0	0	1	0	0	2	0	4	0	.100
Feb 22	SOUTH DAKOTA STA	*ss	4	2	1	1	1	0	0	0	0	0	0	0	0	0	2	0	2	0	.143
Feb 23	SOUTH DAKOTA STA	*ss	5	0	1	1	0	0	0	0	0	0	0	0	0	0	0	1	0	0	.158
Feb 24	SOUTH DAKOTA STA	*ss	4	1	1	0	0	0	0	0	0	0	0	0	0	0	1	2	4	0	.174
Feb 24	SOUTH DAKOTA STA	*ss	3	1	1	0	0	0	0	0	0	0	1	0	0	1	1	0	1	0	.192
Mar 01	HOFSTRA	*ss	4	2	2	0	1	0	0	1	0	0	0	0	0	0	0	3	2	0	.233
Mar 02	HOFSTRA-1	*ss	4	1	0	0	0	0	0	2	0	0	0	0	0	0	0	3	2	0	.206
Mar 02	HOFSTRA-2	*ss	2	0	1	0	0	0	0	1	0	0	0	0	0	0	0	1	3	1	.222
Mar 03	HOFSTRA	*ss	4	0	0	0	0	0	0	0	0	0	0	0	0	1	2	4	0	0	.200
Mar 05	TEXAS TECH	*ss	4	1	3	0	1	0	0	1	0	0	0	0	0	0	1	2	6	0	.250
Mar 09	UNLV-1	*2b	4	0	0	1	0	0	0	1	0	0	0	0	0	0	2	3	2	0	.229
Mar 09	UNLV-2	*ss	5	3	3	1	0	0	0	2	0	0	0	0	0	0	1	1	4	0	.264
Mar 10	UNLV	*2b	2	1	1	1	0	0	0	1	0	0	0	0	0	0	0	0	2	0	.273
Mar 12	at Arizona State	*2b	3	1	1	4	0	0	1	1	0	0	0	0	0	0	1	0	7	1	.276
Totals		16gs	58	14	16	9	3	0	1	10	0	0	1	1	0	2	16	22	49	2	.276

On base pct. .391 • Slugging pct. .379

## CAREER SUMMARY

Year	avg	gp-gs	ab	r	h	2b	3b	hr	rbi	tb	slg%	bb	hbp	so	gdp	ob%	sf	sh	sb-att	po	a	e	fld%
2021*	.333	55-55	168	43	56	10	0	5	42	81	.482	21	7	43	4	.420	4	4	6-11	75	119	18	.915
2022*	.248	48-48	125	21	31	13	0	1	21	47	.376	12	1	35	4	.310	4	1	4-5	229	44	4	.986
2023	.274	49-45	164	38	45	10	0	6	27	73	.445	16	2	29	5	.346	0	0	2-3	69	129	6	.971
TOTAL	.274	49-45	164	38	45	10	0	6	27	73	.445	16	2	29	5	.346	0	0	2-3	69	129	6	.971
All*	.289	152-148	457	102	132	33	0	12	90	201	.440	49	10	107	13	.365	8	5	12-19	373	292	20	.970







# TYE WOOD

OF • 5-11 • JR.  
Gardner, Kan. • Gardner Edgerton

**2023 (SOPHOMORE, IOWA WESTERN):** Saw action in 44 games, posting a .413 batting average...scored 59 runs and drove in 29...stole a league-leading 23 bases for the second year in a row ... Named First Team All-Region for second consecutive season.

**2022 (FRESHMAN, IOWA WESTERN):** Played in 44 games for Iowa Western, batting .375 on the season with six doubles, four triples and a homer ... stole 23 bases ... drove in 21 runs with a .375/.500/.508 slash line ... Named First Team All-Region following the season's conclusion.

**COACH BROWN ON WOOD:** "He's had a nice spring so far – he's a guy that we expect to see a lot of playing action early."

## 2024 GAME-BY-GAME

Date	Opponent	Pos	AB	R	H	RBI	2B	3B	HR	BB	SB	CS	HBP	SAC	SF	GDP	K	PO	A	E	Avg
Feb 16	vs Oregon State	*of	3	1	1	0	0	0	0	0	0	0	1	0	0	0	1	0	0	0	.333
Feb 18	vs Minnesota	*of	3	1	1	0	0	0	0	1	0	0	1	0	0	0	0	0	0	0	.333
Feb 19	vs CSU Bakersfield	*of/of	2	1	1	0	0	0	0	2	0	0	0	0	0	0	0	1	0	0	.375
Feb 22	SOUTH DAKOTA STA	*of	3	1	1	0	0	0	0	1	1	0	0	0	0	0	1	2	0	0	.364
Feb 23	SOUTH DAKOTA STA	pr	0	1	0	0	0	0	0	0	0	0	0	0	0	0	0	0	0	0	.364
Feb 24	SOUTH DAKOTA STA	*of	4	0	1	1	1	0	0	1	0	0	0	0	0	0	2	0	0	0	.333
Feb 24	SOUTH DAKOTA STA	*of	1	2	1	1	0	0	0	2	1	0	1	0	0	0	0	6	0	0	.375
Mar 02	HOFSTRA-1	pr/of	1	1	0	0	0	0	0	0	1	0	0	0	0	0	1	1	0	0	.353
Mar 02	HOFSTRA-2	*of	3	1	1	1	0	0	1	1	0	1	0	0	0	0	1	0	0	0	.350
Mar 03	HOFSTRA	*of	2	1	2	4	0	0	1	1	0	0	1	0	0	0	0	4	1	1	.409
Mar 05	TEXAS TECH	*of	4	2	1	0	0	0	0	1	2	0	0	0	0	0	2	3	0	1	.385
Mar 09	UNLV-1	*of	3	1	2	2	1	0	0	1	0	0	1	0	0	0	0	2	0	0	.414
Mar 09	UNLV-2	*of	4	4	3	2	1	0	0	3	0	0	1	0	0	0	1	3	0	0	.455
Mar 10	UNLV	*of	3	1	1	0	1	0	0	1	0	0	0	0	0	0	0	0	0	0	.444
Mar 12	at Arizona State	*of	1	2	0	0	0	0	0	2	2	0	1	0	0	0	1	0	0	1	.432
Totals		13gs	37	20	16	11	4	0	2	17	7	1	7	0	0	0	10	22	1	3	.432

On base pct. .656 • Slugging pct. .703



# COOPER BRASS

INF • 5-10 • FR.  
Chandler, Ariz. • Hamilton



**HAMILTON HS (CLASS OF 2023):** Two-time 6A State Champion ... 1st Team All-Arizona, 1st Team All State 6A, 1st Team All Region, 1st Team All District ... Hit .415 his senior year with a .516 OBP and 1.050 OPS, only striking out five times all season.



# BRIAN MCBROOM

RHP • 6-0 • JR.  
Oakley, Calif. • Freedom HS



**2023 (JUNIOR):** In second season with the Lobos led the team with 25 appearances all out of the bullpen...led the team and ranked seventh in the conference with three saves...struck out 39 hitters in 40 2/3 innings pitched...held an ERA of 5.53...earned four victories on the season...threw a season-high 4 2/3 innings on May 12 vs. Nevada...had a season-high six strikeouts on Feb. 17 vs. Oregon State and on April 6 vs. San Jose State...allowed zero or one earned runs in 20 of 25 appearances...had 12 shutout appearances including five in-a-row from March 17 to March 28...had a scoreless inning streak of 8 1/3.

**2022 (SOPHOMORE):** Key relief arm in first season with the Lobos...pitched in 17 games out of the bullpen...earned two saves...logged 39 innings while striking out 28 and walking just 10...earned two wins on the season...posted an ERA of 6.23...had a season-high four strikeouts on March 13 against Fresno State, and earned first collegiate win...earned first collegiate save on March 11 against Fresno State...threw a season-high four innings on two occasions...academic all-conference selection.

**2021 (FRESHMAN, HOWARD COLLEGE):** Pitched in four games in first collegiate season...totaled 7 2/3 innings, striking out seven hitters.

**FREEDOM HS (CLASS OF 2020):** First-team all-BVAL selection in 2019...graduated in the spring of 2020.

## 2024 GAME-BY-GAME

Date	Opponent	GS	IP	H	R	ER	BB	SO	2B	3B	HR	WP	BK	HBP	IBB	Score	W-L	Sv	ERA	NP
Feb 17	vs CSU Bakersfield		1.1	0	0	0	0	2	0	0	0	0	0	0	0	4-3	0-0	1	0.00	13
Feb 23	SOUTH DAKOTA STA		2.0	4	2	2	0	3	1	0	1	0	0	0	0	12-11	1-0	1	5.40	38
Mar 02	HOFSTRA-1		1.0	2	1	1	0	0	0	0	1	0	0	0	0	15-16	1-0	1	6.23	18
Mar 03	HOFSTRA		1.0	0	0	0	0	1	0	0	0	0	0	0	0	9-6	1-0	2	5.06	16
Mar 09	UNLV-1		2.0	5	4	4	1	0	1	0	0	0	1	1	0	7-6	1-0	2	8.59	46
Mar 12	at Arizona State		1.0	0	0	0	0	2	0	0	0	0	0	0	0	6-4	1-0	3	7.56	13
Totals		0	8.1	11	7	7	1	8	2	0	2	0	1	1	0	53-46	1-0	3	7.56	-

## CAREER SUMMARY

Year	IP	ERA	W	L	SV	GS	CG	SHO	IP	H	R	ER	BB	SO	2B	3B	HR	WP	BK	HBP	IBB	Score	W-L	Sv	ERA	NP	
2021*	12.0	6.0	4	0	0	0	0	0	11	72	13	11	11	5	7	1	1	1	0	0	0	0	591	11	11	11	11
2022	6.23	2-2	17	0	0	0	0	1	3	39	52	34	27	10	20	12	3	5	104	321	3	9	1	2	1		
2023	5.53	4-2	25	0	0	0	1	3	40	47	28	25	11	38	14	2	3	182	298	1	5	2	2	2			
TOTAL	5.87	6-4	46	0	0	0	2	6	79	99	62	52	21	67	26	5	5	365	305	4	14	2	4	3			
AVG	5.49	6-4	46	0	0	0	2	6	87.1	112	73	63	26	74	26	5	9	365	324	4	14	2	4	3			



# DEREK MONTIJO

INF/OF • 6-0 • FR.  
Rio Rico, Ariz. • Nogales HS



**NOGALES HS (CLASS OF 2023):** 1st Team All Region, 2nd Team All Conference, 5A State Runner Up ... batted .383 in his senior season.



# KONNER KINKADE

INF • 5-10 • SR.  
Pullman, Wash. • Pullman HS



**2023 (JUNIOR):** In debut season with the Lobos played in 35 games and earned 10 starts in the infield...batted .268 in 56 at-bats with four doubles and two home runs...supplied a walk-off sacrifice fly on April 11 vs. CSU Pueblo...connected on first collegiate home run on April 7 vs. San Jose State...reached base at a clip of .425 and slugged .446...matched season high of two hits on two occasions...had a career-high eight assists on March 28 vs. Texas Tech...had a season-high four putouts on April 2 vs. San Diego State...drove in 12 runs and crossed the plate 13 times...posted a fielding percentage of .944 with 30 putouts, 38 assists, and four errors...had a hand in 11 of the Lobos' 48 double plays.

**2022 (SOPHOMORE, CSU BAKERSFIELD):** Made 15 appearances and two starts, contributing mainly as a pinch hit option off the CSUB bench...Finished 5-for-22 with a double and a pair of RBI...Walked three times, was hit twice for a .370 on-base percentage and scored four runs...Drove in a run with a pinch-hit single in the team's win at Fresno State...Plated the winning run with an RBI ground out in a 2-1 victory over Pacific...2-for-4 in series at UC Santa Barbara.

**2021 (FRESHMAN, CSU BAKERSFIELD):** Made two appearances and one start during freshman campaign...Made first-career start at Santa Clara on Mar. 7.

**PULLMAN HS (CLASS OF 2019):** Named team and Great Northern League MVP as a senior...Led team to league championships in 2018 and 2019...Earned All-State accolades in 2019...Also competed in football and basketball...Named League MVP and earned All-State selection in football during senior season.

## 2024 GAME-BY-GAME

Date	Opponent	Pos	AB	R	H	RBI	2B	3B	HR	BB	SB	CS	HBP	SAC	SF	GDP	K	PO	A	E	Avg
Feb 16	vs Oregon State	ph	0	0	0	0	0	0	0	1	0	0	0	0	0	0	0	0	0	0	.000
Feb 17	vs CSU Bakersfield	*of	3	0	1	0	0	0	0	0	0	0	0	0	0	0	1	2	0	0	.333
Feb 18	vs Minnesota	*2b	4	0	0	0	0	0	0	0	0	0	0	0	0	0	1	2	2	0	.143
Feb 19	vs CSU Bakersfield	pr/2b	3	2	1	2	0	0	0	0	0	0	0	0	0	0	0	1	1	0	.200
Feb 22	SOUTH DAKOTA STA	*2b	3	2	1	0	0	0	0	1	0	0	0	0	0	0	1	1	2	0	.231
Feb 23	SOUTH DAKOTA STA	2b	1	0	1	1	0	0	0	0	0	0	0	0	0	0	0	0	0	0	.286
Feb 24	SOUTH DAKOTA STA	*2b	3	1	2	1	0	0	0	1	0	0	0	0	1	0	0	2	4	0	.353
Feb 24	SOUTH DAKOTA STA	*2b	3	1	2	3	0	0	0	2	0	0	0	0	0	0	1	2	1	0	.400
Mar 01	HOFSTRA	*2b	6	1	2	1	1	0	0	0	0	0	0	0	0	0	1	2	5	1	.385
Mar 02	HOFSTRA-1	*2b	3	0	0	1	0	0	0	2	0	0	1	0	1	0	1	1	4	0	.345
Mar 02	HOFSTRA-2	*2b	3	0	0	0	0	0	0	0	0	0	0	0	0	0	3	0	1	1	.312
Mar 03	HOFSTRA	pr/2b	0	0	0	0	0	0	0	0	0	0	0	0	0	0	0	1	1	0	.312
Mar 05	TEXAS TECH	*2b	5	0	2	4	0	0	0	0	0	0	0	0	0	0	0	4	2	0	.324
Mar 09	UNLV-2	*2b	3	3	2	2	0	0	0	0	0	0	2	0	0	0	0	1	2	1	.350
Mar 10	UNLV	pr	0	0	0	0	0	0	0	0	0	0	0	0	0	0	0	0	0	0	.350
Totals		10gs	40	10	14	15	2	0	0	7	0	0	3	0	2	0	9	19	25	3	.350

On base pct. .462 • Slugging pct. .400

## CAREER SUMMARY

Year	avg	qp-gs	ab	r	h	2b	3b	hr	rbi	tb	slg%	bb	hbp	so	qdp	ob%	sf	sh	sb-alt	po	a	e	fld%
2020*	.000	2-1	6	0	0	0	0	0	0	0	.000	0	0	2	0	.000	0	0	0-0	1	1	1	.667
2021*	.227	15-2	22	4	5	1	0	0	2	6	.273	3	2	5	0	.370	0	0	0-0	2	0	0	1.000
2022*	.283	30-30	99	17	28	9	2	0	9	41	.414	10	2	16	2	.354	2	1	0-3	107	36	3	.979
2023	.268	35-10	56	13	15	4	0	2	12	25	.446	15	1	8	1	.425	1	0	0-0	30	38	4	.944
TOTAL	.268	35-10	56	13	15	4	0	2	12	25	.446	15	1	8	1	.425	1	0	0-0	30	38	4	.944
All*	.262	82-43	183	34	48	14	2	2	23	72	.393	28	5	31	3	.370	3	1	0-3	140	75	8	.964



# JOSH MCALISTER

INF • 6-2 • JR.  
Homewood, Ill. • Homewood HS

# 9

**2023 (SOPHOMORE, OHIO STATE):** Played in 36 games and started in 35 ... Batted .200 with 26 runs scored, 22 hits, four homeruns and 18 RBIs ... Went 8-for-9 in stolen bases ... Had a season-high three RBIs three times.

**2022 (FRESHMAN, OHIO STATE):** Played in 18 games during his freshman campaign, starting 11 of them at shortstop. Batted .257 with three doubles and nine runs scored across 35 at-bats, reaching base at a .447 clip ... In games he played from March 11 at West Virginia through April 1 against Nebraska, McAlister had a five-game hit streak ... On May 19 against Cincinnati, McAlister had two doubles and an RBI in the 5-3 win.

**COACH BROWN ON MCALISTER:** "Very athletic, good defensive player; has some juice in his bat and can hit doubles and home runs. He brings some experience at the Division I level coming in."

## 2024 GAME-BY-GAME

Date	Opponent	Pos	AB	R	H	RBI	2B	3B	HR	BB	SB	CS	HBP	SAC	SF	GDP	K	PO	A	E	Avg
Feb 16	vs Oregon State	*3b	4	1	2	1	0	0	0	0	0	0	0	0	0	0	1	0	1	0	.500
Feb 17	vs CSU Bakersfield	*3b	4	1	1	1	0	0	1	0	0	0	0	0	0	0	0	0	0	0	.375
Feb 18	vs Minnesota	*3b/ss	3	0	0	0	0	0	0	1	0	0	0	0	0	0	2	0	3	0	.273
Feb 19	vs CSU Bakersfield	*3b	3	1	1	0	0	0	0	1	2	0	0	0	0	0	1	0	2	0	.286
Feb 22	SOUTH DAKOTA STA	*3b	5	0	1	0	0	0	0	0	0	0	0	0	0	0	2	0	1	0	.263
Feb 23	SOUTH DAKOTA STA	*3b	5	1	1	0	0	0	0	1	0	0	0	0	0	0	0	1	2	1	.250
Feb 24	SOUTH DAKOTA STA	*3b	4	1	2	1	0	0	0	0	1	0	0	1	0	0	0	1	2	0	.286
Feb 24	SOUTH DAKOTA STA	*3b	3	1	0	0	0	0	0	0	0	0	1	0	0	1	0	0	0	0	.258
Mar 01	HOFSTRA	*3b	3	1	0	0	0	0	0	1	0	0	0	0	0	0	1	0	0	0	.235
Mar 02	HOFSTRA-1	*3b	7	1	3	4	1	1	0	0	0	0	0	0	0	0	3	1	1	0	.268
Mar 02	HOFSTRA-2	3b	0	0	0	0	0	0	0	0	0	0	0	0	0	0	0	0	0	0	.268
Mar 03	HOFSTRA	*3b	3	1	2	0	1	0	0	1	0	0	0	0	0	0	0	0	1	0	.295
Totals		11gs	44	9	13	7	2	1	1	5	3	0	1	1	0	1	10	3	13	1	.295

## CAREER SUMMARY

Year	avg	gp-gs	ab	r	h	2b	3b	hr	rbi	tb	slg%	bb	hbp	so	gdp	ob%	sf	sh	sb-att	po	a	e	fld%
2022	.257	18-11	35	9	9	3	0	0	2	12	.343	8	4	11	1	.447	0	1	0-0	12	15	7	.794
2023	.200	36-35	110	26	22	1	2	4	18	39	.355	25	4	32	0	.364	1	2	8-9	63	83	7	.954
TOTAL	.214	54-46	145	35	31	4	2	4	20	51	.352	33	8	43	1	.385	1	3	8-9	75	98	14	.925



# AUSTIN MUNGUIA

C • 5-10 • JR.  
Round Rock, Texas • Round Rock HS

# 10

**2023 (SOPHOMORE, CISCO COLLEGE):** Hit .396 on the season as a sophomore, finishing the season with 44 hits, six doubles, two triples, four homers and 34 RBI while drawing 13 walks and stealing three bases.

**2022 (FRESHMAN, NAVARRO COLLEGE):** Played in five games, finishing the season with four hits and an RBI for a .286 batting average.

## 2024 GAME-BY-GAME

Date	Opponent	Pos	AB	R	H	RBI	2B	3B	HR	BB	SB	CS	HBP	SAC	SF	GDP	K	PO	A	E	Avg
Feb 18	vs Minnesota	pr/c	0	0	0	0	0	0	0	0	0	0	0	0	0	0	0	2	0	0	.000
Mar 09	UNLV-2	c	1	0	1	0	0	0	0	0	0	0	0	0	0	0	0	2	0	0	1.000
Totals		0gs	1	0	1	0	0	0	0	0	0	0	0	0	0	0	0	4	0	0	1.000

On base pct. 1.000 • Slugging pct. 1.000



# SEAN STEPHENS

OF • 5-11 • SR.  
Forney, Texas • Forney HS



**2023 (JUNIOR):** In second season with the Lobos played in 37 games and made 10 starts primarily in center field...batted .349 in 63 at-bats with five doubles, one triple, and one home run...reached base at a clip of .388 and slugged .508...stole four bases in six attempts...committed just one error in 43 chances for a fielding percentage of .977...scored 11 runs and drove in eight...had a season-high three hits on April 25 at Arizona and April 29 vs. Fresno State...sent the Lobos home victorious with a walk-off single on Feb. 20 against Minnesota...had a season-high five putouts on April 25 at Arizona and May 19 at San Diego State.

**2022 (SOPHOMORE):** In first season with the Lobos saw action in 37 games primarily as the right fielder...led the team with six stolen bases...had four doubles and three home runs...drove in 14 runs...batted .277 and scored 31 runs...had a season-high five hits and four RBIs on May 7 at Nevada...academic all-conference selection.

**2021 (FRESHMAN, ODESSA COLLEGE):** Played in 42 games in second season...posted a slash line of .349/.433/.530...racked up eight doubles, two triples, and five home runs...drove in 33 runs...led the team with 15 stolen bases...ranked third on the team with 42 runs scored...had a season-high five RBIs on April 27 against Midland.

**2020 (COVID FRESHMAN, ODESSA COLLEGE):** In his debut collegiate season played in 22 games before the coronavirus pandemic canceled the campaign...batted .414 with three doubles, three triples, and one home run...ranked third on the team with 20 RBIs and 25 runs scored...stole seven bases...put together an OPS of 1.052...picked up first collegiate hit in first game on Feb. 1 against Cisco College...hit first collegiate home run on Feb. 8 against Western Oklahoma State.

**FORNEY HS (CLASS OF 2019):** As a senior in 2019 batted .420 while striking out just seven times in 117 plate appearances...helped the team to a runner-up finish at the state tournament in 2018...collected 42 stolen bases in prep career...also competed in football, where he was a first team all-district running back...member of the National Honor Society and was in the top-10 percent of his school academically.

## 2024 GAME-BY-GAME

Date	Opponent	Pos	AB	R	H	RBI	2B	3B	HR	BB	SB	CS	HBP	SAC	SF	GDP	K	PO	A	E	Avg
Feb 16	vs Oregon State	*of	4	1	2	0	0	0	0	0	0	0	0	0	0	0	0	1	0	0	.500
Feb 17	vs CSU Bakersfield	*of	4	0	0	0	0	0	0	0	0	0	0	0	0	0	0	2	0	0	.250
Feb 19	vs CSU Bakersfield	*of	3	0	1	0	0	0	0	2	0	0	0	0	0	0	0	4	0	0	.273
Feb 22	SOUTH DAKOTA STA	*of	3	0	1	2	0	1	0	1	0	0	0	0	0	0	1	0	0	0	.286
Feb 23	SOUTH DAKOTA STA	*of	3	2	3	0	1	1	0	2	1	0	0	0	0	0	0	3	0	0	.412
Feb 24	SOUTH DAKOTA STA	*of	3	0	0	0	0	0	0	1	0	0	0	0	0	0	0	1	0	0	.350
Feb 24	SOUTH DAKOTA STA	*of	4	0	2	2	0	0	0	0	1	1	0	0	0	1	0	1	0	0	.375
Mar 01	HOFSTRA	*of	4	1	3	2	0	0	0	1	3	0	0	0	0	0	0	3	0	0	.429
Mar 02	HOFSTRA-1	*of	3	2	1	0	0	0	0	2	0	0	1	0	0	0	0	4	0	0	.419
Mar 02	HOFSTRA-2	*of	4	1	2	0	0	0	0	0	0	0	0	0	0	0	2	1	0	0	.429
Mar 03	HOFSTRA	*of	5	2	2	0	0	0	0	0	1	1	0	0	0	0	0	2	0	0	.425
Mar 05	TEXAS TECH	*of	5	1	2	2	0	0	0	1	2	0	0	0	0	0	1	3	0	0	.422
Mar 10	UNLV	of	0	0	0	0	0	0	0	0	0	0	0	0	0	0	0	0	0	0	.422
Mar 12	at Arizona State	*of	5	0	1	0	0	0	0	0	0	1	0	0	0	0	2	2	0	0	.400
Totals		13gs	50	10	20	8	1	2	0	10	8	3	1	0	0	1	6	27	0	0	.400

On base pct. .508 • Slugging pct. .500

## CAREER SUMMARY

Year	avg	gp-gs	ab	r	h	2b	3b	hr	rbi	tb	slg%	bb	hbp	so	gdp	ob%	sf	sh	sb-att	po	a	e	fld%
2020*	.414	22-22	70	25	29	3	3	1	20	41	.586	8	2	8	0	.476	2	0	7-8	27	0	1	.964
2021*	.349	42-42	149	42	52	8	2	5	33	79	.530	17	5	22	0	.433	0	0	15-18	82	43	8	.940
2022	.277	37-25	112	31	31	4	0	3	14	44	.393	14	2	30	0	.364	1	1	6-7	62	1	2	.969
2023	.349	37-10	63	11	22	5	1	1	8	32	.508	3	1	11	0	.388	0	0	4-6	41	1	1	.977
TOTAL	.303	74-35	175	42	53	9	1	4	22	76	.434	17	3	41	0	.372	1	1	10-13	103	2	3	.972
All*	.340	138-99	394	109	134	20	6	10	75	196	.497	42	10	71	0	.414	3	1	32-39	212	45	12	.955





# WILL ASBY

OF • 5-11 • SR.  
Sacramento, Calif. • Jesuit HS

# 12

**2023 (JUNIOR, SAN FRANCISCO):** Played in 41 games and started 38 ... batted .263 on the season with 40 hits, 10 doubles, a triple and seven homers while driving in 26 RBI ... Posted a .982 fielding percentage in the outfield.  
**2022 (SOPHOMORE, SACRAMENTO CITY COLLEGE):** Appeared in 34 games, batting .316 on the season ... Posted a slash line of .316/.401/.470 with 4 home runs and a team-high 26 RBI to go along with 20 runs scored, 15 walks and two stolen bases.  
**2021 (FRESHMAN, SACRAMENTO CITY COLLEGE):** Played in 11 games in his first collegiate season, driving in five runs on three hits.

## 2024 GAME-BY-GAME

Date	Opponent	Pos	AB	R	H	RBI	2B	3B	HR	BB	SB	CS	HBP	SAC	SF	GDP	K	PO	A	E	Avg	
Feb 16	vs Oregon State	ph	1	0	0	0	0	0	0	0	0	0	0	0	0	0	0	0	0	0	0	.000
Feb 17	vs CSU Bakersfield	*of	3	2	3	3	0	0	2	0	0	0	0	0	0	0	0	3	0	0	0	.750
Feb 18	vs Minnesota	*of	2	0	0	0	0	0	0	2	0	0	0	0	0	0	0	2	0	0	0	.500
Feb 19	vs CSU Bakersfield	*of	4	0	1	1	0	0	0	0	0	0	0	0	0	0	1	1	0	0	0	.400
Feb 22	SOUTH DAKOTA STA	*dh	5	0	0	0	0	0	0	0	0	0	0	0	0	0	1	0	0	0	0	.267
Feb 23	SOUTH DAKOTA STA	*of	4	0	1	0	0	0	0	2	0	0	0	0	0	0	0	2	0	0	0	.263
Feb 24	SOUTH DAKOTA STA	ph	1	0	1	1	0	0	0	0	0	0	0	0	0	0	0	0	0	0	0	.300
Feb 24	SOUTH DAKOTA STA	*of	3	2	2	4	1	0	1	2	0	0	0	0	0	0	0	1	0	0	0	.348
Mar 01	HOFSTRA	*of	5	1	1	2	0	0	1	1	0	0	0	0	0	0	1	0	0	0	0	.321
Mar 02	HOFSTRA-1	*of	4	2	0	1	0	0	0	1	0	0	1	0	0	0	0	3	0	0	0	.281
Mar 02	HOFSTRA-2	*of	4	4	4	0	2	0	0	0	0	0	0	0	0	0	0	0	0	0	0	.361
Mar 03	HOFSTRA	*of	4	0	0	2	0	0	0	0	0	0	0	0	1	0	0	2	0	0	0	.325
Mar 05	TEXAS TECH	*dh	4	0	1	0	1	0	0	0	0	0	1	0	0	0	0	0	0	0	0	.318
Mar 09	UNLV-1	*of	5	0	0	0	0	0	0	0	0	0	0	0	0	0	0	1	0	0	0	.286
Mar 09	UNLV-2	*of	6	4	4	9	3	0	1	1	0	0	1	0	0	0	1	3	0	0	0	.327
Mar 10	UNLV	*of	4	1	1	0	0	0	0	0	0	0	0	0	0	0	0	3	0	0	0	.322
Mar 12	at Arizona State	*dh/of	5	0	0	0	0	0	0	0	0	0	0	0	0	0	2	0	0	0	0	.297
Totals		15gs	64	16	19	23	7	0	5	9	0	0	3	0	1	0	6	21	0	0	0	.297

On base pct. .403 • Slugging pct. .641

## CAREER SUMMARY (SAN FRANCISCO 2023)

	AVG	GP	GS	AB	R	H	2B	3B	HR	RBI	SLG%	BB	HBP	SO	GDP	OB%	SF	SH	SB
2023	.263	41	38	152	20	40	10	1	7	26	.480	16	3	33	7	.341	2	0	2



# BRETT RUSSELL

RHP • 6-0 • SR.  
Enid, Okla. • Enid HS

# 13

**2023 (JUNIOR):** Voted team captain by players...in second season with Lobos pitched in five games out of the bullpen...totaled 5 2/3 innings pitched...struck out seven hitters...threw a season-high 2 1/3 innings on Feb. 19 vs. Oregon State...threw one shutout inning at Grand Canyon on March 14...had a season-high three strikeouts on April 8 vs. San Jose State.

**2022 (SOPHOMORE):** In first season on the Lobo staff pitched in 15 games and led the team with 14 starts...ranked second on the team with 59 innings pitched and 46 strikeouts...earned first win as a Lobo on March 26 at Air Force...had a season-high eight strikeouts on March 5 at San Jose State...academic all-conference selection...named a Mountain West Scholar Athlete.

**2021 (FRESHMAN, SEMINOLE STATE COLLEGE):** Pitched in 14 games, making 11 starts and picking up five wins in second collegiate season...logged 55 innings while striking out 77 for an average of 12.6 strikeouts per game...reached double-figure strikeouts on two occasions, including a season-high 13 strikeouts on March 11 against Northeastern Oklahoma A&M...threw a season-high 6 2/3 innings on April 1 against Connors State College...NJCAA Academic All-American for the second straight season.

**2020 (COVID FRESHMAN, SEMINOLE STATE COLLEGE):** Pitched in seven games during the coronavirus-shortened 2020 season...made six starts and collected three wins...struck out 46 hitters in 29 innings, for a strikeout-per-game rate of 14.28...named an NJCAA Academic All-American.

**ENID HS (CLASS OF 2019):** Helped his team to the 2018 Class 6A district championship...graduated in the spring of 2019.

## 2024 GAME-BY-GAME

Date	Opponent	GS	IP	H	R	ER	BB	SO	2B	3B	HR	WP	BK	HBP	IBB	Score	W-L	Sv	ERA	NP
Feb 22	SOUTH DAKOTA STA		5.0	2	4	2	0	8	1	0	0	1	0	1	0	5-11	0-0	0	3.60	74
Mar 02	HOFSTRA-2	*	5.0	8	7	7	3	3	3	0	1	0	0	0	0	11-7	1-0	0	8.10	96
Mar 09	UNLV-2		3.0	7	8	8	2	2	2	1	1	3	0	0	0	31-15	1-0	0	11.77	71
Totals		1	13.0	17	19	17	5	13	6	1	2	4	0	1	0	47-33	1-0	0	11.77	-

## CAREER SUMMARY

Year	era	w-l	app	qs	cq	sho	sv	ip	h	r	er	bb	so	2b	3b	hr	bf	bavq	wp	hbp	bk	sfa	sha
2020*	3.41	3-0	7	6	0	0/0	0	29.0	19	13	11	20	46	1	0	1	0	.213	2	1	2	0	0
2021*	6.38	5-5	14	11	0	0/0	0	55.0	50	59	39	34	77	0	0	7	0	.287	6	8	1	0	0
2022	8.69	1-6	15	14	0	0/0	0	59.0	107	69	57	29	46	25	2	9	317	.386	9	6	1	2	3
2023	17.47	0-1	5	0	0	0/0	0	5.2	16	12	11	4	7	3	1	3	37	.500	0	0	0	1	0
TOTAL	9.46	1-7	20	14	0	0/0	0	64.2	123	81	68	33	53	28	3	12	354	.398	9	6	1	3	3
All*	7.14	9-12	41	31	0	0/0	0	148.2	192	153	118	87	176	29	3	20	354	.336	17	15	4	3	3



# AKILI CARRIS

INF • 6-2 • SO.  
Albuquerque, N.M. • La Cueva HS

# 14

**2023 (FRESHMAN):** In debut collegiate season saw action in eight games coming off the bench...picked up first collegiate hit in career debut on Feb. 24 vs. Northern Colorado...went 1-for-7 on the season...scored a pair of runs...made a season-high four defensive plays on Feb. 24 vs. Northern Colorado... Represented Greece at the Euro Baseball Championships in fall of '23,  
**LA CUEVA HS (CLASS OF 2022):** Helped team to a state championship in 2021...two-time first-team all-state and all-district shortstop...two-time Albuquerque Metro Player of the Year...named the 2022 district player of the year...two-time first-team all-academic...as a senior in 2022 hit .495 with seven home runs, 15 doubles, and 38 RBIs...reached base at a clip of .564...as a junior in 2021 hit .456 with 10 doubles, 34 RBIs, and a .512 on-base percentage...named the La Cueva male science student of the year in 2022...also competed for the Albuquerque Baseball Academy.

## 2024 GAME-BY-GAME

Date	Opponent	Pos	AB	R	H	RBI	2B	3B	HR	BB	SB	CS	HBP	SAC	SF	GDP	K	PO	A	E	Avg
Mar 05	TEXAS TECH	*3b	5	1	1	1	1	0	0	0	0	0	0	0	0	0	3	0	1	0	.200
Mar 09	UNLV-1	*3b	3	1	2	2	1	0	0	1	0	0	0	0	0	0	0	2	4	0	.375
Mar 09	UNLV-2	*3b	5	4	3	3	0	0	0	1	0	0	0	1	1	0	0	2	0	0	.462
Mar 10	UNLV	*3b	3	0	1	1	0	0	0	0	0	0	0	0	0	1	0	3	3	0	.438
Mar 12	at Arizona State	*3b	4	0	0	0	0	0	0	0	0	0	0	0	0	0	3	0	0	0	.350
Totals		5gs	20	6	7	7	2	0	0	2	0	0	0	1	1	1	6	7	8	0	.350

On base pct. .391 • Slugging pct. .450

## CAREER SUMMARY

Year	avg	gp-gs	ab	r	h	2b	3b	hr	rbi	tb	slg%	bb	hbp	so	gdp	ob%	sf	sh	sb-att	po	a	e	fld%
2023	.143	8-0	7	2	1	0	0	0	0	1	.143	0	1	2	0	.250	0	0	0-0	2	4	1	.857
TOTAL	.143	8-0	7	2	1	0	0	0	0	1	.143	0	1	2	0	.250	0	0	0-0	2	4	1	.857



# KHALIL WALKER

OF • 5-10 • JR.  
Mansfield, Texas • Timberview HS

# 15

**2022-23 (FRESHMAN/SOPHOMORE, EASTERN ARIZONA COLLEGE):** First Team All ACCAC 2022 & 2023. Second Team NJCAA All Region 2022 & 2023. Arizona NJCAA Gold Glove 2022 & 2023.  
**MANSFIELD TIMBERVIEW HS (CLASS OF 2021):** District 5-5A Offensive MVP following 2021 season... great that spring.

## 2024 GAME-BY-GAME

Date	Opponent	Pos	AB	R	H	RBI	2B	3B	HR	BB	SB	CS	HBP	SAC	SF	GDP	K	PO	A	E	Avg
Feb 16	vs Oregon State	*of	2	1	0	0	0	0	0	3	0	1	0	0	0	0	0	1	0	0	.000
Feb 17	vs CSU Bakersfield	of	0	0	0	0	0	0	0	0	0	0	0	0	0	0	0	2	0	0	.000
Feb 18	vs Minnesota	*of	4	1	1	0	1	0	0	1	0	0	0	0	0	0	0	0	0	0	.167
Feb 19	vs CSU Bakersfield	of	1	0	0	0	0	0	0	0	0	0	0	0	0	0	1	0	0	0	.143
Feb 22	SOUTH DAKOTA STA	*of	4	0	1	1	0	0	0	1	0	0	0	0	0	0	2	3	0	0	.182
Feb 23	SOUTH DAKOTA STA	*of	4	3	2	1	0	0	0	2	0	0	0	0	0	0	0	1	0	0	.267
Feb 24	SOUTH DAKOTA STA	*of	4	1	1	0	0	0	0	1	0	0	0	0	0	0	0	3	0	0	.263
Mar 01	HOFSTRA	*of	5	1	2	2	0	0	0	0	0	0	0	0	0	0	0	2	0	0	.292
Mar 02	HOFSTRA-1	*of	4	2	1	0	0	0	0	2	0	1	0	0	0	0	1	4	0	1	.286
Mar 05	TEXAS TECH	*of	3	2	1	1	0	0	0	2	0	0	0	0	0	0	0	5	0	0	.290
Mar 09	UNLV-1	*of	5	0	2	1	1	0	0	0	0	0	0	0	0	0	1	3	0	0	.306
Mar 09	UNLV-2	*of	6	5	5	3	0	0	0	1	0	0	0	0	1	0	0	0	0	0	.381
Mar 10	UNLV	*of/of	3	2	2	0	1	0	0	1	0	0	0	0	0	0	0	6	0	0	.400
Mar 12	at Arizona State	*of	5	0	2	0	0	0	0	0	1	0	0	0	0	0	1	2	0	0	.400
Totals		12gs	50	18	20	9	3	0	0	14	1	2	0	0	1	0	8	32	0	1	.400

On base pct. .523 • Slugging pct. .460



# CRISTIAN MOGEN

INF/RHP • 6-0 • FR.  
Peoria, Ariz. • Centennial HS

# 17

**CENTENNIAL HS (CLASS OF 2023):** 1st Team All-Region, 1st Team All-State ... Led a 22-win Centennial team with .462 batting average, 40 runs scored, 37 hits, 30 RBI to go with a 7-2 record and 1.52 ERA on the mound.

## 2024 GAME-BY-GAME

Date	Opponent	GS	IP	H	R	ER	BB	SO	2B	3B	HR	WP	BK	HBP	IBB	Score	W-L	Sv	ERA	NP
Feb 19	vs CSU Bakersfield		2.0	2	0	0	0	0	1	0	0	0	0	0	0	6-2	1-0	0	0.00	26
Totals		0	2.0	2	0	0	0	0	1	0	0	0	0	0	0	6-2	1-0	0	0.00	-



# JAKE HOLLAND

C • 6-4 • SR.  
Orlando, Fla. • Montverde Academy

# 18

**2023 (JUNIOR):** In first season with the Lobos earned mention on the Buster Posey National Collegiate Catcher of the Year Award watch list...started 34 games and played in 41 behind the plate...ranked third on the team and fifth in the conference with 12 home runs...ranked third on the team and fifth in the conference with a slugging percentage of .633...reached base at a clip of .371...hit a walk-off home run on March 28 vs. Texas Tech...hit two home runs on March 3 vs. St. Bonaventure and again on April 23 at Air Force...added seven doubles and a triple among 50 hits...totaled 39 RBIs and 29 runs scored...batted .333 on the season...defensively committed just two errors in 245 chances for a fielding percentage of .992...had a season-high three hits on four occasions...had a season-high five RBIs and nine total bases on March 3 vs. St. Bonaventure...had a season-high 13 putouts on Feb. 17 vs. Oregon State...had a season-high three assists on April 30 vs. Fresno State.

**2022 (SOPHOMORE, CHIPOLA COLLEGE):** As a sophomore played in 32 games primarily as a catcher...tallied six home runs and 17 RBIs...slashed .221/.257/.442...posted a .976 fielding percentage in 208 chances...drove in a season-high five runs on Jan. 28 against College of Central Florida.

**2021 (FRESHMAN, GEORGIA TECH):** Played in 15 games, making eight starts in second season in the program...had one home run and six RBIs in 38 at-bats...hit first collegiate home run on Feb. 19 against Eastern Kentucky...had a season-high two hits on Feb. 28 at NC State...committed just two errors in 47 defensive chances.

**2020 (COVID FRESHMAN, GEORGIA TECH):** Appeared in 15 games, making 14 starts at catcher in the shortened 2020 season ... Finished with six hits, three doubles and three RBI on the year ... Drew three walks ... Recorded a .978 fielding percentage behind the dish ... Caught four would-be base thieves ... Finished the year hitting .158 ... Was a part of the first all-freshmen Opening Day battery in Georgia Tech history on Feb. 14 against St. Peter's with Zach Maxwell ... Had two crucial hits, including a double, in the come-from-behind win at Georgia Southern (Feb. 18) ... Recorded a hit and a walk against then-No. 4 Georgia (Feb. 28) ... Also recorded an RBI single against then-No. 14 Auburn (March 10) to close the season...ACC academic honor roll selection.

## 2024 GAME-BY-GAME

Date	Opponent	Pos	AB	R	H	RBI	2B	3B	HR	BB	SB	CS	HBP	SAC	SF	GDP	K	PO	A	E	Avg
Feb 16	vs Oregon State	*c	4	2	2	1	1	0	1	0	0	0	0	0	0	0	0	9	1	0	.500
Feb 18	vs Minnesota	*c	4	0	1	1	1	0	0	0	0	0	0	0	0	0	2	6	0	0	.375
Feb 19	vs CSU Bakersfield	*dh	2	0	0	0	0	0	0	1	0	0	0	0	0	1	1	0	0	0	.300
Feb 22	SOUTH DAKOTA STA	*c	4	0	1	1	1	0	0	0	0	0	0	0	1	0	0	14	0	0	.286
Feb 24	SOUTH DAKOTA STA	*c	4	1	1	0	0	0	0	0	0	0	1	0	0	1	0	9	0	0	.278
Mar 01	HOFSTRA	*c	4	0	0	1	0	0	0	0	0	0	0	0	1	0	2	9	1	0	.227
Mar 02	HOFSTRA-2	*c	4	2	2	5	0	0	2	0	0	0	0	0	0	0	1	7	2	1	.269
Mar 03	HOFSTRA	*c	4	1	2	2	0	0	1	0	0	0	0	0	0	0	1	7	1	0	.300
Mar 05	TEXAS TECH	ph	1	0	0	0	0	0	0	0	0	0	0	0	0	0	0	0	0	0	.290
Mar 09	UNLV-1	*c	5	2	3	0	2	0	0	0	0	0	0	0	0	0	2	3	1	0	.333
Mar 10	UNLV	*c	3	0	0	1	0	0	0	0	0	0	0	0	1	0	1	3	0	0	.308
Totals		10gs	39	8	12	12	5	0	4	1	0	0	1	0	3	2	10	67	6	1	.308

On base pct. .318 • Slugging pct. .744

## CAREER SUMMARY

Year	avg	gp-gs	ab	r	h	2b	3b	hr	rbi	tb	slq%	bb	hbp	so	gdp	ob%	sf	sh	sb-att	po	a	e	fld%
2020*	.158	15-14	38	2	6	3	0	0	3	9	.237	3	1	19	1	.233	1	0	0-0	125	6	3	.978
2021*	.158	15-8	38	4	6	1	1	1	6	12	.316	4	0	17	1	.238	0	0	0-0	47	4	2	.962
2022*	.221	32-32	95	14	21	3	0	6	17	42	.442	5	0	35	3	.257	1	1	0-0	201	2	5	.976
2023	.333	41-34	150	29	50	7	1	12	39	95	.633	8	1	32	1	.371	0	0	0-0	218	25	2	.992
TOTAL	.333	41-34	150	29	50	7	1	12	39	95	.633	8	1	32	1	.371	0	0	0-0	218	25	2	.992
All*	.259	103-88	321	49	83	14	2	19	65	158	.492	20	2	103	6	.304	2	1	0-0	591	37	12	.981



# JUSTIN STILL

LHP • 6-3 • JR.  
Chandler, Ariz. • Perry HS

# 19

**2023 (SOPHOMORE):** In second season with the Lobos pitched in 17 games out of the bullpen...posted an ERA of 5.91 across 21 1/3 innings pitched...totaled 20 strikeouts and limited the opposition to a batting average of .268...posted a scoreless inning streak of 7.0 from season debut on Feb. 20-March 28, a span of six consecutive scoreless outings...had a season-high five strikeouts in final outing of the year on May 13 vs. Nevada...allowed no runs in 10 of 17 appearances overall...threw a season-high 42 pitches on Feb. 20 vs. Minnesota...threw a season-high 2 1/3 innings on April 12 vs. CSU Pueblo.

**2022 (FRESHMAN):** As a true freshman saw action in 13 games and made five starts on the hill...totaled 30 innings and had 33 strikeouts against 18 walks...earned first collegiate win on March 19 at Wichita State...had a season-high six strikeouts on May 15 at California...academic all-conference selection...named a Mountain West Scholar Athlete.

**PERRY HS (CLASS OF 2021):** Two-time pitcher of the year – in 2019 and 2021...as a senior totaled 47 strikeouts on the season...broke his school record for strikeouts-per-9 innings.

## 2024 GAME-BY-GAME

Date	Opponent	GS	IP	H	R	ER	BB	SO	2B	3B	HR	WP	BK	HBP	IBB	Score	W-L	Sv	ERA	NP
Feb 18	vs Minnesota		3.0	0	0	0	2	3	0	0	0	1	0	0	0	2-11	0-0	0	0.00	38
Feb 24	SOUTH DAKOTA STA		1.0	1	0	0	0	0	0	0	0	0	0	1	0	9-8	1-0	0	0.00	15
Mar 01	HOFSTRA		0.0	1	1	0	1	0	0	0	0	0	0	0	0	9-10	1-0	0	0.00	11
Mar 02	HOFSTRA-2		2.0	2	0	0	3	4	0	0	0	0	0	0	0	11-7	1-0	1	0.00	50
Mar 12	at Arizona State		1.0	0	1	0	1	0	0	0	0	0	0	0	0	6-4	1-0	1	0.00	23
Totals		0	7.0	4	2	0	7	7	0	0	0	1	0	1	0	37-40	1-0	1	0.00	-

## CAREER SUMMARY

Year	era	w-l	app	gs	cq	sho	sv	ip	h	r	er	bb	so	2b	3b	hr	bf	bavq	wp	hbp	bk	sfa	sha
2022	10.20	1-4	13	5	0	0/0	0	30.0	48	40	34	18	33	10	2	10	163	.361	7	9	0	0	3
2023	5.91	0-1	17	0	0	0/1	0	21.1	22	14	14	16	20	5	1	1	105	.268	1	4	0	1	2
TOTAL	8.42	1-5	30	5	0	0/1	0	51.1	70	54	48	34	53	15	3	11	268	.326	8	13	0	1	5



# LUKE BANISTER

C • 5-10 • JR.  
Round Rock, Texas • Hutto HS

# 20

**2023 (SOPHOMORE, CLEVELAND CC):** Had a breakout year at Cleveland College, batting .314 with twice as many RBI (18) as strikeouts (9) ... hit five doubles and three triples ...drew 12 walks.

**2022 (FRESHMAN, TEMPLE COLLEGE):** Appeared in 36 games in his first collegiate season, driving in four runs on nine hits with two doubles.

**2021 (FRESHMAN, BLINN COLLEGE):** Redshirted.

**HUTTO HS (CLASS OF 2020):** Three-year letter winner for Coach Jay Elmore at Hutto High School... Newcomer of the Year Sophomore year... First Team All-District Catcher Junior year... AP Scholar Senior year... helped team reach second round of playoffs Junior year... Ranked 16th best catcher in the state 123rd nationally on PerfectGame... played summer ball for MVP Baseball





# BEN BAKER-LIVINGSTON

RHP • 6-2 • JR.  
Richardson, Texas • Plano East HS

# 22

**2023 (SOPHOMORE):** In second season with the Lobos pitched in 10 games including four starts...totaled 24 innings...threw a season-high five innings on March 21 vs. New Mexico State, allowing one run on four hits...had a season-high three strikeouts on March 14 at Grand Canyon...had a career-high five assists on April 12 vs. CSU Pueblo.

**2022 (FRESHMAN):** Pitched in 12 games as a true freshman, earning a pair of starts...logged 22 2/3 innings with a 10.72 ERA...had 18 strikeouts against 11 walks...earned two wins on the season...earned first collegiate win on May 10 against New Mexico State, and had a season-high five strikeouts in the game...was twice named the Mountain West Freshman of the Week...threw a season-best five innings on May 17 against New Mexico State...had a pair of shutout performances on the season...allowed just one home run...named academic all-conference...named a Mountain West Scholar Athlete.

**PLANO EAST HS (CLASS OF 2021):** Graduated in the spring of 2021...three-time academic all-district selection...first-team all-district outfielder in 2021.

## 2024 GAME-BY-GAME

Date	Opponent	GS	IP	H	R	ER	BB	SO	2B	3B	HR	WP	BK	HBP	IBB	Score	W-L	Sv	ERA	NP
Feb 19	vs CSU Bakersfield	*	4.0	3	0	0	1	5	0	0	0	1	0	1	0	6-2	0-0	0	0.00	59
Feb 24	SOUTH DAKOTA STA	*	2.0	3	2	2	0	3	1	0	0	0	0	1	0	9-8	0-0	0	3.00	40
Totals		2	6.0	6	2	2	1	8	1	0	0	1	0	2	0	15-10	0-0	0	3.00	-

## CAREER SUMMARY

Year	era	w-l	app	qs	cq	sho	sv	ip	h	r	er	bb	so	2b	3b	hr	bf	bavg	wp	hbp	bk	sfa	sha
2022	10.72	2-1	12	2	0	0/0	0	22.2	41	27	27	11	18	6	5	1	120	.394	8	3	0	2	0
2023	8.62	0-4	10	4	0	0/0	0	24.0	40	24	23	10	10	12	0	1	122	.374	3	1	0	1	3
TOTAL	9.64	2-5	22	6	0	0/0	0	46.2	81	51	50	21	28	18	5	2	242	.384	11	4	0	3	3



# JAREN JACKSON

LHP • 6-3 • SR.  
Albuquerque, N.M. • Cleveland HS

# 23

**2023 (JUNIOR):** In debut season with the Lobos pitched in 12 games and made eight starts...ranked fourth on the team with 44 2/3 innings pitched...struck out 32 hitters against 12 walks...had a season-high six strikeouts in a five-inning shutout performance at New Mexico State on April 18...allowed three or fewer earned runs in 7 of 12 appearances including his last four outings of the season...earned first win as a Lobo on March 4 vs. St. Bonaventure...earned first collegiate save on April 29 vs. Fresno State...threw a season-high 101 pitches on May 14 vs. Nevada, across 6 2/3 shutout innings.

**2022 (SOPHOMORE, PIMA CC):** Second-team all-ACCAC pitcher...made 13 starts on the mound as a sophomore...earned six wins and tossed three complete games...logged 65 2/3 innings while striking out 58 to go against 22 free passes...notched a 2.88 ERA...had a season-high eight strikeouts on Feb. 19 against Community Christian.

**2021 (FRESHMAN, PIMA CC):** Made 12 starts in second collegiate season...earned seven victories...logged 65 1/3 innings, striking out 67 and walking just 22...threw a season-high seven innings on three occasions...had a season-high 10 strikeouts on Feb. 23 at Paradise Valley CC.

**2020 (COVID FRESHMAN, PIMA CC):** Made five starts during the coronavirus-shortened 2020 season...earned two wins and notched a 5.79 ERA...logged 23 1/3 innings...struck out 23 hitters while allowing just 10 walks...earned first collegiate win in first collegiate start, on Jan. 31

against Colorado Northwestern CC...had a season-high seven strikeouts in the victory.

**CLEVELAND HS (CLASS OF 2019):** First-team all-state pitcher as a senior in 2019...first-team all-state first baseman as a junior in 2018...also competed in football...graduated in the spring of 2019.

## 2024 GAME-BY-GAME

Date	Opponent	GS	IP	H	R	ER	BB	SO	2B	3B	HR	WP	BK	HBP	IBB	Score	W-L	Sv	ERA	NP
Feb 16	vs Oregon State	*	3.1	9	8	8	3	4	3	0	4	0	0	0	0	6-15	0-1	0	21.60	79
Feb 22	SOUTH DAKOTA STA	*	4.0	9	7	7	0	6	2	0	4	0	0	2	0	5-11	0-2	0	18.41	79
Mar 02	HOFSTRA-1		3.0	4	4	3	4	2	1	0	0	0	0	1	0	15-16	0-3	0	15.68	87
Totals		2	10.1	22	19	18	7	12	6	0	8	0	0	3	0	26-42	0-3	0	15.68	-

## CAREER SUMMARY

Date	Opponent	GS	IP	H	R	ER	BB	SO	2B	3B	HR	WP	BK	HBP	IBB	Score	W-L	Sv	ERA	NP
Feb 16	vs Oregon State	*	3.1	9	8	8	3	4	3	0	4	0	0	0	0	6-15	0-1	0	21.60	79
Feb 22	SOUTH DAKOTA STA	*	4.0	9	7	7	0	6	2	0	4	0	0	2	0	5-11	0-2	0	18.41	79
Mar 02	HOFSTRA-1		3.0	4	4	3	4	2	1	0	0	0	0	1	0	15-16	0-3	0	15.68	87
Mar 10	UNLV		3.0	5	1	1	0	2	0	0	0	0	0	0	0	6-5	1-3	0	12.83	49
Totals		2	13.1	27	20	19	7	14	6	0	8	0	0	3	0	32-47	1-3	0	12.83	-



# KYLE SMITH

C • 6-0 • SR.  
Wilmington, N.C. • New Hanover HS

# 24

**2023 (JUNIOR):** In second season with the Lobos played in 28 games while making 20 starts behind the plate...batted .271 in 70 at-bats...had three doubles, three triples, and five home runs on the way to a slugging percentage of .508...reached base at a clip of .388...totaled 13 RBIs and 17 runs scored...drew 16 walks and led the team with 10 hit by pitch against just 17 strikeouts...stole two bases in two attempts...posted a perfect 1.000 fielding percentage in 130 chances behind the plate...had a season-high three hits on April 23 at Air Force...had five multi-RBI games...had a season-high eight total bases on April 23 at Air Force...had a season-high nine putouts on two occasions...had a season-high two assists on five occasions...reached base in 18 consecutive games from Feb. 24-May 6...had a seven-game hitting streak...named a CSC academic all-district selection.

**2022 (SOPHOMORE):** In first season with the Lobos hit .286 with three home runs and 18 RBIs...suited up in 32 games and logged 63 at-bats...added three doubles and two triples for a slugging percentage of .540...had a season-high four hits and six RBIs on April 24 at UNLV...academic all-conference selection...named a Mountain West Scholar Athlete.

**2021 (FRESHMAN, ST. JOHNS RIVER STATE COLLEGE):** In second collegiate season played 49 games and hit .294 with four home runs and 28 RBIs...ranked second on the team with 15 doubles...was a perfect 4-for-4 in stolen base attempts...posted an OPS of .887...ranked second on the team with 36 runs scored...posted a .980 fielding percentage in a team-high 306 chances...had a season-high four RBIs on April 9 against Florida State College at Jacksonville.

**NEW HANOVER HS (CLASS OF 2019):** Helped team to back-to-back state championships in 2018 and 2019...graduated in the top-10 percent of his class in the spring of 2019...committed more than 80 volunteer hours.

## 2024 GAME-BY-GAME

Date	Opponent	Pos	AB	R	H	RBI	2B	3B	HR	BB	SB	CS	HBP	SAC	SF	GDP	K	PO	A	E	Avg	
Feb 16	vs Oregon State	ph	1	0	1	0	0	0	0	0	0	0	0	0	0	0	0	0	0	0	0	1.000
Feb 17	vs CSU Bakersfield	*c	3	1	0	0	0	0	0	0	0	0	1	0	0	0	2	4	0	0	.250	
Feb 19	vs CSU Bakersfield	*c	5	0	1	1	0	0	0	0	0	1	0	0	0	1	1	10	0	0	.222	
Feb 23	SOUTH DAKOTA STA	*c	4	2	2	1	1	0	0	2	0	0	0	0	0	0	1	9	0	1	.308	
Feb 24	SOUTH DAKOTA STA	*c	2	2	1	0	1	0	0	1	0	0	1	0	0	0	0	8	0	0	.333	
Mar 01	HOFSTRA	ph	1	0	0	0	0	0	0	0	0	0	0	0	0	0	1	0	0	0	.312	
Mar 02	HOFSTRA-1	*c	5	3	4	7	2	0	1	2	0	0	0	0	0	0	1	7	0	0	.429	
Mar 05	TEXAS TECH	*c	5	0	0	0	0	0	0	0	0	0	0	0	0	0	3	1	0	0	.346	
Mar 09	UNLV-2	*c	7	4	5	6	0	0	1	0	1	0	0	0	0	0	4	1	0	0	.424	
Mar 12	at Arizona State	*c	3	1	0	0	0	0	0	1	0	0	0	0	0	1	2	8	0	0	.389	
Totals		8gs	36	13	14	15	4	0	2	6	1	1	2	0	0	2	8	53	2	1	.389	

On base pct. .500 • Slugging pct. .667

## CAREER SUMMARY

Year	avg	gp-gs	ab	r	h	2b	3b	hr	rbi	tb	slg%	bb	hbp	so	gdp	ob%	sf	sh	sb-att	po	a	e	fld%
2021*	.294	49-49	170	36	50	15	2	4	28	81	.476	16	19	41	1	.411	2	0	4-4	289	11	6	.980
2022	.286	32-10	63	10	18	3	2	3	18	34	.540	6	0	11	0	.348	0	0	0-0	39	2	1	.976
2023	.271	28-20	70	17	19	3	3	5	13	43	.614	16	10	17	0	.469	0	0	2-2	112	18	0	1.000
TOTAL	.278	60-30	133	27	37	6	5	8	31	77	.579	22	10	28	0	.418	0	0	2-2	151	20	1	.994
All*	.287	109-79	303	63	87	21	7	12	59	158	.521	38	29	69	1	.414	2	0	6-6	440	31	7	.985



# LUKE WISEMAN

RHP • 6-0 • JR.  
Wylie, Texas • Wylie HS

# 25

**2022-23 (FRESHMAN/SOPHOMORE, ODESSA COLLEGE):** Named to 2023 WJCAC All-Conference and All-Academic teams for Odessa College ... Made 21 appearances with one start in the 2023 season for a total of 37.1 IP ... Struck out 53 in that span while picking up one win and one save ... Finished the season with a 3.71 ERA.

**WYLIE HS (CLASS OF 2021):** 2021 District 9-6A MVP, 0.71 ERA in Senior year of highschool.



# LUKE MANSY

INF/OF • 5-10 • SO.  
San Diego, Calif. • St. Augustine

# 26

**2023 (FRESHMAN, GROSSMONT COLLEGE):** Appeared in 43 games for Grossmont in 2023, batting .297 on the season while racking up 31 RBI ... Finished the season with almost twice as many walks (30) as K's (16) ... Hit nine doubles, two triples and three homers, getting on base at a .415 clip.  
**2022 (REDSHIRT FRESHMAN, SANTA CLARA):** Did not play.  
**ST. AUGUSTINE HS (CLASS OF 2021):** A 2021 graduate of St. Augustine High School in San Diego ... four-year varsity starter for the Saints.

## 2024 GAME-BY-GAME

Date	Opponent	Pos	AB	R	H	RBI	2B	3B	HR	BB	SB	CS	HBP	SAC	SF	GDP	K	PO	A	E	Avg
Feb 16	vs Oregon State	ph	1	0	0	0	0	0	0	0	0	0	0	0	0	0	1	0	0	0	.000
Feb 17	vs CSU Bakersfield	*dh	3	0	0	0	0	0	0	1	0	0	0	0	0	0	1	0	0	0	.000
Feb 18	vs Minnesota	3b	1	0	0	0	0	0	0	0	0	0	0	0	0	0	0	0	0	0	.000
Feb 19	vs CSU Bakersfield	ph/dh	1	1	1	0	0	0	0	1	0	0	0	0	0	0	0	0	0	0	.167
Feb 23	SOUTH DAKOTA STA	*2b	4	0	1	2	0	0	0	1	0	0	0	0	0	0	0	2	4	0	.200
Feb 24	SOUTH DAKOTA STA	*dh	5	3	3	0	1	0	0	0	0	0	0	0	0	0	0	0	0	0	.333
Mar 01	HOFSTRA	ph	0	1	0	0	0	0	0	1	0	0	0	0	0	0	0	0	0	0	.333
Mar 02	HOFSTRA-1	*dh	4	1	0	0	0	0	0	2	0	0	0	1	0	0	1	0	0	0	.263
Mar 02	HOFSTRA-2	*3b	4	0	0	1	0	0	0	0	0	0	0	0	0	0	1	1	2	0	.217
Mar 03	HOFSTRA	*2b/3b	2	1	1	0	0	0	0	3	0	0	0	0	0	0	0	1	2	0	.240
Mar 09	UNLV-2	ph/2b	2	1	0	0	0	0	0	1	0	0	0	0	0	0	0	3	2	0	.222
Totals		6gs	27	8	6	3	1	0	0	10	0	0	0	1	0	0	4	7	10	0	.222

On base pct. .432 • Slugging pct. .259



# DAVID LOPEZ

RHP • 6-2 • JR.  
Mission, Texas • Sharyland Pioneer

# 27

**2023 (SOPHOMORE, WHARTON COUNTY JC):** In second season with WCJC, pitching 57.0 innings over 13 appearances -- 10 starts ... Finished the season with a 4-2 record and one save, striking out 51 while posting a 1.42 WHIP and 5.37 ERA  
**2022 (FRESHMAN, WHARTON COUNTY JC):** As a true freshman saw action in 18 games, starting 9 ... Pitched 42.2 innings, posting a 2-4 record with one save ... struck out 37 (7.80 K/9) and finished the season with a 6.96 ERA.  
**SHARYLAND PIONEER HS (CLASS OF 2021):** Finished third place in the State of Texas ULA ... Represented his birth country of Mexico at the 11U level in 2014 before representing the USA at the 16U level in 2018.

## 2024 GAME-BY-GAME

Date	Opponent	GS	IP	H	R	ER	BB	SO	2B	3B	HR	WP	BK	HBP	IBB	Score	W-L	Sv	ERA	NP
Feb 17	vs CSU Bakersfield	*	5.0	4	2	2	2	2	0	0	0	1	0	0	0	4-3	1-0	0	3.60	73
Feb 23	SOUTH DAKOTA STA	*	4.2	11	7	6	2	5	4	0	1	0	0	0	0	12-11	1-0	0	7.45	83
Mar 01	HOFSTRA	*	5.0	5	3	2	1	5	1	0	0	0	0	2	0	9-10	1-0	0	6.14	97
Mar 09	UNLV-1	*	7.0	6	2	2	2	4	1	0	0	0	0	0	0	7-6	2-0	0	4.98	107
Totals		4	21.2	26	14	12	7	16	6	0	1	1	0	2	0	32-30	2-0	0	4.98	-



# WYATT HARDY

RHP • 6-2 • JR.  
Parker, Colo. • Valor Christian

# 29

**2023 (SOPHOMORE, PIMA CC):** Made 20 appearances for a total of 27.1 IP on the season ... Accumulated a 3-0 record with one save, striking out 26 while finishing with a 1.43 WHIP and 5.93 ERA.

**2022 (FRESHMAN, WASHBURN UNIVERSITY):** Pitched 18 1/3 innings in 10 games and made two starts on the mound ... finished the season with a 1-3 record and 13 strikeouts ... earned first win against Oklahoma Baptist (Feb. 13) and allowed one run on two hits and zero walks in two innings of work while striking out two ... recorded a season-high four strikeouts in 2 2/3 frames against No. 4 Central Missouri in the MIAA Tournament (May 14) ... named to MIAA Academic Honor Roll.

**VALOR CHRISTIAN (CLASS OF 2021):** Tossed two no-hitters in his freshman season ... led the team in wins and strikeouts as a freshman and sophomore ... did not have a high school season his junior year due to the COVID-19 pandemic ... played on a club team, the Slammers, and received multiple national awards and recognition through Perfect Game ... as a senior, was named second team all-conference and helped the team advance to the state championship, finishing as the runner-up.

## 2024 GAME-BY-GAME

Date	Opponent	GS	IP	H	R	ER	BB	SO	2B	3B	HR	WP	BK	HBP	IBB	Score	W-L	Sv	ERA	NP
Feb 19	vs CSU Bakersfield		3.0	3	2	2	0	4	0	0	1	1	0	0	0	6-2	0-0	1	6.00	49
Feb 24	SOUTH DAKOTA STA		2.0	2	0	0	0	3	0	0	0	0	0	0	0	13-2	0-0	1	3.60	30
Mar 01	HOFSTRA		0.2	6	6	6	0	1	2	0	0	0	0	0	0	9-10	0-1	1	12.71	27
Mar 05	TEXAS TECH	*	1.0	4	5	5	3	1	0	0	1	0	0	0	0	8-11	0-1	1	17.55	49
Totals		1	6.2	15	13	13	3	9	2	0	2	1	0	0	0	36-25	0-1	1	17.55	-





# REED SPENRATH

1B • 6-5 • SR.  
El Campo, Texas • El Campo HS

# 30

**2023 (JUNIOR):** First-team all-conference selection in first season with the Lobos...led the team and ranked second in the conference with 19 home runs...ranked second on the team and third in the conference with a slugging percentage of .716...ranked third in the conference with an OPS of 1.133...led the team and ranked second in the conference with 65 RBIs...led the team and ranked third in the conference with 54 runs scored...started 50 of 51 games...made 36 starts at first base and 14 in right field...batted .321 while reaching base at a clip of .421...home run total was tied for sixth highest in UNM single-season history...was a perfect 3-for-3 in stolen base attempts...defensively in 378 chances committed just two errors for a fielding percentage of .995...helped the Lobos turn 32 double plays...had a season-high four hits on April 6 and April 8 vs. San Jose State...scored a season-high four runs on March 3 vs. St. Bonaventure...had a season-high six RBIs on Feb. 24 vs. Northern Colorado and on April 6 vs. San Jose State...hit three home runs vs. Northern Colorado on Feb. 24, racking up a season-high 12 total bases in the game...had a season-high 15 putouts on March 21 vs. New Mexico State...had a season-high two assists on two occasions...homered in three consecutive games from May 2-6...had 16 multi-hit games and 18 multi-RBI games.

**2022 (SOPHOMORE, TCU):** Started 25 games as part of 32 appearances on the season...made 21 starts as the designated hitter and four at first base...hit .209 on the year with a .374 slugging percentage and a .318 on-base percentage...totaled 19 hits, three of which were doubles and four were home runs...tallied 13 RBIs, six of which came with two outs...recorded a hit in 15 games and reached safely in 32...collected three multi-hit games and two multiple-RBI contests...made season debut on Feb. 20 against Houston...went 2-for-4 with four RBIs against the Cougars...was 1-for-2 with an RBI in the win over Stephen F. Austin...started all three games against Nebraska (Feb. 25-27)...collected two hits in the series with a double and an RBI...had a double in a start against Army (March 12)...connected on first home run of the season off the bench at UT Arlington (April 5)...hit safely in both starts at Texas (April 9-10)...homered in start at Dallas Baptist (April 12)...went 3-for-5 with a home run and 2 RBIs in the series finale against Texas Tech (April 16)...went 2-for-4 with an RBI in a win over UT Arlington (April 19)...started all three games of the Oklahoma State series (April 22-24)...homered in the series finale against the Cowboys (April 24)...tallied a hit in each of the last two games against Oklahoma (May 7-8)...drew three walks and scored twice as a pinch hitter at Kansas (May 14)...drew six walks in his final four appearances of the season.

**2020-21 (FRESHMAN, CISCO COLLEGE):** Played two seasons at Cisco College...was a third-team JUCO All-American as a sophomore...earned first-team all-region honors in 2021...tabbed an all-conference performer...earned NTJCAC Baseball Player of the Week honors (May 2-8, 2021)...played in 68 games as a sophomore...hit .423 as a sophomore with 16 home runs and 84 RBIs...in a shortened 2020 campaign, hit .479 with seven home runs and 38 RBIs.

**2019 (REDSHIRT FRESHMAN, TEXAS A&M):** Did not compete.

**EL CAMPO HS (CLASS OF 2018):** Four-year letterwinner at El Campo High School...earned Rawlings/Perfect Game All-American Honorable Mention and Rawlings/Perfect Game Texas All-Region Honorable Mention in 2018...named Collin Street Bakery/Texas Sports Writers Association Class 4A All-State Honorable Mention in 2016 and '17...batted .385 with 17 extra-base hits and 31 RBI as a junior...hit .380 with 36 runs, seven doubles, two triples, six home runs and 41 RBI as a sophomore...selected for the Victoria Advocate All-Area Second team in 2017 (1B) and 2018 (DH)...tabbed All-District 27-4A Second Team in 2016 and All-District 26-4A in 2017 and '18...earned District 27-4A Newcomer of the year in 2015...picked up District 26-4 All-Academic First Team as a junior and senior.

## 2024 GAME-BY-GAME

Date	Opponent	Pos	AB	R	H	RBI	2B	3B	HR	BB	SB	CS	HBP	SAC	SF	GDP	K	PO	A	E	Avg
Feb 16	vs Oregon State	*1b	4	0	0	0	0	0	0	1	0	0	0	0	0	0	1	9	1	0	.000
Feb 17	vs CSU Bakersfield	*1b	3	0	0	0	0	0	0	1	0	0	0	0	0	0	3	8	2	0	.000
Feb 18	vs Minnesota	*1b	2	0	0	0	0	0	0	1	0	0	0	0	0	0	1	7	2	0	.000
Feb 19	vs CSU Bakersfield	ph/1b	1	0	0	0	0	0	0	1	0	0	0	0	0	0	1	2	1	0	.000
Feb 22	SOUTH DAKOTA STA	*1b	4	0	1	0	0	0	0	1	0	0	0	0	0	0	1	7	0	0	.071
Feb 23	SOUTH DAKOTA STA	*1b	6	1	2	3	1	0	0	0	0	0	0	0	0	0	0	7	1	0	.150
Feb 24	SOUTH DAKOTA STA	*1b	3	3	1	1	0	1	0	2	0	0	0	0	0	0	0	9	0	0	.174
Feb 24	SOUTH DAKOTA STA	*1b	4	0	2	1	1	0	0	0	0	0	0	0	0	0	1	3	0	0	.222
Mar 01	HOFSTRA	*1b	4	1	3	0	3	0	0	1	0	0	0	0	0	0	1	8	0	1	.290
Mar 02	HOFSTRA-1	*1b	2	2	1	0	0	0	0	4	0	0	1	0	0	0	1	6	0	0	.303
Mar 02	HOFSTRA-2	*1b	4	0	1	1	0	0	0	0	0	0	0	0	0	0	2	10	1	0	.297
Mar 03	HOFSTRA	*1b	4	2	2	0	0	0	0	1	0	0	0	0	0	0	1	8	0	0	.317
Mar 05	TEXAS TECH	*1b	4	1	1	0	1	0	0	1	0	0	0	0	0	0	1	7	0	1	.311
Mar 09	UNLV-1	*1b	5	1	2	0	0	0	0	0	1	0	0	0	0	0	1	13	0	0	.320
Mar 09	UNLV-2	*1b	6	0	0	0	0	0	0	2	0	0	0	0	0	0	1	8	0	0	.286
Mar 10	UNLV	*1b	4	1	2	3	0	0	1	0	0	0	0	0	0	0	1	12	0	0	.300
Mar 12	at Arizona State	*1b	4	2	2	2	0	0	1	0	0	0	0	0	0	0	11	2	0	0	.312
Totals		16gs	64	14	20	11	6	1	2	16	1	0	1	0	0	0	17	135	10	2	.312

On base pct. .457 • Slugging pct. .531

## CAREER SUMMARY

Year	avg	gp-gs	ab	r	h	2b	3b	hr	rbi	tb	slg%	bb	hbp	so	gdp	ob%	sf	sh	sb-att	po	a	e	fld%
2020*	.479	23-23	73	24	35	5	0	7	38	61	.836	18	0	18	0	.576	1	0	4-4	121	9	3	.977
2021*	.402	58-58	194	61	78	18	3	13	70	141	.727	37	3	47	0	.498	3	0	3-4	237	11	2	.992
2022*	.209	32-25	91	12	19	3	0	4	13	34	.374	14	1	40	0	.318	1	0	1-1	26	1	1	.964
2023	.321	50-50	190	54	61	11	4	19	65	137	.721	34	1	70	1	.421	3	0	3-3	358	18	2	.995
TOTAL	.321	50-50	190	54	61	11	4	19	65	137	.721	34	1	70	1	.421	3	0	3-3	358	18	2	.995
All*	.352	163-156	548	151	193	37	7	43	186	373	.681	103	5	175	1	.453	8	0	11-12	742	39	8	.990





# DAYNE PENGELLY

RHP • 6-2 • JR.  
Rio Rancho, N.M. • Cleveland HS

# 31

**2023 (SOPHOMORE, PIMA CC):** Struck out 31 over 29.1 innings of work, making 21 appearances in relief ... Finished the season with a 2-0 record to go with 3.38 ERA and 1.67 WHIP ...  
**2022 (FRESHMAN, EMBRY-RIDDLE AERONAUTICAL UNIVERSITY):** As a true freshman saw action in 18 games, starting 2 ... finished the season with a 2-2 record ... Struck out 37 over 23.0 IP.  
**V. SUE CLEVELAND HS (CLASS OF 2021):** 1st Team All-State Pitcher, 2nd Team All-State First Baseman ... Connie Mack World Series All-Tournament Pitcher ... Graduated in 2021.

## 2024 GAME-BY-GAME

Date	Opponent	GS	IP	H	R	ER	BB	SO	2B	3B	HR	WP	BK	HBP	IBB	Score	W-L	Sv	ERA	NP
Feb 18	vs Minnesota	*	1.0	5	6	6	3	1	1	0	0	0	0	3	0	2-11	0-1	0	54.00	44
Mar 03	HOFSTRA		4.1	7	4	4	2	5	1	1	0	3	1	1	0	9-6	1-1	0	16.88	82
Mar 12	at Arizona State		4.1	3	0	0	3	5	0	0	0	1	0	0	0	6-4	2-1	0	9.31	75
Totals		1	9.2	15	10	10	8	11	2	1	0	4	1	4	0	17-21	2-1	0	9.31	-



# DAXTON PURSER

LHP • 6-2 • JR.  
Providence, Utah • Ridgeline HS

# 33

**2023 (SOPHOMORE, SALT LAKE CC):** Posted a 2.70 ERA on the season ... Made seven appearances on the mound -- all starts -- striking out 41 over 36.2 IP ... Struck out at least four in each outing, always lasting at least four innings.  
**2022 (FRESHMAN, SALT LAKE CC):** NJCAA All-American, All-Conference First Team in second year at SLCC ... threw 74.1 innings, finishing the season with a 1.70 ERA and 92 punchouts to only 30 walks ... Left the mound in eight games without surrendering an earned run.  
**2021 (FRESHMAN, SALT LAKE CC):** Threw 17.1 innings over 13 appearances in his first collegiate action, striking out 15.  
**RIDGELINE HS (CLASS OF 2020):** Graduated in 2020 ... Ranked as the No. 2 LHP in his class in the state of Utah and No. 19 overall.

## 2024 GAME-BY-GAME

Date	Opponent	GS	IP	H	R	ER	BB	SO	2B	3B	HR	WP	BK	HBP	IBB	Score	W-L	Sv	ERA	NP
Feb 18	vs Minnesota		2.2	0	0	0	1	2	0	0	0	1	0	1	0	2-11	0-0	0	0.00	39
Feb 24	SOUTH DAKOTA STA		2.2	3	2	2	2	3	1	0	1	0	0	0	0	9-8	0-0	0	3.38	45
Mar 01	HOFSTRA		2.0	1	0	0	2	1	0	0	0	0	0	0	0	9-10	0-0	0	2.45	29
Mar 03	HOFSTRA	*	3.1	4	2	2	3	0	1	0	0	0	0	0	0	9-6	0-0	0	3.38	56
Mar 09	UNLV-2	*	2.1	5	7	6	3	3	2	0	0	1	0	1	0	31-15	0-0	0	6.92	77
Totals		2	13.0	13	11	10	11	9	4	0	1	2	0	2	0	60-50	0-0	0	6.92	-



# JOSH BARNHOUSE

RHP • 6-6 • JR.  
Prosper, Texas • Prosper HS

# 34

**2023 (SOPHOMORE, CROWDER JC):** Made 12 appearances in his second season at Crowder, starting six ... Accumulated a 6-1 record with two saves ... Struck out 54 over 47.2 IP on the season ... 4.34 ERA and 1.22 WHIP on the season.

**2022 (FRESHMAN, CROWDER JC):** As a true freshman, threw 39.2 innings of work, striking out 55 (12.48 K/9) ... 3.18 ERA and 1.03 WHIP.

**PROSPER HS (CLASS OF 2021):** Named to NTHSBCA All-Star Game following senior year in 2021.

## 2024 GAME-BY-GAME

Date	Opponent	GS	IP	H	R	ER	BB	SO	2B	3B	HR	WP	BK	HBP	IBB	Score	W-L	Sv	ERA	NP
Feb 16	vs Oregon State	2.2	7	7	7	3	4	1	0	3	1	0	0	0	0	6-15	0-0	0	23.62	75
Feb 24	SOUTH DAKOTA STA	3.1	7	4	2	1	3	3	0	0	0	0	0	0	0	9-8	0-0	0	13.50	64
Mar 01	HOFSTRA	1.1	0	0	0	1	1	0	0	0	0	0	0	0	0	9-10	0-0	0	11.05	20
Mar 02	HOFSTRA-1	0.2	3	3	3	1	1	2	0	0	0	0	0	0	0	15-16	0-0	0	13.50	22
Mar 09	UNLV-2	3.2	1	0	0	2	4	0	0	0	0	0	0	0	0	31-15	1-0	0	9.26	54
Mar 12	at Arizona State	0.2	1	0	0	0	0	0	0	0	0	0	0	0	0	6-4	1-0	0	8.76	9
Totals		0	12.1	19	14	12	8	13	6	0	3	1	0	0	0	76-68	1-0	0	8.76	-



# ARTHUR STEINKAMP

LHP • 6-0 • SR.  
Los Alamos, N.M. • Los Alamos HS

# 35

**2023 (JUNIOR):** Led the team with a 2.81 ERA across 15 appearances out of the bullpen...logged 25 2/3 innings in relief... struck out 12 batters while issuing just four walks...posted a streak of 14 1/3 consecutive scoreless innings from April 28-May 18... threw a season-high 4 1/3 shutout innings on April 28 vs. Fresno State...had a season-high four strikeouts on May 18 at San Diego State, including a career-high 71 pitches...allowed one home run among 108 batters faced...named a CSC academic all-district selection.

**2022 (SOPHOMORE):** In third season with the Lobos saw innings in four different games out of the bullpen...had a season-high two strikeouts on Feb. 18 at Oregon State...academic all-conference for the third straight season...named a Mountain West Scholar Athlete for the third straight season.

**2021 (FRESHMAN):** In second season with UNM pitched in nine games out of the bullpen...totaled 7 1/3 innings and eight strikeouts...had a season-high two strikeouts on April 3 at San Diego State...academic all-conference for the second straight season...named a Mountain West Scholar Athlete for the second straight season.

**2020 (COVID FRESHMAN):** In the coronavirus-shortened campaign, pitched in four games out of the bullpen...notched a 5.40 ERA in his five innings of work...earned first collegiate victory on March 7 against Hofstra...had a season-high two strikeouts on Feb. 28 against BYU...academic all-conference selection... named a Mountain West Scholar Athlete.

**LOS ALAMOS HS (CLASS OF 2019):** Competed in baseball and soccer...graduated in 2019...was named the New Mexico Soccer Player of the Year in 2018...played for Four Corners Frackers...in baseball posted a 2.20 ERA in 11 starts, striking out 82 hitters in 57 innings pitched...as a senior batted .400...team captain...two-time first-team all-state selection...three-time first-team all-district selection...in soccer broke school record with 48 goals and 11 assists in 24 games...two-time district player of the year...two-time first-team all-state selection...named to the USC all-region team...named the 2019 LAHS Athlete of the Year.

## 2024 GAME-BY-GAME

Date	Opponent	GS	IP	H	R	ER	BB	SO	2B	3B	HR	WP	BK	HBP	IBB	Score	W-L	Sv	ERA	NP
Feb 16	vs Oregon State	2.0	1	0	0	1	1	0	0	0	0	0	0	0	0	6-15	0-0	0	0.00	25
Feb 23	SOUTH DAKOTA STA	2.1	4	2	1	0	1	1	1	1	0	0	0	0	0	12-11	0-0	0	2.08	38
Mar 02	HOFSTRA-1	0.1	4	3	3	1	0	2	0	0	0	0	0	0	0	15-16	0-0	0	7.71	16
Mar 03	HOFSTRA	0.1	0	0	0	0	0	0	0	0	0	0	0	0	0	9-6	0-0	0	7.20	2
Mar 05	TEXAS TECH	4.0	3	4	3	1	1	2	0	0	0	0	0	2	0	8-11	0-1	0	7.00	75
Mar 12	at Arizona State	1.1	1	0	0	1	1	0	0	0	0	0	0	0	0	6-4	0-1	0	6.10	27
Totals		0	10.1	13	9	7	4	4	5	1	0	0	0	2	0	56-63	0-1	0	6.10	-

## CAREER SUMMARY

Year	era	w-l	app	gs	cq	sho	sv	ip	h	r	er	bb	so	2b	3b	hr	bf	bavg	wp	hbp	bk	sfa	sha
2020	5.40	1-0	4	0	0	0/0	0	5.0	6	3	3	0	2	1	0	0	22	.286	2	1	0	0	0
2021	9.82	0-0	9	0	0	0/0	0	7.1	8	8	8	2	8	2	1	1	33	.276	1	2	0	0	0
2022	24.30	0-0	4	0	0	0/0	0	3.1	11	15	9	2	2	2	1	1	28	.458	1	2	0	0	0
2023	2.81	0-1	15	0	0	0/0	0	25.2	27	12	8	4	12	6	1	1	108	.273	1	4	0	0	1
TOTAL	6.10	1-1	32	0	0	0/0	0	41.1	52	38	28	8	24	11	3	3	191	.301	5	9	0	0	1



# BLAKE LEHMBECK

RHP • 6-1 • FR.  
Tucson, Ariz. • Canyon Del Oro

# 38

**2023 (FRESHMAN):** Greyshirted.

**CANYON DEL ORO HS (CLASS OF 2022):** Helped lead team to the 2022 Arizona state championship...named the Southern Arizona High School Pitcher of the Year...participated on the Arizona high school all-star team...as a senior in 2022 struck out 87 hitters in 67 innings while compiling a 1.90 ERA...graduated in the top-10 of his class...also competed for the Baseball Next Level club.

## 2024 GAME-BY-GAME

Date	Opponent	GS	IP	H	R	ER	BB	SO	2B	3B	HR	WP	BK	HBP	IBB	Score	W-L	Sv	ERA	NP
Feb 18	vs Minnesota		1.0	3	1	1	0	2	2	0	0	0	0	0	0	2-11	0-0	0	9.00	26
Totals		0	1.0	3	1	1	0	2	2	0	0	0	0	0	0	2-11	0-0	0	9.00	-



# RYAN CASTILLO

RHP • 6-2 • FR.  
Los Lunas, N.M. • Los Lunas HS

# 39

**LOS LUNAS HS (CLASS OF 2023):** Named NM All-State as well as competing in the State All-Star Game ...Multiple-time All-Metro, All-District ... Named District Player of the Year following senior season in 2023.

## 2024 GAME-BY-GAME

Date	Opponent	GS	IP	H	R	ER	BB	SO	2B	3B	HR	WP	BK	HBP	IBB	Score	W-L	Sv	ERA	NP
Feb 18	vs Minnesota		0.1	2	4	3	2	0	0	1	0	1	0	0	0	2-11	0-0	0	81.00	17
Mar 05	TEXAS TECH		4.0	4	2	2	0	2	2	1	0	0	0	2	0	8-11	0-0	0	10.38	55
Totals		0	4.1	6	6	5	2	2	2	2	0	1	0	2	0	10-22	0-0	0	10.38	-



# WIL BANNISTER

RHP • 6-3 • SR.  
Las Cruces, N.M. • Centennial HS

# 40

**2023 (JUNIOR):** In first season with the Lobos appeared in 16 games including one start on the mound...racked up 19 innings pitched with 11 strikeouts against eight walks...earned first win as a Lobo on May 2 with a two-inning performance against New Mexico State, including a season-high three strikeouts...earned first save as a Lobo on Feb. 18 vs. UC Santa Barbara with two shutout innings...threw a season-high 2 1/3 innings on March 10 vs. Air Force...had multiple strikeouts in three appearances.

**2022 (SOPHOMORE, PIMA CC):** As a sophomore posted a 3.77 ERA across 18 appearances primarily out of the bullpen...led the team with four saves...struck out 37 hitters while walking just 13 in 31 innings of work...earned three wins on the season...had a season-high six strikeouts on Feb. 2 against Northeastern Junior College...threw a season-high five innings on Feb. 18 against Community Christian College.

**2021 (FRESHMAN, PIMA CC):** As a true freshman logged 49 2/3 innings across 11 appearances...made 10 starts...carried a 5.62 ERA...had 42 strikeouts against 20 walks...tossed a pair of complete games...earned four wins and one save on the season...had a season-high nine strikeouts on Feb. 23 at Paradise Valley CC...threw first collegiate shutout on March 9 in a 7-0 win over Phoenix College...logged a one-hit shutout in an 8-0 win over Glendale CC on March 30.

**2020 (COVID FRESHMAN, NEW MEXICO STATE):** Pitched in two games out of the bullpen...struck out two hitters in one inning of work.

## 2024 GAME-BY-GAME

Date	Opponent	GS	IP	H	R	ER	BB	SO	2B	3B	HR	WP	BK	HBP	IBB	Score	W-L	Sv	ERA	NP
Feb 17	vs CSU Bakersfield		2.2	3	1	1	0	0	1	0	0	1	0	0	0	4-3	0-0	0	3.38	43
Feb 24	SOUTH DAKOTA STA	*	5.0	7	2	2	2	5	1	2	1	0	0	0	0	13-2	1-0	0	3.52	83
Mar 02	HOFSTRA-1	*	5.0	9	5	5	3	4	1	0	1	0	0	0	0	15-16	1-0	0	5.68	98
Mar 10	UNLV	*	6.0	10	4	4	2	1	2	0	0	1	0	1	0	6-5	1-0	0	5.79	91
Totals		3	18.2	29	12	12	7	10	5	2	2	2	0	1	0	38-26	1-0	0	5.79	-

## CAREER SUMMARY

Year	era	w-l	app	qs	cq	sho	sv	ip	h	r	er	bb	so	2b	3b	hr	bf	bavg	wp	hbp	bk	sfa	sha
2021*	5.62	4-3	11	10	2	2/0	1	49.2	59	38	31	20	42	0	0	8	0	.369	1	9	0	0	0
2022*	3.77	3-1	18	1	0	0/0	4	31.0	24	19	13	13	37	0	0	0	0	.369	0	2	0	0	0
2023	9.47	1-3	16	1	0	0/1	1	19.0	31	21	20	8	11	3	0	3	98	.369	3	3	0	0	3
TOTAL	9.47	1-3	16	1	0	0/1	1	19.0	31	21	20	8	11	3	0	3	98	.369	3	3	0	0	3
All*	5.78	8-7	45	12	2	2/1	6	99.2	114	78	64	41	90	3	0	11	98	1.357	4	14	0	0	3



# BLANE ROMERO

RHP • 6-0 • SR.  
Spring, Texas • Oak Ridge HS

# 41

**2023 (JUNIOR, SAM HOUSTON):** Made six appearances for Sam Houston for a total of 9.1 IP ... struck out seven and held batters to a .265 average ... finished the season with a 7.71 ERA.

**2022 (SOPHOMORE, SAM HOUSTON):** Made 17 appearances out of the bullpen for a total of 20 1/3 IP ... Struck out 20 and walked 9 in that span, finishing the season with a 6.64 ERA.

**2020-21 (FRESHMAN, BLINN COLLEGE):** Was part of Buccaneer squad in both 2020 and 2021 ... had 16 strikeouts in 15.0 IP ... made 9 appearances in 2021, punching out 7 in 8.2 IP

**OAK RIDGE HS (CLASS OF 2019):** Led prep team to district title in and state playoffs in 2018 and 2019 ... twice named all-district at pitcher and second base ... also a standout in football, earning all-state honors at quarterback ... named ORHS offensive MVP and academic all-state

## CAREER SUMMARY (SAM HOUSTON STATE)

Year	era	w-l	app	gs	cg	sho	sv	ip	h	r	er	bb	so	2b	3b	hr	bf	bavg	wp	hbp	bk	sfa	sha
2022	6.64	1-0	17	0	0	0/0	0	20.1	25	17	15	9	21	5	0	2	98	.301	5	4	1	1	1
2023	7.71	0-0	6	0	0	0/0	0	9.1	9	8	8	6	7	3	0	1	42	.265	2	1	0	1	0
TOTAL	6.98	1-0	23	0	0	0/0	0	29.2	34	25	23	15	28	8	0	3	140	.291	7	5	1	2	1



# GENE TRUJILLO

1B • 6-5 • FR.  
Albuquerque, N.M. • St. Pius X

# 43

**ST. PIUS X (CLASS OF 2023):** .597 batting average and 12 homers in senior season ... Ranked as the No. 1 First Baseman in his class in New Mexico and No. 3 overall (Perfect Game) ... Ranked as the No. 24 First Baseman in his class nationally. Three-time preseason All-American (Perfect Game).

## 2024 GAME-BY-GAME

Date	Opponent	Pos	AB	R	H	RBI	2B	3B	HR	BB	SB	CS	HBP	SAC	SF	GDP	K	PO	A	E	Avg
Feb 16	vs Oregon State	ph	1	0	0	0	0	0	0	0	0	0	0	0	0	0	1	0	0	0	.000
Feb 18	vs Minnesota	ph/1b	1	0	0	0	0	0	0	0	0	0	0	0	0	0	1	1	0	0	.000
Feb 24	SOUTH DAKOTA STA	ph	1	1	1	2	0	0	1	0	0	0	0	0	0	0	0	0	0	0	.333
Totals		Ogs	3	1	1	2	0	0	1	0	0	0	0	0	0	0	2	1	0	0	.333

On base pct. .333 • Slugging pct. 1.333



# VASCON SMITH

OF • 6-0 • FR.  
Rio Rancho, N.M. • Rio Rancho HS

# 44

**RIO RANCHO HS (CLASS OF 2023):** 2022 and 2023 First Team All-Metro ... 2022 and 2023 5A District 1st team ... 2023 5A All-State First Team ... 2023 NM District 1 5A Co-Player of the Year ... 2023 NM All-Stars First Team ... Won a state championship in his senior year, posting a .523 batting average to go with 41 RBI, 41 runs and seven homers, getting on base at a .593 clip ... 2022 All-Metro First Team (Football).





# ETHAN OTT

1B/OF • 6-2 • JR.  
Chesapeake, Va. • Greenbriar Christian

# 47

**2023 (SOPHOMORE, UNC PEMBROKE):** Improved his batting average to .369 in his second season, once again earning All-Conference honors ... Started all 55 games for UNCP ... Hit 10 homers and 10 doubles while drawing 35 walks ... stole seven bases.

**2022 (FRESHMAN, UNC PEMBROKE):** Conference Carolinas Freshman of the Year ... Hit .345 on the season while driving in a team-high 57 runs ... 14 2B, 1 3B and nine homers.

**GREENBRIAR CHRISTIAN ACADEMY (CLASS OF 2021):** Prepped at Greenbriar Christian Academy for coach Patrick Nichols ... Earned first team all-area, all-conference and conference player of the year laurels as a senior after hitting .500 with 10 extra-base hits, 30 RBI and 30 runs scored ... Junior campaign was canceled due to COVID restrictions.

## 2024 GAME-BY-GAME

Date	Opponent	Pos	AB	R	H	RBI	2B	3B	HR	BB	SB	CS	HBP	SAC	SF	GDP	K	PO	A	E	Avg
Feb 16	vs Oregon State	*dh	4	0	1	0	0	0	0	1	0	0	0	0	0	0	2	0	0	0	.250
Feb 18	vs Minnesota	*dh	5	0	1	0	0	0	0	0	0	0	0	0	0	0	3	0	0	0	.222
Feb 19	vs CSU Bakersfield	*1b	0	0	0	2	0	0	0	3	0	0	0	0	0	0	0	7	0	0	.222
Feb 23	SOUTH DAKOTA STA	*dh	5	1	2	2	0	0	0	0	0	0	0	0	1	0	1	0	0	0	.286
Feb 24	SOUTH DAKOTA STA	*dh	5	0	2	1	1	0	0	0	0	0	0	0	0	0	2	0	0	0	.316
Mar 01	HOFSTRA	*dh	4	0	1	1	1	0	0	0	0	0	1	0	0	0	2	0	0	0	.304
Mar 02	HOFSTRA-2	*dh	3	3	3	3	0	0	1	1	0	0	0	0	0	0	0	0	0	0	.385
Mar 03	HOFSTRA	*dh	5	1	1	1	1	0	0	0	0	0	0	0	0	0	3	0	0	0	.355
Mar 09	UNLV-1	*dh	4	2	2	1	1	0	1	0	0	0	1	0	0	0	1	0	0	0	.371
Mar 09	UNLV-2	*dh	4	2	2	1	0	0	0	2	0	0	0	0	0	0	0	0	0	0	.385
Mar 10	UNLV	*dh	4	0	0	0	0	0	0	0	0	0	0	0	0	0	1	0	0	0	.349
Totals		11gs	43	9	15	12	4	0	2	7	0	0	2	0	1	0	15	7	0	0	.349

On base pct. .453 • Slugging pct. .581



# ANDREW NEIL

INF/RHP • 5-11 • JR.  
Oakley, Calif. • Freedom HS

# 48

**2023 (SOPHOMORE, FOLSOM LAKE CC):** First Team All-Conference Utility player after hitting .320 on the season while also pitching 79 innings ... struck out 73 and finished the season with a 4.44 ERA ... three homers, one triple and eight doubles while driving in 25 RBI ...

**2022 (FRESHMAN, LOS MEDANOS JC):** Conference MVP, Freshman Pitcher of the Year, JUCO All-American ... hit .331 while scoring a team-high 52 runs and driving in 28 more ... threw 79 innings in total with a 2.39 ERA and 1.01 WHIP while striking out 89 in that span.

**FREEDOM HS (CLASS OF 2021):** First-team all-BVAL selection in 2021 ... Graduated that spring.

## 2024 GAME-BY-GAME

Date	Opponent	Pos	AB	R	H	RBI	2B	3B	HR	BB	SB	CS	HBP	SAC	SF	GDP	K	PO	A	E	Avg
Feb 23	SOUTH DAKOTA STA	pr	0	1	0	0	0	0	0	0	0	0	0	0	0	0	0	0	0	0	.000
Feb 24	SOUTH DAKOTA STA	pr	0	1	0	0	0	0	0	0	0	0	0	0	0	0	0	0	0	0	.000
Mar 12	at Arizona State	*p	0	0	0	0	0	0	0	0	0	0	0	0	0	0	0	1	0	0	.000
Totals		1gs	0	2	0	0	0	0	0	0	0	0	0	0	0	0	0	1	0	0	.000

On base pct. .000 • Slugging pct. .000

Date	Opponent	GS	IP	H	R	ER	BB	SO	2B	3B	HR	WP	BK	HBP	IBB	Score	W-L	Sv	ERA	NP
Mar 12	at Arizona State	*	0.2	0	3	3	3	0	0	0	0	2	0	1	0	6-4	0-0	0	40.50	21
Totals		1	0.2	0	3	3	3	0	0	0	0	2	0	1	0	6-4	0-0	0	40.50	-



# CAYNE KILLION

LHP • 6-0 • FR.  
Mesa, Ariz. • Red Mountain HS

# 49

**RED MOUNTAIN HS (CLASS OF 2023):** Ranked as the No. 4 LHP prospect in the state of Arizona in his class by Perfect Game and No. 39 in the state overall ... Top-500 recruit nationally, No. 164 LHP in the nation for class of '23.

# NEW MEXICO 2024 FIELDING STATS

Player	c	po	a	e	fld%	dp	sba	csb	sba%	pb	ci
11 STEPHENS, Sean	32	32	0	0	1.000	0	0	0	---	0	0
12 ASBY, Will	27	27	0	0	1.000	0	0	0	---	0	0
26 MANSY, Luke	18	7	11	0	1.000	2	0	0	---	0	0
14 CARRIS, Akili	16	7	9	0	1.000	0	0	0	---	0	0
27 LOPEZ, David	8	1	7	0	1.000	0	6	0	1.000	0	0
47 OTT, Ethan	7	7	0	0	1.000	1	0	0	---	0	0
10 MUNGUIA, Austin	6	6	0	0	1.000	0	0	0	---	0	0
33 PURSER, Daxton	3	0	3	0	1.000	0	1	3	.250	0	0
23 JACKSON, Jaren	2	0	2	0	1.000	0	1	1	.500	0	0
31 PENGELLY, Dayne	1	0	1	0	1.000	0	2	0	1.000	0	0
19 STILL, Justin	1	1	0	0	1.000	0	1	0	1.000	0	0
29 HARDY, Wyatt	1	1	0	0	1.000	0	1	0	1.000	0	0
48 NEIL, Andrew	1	1	0	0	1.000	0	1	0	1.000	0	0
43 TRUJILLO, Gene	1	1	0	0	1.000	0	0	0	---	0	0
39 CASTILLO, Ryan	1	0	1	0	1.000	0	1	0	1.000	0	0
22 BAKER-LIVINGSTON,Be	1	0	1	0	1.000	0	0	0	---	0	0
18 HOLLAND, Jake	102	93	8	1	.990	0	12	3	.800	2	0
30 SPENRATH, Reed	165	151	12	2	.988	20	0	0	---	0	0
24 SMITH, Kyle	56	53	2	1	.982	0	13	0	1.000	0	0
15 WALKER, Khalil	44	43	0	1	.977	0	0	0	---	0	0
3 DIXON, Devon	81	25	54	2	.975	15	0	0	---	0	0
2 WEISSENBORN, Chase	41	14	25	2	.951	9	0	0	---	0	0
9 MCALISTER, Josh	17	3	13	1	.941	2	0	0	---	0	0
8 KINKADE, Konner	50	20	26	4	.920	8	0	0	---	0	0
4 WOOD, Tye	27	23	1	3	.889	0	0	0	---	0	0
34 BARNHOUSE, Josh	4	1	2	1	.750	0	2	1	.667	0	0
13 RUSSELL, Brett	3	1	1	1	.667	0	4	0	1.000	0	0
35 STEINKAMP, Arthur	4	1	1	2	.500	0	3	0	1.000	0	0
40 BANNISTER, Wil	2	0	1	1	.500	0	2	0	1.000	0	0
6 MCBROOM, Brian	0	0	0	0	.000	0	0	0	---	0	0
17 MOGEN, Cristian	0	0	0	0	.000	0	0	0	---	0	0
38 LEHMBECK, Blake	0	0	0	0	.000	0	0	0	---	0	0
Totals	722	519	181	22	.970	21	25	5	.833	2	0
Opponents	700	502	174	24	.966	14	23	8	.742	2	0

Hitting minimums - 1 Games 1 AB 2.0 AB/Game 1 TPA 2.0 TPA/Game

Pitching minimums - 1 Games 1.0 IP/Game

# NEW MEXICO 2024 OVERALL STATS

Record: 12-8 Home: 8-4 Away: 2-2 Neutral: 2-2 MW: 4-2

Player	avg	gp-gs	ab	r	h	2b	3b	hr	rbi	tb	slg%	bb	hp	so	gdp	ob%	sf	sh	sb-att	po	a	e	fld%
4 WOOD, Tye	.426	18-16	47	23	20	4	0	2	12	30	.638	18	9	10	0	.635	0	0	9-11	23	1	3	.889
8 KINKADE, Konner	.356	17-11	45	10	16	2	0	0	15	18	.400	7	3	11	1	.456	2	0	0-0	20	26	4	.920
47 OTT, Ethan	.349	11-11	43	9	15	4	0	2	12	25	.581	7	2	15	0	.453	1	0	0-0	7	0	0	1.000
18 HOLLAND, Jake	.346	14-13	52	12	18	9	0	5	15	42	.808	2	1	12	3	.362	3	0	0-0	93	8	1	.990
11 STEPHENS, Sean	.345	17-15	58	10	20	1	2	0	8	25	.431	10	2	9	1	.457	0	0	8-11	32	0	0	1.000
15 WALKER, Khalil	.333	17-15	63	19	21	3	0	0	9	24	.381	14	0	11	0	.449	1	2	1-3	43	0	1	.977
30 SPENRATH, Reed	.316	20-19	76	17	24	7	3	3	16	46	.605	17	1	20	0	.447	0	0	1-1	151	12	2	.988
9 MCALISTER, Josh	.295	12-11	44	9	13	2	1	1	7	20	.455	5	1	10	1	.380	0	1	3-3	3	13	1	.941
12 ASBY, Will	.284	20-18	74	20	21	8	0	5	23	44	.595	12	4	6	0	.407	1	0	0-0	27	0	0	1.000
3 DIXON, Devon	.265	19-19	68	14	18	4	0	1	12	25	.368	12	1	16	2	.383	0	1	0-0	25	54	2	.975
-----																							
43 TRUJILLO, Gene	.500	4-0	4	2	2	0	0	1	3	5	1.250	0	0	2	0	.400	1	0	0-0	1	0	0	1.000
10 MUNGUIA, Austin	.500	3-0	2	0	1	0	0	0	0	1	.500	0	0	0	0	.500	0	0	0-0	6	0	0	1.000
24 SMITH, Kyle	.368	12-9	38	13	14	4	0	2	15	24	.632	7	3	9	2	.500	0	0	1-2	53	2	1	.982
14 CARRIS, Akili	.333	7-6	24	6	8	2	0	0	8	10	.417	2	0	8	1	.370	1	2	0-0	7	9	0	1.000
2 WEISSENBORN, Chase	.273	10-10	33	0	9	3	0	0	4	12	.364	1	0	9	0	.294	0	0	0-0	14	25	2	.951
26 MANSY, Luke	.207	12-7	29	8	6	1	0	0	3	7	.241	11	0	5	0	.425	0	1	0-0	7	11	0	1.000
48 NEIL, Andrew	.000	2-0	0	2	0	0	0	0	0	0	.000	0	0	0	0	.000	0	0	0-0	1	0	0	1.000
Totals	.323	20	700	174	226	54	6	22	162	358	.511	125	27	153	11	.439	10	7	23-31	519	181	22	.970
Opponents	.332	20	733	168	243	60	7	26	155	395	.539	88	26	153	20	.416	11	6	25-30	502	174	24	.966

LOB - Team (193), Opp (177). DPs turned - Team (21), Opp (14). IBB - Team (2), SPENRATH, R. 1, MCALISTER, J 1. Picked off - WEISSENBORN 1, WALKER, K. 1, WOOD, T. 1, STEPHENS, S. 1.

### (All games Sorted by Earned run avg)

Player	era	w-l	app	gs	cg	sho	sv	ip	h	r	er	bb	so	2b	3b	hr	b/avg	wp	hp	bks	sfa	sha	
27 LOPEZ, David	6.93	2-1	5	5	0	0/0	0	24.2	34	22	19	9	18	8	0	2	.327	1	2	0	0	3	
40 BANNISTER, Wil	7.48	1-0	5	4	0	0/0	0	21.2	38	18	18	8	13	7	2	2	.380	3	3	0	1	1	
-----																							
17 MOGEN, Cristian	0.00	1-0	1	0	0	0/0	0	2.0	2	0	0	0	0	1	0	0	.250	0	0	0	0	0	
19 STILL, Justin	1.12	1-0	6	0	0	0/0	1	8.0	6	3	1	8	8	0	0	1	.214	1	1	0	0	0	
22 BAKER-LIVINGSTON,Be	3.00	0-0	2	2	0	0/0	0	6.0	6	2	2	1	8	1	0	0	.286	1	2	0	1	0	
33 PURSER, Daxton	4.74	0-0	6	3	0	0/0	0	19.0	15	11	10	15	15	5	0	1	.221	2	2	0	0	1	
35 STEINKAMP, Arthur	6.08	1-1	7	0	0	0/0	0	13.1	17	11	9	5	6	8	1	0	.298	2	2	0	1	0	
34 BARNHOUSE, Josh	7.88	1-0	8	0	0	0/0	1	16.0	21	16	14	9	18	7	0	3	.328	1	0	0	2	0	
6 MCBROOM, Brian	8.64	1-0	7	0	0	0/0	3	8.1	12	8	8	2	8	2	0	3	.324	0	2	1	1	0	
38 LEHMBECK, Blake	9.00	0-0	1	0	0	0/0	0	1.0	3	1	1	0	2	2	0	0	.500	0	0	0	0	0	
31 PENGELLY, Dayne	9.31	2-1	3	1	0	0/0	0	9.2	15	10	10	8	11	2	1	0	.357	4	4	1	1	0	
39 CASTILLO, Ryan	9.82	0-0	3	0	0	0/0	0	7.1	10	9	8	3	8	3	2	1	.333	1	2	0	1	0	
13 RUSSELL, Brett	11.48	1-0	4	1	0	0/0	0	13.1	17	19	17	5	13	6	1	2	.304	4	1	0	1	0	
23 JACKSON, Jaren	12.27	1-4	5	2	0	0/0	0	14.2	31	21	20	7	14	6	0	9	.431	0	3	0	2	1	
29 HARDY, Wyatt	17.55	0-1	4	1	0	0/0	1	6.2	15	13	13	3	9	2	0	2	.429	1	0	0	0	0	
48 NEIL, Andrew	27.00	0-0	2	1	0	0/0	0	1.1	1	4	4	5	2	0	0	0	.200	2	2	1	0	0	
Totals	8.01	12-8	20	20	0	0/0	6	173.0	243	168	154	88	153	60	7	26	.332	23	26	3	11	6	
Opponents	8.44	8-12	20	20	0	0/0	3	167.1	226	174	157	125	153	54	6	22	.323	23	27	3	10	7	

PB - Team (2), HOLLAND, J. 2, Opp (2). Pickoffs - Team (3), RUSSELL, B. 1, BARNHOUSE, J 1, PURSER, D. 1, Opp (4). SBA/ATT - HOLLAND, J. (12-15), SMITH, K. (13-13), LOPEZ, D. (6-6), PURSER, D. (1-4), RUSSELL, B. (4-4), STEINKAMP, A (3-3), BARNHOUSE, J (2-3), JACKSON, J. (1-2), BANNISTER, W (2-2), PENGELLY, D. (2-2), CASTILLO, R. (1-1), STILL, J. (1-1), HARDY, W. (1-1), NEIL, A. (1-1).