

# THE UNIVERSITY OF NEW MEXICO SOFTBALL

## MARCH 12 | TEXAS TECH | LUBBOCK, TEXAS

### 2024 SCHEDULE

OVERALL: 7-19 • MW: 0-0 • H: 0-1 • A: 1-10 • N: 6-8

| DATE | OPPONENT        | TIME/SCORE  |
|------|-----------------|-------------|
| 2/9  | Tennessee State | W, 7-6      |
| 2/9  | at RV McNeese   | L, 12-4 (6) |

#### Louisiana Classics Lafayette, La.

|      |                     |             |
|------|---------------------|-------------|
| 2/10 | Chattanooga         | L, 4-2      |
| 2/10 | RV Cal              | L, 16-3 (5) |
| 2/11 | at No. 21 Louisiana | L, 10-2 (5) |

|      |         |            |
|------|---------|------------|
| 2/14 | at UTEP | L, 4-3 (8) |
| 2/14 | at UTEP | L, 4-2     |

#### ACU Tournament Abilene, Texas

|      |                      |            |
|------|----------------------|------------|
| 2/16 | Marist               | W, 13-3    |
| 2/16 | at Abilene Christian | L, 7-3     |
| 2/17 | Houston Christian    | L, 3-1     |
| 2/18 | Marist               | W, 10-7    |
| 2/18 | at Abilene Christian | L, 8-0 (5) |

#### UNT Invite Denton, Texas

|      |                   |             |
|------|-------------------|-------------|
| 2/23 | Stephen F. Austin | W, 6-3      |
| 2/23 | at North Texas    | L, 3-1      |
| 2/24 | Stephen F. Austin | L, 13-1 (5) |
| 2/24 | at North Texas    | L, 1-0 (8)  |
| 2/25 | Minnesota         | L, 10-1     |

|      |            |        |
|------|------------|--------|
| 2/28 | Texas Tech | L, 9-2 |
|------|------------|--------|

#### Purple Classic Phoenix, Ariz.

|     |                 |        |
|-----|-----------------|--------|
| 3/1 | Pacific         | L, 5-2 |
| 3/1 | Montana         | W, 3-2 |
| 3/2 | Toledo          | W, 5-1 |
| 3/2 | at Grand Canyon | L, 5-2 |

#### Rainbow Wahine Classic Honolulu, Hawai'i

|     |                 |        |
|-----|-----------------|--------|
| 3/7 | Cleveland State | L, 3-1 |
| 3/7 | at Hawai'i      | L, 3-1 |
| 3/8 | UConn           | L, 3-1 |
| 3/8 | at Hawai'i      | W, 5-4 |

|      |               |         |
|------|---------------|---------|
| 3/12 | at Texas Tech | 11 a.m. |
| 3/12 | at Texas Tech | 1 p.m.  |

|      |                     |        |
|------|---------------------|--------|
| 3/15 | at San José State * | 7 p.m. |
| 3/16 | at San José State * | 4 p.m. |
| 3/17 | at San José State * | 1 p.m. |

|      |        |         |
|------|--------|---------|
| 3/22 | UNLV * | 6 p.m.  |
| 3/23 | UNLV * | 1 p.m.  |
| 3/24 | UNLV * | 11 a.m. |

|      |                     |        |
|------|---------------------|--------|
| 3/26 | at New Mexico State | 4 p.m. |
| 3/26 | at New Mexico State | 6 p.m. |

|      |             |        |
|------|-------------|--------|
| 3/28 | at Nevada * | 4 p.m. |
| 3/29 | at Nevada * | 2 p.m. |
| 3/30 | at Nevada * | 1 p.m. |

|     |                   |         |
|-----|-------------------|---------|
| 4/3 | San Diego State * | 12 p.m. |
| 4/3 | San Diego State * | 2 p.m.  |

|     |                     |         |
|-----|---------------------|---------|
| 4/6 | at Colorado State * | 1 p.m.  |
| 4/7 | at Colorado State * | 12 p.m. |

|      |                  |        |
|------|------------------|--------|
| 4/16 | New Mexico State | 4 p.m. |
|------|------------------|--------|

|      |              |         |
|------|--------------|---------|
| 4/19 | Utah State * | 6 p.m.  |
| 4/20 | Utah State * | 1 p.m.  |
| 4/21 | Utah State * | 11 a.m. |

|      |                  |         |
|------|------------------|---------|
| 4/26 | at Boise State * | 6 p.m.  |
| 4/27 | at Boise State * | 2 p.m.  |
| 4/28 | at Boise State * | 12 p.m. |

|     |                |         |
|-----|----------------|---------|
| 5/2 | Fresno State * | 6 p.m.  |
| 5/3 | Fresno State * | 1 p.m.  |
| 5/4 | Fresno State * | 11 a.m. |

5/8-11 MW Conference Tournament  
Boise, Idaho

All times are MT  
Bold denotes home games  
\*denotes Mountain West game  
All times listed are Mountain Time



**Record**  
7-19, 0-0 MW  
**Head Coach:**  
Nicole Dickson  
**Record at UNM:**  
26-50, 6-16 (2nd yr.)  
**Career Record:**  
195-173 (8th yr.)

### TEXAS TECH



**Record**  
19-5, 2-1 Big 12  
**Last Five:**  
4-1  
**Head Coach:**  
Craig Snider  
**Record at TTU:**  
50-27 (2nd yr.)  
**Career Record:**  
Same

### THE OPPONENTS

UNM heads into its final preparation before conference play with a doubleheader at Texas Tech, with the two teams already facing each other earlier this season in Albuquerque.

vs. Texas Tech  
Overall: 28-30  
Last Five: 0-5  
Last Game: 2/28/24 (L, 9-2)  
Last Win: 3/2/18 (W, 14-13, 10)  
Series Trend: L8

### LOBO NOTES

#### STEAL YOUR BASE

- Keyannah Chavez's three stolen bases against Tennessee State were the most for a Lobo in a single game since 2017, when D'Andra DeFlora had three against Santa Clara on 3/11/17.
- UNM's six stolen bases in the season opener were the most in a game since 2018, when UNM had six against Howard on 3/10/18. In addition to Chavez's three, Ashley Archuleta had two stolen bases and Katherine Brunner had one stolen base.
- The Lobos then stole seven bases against Marist on Feb. 16, the most in a single game for UNM since 2010.
- Emma Bramson and Elizabeth Baylor each stole two, with Sydney Carithers, DeNae Vasquez-Dickson and Archuleta each stealing one.
- UNM is 26-29 on the season in stolen bases with 10 different players recording at least one. UNM successfully stole on its first 24 attempts.
- Archuleta leads UNM going 6-7 with Bramson 4-4, Rachael Hathoot 3-3, Baylor, and Vasquez-Dickson 2-2 and Gabrielle Briones, Brunner and Hayden Luderer 1-1. Chavez and Carithers is 3-4 on the season.
- The Lobos are second in the MW in stolen bases and 72nd in the NCAA in total stolen bases.

#### KEY CONTRIBUTOR

- Keyannah Chavez leads the team in batting average (.386), slugging percentage (.571), on-base percentage (.456), triples (two) and total bases (40), is tied for the team lead in runs scored (12) and second in home runs (two), hits (27) and walks (seven). The sophomore is 13-29 (.448) as the lead-off, 21-33 (.636) in successfully advancing runners and of her seven RBI, three are with two outs.
- She's had eight multiple-hit games (five games with two hits and three games with three) and two games with two RBI.
- At GCU, Chavez led the team with seven hits, 11 total bases, four runs scored, a .438 batting average, .688 slugging percentage and .500 on-base percentage, and tied for second in walks (two) and RBI (two).
- Chavez had a sensational second week of the season, leading the Lobos with nine hits, two doubles, two triples, 15 total bases, and had a .833 slugging percentage and a .550 on-base percentage. Chavez closed the ACU Tournament going a combined 4-4 on Sunday with a double, a triple, a walk and one RBI, finishing with a 1.750 slugging percentage. Her 3-3 performance against Marist was her second three-hit outing of the season and her team-high fifth multi-hit game of the season.
- Among the MW, Chavez is tied for first in sac bunts, tied for second in triples, tied for fourth in hits, fourth in total bases, tied for eighth in batting average and 11th in slugging percentage and in on-base percentage.

#### GUEST APPEARANCE

- Freshman McKenna Guest has been a frequent presence in the circle for the Lobos, appearing in a team-high 18 games, starting a team-high 13 games and throwing six complete games.
- The RHP has thrown a team-high 72.0 innings, 30.1 more innings than the next Lobo pitcher, and has a team-best 47 strikeouts, accounting for 51.1% of UNM's total strikeouts. Guest has also been the pitcher on record in five of UNM's wins and earned her first save in the win against Marist.
- Guest struck out a season-high nine at UTEP and followed that up two days later with seven strikeouts in the first game against Marist.
- She is averaging 4.57 strikeouts per game and a 1.6 k/bb clip, averaging a team-best 4.0 inning per appearance.
- In her first collegiate appearance, Guest entered in the fourth inning with bases loaded and struck out the first two batters she faced. She then limited the Tigers to one hit in both the sixth and seventh innings to keep the Lobos within reach, recording a strikeout in each inning. Guest finished with 4.0 innings pitched, no runs or walk allowed with four hits and four strikeouts.
- The Pattonville, Texas native followed the first weekend up with a complete game in the first game at UTEP and of her nine strikeouts, she struck out the side in the sixth. Guest retired the side in order in both the fifth and sixth.
- In the win against SFA, Guest went 7.0 innings and allowed three runs (two earned) on five hits, with five scoreless innings including the last three of the game. She retired the side in order in both the sixth and seventh innings and recorded outs against the final nine batters she faced.
- Nationally, Guest has thrown the 14th-most innings in the NCAA, the second most by a freshman pitcher.

#### SHAKING UP THE LINEUP

- In the 26 games this season, the Lobos have used 24 different lineup combinations. UNM has used the same batting order in only the McNeese and Chattanooga games the first weekend and the same lineup in the Montana and Toledo games.
- The Lobos have used three different players in the leadoff spot, five in the second spot, four in the third spot, six in the cleanup, seven in the fifth spot, eight in the sixth spot, eight in the seventh spot, eight in the eighth spot and five in the ninth spot in the lineup.
- Rachael Hathoot has led off in 15 games and Elizabeth Baylor batting seventh in 14 games for the most frequency in the lineup. Sydney Carithers has batted eighth in 11 games, Ashley Archuleta

## 2024 QUICK FACTS

Name of School \_\_\_\_\_ University of New Mexico  
 Founded \_\_\_\_\_ 1889 by Territorial Legislature  
 Enrollment \_\_\_\_\_ 27,413  
 Nickname \_\_\_\_\_ Lobos  
 School Colors \_\_\_\_\_ Cherry & Silver  
 Conference \_\_\_\_\_ Mountain West  
 Affiliation \_\_\_\_\_ NCAA Division I  
 Venue \_\_\_\_\_ Lobo Softball Field  
 Dimensions \_\_\_\_\_ 205-225-205  
 Capacity \_\_\_\_\_ 1,500  
 President \_\_\_\_\_ Dr. Garnett Stokes  
 Athletic Director \_\_\_\_\_ Eddie Nuñez

## PROGRAM HISTORY

First Year of Softball \_\_\_\_\_ 1978  
 All-Time Record \_\_\_\_\_ 1067-1244-3  
 Mountain West Record \_\_\_\_\_ 144-339-1  
 NCAA Tournament Appearances \_\_\_\_\_ 3  
 1980 (IAIAW), 1981 (IAIAW) and 1983 (NCAA)  
 Last NCAA Postseason Opponent Cal St. Fullerton  
 Last NCAA Postseason Result \_\_\_\_\_ CSUF won series 2-1  
 Conference Championships \_\_\_\_\_ 3  
 1980 (Intermountain), 1981 (Intermountain) and  
 1983 (High Country)

## TEAM INFORMATION

2023 Overall Record \_\_\_\_\_ 19-31  
 2023 MW Record \_\_\_\_\_ 6-16 (9th)  
 Letterwinners Returning/Lost \_\_\_\_\_ 13/12  
 Pitchers Returning/Lost \_\_\_\_\_ 2/4  
 Starters Returning/Lost \_\_\_\_\_ 6/3  
 Newcomers \_\_\_\_\_ 15

## SOFTBALL STAFF

Head Coach \_\_\_\_\_ Nicole Dickson (2nd season)  
 Record at UNM \_\_\_\_\_ 26-50  
 Career Record \_\_\_\_\_ 195-173 (Eighth season)  
 Assistant Coach Morgan Spearman (2nd season)  
 Assistant Coach \_\_\_\_\_ Skylar Black (2nd season)  
 Assistant Coach \_\_\_\_\_ Sophie Hannabas (1st season)

## COMMUNICATIONS

Softball Contact \_\_\_\_\_ Allison Weiss  
 Email \_\_\_\_\_ allisonweiss@unm.edu  
 Cell Phone (Preferred) \_\_\_\_\_ (661) 313-5402

## DIGITAL MEDIA

Athletics Website \_\_\_\_\_ GoLobos.com  
 Main University Web Site \_\_\_\_\_ unm.edu  
 Conference Website \_\_\_\_\_ TheMW.com  
 X \_\_\_\_\_ @UNMLoboSB  
 Instagram \_\_\_\_\_ @UNMLoboSB  
 Facebook \_\_\_\_\_ @UNMLoboSB

## INTERVIEW REQUESTS

All interviews with UNM student-athletes and coaches are to be coordinated through the athletics communications office. Interviews may be arranged by contacting Allison Weiss in the athletics communications office (allisonweiss@unm.edu). All interview requests should be made at least 24 hours in advance.

and Chloe Yeatts third in 11 games and Emma Bramson fifth in 10 games. Keyannah Chavez second in eight games and Katherine Brunner sixth in nine games. Carithers has hit ninth in 10 games.

- Chavez has made the most movement in the batting order, appearing in seven different spots, the most often in leadoff and second (eight games), three times in the cleanup spot, two times in each the sixth and eighth spot and hit fifth in one game.
- In the field, UNM has used five different players in left, four at third, three behind the plate, five in right field, three in center, two at first base and three at second base. UNM has also had eight as the designated player.

### BY THE NUMBERS

- The Lobos have twice reached double figures in hits this season: UNM's win against Tennessee State where the Lobos finished with 12 hits, and 15 hits in the win against Marist on Feb. 16.
- UNM is 6-0 this season when scoring at least five runs, 3-2 when outhitting its opponent and 3-2 in one-run games.
- If the Lobos can score in the first inning and hold a lead after the first inning, the Lobos are 5-2 when scoring in the first inning and 5-1 when leading after the first, second, third and fourth innings, 6-1 when leading after the fifth and 6-0 when leading after the sixth inning.
- UNM is 21-39 (.538) with a runner on third and less than two outs, going 5-5 in the first game against Marist, 3-3 in the second game against the Red Foxes and 2-2 in the win against Toledo. UNM also went 3-4 in the win against SFA.
- The Lobos have had their leadoff hitter reach 37.6% of the time (65-173), with all seven reaching in the first game against Marist, 4-6 at McNeese and in the second game against Marist, and 5-7 in the game at GCU.
- UNM was 14-6 when scoring in the first inning and 13-5 when scoring first last season.
- The Lobos were 11-3 when leading after one, 13-1 when leading after two and 12-1 when leading after three. As the game went on, the Lobos were 13-3 when leading after the fourth inning, 11-2 when leading after five and 12-0 when leading after the sixth inning.
- UNM was 19-4 when outhitting its opponent last season and had 22 games with double-digit hits and were 16-6 when reaching double figures.

### VERSATILE EMMA

- Emma Bramson has played a total of four positions this season and a total of six in her three years at UNM.
- Bramson has started eight games as the designated player, four games at third, three games in right and the last 11 games at first. Last season, the Valencia, California native started 39 games at third and five games at second, and as a freshman started 25 at third and 21 games at shortstop.

### PATIENCE AT THE PLATE

- In the win against Marist on Feb. 18, the Lobos drew nine walks after walking seven times in the previous game against Houston Christian.
  - In the bottom of the second, the Lobos batted around to score seven runs with four hits and drew five walks to take the 7-3 lead. Sydney Carithers reached on a walk, and after the lineup turned over, the Red Foxes intentionally walked Rachael Hathoot to load the bases and both Ashley Archuleta and Chloe Yeatts followed up with walks to tie the game at three.
  - The Lobos later had a two-out rally in the fourth that started with a walk by Emma Bramson. Keyannah Chavez brought her around on a hit to left center, with the Lobo center-fielder taking third on a wild pitch on the next at-bat. Baylor walked and Grace Rana was hit by a pitch to load the bases, and DeNae Vasquez-Dickson extended the lead with a hit back up the middle to score two runs. The Lobos scored three runs on two hits in the inning, with all three runs coming from runners who reached on free bases.
- The Lobos have drawn 61 walks, with Ashley Archuleta leading with eight, Keyannah Chavez, Rachael Hathoot and Sydney Carithers at seven, Karly Smith and Katherine Brunner at six, Chloe Yeatts and DeNae Vasquez-Dickson at four, and Emma Bramson and Elizabeth Baylor walking three times each.

### FRESH PERSPECTIVE

- The Lobos revamped their roster with 12 freshmen and a total of 15 newcomers.
- Of the freshmen, UNM added four pitchers, three outfielders, three utility players and two infielders.
- UNM also added three transfers in junior catcher/infielder Sydney Carithers, junior pitcher Emily Brouse and sophomore outfielder Taylor Morgan.
- Of the freshmen, Katherine Brunner has played in 25 games with 22 starts, 11 games at third, six as the designated player and five at second. Macie Andrews has started four games, all in left, DeNae Vasquez-Dickson 18 games, 12 in left, one in center and five in right, and Gabrielle Briones starting in three games, two at third and one at second. McKenna Guest leads the Lobos' pitching staff with 13 starts and 18 appearances with Brooke Umali making one start and seven appearances.
- Carithers has started 23 games, playing in 25, 14 at catcher and nine at third.

### I'LL FOLLOW YOU

- Sydney Carithers followed Coach Dickson to UNM after two seasons at SFA, where she helped for Coach Dickson as a freshman.
- Her freshman season, Carithers played in 54 games with 52 starts, hitting .245 with a .338 slugging percentage and a .286 on-base percentage. She finished with 37 hits, six doubles, one triple and two home runs, recording 16 RBI.
- In her two seasons, she played in 105 games with 102 starts.

### AT THE CENTER OF IT ALL

- After starting all 50 games last season in left field, sophomore Keyannah Chavez has moved over to center, starting 17 of 25 games in center.
- Chavez finished with 45 hits, seven doubles, 19 RBI and 19 walks and hit .315 with a .410 on-base percentage and a .364 slugging percentage.
- The Leander, Texas native led the team in walks and was second in runs scored (36) and tied for second in doubles. She was third on the team in on-base percentage and hits, fourth in batting average and had a 16-game streak of reaching base and a six-game hitting streak.
- Chavez finished the season with a four-game streak of reaching base and a two-game hitting streak.
- She posted 12 multiple hit games and five multiple RBI games.
- Her freshman season, she was named MW Freshman of the Week twice (Feb. 21 and March 28) and MW Player of the Week once (March 28).

### MIDDLE (W)OMEN

- The Lobos are anchored in the middle infield with the stability and experience of Ashley Archuleta (second) and Rachael Hathoot (shortstop).
- To date, Archuleta has played in 121 games with 119 starts at second.
  - The Rio Rancho, New Mexico native is coming off her best season as a Lobo in terms of home runs (3), triples (5), batting average (.331), slugging percentage (.508) and RBI (25).
  - She finished the season on a 10-game hitting streak and had 13 games with multiple hits and eight games with multiple RBI.
  - In MW games, was second in hits (31), fifth in batting average (.437), sixth in slugging % (.676), 10th in on-base % (.481).
- Hathoot started all 26 games this season and all 50 games last season at shortstop, but has started all 148 games during her UNM career. The redshirt senior has shown her versatility, playing 42 games at second and four as a catcher her sophomore season (2021) and 26 games at third her freshman season. Hathoot missed 2022 due to injury.
  - She is also coming off her best season as a Lobo with 59 hits, nine doubles, seven triples, 31 RBI, 91 total bases, 12 walks, 38 runs scored, a .396 batting average, .452 on-base percentage and .611 slugging percentage.
  - She was 23-53 (.434) with runners in scoring position, 19-37 (.514) as the leadoff and 4-8 with bases loaded last season.
  - Her seven triples tied for the third most in a single season in program history, last done in 1998. It also ranked fifth in the NCAA and her 0.14 triples per game ranked seventh.
  - Hathoot led the team in batting average, slugging percentage, on-base percentage, doubles, triples, runs scored and total bases and she tied for the team high in RBI.

- Her 59 hits were more than her freshman and sophomore season combined, as were her 91 total bases.
- Hathoot had a career-best 15-game hit streak and career-best 20-game streak of reaching base and led the team with 18 multiple hit games, five games with three hits while also having seven multiple RBI games.

#### TAKE ME HOME COUNTRY ROADS.

- On the season, the Lobos will travel to the home states for 19 Lobos in Arizona (two), California (five), Hawai'i (one), Louisiana (one) and Texas (10).

#### IT'S NOT HOW YOU START...

- UNM was picked eighth in the MW Preseason Coaches' Poll with 17 points and two points behind Utah State.

#### LAST ONE, BEST ONE FOR RACHAEL

- After earning Mountain West All-Conference First Team last season, New Mexico shortstop Rachael Hathoot has been selected by the conference coaches to the All-Mountain West Preseason Team, one of 12 position players and the only Lobo to earn the preseason distinction.
- "Rachael is a top three player in the Mountain West Conference," commented head softball coach Nicole Dickson. "She is talented, competitive and has a high game IQ. She's been a leader and set the tone from day 1. Her mentality, work ethic and drive are consistent, and I believe her best softball is in front of her this season."
- Hathoot enters the season after hitting .414 with a .643 slugging percentage and a .468 on-base percentage in 22 MW games in 2023. Against conference opponents, Hathoot recorded 29 hits, which included five doubles, four triples and a home run for 45 total bases and accounted for 19 runs and 13 RBI.
- The Albuquerque native led the Lobos in runs scored, was second in batting average, slugging percentage, on-base percentage, hits and total bases, tied for the team lead in triples and was third in runs batted in. Hathoot had nine multiple hit games with at least one hit in 18 conference games as well as seven MW games with at least one RBI and three games with multiple RBI.
- Among the MW, Hathoot finished tied for second in triples, fifth in hits, sixth in batting average, ninth in total bases, 11th in slugging percentage, 13th in on-base percentage and tied for 13th in runs scored. In addition, Hathoot turned six double plays, tied for the second most among conference players, and was third in assists (54).

#### IT STARTS IN THE CIRCLE

- From the time she was hired, Coach Dickson has repeatedly stated that success starts in the circle, and it starts with veteran returners Amber Linton and Taylor Snow.
- RHP Amber Linton appeared in a team-high 32 games and 25 starts, throwing 14 complete games and 158.2 innings last season. Linton led the MW with 164 strikeouts and 48 looking, while also leading in innings pitched. Her 14 complete games doubled her total from her sophomore season and in addition, she threw three shutouts and had 15 games with five or more strikeouts. Linton set a career high with 14 strikeouts at Utah State, one of three games that she finished with 10+ strikeouts. Her 164 strikeouts ranked 58th in the NCAA and were the fifth most in a single season in program history.
- Her 7.24 strikeouts per game in 2023 was the single-season program record, breaking her own record of 6.97 she set in 2022.
- Linton needs 105 strikeouts to set the career record at UNM, with the Lobo recording over 150 strikeouts her first two seasons at UNM.
- On Linton, Coach Dickson commented that, "Amber has been grinding all offseason to expand her pitch resume. She is the veteran of the staff and she's going to get the ball. I believe she has a chip on her shoulder from last season- she's hungry to win and her work ethic backs it up. If she commands the zone and we play defense behind her, she has the ability to be one of the top three pitchers in the Mountain West."
- In her first season at UNM, RHP Snow appeared in 29 games with 14 starts, throwing two complete games. She finished with a 4.86 ERA, pitching 90.2 innings and allowing 83 runs (63 earned), 128 hits, striking out 28 and walking 29. Snow had the second-most appearances, starts, innings pitched and strikeouts on the pitching staff and recorded two strikeouts in eight games with a season-high three strikeouts at Texas Tech on March 12.
- The Lobos added five pitchers, four of which are freshmen, in the offseason in McKenna Guest (RHP), Kenzie Jones (RHP) and Alina Ortiz (RHP) and Brooke Umali (LHP) and junior Emily Brouse (RHP), who previously played at Odessa.
- To date, Guest has made the most appearances with 15 and thrown a staff-high 57.2 innings with 11 starts, five complete games and one save. The Lobos have used six pitchers with each pitcher recording at least one start. Guest (four) and Snow (two) have earned a win.

#### NO LET UP IN NON-CONFERENCE

- Entering her second season at UNM, Coach Dickson put together a schedule that includes seven teams that competed in the NCAA Tournament last season (McNeese, Cal, Louisiana, Marist, Minnesota, GCU, and San Diego State from the MW) with a team that advanced to the Super Regionals, 15 teams that won over 30 games and three teams that won over 40 games last season.
- The Lobos will face three Power 5 teams in Cal (Pac-12), Minnesota (Big Ten) and Texas Tech (Big 12).

#### LIFE ON THE ROAD

- The Lobos have 13 of 54 total games at home.
- UNM's first 17 games of the season were on the road, taking the Lobos to Louisiana and three times to Texas with the home opener on Feb. 28 against Texas Tech.
- Following the Feb. 28 home game, the Lobos don't have another home game until the MW series against UNLV starting on March 22, which included a recent prolonged 10-day stay on the road with a tournament in Phoenix and the Lobos heading straight to Honolulu.

#### A LOOK BACK AT 2023

- The Lobos made statistical improvements in Coach Nicole Dickson's first year at UNM, both in NCAA rankings and among program single-season stats.
- When it comes to program milestones:
  - The .299 batting average was the best batting average since 2015 and tied the best batting average in the last 11 years. UNM's 231 runs were the most since 2016, the 399 hits were the most since 2015, the 14 triples were the most since 2010, the 214 RBI the most since 2015 as was the .368 on-base percentage. The 40 stolen bases were the most since 2013.
  - UNM pitched 4 shutouts, the most since 2013 and turned 22 double plays, the most since 2015.
- UNM improved from 2022 to 2023 in 8 NCAA statistical categories:
  - The Lobos improved 141 spots in double plays turned per game (finished 27th with .44), improved 88 spots in triples per game (29th at .28), 87 spots in stolen bases per game (192nd at .80), 86 spots in batting average (45th at .299), 49 spots in runs per game (95th at 4.62), 46 spots in on-base percentage (68th at .368), 16 spots in shutouts (189 at 4) and 12 spots in slugging percentage (88th at .422).
- On opening weekend last season, UNM beat No. 19 Oregon State 8-0 in five innings for the first win against a ranked opponent since 2016 and the first run-rule of a ranked opponent since 2012.
- UNM had two players finish in the top 4 in the MW in batting average, with one returner in Rachael Hathoot (second at .396), and Hathoot also finished in the top 5 in the MW in hits (fifth at 59). Both Hathoot and Ashley Archuleta were among the top 2 in triples with Hathoot leading with seven and Archuleta tied for second with five.
- The Lobos had two MW Freshman of the Week and Player of the Week award winners and one MW Pitcher of the Week winner.
- UNM also had two First Team All-Mountain West players in Archuleta and Hathoot, the second for Archuleta and first for Hathoot, and the first time that UNM has had two earn spots on the first team since 2014.

#### FIRST GAME, FIRST WIN

- Coach Dickson became just the second coach to win in their Lobo coaching debut, doing so with the largest margin of victory (+9) when UNM run-ruled Nicholls 12-3 in five on Feb. 9, 2023. Erica Beach was the other head coach to win in her first game (a 10-2, five inning win against Utah Valley on Feb. 12, 2011).

#### ABOUT TEXAS TECH

- Since the last time the Lobos faced the Red Raiders, TTU has gone 6-2 and is coming off of a series win (2-1) over BYU this past weekend. They are 19-5 on the season, 4-1 at home.
- Kailey Wyckoff leads with 29 hits, with six doubles, one triple and one home run. TTU has four players with 20-plus hits this season. Riley Love leads with 29 RBI, seven home runs and 54 total bases, as well as with a .794 slugging percentage.
- TTU has used six pitchers, led by Maddie Kuehl with 14 appearances and eight starts and has thrown five complete games and earned two saves. Kuehl has also thrown 56.2 innings, the most on the pitching staff, and struck out 50 to 28 walks. Maddy Wright has a team-best 2.03 ERA, throwing 41.1 innings with 11 appearances and seven starts, four complete games.

NUMERICAL ROSTER

| #  | NAME                  | POS   | HT   | YR     | B/T | HOMETOWN (PREVIOUS SCHOOL)                 |
|----|-----------------------|-------|------|--------|-----|--|
| 00 | DeNae Vasquez-Dickson | OF    | 5-4  | Fr.    | L/L | Grapevine, Texas (Colleyville Heritage HS) |
| 1  | Gabrielle Briones     | UTIL  | 5-3  | Fr.    | R/R | Mesquite, Texas (Mesquite HS)              |
| 2  | Savana Martinez       | C     | 5-3  | RS-Jr. | R/R | Albuquerque, N.M. (Rio Rancho HS)          |
| 3  | Rachael Hathoot       | INF   | 5-8  | RS-Sr. | R/R | Albuquerque, N.M. (La Cueva HS)            |
| 4  | Macie Andrews         | OF    | 5-3  | Fr.    | R/R | Enid, Okla. (Chisholm HS)                  |
| 5  | Kenzie Jones          | P     | 5-8  | Fr.    | R/R | Crawford, Texas (Crawford HS)              |
| 6  | Alina Ortiz           | P     | 5-6  | Fr.    | R/R | Corona, Calif. (Centennial HS)             |
| 7  | Ashley Archuleta      | INF   | 5-4  | Jr.    | L/R | Rio Rancho, N.M. (Cleveland HS)            |
| 8  | Katherine Brunner     | INF   | 5-7  | Fr.    | R/R | Katy, Texas (James E. Taylor HS)           |
| 9  | Jewels Hanawahine     | UTIL  | 5-9  | Fr.    | R/R | Waimanalo, Hawaii (Kamehameha Kapalama)    |
| 12 | Savannah Braun        | INF   | 5-10 | Sr.    | R/R | Tualatin, Ore. (Tualatin HS)               |
| 13 | Elizabeth Baylor      | OF    | 5-8  | So.    | R/R | Richmond, Texas (Churchill Fulshear HS)    |
| 14 | Taylor Snow           | P     | 5-10 | RS-Jr. | R/R | Columbia, La. (Louisiana)                  |
| 16 | Brooke Umali          | P     | 5-3  | Fr.    | L/L | Burlingame, Calif. (Aragon HS)             |
| 17 | Amber Linton          | P     | 6-0  | Sr.    | R/R | Franklin, Ind. (Indiana)                   |
| 18 | Grace Rana            | C     | 5-6  | So.    | R/R | Queen Creek, Ariz. (Queen Creek HS)        |
| 20 | Emma Bramson          | INF   | 5-7  | Jr.    | R/R | Valencia, Calif. (Valencia HS)             |
| 21 | Taylor Morgan         | OF    | 5-6  | So.    | R/R | Gallup, N.M. (Trinidad State College)      |
| 23 | McKenna Guest         | P     | 5-6  | Fr.    | R/R | Pattonville, Texas (Prairiland HS)         |
| 24 | Diamond Sandoval      | OF    | 5-3  | Sr.    | R/R | Norwalk, Calif. (St. Paul HS)              |
| 25 | Chloe Yeatts          | C/INF | 5-9  | So.    | R/R | Ardmore, Okla. (Lone Grove HS)             |
| 26 | Karly Smith           | OF    | 5-10 | Fr.    | L/R | Scottsdale, Ariz. (Horizon HS)             |
| 27 | Hayden Luderer        | UTIL  | 5-5  | Fr.    | R/R | Thousand Oaks, Calif. (Louisville HS)      |
| 28 | Emily Brouse          | P     | 6-0  | Jr.    | R/R | Harlan, Iowa (Odessa College)              |
| 33 | Sydney Carithers      | C/INF | 5-6  | Jr.    | R/R | Fort Worth, Texas (Stephen F. Austin)      |
| 38 | Keyannah Chavez       | OF    | 5-1  | So.    | L/L | Leander, Texas (Glen HS)                   |
| 44 | Lauren Garcia         | INF   | 5-11 | RS-So. | R/R | El Paso, Texas (Montwood HS)               |
| 55 | Amanda Croteau        | INF   | 5-3  | Fr.    | R/R | Katy, Texas (Cinco Ranch HS)               |

COACHING STAFF

|                                  |            |                    |
|----------------------------------|------------|--------------------|
| Head Coach: Nicole Dickson       | 2nd season | Eastern New Mexico |
| Assistant Coach: Morgan Spearman | 2nd season | Angelo State       |
| Assistant Coach: Skylar Black    | 2nd season | Stephen F. Austin  |
| Assistant Coach: Sophie Hannabas | 1st season | Stephen F. Austin  |

HOME

ARIZONA (2)

Grace Rana, Karly Smith

CALIFORNIA (5)

Emma Bramson, Hayden Luderer, Alina Ortiz, Diamond Sandoval, Brooke Umali

HAWAII (1)

Jewels Hanawahine

INDIANA (1)

Amber Linton

IOWA (1)

Emily Brouse

LOUISIANA (1)

Taylor Snow

NEW MEXICO (4)

Ashley Archuleta, Rachael Hathoot, Savana Martinez, Taylor Morgan

OKLAHOMA (2)

Macie Andrews, Chloe Yeatts

OREGON (1)

Savannah Braun

TEXAS (10)

Elizabeth Baylor, Gabrielle Briones, Katherine Brunner, Sydney Carithers, Keyannah Chavez, Amanda Croteau, Lauren Garcia, McKenna Guest, Kenzie Jones, Danae Vasquez-Dickson

PRONUNCIATION GUIDE

|   |                   |                   |
|---|-------------------|-------------------|
| 3   | RACHAEL HATHOOT   | Ray-chel HAT-hoot |
| 9   | Jewels HANAWAHINE | HA-nah-WHA-he-nay |
| 12  | Savannah BRAUN    | BRAWN             |
| 16  | Brooke UMALI      | OOH-mall-e        |
| 18  | Grace RANA        | RAIN-ah           |
| 25  | Chloe YEATTS      | rhymes with Gates |
| 27  | Hayden LUDERER    | Lew-DUR-urr       |
| 28  | Emily BROUSE      | rhymes with house |
| 55  | Amanda CROTEAU    | Crow-toe          |
| *audio pronunciations are available on their bio online |                   |                   |

CLASS

SENIORS (4)

|    |                      |     |
|----|----------------------|-----|
| 17 | Amber Linton         | RHP |
| 12 | Savannah Braun       | INF |
| 3  | Rachael Hathoot (RS) | INF |
| 24 | Diamond Sandoval     | OF  |

JUNIORS (6)

|    |                      |     |
|----|----------------------|-----|
| 7  | Ashley Archuleta     | INF |
| 20 | Emma Bramson         | INF |
| 28 | Emily Brouse         | P   |
| 33 | Sydney Carithers     | C   |
| 2  | Savana Martinez (RS) | C   |
| 14 | Taylor Snow (RS)     | RHP |

SOPHOMORES (6)

|    |                    |     |
|----|--------------------|-----|
| 13 | Elizabeth Baylor   | OF  |
| 38 | Keyannah Chavez    | OF  |
| 44 | Lauren Garcia (RS) | INF |
| 21 | Taylor Morgan      | OF  |
| 18 | Grace Rana         | C   |
| 25 | Chloe Yeatts       | C   |

FRESHMEN (12)

|    |                       |      |
|----|-----------------------|------|
| 4  | Macie Andrews         | OF   |
| 1  | Gabrielle Briones     | INF  |
| 8  | Katherine Brunner     | INF  |
| 55 | Amanda Croteau        | INF  |
| 23 | McKenna Guest         | RHP  |
| 9  | Jewels Hanawahine     | INF  |
| 5  | Kenzie Jones          | RHP  |
| 27 | Hayden Luderer        | UTIL |
| 6  | Alina Ortiz           | P    |
| 26 | Karly Smith           | OF   |
| 16 | Brooke Umali          | LHP  |
| 00 | DeNae Vasquez-Dickson | OF   |

POSITIONAL BREAKDOWN

PITCHERS (7)

|    |               |
|----|---------------|
| 5  | Kenzie Jones  |
| 6  | Alina Ortiz   |
| 14 | Taylor Snow   |
| 16 | Brooke Umali  |
| 17 | Amber Linton  |
| 23 | McKenna Guest |
| 28 | Emily Brouse  |

CATCHERS (2)

|    |                 |
|----|-----------------|
| 2  | Savana Martinez |
| 18 | Grace Rana      |

CATCHER/INFIELDER (2)

|    |                  |
|----|------------------|
| 25 | Chloe Yeatts     |
| 33 | Sydney Carithers |

INFIELDER (7)

|    |                   |
|----|-------------------|
| 3  | Rachael Hathoot   |
| 7  | Ashley Archuleta  |
| 8  | Katherine Brunner |
| 12 | Savannah Braun    |
| 20 | Emma Bramson      |
| 44 | Lauren Garcia     |
| 55 | Amanda Croteau    |

OUTFIELDERS (7)

|             |                       |
|-------------|-----------------------|
| 00          | DeNae Vasquez-Dickson |
| 4           | Macie Andrews         |
| 13          | Elizabeth Baylor      |
| 24          | Diamond Sandoval      |
| 26          | Karly Smith           |
| 38          | Keyannah Chavez       |
| UTILITY (3) |                       |

|    |                   |
|----|-------------------|
| 1  | Gabrielle Briones |
| 9  | Jewels Hanawahine |
| 27 | Hayden Luderer    |





**DeNae Vasquez-Dickson**  
OF • 5-4 • FR. • L/L  
Grapevine, Texas



**Gabrielle Briones**  
UTIL • 5-3 • FR. • R/R  
Mesquite, Texas



**Savana Martinez**  
C • 5-3 • RS-JR. • R/R  
Albuquerque, N.M.



**Rachael Hathoot**  
INF • 5-8 • RS-SR. • R/R  
Albuquerque, N.M.



**Macie Andrews**  
OF • 5-3 • FR. • R/R  
Enid, Okla.



**Kenzie Jones**  
P • 5-8 • FR. • R/R  
Crawford, Texas



**Alina Ortiz**  
P • 5-6 • FR. • R/R  
Corona, Calif.



**Ashley Archuleta**  
INF • 5-4 • JR. • L/L  
Rio Rancho, N.M.



**Katherine Brunner**  
INF • 5-7 • FR. • R/R  
Katy, Texas



**Jewels Hanawahine**  
UTIL • 5-9 • FR. • R/R  
Waimanalo, Hawai'i



**Savannah Braun**  
INF • 5-10 • SR. • R/R  
Tualatin, Ore.



**Elizabeth Baylor**  
OF • 5-8 • SO. • R/R  
Richmond, Texas



**Taylor Snow**  
P • 5-10 • RS-JR. • R/R  
Columbia, La.



**Brooke Umali**  
P • 5-3 • FR. • L/L  
Burlingame, Calif.



**Amber Linton**  
P • 6-0 • SR. • R/R  
Franklin, Ind.



**Grace Rana**  
C • 5-6 • SO. • R/R  
Queen Creek, Ariz.



**Emma Bramson**  
INF • 5-7 • JR. • R/R  
Valencia, Calif.



**Taylor Morgan**  
OF • 5-6 • SO. • R/R  
Gallup, N.M.



**McKenna Guest**  
P • 5-6 • FR. • R/R  
Pattonville, Texas



**Diamond Sandoval**  
OF • 5-3 • SR. • R/R  
Norwalk, Calif.



**Chloe Yeatts**  
C/INF • 5-9 • SO. • R/R  
Ardmore, Okla.



**Karly Smith**  
OF • 5-10 • FR. • L/R  
Scottsdale, Ariz.



**Hayden Luderer**  
UTIL • 5-5 • FR. • R/R  
Thousand Oaks, Calif.



**Emily Brouse**  
P • 6-0 • JR. • R/R  
Harlan, Iowa



**Sydney Carithers**  
C/INF • 5-6 • JR. • R/R  
Fort Worth, Texas



**Keyannah Chavez**  
OF • 5-1 • SO. • L/L  
Leander, Texas



**Lauren Garcia**  
INF • 5-11 • RS-SO. • R/R  
El Paso, Texas



**Amanda Croteau**  
INF • 5-3 • FR. • R/R  
Katy, Texas



**Nicole Dickson**  
Head Coach



**Morgan Spearman**  
Assistant Coach



**Skylar Black**  
Assistant Coach



**Sophie Hannabas**  
Assistant Coach

## HEAD COACH NICOLE DICKSON



Nicole Dickson enters her second season as head coach of the Lobo softball program in 2023-24. Hired on June 3, 2022, Dickson is the sixth head coach in program history.

The Lobos took significant statistical strides in her first year in Albuquerque, producing numbers that hadn't been achieved in several years. Of note, UNM's .299 batting average was the best since 2015 and tied the best average for the program in the last 11 years. The 399 hits and 231 runs scored were the most since 2015 and 2016, respectively, and the 214 RBI and .368 on-base percentage were the highest since 2015. The team's 14 triples were the most in a single season since 2010 and the Lobos' 40 stolen bases were the most since 2013. Defensively, the Lobos led the MW with 22 double plays, the most turned since 2015 and the four shutouts were the most since 2013.

Additionally, UNM jumped in the NCAA rankings from a season ago in eight categories: batting average (a ranking improvement of 86 spots), triples per game (88 spots), stolen bases per game (87 spots), runs (49 spots), on-base percentage (46 spots), slugging percentage (12 spots), shutouts (16 spots) and double plays turned (141 spots). The Lobos ranked 45th in batting average, 27th in double plays per game, 29th in triples per game, 68th in on-base percentage and 88th in slugging percentage.

It didn't take long to see the potential as with UNM's season-opening win over Nicholls, Dickson became just the second Lobo head coach in program history to win in their coaching debut, doing so with the largest margin of victory (12-3 in five innings). Three games later, Dickson and the Lobos made more history, beating No. 19 Oregon State 8-0 in five innings for UNM's first win over a ranked opponent since 2016 and UNM's first run-rule win over a ranked opponent since 2012.

During the season, Dickson guided the Lobos to their first series win over Nevada since 2015, UNM's 8-0 win over SJSU on March 25 was the first shutout against the Spartans since May 8, 2015, and the 12 runs scored against CSU on April 16 were the most runs the Lobos have scored against the Rams since April 15, 2016. In the March 19th win at Utah State, the Lobos finished with 18 hits, 15 runs and struck out 14 Aggies, with the 18 hits the most since 2018 and the 15 runs were the most since 2019. The 15 runs were the most against the Aggies since April 26, 2014, and the 14 strikeouts by Amber Linton were the most in a game by a Lobo since 2013.

Among the conference, UNM had players in the top four in the MW in batting average (Rachael Hathoot second at .396 and Peyton Robinson fourth at .380), two players in the top 5 in the MW in hits (Robinson fourth at 60 and Hathoot fifth at 59), two players in the top 2 in triples (Hathoot first at seven and Ashley Archuleta tied for second at 5) and had two MW Player of the Week, one Pitcher of the Week and two Freshman of the Week honors.

UNM produced two All-Mountain West First Team members in Archuleta and Hathoot, who each had their best seasons in a Lobo uniform.

Hathoot produced her best season as a Lobo with 59 hits, nine doubles, seven triples, 31 RBI, 91 total bases, 12 walks, 38 runs scored, a .396 batting average, .452 on-base percentage and .611 slugging percentage and her seven triples tied for the third most in a single season in program history, last done in 1998. Her 59 hits were more than her freshman and sophomore seasons combined, as were her total bases. Further, she had a career-best 15-game hit streak and career-best 20-game streak of reaching base, while also leading the team with 18 multiple hit games, five games with three hits and had seven multiple RBI games with a career-high five RBI against NMSU. Among the MW, the Lobo led the MW in triples and assists (114), was second in fielding double plays, second in batting average, fifth in hits, eighth in slugging percentage and total bases and ninth in on-base percentage. Archuleta finished with 43 hits, four doubles, five triples (tied for the ninth most in a single season in program history) and three home runs, 25 RBI and 66 total bases, had a .508 slugging percentage, .331 batting average and .401 on-base percentage. She finished her best season as a Lobo in terms of home runs, triples, batting average, slugging percentage and stolen bases.

In the circle, Amber Linton recorded a MW-best 164 strikeouts and set a program record in strikeouts per game at 7.24, besting her own program record of 6.97 she set in 2022. Her 14 complete games doubled her total from the previous year and she also registered 15 games with five or more strikeouts and three games with 10-plus strikeouts, an improvement over last season as well.

Nationally, Hathoot finished 53rd in the NCAA in batting average, fifth in triples and seventh in triples per game, Archuleta finished 28th in triples and 30th in triples per game, Robinson finished 30th in sacrifice bunts and Linton finished 58th in strikeouts.

"I am excited to have Nicole join the Lobo Family," said Vice President/Director of Athletics Eddie Nuñez at the time of her hire. "She has been highly successful at multiple levels, and she has a history of building programs. Her vision for what Lobo Softball can be, and how to build it, is what we need to bring our program to a championship level."

Prior to arriving at UNM, Dickson spent six seasons as the head coach at Stephen F. Austin, with the Ladyjacks surpassing 30 wins in four of five seasons and were on pace for another stellar result in the shortened 2020 season with a 19-4 record. Through her six seasons, Dickson compiled a 169-123 record and was named the 2021 Southland Conference Coach of the Year.

Under her leadership, SFA had 20 all-conference selections, as well as two hitter of the year and pitcher of the year selections, a player of the year and a freshman of the year.

"I am grateful for the opportunity to join UNM Athletics," Dickson stated upon her selection as the new Lobo head coach. "I really value, and aligned with, the core values and vision for the program. Both Eddie Nuñez and Deputy A.D. for External Affairs Dave Williams are all in, and are willing to support the student-athletes to have a quality experience and want to see softball be successful. I loved the community and coaches and the beautiful campus sells itself."

"I am excited to work with the student-athletes and develop a competitive, hard-working culture focused on getting better every day. The goal is to compete for championships and represent the campus and community positively on and off the field."

In her last season at SFA, the Ladyjacks went 18-6 in conference play and 31-27 overall, winning the Southwest Division and advancing to the WAC Tournament final as the No. 2 seed. The Ladyjacks had three players make the All-WAC team with Cassidy Wilbur claiming Pitcher of the Year. Wilbur struck out a conference-best 219 batters, holding the opposition to a .211 batting average while recording a WAC-high 37 appearances and tying the WAC lead in wins with 19. In her 18 complete games, she recorded a conference-high six shutouts.

Prior to that, the Ladyjacks won their second Southland Conference regular season title in 2021 with a 35-12 overall and 25-2 conference record, resulting in Dickson being selected Coach of the Year.

As a result of Dickson's and the Ladyjacks' success, three players were named to the 2021 NFCA All-Region Division I teams, with two first team selections and a third team selection. In addition, under her guidance, SFA had seven named to the all-conference teams that included the Southland Conference's Pitcher of the Year, Hitter of the Year and Player of the Year. Wilbur was also named Southland Conference Pitcher and Player of the Year in the league, the first time a Ladyjack has collected both honors simultaneously, as well as named a JWOS All-American Second Team.

Further, in 2021, the program set three program records. SFA's 25 league wins and just two conference losses were a program best, with the team setting another program record with 18 consecutive wins.

In the shortened 2020 season, Dickson and the Ladyjacks went 19-4 and set a program record with a then-13 consecutive wins with a NCAA Division I best nine true road wins. In the 2019, SFA went 36-23, compiling wins over Power Five programs Illinois, Mississippi State, Indiana and Baylor.

Before taking the helm at SFA, Dickson gained experience as the head coach at Tyler Junior College (2013-16) and a spent a year as the head coach at Paris Junior College (2012-13). Dickson got her start in coaching as a graduate assistant at Hardin-Simmons in 2008 before getting her first coaching job as an assistant coach at Howard College in 2010.

Dickson earned a B.S. in health and physical education from Eastern New Mexico in 2008 and earned a master's in sports management and kinesiology from Hardin-Simmons in 2009.

In addition, Coach Dickson's first win at SFA was against UNM (a 5-1 win on Feb. 17, 2017).



## HEAD COACH NICOLE DICKSON

## YEAR-BY-YEAR

| YEAR | SCHOOL            | OVERALL                         | CONFERENCE   |
|------|-------------------|---------------------------------|--------------|
| 2024 | New Mexico        | 7-19 (.269)                     | 0-0          |
| 2023 | New Mexico        | 19-31 (.380)                    | 6-16 (.273)  |
| 2022 | Stephen F. Austin | 31-27 (.534)                    | 18-6 (.750)  |
| 2021 | Stephen F. Austin | 35-12 (.745)                    | 25-2 (.926)  |
| 2020 | Stephen F. Austin | 19-4 (.826)                     | 3-0 (1.000)  |
| 2019 | Stephen F. Austin | 36-23 (.610)                    | 18-9 (.667)  |
| 2018 | Stephen F. Austin | 31-24 (.564)                    | 18-9 (.667)  |
| 2017 | Stephen F. Austin | 17-33 (.340)                    | 9-15 (.375)  |
| 2016 | Tyler JC          | 60-6 (.909)                     | 27-1 (.964)  |
| 2015 | Tyler JC          | 39-18 (.684)                    | 18-10 (.643) |
| 2014 | Tyler JC          | Hired to start softball program |              |
| 2013 | Paris JC          |                                 |              |
| 2012 | Paris JC          |                                 |              |

## COACHING HISTORY

2017-22: Stephen F. Austin, Head Coach  
 2013-16: Tyler Junior College, Head Coach  
 2012-13: Paris Junior College, Head Coach  
 2010-12: Howard College, Assistant Coach  
 2008-09: Hardin-Simmons, Graduate Assistant

## COACH DICKSON UNM RECORDS

| OPPONENT              | Series | H   | A    | N     |
|-----------------------|--------|-----|------|-------|
| Abilene Christian     | 0-2    |     | 0-2  |       |
| Arizona State         | 0-1    |     | 0-1  |       |
| Boise State           | 0-3    | 0-3 |      |       |
| Buffalo               | 3-0    |     |      | 3-0   |
| Cal                   | 0-1    |     |      | 0-1   |
| Cal State Bakersfield | 2-0    | 2-0 |      |       |
| Charlotte             | 1-0    |     |      | 1-0   |
| Chattanooga           | 0-1    |     |      | 0-1   |
| Cleveland State       |        |     |      | 0-1   |
| Colorado State        | 1-1    | 1-1 |      |       |
| Creighton             | 1-0    |     |      | 1-0   |
| Fresno State          | 0-3    |     | 0-3  |       |
| Grand Canyon          | 0-2    |     | 0-2  |       |
| Hawai'i               | 1-1    |     | 1-1  |       |
| Houston               | 1-0    |     |      | 1-0   |
| Houston Christian     | 0-1    |     |      | 0-1   |
| Louisiana             | 0-1    |     | 0-1  |       |
| LSU                   | 0-2    |     | 0-2  |       |
| Manhattan             | 1-0    |     |      | 1-0   |
| Marist                | 2-0    |     |      | 2-0   |
| McNeese               | 0-1    |     | 0-1  |       |
| Minnesota             | 0-1    |     |      | 0-1   |
| Montana               | 1-0    |     |      | 1-0   |
| Nebraska              | 0-2    |     |      | 0-2   |
| Nevada                | 2-1    | 2-1 |      |       |
| New Mexico State      | 1-1    | 1-0 | 0-1  |       |
| Nicholls              | 1-0    |     | 1-0  |       |
| North Texas           | 0-2    |     | 0-2  |       |
| Oklahoma State        | 0-1    |     |      | 0-1   |
| Oregon State          | 1-1    |     |      | 1-1   |
| Pacific               | 0-1    |     |      | 0-1   |
| San Diego State       | 0-3    |     | 0-3  |       |
| San José State        | 2-1    | 2-1 |      |       |
| Santa Clara           | 0-1    |     |      | 0-1   |
| Stephen F. Austin     | 1-1    |     |      | 1-1   |
| Tennessee State       | 1-0    |     |      | 1-0   |
| Texas Tech            | 0-4    | 0-1 | 0-2  | 0-1   |
| Toledo                | 1-0    |     |      | 1-0   |
| UConn                 | 0-1    |     |      | 0-1   |
| UNLV                  | 0-2    |     | 0-2  |       |
| Utah State            | 1-2    |     | 1-2  |       |
| UTEP                  | 1-3    | 1-1 | 0-2  |       |
| Washington            | 0-1    |     |      | 0-1   |
|                       | 26-50  | 9-8 | 3-27 | 14-15 |

## RANKED WINS AT UNM

No. 19 Oregon State 8-0 (5) 2/11/23

## OVERALL RANKED WINS

No. 16 Indiana 1-0 3/1/19  
 No. 24 Mississippi St. 1-0 2/10/19  
 No. 25 Illinois 7-2 2/23/19  
 No. 19 Oregon State 8-0 (5) 2/11/23

## COACH DICKSON ALL-TIME RECORDS

| OPPONENT              | Series  | H     | A     | N     |
|-----------------------|---------|-------|-------|-------|
| Abilene Christian     | 9-11    | 2-4   | 7-7   |       |
| Arizona State         | 0-1     |       | 0-1   |       |
| Arkansas-Pine Bluff   | 1-0     |       |       | 1-0   |
| Austin Peay           | 1-0     |       |       | 1-0   |
| Baylor                | 1-3     | 0-1   | 1-2   |       |
| Belmont               | 1-0     |       |       | 1-0   |
| Boise State           | 0-3     | 0-3   |       |       |
| Bowling Green         | 0-1     |       |       | 0-1   |
| Buffalo               | 3-0     |       |       | 3-0   |
| Butler                | 1-1     |       |       | 1-1   |
| Cal                   | 0-1     |       |       | 0-1   |
| Cal State Bakersfield | 2-0     | 2-0   |       |       |
| Central Arkansas      | 6-6     | 2-1   | 4-4   | 0-1   |
| Charlotte             | 1-0     |       |       | 1-0   |
| Chattanooga           | 0-1     |       |       | 0-1   |
| Cleveland State       | 0-1     |       |       | 0-1   |
| Colorado State        | 1-1     | 1-1   |       |       |
| Coppin State          | 1-0     |       |       | 1-0   |
| Creighton             | 1-0     |       |       | 1-0   |
| Drake                 | 1-0     |       |       | 1-0   |
| Evansville            | 0-1     |       |       | 0-1   |
| Fresno State          | 0-3     |       | 0-3   |       |
| Georgia State         | 0-1     |       |       | 0-1   |
| Grambling State       | 1-0     |       |       | 1-0   |
| Grand Canyon          | 1-3     |       | 0-2   | 1-2   |
| Hawai'i               | 1-1     |       | 1-1   |       |
| Hofstra               | 1-0     |       |       | 1-0   |
| Houston               | 1-2     |       | 0-2   | 1-0   |
| Houston Baptist       | 10-3    | 7-2   | 3-0   | 0-1   |
| Illinois              | 1-0     |       |       | 1-0   |
| Illinois State        | 0-1     |       |       | 0-1   |
| Incarinate Word       | 11-1    | 2-1   | 9-0   |       |
| Indiana               | 1-0     |       |       | 1-0   |
| Jackson State         | 3-0     | 1-0   |       | 2-0   |
| Jacksonville          | 1-1     |       |       | 1-1   |
| Jacksonville St.      | 1-0     |       |       | 1-0   |
| Kansas                | 0-3     |       |       | 0-3   |
| Kent State            | 1-0     |       |       | 1-0   |
| Lamar                 | 15-6    | 7-5   | 8-1   |       |
| Louisiana             | 0-3     |       | 0-3   |       |
| Louisiana-Monroe      | 6-3     | 1-1   | 4-2   | 1-0   |
| LSU                   | 0-6     |       | 0-6   |       |
| Louisiana Tech        | 2-4     | 2-1   | 0-2   | 0-1   |
| Manhattan             | 1-0     |       |       | 1-0   |
| Marist                | 2-0     |       |       | 2-0   |
| Maryland              | 1-0     |       |       | 1-0   |
| McNeese               | 4-10    | 4-3   | 0-5   | 0-2   |
| Memphis               | 3-0     | 2-0   |       | 1-0   |
| Middle Tennessee      | 4-0     | 1-0   |       | 3-0   |
| Minnesota             | 0-1     |       |       | 0-1   |
| Mississippi State     | 1-3     |       | 1-3   |       |
| Mississippi Valley    | 2-1     |       |       | 2-1   |
| Missouri              | 0-1     |       | 0-1   |       |
| Missouri State        | 1-5     |       | 0-1   | 1-4   |
| Montana               | 1-0     |       |       | 1-0   |
| Nebraska              | 0-2     |       |       | 0-2   |
| Nevada                | 2-1     | 2-1   |       |       |
| New Mexico            | 2-0     |       |       | 2-0   |
| New Mexico State      | 1-1     | 1-0   | 0-1   |       |
| Nicholls              | 5-5     | 4-2   | 1-3   |       |
| North Texas           | 0-6     |       | 0-6   |       |
| Northern Iowa         | 2-0     |       |       | 2-0   |
| Northwestern State    | 8-3     | 6-3   | 1-0   | 1-0   |
| Oklahoma State        | 0-1     |       |       | 0-1   |
| Ole Miss              | 0-3     |       | 0-3   |       |
| Oregon                | 0-1     |       |       | 0-1   |
| Oregon State          | 1-1     |       |       | 1-1   |
| Pacific               | 0-1     |       |       | 0-1   |
| Pitt                  | 0-1     |       |       | 0-1   |
| Prairie View          | 6-0     | 2-0   | 4-0   |       |
| Purdue                | 2-0     |       |       | 2-0   |
| Sam Houston State     | 13-6    | 5-1   | 8-4   | 0-1   |
| San Diego State       | 0-3     |       | 0-3   |       |
| San José State        | 2-1     | 2-1   |       |       |
| Santa Clara           | 0-1     |       |       | 0-1   |
| Seattle               | 2-0     |       |       | 2-0   |
| South Alabama         | 2-3     |       | 2-3   |       |
| South Dakota State    | 0-1     |       |       | 0-1   |
| Southeastern La.      | 1-3     |       | 1-2   | 0-1   |
| Southern              | 3-0     |       |       | 3-0   |
| Southern Illinois     | 0-1     |       |       | 0-1   |
| Southern Miss         | 1-1     |       | 1-1   |       |
| Stephen F. Austin     | 1-1     |       |       | 1-1   |
| Syracuse              | 0-1     |       |       | 0-1   |
| Tarleton State        | 6-2     | 2-1   | 3-0   | 1-1   |
| Tennessee State       | 1-0     |       |       | 1-0   |
| Tennessee Tech        | 1-1     |       |       | 1-1   |
| Texas Arlington       | 2-3     | 1-1   | 1-2   |       |
| Texas A&M             | 0-5     |       | 0-5   |       |
| Texas A&M-CC          | 8-1     | 3-0   | 5-1   |       |
| Texas Southern        | 8-0     | 3-0   | 4-0   | 1-0   |
| Texas Tech            | 0-5     | 0-1   | 0-2   | 0-2   |
| Toledo                | 1-0     |       |       | 1-0   |
| UConn                 | 0-1     |       |       | 0-1   |
| UMKC                  | 0-2     |       |       | 0-2   |
| UNLV                  | 0-2     |       | 0-2   |       |
| USC Upstate           | 0-1     |       |       | 0-1   |
| UTEP                  | 1-3     | 1-1   | 0-2   |       |
| Utah State            | 1-2     |       | 1-2   |       |
| UT Martin             | 1-0     |       |       | 1-0   |
| Valparaiso            | 1-0     |       |       | 1-0   |
| Washington            | 0-1     |       |       | 0-1   |
| Western Kentucky      | 0-2     |       |       | 0-2   |
| Western Michigan      | 3-0     |       |       | 3-0   |
|                       | 195-173 | 66-35 | 70-88 | 59-50 |

## SERIES HISTORY

## TEXAS TECH

## SERIES RECORD: 28-30

|         |   |            |
|---------|---|------------|
| 3/6/82  | W | 8-1        |
| 2/26/83 | W | 1-0        |
| 2/26/83 | W | 4-0        |
| 2/27/83 | W | 4-2        |
| 4/9/83  | W | 3-0        |
| 2/25/84 | W | 4-1        |
| 2/25/84 | W | 2-0        |
| 2/23/85 | L | 2-1        |
| 2/23/85 | W | 8-2        |
| 2/24/85 | W | 5-0        |
| 2/24/85 | L | 2-1        |
| 3/15/85 | W | 7-1        |
| 4/19/85 | W | 4-2        |
| 2/7/96  | L | 1-0        |
| 2/8/96  | L | 8-6        |
| 3/1/96  | W | 13-2       |
| 2/27/97 | W | 3-0        |
| 2/7/98  | L | 1-0        |
| 2/8/98  | W | 6-3        |
| 2/8/98  | L | 8-6        |
| 2/6/99  | L | 1-0        |
| 2/6/99  | W | 4-2        |
| 2/7/99  | W | 4-1        |
| 2/26/99 | L | 4-2        |
| 2/28/99 | W | 3-0        |
| 2/6/00  | W | 3-0        |
| 2/6/00  | W | 7-1        |
| 3/18/01 | L | 7-1        |
| 3/5/02  | L | 6-2        |
| 3/5/02  | L | 2-1        |
| 3/6/02  | W | 7-2        |
| 2/28/03 | W | 5-0        |
| 3/7/03  | L | 8-0        |
| 3/5/04  | W | 3-0        |
| 3/6/04  | L | 5-3        |
| 3/7/04  | L | 4-1        |
| 3/19/04 | L | 1-0        |
| 3/19/04 | W | 3-1        |
| 3/5/05  | L | 8-0        |
| 3/19/06 | L | 4-2        |
| 2/24/08 | W | 8-4        |
| 4/28/08 | L | 4-3        |
| 4/28/08 | W | 1-0        |
| 2/21/09 | W | 6-4        |
| 2/22/09 | W | 11-8       |
| 3/9/11  | L | 9-6 NO. 19 |
| 3/9/11  | L | 5-3 NO. 19 |
| 3/12/12 | L | 9-4        |
| 3/12/12 | L | 8-5        |
| 3/2/18  | W | 14-13 (10) |
| 3/4/18  | L | 8-1        |
| 3/12/21 | L | 7-3        |
| 3/12/21 | L | 6-0        |
| 3/13/21 | L | 1-0        |
| 2/18/23 | L | 12-7       |
| 3/11/23 | L | 14-5 (5)   |
| 3/12/23 | L | 7-2        |
| 2/28/24 | L | 9-2        |

## STAT COMPARISON

## UNM

## TTU

## OFFENSE

|             |           |           |
|-------------|-----------|-----------|
| AVG.        | .247      | .316      |
| OB %        | .324      | .386      |
| SLG%        | .324      | .542      |
| RUNS   AVG. | 81   3.2  | 167   7.0 |
| HITS   AVG. | 160   6.2 | 205   8.5 |
| BB   AVG.   | 61   2.3  | 66   2.8  |
| RBI         | 71        | 151       |
| HR          | 6         | 28        |
| SB-ATT      | 26-29     | 32-36     |

## PITCHING

|           |          |           |
|-----------|----------|-----------|
| ERA       | 5.06     | 2.96      |
| SO   AVG. | 92   3.5 | 113   4.7 |
| BB   AVG. | 84   3.2 | 69   2.9  |
| OPP. AVG. | .303     | .231      |

## FIELDING

|       |      |      |
|-------|------|------|
| DP    | 10   | 15   |
| FLD % | .961 | .972 |

## UNM WHEN HOME/AWAY/NEUTRAL

| STAT  | HOME (1) | AWAY (11) | NEUTRAL (14) |
|-------|----------|-----------|--------------|
| RUNS  | 2        | 23        | 56           |
| Opp   | 9        | 61        | 79           |
| BAVG. | .231     | .197      | .284         |
| Opp   | .333     | .292      | .309         |
| HITS  | 6        | 52        | 102          |
| Opp   | 10       | 81        | 114          |
| HR    | 1        | 2         | 3            |
| SO    | 8        | 38        | 59           |
| Opp   | 1        | 36        | 55           |
| BB    | 3        | 11        | 47           |
| Opp   | 3        | 34        | 47           |
| ERA   | 8.00     | 5.09      | 4.80         |
| Opp   | 2.00     | 1.61      | 3.63         |



BY MONTH

BATTING

| MONTH | AVG. | G  | AB  | R  | H   | 2B | 3B | HR | RBI | TB  | SLG% | BB | SO  | OB%  | SF | SH | SB | SBA |
|-------|------|----|-----|----|-----|----|----|----|-----|-----|------|----|-----|------|----|----|----|-----|
| Feb.  | .252 | 18 | 445 | 61 | 112 | 15 | 3  | 4  | 53  | 145 | .326 | 41 | 72  | .328 | 5  | 11 | 24 | 26  |
| March | .235 | 8  | 204 | 20 | 48  | 9  | 1  | 2  | 18  | 65  | .319 | 20 | 33  | .316 | 0  | 10 | 2  | 3   |
| April |      |    |     |    |     |    |    |    |     |     |      |    |     |      |    |    |    |     |
| May   |      |    |     |    |     |    |    |    |     |     |      |    |     |      |    |    |    |     |
| TOT   | .247 | 26 | 649 | 81 | 160 | 24 | 4  | 6  | 71  | 210 | .324 | 61 | 105 | .324 | 5  | 21 | 26 | 29  |

PITCHING

| Month | ERA  | W-L  | G  | CG | SHO | SV | IP    | H   | R   | ER  | SO | BB | 2B | 3B | HR | AVG. | WP | HBP |
|-------|------|------|----|----|-----|----|-------|-----|-----|-----|----|----|----|----|----|------|----|-----|
| Feb.  | 5.92 | 4-14 | 18 | 6  | 0   | 1  | 110.0 | 158 | 123 | 93  | 68 | 68 | 33 | 3  | 13 | .327 | 8  | 12  |
| March | 3.23 | 3-5  | 8  | 3  | 0   | 0  | 52.0  | 47  | 26  | 24  | 24 | 16 | 9  | 3  | 7  | .244 | 1  | 5   |
| April |      |      |    |    |     |    |       |     |     |     |    |    |    |    |    |      |    |     |
| May   |      |      |    |    |     |    |       |     |     |     |    |    |    |    |    |      |    |     |
| TOT   | 5.06 | 7-19 | 26 | 9  | 0   | 1  | 162.0 | 205 | 149 | 117 | 92 | 84 | 42 | 6  | 20 | .303 | 9  | 17  |

2024 MW PLAYERS OF THE WEEK

PLAYER OF THE WEEK      PITCHER OF THE WEEK      FRESHMAN OF THE WEEK



**GAME-BY-GAME STARTERS****BY POSITION**

| DATE | OPPONENT       | SP     | C         | 1B      | 2B        | SS      | 3B        | LF              | CF         | RF         | DP        |
|------|----------------|--------|-----------|---------|-----------|---------|-----------|-----------------|------------|------------|-----------|
| 2/9  | Tennessee St.  | Linton | Carithers | Yeatts  | Archuleta | Hathoot | Bramson   | Andrews         | Chavez     | Baylor     | Brunner   |
| 2/9  | McNeese        | Snow   | Carithers | Yeatts  | Archuleta | Hathoot | Bramson   | Andrews         | Chavez     | Baylor     | Brunner   |
| 2/10 | Chattanooga    | Guest  | Carithers | Yeatts  | Archuleta | Hathoot | Bramson   | Andrews         | Chavez     | Baylor     | Brunner   |
| 2/10 | Cal            | Snow   | Carithers | Yeatts  | Archuleta | Hathoot | Brunner   | Baylor          | Chavez     | Bramson    | Garcia    |
| 2/11 | Louisiana      | Guest  | Carithers | Yeatts  | Briones   | Hathoot | Brunner   | Baylor          | Chavez     | Bramson    | Archuleta |
| 2/14 | UTEP           | Guest  | Carithers | Yeatts  | Archuleta | Hathoot | Brunner   | Vasquez-Dickson | Chavez     | Baylor     | Bramson   |
| 2/14 | UTEP           | Linton | Carithers | Yeatts  | Archuleta | Hathoot | Brunner   | Andrews         | Chavez     | Baylor     | Bramson   |
| 2/16 | Marist         | Guest  | Rana      | Yeatts  | Archuleta | Hathoot | Brunner   | Vasquez-Dickson | Chavez     | Baylor     | Bramson   |
| 2/16 | ACU            | Brouse | Carithers | Yeatts  | Archuleta | Hathoot | Brunner   | Vasquez-Dickson | Chavez     | Baylor     | Bramson   |
| 2/17 | HCU            | Guest  | Carithers | Yeatts  | Archuleta | Hathoot | Brunner   | Vasquez-Dickson | Chavez     | Baylor     | Bramson   |
| 2/18 | Marist         | Jones  | Carithers | Yeatts  | Archuleta | Hathoot | Brunner   | Vasquez-Dickson | Chavez     | Baylor     | Bramson   |
| 2/18 | ACU            | Guest  | Rana      | Yeatts  | Archuleta | Hathoot | Bramson   | Vasquez-Dickson | Chavez     | Baylor     | Brunner   |
| 2/23 | SFA            | Guest  | Carithers | Yeatts  | Archuleta | Hathoot | Brunner   | Luderer         | Chavez     | Baylor     | Bramson   |
| 2/23 | North Texas    | Snow   | Carithers | Yeatts  | Archuleta | Hathoot | Briones   | Baylor          | Luderer    | Bramson    | Chavez    |
| 2/24 | SFA            | Guest  | Carithers | Yeatts  | Archuleta | Hathoot | Briones   | Vasquez-Dickson | Chavez     | Baylor     | Bramson   |
| 2/24 | North Texas    | Snow   | Rana      | Bramson | Archuleta | Hathoot | Brunner   | Vasquez-Dickson | Luderer    | Baylor     | Smith     |
| 2/25 | Minnesota      | Guest  | Carithers | Bramson | Archuleta | Hathoot | Brunner   | Vasquez-Dickson | Luderer    | Baylor     | Chavez    |
| 2/28 | Texas Tech     | Guest  | Yeatts    | Bramson | Archuleta | Hathoot | Carithers | Vasquez-Dickson | Chavez     | Baylor     | Brunner   |
| 3/1  | Pacific        | Snow   | Yeatts    | Bramson | Archuleta | Hathoot | Carithers | Vasquez-Dickson | Chavez     | Smith      | Brunner   |
| 3/1  | Montana        | Umali  | Yeatts    | Bramson | Archuleta | Hathoot | Carithers | Vasquez-Dickson | Chavez     | Luderer    | Smith     |
| 3/2  | Toledo         | Guest  | Yeatts    | Bramson | Archuleta | Hathoot | Carithers | Chavez          | Luderer    | V.-Dickson | Smith     |
| 3/2  | GCU            | Snow   | Rana      | Bramson | Brunner   | Hathoot | Carithers | Chavez          | Luderer    | V.-Dickson | Yeatts    |
| 3/7  | Cleveland St.  | Guest  | Yeatts    | Bramson | Brunner   | Hathoot | Carithers | Chavez          | Luderer    | V.-Dickson | Baylor    |
| 3/7  | Hawai'i        | Snow   | Yeatts    | Bramson | Brunner   | Hathoot | Carithers | Chavez          | Luderer    | V.-Dickson | Smith     |
| 3/8  | UConn          | Guest  | Yeatts    | Bramson | Brunner   | Hathoot | Carithers | Chavez          | Luderer    | V.-Dickson | Smith     |
| 3/8  | Hawai'i        | Brouse | Yeatts    | Bramson | Brunner   | Hathoot | Carithers | Chavez          | V.-Dickson | Baylor     | Smith     |
| 3/12 | Texas Tech     |        |           |         |           |         |           |                 |            |            |           |
| 3/12 | Texas Tech     |        |           |         |           |         |           |                 |            |            |           |
| 3/15 | San José St.   |        |           |         |           |         |           |                 |            |            |           |
| 3/16 | San José St.   |        |           |         |           |         |           |                 |            |            |           |
| 3/17 | San José St.   |        |           |         |           |         |           |                 |            |            |           |
| 3/22 | UNLV           |        |           |         |           |         |           |                 |            |            |           |
| 3/23 | UNLV           |        |           |         |           |         |           |                 |            |            |           |
| 3/24 | UNLV           |        |           |         |           |         |           |                 |            |            |           |
| 3/26 | New Mexico St. |        |           |         |           |         |           |                 |            |            |           |
| 3/26 | New Mexico St. |        |           |         |           |         |           |                 |            |            |           |
| 3/28 | Nevada         |        |           |         |           |         |           |                 |            |            |           |
| 3/29 | Nevada         |        |           |         |           |         |           |                 |            |            |           |
| 3/30 | Nevada         |        |           |         |           |         |           |                 |            |            |           |
| 4/3  | San Diego St.  |        |           |         |           |         |           |                 |            |            |           |
| 4/3  | San Diego St.  |        |           |         |           |         |           |                 |            |            |           |
| 4/6  | Colorado St.   |        |           |         |           |         |           |                 |            |            |           |
| 4/7  | Colorado St.   |        |           |         |           |         |           |                 |            |            |           |
| 4/16 | NMSU           |        |           |         |           |         |           |                 |            |            |           |
| 4/19 | Utah St.       |        |           |         |           |         |           |                 |            |            |           |
| 4/20 | Utah St.       |        |           |         |           |         |           |                 |            |            |           |
| 4/21 | Utah St.       |        |           |         |           |         |           |                 |            |            |           |
| 4/26 | Boise St.      |        |           |         |           |         |           |                 |            |            |           |
| 4/27 | Boise St.      |        |           |         |           |         |           |                 |            |            |           |
| 4/28 | Boise St.      |        |           |         |           |         |           |                 |            |            |           |
| 5/2  | Fresno St.     |        |           |         |           |         |           |                 |            |            |           |
| 5/3  | Fresno St.     |        |           |         |           |         |           |                 |            |            |           |
| 5/4  | Fresno St.     |        |           |         |           |         |           |                 |            |            |           |

**BREAKDOWN**

| SP         | C              | 1B           | 2B             | SS           | 3B            | LF          | CF          | RF             | DP            |
|------------|----------------|--------------|----------------|--------------|---------------|-------------|-------------|----------------|---------------|
| Guest (13) | Carithers (14) | Yeatts (15)  | Archuleta (20) | Hathoot (26) | Brunner (11)  | Vas.-D (12) | Chavez (17) | Baylor (16)    | Bramson (8)   |
| Snow (7)   | Yeatts (8)     | Bramson (11) | Brunner (5)    |              | Carithers (9) | Chavez (6)  | Luderer (8) | V.-Dickson (5) | Brunner (6)   |
| Brouse (2) | Rana (4)       |              | Briones (1)    |              | Bramson (4)   | Andrews (4) | Vas.-D (1)  | Bramson (3)    | Smith (6)     |
| Linton (2) |                |              |                |              | Briones (2)   | Baylor (3)  |             | Luderer (1)    | Chavez (2)    |
| Jones (1)  |                |              |                |              |               | Luderer (1) |             | Smith (1)      | Archuleta (1) |
| Umali (1)  |                |              |                |              |               |             |             |                | Baylor (1)    |
|            |                |              |                |              |               |             |             |                | Garcia (1)    |
|            |                |              |                |              |               |             |             |                | Yeatts (1)    |

**GAME-BY-GAME STARTERS****BY BATTING ORDER**

| DATE | OPPONENT       | 1         | 2            | 3         | 4            | 5            | 6          | 7            | 8         | 9            |
|------|----------------|-----------|--------------|-----------|--------------|--------------|------------|--------------|-----------|--------------|
| 2/9  | Tennessee St.  | Hathoot   | Chavez       | Archuleta | Yeatts       | Bramson      | Brunner    | Baylor       | Carithers | Andrews      |
| 2/9  | McNeese        | Hathoot   | Archuleta    | Yeatts    | Chavez       | Brunner      | Baylor     | Carithers    | Bramson   | Andrews      |
| 2/10 | Chattanooga    | Hathoot   | Archuleta    | Yeatts    | Chavez       | Brunner      | Baylor     | Carithers    | Bramson   | Andrews      |
| 2/10 | Cal            | Archuleta | Hathoot      | Yeatts    | Chavez       | Garcia       | Brunner    | Baylor       | Bramson   | Carithers    |
| 2/11 | Louisiana      | Chavez    | Hathoot      | Yeatts    | Bramson      | Archuleta    | Brunner    | Baylor       | Briones   | Carithers    |
| 2/14 | UTEP           | Hathoot   | Chavez       | Yeatts    | Archuleta    | Bramson      | Brunner    | Baylor       | Carithers | Vas.-Dickson |
| 2/14 | UTEP           | Hathoot   | Bramson      | Yeatts    | Archuleta    | Chavez       | Baylor     | Brunner      | Carithers | Andrews      |
| 2/16 | Marist         | Hathoot   | Vas.-Dickson | Archuleta | Bramson      | Brunner      | Yeatts     | Baylor       | Chavez    | Rana         |
| 2/16 | ACU            | Hathoot   | Vas.-Dickson | Archuleta | Bramson      | Brunner      | Yeatts     | Baylor       | Chavez    | Carithers    |
| 2/17 | HCU            | Hathoot   | Chavez       | Archuleta | Bramson      | Yeatts       | Brunner    | Baylor       | Carithers | Vas.-Dickson |
| 2/18 | Marist         | Hathoot   | Archuleta    | Yeatts    | Brunner      | Bramson      | Chavez     | Baylor       | Carithers | Vas.-Dickson |
| 2/18 | ACU            | Hathoot   | Archuleta    | Yeatts    | Brunner      | Bramson      | Chavez     | Baylor       | Rana      | Vas.-Dickson |
| 2/23 | SFA            | Hathoot   | Chavez       | Archuleta | Yeatts       | Bramson      | Brunner    | Baylor       | Carithers | Luderer      |
| 2/23 | North Texas    | Hathoot   | Chavez       | Archuleta | Yeatts       | Bramson      | Briones    | Baylor       | Carithers | Luderer      |
| 2/24 | SFA            | Hathoot   | Chavez       | Archuleta | Yeatts       | Bramson      | Baylor     | Briones      | Carithers | Vas.-Dickson |
| 2/24 | North Texas    | Archuleta | Vas.-Dickson | Hathoot   | Brunner      | Bramson      | Smith      | Baylor       | Rana      | Luderer      |
| 2/25 | Minnesota      | Archuleta | Chavez       | Hathoot   | Bramson      | Brunner      | Baylor     | Vas.-Dickson | Carithers | Luderer      |
| 2/28 | Texas Tech     | Chavez    | Hathoot      | Archuleta | Bramson      | Yeatts       | Brunner    | Baylor       | Carithers | Vas.-Dickson |
| 3/1  | Pacific        | Chavez    | Hathoot      | Archuleta | Yeatts       | Bramson      | V.-Dickson | Brunner      | Smith     | Carithers    |
| 3/1  | Montana        | Chavez    | Hathoot      | Archuleta | Yeatts       | V.-Dickson   | Bramson    | Smith        | Luderer   | Carithers    |
| 3/2  | Toledo         | Chavez    | Hathoot      | Archuleta | Yeatts       | V.-Dickson   | Bramson    | Smith        | Luderer   | Carithers    |
| 3/2  | GCU            | Chavez    | Hathoot      | Yeatts    | Brunner      | V.-Dickson   | Bramson    | Rana         | Luderer   | Carithers    |
| 3/7  | Cleveland St.  | Chavez    | Hathoot      | Yeatts    | Bramson      | Vas.-Dickson | Brunner    | Baylor       | Luderer   | Carithers    |
| 3/7  | Hawai'i        | Chavez    | Vas.-Dickson | Hathoot   | Yeatts       | Bramson      | Brunner    | Smith        | Luderer   | Carithers    |
| 3/8  | UConn          | Hathoot   | Chavez       | Yeatts    | Vas.-Dickson | Brunner      | Smith      | Bramson      | Carithers | Luderer      |
| 3/8  | Hawai'i        | Hathoot   | Vas.-Dickson | Chavez    | Brunner      | Yeatts       | Smith      | Bramson      | Baylor    | Carithers    |
| 3/12 | Texas Tech     |           |              |           |              |              |            |              |           |              |
| 3/12 | Texas Tech     |           |              |           |              |              |            |              |           |              |
| 3/15 | San José St.   |           |              |           |              |              |            |              |           |              |
| 3/16 | San José St.   |           |              |           |              |              |            |              |           |              |
| 3/17 | San José St.   |           |              |           |              |              |            |              |           |              |
| 3/22 | UNLV           |           |              |           |              |              |            |              |           |              |
| 3/23 | UNLV           |           |              |           |              |              |            |              |           |              |
| 3/24 | UNLV           |           |              |           |              |              |            |              |           |              |
| 3/26 | New Mexico St. |           |              |           |              |              |            |              |           |              |
| 3/26 | New Mexico St. |           |              |           |              |              |            |              |           |              |
| 3/28 | Nevada         |           |              |           |              |              |            |              |           |              |
| 3/29 | Nevada         |           |              |           |              |              |            |              |           |              |
| 3/30 | Nevada         |           |              |           |              |              |            |              |           |              |
| 4/3  | San Diego St.  |           |              |           |              |              |            |              |           |              |
| 4/3  | San Diego St.  |           |              |           |              |              |            |              |           |              |
| 4/6  | Colorado St.   |           |              |           |              |              |            |              |           |              |
| 4/7  | Colorado St.   |           |              |           |              |              |            |              |           |              |
| 4/16 | NMSU           |           |              |           |              |              |            |              |           |              |
| 4/19 | Utah St.       |           |              |           |              |              |            |              |           |              |
| 4/20 | Utah St.       |           |              |           |              |              |            |              |           |              |
| 4/21 | Utah St.       |           |              |           |              |              |            |              |           |              |
| 4/26 | Boise St.      |           |              |           |              |              |            |              |           |              |
| 4/27 | Boise St.      |           |              |           |              |              |            |              |           |              |
| 4/28 | Boise St.      |           |              |           |              |              |            |              |           |              |
| 5/2  | Fresno St.     |           |              |           |              |              |            |              |           |              |
| 5/3  | Fresno St.     |           |              |           |              |              |            |              |           |              |
| 5/4  | Fresno St.     |           |              |           |              |              |            |              |           |              |

**BREAKDOWN****LEADOFF**

Hathoot (15)  
Chavez (8)  
Archuleta (3)

**2ND**

Chavez (8)  
Hathoot (8)  
Vasquez-Dickson (5)  
Archuleta (4)  
Bramson (1)

**3RD**

Archuleta (11)  
Yeatts (11)  
Hathoot (3)  
Chavez (1)

**CLEANUP**

Yeatts (8)  
Bramson (7)  
Brunner (5)  
Chavez (3)  
Archuleta (2)  
Vasquez-Dickson (1)

**5TH**

Bramson (10)  
Brunner (6)  
Vasquez-Dickson (4)  
Yeatts (3)  
Archuleta (1)  
Chavez (1)  
Garcia (1)

**6TH**

Brunner (9)  
Baylor (5)  
Bramson (3)  
Smith (3)  
Chavez (2)  
Yeatts (2)  
Briones (1)  
Vasquez-Dickson (1)

**7TH**

Baylor (14)  
Smith (3)  
Brunner (2)  
Carithers (2)  
Briones (1)  
Rana (1)  
Vasquez-Dickson (1)

**8TH**

Carithers (11)  
Luderer (5)  
Bramson (3)  
Chavez (2)  
Rana (2)  
Baylor (1)  
Briones (1)  
Smith (1)

**9TH**

Carithers (10)  
Vasquez-Dickson (6)  
Luderer (5)  
Andrews (4)  
Rana (1)



NEW MEXICO OVERALL STATISTICS

Record: 7-19 Home: 0-1 Away: 1-10 Neutral: 6-8 MW: 0-0

| Player               | avg  | gp-gs | ab  | r   | h   | 2b | 3b | hr | rbi | tb  | slg% | bb | hp | so  | gdp | ob%  | sf | sh | sb-att | po  | a   | e  | fld%  |
|----------------------|------|-------|-----|-----|-----|----|----|----|-----|-----|------|----|----|-----|-----|------|----|----|--------|-----|-----|----|-------|
| 38 CHAVEZ, Keyannah  | .386 | 26-25 | 70  | 12  | 27  | 3  | 2  | 2  | 8   | 40  | .571 | 7  | 2  | 7   | 0   | .456 | 0  | 5  | 3-4    | 44  | 1   | 2  | .957  |
| 3 HATHOOT, Rachael   | .354 | 26-26 | 79  | 16  | 28  | 3  | 0  | 0  | 6   | 31  | .392 | 7  | 1  | 6   | 0   | .404 | 2  | 4  | 3-3    | 36  | 63  | 4  | .961  |
| 7 ARCHULETA, Ashley  | .274 | 21-21 | 62  | 9   | 17  | 5  | 1  | 0  | 8   | 24  | .387 | 8  | 2  | 15  | 0   | .375 | 0  | 0  | 6-7    | 34  | 25  | 4  | .937  |
| 20 BRAMSON, Emma     | .260 | 26-26 | 73  | 10  | 19  | 1  | 1  | 0  | 6   | 22  | .301 | 3  | 2  | 5   | 0   | .300 | 2  | 3  | 4-4    | 78  | 4   | 4  | .953  |
| 8 BRUNNER, Katherine | .250 | 25-22 | 60  | 4   | 15  | 3  | 0  | 1  | 10  | 21  | .350 | 6  | 1  | 14  | 0   | .328 | 0  | 0  | 1-1    | 31  | 13  | 3  | .936  |
| 25 YEATTS, Chloe     | .213 | 26-24 | 75  | 5   | 16  | 5  | 0  | 3  | 15  | 30  | .400 | 4  | 4  | 14  | 3   | .289 | 0  | 0  | 0-0    | 94  | 7   | 1  | .990  |
| 0 VASQUEZ-DICKSO     | .208 | 25-18 | 53  | 6   | 11  | 1  | 0  | 0  | 7   | 12  | .226 | 4  | 0  | 5   | 0   | .263 | 0  | 4  | 2-2    | 38  | 2   | 1  | .976  |
| 13 BAYLOR, Elizabeth | .182 | 22-20 | 55  | 5   | 10  | 0  | 0  | 0  | 2   | 10  | .182 | 3  | 1  | 8   | 2   | .237 | 0  | 0  | 2-2    | 17  | 0   | 0  | 1.000 |
| 33 CARITHERS, Sydney | .156 | 25-23 | 45  | 8   | 7   | 3  | 0  | 0  | 5   | 10  | .222 | 7  | 2  | 7   | 0   | .291 | 1  | 2  | 3-4    | 67  | 23  | 5  | .947  |
| -----                |      |       |     |     |     |    |    |    |     |     |      |    |    |     |     |      |    |    |        |     |     |    |       |
| 9 HANAWAHINE, Jewels | .333 | 3-0   | 3   | 0   | 1   | 0  | 0  | 0  | 0   | 1   | .333 | 0  | 0  | 2   | 0   | .333 | 0  | 0  | 0-0    | 0   | 0   | 0  | .000  |
| 1 BRIONES, Gabrielle | .200 | 8-3   | 10  | 1   | 2   | 0  | 0  | 0  | 0   | 2   | .200 | 0  | 0  | 2   | 1   | .200 | 0  | 1  | 1-1    | 5   | 5   | 0  | 1.000 |
| 26 SMITH, Karly      | .143 | 14-7  | 21  | 0   | 3   | 0  | 0  | 0  | 2   | 3   | .143 | 6  | 0  | 8   | 0   | .333 | 0  | 0  | 0-0    | 1   | 0   | 0  | 1.000 |
| 18 RANA, Grace       | .143 | 7-4   | 7   | 0   | 1   | 0  | 0  | 0  | 1   | 1   | .143 | 1  | 1  | 1   | 0   | .333 | 0  | 1  | 0-0    | 16  | 0   | 1  | .941  |
| 4 ANDREWS, Macie     | .100 | 9-4   | 10  | 1   | 1   | 0  | 0  | 0  | 0   | 1   | .100 | 0  | 0  | 3   | 0   | .100 | 0  | 0  | 0-0    | 6   | 0   | 1  | .857  |
| 27 LUDERER, Hayden   | .091 | 17-10 | 22  | 4   | 2   | 0  | 0  | 0  | 0   | 2   | .091 | 3  | 0  | 8   | 0   | .200 | 0  | 1  | 1-1    | 15  | 0   | 0  | 1.000 |
| 44 GARCIA, Lauren    | .000 | 4-1   | 3   | 0   | 0   | 0  | 0  | 0  | 1   | 0   | .000 | 2  | 0  | 0   | 0   | .400 | 0  | 0  | 0-0    | 0   | 0   | 0  | .000  |
| 24 SANDOVAL, Diamond | .000 | 1-0   | 1   | 0   | 0   | 0  | 0  | 0  | 0   | 0   | .000 | 0  | 0  | 0   | 0   | .000 | 0  | 0  | 0-0    | 0   | 0   | 0  | .000  |
| Totals               | .247 | 26    | 649 | 81  | 160 | 24 | 4  | 6  | 71  | 210 | .324 | 61 | 16 | 105 | 6   | .324 | 5  | 21 | 26-29  | 486 | 178 | 27 | .961  |
| Opponents            | .303 | 26    | 676 | 149 | 205 | 42 | 6  | 20 | 137 | 319 | .472 | 84 | 17 | 92  | 4   | .391 | 6  | 11 | 54-62  | 515 | 226 | 29 | .962  |

LOB - Team (158), Opp (161). DPs turned - Team (10), Opp (11). CI - Team (1), RANA 1, Opp (1). IBB - Team (1), HATHOOT 1.

(All games Sorted by Earned run avg)

| Player            | era   | w-l  | app | gs | cg | sho | sv | ip    | h   | r   | er  | bb | so  | 2b | 3b | hr | b/avg | wp | hp | bk | sfa | sha |
|-------------------|-------|------|-----|----|----|-----|----|-------|-----|-----|-----|----|-----|----|----|----|-------|----|----|----|-----|-----|
| 16 UMALI, Brooke  | 4.10  | 0-0  | 7   | 1  | 0  | 0/0 | 0  | 13.2  | 14  | 8   | 8   | 4  | 7   | 2  | 2  | 4  | .264  | 0  | 0  | 0  | 0   | 0   |
| 23 GUEST, McKenna | 4.67  | 5-10 | 18  | 13 | 6  | 0/0 | 1  | 72.0  | 83  | 55  | 48  | 29 | 47  | 12 | 1  | 8  | .290  | 4  | 12 | 0  | 2   | 6   |
| 14 SNOW, Taylor   | 5.21  | 2-8  | 14  | 7  | 3  | 0/0 | 0  | 41.2  | 56  | 41  | 31  | 16 | 11  | 14 | 2  | 6  | .313  | 2  | 2  | 0  | 3   | 4   |
| 28 BROUSE, Emily  | 6.18  | 0-0  | 6   | 2  | 0  | 0/0 | 0  | 11.1  | 13  | 13  | 10  | 11 | 9   | 5  | 1  | 0  | .271  | 1  | 1  | 0  | 1   | 0   |
| 17 LINTON, Amber  | 6.41  | 0-1  | 7   | 2  | 0  | 0/0 | 0  | 19.2  | 30  | 22  | 18  | 20 | 18  | 7  | 0  | 2  | .345  | 2  | 2  | 0  | 0   | 1   |
| 5 JONES, Kenzie   | 15.27 | 0-0  | 4   | 1  | 0  | 0/0 | 0  | 3.2   | 9   | 10  | 8   | 4  | 0   | 2  | 0  | 0  | .391  | 0  | 0  | 0  | 0   | 0   |
| Totals            | 5.06  | 7-19 | 26  | 26 | 9  | 0/0 | 1  | 162.0 | 205 | 149 | 117 | 84 | 92  | 42 | 6  | 20 | .303  | 9  | 17 | 0  | 6   | 11  |
| Opponents         | 2.69  | 19-7 | 26  | 26 | 9  | 2/0 | 2  | 171.2 | 160 | 81  | 66  | 61 | 105 | 24 | 4  | 6  | .247  | 15 | 16 | 0  | 5   | 21  |

PB - Team (3), CARITHERS 2, RANA 1, Opp (7). Pickoffs - Team (1), CARITHERS 1. SBA/ATT - CARITHERS (39-43), GUEST (14-21), SNOW (16-16), LINTON (13-14), YEATTS (8-12), RANA (7-7), BROUSE (6-6), JONES (5-5).



LAST WEEK STATISTICS

Record: 1-3 Home: 0-0 Away: 1-1 Neutral: 0-2 MW: 0-0

| Player               | avg  | gp-gs | ab | r  | h  | 2b | 3b | hr | rbi | tb | slg% | bb | hp | so | gdp | ob%  | sf | sh | sb-att | po | a  | e | fld%  |
|----------------------|------|-------|----|----|----|----|----|----|-----|----|------|----|----|----|-----|------|----|----|--------|----|----|---|-------|
| 3 HATHOOT, Rachael   | .545 | 4-4   | 11 | 4  | 6  | 1  | 0  | 0  | 2   | 7  | .636 | 4  | 0  | 2  | 0   | .667 | 0  | 0  | 0-0    | 5  | 11 | 1 | .941  |
| 8 BRUNNER, Katherine | .500 | 4-4   | 10 | 1  | 5  | 1  | 0  | 1  | 3   | 9  | .900 | 2  | 0  | 1  | 0   | .583 | 0  | 0  | 0-0    | 15 | 4  | 0 | 1.000 |
| 20 BRAMSON, Emma     | .231 | 4-4   | 13 | 1  | 3  | 0  | 0  | 0  | 0   | 3  | .231 | 0  | 0  | 0  | 0   | .231 | 0  | 0  | 0-0    | 23 | 0  | 0 | 1.000 |
| 38 CHAVEZ, Keyannah  | .167 | 4-4   | 12 | 0  | 2  | 0  | 0  | 0  | 1   | 2  | .167 | 1  | 1  | 0  | 0   | .286 | 0  | 0  | 0-0    | 9  | 0  | 0 | 1.000 |
| 26 SMITH, Karly      | .143 | 3-3   | 7  | 0  | 1  | 0  | 0  | 0  | 0   | 1  | .143 | 2  | 0  | 3  | 0   | .333 | 0  | 0  | 0-0    | 0  | 0  | 0 | .000  |
| 33 CARITHERS, Sydney | .143 | 4-4   | 7  | 1  | 1  | 1  | 0  | 0  | 0   | 2  | .286 | 2  | 0  | 1  | 0   | .333 | 0  | 1  | 0-1    | 1  | 9  | 1 | .909  |
| 0 VASQUEZ-DICKSO     | .100 | 4-4   | 10 | 1  | 1  | 0  | 0  | 0  | 0   | 1  | .100 | 0  | 0  | 1  | 0   | .100 | 0  | 2  | 0-0    | 6  | 0  | 0 | 1.000 |
| 25 YEATTS, Chloe     | .077 | 4-4   | 13 | 0  | 1  | 1  | 0  | 0  | 1   | 2  | .154 | 1  | 0  | 3  | 0   | .143 | 0  | 0  | 0-0    | 15 | 3  | 0 | 1.000 |
| 13 BAYLOR, Elizabeth | .000 | 3-2   | 8  | 0  | 0  | 0  | 0  | 0  | 0   | 0  | .000 | 0  | 0  | 1  | 0   | .000 | 0  | 0  | 0-0    | 0  | 0  | 0 | .000  |
| 27 LUDERER, Hayden   | .000 | 4-3   | 4  | 0  | 0  | 0  | 0  | 0  | 0   | 0  | .000 | 1  | 0  | 2  | 0   | .200 | 0  | 1  | 0-0    | 3  | 0  | 0 | 1.000 |
| -----                |      |       |    |    |    |    |    |    |     |    |      |    |    |    |     |      |    |    |        |    |    |   |       |
| 9 HANAWAHINE, Jewels | .000 | 1-0   | 1  | 0  | 0  | 0  | 0  | 0  | 0   | 0  | .000 | 0  | 0  | 1  | 0   | .000 | 0  | 0  | 0-0    | 0  | 0  | 0 | .000  |
| 4 ANDREWS, Macie     | .000 | 1-0   | 1  | 0  | 0  | 0  | 0  | 0  | 0   | 0  | .000 | 0  | 0  | 0  | 0   | .000 | 0  | 0  | 0-0    | 0  | 0  | 0 | .000  |
| 1 BRIONES, Gabrielle | .000 | 1-0   | 0  | 0  | 0  | 0  | 0  | 0  | 0   | 0  | .000 | 0  | 0  | 0  | 0   | .000 | 0  | 1  | 0-0    | 0  | 0  | 0 | .000  |
| Totals               | .206 | 4     | 97 | 8  | 20 | 4  | 0  | 1  | 7   | 27 | .278 | 13 | 1  | 15 | 0   | .306 | 0  | 5  | 0-1    | 78 | 30 | 2 | .982  |
| Opponents            | .202 | 4     | 94 | 13 | 19 | 3  | 1  | 4  | 13  | 36 | .383 | 11 | 3  | 14 | 0   | .306 | 0  | 4  | 1-3    | 84 | 35 | 2 | .983  |

LOB - Team (24), Opp (21).

(last week Sorted by Earned run avg)

| Player            | era  | w-l | app | gs | cg | sho | sv | ip   | h  | r  | er | bb | so | 2b | 3b | hr | b/avg | wp | hp | bk | sfa | sha |
|-------------------|------|-----|-----|----|----|-----|----|------|----|----|----|----|----|----|----|----|-------|----|----|----|-----|-----|
| 14 SNOW, Taylor   | 2.33 | 0-1 | 1   | 1  | 1  | 0/0 | 0  | 6.0  | 5  | 3  | 2  | 1  | 0  | 1  | 0  | 1  | .227  | 0  | 0  | 0  | 0   | 2   |
| 28 BROUSE, Emily  | 2.33 | 0-0 | 1   | 1  | 0  | 0/0 | 0  | 3.0  | 1  | 1  | 1  | 5  | 2  | 0  | 0  | 0  | .091  | 0  | 0  | 0  | 0   | 0   |
| 16 UMALI, Brooke  | 2.62 | 0-0 | 2   | 0  | 0  | 0/0 | 0  | 2.2  | 2  | 1  | 1  | 0  | 2  | 0  | 0  | 1  | .200  | 0  | 0  | 0  | 0   | 0   |
| 23 GUEST, McKenna | 3.42 | 1-2 | 3   | 2  | 1  | 0/0 | 0  | 14.1 | 11 | 8  | 7  | 5  | 10 | 2  | 1  | 2  | .216  | 0  | 3  | 0  | 0   | 2   |
| Totals            | 2.96 | 1-3 | 4   | 4  | 2  | 0/0 | 0  | 26.0 | 19 | 13 | 11 | 11 | 14 | 3  | 1  | 4  | .202  | 0  | 3  | 0  | 0   | 4   |
| Opponents         | 1.75 | 3-1 | 4   | 4  | 2  | 0/0 | 0  | 28.0 | 20 | 8  | 7  | 13 | 15 | 4  | 0  | 1  | .206  | 4  | 1  | 0  | 0   | 5   |

PB - Team (0), Opp (1). SBA/ATT - YEATTS (1-3), GUEST (1-3).



2023 MOUNTAIN WEST STATS

Record: 6-16 Home: 5-6 Away: 1-10 MW: 6-16

| Player                | avg  | gp-gs | ab  | r   | h   | 2b | 3b | hr | rbi | tb  | slg% | bb | hp | so | gdp | ob%  | sf | sh | sb-att | po  | a   | e  | fld%  |
|-----------------------|------|-------|-----|-----|-----|----|----|----|-----|-----|------|----|----|----|-----|------|----|----|--------|-----|-----|----|-------|
| 7 ARCHULETA, Ashley   | .437 | 22-22 | 71  | 13  | 31  | 3  | 4  | 2  | 18  | 48  | .676 | 7  | 0  | 5  | 0   | .481 | 1  | 0  | 1-1    | 41  | 47  | 6  | .936  |
| 3 HATHOOT, Rachael    | .414 | 22-22 | 70  | 19  | 29  | 5  | 4  | 1  | 13  | 45  | .643 | 6  | 2  | 4  | 0   | .468 | 1  | 2  | 0-0    | 35  | 54  | 5  | .947  |
| 21 ROBINSON, Peyton   | .379 | 22-22 | 66  | 11  | 25  | 0  | 0  | 0  | 4   | 25  | .379 | 8  | 2  | 6  | 0   | .461 | 0  | 4  | 2-4    | 24  | 2   | 1  | .963  |
| 20 BRAMSON, Emma      | .345 | 22-22 | 58  | 11  | 20  | 3  | 0  | 0  | 5   | 23  | .397 | 6  | 1  | 5  | 1   | .415 | 0  | 1  | 1-1    | 15  | 32  | 5  | .904  |
| 34 BOLDT, Maddie      | .261 | 22-16 | 46  | 8   | 12  | 1  | 0  | 3  | 8   | 22  | .478 | 7  | 1  | 11 | 1   | .370 | 0  | 0  | 0-0    | 14  | 3   | 1  | .944  |
| 25 YEATTS, Chloe      | .259 | 21-19 | 54  | 6   | 14  | 6  | 0  | 2  | 17  | 26  | .481 | 3  | 0  | 10 | 1   | .298 | 0  | 0  | 0-0    | 66  | 5   | 4  | .947  |
| 38 CHAVEZ, Keyannah   | .246 | 22-22 | 61  | 13  | 15  | 2  | 0  | 0  | 11  | 17  | .279 | 11 | 2  | 10 | 1   | .378 | 0  | 4  | 3-3    | 38  | 2   | 0  | 1.000 |
| 16 ROMERO, Leslie     | .192 | 10-8  | 26  | 2   | 5   | 1  | 0  | 0  | 3   | 6   | .231 | 3  | 0  | 2  | 0   | .276 | 0  | 1  | 0-0    | 11  | 1   | 0  | 1.000 |
| 44 GARCIA, Lauren     | .175 | 17-13 | 40  | 4   | 7   | 3  | 0  | 1  | 8   | 13  | .325 | 6  | 0  | 5  | 0   | .271 | 2  | 0  | 0-0    | 4   | 0   | 0  | 1.000 |
| 4 TRIM, Jenna         | .143 | 19-15 | 35  | 4   | 5   | 1  | 0  | 0  | 2   | 6   | .171 | 2  | 1  | 10 | 0   | .211 | 0  | 0  | 0-0    | 109 | 5   | 2  | .983  |
| -----                 |      |       |     |     |     |    |    |    |     |     |      |    |    |    |     |      |    |    |        |     |     |    |       |
| 2 MARTINEZ, Savana    | .333 | 5-0   | 3   | 0   | 1   | 0  | 0  | 0  | 1   | 1   | .333 | 0  | 0  | 2  | 0   | .333 | 0  | 0  | 0-0    | 13  | 0   | 2  | .867  |
| 55 CAMERON, Janae     | .286 | 7-1   | 7   | 0   | 2   | 0  | 0  | 0  | 1   | 2   | .286 | 1  | 0  | 3  | 0   | .375 | 0  | 0  | 0-0    | 2   | 0   | 0  | 1.000 |
| 77 TUCK, Reyana       | .278 | 12-5  | 18  | 2   | 5   | 0  | 0  | 0  | 2   | 5   | .278 | 2  | 0  | 6  | 0   | .333 | 1  | 0  | 0-0    | 21  | 1   | 0  | 1.000 |
| 13 BAYLOR, Elizabeth  | .143 | 9-7   | 14  | 1   | 2   | 0  | 0  | 0  | 0   | 2   | .143 | 3  | 0  | 4  | 0   | .294 | 0  | 0  | 1-1    | 12  | 1   | 0  | 1.000 |
| 42 WALKER, Loran      | .143 | 7-1   | 7   | 0   | 1   | 0  | 0  | 0  | 0   | 1   | .143 | 0  | 0  | 2  | 0   | .143 | 0  | 0  | 0-0    | 2   | 1   | 0  | 1.000 |
| 27 BIRKINSHAW, Olivia | .000 | 7-3   | 9   | 0   | 0   | 0  | 0  | 0  | 0   | 0   | .000 | 0  | 0  | 2  | 0   | .000 | 0  | 0  | 0-0    | 4   | 0   | 0  | 1.000 |
| 18 RANA, Grace        | .000 | 7-0   | 1   | 2   | 0   | 0  | 0  | 0  | 0   | 0   | .000 | 0  | 0  | 0  | 0   | .000 | 0  | 0  | 0-0    | 0   | 0   | 0  | .000  |
| 24 SANDOVAL, Diamond  | .000 | 1-0   | 1   | 0   | 0   | 0  | 0  | 0  | 0   | 0   | .000 | 0  | 0  | 1  | 0   | .000 | 0  | 0  | 0-0    | 0   | 0   | 0  | .000  |
| 0 GONZALEZ, Evany     | .000 | 3-0   | 0   | 2   | 0   | 0  | 0  | 0  | 0   | 0   | .000 | 0  | 0  | 0  | 0   | .000 | 0  | 0  | 0-0    | 0   | 0   | 0  | .000  |
| Totals                | .296 | 22    | 587 | 98  | 174 | 25 | 8  | 9  | 93  | 242 | .412 | 65 | 9  | 88 | 4   | .372 | 5  | 12 | 8-10   | 412 | 177 | 29 | .953  |
| Opponents             | .337 | 22    | 597 | 156 | 201 | 42 | 2  | 23 | 140 | 316 | .529 | 73 | 25 | 88 | 5   | .427 | 6  | 12 | 39-42  | 428 | 176 | 18 | .971  |

LOB - Team (152), Opp (147). DPs turned - Team (9), Opp (7). CI - Team (2), YEATTS 1, MARTINEZ, S. 1.

(MW games only Sorted by Earned run avg)

| Player             | era   | w-l  | app | gs | cg | sho | sv | ip    | h   | r   | er  | bb | so | 2b | 3b | hr | b/avg | wp | hp | bk | sfa | sha |
|--------------------|-------|------|-----|----|----|-----|----|-------|-----|-----|-----|----|----|----|----|----|-------|----|----|----|-----|-----|
| 17 LINTON, Amber   | 4.26  | 3-6  | 15  | 10 | 5  | 1/0 | 1  | 67.1  | 78  | 55  | 41  | 33 | 66 | 16 | 1  | 5  | .290  | 4  | 11 | 0  | 2   | 7   |
| 14 SNOW, Taylor    | 4.93  | 2-7  | 15  | 8  | 1  | 0/0 | 0  | 54.0  | 81  | 57  | 38  | 17 | 13 | 17 | 1  | 9  | .342  | 1  | 8  | 0  | 4   | 5   |
| 28 FOHRMAN, Samant | 15.27 | 0-0  | 3   | 0  | 0  | 0/0 | 0  | 3.2   | 6   | 8   | 8   | 7  | 2  | 1  | 0  | 2  | .333  | 1  | 2  | 0  | 0   | 0   |
| 5 BRINKA, Emmalyn  | 17.06 | 1-3  | 9   | 4  | 0  | 0/0 | 0  | 10.2  | 30  | 30  | 26  | 12 | 5  | 6  | 0  | 5  | .484  | 0  | 2  | 0  | 0   | 0   |
| 4 TRIM, Jenna      | 35.00 | 0-0  | 2   | 0  | 0  | 0/0 | 0  | 1.0   | 5   | 5   | 5   | 2  | 0  | 2  | 0  | 2  | .625  | 0  | 1  | 0  | 0   | 0   |
| -----              |       |      |     |    |    |     |    |       |     |     |     |    |    |    |    |    |       |    |    |    |     |     |
| 8 MITCHELL, Bella  | 10.50 | 0-0  | 2   | 0  | 0  | 0/0 | 0  | 0.2   | 1   | 1   | 1   | 2  | 2  | 0  | 0  | 0  | .333  | 0  | 1  | 0  | 0   | 0   |
| Totals             | 6.01  | 6-16 | 22  | 22 | 6  | 1/0 | 1  | 137.1 | 201 | 156 | 118 | 73 | 88 | 42 | 2  | 23 | .337  | 6  | 25 | 0  | 6   | 12  |
| Opponents          | 4.17  | 16-6 | 22  | 22 | 8  | 4/1 | 2  | 142.2 | 174 | 98  | 85  | 65 | 88 | 25 | 8  | 9  | .296  | 14 | 9  | 0  | 5   | 12  |

PB - Team (3), YEATTS 1, ROMERO 1, MARTINEZ, S. 1. SBA/ATT - YEATTS (30-33), LINTON (22-25), SNOW (14-14), ROMERO (7-7), FOHRMAN (2-2), BRINKA (1-1), WALKER (1-1), MARTINEZ, S. (1-1).





**BATTING****GAME-BY-GAME STATISTICS**

| Date   | Opponent             | ab  | r  | h   | rbi | 2b | 3b | hr | tb  | bb | ibb | sb | cs | hbp | sac | sf | gdp | k   | po  | a   | e  | lob | avg  |
|--------|----------------------|-----|----|-----|-----|----|----|----|-----|----|-----|----|----|-----|-----|----|-----|-----|-----|-----|----|-----|------|
| Feb 09 | vs Tennessee St.     | 31  | 7  | 12  | 5   | 0  | 0  | 1  | 15  | 3  | 0   | 6  | 0  | 0   | 0   | 1  | 0   | 4   | 21  | 6   | 1  | 8   | .387 |
| Feb 09 | at McNeese           | 26  | 4  | 9   | 4   | 0  | 1  | 1  | 14  | 2  | 0   | 0  | 0  | 0   | 0   | 1  | 0   | 4   | 16  | 9   | 4  | 7   | .368 |
| Feb 10 | vs Chattanooga       | 23  | 2  | 4   | 2   | 0  | 0  | 0  | 4   | 4  | 0   | 1  | 0  | 2   | 0   | 1  | 1   | 5   | 21  | 9   | 3  | 7   | .312 |
| Feb 10 | vs California        | 21  | 3  | 5   | 3   | 0  | 0  | 0  | 5   | 1  | 0   | 1  | 0  | 0   | 0   | 0  | 0   | 2   | 12  | 3   | 2  | 4   | .297 |
| Feb 11 | at Louisiana         | 21  | 2  | 6   | 1   | 1  | 0  | 0  | 7   | 0  | 0   | 1  | 0  | 0   | 0   | 0  | 1   | 1   | 13  | 5   | 1  | 4   | .295 |
| Feb 14 | at UTEP              | 31  | 3  | 6   | 2   | 2  | 0  | 0  | 8   | 0  | 0   | 3  | 0  | 0   | 0   | 0  | 0   | 1   | 23  | 7   | 1  | 4   | .275 |
| Feb 14 | at UTEP              | 22  | 2  | 3   | 1   | 1  | 0  | 0  | 4   | 0  | 0   | 1  | 0  | 1   | 2   | 0  | 0   | 4   | 18  | 5   | 1  | 2   | .257 |
| Feb 16 | vs Marist            | 32  | 13 | 15  | 11  | 4  | 0  | 0  | 19  | 4  | 0   | 7  | 0  | 2   | 3   | 1  | 0   | 3   | 21  | 6   | 0  | 8   | .290 |
| Feb 16 | at Abilene Christian | 28  | 3  | 7   | 3   | 1  | 1  | 0  | 10  | 1  | 0   | 3  | 0  | 1   | 1   | 0  | 0   | 5   | 18  | 3   | 0  | 7   | .285 |
| Feb 17 | vs Houston Christia  | 23  | 1  | 5   | 1   | 1  | 0  | 0  | 6   | 7  | 0   | 1  | 0  | 0   | 1   | 0  | 1   | 6   | 18  | 7   | 1  | 9   | .279 |
| Feb 18 | vs Marist            | 26  | 10 | 9   | 9   | 1  | 1  | 0  | 12  | 9  | 1   | 0  | 1  | 1   | 0   | 0  | 0   | 5   | 21  | 7   | 2  | 8   | .285 |
| Feb 18 | at Abilene Christian | 17  | 0  | 2   | 0   | 0  | 0  | 0  | 2   | 0  | 0   | 0  | 0  | 0   | 0   | 0  | 0   | 0   | 13  | 5   | 2  | 3   | .276 |
| Feb 23 | vs SFA               | 27  | 6  | 8   | 6   | 1  | 0  | 1  | 12  | 2  | 0   | 0  | 0  | 2   | 1   | 1  | 0   | 3   | 21  | 12  | 1  | 9   | .277 |
| Feb 23 | at UNT               | 23  | 1  | 3   | 1   | 1  | 0  | 0  | 4   | 0  | 0   | 0  | 0  | 3   | 1   | 0  | 0   | 8   | 18  | 6   | 0  | 5   | .268 |
| Feb 24 | vs SFA               | 20  | 1  | 7   | 1   | 1  | 0  | 0  | 8   | 1  | 0   | 0  | 1  | 0   | 0   | 0  | 0   | 1   | 12  | 1   | 1  | 5   | .272 |
| Feb 24 | at UNT               | 22  | 0  | 0   | 0   | 0  | 0  | 0  | 0   | 2  | 0   | 0  | 0  | 0   | 1   | 0  | 1   | 8   | 22  | 7   | 0  | 2   | .257 |
| Feb 25 | vs Minnesota         | 26  | 1  | 5   | 1   | 0  | 0  | 0  | 5   | 2  | 0   | 0  | 0  | 0   | 1   | 0  | 1   | 4   | 21  | 12  | 2  | 7   | .253 |
| Feb 28 | TEXAS TECH           | 26  | 2  | 6   | 2   | 1  | 0  | 1  | 10  | 3  | 0   | 0  | 0  | 0   | 0   | 0  | 0   | 8   | 21  | 7   | 1  | 6   | .252 |
| Mar 01 | vs Pacific           | 28  | 2  | 9   | 2   | 1  | 0  | 0  | 10  | 2  | 0   | 0  | 0  | 2   | 1   | 0  | 1   | 5   | 18  | 9   | 0  | 10  | .256 |
| Mar 01 | vs Montana           | 27  | 3  | 7   | 3   | 0  | 0  | 1  | 10  | 3  | 0   | 1  | 0  | 0   | 1   | 0  | 0   | 6   | 21  | 9   | 0  | 7   | .256 |
| Mar 02 | vs Toledo            | 25  | 5  | 5   | 5   | 2  | 1  | 0  | 9   | 1  | 0   | 1  | 0  | 0   | 1   | 0  | 0   | 3   | 21  | 7   | 2  | 4   | .253 |
| Mar 02 | at Grand Canyon      | 27  | 2  | 7   | 1   | 2  | 0  | 0  | 9   | 1  | 0   | 0  | 0  | 1   | 2   | 0  | 0   | 4   | 18  | 6   | 0  | 8   | .254 |
| Mar 07 | vs Cleveland State   | 26  | 1  | 7   | 0   | 2  | 0  | 0  | 9   | 3  | 0   | 0  | 0  | 1   | 1   | 0  | 0   | 4   | 18  | 8   | 1  | 9   | .254 |
| Mar 07 | at Hawaii            | 23  | 1  | 4   | 1   | 2  | 0  | 0  | 6   | 2  | 0   | 0  | 0  | 0   | 2   | 0  | 0   | 1   | 18  | 10  | 1  | 5   | .251 |
| Mar 08 | UCONN                | 24  | 1  | 4   | 1   | 0  | 0  | 0  | 4   | 5  | 0   | 0  | 0  | 0   | 1   | 0  | 0   | 8   | 21  | 5   | 0  | 8   | .248 |
| Mar 08 | at Hawaii            | 24  | 5  | 5   | 5   | 0  | 0  | 1  | 8   | 3  | 0   | 0  | 1  | 0   | 1   | 0  | 0   | 2   | 21  | 7   | 0  | 2   | .247 |
| Totals |                      | 649 | 81 | 160 | 71  | 24 | 4  | 6  | 210 | 61 | 1   | 26 | 3  | 16  | 21  | 5  | 6   | 105 | 486 | 178 | 27 | 158 | .247 |

**PITCHING****GAME-BY-GAME STATISTICS**

| Date   | Opponent             | ip    | h   | r   | er  | bb | so | 2b | 3b | hr | wp | bk | hbp | dp | ibb | score  | w-l  | sv | era  |
|--------|----------------------|-------|-----|-----|-----|----|----|----|----|----|----|----|-----|----|-----|--------|------|----|------|
| Feb 09 | vs Tennessee St.     | 7.0   | 9   | 6   | 6   | 5  | 9  | 2  | 0  | 0  | 1  | 0  | 1   | 0  | 0   | 7-6    | 1-0  | 0  | 6.00 |
| Feb 09 | at McNeese           | 5.1   | 10  | 12  | 6   | 8  | 0  | 5  | 0  | 0  | 1  | 0  | 0   | 0  | 0   | 4-12   | 1-1  | 0  | 6.81 |
| Feb 10 | vs Chattanooga       | 7.0   | 11  | 4   | 2   | 4  | 5  | 1  | 0  | 1  | 0  | 0  | 0   | 0  | 0   | 2-4    | 1-2  | 0  | 5.07 |
| Feb 10 | vs California        | 4.0   | 15  | 16  | 6   | 4  | 2  | 1  | 0  | 2  | 0  | 0  | 0   | 1  | 0   | 3-16   | 1-3  | 0  | 6.00 |
| Feb 11 | at Louisiana         | 4.1   | 8   | 10  | 9   | 6  | 3  | 1  | 0  | 1  | 0  | 0  | 1   | 0  | 0   | 2-10   | 1-4  | 0  | 7.34 |
| Feb 14 | at UTEP              | 7.2   | 9   | 4   | 4   | 2  | 9  | 0  | 0  | 2  | 0  | 0  | 0   | 1  | 0   | 3-4    | 1-5  | 0  | 6.54 |
| Feb 14 | at UTEP              | 6.0   | 8   | 4   | 4   | 3  | 5  | 3  | 0  | 0  | 0  | 0  | 1   | 0  | 0   | 2-4    | 1-6  | 0  | 6.27 |
| Feb 16 | vs Marist            | 7.0   | 5   | 3   | 3   | 6  | 9  | 0  | 0  | 0  | 1  | 0  | 0   | 0  | 0   | 13-3   | 2-6  | 0  | 5.79 |
| Feb 16 | at Abilene Christian | 6.0   | 10  | 7   | 7   | 5  | 5  | 4  | 0  | 1  | 1  | 0  | 0   | 0  | 0   | 3-7    | 2-7  | 0  | 6.06 |
| Feb 17 | vs Houston Christia  | 6.0   | 5   | 3   | 3   | 2  | 3  | 2  | 0  | 0  | 1  | 0  | 1   | 0  | 0   | 1-3    | 2-8  | 0  | 5.80 |
| Feb 18 | vs Marist            | 7.0   | 10  | 7   | 7   | 5  | 6  | 3  | 0  | 1  | 2  | 0  | 1   | 0  | 0   | 10-7   | 3-8  | 1  | 5.93 |
| Feb 18 | at Abilene Christian | 4.1   | 8   | 8   | 4   | 0  | 1  | 2  | 0  | 0  | 0  | 0  | 3   | 0  | 0   | 0-8    | 3-9  | 1  | 5.96 |
| Feb 23 | vs SFA               | 7.0   | 5   | 3   | 2   | 3  | 0  | 0  | 0  | 1  | 0  | 0  | 0   | 1  | 0   | 6-3    | 4-9  | 1  | 5.61 |
| Feb 23 | at UNT               | 6.0   | 7   | 3   | 3   | 2  | 4  | 0  | 0  | 0  | 0  | 0  | 0   | 1  | 0   | 1-3    | 4-10 | 1  | 5.46 |
| Feb 24 | vs SFA               | 4.0   | 12  | 13  | 10  | 4  | 2  | 2  | 1  | 1  | 0  | 0  | 1   | 0  | 0   | 1-13   | 4-11 | 1  | 6.00 |
| Feb 24 | at UNT               | 7.1   | 3   | 1   | 0   | 0  | 2  | 1  | 0  | 0  | 0  | 0  | 0   | 0  | 0   | 0-1    | 4-12 | 1  | 5.54 |
| Feb 25 | vs Minnesota         | 7.0   | 13  | 10  | 9   | 6  | 2  | 4  | 1  | 0  | 1  | 0  | 2   | 1  | 0   | 1-10   | 4-13 | 1  | 5.78 |
| Feb 28 | TEXAS TECH           | 7.0   | 10  | 9   | 8   | 3  | 1  | 2  | 1  | 3  | 0  | 0  | 1   | 1  | 0   | 2-9    | 4-14 | 1  | 5.92 |
| Mar 01 | vs Pacific           | 6.0   | 8   | 5   | 5   | 3  | 0  | 2  | 0  | 1  | 1  | 0  | 2   | 1  | 0   | 2-5    | 4-15 | 1  | 5.91 |
| Mar 01 | vs Montana           | 7.0   | 7   | 2   | 2   | 2  | 3  | 0  | 1  | 1  | 0  | 0  | 0   | 2  | 0   | 3-2    | 5-15 | 1  | 5.69 |
| Mar 02 | vs Toledo            | 7.0   | 5   | 1   | 1   | 0  | 4  | 1  | 0  | 0  | 0  | 0  | 0   | 1  | 0   | 5-1    | 6-15 | 1  | 5.44 |
| Mar 02 | at Grand Canyon      | 6.0   | 8   | 5   | 5   | 0  | 3  | 3  | 1  | 1  | 0  | 0  | 0   | 0  | 0   | 2-5    | 6-16 | 1  | 5.46 |
| Mar 07 | vs Cleveland State   | 6.0   | 4   | 3   | 2   | 1  | 5  | 2  | 0  | 0  | 0  | 0  | 1   | 0  | 0   | 1-3    | 6-17 | 1  | 5.32 |
| Mar 07 | at Hawaii            | 6.0   | 5   | 3   | 2   | 1  | 0  | 1  | 0  | 1  | 0  | 0  | 0   | 0  | 0   | 1-3    | 6-18 | 1  | 5.20 |
| Mar 08 | UConn                | 7.0   | 5   | 3   | 3   | 2  | 5  | 0  | 0  | 1  | 0  | 0  | 1   | 0  | 0   | 1-3    | 6-19 | 1  | 5.10 |
| Mar 08 | at Hawaii            | 7.0   | 5   | 4   | 4   | 7  | 4  | 0  | 1  | 2  | 0  | 0  | 1   | 0  | 0   | 5-4    | 7-19 | 1  | 5.06 |
| Totals |                      | 162.0 | 205 | 149 | 117 | 84 | 92 | 42 | 6  | 20 | 9  | 0  | 17  | 10 | 0   | 81-149 | 7-19 | 1  | 5.06 |

## RECORD AND INNING BREAKDOWN

| Score by innings | 1  | 2  | 3  | 4  | 5  | 6  | 7 | 8 | Total |
|------------------|----|----|----|----|----|----|---|---|-------|
| New Mexico       | 13 | 16 | 11 | 10 | 15 | 10 | 5 | 1 | 81    |
| Opponents        | 40 | 17 | 28 | 22 | 20 | 15 | 4 | 3 | 149   |

### Record when ...

|                      |      |                      |      |
|----------------------|------|----------------------|------|
| Overall              | 7-19 | After 4 leading      | 5-1  |
| Conference           | 0-0  | ..... trailing       | 2-15 |
| Non-Conference       | 7-19 | ..... tied           | 0-3  |
| Home games           | 0-1  | After 5 leading      | 6-1  |
| Away games           | 1-10 | ..... trailing       | 1-11 |
| Neutral site         | 6-8  | ..... tied           | 0-3  |
| Day games            | 6-15 | After 6 leading      | 6-0  |
| Night games          | 1-4  | ..... trailing       | 1-12 |
| vs Left starter      | 1-2  | ..... tied           | 0-2  |
| vs Right starter     | 6-17 |                      |      |
| 1-Run games          | 3-2  | Hit 0 home runs      | 3-17 |
| 2-Run games          | 0-7  | ... 1 home run       | 4-2  |
| 5+Run games          | 1-7  | ... 2+ home runs     | 0-0  |
| Extra innings        | 0-2  |                      |      |
| Shutouts             | 0-2  | Opponent 0 home runs | 3-8  |
|                      |      | ..... 1 home run     | 3-8  |
| Scoring 0-2 runs     | 0-15 | ..... 2+ HRs         | 1-3  |
| ..... 3-5 runs       | 3-4  |                      |      |
| ..... 6-9 runs       | 2-0  | Made 0 errors        | 3-6  |
| ..... 10+ runs       | 2-0  | .... 1 error         | 2-8  |
|                      |      | .... 2+ errors       | 2-5  |
| Opponent 0-2 runs    | 2-1  |                      |      |
| ..... 3-5 runs       | 3-10 | Opp. made 0 errors   | 3-8  |
| ..... 6-9 runs       | 2-3  | ..... 1 error        | 0-6  |
| ..... 10+ runs       | 0-5  | ..... 2+ errors      | 4-5  |
| Scored in 1st inning | 5-2  | Out-hit opponent     | 3-2  |
| Opp. scored in 1st   | 1-10 | Out-hit by opponent  | 1-16 |
| Scores first         | 5-3  | Hits are tied        | 3-1  |
| Opp. scores first    | 2-16 |                      |      |

### Record when team scores:

|      |     |     |     |     |     |     |     |     |     |     |     |
|------|-----|-----|-----|-----|-----|-----|-----|-----|-----|-----|-----|
| Runs | 0   | 1   | 2   | 3   | 4   | 5   | 6   | 7   | 8   | 9   | 10+ |
| W-L  | 0-2 | 0-7 | 0-6 | 1-3 | 0-1 | 2-0 | 1-0 | 1-0 | 0-0 | 0-0 | 2-0 |

### Record when opponent scores:

|      |     |     |     |     |     |     |     |     |     |     |     |
|------|-----|-----|-----|-----|-----|-----|-----|-----|-----|-----|-----|
| Runs | 0   | 1   | 2   | 3   | 4   | 5   | 6   | 7   | 8   | 9   | 10+ |
| W-L  | 0-0 | 1-1 | 1-0 | 2-5 | 1-3 | 0-2 | 1-0 | 1-1 | 0-1 | 0-1 | 0-5 |

### Record when leading after:

|      |     |     |     |     |     |     |
|------|-----|-----|-----|-----|-----|-----|
| Inn. | 1   | 2   | 3   | 4   | 5   | 6   |
| W-L  | 5-1 | 5-1 | 5-1 | 5-1 | 6-1 | 6-0 |

### Record when trailing after:

|      |      |      |      |      |      |      |
|------|------|------|------|------|------|------|
| Inn. | 1    | 2    | 3    | 4    | 5    | 6    |
| W-L  | 1-10 | 2-12 | 2-13 | 2-15 | 1-11 | 1-12 |

### Record when tied after:

|      |     |     |     |     |     |     |
|------|-----|-----|-----|-----|-----|-----|
| Inn. | 1   | 2   | 3   | 4   | 5   | 6   |
| W-L  | 1-8 | 0-6 | 0-5 | 0-3 | 0-3 | 0-2 |



## TEAM SITUATION

## GAME-BY-GAME STATISTICS

| Date   | Opponent             | Total<br>h/ab | vs<br>Left | vs<br>Right | With<br>Runners | Bases<br>Empty | Bases<br>Loaded | With<br>2-outs | With<br>RBI-op | Reach as<br>Leadoff | 3rd and<br>LT 2out | LOB |
|--------|----------------------|---------------|------------|-------------|-----------------|----------------|-----------------|----------------|----------------|---------------------|--------------------|-----|
| Feb 09 | vs Tennessee St.     | 12-31         | 0-0        | 12-31       | 7-16            | 5-15           | 0-3             | 4-10           | 3-9            | 3-7                 | 1-3                | 5   |
| Feb 09 | at McNeese           | 9-26          | 3-11       | 6-15        | 2-14            | 7-12           | 0-1             | 2-8            | 1-7            | 4-6                 | 1-3                | 7   |
| Feb 10 | vs Chattanooga       | 4-23          | 0-0        | 4-23        | 2-13            | 2-10           | 0-0             | 2-8            | 2-7            | 2-7                 | 1-2                | 7   |
| Feb 10 | vs California        | 5-21          | 0-0        | 5-21        | 1-9             | 4-12           | 1-1             | 3-8            | 1-5            | 2-5                 | 1-1                | 4   |
| Feb 11 | at Louisiana         | 6-21          | 2-12       | 4-9         | 3-12            | 3-9            | 0-1             | 1-6            | 3-6            | 2-5                 | 0-1                | 4   |
| Feb 14 | at UTEP              | 6-31          | 0-0        | 6-31        | 3-11            | 3-20           | 0-0             | 2-11           | 3-9            | 1-9                 | 0-1                | 4   |
| Feb 14 | at UTEP              | 3-22          | 3-19       | 0-3         | 1-5             | 2-17           | 0-0             | 1-8            | 1-5            | 2-8                 | 1-1                | 2   |
| Feb 16 | vs Marist            | 15-32         | 0-0        | 15-32       | 10-24           | 5-8            | 1-1             | 4-10           | 9-20           | 7-7                 | 5-5                | 8   |
| Feb 16 | at Abilene Christian | 7-28          | 0-0        | 7-28        | 2-14            | 5-14           | 0-0             | 4-10           | 1-7            | 2-7                 | 1-1                | 7   |
| Feb 17 | vs Houston Christian | 5-23          | 0-0        | 5-23        | 2-10            | 3-13           | 0-0             | 0-6            | 1-6            | 1-7                 | 0-0                | 9   |
| Feb 18 | vs Marist            | 9-26          | 0-0        | 9-26        | 5-18            | 4-8            | 3-3             | 3-8            | 4-11           | 4-6                 | 3-3                | 7   |
| Feb 18 | at Abilene Christian | 2-17          | 0-0        | 2-17        | 0-7             | 2-10           | 0-0             | 0-5            | 0-2            | 2-5                 | 0-0                | 3   |
| Feb 23 | vs SFA               | 8-27          | 0-0        | 8-27        | 4-16            | 4-11           | 1-3             | 0-6            | 3-9            | 3-6                 | 3-4                | 9   |
| Feb 23 | at UNT               | 3-23          | 0-0        | 3-23        | 1-10            | 2-13           | 0-0             | 0-6            | 1-7            | 3-7                 | 0-0                | 5   |
| Feb 24 | vs SFA               | 7-20          | 4-11       | 3-9         | 2-10            | 5-10           | 0-2             | 1-4            | 0-6            | 1-5                 | 1-3                | 5   |
| Feb 24 | at UNT               | 0-22          | 0-0        | 0-22        | 0-5             | 0-17           | 0-0             | 0-7            | 0-2            | 0-7                 | 0-1                | 2   |
| Feb 25 | vs Minnesota         | 5-26          | 0-0        | 5-26        | 2-14            | 3-12           | 0-0             | 1-8            | 0-7            | 3-7                 | 1-1                | 7   |
| Feb 28 | TEXAS TECH           | 6-26          | 0-0        | 6-26        | 2-10            | 4-16           | 0-0             | 3-9            | 1-7            | 2-7                 | 0-1                | 6   |
| Mar 01 | vs Pacific           | 9-28          | 0-0        | 9-28        | 4-19            | 5-9            | 1-2             | 2-8            | 1-11           | 4-7                 | 0-3                | 10  |
| Mar 01 | vs Montana           | 7-27          | 0-0        | 7-27        | 3-12            | 4-15           | 0-0             | 0-7            | 1-7            | 0-7                 | 0-0                | 7   |
| Mar 02 | vs Toledo            | 5-25          | 5-25       | 0-0         | 3-13            | 2-12           | 0-0             | 2-9            | 2-9            | 3-6                 | 2-2                | 4   |
| Mar 02 | at Grand Canyon      | 7-27          | 0-0        | 7-27        | 1-15            | 6-12           | 0-1             | 0-7            | 0-9            | 5-7                 | 0-1                | 8   |
| Mar 07 | vs Cleveland State   | 7-26          | 0-0        | 7-26        | 3-12            | 4-14           | 0-1             | 1-8            | 0-7            | 2-7                 | 0-2                | 9   |
| Mar 07 | at Hawaii            | 4-23          | 0-0        | 4-23        | 1-6             | 3-17           | 0-0             | 3-10           | 0-4            | 1-7                 | 0-0                | 5   |
| Mar 08 | UConn                | 4-24          | 2-16       | 2-8         | 2-14            | 2-10           | 0-0             | 1-8            | 1-12           | 4-7                 | 0-0                | 8   |
| Mar 08 | at Hawaii            | 5-24          | 0-0        | 5-24        | 3-8             | 2-16           | 0-0             | 2-9            | 3-4            | 2-7                 | 0-0                | 2   |
| Totals |                      | 160-649       | 19-94      | 141-555     | 69-317          | 91-332         | 7-19            | 42-204         | 42-195         | 65-173              | 21-39              | 154 |
|        |                      | .247          | .202       | .254        | .218            | .274           | .368            | .206           | .215           | .376                | .538               |     |

# SITUATIONAL BREAKDOWN

| Player             | vs left |    |      | vs right |    |      | w/runners |    |      | w/bases empty |    |      | w/bases loaded |    |       | as leadoff |    |       | fly gnd fly/ |     |      |
|--------------------|---------|----|------|----------|----|------|-----------|----|------|---------------|----|------|----------------|----|-------|------------|----|-------|--------------|-----|------|
|                    | h       | ab | avg  | h        | ab | avg  | h         | ab | avg  | h             | ab | avg  | h              | ab | avg   | rch        | op | pct   | out          | out | gnd  |
| 4 ANDREWS, Maci    | 0       | 3  | .000 | 1        | 7  | .143 | 1         | 7  | .143 | 0             | 3  | .000 | 0              | 1  | .000  | 0          | 2  | .000  | 2            | 3   | 0.7  |
| 7 ARCHULETA, As    | 2       | 11 | .182 | 15       | 51 | .294 | 10        | 32 | .313 | 7             | 30 | .233 | 0              | 0  | ---   | 3          | 11 | .273  | 11           | 19  | 0.6  |
| 13 BAYLOR, Elizabe | 0       | 5  | .000 | 10       | 50 | .200 | 7         | 31 | .226 | 3             | 24 | .125 | 1              | 2  | .500  | 2          | 8  | .250  | 14           | 22  | 0.6  |
| 20 BRAMSON, Emm    | 6       | 11 | .545 | 13       | 62 | .210 | 6         | 37 | .162 | 13            | 36 | .361 | 1              | 4  | .250  | 8          | 17 | .471  | 23           | 30  | 0.8  |
| 1 BRIONES, Gabrie  | 0       | 2  | .000 | 2        | 8  | .250 | 0         | 7  | .000 | 2             | 3  | .667 | 0              | 2  | .000  | 1          | 1  | 1.000 | 2            | 5   | 0.4  |
| 8 BRUNNER, Kathe   | 2       | 4  | .500 | 13       | 56 | .232 | 9         | 33 | .273 | 6             | 27 | .222 | 1              | 2  | .500  | 8          | 17 | .471  | 13           | 14  | 0.9  |
| 33 CARITHERS, Sy   | 1       | 7  | .143 | 6        | 38 | .158 | 4         | 28 | .143 | 3             | 17 | .176 | 0              | 3  | .000  | 3          | 6  | .500  | 15           | 16  | 0.9  |
| 38 CHAVEZ, Keyan   | 1       | 10 | .100 | 26       | 60 | .433 | 9         | 25 | .360 | 18            | 45 | .400 | 1              | 2  | .500  | 13         | 29 | .448  | 25           | 16  | 1.6  |
| 44 GARCIA, Lauren  | 0       | 0  | ---  | 0        | 3  | .000 | 0         | 1  | .000 | 0             | 2  | .000 | 0              | 0  | ---   | 0          | 2  | .000  | 1            | 2   | 0.5  |
| 9 HANAWAHINE, J    | 0       | 0  | ---  | 1        | 3  | .333 | 0         | 1  | .000 | 1             | 2  | .500 | 0              | 0  | ---   | 1          | 1  | 1.000 | 0            | 0   | 0.0  |
| 3 HATHOOT, Rach    | 3       | 10 | .300 | 25       | 69 | .362 | 7         | 28 | .250 | 21            | 51 | .412 | 0              | 0  | ---   | 12         | 31 | .387  | 24           | 25  | 1.0  |
| 27 LUDERER, Hayd   | 1       | 5  | .200 | 1        | 17 | .059 | 1         | 10 | .100 | 1             | 12 | .083 | 0              | 0  | ---   | 2          | 6  | .333  | 2            | 10  | 0.2  |
| 18 RANA, Grace     | 0       | 0  | ---  | 1        | 7  | .143 | 0         | 4  | .000 | 1             | 3  | .333 | 0              | 0  | ---   | 2          | 3  | .667  | 1            | 5   | 0.2  |
| 24 SANDOVAL, Dia   | 0       | 0  | ---  | 0        | 1  | .000 | 0         | 0  | ---  | 0             | 1  | .000 | 0              | 0  | ---   | 0          | 0  | ---   | 1            | 0   | 99.9 |
| 26 SMITH, Karly    | 0       | 5  | .000 | 3        | 16 | .188 | 2         | 12 | .167 | 1             | 9  | .111 | 0              | 0  | ---   | 1          | 7  | .143  | 4            | 5   | 0.8  |
| 0 VASQUEZ-DICKS    | 1       | 8  | .125 | 10       | 45 | .222 | 4         | 24 | .167 | 7             | 29 | .241 | 3              | 3  | 1.000 | 5          | 15 | .333  | 9            | 27  | 0.3  |
| 25 YEATTS, Chloe   | 2       | 13 | .154 | 14       | 62 | .226 | 9         | 37 | .243 | 7             | 38 | .184 | 0              | 0  | ---   | 4          | 17 | .235  | 26           | 16  | 1.6  |
| Totals             | 19      | 94 | .202 | 141      | 55 | .254 | 69        | 31 | .218 | 91            | 33 | .274 | 7              | 19 | .368  | 65         | 17 | .376  | 173          | 215 | 0.8  |
| Opponents          | 14      | 53 | .264 | 191      | 62 | .307 | 110       | 36 | .303 | 95            | 31 | .304 | 10             | 28 | .357  | 65         | 16 | .396  | 204          | 168 | 1.2  |

| Player             | pinch hitting |    |      | w/runners in scoring pos |    |      | w/runner on 3r and LT 2 out |    |       | with 2 outs |    |      | success adv runners |    |       | 2- rnrns |     |     | rch rch kl |    |    |
|--------------------|---------------|----|------|--------------------------|----|------|-----------------------------|----|-------|-------------|----|------|---------------------|----|-------|----------|-----|-----|------------|----|----|
|                    | h             | ab | avg  | h                        | ab | avg  | rbi                         | op | pct   | h           | ab | avg  | adv                 | op | pct   | rbi      | w/o | lob | err        | fc | kl |
| 4 ANDREWS, Maci    | 0             | 2  | .000 | 0                        | 3  | .000 | 0                           | 0  | ---   | 1           | 4  | .250 | 2                   | 7  | .286  | 0        | 0   | 5   | 1          | 0  | 1  |
| 7 ARCHULETA, As    | 0             | 0  | ---  | 7                        | 18 | .389 | 3                           | 3  | 1.000 | 5           | 23 | .217 | 18                  | 36 | .500  | 2        | 4   | 14  | 0          | 3  | 6  |
| 13 BAYLOR, Elizabe | 0             | 1  | .000 | 4                        | 14 | .286 | 0                           | 2  | .000  | 3           | 16 | .188 | 13                  | 32 | .406  | 2        | 4   | 7   | 1          | 3  | 2  |
| 20 BRAMSON, Emm    | 0             | 0  | ---  | 4                        | 26 | .154 | 3                           | 6  | .500  | 3           | 25 | .120 | 15                  | 42 | .357  | 2        | 7   | 24  | 1          | 6  | 1  |
| 1 BRIONES, Gabrie  | 0             | 2  | .000 | 0                        | 5  | .000 | 0                           | 2  | .000  | 0           | 4  | .000 | 3                   | 8  | .375  | 0        | 4   | 5   | 0          | 1  | 1  |
| 8 BRUNNER, Kathe   | 0             | 3  | .000 | 7                        | 21 | .333 | 2                           | 4  | .500  | 9           | 21 | .429 | 11                  | 33 | .333  | 7        | 2   | 14  | 3          | 3  | 4  |
| 33 CARITHERS, Sy   | 0             | 0  | ---  | 3                        | 21 | .143 | 2                           | 4  | .500  | 1           | 25 | .040 | 14                  | 35 | .400  | 0        | 3   | 25  | 3          | 2  | 1  |
| 38 CHAVEZ, Keyan   | 0             | 0  | ---  | 4                        | 16 | .250 | 1                           | 2  | .500  | 6           | 17 | .353 | 21                  | 33 | .636  | 3        | 10  | 12  | 0          | 1  | 0  |
| 44 GARCIA, Lauren  | 0             | 1  | .000 | 0                        | 1  | .000 | 0                           | 0  | ---   | 0           | 1  | .000 | 1                   | 2  | .500  | 1        | 0   | 2   | 0          | 0  | 0  |
| 9 HANAWAHINE, J    | 1             | 3  | .333 | 0                        | 1  | .000 | 0                           | 0  | ---   | 0           | 1  | .000 | 0                   | 1  | .000  | 0        | 0   | 1   | 0          | 0  | 1  |
| 3 HATHOOT, Rach    | 0             | 0  | ---  | 3                        | 14 | .214 | 2                           | 5  | .400  | 5           | 17 | .294 | 16                  | 34 | .471  | 4        | 6   | 13  | 2          | 2  | 2  |
| 27 LUDERER, Hayd   | 0             | 2  | .000 | 0                        | 7  | .000 | 0                           | 1  | .000  | 0           | 5  | .000 | 4                   | 11 | .364  | 0        | 2   | 6   | 1          | 1  | 2  |
| 18 RANA, Grace     | 0             | 0  | ---  | 0                        | 2  | .000 | 1                           | 1  | 1.000 | 0           | 0  | ---  | 6                   | 6  | 1.000 | 0        | 7   | 0   | 0          | 0  | 0  |
| 24 SANDOVAL, Dia   | 0             | 1  | .000 | 0                        | 0  | ---  | 0                           | 0  | ---   | 0           | 1  | .000 | 0                   | 0  | ---   | 0        | 0   | 0   | 0          | 0  | 0  |
| 26 SMITH, Karly    | 1             | 6  | .167 | 0                        | 7  | .000 | 2                           | 2  | 1.000 | 1           | 7  | .143 | 7                   | 14 | .500  | 0        | 3   | 6   | 1          | 0  | 2  |
| 0 VASQUEZ-DICKS    | 1             | 4  | .250 | 4                        | 16 | .250 | 2                           | 3  | .667  | 3           | 13 | .231 | 14                  | 29 | .483  | 4        | 9   | 8   | 3          | 5  | 1  |
| 25 YEATTS, Chloe   | 0             | 0  | ---  | 6                        | 23 | .261 | 3                           | 4  | .750  | 5           | 24 | .208 | 18                  | 41 | .439  | 3        | 5   | 12  | 3          | 3  | 4  |
| Totals             | 3             | 25 | .120 | 42                       | 19 | .215 | 21                          | 39 | .538  | 42          | 20 | .206 | 163                 | 36 | .448  | 28       | 66  | 158 | 19         | 30 | 28 |
| Opponents          | 7             | 26 | .269 | 82                       | 24 | .333 | 35                          | 58 | .603  | 60          | 21 | .282 | 207                 | 40 | .510  | 56       | 47  | 161 | 17         | 33 | 24 |

Success Advancing Runners = percentage of times the batter advanced at least one runner during a plate appearance

#Rnrs Adv w/Out = TOTAL number of runners advanced when the player made an out

| Player           | vs left |    |      | vs right |    |      | w/runners |    |      | w/bases empty |    |      | vs leadoff |    |      | with 2 outs |    |      | fly gnd fly/ |     |       |
|------------------|---------|----|------|----------|----|------|-----------|----|------|---------------|----|------|------------|----|------|-------------|----|------|--------------|-----|-------|
|                  | h       | ab | avg  | h        | ab | avg  | h         | ab | avg  | h             | ab | avg  | rch        | op | pct  | h           | ab | avg  | out          | out | qn gd |
| 28 BROUSE, Emily | 8       | 21 | .381 | 5        | 27 | .185 | 9         | 27 | .333 | 4             | 21 | .190 | 1          | 10 | .100 | 9           | 22 | .409 | 16           | 9   | 1. 0  |
| 23 GUEST, McKenn | 40      | 10 | .392 | 43       | 18 | .234 | 43        | 15 | .283 | 40            | 13 | .299 | 33         | 75 | .440 | 20          | 85 | .235 | 83           | 73  | 1. 2  |
| 5 JONES, Kenzie  | 4       | 8  | .500 | 5        | 15 | .333 | 6         | 16 | .375 | 3             | 7  | .429 | 3          | 5  | .600 | 0           | 4  | .000 | 7            | 4   | 1. 0  |
| 17 LINTON, Amber | 11      | 25 | .440 | 19       | 62 | .306 | 14        | 48 | .292 | 16            | 39 | .410 | 11         | 21 | .524 | 9           | 29 | .310 | 14           | 24  | 0. 0  |
| 14 SNOW, Taylor  | 21      | 64 | .328 | 35       | 11 | .304 | 32        | 93 | .344 | 24            | 86 | .279 | 11         | 40 | .275 | 18          | 57 | .316 | 57           | 53  | 1. 1  |
| 16 UMALI, Brooke | 2       | 15 | .133 | 12       | 38 | .316 | 6         | 27 | .222 | 8             | 26 | .308 | 6          | 13 | .462 | 4           | 16 | .250 | 27           | 5   | 5. 1  |
| Totals           | 86      | 23 | .366 | 119      | 44 | .270 | 110       | 36 | .303 | 95            | 31 | .304 | 65         | 16 | .396 | 60          | 21 | .282 | 204          | 168 | 1. 4  |
| Opponents        | 58      | 20 | .282 | 102      | 44 | .230 | 69        | 31 | .218 | 91            | 33 | .274 | 65         | 17 | .376 | 42          | 20 | .206 | 173          | 215 | 0. 6  |

| Player           | ap | gs | ip/app | *h/g  | *r/g  | *er/g | *bb/g | *so/g | k/bb | *2b/g | *3b/g | *hr/g | *fo/g | *go/g | *bf/g | sba | att | pct   |
|------------------|----|----|--------|-------|-------|-------|-------|-------|------|-------|-------|-------|-------|-------|-------|-----|-----|-------|
| 28 BROUSE, Emily | 6  | 2  | 1.89   | 8.03  | 8.03  | 6.18  | 6.79  | 5.56  | 0.8  | 3.09  | 0.62  | 0.00  | 9.88  | 5.56  | 37.68 | 6   | 6   | 1.000 |
| 23 GUEST, McKenn | 18 | 13 | 4.00   | 8.07  | 5.35  | 4.67  | 2.82  | 4.57  | 1.6  | 1.17  | 0.10  | 0.78  | 8.07  | 7.10  | 32.67 | 14  | 21  | .667  |
| 5 JONES, Kenzie  | 4  | 1  | 0.92   | 17.18 | 19.09 | 15.27 | 7.64  | 0.00  | 0.0  | 3.82  | 0.00  | 0.00  | 13.36 | 7.64  | 51.55 | 5   | 5   | 1.000 |
| 17 LINTON, Amber | 7  | 2  | 2.81   | 10.68 | 7.83  | 6.41  | 7.12  | 6.41  | 0.9  | 2.49  | 0.00  | 0.71  | 4.98  | 8.54  | 39.15 | 13  | 14  | .929  |
| 14 SNOW, Taylor  | 14 | 7  | 2.98   | 9.41  | 6.89  | 5.21  | 2.69  | 1.85  | 0.7  | 2.35  | 0.34  | 1.01  | 9.58  | 8.90  | 34.27 | 16  | 16  | 1.000 |
| 16 UMALI, Brooke | 7  | 1  | 1.95   | 7.17  | 4.10  | 4.10  | 2.05  | 3.59  | 1.8  | 1.02  | 1.02  | 2.05  | 13.83 | 2.56  | 29.20 | 0   | 0   | ---   |
| Totals           | 26 | 26 | 6.23   | 8.86  | 6.44  | 5.06  | 3.63  | 3.98  | 1.1  | 1.81  | 0.26  | 0.86  | 8.81  | 7.26  | 34.35 | 54  | 62  | .871  |
| Opponents        | 26 | 26 | 6.60   | 6.52  | 3.30  | 2.69  | 2.49  | 4.28  | 1.7  | 0.98  | 0.16  | 0.24  | 7.05  | 8.77  | 30.70 | 26  | 29  | .897  |

\* = average based on 7-inning game

# LEADERS

| Batting avg |                      |      |
|-------------|----------------------|------|
| 1.          | 38 CHAVEZ, Keyannah  | .386 |
| 2.          | 3 HATHOOT, Rachael   | .354 |
| 3.          | 7 ARCHULETA, Ashley  | .274 |
| 4.          | 20 BRAMSON, Emma     | .260 |
| 5.          | 8 BRUNNER, Katherine | .250 |

| Runs scored |                      |    |
|-------------|----------------------|----|
| 1.          | 3 HATHOOT, Rachael   | 16 |
| 2.          | 38 CHAVEZ, Keyannah  | 12 |
| 3.          | 20 BRAMSON, Emma     | 10 |
| 4.          | 7 ARCHULETA, Ashley  | 9  |
| 5.          | 33 CARITHERS, Sydney | 8  |

| Doubles |                     |   |
|---------|---------------------|---|
| 1.      | 7 ARCHULETA, Ashley | 5 |
|         | 25 YEATTS, Chloe    | 5 |
| 3.      | 4 tied at.....      | 3 |

| Total bases |                     |    |
|-------------|---------------------|----|
| 1.          | 38 CHAVEZ, Keyannah | 40 |
| 2.          | 3 HATHOOT, Rachael  | 31 |
| 3.          | 25 YEATTS, Chloe    | 30 |
| 4.          | 7 ARCHULETA, Ashley | 24 |
| 5.          | 20 BRAMSON, Emma    | 22 |

| Sac bunts |                        |   |
|-----------|------------------------|---|
| 1.        | 38 CHAVEZ, Keyannah    | 5 |
| 2.        | 0 VASQUEZ-DICKSON, DeN | 4 |
|           | 3 HATHOOT, Rachael     | 4 |
| 4.        | 20 BRAMSON, Emma       | 3 |
| 5.        | 33 CARITHERS, Sydney   | 2 |

| Caught stealing |                      |   |
|-----------------|----------------------|---|
| 1.              | 33 CARITHERS, Sydney | 1 |
|                 | 38 CHAVEZ, Keyannah  | 1 |
|                 | 7 ARCHULETA, Ashley  | 1 |

| Strikeouts |                      |    |
|------------|----------------------|----|
| 1.         | 7 ARCHULETA, Ashley  | 15 |
| 2.         | 8 BRUNNER, Katherine | 14 |
|            | 25 YEATTS, Chloe     | 14 |
| 4.         | 3 tied at.....       | 8  |

| At bats |                     |    |
|---------|---------------------|----|
| 1.      | 3 HATHOOT, Rachael  | 79 |
| 2.      | 25 YEATTS, Chloe    | 75 |
| 3.      | 20 BRAMSON, Emma    | 73 |
| 4.      | 38 CHAVEZ, Keyannah | 70 |
| 5.      | 7 ARCHULETA, Ashley | 62 |

| Games as sub |                        |   |
|--------------|------------------------|---|
| 1.           | 27 LUDERER, Hayden     | 7 |
|              | 0 VASQUEZ-DICKSON, DeN | 7 |
|              | 26 SMITH, Karly        | 7 |
| 4.           | 4 ANDREWS, Macie       | 5 |
|              | 1 BRIONES, Gabrielle   | 5 |

| Fielding pct |                      |       |
|--------------|----------------------|-------|
| 1.           | 13 BAYLOR, Elizabeth | 1.000 |
|              | 27 LUDERER, Hayden   | 1.000 |
|              | 1 BRIONES, Gabrielle | 1.000 |
|              | 26 SMITH, Karly      | 1.000 |
| 5.           | 25 YEATTS, Chloe     | .990  |

| Assists |                      |    |
|---------|----------------------|----|
| 1.      | 3 HATHOOT, Rachael   | 63 |
| 2.      | 7 ARCHULETA, Ashley  | 25 |
| 3.      | 33 CARITHERS, Sydney | 23 |
| 4.      | 8 BRUNNER, Katherine | 13 |
| 5.      | 23 GUEST, McKenna    | 12 |

| Stolen bases against |                      |    |
|----------------------|----------------------|----|
| 1.                   | 33 CARITHERS, Sydney | 39 |
| 2.                   | 14 SNOW, Taylor      | 16 |
| 3.                   | 23 GUEST, McKenna    | 14 |
| 4.                   | 17 LINTON, Amber     | 13 |
| 5.                   | 25 YEATTS, Chloe     | 8  |

| Slugging pct |                      |      |
|--------------|----------------------|------|
| 1.           | 38 CHAVEZ, Keyannah  | .571 |
| 2.           | 25 YEATTS, Chloe     | .400 |
| 3.           | 3 HATHOOT, Rachael   | .392 |
| 4.           | 7 ARCHULETA, Ashley  | .387 |
| 5.           | 8 BRUNNER, Katherine | .350 |

| Hits |                     |    |
|------|---------------------|----|
| 1.   | 3 HATHOOT, Rachael  | 28 |
| 2.   | 38 CHAVEZ, Keyannah | 27 |
| 3.   | 20 BRAMSON, Emma    | 19 |
| 4.   | 7 ARCHULETA, Ashley | 17 |
| 5.   | 25 YEATTS, Chloe    | 16 |

| Triples |                     |   |
|---------|---------------------|---|
| 1.      | 38 CHAVEZ, Keyannah | 2 |
| 2.      | 20 BRAMSON, Emma    | 1 |
|         | 7 ARCHULETA, Ashley | 1 |

| Walks |                      |   |
|-------|----------------------|---|
| 1.    | 7 ARCHULETA, Ashley  | 8 |
| 2.    | 33 CARITHERS, Sydney | 7 |
|       | 38 CHAVEZ, Keyannah  | 7 |
|       | 3 HATHOOT, Rachael   | 7 |
| 5.    | 2 tied at.....       | 6 |

| Sac flies |                      |   |
|-----------|----------------------|---|
| 1.        | 20 BRAMSON, Emma     | 2 |
|           | 3 HATHOOT, Rachael   | 2 |
| 3.        | 33 CARITHERS, Sydney | 1 |

| Steal attempts |                      |   |
|----------------|----------------------|---|
| 1.             | 7 ARCHULETA, Ashley  | 7 |
| 2.             | 20 BRAMSON, Emma     | 4 |
|                | 33 CARITHERS, Sydney | 4 |
|                | 38 CHAVEZ, Keyannah  | 4 |
| 5.             | 3 HATHOOT, Rachael   | 3 |

| Grounded into DP |                      |   |
|------------------|----------------------|---|
| 1.               | 25 YEATTS, Chloe     | 3 |
| 2.               | 13 BAYLOR, Elizabeth | 2 |
| 3.               | 1 BRIONES, Gabrielle | 1 |

| Games played |                     |    |
|--------------|---------------------|----|
| 1.           | 20 BRAMSON, Emma    | 26 |
|              | 3 HATHOOT, Rachael  | 26 |
|              | 25 YEATTS, Chloe    | 26 |
|              | 38 CHAVEZ, Keyannah | 26 |
| 5.           | 3 tied at.....      | 25 |

| Chances |                      |     |
|---------|----------------------|-----|
| 1.      | 3 HATHOOT, Rachael   | 103 |
| 2.      | 25 YEATTS, Chloe     | 102 |
| 3.      | 33 CARITHERS, Sydney | 95  |
| 4.      | 20 BRAMSON, Emma     | 86  |
| 5.      | 7 ARCHULETA, Ashley  | 63  |

| Errors |                      |   |
|--------|----------------------|---|
| 1.     | 33 CARITHERS, Sydney | 5 |
| 2.     | 20 BRAMSON, Emma     | 4 |
|        | 7 ARCHULETA, Ashley  | 4 |
|        | 3 HATHOOT, Rachael   | 4 |
| 5.     | 8 BRUNNER, Katherine | 3 |

| Caught stealing by |                      |   |
|--------------------|----------------------|---|
| 1.                 | 23 GUEST, McKenna    | 7 |
| 2.                 | 33 CARITHERS, Sydney | 4 |
|                    | 25 YEATTS, Chloe     | 4 |
| 4.                 | 17 LINTON, Amber     | 1 |

| On base pct |                      |      |
|-------------|----------------------|------|
| 1.          | 38 CHAVEZ, Keyannah  | .456 |
| 2.          | 3 HATHOOT, Rachael   | .404 |
| 3.          | 7 ARCHULETA, Ashley  | .375 |
| 4.          | 8 BRUNNER, Katherine | .328 |
| 5.          | 20 BRAMSON, Emma     | .300 |

| Runs batted in |                        |    |
|----------------|------------------------|----|
| 1.             | 25 YEATTS, Chloe       | 15 |
| 2.             | 8 BRUNNER, Katherine   | 10 |
| 3.             | 7 ARCHULETA, Ashley    | 8  |
|                | 38 CHAVEZ, Keyannah    | 8  |
| 5.             | 0 VASQUEZ-DICKSON, DeN | 7  |

| Home runs |                      |   |
|-----------|----------------------|---|
| 1.        | 25 YEATTS, Chloe     | 3 |
| 2.        | 38 CHAVEZ, Keyannah  | 2 |
| 3.        | 8 BRUNNER, Katherine | 1 |

| Hit by pitch |                      |   |
|--------------|----------------------|---|
| 1.           | 25 YEATTS, Chloe     | 4 |
| 2.           | 38 CHAVEZ, Keyannah  | 2 |
|              | 7 ARCHULETA, Ashley  | 2 |
|              | 33 CARITHERS, Sydney | 2 |
|              | 20 BRAMSON, Emma     | 2 |

| Stolen bases |                      |   |
|--------------|----------------------|---|
| 1.           | 7 ARCHULETA, Ashley  | 6 |
| 2.           | 20 BRAMSON, Emma     | 4 |
| 3.           | 3 HATHOOT, Rachael   | 3 |
|              | 33 CARITHERS, Sydney | 3 |
|              | 38 CHAVEZ, Keyannah  | 3 |

| Stolen base pct |                        |       |
|-----------------|------------------------|-------|
| 1.              | 3 HATHOOT, Rachael     | 1.000 |
|                 | 20 BRAMSON, Emma       | 1.000 |
|                 | 8 BRUNNER, Katherine   | 1.000 |
|                 | 13 BAYLOR, Elizabeth   | 1.000 |
|                 | 0 VASQUEZ-DICKSON, DeN | 1.000 |

| Total plate appearances |                     |    |
|-------------------------|---------------------|----|
| 1.                      | 3 HATHOOT, Rachael  | 93 |
| 2.                      | 38 CHAVEZ, Keyannah | 85 |
| 3.                      | 25 YEATTS, Chloe    | 83 |
|                         | 20 BRAMSON, Emma    | 83 |
| 5.                      | 7 ARCHULETA, Ashley | 72 |

| Game starts |                      |    |
|-------------|----------------------|----|
| 1.          | 3 HATHOOT, Rachael   | 26 |
|             | 20 BRAMSON, Emma     | 26 |
| 3.          | 38 CHAVEZ, Keyannah  | 25 |
| 4.          | 25 YEATTS, Chloe     | 24 |
| 5.          | 33 CARITHERS, Sydney | 23 |

| Putouts |                        |    |
|---------|------------------------|----|
| 1.      | 25 YEATTS, Chloe       | 94 |
| 2.      | 20 BRAMSON, Emma       | 78 |
| 3.      | 33 CARITHERS, Sydney   | 67 |
| 4.      | 38 CHAVEZ, Keyannah    | 44 |
| 5.      | 0 VASQUEZ-DICKSON, DeN | 38 |

| Fielding double plays |                      |   |
|-----------------------|----------------------|---|
| 1.                    | 33 CARITHERS, Sydney | 4 |
|                       | 20 BRAMSON, Emma     | 4 |
| 3.                    | 3 HATHOOT, Rachael   | 3 |
| 4.                    | 4 tied at.....       | 2 |

| Steal attempts against |                      |    |
|------------------------|----------------------|----|
| 1.                     | 33 CARITHERS, Sydney | 43 |
| 2.                     | 23 GUEST, McKenna    | 21 |
| 3.                     | 14 SNOW, Taylor      | 16 |
| 4.                     | 17 LINTON, Amber     | 14 |
| 5.                     | 25 YEATTS, Chloe     | 12 |

| Earned run avg |                   |      |
|----------------|-------------------|------|
| 1.             | 16 UMALI, Brooke  | 4.10 |
| 2.             | 23 GUEST, McKenna | 4.67 |
| 3.             | 14 SNOW, Taylor   | 5.21 |
| 4.             | 28 BROUSE, Emily  | 6.18 |
| 5.             | 17 LINTON, Amber  | 6.41 |

| Wins |                   |   |
|------|-------------------|---|
| 1.   | 23 GUEST, McKenna | 5 |
| 2.   | 14 SNOW, Taylor   | 2 |

| Innings pitched |                   |      |
|-----------------|-------------------|------|
| 1.              | 23 GUEST, McKenna | 72.0 |
| 2.              | 14 SNOW, Taylor   | 41.2 |
| 3.              | 17 LINTON, Amber  | 19.2 |
| 4.              | 16 UMALI, Brooke  | 13.2 |
| 5.              | 28 BROUSE, Emily  | 11.1 |

| Games started |                   |    |
|---------------|-------------------|----|
| 1.            | 23 GUEST, McKenna | 13 |
| 2.            | 14 SNOW, Taylor   | 7  |
| 3.            | 17 LINTON, Amber  | 2  |
|               | 28 BROUSE, Emily  | 2  |
| 5.            | 2 tied at.....    | 1  |

| Wild pitches |                   |   |
|--------------|-------------------|---|
| 1.           | 23 GUEST, McKenna | 4 |
| 2.           | 17 LINTON, Amber  | 2 |
|              | 14 SNOW, Taylor   | 2 |
| 4.           | 28 BROUSE, Emily  | 1 |

| Intentional BB allowed |  |  |
|------------------------|--|--|
|------------------------|--|--|

| Sac bunts allowed |                   |   |
|-------------------|-------------------|---|
| 1.                | 23 GUEST, McKenna | 6 |
| 2.                | 14 SNOW, Taylor   | 4 |
| 3.                | 17 LINTON, Amber  | 1 |

| Runs allowed |                  |    |
|--------------|------------------|----|
| 1.           | 16 UMALI, Brooke | 8  |
| 2.           | 5 JONES, Kenzie  | 10 |
| 3.           | 28 BROUSE, Emily | 13 |
| 4.           | 17 LINTON, Amber | 22 |
| 5.           | 14 SNOW, Taylor  | 41 |

| Doubles allowed |                   |    |
|-----------------|-------------------|----|
| 1.              | 5 JONES, Kenzie   | 2  |
|                 | 16 UMALI, Brooke  | 2  |
| 3.              | 28 BROUSE, Emily  | 5  |
| 4.              | 17 LINTON, Amber  | 7  |
| 5.              | 23 GUEST, McKenna | 12 |

| Opposing bat avg |                   |      |
|------------------|-------------------|------|
| 1.               | 16 UMALI, Brooke  | .264 |
| 2.               | 28 BROUSE, Emily  | .271 |
| 3.               | 23 GUEST, McKenna | .290 |
| 4.               | 14 SNOW, Taylor   | .313 |
| 5.               | 17 LINTON, Amber  | .345 |

| Losses |                   |    |
|--------|-------------------|----|
| 1.     | 23 GUEST, McKenna | 10 |
| 2.     | 14 SNOW, Taylor   | 8  |
| 3.     | 17 LINTON, Amber  | 1  |

| Batters struck out |                   |    |
|--------------------|-------------------|----|
| 1.                 | 23 GUEST, McKenna | 47 |
| 2.                 | 17 LINTON, Amber  | 18 |
| 3.                 | 14 SNOW, Taylor   | 11 |
| 4.                 | 28 BROUSE, Emily  | 9  |
| 5.                 | 16 UMALI, Brooke  | 7  |

| Games finished |                   |   |
|----------------|-------------------|---|
| 1.             | 23 GUEST, McKenna | 4 |
| 2.             | 14 SNOW, Taylor   | 4 |
| 3.             | 16 UMALI, Brooke  | 3 |
|                | 17 LINTON, Amber  | 3 |
| 5.             | 28 BROUSE, Emily  | 2 |

| Balks |  |  |
|-------|--|--|
|-------|--|--|

| Runners picked off |                      |   |
|--------------------|----------------------|---|
| 1.                 | 33 CARITHERS, Sydney | 1 |

| Sac flies allowed |                   |   |
|-------------------|-------------------|---|
| 1.                | 14 SNOW, Taylor   | 3 |
| 2.                | 23 GUEST, McKenna | 2 |
| 3.                | 28 BROUSE, Emily  | 1 |

| Earned runs allowed |                  |    |
|---------------------|------------------|----|
| 1.                  | 5 JONES, Kenzie  | 8  |
|                     | 16 UMALI, Brooke | 8  |
| 3.                  | 28 BROUSE, Emily | 10 |
| 4.                  | 17 LINTON, Amber | 18 |
| 5.                  | 14 SNOW, Taylor  | 31 |

| Triples allowed |                   |   |
|-----------------|-------------------|---|
| 1.              | 5 JONES, Kenzie   | 0 |
|                 | 17 LINTON, Amber  | 0 |
| 3.              | 28 BROUSE, Emily  | 1 |
|                 | 23 GUEST, McKenna | 1 |
| 5.              | 16 UMALI, Brooke  | 2 |

| Won-loss pct |                   |      |
|--------------|-------------------|------|
| 1.           | 23 GUEST, McKenna | .333 |
| 2.           | 14 SNOW, Taylor   | .200 |
| 3.           | 17 LINTON, Amber  | .000 |
| 4.           | 16 UMALI, Brooke  | .000 |
|              | 28 BROUSE, Emily  | .000 |

| Saves |                   |   |
|-------|-------------------|---|
| 1.    | 23 GUEST, McKenna | 1 |

| Appearances |                   |    |
|-------------|-------------------|----|
| 1.          | 23 GUEST, McKenna | 18 |
| 2.          | 14 SNOW, Taylor   | 14 |
| 3.          | 16 UMALI, Brooke  | 7  |
|             | 17 LINTON, Amber  | 7  |
| 5.          | 28 BROUSE, Emily  | 6  |

| Games in relief |                   |   |
|-----------------|-------------------|---|
| 1.              | 14 SNOW, Taylor   | 7 |
| 2.              | 16 UMALI, Brooke  | 6 |
| 3.              | 17 LINTON, Amber  | 5 |
|                 | 23 GUEST, McKenna | 5 |
| 5.              | 28 BROUSE, Emily  | 4 |

| Hit batters |                   |    |
|-------------|-------------------|----|
| 1.          | 23 GUEST, McKenna | 12 |
| 2.          | 14 SNOW, Taylor   | 2  |
|             | 17 LINTON, Amber  | 2  |
| 4.          | 28 BROUSE, Emily  | 1  |

| Batters SO out looking |                   |    |
|------------------------|-------------------|----|
| 1.                     | 23 GUEST, McKenna | 14 |
| 2.                     | 17 LINTON, Amber  | 7  |
| 3.                     | 14 SNOW, Taylor   | 2  |
| 4.                     | 16 UMALI, Brooke  | 1  |

| Hits allowed |                  |    |
|--------------|------------------|----|
| 1.           | 5 JONES, Kenzie  | 9  |
| 2.           | 28 BROUSE, Emily | 13 |
| 3.           | 16 UMALI, Brooke | 14 |
| 4.           | 17 LINTON, Amber | 30 |
| 5.           | 14 SNOW, Taylor  | 56 |

| Walks allowed |                  |    |
|---------------|------------------|----|
| 1.            | 5 JONES, Kenzie  | 4  |
|               | 16 UMALI, Brooke | 4  |
| 3.            | 28 BROUSE, Emily | 11 |
| 4.            | 14 SNOW, Taylor  | 16 |
| 5.            | 17 LINTON, Amber | 20 |

| Home runs allowed |                  |   |
|-------------------|------------------|---|
| 1.                | 5 JONES, Kenzie  | 0 |
|                   | 28 BROUSE, Emily | 0 |
| 3.                | 17 LINTON, Amber | 2 |
| 4.                | 16 UMALI, Brooke | 4 |
| 5.                | 14 SNOW, Taylor  | 6 |

## MISC. STATS

| Multiple Hit Games     | 2  | 3 | 4 | 5+ | Total |
|------------------------|----|---|---|----|-------|
| 3 HATHOOT, Rachael     | 9  | - | - | -  | 9     |
| 38 CHAVEZ, Keyannah    | 5  | 3 | - | -  | 8     |
| 7 ARCHULETA, Ashley    | 2  | 1 | - | -  | 3     |
| 20 BRAMSON, Emma       | 3  | - | - | -  | 3     |
| 0 VASQUEZ-DICKSON, DeN | 2  | - | - | -  | 2     |
| 8 BRUNNER, Katherine   | 1  | 1 | - | -  | 2     |
| 13 BAYLOR, Elizabeth   | -  | 1 | - | -  | 1     |
| 26 SMITH, Karly        | 1  | - | - | -  | 1     |
| 25 YEATTS, Chloe       | 1  | - | - | -  | 1     |
| TEAM                   | 24 | 6 | 0 | 0  | 30    |

| Multiple RBI Games     | 2  | 3 | 4 | 5+ | Total |
|------------------------|----|---|---|----|-------|
| 0 VASQUEZ-DICKSON, DeN | 3  | - | - | -  | 3     |
| 8 BRUNNER, Katherine   | 2  | 1 | - | -  | 3     |
| 25 YEATTS, Chloe       | 2  | 1 | - | -  | 3     |
| 38 CHAVEZ, Keyannah    | 2  | - | - | -  | 2     |
| 33 CARITHERS, Sydney   | 2  | - | - | -  | 2     |
| 20 BRAMSON, Emma       | 2  | - | - | -  | 2     |
| 7 ARCHULETA, Ashley    | 1  | - | - | -  | 1     |
| 13 BAYLOR, Elizabeth   | 1  | - | - | -  | 1     |
| 3 HATHOOT, Rachael     | 1  | - | - | -  | 1     |
| TEAM                   | 16 | 2 | 0 | 0  | 18    |

| Hitting Streaks        | Longest | Current |
|------------------------|---------|---------|
| 38 CHAVEZ, Keyannah    | 7       | 1       |
| 20 BRAMSON, Emma       | 6       | 2       |
| 25 YEATTS, Chloe       | 5       | -       |
| 3 HATHOOT, Rachael     | 5       | 5       |
| 8 BRUNNER, Katherine   | 4       | 4       |
| 7 ARCHULETA, Ashley    | 4       | 4       |
| 0 VASQUEZ-DICKSON, DeN | 3       | -       |
| 27 LUDERER, Hayden     | 2       | -       |
| 13 BAYLOR, Elizabeth   | 2       | -       |
| 4 ANDREWS, Macie       | 1       | -       |
| 18 RANA, Grace         | 1       | -       |
| 26 SMITH, Karly        | 1       | -       |
| 1 BRIONES, Gabrielle   | 1       | -       |
| 33 CARITHERS, Sydney   | 1       | -       |
| 9 HANAWAHINE, Jewels   | 1       | -       |

| Reached Base Streaks   | Longest | Current |
|------------------------|---------|---------|
| 38 CHAVEZ, Keyannah    | 8       | 2       |
| 25 YEATTS, Chloe       | 7       | -       |
| 20 BRAMSON, Emma       | 7       | 2       |
| 0 VASQUEZ-DICKSON, DeN | 5       | -       |
| 33 CARITHERS, Sydney   | 5       | 1       |
| 8 BRUNNER, Katherine   | 5       | 4       |
| 3 HATHOOT, Rachael     | 5       | 5       |
| 26 SMITH, Karly        | 4       | -       |
| 7 ARCHULETA, Ashley    | 4       | 4       |
| 27 LUDERER, Hayden     | 4       | -       |
| 13 BAYLOR, Elizabeth   | 4       | -       |
| 44 GARCIA, Lauren      | 2       | -       |
| 18 RANA, Grace         | 2       | -       |
| 9 HANAWAHINE, Jewels   | 1       | -       |
| 1 BRIONES, Gabrielle   | 1       | -       |
| 4 ANDREWS, Macie       | 1       | -       |

## CONFERENCE STANDINGS

| Team                    | MOUNTAIN WEST |   |      |     |     |     | ALL GAMES |    |   |      |     |      |      |        |         |
|-------------------------|---------------|---|------|-----|-----|-----|-----------|----|---|------|-----|------|------|--------|---------|
|                         | W             | L | Pct. | H   | A   | N   | W         | L  | T | Pct. | H   | A    | N    | Streak | Last 10 |
| Nevada                  | 0             | 0 | .000 | 0-0 | 0-0 | 0-0 | 15        | 5  | 0 | .750 | 0-0 | 5-0  | 10-5 | W1     | 7-3     |
| Fresno State            | 0             | 0 | .000 | 0-0 | 0-0 | 0-0 | 14        | 5  | 0 | .737 | 7-4 | 0-0  | 7-1  | L1     | 9-1     |
| Colorado State          | 0             | 0 | .000 | 0-0 | 0-0 | 0-0 | 12        | 8  | 0 | .600 | 5-0 | 1-4  | 6-4  | W5     | 5-5     |
| UNLV                    | 0             | 0 | .000 | 0-0 | 0-0 | 0-0 | 11        | 8  | 0 | .579 | 4-6 | 3-1  | 4-1  | W2     | 6-4     |
| Boise State             | 0             | 0 | .000 | 0-0 | 0-0 | 0-0 | 11        | 10 | 0 | .524 | 0-0 | 3-7  | 8-3  | L5     | 3-7     |
| Utah State              | 0             | 0 | .000 | 0-0 | 0-0 | 0-0 | 10        | 9  | 0 | .526 | 0-0 | 3-4  | 7-5  | W2     | 5-5     |
| San Diego State (RV/RV) | 0             | 0 | .000 | 0-0 | 0-0 | 0-0 | 9         | 11 | 0 | .450 | 4-6 | 1-2  | 4-3  | L1     | 4-6     |
| San José State          | 0             | 0 | .000 | 0-0 | 0-0 | 0-0 | 6         | 8  | 0 | .429 | 4-0 | 0-2  | 2-6  | L2     | 6-4     |
| New Mexico              | 0             | 0 | .000 | 0-0 | 0-0 | 0-0 | 6         | 18 | 0 | .250 | 0-1 | 0-10 | 6-7  | L3     | 2-8     |



THE 2024 LOBOS



0 DeNae Vasquez-Dickson

FR • OF • 5-1 • L/L  
Grapevine, Texas (Colleyville Heritage HS)

SEASON BESTS

|              |   |                                 |
|--------------|---|---------------------------------|
| Hits         | 2 | 2x, last: Pacific, 3-1-24       |
| Doubles      | 1 | Pacific, 3-1-24                 |
| triples      |   |                                 |
| Home Runs    |   |                                 |
| RBI          | 2 | 3x, last: Pacific, 3-1-24       |
| Runs         | 1 | 6x, last: Cleveland St., 3-7-24 |
| Walks        | 1 | 4x, last: Montana, 3-1-24       |
| Stolen Bases | 1 | 2x, last: ACU, 2-16-24          |

CAREER BESTS

|              |      |
|--------------|------|
| Hits         | Same |
| Doubles      | Same |
| triples      |      |
| Home Runs    |      |
| RBI          | Same |
| Runs         | Same |
| Walks        | Same |
| Stolen Bases | Same |

STREAKS

|         | Current | Career Best |
|---------|---------|-------------|
| Hitting |         | 3           |
| On-Base |         | 5           |

MULTI-HIT GAMES

|      | 2 | 3 | 4 | 5+ | TOTAL |
|------|---|---|---|----|-------|
| 2024 | 2 |   |   |    | 2     |

MULTI-RBI GAMES

|      | 2 | 3 | 4 | 5+ | TOTAL |
|------|---|---|---|----|-------|
| 2024 | 3 |   |   |    | 3     |

2024 GAME-BY-GAME

| DATE | OPPONENT          | POS   | AB | R  | H | TB | 2B    | 3B | HR | RBI | BB | HBP | SO | SB-ATT | E     |
|------|-------------------|-------|----|----|---|----|-------|----|----|-----|----|-----|----|--------|-------|
| 2/9  | Tennessee State   | pr    | 0  | 0  | 0 | 0  | 0     | 0  | 0  | 0   | 0  | 0   | 0  | 0-0    | 0     |
| 2/9  | McNeese           | ph/of | 1  | 0  | 0 | 0  | 0     | 0  | 0  | 0   | 0  | 0   | 0  | 0-0    | 0     |
| 2/10 | Chattanooga       | ph/of | 1  | 0  | 0 | 0  | 0     | 0  | 0  | 0   | 0  | 0   | 0  | 0-0    | 0     |
| 2/10 | Cal               | ph    | 1  | 0  | 0 | 0  | 0     | 0  | 0  | 0   | 0  | 0   | 0  | 0-0    | 0     |
| 2/11 | Louisiana         | of    | 0  | 0  | 0 | 0  | 0     | 0  | 0  | 0   | 0  | 0   | 0  | 0-0    | 0     |
| 2/14 | UTEP              | *of   | 3  | 0  | 0 | 0  | 0     | 0  | 0  | 0   | 0  | 0   | 0  | 0-0    | 0     |
| 2/14 | UTEP              | ph/of | 1  | 1  | 1 | 1  | 0     | 0  | 0  | 0   | 0  | 0   | 0  | 0-0    | 0     |
| 2/16 | Marist            | *of   | 4  | 1  | 1 | 1  | 0     | 0  | 2  | 0   | 0  | 0   | 0  | 1-1    | 0     |
| 2/16 | Abilene Christian | *of   | 4  | 1  | 1 | 1  | 0     | 0  | 0  | 1   | 0  | 0   | 1  | 1-1    | 0     |
| 2/17 | Houston Christian | *of   | 2  | 0  | 0 | 0  | 0     | 0  | 0  | 0   | 1  | 0   | 0  | 0-0    | 0     |
| 2/18 | Marist            | *of   | 4  | 1  | 2 | 2  | 0     | 0  | 0  | 2   | 0  | 0   | 1  | 0-0    | 1     |
| 2/18 | Abilene Christian | *of   | 2  | 0  | 0 | 0  | 0     | 0  | 0  | 0   | 0  | 0   | 0  | 0-0    | 0     |
| 2/23 | Stephen F. Austin |       |    |    |   |    | -DNP- |    |    |     |    |     |    |        |       |
| 2/23 | North Texas       | ph/of | 0  | 0  | 0 | 0  | 0     | 0  | 0  | 0   | 0  | 0   | 0  | 0-0    | 0     |
| 2/24 | Stephen F. Austin | *of   | 2  | 0  | 0 | 0  | 0     | 0  | 0  | 0   | 0  | 0   | 0  | 0-0    | 0     |
| 2/24 | North Texas       | *of   | 2  | 0  | 0 | 0  | 0     | 0  | 0  | 0   | 1  | 0   | 1  | 0-0    | 0     |
| 2/25 | Minnesota         | *of   | 3  | 0  | 1 | 1  | 0     | 0  | 0  | 0   | 0  | 0   | 0  | 0-0    | 0     |
| 2/28 | Texas Tech        | *of   | 2  | 1  | 1 | 1  | 0     | 0  | 0  | 0   | 1  | 0   | 0  | 0-0    | 0     |
| 3/1  | Pacific           | *of   | 4  | 0  | 2 | 3  | 1     | 0  | 0  | 2   | 0  | 0   | 0  | 0-0    | 0     |
| 3/1  | Montana           | *of   | 2  | 0  | 0 | 0  | 0     | 0  | 0  | 0   | 1  | 0   | 1  | 0-0    | 0     |
| 3/2  | Toledo            | *of   | 3  | 0  | 0 | 0  | 0     | 0  | 0  | 0   | 0  | 0   | 0  | 0-0    | 0     |
| 3/2  | Grand Canyon      | *of   | 2  | 0  | 1 | 1  | 0     | 0  | 0  | 0   | 0  | 0   | 0  | 0-0    | 0     |
| 3/7  | Cleveland State   | *of   | 2  | 1  | 1 | 1  | 0     | 0  | 0  | 0   | 0  | 0   | 0  | 0-0    | 0     |
| 3/7  | Hawai'i           | *of   | 3  | 0  | 0 | 0  | 0     | 0  | 0  | 0   | 0  | 0   | 0  | 0-0    | 0     |
| 3/8  | UConn             | *of   | 3  | 0  | 0 | 0  | 0     | 0  | 0  | 0   | 0  | 0   | 1  | 0-0    | 0     |
| 3/8  | Hawai'i           | *of   | 2  | 0  | 0 | 0  | 0     | 0  | 0  | 0   | 0  | 0   | 0  | 0-0    | 0     |
| 3/12 | Texas Tech        |       |    |    |   |    |       |    |    |     |    |     |    |        |       |
| 3/12 | Texas Tech        |       |    |    |   |    |       |    |    |     |    |     |    |        |       |
| 3/15 | San José State    |       |    |    |   |    |       |    |    |     |    |     |    |        |       |
| 3/16 | San José State    |       |    |    |   |    |       |    |    |     |    |     |    |        |       |
| 3/17 | San José State    |       |    |    |   |    |       |    |    |     |    |     |    |        |       |
| 3/22 | UNLV              |       |    |    |   |    |       |    |    |     |    |     |    |        |       |
| 3/23 | UNLV              |       |    |    |   |    |       |    |    |     |    |     |    |        |       |
| 3/24 | UNLV              |       |    |    |   |    |       |    |    |     |    |     |    |        |       |
| 3/26 | New Mexico State  |       |    |    |   |    |       |    |    |     |    |     |    |        |       |
| 3/26 | New Mexico State  |       |    |    |   |    |       |    |    |     |    |     |    |        |       |
| 3/28 | Nevada            |       |    |    |   |    |       |    |    |     |    |     |    |        |       |
| 3/29 | Nevada            |       |    |    |   |    |       |    |    |     |    |     |    |        |       |
| 3/30 | Nevada            |       |    |    |   |    |       |    |    |     |    |     |    |        |       |
| 4/3  | San Diego State   |       |    |    |   |    |       |    |    |     |    |     |    |        |       |
| 4/3  | San Diego State   |       |    |    |   |    |       |    |    |     |    |     |    |        |       |
| 4/6  | Colorado State    |       |    |    |   |    |       |    |    |     |    |     |    |        |       |
| 4/7  | Colorado State    |       |    |    |   |    |       |    |    |     |    |     |    |        |       |
| 4/16 | New Mexico State  |       |    |    |   |    |       |    |    |     |    |     |    |        |       |
| 4/19 | Utah State        |       |    |    |   |    |       |    |    |     |    |     |    |        |       |
| 4/20 | Utah State        |       |    |    |   |    |       |    |    |     |    |     |    |        |       |
| 4/21 | Utah State        |       |    |    |   |    |       |    |    |     |    |     |    |        |       |
| 4/26 | Boise State       |       |    |    |   |    |       |    |    |     |    |     |    |        |       |
| 4/27 | Boise State       |       |    |    |   |    |       |    |    |     |    |     |    |        |       |
| 4/28 | Boise State       |       |    |    |   |    |       |    |    |     |    |     |    |        |       |
| 5/2  | Fresno State      |       |    |    |   |    |       |    |    |     |    |     |    |        |       |
| 5/3  | Fresno State      |       |    |    |   |    |       |    |    |     |    |     |    |        |       |
| 5/4  | Fresno State      |       |    |    |   |    |       |    |    |     |    |     |    |        |       |
|      |                   |       | 18 | 53 | 6 | 11 | 12    | 1  | 0  | 0   | 7  | 4   | 0  | 5      | 2-2 1 |

CAREER STATS

| SEASON | GP | GS | AVG. | AB | R | H  | 2B | 3B | HR | RBI | TB | SLG% | BB | SO | HBP | OB%  | SF | SH | SB-SA | PO | A | E | FLD% |
|--------|----|----|------|----|---|----|----|----|----|-----|----|------|----|----|-----|------|----|----|-------|----|---|---|------|
| 2024   | 25 | 18 | .208 | 53 | 6 | 11 | 1  | 0  | 0  | 7   | 12 | .226 | 4  | 5  | 0   | .263 | 0  | 4  | 2-2   | 38 | 2 | 1 | .976 |
| TOTAL  | 25 | 18 | .208 | 53 | 6 | 11 | 1  | 0  | 0  | 7   | 12 | .226 | 4  | 5  | 0   | .263 | 0  | 4  | 2-2   | 38 | 2 | 1 | .976 |

HIGHLIGHTS

- Started 12 games in left, 2 in right
- Majoring in exercise science and wants to be a physical therapist
- Played for Glory Adkins Gold 18U

THE 2024 LOBOS



1 Gabrielle Briones  
FR • UTIL • 5-3 • R/R  
Mesquite, Texas (North Mesquite HS)

| SEASON BESTS |   |                        |
|--------------|---|------------------------|
| Hits         | 1 | 2x, last: SFA, 2-23-24 |
| Doubles      |   |                        |
| Triples      |   |                        |
| Home Runs    |   |                        |
| RBI          |   |                        |
| Runs         | 1 | Cal, 2-10-24           |
| Walks        |   |                        |
| Stolen Bases | 1 | Cal, 2-10-24           |

| CAREER BESTS |      |  |
|--------------|------|--|
| Hits         | Same |  |
| Doubles      |      |  |
| Triples      |      |  |
| Home Runs    |      |  |
| RBI          |      |  |
| Runs         | Same |  |
| Walks        |      |  |
| Stolen Bases | Same |  |

| STREAKS |         |             |
|---------|---------|-------------|
|         | Current | Career Best |
| Hitting |         | 1           |
| On-Base |         | 1           |

| MULTI-HIT GAMES |   |   |   |    |       |
|-----------------|---|---|---|----|-------|
|                 | 2 | 3 | 4 | 5+ | TOTAL |
| 2024            |   |   |   |    |       |

| MULTI-RBI GAMES |   |   |   |    |       |
|-----------------|---|---|---|----|-------|
|                 | 2 | 3 | 4 | 5+ | TOTAL |
| 2024            |   |   |   |    |       |

2024 GAME-BY-GAME

| DATE | OPPONENT          | POS   | AB | R  | H | TB    | 2B | 3B | HR | RBI | BB | HBP | SO | SB-ATT | E |
|------|-------------------|-------|----|----|---|-------|----|----|----|-----|----|-----|----|--------|---|
| 2/9  | Tennessee State   |       |    |    |   | -DNP- |    |    |    |     |    |     |    |        |   |
| 2/9  | McNeese           |       |    |    |   | -DNP- |    |    |    |     |    |     |    |        |   |
| 2/10 | Chattanooga       |       |    |    |   | -DNP- |    |    |    |     |    |     |    |        |   |
| 2/10 | Cal               | ph/2b | 2  | 1  | 1 | 0     | 0  | 0  | 0  | 0   | 0  | 0   | 1  | 1-1    | 0 |
| 2/11 | Louisiana         | *2b   | 2  | 0  | 0 | 0     | 0  | 0  | 0  | 0   | 0  | 0   | 0  | 0-0    | 0 |
| 2/14 | UTEP              |       |    |    |   | -DNP- |    |    |    |     |    |     |    |        |   |
| 2/14 | UTEP              |       |    |    |   | -DNP- |    |    |    |     |    |     |    |        |   |
| 2/16 | Marist            |       |    |    |   | -DNP- |    |    |    |     |    |     |    |        |   |
| 2/16 | Abilene Christian |       |    |    |   | -DNP- |    |    |    |     |    |     |    |        |   |
| 2/17 | Houston Christian |       |    |    |   | -DNP- |    |    |    |     |    |     |    |        |   |
| 2/18 | Marist            |       |    |    |   | -DNP- |    |    |    |     |    |     |    |        |   |
| 2/18 | Abilene Christian |       |    |    |   | -DNP- |    |    |    |     |    |     |    |        |   |
| 2/23 | Stephen F. Austin | 3b    | 2  | 0  | 1 | 1     | 0  | 0  | 0  | 0   | 0  | 0   | 0  | 0-0    | 0 |
| 2/23 | North Texas       | *3b   | 2  | 0  | 0 | 0     | 0  | 0  | 0  | 0   | 0  | 0   | 1  | 0-0    | 0 |
| 2/24 | Stephen F. Austin | *3b   | 1  | 0  | 0 | 0     | 0  | 0  | 0  | 0   | 0  | 0   | 0  | 0-0    | 0 |
| 2/24 | North Texas       |       |    |    |   | -DNP- |    |    |    |     |    |     |    |        |   |
| 2/25 | Minnesota         | 3b    | 0  | 0  | 0 | 0     | 0  | 0  | 0  | 0   | 0  | 0   | 0  | 0-0    | 0 |
| 2/28 | Texas Tech        | ph    | 1  | 0  | 0 | 0     | 0  | 0  | 0  | 0   | 0  | 0   | 0  | 0-0    | 0 |
| 3/1  | Pacific           |       |    |    |   | -DNP- |    |    |    |     |    |     |    |        |   |
| 3/1  | Montana           |       |    |    |   | -DNP- |    |    |    |     |    |     |    |        |   |
| 3/2  | Toledo            |       |    |    |   | -DNP- |    |    |    |     |    |     |    |        |   |
| 3/2  | Grand Canyon      |       |    |    |   | -DNP- |    |    |    |     |    |     |    |        |   |
| 3/7  | Cleveland State   |       |    |    |   | -DNP- |    |    |    |     |    |     |    |        |   |
| 3/7  | Hawai'i           | ph    | 0  | 0  | 0 | 0     | 0  | 0  | 0  | 0   | 0  | 0   | 0  | 0-0    | 0 |
| 3/8  | UConn             |       |    |    |   | -DNP- |    |    |    |     |    |     |    |        |   |
| 3/8  | Hawai'i           |       |    |    |   | -DNP- |    |    |    |     |    |     |    |        |   |
| 3/12 | Texas Tech        |       |    |    |   |       |    |    |    |     |    |     |    |        |   |
| 3/12 | Texas Tech        |       |    |    |   |       |    |    |    |     |    |     |    |        |   |
| 3/15 | San José State    |       |    |    |   |       |    |    |    |     |    |     |    |        |   |
| 3/16 | San José State    |       |    |    |   |       |    |    |    |     |    |     |    |        |   |
| 3/17 | San José State    |       |    |    |   |       |    |    |    |     |    |     |    |        |   |
| 3/22 | UNLV              |       |    |    |   |       |    |    |    |     |    |     |    |        |   |
| 3/23 | UNLV              |       |    |    |   |       |    |    |    |     |    |     |    |        |   |
| 3/24 | UNLV              |       |    |    |   |       |    |    |    |     |    |     |    |        |   |
| 3/26 | New Mexico State  |       |    |    |   |       |    |    |    |     |    |     |    |        |   |
| 3/26 | New Mexico State  |       |    |    |   |       |    |    |    |     |    |     |    |        |   |
| 3/28 | Nevada            |       |    |    |   |       |    |    |    |     |    |     |    |        |   |
| 3/29 | Nevada            |       |    |    |   |       |    |    |    |     |    |     |    |        |   |
| 3/30 | Nevada            |       |    |    |   |       |    |    |    |     |    |     |    |        |   |
| 4/3  | San Diego State   |       |    |    |   |       |    |    |    |     |    |     |    |        |   |
| 4/3  | San Diego State   |       |    |    |   |       |    |    |    |     |    |     |    |        |   |
| 4/6  | Colorado State    |       |    |    |   |       |    |    |    |     |    |     |    |        |   |
| 4/7  | Colorado State    |       |    |    |   |       |    |    |    |     |    |     |    |        |   |
| 4/16 | New Mexico State  |       |    |    |   |       |    |    |    |     |    |     |    |        |   |
| 4/19 | Utah State        |       |    |    |   |       |    |    |    |     |    |     |    |        |   |
| 4/20 | Utah State        |       |    |    |   |       |    |    |    |     |    |     |    |        |   |
| 4/21 | Utah State        |       |    |    |   |       |    |    |    |     |    |     |    |        |   |
| 4/26 | Boise State       |       |    |    |   |       |    |    |    |     |    |     |    |        |   |
| 4/27 | Boise State       |       |    |    |   |       |    |    |    |     |    |     |    |        |   |
| 4/28 | Boise State       |       |    |    |   |       |    |    |    |     |    |     |    |        |   |
| 5/2  | Fresno State      |       |    |    |   |       |    |    |    |     |    |     |    |        |   |
| 5/3  | Fresno State      |       |    |    |   |       |    |    |    |     |    |     |    |        |   |
| 5/4  | Fresno State      |       |    |    |   |       |    |    |    |     |    |     |    |        |   |
|      |                   |       | 3  | 10 | 1 | 2     | 2  | 0  | 0  | 0   | 0  | 0   | 2  | 1-1    | 0 |

CAREER STATS

| SEASON | GP | GS | AVG. | AB | R | H | 2B | 3B | HR | RBI | TB | SLG% | BB | SO | HBP | OB%  | SF | SH | SB-SA | PO | A | E | FLD%  |
|--------|----|----|------|----|---|---|----|----|----|-----|----|------|----|----|-----|------|----|----|-------|----|---|---|-------|
| 2024   | 8  | 3  | .200 | 10 | 1 | 2 | 0  | 0  | 0  | 0   | 2  | .200 | 0  | 2  | 0   | .200 | 0  | 1  | 1-1   | 5  | 5 | 0 | 1.000 |
| TOTAL  | 8  | 3  | .200 | 10 | 1 | 2 | 0  | 0  | 0  | 0   | 2  | .200 | 0  | 2  | 0   | .200 | 0  | 1  | 1-1   | 5  | 5 | 0 | 1.000 |

HIGHLIGHTS

- Majoring in criminology and wants to be either a criminal investigator or criminal/forensic psychologist
- Named the 2022 District 10-6A Defensive Player of the Year and the 2021 District 10-6A Offensive Player of the Year
- Played club ball for Texas Glory

THE 2024 LOBOS



2 Savana Martinez

RS-JR • C • 5-3 • R/R  
Albuquerque, N.M. (Rio Rancho HS)

SEASON BESTS

|           |  |
|-----------|--|
| Hits      |  |
| Doubles   |  |
| Triples   |  |
| Home Runs |  |
| RBI       |  |
| Runs      |  |
| Walks     |  |
| Runner CS |  |

CAREER BESTS

|           |   |                                  |
|-----------|---|----------------------------------|
| Hits      | 2 | Maine, 3-12-23                   |
| Doubles   | 1 | 2x, last: Wisconsin, 3-13-22     |
| Triples   |   |                                  |
| Home Runs |   |                                  |
| RBI       | 1 | 3x, last: Utah State, 3-19-23    |
| Runs      | 1 | 2x, last: Wisconsin, 3-13-22     |
| Walks     | 1 | 3x, last: Colorado State, 4-9-22 |
| Runner CS | 1 | 2x, last: Arizona St., 3-3-23    |

STREAKS

|         | Current | Career Best |
|---------|---------|-------------|
| Hitting |         | 2           |
| On-Base |         | 3           |

MULTI-HIT GAMES

|      | 2 | 3 | 4 | 5+ | TOTAL |
|------|---|---|---|----|-------|
| 2022 | 1 | - | - | -  | 1     |
| 2023 | - | - | - | -  | 0     |
| 2024 |   |   |   |    |       |

MULTI-RBI GAMES

|      | 2 | 3 | 4 | 5+ | TOTAL |
|------|---|---|---|----|-------|
| 2022 | - | - | - | -  | 0     |
| 2023 | - | - | - | -  | 0     |
| 2024 |   |   |   |    |       |

2024 GAME-BY-GAME

| DATE | OPPONENT          | POS | AB | R | H | TB | 2B | 3B | HR | RBI | BB | HBP | SO | SB-ATT | E |
|------|-------------------|-----|----|---|---|----|----|----|----|-----|----|-----|----|--------|---|
| 2/9  | Tennessee State   |     |    |   |   |    |    |    |    |     |    |     |    |        |   |
| 2/9  | McNeese           |     |    |   |   |    |    |    |    |     |    |     |    |        |   |
| 2/10 | Chattanooga       |     |    |   |   |    |    |    |    |     |    |     |    |        |   |
| 2/10 | Cal               |     |    |   |   |    |    |    |    |     |    |     |    |        |   |
| 2/11 | Louisiana         |     |    |   |   |    |    |    |    |     |    |     |    |        |   |
| 2/14 | UTEP              |     |    |   |   |    |    |    |    |     |    |     |    |        |   |
| 2/14 | UTEP              |     |    |   |   |    |    |    |    |     |    |     |    |        |   |
| 2/16 | Marist            |     |    |   |   |    |    |    |    |     |    |     |    |        |   |
| 2/16 | Abilene Christian |     |    |   |   |    |    |    |    |     |    |     |    |        |   |
| 2/17 | Houston Christian |     |    |   |   |    |    |    |    |     |    |     |    |        |   |
| 2/18 | Marist            |     |    |   |   |    |    |    |    |     |    |     |    |        |   |
| 2/18 | Abilene Christian |     |    |   |   |    |    |    |    |     |    |     |    |        |   |
| 2/23 | Stephen F. Austin |     |    |   |   |    |    |    |    |     |    |     |    |        |   |
| 2/23 | North Texas       |     |    |   |   |    |    |    |    |     |    |     |    |        |   |
| 2/24 | Stephen F. Austin |     |    |   |   |    |    |    |    |     |    |     |    |        |   |
| 2/24 | North Texas       |     |    |   |   |    |    |    |    |     |    |     |    |        |   |
| 2/25 | Minnesota         |     |    |   |   |    |    |    |    |     |    |     |    |        |   |
| 2/28 | Texas Tech        |     |    |   |   |    |    |    |    |     |    |     |    |        |   |
| 3/1  | Pacific           |     |    |   |   |    |    |    |    |     |    |     |    |        |   |
| 3/1  | Montana           |     |    |   |   |    |    |    |    |     |    |     |    |        |   |
| 3/2  | Toledo            |     |    |   |   |    |    |    |    |     |    |     |    |        |   |
| 3/2  | Grand Canyon      |     |    |   |   |    |    |    |    |     |    |     |    |        |   |
| 3/7  | Cleveland State   |     |    |   |   |    |    |    |    |     |    |     |    |        |   |
| 3/7  | Hawai'i           |     |    |   |   |    |    |    |    |     |    |     |    |        |   |
| 3/8  | UConn             |     |    |   |   |    |    |    |    |     |    |     |    |        |   |
| 3/8  | Hawai'i           |     |    |   |   |    |    |    |    |     |    |     |    |        |   |
| 3/12 | Texas Tech        |     |    |   |   |    |    |    |    |     |    |     |    |        |   |
| 3/12 | Texas Tech        |     |    |   |   |    |    |    |    |     |    |     |    |        |   |
| 3/15 | San José State    |     |    |   |   |    |    |    |    |     |    |     |    |        |   |
| 3/16 | San José State    |     |    |   |   |    |    |    |    |     |    |     |    |        |   |
| 3/17 | San José State    |     |    |   |   |    |    |    |    |     |    |     |    |        |   |
| 3/22 | UNLV              |     |    |   |   |    |    |    |    |     |    |     |    |        |   |
| 3/23 | UNLV              |     |    |   |   |    |    |    |    |     |    |     |    |        |   |
| 3/24 | UNLV              |     |    |   |   |    |    |    |    |     |    |     |    |        |   |
| 3/26 | New Mexico State  |     |    |   |   |    |    |    |    |     |    |     |    |        |   |
| 3/26 | New Mexico State  |     |    |   |   |    |    |    |    |     |    |     |    |        |   |
| 3/28 | Nevada            |     |    |   |   |    |    |    |    |     |    |     |    |        |   |
| 3/29 | Nevada            |     |    |   |   |    |    |    |    |     |    |     |    |        |   |
| 3/30 | Nevada            |     |    |   |   |    |    |    |    |     |    |     |    |        |   |
| 4/3  | San Diego State   |     |    |   |   |    |    |    |    |     |    |     |    |        |   |
| 4/3  | San Diego State   |     |    |   |   |    |    |    |    |     |    |     |    |        |   |
| 4/6  | Colorado State    |     |    |   |   |    |    |    |    |     |    |     |    |        |   |
| 4/7  | Colorado State    |     |    |   |   |    |    |    |    |     |    |     |    |        |   |
| 4/16 | New Mexico State  |     |    |   |   |    |    |    |    |     |    |     |    |        |   |
| 4/19 | Utah State        |     |    |   |   |    |    |    |    |     |    |     |    |        |   |
| 4/20 | Utah State        |     |    |   |   |    |    |    |    |     |    |     |    |        |   |
| 4/21 | Utah State        |     |    |   |   |    |    |    |    |     |    |     |    |        |   |
| 4/26 | Boise State       |     |    |   |   |    |    |    |    |     |    |     |    |        |   |
| 4/27 | Boise State       |     |    |   |   |    |    |    |    |     |    |     |    |        |   |
| 4/28 | Boise State       |     |    |   |   |    |    |    |    |     |    |     |    |        |   |
| 5/2  | Fresno State      |     |    |   |   |    |    |    |    |     |    |     |    |        |   |
| 5/3  | Fresno State      |     |    |   |   |    |    |    |    |     |    |     |    |        |   |
| 5/4  | Fresno State      |     |    |   |   |    |    |    |    |     |    |     |    |        |   |

CAREER STATS

| SEASON | GP | GS | AVG. | AB | R | H | 2B | 3B | HR | RBI | TB | SLG% | BB | SO | HBP | OB%  | SF | SH | SB-SA | PO | A | E | FLD%  |
|--------|----|----|------|----|---|---|----|----|----|-----|----|------|----|----|-----|------|----|----|-------|----|---|---|-------|
| 2022   | 12 | 7  | .200 | 20 | 2 | 4 | 2  | 0  | 0  | 2   | 6  | .300 | 3  | 7  | 0   | .304 | 0  | 0  | 0-0   | 33 | 1 | 0 | 1.000 |
| 2023   | 10 | 2  | .125 | 8  | 0 | 1 | 0  | 0  | 0  | 1   | 1  | .125 | 0  | 7  | 0   | .125 | 0  | 0  | 0-0   | 15 | 1 | 3 | .842  |
| 2024   |    |    |      |    |   |   |    |    |    |     |    |      |    |    |     |      |    |    |       |    |   |   |       |
| TOTAL  | 22 | 9  | .179 | 28 | 2 | 5 | 2  | 0  | 0  | 3   | 7  | .250 | 3  | 14 | 0   | .258 | 0  | 0  | 0-0   | 48 | 2 | 3 | .943  |

HIGHLIGHTS

- All 9 starts were at catcher
- Has thrown out a runner in each of her 2 seasons
- First collegiate hit and RBI came against Maine on March 12, 2022



## SEASON BESTS

## CAREER BESTS

## STREAKS

## MULTI-HIT GAMES

## MULTI-RBI GAMES

|      | 2 | 3 | 4 | 5+ | TOTAL |
|------|---|---|---|----|-------|
| 2020 | 4 | - | - | -  | 4     |
| 2021 | 4 | 1 | - | -  | 5     |
| 2023 | 4 | 1 | 1 | 1  | 7     |
| 2024 | 1 |   |   |    | 1     |

| DATE | OPPONENT          | POS | AB | R | H | TB | 2B | 3B | HR | RBI | BB | HBP | SO | SB-ATT | E |
|------|-------------------|-----|----|---|---|----|----|----|----|-----|----|-----|----|--------|---|
| 2/9  | Tennessee State   | *ss | 4  | 0 | 1 | 1  | 0  | 0  | 0  | 0   | 0  | 0   | 0  | 0-0    | 1 |
| 2/9  | McNeese           | *ss | 3  | 0 | 1 | 1  | 0  | 0  | 0  | 1   | 0  | 0   | 0  | 0-0    | 0 |
| 2/10 | Chattanooga       | *ss | 4  | 0 | 0 | 0  | 0  | 0  | 0  | 0   | 0  | 0   | 0  | 0-0    | 1 |
| 2/10 | Cal               | *ss | 2  | 0 | 0 | 0  | 0  | 0  | 0  | 0   | 0  | 0   | 0  | 0-0    | 0 |
| 2/11 | Louisiana         | *ss | 3  | 1 | 2 | 2  | 0  | 0  | 0  | 0   | 0  | 0   | 0  | 1-1    | 0 |
| 2/14 | UTEP              | *ss | 4  | 1 | 2 | 3  | 1  | 0  | 0  | 1   | 0  | 0   | 0  | 1-1    | 0 |
| 2/14 | UTEP              | *ss | 2  | 0 | 0 | 0  | 0  | 0  | 0  | 0   | 0  | 0   | 0  | 0-0    | 0 |
| 2/16 | Marist            | *ss | 4  | 2 | 1 | 1  | 0  | 0  | 0  | 0   | 1  | 0   | 1  | 0-0    | 0 |
| 2/16 | Abilene Christian | *ss | 3  | 0 | 1 | 1  | 0  | 0  | 0  | 0   | 0  | 0   | 0  | 0-0    | 0 |
| 2/17 | Houston Christian | *ss | 4  | 0 | 2 | 2  | 0  | 0  | 0  | 0   | 0  | 0   | 0  | 0-0    | 1 |
| 2/18 | Marist            | *ss | 3  | 1 | 1 | 1  | 0  | 0  | 0  | 0   | 1  | 0   | 0  | 0-0    | 0 |
| 2/18 | Abilene Christian | *ss | 2  | 0 | 0 | 0  | 0  | 0  | 0  | 0   | 0  | 0   | 0  | 0-0    | 0 |
| 2/23 | Stephen F. Austin | *ss | 3  | 2 | 2 | 2  | 0  | 0  | 0  | 1   | 0  | 0   | 0  | 0-0    | 0 |
| 2/23 | North Texas       | *ss | 2  | 1 | 0 | 0  | 0  | 0  | 0  | 0   | 0  | 1   | 1  | 0-0    | 0 |
| 2/24 | Stephen F. Austin | *ss | 3  | 0 | 2 | 3  | 1  | 0  | 0  | 0   | 0  | 0   | 0  | 0-0    | 0 |
| 2/24 | North Texas       | *ss | 3  | 0 | 0 | 0  | 0  | 0  | 0  | 0   | 0  | 0   | 0  | 0-0    | 0 |
| 2/25 | Minnesota         | *ss | 2  | 1 | 1 | 1  | 0  | 0  | 0  | 0   | 1  | 0   | 0  | 0-0    | 0 |
| 2/28 | Texas Tech        | *ss | 4  | 0 | 1 | 1  | 0  | 0  | 0  | 1   | 0  | 0   | 0  | 0-0    | 0 |
| 3/1  | Pacific           | *ss | 4  | 0 | 2 | 2  | 0  | 0  | 0  | 0   | 0  | 0   | 1  | 0-0    | 0 |
| 3/1  | Montana           | *ss | 4  | 1 | 2 | 2  | 0  | 0  | 0  | 0   | 0  | 0   | 0  | 0-0    | 0 |
| 3/2  | Toledo            | *ss | 3  | 1 | 0 | 0  | 0  | 0  | 0  | 0   | 0  | 0   | 1  | 1-1    | 0 |
| 3/2  | Grand Canyon      | *ss | 3  | 1 | 1 | 1  | 0  | 0  | 0  | 0   | 0  | 0   | 0  | 0-0    | 0 |
| 3/7  | Cleveland State   | *ss | 3  | 0 | 2 | 3  | 1  | 0  | 0  | 0   | 1  | 1   | 1  | 0-0    | 0 |
| 3/7  | Hawai'i           | *ss | 3  | 1 | 1 | 1  | 0  | 0  | 0  | 0   | 0  | 0   | 0  | 0-0    | 1 |
| 3/8  | UConn             | *ss | 2  | 1 | 1 | 1  | 0  | 0  | 0  | 0   | 2  | 0   | 1  | 0-0    | 0 |
| 3/8  | Hawai'i           | *ss | 3  | 2 | 2 | 2  | 0  | 0  | 0  | 2   | 1  | 0   | 0  | 0-0    | 0 |
| 3/12 | Texas Tech        |     |    |   |   |    |    |    |    |     |    |     |    |        |   |
| 3/12 | Texas Tech        |     |    |   |   |    |    |    |    |     |    |     |    |        |   |
| 3/15 | San José State    |     |    |   |   |    |    |    |    |     |    |     |    |        |   |
| 3/16 | San José State    |     |    |   |   |    |    |    |    |     |    |     |    |        |   |
| 3/17 | San José State    |     |    |   |   |    |    |    |    |     |    |     |    |        |   |
| 3/22 | UNLV              |     |    |   |   |    |    |    |    |     |    |     |    |        |   |
| 3/23 | UNLV              |     |    |   |   |    |    |    |    |     |    |     |    |        |   |
| 3/24 | UNLV              |     |    |   |   |    |    |    |    |     |    |     |    |        |   |
| 3/26 | New Mexico State  |     |    |   |   |    |    |    |    |     |    |     |    |        |   |
| 3/26 | New Mexico State  |     |    |   |   |    |    |    |    |     |    |     |    |        |   |
| 3/28 | Nevada            |     |    |   |   |    |    |    |    |     |    |     |    |        |   |
| 3/29 | Nevada            |     |    |   |   |    |    |    |    |     |    |     |    |        |   |
| 3/30 | Nevada            |     |    |   |   |    |    |    |    |     |    |     |    |        |   |
| 4/3  | San Diego State   |     |    |   |   |    |    |    |    |     |    |     |    |        |   |
| 4/3  | San Diego State   |     |    |   |   |    |    |    |    |     |    |     |    |        |   |
| 4/6  | Colorado State    |     |    |   |   |    |    |    |    |     |    |     |    |        |   |
| 4/7  | Colorado State    |     |    |   |   |    |    |    |    |     |    |     |    |        |   |

## CAREER STATS

| SEASON | GP  | GS  | AVG. | AB  | R  | H   | 2B | 3B | HR | RBI | TB  | SLG% | BB | SO | HBP | OB%  | SF | SH | SB-SA | PO  | A   | E  | FLD% |
|--------|-----|-----|------|-----|----|-----|----|----|----|-----|-----|------|----|----|-----|------|----|----|-------|-----|-----|----|------|
| 2020   | 26  | 26  | .250 | 84  | 19 | 21  | 6  | 2  | 1  | 12  | 34  | .405 | 7  | 8  | 3   | .330 | 0  | 2  | 0-1   | 38  | 47  | 6  | .934 |
| 2021   | 46  | 46  | .241 | 133 | 18 | 32  | 10 | 4  | 4  | 20  | 54  | .406 | 9  | 25 | 2   | .299 | 0  | 2  | 9-12  | 96  | 79  | 11 | .941 |
| 2023   | 50  | 50  | .396 | 149 | 38 | 59  | 9  | 7  | 3  | 31  | 91  | .611 | 12 | 15 | 4   | .452 | 1  | 4  | 5-5   | 79  | 114 | 12 | .941 |
| 2024   | 26  | 26  | .354 | 79  | 16 | 28  | 3  | 0  | 6  | 31  | 392 | .7   | 6  | 1  | 1   | .404 | 2  | 4  | 3-3   | 36  | 63  | 4  | .961 |
| TOTAL  | 148 | 148 | 315  | 445 | 91 | 140 | 28 | 9  | 8  | 69  | 210 | .467 | 35 | 54 | 10  | .365 | 3  | 12 | 17-21 | 249 | 303 | 33 | .944 |

## HIGHLIGHTS

- 2024 All-Mountain West Preseason Team
- 2023 MW All-Conference First Team
- Named Mountain West Player of the Week on May 11, 2021
- Has started every game in her 4 years
- Missed 2022 season due to injury
- Started all 50 games last season at shortstop
- Started all 46 games, playing second for 42 games and catcher for 4 in 2021
- Started all 26 games at third base as a freshman
- Graduated with degree in speech and hearing sciences and psychology, working on master's in project management

THE 2024 LOBOS



4 Macie Andrews

FR • OF • 5-3 • R/R  
Enid, Okla. (Chisholm HS)

SEASON BESTS

|              |   |                         |
|--------------|---|-------------------------|
| Hits         | 1 | Tennessee State, 2-9-24 |
| Doubles      |   |                         |
| Triples      |   |                         |
| Home Runs    |   |                         |
| RBI          |   |                         |
| Runs         | 1 | McNeese, 2-9-24         |
| Walks        |   |                         |
| Stolen Bases |   |                         |

CAREER BESTS

|              |      |
|--------------|------|
| Hits         | Same |
| Doubles      |      |
| Triples      |      |
| Home Runs    |      |
| RBI          |      |
| Runs         | Same |
| Walks        |      |
| Stolen Bases |      |

STREAKS

|            | Current | Career Best |
|------------|---------|-------------|
| Hitting    | 1       |             |
| Reach Base | 1       |             |

MULTI-HIT GAMES

|      | 2 | 3 | 4 | 5+ | TOTAL |
|------|---|---|---|----|-------|
| 2024 |   |   |   |    |       |

MULTI-RBI GAMES

|      | 2 | 3 | 4 | 5+ | TOTAL |
|------|---|---|---|----|-------|
| 2024 |   |   |   |    |       |

2024 GAME-BY-GAME

| DATE | OPPONENT          | POS | AB | R  | H | TB | 2B    | 3B | HR | RBI | BB | HBP | SO | SB-ATT | E |
|------|-------------------|-----|----|----|---|----|-------|----|----|-----|----|-----|----|--------|---|
| 2/9  | Tennessee State   |     | 3  | 0  | 1 | 1  | 0     | 0  | 0  | 0   | 0  | 0   | 0  | 0-0    | 0 |
| 2/9  | McNeese           | *of | 2  | 1  | 0 | 0  | 0     | 0  | 0  | 0   | 0  | 0   | 1  | 0-0    | 0 |
| 2/10 | Chattanooga       | *of | 2  | 0  | 0 | 0  | 0     | 0  | 0  | 0   | 0  | 0   | 0  | 0-0    | 1 |
| 2/10 | Cal               |     |    |    |   |    | -DNP- |    |    |     |    |     |    |        |   |
| 2/11 | Louisiana         |     |    |    |   |    | -DNP- |    |    |     |    |     |    |        |   |
| 2/14 | UTEP              |     |    |    |   |    | -DNP- |    |    |     |    |     |    |        |   |
| 2/14 | UTEP              | *of | 1  | 0  | 0 | 0  | 0     | 0  | 0  | 0   | 0  | 0   | 1  | 0-0    | 0 |
| 2/16 | Marist            |     |    |    |   |    | -DNP- |    |    |     |    |     |    |        |   |
| 2/16 | Abilene Christian |     |    |    |   |    | -DNP- |    |    |     |    |     |    |        |   |
| 2/17 | Houston Christian | ph  | 1  | 0  | 0 | 0  | 0     | 0  | 0  | 0   | 0  | 0   | 1  | 0-0    | 0 |
| 2/18 | Marist            | pr  | 0  | 0  | 0 | 0  | 0     | 0  | 0  | 0   | 0  | 0   | 0  | 0-0    | 0 |
| 2/18 | Abilene Christian |     |    |    |   |    | -DNP- |    |    |     |    |     |    |        |   |
| 2/23 | Stephen F. Austin |     |    |    |   |    | -DNP- |    |    |     |    |     |    |        |   |
| 2/23 | North Texas       |     |    |    |   |    | -DNP- |    |    |     |    |     |    |        |   |
| 2/24 | Stephen F. Austin |     |    |    |   |    | -DNP- |    |    |     |    |     |    |        |   |
| 2/24 | North Texas       |     |    |    |   |    | -DNP- |    |    |     |    |     |    |        |   |
| 2/25 | Minnesota         |     |    |    |   |    | -DNP- |    |    |     |    |     |    |        |   |
| 2/28 | Texas Tech        | pr  | 0  | 0  | 0 | 0  | 0     | 0  | 0  | 0   | 0  | 0   | 0  | 0-0    | 0 |
| 3/1  | Pacific           |     |    |    |   |    | -DNP- |    |    |     |    |     |    |        |   |
| 3/1  | Montana           |     |    |    |   |    | -DNP- |    |    |     |    |     |    |        |   |
| 3/2  | Toledo            |     |    |    |   |    | -DNP- |    |    |     |    |     |    |        |   |
| 3/2  | Grand Canyon      | pr  | 0  | 0  | 0 | 0  | 0     | 0  | 0  | 0   | 0  | 0   | 0  | 0-0    | 0 |
| 3/7  | Cleveland State   |     |    |    |   |    | -DNP- |    |    |     |    |     |    |        |   |
| 3/7  | Hawai'i           |     |    |    |   |    | -DNP- |    |    |     |    |     |    |        |   |
| 3/8  | UConn             | ph  | 1  | 0  | 0 | 0  | 0     | 0  | 0  | 0   | 0  | 0   | 0  | 0-0    | 0 |
| 3/8  | Hawai'i           |     |    |    |   |    | -DNP- |    |    |     |    |     |    |        |   |
| 3/12 | Texas Tech        |     |    |    |   |    |       |    |    |     |    |     |    |        |   |
| 3/12 | Texas Tech        |     |    |    |   |    |       |    |    |     |    |     |    |        |   |
| 3/15 | San José State    |     |    |    |   |    |       |    |    |     |    |     |    |        |   |
| 3/16 | San José State    |     |    |    |   |    |       |    |    |     |    |     |    |        |   |
| 3/17 | San José State    |     |    |    |   |    |       |    |    |     |    |     |    |        |   |
| 3/22 | UNLV              |     |    |    |   |    |       |    |    |     |    |     |    |        |   |
| 3/23 | UNLV              |     |    |    |   |    |       |    |    |     |    |     |    |        |   |
| 3/24 | UNLV              |     |    |    |   |    |       |    |    |     |    |     |    |        |   |
| 3/26 | New Mexico State  |     |    |    |   |    |       |    |    |     |    |     |    |        |   |
| 3/26 | New Mexico State  |     |    |    |   |    |       |    |    |     |    |     |    |        |   |
| 3/28 | Nevada            |     |    |    |   |    |       |    |    |     |    |     |    |        |   |
| 3/29 | Nevada            |     |    |    |   |    |       |    |    |     |    |     |    |        |   |
| 3/30 | Nevada            |     |    |    |   |    |       |    |    |     |    |     |    |        |   |
| 4/3  | San Diego State   |     |    |    |   |    |       |    |    |     |    |     |    |        |   |
| 4/3  | San Diego State   |     |    |    |   |    |       |    |    |     |    |     |    |        |   |
| 4/6  | Colorado State    |     |    |    |   |    |       |    |    |     |    |     |    |        |   |
| 4/7  | Colorado State    |     |    |    |   |    |       |    |    |     |    |     |    |        |   |
| 4/16 | New Mexico State  |     |    |    |   |    |       |    |    |     |    |     |    |        |   |
| 4/19 | Utah State        |     |    |    |   |    |       |    |    |     |    |     |    |        |   |
| 4/20 | Utah State        |     |    |    |   |    |       |    |    |     |    |     |    |        |   |
| 4/21 | Utah State        |     |    |    |   |    |       |    |    |     |    |     |    |        |   |
| 4/26 | Boise State       |     |    |    |   |    |       |    |    |     |    |     |    |        |   |
| 4/27 | Boise State       |     |    |    |   |    |       |    |    |     |    |     |    |        |   |
| 4/28 | Boise State       |     |    |    |   |    |       |    |    |     |    |     |    |        |   |
| 5/2  | Fresno State      |     |    |    |   |    |       |    |    |     |    |     |    |        |   |
| 5/3  | Fresno State      |     |    |    |   |    |       |    |    |     |    |     |    |        |   |
| 5/4  | Fresno State      |     |    |    |   |    |       |    |    |     |    |     |    |        |   |
|      |                   |     | 4  | 10 | 1 | 1  | 1     | 0  | 0  | 0   | 0  | 0   | 3  | 0-0    | 1 |

CAREER STATS

| SEASON | GP | GS | AVG. | AB | R | H | 2B | 3B | HR | RBI | TB | SLG% | BB | SO | HBP | OB%  | SF | SH | SB-SA | PO | A | E | FLD% |
|--------|----|----|------|----|---|---|----|----|----|-----|----|------|----|----|-----|------|----|----|-------|----|---|---|------|
| 2024   | 9  | 4  | .100 | 10 | 1 | 1 | 0  | 0  | 0  | 0   | 1  | .100 | 0  | 3  | 0   | .100 | 0  | 0  | 0-0   | 6  | 0 | 1 | .857 |
| TOTAL  | 9  | 4  | .100 | 10 | 1 | 1 | 0  | 0  | 0  | 0   | 1  | .100 | 0  | 3  | 0   | .100 | 0  | 0  | 0-0   | 6  | 0 | 1 | .857 |

HIGHLIGHTS

- Played both middle infield and outfield in high school
- Wears #4 because her dad wore #4 growing up and wears it to follow in his footsteps
- Majoring in business administration and wants to be a medical sales rep



THE 2024 LOBOS



5

Kenzie Jones

FR • P • 5-8 • R/R

Crawford, Texas (Crawford HS)

SEASON BESTS

|           |     |                           |
|-----------|-----|---------------------------|
| IP (high) | 1.2 | Cal, 2-10-24              |
| H (low)   | 2   | 3x, last: Marist, 2-18-24 |
| R (low)   | 2   | 2x, last: ACU, 2-16-24    |
| ER (low)  | 1   | McNeese, 2-9-24           |
| BB (low)  | 0   | Cal, 2-10-24              |
| SO (high) |     |                           |
| BF (high) | 9   | 2x, last: Cal, 2-10-24    |
| NP (high) | 36  | McNeese, 2-9-24           |

CAREER BESTS (MIN. 3.0 IP)

|           |  |
|-----------|--|
| IP (high) |  |
| H (low)   |  |
| R (low)   |  |
| ER (low)  |  |
| BB (low)  |  |
| SO (high) |  |
| BF (high) |  |
| NP (high) |  |

PITCHING SUPERLATIVES (MIN. 4.0 IP)

|             | Season | Career |
|-------------|--------|--------|
| 5+ K        |        |        |
| 10+ K       |        |        |
| 1 R or Less |        |        |
| Shutout     |        |        |

| 2024 GAME-BY-GAME |                   |     |       |    |     |   |    |       |    |    |    |    |    |    |     |  |
|-------------------|-------------------|-----|-------|----|-----|---|----|-------|----|----|----|----|----|----|-----|--|
| DATE              | OPPONENT          | W-L | ERA   | CG | IP  | H | R  | ER    | BB | SO | 2B | 3B | HR | BF | HBP |  |
| 2/9               | Tennessee St.     |     |       |    |     |   |    | -DNP- |    |    |    |    |    |    |     |  |
| 2/9               | McNeese           | --  | 5.25  | 0  | 1.1 | 2 | 3  | 1     | 2  | 0  | 1  | 0  | 0  | 9  | 0   |  |
| 2/10              | Chattanooga       |     |       |    |     |   |    | -DNP- |    |    |    |    |    |    |     |  |
| 2/10              | Cal               | --  | 8.40  | 0  | 1.2 | 3 | 2  | 2     | 0  | 0  | 0  | 0  | 0  | 9  | 0   |  |
| 2/11              | Louisiana         |     |       |    |     |   |    | -DNP- |    |    |    |    |    |    |     |  |
| 2/14              | UTEP              |     |       |    |     |   |    | -DNP- |    |    |    |    |    |    |     |  |
| 2/14              | UTEP              |     |       |    |     |   |    | -DNP- |    |    |    |    |    |    |     |  |
| 2/16              | Marist            |     |       |    |     |   |    | -DNP- |    |    |    |    |    |    |     |  |
| 2/16              | Abilene Christian | --  | 42.00 | 0  | 0.1 | 2 | 2  | 2     | 1  | 0  | 0  | 0  | 0  | 5  | 0   |  |
| 2/17              | Houston Christian |     |       |    |     |   |    | -DNP- |    |    |    |    |    |    |     |  |
| 2/18              | Marist            | --  | 63.00 | 0  | 0.1 | 2 | 3  | 3     | 1  | 0  | 1  | 0  | 0  | 4  | 0   |  |
| 2/18              | Abilene Christian |     |       |    |     |   |    | -DNP- |    |    |    |    |    |    |     |  |
| 2/23              | Stephen F. Austin |     |       |    |     |   |    | -DNP- |    |    |    |    |    |    |     |  |
| 2/23              | North Texas       |     |       |    |     |   |    | -DNP- |    |    |    |    |    |    |     |  |
| 2/24              | Stephen F. Austin |     |       |    |     |   |    | -DNP- |    |    |    |    |    |    |     |  |
| 2/24              | North Texas       |     |       |    |     |   |    | -DNP- |    |    |    |    |    |    |     |  |
| 2/25              | Minnesota         |     |       |    |     |   |    | -DNP- |    |    |    |    |    |    |     |  |
| 2/28              | Texas Tech        |     |       |    |     |   |    | -DNP- |    |    |    |    |    |    |     |  |
| 3/1               | Pacific           |     |       |    |     |   |    | -DNP- |    |    |    |    |    |    |     |  |
| 3/1               | Montana           |     |       |    |     |   |    | -DNP- |    |    |    |    |    |    |     |  |
| 3/2               | Toledo            |     |       |    |     |   |    | -DNP- |    |    |    |    |    |    |     |  |
| 3/2               | Grand Canyon      |     |       |    |     |   |    | -DNP- |    |    |    |    |    |    |     |  |
| 3/7               | Cleveland State   |     |       |    |     |   |    | -DNP- |    |    |    |    |    |    |     |  |
| 3/7               | Hawai'i           |     |       |    |     |   |    | -DNP- |    |    |    |    |    |    |     |  |
| 3/8               | UConn             |     |       |    |     |   |    | -DNP- |    |    |    |    |    |    |     |  |
| 3/8               | Hawai'i           |     |       |    |     |   |    | -DNP- |    |    |    |    |    |    |     |  |
| 3/12              | Texas Tech        |     |       |    |     |   |    |       |    |    |    |    |    |    |     |  |
| 3/12              | Texas Tech        |     |       |    |     |   |    |       |    |    |    |    |    |    |     |  |
| 3/15              | San José State    |     |       |    |     |   |    |       |    |    |    |    |    |    |     |  |
| 3/16              | San José State    |     |       |    |     |   |    |       |    |    |    |    |    |    |     |  |
| 3/17              | San José State    |     |       |    |     |   |    |       |    |    |    |    |    |    |     |  |
| 3/122             | UNLV              |     |       |    |     |   |    |       |    |    |    |    |    |    |     |  |
| 3/23              | UNLV              |     |       |    |     |   |    |       |    |    |    |    |    |    |     |  |
| 3/24              | UNLV              |     |       |    |     |   |    |       |    |    |    |    |    |    |     |  |
| 3/26              | New Mexico State  |     |       |    |     |   |    |       |    |    |    |    |    |    |     |  |
| 3/26              | New Mexico State  |     |       |    |     |   |    |       |    |    |    |    |    |    |     |  |
| 3/28              | Nevada            |     |       |    |     |   |    |       |    |    |    |    |    |    |     |  |
| 3/29              | Nevada            |     |       |    |     |   |    |       |    |    |    |    |    |    |     |  |
| 3/30              | Nevada            |     |       |    |     |   |    |       |    |    |    |    |    |    |     |  |
| 4/3               | San Diego State   |     |       |    |     |   |    |       |    |    |    |    |    |    |     |  |
| 4/3               | San Diego State   |     |       |    |     |   |    |       |    |    |    |    |    |    |     |  |
| 4/6               | Colorado State    |     |       |    |     |   |    |       |    |    |    |    |    |    |     |  |
| 4/7               | Colorado State    |     |       |    |     |   |    |       |    |    |    |    |    |    |     |  |
| 4/16              | New Mexico State  |     |       |    |     |   |    |       |    |    |    |    |    |    |     |  |
| 4/19              | Utah State        |     |       |    |     |   |    |       |    |    |    |    |    |    |     |  |
| 4/20              | Utah State        |     |       |    |     |   |    |       |    |    |    |    |    |    |     |  |
| 4/21              | Utah State        |     |       |    |     |   |    |       |    |    |    |    |    |    |     |  |
| 4/26              | Boise State       |     |       |    |     |   |    |       |    |    |    |    |    |    |     |  |
| 4/27              | Boise State       |     |       |    |     |   |    |       |    |    |    |    |    |    |     |  |
| 4/28              | Boise State       |     |       |    |     |   |    |       |    |    |    |    |    |    |     |  |
| 5/2               | Fresno State      |     |       |    |     |   |    |       |    |    |    |    |    |    |     |  |
| 5/3               | Fresno State      |     |       |    |     |   |    |       |    |    |    |    |    |    |     |  |
| 5/4               | Fresno State      |     |       |    |     |   |    |       |    |    |    |    |    |    |     |  |
|                   |                   | 0-0 | 15.27 | 0  | 3.2 | 9 | 10 | 8     | 4  | 0  | 2  | 0  | 0  | 27 | 0   |  |

| CAREER STATS |    |     |    |     |       |     |    |     |   |    |    |    |    |    |    |    |    |        |    |     |    |   |   |      |
|--------------|----|-----|----|-----|-------|-----|----|-----|---|----|----|----|----|----|----|----|----|--------|----|-----|----|---|---|------|
| SEASON       | GS | APP | CG | W-L | ERA   | SHO | SV | IP  | H | R  | ER | BB | SO | 2B | 3B | HR | BF | NP-STK | WP | HBP | PO | A | E | FLD% |
| 2024         | 1  | 4   | 0  | 0-0 | 15.27 | 0   | 0  | 3.2 | 9 | 10 | 8  | 4  | 0  | 2  | 0  | 0  | 27 | 109-58 | 0  | 0   | 0  | 0 | 0 | .000 |
| TOTAL        | 1  | 4   | 0  | 0-0 | 15.27 | 0   | 0  | 3.2 | 9 | 10 | 8  | 4  | 0  | 2  | 0  | 0  | 27 | 109-58 | 0  | 0   | 0  | 0 | 0 | .000 |

- HIGHLIGHTS
- Ranked 79th pitcher by Extra Innings in 2020, 59th in 2021 and ranked 50th in the Extra Innings Elite 100 in 2023
  - Recorded 87 strikeouts as a freshman before COVID cut the season short, 287 strikeouts her sophomore year and 239 strikeouts her junior year
  - HS team won the 2A State Championship and was named 2A State MVP in 2022
  - Also lettered in basketball and cheer
  - Pre-med major

THE 2024 LOBOS



6 Alina Ortiz

FR • P • 5-6 • R/R  
Corona, Calif. (Centennial HS)

SEASON BESTS

|           |
|-----------|
| IP (high) |
| H (low)   |
| R (low)   |
| ER (low)  |
| BB (low)  |
| SO (high) |
| BF (high) |
| NP (high) |

CAREER BESTS(MIN. 3.0 IP)

|           |
|-----------|
| IP (high) |
| H (low)   |
| R (low)   |
| ER (low)  |
| BB (low)  |
| SO (high) |
| BF (high) |
| NP (high) |

PITCHING SUPERLATIVES (MIN. 4.0 IP)

|             | Season | Career |
|-------------|--------|--------|
| 5+ K        |        |        |
| 10+ K       |        |        |
| 1 R or Less |        |        |
| Shutout     |        |        |

2024 GAME-BY-GAME

| DATE  | OPPONENT          | W-L | ERA | CG | IP | H | R | ER    | BB | SO | 2B | 3B | HR | BF | HBP |
|-------|-------------------|-----|-----|----|----|---|---|-------|----|----|----|----|----|----|-----|
| 2/9   | Tennessee St.     |     |     |    |    |   |   | -DNP- |    |    |    |    |    |    |     |
| 2/9   | McNeese           |     |     |    |    |   |   | -DNP- |    |    |    |    |    |    |     |
| 2/10  | Chattanooga       |     |     |    |    |   |   | -DNP- |    |    |    |    |    |    |     |
| 2/10  | Cal               |     |     |    |    |   |   | -DNP- |    |    |    |    |    |    |     |
| 2/11  | Louisiana         |     |     |    |    |   |   | -DNP- |    |    |    |    |    |    |     |
| 2/14  | UTEP              |     |     |    |    |   |   | -DNP- |    |    |    |    |    |    |     |
| 2/14  | UTEP              |     |     |    |    |   |   | -DNP- |    |    |    |    |    |    |     |
| 2/16  | Marist            |     |     |    |    |   |   | -DNP- |    |    |    |    |    |    |     |
| 2/16  | Abilene Christian |     |     |    |    |   |   | -DNP- |    |    |    |    |    |    |     |
| 2/17  | Houston Christian |     |     |    |    |   |   | -DNP- |    |    |    |    |    |    |     |
| 2/18  | Marist            |     |     |    |    |   |   | -DNP- |    |    |    |    |    |    |     |
| 2/18  | Abilene Christian |     |     |    |    |   |   | -DNP- |    |    |    |    |    |    |     |
| 2/23  | Stephen F. Austin |     |     |    |    |   |   | -DNP- |    |    |    |    |    |    |     |
| 2/23  | North Texas       |     |     |    |    |   |   | -DNP- |    |    |    |    |    |    |     |
| 2/24  | Stephen F. Austin |     |     |    |    |   |   | -DNP- |    |    |    |    |    |    |     |
| 2/24  | North Texas       |     |     |    |    |   |   | -DNP- |    |    |    |    |    |    |     |
| 2/25  | Minnesota         |     |     |    |    |   |   | -DNP- |    |    |    |    |    |    |     |
| 2/28  | Texas Tech        |     |     |    |    |   |   | -DNP- |    |    |    |    |    |    |     |
| 3/1   | Pacific           |     |     |    |    |   |   | -DNP- |    |    |    |    |    |    |     |
| 3/1   | Montana           |     |     |    |    |   |   | -DNP- |    |    |    |    |    |    |     |
| 3/2   | Toledo            |     |     |    |    |   |   | -DNP- |    |    |    |    |    |    |     |
| 3/2   | Grand Canyon      |     |     |    |    |   |   | -DNP- |    |    |    |    |    |    |     |
| 3/7   | Cleveland State   |     |     |    |    |   |   | -DNP- |    |    |    |    |    |    |     |
| 3/7   | Hawai'i           |     |     |    |    |   |   | -DNP- |    |    |    |    |    |    |     |
| 3/8   | UConn             |     |     |    |    |   |   | -DNP- |    |    |    |    |    |    |     |
| 3/8   | Hawai'i           |     |     |    |    |   |   | -DNP- |    |    |    |    |    |    |     |
| 3/12  | Texas Tech        |     |     |    |    |   |   |       |    |    |    |    |    |    |     |
| 3/12  | Texas Tech        |     |     |    |    |   |   |       |    |    |    |    |    |    |     |
| 3/15  | San José State    |     |     |    |    |   |   |       |    |    |    |    |    |    |     |
| 3/16  | San José State    |     |     |    |    |   |   |       |    |    |    |    |    |    |     |
| 3/17  | San José State    |     |     |    |    |   |   |       |    |    |    |    |    |    |     |
| 3/122 | UNLV              |     |     |    |    |   |   |       |    |    |    |    |    |    |     |
| 3/23  | UNLV              |     |     |    |    |   |   |       |    |    |    |    |    |    |     |
| 3/24  | UNLV              |     |     |    |    |   |   |       |    |    |    |    |    |    |     |
| 3/26  | New Mexico State  |     |     |    |    |   |   |       |    |    |    |    |    |    |     |
| 3/26  | New Mexico State  |     |     |    |    |   |   |       |    |    |    |    |    |    |     |
| 3/28  | Nevada            |     |     |    |    |   |   |       |    |    |    |    |    |    |     |
| 3/29  | Nevada            |     |     |    |    |   |   |       |    |    |    |    |    |    |     |
| 3/30  | Nevada            |     |     |    |    |   |   |       |    |    |    |    |    |    |     |
| 4/3   | San Diego State   |     |     |    |    |   |   |       |    |    |    |    |    |    |     |
| 4/3   | San Diego State   |     |     |    |    |   |   |       |    |    |    |    |    |    |     |
| 4/6   | Colorado State    |     |     |    |    |   |   |       |    |    |    |    |    |    |     |
| 4/7   | Colorado State    |     |     |    |    |   |   |       |    |    |    |    |    |    |     |
| 4/16  | New Mexico State  |     |     |    |    |   |   |       |    |    |    |    |    |    |     |
| 4/19  | Utah State        |     |     |    |    |   |   |       |    |    |    |    |    |    |     |
| 4/20  | Utah State        |     |     |    |    |   |   |       |    |    |    |    |    |    |     |
| 4/21  | Utah State        |     |     |    |    |   |   |       |    |    |    |    |    |    |     |
| 4/26  | Boise State       |     |     |    |    |   |   |       |    |    |    |    |    |    |     |
| 4/27  | Boise State       |     |     |    |    |   |   |       |    |    |    |    |    |    |     |
| 4/28  | Boise State       |     |     |    |    |   |   |       |    |    |    |    |    |    |     |
| 5/2   | Fresno State      |     |     |    |    |   |   |       |    |    |    |    |    |    |     |
| 5/3   | Fresno State      |     |     |    |    |   |   |       |    |    |    |    |    |    |     |
| 5/4   | Fresno State      |     |     |    |    |   |   |       |    |    |    |    |    |    |     |

CAREER STATS

| SEASON | GS | APP | CG | W-L | ERA | SHO | SV | IP | H | R | ER | BB | SO | 2B | 3B | HR | BF | NP-STK | WP | HBP | PO | A | E | FLD% |
|--------|----|-----|----|-----|-----|-----|----|----|---|---|----|----|----|----|----|----|----|--------|----|-----|----|---|---|------|
| 2024   |    |     |    |     |     |     |    |    |   |   |    |    |    |    |    |    |    |        |    |     |    |   |   |      |
| TOTAL  |    |     |    |     |     |     |    |    |   |   |    |    |    |    |    |    |    |        |    |     |    |   |   |      |

HIGHLIGHTS



Rio Rancho, N.M. (Cleveland HS)

|              |   |                               |
|--------------|---|-------------------------------|
| Hits         | 3 | Marist, 2-16-24               |
| Doubles      | 1 | 5x, last: Texas Tech, 2-28-24 |
| Triples      |   |                               |
| Home Runs    |   |                               |
| RBI          | 2 | SFA, 2-23-24                  |
| Runs         | 2 | Tennessee State, 2-9-24       |
| Walks        | 2 | 3x, last: Marist, 2-18-24     |
| Stolen Bases | 2 | Tennessee State, 2-9-24       |

|              |   |                                  |
|--------------|---|----------------------------------|
| Hits         | 3 | 5x, last: Marist, 2-16-24        |
| Doubles      | 2 | NMSU, 3-8-22                     |
| Triples      | 1 | 6x, last: San Diego St., 4-23-23 |
| Home Runs    | 2 | Fresno State, 4-15-22            |
| RBI          | 4 | Fresno State, 4-15-22            |
| Runs         | 2 | 12x, last: Tennessee St., 2-9-24 |
| Walks        | 3 | Nevada, 4-23-22                  |
| Stolen Bases | 2 | Tennessee State, 2-9-24          |

|         | Current | Career Best |
|---------|---------|-------------|
| Hitting | 4       | 13          |
| On-Base | 4       | 22          |

|      | 2  | 3 | 4 | 5+ | TOTAL |
|------|----|---|---|----|-------|
| 2022 | 12 | 3 | - | -  | 15    |
| 2023 | 12 | 1 | - | -  | 13    |
| 2024 | 2  | 1 |   |    | 3     |

|      | 2 | 3 | 4 | 5+ | TOTAL |
|------|---|---|---|----|-------|
| 2022 | 3 | 1 | 1 | -  | 5     |
| 2023 | 5 | 3 | - | -  | 8     |
| 2024 | 1 |   |   |    | 1     |

[illegible]

| SEASON | GP  | GS  | AVG. | AB  | R  | H   | 2B | 3B | HR | RBI | TB  | SLG% | BB | SO | HBP | OB%  | SF | SH | SB-SA | PO  | A   | E  | FLD% |
|--------|-----|-----|------|-----|----|-----|----|----|----|-----|-----|------|----|----|-----|------|----|----|-------|-----|-----|----|------|
| 2022   | 53  | 53  | .326 | 172 | 29 | 56  | 9  | 1  | 2  | 21  | 73  | .424 | 20 | 36 | 3   | .405 | 0  | 1  | 1-1   | 86  | 100 | 15 | .926 |
| 2023   | 47  | 45  | .331 | 130 | 22 | 43  | 4  | 5  | 3  | 25  | 66  | .508 | 16 | 25 | 0   | .401 | 1  | 2  | 2-2   | 82  | 89  | 9  | .950 |
| 2024   | 21  | 21  | .274 | 62  | 9  | 17  | 5  | 1  | 0  | 8   | 24  | .387 | 8  | 15 | 2   | .375 | 0  | 0  | 6-7   | 34  | 25  | 4  | .937 |
| TOTAL  | 121 | 119 | .319 | 364 | 60 | 116 | 18 | 7  | 5  | 54  | 163 | .448 | 44 | 76 | 5   | .399 | 1  | 3  | 9-10  | 202 | 214 | 28 | .937 |

- All-Conference First Team in 2022 and 2023
- First two-time first team all-conference player for UNM since Brandi Heimburg (2014 and 2015)
- Played 45 games at second her sophomore season
- Played 51 games at second, 1 game at shortstop and 1 game as DP freshman season
- Ended 2023 on a 10-game hitting streak
- 2nd on the team in total bases (73), hits (56) and doubles (9) as a freshman



THE 2024 LOBOS



8 Katherine Brunner

FR • INF • 5-7 • R/R  
Katy, Texas (James E. Taylor HS)

| SEASON BESTS |   |                           |
|--------------|---|---------------------------|
| Hits         | 3 | Marist, 2-16-24           |
| Doubles      | 1 | 3x, last: Hawai'i, 3-7-24 |
| Triples      |   |                           |
| Home Runs    | 1 | Hawai'i, 3-8-24           |
| RBI          | 3 | Marist, 2-16-24           |
| Runs         | 1 | 4x, last: Hawai'i, 3-8-24 |
| Walks        | 2 | 2x, last: UConn, 3-8-24   |
| Stolen Bases | 1 | Tennessee State, 2-9-24   |

| CAREER BESTS |      |  |
|--------------|------|--|
| Hits         | Same |  |
| Doubles      | Same |  |
| Triples      |      |  |
| Home Runs    | Same |  |
| RBI          | Same |  |
| Runs         | Same |  |
| Walks        | Same |  |
| Stolen Bases | Same |  |

| STREAKS |         |             |
|---------|---------|-------------|
|         | Current | Career Best |
| Hitting | 4       | 4           |
| On-Base | 4       | 5           |

| MULTI-HIT GAMES |   |   |   |    |       |
|-----------------|---|---|---|----|-------|
|                 | 2 | 3 | 4 | 5+ | TOTAL |
| 2024            | 1 | 1 |   |    | 2     |


| MULTI-RBI GAMES |   |   |   |    |       |
|-----------------|---|---|---|----|-------|
|                 | 2 | 3 | 4 | 5+ | TOTAL |
| 2024            | 2 | 1 |   |    | 3     |

| 2024 GAME-BY-GAME |                   |        |    |    |   |    |       |    |    |     |    |     |    |        |     |   |
|-------------------|-------------------|--------|----|----|---|----|-------|----|----|-----|----|-----|----|--------|-----|---|
| DATE              | OPPONENT          | POS    | AB | R  | H | TB | 2B    | 3B | HR | RBI | BB | HBP | SO | SB-ATT | E   |   |
| 2/9               | Tennessee State   | *dp    | 3  | 1  | 1 | 1  | 0     | 0  | 0  | 0   | 1  | 0   | 1  | 1-1    | 0   |   |
| 2/9               | McNeese           | *dp    | 3  | 0  | 1 | 1  | 0     | 0  | 0  | 0   | 0  | 0   | 0  | 0-0    | 0   |   |
| 2/10              | Chattanooga       | *dp/3b | 1  | 1  | 0 | 0  | 0     | 0  | 0  | 0   | 2  | 0   | 0  | 0-0    | 0   |   |
| 2/10              | Cal               | *3b    | 2  | 0  | 0 | 0  | 0     | 0  | 0  | 0   | 0  | 0   | 0  | 0-0    | 0   |   |
| 2/11              | Louisiana         | *3b    | 2  | 0  | 1 | 1  | 0     | 0  | 0  | 0   | 0  | 0   | 0  | 0-0    | 0   |   |
| 2/14              | UTEP              | *3b    | 2  | 0  | 0 | 0  | 0     | 0  | 0  | 0   | 0  | 0   | 0  | 0-0    | 0   |   |
| 2/14              | UTEP              | *3b    | 2  | 0  | 1 | 2  | 1     | 0  | 0  | 0   | 0  | 1   | 0  | 0-0    | 0   |   |
| 2/16              | Marist            | *3b    | 5  | 0  | 3 | 4  | 1     | 0  | 0  | 3   | 0  | 0   | 1  | 0-0    | 0   |   |
| 2/16              | Abilene Christian | *3b    | 3  | 0  | 1 | 1  | 0     | 0  | 0  | 1   | 0  | 0   | 1  | 0-0    | 0   |   |
| 2/17              | Houston Christian | *3b    | 2  | 0  | 0 | 0  | 0     | 0  | 0  | 0   | 1  | 0   | 1  | 0-0    | 0   |   |
| 2/18              | Marist            | *3b    | 4  | 1  | 1 | 1  | 0     | 0  | 0  | 2   | 0  | 0   | 2  | 0-0    | 1   |   |
| 2/18              | Abilene Christian | *dp/3b | 2  | 0  | 0 | 0  | 0     | 0  | 0  | 0   | 0  | 0   | 0  | 0-0    | 0   |   |
| 2/23              | Stephen F. Austin | *3b    | 2  | 0  | 1 | 1  | 0     | 0  | 0  | 0   | 0  | 0   | 0  | 0-0    | 1   |   |
| 2/23              | North Texas       | ph     | 1  | 0  | 0 | 0  | 0     | 0  | 0  | 0   | 0  | 0   | 0  | 0-0    | 0   |   |
| 2/24              | Stephen F. Austin | ph/3b  | 1  | 0  | 0 | 0  | 0     | 0  | 0  | 0   | 0  | 0   | 0  | 0-0    | 0   |   |
| 2/24              | North Texas       | *3b    | 3  | 0  | 0 | 0  | 0     | 0  | 0  | 0   | 0  | 0   | 1  | 0-0    | 0   |   |
| 2/25              | Minnesota         | *3b    | 3  | 0  | 0 | 0  | 0     | 0  | 0  | 1   | 0  | 0   | 1  | 0-0    | 1   |   |
| 2/28              | Texas Tech        | *dp    | 2  | 0  | 0 | 0  | 0     | 0  | 0  | 0   | 0  | 0   | 1  | 0-0    | 0   |   |
| 3/1               | Pacific           | *dp    | 2  | 0  | 0 | 0  | 0     | 0  | 0  | 0   | 0  | 0   | 2  | 0-0    | 0   |   |
| 3/1               | Montana           | ph     | 1  | 0  | 0 | 0  | 0     | 0  | 0  | 0   | 0  | 0   | 1  | 0-0    | 0   |   |
| 3/2               | Toledo            |        |    |    |   |    | -DNP- |    |    |     |    |     |    |        |     |   |
| 3/2               | Grand Canyon      | *2b    | 4  | 0  | 0 | 0  | 0     | 0  | 0  | 0   | 0  | 0   | 1  | 0-0    | 0   |   |
| 3/7               | Cleveland State   | *2b    | 3  | 0  | 1 | 1  | 0     | 0  | 0  | 0   | 0  | 0   | 1  | 0-0    | 0   |   |
| 3/7               | Hawai'i           | *2b    | 3  | 0  | 2 | 3  | 1     | 0  | 0  | 0   | 0  | 0   | 0  | 0-0    | 0   |   |
| 3/8               | UConn             | *2b    | 1  | 0  | 1 | 1  | 0     | 0  | 0  | 1   | 2  | 0   | 0  | 0-0    | 0   |   |
| 3/8               | Hawai'i           | *2b    | 3  | 1  | 1 | 4  | 0     | 0  | 1  | 2   | 0  | 0   | 0  | 0-0    | 0   |   |
| 3/12              | Texas Tech        |        |    |    |   |    |       |    |    |     |    |     |    |        |     |   |
| 3/12              | Texas Tech        |        |    |    |   |    |       |    |    |     |    |     |    |        |     |   |
| 3/15              | San José State    |        |    |    |   |    |       |    |    |     |    |     |    |        |     |   |
| 3/16              | San José State    |        |    |    |   |    |       |    |    |     |    |     |    |        |     |   |
| 3/17              | San José State    |        |    |    |   |    |       |    |    |     |    |     |    |        |     |   |
| 3/22              | UNLV              |        |    |    |   |    |       |    |    |     |    |     |    |        |     |   |
| 3/23              | UNLV              |        |    |    |   |    |       |    |    |     |    |     |    |        |     |   |
| 3/24              | UNLV              |        |    |    |   |    |       |    |    |     |    |     |    |        |     |   |
| 3/26              | New Mexico State  |        |    |    |   |    |       |    |    |     |    |     |    |        |     |   |
| 3/26              | New Mexico State  |        |    |    |   |    |       |    |    |     |    |     |    |        |     |   |
| 3/28              | Nevada            |        |    |    |   |    |       |    |    |     |    |     |    |        |     |   |
| 3/29              | Nevada            |        |    |    |   |    |       |    |    |     |    |     |    |        |     |   |
| 3/30              | Nevada            |        |    |    |   |    |       |    |    |     |    |     |    |        |     |   |
| 4/3               | San Diego State   |        |    |    |   |    |       |    |    |     |    |     |    |        |     |   |
| 4/3               | San Diego State   |        |    |    |   |    |       |    |    |     |    |     |    |        |     |   |
| 4/6               | Colorado State    |        |    |    |   |    |       |    |    |     |    |     |    |        |     |   |
| 4/7               | Colorado State    |        |    |    |   |    |       |    |    |     |    |     |    |        |     |   |
| 4/16              | New Mexico State  |        |    |    |   |    |       |    |    |     |    |     |    |        |     |   |
| 4/19              | Utah State        |        |    |    |   |    |       |    |    |     |    |     |    |        |     |   |
| 4/20              | Utah State        |        |    |    |   |    |       |    |    |     |    |     |    |        |     |   |
| 4/21              | Utah State        |        |    |    |   |    |       |    |    |     |    |     |    |        |     |   |
| 4/26              | Boise State       |        |    |    |   |    |       |    |    |     |    |     |    |        |     |   |
| 4/27              | Boise State       |        |    |    |   |    |       |    |    |     |    |     |    |        |     |   |
| 4/28              | Boise State       |        |    |    |   |    |       |    |    |     |    |     |    |        |     |   |
| 5/2               | Fresno State      |        |    |    |   |    |       |    |    |     |    |     |    |        |     |   |
| 5/3               | Fresno State      |        |    |    |   |    |       |    |    |     |    |     |    |        |     |   |
| 5/4               | Fresno State      |        |    |    |   |    |       |    |    |     |    |     |    |        |     |   |
|                   |                   |        | 22 | 60 | 4 | 15 | 21    | 3  | 0  | 1   | 10 | 6   | 1  | 14     | 1-1 | 3 |

| CAREER STATS |    |    |      |    |   |    |    |    |    |     |    |      |    |    |     |                             |
|--------------|----|----|------|----|---|----|----|----|----|-----|----|------|----|----|-----|-----------------------------|
| SEASON       | GP | GS | AVG. | AB | R | H  | 2B | 3B | HR | RBI | TB | SLG% | BB | SO | HBP | OB% SF SH SB-SA PO A E FLD% |
| 2024         | 25 | 22 | .250 | 60 | 4 | 15 | 3  | 0  | 1  | 10  | 21 | .350 | 6  | 14 | 1   | .328 0 0 1-1 31 13 3 .936   |
| TOTAL        | 25 | 22 | .250 | 60 | 4 | 15 | 3  | 0  | 1  | 10  | 21 | .350 | 6  | 14 | 1   | .328 0 0 1-1 31 13 3 .936   |

- HIGHLIGHTS
- Majoring in business administration
  - #8 was the first number she wore when she started playing softball at age 6.
  - Played for the Bombers, the Lady Dukes and Prolific
  - Also lettered in basketball in high school

THE 2024 LOBOS



9

Jewels Hanawahine

FR • UTIL • 5-9 • R/R

Waimanalo, Hawai'i (Kamehameha Kapalama)

SEASON BESTS

Hits

1

Texas Tech, 2-28-24

Doubles

Triples

Home Runs

RBI

Runs

Walks

Stolen Bases

CAREER BESTS

Hits

Same

Doubles

Triples

Home Runs

RBI

Runs

Walks

Stolen Bases

STREAKS

Current

Career Best

Hitting

1

On-Base

1

MULTI-HIT GAMES

2

3

4

5+

TOTAL

2023

MULTI-RBI GAMES

2

3

4

5+

TOTAL

2023

| 2024 GAME-BY-GAME |                   |     |    |   |   |    |       |    |    |     |    |     |    |        |   |  |  |  |
|-------------------|-------------------|-----|----|---|---|----|-------|----|----|-----|----|-----|----|--------|---|--|--|--|
| DATE              | OPPONENT          | POS | AB | R | H | TB | 2B    | 3B | HR | RBI | BB | HBP | SO | SB-ATT | E |  |  |  |
| 2/9               | Tennessee State   |     |    |   |   |    | -DNP- |    |    |     |    |     |    |        |   |  |  |  |
| 2/9               | McNeese           |     |    |   |   |    | -DNP- |    |    |     |    |     |    |        |   |  |  |  |
| 2/10              | Chattanooga       |     |    |   |   |    | -DNP- |    |    |     |    |     |    |        |   |  |  |  |
| 2/10              | Cal               |     |    |   |   |    | -DNP- |    |    |     |    |     |    |        |   |  |  |  |
| 2/11              | Louisiana         |     |    |   |   |    | -DNP- |    |    |     |    |     |    |        |   |  |  |  |
| 2/14              | UTEP              |     |    |   |   |    | -DNP- |    |    |     |    |     |    |        |   |  |  |  |
| 2/14              | UTEP              |     |    |   |   |    | -DNP- |    |    |     |    |     |    |        |   |  |  |  |
| 2/16              | Marist            |     |    |   |   |    | -DNP- |    |    |     |    |     |    |        |   |  |  |  |
| 2/16              | Abilene Christian |     |    |   |   |    | -DNP- |    |    |     |    |     |    |        |   |  |  |  |
| 2/17              | Houston Christian |     |    |   |   |    | -DNP- |    |    |     |    |     |    |        |   |  |  |  |
| 2/18              | Marist            |     |    |   |   |    | -DNP- |    |    |     |    |     |    |        |   |  |  |  |
| 2/18              | Abilene Christian |     |    |   |   |    | -DNP- |    |    |     |    |     |    |        |   |  |  |  |
| 2/23              | Stephen F. Austin |     |    |   |   |    | -DNP- |    |    |     |    |     |    |        |   |  |  |  |
| 2/23              | North Texas       | ph  | 1  | 0 | 0 | 0  | 0     | 0  | 0  | 0   | 0  | 0   | 1  | 0-0    | 0 |  |  |  |
| 2/24              | Stephen F. Austin |     |    |   |   |    | -DNP- |    |    |     |    |     |    |        |   |  |  |  |
| 2/24              | North Texas       |     |    |   |   |    | -DNP- |    |    |     |    |     |    |        |   |  |  |  |
| 2/25              | Minnesota         |     |    |   |   |    | -DNP- |    |    |     |    |     |    |        |   |  |  |  |
| 2/28              | Texas Tech        | ph  | 1  | 0 | 1 | 1  | 0     | 0  | 0  | 0   | 0  | 0   | 0  | 0-0    | 0 |  |  |  |
| 3/1               | Pacific           |     |    |   |   |    | -DNP- |    |    |     |    |     |    |        |   |  |  |  |
| 3/1               | Montana           |     |    |   |   |    | -DNP- |    |    |     |    |     |    |        |   |  |  |  |
| 3/2               | Toledo            |     |    |   |   |    | -DNP- |    |    |     |    |     |    |        |   |  |  |  |
| 3/2               | Grand Canyon      |     |    |   |   |    | -DNP- |    |    |     |    |     |    |        |   |  |  |  |
| 3/7               | Cleveland State   |     |    |   |   |    | -DNP- |    |    |     |    |     |    |        |   |  |  |  |
| 3/7               | Hawai'i           | ph  | 1  | 0 | 0 | 0  | 0     | 0  | 0  | 0   | 0  | 0   | 1  | 0-0    | 0 |  |  |  |
| 3/8               | UConn             |     |    |   |   |    | -DNP- |    |    |     |    |     |    |        |   |  |  |  |
| 3/8               | Hawai'i           |     |    |   |   |    | -DNP- |    |    |     |    |     |    |        |   |  |  |  |
| 3/12              | Texas Tech        |     |    |   |   |    |       |    |    |     |    |     |    |        |   |  |  |  |
| 3/12              | Texas Tech        |     |    |   |   |    |       |    |    |     |    |     |    |        |   |  |  |  |
| 3/15              | San José State    |     |    |   |   |    |       |    |    |     |    |     |    |        |   |  |  |  |
| 3/16              | San José State    |     |    |   |   |    |       |    |    |     |    |     |    |        |   |  |  |  |
| 3/17              | San José State    |     |    |   |   |    |       |    |    |     |    |     |    |        |   |  |  |  |
| 3/22              | UNLV              |     |    |   |   |    |       |    |    |     |    |     |    |        |   |  |  |  |
| 3/23              | UNLV              |     |    |   |   |    |       |    |    |     |    |     |    |        |   |  |  |  |
| 3/24              | UNLV              |     |    |   |   |    |       |    |    |     |    |     |    |        |   |  |  |  |
| 3/26              | New Mexico State  |     |    |   |   |    |       |    |    |     |    |     |    |        |   |  |  |  |
| 3/26              | New Mexico State  |     |    |   |   |    |       |    |    |     |    |     |    |        |   |  |  |  |
| 3/28              | Nevada            |     |    |   |   |    |       |    |    |     |    |     |    |        |   |  |  |  |
| 3/29              | Nevada            |     |    |   |   |    |       |    |    |     |    |     |    |        |   |  |  |  |
| 3/30              | Nevada            |     |    |   |   |    |       |    |    |     |    |     |    |        |   |  |  |  |
| 4/3               | San Diego State   |     |    |   |   |    |       |    |    |     |    |     |    |        |   |  |  |  |
| 4/3               | San Diego State   |     |    |   |   |    |       |    |    |     |    |     |    |        |   |  |  |  |
| 4/6               | Colorado State    |     |    |   |   |    |       |    |    |     |    |     |    |        |   |  |  |  |
| 4/7               | Colorado State    |     |    |   |   |    |       |    |    |     |    |     |    |        |   |  |  |  |
| 4/16              | New Mexico State  |     |    |   |   |    |       |    |    |     |    |     |    |        |   |  |  |  |
| 4/19              | Utah State        |     |    |   |   |    |       |    |    |     |    |     |    |        |   |  |  |  |
| 4/20              | Utah State        |     |    |   |   |    |       |    |    |     |    |     |    |        |   |  |  |  |
| 4/21              | Utah State        |     |    |   |   |    |       |    |    |     |    |     |    |        |   |  |  |  |
| 4/26              | Boise State       |     |    |   |   |    |       |    |    |     |    |     |    |        |   |  |  |  |
| 4/27              | Boise State       |     |    |   |   |    |       |    |    |     |    |     |    |        |   |  |  |  |
| 4/28              | Boise State       |     |    |   |   |    |       |    |    |     |    |     |    |        |   |  |  |  |
| 5/2               | Fresno State      |     |    |   |   |    |       |    |    |     |    |     |    |        |   |  |  |  |
| 5/3               | Fresno State      |     |    |   |   |    |       |    |    |     |    |     |    |        |   |  |  |  |
| 5/4               | Fresno State      |     |    |   |   |    |       |    |    |     |    |     |    |        |   |  |  |  |
|                   |                   |     | 3  | 0 | 1 | 1  | 0     | 0  | 0  | 0   | 0  | 0   | 2  | 0-0    | 0 |  |  |  |

| CAREER STATS |    |    |      |    |   |   |    |    |    |     |    |      |    |    |     |      |    |    |       |    |   |   |      |
|--------------|----|----|------|----|---|---|----|----|----|-----|----|------|----|----|-----|------|----|----|-------|----|---|---|------|
| SEASON       | GP | GS | AVG. | AB | R | H | 2B | 3B | HR | RBI | TB | SLG% | BB | SO | HBP | OB%  | SF | SH | SB-SA | PO | A | E | FLD% |
| 2024         | 3  | 0  | .333 | 3  | 0 | 1 | 0  | 0  | 0  | 0   | 1  | .333 | 0  | 2  | 0   | .333 | 0  | 0  | 0-0   | 0  | 0 | 0 | .000 |
| TOTAL        | 3  | 0  | .333 | 3  | 0 | 1 | 0  | 0  | 0  | 0   | 1  | .333 | 0  | 2  | 0   | .333 | 0  | 0  | 0-0   | 0  | 0 | 0 | .000 |

- HIGHLIGHTS
- Construction management major
  - Played for Firecrackers Rico 18U, Firecrackers Brasher Smith and Firecrackers Hawaii
  - Wears #9 because she and her two siblings were all born on the 9th of different months



THE 2024 LOBOS



12 Savannah Braun

SR • INF • 5-10 • R/R  
Tualatin, Ore. (Tualatin HS)

SEASON BESTS

|              |  |
|--------------|--|
| Hits         |  |
| Doubles      |  |
| Triples      |  |
| Home Runs    |  |
| RBI          |  |
| Runs         |  |
| Walks        |  |
| Stolen Bases |  |

CAREER BESTS

|             |   |                            |
|-------------|---|----------------------------|
| Hits        | 1 | 4x, last: NMSU, 3-22-22    |
| Doubles     |   |                            |
| Triples     |   |                            |
| Home Runs   | 1 | at NMSU, 3-22-22           |
| RBI         | 3 | at NMSU, 3-22-22           |
| Runs        | 1 | 2x, last: at NMSU, 3-22-22 |
| Walks       | 1 | 3x, last: Maine, 3-12-22   |
| Total Bases | 4 | at NMSU, 3/22/23           |

STREAKS

|         | Current | Career Best |
|---------|---------|-------------|
| Hitting |         | 2           |
| On-Base |         | 2           |

MULTI-HIT GAMES

|      | 2 | 3 | 4 | 5+ | TOTAL |
|------|---|---|---|----|-------|
| 2021 | - | - | - | -  | -     |
| 2022 | - | - | - | -  | -     |
| 2023 | - | - | - | -  | -     |
| 2024 |   |   |   |    |       |

MULTI-RBI GAMES

|      | 2 | 3 | 4 | 5+ | TOTAL |
|------|---|---|---|----|-------|
| 2021 | - | - | - | -  | -     |
| 2022 | - | 1 | - | -  | 1     |
| 2023 | - | - | - | -  | -     |
| 2024 |   |   |   |    |       |

2024 GAME-BY-GAME

| DATE | OPPONENT          | POS | AB | R | H | TB | 2B | 3B | HR | RBI | BB | HBP | SO | SB-ATT | E |
|------|-------------------|-----|----|---|---|----|----|----|----|-----|----|-----|----|--------|---|
| 2/9  | Tennessee State   |     |    |   |   |    |    |    |    |     |    |     |    |        |   |
| 2/9  | McNeese           |     |    |   |   |    |    |    |    |     |    |     |    |        |   |
| 2/10 | Chattanooga       |     |    |   |   |    |    |    |    |     |    |     |    |        |   |
| 2/10 | Cal               |     |    |   |   |    |    |    |    |     |    |     |    |        |   |
| 2/11 | Louisiana         |     |    |   |   |    |    |    |    |     |    |     |    |        |   |
| 2/14 | UTEP              |     |    |   |   |    |    |    |    |     |    |     |    |        |   |
| 2/14 | UTEP              |     |    |   |   |    |    |    |    |     |    |     |    |        |   |
| 2/16 | Marist            |     |    |   |   |    |    |    |    |     |    |     |    |        |   |
| 2/16 | Abilene Christian |     |    |   |   |    |    |    |    |     |    |     |    |        |   |
| 2/17 | Houston Christian |     |    |   |   |    |    |    |    |     |    |     |    |        |   |
| 2/18 | Marist            |     |    |   |   |    |    |    |    |     |    |     |    |        |   |
| 2/18 | Abilene Christian |     |    |   |   |    |    |    |    |     |    |     |    |        |   |
| 2/23 | Stephen F. Austin |     |    |   |   |    |    |    |    |     |    |     |    |        |   |
| 2/23 | North Texas       |     |    |   |   |    |    |    |    |     |    |     |    |        |   |
| 2/24 | Stephen F. Austin |     |    |   |   |    |    |    |    |     |    |     |    |        |   |
| 2/24 | North Texas       |     |    |   |   |    |    |    |    |     |    |     |    |        |   |
| 2/25 | Minnesota         |     |    |   |   |    |    |    |    |     |    |     |    |        |   |
| 2/28 | Texas Tech        |     |    |   |   |    |    |    |    |     |    |     |    |        |   |
| 3/1  | Pacific           |     |    |   |   |    |    |    |    |     |    |     |    |        |   |
| 3/1  | Montana           |     |    |   |   |    |    |    |    |     |    |     |    |        |   |
| 3/2  | Toledo            |     |    |   |   |    |    |    |    |     |    |     |    |        |   |
| 3/2  | Grand Canyon      |     |    |   |   |    |    |    |    |     |    |     |    |        |   |
| 3/7  | Cleveland State   |     |    |   |   |    |    |    |    |     |    |     |    |        |   |
| 3/7  | Hawai'i           |     |    |   |   |    |    |    |    |     |    |     |    |        |   |
| 3/8  | UConn             |     |    |   |   |    |    |    |    |     |    |     |    |        |   |
| 3/8  | Hawai'i           |     |    |   |   |    |    |    |    |     |    |     |    |        |   |
| 3/12 | Texas Tech        |     |    |   |   |    |    |    |    |     |    |     |    |        |   |
| 3/12 | Texas Tech        |     |    |   |   |    |    |    |    |     |    |     |    |        |   |
| 3/15 | San José State    |     |    |   |   |    |    |    |    |     |    |     |    |        |   |
| 3/16 | San José State    |     |    |   |   |    |    |    |    |     |    |     |    |        |   |
| 3/17 | San José State    |     |    |   |   |    |    |    |    |     |    |     |    |        |   |
| 3/22 | UNLV              |     |    |   |   |    |    |    |    |     |    |     |    |        |   |
| 3/23 | UNLV              |     |    |   |   |    |    |    |    |     |    |     |    |        |   |
| 3/24 | UNLV              |     |    |   |   |    |    |    |    |     |    |     |    |        |   |
| 3/26 | New Mexico State  |     |    |   |   |    |    |    |    |     |    |     |    |        |   |
| 3/26 | New Mexico State  |     |    |   |   |    |    |    |    |     |    |     |    |        |   |
| 3/28 | Nevada            |     |    |   |   |    |    |    |    |     |    |     |    |        |   |
| 3/29 | Nevada            |     |    |   |   |    |    |    |    |     |    |     |    |        |   |
| 3/30 | Nevada            |     |    |   |   |    |    |    |    |     |    |     |    |        |   |
| 4/3  | San Diego State   |     |    |   |   |    |    |    |    |     |    |     |    |        |   |
| 4/3  | San Diego State   |     |    |   |   |    |    |    |    |     |    |     |    |        |   |
| 4/6  | Colorado State    |     |    |   |   |    |    |    |    |     |    |     |    |        |   |
| 4/7  | Colorado State    |     |    |   |   |    |    |    |    |     |    |     |    |        |   |
| 4/16 | New Mexico State  |     |    |   |   |    |    |    |    |     |    |     |    |        |   |
| 4/19 | Utah State        |     |    |   |   |    |    |    |    |     |    |     |    |        |   |
| 4/20 | Utah State        |     |    |   |   |    |    |    |    |     |    |     |    |        |   |
| 4/21 | Utah State        |     |    |   |   |    |    |    |    |     |    |     |    |        |   |
| 4/26 | Boise State       |     |    |   |   |    |    |    |    |     |    |     |    |        |   |
| 4/27 | Boise State       |     |    |   |   |    |    |    |    |     |    |     |    |        |   |
| 4/28 | Boise State       |     |    |   |   |    |    |    |    |     |    |     |    |        |   |
| 5/2  | Fresno State      |     |    |   |   |    |    |    |    |     |    |     |    |        |   |
| 5/3  | Fresno State      |     |    |   |   |    |    |    |    |     |    |     |    |        |   |
| 5/4  | Fresno State      |     |    |   |   |    |    |    |    |     |    |     |    |        |   |

CAREER STATS

| SEASON | GP | GS | AVG. | AB | R | H | 2B | 3B | HR | RBI | TB | SLG%  | BB | SO | HBP | OB%  | SF | SH | SB-SA | PO | A | E | FLD% |
|--------|----|----|------|----|---|---|----|----|----|-----|----|-------|----|----|-----|------|----|----|-------|----|---|---|------|
| 2021   | 4  | 1  | .500 | 4  | 0 | 2 | 0  | 0  | 0  | 0   | 2  | .500  | 2  | 2  | 0   | .667 | 0  | 0  | 0-0   | 0  | 0 | 0 | .000 |
| 2022   | 5  | 0  | .500 | 4  | 2 | 2 | 0  | 0  | 1  | 4   | 5  | 1.250 | 1  | 0  | 0   | .600 | 0  | 0  | 0-0   | 0  | 0 | 0 | .000 |
| 2023   |    |    |      |    |   |   |    |    |    |     |    |       |    |    |     |      |    |    |       |    |   |   |      |
| 2024   |    |    |      |    |   |   |    |    |    |     |    |       |    |    |     |      |    |    |       |    |   |   |      |
| TOTAL  | 9  | 1  | .500 | 8  | 2 | 4 | 0  | 0  | 1  | 4   | 7  | .875  | 3  | 2  | 0   | .636 | 0  | 0  | 0-0   | 0  | 0 | 0 | .000 |

HIGHLIGHTS

- Hit a pinch-hit 3-run HR at New Mexico on March 22 for her first collegiate HR
- Hit against Tarleton on Feb. 27 ended the game in a run-rule win
- Start was as the designated player against Utah State on May 15, 2021
- Majoring in community health education

THE 2024 LOBOS



13 Elizabeth Baylor

SO • OF • 5-8 • R/R

Richmond, Texas (Churchill Fulshear HS)

SEASON BESTS

|              |   |                        |
|--------------|---|------------------------|
| Hits         | 3 | Marist, 2-16-24        |
| Doubles      |   |                        |
| Triples      |   |                        |
| Home Runs    |   |                        |
| RBI          | 2 | Marist, 2-18-24        |
| Runs         | 2 | Marist, 2-16-24        |
| Walks        | 1 | 3x, last: SFA, 2-24-24 |
| Stolen Bases | 2 | Marist, 2-16-24        |

CAREER BESTS

|              |      |                        |
|--------------|------|------------------------|
| Hits         | Same |                        |
| Doubles      |      |                        |
| Triples      |      |                        |
| Home Runs    |      |                        |
| RBI          | Same |                        |
| Runs         | Same |                        |
| Walks        | 1    | 6x, last: SFA, 2-24-24 |
| Stolen Bases | Same |                        |

STREAKS

|         | Current | Career Best |
|---------|---------|-------------|
| Hitting |         | 2           |
| On-Base |         | 4           |

MULTI-HIT GAMES

|      | 2 | 3 | 4 | 5+ | TOTAL |
|------|---|---|---|----|-------|
| 2023 | 1 | - | - | -  | 1     |
| 2024 |   | 1 |   |    | 1     |

MULTI-RBI GAMES

|      | 2 | 3 | 4 | 5+ | TOTAL |
|------|---|---|---|----|-------|
| 2023 | - | - | - | -  | -     |
| 2024 | 1 |   |   |    | 1     |

| 2024 GAME-BY-GAME |                   |       |    |    |   |    |       |    |    |     |    |     |    |        |     |   |  |
|-------------------|-------------------|-------|----|----|---|----|-------|----|----|-----|----|-----|----|--------|-----|---|--|
| DATE              | OPPONENT          | POS   | AB | R  | H | TB | 2B    | 3B | HR | RBI | BB | HBP | SO | SB-ATT | E   |   |  |
| 2/9               | Tennessee State   | *of   | 3  | 0  | 1 | 1  | 0     | 0  | 0  | 0   | 0  | 0   | 1  | 0-0    | 0   |   |  |
| 2/9               | McNeese           | *of   | 2  | 0  | 0 | 0  | 0     | 0  | 0  | 0   | 0  | 0   | 2  | 0-0    | 0   |   |  |
| 2/10              | Chattanooga       | *of   | 2  | 1  | 1 | 1  | 0     | 0  | 0  | 0   | 0  | 1   | 0  | 0-0    | 0   |   |  |
| 2/10              | Cal               | *of   | 2  | 0  | 0 | 0  | 0     | 0  | 0  | 0   | 0  | 0   | 0  | 0-0    | 0   |   |  |
| 2/11              | Louisiana         | *of   | 2  | 0  | 1 | 1  | 0     | 0  | 0  | 0   | 0  | 0   | 0  | 0-0    | 0   |   |  |
| 2/14              | UTEP              | *of   | 3  | 1  | 1 | 1  | 0     | 0  | 0  | 0   | 0  | 0   | 0  | 0-0    | 0   |   |  |
| 2/14              | UTEP              | *of   | 3  | 0  | 0 | 0  | 0     | 0  | 0  | 0   | 0  | 0   | 0  | 0-0    | 0   |   |  |
| 2/16              | Marist            | *of   | 4  | 2  | 3 | 3  | 0     | 0  | 0  | 0   | 0  | 0   | 0  | 2-2    | 0   |   |  |
| 2/16              | Abilene Christian | *of   | 3  | 0  | 1 | 1  | 0     | 0  | 0  | 0   | 0  | 0   | 1  | 0-0    | 0   |   |  |
| 2/17              | Houston Christian | *of   | 2  | 0  | 0 | 0  | 0     | 0  | 0  | 0   | 1  | 0   | 1  | 0-0    | 0   |   |  |
| 2/18              | Marist            | *of   | 3  | 1  | 1 | 1  | 0     | 0  | 0  | 2   | 1  | 0   | 0  | 0-0    | 0   |   |  |
| 2/18              | Abilene Christian | *of   | 2  | 0  | 0 | 0  | 0     | 0  | 0  | 0   | 0  | 0   | 0  | 0-0    | 0   |   |  |
| 2/23              | Stephen F. Austin | *of   | 3  | 0  | 0 | 0  | 0     | 0  | 0  | 0   | 0  | 0   | 0  | 0-0    | 0   |   |  |
| 2/23              | North Texas       | *of   | 3  | 0  | 0 | 0  | 0     | 0  | 0  | 0   | 0  | 0   | 1  | 0-0    | 0   |   |  |
| 2/24              | Stephen F. Austin | *of   | 1  | 0  | 1 | 1  | 0     | 0  | 0  | 0   | 1  | 0   | 0  | 0-0    | 0   |   |  |
| 2/24              | North Texas       | *of   | 3  | 0  | 0 | 0  | 0     | 0  | 0  | 0   | 0  | 0   | 0  | 0-0    | 0   |   |  |
| 2/25              | Minnesota         | *of   | 3  | 0  | 0 | 0  | 0     | 0  | 0  | 0   | 0  | 0   | 0  | 0-0    | 0   |   |  |
| 2/28              | Texas Tech        | *of   | 2  | 0  | 0 | 0  | 0     | 0  | 0  | 0   | 0  | 0   | 1  | 0-0    | 0   |   |  |
| 3/1               | Pacific           | of    | 1  | 0  | 0 | 0  | 0     | 0  | 0  | 0   | 0  | 0   | 0  | 0-0    | 0   |   |  |
| 3/1               | Montana           |       |    |    |   |    | -DNP- |    |    |     |    |     |    |        |     |   |  |
| 3/2               | Toledo            |       |    |    |   |    | -DNP- |    |    |     |    |     |    |        |     |   |  |
| 3/2               | Grand Canyon      |       |    |    |   |    | -DNP- |    |    |     |    |     |    |        |     |   |  |
| 3/7               | Cleveland State   | *dp   | 3  | 0  | 0 | 0  | 0     | 0  | 0  | 0   | 0  | 0   | 1  | 0-0    | 0   |   |  |
| 3/7               | Hawai'i           |       |    |    |   |    | -DNP- |    |    |     |    |     |    |        |     |   |  |
| 3/8               | UConn             | ph/of | 2  | 0  | 0 | 0  | 0     | 0  | 0  | 0   | 0  | 0   | 0  | 0-0    | 0   |   |  |
| 3/8               | Hawai'i           | *of   | 3  | 0  | 0 | 0  | 0     | 0  | 0  | 0   | 0  | 0   | 0  | 0-0    | 0   |   |  |
|                   |                   |       | 20 | 55 | 5 | 10 | 10    | 0  | 0  | 0   | 2  | 3   | 1  | 8      | 2-2 | 0 |  |

| CAREER STATS |    |    |      |    |   |    |    |    |    |     |    |      |    |    |     |      |    |    |       |    |   |   |       |
|--------------|----|----|------|----|---|----|----|----|----|-----|----|------|----|----|-----|------|----|----|-------|----|---|---|-------|
| SEASON       | GP | GS | AVG. | AB | R | H  | 2B | 3B | HR | RBI | TB | SLG% | BB | SO | HBP | OB%  | SF | SH | SB-SA | PO | A | E | FLD%  |
| 2023         | 21 | 9  | .167 | 24 | 1 | 4  | 0  | 0  | 0  | 1   | 4  | .167 | 3  | 9  | 0   | .259 | 0  | 0  | 1-1   | 19 | 2 | 0 | 1.000 |
| 2024         | 22 | 20 | .182 | 55 | 5 | 10 | 0  | 0  | 0  | 2   | 10 | .182 | 3  | 8  | 1   | .237 | 0  | 0  | 2-2   | 17 | 0 | 0 | 1.000 |
| TOTAL        | 43 | 29 | .197 | 71 | 6 | 14 | 0  | 0  | 0  | 3   | 14 | .197 | 6  | 17 | 1   | .269 | 0  | 0  | 3-3   | 36 | 2 | 0 | 1.000 |

| HIGHLIGHTS   |  |  |  |  |  |  |  |  |  |  |  |
|--|--|--|--|--|--|--|--|--|--|--|--|
| <ul style="list-style-type: none"><li>• Psychology major</li><li>• Played in 21 games with 9 starts, 8 in right field and 1 as DP as a freshman</li><li>• Played for the Houston Power, Aces Express and Texas Bombers.</li><li>• Named to the 4A Second Team All-District and the 5A Second Team All-District and was the school record holder for stolen bases</li></ul> |  |  |  |  |  |  |  |  |  |  |  |

# THE 2024 LOBOS



**14 Taylor Snow**

RS-JR • P • 5-10 • R/R  
Columbia, La.. (Louisiana)

## SEASON BESTS

|           |    |                           |
|-----------|----|---------------------------|
| IP (high) | 71 | North Texas, 2-24-24      |
| H (low)   | 1  | Louisiana, 2-11-24        |
| R (low)   | 0  | Montana, 3-1-24           |
| ER (low)  | 0  | 2x, last: Montana, 3-1-24 |
| BB (low)  | 0  | 4x, last: GCU, 3-2-24     |
| SO (high) | 4  | North Texas, 2-23-24      |
| BF (high) | 26 | North Texas, 2-23-24      |
| NP (high) | 96 | North Texas, 2-23-24      |

## CAREER BESTS (MIN. 3.0 IP)

|           |                             |
|-----------|-----------------------------|
| IP (high) | Same                        |
| H (low)   | 3 North Texas, 2-24-24      |
| R (low)   | 0 3x, last: Montana, 3-1-24 |
| ER (low)  | 0 6x, last: Montana, 3-1-24 |
| BB (low)  | 0 8x, last: GCU, 3-2-24     |
| SO (high) | Same                        |
| BF (high) | 29 CSUB, 2-23-23            |
| NP (high) | 101 CSUB, 2-23-23           |

## PITCHING SUPERLATIVES (MIN. 4.0 IP)

|             | Season | Career |
|-------------|--------|--------|
| 5+ K        |        |        |
| 10+ K       |        |        |
| 1 R or Less | 1      | 5      |
| Shutout     |        |        |

## 2024 GAME-BY-GAME

| DATE  | OPPONENT          | W-L | ERA   | CG | IP   | H  | R  | ER    | BB | SO | 2B | 3B | HR | BF  | HBP |
|-------|-------------------|-----|-------|----|------|----|----|-------|----|----|----|----|----|-----|-----|
| 2/9   | Tennessee St.     |     |       |    |      |    |    | -DNP- |    |    |    |    |    |     |     |
| 2/9   | McNeese           | 0-1 | 16.80 | 0  | 1.2  | 6  | 6  | 4     | 2  | 0  | 2  | 0  | 0  | 12  | 0   |
| 2/10  | Chattanooga       |     |       |    |      |    |    | -DNP- |    |    |    |    |    |     |     |
| 2/10  | Cal               | 0-1 | 21.00 | 0  | 0.1  | 2  | 5  | 1     | 1  | 0  | 0  | 0  | 1  | 6   | 0   |
| 2/11  | Louisiana         | --  | 10.50 | 0  | 1.1  | 1  | 2  | 2     | 1  | 1  | 0  | 0  | 0  | 8   | 0   |
| 2/14  | UTEP              |     |       |    |      |    |    | -DNP- |    |    |    |    |    |     |     |
| 2/14  | UTEP              | --  | 10.50 | 0  | 0.2  | 2  | 1  | 1     | 0  | 0  | 1  | 0  | 0  | 4   | 0   |
| 2/16  | Marist            |     |       |    |      |    |    | -DNP- |    |    |    |    |    |     |     |
| 2/16  | Abilene Christian | 0-1 | 7.64  | 0  | 3.2  | 7  | 4  | 4     | 1  | 1  | 3  | 0  | 1  | 19  | 0   |
| 2/17  | Houston Christian |     |       |    |      |    |    | -DNP- |    |    |    |    |    |     |     |
| 2/18  | Marist            | 1-0 | 4.20  | 0  | 1.2  | 3  | 1  | 1     | 2  | 1  | 0  | 0  | 1  | 11  | 0   |
| 2/18  | Abilene Christian |     |       |    |      |    |    | -DNP- |    |    |    |    |    |     |     |
| 2/23  | Stephen F. Austin |     |       |    |      |    |    | -DNP- |    |    |    |    |    |     |     |
| 2/23  | North Texas       | 0-1 | 3.50  | 1  | 6.0  | 7  | 3  | 3     | 2  | 4  | 0  | 0  | 0  | 26  | 0   |
| 2/24  | Stephen F. Austin |     |       |    |      |    |    | -DNP- |    |    |    |    |    |     |     |
| 2/24  | North Texas       | 0-1 | 0.00  | 1  | 7.1  | 2  | 1  | 0     | 0  | 2  | 1  | 0  | 0  | 25  | 0   |
| 2/25  | Minnesota         | --  | 21.00 | 0  | 1.1  | 4  | 5  | 4     | 3  | 0  | 1  | 1  | 0  | 12  | 0   |
| 2/28  | Texas Tech        | --  | 7.00  | 0  | 3.0  | 5  | 4  | 3     | 2  | 0  | 1  | 0  | 2  | 18  | 1   |
| 3/1   | Pacific           | 0-1 | 10.50 | 0  | 2.0  | 4  | 3  | 3     | 0  | 0  | 2  | 0  | 0  | 11  | 1   |
| 3/1   | Montana           | 1-0 | 0.00  | 0  | 3.2  | 3  | 0  | 0     | 1  | 1  | 0  | 0  | 0  | 14  | 0   |
| 3/2   | Toledo            |     |       |    |      |    |    | -DNP- |    |    |    |    |    |     |     |
| 3/2   | Grand Canyon      | 0-1 | 7.00  | 0  | 3.0  | 4  | 3  | 3     | 0  | 1  | 2  | 1  | 0  | 13  | 0   |
| 3/7   | Cleveland State   |     |       |    |      |    |    | -DNP- |    |    |    |    |    |     |     |
| 3/7   | Hawai'i           | 0-1 | 2.33  | 1  | 6.0  | 5  | 3  | 2     | 1  | 0  | 1  | 0  | 1  | 25  | 0   |
| 3/8   | UConn             |     |       |    |      |    |    | -DNP- |    |    |    |    |    |     |     |
| 3/8   | Hawai'i           |     |       |    |      |    |    | -DNP- |    |    |    |    |    |     |     |
| 3/12  | Texas Tech        |     |       |    |      |    |    |       |    |    |    |    |    |     |     |
| 3/12  | Texas Tech        |     |       |    |      |    |    |       |    |    |    |    |    |     |     |
| 3/15  | San José State    |     |       |    |      |    |    |       |    |    |    |    |    |     |     |
| 3/16  | San José State    |     |       |    |      |    |    |       |    |    |    |    |    |     |     |
| 3/17  | San José State    |     |       |    |      |    |    |       |    |    |    |    |    |     |     |
| 3/122 | UNLV              |     |       |    |      |    |    |       |    |    |    |    |    |     |     |
| 3/23  | UNLV              |     |       |    |      |    |    |       |    |    |    |    |    |     |     |
| 3/24  | UNLV              |     |       |    |      |    |    |       |    |    |    |    |    |     |     |
| 3/26  | New Mexico State  |     |       |    |      |    |    |       |    |    |    |    |    |     |     |
| 3/26  | New Mexico State  |     |       |    |      |    |    |       |    |    |    |    |    |     |     |
| 3/28  | Nevada            |     |       |    |      |    |    |       |    |    |    |    |    |     |     |
| 3/29  | Nevada            |     |       |    |      |    |    |       |    |    |    |    |    |     |     |
| 3/30  | Nevada            |     |       |    |      |    |    |       |    |    |    |    |    |     |     |
| 4/3   | San Diego State   |     |       |    |      |    |    |       |    |    |    |    |    |     |     |
| 4/3   | San Diego State   |     |       |    |      |    |    |       |    |    |    |    |    |     |     |
| 4/6   | Colorado State    |     |       |    |      |    |    |       |    |    |    |    |    |     |     |
| 4/7   | Colorado State    |     |       |    |      |    |    |       |    |    |    |    |    |     |     |
| 4/16  | New Mexico State  |     |       |    |      |    |    |       |    |    |    |    |    |     |     |
| 4/19  | Utah State        |     |       |    |      |    |    |       |    |    |    |    |    |     |     |
| 4/20  | Utah State        |     |       |    |      |    |    |       |    |    |    |    |    |     |     |
| 4/21  | Utah State        |     |       |    |      |    |    |       |    |    |    |    |    |     |     |
| 4/26  | Boise State       |     |       |    |      |    |    |       |    |    |    |    |    |     |     |
| 4/27  | Boise State       |     |       |    |      |    |    |       |    |    |    |    |    |     |     |
| 4/28  | Boise State       |     |       |    |      |    |    |       |    |    |    |    |    |     |     |
| 5/2   | Fresno State      |     |       |    |      |    |    |       |    |    |    |    |    |     |     |
| 5/3   | Fresno State      |     |       |    |      |    |    |       |    |    |    |    |    |     |     |
| 5/4   | Fresno State      |     |       |    |      |    |    |       |    |    |    |    |    |     |     |
|       |                   | 2-8 | 5.21  | 3  | 41.2 | 56 | 41 | 31    | 16 | 11 | 14 | 2  | 6  | 204 | 2   |

## CAREER STATS

| SEASON | GS | APP | CG | W-L  | ERA  | SHO | SV | IP    | H   | R   | ER | BB | SO | 2B | 3B | HR | BF  | NP-STK    | WP | HBP | PO | A  | E | FLD% |
|--------|----|-----|----|------|------|-----|----|-------|-----|-----|----|----|----|----|----|----|-----|-----------|----|-----|----|----|---|------|
| 2023   | 14 | 29  | 2  | 5-10 | 4.86 | 0   | 0  | 90.2  | 128 | 83  | 63 | 29 | 28 | 27 | 2  | 13 | 441 | 1547-917  | 3  | 10  | 0  | 12 | 1 | .923 |
| 2024   | 7  | 14  | 3  | 2-8  | 5.21 | 0   | 0  | 41.2  | 56  | 41  | 31 | 16 | 11 | 14 | 2  | 6  | 217 | 691-413   | 2  | 2   | 0  | 9  | 1 | .900 |
| TOTAL  | 21 | 43  | 5  | 7-18 | 4.97 | 0   | 0  | 132.1 | 184 | 124 | 94 | 45 | 39 | 41 | 4  | 19 | 658 | 2238-1330 | 5  | 10  | 0  | 21 | 2 | .913 |

## HIGHLIGHTS

- Majoring in psychology
- First collegiate start came at LSU
- First signee for Coach Dickson and staff (signed June 17, 2022)
- Redshirted at Louisiana
- Was a three-time first team all-state and all-district pitcher and pitched the Tigers to three consecutive state championship game appearances, earning the title her freshman season



Burlingame, Calif. (Aragon HS)

|           |     |                           |
|-----------|-----|---------------------------|
| IP (high) | 3.1 | Montana, 3-1-24           |
| H (low)   | 0   | 2x, last: UConn, 3-8-24   |
| R (low)   | 0   | 2x, last: UConn, 3-8-24   |
| ER (low)  | 0   | 2x, last: UConn, 3-8-24   |
| BB (low)  | 0   | 4x, last: Hawai'i, 3-8-24 |
| SO (high) | 2   | 3x, last: UConn, 3-8-24   |
| BF (high) | 14  | Montana, 3-1-24           |
| NP (high) | 64  | Montana, 3-1-24           |

|           |    |                     |
|-----------|----|---------------------|
| IP (high) |    | Same                |
| H (low)   | 2  | Texas Tech, 2-28-24 |
| R (low)   | 2  | Texas Tech, 2-28-24 |
| ER (low)  | 2  | Texas Tech, 2-28-24 |
| BB (low)  | 1  | Texas Tech, 2-28-24 |
| SO (high) |    |                     |
| BF (high) | 11 | Texas Tech, 2-28-24 |
| NP (high) | 35 | Texas Tech, 2-28-24 |

|             | Season | Career |
|-------------|--------|--------|
| 5+ K        |        |        |
| 10+ K       |        |        |
| 1 R or Less |        |        |
| Shutout     |        |        |

[illegible]

| SEASON | GS | APP | CG | W-L | ERA  | SHO | SV | IP   | H  | R | ER | BB | SO | 2B | 3B | HR | BF | NP-STK  | WP | HBP | PO | A | E | FLD%  |
|--------|----|-----|----|-----|------|-----|----|------|----|---|----|----|----|----|----|----|----|---------|----|-----|----|---|---|-------|
| 2024   | 1  | 7   | 0  | 0-0 | 4.10 | 0   | 0  | 13.2 | 14 | 8 | 8  | 4  | 7  | 2  | 2  | 4  | 57 | 227-133 | 0  | 0   | 1  | 3 | 0 | 1.000 |
| TOTAL  | 1  | 7   | 0  | 0-0 | 4.10 | 0   | 0  | 13.2 | 14 | 8 | 8  | 4  | 7  | 2  | 2  | 4  | 57 | 227-133 | 0  | 0   | 1  | 3 | 0 | 1.000 |

- First collegiate start was against Montana
- Majoring in business administration
- Played for Warrior Academy
- Wore 16 since she started playing softball at age 7



# THE 2024 LOBOS



**17 Amber Linton**

SR • P • 6-0 • R/R

Franklin, Ind. (Indiana)

## SEASON BESTS

|           |     |                           |
|-----------|-----|---------------------------|
| IP (high) | 51  | UTEP, 2-14-24             |
| H (low)   | 1   | Marist, 2-16-24           |
| R (low)   | 0   | Marist, 2-16-24           |
| ER (low)  | 0   | Marist, 2-16-24           |
| BB (low)  | 1   | 2x, last: Marist, 2-16-24 |
| SO (high) | 5   | 2x, last: UTEP, 2-14-24   |
| BF (high) | 26  | UTEP, 2-14-24             |
| NP (high) | 108 | UTEP, 2-14-24             |

## CAREER BESTS (MIN. 3.0 IP)

|           |      |                           |
|-----------|------|---------------------------|
| IP (high) | 11.0 | UTEP, 3-1-23              |
| H (low)   | 0    | Boise State, 5-8-22       |
| R (low)   | 0    | 5x, last: SJSU, 3-25-23   |
| ER (low)  | 0    | 7x, last: SJSU, 3-25-23   |
| BB (low)  | 0    | 5x, last: Nevada, 4-28-23 |
| SO (high) | 14   | Utah State, 3-17-23       |
| BF (high) | 48   | UTEP, 3-1-23              |
| NP (high) | 201  | Utah State, 3-17-23       |

## PITCHING SUPERLATIVES (MIN. 4.0 IP)

|             | Season | Career |
|-------------|--------|--------|
| 5+ K        | 1      | 28     |
| 10+ K       |        | 5      |
| 1 R or Less |        | 10     |
| Shutout     |        | 3      |

## 2024 GAME-BY-GAME

| DATE  | OPPONENT          | W-L | ERA   | CG | IP   | H  | R  | ER    | BB | SO | 2B | 3B | HR | BF  | HBP |
|-------|-------------------|-----|-------|----|------|----|----|-------|----|----|----|----|----|-----|-----|
| 2/9   | Tennessee St.     | --  | 14.00 | 0  | 3.0  | 5  | 6  | 6     | 5  | 1  | 0  | 0  | 0  | 20  | 1   |
| 2/9   | McNeese           | --  | 3.00  | 0  | 2.1  | 2  | 3  | 1     | 4  | 0  | 2  | 0  | 0  | 14  | 0   |
| 2/10  | Chattanooga       | --  | 2.80  | 0  | 5.0  | 7  | 3  | 2     | 2  | 3  | 1  | 0  | 1  | 24  | 0   |
| 2/10  | Cal               | --  | 10.50 | 0  | 2.0  | 6  | 3  | 3     | 1  | 2  | 0  | 0  | 1  | 11  | 0   |
| 2/11  | Louisiana         | --  | 21.00 | 0  | 1.0  | 3  | 4  | 3     | 4  | 1  | 1  | 0  | 0  | 10  | 0   |
| 2/14  | UTEP              |     |       |    |      |    |    | -DNP- |    |    |    |    |    |     |     |
| 2/14  | UTEP              | 0-1 | 3.94  | 0  | 5.1  | 6  | 3  | 3     | 5  | 2  | 0  | 0  | 0  | 26  | 1   |
| 2/16  | Marist            | --  | 0.00  | 0  | 1.0  | 1  | 0  | 0     | 1  | 2  | 0  | 0  | 0  | 5   | 0   |
| 2/16  | Abilene Christian |     |       |    |      |    |    | -DNP- |    |    |    |    |    |     |     |
| 2/17  | Houston Christian |     |       |    |      |    |    | -DNP- |    |    |    |    |    |     |     |
| 2/18  | Marist            |     |       |    |      |    |    | -DNP- |    |    |    |    |    |     |     |
| 2/18  | Abilene Christian |     |       |    |      |    |    | -DNP- |    |    |    |    |    |     |     |
| 2/23  | Stephen F. Austin |     |       |    |      |    |    | -DNP- |    |    |    |    |    |     |     |
| 2/23  | North Texas       |     |       |    |      |    |    | -DNP- |    |    |    |    |    |     |     |
| 2/24  | Stephen F. Austin |     |       |    |      |    |    | -DNP- |    |    |    |    |    |     |     |
| 2/24  | North Texas       |     |       |    |      |    |    | -DNP- |    |    |    |    |    |     |     |
| 2/25  | Minnesota         |     |       |    |      |    |    | -DNP- |    |    |    |    |    |     |     |
| 2/28  | Texas Tech        |     |       |    |      |    |    | -DNP- |    |    |    |    |    |     |     |
| 3/1   | Pacific           |     |       |    |      |    |    | -DNP- |    |    |    |    |    |     |     |
| 3/1   | Montana           |     |       |    |      |    |    | -DNP- |    |    |    |    |    |     |     |
| 3/2   | Toledo            |     |       |    |      |    |    | -DNP- |    |    |    |    |    |     |     |
| 3/2   | Grand Canyon      |     |       |    |      |    |    | -DNP- |    |    |    |    |    |     |     |
| 3/7   | Cleveland State   |     |       |    |      |    |    | -DNP- |    |    |    |    |    |     |     |
| 3/7   | Hawai'i           |     |       |    |      |    |    | -DNP- |    |    |    |    |    |     |     |
| 3/8   | UConn             |     |       |    |      |    |    | -DNP- |    |    |    |    |    |     |     |
| 3/8   | Hawai'i           |     |       |    |      |    |    | -DNP- |    |    |    |    |    |     |     |
| 3/12  | Texas Tech        |     |       |    |      |    |    |       |    |    |    |    |    |     |     |
| 3/12  | Texas Tech        |     |       |    |      |    |    |       |    |    |    |    |    |     |     |
| 3/15  | San José State    |     |       |    |      |    |    |       |    |    |    |    |    |     |     |
| 3/16  | San José State    |     |       |    |      |    |    |       |    |    |    |    |    |     |     |
| 3/17  | San José State    |     |       |    |      |    |    |       |    |    |    |    |    |     |     |
| 3/122 | UNLV              |     |       |    |      |    |    |       |    |    |    |    |    |     |     |
| 3/23  | UNLV              |     |       |    |      |    |    |       |    |    |    |    |    |     |     |
| 3/24  | UNLV              |     |       |    |      |    |    |       |    |    |    |    |    |     |     |
| 3/26  | New Mexico State  |     |       |    |      |    |    |       |    |    |    |    |    |     |     |
| 3/26  | New Mexico State  |     |       |    |      |    |    |       |    |    |    |    |    |     |     |
| 3/28  | Nevada            |     |       |    |      |    |    |       |    |    |    |    |    |     |     |
| 3/29  | Nevada            |     |       |    |      |    |    |       |    |    |    |    |    |     |     |
| 3/30  | Nevada            |     |       |    |      |    |    |       |    |    |    |    |    |     |     |
| 4/3   | San Diego State   |     |       |    |      |    |    |       |    |    |    |    |    |     |     |
| 4/3   | San Diego State   |     |       |    |      |    |    |       |    |    |    |    |    |     |     |
| 4/6   | Colorado State    |     |       |    |      |    |    |       |    |    |    |    |    |     |     |
| 4/7   | Colorado State    |     |       |    |      |    |    |       |    |    |    |    |    |     |     |
| 4/16  | New Mexico State  |     |       |    |      |    |    |       |    |    |    |    |    |     |     |
| 4/19  | Utah State        |     |       |    |      |    |    |       |    |    |    |    |    |     |     |
| 4/20  | Utah State        |     |       |    |      |    |    |       |    |    |    |    |    |     |     |
| 4/21  | Utah State        |     |       |    |      |    |    |       |    |    |    |    |    |     |     |
| 4/26  | Boise State       |     |       |    |      |    |    |       |    |    |    |    |    |     |     |
| 4/27  | Boise State       |     |       |    |      |    |    |       |    |    |    |    |    |     |     |
| 4/28  | Boise State       |     |       |    |      |    |    |       |    |    |    |    |    |     |     |
| 5/2   | Fresno State      |     |       |    |      |    |    |       |    |    |    |    |    |     |     |
| 5/3   | Fresno State      |     |       |    |      |    |    |       |    |    |    |    |    |     |     |
| 5/4   | Fresno State      |     |       |    |      |    |    |       |    |    |    |    |    |     |     |
|       |                   | 0-1 | 6.41  | 0  | 19.2 | 30 | 22 | 18    | 20 | 18 | 7  | 0  | 2  | 110 | 2   |

## CAREER STATS

| SEASON | GS | APP | CG | W-L   | ERA  | SHO | SV | IP    | H   | R   | ER  | BB  | SO  | 2B | 3B | HR | BF   | NP-STK    | WP |
|--------|----|-----|----|-------|------|-----|----|-------|-----|-----|-----|-----|-----|----|----|----|------|-----------|----|
| 2021   | 4  | 19  | 0  | 4-3   | 3.79 | 0   | 0  | 44.1  | 52  | 33  | 24  | 24  | 21  | 12 | 2  | 2  | 214  | 159-82    | 1  |
| 2022   | 27 | 38  | 7  | 12-14 | 4.02 | 0   | 3  | 156.2 | 181 | 125 | 90  | 73  | 156 | 22 | 4  | 6  | 779  | 2512-1503 | 11 |
| 2023   | 25 | 32  | 14 | 11-13 | 3.71 | 3   | 1  | 158.2 | 171 | 103 | 84  | 70  | 164 | 33 | 1  | 12 | 742  | 3086-1844 | 4  |
| 2024   | 2  | 7   | 0  | 0-1   | 6.41 | 0   | 0  | 19.2  | 30  | 22  | 18  | 20  | 18  | 7  | 0  | 2  | 110  | 470-263   | 1  |
| TOTAL  | 57 | 94  | 21 | 27-30 | 3.98 | 3   | 4  | 373.0 | 427 | 280 | 212 | 183 | 352 | 72 | 7  | 22 | 1814 | 6227-3692 | 17 |

## HIGHLIGHTS

- 2 highest strikeouts per game in program history: 7.24 strikeouts per game in 2023 was the single-season program record, breaking her own record of 6.97 she set in 2022
- 156 strikeouts in 2022 were the 6th most in a single-season in program history; 164 in 2023 were the 5th most in a single-season.
- Named MW Pitcher of the Week on March 1, 2022
- Pitched a team-high 158.2 innings with team-high 14 complete games and 3 shutouts last season
- 105 strikeouts from setting the career program record
- Accounting major

THE 2024 LOBOS



18 Grace Rana

SO • C • 5-6 • R/R  
Queen Creek, Ariz. (Queen Creek HS)

SEASON BESTS

|              |   |                 |
|--------------|---|-----------------|
| Hits         | 1 | ACU, 2-18-24    |
| Doubles      |   |                 |
| Triples      |   |                 |
| Home Runs    |   |                 |
| RBI          | 1 | Marist, 2-16-24 |
| Runs         |   |                 |
| Walks        | 1 | Marist, 2-18-24 |
| Stolen Bases |   |                 |

CAREER BESTS

|              |                             |
|--------------|-----------------------------|
| Hits         | Same                        |
| Doubles      |                             |
| Triples      |                             |
| Home Runs    |                             |
| RBI          | Same                        |
| Runs         | 1 6x, last: Nevada, 4-28-23 |
| Walks        | Same                        |
| Stolen Bases | 1 Oregon State 2-11-23      |

STREAKS

|         | Current | Career Best |
|---------|---------|-------------|
| Hitting |         | 1           |
| On-Base |         | 2           |

MULTI-HIT GAMES

|      | 2 | 3 | 4 | 5+ | TOTAL |
|------|---|---|---|----|-------|
| 2023 | - | - | - | -  | 0     |
| 2024 |   |   |   |    |       |

MULTI-RBI GAMES

|      | 2 | 3 | 4 | 5+ | TOTAL |
|------|---|---|---|----|-------|
| 2023 | - | - | - | -  | 0     |
| 2024 |   |   |   |    |       |

2024 GAME-BY-GAME

| DATE | OPPONENT          | POS  | AB | R | H | TB | 2B    | 3B | HR | RBI | BB | HBP | SO | SB-ATT | E     |
|------|-------------------|------|----|---|---|----|-------|----|----|-----|----|-----|----|--------|-------|
| 2/9  | Tennessee State   |      |    |   |   |    | -DNP- |    |    |     |    |     |    |        |       |
| 2/9  | McNeese           |      |    |   |   |    | -DNP- |    |    |     |    |     |    |        |       |
| 2/10 | Chattanooga       |      |    |   |   |    | -DNP- |    |    |     |    |     |    |        |       |
| 2/10 | Cal               |      |    |   |   |    | -DNP- |    |    |     |    |     |    |        |       |
| 2/11 | Louisiana         |      |    |   |   |    | -DNP- |    |    |     |    |     |    |        |       |
| 2/14 | UTEP              |      |    |   |   |    | -DNP- |    |    |     |    |     |    |        |       |
| 2/14 | UTEP              |      |    |   |   |    | -DNP- |    |    |     |    |     |    |        |       |
| 2/16 | Marist            | *c   | 1  | 0 | 0 | 0  | 0     | 0  | 0  | 1   | 0  | 0   | 0  | 0-0    | 0     |
| 2/16 | Abilene Christian |      |    |   |   |    | -DNP- |    |    |     |    |     |    |        |       |
| 2/17 | Houston Christian |      |    |   |   |    | -DNP- |    |    |     |    |     |    |        |       |
| 2/18 | Marist            | ph/c | 1  | 0 | 0 | 0  | 0     | 0  | 0  | 0   | 1  | 1   | 0  | 0-0    | 0     |
| 2/18 | Abilene Christian | *c   | 2  | 0 | 1 | 1  | 0     | 0  | 0  | 0   | 0  | 0   | 0  | 0-0    | 1     |
| 2/23 | Stephen F. Austin |      |    |   |   |    | -DNP- |    |    |     |    |     |    |        |       |
| 2/23 | North Texas       |      |    |   |   |    | -DNP- |    |    |     |    |     |    |        |       |
| 2/24 | Stephen F. Austin |      |    |   |   |    | -DNP- |    |    |     |    |     |    |        |       |
| 2/24 | North Texas       | ph   | 1  | 0 | 0 | 0  | 0     | 0  | 0  | 0   | 0  | 0   | 1  | 0-0    | 0     |
| 2/25 | Minnesota         |      |    |   |   |    | -DNP- |    |    |     |    |     |    |        |       |
| 2/28 | Texas Tech        |      |    |   |   |    | -DNP- |    |    |     |    |     |    |        |       |
| 3/1  | Pacific           | pr   | 0  | 0 | 0 | 0  | 0     | 0  | 0  | 0   | 0  | 0   | 0  | 0-0    | 0     |
| 3/1  | Montana           |      |    |   |   |    | -DNP- |    |    |     |    |     |    |        |       |
| 3/2  | Toledo            | pr   | 0  | 0 | 0 | 0  | 0     | 0  | 0  | 0   | 0  | 0   | 0  | 0-0    | 0     |
| 3/2  | Grand Canyon      | *c   | 2  | 0 | 0 | 0  | 0     | 0  | 0  | 0   | 0  | 0   | 0  | 0-0    | 0     |
| 3/7  | Cleveland State   |      |    |   |   |    | -DNP- |    |    |     |    |     |    |        |       |
| 3/7  | Hawai'i           |      |    |   |   |    | -DNP- |    |    |     |    |     |    |        |       |
| 3/8  | UConn             |      |    |   |   |    | -DNP- |    |    |     |    |     |    |        |       |
| 3/8  | Hawai'i           |      |    |   |   |    | -DNP- |    |    |     |    |     |    |        |       |
| 3/12 | Texas Tech        |      |    |   |   |    |       |    |    |     |    |     |    |        |       |
| 3/12 | Texas Tech        |      |    |   |   |    |       |    |    |     |    |     |    |        |       |
| 3/15 | San José State    |      |    |   |   |    |       |    |    |     |    |     |    |        |       |
| 3/16 | San José State    |      |    |   |   |    |       |    |    |     |    |     |    |        |       |
| 3/17 | San José State    |      |    |   |   |    |       |    |    |     |    |     |    |        |       |
| 3/22 | UNLV              |      |    |   |   |    |       |    |    |     |    |     |    |        |       |
| 3/23 | UNLV              |      |    |   |   |    |       |    |    |     |    |     |    |        |       |
| 3/24 | UNLV              |      |    |   |   |    |       |    |    |     |    |     |    |        |       |
| 3/26 | New Mexico State  |      |    |   |   |    |       |    |    |     |    |     |    |        |       |
| 3/26 | New Mexico State  |      |    |   |   |    |       |    |    |     |    |     |    |        |       |
| 3/28 | Nevada            |      |    |   |   |    |       |    |    |     |    |     |    |        |       |
| 3/29 | Nevada            |      |    |   |   |    |       |    |    |     |    |     |    |        |       |
| 3/30 | Nevada            |      |    |   |   |    |       |    |    |     |    |     |    |        |       |
| 4/3  | San Diego State   |      |    |   |   |    |       |    |    |     |    |     |    |        |       |
| 4/3  | San Diego State   |      |    |   |   |    |       |    |    |     |    |     |    |        |       |
| 4/6  | Colorado State    |      |    |   |   |    |       |    |    |     |    |     |    |        |       |
| 4/7  | Colorado State    |      |    |   |   |    |       |    |    |     |    |     |    |        |       |
| 4/16 | New Mexico State  |      |    |   |   |    |       |    |    |     |    |     |    |        |       |
| 4/19 | Utah State        |      |    |   |   |    |       |    |    |     |    |     |    |        |       |
| 4/20 | Utah State        |      |    |   |   |    |       |    |    |     |    |     |    |        |       |
| 4/21 | Utah State        |      |    |   |   |    |       |    |    |     |    |     |    |        |       |
| 4/26 | Boise State       |      |    |   |   |    |       |    |    |     |    |     |    |        |       |
| 4/27 | Boise State       |      |    |   |   |    |       |    |    |     |    |     |    |        |       |
| 4/28 | Boise State       |      |    |   |   |    |       |    |    |     |    |     |    |        |       |
| 5/2  | Fresno State      |      |    |   |   |    |       |    |    |     |    |     |    |        |       |
| 5/3  | Fresno State      |      |    |   |   |    |       |    |    |     |    |     |    |        |       |
| 5/4  | Fresno State      |      |    |   |   |    |       |    |    |     |    |     |    |        |       |
|      |                   |      | 3  | 7 | 0 | 1  | 1     | 0  | 0  | 0   | 1  | 1   | 1  | 1      | 0-0 1 |

CAREER STATS

| SEASON | GP | GS | AVG. | AB | R | H | 2B | 3B | HR | RBI | TB | SLG% | BB | SO | HBP | OB%  | SF | SH | SB-SA | PO | A | E | FLD% |
|--------|----|----|------|----|---|---|----|----|----|-----|----|------|----|----|-----|------|----|----|-------|----|---|---|------|
| 2023   | 20 | 0  | .000 | 1  | 6 | 0 | 0  | 0  | 0  | 0   | 0  | .000 | 0  | 0  | 0   | .000 | 0  | 0  | 1-1   | 0  | 0 | 0 | .000 |
| 2024   | 7  | 3  | .143 | 7  | 0 | 1 | 0  | 0  | 0  | 1   | 1  | .143 | 1  | 1  | 1   | .333 | 0  | 1  | 0-0   | 16 | 0 | 1 | .941 |
| TOTAL  | 27 | 3  | .125 | 8  | 6 | 1 | 0  | 0  | 0  | 1   | 1  | .125 | 1  | 1  | 1   | .300 | 0  | 1  | 1-1   | 16 | 0 | 1 | .941 |

HIGHLIGHTS

- Psychology major
- Appeared in 20 games, primarily as a pinch runner
- Made first career start and recorded first career hit against Marist on Feb. 16
- At-bat came against Boise State on April 7, 2023
- Named to the All-Region Second Team in 2019
- Played for the AZ Hotshots- Delsante



# THE 2024 LOBOS



**20 Emma Bramson**

JR • INF • 5-7 • R/R

Valencia, Calif. (Valencia HS)

## SEASON BESTS

|              |   |                            |
|--------------|---|----------------------------|
| Hits         | 2 | 3x, last: SFA, 2-24-24     |
| Doubles      | 1 | HCU, 2-17-24               |
| Triples      | 1 | McNeese, 2-9-24            |
| Home Runs    |   |                            |
| RBI          | 2 | 2x, last: SFA, 2-23-24     |
| Runs         | 1 | 10x, last: Hawai'i, 3-8-24 |
| Walks        | 1 | 3x, last: Marist, 2-18-24  |
| Stolen Bases | 2 | Marist, 2-16-24            |

## CAREER BESTS

|              |   |                               |
|--------------|---|-------------------------------|
| Hits         | 4 | Utah State, 3-19-23           |
| Doubles      | 2 | Utah State, 3-19-23           |
| Triples      |   |                               |
| Home Runs    | 2 | UC Santa Barbara, 3-3-22      |
| RBI          | 5 | UC Santa Barbara, 3-3-22      |
| Runs         | 4 | Utah State, 3-19-23           |
| Walks        | 3 | 2x, last: Utah State, 3-17-23 |
| Stolen Bases | 2 | Marist, 2-16-24               |

## STREAKS

|         | Current | Career Best |
|---------|---------|-------------|
| Hitting | 2       | 8           |
| On-Base | 2       | 8           |

## MULTI-HIT GAMES

|      | 2 | 3 | 4 | 5+ | TOTAL |
|------|---|---|---|----|-------|
| 2022 | 9 | 1 | - | -  | 10    |
| 2023 | 5 | 1 | 1 | -  | 7     |
| 2024 | 3 |   |   |    | 3     |

## MULTI-RBI GAMES

|      | 2 | 3 | 4 | 5+ | TOTAL |
|------|---|---|---|----|-------|
| 2022 | 3 | - | - | 1  | 4     |
| 2023 | 1 | - | - | -  | 1     |
| 2024 | 2 |   |   |    | 2     |

## 2024 GAME-BY-GAME

| DATE | OPPONENT          | POS    | AB | R  | H  | TB | 2B | 3B | HR | RBI | BB | HBP | SO | SB-ATT | E     |
|------|-------------------|--------|----|----|----|----|----|----|----|-----|----|-----|----|--------|-------|
| 2/9  | Tennessee State   | *3b    | 4  | 0  | 0  | 0  | 0  | 0  | 0  | 0   | 0  | 0   | 2  | 0-0    | 0     |
| 2/9  | McNeese           | *3b    | 2  | 1  | 2  | 4  | 0  | 1  | 0  | 0   | 1  | 0   | 0  | 0-0    | 1     |
| 2/10 | Chattanooga       | *3b/dp | 2  | 0  | 1  | 1  | 0  | 0  | 0  | 2   | 0  | 0   | 0  | 0-0    | 1     |
| 2/10 | Cal               | *of    | 2  | 1  | 2  | 2  | 0  | 0  | 0  | 0   | 0  | 0   | 0  | 0-0    | 0     |
| 2/11 | Louisiana         | *of    | 2  | 0  | 1  | 1  | 0  | 0  | 0  | 1   | 0  | 0   | 0  | 0-0    | 1     |
| 2/14 | UTEP              | *dp    | 3  | 0  | 1  | 1  | 0  | 0  | 0  | 0   | 0  | 0   | 0  | 1-1    | 0     |
| 2/14 | UTEP              | *dp    | 3  | 1  | 1  | 1  | 0  | 0  | 0  | 0   | 0  | 0   | 0  | 1-1    | 0     |
| 2/16 | Marist            | *dp    | 3  | 1  | 0  | 0  | 0  | 0  | 0  | 1   | 0  | 1   | 0  | 2-2    | 0     |
| 2/16 | Abilene Christian | *dp    | 4  | 1  | 0  | 0  | 0  | 0  | 0  | 0   | 0  | 0   | 0  | 0-0    | 0     |
| 2/17 | Houston Christian | *dp    | 3  | 1  | 1  | 2  | 1  | 0  | 0  | 0   | 1  | 0   | 0  | 0-0    | 0     |
| 2/18 | Marist            | *dp    | 3  | 1  | 0  | 0  | 0  | 0  | 0  | 0   | 1  | 0   | 0  | 0-0    | 0     |
| 2/18 | Abilene Christian | *3b/dp | 2  | 0  | 0  | 0  | 0  | 0  | 0  | 0   | 0  | 0   | 0  | 0-0    | 1     |
| 2/23 | Stephen F. Austin | *dp    | 3  | 0  | 1  | 1  | 0  | 0  | 0  | 2   | 0  | 1   | 0  | 0-0    | 0     |
| 2/23 | North Texas       | *of/dp | 3  | 0  | 0  | 0  | 0  | 0  | 0  | 0   | 0  | 0   | 0  | 0-0    | 0     |
| 2/24 | Stephen F. Austin | *dp/lb | 2  | 1  | 2  | 2  | 0  | 0  | 0  | 0   | 0  | 0   | 0  | 0-0    | 0     |
| 2/24 | North Texas       | *lb    | 2  | 0  | 0  | 0  | 0  | 0  | 0  | 0   | 0  | 0   | 0  | 0-0    | 0     |
| 2/25 | Minnesota         | *lb    | 2  | 0  | 1  | 1  | 0  | 0  | 0  | 0   | 0  | 0   | 0  | 0-0    | 0     |
| 2/28 | Texas Tech        | *lb    | 3  | 0  | 0  | 0  | 0  | 0  | 0  | 0   | 0  | 0   | 2  | 0-0    | 0     |
| 3/1  | Pacific           | *lb    | 4  | 0  | 0  | 0  | 0  | 0  | 0  | 0   | 0  | 0   | 1  | 0-0    | 0     |
| 3/1  | Montana           | *lb    | 2  | 0  | 1  | 1  | 0  | 0  | 0  | 0   | 0  | 0   | 0  | 0-0    | 0     |
| 3/2  | Toledo            | *lb    | 3  | 1  | 1  | 1  | 0  | 0  | 0  | 0   | 0  | 0   | 0  | 0-0    | 0     |
| 3/2  | Grand Canyon      | *lb    | 3  | 0  | 1  | 1  | 0  | 0  | 0  | 0   | 0  | 0   | 0  | 0-0    | 0     |
| 3/7  | Cleveland State   | *lb    | 4  | 0  | 1  | 1  | 0  | 0  | 0  | 0   | 0  | 0   | 0  | 0-0    | 0     |
| 3/7  | Hawai'i           | *lb    | 3  | 0  | 0  | 0  | 0  | 0  | 0  | 0   | 0  | 0   | 0  | 0-0    | 0     |
| 3/8  | UConn             | *lb    | 3  | 0  | 1  | 1  | 0  | 0  | 0  | 0   | 0  | 0   | 0  | 0-0    | 0     |
| 3/8  | Hawai'i           | *lb    | 3  | 1  | 1  | 1  | 0  | 0  | 0  | 0   | 0  | 0   | 0  | 0-0    | 0     |
| 3/12 | Texas Tech        |        |    |    |    |    |    |    |    |     |    |     |    |        |       |
| 3/12 | Texas Tech        |        |    |    |    |    |    |    |    |     |    |     |    |        |       |
| 3/15 | San José State    |        |    |    |    |    |    |    |    |     |    |     |    |        |       |
| 3/16 | San José State    |        |    |    |    |    |    |    |    |     |    |     |    |        |       |
| 3/17 | San José State    |        |    |    |    |    |    |    |    |     |    |     |    |        |       |
| 3/22 | UNLV              |        |    |    |    |    |    |    |    |     |    |     |    |        |       |
| 3/23 | UNLV              |        |    |    |    |    |    |    |    |     |    |     |    |        |       |
| 3/24 | UNLV              |        |    |    |    |    |    |    |    |     |    |     |    |        |       |
| 3/26 | New Mexico State  |        |    |    |    |    |    |    |    |     |    |     |    |        |       |
| 3/26 | New Mexico State  |        |    |    |    |    |    |    |    |     |    |     |    |        |       |
| 3/28 | Nevada            |        |    |    |    |    |    |    |    |     |    |     |    |        |       |
| 3/29 | Nevada            |        |    |    |    |    |    |    |    |     |    |     |    |        |       |
| 3/30 | Nevada            |        |    |    |    |    |    |    |    |     |    |     |    |        |       |
| 4/3  | San Diego State   |        |    |    |    |    |    |    |    |     |    |     |    |        |       |
| 4/3  | San Diego State   |        |    |    |    |    |    |    |    |     |    |     |    |        |       |
| 4/6  | Colorado State    |        |    |    |    |    |    |    |    |     |    |     |    |        |       |
| 4/7  | Colorado State    |        |    |    |    |    |    |    |    |     |    |     |    |        |       |
| 4/16 | New Mexico State  |        |    |    |    |    |    |    |    |     |    |     |    |        |       |
| 4/19 | Utah State        |        |    |    |    |    |    |    |    |     |    |     |    |        |       |
| 4/20 | Utah State        |        |    |    |    |    |    |    |    |     |    |     |    |        |       |
| 4/21 | Utah State        |        |    |    |    |    |    |    |    |     |    |     |    |        |       |
| 4/26 | Boise State       |        |    |    |    |    |    |    |    |     |    |     |    |        |       |
| 4/27 | Boise State       |        |    |    |    |    |    |    |    |     |    |     |    |        |       |
| 4/28 | Boise State       |        |    |    |    |    |    |    |    |     |    |     |    |        |       |
| 5/2  | Fresno State      |        |    |    |    |    |    |    |    |     |    |     |    |        |       |
| 5/3  | Fresno State      |        |    |    |    |    |    |    |    |     |    |     |    |        |       |
| 5/4  | Fresno State      |        |    |    |    |    |    |    |    |     |    |     |    |        |       |
|      |                   |        | 26 | 73 | 10 | 19 | 22 | 1  | 1  | 0   | 6  | 3   | 2  | 5      | 4-4 4 |

## CAREER STATS

| SEASON | GP  | GS  | AVG. | AB  | R  | H  | 2B | 3B | HR | RBI | TB  | SLG% | BB | SO | HBP | OB%  | SF | SH | SB-SA | PO  | A   | E  | FLD% |
|--------|-----|-----|------|-----|----|----|----|----|----|-----|-----|------|----|----|-----|------|----|----|-------|-----|-----|----|------|
| 2022   | 46  | 46  | .245 | 139 | 24 | 34 | 4  | 0  | 6  | 23  | 56  | .403 | 11 | 20 | 1   | .301 | 2  | 1  | 0-0   | 45  | 69  | 9  | .926 |
| 2023   | 44  | 44  | .314 | 121 | 18 | 38 | 5  | 0  | 1  | 11  | 46  | .380 | 8  | 16 | 2   | .361 | 2  | 2  | 2-2   | 41  | 67  | 9  | .923 |
| 2024   | 26  | 26  | .260 | 73  | 10 | 19 | 1  | 1  | 0  | 6   | 22  | .301 | 3  | 5  | 2   | .300 | 2  | 3  | 4-4   | 78  | 4   | 4  | .953 |
| TOTAL  | 116 | 116 | .273 | 333 | 52 | 91 | 10 | 1  | 7  | 40  | 124 | .378 | 22 | 41 | 5   | .326 | 6  | 5  | 6-6   | 164 | 140 | 22 | .927 |

## HIGHLIGHTS

- Named MW Freshman of the Week on Feb. 22, 2022
- Had a 7-game streak of reaching base and 6-game hitting streak this season
- Career-high 9 total bases against UC Santa Barbara on March 3, 2022
- Started in 44 games, 39 games at third and 5 games at second as a sophomore
- Played 25 games at third base and 21 games at shortstop as a freshman
- Majoring in sociology with a psychology minor

THE 2024 LOBOS



21 Taylor Morgan

SO • OF • 5-6 • R/R  
Gallup, N.M. (Trinidad State College)

| SEASON BESTS |  |
|--------------|--|
| Hits         |  |
| Doubles      |  |
| Triples      |  |
| Home Runs    |  |
| RBI          |  |
| Runs         |  |
| Walks        |  |
| Stolen Bases |  |

| CAREER BESTS |  |
|--------------|--|
| Hits         |  |
| Doubles      |  |
| Triples      |  |
| Home Runs    |  |
| RBI          |  |
| Runs         |  |
| Walks        |  |
| Stolen Bases |  |

| STREAKS |                     |
|---------|---------------------|
|         | Current Career Best |
| Hitting |                     |
| On-Base |                     |

| MULTI-HIT GAMES |                |
|-----------------|----------------|
|                 | 2 3 4 5+ TOTAL |
| 2024            |                |

| MULTI-RBI GAMES |                |
|-----------------|----------------|
|                 | 2 3 4 5+ TOTAL |
| 2024            |                |

| 2024 GAME-BY-GAME |                   |     |    |   |   |    |    |    |    |     |    |     |    |        |   |       |
|-------------------|-------------------|-----|----|---|---|----|----|----|----|-----|----|-----|----|--------|---|-------|
| DATE              | OPPONENT          | POS | AB | R | H | TB | 2B | 3B | HR | RBI | BB | HBP | SO | SB-ATT | E |       |
| 2/9               | Tennessee State   |     |    |   |   |    |    |    |    |     |    |     |    |        |   | -DNP- |
| 2/9               | McNeese           |     |    |   |   |    |    |    |    |     |    |     |    |        |   | -DNP- |
| 2/10              | Chattanooga       |     |    |   |   |    |    |    |    |     |    |     |    |        |   | -DNP- |
| 2/10              | Cal               |     |    |   |   |    |    |    |    |     |    |     |    |        |   | -DNP- |
| 2/11              | Louisiana         |     |    |   |   |    |    |    |    |     |    |     |    |        |   | -DNP- |
| 2/14              | UTEP              |     |    |   |   |    |    |    |    |     |    |     |    |        |   | -DNP- |
| 2/14              | UTEP              |     |    |   |   |    |    |    |    |     |    |     |    |        |   | -DNP- |
| 2/16              | Marist            |     |    |   |   |    |    |    |    |     |    |     |    |        |   | -DNP- |
| 2/16              | Abilene Christian |     |    |   |   |    |    |    |    |     |    |     |    |        |   | -DNP- |
| 2/17              | Houston Christian |     |    |   |   |    |    |    |    |     |    |     |    |        |   | -DNP- |
| 2/18              | Marist            |     |    |   |   |    |    |    |    |     |    |     |    |        |   | -DNP- |
| 2/18              | Abilene Christian |     |    |   |   |    |    |    |    |     |    |     |    |        |   | -DNP- |
| 2/23              | Stephen F. Austin |     |    |   |   |    |    |    |    |     |    |     |    |        |   | -DNP- |
| 2/23              | North Texas       |     |    |   |   |    |    |    |    |     |    |     |    |        |   | -DNP- |
| 2/24              | Stephen F. Austin |     |    |   |   |    |    |    |    |     |    |     |    |        |   | -DNP- |
| 2/24              | North Texas       |     |    |   |   |    |    |    |    |     |    |     |    |        |   | -DNP- |
| 2/25              | Minnesota         |     |    |   |   |    |    |    |    |     |    |     |    |        |   | -DNP- |
| 2/28              | Texas Tech        |     |    |   |   |    |    |    |    |     |    |     |    |        |   | -DNP- |
| 3/1               | Pacific           |     |    |   |   |    |    |    |    |     |    |     |    |        |   | -DNP- |
| 3/1               | Montana           |     |    |   |   |    |    |    |    |     |    |     |    |        |   | -DNP- |
| 3/2               | Toledo            |     |    |   |   |    |    |    |    |     |    |     |    |        |   | -DNP- |
| 3/2               | Grand Canyon      |     |    |   |   |    |    |    |    |     |    |     |    |        |   | -DNP- |
| 3/7               | Cleveland State   |     |    |   |   |    |    |    |    |     |    |     |    |        |   | -DNP- |
| 3/7               | Hawai'i           |     |    |   |   |    |    |    |    |     |    |     |    |        |   | -DNP- |
| 3/8               | UConn             |     |    |   |   |    |    |    |    |     |    |     |    |        |   | -DNP- |
| 3/8               | Hawai'i           |     |    |   |   |    |    |    |    |     |    |     |    |        |   | -DNP- |
| 3/12              | Texas Tech        |     |    |   |   |    |    |    |    |     |    |     |    |        |   | -DNP- |
| 3/12              | Texas Tech        |     |    |   |   |    |    |    |    |     |    |     |    |        |   | -DNP- |
| 3/15              | San José State    |     |    |   |   |    |    |    |    |     |    |     |    |        |   | -DNP- |
| 3/16              | San José State    |     |    |   |   |    |    |    |    |     |    |     |    |        |   | -DNP- |
| 3/17              | San José State    |     |    |   |   |    |    |    |    |     |    |     |    |        |   | -DNP- |
| 3/22              | UNLV              |     |    |   |   |    |    |    |    |     |    |     |    |        |   | -DNP- |
| 3/23              | UNLV              |     |    |   |   |    |    |    |    |     |    |     |    |        |   | -DNP- |
| 3/24              | UNLV              |     |    |   |   |    |    |    |    |     |    |     |    |        |   | -DNP- |
| 3/26              | New Mexico State  |     |    |   |   |    |    |    |    |     |    |     |    |        |   | -DNP- |
| 3/26              | New Mexico State  |     |    |   |   |    |    |    |    |     |    |     |    |        |   | -DNP- |
| 3/28              | Nevada            |     |    |   |   |    |    |    |    |     |    |     |    |        |   | -DNP- |
| 3/29              | Nevada            |     |    |   |   |    |    |    |    |     |    |     |    |        |   | -DNP- |
| 3/30              | Nevada            |     |    |   |   |    |    |    |    |     |    |     |    |        |   | -DNP- |
| 4/3               | San Diego State   |     |    |   |   |    |    |    |    |     |    |     |    |        |   | -DNP- |
| 4/3               | San Diego State   |     |    |   |   |    |    |    |    |     |    |     |    |        |   | -DNP- |
| 4/6               | Colorado State    |     |    |   |   |    |    |    |    |     |    |     |    |        |   | -DNP- |
| 4/7               | Colorado State    |     |    |   |   |    |    |    |    |     |    |     |    |        |   | -DNP- |
| 4/16              | New Mexico State  |     |    |   |   |    |    |    |    |     |    |     |    |        |   | -DNP- |
| 4/19              | Utah State        |     |    |   |   |    |    |    |    |     |    |     |    |        |   | -DNP- |
| 4/20              | Utah State        |     |    |   |   |    |    |    |    |     |    |     |    |        |   | -DNP- |
| 4/21              | Utah State        |     |    |   |   |    |    |    |    |     |    |     |    |        |   | -DNP- |
| 4/26              | Boise State       |     |    |   |   |    |    |    |    |     |    |     |    |        |   | -DNP- |
| 4/27              | Boise State       |     |    |   |   |    |    |    |    |     |    |     |    |        |   | -DNP- |
| 4/28              | Boise State       |     |    |   |   |    |    |    |    |     |    |     |    |        |   | -DNP- |
| 5/2               | Fresno State      |     |    |   |   |    |    |    |    |     |    |     |    |        |   | -DNP- |
| 5/3               | Fresno State      |     |    |   |   |    |    |    |    |     |    |     |    |        |   | -DNP- |
| 5/4               | Fresno State      |     |    |   |   |    |    |    |    |     |    |     |    |        |   | -DNP- |

| CAREER STATS |    |    |      |    |   |   |    |    |    |     |    |      |    |    |     |                             |
|--------------|----|----|------|----|---|---|----|----|----|-----|----|------|----|----|-----|-----------------------------|
| SEASON       | GP | GS | AVG. | AB | R | H | 2B | 3B | HR | RBI | TB | SLG% | BB | SO | HBP | OB% SF SH SB-SA PO A E FLD% |
| 2024         |    |    |      |    |   |   |    |    |    |     |    |      |    |    |     |                             |
| TOTAL        |    |    |      |    |   |   |    |    |    |     |    |      |    |    |     |                             |

HIGHLIGHTS

# THE 2024 LOBOS



**23 McKenna Guest**

FR • P • 5-6 • R/R

Pattonville, Texas (Prairiland HS)

## SEASON BESTS

|           |     |                           |
|-----------|-----|---------------------------|
| IP (high) | 7.2 | UTEP, 2-14-24             |
| H (low)   | 1   | Marist, 2-18-24           |
| R (low)   | 0   | 2x, last: Marist, 2-18-24 |
| ER (low)  | 0   | 3x, last: Marist, 2-18-24 |
| BB (low)  | 0   | 5x, last: Toledo, 3-2-24  |
| SO (high) | 9   | UTEP, 2-14-24             |
| BF (high) | 33  | UTEP, 2-14-24             |
| NP (high) | 133 | UTEP, 2-14-24             |

## CAREER BESTS

|           |      |
|-----------|------|
| IP (high) | Same |
| H (low)   | Same |
| R (low)   | Same |
| ER (low)  | Same |
| BB (low)  | Same |
| SO (high) | Same |
| BF (high) | Same |
| NP (high) | Same |

## PITCHING SUPERLATIVES (MIN. 4.0 IP)

|             | Season | Career |
|-------------|--------|--------|
| 5+ K        | 3      | 3      |
| 10+ K       |        |        |
| 1 R or Less | 2      | 2      |
| Shutout     |        |        |

## 2024 GAME-BY-GAME

| DATE  | OPPONENT          | W-L  | ERA   | CG | IP   | H  | R     | ER | BB | SO | 2B | 3B | HR | BF  | HBP |
|-------|-------------------|------|-------|----|------|----|-------|----|----|----|----|----|----|-----|-----|
| 2/9   | Tennessee St.     | 1-0  | 0.00  | 0  | 4.0  | 4  | 0     | 0  | 0  | 4  | 1  | 0  | 0  | 16  | 0   |
| 2/9   | McNeese           |      |       |    |      |    | -DNP- |    |    |    |    |    |    |     |     |
| 2/10  | Chattanooga       | 0-1  | 0.00  | 0  | 2.0  | 4  | 1     | 0  | 2  | 2  | 0  | 0  | 0  | 13  | 0   |
| 2/10  | Cal               | --   | --    | 0  | 0.0  | 4  | 6     | 6  | 2  | 0  | 1  | 0  | 0  | 6   | 0   |
| 2/11  | Louisiana         | 0-1  | 14.00 | 0  | 2.0  | 4  | 4     | 4  | 1  | 1  | 0  | 0  | 1  | 12  | 1   |
| 2/14  | UTEP              | 0-1  | 3.65  | 1  | 7.2  | 9  | 4     | 4  | 2  | 9  | 0  | 0  | 2  | 33  | 0   |
| 2/14  | UTEP              |      |       |    |      |    | -DNP- |    |    |    |    |    |    |     |     |
| 2/16  | Marist            | 1-0  | 3.50  | 0  | 6.0  | 4  | 3     | 3  | 5  | 7  | 0  | 0  | 0  | 27  | 0   |
| 2/16  | Abilene Christian |      |       |    |      |    | -DNP- |    |    |    |    |    |    |     |     |
| 2/17  | Houston Christian | 0-1  | 3.50  | 1  | 6.0  | 5  | 3     | 3  | 2  | 3  | 2  | 0  | 0  | 25  | 1   |
| 2/18  | Marist            | --   | 0.00  | 0  | 2.2  | 1  | 0     | 0  | 1  | 4  | 0  | 0  | 0  | 10  | 0   |
| 2/18  | Abilene Christian | 0-1  | 6.46  | 1  | 4.1  | 8  | 8     | 4  | 0  | 1  | 2  | 0  | 0  | 26  | 3   |
| 2/23  | Stephen F. Austin | 1-0  | 2.00  | 1  | 7.0  | 5  | 3     | 2  | 3  | 0  | 0  | 0  | 1  | 29  | 0   |
| 2/23  | North Texas       |      |       |    |      |    | -DNP- |    |    |    |    |    |    |     |     |
| 2/24  | Stephen F. Austin | 0-1  | --    | 0  | 0.0  | 3  | 4     | 4  | 0  | 0  | 0  | 0  | 0  | 4   | 1   |
| 2/24  | North Texas       |      |       |    |      |    | -DNP- |    |    |    |    |    |    |     |     |
| 2/25  | Minnesota         | 0-1  | 7.00  | 0  | 5.0  | 9  | 5     | 5  | 3  | 2  | 3  | 0  | 0  | 28  | 2   |
| 2/28  | Texas Tech        | 0-1  | --    | 0  | 0.0  | 3  | 3     | 3  | 0  | 0  | 0  | 0  | 1  | 3   | 0   |
| 3/1   | Pacific           | --   | 3.50  | 0  | 4.0  | 4  | 2     | 2  | 3  | 0  | 0  | 0  | 1  | 17  | 1   |
| 3/1   | Montana           |      |       |    |      |    | -DNP- |    |    |    |    |    |    |     |     |
| 3/2   | Toledo            | 1-0  | 3.50  | 1  | 7.0  | 5  | 1     | 1  | 0  | 4  | 1  | 0  | 0  | 26  | 0   |
| 3/2   | Grand Canyon      |      |       |    |      |    | -DNP- |    |    |    |    |    |    |     |     |
| 3/7   | Cleveland State   | 0-1  | 2.33  | 1  | 6.0  | 4  | 3     | 2  | 1  | 5  | 2  | 0  | 0  | 25  | 1   |
| 3/7   | Hawai'i           |      |       |    |      |    | -DNP- |    |    |    |    |    |    |     |     |
| 3/8   | UConn             | 0-1  | 4.85  | 0  | 4.1  | 5  | 3     | 3  | 2  | 3  | 0  | 0  | 1  | 19  | 1   |
| 3/8   | Hawai'i           | 1-0  | 3.50  | 0  | 4.0  | 2  | 2     | 2  | 2  | 2  | 0  | 1  | 1  | 17  | 1   |
| 3/12  | Texas Tech        |      |       |    |      |    |       |    |    |    |    |    |    |     |     |
| 3/12  | Texas Tech        |      |       |    |      |    |       |    |    |    |    |    |    |     |     |
| 3/15  | San José State    |      |       |    |      |    |       |    |    |    |    |    |    |     |     |
| 3/16  | San José State    |      |       |    |      |    |       |    |    |    |    |    |    |     |     |
| 3/17  | San José State    |      |       |    |      |    |       |    |    |    |    |    |    |     |     |
| 3/122 | UNLV              |      |       |    |      |    |       |    |    |    |    |    |    |     |     |
| 3/23  | UNLV              |      |       |    |      |    |       |    |    |    |    |    |    |     |     |
| 3/24  | UNLV              |      |       |    |      |    |       |    |    |    |    |    |    |     |     |
| 3/26  | New Mexico State  |      |       |    |      |    |       |    |    |    |    |    |    |     |     |
| 3/26  | New Mexico State  |      |       |    |      |    |       |    |    |    |    |    |    |     |     |
| 3/28  | Nevada            |      |       |    |      |    |       |    |    |    |    |    |    |     |     |
| 3/29  | Nevada            |      |       |    |      |    |       |    |    |    |    |    |    |     |     |
| 3/30  | Nevada            |      |       |    |      |    |       |    |    |    |    |    |    |     |     |
| 4/3   | San Diego State   |      |       |    |      |    |       |    |    |    |    |    |    |     |     |
| 4/3   | San Diego State   |      |       |    |      |    |       |    |    |    |    |    |    |     |     |
| 4/6   | Colorado State    |      |       |    |      |    |       |    |    |    |    |    |    |     |     |
| 4/7   | Colorado State    |      |       |    |      |    |       |    |    |    |    |    |    |     |     |
| 4/16  | New Mexico State  |      |       |    |      |    |       |    |    |    |    |    |    |     |     |
| 4/19  | Utah State        |      |       |    |      |    |       |    |    |    |    |    |    |     |     |
| 4/20  | Utah State        |      |       |    |      |    |       |    |    |    |    |    |    |     |     |
| 4/21  | Utah State        |      |       |    |      |    |       |    |    |    |    |    |    |     |     |
| 4/26  | Boise State       |      |       |    |      |    |       |    |    |    |    |    |    |     |     |
| 4/27  | Boise State       |      |       |    |      |    |       |    |    |    |    |    |    |     |     |
| 4/28  | Boise State       |      |       |    |      |    |       |    |    |    |    |    |    |     |     |
| 5/2   | Fresno State      |      |       |    |      |    |       |    |    |    |    |    |    |     |     |
| 5/3   | Fresno State      |      |       |    |      |    |       |    |    |    |    |    |    |     |     |
| 5/4   | Fresno State      |      |       |    |      |    |       |    |    |    |    |    |    |     |     |
|       |                   | 5-10 | 4.67  | 6  | 72.0 | 83 | 55    | 48 | 29 | 47 | 12 | 1  | 8  | 336 | 12  |


## CAREER STATS

| SEASON | GS | APP | CG | W-L  | ERA  | SHO | SV | IP   | H  | R  | ER | BB | SO | 2B | 3B | HR | BF  | NP-STK   | WP | HBP | PO | A  | E | FLD%  |
|--------|----|-----|----|------|------|-----|----|------|----|----|----|----|----|----|----|----|-----|----------|----|-----|----|----|---|-------|
| 2024   | 18 | 13  | 6  | 5-10 | 4.67 | 0   | 1  | 72.0 | 83 | 55 | 48 | 29 | 47 | 12 | 1  | 8  | 336 | 1232-735 | 4  | 12  | 1  | 12 | 0 | 1.000 |
| TOTAL  | 18 | 13  | 6  | 5-10 | 4.67 | 0   | 1  | 72.0 | 83 | 55 | 48 | 29 | 47 | 12 | 1  | 8  | 336 | 1232-735 | 4  | 12  | 1  | 12 | 0 | 1.000 |

## HIGHLIGHTS

- Earned save against Marist on Feb. 18
- 2 appearances not allowing a run, 11 appearances with multiple strikeouts
- Named District 12-3A Newcomer of the Year, All-RRV Pitcher of the Year and the Prairiland and HS Softball MVP in 2021
- TGCA all-state, District 12-3 MVP, Prairiland Co-MVP, All-RRV Co-MVP in 2022
- Involved in robotics in high school, and won the 2021 Prairiland Robotics Award. Her robotics team placed third at the Robotics state qualifier.

THE 2024 LOBOS



24

Diamond Sandoval

SR • OF • 5-3 • R/R  
Norwalk, Calif. (St. Paul HS)

SEASON BESTS

Hits  
Doubles  
Triples  
Home Runs  
RBI  
Runs  
Walks  
Stolen Bases

CAREER BESTS

Hits 2 Maine, 3-12-22  
Doubles 1 2x, last: Utah State, 3-27-22  
Triples 1 Maine, 3-12-22  
Home Runs  
RBI 2 2x, last: Maine, 3-12-22  
Runs 1 9x, last: at NMSU, 3-22-22  
Walks 1 5x, last: Utah St., 3-27-22  
Stolen Bases

STREAKS

Current

Career Best

Hitting 2  
On-Base 3

MULTI-HIT GAMES

|      | 2 | 3 | 4 | 5+ | TOTAL |
|------|---|---|---|----|-------|
| 2021 | - | - | - | -  | -     |
| 2022 | 1 | - | - | -  | 1     |
| 2023 |   |   |   |    |       |

MULTI-RBI GAMES

|      | 2 | 3 | 4 | 5+ | TOTAL |
|------|---|---|---|----|-------|
| 2021 | - | - | - | -  | -     |
| 2022 | 2 | - | - | -  | 2     |
| 2023 |   |   |   |    |       |

| 2024 GAME-BY-GAME |                   |     |      |    |   |    |       |    |    |     |    |      |    |        |     |      |    |    |
|-------------------|-------------------|-----|------|----|---|----|-------|----|----|-----|----|------|----|--------|-----|------|----|----|
| DATE              | OPPONENT          | POS | AB   | R  | H | TB | 2B    | 3B | HR | RBI | BB | HBP  | SO | SB-ATT | E   |      |    |    |
| 2/9               | Tennessee State   |     |      |    |   |    | -DNP- |    |    |     |    |      |    |        |     |      |    |    |
| 2/9               | McNeese           |     |      |    |   |    | -DNP- |    |    |     |    |      |    |        |     |      |    |    |
| 2/10              | Chattanooga       |     |      |    |   |    | -DNP- |    |    |     |    |      |    |        |     |      |    |    |
| 2/10              | Cal               | ph  | 1    | 0  | 0 | 0  | 0     | 0  | 0  | 0   | 0  | 0    | 0  | 0-0    | 0   |      |    |    |
| 2/11              | Louisiana         |     |      |    |   |    | -DNP- |    |    |     |    |      |    |        |     |      |    |    |
| 2/14              | UTEP              |     |      |    |   |    | -DNP- |    |    |     |    |      |    |        |     |      |    |    |
| 2/14              | UTEP              |     |      |    |   |    | -DNP- |    |    |     |    |      |    |        |     |      |    |    |
| 2/16              | Marist            |     |      |    |   |    | -DNP- |    |    |     |    |      |    |        |     |      |    |    |
| 2/16              | Abilene Christian |     |      |    |   |    | -DNP- |    |    |     |    |      |    |        |     |      |    |    |
| 2/17              | Houston Christian |     |      |    |   |    | -DNP- |    |    |     |    |      |    |        |     |      |    |    |
| 2/18              | Marist            |     |      |    |   |    | -DNP- |    |    |     |    |      |    |        |     |      |    |    |
| 2/18              | Abilene Christian |     |      |    |   |    | -DNP- |    |    |     |    |      |    |        |     |      |    |    |
| 2/23              | Stephen F. Austin |     |      |    |   |    | -DNP- |    |    |     |    |      |    |        |     |      |    |    |
| 2/23              | North Texas       |     |      |    |   |    | -DNP- |    |    |     |    |      |    |        |     |      |    |    |
| 2/24              | Stephen F. Austin |     |      |    |   |    | -DNP- |    |    |     |    |      |    |        |     |      |    |    |
| 2/24              | North Texas       |     |      |    |   |    | -DNP- |    |    |     |    |      |    |        |     |      |    |    |
| 2/25              | Minnesota         |     |      |    |   |    | -DNP- |    |    |     |    |      |    |        |     |      |    |    |
| 2/28              | Texas Tech        |     |      |    |   |    | -DNP- |    |    |     |    |      |    |        |     |      |    |    |
| 3/1               | Pacific           |     |      |    |   |    | -DNP- |    |    |     |    |      |    |        |     |      |    |    |
| 3/1               | Montana           |     |      |    |   |    | -DNP- |    |    |     |    |      |    |        |     |      |    |    |
| 3/2               | Toledo            |     |      |    |   |    | -DNP- |    |    |     |    |      |    |        |     |      |    |    |
| 3/2               | Grand Canyon      |     |      |    |   |    | -DNP- |    |    |     |    |      |    |        |     |      |    |    |
| 3/7               | Cleveland State   |     |      |    |   |    | -DNP- |    |    |     |    |      |    |        |     |      |    |    |
| 3/7               | Hawai'i           |     |      |    |   |    | -DNP- |    |    |     |    |      |    |        |     |      |    |    |
| 3/8               | UConn             |     |      |    |   |    | -DNP- |    |    |     |    |      |    |        |     |      |    |    |
| 3/8               | Hawai'i           |     |      |    |   |    | -DNP- |    |    |     |    |      |    |        |     |      |    |    |
| 3/12              | Texas Tech        |     |      |    |   |    |       |    |    |     |    |      |    |        |     |      |    |    |
| 3/12              | Texas Tech        |     |      |    |   |    |       |    |    |     |    |      |    |        |     |      |    |    |
| 3/15              | San José State    |     |      |    |   |    |       |    |    |     |    |      |    |        |     |      |    |    |
| 3/16              | San José State    |     |      |    |   |    |       |    |    |     |    |      |    |        |     |      |    |    |
| 3/17              | San José State    |     |      |    |   |    |       |    |    |     |    |      |    |        |     |      |    |    |
| 3/22              | UNLV              |     |      |    |   |    |       |    |    |     |    |      |    |        |     |      |    |    |
| 3/23              | UNLV              |     |      |    |   |    |       |    |    |     |    |      |    |        |     |      |    |    |
| 3/24              | UNLV              |     |      |    |   |    |       |    |    |     |    |      |    |        |     |      |    |    |
| 3/26              | New Mexico State  |     |      |    |   |    |       |    |    |     |    |      |    |        |     |      |    |    |
| 3/26              | New Mexico State  |     |      |    |   |    |       |    |    |     |    |      |    |        |     |      |    |    |
| 3/28              | Nevada            |     |      |    |   |    |       |    |    |     |    |      |    |        |     |      |    |    |
| 3/29              | Nevada            |     |      |    |   |    |       |    |    |     |    |      |    |        |     |      |    |    |
| 3/30              | Nevada            |     |      |    |   |    |       |    |    |     |    |      |    |        |     |      |    |    |
| 4/3               | San Diego State   |     |      |    |   |    |       |    |    |     |    |      |    |        |     |      |    |    |
| 4/3               | San Diego State   |     |      |    |   |    |       |    |    |     |    |      |    |        |     |      |    |    |
| 4/6               | Colorado State    |     |      |    |   |    |       |    |    |     |    |      |    |        |     |      |    |    |
| 4/7               | Colorado State    |     |      |    |   |    |       |    |    |     |    |      |    |        |     |      |    |    |
| 4/16              | New Mexico State  |     |      |    |   |    |       |    |    |     |    |      |    |        |     |      |    |    |
| 4/19              | Utah State        |     |      |    |   |    |       |    |    |     |    |      |    |        |     |      |    |    |
| 4/20              | Utah State        |     |      |    |   |    |       |    |    |     |    |      |    |        |     |      |    |    |
| 4/21              | Utah State        |     |      |    |   |    |       |    |    |     |    |      |    |        |     |      |    |    |
| 4/26              | Boise State       |     |      |    |   |    |       |    |    |     |    |      |    |        |     |      |    |    |
| 4/27              | Boise State       |     |      |    |   |    |       |    |    |     |    |      |    |        |     |      |    |    |
| 4/28              | Boise State       |     |      |    |   |    |       |    |    |     |    |      |    |        |     |      |    |    |
| 5/2               | Fresno State      |     |      |    |   |    |       |    |    |     |    |      |    |        |     |      |    |    |
| 5/3               | Fresno State      |     |      |    |   |    |       |    |    |     |    |      |    |        |     |      |    |    |
| 5/4               | Fresno State      |     |      |    |   |    |       |    |    |     |    |      |    |        |     |      |    |    |
|                   |                   |     | 1    | 0  | 0 | 0  | 0     | 0  | 0  | 0   | 0  | 0    | 0  | 0-0    | 0   |      |    |    |
| CAREER STATS      |                   |     |      |    |   |    |       |    |    |     |    |      |    |        |     |      |    |    |
| SEASON            | GP                | GS  | AVG. | AB | R | H  | 2B    | 3B | HR | RBI | TB | SLG% | BB | SO     | HBP | OB%  | SF | SH |
| 2021              | 14                | 2   | .125 | 16 | 3 | 2  | 0     | 0  | 0  | 1   | 2  | .125 | 3  | 5      | 0   | .263 | 0  | 0  |
| 2022              | 20                | 6   | .231 | 26 | 4 | 6  | 2     | 1  | 0  | 4   | 10 | .385 | 2  | 7      | 0   | .286 | 0  | 0  |
| 2023              | 2                 | 0   | .000 | 2  | 0 | 0  | 0     | 0  | 0  | 0   | 0  | .000 | 0  | 1      | 0   | .000 | 0  | 0  |
| 2024              | 1                 | 0   | .000 | 1  | 0 | 0  | 0     | 0  | 0  | 0   | 0  | .000 | 0  | 0      | 0   | .000 | 0  | 0  |
| TOTAL             | 37                | 8   | .178 | 45 | 7 | 8  | 2     | 1  | 0  | 5   | 12 | .267 | 5  | 13     | 0   | .260 | 0  | 0  |
| HIGHLIGHTS        |                   |     |      |    |   |    |       |    |    |     |    |      |    |        |     |      |    |    |

- Started 6 games all at DP in 2022
- Pinch hit in 2 games last season
- Recorded first collegiate hit against San José State on May 8, 2021, which resulted in a RBI

# THE 2024 LOBOS



**25** Chloe Yeatts

SO • C • 5-9 • R/R

Ardmore, Okla. (Lone Grove HS)

## SEASON BESTS

|              |   |                                 |
|--------------|---|---------------------------------|
| Hits         | 2 | Tennessee State, 2-9-24         |
| Doubles      | 1 | 5x, last: Hawai'i, 3-7-24       |
| Triples      |   |                                 |
| Home Runs    | 1 | 3x, last: Texas Tech, 2-28-24   |
| RBI          | 3 | Tennessee State, 2-9-24         |
| Runs         | 1 | 5x, last: Texas Tech, 2-28-24   |
| Walks        | 1 | 4x, last: Cleveland St., 3-7-24 |
| Stolen Bases |   |                                 |

## CAREER BESTS

|              |   |                                  |
|--------------|---|----------------------------------|
| Hits         | 3 | SJSU, 3-25-23                    |
| Doubles      | 2 | SJSU, 3-25-23                    |
| Triples      |   |                                  |
| Home Runs    | 1 | 8x, last: Texas Tech, 2-28-24    |
| RBI          | 4 | 2x, last: Nevada, 4-20-23        |
| Runs         | 2 | Oregon St., 2-11-23              |
| Walks        | 1 | 11x, last: Cleveland St., 3-7-24 |
| Stolen Bases | 1 | NMSU, 2-25-23                    |

## STREAKS

|         | Current | Career Best |
|---------|---------|-------------|
| Hitting |         | 5           |
| On-Base |         | 7           |

## MULTI-HIT GAMES

|      | 2 | 3 | 4 | 5+ | TOTAL |
|------|---|---|---|----|-------|
| 2023 | 8 | 1 | - | -  | 9     |
| 2024 | 1 |   |   |    | 1     |

## MULTI-RBI GAMES

|      | 2 | 3 | 4 | 5+ | TOTAL |
|------|---|---|---|----|-------|
| 2023 | 4 | 2 | 2 | -  | 8     |
| 2024 | 2 | 1 |   |    | 3     |

## 2024 GAME-BY-GAME

| DATE | OPPONENT          | POS    | AB | R | H  | TB | 2B | 3B | HR | RBI | BB | HBP | SO | SB-ATT | E |
|------|-------------------|--------|----|---|----|----|----|----|----|-----|----|-----|----|--------|---|
| 2/9  | Tennessee State   | *1b    | 3  | 1 | 2  | 5  | 0  | 0  | 1  | 3   | 1  | 0   | 0  | 0-0    | 0 |
| 2/9  | McNeese           | *1b    | 3  | 1 | 1  | 4  | 0  | 0  | 1  | 2   | 0  | 0   | 0  | 0-0    | 0 |
| 2/10 | Chattanooga       | *1b    | 4  | 0 | 1  | 1  | 0  | 0  | 0  | 0   | 0  | 0   | 1  | 0-0    | 0 |
| 2/10 | Cal               | *1b    | 1  | 0 | 1  | 1  | 0  | 0  | 0  | 0   | 1  | 0   | 0  | 0-0    | 0 |
| 2/11 | Louisiana         | *1b    | 3  | 0 | 0  | 0  | 0  | 0  | 0  | 0   | 0  | 0   | 1  | 0-0    | 0 |
| 2/14 | UTEP              | *1b    | 4  | 0 | 1  | 2  | 1  | 0  | 0  | 1   | 0  | 0   | 1  | 0-0    | 0 |
| 2/14 | UTEP              | *1b    | 3  | 0 | 0  | 0  | 0  | 0  | 0  | 1   | 0  | 0   | 1  | 0-0    | 0 |
| 2/16 | Marist            | *1b    | 4  | 1 | 1  | 2  | 1  | 0  | 0  | 0   | 0  | 1   | 0  | 0-0    | 0 |
| 2/16 | Abilene Christian | *1b    | 3  | 0 | 0  | 0  | 0  | 0  | 0  | 0   | 0  | 0   | 0  | 0-0    | 0 |
| 2/17 | Houston Christian | *1b    | 3  | 0 | 1  | 1  | 0  | 0  | 0  | 1   | 0  | 0   | 1  | 0-0    | 0 |
| 2/18 | Marist            | *1b    | 3  | 1 | 1  | 1  | 0  | 0  | 0  | 1   | 1  | 0   | 0  | 0-0    | 0 |
| 2/18 | Abilene Christian | *1b    | 2  | 0 | 0  | 0  | 0  | 0  | 0  | 0   | 0  | 0   | 0  | 0-0    | 0 |
| 2/23 | Stephen F. Austin | *1b    | 4  | 0 | 0  | 0  | 0  | 0  | 0  | 0   | 0  | 0   | 1  | 0-0    | 0 |
| 2/23 | North Texas       | *1b    | 1  | 0 | 0  | 0  | 0  | 0  | 0  | 0   | 0  | 2   | 1  | 0-0    | 0 |
| 2/24 | Stephen F. Austin | *1b/dp | 1  | 0 | 1  | 1  | 0  | 0  | 0  | 0   | 0  | 0   | 0  | 0-0    | 1 |
| 2/24 | North Texas       | c      | 1  | 0 | 0  | 0  | 0  | 0  | 0  | 0   | 0  | 0   | 1  | 0-0    | 0 |
| 2/25 | Minnesota         | c      | 2  | 0 | 0  | 0  | 0  | 0  | 0  | 0   | 0  | 0   | 0  | 0-0    | 0 |
| 2/28 | Texas Tech        | *c     | 3  | 1 | 1  | 4  | 0  | 0  | 1  | 1   | 0  | 0   | 1  | 0-0    | 0 |
| 3/1  | Pacific           | *c     | 3  | 0 | 1  | 1  | 0  | 0  | 0  | 0   | 0  | 1   | 0  | 0-0    | 0 |
| 3/1  | Montana           | *c     | 4  | 0 | 1  | 1  | 0  | 0  | 0  | 1   | 0  | 0   | 1  | 0-0    | 0 |
| 3/2  | Toledo            | *c     | 3  | 0 | 1  | 2  | 1  | 0  | 0  | 2   | 0  | 0   | 0  | 0-0    | 0 |
| 3/2  | Grand Canyon      | *dp    | 4  | 0 | 1  | 2  | 1  | 0  | 0  | 1   | 0  | 0   | 1  | 0-0    | 0 |
| 3/7  | Cleveland State   | *c     | 3  | 0 | 0  | 0  | 0  | 0  | 0  | 0   | 1  | 0   | 0  | 0-0    | 0 |
| 3/7  | Hawai'i           | *c     | 3  | 0 | 1  | 2  | 1  | 0  | 0  | 1   | 0  | 0   | 0  | 0-0    | 0 |
| 3/8  | UConn             | *c     | 4  | 0 | 0  | 0  | 0  | 0  | 0  | 0   | 0  | 0   | 3  | 0-0    | 0 |
| 3/8  | Hawai'i           | *c     | 3  | 0 | 0  | 0  | 0  | 0  | 0  | 0   | 0  | 0   | 0  | 0-0    | 0 |
| 3/12 | Texas Tech        |        |    |   |    |    |    |    |    |     |    |     |    |        |   |
| 3/12 | Texas Tech        |        |    |   |    |    |    |    |    |     |    |     |    |        |   |
| 3/15 | San José State    |        |    |   |    |    |    |    |    |     |    |     |    |        |   |
| 3/16 | San José State    |        |    |   |    |    |    |    |    |     |    |     |    |        |   |
| 3/17 | San José State    |        |    |   |    |    |    |    |    |     |    |     |    |        |   |
| 3/22 | UNLV              |        |    |   |    |    |    |    |    |     |    |     |    |        |   |
| 3/23 | UNLV              |        |    |   |    |    |    |    |    |     |    |     |    |        |   |
| 3/24 | UNLV              |        |    |   |    |    |    |    |    |     |    |     |    |        |   |
| 3/26 | New Mexico State  |        |    |   |    |    |    |    |    |     |    |     |    |        |   |
| 3/26 | New Mexico State  |        |    |   |    |    |    |    |    |     |    |     |    |        |   |
| 3/28 | Nevada            |        |    |   |    |    |    |    |    |     |    |     |    |        |   |
| 3/29 | Nevada            |        |    |   |    |    |    |    |    |     |    |     |    |        |   |
| 3/30 | Nevada            |        |    |   |    |    |    |    |    |     |    |     |    |        |   |
| 4/3  | San Diego State   |        |    |   |    |    |    |    |    |     |    |     |    |        |   |
| 4/3  | San Diego State   |        |    |   |    |    |    |    |    |     |    |     |    |        |   |
| 4/6  | Colorado State    |        |    |   |    |    |    |    |    |     |    |     |    |        |   |
| 4/7  | Colorado State    |        |    |   |    |    |    |    |    |     |    |     |    |        |   |
| 4/16 | New Mexico State  |        |    |   |    |    |    |    |    |     |    |     |    |        |   |
| 4/19 | Utah State        |        |    |   |    |    |    |    |    |     |    |     |    |        |   |
| 4/20 | Utah State        |        |    |   |    |    |    |    |    |     |    |     |    |        |   |
| 4/21 | Utah State        |        |    |   |    |    |    |    |    |     |    |     |    |        |   |
| 4/26 | Boise State       |        |    |   |    |    |    |    |    |     |    |     |    |        |   |
| 4/27 | Boise State       |        |    |   |    |    |    |    |    |     |    |     |    |        |   |
| 4/28 | Boise State       |        |    |   |    |    |    |    |    |     |    |     |    |        |   |
| 5/2  | Fresno State      |        |    |   |    |    |    |    |    |     |    |     |    |        |   |
| 5/3  | Fresno State      |        |    |   |    |    |    |    |    |     |    |     |    |        |   |
| 5/4  | Fresno State      |        |    |   |    |    |    |    |    |     |    |     |    |        |   |
|      |                   | 24     | 75 | 5 | 16 | 30 | 5  | 0  | 3  | 15  | 4  | 4   | 14 | 0-0    | 1 |

## CAREER STATS

| SEASON | GP | GS | AVG. | AB  | R  | H  | 2B | 3B | HR | RBI | TB | SLG% | BB | SO | HBP | OB%  | SF | SH | SB-SA | PO  | A  | E | FLD% |
|--------|----|----|------|-----|----|----|----|----|----|-----|----|------|----|----|-----|------|----|----|-------|-----|----|---|------|
| 2023   | 48 | 42 | .272 | 125 | 15 | 34 | 7  | 0  | 5  | 31  | 56 | .448 | 7  | 19 | 1   | .311 | 2  | 0  | 1-1   | 176 | 10 | 6 | .969 |
| 2024   | 26 | 24 | .213 | 75  | 5  | 16 | 5  | 0  | 3  | 15  | 30 | .400 | 4  | 14 | 4   | .289 | 0  | 0  | 0-0   | 94  | 7  | 1 | .990 |
| TOTAL  | 74 | 66 | .250 | 200 | 20 | 50 | 12 | 0  | 8  | 46  | 86 | .449 | 11 | 33 | 5   | .314 | 2  | 0  | 1-1   | 270 | 17 | 7 | .976 |

## HIGHLIGHTS

- First collegiate hit and RBI came against Nicholls in her first collegiate at-bat
- Started 34 games at catcher, 7 as designated player and 1 at first last season
- Signed with UNM on July 22, 2022
- Majoring in secondary education
- High school team won the 2021 Oklahoma 4A state championship in 2021 after finishing runner-up in 2020 and winning regionals in 2019 and 2018
- Named 2021 Oklahoma All-State Catcher, 2021 Conference Offensive Player of the Year and was a nominee for 2021 Gatorade Oklahoma Softball Player of the Year



## SEASON BESTS

## CAREER BESTS

## STREAKS

## MULTI-HIT GAMES

## MULTI-RBI GAMES

2024 GAME-BY-GAME

| DATE | OPPONENT          | POS    | AB | R | H | TB | 2B    | 3B | HR | RBI | BB | HBP | SO | SB-ATT | E |
|------|-------------------|--------|----|---|---|----|-------|----|----|-----|----|-----|----|--------|---|
| 2/9  | Tennessee State   |        |    |   |   |    | -DNP- |    |    |     |    |     |    |        |   |
| 2/9  | McNeese           |        |    |   |   |    | -DNP- |    |    |     |    |     |    |        |   |
| 2/10 | Chattanooga       |        |    |   |   |    | -DNP- |    |    |     |    |     |    |        |   |
| 2/10 | Cal               | ph     | 1  | 0 | 0 | 0  | 0     | 0  | 0  | 1   | 0  | 0   | 0  | 0-0    | 0 |
| 2/11 | Louisiana         |        |    |   |   |    | -DNP- |    |    |     |    |     |    |        |   |
| 2/14 | UTEP              |        |    |   |   |    | -DNP- |    |    |     |    |     |    |        |   |
| 2/14 | UTEP              |        |    |   |   |    | -DNP- |    |    |     |    |     |    |        |   |
| 2/16 | Marist            | ph     | 1  | 0 | 0 | 0  | 0     | 0  | 0  | 0   | 0  | 0   | 1  | 0-0    | 0 |
| 2/16 | Abilene Christian |        |    |   |   |    | -DNP- |    |    |     |    |     |    |        |   |
| 2/17 | Houston Christian |        |    |   |   |    | -DNP- |    |    |     |    |     |    |        |   |
| 2/18 | Marist            |        |    |   |   |    | -DNP- |    |    |     |    |     |    |        |   |
| 2/18 | Abilene Christian |        |    |   |   |    | -DNP- |    |    |     |    |     |    |        |   |
| 2/23 | Stephen F. Austin |        |    |   |   |    | -DNP- |    |    |     |    |     |    |        |   |
| 2/23 | North Texas       | ph     | 1  | 0 | 0 | 0  | 0     | 0  | 0  | 0   | 0  | 0   | 0  | 0-0    | 0 |
| 2/24 | Stephen F. Austin | ph     | 1  | 0 | 0 | 0  | 0     | 0  | 0  | 1   | 0  | 0   | 0  | 0-0    | 0 |
| 2/24 | North Texas       | *dp    | 1  | 0 | 0 | 0  | 0     | 0  | 0  | 0   | 0  | 0   | 1  | 0-0    | 0 |
| 2/25 | Minnesota         | ph/dp  | 2  | 0 | 2 | 2  | 0     | 0  | 0  | 0   | 0  | 0   | 0  | 0-0    | 0 |
| 2/28 | Texas Tech        | ph/dp  | 0  | 0 | 0 | 0  | 0     | 0  | 0  | 0   | 1  | 0   | 0  | 0-0    | 0 |
| 3/1  | Pacific           | *of/dp | 1  | 0 | 0 | 0  | 0     | 0  | 0  | 0   | 2  | 0   | 1  | 0-0    | 0 |
| 3/1  | Montana           | *dp    | 2  | 0 | 0 | 0  | 0     | 0  | 0  | 0   | 1  | 0   | 0  | 0-0    | 0 |
| 3/2  | Toledo            | *dp    | 3  | 0 | 0 | 0  | 0     | 0  | 0  | 0   | 0  | 0   | 1  | 0-0    | 0 |
| 3/2  | Grand Canyon      | ph     | 1  | 0 | 0 | 0  | 0     | 0  | 0  | 0   | 0  | 0   | 1  | 0-0    | 0 |
| 3/7  | Cleveland State   |        |    |   |   |    | -DNP- |    |    |     |    |     |    |        |   |
| 3/7  | Hawai'i           | *dp    | 1  | 0 | 0 | 0  | 0     | 0  | 0  | 0   | 2  | 0   | 0  | 0-0    | 0 |
| 3/8  | UConn             | *dp    | 3  | 0 | 1 | 1  | 0     | 0  | 0  | 0   | 0  | 0   | 2  | 0-0    | 0 |
| 3/8  | Hawai'i           | *dp    | 3  | 0 | 0 | 0  | 0     | 0  | 0  | 0   | 0  | 0   | 1  | 0-0    | 0 |
| 3/12 | Texas Tech        |        |    |   |   |    |       |    |    |     |    |     |    |        |   |
| 3/12 | Texas Tech        |        |    |   |   |    |       |    |    |     |    |     |    |        |   |
| 3/15 | San José State    |        |    |   |   |    |       |    |    |     |    |     |    |        |   |
| 3/16 | San José State    |        |    |   |   |    |       |    |    |     |    |     |    |        |   |
| 3/17 | San José State    |        |    |   |   |    |       |    |    |     |    |     |    |        |   |
| 3/22 | UNLV              |        |    |   |   |    |       |    |    |     |    |     |    |        |   |
| 3/23 | UNLV              |        |    |   |   |    |       |    |    |     |    |     |    |        |   |
| 3/24 | UNLV              |        |    |   |   |    |       |    |    |     |    |     |    |        |   |
| 3/26 | New Mexico State  |        |    |   |   |    |       |    |    |     |    |     |    |        |   |
| 3/26 | New Mexico State  |        |    |   |   |    |       |    |    |     |    |     |    |        |   |
| 3/28 | Nevada            |        |    |   |   |    |       |    |    |     |    |     |    |        |   |
| 3/29 | Nevada            |        |    |   |   |    |       |    |    |     |    |     |    |        |   |
| 3/30 | Nevada            |        |    |   |   |    |       |    |    |     |    |     |    |        |   |
| 4/3  | San Diego State   |        |    |   |   |    |       |    |    |     |    |     |    |        |   |
| 4/3  | San Diego State   |        |    |   |   |    |       |    |    |     |    |     |    |        |   |
| 4/6  | Colorado State    |        |    |   |   |    |       |    |    |     |    |     |    |        |   |
| 4/7  | Colorado State    |        |    |   |   |    |       |    |    |     |    |     |    |        |   |
| 4/16 | New Mexico State  |        |    |   |   |    |       |    |    |     |    |     |    |        |   |
| 4/19 | Utah State        |        |    |   |   |    |       |    |    |     |    |     |    |        |   |
| 4/20 | Utah State        |        |    |   |   |    |       |    |    |     |    |     |    |        |   |
| 4/21 | Utah State        |        |    |   |   |    |       |    |    |     |    |     |    |        |   |
| 4/26 | Boise State       |        |    |   |   |    |       |    |    |     |    |     |    |        |   |
| 4/27 | Boise State       |        |    |   |   |    |       |    |    |     |    |     |    |        |   |
| 4/28 | Boise State       |        |    |   |   |    |       |    |    |     |    |     |    |        |   |
| 5/2  | Fresno State      |        |    |   |   |    |       |    |    |     |    |     |    |        |   |
| 5/3  | Fresno State      |        |    |   |   |    |       |    |    |     |    |     |    |        |   |
| 5/4  | Fresno State      |        |    |   |   |    |       |    |    |     |    |     |    |        |   |
|      |                   | 7      | 21 | 0 | 3 | 3  | 0     | 0  | 0  | 2   | 6  | 0   | 8  | 0-0    |   |

## CAREER STATS

| SEASON | GP | GS | AVG. | AB | R | H | 2B | 3B | HR | RBI | TB | SLG% | BB | SO | HBP | OB%  | SF | SH | SB-SA | PO | A | E | FLD%  |
|--------|----|----|------|----|---|---|----|----|----|-----|----|------|----|----|-----|------|----|----|-------|----|---|---|-------|
| 2024   | 14 | 7  | .143 | 21 | 0 | 3 | 0  | 0  | 0  | 2   | 3  | .143 | 6  | 8  | 0   | .333 | 0  | 0  | 0-0   | 1  | 0 | 0 | 1.000 |
| TOTAL  | 14 | 7  | .143 | 21 | 0 | 3 | 0  | 0  | 0  | 2   | 3  | .143 | 6  | 8  | 0   | .333 | 0  | 0  | 0-0   | 1  | 0 | 0 | 1.000 |

## HIGHLIGHTS

- Majoring in business administration
- Also played badminton in high school, where she was named to the first team all-district and all-region in 2022 and earned the 2022 Varsity Badminton Principle Award.
- Third generation in her family to wear #26



THE 2024 LOBOS



27 Hayden Luderer

FR • UTIL • 5-5 • R/R  
Thousand Oaks, Calif. (Louisville HS)

| SEASON BESTS |   |                                 |
|--------------|---|---------------------------------|
| Hits         | 1 | 2x, last: Toledo, 3-2-24        |
| Doubles      |   |                                 |
| Triples      |   |                                 |
| Home Runs    |   |                                 |
| RBI          |   |                                 |
| Runs         | 2 | SFA, 2-23-24                    |
| Walks        | 1 | 3x, last: Cleveland St., 3-7-24 |
| Stolen Bases | 1 | Montana, 3-1-24                 |

| CAREER BESTS |      |  |
|--------------|------|--|
| Hits         | Same |  |
| Doubles      |      |  |
| Triples      |      |  |
| Home Runs    |      |  |
| RBI          |      |  |
| Runs         | Same |  |
| Walks        | Same |  |
| Stolen Bases | Same |  |

| STREAKS |         |             |
|---------|---------|-------------|
|         | Current | Career Best |
| Hitting |         | 2           |
| On-Base |         | 4           |

| MULTI-HIT GAMES |   |   |   |    |       |
|-----------------|---|---|---|----|-------|
|                 | 2 | 3 | 4 | 5+ | TOTAL |
| 2024            |   |   |   |    |       |

| MULTI-RBI GAMES |   |   |   |    |       |
|-----------------|---|---|---|----|-------|
|                 | 2 | 3 | 4 | 5+ | TOTAL |
| 2024            |   |   |   |    |       |

| 2024 GAME-BY-GAME |                   |        |    |    |   |       |    |    |    |     |    |     |    |        |   |  |
|-------------------|-------------------|--------|----|----|---|-------|----|----|----|-----|----|-----|----|--------|---|--|
| DATE              | OPPONENT          | POS    | AB | R  | H | TB    | 2B | 3B | HR | RBI | BB | HBP | SO | SB-ATT | E |  |
| 2/9               | Tennessee State   | pr     | 0  | 0  | 0 | 0     | 0  | 0  | 0  | 0   | 0  | 0   | 0  | 0-0    | 0 |  |
| 2/9               | McNeese           | ph     | 1  | 0  | 0 | 0     | 0  | 0  | 0  | 0   | 0  | 0   | 1  | 0-0    | 0 |  |
| 2/10              | Chattanooga       |        |    |    |   | -DNP- |    |    |    |     |    |     |    |        |   |  |
| 2/10              | Cal               |        |    |    |   | -DNP- |    |    |    |     |    |     |    |        |   |  |
| 2/11              | Louisiana         |        |    |    |   | -DNP- |    |    |    |     |    |     |    |        |   |  |
| 2/14              | UTEP              | pr     | 0  | 0  | 0 | 0     | 0  | 0  | 0  | 0   | 0  | 0   | 0  | 0-0    | 0 |  |
| 2/14              | UTEP              |        |    |    |   | -DNP- |    |    |    |     |    |     |    |        |   |  |
| 2/16              | Marist            | pr     | 0  | 1  | 0 | 0     | 0  | 0  | 0  | 0   | 0  | 0   | 0  | 0-0    | 0 |  |
| 2/16              | Abilene Christian |        |    |    |   | -DNP- |    |    |    |     |    |     |    |        |   |  |
| 2/17              | Houston Christian |        |    |    |   | -DNP- |    |    |    |     |    |     |    |        |   |  |
| 2/18              | Marist            |        |    |    |   | -DNP- |    |    |    |     |    |     |    |        |   |  |
| 2/18              | Abilene Christian | 3b     | 0  | 0  | 0 | 0     | 0  | 0  | 0  | 0   | 0  | 0   | 0  | 0-0    | 0 |  |
| 2/23              | Stephen F. Austin | *of    | 2  | 2  | 0 | 0     | 0  | 0  | 0  | 0   | 1  | 0   | 1  | 0-0    | 0 |  |
| 2/23              | North Texas       | *of    | 2  | 0  | 0 | 0     | 0  | 0  | 0  | 0   | 0  | 0   | 1  | 0-0    | 0 |  |
| 2/24              | Stephen F. Austin | ph/of  | 2  | 0  | 0 | 0     | 0  | 0  | 0  | 0   | 0  | 0   | 0  | 0-0    | 0 |  |
| 2/24              | North Texas       | *of    | 2  | 0  | 0 | 0     | 0  | 0  | 0  | 0   | 0  | 0   | 1  | 0-0    | 0 |  |
| 2/25              | Minnesota         | *of    | 1  | 0  | 0 | 0     | 0  | 0  | 0  | 0   | 0  | 0   | 1  | 0-0    | 0 |  |
| 2/28              | Texas Tech        |        |    |    |   | -DNP- |    |    |    |     |    |     |    |        |   |  |
| 3/1               | Pacific           |        |    |    |   | -DNP- |    |    |    |     |    |     |    |        |   |  |
| 3/1               | Montana           | *of/of | 3  | 0  | 1 | 1     | 0  | 0  | 0  | 0   | 0  | 0   | 0  | 1-1    | 0 |  |
| 3/2               | Toledo            | *of    | 3  | 1  | 1 | 1     | 0  | 0  | 0  | 0   | 0  | 0   | 0  | 0-0    | 0 |  |
| 3/2               | Grand Canyon      | *of    | 2  | 0  | 0 | 0     | 0  | 0  | 0  | 0   | 1  | 0   | 1  | 0-0    | 0 |  |
| 3/7               | Cleveland State   | *of    | 2  | 0  | 0 | 0     | 0  | 0  | 0  | 0   | 1  | 0   | 1  | 0-0    | 0 |  |
| 3/7               | Hawai'i           | *of    | 1  | 0  | 0 | 0     | 0  | 0  | 0  | 0   | 0  | 0   | 0  | 0-0    | 0 |  |
| 3/8               | UConn             | *of    | 1  | 0  | 0 | 0     | 0  | 0  | 0  | 0   | 0  | 0   | 1  | 0-0    | 0 |  |
| 3/8               | Hawai'i           | of     | 0  | 0  | 0 | 0     | 0  | 0  | 0  | 0   | 0  | 0   | 0  | 0-0    | 0 |  |
| 3/12              | Texas Tech        |        |    |    |   |       |    |    |    |     |    |     |    |        |   |  |
| 3/12              | Texas Tech        |        |    |    |   |       |    |    |    |     |    |     |    |        |   |  |
| 3/15              | San José State    |        |    |    |   |       |    |    |    |     |    |     |    |        |   |  |
| 3/16              | San José State    |        |    |    |   |       |    |    |    |     |    |     |    |        |   |  |
| 3/17              | San José State    |        |    |    |   |       |    |    |    |     |    |     |    |        |   |  |
| 3/22              | UNLV              |        |    |    |   |       |    |    |    |     |    |     |    |        |   |  |
| 3/23              | UNLV              |        |    |    |   |       |    |    |    |     |    |     |    |        |   |  |
| 3/24              | UNLV              |        |    |    |   |       |    |    |    |     |    |     |    |        |   |  |
| 3/26              | New Mexico State  |        |    |    |   |       |    |    |    |     |    |     |    |        |   |  |
| 3/26              | New Mexico State  |        |    |    |   |       |    |    |    |     |    |     |    |        |   |  |
| 3/28              | Nevada            |        |    |    |   |       |    |    |    |     |    |     |    |        |   |  |
| 3/29              | Nevada            |        |    |    |   |       |    |    |    |     |    |     |    |        |   |  |
| 3/30              | Nevada            |        |    |    |   |       |    |    |    |     |    |     |    |        |   |  |
| 4/3               | San Diego State   |        |    |    |   |       |    |    |    |     |    |     |    |        |   |  |
| 4/3               | San Diego State   |        |    |    |   |       |    |    |    |     |    |     |    |        |   |  |
| 4/6               | Colorado State    |        |    |    |   |       |    |    |    |     |    |     |    |        |   |  |
| 4/7               | Colorado State    |        |    |    |   |       |    |    |    |     |    |     |    |        |   |  |
| 4/16              | New Mexico State  |        |    |    |   |       |    |    |    |     |    |     |    |        |   |  |
| 4/19              | Utah State        |        |    |    |   |       |    |    |    |     |    |     |    |        |   |  |
| 4/20              | Utah State        |        |    |    |   |       |    |    |    |     |    |     |    |        |   |  |
| 4/21              | Utah State        |        |    |    |   |       |    |    |    |     |    |     |    |        |   |  |
| 4/26              | Boise State       |        |    |    |   |       |    |    |    |     |    |     |    |        |   |  |
| 4/27              | Boise State       |        |    |    |   |       |    |    |    |     |    |     |    |        |   |  |
| 4/28              | Boise State       |        |    |    |   |       |    |    |    |     |    |     |    |        |   |  |
| 5/2               | Fresno State      |        |    |    |   |       |    |    |    |     |    |     |    |        |   |  |
| 5/3               | Fresno State      |        |    |    |   |       |    |    |    |     |    |     |    |        |   |  |
| 5/4               | Fresno State      |        |    |    |   |       |    |    |    |     |    |     |    |        |   |  |
|                   |                   |        | 7  | 18 | 4 | 2     | 2  | 0  | 0  | 0   | 2  | 0   | 6  | 1-1    | 0 |  |

| CAREER STATS |    |    |      |    |   |   |    |    |    |     |    |      |    |    |     |      |
|--------------|----|----|------|----|---|---|----|----|----|-----|----|------|----|----|-----|------|
| SEASON       | GP | GS | AVG. | AB | R | H | 2B | 3B | HR | RBI | TB | SLG% | BB | SO | HBP | OB%  |
| 2024         | 17 | 10 | .091 | 22 | 4 | 2 | 0  | 0  | 0  | 0   | 2  | .091 | 3  | 8  | 0   | .200 |
| TOTAL        | 17 | 10 | .091 | 22 | 4 | 2 | 0  | 0  | 0  | 0   | 2  | .091 | 3  | 8  | 0   | .200 |

- HIGHLIGHTS
- Played both third and in the outfield in high school
  - Ranked 68th in the country for the class of 2023 by Extra Innings Softball
  - Played for Athletics Wellbaum and Firecrackers Rico
  - Undecided on major

THE 2024 LOBOS



28

Emily Brouse

JR • P • 6-0 • R/R

Harlan, Iowa (Odessa College)

SEASON BESTS

|           |     |                       |
|-----------|-----|-----------------------|
| IP (high) | 3.0 | Hawai'i, 3-8-24       |
| H (low)   | 0   | 2x, last: GCU, 3-2-24 |
| R (low)   | 0   | 2x, last: GCU, 3-2-24 |
| ER (low)  | 0   | 2x, last: GCU, 3-2-24 |
| BB (low)  | 0   | 2x, last: GCU, 3-2-24 |
| SO (high) | 4   | ACU, 2-16-24          |
| BF (high) | 16  | Hawai'i, 3-8-24       |
| NP (high) | 63  | Hawai'i, 3-8-24       |

CAREER BESTS (AT UNM)

|           |      |
|-----------|------|
| IP (high) | Same |
| H (low)   | Same |
| R (low)   | Same |
| ER (low)  | Same |
| BB (low)  | Same |
| SO (high) | Same |
| BF (high) | Same |
| NP (high) | Same |

PITCHING SUPERLATIVES (MIN. 4.0 IP)

|             |        |        |
|-------------|--------|--------|
|             | Season | Career |
| 5+ K        |        |        |
| 10+ K       |        |        |
| 1 R or Less |        |        |
| Shutout     |        |        |

| 2024 GAME-BY-GAME |                   |     |       |    |      |    |       |    |    |    |    |    |    |    |     |  |
|-------------------|-------------------|-----|-------|----|------|----|-------|----|----|----|----|----|----|----|-----|--|
| DATE              | OPPONENT          | W-L | ERA   | CG | IP   | H  | R     | ER | BB | SO | 2B | 3B | HR | BF | HBP |  |
| 2/9               | Tennessee St.     |     |       |    |      |    | -DNP- |    |    |    |    |    |    |    |     |  |
| 2/9               | McNeese           |     |       |    |      |    | -DNP- |    |    |    |    |    |    |    |     |  |
| 2/10              | Chattanooga       |     |       |    |      |    | -DNP- |    |    |    |    |    |    |    |     |  |
| 2/10              | Cal               |     |       |    |      |    | -DNP- |    |    |    |    |    |    |    |     |  |
| 2/11              | Louisiana         |     |       |    |      |    | -DNP- |    |    |    |    |    |    |    |     |  |
| 2/14              | UTEP              |     |       |    |      |    | -DNP- |    |    |    |    |    |    |    |     |  |
| 2/14              | UTEP              |     |       |    |      |    | -DNP- |    |    |    |    |    |    |    |     |  |
| 2/16              | Marist            |     |       |    |      |    | -DNP- |    |    |    |    |    |    |    |     |  |
| 2/16              | Abilene Christian | --  | 3.50  | 0  | 2.0  | 1  | 1     | 1  | 3  | 4  | 1  | 0  | 0  | 10 | 0   |  |
| 2/17              | Houston Christian |     |       |    |      |    | -DNP- |    |    |    |    |    |    |    |     |  |
| 2/18              | Marist            | --  | 9.00  | 0  | 2.1  | 4  | 3     | 3  | 1  | 1  | 2  | 0  | 0  | 13 | 1   |  |
| 2/18              | Abilene Christian |     |       |    |      |    | -DNP- |    |    |    |    |    |    |    |     |  |
| 2/23              | Stephen F. Austin |     |       |    |      |    | -DNP- |    |    |    |    |    |    |    |     |  |
| 2/23              | North Texas       |     |       |    |      |    | -DNP- |    |    |    |    |    |    |    |     |  |
| 2/24              | Stephen F. Austin |     | 21.00 | 0  | 1.2  | 7  | 8     | 5  | 2  | 0  | 2  | 1  | 0  | 15 | 0   |  |
| 2/24              | North Texas       |     |       |    |      |    | -DNP- |    |    |    |    |    |    |    |     |  |
| 2/25              | Minnesota         |     |       |    |      |    | -DNP- |    |    |    |    |    |    |    |     |  |
| 2/28              | Texas Tech        |     | 0.00  | 0  | 1.0  | 0  | 0     | 0  | 0  | 1  | 0  | 0  | 0  | 3  | 0   |  |
| 3/1               | Pacific           |     |       |    |      |    | -DNP- |    |    |    |    |    |    |    |     |  |
| 3/1               | Montana           |     |       |    |      |    | -DNP- |    |    |    |    |    |    |    |     |  |
| 3/2               | Toledo            |     |       |    |      |    | -DNP- |    |    |    |    |    |    |    |     |  |
| 3/2               | Grand Canyon      | --  | 0.00  | 0  | 1.1  | 0  | 0     | 0  | 0  | 1  | 0  | 0  | 0  | 4  | 0   |  |
| 3/7               | Cleveland State   |     |       |    |      |    | -DNP- |    |    |    |    |    |    |    |     |  |
| 3/7               | Hawai'i           |     |       |    |      |    | -DNP- |    |    |    |    |    |    |    |     |  |
| 3/8               | UConn             |     |       |    |      |    | -DNP- |    |    |    |    |    |    |    |     |  |
| 3/8               | Hawai'i           | --  | 2.33  | 0  | 3.0  | 1  | 1     | 1  | 5  | 2  | 0  | 0  | 0  | 16 | 0   |  |
| 3/12              | Texas Tech        |     |       |    |      |    |       |    |    |    |    |    |    |    |     |  |
| 3/12              | Texas Tech        |     |       |    |      |    |       |    |    |    |    |    |    |    |     |  |
| 3/15              | San José State    |     |       |    |      |    |       |    |    |    |    |    |    |    |     |  |
| 3/16              | San José State    |     |       |    |      |    |       |    |    |    |    |    |    |    |     |  |
| 3/17              | San José State    |     |       |    |      |    |       |    |    |    |    |    |    |    |     |  |
| 3/122             | UNLV              |     |       |    |      |    |       |    |    |    |    |    |    |    |     |  |
| 3/23              | UNLV              |     |       |    |      |    |       |    |    |    |    |    |    |    |     |  |
| 3/24              | UNLV              |     |       |    |      |    |       |    |    |    |    |    |    |    |     |  |
| 3/26              | New Mexico State  |     |       |    |      |    |       |    |    |    |    |    |    |    |     |  |
| 3/26              | New Mexico State  |     |       |    |      |    |       |    |    |    |    |    |    |    |     |  |
| 3/28              | Nevada            |     |       |    |      |    |       |    |    |    |    |    |    |    |     |  |
| 3/29              | Nevada            |     |       |    |      |    |       |    |    |    |    |    |    |    |     |  |
| 3/30              | Nevada            |     |       |    |      |    |       |    |    |    |    |    |    |    |     |  |
| 4/3               | San Diego State   |     |       |    |      |    |       |    |    |    |    |    |    |    |     |  |
| 4/3               | San Diego State   |     |       |    |      |    |       |    |    |    |    |    |    |    |     |  |
| 4/6               | Colorado State    |     |       |    |      |    |       |    |    |    |    |    |    |    |     |  |
| 4/7               | Colorado State    |     |       |    |      |    |       |    |    |    |    |    |    |    |     |  |
| 4/16              | New Mexico State  |     |       |    |      |    |       |    |    |    |    |    |    |    |     |  |
| 4/19              | Utah State        |     |       |    |      |    |       |    |    |    |    |    |    |    |     |  |
| 4/20              | Utah State        |     |       |    |      |    |       |    |    |    |    |    |    |    |     |  |
| 4/21              | Utah State        |     |       |    |      |    |       |    |    |    |    |    |    |    |     |  |
| 4/26              | Boise State       |     |       |    |      |    |       |    |    |    |    |    |    |    |     |  |
| 4/27              | Boise State       |     |       |    |      |    |       |    |    |    |    |    |    |    |     |  |
| 4/28              | Boise State       |     |       |    |      |    |       |    |    |    |    |    |    |    |     |  |
| 5/2               | Fresno State      |     |       |    |      |    |       |    |    |    |    |    |    |    |     |  |
| 5/3               | Fresno State      |     |       |    |      |    |       |    |    |    |    |    |    |    |     |  |
| 5/4               | Fresno State      |     |       |    |      |    |       |    |    |    |    |    |    |    |     |  |
|                   |                   | 0-0 | 6.18  | 0  | 11.1 | 13 | 13    | 10 | 11 | 9  | 5  | 1  | 0  | 61 | 1   |  |

| CAREER STATS |    |     |    |     |      |     |    |      |    |    |    |    |    |    |    |    |    |         |    |     |    |   |
|--------------|----|-----|----|-----|------|-----|----|------|----|----|----|----|----|----|----|----|----|---------|----|-----|----|---|
| SEASON       | GS | APP | CG | W-L | ERA  | SHO | SV | IP   | H  | R  | ER | BB | SO | 2B | 3B | HR | BF | NP-STK  | WP | HBP | PO | A |
| 2024         | 2  | 6   | 0  | 0-0 | 6.18 | 0   | 0  | 11.1 | 13 | 13 | 10 | 11 | 9  | 5  | 1  | 0  | 61 | 241-123 | 1  | 1   | 1  | 3 |
| TOTAL        | 2  | 6   | 0  | 0-0 | 6.18 | 0   | 0  | 11.1 | 13 | 13 | 10 | 11 | 9  | 5  | 1  | 0  | 61 | 241-123 | 1  | 1   | 1  | 3 |

HIGHLIGHTS

- Played at Iowa Western CC freshman season and at Odessa College sophomore season
- At Odessa, pitched 110.2 innings, appearing in 29 games with 22 starts and 10 complete games. Totaled 137 strikeouts (an average of 8.67 per game) while allowing 38 runs (30 earned) to finish with an 18-3 record and a 1.90 ERA.
- Struck out 5 or more batters in 15 games with 2 games with 10-plus strikeouts last season
- Threw a no-hitter against Western Texas College, striking out 12, and had her second no-hitter against Frank Phillips College, striking out 6 while also not allowing a walk last year
- Majoring in liberal arts



THE 2024 LOBOS



33 Sydney Carithers

JR • C/INF • 5-6 • R/R  
Fort Worth, Texas (Stephen F. Austin)

SEASON BESTS

|              |   |                                 |
|--------------|---|---------------------------------|
| Hits         | 1 | 7x, last: Cleveland St., 3-7-24 |
| Doubles      | 1 | 3x, last: Cleveland St., 3-7-24 |
| Triples      |   |                                 |
| Home Runs    |   |                                 |
| RBI          | 2 | 2x, last: Toledo, 3-2-24        |
| Runs         | 2 | Marist, 2-16-24                 |
| Walks        | 2 | Hawai'i, 3-8-24                 |
| Stolen Bases | 1 | 3x, last: ACU, 2-16-24          |

CAREER BESTS

|              |   |                            |
|--------------|---|----------------------------|
| Hits         | 3 | Tarleton St., 2-26-22      |
| Doubles      | 1 | 11x, last: Marist, 2-16-24 |
| Triples      | 1 | Missouri St., 2-20-22      |
| Home Runs    | 1 | 4x, last: ACU, 4-22-23     |
| RBI          | 4 | Southern Utah, 4-1-23      |
| Runs         | 2 | 3x, last: Marist, 2-16-24  |
| Walks        | 2 | 3x, last: Hawai'i, 3-8-24  |
| Stolen Bases | 1 | 4x, last: ACU, 2-16-24     |

STREAKS (AT UNM)

|         |         |             |
|---------|---------|-------------|
|         | Current | Career Best |
| Hitting |         | 1           |
| On-Base | 1       | 5           |

MULTI-HIT GAMES

|      |   |   |   |    |       |
|------|---|---|---|----|-------|
|      | 2 | 3 | 4 | 5+ | TOTAL |
| 2022 | 7 | 1 | - | -  | 8     |
| 2023 | 6 | - | - | -  | 6     |
| 2024 |   |   |   |    |       |

MULTI-RBI GAMES

|      |   |   |   |    |       |
|------|---|---|---|----|-------|
|      | 2 | 3 | 4 | 5+ | TOTAL |
| 2022 | 3 | - | - | -  | 3     |
| 2023 | 1 | - | 1 | -  | 2     |
| 2024 | 2 |   |   |    | 2     |

2024 GAME-BY-GAME

| DATE | OPPONENT          | POS | AB | R | H | TB    | 2B | 3B | HR | RBI | BB | HBP | SO | SB-ATT | E |
|------|-------------------|-----|----|---|---|-------|----|----|----|-----|----|-----|----|--------|---|
| 2/9  | Tennessee State   | *c  | 3  | 0 | 1 | 1     | 0  | 0  | 0  | 1   | 0  | 0   | 0  | 0-0    | 0 |
| 2/9  | McNeese           | *c  | 2  | 0 | 0 | 0     | 0  | 0  | 0  | 0   | 1  | 0   | 0  | 0-0    | 0 |
| 2/10 | Chattanooga       | *c  | 2  | 0 | 0 | 0     | 0  | 0  | 0  | 0   | 0  | 0   | 1  | 0-0    | 0 |
| 2/10 | Cal               | *c  | 2  | 1 | 0 | 0     | 0  | 0  | 0  | 0   | 0  | 0   | 0  | 0-0    | 0 |
| 2/11 | Louisiana         | *c  | 2  | 0 | 0 | 0     | 0  | 0  | 0  | 0   | 0  | 0   | 0  | 0-0    | 0 |
| 2/14 | UTEP              | *c  | 3  | 1 | 1 | 1     | 0  | 0  | 0  | 0   | 0  | 0   | 0  | 1-1    | 1 |
| 2/14 | UTEP              | *c  | 1  | 0 | 0 | 0     | 0  | 0  | 0  | 0   | 0  | 0   | 1  | 0-0    | 1 |
| 2/16 | Marist            | c   | 1  | 2 | 1 | 2     | 1  | 0  | 0  | 2   | 1  | 0   | 0  | 1-1    | 0 |
| 2/16 | Abilene Christian | *c  | 2  | 1 | 0 | 0     | 0  | 0  | 0  | 0   | 0  | 1   | 1  | 1-1    | 0 |
| 2/17 | Houston Christian | *c  | 2  | 0 | 0 | 0     | 0  | 0  | 0  | 0   | 0  | 0   | 0  | 0-0    | 0 |
| 2/18 | Marist            | *c  | 0  | 1 | 0 | 0     | 0  | 0  | 0  | 0   | 1  | 0   | 0  | 0-0    | 0 |
| 2/18 | Abilene Christian | c   | 0  | 0 | 0 | 0     | 0  | 0  | 0  | 0   | 0  | 0   | 0  | 0-0    | 0 |
| 2/23 | Stephen F. Austin | *c  | 2  | 0 | 0 | 0     | 0  | 0  | 0  | 0   | 1  | 0   | 1  | 0-0    | 0 |
| 2/23 | North Texas       | *c  | 2  | 0 | 1 | 1     | 0  | 0  | 0  | 0   | 0  | 0   | 0  | 0-0    | 0 |
| 2/24 | Stephen F. Austin | *c  | 2  | 0 | 0 | 0     | 0  | 0  | 0  | 0   | 0  | 0   | 0  | 0-0    | 0 |
| 2/24 | North Texas       |     |    |   |   | -DNP- |    |    |    |     |    |     |    |        |   |
| 2/25 | Minnesota         | *c  | 1  | 0 | 0 | 0     | 0  | 0  | 0  | 0   | 0  | 0   | 1  | 0-0    | 0 |
| 2/28 | Texas Tech        | *3b | 2  | 0 | 0 | 0     | 0  | 0  | 0  | 0   | 0  | 0   | 1  | 0-0    | 1 |
| 3/1  | Pacific           | *3b | 3  | 0 | 1 | 1     | 0  | 0  | 0  | 0   | 0  | 0   | 0  | 0-0    | 0 |
| 3/1  | Montana           | *3b | 1  | 1 | 0 | 0     | 0  | 0  | 0  | 0   | 1  | 0   | 0  | 0-0    | 0 |
| 3/2  | Toledo            | *3b | 3  | 0 | 1 | 2     | 1  | 0  | 0  | 2   | 0  | 0   | 0  | 0-0    | 0 |
| 3/2  | Grand Canyon      | *3b | 2  | 0 | 0 | 0     | 0  | 0  | 0  | 0   | 0  | 1   | 0  | 0-0    | 0 |
| 3/7  | Cleveland State   | *3b | 3  | 0 | 1 | 2     | 1  | 0  | 0  | 0   | 0  | 0   | 0  | 0-0    | 1 |
| 3/7  | Hawai'i           | *3b | 2  | 0 | 0 | 0     | 0  | 0  | 0  | 0   | 0  | 0   | 0  | 0-0    | 0 |
| 3/8  | UConn             | *3b | 1  | 0 | 0 | 0     | 0  | 0  | 0  | 0   | 0  | 0   | 0  | 0-0    | 0 |
| 3/8  | Hawai'i           | *3b | 1  | 1 | 0 | 0     | 0  | 0  | 0  | 0   | 2  | 0   | 1  | 0-1    | 0 |
| 3/12 | Texas Tech        |     |    |   |   |       |    |    |    |     |    |     |    |        |   |
| 3/12 | Texas Tech        |     |    |   |   |       |    |    |    |     |    |     |    |        |   |
| 3/15 | San José State    |     |    |   |   |       |    |    |    |     |    |     |    |        |   |
| 3/16 | San José State    |     |    |   |   |       |    |    |    |     |    |     |    |        |   |
| 3/17 | San José State    |     |    |   |   |       |    |    |    |     |    |     |    |        |   |
| 3/22 | UNLV              |     |    |   |   |       |    |    |    |     |    |     |    |        |   |
| 3/23 | UNLV              |     |    |   |   |       |    |    |    |     |    |     |    |        |   |
| 3/24 | UNLV              |     |    |   |   |       |    |    |    |     |    |     |    |        |   |
| 3/26 | New Mexico State  |     |    |   |   |       |    |    |    |     |    |     |    |        |   |
| 3/26 | New Mexico State  |     |    |   |   |       |    |    |    |     |    |     |    |        |   |
| 3/28 | Nevada            |     |    |   |   |       |    |    |    |     |    |     |    |        |   |
| 3/29 | Nevada            |     |    |   |   |       |    |    |    |     |    |     |    |        |   |
| 3/30 | Nevada            |     |    |   |   |       |    |    |    |     |    |     |    |        |   |
| 4/3  | San Diego State   |     |    |   |   |       |    |    |    |     |    |     |    |        |   |
| 4/3  | San Diego State   |     |    |   |   |       |    |    |    |     |    |     |    |        |   |
| 4/6  | Colorado State    |     |    |   |   |       |    |    |    |     |    |     |    |        |   |
| 4/7  | Colorado State    |     |    |   |   |       |    |    |    |     |    |     |    |        |   |
| 4/16 | New Mexico State  |     |    |   |   |       |    |    |    |     |    |     |    |        |   |
| 4/19 | Utah State        |     |    |   |   |       |    |    |    |     |    |     |    |        |   |
| 4/20 | Utah State        |     |    |   |   |       |    |    |    |     |    |     |    |        |   |
| 4/21 | Utah State        |     |    |   |   |       |    |    |    |     |    |     |    |        |   |
| 4/26 | Boise State       |     |    |   |   |       |    |    |    |     |    |     |    |        |   |
| 4/27 | Boise State       |     |    |   |   |       |    |    |    |     |    |     |    |        |   |
| 4/28 | Boise State       |     |    |   |   |       |    |    |    |     |    |     |    |        |   |
| 5/2  | Fresno State      |     |    |   |   |       |    |    |    |     |    |     |    |        |   |
| 5/3  | Fresno State      |     |    |   |   |       |    |    |    |     |    |     |    |        |   |
| 5/4  | Fresno State      |     |    |   |   |       |    |    |    |     |    |     |    |        |   |
|      |                   | 23  | 45 | 8 | 7 | 10    | 3  | 0  | 0  | 5   | 7  | 2   | 7  | 3-4    | 4 |

CAREER STATS

| SEASON | GP  | GS  | AVG. | AB  | R  | H  | 2B | 3B | HR | RBI | TB | SLG% | BB | SO | HBP | OB%  | SF | SH | SB-SA | PO  | A   | E  | FLD% |
|--------|-----|-----|------|-----|----|----|----|----|----|-----|----|------|----|----|-----|------|----|----|-------|-----|-----|----|------|
| 2022   | 55  | 52  | .245 | 151 | 11 | 38 | 6  | 1  | 2  | 16  | 52 | .335 | 8  | 33 | 1   | .285 | 1  | 2  | 0-0   | 112 | 50  | 5  | .970 |
| 2023   | 51  | 50  | .212 | 118 | 19 | 25 | 4  | 0  | 2  | 13  | 35 | .297 | 10 | 18 | 4   | .293 | 1  | 2  | 1-2   | 112 | 80  | 10 | .950 |
| 2024   | 25  | 23  | .156 | 45  | 8  | 7  | 3  | 0  | 0  | 5   | 10 | .222 | 7  | 7  | 2   | .291 | 1  | 2  | 3-4   | 67  | 23  | 4  | .947 |
| TOTAL  | 131 | 125 | .223 | 314 | 38 | 70 | 13 | 1  | 4  | 34  | 97 | .305 | 25 | 58 | 7   | .288 | 3  | 6  | 4-6   | 291 | 153 | 19 | .959 |

HIGHLIGHTS

- Played at SFA previous 2 seasons, graduated from Brewer High School in 2021
- Recorded a hit in 19 games with multiple hits in six games and at least one RBI in nine games last season
- Threw out five runners sophomore season
- Posted a hit in 28 games with two five-game hitting streaks, eight multi-hit games and drove in a run in 13 games as a freshman
- Played for Coach Dickson her freshman season
- Majoring in liberal arts

THE 2024 LOBOS



38

Keyannah Chavez

SO • OF • 5-1 • L/L  
Leander, Texas (Glen HS)

SEASON BESTS

|              |   |                           |
|--------------|---|---------------------------|
| Hits         | 3 | 3x, last: GCU, 3-2-24     |
| Doubles      | 1 | 3x, last: GCU, 3-2-24     |
| Triples      | 1 | 2x, last: Marist, 2-18-24 |
| Home Runs    | 1 | 2x, last: Montana, 3-1-24 |
| RBI          | 2 | 2x, last: Montana, 3-1-24 |
| Runs         | 3 | Tennessee State, 2-9-24   |
| Walks        | 1 | 7x, last: UConn, 3-8-24   |
| Stolen Bases | 3 | Tennessee State, 2-9-24   |

CAREER BESTS

|              |   |                                 |
|--------------|---|---------------------------------|
| Hits         | 3 | 5x, last: GCU, 3-2-24           |
| Doubles      | 1 | 10x, last: GCU, 3-2-24          |
| Triples      | 1 | 2x, last: Marist, 2-18-24       |
| Home Runs    |   | Same                            |
| RBI          | 4 | San José State, 3-25-23         |
| Runs         | 3 | 2x, last: Tennessee St., 2-9-24 |
| Walks        | 3 | Utah State, 3-17-23             |
| Stolen Bases | 3 | Tennessee State, 2-9-24         |

STREAKS

|         |         |             |
|---------|---------|-------------|
|         | Current | Career Best |
| Hitting | 1       | 7           |
| On-Base | 2       | 16          |

MULTI-HIT GAMES

|      |    |   |   |    |       |
|------|----|---|---|----|-------|
|      | 2  | 3 | 4 | 5+ | TOTAL |
| 2023 | 10 | 2 | - | -  | 12    |
| 2024 | 5  | 3 |   |    | 8     |

MULTI-RBI GAMES

|      |   |   |   |    |       |
|------|---|---|---|----|-------|
|      | 2 | 3 | 4 | 5+ | TOTAL |
| 2023 | 4 | - | 1 | -  | 5     |
| 2024 | 2 |   |   |    | 2     |

| 2024 GAME-BY-GAME |                   |        |    |    |    |    |    |    |    |     |    |     |    |        |     |   |  |  |
|-------------------|-------------------|--------|----|----|----|----|----|----|----|-----|----|-----|----|--------|-----|---|--|--|
| DATE              | OPPONENT          | POS    | AB | R  | H  | TB | 2B | 3B | HR | RBI | BB | HBP | SO | SB-ATT | E   |   |  |  |
| 2/9               | Tennessee State   | *of    | 4  | 3  | 3  | 3  | 0  | 0  | 0  | 0   | 0  | 0   | 0  | 0      | 3-3 | 0 |  |  |
| 2/9               | McNeese           | *of    | 3  | 0  | 2  | 2  | 0  | 0  | 0  | 0   | 0  | 0   | 0  | 0-0    | 1   |   |  |  |
| 2/10              | Chattanooga       | *of    | 2  | 0  | 0  | 0  | 0  | 0  | 0  | 0   | 0  | 1   | 1  | 0-0    | 0   |   |  |  |
| 2/10              | Cal               | *of    | 2  | 0  | 1  | 1  | 0  | 0  | 0  | 2   | 0  | 0   | 0  | 0-0    | 0   |   |  |  |
| 2/11              | Louisiana         | *of    | 3  | 0  | 0  | 0  | 0  | 0  | 0  | 0   | 0  | 0   | 0  | 0-0    | 0   |   |  |  |
| 2/14              | UTEP              | *of    | 4  | 0  | 0  | 0  | 0  | 0  | 0  | 0   | 0  | 0   | 0  | 0-0    | 0   |   |  |  |
| 2/14              | UTEP              | *of    | 3  | 0  | 0  | 0  | 0  | 0  | 0  | 0   | 0  | 0   | 0  | 0-0    | 0   |   |  |  |
| 2/16              | Marist            | *of    | 2  | 2  | 2  | 3  | 1  | 0  | 0  | 1   | 0  | 0   | 0  | 0-0    | 0   |   |  |  |
| 2/16              | Abilene Christian | *of    | 3  | 0  | 2  | 4  | 0  | 1  | 0  | 0   | 0  | 0   | 0  | 0-0    | 0   |   |  |  |
| 2/17              | Houston Christian | *of    | 2  | 0  | 1  | 1  | 0  | 0  | 0  | 0   | 1  | 0   | 0  | 0-0    | 0   |   |  |  |
| 2/18              | Marist            | *of    | 3  | 2  | 3  | 6  | 1  | 1  | 0  | 1   | 1  | 0   | 0  | 0-1    | 0   |   |  |  |
| 2/18              | Abilene Christian | *of    | 1  | 0  | 1  | 1  | 0  | 0  | 0  | 0   | 0  | 0   | 0  | 0-0    | 0   |   |  |  |
| 2/23              | Stephen F. Austin | *of    | 3  | 1  | 2  | 5  | 0  | 0  | 1  | 1   | 0  | 0   | 0  | 0-0    | 0   |   |  |  |
| 2/23              | North Texas       | *dp/of | 2  | 0  | 1  | 1  | 0  | 0  | 0  | 0   | 0  | 0   | 1  | 0-0    | 0   |   |  |  |
| 2/24              | Stephen F. Austin | *of/of | 1  | 0  | 0  | 0  | 0  | 0  | 0  | 0   | 0  | 0   | 0  | 0-0    | 0   |   |  |  |
| 2/24              | North Texas       | dp     | 1  | 0  | 0  | 0  | 0  | 0  | 0  | 0   | 1  | 0   | 1  | 0-0    | 0   |   |  |  |
| 2/25              | Minnesota         | *dp/of | 3  | 0  | 0  | 0  | 0  | 0  | 0  | 0   | 1  | 0   | 1  | 0-0    | 0   |   |  |  |
| 2/28              | Texas Tech        | *of    | 3  | 0  | 1  | 1  | 0  | 0  | 0  | 0   | 1  | 0   | 1  | 0-0    | 0   |   |  |  |
| 3/1               | Pacific           | *of    | 3  | 1  | 2  | 2  | 0  | 0  | 0  | 0   | 0  | 0   | 0  | 0-0    | 0   |   |  |  |
| 3/1               | Montana           | *of/of | 4  | 1  | 1  | 4  | 0  | 0  | 1  | 2   | 0  | 0   | 1  | 0-0    | 0   |   |  |  |
| 3/2               | Toledo            | *of    | 2  | 1  | 0  | 0  | 0  | 0  | 0  | 0   | 1  | 0   | 1  | 0-0    | 1   |   |  |  |
| 3/2               | Grand Canyon      | *of    | 4  | 1  | 3  | 4  | 1  | 0  | 0  | 0   | 0  | 0   | 0  | 0-0    | 0   |   |  |  |
| 3/7               | Cleveland State   | *of    | 3  | 0  | 1  | 1  | 0  | 0  | 0  | 0   | 0  | 1   | 0  | 0-0    | 0   |   |  |  |
| 3/7               | Hawai'i           | *of    | 3  | 0  | 0  | 0  | 0  | 0  | 0  | 0   | 0  | 0   | 0  | 0-0    | 0   |   |  |  |
| 3/8               | UConn             | *of    | 3  | 0  | 0  | 0  | 0  | 0  | 0  | 0   | 1  | 0   | 0  | 0-0    | 0   |   |  |  |
| 3/8               | Hawai'i           | *of    | 3  | 0  | 1  | 1  | 0  | 0  | 0  | 1   | 0  | 0   | 0  | 0-0    | 0   |   |  |  |
| 3/12              | Texas Tech        |        |    |    |    |    |    |    |    |     |    |     |    |        |     |   |  |  |
| 3/12              | Texas Tech        |        |    |    |    |    |    |    |    |     |    |     |    |        |     |   |  |  |
| 3/15              | San José State    |        |    |    |    |    |    |    |    |     |    |     |    |        |     |   |  |  |
| 3/16              | San José State    |        |    |    |    |    |    |    |    |     |    |     |    |        |     |   |  |  |
| 3/17              | San José State    |        |    |    |    |    |    |    |    |     |    |     |    |        |     |   |  |  |
| 3/22              | UNLV              |        |    |    |    |    |    |    |    |     |    |     |    |        |     |   |  |  |
| 3/23              | UNLV              |        |    |    |    |    |    |    |    |     |    |     |    |        |     |   |  |  |
| 3/24              | UNLV              |        |    |    |    |    |    |    |    |     |    |     |    |        |     |   |  |  |
| 3/26              | New Mexico State  |        |    |    |    |    |    |    |    |     |    |     |    |        |     |   |  |  |
| 3/26              | New Mexico State  |        |    |    |    |    |    |    |    |     |    |     |    |        |     |   |  |  |
| 3/28              | Nevada            |        |    |    |    |    |    |    |    |     |    |     |    |        |     |   |  |  |
| 3/29              | Nevada            |        |    |    |    |    |    |    |    |     |    |     |    |        |     |   |  |  |
| 3/30              | Nevada            |        |    |    |    |    |    |    |    |     |    |     |    |        |     |   |  |  |
| 4/3               | San Diego State   |        |    |    |    |    |    |    |    |     |    |     |    |        |     |   |  |  |
| 4/3               | San Diego State   |        |    |    |    |    |    |    |    |     |    |     |    |        |     |   |  |  |
| 4/6               | Colorado State    |        |    |    |    |    |    |    |    |     |    |     |    |        |     |   |  |  |
| 4/7               | Colorado State    |        |    |    |    |    |    |    |    |     |    |     |    |        |     |   |  |  |
| 4/16              | New Mexico State  |        |    |    |    |    |    |    |    |     |    |     |    |        |     |   |  |  |
| 4/19              | Utah State        |        |    |    |    |    |    |    |    |     |    |     |    |        |     |   |  |  |
| 4/20              | Utah State        |        |    |    |    |    |    |    |    |     |    |     |    |        |     |   |  |  |
| 4/21              | Utah State        |        |    |    |    |    |    |    |    |     |    |     |    |        |     |   |  |  |
| 4/26              | Boise State       |        |    |    |    |    |    |    |    |     |    |     |    |        |     |   |  |  |
| 4/27              | Boise State       |        |    |    |    |    |    |    |    |     |    |     |    |        |     |   |  |  |
| 4/28              | Boise State       |        |    |    |    |    |    |    |    |     |    |     |    |        |     |   |  |  |
| 5/2               | Fresno State      |        |    |    |    |    |    |    |    |     |    |     |    |        |     |   |  |  |
| 5/3               | Fresno State      |        |    |    |    |    |    |    |    |     |    |     |    |        |     |   |  |  |
| 5/4               | Fresno State      |        |    |    |    |    |    |    |    |     |    |     |    |        |     |   |  |  |
|                   |                   |        | 25 | 70 | 12 | 27 | 40 | 3  | 2  | 2   | 8  | 7   | 2  | 7      | 3-4 | 2 |  |  |

CAREER STATS

| SEASON | GP | GS | AVG. | AB  | R  | H  | 2B | 3B | HR | RBI | TB | SLG% | BB | SO | HBP | OB%  | SF | SH | SB-SA | PO  | A | E | FLD% |
|--------|----|----|------|-----|----|----|----|----|----|-----|----|------|----|----|-----|------|----|----|-------|-----|---|---|------|
| 2023   | 50 | 50 | .315 | 143 | 36 | 45 | 7  | 0  | 0  | 19  | 52 | .364 | 19 | 18 | 4   | .410 | 0  | 8  | 8-8   | 70  | 4 | 2 | .974 |
| 2024   | 26 | 25 | .386 | 70  | 12 | 27 | 3  | 2  | 2  | 8   | 40 | .571 | 7  | 7  | 2   | .456 | 0  | 5  | 3-4   | 44  | 1 | 2 | .957 |
| TOTAL  | 76 | 75 | .338 | 213 | 48 | 72 | 10 | 2  | 2  | 27  | 92 | .448 | 26 | 25 | 6   | .433 | 0  | 13 | 11-12 | 111 | 5 | 4 | .967 |

HIGHLIGHTS

- Ended 2023 on a 2-game hitting streak and 6-game on-base streak
- Named MW Freshman of the Week on Feb. 21
- First collegiate hit came against Nicholls in her first collegiate at-bat
- Played all 50 games in left last season
- Criminology major
- Mother (Cassandra) and cousin (Anthony Chavez) graduated from UNM. Mother played at UNM from 2001-06 and was a middle infielder
- Played for the Texas Bombers- Gold

THE 2024 LOBOS



44 Lauren Garcia

RS-SO • INF • 5-11 • R/R  
El Paso, Texas (Montwood HS)

SEASON BESTS

|              |   |                                |
|--------------|---|--------------------------------|
| Hits         |   |                                |
| Doubles      |   |                                |
| Triples      |   |                                |
| Home Runs    |   |                                |
| RBI          | 1 | Tennessee State, 2-9-24        |
| Runs         |   |                                |
| Walks        | 1 | 2x, last: Chattanooga, 2-10-24 |
| Stolen Bases |   |                                |

CAREER BESTS

|              |   |                         |
|--------------|---|-------------------------|
| Hits         | 3 | 2x, last: UTEP, 3-1-23  |
| Doubles      | 1 | 6x, last: SJSU, 3-26-23 |
| Triples      |   |                         |
| Home Runs    | 1 | 3x, last: UNLV, 5-5-23  |
| RBI          | 4 | Buffalo, 2-17-23        |
| Runs         | 1 | 9x, last: UNLV, 5-6-23  |
| Walks        | 3 | UNLV, 5-6-23            |
| Stolen Bases |   |                         |

STREAKS

|         |         |             |
|---------|---------|-------------|
|         | Current | Career Best |
| Hitting |         | 5           |
| On-Base |         | 8           |

MULTI-HIT GAMES

|      |   |   |   |    |       |
|------|---|---|---|----|-------|
|      | 2 | 3 | 4 | 5+ | TOTAL |
| 2023 | 7 | 2 | - | -  | 9     |
| 2024 |   |   |   |    |       |

MULTI-RBI GAMES

|      |   |   |   |    |       |
|------|---|---|---|----|-------|
|      | 2 | 3 | 4 | 5+ | TOTAL |
| 2023 | 6 | 2 | 1 | -  | 9     |
| 2024 |   |   |   |    |       |

2024 GAME-BY-GAME

| DATE | OPPONENT          | POS | AB | R | H | TB | 2B    | 3B | HR | RBI | BB | HBP | SO | SB-ATT | E |
|------|-------------------|-----|----|---|---|----|-------|----|----|-----|----|-----|----|--------|---|
| 2/9  | Tennessee State   | ph  | 0  | 0 | 0 | 0  | 0     | 0  | 0  | 1   | 1  | 0   | 0  | 0-0    | 0 |
| 2/9  | McNeese           |     |    |   |   |    | -DNP- |    |    |     |    |     |    |        |   |
| 2/10 | Chattanooga       | ph  | 0  | 0 | 0 | 0  | 0     | 0  | 0  | 0   | 1  | 0   | 0  | 0-0    | 0 |
| 2/10 | Cal               | *dp | 2  | 0 | 0 | 0  | 0     | 0  | 0  | 0   | 0  | 0   | 0  | 0-0    | 0 |
| 2/11 | Louisiana         |     |    |   |   |    | -DNP- |    |    |     |    |     |    |        |   |
| 2/14 | UTEP              | ph  | 1  | 0 | 0 | 0  | 0     | 0  | 0  | 0   | 0  | 0   | 0  | 0-0    | 0 |
| 2/14 | UTEP              |     |    |   |   |    | -DNP- |    |    |     |    |     |    |        |   |
| 2/16 | Marist            |     |    |   |   |    | -DNP- |    |    |     |    |     |    |        |   |
| 2/16 | Abilene Christian |     |    |   |   |    | -DNP- |    |    |     |    |     |    |        |   |
| 2/17 | Houston Christian |     |    |   |   |    | -DNP- |    |    |     |    |     |    |        |   |
| 2/18 | Marist            |     |    |   |   |    | -DNP- |    |    |     |    |     |    |        |   |
| 2/18 | Abilene Christian |     |    |   |   |    | -DNP- |    |    |     |    |     |    |        |   |
| 2/23 | Stephen F. Austin |     |    |   |   |    | -DNP- |    |    |     |    |     |    |        |   |
| 2/23 | North Texas       |     |    |   |   |    | -DNP- |    |    |     |    |     |    |        |   |
| 2/24 | Stephen F. Austin |     |    |   |   |    | -DNP- |    |    |     |    |     |    |        |   |
| 2/24 | North Texas       |     |    |   |   |    | -DNP- |    |    |     |    |     |    |        |   |
| 2/25 | Minnesota         |     |    |   |   |    | -DNP- |    |    |     |    |     |    |        |   |
| 2/28 | Texas Tech        |     |    |   |   |    | -DNP- |    |    |     |    |     |    |        |   |
| 3/1  | Pacific           |     |    |   |   |    | -DNP- |    |    |     |    |     |    |        |   |
| 3/1  | Montana           |     |    |   |   |    | -DNP- |    |    |     |    |     |    |        |   |
| 3/2  | Toledo            |     |    |   |   |    | -DNP- |    |    |     |    |     |    |        |   |
| 3/2  | Grand Canyon      |     |    |   |   |    | -DNP- |    |    |     |    |     |    |        |   |
| 3/7  | Cleveland State   |     |    |   |   |    | -DNP- |    |    |     |    |     |    |        |   |
| 3/7  | Hawai'i           |     |    |   |   |    | -DNP- |    |    |     |    |     |    |        |   |
| 3/8  | UConn             |     |    |   |   |    | -DNP- |    |    |     |    |     |    |        |   |
| 3/8  | Hawai'i           |     |    |   |   |    | -DNP- |    |    |     |    |     |    |        |   |
| 3/12 | Texas Tech        |     |    |   |   |    |       |    |    |     |    |     |    |        |   |
| 3/12 | Texas Tech        |     |    |   |   |    |       |    |    |     |    |     |    |        |   |
| 3/15 | San José State    |     |    |   |   |    |       |    |    |     |    |     |    |        |   |
| 3/16 | San José State    |     |    |   |   |    |       |    |    |     |    |     |    |        |   |
| 3/17 | San José State    |     |    |   |   |    |       |    |    |     |    |     |    |        |   |
| 3/22 | UNLV              |     |    |   |   |    |       |    |    |     |    |     |    |        |   |
| 3/23 | UNLV              |     |    |   |   |    |       |    |    |     |    |     |    |        |   |
| 3/24 | UNLV              |     |    |   |   |    |       |    |    |     |    |     |    |        |   |
| 3/26 | New Mexico State  |     |    |   |   |    |       |    |    |     |    |     |    |        |   |
| 3/26 | New Mexico State  |     |    |   |   |    |       |    |    |     |    |     |    |        |   |
| 3/28 | Nevada            |     |    |   |   |    |       |    |    |     |    |     |    |        |   |
| 3/29 | Nevada            |     |    |   |   |    |       |    |    |     |    |     |    |        |   |
| 3/30 | Nevada            |     |    |   |   |    |       |    |    |     |    |     |    |        |   |
| 4/3  | San Diego State   |     |    |   |   |    |       |    |    |     |    |     |    |        |   |
| 4/3  | San Diego State   |     |    |   |   |    |       |    |    |     |    |     |    |        |   |
| 4/6  | Colorado State    |     |    |   |   |    |       |    |    |     |    |     |    |        |   |
| 4/7  | Colorado State    |     |    |   |   |    |       |    |    |     |    |     |    |        |   |
| 4/16 | New Mexico State  |     |    |   |   |    |       |    |    |     |    |     |    |        |   |
| 4/19 | Utah State        |     |    |   |   |    |       |    |    |     |    |     |    |        |   |
| 4/20 | Utah State        |     |    |   |   |    |       |    |    |     |    |     |    |        |   |
| 4/21 | Utah State        |     |    |   |   |    |       |    |    |     |    |     |    |        |   |
| 4/26 | Boise State       |     |    |   |   |    |       |    |    |     |    |     |    |        |   |
| 4/27 | Boise State       |     |    |   |   |    |       |    |    |     |    |     |    |        |   |
| 4/28 | Boise State       |     |    |   |   |    |       |    |    |     |    |     |    |        |   |
| 5/2  | Fresno State      |     |    |   |   |    |       |    |    |     |    |     |    |        |   |
| 5/3  | Fresno State      |     |    |   |   |    |       |    |    |     |    |     |    |        |   |
| 5/4  | Fresno State      |     |    |   |   |    |       |    |    |     |    |     |    |        |   |
|      |                   |     | 1  | 3 | 0 | 0  | 0     | 0  | 0  | 1   | 2  | 0   | 0  | 0-0    | 0 |


CAREER STATS

| SEASON | GP | GS | AVG. | AB  | R | H  | 2B | 3B | HR | RBI | TB | SLG% | BB | SO | HBP | OB%  | SF | SH | SB-SA | PO | A | E | FLD%  |
|--------|----|----|------|-----|---|----|----|----|----|-----|----|------|----|----|-----|------|----|----|-------|----|---|---|-------|
| 2023   | 44 | 34 | .282 | 110 | 9 | 31 | 6  | 0  | 3  | 27  | 46 | .418 | 12 | 13 | 3   | .362 | 2  | 0  | 0-0   | 19 | 0 | 0 | 1.000 |
| 2024   | 4  | 1  | .000 | 3   | 0 | 0  | 0  | 0  | 0  | 1   | 0  | .000 | 2  | 0  | 0   | .400 | 0  | 0  | 0-0   | 0  | 0 | 0 | .000  |
| TOTAL  | 48 | 35 | .274 | 113 | 9 | 31 | 6  | 0  | 3  | 28  | 46 | .407 | 14 | 13 | 3   | .364 | 2  | 0  | 0-0   | 19 | 0 | 0 | 1.000 |

HIGHLIGHTS

- Missed 2022 season due to injury
- Biology major
- Played in 44 games, starting in 34 last season. Started 30 games as DP, 4 games at first
- Led the team with 9 multi-RBI games last season
- Named El Paso County Softball Player of the Year her senior year and Max Preps All-American Second Team in 2021

THE 2024 LOBOS



55

Amanda Croteau

FR • INF • 5-3 • R/R

Katy, Texas (Cinco Ranch HS)

SEASON BESTS

Hits

Doubles

Triples

Home Runs

RBI

Runs

Walks

Stolen Bases

CAREER BESTS

Hits

Doubles

Triples

Home Runs

RBI

Runs

Walks

Stolen Bases

STREAKS

Current

Career Best

Hitting

On-Base

MULTI-HIT GAMES

2345+TOTAL

2024

MULTI-RBI GAMES

2345+TOTAL

2024

| 2024 GAME-BY-GAME |                   |     |    |   |   |    |       |    |    |     |    |     |    |        |   |  |
|-------------------|-------------------|-----|----|---|---|----|-------|----|----|-----|----|-----|----|--------|---|--|
| DATE              | OPPONENT          | POS | AB | R | H | TB | 2B    | 3B | HR | RBI | BB | HBP | SO | SB-ATT | E |  |
| 2/9               | Tennessee State   |     |    |   |   |    | -DNP- |    |    |     |    |     |    |        |   |  |
| 2/9               | McNeese           |     |    |   |   |    | -DNP- |    |    |     |    |     |    |        |   |  |
| 2/10              | Chattanooga       |     |    |   |   |    | -DNP- |    |    |     |    |     |    |        |   |  |
| 2/10              | Cal               |     |    |   |   |    | -DNP- |    |    |     |    |     |    |        |   |  |
| 2/11              | Louisiana         |     |    |   |   |    | -DNP- |    |    |     |    |     |    |        |   |  |
| 2/14              | UTEP              |     |    |   |   |    | -DNP- |    |    |     |    |     |    |        |   |  |
| 2/14              | UTEP              |     |    |   |   |    | -DNP- |    |    |     |    |     |    |        |   |  |
| 2/16              | Marist            |     |    |   |   |    | -DNP- |    |    |     |    |     |    |        |   |  |
| 2/16              | Abilene Christian |     |    |   |   |    | -DNP- |    |    |     |    |     |    |        |   |  |
| 2/17              | Houston Christian |     |    |   |   |    | -DNP- |    |    |     |    |     |    |        |   |  |
| 2/18              | Marist            |     |    |   |   |    | -DNP- |    |    |     |    |     |    |        |   |  |
| 2/18              | Abilene Christian |     |    |   |   |    | -DNP- |    |    |     |    |     |    |        |   |  |
| 2/23              | Stephen F. Austin |     |    |   |   |    | -DNP- |    |    |     |    |     |    |        |   |  |
| 2/23              | North Texas       |     |    |   |   |    | -DNP- |    |    |     |    |     |    |        |   |  |
| 2/24              | Stephen F. Austin |     |    |   |   |    | -DNP- |    |    |     |    |     |    |        |   |  |
| 2/24              | North Texas       |     |    |   |   |    | -DNP- |    |    |     |    |     |    |        |   |  |
| 2/25              | Minnesota         |     |    |   |   |    | -DNP- |    |    |     |    |     |    |        |   |  |
| 2/28              | Texas Tech        |     |    |   |   |    | -DNP- |    |    |     |    |     |    |        |   |  |
| 3/1               | Pacific           |     |    |   |   |    | -DNP- |    |    |     |    |     |    |        |   |  |
| 3/1               | Montana           |     |    |   |   |    | -DNP- |    |    |     |    |     |    |        |   |  |
| 3/2               | Toledo            |     |    |   |   |    | -DNP- |    |    |     |    |     |    |        |   |  |
| 3/2               | Grand Canyon      |     |    |   |   |    | -DNP- |    |    |     |    |     |    |        |   |  |
| 3/7               | Cleveland State   |     |    |   |   |    | -DNP- |    |    |     |    |     |    |        |   |  |
| 3/7               | Hawai'i           |     |    |   |   |    | -DNP- |    |    |     |    |     |    |        |   |  |
| 3/8               | UConn             |     |    |   |   |    | -DNP- |    |    |     |    |     |    |        |   |  |
| 3/8               | Hawai'i           |     |    |   |   |    | -DNP- |    |    |     |    |     |    |        |   |  |
| 3/12              | Texas Tech        |     |    |   |   |    |       |    |    |     |    |     |    |        |   |  |
| 3/12              | Texas Tech        |     |    |   |   |    |       |    |    |     |    |     |    |        |   |  |
| 3/15              | San José State    |     |    |   |   |    |       |    |    |     |    |     |    |        |   |  |
| 3/16              | San José State    |     |    |   |   |    |       |    |    |     |    |     |    |        |   |  |
| 3/17              | San José State    |     |    |   |   |    |       |    |    |     |    |     |    |        |   |  |
| 3/22              | UNLV              |     |    |   |   |    |       |    |    |     |    |     |    |        |   |  |
| 3/23              | UNLV              |     |    |   |   |    |       |    |    |     |    |     |    |        |   |  |
| 3/24              | UNLV              |     |    |   |   |    |       |    |    |     |    |     |    |        |   |  |
| 3/26              | New Mexico State  |     |    |   |   |    |       |    |    |     |    |     |    |        |   |  |
| 3/26              | New Mexico State  |     |    |   |   |    |       |    |    |     |    |     |    |        |   |  |
| 3/28              | Nevada            |     |    |   |   |    |       |    |    |     |    |     |    |        |   |  |
| 3/29              | Nevada            |     |    |   |   |    |       |    |    |     |    |     |    |        |   |  |
| 3/30              | Nevada            |     |    |   |   |    |       |    |    |     |    |     |    |        |   |  |
| 4/3               | San Diego State   |     |    |   |   |    |       |    |    |     |    |     |    |        |   |  |
| 4/3               | San Diego State   |     |    |   |   |    |       |    |    |     |    |     |    |        |   |  |
| 4/6               | Colorado State    |     |    |   |   |    |       |    |    |     |    |     |    |        |   |  |
| 4/7               | Colorado State    |     |    |   |   |    |       |    |    |     |    |     |    |        |   |  |
| 4/16              | New Mexico State  |     |    |   |   |    |       |    |    |     |    |     |    |        |   |  |
| 4/19              | Utah State        |     |    |   |   |    |       |    |    |     |    |     |    |        |   |  |
| 4/20              | Utah State        |     |    |   |   |    |       |    |    |     |    |     |    |        |   |  |
| 4/21              | Utah State        |     |    |   |   |    |       |    |    |     |    |     |    |        |   |  |
| 4/26              | Boise State       |     |    |   |   |    |       |    |    |     |    |     |    |        |   |  |
| 4/27              | Boise State       |     |    |   |   |    |       |    |    |     |    |     |    |        |   |  |
| 4/28              | Boise State       |     |    |   |   |    |       |    |    |     |    |     |    |        |   |  |
| 5/2               | Fresno State      |     |    |   |   |    |       |    |    |     |    |     |    |        |   |  |
| 5/3               | Fresno State      |     |    |   |   |    |       |    |    |     |    |     |    |        |   |  |
| 5/4               | Fresno State      |     |    |   |   |    |       |    |    |     |    |     |    |        |   |  |

| CAREER STATS |    |    |      |    |   |   |    |    |    |     |    |      |    |    |     |     |
|--------------|----|----|------|----|---|---|----|----|----|-----|----|------|----|----|-----|-----|
| SEASON       | GP | GS | AVG. | AB | R | H | 2B | 3B | HR | RBI | TB | SLG% | BB | SO | HBP | OB% |
| 2024         |    |    |      |    |   |   |    |    |    |     |    |      |    |    |     |     |
| TOTAL        |    |    |      |    |   |   |    |    |    |     |    |      |    |    |     |     |

- HIGHLIGHTS
- Majoring in elementary education and wants to be a first grade teacher
  - Played for Texas Blaze Gold KTX Voss
  - Named the District 19-6A Offensive Most Valuable Player in 2022