



NEW MEXICO LOBOS

2024 BASEBALL GAME NOTES

X @UNMLOBOBASEBALL | #GOLOBOS | GOLOBOS.COM

GAME 43: AT NEW MEXICO STATE, APRIL 30



NEW MEXICO (23-19, 12-9 MW)

Head Coach: Tod Brown (70-77, 3rd season) [411-427 (.490) overall]
2024 Home: 16-9 | 2024 Away: 4-8 | 2024 Neutral: 2-2 | Streak: W4
2023 Record: 26-25 (13-17 Mountain West)



AT NEW MEXICO STATE (20-23, 7-11 C-USA)

Head Coach: Jake Angier
2024 Home: 12-10 | 2024 Away: 8-13 | 2024 Neutral: 0-0 | Streak: W3
2023 Record: 14-37 (9-21 WAC)

PROBABLE STARTERS

GAME 3 OF 4 IN SEASON SERIES (1-1) - TUESDAY, APRIL 30, 6 P.M. MT

TM	NO.	NAME	W-L	APP-GS	ERA	IP	SO	BB
NMSU	26	Aaron Treloar, RHP	0-0	15-0	8.00	18.0	21	7
UNM	33	Daxton Purser, LHP	0-2	9-6	6.39	31.0	32	25

LEADING OFF...

- Coming off its first 4-0 week this season, New Mexico Baseball returns to Las Cruces tomorrow for its third matchup with in-state rivals New Mexico State (20-23, 7-11 C-USA) on Tuesday at Presley Askew Field.
- Last time UNM headed to Las Cruces on April 9, they were on a five-game skid that extended to six with a 2-10 loss to the Aggies. This time around, the Lobos (23-19, 12-9 MW) are winners of four straight and seven of their last nine since snapping the skid at game games on April 14 – they swept San Diego State in a three-game series (8-5, 19-5, 9-7) for the first time since 2013 last weekend to jump from fourth to second in the Mountain West league standings thanks to a walk-off grand slam from Devon Dixon that completed a rally from down 7-1 in the finale on Sunday. Should the Lobos win three out of four this week, they'll match last season's total wins for most in a season with Head Coach Tod Brown at the helm.
- As a result, the Lobos swept the Mountain West Weekly Awards released Monday, with Will Asby being named Player of the Week, Brett Russell Pitcher of the Week and Gene Trujillo Freshman of the Week.
- Meanwhile, the Aggies are coming off a weekend sweep of their own after beating Jacksonville State three times in a row (8-4, 9-5, 22-8) – they sit in seventh-place in the C-USA standings.
- UNM won the first game in dominant fashion at Santa Ana Star Field on March 19, run-ruling the Aggies 14-4 in seven innings while hitting three homers and four doubles but went cold at the plate in a 2-10 loss in Las Cruces April 9. UNM and

their rivals to the south split a four-game season series in 2023, but the Lobos have won six of their last nine since renewing the rivalry for the first time since 2019 two seasons ago. They're 167-94 all-time against the Aggies, with a 63-51 record in games played in Las Cruces.

- The two teams will meet once more for the season series finale a week from tomorrow at Santa Ana Star Field. A win on tomorrow puts UNM in a position to take the four-game season series 3-1 -- if they fall tomorrow, the best they can do is split.

- Heading into this weekend, UNM is batting .323 on the season as a team with an OPS of .949 while averaging 9.20 runs and 12.04 hits per nine innings to lead the league in batting average, slugging, on base percentage, runs, hits, RBI, total bases and walks. Khalil Walker (.412) and Jake Holland (.370) have the No. 1 and No. 3 batting averages in the Mountain West -- Holland also leads the league in slugging (.803) and ranks third in RBI (48) and second HR (13) while Walker leads the league in OBP (.517). Reed Spennath leads the league in triples (4) and ranks sixth in slugging (.6645). Tye Wood ranks third in OBP behind Walker at .470 with the second-most stolen bases (12).

- UNM also ranks No. 9 in all of D-I college baseball in batting average (.323), No. 11 in team on-base percentage (.429), No. 13 in doubles per game (2.40), No. 18 in total hits (469), No. 38 in total double plays (36), No. 40 in DP per game (0.86), No. 29 in slugging (.520), No. 33 in runs scored (358) and No. 35 in base on balls (233).

CONTINUED ON PAGE 2

2024 SCHEDULE

HOME: 16-9 AWAY: 5-8 NEUTRAL: 2-2

DATE	OPPONENT	TIME/RESULT
2/16	Oregon State [^]	L, 6-15
2/17	CSU Bakersfield [^]	W, 4-3
2/18	Minnesota [^]	L, 2-11
2/19	CSU Bakersfield [^]	W, 6-2
2/22	S. Dakota St.	L, 5-11
2/23	S. Dakota St.	W, 12-11
2/24	S. Dakota St.	W, 9-8
2/24	S. Dakota St.	W (7), 13-2
3/1	Hofstra	L, 9-10
3/2	Hofstra	L, 15-16
3/2	Hofstra	W, 11-7
3/3	Hofstra	W, 9-6
3/5	Texas Tech	L, 8-11
3/8	UNLV*	W, 7-6
3/9	UNLV*	W, 31-15
3/10	UNLV*	W, 6-5
3/12	Arizona State	W, 6-4
3/15	Nevada*	L, 2-13
3/16	Nevada*	L, 3-4
3/17	Nevada*	W, 10-8
3/19	New Mexico St.	W (7), 14-4
3/22	San Jose St.*	L, 13-16
3/23	San Jose St.*	W, 7-5
3/24	San Jose St.*	W (7), 17-4
3/28	San Diego St.*	W, 5-2
3/29	San Diego St.*	L, 6-8
3/30	San Diego St.*	L (7), 0-13
4/2	Arizona	L, 1-9
4/5	Sam Houston St.	L, 14-23
4/7	Sam Houston St.	L, 3-14
4/9	New Mexico St.	L, 2-10
4/12	Fresno State*	L, 5-10
4/13	Fresno State*	L, 19-23
4/14	Fresno State*	W, 6-2
4/16	CSU-Pueblo	W, 3-1
4/19	Air Force*	L, 3-12
4/20	Air Force*	W, 6-5
4/21	Air Force*	L, 7-18 (7)
4/23	Texas Tech	W, 17-3
4/26	San Diego St.*	W, 8-4
4/27	San Diego St.*	W, 19-5
4/28	San Diego St.*	W, 9-7
4/30	New Mexico St.	6 p.m. ◀
5/3	UNLV*	7:05 p.m.
5/4	UNLV*	3:05 p.m.
5/5	UNLV*	1:05 p.m.
5/7	New Mexico St.	6 p.m.
5/10	Nevada*	6 p.m.
5/11	Nevada*	2 p.m.
5/12	Nevada*\$	12 p.m.
5/16	San Jose St.*	7:05 p.m.
5/17	San Jose St.*	3:05 p.m.
5/18	San Jose St.*	1:05 p.m.

[^] - Sanderson Ford College Baseball Classic

* - Mountain West Conference Game

\$ - Senior Day

Home Games in **Bold**

REGIONAL APPEARANCES

1962	2010	2011
2012	2013	2016

REGULAR SEASON CHAMPIONS
TOURNAMENT CHAMPIONS

1962	2000	2011
2011	2012	2013
2014	2016	2017

UNIVERSITY OF NEW MEXICO

Location	Albuquerque, N.M.
Founded	1889
Enrollment	8,800
Nickname	Lobos
Colors	Cherry and Silver
Affiliation	NCAA Division I
Conference	Mountain West
President	Garnett Stokes
Director of Athletics	Eddie Nunez
Faculty Representative	Karen Gaudreault
Athletic Dept. Phone	(505) 925-5521
Ticket Operations	(505) 925-5627

BASEBALL STADIUM

Home Field	Santa Ana Star Field
Capacity	1,000
Dimensions	338 (LF); 408 (LC); 420 (CF); 408 (RC) 338 (RF)

UNM BASEBALL HISTORY

First Season	1899
Overall Record	1,956-1,808-18 (.519)
Overall MW Record	349-269-1 (.564)
Years in NCAA Postseason	6 (1962, 2010, '11, '12, '13, '16)
Conference Titles	7 (1962, 2000, '11, '12, '13, '14, '17)
Conference Tournament Titles	3 (2011, '12, '16)

COACHING STAFF

Head Coach	Tod Brown
Phone	(505) 925-5500
Email	todbrown21@unm.edu
Years at UNM	3rd season
Record at UNM	70-77 (3 yr.)
Overall Record	411-427 (17 yrs.)
Pitching Coach	Michael Lopez
Phone	(505) 925-5500
Email	mlopez41@unm.edu
Years at UNM	3rd season
Asst. Coach/Recruiting Coord.	Matt Risdon
Phone	(847) 630-6105
Email	mrison@unm.edu
Years at UNM	2nd season
Assistant Coach/Hitting	Justin Mitchell
Years at UNM	1st season
Athletic Trainer	Robert Rimorin

2023 REVIEW

Overall Record	26-25
MWC Record (Finish)	13-17 (5th)
Home Record	17-10
Away Record	6-14
Neutral Record	3-1
Starters Returning/Lost	7/6
Pitchers Returning/Lost	8/8
Letterwinners Returning/Lost	15/19
Newcomers	24

THROUGH THE ORDER (LAST WEEK'S LINEUP)

NO.	PLAYER	YR/POS	BA	SLG	OBP	R	H	2B	3B	HR	RBI	BB/SO
8	Konner Kinkade	SR/INF	.327	.382	.441	24	36	6	0	0	26	13/15
12	Will Asby	SR/OF	.341	.634	.431	45	56	14	2	10	47	23/19
18	Jake Holland	SR/C	.370	.803	.415	36	47	14	1	13	48	11/26
30	Reed Spenrath	SR/1B	.348	.665	.459	42	56	16	4	9	35	31/46
24	Kyle Smith	SR/C	.303	.461	.432	26	27	8	0	2	19	13/14
4	Tye Wood	JR/OF	.309	.439	.470	33	38	6	1	2	26	28/29
9	Josh McAlister	JR/INF	.284	.511	.373	18	25	3	1	3	17	12/28
2	Chase Weissenborn	SR/INF	.309	.418	.397	5	17	3	0	1	15	6/16
15	Khalil Walker	JR/OF	.412	.538	.517	35	49	9	0	1	15	25/17

OTHER KEY HITTERS

3	Devon Dixon	SR/INF	.240	.380	.361	26	30	7	1	3	23	23/29
14	Akili Carris	SO/INF	.299	.364	.345	17	23	5	0	0	18	6/18
11	Sean Stephens	SR/OF	.305	.358	.430	12	24	2	2	0	13	13/15
43	Gene Trujillo	DH	.361	.778	.455	17	33	3	0	4	12	6/13

ALL-TIME SERIES

UNM is 167-94 all-time against their rivals to the south, with a 78-34 record in home matchups after winning the two teams' first matchup this year in Albuquerque on March 19 and a 63-51 record in Las Cruces after dropping Round Two on April 9. The two teams split four matchups last season, with the Lobos winning via run rule twice (13-0, 14-6) but losing via shutout twice as well (0-2, 0-8). Tod Brown is 7-3 against the Aggies in his tenure as UNM Head Coach.

LOBOS SWEEP MOUNTAIN WEST WEEKLY AWARDS

Following a 4-0 week capped off by their second weekend series sweep of the season, the Lobos swept the Mountain West Weekly Awards for the week of April 22-28. Will Asby was named MW Player of the Week, Brett Russell was named MW Pitcher of the Week and Gene Trujillo was named Freshman of the Week, the league announced Monday.

MW PLAYER OF THE WEEK - WILL ASBY

Asby batted .526 over UNM's 4-0 week, driving in eight RBI in that span to tie for most on the team with Chase Weissenborn. He hit his third grand slam of the season against Tech -- his second homer that game -- to finish with 6 RBI and 4 runs in a 4-for-6 outing against the Red Raiders. He followed with a double and a triple against the Aztecs later in the week. Asby's third grand slam of the season matched a single-season program record set in 1995. In total, the senior transfer by way of the Bay Area posted an OPS of 1.545 over the week with 1,000 slugging and .545 on-base percentages -- he finished with multiple hits and an RBI in each of UNM's first two games with the Aztecs as they rolled to clinch the series. Added another base knock in the finale as the Lobos rallied to walk the Aztecs off in the ninth.

MW PITCHER OF THE WEEK - BRETT RUSSELL

Russell shut down the Aztecs' bats for a career-high seven scoreless innings in UNM's 19-5 win over San Diego State on Saturday to clinch the weekend series -- the Lobos' first series win over the Aztecs since

2019 and first at home since 2016.

Russell retired his first nine batters faced and only allowed four runners on base over seven shutout frames, never allowing more than one runner aboard in a single inning. He finished with seven strikeouts in that span, walking one while only being tagged for three hits in total -- all on just 92 pitches (60 strikes). He only needed to face 24 batters to produce 21 outs, inducing 8 flyouts and five grounders.

MW FRESHMAN OF THE WEEK - GENE TRUJILLO

Trujillo came up with two huge hits in four pinch ABs over the Lobos' 4-0 week, mashing a three-run homer to lead the Lobos in RBI in their 19-5 series-clinching win over San Diego State on Saturday and adding a double as the Lobos rallied to take the finale on Sunday. Trujillo drew a walk in both games.

WALK-OFF GRAND SLAM (!!) FOR THE SWEEP (!!)

UNM capped off its undefeated week and sweep of San Diego State in the most dramatic way humanly possibly on Sunday, completing a rally from down 7-1 with a walk-off grand slam in the bottom of the ninth from Devon Dixon that gave the Lobos their first lead of the day at 9-7. With one on the board and at risk of a double play ball ending the game with three runners aboard, Dixon delivered in only his third plate appearance of the week with one of the biggest hits of his Lobo career to turn back the Aztecs one more time. It was the ninth homer of his UNM career and second grand slam -- the other being on the road at Fresno State last season (March 18, 2023). UNM's fourth straight win completed the first three-game weekend series sweep of San Diego State since 2013 and first in Albuquerque since 2012. After entering this season winless against the Aztecs in his first two seasons at the helm, UNM Head Coach Tod Brown has beaten them in four out of six meetings this season to take the regular-season series.

CONTINUED ON PAGE 3

PRESEASON MWC COACHES' POLL

2024 Predicted Order of Finish

RANK	SCHOOL	POINTS
1.	San José State (4)	33
2.	Fresno State (2)	28
3.	Air Force (1)	27
4.	San Diego State	19
5.	New Mexico	15
5.	UNLV	15
7.	Nevada	10

PRESEASON ALL-MOUNTAIN WEST

Name	Yr.	Pos.	Institution
Sam Kulasingam	Sr.	INF	Air Force
Jay Thomason	Sr.	INF	Air Force
Jake Dixon	GR.	P	Fresno State
Murf Gray	So.	INF	Fresno State
Tommy Hopfe	Jr.	UTL	Fresno State
Reed Spenrath	Sr.	INF	New Mexico
Chris Canada	Jr.	P	San Diego State
Omar Serrano	Jr.	P	San Diego State
Hunter Dorraugh	Sr.	INF	San José State
Robert Hamchuk	Sr.	OF	San José State
Theo Hardy	Sr.	INF	San José State
Mickey Thompson	Sr.	P	San José State
Rylan Charles	Sr.	OF	UNLV

2024 NEW MEXICO BASEBALL ROSTER

NO.	NAME	POS.	HT.	WT.	B/T	YR.	HOMETOWN/PREV SCHOOL
1	Jordan Martinez	RHP	5-11	185	R/R	SO	Albuquerque, NM / Sandia HS
2	Chase Weissenborn	INF	5-11	185	R/R	SR	Albuquerque, NM / Albuquerque Academy
3	Devon Dixon	INF	6-1	185	R/R	SR	Phoenix, AZ / Mountain Pointe HS / C. Arizona Coll.
4	Tye Wood	OF	5-11	185	S/L	JR	Gardner, KS / Gardner Edgerton HS / Iowa Western
5	Cooper Brass	INF	5-10	170	R/R	FR	Chandler, AZ / Hamilton HS
6	Brian McBroom	RHP	6-0	180	R/R	SR	Oakley, CA / Freedom HS / Howard Coll.
7	Derek Montijo	INF/OF	6-0	175	R/R	FR	Rio Rico, AZ / Nogales HS
8	Konner Kinkade	INF	5-10	190	R/R	SR	Pullman, WA / Pullman HS / CSU Bakersfield / Orange Coast Coll.
9	Josh McAlister	INF	6-2	185	R/R	JR	Homewood, IL / Flossmoor HS / Ohio State
10	Austin Munguia	C	5-10	190	R/R	JR	Round Rock, TX / Round Rock HS / Cisco College
11	Sean Stephens	OF	5-11	190	R/R	SR	Forney, TX / Forney HS / Odessa College
12	Will Asby	OF	5-11	200	L/R	SR	Sacramento, CA / Jesuit HS / Sacramento City Coll. / San Francisco
13	Brett Russell	RHP	6-0	200	R/R	SR	Enid, OK / Enid HS / Seminole St. Coll.
14	Akili Carris	INF	6-2	185	R/R	SO	Albuquerque, NM / La Cueva HS
15	Khalil Walker	OF	5-10	170	L/L	JR	Mansfield, TX / Mansfield Timberview HS / E. Arizona Coll.
17	Cristian Mogen	RHP	6-0	180	R/R	FR	Peoria, AZ / Centennial HS
18	Jake Holland	C	6-4	235	R/R	SR	Orlando, FL / Montverde Academy / Georgia Tech / Chipola Coll.
19	Justin Still	LHP	6-3	215	L/L	JR	Chandler, AZ / Perry HS
20	Luke Banister	C	5-10	200	R/R	JR	Round Rock, TX / Hutto HS / Temple Coll. / Cleveland Coll.
22	Ben Baker-Livingston	RHP	6-2	185	R/R	JR	Richardson, TX / Plano East HS
23	Jaren Jackson	LHP	6-3	225	L/L	SR	Albuquerque, NM / Cleveland HS / Pima CC
24	Kyle Smith	C	6-0	205	R/R	SR	Wilmington, NC / New Hanover HS / St. Johns River St. Coll.
25	Luke Wiseman	RHP	6-0	215	R/R	JR	Wylie, TX / Wylie HS / Odessa Coll.
26	Luke Mansy	INF/OF	5-10	180	L/R	SO	San Diego, CA / St. Augustine HS / Santa Clara / Grossmont Coll.
27	David Lopez	RHP	6-2	220	R/R	JR	Mission, TX / Sharyland Pioneer HS / Wharton County JC
29	Wyatt Hardy	RHP	6-2	185	R/R	JR	Valor, CO / Valor Christian / Pima CC
30	Reed Spenrath	1B/OF	6-5	230	L/R	SR	El Campo, TX / El Campo HS / Texas A&M / Cisco Coll. / TCU
31	Dayne Pengelly	RHP	6-2	195	L/R	JR	Rio Rancho, NM / Cleveland HS / Pima CC
33	Daxton Purser	LHP	6-1	225	L/L	JR	Providence, UT / Ridgeline HS / Salt Lake CC
34	Josh Barnhouse	RHP	6-5	220	R/R	JR	Prosper, TX / Prosper HS / Crowder College
35	Arthur Steinkamp	LHP	6-0	180	L/L	SR	Los Alamos, NM / Los Alamos HS
38	Blake Lehmbeck	RHP	6-1	195	R/R	FR	Tucson, AZ / Canyon Del Oro HS
39	Ryan Castillo	RHP	6-2	180	R/R	FR	Los Lunas, NM / Los Lunas HS
40	Wil Bannister	RHP	6-3	205	R/R	SR	Las Cruces, NM / Centennial HS / New Mexico St. / Pima CC
41	Blane Romero	RHP	6-0	180	R/R	SR	Spring, TX / Oak Ridge HS / Sam Houston St.
43	Gene Trujillo	1B	6-5	230	L/R	FR	Albuquerque, NM / St. Pius X
44	Vascon Smith	OF	6-0	185	R/R	FR	Rio Rancho, NM / Rion Rancho HS
47	Ethan Ott	1B/OF	6-2	215	R/R	JR	Chesapeake, VA / Greenbriar Christian Academy / UNC Pembroke
48	Andrew Neil	RHP/INF	5-11	185	L/R	JR	Oakley, CA / Freedom HS / Folsom Lake CC
49	Cayne Killion	LHP	6-0	200	L/L	FR	Mesa, AZ / Red Mountain HS

COACHING STAFF

HEAD COACH: Tod Brown (3rd season)

ASSISTANT COACH/PITCHING: Michael Lopez (3rd season)

ASSISTANT COACH/RECRUITING COORDINATOR: Matt Risdon (2nd season)

ASSISTANT COACH/HITTING: Justin Mitchell (1st season)

PRONUNCIATIONS

2 – WIZE-en-born

3 – DEVV-in

7 – mon-TI-HO

8 – kinn-KADE

9 – micALister

10 – mun-jee-yuh

14 – uh-KILL-ee

15 – Kuhleel

17 – Mow-gen

27 – Dah-veed

31 – Pen-GHELL-ee

35 – stine-camp

38 – lem-beck

43 – Tru-hee-yo

44 – vas-kun

48 – neal

2024 NEW MEXICO OVERALL STATS

Record: 23-19 Home: 16-9 Away: 5-8 Neutral: 2-2 MW: 12-9

Date	Opponent	Score	Player	avg	slug	ob%	g	ab	r	h	2b	3b	hr	rbi	bb	so	sb	cs	e
2/16	vs #7 Oregon State	L 6-15	WALKER, Khalil	.412	.538	.517	38	119	35	49	9	0	2	15	25	17	2	3	3
2/17	vs CSU Bakersfield	w 4-3	HOLLAND, Jake	.370	.803	.415	33	127	36	47	14	1	13	48	11	26	0	0	2
2/18	vs Minnesota	L 2-11	SPENRATH, Reed	.348	.665	.459	42	161	42	56	16	4	9	35	31	46	4	0	3
2/19	vs CSU Bakersfield	w 6-2	ASBY, Will	.341	.634	.431	42	164	45	56	14	2	10	47	23	19	1	1	3
2/22	SOUTH DAKOTA STATE	L 5-11	KINKADE, Konner	.327	.382	.421	35	110	24	36	6	0	0	26	13	15	1	0	4
2/23	SOUTH DAKOTA STATE	w 12-11	WOOD, Tye	.309	.439	.470	39	123	33	38	6	2	2	26	28	29	12	3	4
2/24	SOUTH DAKOTA STATE	w 9-8	SMITH, Kyle	.303	.461	.432	28	89	26	27	8	0	2	19	13	14	1	1	2
2/24	SOUTH DAKOTA STATE	w 13-2	MCALISTER, Josh	.284	.511	.373	25	88	18	25	3	1	5	17	12	28	3	0	7
3/1	HOFSTRA	L 9-10	DIXON, Devon	.240	.380	.361	41	129	29	31	7	1	3	23	23	29	1	0	9
3/2	HOFSTRA	L 15-16	-----																
3/2	HOFSTRA	w 11-7	TRUJILLO, Gene	.361	.778	.455	19	36	11	13	3	0	4	12	6	13	0	0	0
3/3	HOFSTRA	w 9-6	OTT, Ethan	.328	.500	.459	21	58	12	19	4	0	2	15	11	19	0	0	0
3/5	#17 TEXAS TECH	L 8-11	WEISSENBORN, C	.309	.418	.397	17	55	5	17	3	0	1	15	6	16	0	0	2
*3/9	UNLV	w 7-6	STEPHENS, Sean	.305	.378	.430	33	82	14	25	2	2	0	13	13	15	8	5	1
*3/9	UNLV	w 31-15	CARRIS, Akili	.299	.364	.345	23	77	18	23	5	0	0	18	6	18	0	0	2
*3/10	UNLV	w 6-5	MUNGUIA, Austin	.250	.250	.250	6	4	0	1	0	0	0	0	0	2	0	0	1
3/12	at Arizona State	w 6-4	MANSY, Luke	.194	.226	.419	14	31	8	6	1	0	0	3	12	5	0	0	0
*3/15	at Nevada	L 2-13	NEIL, Andrew	.000	.000	.000	3	0	2	0	0	0	0	0	0	0	0	0	0
*3/16	at Nevada	L 3-4	Totals	.323	.520	.429	42	1453	358	469	101	13	53	332	233	311	33	13	51
*3/17	at Nevada	w 10-8	Opponents	.328	.547	.418	42	1517	366	498	116	21	58	334	193	317	57	9	47
3/19	NEW MEXICO STATE	w 14-4																	
*3/22	SAN JOSE STATE	L 13-16	LOB - Team (372), Opp (359). DPs turned - Team (36), Opp (34). IBB - Team (3),																
*3/23	SAN JOSE STATE	w 7-5	MCALISTER, J 2, SPENRATH, R. 1. Picked off - WALKER, K. 2, STEPHENS, S. 2, WOOD,																
*3/23	SAN JOSE STATE	w 17-4	T. 1, WEISSENBORN 1.																
*3/28	at San Diego State	w 5-2																	
*3/29	at San Diego State	L 6-8	Player	era	w-l	app	gs	cg	sh	sv	ip	h	r	er	bb	so	avg	hr	
*3/29	at San Diego State	L 0-13	BANNISTER, Wil	5.10	2-0	17	5	0	0	3	42.1	47	26	24	19	26	.275	4	
4/2	at Arizona	L 1-9	LOPEZ, David	8.49	3-2	10	8	0	0	0	46.2	68	49	44	18	31	.338	8	
4/5	SAM HOUSTON	L 14-23	-----																
4/7	SAM HOUSTON	L 3-14	MOGEN, Cristian	0.00	1-0	1	0	0	0	0	2.0	2	0	0	0	0	.250	0	
4/9	at New Mexico State	L 2-10	BAKER-LIVINGSTON	3.00	0-0	2	2	0	0	0	6.0	6	2	2	1	8	.286	0	
*4/12	FRESNO STATE	L 5-10	STILL, Justin	6.23	1-0	13	0	0	0	1	13.0	15	11	9	15	11	.306	1	
*4/13	FRESNO STATE	L 19-23	PURSER, Daxton	6.39	0-2	9	6	0	0	0	31.0	32	25	22	25	32	.264	2	
*4/14	FRESNO STATE	w 6-2	RUSSELL, Brett	6.39	4-0	12	4	0	0	0	38.0	38	29	27	10	32	.255	6	
4/16	CSU-PUEBLO	w 3-1	PENGELLY, Dayne	8.27	3-4	9	7	0	0	0	32.2	54	39	30	24	38	.362	6	
*4/19	at Air Force	L 3-12	STEINKAMP, Arthur	8.38	2-1	17	0	0	0	0	29.0	46	31	27	12	17	.357	2	
*4/21	at Air Force	w 6-5	BARNHOUSE, Josh	8.64	2-2	16	4	0	0	1	33.1	48	34	32	16	33	.345	9	
*4/21	at Air Force	L 7-18	MCBROOM, Brian	9.19	1-0	17	0	0	0	3	15.2	20	16	16	8	11	.303	4	
4/23	at Texas Tech	w 17-3	JACKSON, Jaren	10.44	3-5	17	2	0	0	1	35.1	61	43	41	21	39	.379	10	
*4/26	SAN DIEGO STATE	w 8-4	CASTILLO, Ryan	12.18	1-2	7	2	0	0	0	17.0	31	25	23	4	20	.403	2	
*4/27	SAN DIEGO STATE	w 19-5	LEHMBECK, Blake	13.50	0-0	2	0	0	0	0	2.0	6	3	3	1	2	.500	0	
*4/28	SAN DIEGO STATE	w 9-7	NEIL, Andrew	18.00	0-0	5	1	0	0	0	4.0	3	11	8	13	5	.200	0	
			HARDY, Wyatt	20.00	0-1	8	1	0	0	1	9.0	21	20	20	4	12	.438	4	
			ROMERO, Blane	54.00	0-0	1	0	0	0	0	0.1	0	2	2	2	0	.000	0	
			Totals	8.29	23-19	42	42	0	0	10	357.1	498	366	329	193	317	.328	58	
			Opponents	8.14	19-23	42	42	1	1	6	350.1	469	358	317	233	311	.323	53	

* = Conference game

PB - Team (3), HOLLAND, J. 3, Opp (3). Pickoffs - Team (4), PURSER, D. 1, BARNHOUSE, J 1, RUSSELL, B. 1, BANNISTER, W 1, Opp (6). SBA/ATT - HOLLAND, J. (36-42), SMITH, K. (21-21), RUSSELL, B. (10-10), PENGELLY, D. (8-9), PURSER, D. (5-9), BARNHOUSE, J (6-7), LOPEZ, D. (7-7), JACKSON, J. (6-7), CASTILLO, R. (3-4), BANNISTER, W (3-4), STEINKAMP, A (4-4), NEIL, A. (2-2), MCBROOM, B. (1-1), STILL, J. (1-1), HARDY, W. (1-1).

Score by innings	1	2	3	4	5	6	7	8	9	EX	Total
New Mexico	28	42	52	42	38	43	49	31	32	1	358
Opponents	49	55	32	48	45	33	36	32	34	2	366

Win-loss breakouts: Day 19-11; Night 4-8; vs Left 3-6; vs Right 20-13;
 1-run games 6-3; 2-run games 5-1; 5+run games 6-12; Extra inns 0-1; Shutouts 0-1.
 Current streak: Won 4; Longest winning streak: 4; Longest losing streak: 8.
 Attendance: Home 11452 (avg 497); Away 18928 (avg 1113); Total 30380 (avg 759).

2024 VS. NEW MEXICO STATE OVERALL

Record: 1-1 Home: 1-0 Away: 0-1 MW: 0-0

Player	avg	gp-gs	ab	r	h	2b	3b	hr	rbi	tb	slg%	bb	hp	so	gdp	ob%	sf	sh	sb-att	po	a	e	fld%	
2 WEISSENBORN, Chase	.750	1-1	4	2	3	0	0	0	3	3	.750	0	0	0	0	.750	0	0	0-0	0	1	0	1.000	
30 SPENRATH, Reed	.500	2-2	8	2	4	1	0	1	4	8	1.000	0	0	0	0	.500	0	0	0-0	15	1	0	1.000	
12 ASBY, Will	.500	2-2	6	3	3	1	0	1	4	7	1.167	1	0	1	0	.571	0	1	0-0	0	0	1	.000	
15 WALKER, Khalil	.375	2-2	8	1	3	0	0	0	1	3	.375	1	1	1	0	.500	0	0	0-0	2	0	1	.667	
24 SMITH, Kyle	.333	2-1	6	0	2	1	0	0	1	3	.500	0	1	2	0	.429	0	0	0-0	12	0	0	1.000	
14 CARRIS, Akili	.333	2-2	6	3	2	1	0	0	1	3	.500	2	0	1	0	.500	0	0	0-0	0	2	0	1.000	
3 DIXON, Devon	.333	2-2	6	2	2	0	0	1	2	5	.833	0	0	0	1	.333	0	0	0-0	3	8	0	1.000	
9 MCALISTER, Josh	.250	1-1	4	0	1	0	0	0	0	1	.250	0	0	2	0	.250	0	0	0-0	2	3	1	.833	
43 TRUJILLO, Gene	.143	2-2	7	2	1	1	0	0	0	2	.286	1	0	3	0	.250	0	0	0-0	0	0	0	.000	
4 WOOD, Tye	.000	2-2	5	1	0	0	0	0	0	0	.000	3	0	1	1	.375	0	0	0-0	4	0	0	1.000	

47 OTT, Ethan	1.000	1-0	1	0	1	0	0	0	0	1	1.000	0	0	0	0	1.000	0	0	0-0	1	0	0	1.000	
8 KINKADE, Konner	.500	1-0	2	0	1	0	0	0	0	1	.500	0	0	0	0	.500	0	0	0-0	0	0	0	.000	
18 HOLLAND, Jake	.500	1-1	2	0	1	1	0	0	0	2	1.000	1	0	0	0	.667	0	0	0-0	5	1	0	1.000	
11 STEPHENS, Sean	.000	2-0	2	0	0	0	0	0	0	0	.000	0	0	0	0	.000	0	0	0-1	1	0	0	1.000	
Totals	.358	2	67	16	24	6	0	3	16	39	.582	9	2	11	2	.449	0	1	0-1	45	17	3	.954	
Opponents	.288	2	59	14	17	3	1	1	13	25	.424	12	4	16	1	.440	0	1	6-6	47	17	1	.985	

LOB - Team (16), Opp (17). DPs turned - Team (3), Opp (2). Picked off - WALKER, K. 1, STEPHENS, S. 1.

(VS. NMSU THIS SEASON Sorted by Earned run avg)

Player	era	w-l	app	gs	cg	sho	sv	ip	h	r	er	bb	so	2b	3b	hr	b/avg	wp	hp	bk	sfa	sha
13 RUSSELL, Brett	3.00	1-0	2	0	0	0/0	0	3.0	2	1	1	1	3	1	0	0	.200	0	0	0	0	0
31 PENGELLY, Dayne	8.10	0-0	1	1	0	0/0	0	3.1	6	3	3	4	5	1	1	0	.400	1	0	0	0	1
23 JACKSON, Jaren	13.50	0-0	1	0	0	0/0	0	2.2	3	4	4	3	2	1	0	0	.300	0	0	0	0	0
39 CASTILLO, Ryan	22.50	0-1	1	1	0	0/0	0	2.0	4	5	5	1	2	0	0	1	.400	1	2	0	0	0

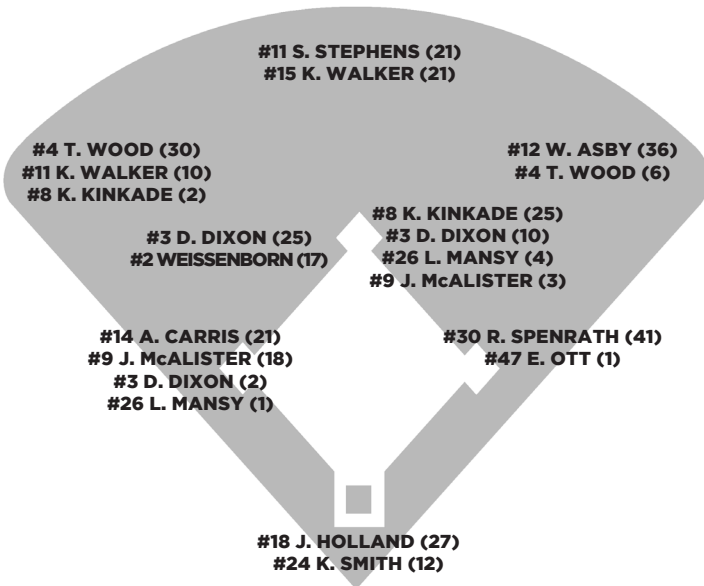
19 STILL, Justin	0.00	0-0	1	0	0	0/0	0	1.2	0	0	0	1	2	0	0	0	.000	0	2	0	0	0
40 BANNISTER, Wil	0.00	0-0	1	0	0	0/0	0	1.1	1	1	0	1	2	0	0	0	.167	0	0	0	0	0
6 MCBROOM, Brian	0.00	0-0	1	0	0	0/0	0	0.2	1	0	0	1	0	0	0	0	.333	0	0	0	0	0
29 HARDY, Wyatt	0.00	0-0	1	0	0	0/0	0	0.1	0	0	0	0	0	0	0	0	.000	0	0	0	0	0
Totals	7.80	1-1	2	2	0	0/0	0	15.0	17	14	13	12	16	3	1	1	.288	2	4	0	0	1
Opponents	9.19	1-1	2	2	0	0/0	0	15.2	24	16	16	9	11	6	0	3	.358	0	2	0	0	1

Pickoffs - Team (0), Opp (2). SBA/ATT - SMITH, K. (3-3), HOLLAND, J. (3-3), JACKSON, J. (2-2), PENGELLY, D. (1-1), MCBROOM, B. (1-1), RUSSELL, B. (1-1), CASTILLO, R. (1-1).

THE WEEK AHEAD

TUESDAY	WEDNESDAY	THURSDAY	FRIDAY	SATURDAY	SUNDAY	MONDAY
 30 AT NEW MEXICO ST. 6 PM MT PRESLEY ASKEW FIELD LAS CRUCES, N.M.	1	2	 3 AT UNLV 7 PM MT EARL E. WILSON STADIUM LAS VEGAS, NEV.	 4 AT UNLV 7 PM MT EARL E. WILSON STADIUM LAS VEGAS, NEV.	 5 AT UNLV 1 PM MT EARL E. WILSON STADIUM LAS VEGAS, NEV.	6

DEFENSIVE STARTERS BY POSITION



KEY POSITION PLAYER LOSSES

Player, Pos.	Avg.	R	H	2B	3B	HR	RBI
#4 Deylan Pigford, 2B	.297	39	43	9	3	5	13
#7 Jeffrey David, INF/OF	.306	38	59	13	5	3	41
#15 Braydon Runion, OF	.357	48	76	23	4	9	56
#33 Dylan Ditzenberger, OF	.437	42	59	9	1	2	27
#34 Lenny Junior Ashby, OF	.381	46	80	18	0	9	51

KEY PITCHING LOSSES

Name, Pos.	ERA	APP	IP	W-L	SV	BB	K
#2 Tristin Lively, SP	4.42	13	77.1	6-4	0	23	62
#10 Riley Egloff, SP	6.05	13	74.1	7-3	0	21	67
#27 Isaac Gallegos, SP	4.35	12	70.1	4-2	0	32	60

TOP RETURNING POSITION PLAYERS

Player, Pos., Yr.	Avg.	R	H	2B	3B	HR	RBI
#2 Chase Weissenborn, SS, Sr.	.291	36	52	10	2	1	27
#3 Devon Dixon, 2B, Sr.	.274	38	45	10	0	6	27
#11 Sean Stephens, OF Sr.	.349	11	22	5	1	1	8
#19 Jake Holland, C, Sr.	.333	29	50	7	1	12	39
#30 Reed Spenrath, 1B, Sr.	.321	54	61	11	4	19	65
#24 Kyle Smith, C/DH, Sr.	.271	17	19	3	3	5	13

COACH BROWN VS. 2024 OPPONENTS

OPPONENT	OVERALL	UNM	LAST
Air Force	7-8	7-8	4/21/24
Arizona	2-13	1-3	4/2/24
Arizona State	2-1	2-1	3/23/22
Colorado State-Pueblo	1-1	1-1	4/12/23
CSU Bakersfield	2-0	2-0	2/19/24
Fresno State	8-7	8-7	4/14/24
Hofstra	2-2	2-2	3/3/24
Minnesota	11-17	1-1	2/18/24
Nevada	7-6	6-6	3/17/24
New Mexico State	7-3	7-3	4/9/24
Northern Colorado	20-14	0-0	2/25/23
Oregon State	1-5	1-4	2/19/23
Sam Houston	0-2	0-2	4/7/24
San Diego State	4-11	4-11	4/28/24
San Jose State	5-7	5-7	3/24/24
South Dakota State	34-36	3-1	2/24/2
Texas Tech	3-5	3-5	3/5/24
UNLV	5-7	5-7	3/10/24

TOP RETURNING PITCHERS

Pitcher, Yr.	ERA	APP	IP	W-L	SV	BB	K
#6 Brian McBroom, RHP, Jr.	5.53	25	40.2	4-2	3	11	39
#19 Justin Still, LHP, Jr.	5.91	17	21.1	0-1	0	16	20
#23 Jaren Jackson, LHP, Sr.	7.46	12	44.2	3-2	1	12	32
#35 Arthur Steinkamp, LHP, Sr.	2.81	15	25.2	0-1	0	4	12
#46 Ben Baker-Livingston, RHP, Jr.	8.62	10	24.0	0-4	0	10	10

TOP NEWCOMERS

Pos.	Name	Yr.	'23 School
RHP/INF	Andrew Neil	Jr.	Folsom Lake CC
3B	Josh McAlister	Jr.	Ohio State
OF	Tye Wood	Jr.	Iowa Western
RHP	Dayne Pengelly	Jr.	Pima CC
RHP	David Lopez	Jr.	Wharton County JC
1B/OF	Ethan Ott	Jr.	UNC Pembroke
OF/DH	Will Asby	Sr.	San Francisco

LAST TIME AROUND (MARCH 19, APRIL 9)

MARCH 19: UNM 14, NMSU 4 (7 Inn.)

UNM opened up its season series with State with an emphatic 14-4 run-rule victory in seven innings at Santa Ana Star Field on March 19, racking up 17 hits with three home runs in the process. UNM got three hits each from Will Asby (3 R, 4 RBI), Reed Spenrath (2 R, 3 RBI) and Chase Weissenborn

(2 R, 3 RBI) to lead a 17-hit outing, with Kyle Smith (1 RBI), Devon Dixon (2 R, 2 RBI) and Akili Carris (2 R, 1 RBI) all adding two knocks each. True freshman Gene Trujillo added another to go with two runs in his first collegiate start at the DH spot, with Khalil Walker also finishing with a hit and a run. Asby, Spenrath and Dixon all homered – their sixth, fourth and second long balls of the year, respectively. The Lobos weathered an early three-

spot in the top of the third from the Aggies after plating the first run of the game in the bottom of the second, blowing the game open with an eight-run inning – punctuated by Will Asby's second grand slam at Santa Ana Star Field and sixth homer this season – and keeping their foot on the gas the rest of the way with five more runs — and two more homers from Reed Spenrath and Devon Dixon — over the next four frames.

APRIL 9: NMSU 10, UNM 2
UNM couldn't produce the runs to keep

up with New Mexico State in the second meeting between the in-state rivals at Presley Askew Field on April 9, falling 10-2 to tie up the season series at a game apiece. At the time, it was the Lobos' sixth-straight loss.

The Aggies stranded 10 Lobo runners on base and capitalized on two UNM errors while plating 10 runs on 10 hits to even up the season series after UNM's 14-4 win in Albuquerque on March 19. The Lobos didn't allow another extra base hit past the fifth and limited NMSU to just two hits over the final three

CONTINUED ON PAGE 6

frames but couldn't get back on the board until the ninth.

The Lobos finished with seven hits in total, led by a 2-for-4 outing from Khalil Walker (1 RBI, HBP) in the leadoff spot. Five other Lobos – Jake Holland, Reed Spenrath, Ethan Ott, Josh McAlister and Konner Kinkade – finished with a hit each, with Spenrath driving in UNM's first run with his 11th double of the season.

BIG MIDWEEK WIN IN LUBBOCK

UNM dictated the tone of its midweek matchup with Texas Tech (29-14, 12-9 Big 12) on the road at Rip Griffin Park the whole way on Tuesday, racking up 21 hits and slamming four homers behind a complete effort from the bullpen en route to a 17-3 win — the first for the Lobos in Lubbock since 2015.

NOTABLES

UNM's 14-run margin of victory was its largest against Texas Tech since a 15-0 win in Albuquerque on Feb. 10, 1985 and the largest ever in a game between the two teams in Lubbock.

The Lobos have now beaten TTU in each of the last three seasons — the first time they've done so since 2017 — and split the two-game season series in the last two. It's also the second win against a Power 5 team on the road this season for the Lobos, who downed Arizona State 6-4 in Phoenix in midweek action on March 12. They've now won four of six since snapping their longest losing streak of the season at eight games last Sunday, with three of those wins against teams that rank in the Top 150 in the nation by RPI.

The loss for Texas Tech was only their fourth this season at home — they are 23-4 in games played at Rip Griffin Park in 2024. UNM snapped a streak of 11 straight wins at home for the Red Raiders. "Had a great start from Barnhouse and the bats got going early," said UNM Head Coach Tod Brown, who improves to 3-5 against Texas Tech in his three seasons at the helm in Albuquerque and has won three of the last five meetings. "Steinkamp, McBroom, Jackson and Bannister came in and did a great job throwing strikes and getting out of jams.

"The bats were hot today and we really put some quality at-bats together and didn't miss on mistake pitches — hoping this can be the game that gets us hot as we head into a big weekend of conference play."

ON DECK

UNM hits the road for a MW weekend series with UNLV (23-20, 10-14 MW), who the Lobos swept at home earlier in the year. They'll need another series win to solidify their hopes of making the Top four ahead of the MW Tournament.

LOBOS SWINGING HOT BATS

WILL ASBY: With his third grand slam of the season on Tuesday, Asby matched a single-season program record set in 1995 by Mark Wulfert and is up to five games this season with four or more RBI. He batted .526 with a team-high 8 RBI last week, getting a hit in all four games and multiple hits in three of four.

KHALIL WALKER: Walker just keeps producing at the plate — for the second straight week, he not only leads the Lobos in average (.412) and on base percentage (.517), but the entire Mountain West. He's hit safely in 13 straight — the longest hit streak on the team this season — and with three multi-hit games while connecting on two of his seven doubles on the season in that span. Walker led the Lobos in average last week (.600) while hitting two homers and three doubles.

REED SPENRATH: Spenrath is riding a team- and season-best 24-game on base streak and is now leading the team in doubles (16) after hitting two last over an 8-for-18 (.444) week.

ALL-TIME SERIES (SINCE 2000)

All-Time Series Record: 167-94

Home: 78-34; Away: 63-51; Neutral: 2-3

2/11/00	Albuquerque, N.M.	L, 13-15
2/12/00	Albuquerque, N.M.	W, 16-9
2/13/00	Albuquerque, N.M.	L, 6-13
3/3/00	Las Cruces, N.M.	W, 9-2
3/4/00	Las Cruces, N.M.	W, 12-6
3/5/00	Las Cruces, N.M.	L, 11-14
2/2/01	Las Cruces, N.M.	L, 11-12
2/3/01	Las Cruces, N.M.	L, 6-7 (11)
2/4/01	Las Cruces, N.M.	L, 6-7
2/20/01	Albuquerque, N.M.	L, 0-11
2/27/01	Albuquerque, N.M.	W, 14-12
2/8/02	Las Cruces, N.M.	W, 9-1
2/9/02	Las Cruces, N.M.	L, 3-4 (15)
2/10/02	Las Cruces, N.M.	L, 6-7
3/4/02	Albuquerque, N.M.	W, 14-7
3/26/02	Albuquerque, N.M.	L, 11-12
4/9/02	Albuquerque, N.M.	W, 14-13
2/21/03	Las Cruces, N.M.	W, 6-4
2/23/03	Las Cruces, N.M.	L, 4-5
3/9/03	Albuquerque, N.M.	W, 10-9
4/8/03	Las Cruces, N.M.	L, 7-10
4/22/03	Albuquerque, N.M.	L, 14-16
3/24/04	Las Cruces, N.M.	L, 9-16
3/30/04	Albuquerque, N.M.	W, 17-13
2/12/05	Albuquerque, N.M.	W, 13-9
2/13/05	Albuquerque, N.M.	W, 8-3
2/13/05	Albuquerque, N.M.	W, 14-12
3/22/05	Las Cruces, N.M.	L, 5-8
3/29/05	Las Cruces, N.M.	L, 8-9
4/12/05	Las Cruces, N.M.	L, 8-10
2/7/06	Las Cruces, N.M.	W, 5-3
2/21/06	Albuquerque, N.M.	L, 6-12
2/28/06	Las Cruces, N.M.	W, 15-12
3/7/06	Albuquerque, N.M.	L, 7-6
2/13/07	Las Cruces, N.M.	W, 11-7
2/20/07	Las Cruces, N.M.	W, 16-5
3/13/07	Albuquerque, N.M.	L, 6-9
3/20/07	Albuquerque, N.M.	W, 13-6
3/18/08	Las Cruces, N.M.	W, 12-3

WIL BANNISTER: THE CLOSER™

There's been no more reliable arm out of the pen than RHP Wil Bannister in the month of April — through his last 11 appearances dating back to the last time the Lobos faced the Aztecs on March 28, he's posted a 1.45 ERA over 18.2 IP, collecting three saves and a win while holding opponents to a .098 batting average. The only outing in which he's allowed an earned run in that span was against Air Force — in which he held the Falcons hitless until they mashed two homers in the ninth (3.0 IP, 2 H, 3 ER, 1 BB, 1 K) — he still earned the save that day. Those two HR are the only extra base hits he's allowed in his last 11.

Bannister threw four innings of scoreless relief across three appearances last week, allowing just one single with three strikeouts to one walk.

SEEING DOUBLE

The Lobos have excelled at getting two for one this season, ranking No. 38 in NCAA D-I in total double plays (36) and No. 15 in total doubles (101). They rank No. 40 in double plays per game (0.86) and No. 13 in doubles per game (2.40).

Jake Holland ranks No. 24 in the NCAA D-I in doubles per game (0.42) and Reed Spenrath ranks No. 49 in NCAA D-I in total doubles (16). UNM ranks No. 2 in the MW in assists (390) and leads the league in DP — Spenrath has been a part of 35 double plays (No. 1 in the MW), while Dixon has helped stitch 27 (No. 2 in the MW). Dixon also ranks No. 2 in the league in assists (116).

LONG BALL LOBOS

The Lobos found a penchant for the long ball in the month of March and haven't looked back since — after homering four times in their first eight games, they've connected on 48 for a total of 100 RBI since March 1. UNM is 14-3 in games this season in which the Lobos hit multiple homers — they've hit three or more in a

3/18/08	Las Cruces, N.M.	W, 8-6
3/25/08	Albuquerque, N.M.	L, 2-15
3/26/08	Las Cruces, N.M.	W, 13-1
3/3/09	Las Cruces, N.M.	W, 7-2
3/10/09	Albuquerque, N.M.	L, 4-5
3/2/10	Las Cruces, N.M.	W, 9-6
3/3/10	Las Cruces, N.M.	L, 8-17
3/9/10	Albuquerque, N.M.	L, 10-14
3/10/10	Albuquerque, N.M.	W, 13-4
2/22/11	Albuquerque, N.M.	L, 8-13
3/8/11	Las Cruces, N.M.	L, 4-9
3/6/12	Las Cruces, N.M.	L, 12-16
3/13/12	Albuquerque, N.M.	L, 2-6
4/3/12	Las Cruces, N.M.	L, 5-7
5/15/12	Albuquerque, N.M.	W, 12-10 (11)
4/1/13	Las Cruces, N.M.	L, 5-10
4/17/13	Albuquerque, N.M.	W, 13-6
3/25/14	Las Cruces, N.M.	W, 14-4
4/2/14	Albuquerque, N.M.	W, 17-7
4/21/15	Albuquerque, N.M.	W, 22-3
5/5/15	Las Cruces, N.M.	L, 8-22
3/8/16	El Paso, Texas	L, 6-9
4/5/16	Roswell, N.M.	W, 3-2
4/26/16	Albuquerque, N.M.	W, 10-4
5/3/16	Las Cruces, N.M.	W, 3-2
3/7/17	El Paso, Texas	W, 8-2
3/28/17	Las Cruces, N.M.	W, 5-3
5/2/17	Albuquerque, N.M.	L, 5-12
4/10/18	Albuquerque, N.M.	L, 1-9
5/1/18	Las Cruces, N.M.	L, 2-13
5/8/18	Albuquerque, N.M.	L, 3-4
3/26/19	Las Cruces, N.M.	L, 5-13
4/16/19	Albuquerque, N.M.	L, 8-11 (10)
3/29/22	Las Cruces, N.M.	W, 19-2
4/5/22	Las Cruces, N.M.	W, 7-4
5/10/22	Albuquerque, N.M.	W, 13-7
5/17/22	Albuquerque, N.M.	W, 12-4
3/21/23	Albuquerque, N.M.	L, 0-2
4/18/23	Las Cruces, N.M.	W, 13-0 (7)
5/2/23	Albuquerque, N.M.	W, 14-6 (8)
5/16/23	Las Cruces, N.M.	L, 0-8 (7)
3/19/24	Albuquerque, N.M.	W, 14-4 (7)
4/9/24	Las Cruces, N.M.	L, 2-10

game seven times (6-1 in those games)

UNM is 17-9 in games in which the Lobos go yard at least once. The Lobos are slugging a MW-best .512 as a team after mashing eight HR in their last four games last week.

11 different Lobos have hit a homer this season for a total of 52 through 42 games — 37 have been at Santa Ana Star Field.

Jake Holland leads the Lobos with 14 homers (No. 2 in MW) ahead of Will Asby (10) and Reed Spenrath (9) — all of Spenrath's have come since he hit his first of the season on March 10 against UNLV.

Chase Weissenborn and Khalil Walker hit their first of the season — and only the second of Weissenborn's career — back to back against TTU on Tuesday, with Walker hitting his second in the finale against SDSU on Sunday. Devon Dixon hit his first homer of the season against Arizona State in Phoenix two weeks ago and followed with his second exactly a week later against NM State at home to join four other Lobos — Tye Wood, Kyle Smith, Gene Trujillo and Josh McAlister — that have at least two each on the season.

SPENRATH BACK TO FORM

— After mashing 19 homers in his first season in Albuquerque, Reed Spenrath was productive at the plate through his first 16 games (.300/.455/.483) but with just one thing missing — a home run. He finally broke through with his first of the year and the Lobos' 18th of the season in the weekend finale against UNLV on March 10, smacking a three-run shot more than 450 feet out of Santa Ana Star Field to put the Lobos up 5-4 late.

— He's done so again eight more times since then — against Air Force, he homered to lead off the second inning twice.

Through 11 weeks, Spenrath has accumulated 35 RBI

CONTINUED ON PAGE 7

while hitting 16 doubles and four triples, connecting on 56 hits and drawing 31 walks.

Spenrath has 19 multi-hit games -- the most on the team -- and 10 multi-RBI games, starting all but one game at first while racking up 335 putouts and 21 assists on .992 fielding.
 – Spenrath was named to D1Baseball.com's Top 50 first baseman rankings (No. 46) and Preseason All-MW ahead of this season. A first-team all-conference selection in his first season with the Lobos in 2023, Spenrath led the team and ranked second in the conference in 2023 with 19 home runs – the sixth-most in a single season in program history – to go with 65 RBIs. The 6'5" power hitter also led the team and ranked third in the conference with 54 runs scored, batting .321 while reaching base at a clip of .421. He finished the season with 16 multi-hit games and 18 multi-RBI games.

SEASON-OPENING NOTES / EARLY RETURNS

– UNM looks to improve its standing in the Mountain West for a third consecutive season – the Lobos finished sixth (10-20 MW) in Brown's first season as head coach in 2022 and narrowly missed out on the conference tournament with a fifth-place finish (13-17 MW) in 2023.

– The Lobos' offense in 2023 was one of their most productive in recent memory – UNM's .328 team batting average was the third-best in the NCAA and best in the Mountain West, as well as the Lobos' best since 2013.

– UNM's 26-25 record in 2023 was the most wins since 2017 and first winning season since then (not counting UNM's 14-4 record in the canceled COVID season of 2020).

– Reed Spenrath was named to the Mountain West Baseball Preseason All-Conference Team, with the Lobos picked fifth in the preseason poll as voted on by the league's coaches. Spenrath was named to D1Baseball.com's Top 50 First Baseman rankings ahead of the season, coming in at No. 46 in the nation. He was named one of three captains for this year's Lobos squad along with fellow seniors Chase Weissenborn and Brett Russell.

BROWN'S PROGRAM-BUILDING RESUME

– In his first five seasons as head coach at North Dakota State, Brown's teams improved their winning percentage in each season, going from 15-30 (.333) in his first season in 2008 to 40-20 (.667) in 2012 and finishing each of the next nine seasons above .400. The Bison reached the Summit League tournament eight times in that span, advancing to NCAA Regionals in 2014 and 2021.

– Brown coached the Bison to 40-win seasons in 2012 and 2021.

– In Brown's second season at UNM, the Lobos improved to 26-25 from 21-33 the year prior, with the highest team batting average since 2013 (.328) and lowest team ERA since 2016 (5.95).

– In 16 years as a D-I Head Coach, Brown has finished the season above .400 13 times and above .500 five times – the only three seasons in which he's finished below .400 were his first two years in Fargo (2008, 2009) and his first season in Albuquerque (2022).

YOUR 2024 LOBOS ROSTER

– UNM's 2024 roster includes 16 returning players with 24 newcomers – the Lobos return seven position players who started at least 10 games in 2023 and losing six.

– Of the Lobos' newcomers, 8 are freshmen and 16 are transfers – 12 from junior colleges and four from four-year institutions.

– 29 players are upperclassmen – 13 seniors and 16 juniors – the most upperclassmen Brown has had on a roster in Albuquerque.

TEAM STATISTICS COMPARISON

GENERAL

NEW MEXICO

26-25 (13-17 MW)
 23-19 (12-9 MW)

NEW MEXICO STATE

2023 RECORD 14-37 (9-21 WAC)
 2024 RECORD 20-23 (7-11 C-USA)

HITTING

.323	BATTING AVG	305
358	RUNS	369
469	HITS	449
101	2BS	82
13	3BS	17
53	HRS	61
332	RBIS	343
.520	SLG%	508
.429	ON-BASE%	418
23	SACRIFICE FLIES	14
17	SACRIFICE HITS	14
33-46	SB-SBA	40-46

DEFENSE

1072	PUTOUTS	1072
390	ASSISTS	373
51	ERRORS	45
.966	FLD%	970

PITCHING

8.29	ERA	8.56
10	SAVES	3
357.1	INNINGS PITCHED	357.1
498	HITS ALLOWED	500
366	RUNS ALLOWED	386
329	EARNED RUNS ALLOWED	340
193	WALKS	191
317	STRIKEOUTS	329
116	2BS ALLOWED	104
21	3BS ALLOWED	12
58	HRS ALLOWED	77
.328	BATTING AVG. AGAINST	332

THE REMAINING SCHEDULE

– UNM's 54-game 2024 schedule, including 30 Mountain West Conference games, features five different teams that reached NCAA Regionals last spring – Oregon State, Texas Tech, Arizona, San Jose State and Sam Houston State – with 27 games against nine opponents that ranked in the Top 150 in the nation in last season's final RPI rankings.

– UNM will play 30 games at Santa Ana Star Field in Albuquerque and 24 games on the road throughout the regular season.

– Following the Lobos' rematch with San Diego State last weekend, they'll face three other teams for a second weekend series to close out the regular season -- UNLV on the road (May 3-5), Nevada at home (May 10-12) and San Jose State on the road (May 16-18) comprise the remainder of UNM's regular season, with Senior Day set for May 12.

– Should the Lobos finish among the Top Four in the Mountain West standings, they'll earn a berth to the MWC Championships May 23-25, hosted this year by San Diego State. The winner earns the conference's automatic berth to an NCAA Regional.

2023 BY THE NUMBERS

– UNM's .328 batting average in 2023 was its highest since 2013 – The Lobos led the Mountain West in that category and ranked third nationally.

– The Lobos hit 87 home runs – their most since 2003. That total led the Mountain West and is the third most in program history.

– UNM slugged .559 on the season, the sixth highest in program history and highest since 2003, leading the Mountain West.

– The Lobos finished the season with a .974 fielding percentage – the second highest in program history (2017) – that also led the Mountain West.

– Improving from a 9.06 ERA as a team in Brown's first season to a 5.95, UNM only allowed 3.20 walks per nine innings, its lowest average since 2014 and the best in the Mountain West. The Lobos' 1.59 WHIP was its lowest since 2015.

– UNM scored 441 runs (most since 2017, led MW) and racked up 617 hits (most since 2017, led MW) to go with 24 triples (most since 2015, led MW) and 411 RBI (most since 2017, led MW).

– Lobo batters reached base at a .406 clip, UNM's best average since 2017 (Led MW).

– UNM turned 48 double plays in 51 games, the most in the MW and 33rd-most in the nation. The Lobos' .94 double plays per game ranked No. 9 in the nation.

MOUNTAIN WEST STANDINGS (THROUGH 4/29)

SCHOOL (RK)	MOUNTAIN WEST					
	W	L	PCT.	HOME	AWAY	NEUT.
Fresno State	14	7	.667	7-5	7-2	0-0
New Mexico	12	9	.571	9-3	3-6	0-0
Air Force	11	10	.524	6-3	5-7	0-0
Nevada	13	11	.542	8-4	5-7	0-0
San José State	13	11	.542	8-5	5-6	0-0
UNLV	10	14	.417	6-6	4-8	0-0
San Diego State	5	16	.238	4-5	1-11	0-0

ALL GAMES												
W	L	T	PCT.	HOME	AWAY	NEUT.	LAST 10	STRK				
27	16	0	.628	14-8	13-8	0-0	3-7	L1				
23	19	0	.548	16-9	5-8	2-2	7-3	W4				
19	24	0	.442	9-5	7-16	3-3	6-4	L2				
20	21	0	.488	10-6	10-15	0-0	5-5	W2				
18	24	0	.429	10-8	8-16	0-0	6-4	W2				
23	20	0	.535	14-9	9-11	0-0	5-5	L2				
11	32	0	.256	8-11	3-20	0-0	1-9	L9				

MW Regular-Season Champions; % MW Tournament Champions

A LOOK AHEAD IN THE MW

Tuesday, April 30

UNLV at UC Riverside (ESPN+)	2 p.m. PT
San Diego State at CSU Northridge	3 p.m. PT
San José State at Saint Mary's (ESPN+)	3 p.m. PT
New Mexico at New Mexico State (ESPN+)	6 p.m. MT
Cal Poly at Fresno State (MWN)	5:05 p.m. PT
Air Force at Northern Colorado	Canceled

Wednesday, May 1

Saint Mary's at Nevada (MWN)	3:05 p.m. PT
-------------------------------------	--------------

Friday, May 3

San José State at Air Force* (MWN)	3 p.m. MT
Fresno State at San Diego State* (MWN)	6 p.m. PT
New Mexico at UNLV* (MWN)	6:05 p.m. PT

Saturday, May 4

Houston Christian at Nevada (MWN)	Noon PT
San José State at Air Force* (MWN)	1 p.m. MT
Houston Christian at Nevada (MWN)	3:35 p.m. PT
Fresno State at San Diego State* (MWN)	6 p.m. PT
New Mexico at UNLV* (MWN)	6:05 p.m. PT

Sunday, May 5

San José State at Air Force* (MWN)	Noon MT
New Mexico at UNLV* (MWN)	12:05 p.m. PT
Fresno State at San Diego State* (MWN)	1 p.m. PT
Houston Christian at Nevada (MWN)	1 p.m. PT

Tuesday, May 7

San José State at San Francisco (ESPN+)	3 p.m. PT
Fresno State at Pacific (ESPN+)	5 p.m. PT
New Mexico State at New Mexico (MWN)	6 p.m. MT
Nevada at Sacramento State (ESPN+)	6 p.m. PT

Friday, May 10

Nevada at New Mexico* (MWN)	6 p.m. MT
Air Force at San Diego State* (MWN)	6 p.m. PT
UNLV at Fresno State* (MWN)	6:05 p.m. PT
San José State at Cal (Pac-12 Bay Area)	6:05 p.m. PT

Saturday, May 11

Nevada at New Mexico* (MWN)	2 p.m. MT
San José State at Cal (Pac-12 Bay Area)	2:05 p.m. PT
UNLV at Fresno State* (MWN)	3:05 p.m. PT
Air Force at San Diego State* (MWN)	6 p.m. PT

A LOOK BACK AT THE MW

Monday, April 29

Nevada 11, Air Force 8* (10)	(MWN)
-------------------------------------	-------

Sunday, April 28

Nevada 12, Air Force 6*	(MWN)
New Mexico 9 , San Diego State 7*	(MWN)
San José State 5 , UNLV 1*	(MWN)
Washington State 4 , Fresno State 3	(WSU Live Stream)

Saturday, April 27

New Mexico 19 , San Diego State 5*	(MWN)
San José State 8 , UNLV 7*	(MWN)
Fresno State 12, Washington State 2	(WSU Live Stream)

Friday, April 26

Air Force 8 , Nevada 3*	(MWN)
New Mexico 8 , San Diego State 4*	(MWN)
Fresno State 5, Washington State 4	(WSU Live Stream)
UNLV 2, San José State 1*	(MWN)

Tuesday, April 23

New Mexico 17, Texas Tech 3	(ESPN+)
Air Force 8, Northern Colorado 5	(Midco Sports Plus)
UNLV 16 , UC Riverside 5	
San Diego 11 , San Diego State 2	(ESPN+)
CSU Northridge 15, Fresno State 2	(MWN)

Monday, April 22

Nevada 21, Utah Tech 13	(ESPN+)
--------------------------------	---------

Sunday, April 21

New Mexico 6, Air Force 5*	(MWN)
UNLV 10 , Nevada 7*	(MWN)
#18 UC Irvine 7 , San Diego State 6	(ESPN+)
Air Force 18 , New Mexico 7*	(MWN)
San José State 9, Fresno State 2*	(MWN)

MOUNTAIN WEST NETWORK APP

All games streamed on the Mountain West Network will be available on the Mountain West App. Be sure to download the app, which is available on Android, IOS, Apple TV, Roku and Android TV. For more information visit TheMW.com.

MOUNTAIN WEST STATS SUMMARY (THROUGH 4/29)

TEAM BATTING

	g	avg	ab	r	h	2b	3b	hr	bb	so	sb-att
New Mexico	42	.323	1453	358	469	101	13	53	233	311	33-46
UNLV	43	.296	1517	332	449	95	14	47	198	337	19-28
Nevada	41	.294	1463	292	430	111	8	61	157	315	31-47
Fresno State	43	.293	1466	313	430	109	11	51	154	277	29-41
Air Force	43	.283	1453	280	411	82	13	44	179	385	79-93
San Diego State	43	.263	1488	225	392	85	12	29	141	405	25-39
San Jose State	42	.249	1432	253	357	69	17	56	184	395	9-19
Totals	14	.286	10272	2053	2938	652	88	341	1246	2425	225-313

TEAM PITCHING

	g	era	w	l	sv	ip	h	r	er	bb	so
Fresno State	43	5.13	27	16	10	375.2	396	243	214	122	385
UNLV	43	5.78	23	19	7	374.0	443	276	240	162	325
San Jose State	42	6.25	18	24	6	364.1	408	299	253	194	269
Nevada	41	6.29	20	21	5	359.0	382	280	251	199	355
Air Force	43	6.51	18	24	6	363.2	443	302	263	171	287
San Diego State	43	7.62	11	32	4	371.0	388	361	314	309	387
New Mexico	42	8.29	23	19	10	357.1	498	366	329	193	317
Totals	148	6.54	140	155	48	2565.0	2958	2127	1864	1350	2325

TEAM FIELDING

	g	po	a	e	pct	dp	pb	sba-att
Fresno State	43	1127	364	37	.976	33	2	16-25
Nevada	41	1077	383	44	.971	30	5	61-74
UNLV	43	1122	385	52	.967	24	3	33-43
San Jose State	42	1093	353	50	.967	27	6	35-48
New Mexico	42	1072	390	51	.966	36	3	57-66
San Diego State	43	1113	335	52	.965	29	16	55-74
Air Force	43	1091	483	57	.965	30	7	38-55
Totals	148	7695	2693	343	.968	209	42	295-385

INDIVIDUAL BATTING

Min 2.5 AB/Team game

	g	avg	ab	r	h	rbi	2b	3b	hr	bb
WALKER, K.-NM	38	.412	119	35	49	15	9	0	2	25
KRYSZCZUK-LV	43	.383	162	44	62	59	17	2	13	28
TURNER, Colby-SD	30	.378	111	22	42	29	7	4	4	6
HOLLAND, J.-NM	33	.370	127	36	47	48	14	1	13	11
SCHMIDT-LV	35	.360	111	26	40	21	3	2	1	20
PEPPI, Rocco-FS	43	.357	171	38	61	49	16	0	13	5
HOPFE, Tommy-FS	43	.354	175	38	62	36	13	2	6	15
SALDIVAR, Eddie-FS	43	.350	177	46	62	29	13	3	5	15
SPENRATH, R.-NM	42	.348	161	42	56	35	16	4	9	31
Jay Thomason-AF	43	.345	168	53	58	38	10	2	15	26
DORRAUGH, Hunter-SJ	33	.344	131	30	45	29	5	1	11	12
ASBY, W.-NM	42	.341	164	45	56	47	14	2	10	23
HOLDER, Taylor-NV	37	.336	137	33	46	34	8	3	13	13
BALL, Michael-NV	41	.328	177	34	58	48	19	0	9	7
KINKADE, K.-NM	35	.327	110	24	36	26	6	0	0	13
CHARLES-LV	38	.326	172	45	56	32	11	2	10	14
HIGGINS-LV	41	.323	161	40	52	21	14	1	4	18
Jake Greiving-AF	38	.322	149	26	48	33	14	0	7	9
MONTOYA, Shaun-SD	43	.318	179	36	57	9	9	2	0	18
HEFFT-LV	41	.317	161	37	51	26	10	3	2	18

INDIVIDUAL PITCHING

Min 1.0 IP/Team game

	app	era	w-l	sv	ip	h	r	er	bb	so
CATES-LV	11	2.75	6-3	0	72.0	73	22	22	13	93
Seungmin Shim-AF	11	3.00	5-2	0	69.0	68	30	23	19	65
DOKTORCZYK, Jason-NV	11	3.21	5-3	0	73.0	66	30	26	17	79
RIDING, Jake-FS	13	3.91	4-2	0	48.1	42	22	21	11	41
ROSS, Ethan-SJ	14	4.55	5-5	0	59.1	66	38	30	35	49
SERRANO, Omar-SD	11	4.75	3-5	0	60.2	72	39	32	23	54
DIXON, Jake-FS	11	5.08	4-2	0	56.2	70	38	32	18	58
BANNISTER, W-NM	17	5.10	2-0	3	42.1	47	26	24	19	26
BEAL, Noah-FS	11	5.13	3-3	0	54.1	66	37	31	14	64
SIMON-LV	11	5.54	5-3	0	50.1	53	36	31	23	31
RIORDAN, Jacob-SD	13	6.05	3-4	0	55.0	46	44	37	48	59
FOSHER, Peyton-NV	11	6.44	3-4	0	50.1	58	38	36	21	32
THOMPSON, Micky-SJ	11	6.52	2-4	0	58.0	68	49	42	23	42
Dylan Rogers-AF	12	6.90	4-4	0	45.2	57	37	35	12	40
CARDENAS, Xavier-SD	11	7.01	1-5	0	51.1	48	42	40	47	42

HITS

SALDIVAR, Eddie-FS	62
HOPFE, Tommy-FS	62
KRYSZCZUK-LV	62
PEPPI, Rocco-FS	61
2 tied with 58 hit(s)	

RUNS SCORED

Jay Thomason-AF	53
SALDIVAR, Eddie-FS	46
ASBY, W.-NM	45
CHARLES-LV	45
KRYSZCZUK-LV	44

RUNS BATTED IN

KRYSZCZUK-LV	59
PEPPI, Rocco-FS	49
HOLLAND, J.-NM	48
BALL, Michael-NV	48
ASBY, W.-NM	47

DOUBLES

NEWTON, Ben-FS	21
BALL, Michael-NV	19
KRYSZCZUK-LV	17
SPENRATH, R.-NM	16
PEPPI, Rocco-FS	16

TRIPLES

SPENRATH, R.-NM	4
HAMCHUK, Robert-SJ	4
HARDY, Theo-SJ	4
TURNER, Colby-SD	4
6 tied with 3 triple(s)	

HOME RUNS

Jay Thomason-AF	15
PEPPI, Rocco-FS	13
HOLDER, Taylor-NV	13
HOLLAND, J.-NM	13
KRYSZCZUK-LV	13

TOTAL BASES

KRYSZCZUK-LV	122
Jay Thomason-AF	117
PEPPI, Rocco-FS	116
SPENRATH, R.-NM	107
2 tied with 104 total base(s)	

STOLEN BASES

	sb-att
Chase Spencer-AF	21-26
Jay Thomason-AF	12-13
WOOD, T.-NM	12-15
Aerik Joe-AF	10-12
PIERCE, Jesse-NV	9-11

STRIKEOUTS

	ip	so
CATES-LV	72.0	93
DOKTORCZYK, Jason-NV	73.0	79
Seungmin Shim-AF	69.0	65
BEAL, Noah-FS	54.1	64
RIORDAN, Jacob-SD	55.0	59

NCAA RANKING SUMMARY (TEAM)

Statistic	National Conference Rank		Value	National Leader	Value	Conference Leader	
	Rank	Rank				Value	Value
Base on Balls (295 ranked)	35	1	233	South Carolina	299	New Mexico	233
Batting Average (295 ranked)	9	1	0.323	Austin Peay	0.353	New Mexico	0.323
Double Plays (295 ranked)	38	1	36	Michigan	49	New Mexico	36
Double Plays Per Game (295 ranked)	40	1	0.86	Michigan	1.11	New Mexico	0.86
Doubles (295 ranked)	15	3	101	Austin Peay	117	Nevada	111
Doubles Per Game (295 ranked)	13	3	2.40	Columbia	3.05	Nevada	2.71
Earned Run Average (295 ranked)	273	7	8.29	Arkansas	3.01	Fresno St.	5.13
Fielding Percentage (295 ranked)	200	5	0.966	DBU	0.984	Fresno St.	0.976
Hit Batters (295 ranked)	150	4	55	Saint Peter's	110	San Diego St.	104
Hit by Pitch (295 ranked)	151	4	55	UC Irvine	117	Fresno St.	81
Hits (295 ranked)	18	1	469	Austin Peay Virginia	548 548	New Mexico	469
Hits Allowed Per Nine Innings (295 ranked)	286	7	12.54	Arkansas	6.54	San Diego St.	9.41
Home Runs (295 ranked)	101	3	53	Austin Peay	122	Nevada	61
Home Runs Per Game (295 ranked)	99	3	1.26	Austin Peay	2.84	Nevada	1.49
On Base Percentage (295 ranked)	11	1	0.429	Wofford	0.451	New Mexico	0.429
Runs (295 ranked)	33	1	358	Austin Peay	456	New Mexico	358
Sacrifice Bunts (294 ranked)	125	3	17	Western Ky.	63	Air Force	22
Sacrifice Flies (295 ranked)	49	2	23	Nicholls	40	Nevada	24
Scoring (295 ranked)	30	1	8.5	Wofford	10.7	New Mexico	8.5
Shutouts (115 ranked)				Texas A&M	8	UNLV	3
Slugging Percentage (295 ranked)	29	1	0.520	Austin Peay	0.676	New Mexico	0.520
Stolen Bases (295 ranked)	221	2	33	VMI	152	Air Force	80
Stolen Bases Per Game (295 ranked)	221	2	0.79	VMI	3.23	Air Force	1.86
Strikeout-to-Walk Ratio (295 ranked)	184	5	1.64	Arizona	3.62	Fresno St.	3.16
Strikeouts Per Nine Innings (295 ranked)	182	4	8.0	Arkansas	12.2	San Diego St.	9.4
Triple Plays (1 ranked)				6 teams tied	1		
Triples (294 ranked)	42	3	13	Wofford	26	San Jose St.	17
Triples Per Game (294 ranked)	45	3	0.31	Wofford	0.63	San Jose St.	0.40
WHIP (295 ranked)	269	7	1.93	Arkansas	1.11	Fresno St.	1.38
WL Pct (295 ranked)	114	2	0.548	Texas A&M	0.864	Fresno St.	0.628
Walks Allowed Per Nine Innings (295 ranked)	155	5	4.86	Arizona	2.52	Fresno St.	2.92

MOUNTAIN WEST BY RPI (THROUGH 4/29)

Team	Conference	Adj. RPI	Adj. RPI Value	Prev Adj. RPI	RPI	Orig RPI Value	WL	Adj. Non-Conf RPI	Non-Conf Record	Conf. Record	Road WL	Quad 1	Quad 2	Quad 3	Quad 4	vs TOP 100	vs below 150	NC SOS	SOS
Air Force	Mountain West	119	0.51158	111	119	0.51158	19-24	88	8-14	11-10	7-16	3-9	0-3	5-8	11-4	3-11	15-9	12	85
Fresno St.	Mountain West	127	0.50834	126	127	0.50834	27-16	121	13-9	14-7	13-8	0-0	2-2	12-7	13-7	1-3	21-12	244	244
San Jose St.	Mountain West	155	0.49501	156	156	0.49501	18-24	225	5-13	13-11	8-16	0-4	1-1	7-10	10-9	0-4	10-13	68	95
Nevada	Mountain West	165	0.49171	175	165	0.49171	20-21	188	7-10	13-11	11-15	1-1	2-4	3-9	14-7	1-4	15-12	233	201
New Mexico	Mountain West	200	0.47544	202	200	0.47544	22-19	216	10-10	12-9	5-8	1-2	2-3	2-8	17-6	2-5	18-9	226	247
UNLV	Mountain West	218	0.46594	219	218	0.46594	23-20	189	13-6	10-14	8-11	0-0	1-1	4-10	18-9	0-1	17-11	300	271
San Diego St.	Mountain West	240	0.44993	240	240	0.44993	11-32	199	6-16	5-16	3-20	0-3	1-9	4-13	6-7	2-12	7-14	25	89

NCAA RANKING SUMMARY (INDIVIDUALS)

Statistic	Player	National Conference		Value	National Leader	Value	Conference Leader	
		Rank	Rank				Value	Value
Base on Balls (140 ranked)	Reed Spenrath	140	2	31	Travis Bazzana, Oregon St. Kole Myers, Troy	52 52	Sebastian Orduno, San Jose St.	38
Base on Balls Per Game (149 ranked)					Nick Kurtz, Wake Forest	1.27	Sebastian Orduno, San Jose St.	0.93
Batting Average (249 ranked)	Khalil Walker Jake Holland Reed Spenrath	14 110 240	1 3 8	0.412 0.370 0.348	Charlie Condon, Georgia	0.461	Khalil Walker, New Mexico	0.412
Complete Games (28 ranked)					Mason Martinez, Grambling	4	Jacob Riordan, San Diego St. Omar Serrano, San Diego St.	1 1
Doubles (111 ranked)	Reed Spenrath Will Asby Jake Holland	49 111 111	4 9 9	16 14 14	Michael Carpentier, California Baptist Carlos Martinez, UMass Lowell	22 22	Ben Newton, Fresno St.	21
Doubles Per Game (146 ranked)	Jake Holland Reed Spenrath	24 68	3 7	0.42 0.38	Carlos Martinez, UMass Lowell	0.54	Ben Newton, Fresno St.	0.49
Earned Run Average (199 ranked)					Wyatt Lunsford-Shenkman, East Carolina	1.00	Austin Cates, UNLV	2.75
Games Started (19 ranked)					Chase Hennessey, Utah Valley	20	9 players tied	11
Hit Batters (104 ranked)					Jacob Riordan, San Diego St.	21	Jacob Riordan, San Diego St.	21
Hit By Pitch Per Game (149 ranked)	Tye Wood	132	3	0.31	JT Landwehr, Mount St. Mary's	0.71	Rocco Peppi, Fresno St.	0.37
Hit by Pitch (128 ranked)	Tye Wood	128	3	12	JT Landwehr, Mount St. Mary's	30	Rocco Peppi, Fresno St.	16
Hits (122 ranked)					Joshua Kuroda-Grauer, Rutgers	78	Tommy Hopfe, Fresno St. Austin Kryszczuk, UNLV Eddie Saldivar, Fresno St.	62 62 62
Hits Allowed Per Nine Innings (150 ranked)					Hagen Smith, Arkansas	3.90	Jacob Riordan, San Diego St.	7.53
Hits Per Game (145 ranked)	Jake Holland	123	4	1.42	Joshua Kuroda-Grauer, Rutgers	1.81	Tommy Hopfe, Fresno St. Austin Kryszczuk, UNLV Eddie Saldivar, Fresno St.	1.44 1.44 1.44
Home Runs (141 ranked)	Jake Holland	107	2	13	Charlie Condon, Georgia	29	Jay Thomason, Air Force	15
Home Runs Per Game (148 ranked)	Jake Holland	38	1	0.39	Charlie Condon, Georgia	0.67	Jake Holland, New Mexico	0.39
On Base Percentage (150 ranked)	Khalil Walker	20	1	0.517	Corey Collins, Georgia	0.586	Khalil Walker, New Mexico	0.517
Pitching Appearances (132 ranked)					Ryan Mullan, LMU (CA)	28	Kyle Moats, Air Force Cade Van Allen, San Jose St.	19 19
Runs (122 ranked)	Will Asby	122	3	45	Lyle Miller-Green, Austin Peay	71	Jay Thomason, Air Force	53
Runs Batted In (149 ranked)	Jake Holland Will Asby	89 101	3 5	48 47	Brooks Bryan, Troy	74	Austin Kryszczuk, UNLV	59
Runs Batted In Per Game (150 ranked)	Jake Holland Will Asby	13 125	1 5	1.45 1.12	Brooks Bryan, Troy	1.68	Jake Holland, New Mexico	1.45
Runs Per Game (147 ranked)					Lyle Miller-Green, Austin Peay	1.65	Jay Thomason, Air Force	1.23
Sacrifice Bunts (141 ranked)	Khalil Walker	69	1	6	Garrison Weiss, Prairie View	14	Ben Newton, Fresno St. Khalil Walker, New Mexico	6 6
Sacrifice Bunts Per Game (147 ranked)	Khalil Walker	78	1	0.16	Garrison Weiss, Prairie View	0.33	Khalil Walker, New Mexico	0.16
Sacrifice Flies (112 ranked)	Jake Holland Will Asby	19 112	2 5	6 4	Matt King, UTSA	10	Triston Gray, Fresno St.	7
Saves (496 ranked)	Wil Bannister Brian McBroom Wyatt Hardy Justin Still Josh Barnhouse Jaren Jackson	167 167 496 496 496 496	3 3 10 10 10 10	3 3 1 1 1 1	Mason Burns, Western Ky. Ethan Bates, Louisiana Tech	14 14	Tommy Hopfe, Fresno St.	8
Slugging Percentage (250 ranked)	Jake Holland Reed Spenrath Will Asby	22 122 182	1 6 8	0.803 0.665 0.634	Charlie Condon, Georgia	1.090	Jake Holland, New Mexico	0.803
Stolen Bases (139 ranked)					Marshall Toole, Wofford	35	Chase Spencer, Air Force	21
Stolen Bases Per Game (150 ranked)					Jackson Strong, Canisius	0.94	Chase Spencer, Air Force	0.49
Strikeout-to-Walk Ratio (150 ranked)					Kyle Roche, Richmond	25.00	Austin Cates, UNLV	7.15
Strikeouts (143 ranked)					Chase Burns, Wake Forest	127	Austin Cates, UNLV	93
Strikeouts Per Nine Innings (150 ranked)					Hagen Smith, Arkansas	16.65	Austin Cates, UNLV	11.63
Total Bases (145 ranked)	Reed Spenrath Will Asby	105 135	4 5	107 104	Charlie Condon, Georgia	182	Austin Kryszczuk, UNLV	122
Toughest to Strike Out (150 ranked)	Will Asby	128	3	8.6	Camden Janik, Illinois	20.1	Rocco Peppi, Fresno St.	11.4
Triples (70 ranked)	Reed Spenrath	19	1	4	Ethan Conrad, Marist	12	4 players tied	4
Triples Per Game (144 ranked)	Reed Spenrath	51	2	0.10	Ethan Conrad, Marist	0.29	Robert Hamchuk, San Jose St.	0.10
Victories (113 ranked)					Matthew Matthijs, North Carolina	11	Austin Cates, UNLV	6
WHIP (149 ranked)					Evan Aschenbeck, Texas A&M	0.76	Jake Riding, Fresno St.	1.10
Walks Allowed Per Nine Innings (150 ranked)					Kyle Roche, Richmond	0.28	Austin Cates, UNLV	1.63

DOUBLE PLAYS IN ORDER

#	GM#	DATE	OPPONENT	PITCHER	SCORING	FIELDERS	INN	OUTS
1	1	Feb 16	vs Oregon State	BARNHOUSE	36 GDP	SPENRATH-WEISSENBORN	5	1
2	1	Feb 16	vs OregonState	STEINKAMP	643 GDP	WEISSENBORN-DIXON-SPENRATH	7	1
3	2	Feb 17	vs CSUB	LOPEZ	36 GDP	SPENRATH-WEISSENBORN	4	1
4	3	Feb 18	vs Minnesota	PURSER	643 GDP	WEISSENBORN-KINKADE-SPENRATH	2	0
5	3	Feb 18	vs Minnesota	STILL	363 GDP INT	SPENRATH-WEISSENBORN-SPENRATH	7	1
6	4	Feb 19	vs CSUB	BAKER-LIVINGS.	643 GDP	DIXON-KINKADE-OTT	4	1
7	5	Feb 22	S. Dakota St.	JACKSON	643 GDP	DIXON-KINKADE-SPENRATH	1	1
8	6	Feb 23	S. Dakota St.	LOPEZ	543 GDP	McALISTER-MANSY-SPENRATH	5	0
9	7	Feb 24	S. Dakota St.	BAKER-LIVINGS.	643 GDP	DIXON-KINKADE-SPENRATH	1	1
10	7	Feb 24	S. Dakota St.	BARNHOUSE	53 DP	McALISTER-SPENRATH	4	0
11	7	Feb 24	S. Dakota St.	PURSER	63 GDP	DIXON-SPENRATH	8	0
12	7	Feb 24	S. Dakota St.	STILL	463 GDP	KINKADE-DIXON-SPENRATH	9	0
13	10	Mar 02	Hofstra	BANNISTER	463 GDP	KINKADE-DIXON-SPENRATH	5	1
14	11	Mar 02	Hofstra	RUSSELL	63 GDP	DIXON-SPENRATH	3	1
15	13	Mar 05	TexasTech	CASTILLO	463 GDP	KINKADE-DIXON-SPENRATH	5	0
16	15	Mar 09	UNLV	RUSSELL	643 GDP	DIXON-KINKADE-SPENRATH	3	1
17	15	Mar 09	UNLV	BARNHOUSE	643 GDP	DIXON-MANSY-SPENRATH	9	1
18	17	Mar 12	at ArizonaState	PENGELLY	463 GDP	DIXON-WEISSENBORN-SPENRATH	3	0
19	17	Mar 12	at ArizonaState	STILL	463 GDP	DIXON-WEISSENBORN-SPENRATH	7	1
20	18	Mar 15	at Nevada	STILL	463 GDP	DIXON-WEISSENBORN-SPENRATH	4	0
21	20	Mar 17	at Nevada	BARNHOUSE	463 GDP	DIXON-WEISSENBORN-SPENRATH	7	1
22	21	Mar 19	New Mexico St.	RUSSELL	43 DP	DIXON-SPENRATH	4	1
23	21	Mar 19	New Mexico St.	STILL	643 DP	WEISSENBORN-DIXON-SPENRATH	6	1
24	22	Mar 22	San Jose State	LOPEZ, D.	643 GDP	WEISSENBORN-DIXON-SPENRATH	2	1
25	22	Mar 22	San Jose State	LOPEZ, D.	643 GDP	WEISSENBORN-DIXON-SPENRATH	4	1
26	22	Mar 22	San Jose State	STEINKAMP, A	643 GDP	WEISSENBORN-DIXON-SPENRATH	5	1
27	22	Mar 22	San Jose State	STEINKAMP, A	463 GDP	DIXON-WEISSENBORN-SPENRATH	6	1
28	24	Mar 23	San Jose State	CASTILLO, R.	463 GDP	KINKADE-DIXON-SPENRATH	7	1
29	25	Mar 28	at San Diego St.	JACKSON, J.	463 DP	McALISTER-DIXON-SPENRATH	6	0
30	27	Mar 29	at San Diego St.	CASTILLO, R.	463 GDP	McALISTER-DIXON-SPENRATH	1	0
31	31	Apr 9	at New Mexico St.	JACKSON, J.	36 DP	SPENRATH-DIXON	3	1
32	32	Apr 12	Fresno State	PENGELLY, D.	643 GDP	DIXON, D.-KINKADE, K.-SPENRATH, R.	3	1
33	32	Apr 12	Fresno State	STEINKAMP, A	643 GDP	DIXON, D.-KINKADE, K.-SPENRATH, R.	4	0
34	37	Apr 21	at Air Force	BANNISTER, W	463 DP	KINKADE, K.-DIXON, D.-SPENRATH, R.	7	1
35	39	Apr 23	at Texas Tech	STEINKAMP, A	643 GDP	WEISSENBORN-KINKADE, K.-SPENRATH, R.	5	0
36	41	Apr 27	San Diego State	RUSSELL, B.	543 GDP	MCALISTER, J-KINKADE, K.-SPENRATH, R.	4	1

STOLEN BASE ATTEMPTS IN ORDER

GM#	DATE	OPPONENT	RUNNER	BASE	RESULT	INN	OUTS	COUNT	SCORE	RATIO	FINAL
1	Feb 16	vs Oregon St.	WALKER, K.	2	CS	1	0	3-3	0-0	0-1	L, 6-15
4	Feb 19	vs CSUB	MCALISTER, J	2	SB	5	0	-	4-0	1-2	W, 6-2
4	Feb 19	vs CSUB	SMITH, K.	2	CS	6	2	1-0	6-0	1-3	W, 6-2
4	Feb 19	vs CSUB	MCALISTER, J	2	SB	7	1	-	6-0	2-4	W, 6-2
5	Feb 22	S. Dakota St.	WOOD, T.	2	SB	2	1	-	0-3	3-5	L, 5-11
6	Feb 23	S. Dakota St.	STEPHENS, S.	2	SB	7	1	-	8-9	4-6	W, 12-11
7	Feb 24	S. Dakota St.	MCALISTER, J	2	SB	6	1	-	3-6	5-7	W, 9-8
8	Feb 24	S. Dakota St.	STEPHENS, S.	2	SB	3	2	-	6-1	6-8	W, 13-2
8	Feb 24	S. Dakota St.	WOOD, T.	2	SB	5	0	-	7-2	7-9	W, 13-2
9	Mar 01	Hofstra	STEPHENS, S.	2	SB	5	0	-	2-3	8-10	L, 9-10
9	Mar 01	Hofstra	STEPHENS, S.	3	SB	5	0	-	2-3	9-11	L, 9-10
9	Mar 01	Hofstra	STEPHENS, S.	2	SB	8	0	-	6-10	10-12	L, 9-10
10	Mar 02	Hofstra	WOOD, T.	2	SB	8	2	-	12-14	11-13	L, 15-16
10	Mar 02	Hofstra	WALKER, K.	2	CS	9	2	1-0	14-14	11-14	L, 15-16
11	Mar 02	Hofstra	WOOD, T.	2	CS	4	0	-	4-6	11-15	W, 11-7
12	Mar 03	Hofstra	STEPHENS, S.	2	SB	2	2	-	2-0	12-16	W, 9-6
12	Mar 03	Hofstra	STEPHENS, S.	2	CS	7	1	-	9-5	12-17	W, 9-6
13	Mar 05	Texas Tech	WOOD, T.	2	SB	2	1	-	0-7	13-18	L, 8-11
13	Mar 05	Texas Tech	WOOD, T.	2	SB	3	1	-	4-7	14-19	L, 8-11
13	Mar 05	Texas Tech	STEPHENS, S.	2	SB	7	2	-	8-11	15-20	L, 8-11
13	Mar 05	Texas Tech	STEPHENS, S.	2	SB	9	2	-	8-11	16-21	L, 8-11
14	Mar 09	UNLV	SPENRATH, R.	2	SB	7	0	3-3	5-2	17-22	W, 7-6
15	Mar 09	UNLV	SMITH, K.	2	SB	1	1	-	5-3	18-23	W, 31-15
17	Mar 12	at Arizona St.	WOOD, T.	2	SB	4	1	-	2-3	19-24	W, 6-4
17	Mar 12	at Arizona St.	WALKER, K.	2	SB	5	2	-	3-3	20-25	W, 6-4
17	Mar 12	at Arizona St.	WOOD, T.	2	SB	8	1	-	6-3	21-26	W, 6-4
17	Mar 12	at Arizona St.	STEPHENS, S.	2	CS	9	1	-	6-4	21-27	W, 6-4
18	Mar 15	at Nevada	WOOD, T.	2	SB	2	0	-	0-0	22-28	L, 2-13
18	Mar 15	at Nevada	WOOD, T.	2	SB	4	0	-	1-5	23-29	L, 2-13
20	Mar 17	at Nevada	WOOD, T.	2	CS	5	0	-	8-7	23-30	W, 10-8
22	Mar 22	San Jose St.	SPENRATH, R.	2	SB	1	2	-	1-1	24-31	L, 13-16
24	Mar 23	San Jose St.	SPENRATH, R.	2	SB	2	2	-	6-3	25-32	W, 17-4
25	Mar 28	at San Diego St.	ASBY, W.	2	SB	4	2	-	0-0	26-33	W, 5-2
25	Mar 28	at San Diego St.	DIXON, D.	2	SB	6	1	-	5-0	27-34	W, 5-2
27	Mar 29	at San Diego St.	SPENRATH, R.	2	SB	4	1	3-3	0-6	28-35	L, 0-13
29	Apr 05	Sam Houston	WALKER, K.	2	CS	3	2	3-2	2-15	28-36	L 14-23
30	Apr 07	Sam Houston	STEPHENS, S.	2	CS	5	1	-	1-8	28-37	L 3-14
33	Apr 13	Fresno State	WOOD, T.	2	SB	3	0	-	5-4	29-38	L 19-23
34	Apr 14	Fresno State	WOOD, T.	2	SB	2	1	-	1-0	30-39	W 6-2
37	Apr 21	at Air Force	WOOD, T.	2	CS	2	1	-	0-0	30-40	W 6-5
38	Apr 21	at Air Force	ASBY, W.	2	CS	1	1	3-3	0-0	30-41	L 7-18
39	Apr 23	at Texas Tech	KINKADE, K.	2	SB	1	0	3-3	0-0	31-42	W 17-3
39	Apr 23	at Texas Tech	WOOD, T.	2	SB	2	0	-	0-1	32-43	W 17-3
39	Apr 23	at Texas Tech	WALKER, K.	2	SB	6	2	-	8-3	33-44	W 17-3

2024 NEW MEXICO PITCH MIXES AND VELO RANGES

#6 BRIAN MCBROOM (RHP)

2-SEAM FB 87-90
SL 77-79
CH 76-77

#13 BRETT RUSSELL (RHP)

FB 90-94
CB 80-83
SPLT 81-83

#17 CRISTIAN MOGEN (RHP)

FB 88-91
CB 74-76
CH 78-80

#19 JUSTIN STILL (LHP)

FB 88-90
SL 78-80
SPLT 74-76

#23 JAREN JACKSON (LHP)

FB 89-93
SL 78-80
CH 76-78

#27 DAVID LOPEZ (RHP)

FB 90-96
SL 82-84
CB 74-77
SPLT 84-87

#29 WYATT HARDY (RHP)

FB 89-92
SL 76-78
CUT 81-83
CB 72-74
CH 79-81

#31 DAYNE PENGELLY (RHP)

FB 92-95 (97)
SL 83-85
CH 85-87

#33 DAXTON PURSER (LHP)

FB 88-92
CB 74-76
SL 71-73

#34 JOSH BARNHOUSE (RHP)

FB 88-90
CB 73-75
SL 79-82
CH 79-81

#40 WIL BANNISTER (RHP)

FB 88-91
CUT 77-79
SL 73-75
CB 68-70

BY PITCH COUNT

Pitchers	vs	BF	NP	Avg	Balls	Strikes	%Strik	BB	K	H	Fly	Gnd	InPlay
BAKER-LIVING	all	25	99	4.0	33	66	66.7	1	8	6	4	4	14
BANNISTER, W	all	197	687	3.5	257	430	62.6	19	26	47	62	36	147
BARNHOUSE, J	all	163	627	3.8	227	400	63.8	16	33	48	37	26	112
CASTILLO, R.	all	87	307	3.5	119	188	61.2	4	20	31	9	18	60
HARDY, W.	all	52	205	3.9	76	129	62.9	4	12	21	6	9	36
JACKSON, J.	all	193	747	3.9	287	460	61.6	21	39	61	34	29	133
LEHMBECK, B.	all	13	50	3.8	19	31	62.0	1	2	6	2	2	10
LOPEZ, D.	all	229	809	3.5	316	493	60.9	18	31	68	44	60	177
MCBROOM, B.	all	80	285	3.6	111	174	61.1	8	11	20	21	15	59
MOGEN, C.	all	8	26	3.2	9	17	65.4	0	0	2	3	3	8
NEIL, A.	all	32	144	4.5	87	57	39.6	13	5	3	3	4	11
PENGELLY, D.	all	180	740	4.1	303	437	59.1	24	38	53	23	33	113
PURSER, D.	all	154	632	4.1	258	374	59.2	25	32	32	35	20	91
ROMERO, B.	all	3	12	4.0	9	3	25.0	2	0	0	1	0	1
RUSSELL, B.	all	165	596	3.6	208	388	65.1	10	32	38	37	40	122
STEINKAMP, A	all	147	516	3.5	179	337	65.3	12	17	46	28	36	114
STILL, J.	all	67	282	4.2	134	148	52.5	15	11	15	9	12	38

LOBO HOME RUN TRACKER

NO.	PLAYER	GM#	DATE	OPPONENT	ON BASE	INN	OUTS	COUNT	SCORE	FINAL
1.	Jake Holland (1)	1	Feb 16	vs Oregon State	0	8	1	0-0	1-15	L, 6-15
2.	Josh McAlister (1)	2	Feb 17	vs CSU Bakersfield	0*	2	0	0-0	0-0	W, 4-3
3.	Will Asby (1)	2	Feb 17	vs CSU Bakersfield	0	2	0	3-1	1-0	W, 4-3
4.	Will Asby (2)	2	Feb 17	vs CSU Bakersfield	0	4	2	1-1	2-1	W, 4-3
5.	Will Asby (3)	8	Feb 24	South Dakota State	1	1	1	2-1	0-0	W, 13-2
6.	Gene Trujillo (1)	8	Feb 24	South Dakota State	1	7	0	1-1	11-2	W, 13-2
7.	Will Asby (4)	9	Mar 01	Hofstra	1	8	1	0-1	6-10	L, 9-10
8.	Kyle Smith (1)	10	Mar 02	Hofstra	1	6	0	3-2	7-8	L, 15-16
9.	Ethan Ott (1)	11	Mar 02	Hofstra	1	3	1	1-1	2-6	W, 11-7
10.	Jake Holland (2)	11	Mar 02	Hofstra	1	5	1	0-0	5-7	W, 11-7
11.	Tye Wood (1)	11	Mar 02	Hofstra	0	5	1	3-1	7-7	W, 11-7
12.	Jake Holland (3)	11	Mar 02	Hofstra	2	6	2	1-0	8-7	W, 11-7
13.	Jake Holland (4)	12	Mar 03	Hofstra	1	2	0	1-2	0-0	W, 9-6
14.	Tye Wood (2)	12	Mar 03	Hofstra	3#	4	2	0-1	3-2	W, 9-6
15.	Ethan Ott (2)	14	Mar 09	UNLV	0	2	1	0-0	0-1	W, 7-6
16.	Will Asby (5)	15	Mar 09	UNLV	3#	3	1	0-0	16-7	W, 31-15
17.	Kyle Smith (2)	15	Mar 09	UNLV	2	6	2	1-0	22-15	W, 31-15
18.	Reed Spenrath (1)	16	Mar 10	UNLV	2	6	1	1-2	2-4	W, 6-5
19.	Reed Spenrath (2)	17	Mar 12	at Arizona State	1	4	1	2-1	0-3	W, 6-4
20.	Devon Dixon (1)	17	Mar 12	at Arizona State	2	6	1	2-0	3-3	W, 6-4
21.	Reed Spenrath (3)	20	Mar 17	at Nevada	2	1	1	1-0	0-0	W, 10-8
22.	Jake Holland (5)	20	Mar 17	at Nevada	1	7	0	0-1	8-7	W, 10-8
23.	Will Asby (6)	21	Mar 19	New Mexico State	3#	3	2	3-1	3-5	W, 14-4
24.	Devon Dixon (2)	21	Mar 19	New Mexico State	0	4	2	1-1	9-3	W, 14-4
25.	Reed Spenrath (4)	21	Mar 19	New Mexico State	0	6	1	2-0	9-4	W, 14-4
26.	Jake Holland (6)	22	Mar 22	San Jose State	2	2	2	2-0	3-3	L, 13-16
27.	Will Asby (7)	23	Mar 23	San Jose State	0*	5	0	0-0	2-2	W, 7-5
28.	Jake Holland (7)	23	Mar 23	San Jose State	0*	7	0	0-0	3-4	W, 7-5
29.	Gene Trujillo (2)	24	Mar 23	San Jose State	0*	2	0	1-0	1-3	W, 17-4
30.	Jake Holland (8)	24	Mar 23	San Jose State	2	2	2	0-0	3-3	W, 17-4
31.	Josh McAlister (2)	24	Mar 23	San Jose State	1	5	2	1-2	12-4	W, 17-4
32.	Jake Holland (9)	24	Mar 23	San Jose State	2	6	1	0-0	14-4	W, 17-4
33.	Jake Holland (10)	26	Mar 29	at San Diego State	2	8	1	0-0	0-5	L, 6-8
34.	Reed Spenrath (5)	26	Mar 29	at San Diego State	0	8	1	0-0	3-5	L, 6-8
35.	Gene Trujillo (3)	29	April 5	Sam Houston	1	2	0	0-0	0-13	L, 14-23
36.	Josh McAlister (3)	29	April 5	Sam Houston	0	4	1	2-1	5-15	L, 14-23
37.	Reed Spenrath (6)	29	April 5	Sam Houston	1	6	1	2-1	11-21	L, 14-23
38.	Jake Holland (11)	33	Apr 13	Fresno State	1	6	0	3-2	9-6	L 19-23
39.	Jake Holland (12)	33	Apr 13	Fresno State	2	9	0	0-0	12-23	L 19-23
40.	Jake Holland (13)	34	Apr 14	Fresno State	0	1	2	2-0	0-0	W 6-2
41.	Reed Spenrath (7)	34	Apr 14	Fresno State	0	6	1	2-1	1-1	W 6-2
42.	Reed Spenrath (8)	36	April 19	at Air Force	0*	2	0	1-1	0-2	L 3-12
43.	Will Asby (8)	37	April 21	at Air Force	2	5	1	0-0	1-2	W 6-5
44.	Reed Spenrath (9)	38	April 21	at Air Force	0*	2	0	0-0	0-2	L 7-18
45.	Will Asby (9)	39	Apr 23	at Texas Tech	0	7	0	2-0	8-3	W 17-3
46.	C. Weissenborn(1)	39	Apr 23	at Texas Tech	0	8	1	2-2	9-3	W 17-3
47.	Khalil Walker (1)	39	Apr 23	at Texas Tech	0	8	1	1-2	10-3	W 17-3
48.	Will Asby (10)	39	Apr 23	at Texas Tech	3#	9	2	0-1	13-3	W 17-3
49.	MCALISTER, J	41	Apr 27	San Diego State	0	5	1	0-0	6-0	W 19-5
50.	TRUJILLO, G.	41	Apr 27	San Diego State	2	8	1	0-1	16-0	W 19-5
51.	MCALISTER, J	42	Apr 28	San Diego State	0	6	1	3-2	1-7	W 9-7
52.	WALKER, K.	42	Apr 28	San Diego State	0	6	2	2-1	2-7	W 9-7
53.	DIXON, D.	42	Apr 28	San Diego State	3#	9	1	1-0	5-7	W 9-7

* - Leadoff Home Run

- Grand Slam

MISCELLANEOUS HITTING

Multiple Hit Games	2	3	4	5+	Total
30 SPENRATH, Reed	15	2	2	-	19
15 WALKER, Khalil	12	1	1	1	15
12 ASBY, Will	5	7	3	-	15
18 HOLLAND, Jake	6	4	1	1	12
8 KINKADE, Konner	8	3	-	-	11
4 WOOD, Tye	6	3	-	-	9
24 SMITH, Kyle	6	-	1	1	8
11 STEPHENS, Sean	5	2	-	-	7
9 MCALISTER, Josh	5	2	-	-	7
14 CARRIS, Akili	5	1	-	-	6
3 DIXON, Devon	4	2	-	-	6
2 WEISSENBORN, Chase	2	3	-	-	5
47 OTT, Ethan	4	1	-	-	5
43 TRUJILLO, Gene	2	1	-	-	3
26 MANSY, Luke	-	1	-	-	1
TEAM	85	33	8	3	129

Multiple RBI Games	2	3	4	5+	Total
18 HOLLAND, Jake	5	2	-	4	11
12 ASBY, Will	4	1	3	2	10
30 SPENRATH, Reed	5	4	-	1	10
4 WOOD, Tye	6	1	1	-	8
8 KINKADE, Konner	4	2	1	-	7
11 STEPHENS, Sean	6	-	-	-	6
3 DIXON, Devon	3	-	2	-	5
43 TRUJILLO, Gene	2	2	-	-	4
2 WEISSENBORN, Chase	-	2	2	-	4
14 CARRIS, Akili	2	2	-	-	4
9 MCALISTER, Josh	1	2	1	-	4
24 SMITH, Kyle	1	-	-	2	3
47 OTT, Ethan	2	1	-	-	3
15 WALKER, Khalil	1	1	-	-	2
26 MANSY, Luke	1	-	-	-	1
TEAM	43	20	10	9	82

Hitting Streaks	Longest	Current
15 WALKER, Khalil	13	13
30 SPENRATH, Reed	10	2
18 HOLLAND, Jake	10	2
47 OTT, Ethan	9	1
11 STEPHENS, Sean	7	1
8 KINKADE, Konner	6	-
3 DIXON, Devon	6	1
4 WOOD, Tye	6	6
12 ASBY, Will	6	6
14 CARRIS, Akili	6	-
43 TRUJILLO, Gene	5	2
9 MCALISTER, Josh	4	2
2 WEISSENBORN, Chase	3	-
26 MANSY, Luke	3	-
24 SMITH, Kyle	3	-
10 MUNGUIA, Austin	1	-

Reached Base Streaks	Longest	Current
30 SPENRATH, Reed	24	24
9 MCALISTER, Josh	14	4
15 WALKER, Khalil	13	13
4 WOOD, Tye	13	6
18 HOLLAND, Jake	13	13
11 STEPHENS, Sean	12	2
3 DIXON, Devon	11	4
12 ASBY, Will	10	6
47 OTT, Ethan	10	5
2 WEISSENBORN, Chase	10	-
8 KINKADE, Konner	9	5
24 SMITH, Kyle	7	-
14 CARRIS, Akili	7	1
43 TRUJILLO, Gene	5	2
26 MANSY, Luke	5	-
10 MUNGUIA, Austin	1	-

LAST WEEK'S STATS (AT TEXAS TECH, VS. SDSU 4/23-28)

Record: 4-0 Home: 3-0 Away: 1-0 MW: 3-0

Player	avg	gp-gs	ab	r	h	2b	3b	hr	rbi	tb	slg%	bb	hp	so	gdp	ob%	sf	sh	sb-att	po	a	e	fld%	
15 WALKER, Khalil	.600	4-4	15	6	9	3	0	2	3	18	1.200	4	0	1	0	.684	0	0	1-1	11	1	0	1.000	
12 ASBY, Will	.526	4-4	19	5	10	1	1	2	8	19	1.000	2	0	2	0	.545	1	0	0-0	12	0	0	1.000	
30 SPENRATH, Reed	.444	4-4	18	7	8	2	0	0	4	10	.556	3	0	5	0	.524	0	0	0-0	28	0	0	1.000	
2 WEISSENBORN, Chase	.417	4-4	12	3	5	0	0	1	8	8	.667	2	2	4	0	.563	0	0	0-0	2	9	0	1.000	
24 SMITH, Kyle	.333	4-4	12	7	4	0	0	0	1	4	.333	4	1	1	0	.529	0	0	0-0	8	0	0	1.000	
9 MCALISTER, Josh	.313	4-4	16	4	5	0	0	2	4	11	.688	4	0	7	1	.429	1	0	0-0	0	6	1	.857	
4 WOOD, Tye	.313	4-4	16	3	5	0	1	0	6	7	.438	3	0	4	0	.381	2	0	1-1	9	0	0	1.000	
8 KINKADE, Konner	.278	4-4	18	4	5	1	0	0	3	6	.333	2	1	0	0	.364	1	0	1-1	8	12	0	1.000	
18 HOLLAND, Jake	.235	4-4	17	5	4	1	0	0	2	5	.294	2	1	4	2	.333	1	0	0-0	24	2	0	1.000	

11 STEPHENS, Sean	1.000	4-0	1	3	1	1	0	0	2	2	2.000	1	0	0	0	1.000	0	0	0-0	2	0	0	1.000	
47 OTT, Ethan	1.000	2-0	1	1	1	0	0	0	0	1	1.000	1	0	0	0	1.000	0	0	0-0	0	0	0	.000	
43 TRUJILLO, Gene	.500	3-0	4	1	2	1	0	1	3	6	1.500	2	0	2	0	.667	0	0	0-0	0	0	0	.000	
3 DIXON, Devon	.500	4-0	2	3	1	0	0	1	4	4	2.000	1	0	0	0	.667	0	0	0-0	2	1	0	1.000	
10 MUNGUIA, Austin	.000	1-0	1	0	0	0	0	0	0	0	.000	0	0	1	0	.000	0	0	0-0	2	0	1	.667	
14 CARRIS, Akili	.000	1-0	0	1	0	0	0	0	0	0	.000	1	0	0	0	1.000	0	0	0-0	0	0	0	.000	
Totals	.395	4	152	53	60	10	2	9	48	101	.664	32	5	31	3	.497	6	0	3-3	108	33	2	.986	
Opponents	.254	4	138	19	35	7	2	4	16	58	.420	18	2	34	2	.344	2	0	2-3	100	28	6	.955	

LOB - Team (42), Opp (33). DPs turned - Team (2), Opp (3). IBB - Team (1), MCALISTER, J 1.

(this week Sorted by Earned run avg)

Player	era	w-l	app	gs	cg	sho	sv	ip	h	r	er	bb	so	2b	3b	hr	b/avg	wp	hp	bk	sfa	sha		
13 RUSSELL, Brett	0.00	1-0	1	1	0	0/0	0	7.0	3	0	0	1	7	0	1	0	.130	0	0	0	0	0		
40 BANNISTER, Wil	0.00	1-0	3	0	0	0/0	0	4.0	1	0	0	1	3	0	0	0	.077	1	0	0	0	0		
23 JACKSON, Jaren	3.38	1-0	3	0	0	0/0	0	5.1	5	2	2	2	5	0	1	0	.238	1	0	0	0	0		
35 STEINKAMP, Arthur	4.15	1-0	3	0	0	0/0	0	4.1	7	2	2	3	1	1	0	0	.389	0	0	0	0	0		
31 PENGELLY, Dayne	6.00	0-0	1	1	0	0/0	0	6.0	6	4	4	4	9	2	0	2	.261	1	0	0	0	0		
34 BARNHOUSE, Josh	6.75	0-0	2	2	0	0/0	0	6.2	10	5	5	2	7	3	0	2	.345	0	0	0	1	0		

6 MCBROOM, Brian	5.40	0-0	2	0	0	0/0	0	1.2	2	1	1	1	0	1	0	0	.333	0	1	0	1	0		
48 NEIL, Andrew	18.00	0-0	1	0	0	0/0	0	1.0	1	5	2	4	2	0	0	0	.200	0	1	0	0	0		
Totals	4.00	4-0	4	4	0	0/0	0	36.0	35	19	16	18	34	7	2	4	.254	3	2	0	2	0		
Opponents	12.96	0-4	4	4	0	0/0	0	33.1	60	53	48	32	31	10	2	9	.395	5	5	0	6	0		

SBA/ATT - HOLLAND, J. (2-3), PENGELLY, D. (0-1), BANNISTER, W (1-1), BARNHOUSE, J (1-1).

EIGHT-GAME LOSING STREAK (3/29 - 4/13)

Record: 0-8 Home: 0-4 Away: 0-4 MW: 0-4

Player	avg	gp-gs	ab	r	h	2b	3b	hr	rbi	tb	slg%	bb	hp	so	gdp	ob%	sf	sh	sb-att	po	a	e	fld%	
15 WALKER, Khalil	.478	7-5	23	3	11	2	0	0	2	13	.565	2	1	2	0	.538	0	0	0-1	8	1	1	.900	
30 SPENRATH, Reed	.444	8-8	27	8	12	5	1	2	7	25	.926	5	1	9	0	.545	0	0	1-1	70	5	1	.987	
18 HOLLAND, Jake	.423	7-7	26	7	11	2	1	3	14	24	.923	2	0	4	0	.448	1	0	0-0	43	4	0	1.000	
8 KINKADE, Konner	.370	7-6	27	5	10	3	0	0	6	13	.481	2	1	2	2	.433	0	1	0-0	10	15	0	1.000	
43 TRUJILLO, Gene	.316	8-4	19	3	6	1	0	1	4	10	.526	0	1	6	0	.350	0	0	0-0	0	0	0	.000	
12 ASBY, Will	.241	8-8	29	8	7	2	0	0	2	9	.310	5	1	7	0	.361	1	1	0-0	14	0	2	.875	
14 CARRIS, Akili	.238	6-6	21	4	5	1	0	0	2	6	.286	1	0	6	0	.273	0	0	0-0	3	7	1	.909	
4 WOOD, Tye	.200	7-7	25	5	5	0	0	0	4	5	.200	3	2	7	2	.333	0	0	1-1	5	0	1	.833	
9 MCALISTER, Josh	.190	6-5	21	1	4	0	0	1	3	7	.333	1	0	11	0	.227	0	0	0-0	4	12	5	.762	
3 DIXON, Devon	.125	8-8	24	4	3	1	1	0	2	6	.250	5	0	6	2	.276	0	0	0-0	9	26	2	.946	

47 OTT, Ethan	.273	6-3	11	0	3	0	0	0	2	3	.273	1	0	3	0	.333	0	0	0-0	2	0	0	1.000	
24 SMITH, Kyle	.250	5-2	12	2	3	1	0	0	0	4	.333	0	2	2	0	.357	0	0	0-0	13	2	1	.938	
11 STEPHENS, Sean	.083	5-3	12	0	1	0	0	0	0	1	.083	0	1	4	0	.154	0	0	0-1	14	1	1	.938	
26 MANSY, Luke	.000	2-0	2	0	0	0	0	0	0	0	.000	1	0	0	0	.333	0	0	0-0	1	0	0	1.000	
10 MUNGUIA, Austin	.000	2-0	1	0	0	0	0	0	0	0	.000	0	0	1	0	.000	0	0	0-0	0	0	0	.000	
48 NEIL, Andrew	.000	1-0	0	0	0	0	0	0	0	0	.000	0	0	0	0	.000	0	0	0-0	0	0	0	.000	
Totals	.289	8	280	50	81	18	3	7	48	126	.450	28	10	70	6	.372	2	2	2-4	198	78	16	.945	
Opponents	.401	8	322	110	129	28	9	15	100	220	.683	45	10	57	3	.483	4	1	15-16	210	65	6	.979	

LOB - Team (62), Opp (74). DPs turned - Team (4), Opp (7).

(8 GAME SKID Sorted by Earned run avg)

Player	era	w-l	app	gs	cg	sho	sv	ip	h	r	er	bb	so	2b	3b	hr	b/avg	wp	hp	bk	sfa	sha		
40 BANNISTER, Wil	0.00	0-0	5	0	0	0/0	0	8.2	3	1	0	3	6	0	0	0	.103	0	0	0	0	0		
13 RUSSELL, Brett	6.30	0-0	5	1	0	0/0	0	10.0	13	7	7	1	8	3	0	3	.310	0	1	0	0	0		
27 LOPEZ, David	9.00	0-0	2	0	0	0/0	0	8.0	14	9	8	5	5	4	1	1	.368	1	0	0	0	1		

6 MCBROOM, Brian	10.38	0-0	6	0	0	0/0	0	4.1	6	5	5	3	3	1	1	1	.316	0	1	0	0	0		
33 PURSER, Daxton	12.86	0-2	2	2	0	0/0	0	7.0	14	12	10	7	16	3	1	1	.389	1	3	0	0	0		
48 NEIL, Andrew	13.50	0-0	1	0	0	0/0	0	0.2	0	1	1	4	0	0	0	0	.000	1	0	0	0	0		
35 STEINKAMP, Arthur	14.40	0-0	4	0	0	0/0	0	5.0	12	9	8	1	2	2	2	2	.444	1	1	0	1	0		
23 JACKSON, Jaren	15.19	0-1	4	0	0	0/0	0	5.1	10	10	9	6	6	1	0	0	.417	1	1	0	1	0		
34 BARNHOUSE, Josh	17.18	0-1	3	1	0	0/0	0	3.2	7	7	7	4	1	0	1	1	.412	0	0	0	1	0		
38 LEHMBECK, Blake	18.00	0-0	1	0	0	0/0	0	1.0	3	2	2	1	0	0	1	0	.500	2	0	0	0	0		
31 PENGELLY, Dayne	21.21	0-2	2	2	0	0/0	0	4.2	19	18	11	2	3	6	1	4	.576	3	1	0	0	0		
19 STILL, Justin	27.00	0-0	3	0	0	0/0	0	2.0	5	6	6	4	0	1	1	0	.556	1	0	0	1	0		
39 CASTILLO, Ryan	28.93	0-2	3	2	0	0/0	0	4.2	19	16	15	1	5	6	0	1	.576	1	2	0	0	0		
41 ROMERO, Blane	54.00	0-0	1	0	0	0/0	0	0.1	0	2	2	2	0	0	0	0	.000	0	0	0	0	0		
29 HARDY, Wyatt	67.50	0-0	2	0	0	0/0	0	0.2	4	5	5	1	2	1	0	1	.667	0	0	0	0	0		
Totals	12.95	0-8	8	8	0	0/0	0	66.0	129	110	95	45	57	28	9	15	.401	12	10	0	4	1		
Opponents	6.30	8-0	8	8	1	1/0	3	70.0	81	50	49	28	70	18	3	7	.289	8	10	1	2	2		

PB - Team (1), HOLLAND, J. 1, Opp (1). Pickoffs - Team (1), BANNISTER, W 1. SBA/ATT - HOLLAND, J. (8-8), SMITH, K. (7-7), PURSER, D. (4-4), JACKSON, J. (2-2), RUSSELL, B. (2-2), PENGELLY, D. (2-2), CASTILLO, R. (2-2), MCBROOM, B. (1-1), NEIL, A. (1-1), BARNHOUSE, J (1-1), BANNISTER, W (0-1).

SINCE SNAPPING THE LOSING STREAK (4/14 - PRESENT)

Record: 7-2 Home: 5-0 Away: 2-2 MW: 5-2

Player	avg	gp-gs	ab	r	h	2b	3b	hr	rbi	tb	slg%	bb	hp	so	gdp	ob%	sf	sh	sb-att	po	a	e	fld%	
15 WALKER, Khalil	.538	9-9	26	9	14	4	0	2	3	24	.923	7	1	3	0	.647	0	3	1-1	25	1	0	1.000	
12 ASBY, Will	.447	9-9	38	8	17	2	1	3	14	30	.789	3	1	2	0	.477	2	0	0-1	23	0	0	1.000	
4 WOOD, Tye	.353	9-9	34	4	12	2	2	0	8	18	.529	3	1	7	0	.390	3	0	2-3	17	0	0	1.000	
30 SPENRATH, Reed	.351	9-9	37	11	13	4	0	3	9	26	.703	5	0	11	0	.429	0	0	0-0	74	2	0	1.000	
3 DIXON, Devon	.300	9-5	20	6	6	1	0	1	5	10	.500	3	0	3	1	.391	0	0	0-0	9	16	3	.893	
18 HOLLAND, Jake	.294	8-8	34	9	10	1	0	1	4	14	.412	3	1	7	2	.359	1	0	0-0	44	7	0	1.000	
9 MCALISTER, Josh	.278	5-4	18	4	5	0	0	2	4	11	.611	4	0	7	1	.391	1	0	0-0	0	6	1	.857	
8 KINKADE, Konner	.257	9-9	35	7	9	1	0	0	5	10	.286	3	2	0	0	.341	1	3	1-1	17	22	0	1.000	
24 SMITH, Kyle	.240	8-8	25	8	6	0	0	0	3	6	.240	5	2	1	1	.394	1	0	0-0	15	0	0	1.000	

11 STEPHENS, Sean	1.000	6-0	1	3	1	1	0	0	2	2	2.000	1	0	0	0	1.000	0	0	0-0	2	0	0	1.000	
2 WEISSENBORN, Chase	.417	4-4	12	3	5	0	0	1	8	8	.667	2	2	4	0	.563	0	0	0-0	2	9	0	1.000	
47 OTT, Ethan	.333	3-1	3	2	1	0	0	0	0	1	.333	1	1	0	0	.600	0	0	0-0	0	0	0	.000	
14 CARRIS, Akili	.313	6-5	16	3	5	0	0	0	2	5	.313	1	0	3	0	.353	0	0	0-0	0	11	1	.917	
43 TRUJILLO, Gene	.250	5-1	8	1	2	1	0	1	3	6	.750	3	0	5	0	.455	0	0	0-0	0	0	0	.000	
10 MUNGUIA, Austin	.000	1-0	1	0	0	0	0	0	0	0	.000	0	0	1	0	.000	0	0	0-0	2	0	1	.667	
Totals	.344	9	308	78	106	17	3	14	70	171	.555	44	11	54	5	.433	9	6	4-6	232	80	7	.978	
Opponents	.250	9	300	57	75	16	3	12	49	133	.443	40	8	66	2	.350	3	2	13-14	223	84	9	.972	

LOB - Team (77), Opp (64). DPs turned - Team (3), Opp (7). IBB - Team (1), MCALISTER, J 1.

(SINCE SNAPPING SKID 430 Sorted by Earned run avg)

Player	era	w-l	app	gs	cg	sho	sv	ip	h	r	er	bb	so	2b	3b	hr	b/avg	wp	hp	bk	sfa	sha		
13 RUSSELL, Brett	1.38	2-0	2	2	0	0/0	0	13.0	7	2	2	3	10	0	1	1	.152	1	3	0	0	0		
40 BANNISTER, Wil	2.70	1-0	6	0	0	0/0	3	10.0	3	3	3	5	6	0	0	2	.094	1	1	0	0	0		
34 BARNHOUSE, Josh	4.63	1-0	4	3	0	0/0	0	11.2	14	6	6	2	11	4	0	2	.304	1	1	0	1	2		
31 PENGELLY, Dayne	5.40	0-1	2	2	0	0/0	0	10.0	9	8	6	9	13	3	0	2	.231	1	0	0	0	0		
27 LOPEZ, David	9.90	1-1	2	2	0	0/0	0	10.0	13	12	11	2	7	2	0	4	.302	1	1	0	0	0		

35 STEINKAMP, Arthur	5.62	1-0	5	0	0	0/0	0	8.0	10	6	5	5	6	3	0	0	.313	0	0	0	0	0		
23 JACKSON, Jaren	8.59	1-0	6	0	0	0/0	0	7.1	11	7	7	5	8	1	1	0	.333	2	0	0	0	0		
6 MCBROOM, Brian	9.00	0-0	4	0	0	0/0	0	3.0	2	3	3	3	0	1	0	0	.200	0	1	0	1	0		
48 NEIL, Andrew	13.50	0-0	2	0	0	0/0	0	2.0	2	6	3	4	3	0	1	0	.250	0	1	0	1	0		
29 HARDY, Wyatt	13.50	0-0	1	0	0	0/0	0	1.1	2	2	2	0	1	1	0	1	.333	0	0	0	0	0		
19 STILL, Justin	18.00	0-0	2	0	0	0/0	0	1.0	2	2	2	2	1	1	0	0	.400	0	0	0	0	0		
Totals	5.82	7-2	9	9	0	0/0	3	77.1	75	57	50	40	66	16	3	12	.250	7	8	0	3	2		
Opponents	8.60	2-7	9	9	0	0/0	0	74.1	106	78	71	44	54	17	3	14	.344	8	11	1	9	6		

SBA/ATT - HOLLAND, J. (13-14), PENGELLY, D. (3-4), RUSSELL, B. (4-4), BARNHOUSE, J (3-3), JACKSON, J. (2-2), BANNISTER, W (1-1).

2024 SEASON / CAREER STATS COMPARISON

Player	SEASON													CAREER												
	Avg	G-GS	AB	R	H	2B	3B	HR	RBI	BB	Hbp	SO	Sb-Att	Avg	G-GS	AB	R	H	2B	3B	HR	RBI	BB	Hbp	SO	Sb-Att
15 WALKER, Khalil	.412	38-31	119	35	49	9	0	2	15	25	2	17	2-5	.412	38-31	119	35	49	9	0	2	15	25	2	17	2-5
18 HOLLAND, Jake	.370	33-32	127	36	47	14	1	13	48	11	3	26	0-0	.350	74-66	277	65	97	21	2	25	87	19	4	58	0-0
30 SPENRATH, Reed	.348	42-41	161	42	56	16	4	9	35	31	2	46	4-4	.333	92-91	351	96	117	27	8	28	100	65	3	116	7-7
12 ASBY, Will	.341	42-40	164	45	56	14	2	10	47	23	6	19	1-2	.341	42-40	164	45	56	14	2	10	47	23	6	19	1-2
8 KINKADE, Konner	.327	35-27	110	24	36	6	0	0	26	13	7	15	1-1	.307	70-37	166	37	51	10	0	2	38	28	8	23	1-1
4 WOOD, Tye	.309	39-37	123	33	38	6	2	2	26	28	12	29	12-15	.309	39-37	123	33	38	6	2	2	26	28	12	29	12-15
24 SMITH, Kyle	.303	28-22	89	26	27	8	0	2	19	13	8	14	1-2	.288	88-52	222	53	64	14	5	10	50	35	18	42	3-4
9 MCALISTER, Josh	.284	25-22	88	18	25	3	1	5	17	12	1	28	3-3	.284	25-22	88	18	25	3	1	5	17	12	1	28	3-3
3 DIXON, Devon	.240	41-37	129	29	31	7	1	3	23	23	2	29	1-1	.259	90-82	293	67	76	17	1	9	50	39	4	58	3-4
43 TRUJILLO, Gene	.361	19-7	36	11	13	3	0	4	12	6	1	13	0-0	.361	19-7	36	11	13	3	0	4	12	6	1	13	0-0
47 OTT, Ethan	.328	21-16	58	12	19	4	0	2	15	11	4	19	0-0	.328	21-16	58	12	19	4	0	2	15	11	4	19	0-0
2 WEISSENBORN, Chase	.309	17-17	55	5	17	3	0	1	15	6	2	16	0-0	.277	141-134	465	85	129	26	4	2	68	50	11	111	7-10
11 STEPHENS, Sean	.305	33-21	82	14	25	2	2	0	13	13	5	15	8-13	.304	107-56	257	56	78	11	3	4	35	30	8	56	18-26
14 CARRIS, Akili	.299	23-21	77	18	23	5	0	0	18	6	0	18	0-0	.286	31-21	84	20	24	5	0	0	18	6	1	20	0-0
10 MUNGUIA, Austin	.250	6-0	4	0	1	0	0	0	0	0	0	2	0-0	.250	6-0	4	0	1	0	0	0	0	0	0	2	0-0
26 MANSY, Luke	.194	14-7	31	8	6	1	0	0	3	12	0	5	0-0	.194	14-7	31	8	6	1	0	0	3	12	0	5	0-0
48 NEIL, Andrew	.000	3-0	0	2	0	0	0	0	0	0	0	0	0-0	.000	3-0	0	2	0	0	0	0	0	0	0	0	0-0
Totals	.323	42-42	1453	358	469	101	13	53	332	233	55	311	33-46													
Opponents	.328	42-42	1517	366	498	116	21	58	334	193	55	317	57-66													

(All games Sorted by Earned run avg)

Player	SEASON													CAREER												
	ERA	W-L	App	GS	CG	Sho	Sv	IP	H	R	ER	BB	SO	ERA	W-L	App	GS	CG	Sho	Sv	IP	H	R	ER	BB	SO
40 BANNISTER, Wil	5.10	2-0	17	5	0	0	3	42.1	47	26	24	19	26	6.46	3-3	33	6	0	0	4	61.1	78	47	44	27	37
27 LOPEZ, David	8.49	3-2	10	8	0	0	0	46.2	68	49	44	18	31	8.49	3-2	10	8	0	0	0	46.2	68	49	44	18	31
17 MOGEN, Cristian	0.00	1-0	1	0	0	0	0	2.0	2	0	0	0	0	0.00	1-0	1	0	0	0	0	2.0	2	0	0	0	0
22 BAKER-LIVINGSTON,B	3.00	0-0	2	2	0	0	0	6.0	6	2	2	1	8	8.89	2-5	24	8	0	0	0	52.2	87	53	52	22	36
19 STILL, Justin	6.23	1-0	13	0	0	0	1	13.0	15	11	9	15	11	7.97	2-5	43	5	0	0	1	64.1	85	65	57	49	64
33 PURSER, Daxton	6.39	0-2	9	6	0	0	0	31.0	32	25	22	25	32	6.39	0-2	9	6	0	0	0	31.0	32	25	22	25	32
13 RUSSELL, Brett	6.39	4-0	12	4	0	0	0	38.0	38	29	27	10	32	8.33	5-7	32	18	0	0	0	102.2	161	110	95	43	85
31 PENGELLY, Dayne	8.27	3-4	9	7	0	0	0	32.2	54	39	30	24	38	8.27	3-4	9	7	0	0	0	32.2	54	39	30	24	38
35 STEINKAMP, Arthur	8.38	2-1	17	0	0	0	0	29.0	46	31	27	12	17	7.04	3-2	49	0	0	0	0	70.1	98	69	55	20	41
34 BARNHOUSE, Josh	8.64	2-2	16	4	0	0	1	33.1	48	34	32	16	33	8.64	2-2	16	4	0	0	1	33.1	48	34	32	16	33
6 MCBROOM, Brian	9.19	1-0	17	0	0	0	3	15.2	20	16	16	8	11	6.42	7-4	59	0	0	0	9	95.1	119	78	68	29	78
23 JACKSON, Jaren	10.44	3-5	17	2	0	0	1	35.1	61	43	41	21	39	8.77	6-7	29	10	0	0	2	80.0	122	81	78	33	71
39 CASTILLO, Ryan	12.18	1-2	7	2	0	0	0	17.0	31	25	23	4	20	12.18	1-2	7	2	0	0	0	17.0	31	25	23	4	20
38 LEHMBECK, Blake	13.50	0-0	2	0	0	0	0	2.0	6	3	3	1	2	13.50	0-0	2	0	0	0	0	2.0	6	3	3	1	2
48 NEIL, Andrew	18.00	0-0	5	1	0	0	0	4.0	3	11	8	13	5	18.00	0-0	5	1	0	0	0	4.0	3	11	8	13	5
29 HARDY, Wyatt	20.00	0-1	8	1	0	0	1	9.0	21	20	20	4	12	20.00	0-1	8	1	0	0	1	9.0	21	20	20	4	12
41 ROMERO, Blane	54.00	0-0	1	0	0	0	0	0.1	0	2	2	2	0	54.00	0-0	1	0	0	0	0	0.1	0	2	2	2	0
Totals	8.29	23-19	42	42	0	0	10	357.1	498	366	329	193	317													
Opponents	8.14	19-23	42	42	1	1	6	350.1	469	358	317	233	311													

2024 SEASON / CAREER FIELDING COMPARISON

Player	SEASON											CAREER										
	CH	PO	A	E	Fld%	SBA	CSB	SBA%	PB	CI	Ch	PO	A	E	Fld%	SBA	CSB	SBA%	PB	CI		
26 MANSY, Luke	19	8	11	0	1.000	0	0	---	0	0	19	8	11	0	1.000	0	0	---	0	0		
27 LOPEZ, David	13	2	11	0	1.000	7	0	1.000	0	0	13	2	11	0	1.000	7	0	1.000	0	0		
47 OTT, Ethan	9	9	0	0	1.000	0	0	---	0	0	9	9	0	0	1.000	0	0	---	0	0		
23 JACKSON, Jaren	3	0	3	0	1.000	6	1	.857	0	0	7	0	7	0	1.000	14	1	.933	0	0		
39 CASTILLO, Ryan	3	0	3	0	1.000	3	1	.750	0	0	3	0	3	0	1.000	3	1	.750	0	0		
31 PENGELLY, Dayne	2	0	2	0	1.000	8	1	.889	0	0	2	0	2	0	1.000	8	1	.889	0	0		
48 NEIL, Andrew	1	1	0	0	1.000	2	0	1.000	0	0	1	1	0	0	1.000	2	0	1.000	0	0		
29 HARDY, Wyatt	1	1	0	0	1.000	1	0	1.000	0	0	1	1	0	0	1.000	1	0	1.000	0	0		
19 STILL, Justin	1	1	0	0	1.000	1	0	1.000	0	0	13	3	9	1	.923	5	3	.625	0	0		
22 BAKER-LIVINGSTON,B	1	0	1	0	1.000	0	0	---	0	0	13	3	10	0	1.000	2	1	.667	0	0		
43 TRUJILLO, Gene	1	1	0	0	1.000	0	0	---	0	0	1	1	0	0	1.000	0	0	---	0	0		
18 HOLLAND, Jake	241	214	25	2	.992	36	6	.857	3	0	486	432	50	4	.992	61	12	.836	3	0		
30 SPENRATH, Reed	359	335	21	3	.992	0	0	---	0	0	737	693	39	5	.993	0	0	---	0	0		
11 STEPHENS, Sean	55	53	1	1	.982	0	0	---	0	0	163	156	3	4	.975	0	0	---	0	0		
24 SMITH, Kyle	96	90	4	2	.979	21	0	1.000	0	0	268	241	24	3	.989	29	10	.744	2	0		
2 WEISSENBORN, Chase	60	18	40	2	.967	0	0	---	0	0	591	177	388	26	.956	0	0	---	0	0		
8 KINKADE, Konner	118	47	67	4	.966	0	0	---	0	0	190	77	105	8	.958	0	0	---	0	0		
15 WALKER, Khalil	84	79	2	3	.964	0	0	---	0	0	84	79	2	3	.964	0	0	---	0	0		
12 ASBY, Will	73	70	0	3	.959	0	0	---	0	0	73	70	0	3	.959	0	0	---	0	0		
14 CARRIS, Akili	48	14	32	2	.958	0	0	---	0	0	55	16	36	3	.945	0	0	---	0	0		
3 DIXON, Devon	179	54	116	9	.950	0	0	---	0	0	383	123	245	15	.961	0	0	---	0	0		
4 WOOD, Tye	57	52	1	4	.930	0	0	---	0	0	57	52	1	4	.930	0	0	---	0	0		
10 MUNGUIA, Austin	9	8	0	1	.889	0	0	---	0	0	9	8	0	1	.889	0	0	---	0	0		
9 MCALISTER, Josh	50	7	36	7	.860	0	0	---	0	0	50	7	36	7	.860	0	0	---	0	0		
34 BARNHOUSE, Josh	6	1	4	1	.833	6	1	.857	0	0	6	1	4	1	.833	6	1	.857	0	0		
40 BANNISTER, Wil	10	3	5	2	.800	3	1	.750	0	0	14	4	7	3	.786	3	1	.750	0	0		
33 PURSER, Daxton	4	0	3	1	.750	5	4	.556	0	0	4	0	3	1	.750	5	4	.556	0	0		
13 RUSSELL, Brett	3	1	1	1	.667																	

2024 NEW MEXICO GAMES SUMMARY

Score by innings	1	2	3	4	5	6	7	8	9	EX	Total
New Mexico	28	42	52	42	38	43	49	31	32	1	358
Opponents	49	55	32	48	45	33	36	32	34	2	366

Record when ...

Overall	23-19	After 6 leading	19-5
Conference	12-9 trailing	3-14
Non-Conference	11-10 tied	1-0
Home games	16-9	After 7 leading	17-3
Away games	5-8 trailing	2-13
Neutral site	2-2 tied	0-1
Day games	19-11	After 8 leading	17-1
Night games	4-8 trailing	2-15
vs Left starter	3-6 tied	0-1
vs Right starter	20-13		
1-Run games	6-3	Hit 0 home runs	6-10
2-Run games	5-1	... 1 home run	3-6
5+Run games	6-12	... 2+ home runs	14-3
Extra innings	0-1		
Shutouts	0-1	Opponent 0 home runs	12-3
	 1 home run	7-4
	 2+ HRs	4-12
Scoring 0-2 runs	0-5		
..... 3-5 runs	3-5		
..... 6-9 runs	11-5	Made 0 errors	9-3
..... 10+ runs	9-4	... 1 error	9-6
		... 2+ errors	5-10
Opponent 0-2 runs	5-0		
..... 3-5 runs	10-1	Opp. made 0 errors	9-9
..... 6-9 runs	6-2 1 error	6-5
..... 10+ runs	2-16 2+ errors	8-5
Scored in 1st inning	9-3	Out-hit opponent	17-3
Opp. scored in 1st	8-13	Out-hit by opponent	6-16
Scores first	12-2	Hits are tied	0-0
Opp. scores first	11-17		

Record when team scores:

Runs	0	1	2	3	4	5	6	7	8	9	10+
W-L	0-1	0-1	0-3	1-3	1-0	1-2	5-2	2-1	1-1	3-1	9-4

Record when opponent scores:

Runs	0	1	2	3	4	5	6	7	8	9	10+
W-L	0-0	1-0	4-0	2-0	4-1	4-0	2-0	2-0	2-1	0-1	2-16

Record when leading after:

Inn.	1	2	3	4	5	6	7	8
W-L	6-1	10-3	14-5	13-3	16-5	19-5	17-3	17-1

Record when trailing after:

Inn.	1	2	3	4	5	6	7	8
W-L	6-11	7-15	6-13	6-15	5-14	3-14	2-13	2-15

Record when tied after:

Inn.	1	2	3	4	5	6	7	8
W-L	11-7	6-1	3-1	4-1	2-0	1-0	0-1	0-1

Current winning streak: 4

Longest winning streak: 4

Longest losing streak: 8

Home attendance : 11452 (23 dates avg = 497)

Away attendance : 18928 (17 dates avg = 1113)

Total attendance: 30380 (40 dates avg = 759)

2024 BATTING LEADERS

Hitting minimums - 1 Games 1 AB 2.0 AB/Game 1 TPA 2.0 TPA/Game
Pitching minimums - 1 Games 1.0 IP/Game

Batting avg

1. 15 WALKER, Khalil	.412
2. 18 HOLLAND, Jake	.370
3. 30 SPENRATH, Reed	.348
4. 12 ASBY, Will	.341
5. 8 KINKADE, Konner	.327

Runs scored

1. 12 ASBY, Will	45
2. 30 SPENRATH, Reed	42
3. 18 HOLLAND, Jake	36
4. 15 WALKER, Khalil	35
5. 4 WOOD, Tye	33

Doubles

1. 30 SPENRATH, Reed	16
2. 12 ASBY, Will	14
18 HOLLAND, Jake	14
4. 15 WALKER, Khalil	9
5. 24 SMITH, Kyle	8

Total bases

1. 30 SPENRATH, Reed	107
2. 12 ASBY, Will	104
3. 18 HOLLAND, Jake	102
4. 15 WALKER, Khalil	64
5. 4 WOOD, Tye	54

Sac bunts

1. 15 WALKER, Khalil	6
2. 8 KINKADE, Konner	4
3. 14 CARRIS, Akili	2
9 MCALISTER, Josh	2
5. 3 tied at.....	1

Caught stealing

1. 11 STEPHENS, Sean	5
2. 4 WOOD, Tye	3
15 WALKER, Khalil	3
4. 24 SMITH, Kyle	1
12 ASBY, Will	1

Strikeouts

1. 30 SPENRATH, Reed	46
2. 4 WOOD, Tye	29
3 DIXON, Devon	29
4. 9 MCALISTER, Josh	28
5. 18 HOLLAND, Jake	26

At bats

1. 12 ASBY, Will	164
2. 30 SPENRATH, Reed	161
3. 3 DIXON, Devon	129
4. 18 HOLLAND, Jake	127
5. 4 WOOD, Tye	123

Games as sub

1. 43 TRUJILLO, Gene	12
11 STEPHENS, Sean	12
3. 8 KINKADE, Konner	8
4. 15 WALKER, Khalil	7
26 MANSY, Luke	7

Slugging pct

1. 18 HOLLAND, Jake	.803
2. 30 SPENRATH, Reed	.665
3. 12 ASBY, Will	.634
4. 15 WALKER, Khalil	.538
5. 9 MCALISTER, Josh	.511

Hits

1. 12 ASBY, Will	56
30 SPENRATH, Reed	56
3. 15 WALKER, Khalil	49
4. 18 HOLLAND, Jake	47
5. 4 WOOD, Tye	38

Triples

1. 30 SPENRATH, Reed	4
2. 11 STEPHENS, Sean	2
12 ASBY, Will	2
4 WOOD, Tye	2
5. 3 tied at.....	1

Walks

1. 30 SPENRATH, Reed	31
2. 4 WOOD, Tye	28
3. 15 WALKER, Khalil	25
4. 3 DIXON, Devon	23
12 ASBY, Will	23

Sac flies

1. 18 HOLLAND, Jake	6
2. 12 ASBY, Will	4
3. 8 KINKADE, Konner	3
4 WOOD, Tye	3
5. 7 tied at.....	1

Steal attempts

1. 4 WOOD, Tye	15
2. 11 STEPHENS, Sean	13
3. 15 WALKER, Khalil	5
4. 30 SPENRATH, Reed	4
5. 9 MCALISTER, Josh	3

Grounded into DP

1. 3 DIXON, Devon	6
2. 18 HOLLAND, Jake	5
3. 4 WOOD, Tye	4
24 SMITH, Kyle	4
5. 8 KINKADE, Konner	3

Games played

1. 30 SPENRATH, Reed	42
12 ASBY, Will	42
3. 3 DIXON, Devon	41
4. 4 WOOD, Tye	39
5. 15 WALKER, Khalil	38

On base pct

1. 15 WALKER, Khalil	.517
2. 4 WOOD, Tye	.470
3. 30 SPENRATH, Reed	.459
4. 24 SMITH, Kyle	.432
5. 12 ASBY, Will	.431

Runs batted in

1. 18 HOLLAND, Jake	48
2. 12 ASBY, Will	47
3. 30 SPENRATH, Reed	35
4. 8 KINKADE, Konner	26
4 WOOD, Tye	26

Home runs

1. 18 HOLLAND, Jake	13
2. 12 ASBY, Will	10
3. 30 SPENRATH, Reed	9
4. 9 MCALISTER, Josh	5
5. 43 TRUJILLO, Gene	4

Hit by pitch

1. 4 WOOD, Tye	12
2. 24 SMITH, Kyle	8
3. 8 KINKADE, Konner	7
4. 12 ASBY, Will	6
5. 11 STEPHENS, Sean	5

Stolen bases

1. 4 WOOD, Tye	12
2. 11 STEPHENS, Sean	8
3. 30 SPENRATH, Reed	4
4. 9 MCALISTER, Josh	3
5. 15 WALKER, Khalil	2

Stolen base pct

1. 30 SPENRATH, Reed	1.000
3 DIXON, Devon	1.000
8 KINKADE, Konner	1.000
9 MCALISTER, Josh	1.000
5. 4 WOOD, Tye	.800

Total plate appearances

1. 12 ASBY, Will	198
2. 30 SPENRATH, Reed	194
3. 4 WOOD, Tye	166
4. 3 DIXON, Devon	156
5. 15 WALKER, Khalil	153

Game starts

1. 30 SPENRATH, Reed	41
2. 12 ASBY, Will	40
3. 4 WOOD, Tye	37
3 DIXON, Devon	37
5. 18 HOLLAND, Jake	32

2024 PITCHING LEADERS

Hitting minimums - 1 Games 1 AB 2.0 AB/Game 1 TPA 2.0 TPA/Game
Pitching minimums - 1 Games 1.0 IP/Game

Earned run avg

1. 40 BANNISTER, Wil	5.10
2. 27 LOPEZ, David	8.49

Opposing bat avg

1. 40 BANNISTER, Wil	.275
2. 27 LOPEZ, David	.338

Won-loss pct

1. 40 BANNISTER, Wil	1.000
2. 27 LOPEZ, David	.600

Wins

1. 13 RUSSELL, Brett	4
2. 27 LOPEZ, David	3
31 PENGELLY, Dayne	3
23 JACKSON, Jaren	3
5. 3 tied at.....	2

Losses

1. 23 JACKSON, Jaren	5
2. 31 PENGELLY, Dayne	4
3. 4 tied at.....	2

Saves

1. 40 BANNISTER, Wil	3
6 MCBROOM, Brian	3
3. 4 tied at.....	1

Innings pitched

1. 27 LOPEZ, David	46.2
2. 40 BANNISTER, Wil	42.1

Batters struck out

1. 23 JACKSON, Jaren	39
2. 31 PENGELLY, Dayne	38
3. 34 BARNHOUSE, Josh	33
4. 33 PURSER, Daxton	32
13 RUSSELL, Brett	32

Appearances

1. 6 MCBROOM, Brian	17
35 STEINKAMP, Arthur	17
40 BANNISTER, Wil	17
23 JACKSON, Jaren	17
5. 34 BARNHOUSE, Josh	16

Games started

1. 27 LOPEZ, David	8
2. 31 PENGELLY, Dayne	7
3. 33 PURSER, Daxton	6
4. 40 BANNISTER, Wil	5
5. 2 tied at.....	4

Games finished

1. 40 BANNISTER, Wil	7
6 MCBROOM, Brian	7
3. 23 JACKSON, Jaren	5
4. 3 tied at.....	4

Games in relief

1. 35 STEINKAMP, Arthur	17
6 MCBROOM, Brian	17
3. 23 JACKSON, Jaren	15
4. 19 STILL, Justin	13
5. 2 tied at.....	12

Wild pitches

1. 31 PENGELLY, Dayne	10
2. 13 RUSSELL, Brett	5
3. 40 BANNISTER, Wil	4
23 JACKSON, Jaren	4
5. 5 tied at.....	3

Balks

1. 31 PENGELLY, Dayne	2
33 PURSER, Daxton	2
3. 6 MCBROOM, Brian	1
48 NEIL, Andrew	1

Hit batters

1. 33 PURSER, Daxton	7
2. 23 JACKSON, Jaren	6
3. 4 tied at.....	5

Intentional BB allowed

Runners picked off

1. 33 PURSER, Daxton	1
34 BARNHOUSE, Josh	1
13 RUSSELL, Brett	1
40 BANNISTER, Wil	1

Batters SO out looking

1. 33 PURSER, Daxton	14
23 JACKSON, Jaren	14
3. 31 PENGELLY, Dayne	10
34 BARNHOUSE, Josh	10
5. 27 LOPEZ, David	9

Sac bunts allowed

1. 27 LOPEZ, David	4
2. 34 BARNHOUSE, Josh	2
31 PENGELLY, Dayne	2
4. 3 tied at.....	1

Sac flies allowed

1. 23 JACKSON, Jaren	4
34 BARNHOUSE, Josh	4
3. 39 CASTILLO, Ryan	2
6 MCBROOM, Brian	2
35 STEINKAMP, Arthur	2

Hits allowed

1. 40 BANNISTER, Wil	47
2. 27 LOPEZ, David	68

Runs allowed

1. 40 BANNISTER, Wil	26
2. 27 LOPEZ, David	49

Earned runs allowed

1. 40 BANNISTER, Wil	24
2. 27 LOPEZ, David	44

Walks allowed

1. 27 LOPEZ, David	18
2. 40 BANNISTER, Wil	19

Doubles allowed

1. 40 BANNISTER, Wil	9
2. 27 LOPEZ, David	16

Triples allowed

1. 27 LOPEZ, David	1
2. 40 BANNISTER, Wil	2

Home runs allowed

1. 40 BANNISTER, Wil	4
2. 27 LOPEZ, David	8

2024 FIELDING LEADERS

Fielding pct

1. 26 MANSY, Luke	1.000
47 OTT, Ethan	1.000
48 NEIL, Andrew	1.000
43 TRUJILLO, Gene	1.000
5. 18 HOLLAND, Jake	.992

Chances

1. 30 SPENRATH, Reed	359
2. 18 HOLLAND, Jake	241
3. 3 DIXON, Devon	179
4. 8 KINKADE, Konner	118
5. 24 SMITH, Kyle	96

Putouts

1. 30 SPENRATH, Reed	335
2. 18 HOLLAND, Jake	214
3. 24 SMITH, Kyle	90
4. 15 WALKER, Khalil	79
5. 12 ASBY, Will	70

Assists

1. 3 DIXON, Devon	116
2. 8 KINKADE, Konner	67
3. 2 WEISSENBORN, Chase	40
4. 9 MCALISTER, Josh	36
5. 14 CARRIS, Akili	32

Errors

1. 3 DIXON, Devon	9
2. 9 MCALISTER, Josh	7
3. 8 KINKADE, Konner	4
4. 4 WOOD, Tye	4
5. 4 tied at.....	3

Fielding double plays

1. 30 SPENRATH, Reed	35
2. 3 DIXON, Devon	27
3. 2 WEISSENBORN, Chase	15
4. 8 KINKADE, Konner	14
5. 9 MCALISTER, Josh	5

Stolen bases against

1. 18 HOLLAND, Jake	36
2. 24 SMITH, Kyle	21
3. 13 RUSSELL, Brett	10
4. 31 PENGELLY, Dayne	8
5. 27 LOPEZ, David	7

Caught stealing by

1. 18 HOLLAND, Jake	6
2. 33 PURSER, Daxton	4
3. 5 tied at.....	1

Steal attempts against

1. 18 HOLLAND, Jake	42
2. 24 SMITH, Kyle	21
3. 13 RUSSELL, Brett	10
4. 31 PENGELLY, Dayne	9
33 PURSER, Daxton	9

Passed balls

1. 18 HOLLAND, Jake	3
---------------------	---

Catchers interference

2024 STARTERS SUMMARY

Player	GS	Position											Batting Order																	
		p	c	1b	2b	3b	ss	lf	cf	rf	of	dh	1st	2nd	3rd	4th	5th	6th	7th	8th	9th									
30 SPENRATH, Reed	41	.	.	41	32	6	2	1	.	.								
12 ASBY, Will	40	36	.	4	.	.	29	8	2	.	1	.	.	.					
4 WOOD, Tye	37	30	.	6	.	1	2	.	.	9	20	6	.	.					
3 DIXON, Devon	37	.	.	.	10	2	25	4	12	20	1					
18 HOLLAND, Jake	32	.	30	28	.	2	2	.	.	.					
15 WALKER, Khalil	31	10	21	16	2	13					
8 KINKADE, Konner	27	.	.	.	25	.	.	2	18	3	3	1	2					
9 MCALISTER, Josh	22	.	.	.	4	18	3	7	11	.	1					
24 SMITH, Kyle	22	.	12	10	2	1	4	2	11	1	1	.	.	
14 CARRIS, Akili	21	21	7	10	4				
11 STEPHENS, Sean	21	21	14
2 WEISSENBORN, Cha	17	17	1	8	7				
47 OTT, Ethan	16	.	.	1	15	.	.	.	2	6	8	
27 LOPEZ, David	8	8
26 MANSY, Luke	7	.	.	.	3	1	3	.	.	.	5	.	.	1	.	.	1	.	.	.	
31 PENGELLY, Dayne	7	7
43 TRUJILLO, Gene	7	2	5
33 PURSER, Daxton	6	6
40 BANNISTER, Wil	5	5
13 RUSSELL, Brett	4	4
34 BARNHOUSE, Josh	4	4
23 JACKSON, Jaren	2	2
22 BAKER-LIVINGSTON	2	2
39 CASTILLO, Ryan	2	2
29 HARDY, Wyatt	1	1
48 NEIL, Andrew	1	1

2024 TEAM SINGLE-GAME HIGHS

Batting

At bats:	50	-	vs UNLV (Mar 09, 2024)
Runs scored:	31	-	vs UNLV (Mar 09, 2024)
Hits:	29	-	vs UNLV (Mar 09, 2024)
RBI:	28	-	vs UNLV (Mar 09, 2024)
Doubles:	6	-	vs Hofstra (Mar 01, 2024)
	6	-	vs UNLV (Mar 09, 2024)
	6	-	vs Sam Houston (Apr 05, 2024)
Triples:	2	-	at Nevada (Mar 16, 2024)
Home runs:	4	-	vs Hofstra (Mar 02, 2024)
	4	-	vs San Jose State (Mar 23, 2024)
	4	-	at Texas Tech (Apr 23, 2024)
Total bases:	39	-	vs UNLV (Mar 09, 2024)
Walks:	17	-	vs Hofstra (Mar 02, 2024)
Strikeouts:	14	-	at Arizona State (Mar 12, 2024)
Sac hits:	2	-	at Nevada (Mar 16, 2024)
	2	-	vs Fresno State (Apr 14, 2024)
	2	-	at Air Force (Apr 21, 2024)
Sac flies:	3	-	vs UNLV (Mar 09, 2024)
Stolen bases:	4	-	vs Texas Tech (Mar 05, 2024)
Hit by pitch:	4	-	vs South Dakota State (Feb 24, 2024)
	4	-	vs Hofstra (Mar 02, 2024)
	4	-	vs UNLV (Mar 09, 2024)
Caught stealing:	1	-	(13 times)
Runners LOB:	16	-	vs South Dakota State (Feb 23, 2024)
	16	-	vs UNLV (Mar 09, 2024)
Hit into DP:	3	-	vs South Dakota State (Feb 24, 2024)

Fielding

Putouts:	30	-	vs Hofstra (Mar 02, 2024)
Assists:	16	-	vs Fresno State (Apr 12, 2024)
Errors:	4	-	vs Sam Houston (Apr 07, 2024)
Passed balls:	1	-	vs Minnesota (Feb 18, 2024 at Surprise, Ariz.)
	1	-	vs South Dakota State (Feb 24, 2024)
	1	-	vs Sam Houston (Apr 05, 2024)
DPs turned:	4	-	vs South Dakota State (Feb 24, 2024)
	4	-	vs San Jose State (Mar 22, 2024)

Pitching

Innings pitched:	10.0	-	vs Hofstra (Mar 02, 2024)
Runs allowed:	23	-	vs Sam Houston (Apr 05, 2024)
	23	-	vs Fresno State (Apr 13, 2024)
Earned runs:	23	-	vs Fresno State (Apr 13, 2024)
Walks allowed:	10	-	vs Sam Houston (Apr 05, 2024)
	10	-	vs Sam Houston (Apr 07, 2024)
	10	-	at Air Force (Apr 19, 2024)
Strikeouts:	14	-	vs South Dakota State (Feb 22, 2024)
Hits allowed:	26	-	vs Fresno State (Apr 13, 2024)
Doubles allowed:	6	-	(4 times)
Triples allowed:	3	-	vs Sam Houston (Apr 07, 2024)
Homers allowed:	7	-	vs Oregon State (Feb 16, 2024 at Surprise, Ariz.)
Wild pitches:	4	-	vs UNLV (Mar 09, 2024)
Hit batters:	4	-	vs Minnesota (Feb 18, 2024 at Surprise, Ariz.)
	4	-	vs Texas Tech (Mar 05, 2024)
	4	-	vs San Jose State (Mar 22, 2024)

2024 INDIVIDUAL SINGLE-GAME HIGHS

Batting

At bats:	7	-	MCALISTER, Josh vs Hofstra (Mar 02, 2024)
	7	-	SMITH, Kyle vs UNLV (Mar 09, 2024)
Runs scored:	5	-	WALKER, Khalil vs UNLV (Mar 09, 2024)
Hits:	5	-	WALKER, Khalil vs UNLV (Mar 09, 2024)
	5	-	SMITH, Kyle vs UNLV (Mar 09, 2024)
	5	-	HOLLAND, Jake vs Fresno State (Apr 13, 2024)
RBI:	9	-	ASBY, Will vs UNLV (Mar 09, 2024)
Doubles:	3	-	SPENRATH, Reed vs Hofstra (Mar 01, 2024)
	3	-	ASBY, Will vs UNLV (Mar 09, 2024)
	3	-	HOLLAND, Jake at Nevada (Mar 17, 2024)
Triples:	2	-	SPENRATH, Reed at Nevada (Mar 16, 2024)
Home runs:	2	-	(5 times)
Total bases:	11	-	HOLLAND, Jake vs Fresno State (Apr 13, 2024)
Walks:	4	-	SPENRATH, Reed vs Hofstra (Mar 02, 2024)
Strikeouts:	3	-	(16 times)
Sac hits:	2	-	WALKER, Khalil at Nevada (Mar 16, 2024)
Sac flies:	1	-	(23 times)
Stolen bases:	3	-	STEPHENS, Sean vs Hofstra (Mar 01, 2024)
Hit by pitch:	2	-	KINKADE, Konner vs UNLV (Mar 09, 2024)
	2	-	STEPHENS, Sean vs San Jose State (Mar 23, 2024)
	2	-	SMITH, Kyle vs Fresno State (Apr 13, 2024)
Caught stealing:	1	-	(13 times)
Runners LOB:	7	-	SMITH, Kyle vs CSU Bakersfield (Feb 19, 2024 at Surprise, Ariz.)

Fielding

Putouts:	16	-	SPENRATH, Reed vs Fresno State (Apr 12, 2024)
Assists:	9	-	DIXON, Devon vs Fresno State (Apr 12, 2024)
Errors:	2	-	MCALISTER, Josh at San Diego State (03-29-24)
	2	-	DIXON, Devon at Air Force (Apr 19, 2024)
Passed balls:	1	-	HOLLAND, Jake vs Minnesota (Feb 18, 2024 at Surprise, Ariz.)
	1	-	HOLLAND, Jake vs South Dakota State (Feb 24, 2024)
	1	-	HOLLAND, Jake vs Sam Houston (Apr 05, 2024)

Pitching

Innings pitched:	7.0	-	LOPEZ, David vs UNLV (Mar 09, 2024)
	7.0	-	LOPEZ, David vs Fresno State (Apr 14, 2024)
	7.0	-	RUSSELL, Brett vs San Diego State (Apr 27, 2024)
Runs allowed:	12	-	PENGELLY, Dayne vs Sam Houston (Apr 05, 2024)
Earned runs:	9	-	LOPEZ, David at Air Force (Apr 21, 2024)
Walks allowed:	5	-	PURSER, Daxton vs Sam Houston (Apr 07, 2024)
	5	-	PENGELLY, Dayne at Air Force (Apr 19, 2024)
Strikeouts:	9	-	PURSER, Daxton vs Sam Houston (Apr 07, 2024)
	9	-	PENGELLY, Dayne vs San Diego State (Apr 26, 2024)
Hits allowed:	11	-	LOPEZ, David vs South Dakota State (Feb 23, 2024)
	11	-	PENGELLY, Dayne vs Sam Houston (Apr 05, 2024)
Doubles allowed:	4	-	LOPEZ, David vs South Dakota State (Feb 23, 2024)
	4	-	PENGELLY, Dayne vs Sam Houston (Apr 05, 2024)
Triples allowed:	2	-	BANNISTER, Wil vs South Dakota State (Feb 24, 2024)
Homers allowed:	4	-	JACKSON, Jaren vs Oregon State (Feb 16, 2024 at Surprise, Ariz.)
	4	-	JACKSON, Jaren vs South Dakota State (Feb 22, 2024)
Wild pitches:	3	-	PENGELLY, Dayne vs Hofstra (Mar 03, 2024)
	3	-	RUSSELL, Brett vs UNLV (Mar 09, 2024)
Hit batters:	3	-	PENGELLY, Dayne vs Minnesota (Feb 18, 2024 at Surprise, Ariz.)
	3	-	RUSSELL, Brett at Air Force (Apr 21, 2024)

2024 GAME BY GAME (BATTING)

Date	Opponent	ab	r	h	rbi	2b	3b	hr	tb	bb	ibb	sb	cs	hbp	sac	sf	gdp	k	po	a	e	lob	avg
Feb 16	vs Oregon State	38	6	10	5	2	0	1	15	6	0	0	1	1	0	0	0	10	24	10	1	12	.263
Feb 17	vs CSU Bakersfield	29	4	5	4	0	0	3	14	2	0	0	0	1	0	0	0	11	27	9	0	4	.224
Feb 18	vs Minnesota	32	2	4	1	2	0	0	6	6	0	0	0	1	0	0	0	13	24	9	0	10	.192
Feb 19	vs CSU Bakersfield	29	6	9	6	1	0	0	10	11	0	2	1	0	1	0	2	8	27	9	0	11	.219
Feb 22	SOUTH DAKOTA STAT	35	5	8	5	2	1	0	12	5	0	1	0	0	0	1	0	11	27	6	1	9	.221
Feb 23	SOUTH DAKOTA STAT	41	12	16	11	4	1	0	22	10	1	1	0	0	0	1	0	2	27	10	3	16	.255
Feb 24	SOUTH DAKOTA STAT	35	9	12	6	2	1	0	16	6	0	1	0	1	1	1	1	5	27	10	1	10	.268
Feb 24	SOUTH DAKOTA STAT	29	13	15	13	4	0	2	25	7	0	2	1	4	0	0	3	3	21	2	0	9	.295
Mar 01	HOFSTRA	40	9	14	9	6	0	1	23	6	0	3	0	1	0	1	0	9	27	10	2	12	.302
Mar 02	HOFSTRA	37	15	10	13	3	1	1	18	17	1	1	1	4	1	1	0	9	30	7	2	15	.299
Mar 02	HOFSTRA	31	11	14	11	2	0	4	28	3	0	0	1	0	0	0	0	10	21	10	3	5	.311
Mar 03	HOFSTRA	33	9	12	9	2	0	2	20	6	0	1	1	1	0	1	1	7	27	11	1	8	.315
Mar 05	TEXAS TECH	40	8	12	8	4	0	0	16	6	0	4	0	1	0	0	0	8	27	10	2	12	.314
*Mar 09	UNLV	38	7	14	7	6	0	1	23	3	0	1	0	2	0	0	0	7	27	14	0	12	.318
*Mar 09	UNLV	50	31	29	28	4	0	2	39	13	0	1	0	4	1	3	0	4	27	10	1	16	.343
*Mar 10	UNLV	29	6	8	6	2	0	1	13	3	0	0	0	0	0	1	1	3	27	11	0	3	.339
Mar 12	at Arizona State	34	6	7	6	1	0	2	14	4	0	3	1	1	0	0	1	14	27	12	3	6	.332
*Mar 15	at Nevada	34	2	9	1	1	0	0	10	3	0	2	0	2	0	0	0	7	24	8	1	10	.328
*Mar 16	at Nevada	34	3	10	3	1	2	0	15	3	0	0	0	1	2	0	1	6	24	7	1	10	.326
*Mar 17	at Nevada	32	10	8	10	5	0	2	19	5	0	0	1	2	1	0	1	6	27	6	0	3	.323
Mar 19	NEW MEXICO STATE	35	14	17	14	4	0	3	30	4	0	0	1	1	0	0	0	3	21	7	1	6	.331
*Mar 22	SAN JOSE STATE	39	13	11	10	4	0	1	18	10	0	1	0	0	0	0	2	10	27	14	0	9	.328
*Mar 23	SAN JOSE STATE	34	7	11	7	1	1	2	20	6	0	0	0	3	0	0	1	5	27	9	1	12	.328
*Mar 23	SAN JOSE STATE	29	17	13	16	1	0	4	26	8	0	1	0	1	1	2	1	7	21	11	2	6	.332
*03-28-24	at San Diego State	28	5	4	5	2	0	0	6	8	0	2	0	2	1	0	1	9	27	10	2	7	.326
*03-29-24	at San Diego State	35	6	9	6	2	0	2	17	4	0	0	0	2	0	0	1	9	24	8	3	8	.323
*03-29-24	at San Diego State	21	0	0	0	0	0	0	0	6	0	1	0	1	0	0	0	8	18	7	2	7	.316
Apr 02	at Arizona	32	1	6	1	1	1	0	9	1	0	0	0	0	0	0	1	8	24	7	1	5	.312
Apr 05	SAM HOUSTON	42	14	16	13	6	0	3	31	1	0	0	1	0	0	1	0	7	27	12	2	3	.315
Apr 07	SAM HOUSTON	34	3	8	3	1	0	0	9	2	0	0	1	2	0	0	0	11	27	10	4	8	.312
Apr 09	at New Mexico State	32	2	7	2	2	0	0	9	5	0	0	0	1	1	0	2	8	24	10	2	10	.309
*Apr 12	FRESNO STATE	36	5	10	5	2	1	0	14	5	0	0	0	2	0	0	0	13	27	16	2	11	.308
*Apr 13	FRESNO STATE	48	19	25	18	4	1	2	37	4	0	1	0	2	1	1	2	6	27	8	0	10	.317
*Apr 14	FRESNO STATE	32	6	8	4	0	0	2	14	4	0	1	0	1	2	0	0	4	27	13	0	9	.315
Apr 16	CSU-PUEBLO	28	3	8	2	3	0	0	11	1	0	0	0	3	1	1	2	8	27	12	1	7	.315
*Apr 19	at Air Force	32	3	8	3	0	0	1	11	0	0	0	0	0	1	1	0	1	24	3	2	4	.313
*Apr 21	at Air Force	36	6	12	6	1	1	1	18	1	0	0	1	1	2	0	0	6	27	12	1	7	.313
*Apr 21	at Air Force	28	7	10	7	3	0	1	16	6	0	0	1	1	0	1	0	4	19	7	1	8	.314
Apr 23	at Texas Tech	46	17	21	16	3	0	4	36	7	0	3	0	2	0	2	1	8	27	7	0	13	.319
*Apr 26	SAN DIEGO STATE	32	8	10	7	2	1	0	14	7	1	0	0	2	0	1	1	8	27	10	0	10	.319
*Apr 27	SAN DIEGO STATE	39	19	16	16	2	1	2	26	10	0	0	0	1	0	2	0	6	27	8	1	9	.322
*Apr 28	SAN DIEGO STATE	35	9	13	9	3	0	3	25	8	0	0	0	0	0	1	1	9	27	8	1	10	.323
Totals		1453	358	469	332	101	13	53	755	233	3	33	13	55	17	23	27	311	1072	390	51	372	.323

2024 GAME BY GAME (PITCHING)

Date	Opponent	ip	h	r	er	bb	so	2b	3b	hr	wp	bk	hbp	dp	ibb	score	w-l	sv	era
Feb 16	vs Oregon State	8.0	17	15	15	7	9	4	0	7	1	0	0	2	0	6-15	0-1	0	16.88
Feb 17	vs CSU Bakersfield	9.0	7	3	3	2	4	1	0	0	2	0	0	1	0	4-3	1-1	1	9.53
Feb 18	vs Minnesota	8.0	10	11	10	8	8	3	1	0	3	0	4	2	0	2-11	1-2	1	10.08
Feb 19	vs CSU Bakersfield	9.0	8	2	2	1	9	1	0	1	2	0	1	1	0	6-2	2-2	2	7.94
Feb 22	SOUTH DAKOTA STAT	9.0	11	11	9	0	14	3	0	4	1	0	3	1	0	5-11	2-3	2	8.16
Feb 23	SOUTH DAKOTA STAT	9.0	19	11	9	2	9	6	1	2	0	0	0	1	0	12-11	3-3	2	8.31
Feb 24	SOUTH DAKOTA STAT	9.0	14	8	6	3	9	5	0	1	0	0	2	4	0	9-8	4-3	2	7.97
Feb 24	SOUTH DAKOTA STAT	7.0	9	2	2	2	8	1	2	1	0	0	0	0	0	13-2	5-3	2	7.41
Mar 01	HOFSTRA	9.0	13	10	8	5	8	3	0	0	0	0	2	0	0	9-10	5-4	2	7.48
Mar 02	HOFSTRA	10.0	22	16	15	9	7	6	0	2	0	0	1	1	0	15-16	5-5	2	8.17
Mar 02	HOFSTRA	7.0	10	7	7	6	7	3	0	1	0	0	0	1	0	11-7	6-5	3	8.23
Mar 03	HOFSTRA	9.0	11	6	6	5	6	2	1	0	3	1	1	0	0	9-6	7-5	4	8.04
Mar 05	TEXAS TECH	9.0	11	11	10	4	4	4	1	1	0	0	4	1	0	8-11	7-6	4	8.20
*Mar 09	UNLV	9.0	11	6	6	3	4	2	0	0	0	1	1	0	0	7-6	8-6	4	8.03
*Mar 09	UNLV	9.0	13	15	14	7	9	4	1	1	4	0	1	2	0	31-15	9-6	4	8.45
*Mar 10	UNLV	9.0	15	5	5	2	3	2	0	0	1	0	1	0	0	6-5	10-6	4	8.22
Mar 12	at Arizona State	9.0	5	4	3	8	8	0	0	0	3	0	1	2	0	6-4	11-6	5	7.91
*Mar 15	at Nevada	8.0	15	13	12	6	11	3	0	3	0	1	1	1	0	2-13	11-7	5	8.19
*Mar 16	at Nevada	8.0	9	4	4	5	7	2	0	2	0	0	1	0	0	3-4	11-8	5	8.01
*Mar 17	at Nevada	9.0	13	8	8	3	9	5	0	0	3	0	2	1	0	10-8	12-8	6	8.01
Mar 19	NEW MEXICO STATE	7.0	7	4	4	6	8	2	1	0	1	0	2	2	0	14-4	13-8	6	7.90
*Mar 22	SAN JOSE STATE	9.0	22	16	16	4	7	4	1	4	0	0	4	4	0	13-16	13-9	6	8.29
*Mar 23	SAN JOSE STATE	9.0	10	5	5	5	8	3	0	1	0	2	2	0	0	7-5	14-9	6	8.14
*Mar 23	SAN JOSE STATE	7.0	5	4	3	3	8	2	0	0	1	0	1	1	0	17-4	15-9	6	7.99
*03-28-24	at San Diego State	9.0	7	2	2	2	10	1	0	0	2	1	2	1	0	5-2	16-9	7	7.74
*03-29-24	at San Diego State	8.0	12	8	5	3	10	3	0	2	1	0	2	0	0	6-8	16-10	7	7.66
*03-29-24	at San Diego State	6.0	16	13	12	4	2	5	0	1	1	0	1	1	0	0-13	16-11	7	7.93
Apr 02	at Arizona	8.0	12	9	8	4	6	2	2	2	2	0	0	0	0	1-9	16-12	7	7.97
Apr 05	SAM HOUSTON	9.0	22	23	15	10	10	6	2	3	2	0	1	0	0	14-23	16-13	7	8.23
Apr 07	SAM HOUSTON	9.0	16	14	14	10	12	2	3	1	3	0	1	0	0	3-14	16-14	7	8.43
Apr 09	at New Mexico State	8.0	10	10	9	6	8	1	0	1	1	0	2	1	0	2-10	16-15	7	8.48
*Apr 12	FRESNO STATE	9.0	15	10	9	2	3	3	1	2	2	0	1	2	0	5-10	16-16	7	8.50
*Apr 13	FRESNO STATE	9.0	26	23	23	6	6	6	1	3	0	0	2	0	0	19-23	16-17	7	8.97
*Apr 14	FRESNO STATE	9.0	4	2	2	3	4	1	0	1	0	0	1	0	0	6-2	17-17	8	8.75
Apr 16	CSU-PUEBLO	9.0	3	1	0	3	7	0	0	0	0	0	1	0	0	3-1	18-17	9	8.49
*Apr 19	at Air Force	8.0	9	12	10	10	10	4	0	0	2	0	0	0	0	3-12	18-18	9	8.56
*Apr 21	at Air Force	9.0	6	5	5	3	4	0	0	3	1	0	3	1	0	6-5	19-18	10	8.46
*Apr 21	at Air Force	6.1	18	18	17	3	7	4	1	4	1	0	1	0	0	7-18	19-19	10	8.77
Apr 23	at Texas Tech	9.0	10	3	3	5	7	3	0	2	0	0	0	1	0	17-3	20-19	10	8.61
*Apr 26	SAN DIEGO STATE	9.0	8	4	4	4	10	2	0	2	1	0	0	0	0	8-4	21-19	10	8.49
*Apr 27	SAN DIEGO STATE	9.0	5	5	2	5	9	0	1	0	0	0	1	1	0	19-5	22-19	10	8.32
*Apr 28	SAN DIEGO STATE	9.0	12	7	7	4	8	2	1	0	2	0	1	0	0	9-7	23-19	10	8.29
Totals		357.1	498	366	329	193	317	116	21	58	46	6	55	36	0	358-366	23-19	10	8.29

2024 PER-GAME STATISTICS

Player	g	ab	h/g	2b/g	3b/g	hr/g	bb/g	so/g	rbi/g	sb/g	r/g	*ab	*r	*h	*rbi	*bb	*k	*tb	*fly	*gnd
15 WALKER, Khalil	38	119	1.29	.24	.00	.05	.66	.45	.39	.05	.92	77	22	32	9	16	11	41	11	24
18 HOLLAND, Jake	33	127	1.42	.42	.03	.39	.33	.79	1.45	.00	1.09	86	24	31	32	7	17	69	21	18
30 SPENRATH, Reed	42	161	1.33	.38	.10	.21	.74	1.10	.83	.10	1.00	82	21	28	18	15	23	55	15	12
12 ASBY, Will	42	164	1.33	.33	.05	.24	.55	.45	1.12	.02	1.07	82	22	28	23	11	9	52	26	19
8 KINKADE, Konner	35	110	1.03	.17	.00	.00	.37	.43	.74	.03	.69	80	17	26	18	9	10	30	28	18
4 WOOD, Tye	39	123	.97	.15	.05	.05	.72	.74	.67	.31	.85	74	19	22	15	16	17	32	19	15
24 SMITH, Kyle	28	89	.96	.29	.00	.07	.46	.50	.68	.04	.93	80	23	24	17	11	12	36	23	20
9 MCALISTER, Josh	25	88	1.00	.12	.04	.20	.48	1.12	.68	.12	.72	84	17	24	16	11	26	43	14	19
3 DIXON, Devon	41	129	.76	.17	.02	.07	.56	.71	.56	.02	.71	82	18	19	14	14	18	31	17	26

43 TRUJILLO, Gene	19	36	.68	.16	.00	.21	.32	.68	.63	.00	.58	81	25	29	27	13	29	63	18	6
47 OTT, Ethan	21	58	.90	.19	.00	.10	.52	.90	.71	.00	.57	78	16	25	20	14	25	39	10	14
2 WEISSENBORN, Ch	17	55	1.00	.18	.00	.06	.35	.94	.88	.00	.29	87	7	26	23	9	25	36	17	17
11 STEPHENS, Sean	33	82	.76	.06	.06	.00	.39	.45	.39	.24	.42	82	14	25	13	13	15	31	13	26
14 CARRIS, Akili	23	77	1.00	.22	.00	.00	.26	.78	.78	.00	.78	89	20	26	20	6	20	32	25	17
10 MUNGUIA, Austin	6	4	.17	.00	.00	.00	.00	.33	.00	.00	.00	100	0	25	0	0	50	25	25	0
26 MANSY, Luke	14	31	.43	.07	.00	.00	.86	.36	.21	.00	.57	70	18	13	6	27	11	15	20	25
Totals	42	1453	11.17	2.40	.31	1.26	5.55	7.40	7.90	.79	8.52	81	20	26	18	13	17	42	19	19
Opponents	42	1517	11.86	2.76	.50	1.38	4.60	7.55	7.95	1.36	8.71	84	20	27	18	10	17	46	19	19

* = average based on 100 plate appearances

(All games Sorted by Earned run avg)

Player	app	ip	ip/app	w-l	+ip	+h	+r	+er	+bb	+so	+2b	+3b	+hr	+bf	+era	+fly	+gnd
40 BANNISTER, Wil	17	42.1	2.1	2-0	9.0	10.0	5.5	5.1	4.0	5.5	1.9	0.4	0.9	41.9	5.10	13.2	7.7
27 LOPEZ, David	10	46.2	4.2	3-2	9.0	13.1	9.4	8.5	3.5	6.0	3.1	0.2	1.5	44.2	8.49	8.5	11.6

17 MOGEN, Cristian	1	2.0	2.0	1-0	9.0	9.0	0.0	0.0	0.0	0.0	4.5	---	---	36.0	0.00	13.5	13.5
22 BAKER-LIVINGSTON,	2	6.0	3.0	0-0	9.0	9.0	3.0	3.0	1.5	12.0	1.5	---	---	37.5	3.00	6.0	6.0
19 STILL, Justin	13	13.0	1.0	1-0	9.0	10.4	7.6	6.2	10.4	7.6	1.4	0.7	0.7	47.1	6.23	6.9	8.3
33 PURSER, Daxton	9	31.0	3.1	0-2	9.0	9.3	7.3	6.4	7.3	9.3	2.3	0.3	0.6	44.7	6.39	10.2	5.8
13 RUSSELL, Brett	12	38.0	3.0	4-0	9.0	9.0	6.9	6.4	2.4	7.6	2.4	0.5	1.4	39.1	6.39	8.8	9.5
31 PENGELLY, Dayne	9	32.2	3.1	3-4	9.0	14.9	10.7	8.3	6.6	10.5	3.6	0.8	1.7	49.9	8.27	6.3	9.1
35 STEINKAMP, Arthur	17	29.0	1.2	2-1	9.0	14.3	9.6	8.4	3.7	5.3	4.3	1.2	0.6	45.6	8.38	8.7	11.2
34 BARNHOUSE, Josh	16	33.1	2.0	2-2	9.0	13.0	9.2	8.6	4.3	8.9	3.2	0.3	2.4	44.0	8.64	10.0	7.0
6 MCBROOM, Brian	17	15.2	0.2	1-0	9.0	11.5	9.2	9.2	4.6	6.3	2.3	0.6	2.3	46.0	9.19	12.1	8.6
23 JACKSON, Jaren	17	35.1	2.0	3-5	9.0	15.5	11.0	10.4	5.3	9.9	2.8	0.3	2.5	49.2	10.44	8.7	7.4
39 CASTILLO, Ryan	7	17.0	2.1	1-2	9.0	16.4	13.2	12.2	2.1	10.6	4.8	1.1	1.1	46.1	12.18	4.8	9.5
38 LEHMBECK, Blake	2	2.0	1.0	0-0	9.0	27.0	13.5	13.5	4.5	9.0	9.0	4.5	---	58.5	13.50	9.0	9.0
48 NEIL, Andrew	5	4.0	0.2	0-0	9.0	6.8	24.8	18.0	29.2	11.2	---	2.2	---	72.0	18.00	6.8	9.0
29 HARDY, Wyatt	8	9.0	1.0	0-1	9.0	21.0	20.0	20.0	4.0	12.0	4.0	---	4.0	52.0	20.00	6.0	9.0
41 ROMERO, Blane	1	0.1	0.1	0-0	9.0	0.0	54.0	54.0	54.0	0.0	---	---	---	81.0	54.00	27.0	0.0
Totals	42	357.1	8.1	23-19	9.0	12.5	9.2	8.3	4.9	8.0	2.9	0.5	1.5	45.3	8.29	9.0	8.7
Opponents	42	350.1	8.1	19-23	9.0	12.0	9.2	8.1	6.0	8.0	2.6	0.3	1.4	45.8	8.14	8.8	8.8

+ = average based on 9-inning game

Hitting minimums - 1 Games 1 AB 2.0 AB/Game 1 TPA 2.0 TPA/Game

Pitching minimums - 1 Games 1.0 IP/Game

SINGLE-GAME RECORDS

AT-BATS

57	vs. New Mexico St.	2/9/02
58	vs. Fresno St.	4/1/99
56	vs. Air Force	5/14/09
56	vs. Binghamton	3/7/09
56	vs. Air Force	5/2/03
55	vs. Fresno St.	4/9/16
54	vs. Hawaii	3/14/97
54	vs. New Mexico St.	2/24/72
53	vs. Oklahoma St.	2/16/13
53	vs. Coppin St.	4/18/10
53	vs. New Mexico St.	3/30/99
53	vs. Colorado St.	3/17/73
53	vs. Northern Colorado	2/27/05

RUNS

31	vs. UNLV	3/9/24 (W, 31-15)
31	vs. Air Force	4/17/04 (W, 31-11)
30	vs. Northern Colo.	2/24/23 (W, 30-1)
30	vs. Binghamton	3/7/09 (W, 30-2)
29	at UNLV	3/24/17 (W, 29-8)
29	vs. Coppin St.	4/18/10 (W, 29-3)
28	vs. N.M. Highlands	2/9/03 (W, 28-5)
28	vs. N.M. St.	3/30/99 (W, 28-18)
27	vs. Fresno St.	4/1/99 (W, 27-26)
27	vs. Rice	4/12/98 (W, 27-26)
27	vs. Iowa	3/24/85 (W, 27-13)
27	vs. Creighton	3/26/71 (W, 27-5)
26	vs. Air Force	4/12/08 (W, 26-9)
26	vs. Air Force	4/14/06 (W, 26-11)
26	vs. Utah	3/13/93 (W, 26-8)

HITS

32	vs. Fresno St.	4/1/99
31	vs. Binghamton	3/7/09
30	vs. Hawaii	3/14/97
29	vs. UNLV	3/9/24
29	vs. Coppin St.	4/18/10
29	vs. Air Force	4/17/04
28	vs. Northern Colo.	2/24/23
28	at Air Force	3/4/17
28	vs. Air Force	4/12/08
28	vs. New Mexico St.	3/30/99
27	vs. Air Force	5/2/03
26	vs. San Diego St.	5/26/12
26	vs. Northwestern	2/22/97
26	vs. Washington	3/26/95

RBI

28	vs. UNLV	3/9/24
28	vs. Coppin St.	4/18/10
28	vs. Binghamton	3/7/09
28	vs. Air Force	4/17/04
27	vs. Northern Colo.	2/24/23
27	vs. Iowa	3/24/85
26	vs. Air Force	4/12/08
26	vs. N.M. Highlands	2/9/03
26	vs. New Mexico St.	3/30/99
26	vs. Rice	4/12/98
25	vs. Air Force	4/14/06
24	vs. UNLV	3/24/17
24	vs. Fresno St.	4/1/99
24	vs. Utah	4/23/94

DOUBLES

13	vs. N.M. Highlands	2/9/03
10	vs. Coppin St.	4/18/10
9	at Nevada	4/21/13
9	vs. Northern Colorado	3/5/06
9	vs. Utah	3/16/02
9	vs. UNLV	4/4/98

8	at New Mexico State	3/29/22
8	vs. Fresno St.	3/31/17
8	vs. San Jose St.	5/9/15
8	vs. San Jose St.	5/10/15
8	vs. San Diego St.	3/17/00
8	vs. Fresno St.	4/1/99
8	vs. Rice	4/12/98
8	vs. UTEP	4/18/80
8	vs. Southern Colorado	5/17/75

TRIPLES

7	vs. Southern Colorado	3/27/76
6	vs. TAMU-CC	2/21/09
6	vs. Hartford	3/16/86
5	vs. Holy Cross	2/25/22
4	vs. Coppin St.	4/18/10
4	vs. ENMU	4/30/97
4	vs. Colorado St.	3/20/75
4	vs. NE Illinois	4/18/78
4	vs. UTEP	5/11/73
4	vs. Northern Illinois	3/27/72

HOME RUNS

10	vs. New Mexico St.	3/30/99
8	vs. Air Force	4/12/08
8	vs. Air Force	4/18/04
7	vs. Fresno State	4/29/23
6	vs. Air Force	5/6/17
6	vs. Binghamton	2/18/17
6	vs. Fresno St.	4/9/16
6	vs. Air Force	4/13/06 (Game 2)
6	vs. Air Force	4/17/04
6	vs. UNLV	5/9/99
6	vs. Rice	4/12/98
6	vs. New Mexico St.	2/25/98
6	vs. Utah	5/15/94
6	vs. Air Force	4/26/86
6	vs. Air Force	4/25/86

TOTAL BASES

63	vs. New Mexico St.	3/30/99
61	vs. Air Force	4/12/08
54	vs. Fresno St.	4/1/99

WALKS

17	vs. Hofstra	3/2/24
17	at Hawai'i	2/21/16
16	vs. Air Force	4/17/04
15	vs. Fresno St.	3/31/17
14	at UNLV	3/24/17
14	at Utah	4/4/87

STOLEN BASES

9	vs. Wayland Baptist	4/13/94
8	vs. Maine	3/18/94
8	vs. New Mexico St.	2/11/00
8	vs. Brigham Young	4/8/00
7	vs. New Mexico St.	4/17/13
7	vs. Toledo	3/10/02
7	vs. N.M. Highlands	2/10/98
7	vs. Grand Canyon	5/4/96

LONGEST GAME (Innings)

15	NMSU 4, UNM 3	2/9/02
15	UNM 10, Gonzaga 8	3/31/72
14	UNM 8, ENMU 7	2/5-6/96
14	UNM 9, Colorado St. 8	3/17/73

NO-HIT GAMES (2)

Jim Kremmel	4/17/70
	vs. Arizona (9 innings)
Mike Connell	3/24/77
	vs. N.M. Highlands (7 innings)

ONE-HIT GAMES (11)

Tommy Bruskas	5/8/59
	at New Mexico St.
Lloyd Randel	4/28/62
	at ENMU, 4/28/62
Cliff Fowler	3/6/65
	at UTEP (7 innings)
Stan Quintana	3/22/65
	vs. Colorado St. (7 innings)
Cliff Fowler	4/15/65
	vs. San Francisco St.
Cliff Fowler	3/23/67
	vs. UTEP (7 innings)
Tony Sexton & Chuy Armendariz	3/9/68
	at New Mexico St. (6 innings)
Jim Kremmel	3/22/69
	vs. Colorado St. (7 innings)
Ron Sims	3/25/73
	vs. New Mexico St. (7 innings)
Tom Bepko & Craig Steiner	3/6/76
	vs. Colorado Mines (7 innings)
Tyler Stevens	4/12/15
	vs. Air Force

SINGLE GAME STRIKEOUTS

18	Jim Kremmel	3/30/70
		vs. ENMU
18	Jim Kalk	3/14/64
		vs. Colorado St. (7 innings)
17	Justin Armbruster	3/13/21
		at Fresno State
17	Jim Serrano	2/17/98
		vs. Point Loma
17	Tommy Bruskas	5/8/59
		at NMSU
17	Cliff Fowler	3/19/65
		at New Mexico St. (8 innings)
17	Bob McAulay	4/29/66
		vs. Arizona St.
16	Gig Brummel	4/29/61
		vs. New Mexico St. (7 innings)
16	Gary Jacobs	3/23/70
		vs. Colorado St.
16	Arnie Marzullo	3/16/73
		vs. Colorado
15	Jim Kalk	3/29/64
		vs. Air Force
15	Jim Kalk	4/11/64
		vs. New Mexico St.
15	Bob McAulay	4/7/66
		vs. UTEP (7 innings)
15	Bob McAulay	5/13/66
		vs. UTEP
15	Jim Kremmel	4/10/70
		vs. Arizona St.
15	Chris Cooper	2/25/00
		vs. Southern Utah

INNINGS PITCHED

12	Jim Coleman	5/15/92
		vs. San Diego St.
11	Tom Bepko	3/27/75
		vs. South Dakota St.

PROGRAM RECORDS

AT-BATS

Game: ..8.....Done 3 times
 Hank Garcia1972
 vs. Gonzaga (3/31)
 Chris Armstrong1999
 vs. Fresno St. (4/1)
 Josh Mader2003
 vs. Air Force (5/2)
Season:..275....Tony Cairns(2001)
Career:...960...Daniel Stovall..... (2004-07)

RUNS

Game:6.....Done 6 times
 Justin Howard2010
 vs. Coppin St. (4/18)
 Dane Hamilton2009
 vs. Binghamton (3/7)
 Brian Cavazos-Galvez..2009/08
 vs. AF (5/16) & (4/12)
 Sean Murray2004
 vs. Air Force (5/15)
 Lon Yamaguchi.....1998
 vs. N.M. St. (2/25)
Season:..86....Jim Fregosi(1985)
Career:...248 ...Lon Yamaguchi.... (1996-99)

HITS

Game:.....6.....Done 8 times
 John Pustay.....2012
 at Air Force (4/5)
 Justin Howard2010
 vs. Coppin St. (4/18)
 Mike Brownstein2009
 vs. Air Force (5/14)
 Dane Hamilton2009
 vs. Binghamton (3/7)
 Brian Cavazos-Galvez 2008
 vs. Air Force (4/12)
 Cory Robbins1999
 vs. N.M. St. (3/23)
 Ronnie Meng1995
 vs. Nebraska (3/19)
 Aaron Santini1993
 vs. Regis (3/6)
Season:..125Keith Hagman(1980)
Career:...340 ..Travis Young(1994-97)

RBI

Inning:....8.....Jonathan Gallegos.....1993
 vs. Utah (3/13)
Game:.....10.....Brian Cavazos-Galvez 2008
 vs. Air Force (4/12)
 Mark Gulseth1992
 vs. San Diego St. (4/19)
Season:..95.....Keith Hagman(1980)
Career:...226...Daniel Stovall (2004-07)

DOUBLES

Game:.....4Done 4 times
 Justin Howard2010
 vs. San Diego St. (5/2)
 Justin Howard2010
 vs. Coppin St. (4/18)
 Joe Salas2004
 vs. Air Force (4/17)
 Dusty Young2003
 vs. N.M. Highlands (2/9)
Season:..35Robert Gonzales(1998)
Career:...78DJ Peterson (2011-13)
 Daniel Stovall..... (2004-07)

TRIPLES

Game:.....3.....Jim Economides1957
 vs. Denver
Season:..17Keith Hagman(1980
 (NCAA record)
Career:...31.....Larry Harrison(1980-83)

HOME RUNS

Game:.....4Brian Cavazos-Galvez .2008
 vs. Air Force (4/12)
Season:..25Chris Alexander (2003)
Career:...53Aaron Sisk..... (1998-00)

GRAND SLAMS

Game:.....2.....Mark Gulseth1992
 vs. San Diego St. (4/19)
Season:..3 **Will Asby** (2024)
3.....Mark Wulfert(1995)
Career:...5.....Mark Wulfert(1993-95)

TOTAL BASES

Game:.....19Brian Cavazos-Galvez .2008
 vs. Air Force (4/12)
Season:..207Keith Hagman(1980)
Career:...550 ...Daniel Stovall(2004-07)

STOLEN BASES

Game:.....5.....Cory Robbins1998
 vs. N.M. Highlands (2/10)
Season:..56Luke Oglesby(1993)
Career:...123.....Travis Young(1994-97)

WALKS

Game:.....5.....Done 2 times
 DJ Peterson.....2013
 vs. UC Riverside (3/9)
 Luke Oglesby1993
 vs. Texas Tech (2/25)
Season:..56Mike Foote(1980)
Career:...152.....Lon Yamaguchi(1996-99)

HIT BY PITCH

Game:.....3.....Done 3 times:
 Jared Holley2013
 vs. LaSalle (3/5)
 Jordan Pacheco2006
 vs. New Mexico St. (2/28)
 Paul Huitt1990
 vs. N.M. Highlands (2/28)
Season:..19Aaron Santini(1992)
Career:...40.....Jared Holley(2013-16)

SEASON STATISTICAL RECORDS

BATTING AVERAGE

1. .3632009
 2. .3611986
 3. .3551985
 4. .3541980
 5. .3462010
 6. .34542002
 7. .34512003
 8. .34441993
 9. .34431999
 10. .3381997

WIN PCT. (min. 40 games)

1. .740 (37-13-0).....1968
 2. .712 (42-17-0).....1985
 3. .674 (29-14-0).....1972
 4. .651 (41-22-0).....1980
 5. .649 (37-20-0)2009
 6. .647 (37-20-1)2014
 7. .633 (38-22-0)2010
 8. .629 (39-23-0)2016
 9. .627 (37-22-0)2013
 10. .625 (35-21-0)2000
 .625 (35-21-0)1993

ERA

1. 2.871968
 2. 3.401969
 3. 3.861975
 4. 3.921976
 5. 4.071962
 6. 4.131977
 7. 4.211973
 8. 4.232014
 9. 4.291970
 4.291967

FIELDING PCT.

1. .9762009
 2. .9742023
 .9742017
 4. .9732008
 5. .9722015
 6. .9712021
 .9712016
 .9712010
 9. .9702007
 10. .9692013
 .9692006

SLUGGING PCT.

1. .6041986
 2. .5721985
 3. .5701980
 4. .5671998
 5. .5642003
 6. .5602023
 7. .5542010
 8. .5451999
 9. .5422005
 10. .5151993

ON BASE PERCENTAGE

1. .4451985
 2. .4441993
 3. .4431986
 4. .4401980
 5. .4322009
 6. .4242003
 7. .4222013
 8. .4221987
 9. .4201992
 10. .4191994

LAST TIME IT HAPPENED...

HITTING (Individual)

Grand slam: **Devon Dixon vs. San Diego St., 4/28/24**
Hit for the cycle: Danny Collier vs. Air Force, 3/24/18
Five hits: Jeffrey David vs. Northern Colorado, 2/24/23
Six hits: Carl Stajduhar vs. Fresno St., 4/9/16
Eight at bats: Josh Mader vs. Air Force, 5/2/03
Four runs: **Jake Holland at Nevada, 3/17/24**
Five runs: **Khalil Walker vs. UNLV, 3/9/24**
Six runs: Justin Howard vs. Coppin St., 4/18/10*
Five RBI: **Jake Holland vs. San Jose St., 3/22/24**
Six RBI: **Will Asby at Texas Tech, 4/23/24**
Seven RBI: **Jake Holland vs. San Jose St., 3/23/24**
Eight RBI: Justin Olson vs. Fresno State, 4/29/23
Nine RBI: **Will Asby vs. UNLV, 3/9/24**
10 RBI: Brian Cavazos-Galvez vs. Air Force, 4/12/08*#
Three doubles: **Jake Holland at Nevada, 3/17/24**
Four doubles: Reece Weber vs. San José St., 5/10/15
Four extra-base hits: **Jake Holland at Nevada, 3/17/24**
Two triples: **Reed Spenrath at Nevada, 3/16/24**
Back-to-back-to-back triples: ... Mike Brownstein, Dane Hamilton, Brian Cavazos-Galvez vs. TAMU-CC (Game 2), 2/21/09
Inside-the-Park home run: DJ Peterson vs. TCU, 5/20/11
Walk-off home run: **Devon Dixon vs. San Diego St., 4/28/24**
Walk-off grand slam: **Devon Dixon vs. San Diego St., 4/28/24**
Two home runs: **Will Asby at Texas Tech., 4/24/24**
Three home runs: Justin Olson vs. Fresno State, 4/29/23
Four home runs: ... Brian Cavazos-Galvez vs. Air Force, 4/12/08*#
Two home runs in one inning: Josh Mader at Utah, 4/8/04
Two+ players with multi-homers: Brian Cavazos-Galvez (4), Kevin Atkinson (2) vs. Air Force, 4/12/08
Back-to-back homers: **Chase Weissenborn, Khalil Walker** **at Texas Tech., 4/24/24**
Back-to-back-to-back homers: Daniel Stovall, Matt Hibbitts, Ian Hollick vs. Hawaii-Hilo, 4/28/07
Multiple back-to-back homers in same game: (2), Joe Salas, Daniel Stovall, vs. Air Force, 5/16/04
HR in 3 straight games: ... **Jake Holland vs. San Jose St., 3/22-24/24**
HR in 4 straight games: **Jake Holland vs. NMSU, SJSU, 3/17-24/24**
Three + sacrifice bunts in a game: 3, Jared Holley at Nevada 4/20/13
Four strikeouts: Deylan Pigford vs. Fresno State, 4/28/23
Three HBP: Jared Holley vs. LaSalle, 3/5/13
Three stolen bases: **Sean Stephens vs. Hofstra, 3/1/24**
Four Walks: **Reed Spenrath vs. Hofstra, 3/2/24**
Five Walks: DJ Peterson vs. UC Riverside, 3/9/13*

HITTING (Team)

Five + home runs (team): ... 7, vs. Fresno State (W, 17-7), 4/29/23
20+ hits: **21, at Texas Tech (W, 17-3), 4/24/24**
25+ hits: **25, vs. Fresno St. (L, 23-19), 4/13/24**
30+ hits: 31, vs. Binghamton (Game 1), 3/7/09
Allowed 20 + hits: **26, vs. San Jose St., 3/22/24**
20+ runs: 20, vs. St. Bonaventure (W, 20-3), 3/4/23
Allowed 20 + runs: **23, vs. Fresno St. (L, 23-19), 4/12/24**
30+ runs: **31, vs. UNLV (W, 31-15), 3/9/24**
20+ RBI: **28, vs. UNLV (W, 31-15), 3/9/24**
40+ total bases: 42, vs. Fresno State, 4/29/23
50+ total bases: 52, vs. Northern Colorado, 2/24/23
60+ total bases: 61, vs. Air Force, 4/12/08
No strikeouts: 5/4/14 vs. San Diego St. (35 at-bats)
No walks: 3/31/23 vs. San Diego State (34 at-bats)
10+ strikeouts: **10, vs. San Jose St., 3/22/24**
10+ walks: **10, vs. San Jose St., 3/22/24**
15+ walks: **17, vs. Hofstra, 3/2/24**
5+ HBP: 5, vs. San Jose State, 4/29/22
Was no-hit (7-inning game): **at San Diego State, 3/29/24**

Was no-hit (9-inning game): at Wichita St., 3/20/90

PITCHING (Individual)

No-hitter (7-inning game): Mike Connell vs. N.M. Highlands, 3/24/77
No-hitter (9-inning game): Jim Kremmel vs. Arizona, 4/17/70
One-hitter: Tyler Stevens vs. Air Force, 4/12/15
Complete game:
Cody Dye vs. UNLV, 4/21/18.....
Justin Armbruster at San Jose State, 5/22/21 (7 innings)
Complete-game shutout: Colton Thomson vs. Nevada, 5/26/16
10+ strikeouts: ..12, Justin Armbruster at San Jose State, 5/22/21
15+ strikeouts:17, Justin Armbruster at Fresno State, 3/13/21
No walks (complete game): Justin Armbruster at San Jose State, 5/22/21

PITCHING (Team)

10+ strikeouts: **14, vs. South Dakota St. 2/22/24**
15+ strikeouts: 16, vs. Nevada, 3/27/21
No strikeouts: 3/5/17 at Air Force
... (J. Tripp 30 BF; D. Gillespie 5 BF, A. Isenhardt 1 BF, C. Tripp 8 BF)
No walks: **vs. South Dakota State, 2/22/24**
10 + walks: at California, 5/14/22

FIELDING

Five+ errors (Team): 6, vs. San Jose State, 4/8/23
Three+ errors (Ind.): 3, Hayden Schilling
..... vs. Central Michigan, 2/22/18
Eight+ assists: 8, Konner Kinkade
..... vs. Texas Tech, 3/28/23
Caught three runners stealing: Mitch Garver
..... vs. Texas Tech, 4/25/12
15 + putouts: 15, Reed Spenrath
..... vs. New Mexico State, 3/21/23
UNM turned a triple play: 5/13/16 vs. Nevada (4-6-3-2)
UNM hit into a triple play: 4/23/09 at BYU

SCORING AND MISCELLANEOUS

Stole home: Harry Fullerton vs. Nevada, 3/27/21
Stole seven+ bases: 7, 4/17/13 vs. New Mexico St. (W, 13-6)
Tied: 4/28/19 at Fresno St. (T, 6-6)
Shut out: **3/29/24 at San Diego State (L, 0-13/7 Inn.)**
Shut out opponent: 4/18/23 at New Mexico State (W, 13-0)
Shut out at home: 3/21/23 vs. New Mexico State (L, 0-2)
Shut out on the road: **3/29/24 at San Diego St. (L, 0-13/7 Inn.)**
Shut out opponent at home: 3/11/23 vs. Air Force (W, 15-0)
Shut out opponent on road: .4/18/23 at New Mexico St. (W, 13-0)
Recorded back-to-back shutouts: 5/6-5/7, 2011
..... vs. Air Force (5-0, 10-0)
Recorded three straight shutouts: 2/24-3/3, 1973
..... vs. New Mexico St. (1-0) and New Mexico Highlands (7-0, 4-0)
Shut out in back-to-back games: 3/14-15/2017 at Oklahoma St.
Most runs in three-game series: 73, vs. Air Force (4/13-14, 2006)
Consecutive one-run games: **2, vs. UNLV, at ASU (3/10-12/24)**
Four straight one-run games: vs. BYU, Gonzaga, Northern Colorado, 2/15-23, 2020
Five straight one-run games: March 18-24, 2015*

LAST TIME IT HAPPENED... CONTINUED

EXTRA INNINGS

Won an extra-inning game: 4/30/23 vs. Fresno State (6-5, 10 inn.)
Lost an extra-inning game: 3/2/24 vs. Hofstra (15-16, 10 Inn.)
Extra inning games in a row: 2, 4/23-4/24, 2021 at Washington
3 straight extra-inning games: at Utah, 4/9-11, 2009
Played a 10-inning game: 3/2/24 vs. Hofstra
Played an 11-inning game: vs. Fresno State, 3/13/22 (W, 9-8)
Played a 12-inning game: vs. Minnesota, 2/20/22 (W, 4-3)
Played a 13-inning game: vs. Columbia, 6/1/13 (L, 6-5, NCAA Tourn.)
Played a 14-inning game: vs. Eastern N.M., 2/5-6, 1996 (W, 8-7)
Played a 15-inning game: at New Mexico St., 2/9/02 (L, 4-3)

IN AN INNING

10+ runs in an inning: 10, vs. Air Force (8th), 3/11/23
15+ runs in an inning: 15, vs. Savannah St., 3/11/05
4+ homers in an inning: 4, at Air Force, 5/19/05
5+ doubles in an inning: 5, at Nevada, 4/21/13
4+ triples in an inning: 4, vs. TAMU-CC (Game 2), 2/21/09^
10+ hits in an inning: 10, vs. New Mexico State, 5/2/23
10+ consecutive hits: 11, vs. Savannah St., 3/11/05*
10+ consecutive batters reach base: 12, vs. Fresno St., 4/13/13
15+ consecutive batters reach base: 16, vs. Savannah St., 3/11/05
Player w/hits from both sides of plate: Sam Haggerty
 vs. Fresno St. 4/12/13

UNM SCORING IN AN INNING

Most runs in top of 1st: 11, at Air Force (5/14/09)
Most runs in top of 2nd: 10, 2x, last at Air Force (4/15/97)
Most runs in top of 3rd: 8, 3x, last at Air Force (4/25/10, Game One)
Most runs in top of 4th: 12, at Air Force (4/15/07)
Most runs in top of 5th: 12, at Air Force (4/17/04)
Most runs in top of 6th: 10, at Air Force (5/19/16)
Most runs in top of 7th: 9, at Air Force (4/16/07)
Most runs in top of 8th: 12, at Utah (4/1/00)
Most runs in top of 9th: 9, at New Mexico St. (2/16/86)
Most runs in top of 10th: 4, at Texas St. (2/11/06)
Most runs in top of 11th: 6, at Arizona (1/30/93)
Most runs in top of 12th: 3, at Washington (4/24/21)
Most runs in top of 13th: N/A
Most runs in top of 14th: N/A
Most runs in top of 15th: 1, vs. Gonzaga at Fresno St. (3/31/72)

Most runs in bottom of 1st: 11, 2x, last vs. St. Bonaventure. (3/4/23)
Most runs in bottom of 2nd: 15, vs. Savannah St. (3/11/05)
Most runs in bottom of 3rd: 13, vs. NM Highlands (2/28/90)
Most runs in bottom of 4th: 12, vs. Air Force at UNLV (5/27/04)
Most runs in bottom of 5th: 10, 2x, last vs. Utah (4/22/06)
Most runs in bottom of 6th: 20, vs. Utah (3/13/93)*
Most runs in bottom of 7th: 11, vs. Texas St. (2/18/05)
Most runs in bottom of 8th: 12, 3x, last vs. Fresno St. (4/13/13)
Most runs in bottom of 9th: 9, 2x, last vs. New Mexico St. (3/26/02)
Most runs in bottom of 10th: 7, vs. Louisiana Tech (3/13/10)
Most runs in bottom of 11th: 2, 2x, last vs. Fresno St. (3/13/22)
Most runs in bottom of 12th: 2, vs. UNLV (3/9/14)
Most runs in bottom of 13th: 1, 2x, last vs. Northwestern (3/7/03)
Most runs in bottom of 14th: 1, 2x, last vs. ENMU (2/5-6, 1996)
Most runs in bottom of 15th: N/A

OPPONENT SCORING IN AN INNING

Most runs in top of 1st: 12, vs. BYU (3/26/94)
Most runs in top of 2nd: 9, vs. UC Riverside (4/18/19)
Most runs in top of 3rd: 12, vs. Wichita St. (3/16/89)
Most runs in top of 4th: 11, vs. Rice (4/11/98)
Most runs in top of 5th: 10, 2x, last vs. UNLV (4/3/22)
Most runs in top of 6th: 10, vs. BYU (4/11/02)
Most runs in top of 7th: 11, vs. BYU (4/6/00)
Most runs in top of 8th: 8, 2x, last vs. Rice (4/12/98)
Most runs in top of 9th: 12, vs. BYU (3/18/05, Game Two)

Most runs in top of 10th: 9, vs. San Francisco (3/18/06)
Most runs in top of 11th: 6, vs. Nevada at Las Vegas, Nev. (5/23/14)
Most runs in top of 12th: 1, 4x, last vs. UNLV (3/9/14)
Most runs in top of 13th: 1, 2x, last vs. Columbia (6/1/13)
Most runs in top of 14th: N/A
Most runs in top of 15th: N/A

Most runs in bottom of 1st: 11, at Arizona St. (2/9/80, Game One)
Most runs in bottom of 2nd: 16, at Texas Tech (3/15/22)*
Most runs in bottom of 3rd: 15, at Hawaii (4/22/89)
Most runs in bottom of 4th: 12, 2x, last at Air Force (4/15/90)
Most runs in bottom of 5th: 12, at Cal St. Fullerton (3/7/86)
Most runs in bottom of 6th: 12, at LMU (3/11/86)
Most runs in bottom of 7th: 9, at California (5/14/22)
Most runs in bottom of 8th: 11, vs. Oregon State (2/18/22)
Most runs in bottom of 9th: 4, 7x, last at Air Force (4/15/07)
Most runs in bottom of 10th: 4, at Air Force (4/24/65)
Most runs in bottom of 11th: 2, vs. BYU at San Diego St. (3/31/06)
Most runs in bottom of 12th: 2, vs. BYU at San Diego St. (3/31/06)
Most runs in bottom of 13th: N/A
Most runs in bottom of 14th: N/A
Most runs in bottom of 15th: 1, at New Mexico St. (2/9/02)

SERIES

Swept non-conf. series, home: ..vs. Northern Colo., 2/24-26, 2023
Swept non-conf. series, road: at No. 23 Oklahoma St., 3/14-15, 2017
Swept in non-conf. series, home: vs. Dallas Baptist, 3/4-6, 2016
Swept in non-conf. series, road: at California, 5/13-15/2022
Swept MW series, home: vs. San Diego State, 4/26-28, 2024
Swept MW series, road: at San Jose State, 5/22-23, 2021
Swept multiple MW series in a row: 3, 3/3/17-3/26/17
 at Air Force, vs. San José St., at UNLV
Swept in MW series, home:vs. San Diego State, 3/31-4/2, 2023
Swept in MW series, road: at Air Force, 5/8-9, 2021
Swept in multiple MW series in a row: 3, 4/2-5/9/2021
 at San Diego State, vs. Fresno State, at Air Force

WALK-OFFS

Won on last at-bat: 4/28/24
 Devon Dixon vs. San Diego State (9-7, 9 Inn.)
Back-to-back games won in last at-bat: 2/24/24
 vs. South Dakota State (12-11, 9-8)
Lost on last at-bat: 3/22/24
 vs. San Jose State
Scored two runs in last at-bat: 5/20/22
 vs. South Dakota State (13-2, run rule 7 innings)
Scored three runs in last at-bat: 2/24/24
 vs. Texas Tech (11-10, 9 innings)
Scored four runs in last at-bat: 4/28/24
 Devon Dixon vs. San Diego State (9-7, 9 Inn.)
Scored five runs in last at-bat: 5/20/22
 vs. Air Force (13-12, 9 innings)
Scored six runs in last at-bat: 5/20/22
 vs. Air Force (13-12, 9 innings)
Scored seven runs in last at-bat: 5/20/22
 vs. Air Force (13-12, 9 innings)
Scored nine runs in last at-bat: 3/21/99
 vs. TCU (17-16)
Allowed two runs in last at-bat: 3/18/23
 at Fresno State (8-9)
Allowed three runs in last at-bat: 4/2/21
 at San Diego State (9-10)
Allowed four runs in last at-bat: 4/2/21
 at San Diego State (9-10)
Allowed five runs in last at-bat: 4/2/21
 at San Diego State (9-10)
Allowed six runs in last at-bat: 4/2/21
 at San Diego State (9-10)

* = School record

= Mountain West record

2023 NEW MEXICO OVERALL STATS

Record: 26-25 Home: 17-11 Away: 6-13 Neutral: 3-1 MW: 13-17

Date	Opponent	Score	Player	avg	slug	ob%	g	ab	r	h	2b	3b	hr	rbi	bb	so	sb	cs	e
#2/17	vs #23 Oregon State	w 7-2	DITZENBERGER, D	.437	.563	.490	37	135	42	59	9	1	2	27	15	19	6	0	2
#2/18	vs UC Santa Barbara	w 3-1	ASHBY, Lenny Juni	.381	.595	.455	51	210	46	80	18	0	9	51	26	25	0	1	4
#2/19	vs #23 Oregon State	L 6-14	RUNION, Braydon	.357	.629	.398	51	213	48	76	23	4	9	56	11	51	1	2	1
#2/20	vs Minnesota	w 4-3	HOLLAND, Jake	.333	.633	.371	41	150	29	50	7	1	12	39	8	32	0	0	2
2/24	NORTHERN COLORADO	w 30-1	SPENRATH, Reed	.321	.721	.421	50	190	54	61	11	4	19	65	34	70	3	0	2
2/25	NORTHERN COLORADO	w 11-3	DAVID, Jeffrey	.306	.472	.349	42	193	38	59	13	5	3	41	11	27	3	2	6
2/25	NORTHERN COLORADO	w 18-2	PIGFORD, Deylan	.297	.503	.389	45	145	39	43	9	3	5	13	17	35	8	2	4
3/3	ST. BONAVENTURE	w 14-4	WEISSENBORN, C	.291	.385	.360	51	179	36	52	10	2	1	27	19	37	3	0	8
3/4	ST. BONAVENTURE	L 8-17	DIXON, Devon	.274	.445	.346	49	164	38	45	10	0	6	27	16	29	2	1	6
3/4	ST. BONAVENTURE	w 20-3	-----																
3/5	ST. BONAVENTURE	w 16-6	HERD, Caleb	.429	.571	.556	9	7	3	3	1	0	0	1	2	1	0	0	0
3/7	at Texas Tech	L 3-6	OLSON, Justin	.367	.822	.504	37	90	24	33	2	0	13	31	25	27	0	0	2
*3/10	AIR FORCE	L 7-9	STEPHENS, Sean	.349	.508	.388	37	63	11	22	5	1	1	8	3	11	4	2	1
*3/11	AIR FORCE	w 15-0	SMITH, Kyle	.271	.614	.469	28	70	17	19	3	3	5	13	16	17	2	0	0
*3/12	AIR FORCE	w 11-4	KINKADE, Konner	.268	.446	.425	35	56	13	15	4	0	2	12	15	8	0	0	4
3/14	at Grand Canyon	L 8-11	CARRIS, Akili	.143	.143	.250	8	7	2	1	0	0	0	0	0	2	0	0	1
*3/17	at Fresno State	L 3-5	FELIX, Dominic	.000	.000	.125	6	7	1	0	0	0	0	1	1	0	0	0	1
*3/18	at Fresno State	L 8-9	DEWYER, Trent	.000	.000	.000	2	0	0	0	0	0	0	0	0	0	0	0	0
*3/19	at Fresno State	w 7-2	STANFIELD, Alec	.000	.000	.000	1	0	0	0	0	0	0	0	0	0	0	0	0
3/21	NEW MEXICO STATE	L 0-2	STEINKAMP, Arthu	.000	.000	.000	15	0	0	0	0	0	0	0	0	0	0	0	0
*3/24	at Nevada	w 9-5	STILL, Justin	.000	.000	.000	17	0	0	0	0	0	0	0	0	0	0	0	0
*3/25	at Nevada	w 12-1	JACKSON, Jaren	.000	.000	.000	12	0	0	0	0	0	0	0	0	0	0	0	0
3/28	#22 TEXAS TECH	w 11-10	ITURRALDE, Adolfo	.000	.000	.000	8	0	0	0	0	0	0	0	0	0	0	0	0
*3/31	SAN DIEGO STATE	L 3-5	FLORES, Junior	.000	.000	.000	1	0	0	0	0	0	0	0	0	0	0	0	0
*4/1	SAN DIEGO STATE	L 1-3	MARTINEZ, Jordan	.000	.000	.000	5	0	0	0	0	0	0	0	0	0	0	0	0
*4/2	SAN DIEGO STATE	L 7-19	RUSSELL, Brett	.000	.000	.000	5	0	0	0	0	0	0	0	0	0	0	0	0
*4/6	SAN JOSE STATE	w 16-8	BAKER-LIVINGSTO	.000	.000	.000	10	0	0	0	0	0	0	0	0	0	0	0	0
*4/7	SAN JOSE STATE	L 3-8	GALLEGOS, Isaac	.000	.000	.000	12	0	0	0	0	0	0	0	0	0	0	0	0
*4/8	SAN JOSE STATE	L 3-14	HUDSON, Terrell	.000	.000	.000	10	0	0	0	0	0	0	0	0	0	0	0	0
4/11	CSU PUEBLO	w 8-7	LIVELY, Tristin	.000	.000	.000	13	0	0	0	0	0	0	0	0	0	0	0	1
4/12	CSU PUEBLO	L 6-8	MCBROOM, Brian	.000	.000	.000	25	0	0	0	0	0	0	0	0	0	0	0	1
4/18	at New Mexico State	w 13-0	EGLOFF, Riley	.000	.000	.000	13	0	0	0	0	0	0	0	0	0	0	0	2
*4/21	at Air Force	L 6-9	BANNISTER, Wil	.000	.000	.000	16	0	0	0	0	0	0	0	0	0	0	0	1
*4/23	at Air Force	w 12-1	Totals	.329	.560	.407	51	1879	441	618	125	24	87	412	219	391	32	10	49
*4/23	at Air Force	L 8-13	Opponents	.304	.464	.370	51	1770	324	538	112	23	42	300	155	341	32	16	61
4/25	at Arizona	L 8-11																	
*4/28	FRESNO STATE	w 16-10																	
*4/29	FRESNO STATE	w 17-7																	
*4/30	FRESNO STATE	w 6-5																	
5/2	NEW MEXICO STATE	w 14-6																	
*5/5	at UNLV	w 13-5	Player	era	w-l	app	gs	cg	sh	sv	ip	h	r	er	bb	so	avg	hr	
*5/6	at UNLV	L 5-7	GALLEGOS, Isaac	4.35	4-2	12	12	0	0	0	70.1	69	46	34	32	60	.253	4	
*5/7	at UNLV	L 3-8	LIVELY, Tristin	4.42	6-4	13	13	1	0	0	77.1	83	42	38	23	62	.277	5	
*5/12	NEVADA	w 9-5	EGLOFF, Riley	6.05	7-3	13	13	0	0	0	74.1	95	55	50	21	67	.310	12	
*5/12	NEVADA	L 8-9	-----																
*5/13	NEVADA	L 6-8	DEWYER, Trent	0.00	0-0	2	0	0	0	0	2.2	3	0	0	0	1	.300	0	
*5/14	NEVADA	w 7-3	STEINKAMP, Arthur	2.81	0-1	15	0	0	0	0	25.2	27	12	8	4	12	.273	1	
5/16	at New Mexico State	L 0-8	ITURRALDE, Adolfo	4.00	0-0	8	0	0	0	0	9.0	9	5	4	2	9	.281	1	
*5/18	at San Diego State	L 3-5	MCBROOM, Brian	5.53	4-2	25	0	0	0	3	40.2	47	28	25	11	39	.290	3	
*5/19	at San Diego State	L 3-4	STILL, Justin	5.91	0-1	17	0	0	0	0	21.1	22	14	14	16	20	.268	1	
*5/20	at San Diego State	L 6-8	JACKSON, Jaren	7.46	3-2	12	8	0	0	1	44.2	61	38	37	12	32	.318	2	
			HUDSON, Terrell	8.10	1-2	10	0	0	0	0	13.1	18	12	12	4	10	.327	4	
			BAKER-LIVINGSTON	8.62	0-4	10	4	0	0	0	24.0	40	24	23	10	10	.374	1	
			BANNISTER, Wil	9.47	1-3	16	1	0	0	1	19.0	31	21	20	8	11	.369	3	
			MARTINEZ, Jordan	12.86	0-0	5	0	0	0	0	7.0	10	10	10	5	1	.357	1	
			RUSSELL, Brett	17.47	0-1	5	0	0	0	0	5.2	16	12	11	4	7	.500	3	
			STANFIELD, Alec	54.00	0-0	1	0	0	0	0	0.1	3	2	2	2	0	1.000	0	
			FLORES, Junior	81.00	0-0	1	0	0	0	0	0.1	4	3	3	1	0	.800	1	
			Totals	5.95	26-25	51	51	1	2	5	435.2	538	324	288	155	341	.304	42	
			Opponents	8.02	25-26	51	51	1	2	15	433.1	618	441	386	219	391	.329	87	

LOB - Team (414), Opp (376). DPs turned - Team (48), Opp (33). CI - Team (0), Opp (1). IBB - Team (6), SPENRATH, R. 3, OLSON, J. 2, PIGFORD, D. 1, Opp (8). Picked off - PIGFORD, D. 1, DIXON, D. 1, STEPHENS, S. 1, DAVID, J. 1.

= Sanderson Ford College Baseball Class
* = Conference game

PB - Team (2), SMITH, K. 2, Opp (2). Pickoffs - Team (2), EGLOFF, R. 2, Opp (3). SBA/ATT - HOLLAND, J. (25-31), SMITH, K. (7-17), GALLEGOS, I. (7-10), LIVELY, T. (5-9), JACKSON, J. (8-8), EGLOFF, R. (6-8), MCBROOM, B. (1-4), ITURRALDE, A (1-3), BAKER-LIVING (2-3), STILL, J. (1-2), STEINKAMP, A (1-1).

2023 NEW MEXICO CONFERENCE STATS

Record: 13-17 Home: 8-8 Away: 5-9 MW: 13-17

Date	Opponent	Score	Player	avg	slug	ob%	g	ab	r	h	2b	3b	hr	rbi	bb	so	sb	cs	e
*3/10	AIR FORCE	L 7-9	DITZENBERGER, D	.405	.544	.440	21	79	16	32	6	1	1	12	5	11	2	0	2
*3/11	AIR FORCE	w 15-0	ASHBY, Lenny Juni	.373	.579	.449	30	126	25	47	11	0	5	27	14	17	0	0	3
*3/12	AIR FORCE	w 11-4	SPENRATH, Reed	.353	.793	.433	29	116	32	41	6	3	13	37	17	44	1	0	2
*3/17	at Fresno State	L 3-5	RUNION, Braydon	.316	.579	.361	30	133	24	42	14	3	5	31	7	31	0	2	1
*3/18	at Fresno State	L 8-9	HOLLAND, Jake	.309	.521	.343	25	94	15	29	5	0	5	17	4	17	0	0	2
*3/19	at Fresno State	w 7-2	WEISSENBORN, C	.286	.384	.352	30	112	18	32	6	1	1	18	12	24	3	0	7
*3/24	at Nevada	w 9-5	DIXON, Devon	.274	.415	.325	29	106	22	29	6	0	3	13	7	19	1	0	3
*3/25	at Nevada	w 12-1	DAVID, Jeffrey	.272	.379	.324	22	103	17	28	7	2	0	16	6	13	0	1	4
*3/31	SAN DIEGO STATE	L 3-5	PIGFORD, Deylan	.243	.446	.341	25	74	16	18	4	1	3	4	8	20	3	2	4
*4/1	SAN DIEGO STATE	L 1-3	-----																
*4/2	SAN DIEGO STATE	L 7-19	HERD, Caleb	.500	.500	.500	3	2	1	1	0	0	0	0	0	1	0	0	0
*4/6	SAN JOSE STATE	w 16-8	STEPHENS, Sean	.394	.606	.459	20	33	8	13	4	0	1	5	3	6	4	2	1
*4/7	SAN JOSE STATE	L 3-8	OLSON, Justin	.310	.793	.481	22	58	18	18	1	0	9	22	19	16	0	0	1
*4/8	SAN JOSE STATE	L 3-14	SMITH, Kyle	.297	.703	.490	15	37	14	11	2	2	3	8	8	8	1	0	0
*4/21	at Air Force	L 6-9	KINKADE, Konner	.231	.436	.362	19	39	7	9	2	0	2	9	8	6	0	0	3
*4/23	at Air Force	w 12-1	CARRIS, Akili	.000	.000	.000	1	1	0	0	0	0	0	0	0	0	0	0	1
*4/23	at Air Force	L 8-13	MARTINEZ, Jordan	.000	.000	.000	1	0	0	0	0	0	0	0	0	0	0	0	0
*4/28	FRESNO STATE	w 16-10	RUSSELL, Brett	.000	.000	.000	1	0	0	0	0	0	0	0	0	0	0	0	0
*4/29	FRESNO STATE	w 17-7	FELIX, Dominic	.000	.000	.000	1	0	0	0	0	0	0	0	0	0	0	0	1
*4/30	FRESNO STATE	w 6-5	BAKER-LIVINGSTO	.000	.000	.000	1	0	0	0	0	0	0	0	0	0	0	0	0
*5/5	at UNLV	w 13-5	ITURRALDE, Adolfo	.000	.000	.000	3	0	0	0	0	0	0	0	0	0	0	0	0
*5/6	at UNLV	L 5-7	STEINKAMP, Arthu	.000	.000	.000	10	0	0	0	0	0	0	0	0	0	0	0	0
*5/7	at UNLV	L 3-8	JACKSON, Jaren	.000	.000	.000	5	0	0	0	0	0	0	0	0	0	0	0	0
*5/12	NEVADA	w 9-5	HUDSON, Terrell	.000	.000	.000	5	0	0	0	0	0	0	0	0	0	0	0	0
*5/12	NEVADA	L 8-9	GALLEGOS, Isaac	.000	.000	.000	9	0	0	0	0	0	0	0	0	0	0	0	0
*5/13	NEVADA	L 6-8	LIVELY, Tristin	.000	.000	.000	10	0	0	0	0	0	0	0	0	0	0	0	0
*5/14	NEVADA	w 7-3	STILL, Justin	.000	.000	.000	11	0	0	0	0	0	0	0	0	0	0	0	0
*5/18	at San Diego State	L 3-5	BANNISTER, Wil	.000	.000	.000	8	0	0	0	0	0	0	0	0	0	0	0	1
*5/19	at San Diego State	L 3-4	EGLOFF, Riley	.000	.000	.000	10	0	0	0	0	0	0	0	0	0	0	0	2
*5/20	at San Diego State	L 6-8	MCBROOM, Brian	.000	.000	.000	14	0	0	0	0	0	0	0	0	0	0	0	0
Totals				.314	.542	.390	30	1113	233	350	74	13	51	219	118	233	15	7	38
Opponents				.296	.450	.372	30	1057	199	313	59	16	24	181	105	207	19	8	31

= Sanderson Ford College Baseball Classification
 * = Conference game

LOB - Team (245), Opp (234). DPs turned - Team (31), Opp (15). CI - Team (0), Opp (1). IBB - Team (5), OLSON, J. 2, SPENRATH, R. 2, PIGFORD, D. 1, Opp (7). Picked off - PIGFORD, D. 1, STEPHENS, S. 1, DAVID, J. 1.

Player	era	w-l	app	gs	cg	sh	sv	ip	h	r	er	bb	so	avg	hr
LIVELY, Tristin	4.41	4-3	10	10	1	0	0	63.1	66	35	31	21	49	.269	4
GALLEGOS, Isaac	5.04	2-2	9	9	0	0	0	55.1	62	43	31	28	47	.279	2
EGLOFF, Riley	7.06	4-3	10	10	0	0	0	57.1	82	50	45	19	47	.337	10

MARTINEZ, Jordan	0.00	0-0	1	0	0	0	0	1.1	0	0	0	1	0	.000	0
STEINKAMP, Arthur	2.55	0-1	10	0	0	0	0	17.2	17	9	5	1	9	.243	1
ITURRALDE, Adolfo	4.50	0-0	3	0	0	0	0	2.0	2	1	1	1	1	.286	1
JACKSON, Jaren	4.72	1-1	5	1	0	0	1	13.1	12	7	7	6	9	.240	0
MCBROOM, Brian	6.35	2-2	14	0	0	0	1	22.2	26	17	16	8	20	.286	2
STILL, Justin	9.82	0-1	11	0	0	0	0	11.0	17	12	12	9	13	.347	1
HUDSON, Terrell	10.12	0-2	5	0	0	0	0	5.1	7	6	6	3	4	.304	1
BANNISTER, Wil	13.50	0-2	8	0	0	0	0	8.2	16	14	13	6	5	.400	1
BAKER-LIVINGSTON	13.50	0-0	1	0	0	0	0	1.1	3	2	2	2	0	.429	0
RUSSELL, Brett	18.00	0-0	1	0	0	0	0	1.0	3	3	2	0	3	.429	1

Totals	5.84	13-17	30	30	1	1	2	260.1	313	199	169	105	207	.296	24
Opponents	7.23	17-13	30	30	0	0	9	261.1	350	233	210	118	233	.314	51

PB - Team (1), SMITH, K. 1, Opp (1). Pickoffs - Team (2), EGLOFF, R. 2, Opp (2). SBA/ATT - HOLLAND, J. (16-21), GALLEGOS, I. (6-9), SMITH, K. (3-6), LIVELY, T. (3-5), EGLOFF, R. (3-5), JACKSON, J. (4-4), ITURRALDE, A (1-1), MCBROOM, B. (1-1), BAKER-LIVING (0-1), STEINKAMP, A (1-1).

Score by innings	1	2	3	4	5	6	7	8	9	EX	Total
New Mexico	24	37	37	28	18	27	14	31	16	1	233
Opponents	29	15	13	24	14	27	40	22	13	2	199

SANTA ANA STAR FIELD · ALBUQUERQUE, N.M.

Santa Ana Star Field has become one of the toughest places for opponents to play in college baseball as The University of New Mexico baseball team is 166-98-2 (.629) since returning to its former location on March 24, 2013 after nine seasons at Isotopes Park.

For decades the home of UNM baseball was known as Lobo Field, but thanks to a 10-year, \$1 million naming rights gift from Tamaya Enterprises, Lobo Field was rechristened Santa Ana Star Field on Dec. 11, 2015.

“We are delighted to strengthen our relationship with Tamaya Enterprises, who have been long-standing supporters of the Lobos,” said former UNM Vice President for Athletics Paul Krebs. “The field naming rights is a great example of their commitment to the community and provides us an opportunity for Lobo Athletics to

UNM BASEBALL AT SANTA ANA STAR FIELD

YEAR	W	L	T	.PCT
2013	14	2	0	.875
2014	23	8	1	.734
2015	20	10	0	.667
2016	19	8	0	.704
2017	19	10	0	.655
2018	11	14	1	.442
2019	14	16	0	.467
2020	9	1	0	.900
2021	9	6	0	.600
2022	11	13	0	.458
2023	17	10	0	.630
2024	16	9	0	.640
TOTALS	182	107	2	.630

That was the second major announcement regarding the facility in a three-week span in 2015 as on Nov. 20, the UNM Board of Regents approved construction for the \$2.3 million R.D. and Joan Dale Hubbard Clubhouse.

“This has been a long process, but I want to thank the Hubbards, Scott Grady and his family, our administration, Vice President for Athletics Paul Krebs, and everyone on main campus that helped this project,” UNM head coach Ray Birmingham said. “I could go on for hours thanking people because so many have
















helped make this possible.”

Santa Ana Star Field received a major upgrade that started before the 2013 season. It received a FieldTurf playing surface, upgraded scoreboard, dugouts, bullpens, and bleachers as a part of the first phase of the Santa Ana Star Field renovation. Further renovations and phases will enhance the concessions areas, the fan plaza between Santa Ana Star Field and the softball field, the press box and the bleachers. Lights were installed in the fall of 2013.

“We have lights because of (former Lobo) Dee Dennis and a bunch of guys who chipped in to help me and Dee do this,” Birmingham said. “This is Lobo Field. This is (the state of) New Mexico’s baseball field, at least that’s how I feel about it. ... There will not only be Lobo games on here, but there will also be state championship games here. We hope to bring in some great big tournaments over the years to this city and let our kids experience the world. We think New Mexico kids can get the rest of the experiences that the rest of the country has, then they will grow faster and realize they’re as good as anybody.”

Santa Ana Star Field is located south of The Pit. Exit off I-25, just south of the Big-I, at Avenida Cesar Chavez and head east. Turn right (south) on University Boulevard. The Pit and the UNM Ticket Office will be on the right. Turn right into the first entrance just past The Pit. Drive through The Pit parking lot, passing the Ticket Office on your right. Santa Ana Star Field will be on your left.

TV / PHOTO ROSTER





TOD BROWN

HEAD COACH

Tod Brown was named the 12th Lobo Baseball Head Coach on June 17, 2021. He enters the 2024 season in his third year at the helm.

In Brown's second season, the Lobos posted their best winning percentage in a full season since 2017 (.510), finishing fifth in the Mountain West standings (26-25, 13-17 MW) and leading the league in a variety of categories including team batting average (.328), runs (441), RBI (411), triples (24), home runs (87), slugging % (.559) and

on-base % (.406). UNM also improved from a 9.06 ERA as a team in Brown's first season to a 5.95 ERA — the program's lowest in a single season since 2016 — while averaging only 3.20 walks per nine innings, its fewest since 2014. Following the completion of that season, RHP Isaac Gallegos became the first UNM player coached by Brown to be selected in the MLB Draft, going in the 16th Round to the Atlanta Braves.

The 2023 Lobos ranked in the Top 10 in the country in a variety of team statistical categories:

No. 3 in Batting Average (.329)

No. 9 in Double Plays per Game (0.94)

No. 5 in Doubles Per Game (2.45)

No. 10 in Runs per Game (8.60)

No. 4 in Slugging Percentage (.560)

No. 5 in Triples (24) and Triples per Game (0.47)

No. 10 in Walks Allowed per Nine Innings (3.20)

Following the 2023 season, the Lobos also got three All-MW selections — first baseman Reed Spenrath was a first-team selection, while third baseman Dylan Ditzenberger and left fielder Lenny Junior Ashby were second-team selections. Ditzenberger went on to be named a CSC Academic All-American for his efforts on the field and in the classroom. Both UNM teams that Brown has coached (2022, 2023) have earned the ABCA Team Academic Excellence Award for their academic accomplishments.

In the 2022 season — Brown's first season in Albuquerque — UNM went 21-33 and finished sixth in the MW standings, with Lenny Junior Ashby and Jeffrey David named to the All-MW Second Team.

PRIOR TO UNM

Brown came to New Mexico after a successful 14 years and 341 wins with North Dakota State, where he currently sits as the second-winningest coach in program history and is the all-time leader in wins per season (24.4). In 2021, Brown led the Bison to the 2021 NCAA Tournament, winning its first Division I postseason game 6-1 over Mountain West opponent Nevada. In the same season, NDSU broke a school record with 20 Summit League victories, besting the previous record of 19 set by his 2017 team, and posted an overall record of 42-19. The Bison also led the nation with 25 road wins and set new school records in strikeouts (474) and putouts (1,567) in a single season.

Brown is no stranger to winning — he owns the two highest single season win totals in NDSU history (42 wins in 2021, 40 wins in 2012), and the only two 40+ win seasons by the program. Brown also owns three of the top-five single-season win totals in NDSU history. Under Brown's leadership, NDSU has played in five Summit League championship games, winning it outright in 2021 and 2014, and qualified for the league's baseball championship eight out of the last 11 years.

Brown took the helm of NDSU in 2008 and turned around a program that had faced three consecutive losing seasons, posting just 38 wins from 2005-07. In 2012, NDSU won a then-school-record 40 games, including an 8-2 win over a No. 5-ranked Arizona team that went on to win the 2012 College World Series. North Dakota State had a school-record .973 fielding percentage and posted a team ERA of 3.38, which was the program's lowest ERA in 37 years.

In 2016, the Bison posted a 29-25 overall record and set a new record for home wins at Newman Outdoor Field with 17 victories. In addition, North Dakota State set a new single season record in saves (17). NDSU defeated No. 19-ranked Minnesota on April 26 in Fargo, marking the second-ever win over an NCAA Division I top-25 opponent.

In the Summit League, Brown has coached two Summit League Players of the Year, one Summit League Newcomer of the Year, 46 All-Summit League selections, 22 Summit

THE BROWN FILE

Education

University of Arizona 1989-94

Coaching Experience

2008-2021 Head Coach North Dakota State
2022-Present Head Coach University of New Mexico

Career Coaching Record (Year-By-Year)

School	Year	Record	Win Pct.
NDSU	2008	15-30	.333
NDSU	2009	16-28	.372
NDSU	2010	22-30	.423
NDSU	2011	22-32	.407
NDSU	2012	40-20	.667
NDSU	2013	26-27	.491
NDSU	2014	25-26	.490
NDSU	2015	21-30	.412
NDSU	2016	29-25	.537
NDSU	2017	31-25	.554
NDSU	2018	26-24	.520
NDSU	2019	19-24	.442
NDSU	2020*	8-9	.471
NDSU	2021	42-19	.689
NDSU	14 yrs	341-350	.493
UNM	2022	21-33	.390
UNM	2023	26-25	.541
UNM	2024	23-19	.548
UNM	3 yrs	70-77	.476
Career	17 yrs	411-427	.490

*Incomplete season due to COVID-19

League Players of the Week, and 30 Summit League Pitchers of the Week. Under his leadership, Brown has also led players to two Collegiate Baseball Freshmen All-America selections and two College Baseball National Players of the Week.

Not only does Brown produce talent on the field, but also in the classroom. During his tenure at NDSU, Brown has had three NCAA Postgraduate Scholarship Winners, one Senior CLASS Award All-America, one CoSIDA Academic All-America Athlete of the Year, nine CoSIDA Academic All-America selections, 11 CoSIDA Academic All-District selections, one Summit League Scholar-Athlete of the Year, 16 Summit League Academic All-League selections, and was twice honored by NCAA with Public Recognition for perfect APR scores (2012-13 and 2015-16).

The Tucson, Ariz. native, was a left-handed pitcher for the Arizona Wildcats from 1989-94, leading the team in 1992 to a Pac-10 Championship. In 1993 he won six games and saved eight, setting a record with 35 appearances as Arizona fell one game short of Omaha. Brown then made a career out of coaching college ball in the northern tier of the country. He came to NDSU after eight seasons in Ohio as the pitching coach and recruiting coordinator for Bowling Green State University.

During this time, he recruited or helped develop eight players who have reached the major leagues, including former UNM pitching standout Jamie Vermilyea, who played for the Lobos from 2001-03. This list also includes Jay Flaa, who made his MLB debut this year, J.J. Hardy and pitcher Tim Wood from Sabino High School, in Tucson, Ariz., outfielder Shelley Duncan and pitchers Josh Pearce and Ben Diggins at the University of Arizona, and pitcher Burke Badenhop and outfielder Nolan Reimold from Bowling Green.

After two years as the pitching coach at Sabino High School in Tucson, Ariz., Brown began his collegiate coaching career in 1999 as a volunteer assistant for Arizona. He worked with pitchers and catchers and was the first-base coach for the Wildcats, who qualified for an NCAA regional.

Brown was also a head coach for the San Francisco Seals of the California Coastal Collegiate League in the summer of 1999, compiling a 43-29 record and making a fourth-place finish in the National Baseball Congress World Series.

Tod and his wife Janet have a 23-year old son, Brooks, and a 20-year old daughter, Blake.



MICHAEL LOPEZ

ASSISTANT COACH: PITCHING

Michael Lopez, who previously served as head coach at Howard Community College in Big Spring, Texas, joined the Lobos in the 2021-22 season as a pitching coach. Lopez joined the Lobo squad after spending two seasons at the helm of the Howard program, bolstering a 48-19 overall record.

In the second season with Lopez coordinating UNM's pitching, the team's ERA improved from

9.06 to 5.95 — UNM's lowest since 2016. UNM pitchers under Lopez also posted their lowest WHIP (1.59) since 2015 and fewest walks per nine innings (3.20) since 2014 in the process, with RHP Isaac Gallegos selected in the 2023 MLB Draft following the season's completion.

Under Lopez, two Howard Hawks were named to the 2021 All-Region V Baseball Team, including pitcher Kris Anglin, who led the league in strikeouts (103). Howard's Ethan Coombes was second in the league in strikeouts, retiring 82 throughout the season. Prior to becoming the head coach of the Hawks, Lopez spent three years as an assistant coach under previous head coach, Rob Martinez.

During his time at Howard College, Lopez worked primarily with the pitchers and served as the recruiting coordinator. He has had over 40 players sign with Division I

schools during his tenure, three players sign contracts with professional teams, and three players selected as NJCAA All-Americans.

Lopez originally came to Howard College after a one-year stint with a brand-new NAIA program, Marymount California University (MCU). During his one year at MCU, Lopez was named the associate head coach and helped with day-to-day recruiting. In the first year of the program, Lopez helped the Mariners win the CAL PAC Conference Championship and reach the 2016 West Grouping Championship. Lopez had three players selected to the 2016 All-California Pacific Conference Team while also coaching the CAL PAC conference player of the year and the CAL PAC Freshman of the year.

Prior to coaching at Marymount California University, Lopez was the volunteer assistant coach for two seasons at the University of Arizona under head coach Andy Lopez. Lopez assisted with the pitchers during practices and helped run the bullpen during games. Off the field, his job consisted of preparing scouting reports on opposing teams, directing the Andy Lopez Baseball Camp, and assisting with recruiting. Lopez's collegiate career in baseball includes four years (2009-2012) at the University of Arizona. Lopez was named captain of the 2012 team, which won the NCAA National Championship in Omaha, Nebraska.

Lopez graduated from The University of Arizona in 2013 with a bachelor's degree in family studies.



MATT RISDON

ASSISTANT COACH / RECRUITING COORDINATOR

Matt Risdon joined the Lobo Family in 2022 as a volunteer assistant coach, and he currently serves recruiting coordinator and assistant coach. Risdon was previously at Lenoir-Rhyne University for three seasons. Risdon was a Division I catcher at Western Illinois for two seasons and served on the coaching staff for the Fighting Leathernecks from August 2015-July 2019.

Last season, Risdon-coached hitters posted

UNM's highest team batting average since 2013 (.328) — good for best in the conference and No. 3 in NCAA D-I — while leading the MWC in OPS, hits, runs, triples, RBI and home runs. The Lobos' .974 fielding percentage in 2022 was the second-best in program history and best in the MWC, and their 48 double plays turned was the most in the conference.

In 2022, Risdon helped Lenoir-Rhyne University to the best season in program history with a 46-13 overall record and a record 25 wins at home. The Bears would post a 19-game winning streak, the longest in program history, and were ranked as high as

No. 11 in the nation. The Bears would capture just the third SAC Tournament title in program history and advanced to just the second NCAA Tournament appearance in team history. Risdon was the catching coach and assisted with hitting and recruiting. In 2022 the Bears broke multiple offensive records such as: home runs, runs, RBIs, walks, HBPs, hits, as well as many other team records. The Bears season was capped off with their senior catcher, Nick Clarno, signing with the Atlanta Braves.

Risdon began his coaching career as the Director of Baseball Operations with WIU in August 2015 and served in that role for one season before being named the program's graduate assistant. After finishing his Master in Sports Management in May 2017, Risdon earned the title of assistant coach and recruiting coordinator prior to the 2018 campaign. Risdon was primarily responsible for catchers and assisted with hitting and infielders while also serving as the third base coach. Risdon helped with defensive positioning and discussed hitting approach with players during game review. Risdon also helped with administrative duties such as: travel, team meals, fundraising, scouting, and monitoring student-athlete academic eligibility.

Risdon played in 40 career games for Western Illinois. He earned his bachelor's degree in exercise science in 2015.



JUSTIN MITCHELL

ASSISTANT COACH: HITTING

Justin Mitchell joined the Lobo Family in August of 2023 and he serves as assistant coach. He will handle UNM's catchers as well as hitting for head coach Tod Brown.

Mitchell spent the 2023 season as a graduate assistant coach at K-State under Pete Hughes. The 2023 Wildcats went 35-24 and advanced to the semifinals of the Big 12 Championship. His G.A. stint came after he

played one season at K-State, hitting .308 with five homers and 22 RBIs over 52 games, playing catcher as a grad transfer. Mitchell played four seasons at Oklahoma, where he graduated. Over his time he played in 116 games, hitting .261 with two homers and 38 RBIs. He recorded 991 career putouts as a catcher. He graduated from Oklahoma in 2022.

NEW MEXICO 2024 FIELDING STATS

Player	c	po	a	e	fld%	dp	sba	csb	sba%	pb	ci
26 MANSY, Luke	19	8	11	0	1.000	2	0	0	---	0	0
27 LOPEZ, David	13	2	11	0	1.000	0	7	0	1.000	0	0
47 OTT, Ethan	9	9	0	0	1.000	1	0	0	---	0	0
23 JACKSON, Jaren	3	0	3	0	1.000	0	6	1	.857	0	0
39 CASTILLO, Ryan	3	0	3	0	1.000	0	3	1	.750	0	0
31 PENGELLY, Dayne	2	0	2	0	1.000	0	8	1	.889	0	0
19 STILL, Justin	1	1	0	0	1.000	0	1	0	1.000	0	0
29 HARDY, Wyatt	1	1	0	0	1.000	0	1	0	1.000	0	0
43 TRUJILLO, Gene	1	1	0	0	1.000	0	0	0	---	0	0
22 BAKER-LIVINGSTON,Be	1	0	1	0	1.000	0	0	0	---	0	0
48 NEIL, Andrew	1	1	0	0	1.000	0	2	0	1.000	0	0
18 HOLLAND, Jake	241	214	25	2	.992	0	36	6	.857	3	0
30 SPENRATH, Reed	359	335	21	3	.992	35	0	0	---	0	0
11 STEPHENS, Sean	55	53	1	1	.982	0	0	0	---	0	0
24 SMITH, Kyle	96	90	4	2	.979	0	21	0	1.000	0	0
2 WEISSENBORN, Chase	60	18	40	2	.967	15	0	0	---	0	0
8 KINKADE, Konner	118	47	67	4	.966	14	0	0	---	0	0
15 WALKER, Khalil	84	79	2	3	.964	0	0	0	---	0	0
12 ASBY, Will	73	70	0	3	.959	0	0	0	---	0	0
14 CARRIS, Akili	48	14	32	2	.958	0	0	0	---	0	0
3 DIXON, Devon	179	54	116	9	.950	27	0	0	---	0	0
4 WOOD, Tye	57	52	1	4	.930	0	0	0	---	0	0
10 MUNGUJA, Austin	9	8	0	1	.889	0	0	0	---	0	0
9 MCALISTER, Josh	50	7	36	7	.860	5	0	0	---	0	0
34 BARNHOUSE, Josh	6	1	4	1	.833	0	6	1	.857	0	0
40 BANNISTER, Wil	10	3	5	2	.800	0	3	1	.750	0	0
33 PURSER, Daxton	4	0	3	1	.750	0	5	4	.556	0	0
13 RUSSELL, Brett	3	1	1	1	.667	0	10	0	1.000	0	0
35 STEINKAMP, Arthur	7	3	1	3	.571	0	4	0	1.000	0	0
38 LEHMBECK, Blake	0	0	0	0	.000	0	0	0	---	0	0
6 MCBROOM, Brian	0	0	0	0	.000	0	1	0	1.000	0	0
41 ROMERO, Blane	0	0	0	0	.000	0	0	0	---	0	0
17 MOGEN, Cristian	0	0	0	0	.000	0	0	0	---	0	0
Totals	1513	1072	390	51	.966	36	57	9	.864	3	0
Opponents	1463	1051	365	47	.968	34	33	13	.717	3	0

Hitting minimums - 1 Games 1 AB 2.0 AB/Game 1 TPA 2.0 TPA/Game

Pitching minimums - 1 Games 1.0 IP/Game

NEW MEXICO 2024 OVERALL STATS

Record: 23-19 Home: 16-9 Away: 5-8 Neutral: 2-2 MW: 12-9

Player	avg	gp-gs	ab	r	h	2b	3b	hr	rbi	tb	slg%	bb	hp	so	gdp	ob%	sf	sh	sb-att	po	a	e	fld%	
15 WALKER, Khalil	.412	38-31	119	35	49	9	0	2	15	64	.538	25	2	17	0	.517	1	6	2-5	79	2	3	.964	
18 HOLLAND, Jake	.370	33-32	127	36	47	14	1	13	48	102	.803	11	3	26	5	.415	6	0	0-0	214	25	2	.992	
30 SPENRATH, Reed	.348	42-41	161	42	56	16	4	9	35	107	.665	31	2	46	0	.459	0	0	4-4	335	21	3	.992	
12 ASBY, Will	.341	42-40	164	45	56	14	2	10	47	104	.634	23	6	19	0	.431	4	1	1-2	70	0	3	.959	
8 KINKADE, Konner	.327	35-27	110	24	36	6	0	0	26	42	.382	13	7	15	3	.421	3	4	1-1	47	67	4	.966	
4 WOOD, Tye	.309	39-37	123	33	38	6	2	2	26	54	.439	28	12	29	4	.470	3	0	12-15	52	1	4	.930	
24 SMITH, Kyle	.303	28-22	89	26	27	8	0	2	19	41	.461	13	8	14	4	.432	1	0	1-2	90	4	2	.979	
9 MCALISTER, Josh	.284	25-22	88	18	25	3	1	5	17	45	.511	12	1	28	2	.373	1	2	3-3	7	36	7	.860	
3 DIXON, Devon	.240	41-37	129	29	31	7	1	3	23	49	.380	23	2	29	6	.361	1	1	1-1	54	116	9	.950	

43 TRUJILLO, Gene	.361	19-7	36	11	13	3	0	4	12	28	.778	6	1	13	0	.455	1	0	0-0	1	0	0	1.000	
47 OTT, Ethan	.328	21-16	58	12	19	4	0	2	15	29	.500	11	4	19	0	.459	1	0	0-0	9	0	0	1.000	
2 WEISSENBORN, Chase	.309	17-17	55	5	17	3	0	1	15	23	.418	6	2	16	0	.397	0	0	0-0	18	40	2	.967	
11 STEPHENS, Sean	.305	33-21	82	14	25	2	2	0	13	31	.378	13	5	15	2	.430	0	0	8-13	53	1	1	.982	
14 CARRIS, Akili	.299	23-21	77	18	23	5	0	0	18	28	.364	6	0	18	1	.345	1	2	0-0	14	32	2	.958	
10 MUNGUIA, Austin	.250	6-0	4	0	1	0	0	0	0	1	.250	0	0	2	0	.250	0	0	0-0	8	0	1	.889	
26 MANSY, Luke	.194	14-7	31	8	6	1	0	0	3	7	.226	12	0	5	0	.419	0	1	0-0	8	11	0	1.000	
48 NEIL, Andrew	.000	3-0	0	2	0	0	0	0	0	0	.000	0	0	0	0	.000	0	0	0-0	1	0	0	1.000	
Totals	.323	42	1453	358	469	101	13	53	332	755	.520	233	55	311	27	.429	23	17	33-46	1072	390	51	.966	
Opponents	.328	42	1517	366	498	116	21	58	334	830	.547	193	55	317	31	.418	21	11	57-66	1051	365	47	.968	

LOB - Team (372), Opp (359). DPs turned - Team (36), Opp (34). IBB - Team (3), MCALISTER, J 2, SPENRATH, R. 1. Picked off - WALKER, K. 2, STEPHENS, S. 2, WOOD, T. 1, WEISSENBORN 1.

(All games Sorted by Earned run avg)

Player	era	w-l	app	gs	cg	sho	sv	ip	h	r	er	bb	so	2b	3b	hr	b/avg	wp	hp	bks	sfa	sha
40 BANNISTER, Wil	5.10	2-0	17	5	0	0/0	3	42.1	47	26	24	19	26	9	2	4	.275	4	5	0	1	1
27 LOPEZ, David	8.49	3-2	10	8	0	0/0	0	46.2	68	49	44	18	31	16	1	8	.338	3	5	0	1	4

17 MOGEN, Cristian	0.00	1-0	1	0	0	0/0	0	2.0	2	0	0	0	0	1	0	0	.250	0	0	0	0	0
22 BAKER-LIVINGSTON,Be	3.00	0-0	2	2	0	0/0	0	6.0	6	2	2	1	8	1	0	0	.286	1	2	0	1	0
19 STILL, Justin	6.23	1-0	13	0	0	0/0	1	13.0	15	11	9	15	11	2	1	1	.306	2	3	0	1	0
33 PURSER, Daxton	6.39	0-2	9	6	0	0/0	0	31.0	32	25	22	25	32	8	1	2	.264	3	7	2	0	1
13 RUSSELL, Brett	6.39	4-0	12	4	0	0/0	0	38.0	38	29	27	10	32	10	2	6	.255	5	5	0	1	0
31 PENGELLY, Dayne	8.27	3-4	9	7	0	0/0	0	32.2	54	39	30	24	38	13	3	6	.362	10	5	2	1	2
35 STEINKAMP, Arthur	8.38	2-1	17	0	0	0/0	0	29.0	46	31	27	12	17	14	4	2	.357	3	4	0	2	0
34 BARNHOUSE, Josh	8.64	2-2	16	4	0	0/0	1	33.1	48	34	32	16	33	12	1	9	.345	2	2	0	4	2
6 MCBROOM, Brian	9.19	1-0	17	0	0	0/0	3	15.2	20	16	16	8	11	4	1	4	.303	0	4	1	2	0
23 JACKSON, Jaren	10.44	3-5	17	2	0	0/0	1	35.1	61	43	41	21	39	11	1	10	.379	4	6	0	4	1
39 CASTILLO, Ryan	12.18	1-2	7	2	0	0/0	0	17.0	31	25	23	4	20	9	2	2	.403	3	4	0	2	0
38 LEHMBECK, Blake	13.50	0-0	2	0	0	0/0	0	2.0	6	3	3	1	2	2	1	0	.500	2	0	0	0	0
48 NEIL, Andrew	18.00	0-0	5	1	0	0/0	0	4.0	3	11	8	13	5	0	1	0	.200	3	3	1	1	0
29 HARDY, Wyatt	20.00	0-1	8	1	0	0/0	1	9.0	21	20	20	4	12	4	0	4	.438	1	0	0	0	0
41 ROMERO, Blane	54.00	0-0	1	0	0	0/0	0	0.1	0	2	2	2	0	0	0	0	.000	0	0	0	0	0
Totals	8.29	23-19	42	42	0	0/0	10	357.1	498	366	329	193	317	116	21	58	.328	46	55	6	21	11
Opponents	8.14	19-23	42	42	1	1/0	6	350.1	469	358	317	233	311	101	13	53	.323	42	55	5	23	17

PB - Team (3), HOLLAND, J. 3, Opp (3). Pickoffs - Team (4), PURSER, D. 1, BARNHOUSE, J 1, RUSSELL, B. 1, BANNISTER, W 1, Opp (6). SBA/ATT - HOLLAND, J. (36-42), SMITH, K. (21-21), RUSSELL, B. (10-10), PENGELLY, D. (8-9), PURSER, D. (5-9), BARNHOUSE, J (6-7), LOPEZ, D. (7-7), JACKSON, J. (6-7), CASTILLO, R. (3-4), BANNISTER, W (3-4), STEINKAMP, A (4-4), NEIL, A. (2-2), MCBROOM, B. (1-1), STILL, J. (1-1), HARDY, W. (1-1).