



NEW MEXICO LOBOS

2024 BASEBALL GAME NOTES

X @UNMLOBOSBASEBALL | #GOLOBOS | GOLOBOS.COM

GAMES 35: VS. CSU-PUEBLO, APRIL 16



NEW MEXICO (17-17, 8-7 MW)

Head Coach: Tod Brown (64-75, 3rd season) [405-425 overall]
2024 Home: 12-9 | 2024 Away: 3-6 | 2024 Neutral: 2-2 | Streak: W1
2023 Record: 26-25 (13-17 Mountain West)



VS CSU-PUEBLO (23-17, 12-12 RMAC)

Head Coach: Bobby Applegate
2024 Home: 12-8 | 2024 Away: 11-9 | 2024 Neutral: 0-0 | Streak: W1
2023 Record: 22-31 (17-15 RMAC)

PROBABLE STARTERS

TM	NO.	NAME	W-L	APP-GS	ERA	IP	SO	BB
CSUP	33	Nick Perry, RHP	3-1	8-8	3.74	45.2	48	12
UNM	34	Josh Barnhouse, RHP	1-2	10-1	9.30	20.1	21	13

LEADING OFF...

- Fresh off a Sunday win over Mountain West-leading Fresno State that snapped their longest losing streak of the season, the New Mexico Lobos (17-17, 8-7 MW) play host to D-II CSU Pueblo (23-17) at Santa Ana Star Field in midweek action on Tuesday night.
- The Lobos handed the Bulldogs (25-10, 14-4 MW) their first conference loss in their last 11 games to get back in the win column after an eight-game skid – their only losing streak of more than two games this season. They remain in third place in the league standings going into a pivotal weekend series on the road against a second-place Air Force team that took a series from No. 15 Dallas Baptist at home last weekend.
- UNM will host the Thunderwolves for the second year in a row after splitting two games with them last season in Albuquerque (8-7, 6-8) in their first meeting since 1994. The Lobos are 23-6 against CSU-Pueblo all-time in a series that dates back to 1968, with all 29 matchups taking place in Albuquerque.
- Tuesday is Jackie Robinson Day and Lobos Love Pink Day at Santa Ana Star Field, with #42 commemorative stickers free to all fans and a special first pitch ceremony.

ALL-TIME SERIES

UNM leads the all-time series against CSU-Pueblo (formerly Southern Colorado) 23-6, with all 29 games being played in Albuquerque. Last season was the first time the two teams squared off since 1994 – they split a pair of games at home April 11-12, 2023, with UNM taking the first (8-7) before falling in the second, 6-8. UNM has

won eight of the last 10 meetings.

ON DECK

The Lobos hit the road to continue Mountain West play next weekend on the road at second-place Air Force (15-19, 8-6 MW) April 19-21 at the U.S. Air Force Academy in Colorado Springs, Colo. The Falcons are coming off a loud series win over then-No. 15 Dallas Baptist, walking off the Patriots in the finale for a 7-5 win to seal the series.

LAST TIME OUT

UNM snapped an eight-game losing streak with a 6-2 win over MW-leading Fresno State on Sunday, scoring the final four runs of the game behind impressive outings on the mound from David Lopez (7 IP, 4 H, 2 ER, 1 BB, 3 K) and Wil Bannister (2 IP, 0 H, 0 R, 1 BB, 1 K) to hand the Bulldogs (25-10, 14-4 MW) their first conference loss in their last 11.

The Lobos got back in the win column after their longest losing streak of the season brought them below .500 for the first time since the first weekend of the season in February – they remain in third place in the Mountain West standings at the halfway point in league play. UNM has only played three games in which the Lobos come in with a winning percentage below .500 this season – they're 3-0 in those games.

Jake Holland hit his 13th homer of the season – and third in the last 24 hours – to put UNM up by one early and Reed Spenrath hit his seventh of the year to lead an eight-hit day for UNM. On the weekend, Holland went 7-for-14 with nine RBI, three home runs and a triple, good for a 1.286 slugging percentage and 1.849 OPS – he is now riding the longest hit streak on the team at six games and leads the Mountain West in home runs (13).

CONTINUED ON PAGE 2

2024 SCHEDULE

HOME: 12-9 AWAY: 3-6 NEUTRAL: 2-2

DATE	OPPONENT	TIME/RESULT
2/16	Oregon State [^]	L, 6-15
2/17	CSU Bakersfield [^]	W, 4-3
2/18	Minnesota [^]	L, 2-11
2/19	CSU Bakersfield [^]	W, 6-2
2/22	S. Dakota St.	L, 5-11
2/23	S. Dakota St.	W, 12-11
2/24	S. Dakota St.	W, 9-8
2/24	S. Dakota St.	W (7), 13-2
3/1	Hofstra	L, 9-10
3/2	Hofstra	L, 15-16
3/2	Hofstra	W, 11-7
3/3	Hofstra	W, 9-6
3/5	Texas Tech	L, 8-11
3/8	UNLV*	W, 7-6
3/9	UNLV*	W, 31-15
3/10	UNLV*	W, 6-5
3/12	Arizona State	W, 6-4
3/15	Nevada*	L, 2-13
3/16	Nevada*	L, 3-4
3/17	Nevada*	W, 10-8
3/19	New Mexico St.	W (7), 14-4
3/22	San Jose St.*	L, 13-16
3/23	San Jose St.*	W, 7-5
3/24	San Jose St.*	W (7), 17-4
3/28	San Diego St.*	W, 5-2
3/29	San Diego St.*	L, 6-8
3/30	San Diego St.*	L (7), 0-13
4/2	Arizona	L, 1-9
4/5	Sam Houston St.	L, 14-23
4/7	Sam Houston St.	L, 3-14
4/9	New Mexico St.	L, 2-10
4/12	Fresno State*	L, 5-10
4/13	Fresno State*	L, 19-23
4/14	Fresno State*	W, 6-2
4/16	CSU-Pueblo	6 p.m. ◀
4/19	Air Force*	3:05 p.m.
4/20	Air Force*	1:05 p.m.
4/21	Air Force*	12:05 p.m.
4/23	Texas Tech	1 p.m.
4/26	San Diego St.*	6 p.m.
4/27	San Diego St.*	2 p.m.
4/28	San Diego St.*	12 p.m.
4/30	New Mexico St.	6 p.m.
5/3	UNLV*	7:05 p.m.
5/4	UNLV*	3:05 p.m.
5/5	UNLV*	1:05 p.m.
5/7	New Mexico St.	6 p.m.
5/10	Nevada*	6 p.m.
5/11	Nevada*	2 p.m.
5/12	Nevada*\$	12 p.m.
5/16	San Jose St.*	7:05 p.m.
5/17	San Jose St.*	3:05 p.m.
5/18	San Jose St.*	1:05 p.m.

[^] - Sanderson Ford College Baseball Classic

* - Mountain West Conference Game

\$ - Senior Day

Home Games in **Bold**



1962	2010	2011
2012	2013	2016

REGIONAL APPEARANCES



1962	2000	2011
2011	2012	2013
2014	2016	2017

REGULAR SEASON CHAMPIONS
TOURNAMENT CHAMPIONS

UNIVERSITY OF NEW MEXICO

Location	Albuquerque, N.M.
Founded	1889
Enrollment	8,800
Nickname	Lobos
Colors	Cherry and Silver
Affiliation	NCAA Division I
Conference	Mountain West
President	Garnett Stokes
Director of Athletics	Eddie Nunez
Faculty Representative	Karen Gaudreault
Athletic Dept. Phone	(505) 925-5521
Ticket Operations	(505) 925-5627

BASEBALL STADIUM

Home Field	Santa Ana Star Field
Capacity	1,000
Dimensions	338 (LF); 408 (LC); 420 (CF); 408 (RC) 338 (RF)

UNM BASEBALL HISTORY

First Season	1899
Overall Record	1,950-1,806-18 (.519)
Overall MW Record	345-267-1 (.564)
Years in NCAA Postseason	6 (1962, 2010, '11, '12, '13, '16)
Conference Titles	7 (1962, 2000, '11, '12, '13, '14, '17)
Conference Tournament Titles	3 (2011, '12, '16)

COACHING STAFF

Head Coach	Tod Brown
Phone	(505) 925-5500
Email	todbrown21@unm.edu
Years at UNM	3rd season
Record at UNM	64-75 (3 yr.)
Overall Record	405-425 (17 yrs.)
Pitching Coach	Michael Lopez
Phone	(505) 925-5500
Email	mlopez41@unm.edu
Years at UNM	3rd season
Asst. Coach/Recruiting Coord.	Matt Risdon
Phone	(847) 630-6105
Email	mrison@unm.edu
Years at UNM	2nd season
Assistant Coach/Hitting	Justin Mitchell
Years at UNM	1st season
Athletic Trainer	Robert Rimorin

2023 REVIEW

Overall Record	26-25
MWC Record (Finish)	13-17 (5th)
Home Record	17-10
Away Record	6-14
Neutral Record	3-1
Starters Returning/Lost	7/6
Pitchers Returning/Lost	8/8
Letterwinners Returning/Lost	15/19
Newcomers	24

Spenrath finished with a team-high two RBI and Akili Carris was the only player on either team to finish with multiple hits after singling twice and scoring a run. Four other Lobos – Will Asby (1 RBI), Tye Wood (1 HBP), Devon Dixon and Khalil Walker (1 R, 1 BB) picked up a knock each. After a six-game hitless streak, Dixon has now hit safely in three straight, with Asby finishing with five hits this weekend after going hitless in four of his last five prior.

“Huge win for us because we’ve been on a little bit of a losing streak,” said Spenrath. “It might not have looked like it, but the last two games we came together as a family ... not as individuals, but as a team.

“This is a big one for us, just to see it in the win column and know we can still do it – we’re gonna take that with us to Tuesday’s game and at Air Force.”

SCOUTING THE PACK

Despite winning five of their last seven with back-to-back weekend series wins over No. 11 Colorado Mesa and Colorado Christian, the Pack remains in sixth place in the D-II RMAC league standings with three weeks left in the regular season. They’re batting .326 as a team with four qualified players batting above a .320 clip and all of their top seven hitters by average above .296, good for an average of 9.45 hits and 12.07 runs per nine innings. Pueblo touts a 7.13 team ERA with nine pitchers having thrown at least 15 innings.

MOUNTAIN WEST BY THE NUMBERS

– Through 34 games played, the Lobos have the fifth-best RPI in the MW (214) behind Fresno State (97), Air Force (105), San Jose State (205) and Nevada (206). They are 4-5 against Fresno, Nevada and San Jose so far this season and have yet to play Air Force. Despite and eight-game skid that they snapped on Sunday, the Lobos remain in third place in the league standings and are only half a game behind second-place Air Force (15-19, 8-6 MW).

– At 17-17 overall, the Lobos have the second-most wins in the conference behind Fresno State (25) and UNLV (19).

– Through 34 games, the Lobos lead the Mountain West in 7 statistical categories:

- Batting Average (.315)
- Slugging Percentage (.508)
- On Base Percentage (.426)
- Runs Scored (286)
- Runs Batted In (266)
- Walks (193)
- Double Plays (33)

They rank second in the league in six more:

- Saves (8)
- Total Bases (598)
- Home Runs (41)
- Hits (371)
- Stolen Bases (30)
- Stolen Bases (28)

BROWN BREAKS 400

UNM’s 10-8 win over Nevada on March 17 was the 400th of UNM Head Coach Tod Brown’s career (North Dakota State 2008-2021, UNM 2022-present) — he’s one of only three UNM coaches to surpass 400 wins in their careers, trailing only Rich Alday (515-313 [1990-2007]) and Ray Birmingham (414-341 [2008-2020]) — the second and third-longest tenured Lobo Baseball coaches in program history — for the most career wins. Brown has posted a 64-75 record since becoming UNM’s 12th Baseball coach in the summer of 2021 and is 405-425 (.491) in his career as a Head Coach.

SEEING DOUBLE

The Lobos have excelled at getting two for one this season, ranking No. 16 in NCAA D-I in double plays

CONTINUED ON PAGE 3

THROUGH THE (POSSIBLE) LINEUP

NO.	PLAYER	POS	YR	B/T	BA	HR	RBI	AB	H	2B	3B	SB/SBA
15	Khalil Walker	OF	JR	L/L	.345	0	11	87	30	5	0	1-4
12	Will Asby	OF	SR	L/R	.297	7	31	118	35	11	1	1-1
18	Jake Holland	C	SR	R/R	.373	10	36	83	31	13	0	0-0
30	Reed Spenrath	1B	SR	L/R	.353	6	25	116	41	11	4	4-4
4	Tye Wood	OF	JR	S/L	.288	2	16	80	23	4	0	9-11
47	Ethan Ott	DH	JR	R/R	.333	2	14	51	17	4	0	0-0
9	Josh McAlister	INF	JR	R/R	.292	3	13	65	19	3	1	3-3
3	Devon Dixon	INF	SR	R/R	.218	2	16	101	22	5	0	1-1
14	Akili Carris	INF	SO	R/R	.291	0	14	55	16	5	0	0-0

OTHER KEY HITTERS

NO.	PLAYER	POS	YR	B/T	BA	HR	RBI	AB	H	2B	3B	SB/A
11	Sean Stephens	OF	SR	R/R	.320	0	11	75	24	1	2	8-13
8	Konner Kinkade	INF/OF	SR	R/R	.323	0	17	62	20	2	0	0-0
2	Chase Weissenborn	INF	SR	R/R	.279	0	7	43	12	3	0	0-0
24	Kyle Smith	C/DH	SR	R/R	.322	2	16	59	19	8	0	1-2
26	Luke Mansy	INF	SO	L/R	.194	0	3	31	6	1	0	0-0
43	Gene Trujillo	DH	FR	L/R	.500	3	9	22	11	2	0	0-0

PRESEASON MWC COACHES’ POLL

2024 Predicted Order of Finish

RANK	SCHOOL	POINTS
1.	San José State (4)	33
2.	Fresno State (2)	28
3.	Air Force (1)	27
4.	San Diego State	19
5.	New Mexico	15
5.	UNLV	15
7.	Nevada	10

PRESEASON ALL-MOUNTAIN WEST

Name	Yr.	Pos.	Institution
Sam Kulasingam	Sr.	INF	Air Force
Jay Thomson	Sr.	INF	Air Force
Jake Dixon	GR.	P	Fresno State
Murf Gray	So.	INF	Fresno State
Tommy Hopfe	Jr.	UTL	Fresno State
Reed Spenrath	Sr.	INF	New Mexico
Chris Canada	Jr.	P	San Diego State
Omar Serrano	Jr.	P	San Diego State
Hunter Dorraugh	Sr.	INF	San José State
Robert Hamchuk	Sr.	OF	San José State
Theo Hardy	Sr.	INF	San José State
Mickey Thompson	Sr.	P	San José State
Rylan Charles	Sr.	OF	UNLV

2024 NEW MEXICO BASEBALL ROSTER

NO.	NAME	POS.	HT.	WT.	B/T	YR.	HOMETOWN/PREV SCHOOL
1	Jordan Martinez	RHP	5-11	185	R/R	SO	Albuquerque, NM / Sandia HS
2	Chase Weissenborn	INF	5-11	185	R/R	SR	Albuquerque, NM / Albuquerque Academy
3	Devon Dixon	INF	6-1	185	R/R	SR	Phoenix, AZ / Mountain Pointe HS / C. Arizona Coll.
4	Tye Wood	OF	5-11	185	S/L	JR	Gardner, KS / Gardner Edgerton HS / Iowa Western
5	Cooper Brass	INF	5-10	170	R/R	FR	Chandler, AZ / Hamilton HS
6	Brian McBroom	RHP	6-0	180	R/R	SR	Oakley, CA / Freedom HS / Howard Coll.
7	Derek Montijo	INF/OF	6-0	175	R/R	FR	Rio Rico, AZ / Nogales HS
8	Konner Kinkade	INF	5-10	190	R/R	SR	Pullman, WA / Pullman HS / CSU Bakersfield / Orange Coast Coll.
9	Josh McAlister	INF	6-2	185	R/R	JR	Homewood, IL / Flossmoor HS / Ohio State
10	Austin Munguia	C	5-10	190	R/R	JR	Round Rock, TX / Round Rock HS / Cisco College
11	Sean Stephens	OF	5-11	190	R/R	SR	Forney, TX / Forney HS / Odessa College
12	Will Asby	OF	5-11	200	L/R	SR	Sacramento, CA / Jesuit HS / Sacramento City Coll. / San Francisco
13	Brett Russell	RHP	6-0	200	R/R	SR	Enid, OK / Enid HS / Seminole St. Coll.
14	Akili Carris	INF	6-2	185	R/R	SO	Albuquerque, NM / La Cueva HS
15	Khalil Walker	OF	5-10	170	L/L	JR	Mansfield, TX / Mansfield Timberview HS / E. Arizona Coll.
17	Cristian Mogen	RHP	6-0	180	R/R	FR	Peoria, AZ / Centennial HS
18	Jake Holland	C	6-4	235	R/R	SR	Orlando, FL / Montverde Academy / Georgia Tech / Chipola Coll.
19	Justin Still	LHP	6-3	215	L/L	JR	Chandler, AZ / Perry HS
20	Luke Banister	C	5-10	200	R/R	JR	Round Rock, TX / Hutto HS / Temple Coll. / Cleveland Coll.
22	Ben Baker-Livingston	RHP	6-2	185	R/R	JR	Richardson, TX / Plano East HS
23	Jaren Jackson	LHP	6-3	225	L/L	SR	Albuquerque, NM / Cleveland HS / Pima CC
24	Kyle Smith	C	6-0	205	R/R	SR	Wilmington, NC / New Hanover HS / St. Johns River St. Coll.
25	Luke Wiseman	RHP	6-0	215	R/R	JR	Wylie, TX / Wylie HS / Odessa Coll.
26	Luke Mansy	INF/OF	5-10	180	L/R	SO	San Diego, CA / St. Augustine HS / Santa Clara / Grossmont Coll.
27	David Lopez	RHP	6-2	220	R/R	JR	Mission, TX / Sharyland Pioneer HS / Wharton County JC
29	Wyatt Hardy	RHP	6-2	185	R/R	JR	Valor, CO / Valor Christian / Pima CC
30	Reed Spenrath	1B/OF	6-5	230	L/R	SR	El Campo, TX / El Campo HS / Texas A&M / Cisco Coll. / TCU
31	Dayne Pengelly	RHP	6-2	195	L/R	JR	Rio Rancho, NM / Cleveland HS / Pima CC
33	Daxton Purser	LHP	6-1	225	L/L	JR	Providence, UT / Ridgeline HS / Salt Lake CC
34	Josh Barnhouse	RHP	6-5	220	R/R	JR	Prosper, TX / Prosper HS / Crowder College
35	Arthur Steinkamp	LHP	6-0	180	L/L	SR	Los Alamos, NM / Los Alamos HS
38	Blake Lehmbeck	RHP	6-1	195	R/R	FR	Tucson, AZ / Canyon Del Oro HS
39	Ryan Castillo	RHP	6-2	180	R/R	FR	Los Lunas, NM / Los Lunas HS
40	Wil Bannister	RHP	6-3	205	R/R	SR	Las Cruces, NM / Centennial HS / New Mexico St. / Pima CC
41	Blane Romero	RHP	6-0	180	R/R	SR	Spring, TX / Oak Ridge HS / Sam Houston St.
43	Gene Trujillo	1B	6-5	230	L/R	FR	Albuquerque, NM / St. Pius X
44	Vascon Smith	OF	6-0	185	R/R	FR	Rio Rancho, NM / Rion Rancho HS
47	Ethan Ott	1B/OF	6-2	215	R/R	JR	Chesapeake, VA / Greenbriar Christian Academy / UNC Pembroke
48	Andrew Neil	RHP/INF	5-11	185	L/R	JR	Oakley, CA / Freedom HS / Folsom Lake CC
49	Cayne Killion	LHP	6-0	200	L/L	FR	Mesa, AZ / Red Mountain HS

COACHING STAFF

HEAD COACH: Tod Brown (3rd season)

ASSISTANT COACH/PITCHING: Michael Lopez (3rd season)

ASSISTANT COACH/RECRUITING COORDINATOR: Matt Risdon (2nd season)

ASSISTANT COACH/HITTING: Justin Mitchell (1st season)

PRONUNCIATIONS

2 – WIZE-en-born

3 – DEVV-in

7 – mon-TI-HO

8 – kinn-KADE

9 – micALister

10 – mun-jee-yuh

14 – uh-KILL-ee

15 – Kuhleel

17 – Mow-gen

27 – Dah-veed

31 – Pen-GHELL-ee

35 – stine-camp

38 – lem-beck

43 – Tru-hee-yo

44 – vas-kun

48 – neal

2024 NEW MEXICO OVERALL STATS

Record: 16-15 Home: 11-7 Away: 3-6 Neutral: 2-2 MW: 7-5

Date	Opponent	Score	Player	avg	slug	ob%	g	ab	r	h	2b	3b	hr	rbi	bb	so	sb	cs	e
2/16	vs #7 Oregon State	L 6-15	HOLLAND, Jake	.373	.892	.412	23	83	23	31	13	0	10	36	7	18	0	0	2
2/17	vs CSU Bakersfield	w 4-3	SPENRATH, Reed	.353	.672	.468	31	116	28	41	11	4	6	25	24	30	4	0	3
2/18	vs Minnesota	L 2-11	WALKER, Khalil	.345	.402	.453	27	87	25	30	5	0	0	11	17	14	1	3	3
2/19	vs CSU Bakersfield	w 6-2	KINKADE, Konner	.328	.359	.444	24	64	14	21	2	0	0	17	10	14	0	0	4
2/22	SOUTH DAKOTA STATE	L 5-11	STEPHENS, Sean	.312	.377	.436	26	77	11	24	1	2	0	11	12	13	8	5	1
2/23	SOUTH DAKOTA STATE	w 12-11	ASBY, Will	.297	.585	.404	31	118	32	35	11	1	7	31	17	16	1	0	3
2/24	SOUTH DAKOTA STATE	w 9-8	MCALISTER, Josh	.292	.508	.378	19	65	14	19	3	1	3	13	8	18	3	0	5
2/24	SOUTH DAKOTA STATE	w 13-2	WOOD, Tye	.288	.413	.504	28	80	27	23	4	0	2	16	25	20	9	2	3
3/1	HOFSTRA	L 9-10	DIXON, Devon	.218	.327	.344	30	101	20	22	5	0	2	16	18	25	1	0	6
3/2	HOFSTRA	L 15-16	-----																
3/2	HOFSTRA	w 11-7	TRUJILLO, Gene	.423	.846	.484	12	26	10	11	2	0	3	9	3	8	0	0	0
3/3	HOFSTRA	w 9-6	OTT, Ethan	.333	.529	.462	17	51	10	17	4	0	2	14	10	18	0	0	0
3/5	#17 TEXAS TECH	L 8-11	MUNGUIA, Austin	.333	.333	.333	5	3	0	1	0	0	0	0	0	1	0	0	0
*3/9	UNLV	w 7-6	SMITH, Kyle	.311	.541	.425	19	61	17	19	8	0	2	16	8	13	1	1	2
*3/9	UNLV	w 31-15	CARRIS, Akili	.291	.382	.344	16	55	13	16	5	0	0	14	5	13	0	0	1
*3/10	UNLV	w 6-5	WEISSENBORN, C	.279	.349	.340	13	43	2	12	3	0	0	7	4	12	0	0	2
3/12	at Arizona State	w 6-4	MANSY, Luke	.194	.226	.419	14	31	8	6	1	0	0	3	12	5	0	0	0
*3/15	at Nevada	L 2-13	NEIL, Andrew	.000	.000	.000	2	0	2	0	0	0	0	0	0	0	0	0	0
*3/16	at Nevada	L 3-4	Totals	.309	.502	.423	31	1061	256	328	78	8	37	239	180	238	28	11	42
*3/17	at Nevada	w 10-8	Opponents	.340	.558	.429	31	1125	276	382	91	16	41	253	145	242	44	8	38
3/19	NEW MEXICO STATE	w 14-4																	
*3/22	SAN JOSE STATE	L 13-16	LOB - Team (274), Opp (277). DPs turned - Team (31), Opp (24). IBB - Team (2), SPENRATH, R. 1, MCALISTER, J 1. Picked off - STEPHENS, S. 2, WALKER, K. 2, WEISSENBORN 1, WOOD, T. 1.																
*3/23	SAN JOSE STATE	w 7-5																	
*3/23	SAN JOSE STATE	w 17-4																	
*3/28	at San Diego State	w 5-2																	
*3/29	at San Diego State	L 6-8	Player	era	w-l	app	gs	cg	sh	sv	ip	h	r	er	bb	so	avg	hr	
*3/29	at San Diego State	L 0-13	PURSER, Daxton	6.39	0-2	9	6	0	0	0	31.0	32	25	22	25	32	.264	2	
4/2	at Arizona	L 1-9	LOPEZ, David	8.10	2-1	8	6	0	0	0	36.2	55	37	33	16	24	.348	4	
4/5	SAM HOUSTON	L 14-23	-----																
4/7	SAM HOUSTON	L 3-14	MOGEN, Cristian	0.00	1-0	1	0	0	0	0	2.0	2	0	0	0	0	.250	0	
4/9	at New Mexico State	L 2-10	BAKER-LIVINGSTON	3.00	0-0	2	2	0	0	0	6.0	6	2	2	1	8	.286	0	
			STILL, Justin	3.75	1-0	10	0	0	0	1	12.0	13	7	5	11	10	.295	1	
			BANNISTER, Wil	6.52	1-0	10	5	0	0	0	29.0	43	23	21	13	19	.336	2	
			PENGELLY, Dayne	8.24	3-2	6	4	0	0	0	19.2	37	25	18	14	24	.394	2	
			RUSSELL, Brett	8.55	2-0	9	1	0	0	0	20.0	21	21	19	7	20	.269	2	
			MCBROOM, Brian	9.00	1-0	11	0	0	0	3	11.0	16	11	11	4	10	.327	4	
			STEINKAMP, Arthur	9.16	1-1	11	0	0	0	0	18.2	30	21	19	7	11	.353	2	
			BARNHOUSE, Josh	9.43	1-2	11	1	0	0	1	21.0	31	24	22	13	22	.348	7	
			CASTILLO, Ryan	9.92	1-2	6	2	0	0	0	16.1	25	20	18	4	19	.362	2	
			JACKSON, Jaren	10.12	2-4	10	2	0	0	1	26.2	45	32	30	14	28	.378	10	
			LEHMBECK, Blake	13.50	0-0	2	0	0	0	0	2.0	6	3	3	1	2	.500	0	
			HARDY, Wyatt	21.13	0-1	7	1	0	0	1	7.2	19	18	18	4	11	.452	3	
			NEIL, Andrew	22.50	0-0	3	1	0	0	0	2.0	1	5	5	9	2	.143	0	
			ROMERO, Blane	54.00	0-0	1	0	0	0	0	0.1	0	2	2	2	0	.000	0	
			Totals	8.48	16-15	31	31	0	0	7	262.0	382	276	247	145	242	.340	41	
			Opponents	7.74	15-16	31	31	1	1	5	258.0	328	256	222	180	238	.309	37	

* = Conference game

PB - Team (3), HOLLAND, J. 3, Opp (3). Pickoffs - Team (4), PURSER, D. 1, BARNHOUSE, J 1, RUSSELL, B. 1, BANNISTER, W 1, Opp (6). SBA/ATT - HOLLAND, J. (23-28), SMITH, K. (21-21), PURSER, D. (5-9), LOPEZ, D. (7-7), RUSSELL, B. (6-6), PENGELLY, D. (5-5), JACKSON, J. (4-5), CASTILLO, R. (3-4), BARNHOUSE, J (3-4), STEINKAMP, A (4-4), BANNISTER, W (2-3), NEIL, A. (2-2), STILL, J. (1-1), MCBROOM, B. (1-1), HARDY, W. (1-1).

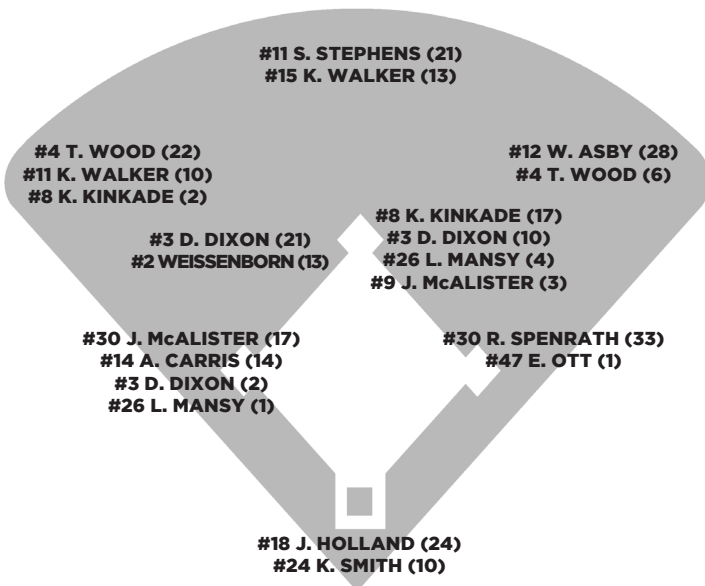
Score by innings	1	2	3	4	5	6	7	8	9	EX	Total
New Mexico	20	37	34	33	31	38	29	22	11	1	256
Opponents	42	45	22	39	35	27	24	25	15	2	276

Win-loss breakouts: Day 13-8; Night 3-7; vs Left 3-4; vs Right 13-11;
 1-run games 5-3; 2-run games 3-1; 5+run games 4-9; Extra inns 0-1; Shutouts 0-1.
 Current streak: Lost 6; Longest winning streak: 4; Longest losing streak: 6.
 Attendance: Home 7701 (avg 481); Away 14934 (avg 1148); Total 22635 (avg 780).

THE WEEK AHEAD

MONDAY	TUESDAY	WEDNESDAY	THURSDAY	FRIDAY	SATURDAY	SUNDAY
15	16	17	18	19	20	21
	 VS. CSU PUEBLO 6 P.M. MT SANTA ANA STAR FIELD ALBUQUERQUE, N.M.			 AT AIR FORCE 3 P.M. MT ERDLIE FIELD U.S. AFA, COLO.	 AT AIR FORCE 1 P.M. MT ERDLIE FIELD U.S. AFA, COLO.	 AT AIR FORCE 12 P.M. MT ERDLIE FIELD U.S. AFA, COLO.

DEFENSIVE STARTERS BY POSITION



COACH BROWN VS. 2024 OPPONENTS

OPPONENT	OVERALL	UNM	LAST
Air Force	6-6	6-6	4/23/23
Arizona	2-13	1-3	4/2/24
Arizona State	2-1	2-1	3/23/22
Colorado State-Pueblo	1-1	1-1	4/12/23
CSU Bakersfield	2-0	2-0	2/19/24
Fresno State	8-7	8-7	4/14/24
Hofstra	2-2	2-2	3/3/24
Minnesota	11-17	1-1	2/18/24
Nevada	7-6	6-6	3/17/24
New Mexico State	7-3	7-3	4/9/24
Northern Colorado	20-14	0-0	2/25/23
Oregon State	1-5	1-4	2/19/23
Sam Houston	0-2	0-2	4/7/24
San Diego State	1-11	1-11	3/29/24
San Jose State	5-7	5-7	3/24/24
South Dakota State	34-36	3-1	2/24/2
Texas Tech	2-4	2-4	3/5/24
UNLV	5-7	5-7	3/10/24

per game (.97) and No. 15 in doubles per game (2.47). They rank 17th in total DP (33) and 16th in total doubles (84) -- one of three MW teams that rank among the Top 20 in the nation in two-baggers.

DIGGING THE LONG BALL

The Lobos found a penchant for the long ball in the month of March -- after homering four times in their first eight games, they've connected on 37 for a total of 65 RBI since March 1. UNM is

10-1 in games this season in which the Lobos hit multiple homers. UNM is 12-5 in games in which the Lobos go yard at least once. The Lobos are slugging a MW-best .508 as a team after mashing 10 over four games last week and two more in a weekend series at San Diego State. Nine different Lobos have hit a homer this season for a total of 41 through 34 games -- 32 have been at Santa Ana Star Field.

KEY POSITION PLAYER LOSSES

Player, Pos.	Avg.	R	H	2B	3B	HR	RBI
#4 Deylan Pigford, 2B	.297	39	43	9	3	5	13
#7 Jeffrey David, INF/OF	.306	38	59	13	5	3	41
#15 Braydon Runion, OF	.357	48	76	23	4	9	56
#33 Dylan Ditzenberger, OF	.437	42	59	9	1	2	27
#34 Lenny Junior Ashby, OF	.381	46	80	18	0	9	51

KEY PITCHING LOSSES

Name, Pos.	ERA	APP	IP	W-L	SV	BB	K
#2 Tristin Lively, SP	4.42	13	77.1	6-4	0	23	62
#10 Riley Egloff, SP	6.05	13	74.1	7-3	0	21	67
#27 Isaac Gallegos, SP	4.35	12	70.1	4-2	0	32	60

TOP RETURNING POSITION PLAYERS

Player, Pos., Yr.	Avg.	R	H	2B	3B	HR	RBI
#2 Chase Weissenborn, SS, Sr.	.291	36	52	10	2	1	27
#3 Devon Dixon, 2B, Sr.	.274	38	45	10	0	6	27
#11 Sean Stephens, OF Sr.	.349	11	22	5	1	1	8
#19 Jake Holland, C, Sr.	.333	29	50	7	1	12	39
#30 Reed Spenrath, 1B, Sr.	.321	54	61	11	4	19	65
#24 Kyle Smith, C/DH, Sr.	.271	17	19	3	3	5	13

TOP RETURNING PITCHERS

Pitcher, Yr.	ERA	APP	IP	W-L	SV	BB	K
#6 Brian McBroom, RHP, Jr.	5.53	25	40.2	4-2	3	11	39
#19 Justin Still, LHP, Jr.	5.91	17	21.1	0-1	0	16	20
#23 Jaren Jackson, LHP, Sr.	7.46	12	44.2	3-2	1	12	32
#35 Arthur Steinkamp, LHP, Sr.	2.81	15	25.2	0-1	0	4	12
#46 Ben Baker-Livingston, RHP, Jr.	8.62	10	24.0	0-4	0	10	10

TOP NEWCOMERS

Pos.	Name	Yr.	'23 School
RHP/INF	Andrew Neil	Jr.	Folsom Lake CC
3B	Josh McAlister	Jr.	Ohio State
OF	Tye Wood	Jr.	Iowa Western
RHP	Dayne Pengelly	Jr.	Pima CC
RHP	David Lopez	Jr.	Wharton County JC
1B/OF	Ethan Ott	Jr.	UNC Pembroke
OF/DH	Will Asby	Sr.	San Francisco

Jake Holland leads the Lobos and the Mountain West with 13 homers and Will Asby and Reed Spenrath both seven -- all of Spenrath's have come since he hit his first of the season on March 10 against UNLV. Devon Dixon hit his first homer of the season against Arizona State in Phoenix two weeks ago and followed with his second exactly a week later against NM State at home to join four other Lobos -- Tye Wood, Kyle Smith, Gene Trujillo and Josh McAlister -- that have at least two each on the season.

HOLLAND AND ASBY BRINGING THE POWER

Jake Holland and Will Asby have combined for 20 of UNM's 37 homers with 24 doubles and 67 RBI between the duo so far this season -- they tout slugging percentages of .889 and .590, respectively. They both lead the team in multi-RBI games with seven each. Last week, Holland was ranked as the No. 29 catcher in the nation by D1Baseball.com, with Asby cracking the Top 100 at No. 94 amongst the nation's

CONTINUED ON PAGE 6

best outfielders.

Holland won MW Player of the Week honors last week after batting for a .727 batting average and 2.000% slugging (2.750 OPS) with 14 RBI over three games last weekend, homering four times and hitting two doubles in the process. He batted .750 with runners in scoring position (6-for-8) and .667 in two-out situations (4-for-6) in that span. The senior catcher finished with multiple hits, runs and RBI in all three games, homering in each — Holland scored eight runs on the weekend, drawing three walks and only striking out once. He also started behind the dish in all three games, generating 25 putouts and three assists without any errors. He's now up to eighth multi-hit games and six multi-RBI games so far this season with 11 doubles (T-No. 1 in MW) and nine homers (T-No. 1 in MW) despite only starting in 16 of UNM's 24 games.

Batting .308 on the season, Will Asby leads the Lobos in multi-RBI games with seven and overall RBI with 31 (T-No. 2 in the MW, No. 115 in NCAA D-I) — he's been rung up the fewest times of any Lobo (Min. 2.5 AB/ game) with a 13-16 strikeout to walk ratio.

The grad transfer by way of University of San Francisco has already driven in more runs in 30 games with the Lobos than he did all season across 38 appearances for the Dons in 2023 (26). He has also already matched his homer output from last season with seven bombs — the third-most in the league — and has hit two of UNM's three grand slams already this season, against UNLV on March 9 (W, 31-15) and New Mexico State on March 19 (W, 14-4).

That 31-run game on March 9 was Asby's third game this season with four or more RBI; he drove in career-high nine runs that night, good for the second-most in a single game in program history. The Lobos matched the program record for single-game scoring with their 31 runs that night.

SPENRATH BACK TO FORM

— After mashing 19 homers in his first season in Albuquerque, Reed Spenrath was productive at the plate through his first 16 games (.300/.455/.483) but with just one thing missing — a home run. He finally broke through with his first of the year and the Lobos' 18th of the season in the weekend finale against UNLV on March 10, smacking a three-run shot more than 450 feet out of Santa Ana Star Field to put the Lobos up 5-4 late.

— He's done so again five more times since then with two more multi-run homers against Arizona State (March 12) and Nevada (March 17) before hitting solo shots against New Mexico State (March 19) and San Diego State (March 28). He hit another two-run shot in Friday's series opener against Sam Houston.

Through seven weeks of Baseball, Spenrath has accumulated 24 RBI while hitting 10 doubles and four triples, connecting on 40 hits and drawing 24 walks. Spenrath has 14 multi-hit games and six multi-RBI games, starting all but one game at first while racking up 227 putouts and 18 assists. He's been a part of 29 of UNM's 30 double plays (No. 6 in NCAA D-I) this season.

— Spenrath was named to D1Baseball.com's Top 50 first baseman rankings (No. 46) and Preseason All-MW ahead of this season. A first-team all-conference selection in his first season with the Lobos in 2023, Spenrath led the team and ranked second in the conference in 2023 with 19 home runs — the sixth-most in a single season in program history — to go with 65 RBIs. The 6'5" power hitter also led the team and ranked third in the conference with 54 runs scored, batting .321 while reaching base at a clip of .421. He finished the season with 16 multi-hit games and 18 multi-RBI games.

SEASON-OPENING NOTES / EARLY RETURNS

— UNM looks to improve its standing in the Mountain West for a third consecutive season — the Lobos finished sixth (10-20 MW) in Brown's first season as head coach in 2022 and narrowly missed out on the conference tournament with a fifth-place finish (13-17 MW) in 2023.

— The Lobos' offense in 2023 was one of their most productive in recent memory — UNM's .328 team batting average was the third-best in the NCAA and best in the Mountain West, as well as the Lobos' best since 2013.

— UNM's 26-25 record in 2023 was the most wins since 2017 and first winning season since then (not counting UNM's 14-4 record in the canceled COVID season of 2020).

— Reed Spenrath was named to the Mountain West Baseball Preseason All-Conference Team, with the Lobos picked fifth in the preseason poll as voted on by the league's coaches. Spenrath was named to D1Baseball.com's Top 50 First Baseman rankings ahead of the season, coming in at No. 46 in the nation. He was named one of three captains for this year's Lobos squad along with fellow seniors Chase Weissenborn and Brett Russell.

BROWN'S PROGRAM-BUILDING RESUME

— In his first five seasons as head coach at North Dakota State, Brown's teams improved their winning percentage in each season, going from 15-30 (.333) in his first season in 2008 to 40-20 (.667) in 2012 and finishing each of the next nine seasons above .400. The Bison reached the Summit League tournament eight times in that span, advancing to NCAA Regionals in 2014 and 2021.

— Brown coached the Bison to 40-win seasons in 2012 and 2021.

— In Brown's second season at UNM, the Lobos improved to 26-25 from 21-33 the year prior, with the highest team batting average since 2013 (.328) and lowest team ERA since 2016 (5.95).

— In 16 years as a D-I Head Coach, Brown has finished the season above .400 13 times and above .500 five times — the only three seasons in which he's finished below .400 were his first two years in Fargo (2008, 2009) and his first season in Albuquerque (2022).

YOUR 2024 LOBOS ROSTER

— UNM's 2024 roster includes 16 returning players with 24 newcomers — the Lobos return seven position players who started at least 10 games in 2023 and losing six.

— Of the Lobos' newcomers, 8 are freshmen and 16 are transfers — 12 from junior colleges and four from four-year institutions.

— 29 players are upperclassmen — 13 seniors and 16 juniors — the most upperclassmen Brown has had on a roster in Albuquerque.

THE REMAINING SCHEDULE

— UNM's 54-game 2024 schedule, including 30 Mountain West Conference games, features five different teams that reached NCAA Regionals last spring — Oregon State, Texas Tech, Arizona, San Jose State and Sam Houston State — with 27 games against nine opponents that ranked in the Top 150 in the nation in last season's final RPI rankings.

— UNM will play 30 games at Santa Ana Star Field in Albuquerque and 24 games on the road throughout the regular season.

— After today's matchup, the Lobos travel to Air Force, another MW opponent they'll only face in one series, for a three-game series April 19-21 before heading down to Lubbock, Texas for their second and final meeting with Texas Tech April 23. Rematches with San Diego State at home (April 26-28), UNLV on the road

ALL-TIME SERIES

CSU-Pueblo (formerly Southern Colorado)

Series Record: 23-6

Home: 23-6; Away: 0-0; Neutral: 0-0

3/28/68	Albuquerque, N.M.	W, 7-4
3/29/68	Albuquerque, N.M.	W, 5-4
3/17/69	Albuquerque, N.M.	W, 10-1
3/18/69	Albuquerque, N.M.	W, 12-2
3/19/69	Albuquerque, N.M.	W, 11-8
3/16/70	Albuquerque, N.M.	W, 9-5
3/21/70	Albuquerque, N.M.	W, 6-5
3/15/71	Albuquerque, N.M.	L, 10-18
3/16/71	Albuquerque, N.M.	W, 5-0
3/13/72	Albuquerque, N.M.	W, 15-5
3/14/72	Albuquerque, N.M.	W, 8-4
3/15/72	Albuquerque, N.M.	W, 8-5
3/19/73	Albuquerque, N.M.	W, 13-2
3/20/73	Albuquerque, N.M.	L, 5-6
3/18/74	Albuquerque, N.M.	W, 11-5
3/19/74	Albuquerque, N.M.	L, 2-8
3/20/74	Albuquerque, N.M.	W, 10-7
1975	Albuquerque, N.M.	W, 13-3
1975	Albuquerque, N.M.	L, 5-9
3/26/76	Albuquerque, N.M.	W, 9-4
3/27/76	Albuquerque, N.M.	W, 11-4
3/27/76	Albuquerque, N.M.	W, 12-10
4/1/77	Albuquerque, N.M.	W, 4-1
4/2/77	Albuquerque, N.M.	W, 11-1
4/2/77	Albuquerque, N.M.	W, 4-3
3/10/94	Albuquerque, N.M.	L, 13-14
3/11/94	Albuquerque, N.M.	W, 12-8
4/11/23	Albuquerque, N.M.	W, 8-7
4/12/23	Albuquerque, N.M.	L, 6-8)

(May 3-5), Nevada at home (May 10-12) and San Jose State on the road (May 16-18) comprise the remainder of UNM's regular season, with Senior Day set for May 12.

— Should the Lobos finish among the Top Four in the Mountain West standings, they'll earn a berth to the MWC Championships May 23-25, hosted this year by San Diego State. The winner earns the conference's automatic berth to an NCAA Regional.

2023 BY THE NUMBERS

— UNM's .328 batting average in 2023 was its highest since 2013 — The Lobos led the Mountain West in that category and ranked third nationally.

— The Lobos hit 87 home runs — their most since 2003. That total led the Mountain West and is the third most in program history.

— UNM slugged .559 on the season, the sixth highest in program history and highest since 2003, leading the Mountain West.

— The Lobos finished the season with a .974 fielding percentage — the second highest in program history (2017) — that also led the Mountain West.

— Improving from a 9.06 ERA as a team in Brown's first season to a 5.95, UNM only allowed 3.20 walks per nine innings, its lowest average since 2014 and the best in the Mountain West. The Lobos' 1.59 WHIP was its lowest since 2015.

— UNM scored 441 runs (most since 2017, led MW) and racked up 617 hits (most since 2017, led MW) to go with 24 triples (most since 2015, led MW) and 411 RBI (most since 2017, led MW).

— Lobo batters reached base at a .406 clip, UNM's best average since 2017 (Led MW).

— UNM turned 48 double plays in 51 games, the most in the MW and 33rd-most in the nation. The Lobos' .94 double plays per game ranked No. 9 in the nation.

CSU-PUEBLO OVERALL STATISTICS

Record: 23-17 Home: 12-8 Away: 11-9 RMAC: 12-12

Date	Opponent	Score	Player	avg	gp-gs	ab	r	h	2b	3b	hr	rbi	bb	hbp	so	sb-att
2/8	at St. Edward's	w 5-1	10 Christian Castaned	.389	40-40	144	43	56	17	0	15	57	26	10	41	7-8
2/9	at St. Edward's	w 12-11	36 Elijah Borjas	.371	38-36	143	32	53	7	1	9	41	13	3	23	6-7
2/13	UCCS	w 11-7	27 Kade Snodgrass	.361	37-35	122	35	44	9	1	7	33	16	4	33	8-11
2/17	at Emporia State	w 6-1	8 Rob Mansour	.340	38-36	103	20	35	8	1	0	14	17	12	13	0-0
2/17	at Emporia State	L 3-13	7 Jeremiah Sanchez	.322	32-26	90	26	29	10	1	2	20	16	3	19	12-14
2/18	at Emporia State	w 9-2	4 Brad Stone	.298	40-39	131	42	39	10	1	5	29	36	3	29	2-3
2/18	at Emporia State	L 5-9	3 Kysen Howard	.296	40-39	142	30	42	12	2	5	22	12	9	26	1-1
2/20	at UCCS	w 16-6	-----													
2/23	COLO. CHRISTIAN	w 9-1	24 Jake Olguin-Pache	1.000	1-0	1	1	1	0	0	0	0	0	0	0	0-0
2/24	at Colo. Christian	w 19-12	11 Joseph Quintana	.360	25-20	75	15	27	8	0	3	19	3	5	23	3-3
2/25	COLORADO CHRISTIAN	w 26-8	35 Jason Arriola	.345	17-8	29	3	10	4	1	1	9	1	3	5	0-0
2/25	ST. CLOUD STATE	L 9-11	28 Cody Macias	.324	18-11	37	9	12	0	1	0	9	4	3	7	0-0
3/1	MSU BILLINGS	w 12-4	20 Edmund King	.316	12-4	19	2	6	1	0	1	3	1	1	4	0-0
3/1	MSU BILLINGS	L 8-15	0 Logan Kelly	.306	29-17	72	26	22	5	1	4	13	9	9	18	6-8
3/2	MSU BILLINGS	w 12-2	13 Wyatt Reginato	.305	17-17	59	19	18	2	1	2	12	13	4	12	3-4
3/2	MSU BILLINGS	L 13-16	29 Kolton Miller	.294	19-3	17	2	5	2	0	0	4	2	0	4	0-0
*3/9	UCCS	w 6-3	48 Raul Soto-Romero	.286	9-0	7	1	2	0	0	0	0	1	0	1	0-0
*3/10	UCCS	L 5-6	15 Brady Ingalls	.253	28-23	75	14	19	6	1	0	8	6	3	14	0-1
*3/10	UCCS	w 3-2	5 Cole Knightley	.207	18-6	29	8	6	2	0	2	9	4	0	12	0-0
*3/11	UCCS	w 9-8	6 Brodie Blackford	.167	15-0	12	2	2	1	0	0	0	4	0	3	0-0
*3/16	at N.M. Highlands	L 3-13	31 Cael Porter	.000	16-0	2	4	0	0	0	0	1	1	1	1	0-0
*3/16	at N.M. Highlands	w 9-1	55 Dillon Volz	.000	2-0	2	0	0	0	0	0	0	0	0	2	0-0
*3/17	at N.M. Highlands	L 10-11	45 JJ Fontana	.000	2-0	1	1	0	0	0	0	0	0	0	1	0-0
*3/17	at N.M. Highlands	w 8-3	16 Zach Pratt	.000	1-0	0	0	0	0	0	0	0	0	0	0	0-0
*3/22	at Mines	w 13-4	Totals	.326	40	1312	335	428	104	12	56	303	185	73	291	48-60
*3/23	at Mines	L 5-10	Opponents	.313	40	1329	288	416	81	9	48	266	150	53	306	39-61
*3/23	at Mines	L 2-4														
*3/24	at Mines	L 9-18														

LOB - Team (325), Opp (311). DPs turned - Team (27), Opp (28). CI - Team (1), C. Macias 1. IBB - Team (6), Castaneda 3, E. Borjas 2, K. Miller 1, Opp (2). Picked off - K. Howard 3, K. Snodgrass 2, Castaneda 1, B. Stone 1, J. Quintana 1.

Player	era	w-l	app	gs	cg	sh	sv	ip	h	r	er	bb	so
2 Tyler Curtis	5.66	7-2	10	10	2	0	0	62.0	77	41	39	11	53
17 Travis Farrell	6.02	3-3	11	9	0	0	1	43.1	53	30	29	22	51

42 Michael Casillas	0.00	0-0	1	0	0	0	0	1.0	1	0	0	2	1
16 Zach Pratt	0.00	0-0	1	0	0	0	0	0.1	1	0	0	1	0
32 Luke Ruby	4.06	3-2	9	5	0	0	0	31.0	33	18	14	7	25
14 Jacob Petersheim	5.19	1-2	15	0	0	0	2	26.0	32	22	15	9	23
25 Dylan Weaver	6.43	0-0	9	0	0	0	0	7.0	9	6	5	6	3
12 Edwing Corrales	7.22	3-1	7	7	1	0	0	33.2	39	27	27	13	26
33 Nick Perry	7.25	1-3	14	0	0	0	3	22.1	31	19	18	12	21
43 Bradley Barkley	9.00	1-0	5	0	0	0	0	4.0	5	5	4	5	2
19 Cameron Saso	9.09	2-1	10	9	0	0	0	32.2	51	38	33	14	36
24 Jake Olguin-Pache	9.30	0-0	12	0	0	0	1	20.1	27	22	21	9	22
38 Kade Douglas	9.82	0-1	5	0	0	0	0	3.2	5	7	4	5	5
44 Cade Bleeker	9.95	0-0	4	0	0	0	0	6.1	12	7	7	4	5
30 Jack Novak	11.34	2-2	11	0	0	0	0	16.2	19	22	21	16	21
21 Caden English	11.42	0-0	7	0	0	0	0	8.2	13	13	11	8	9
37 Carter Norris	27.00	0-0	1	0	0	0	0	1.0	4	3	3	0	2
26 Luke Schmedding	36.00	0-0	4	0	0	0	0	2.0	4	8	8	6	1
Totals	7.13	23-17	40	40	3	1	7	322.0	416	288	255	150	306
Opponents	8.04	17-23	40	40	2	0	3	319.0	428	335	285	185	291

PB - Team (5), J. Arriola 3, C. Macias 2, Opp (24). Pickoffs - Team (2), C. Saso 1, B. Ingalls 1, Opp (8). SBA/ATT - B. Ingalls (17-31), C. Macias (16-19), T. Farrell (13-14), C. Saso (8-11), J. Arriola (6-10), O-Pacheco (4-5), J. Novak (2-5), E. Corrales (2-5), T. Curtis (1-5), Petersheim (3-3), N. Perry (1-2), C. Bleeker (1-2), L. Ruby (1-2), B. Barkley (2-2), D. Weaver (0-2), C. English (0-2), Schmedding (1-1).

Score by innings	1	2	3	4	5	6	7	8	9	EX	Total
CSU Pueblo	33	46	52	38	40	37	36	15	32	6	335
Opponents	35	33	32	37	41	44	27	28	8	3	288

DOUBLE PLAYS IN ORDER

#	GM#	DATE	OPPONENT	PITCHER	SCORING	FIELDERS	INN	OUTS
1	1	Feb 16	vs Oregon State	BARNHOUSE	36 GDP	SPENRATH-WEISSENBORN	5	1
2	1	Feb 16	vs OregonState	STEINKAMP	643 GDP	WEISSENBORN-DIXON-SPENRATH	7	1
3	2	Feb 17	vs CSUB	LOPEZ	36 GDP	SPENRATH-WEISSENBORN	4	1
4	3	Feb 18	vs Minnesota	PURSER	643 GDP	WEISSENBORN-KINKADE-SPENRATH	2	0
5	3	Feb 18	vs Minnesota	STILL	363 GDP INT	SPENRATH-WEISSENBORN-SPENRATH	7	1
6	4	Feb 19	vs CSUB	BAKER-LIVINGS.	643 GDP	DIXON-KINKADE-OTT	4	1
7	5	Feb 22	S. Dakota St.	JACKSON	643 GDP	DIXON-KINKADE-SPENRATH	1	1
8	6	Feb 23	S. Dakota St.	LOPEZ	543 GDP	McALISTER-MANSY-SPENRATH	5	0
9	7	Feb 24	S. Dakota St.	BAKER-LIVINGS.	643 GDP	DIXON-KINKADE-SPENRATH	1	1
10	7	Feb 24	S. Dakota St.	BARNHOUSE	53 DP	McALISTER-SPENRATH	4	0
11	7	Feb 24	S. Dakota St.	PURSER	63 GDP	DIXON-SPENRATH	8	0
12	7	Feb 24	S. Dakota St.	STILL	463 GDP	KINKADE-DIXON-SPENRATH	9	0
13	10	Mar 02	Hofstra	BANNISTER	463 GDP	KINKADE-DIXON-SPENRATH	5	1
14	11	Mar 02	Hofstra	RUSSELL	63 GDP	DIXON-SPENRATH	3	1
15	13	Mar 05	TexasTech	CASTILLO	463 GDP	KINKADE-DIXON-SPENRATH	5	0
16	15	Mar 09	UNLV	RUSSELL	643 GDP	DIXON-KINKADE-SPENRATH	3	1
17	15	Mar 09	UNLV	BARNHOUSE	643 GDP	DIXON-MANSY-SPENRATH	9	1
18	17	Mar 12	at ArizonaState	PENGELLY	463 GDP	DIXON-WEISSENBORN-SPENRATH	3	0
19	17	Mar 12	at ArizonaState	STILL	463 GDP	DIXON-WEISSENBORN-SPENRATH	7	1
20	18	Mar 15	at Nevada	STILL	463 GDP	DIXON-WEISSENBORN-SPENRATH	4	0
21	20	Mar 17	at Nevada	BARNHOUSE	463 GDP	DIXON-WEISSENBORN-SPENRATH	7	1
22	21	Mar 19	New Mexico St.	RUSSELL	43 DP	DIXON-SPENRATH	4	1
23	21	Mar 19	New Mexico St.	STILL	643 DP	WEISSENBORN-DIXON-SPENRATH	6	1
24	22	Mar 22	San Jose State	LOPEZ, D.	643 GDP	WEISSENBORN-DIXON-SPENRATH	2	1
25	22	Mar 22	San Jose State	LOPEZ, D.	643 GDP	WEISSENBORN-DIXON-SPENRATH	4	1
26	22	Mar 22	San Jose State	STEINKAMP, A	643 GDP	WEISSENBORN-DIXON-SPENRATH	5	1
27	22	Mar 22	San Jose State	STEINKAMP, A	463 GDP	DIXON-WEISSENBORN-SPENRATH	6	1
28	24	Mar 23	San Jose State	CASTILLO, R.	463 GDP	KINKADE-DIXON-SPENRATH	7	1
29	25	Mar 28	at San Diego St.	JACKSON, J.	463 DP	McALISTER-DIXON-SPENRATH	6	0
30	27	Mar 29	at San Diego St.	CASTILLO, R.	463 GDP	McALISTER-DIXON-SPENRATH	1	0
31	31	Apr 9	at New Mexico St.	JACKSON, J.	36 DP	SPENRATH-DIXON	3	1
32	32	Apr 12	Fresno State	PENGELLY, D.	643 GDP	DIXON, D.-KINKADE, K.-SPENRATH, R.	3	1
33	32	Apr 12	Fresno State	STEINKAMP, A	643 GDP	DIXON, D.-KINKADE, K.-SPENRATH, R.	4	0

STOLEN BASE ATTEMPTS IN ORDER

GM#	DATE	OPPONENT	RUNNER	BASE	RESULT	INN	OUTS	COUNT	SCORE	RATIO	FINAL
1	Feb 16	vs Oregon St.	WALKER, K.	2	CS	1	0	3-3	0-0	0-1	L, 6-15
4	Feb 19	vs CSUB	MCALISTER, J	2	SB	5	0	-	4-0	1-2	W, 6-2
4	Feb 19	vs CSUB	SMITH, K.	2	CS	6	2	1-0	6-0	1-3	W, 6-2
4	Feb 19	vs CSUB	MCALISTER, J	2	SB	7	1	-	6-0	2-4	W, 6-2
5	Feb 22	S. Dakota St.	WOOD, T.	2	SB	2	1	-	0-3	3-5	L, 5-11
6	Feb 23	S. Dakota St.	STEPHENS, S.	2	SB	7	1	-	8-9	4-6	W, 12-11
7	Feb 24	S. Dakota St.	MCALISTER, J	2	SB	6	1	-	3-6	5-7	W, 9-8
8	Feb 24	S. Dakota St.	STEPHENS, S.	2	SB	3	2	-	6-1	6-8	W, 13-2
8	Feb 24	S. Dakota St.	WOOD, T.	2	SB	5	0	-	7-2	7-9	W, 13-2
9	Mar 01	Hofstra	STEPHENS, S.	2	SB	5	0	-	2-3	8-10	L, 9-10
9	Mar 01	Hofstra	STEPHENS, S.	3	SB	5	0	-	2-3	9-11	L, 9-10
9	Mar 01	Hofstra	STEPHENS, S.	2	SB	8	0	-	6-10	10-12	L, 9-10
10	Mar 02	Hofstra	WOOD, T.	2	SB	8	2	-	12-14	11-13	L, 15-16
10	Mar 02	Hofstra	WALKER, K.	2	CS	9	2	1-0	14-14	11-14	L, 15-16
11	Mar 02	Hofstra	WOOD, T.	2	CS	4	0	-	4-6	11-15	W, 11-7
12	Mar 03	Hofstra	STEPHENS, S.	2	SB	2	2	-	2-0	12-16	W, 9-6
12	Mar 03	Hofstra	STEPHENS, S.	2	CS	7	1	-	9-5	12-17	W, 9-6
13	Mar 05	Texas Tech	WOOD, T.	2	SB	2	1	-	0-7	13-18	L, 8-11
13	Mar 05	Texas Tech	WOOD, T.	2	SB	3	1	-	4-7	14-19	L, 8-11
13	Mar 05	Texas Tech	STEPHENS, S.	2	SB	7	2	-	8-11	15-20	L, 8-11
13	Mar 05	Texas Tech	STEPHENS, S.	2	SB	9	2	-	8-11	16-21	L, 8-11
14	Mar 09	UNLV	SPENRATH, R.	2	SB	7	0	3-3	5-2	17-22	W, 7-6
15	Mar 09	UNLV	SMITH, K.	2	SB	1	1	-	5-3	18-23	W, 31-15
17	Mar 12	at Arizona St.	WOOD, T.	2	SB	4	1	-	2-3	19-24	W, 6-4
17	Mar 12	at Arizona St.	WALKER, K.	2	SB	5	2	-	3-3	20-25	W, 6-4
17	Mar 12	at Arizona St.	WOOD, T.	2	SB	8	1	-	6-3	21-26	W, 6-4
17	Mar 12	at Arizona St.	STEPHENS, S.	2	CS	9	1	-	6-4	21-27	W, 6-4
18	Mar 15	at Nevada	WOOD, T.	2	SB	2	0	-	0-0	22-28	L, 2-13
18	Mar 15	at Nevada	WOOD, T.	2	SB	4	0	-	1-5	23-29	L, 2-13
20	Mar 17	at Nevada	WOOD, T.	2	CS	5	0	-	8-7	23-30	W, 10-8
22	Mar 22	San Jose St.	SPENRATH, R.	2	SB	1	2	-	1-1	24-31	L, 13-16
24	Mar 23	San Jose St.	SPENRATH, R.	2	SB	2	2	-	6-3	25-32	W, 17-4
25	Mar 28	at San Diego St.	ASBY, W.	2	SB	4	2	-	0-0	26-33	W, 5-2
25	Mar 28	at San Diego St.	DIXON, D.	2	SB	6	1	-	5-0	27-34	W, 5-2
27	Mar 29	at San Diego St.	SPENRATH, R.	2	SB	4	1	3-3	0-6	28-35	L, 0-13
29	Apr 05	Sam Houston	WALKER, K.	2	CS	3	2	3-2	2-15	28-36	L 14-23
30	Apr 07	Sam Houston	STEPHENS, S.	2	CS	5	1	-	1-8	28-37	L 3-14
33	Apr 13	Fresno State	WOOD, T.	2	SB	3	0	-	5-4	29-38	L 19-23
34	Apr 14	Fresno State	WOOD, T.	2	SB	2	1	-	1-0	30-39	W 6-2

2024 NEW MEXICO PITCH MIXES AND VELO RANGES

#6 BRIAN MCBROOM (RHP)

2-SEAM FB 87-90
SL 77-79
CH 76-77

#13 BRETT RUSSELL (RHP)

FB 90-94
CB 80-83
SPLT 81-83

#17 CRISTIAN MOGEN (RHP)

FB 88-91
CB 74-76
CH 78-80

#19 JUSTIN STILL (LHP)

FB 88-90
SL 78-80
SPLT 74-76

#23 JAREN JACKSON (LHP)

FB 89-93
SL 78-80
CH 76-78

#27 DAVID LOPEZ (RHP)

FB 90-96
SL 82-84
CB 74-77
SPLT 84-87

#29 WYATT HARDY (RHP)

FB 89-92
SL 76-78
CUT 81-83
CB 72-74
CH 79-81

#31 DAYNE PENGELLY (RHP)

FB 92-95 (97)
SL 83-85
CH 85-87

#33 DAXTON PURSER (LHP)

FB 88-92
CB 74-76
SL 71-73

#34 JOSH BARNHOUSE (RHP)

FB 88-90
CB 73-75
SL 79-82
CH 79-81

#40 WIL BANNISTER (RHP)

FB 88-91
CUT 77-79
SL 73-75
CB 68-70

BY PITCH COUNT

Pitchers	vs	BF	NP	Avg	Balls	Strikes	%Strik	BB	K	H	Fly	Gnd	InPlay
BAKER-LIVING	all	25	99	4.0	33	66	66.7	1	8	6	4	4	14
BANNISTER, W	all	168	575	3.4	216	359	62.4	16	21	44	50	30	126
BARNHOUSE, J	all	111	430	3.9	164	266	61.9	14	22	34	22	17	74
CASTILLO, R.	all	87	307	3.5	119	188	61.2	4	20	31	9	18	60
HARDY, W.	all	46	190	4.1	71	119	62.6	4	11	19	5	7	31
JACKSON, J.	all	155	598	3.9	230	368	61.5	16	31	50	28	21	107
LEHMBECK, B.	all	13	50	3.8	19	31	62.0	1	2	6	2	2	10
LOPEZ, D.	all	209	735	3.5	288	447	60.8	17	27	59	41	58	162
MCBROOM, B.	all	65	236	3.6	86	150	63.6	5	11	18	16	11	48
MOGEN, C.	all	8	26	3.2	9	17	65.4	0	0	2	3	3	8
NEIL, A.	all	18	78	4.3	51	27	34.6	9	2	1	1	3	5
PENGELLY, D.	all	132	532	4.0	219	313	58.8	15	25	44	15	25	87
PURSER, D.	all	154	632	4.1	258	374	59.2	25	32	32	35	20	91
ROMERO, B.	all	3	12	4.0	9	3	25.0	2	0	0	1	0	1
RUSSELL, B.	all	113	410	3.6	141	269	65.6	7	22	31	23	26	83
STEINKAMP, A	all	110	375	3.4	127	248	66.1	7	11	36	21	27	88
STILL, J.	all	60	250	4.2	118	132	52.8	13	10	13	7	12	34

LOBO HOME RUN TRACKER

NO.	PLAYER	GM#	DATE	OPPONENT	ON BASE	INN	OUTS	COUNT	SCORE	FINAL
1.	Jake Holland (1)	1	Feb 16	vs Oregon State	0	8	1	0-0	1-15	L, 6-15
2.	Josh McAlister (1)	2	Feb 17	vs CSU Bakersfield	0*	2	0	0-0	0-0	W, 4-3
3.	Will Asby (1)	2	Feb 17	vs CSU Bakersfield	0	2	0	3-1	1-0	W, 4-3
4.	Will Asby (2)	2	Feb 17	vs CSU Bakersfield	0	4	2	1-1	2-1	W, 4-3
5.	Will Asby (3)	8	Feb 24	South Dakota State	1	1	1	2-1	0-0	W, 13-2
6.	Gene Trujillo (1)	8	Feb 24	South Dakota State	1	7	0	1-1	11-2	W, 13-2
7.	Will Asby (4)	9	Mar 01	Hofstra	1	8	1	0-1	6-10	L, 9-10
8.	Kyle Smith (1)	10	Mar 02	Hofstra	1	6	0	3-2	7-8	L, 15-16
9.	Ethan Ott (1)	11	Mar 02	Hofstra	1	3	1	1-1	2-6	W, 11-7
10.	Jake Holland (2)	11	Mar 02	Hofstra	1	5	1	0-0	5-7	W, 11-7
11.	Tye Wood (1)	11	Mar 02	Hofstra	0	5	1	3-1	7-7	W, 11-7
12.	Jake Holland (3)	11	Mar 02	Hofstra	2	6	2	1-0	8-7	W, 11-7
13.	Jake Holland (4)	12	Mar 03	Hofstra	1	2	0	1-2	0-0	W, 9-6
14.	Tye Wood (2)	12	Mar 03	Hofstra	3#	4	2	0-1	3-2	W, 9-6
15.	Ethan Ott (2)	14	Mar 09	UNLV	0	2	1	0-0	0-1	W, 7-6
16.	Will Asby (5)	15	Mar 09	UNLV	3#	3	1	0-0	16-7	W, 31-15
17.	Kyle Smith (2)	15	Mar 09	UNLV	2	6	2	1-0	22-15	W, 31-15
18.	Reed Spenrath (1)	16	Mar 10	UNLV	2	6	1	1-2	2-4	W, 6-5
19.	Reed Spenrath (2)	17	Mar 12	at Arizona State	1	4	1	2-1	0-3	W, 6-4
20.	Devon Dixon (1)	17	Mar 12	at Arizona State	2	6	1	2-0	3-3	W, 6-4
21.	Reed Spenrath (3)	20	Mar 17	at Nevada	2	1	1	1-0	0-0	W, 10-8
22.	Jake Holland (5)	20	Mar 17	at Nevada	1	7	0	0-1	8-7	W, 10-8
23.	Will Asby (6)	21	Mar 19	New Mexico State	3#	3	2	3-1	3-5	W, 14-4
24.	Devon Dixon (2)	21	Mar 19	New Mexico State	0	4	2	1-1	9-3	W, 14-4
25.	Reed Spenrath (4)	21	Mar 19	New Mexico State	0	6	1	2-0	9-4	W, 14-4
26.	Jake Holland (6)	22	Mar 22	San Jose State	2	2	2	2-0	3-3	L, 13-16
27.	Will Asby (7)	23	Mar 23	San Jose State	0*	5	0	0-0	2-2	W, 7-5
28.	Jake Holland (7)	23	Mar 23	San Jose State	0*	7	0	0-0	3-4	W, 7-5
29.	Gene Trujillo (2)	24	Mar 23	San Jose State	0*	2	0	1-0	1-3	W, 17-4
30.	Jake Holland (8)	24	Mar 23	San Jose State	2	2	2	0-0	3-3	W, 17-4
31.	Josh McAlister (2)	24	Mar 23	San Jose State	1	5	2	1-2	12-4	W, 17-4
32.	Jake Holland (9)	24	Mar 23	San Jose State	2	6	1	0-0	14-4	W, 17-4
33.	Jake Holland (10)	26	Mar 29	at San Diego State	2	8	1	0-0	0-5	L, 6-8
34.	Reed Spenrath (5)	26	Mar 29	at San Diego State	0	8	1	0-0	3-5	L, 6-8
35.	Gene Trujillo (3)	29	April 5	Sam Houston	1	2	0	0-0	0-13	L, 14-23
36.	Josh McAlister (3)	29	April 5	Sam Houston	0	4	1	2-1	5-15	L, 14-23
37.	Reed Spenrath (6)	29	April 5	Sam Houston	1	6	1	2-1	11-21	L, 14-23
38.	Jake Holland (11)	33	Apr 13	Fresno State	1	6	0	3-2	9-6	L 19-23
39.	Jake Holland (12)	33	Apr 13	Fresno State	2	9	0	0-0	12-23	L 19-23
40.	Jake Holland (13)	34	Apr 14	Fresno State	0	1	2	2-0	0-0	W 6-2
41.	Reed Spenrath (7)	34	Apr 14	Fresno State	0	6	1	2-1	1-1	W 6-2

* - Leadoff Home Run

- Grand Slam

MISCELLANEOUS HITTING

Multiple Hit Games	2	3	4	5+	Total
30 SPENRATH, Reed	12	2	1	-	15
15 WALKER, Khalil	9	-	1	1	11
12 ASBY, Will	3	5	2	-	10
18 HOLLAND, Jake	5	3	1	1	10
8 KINKADE, Konner	7	2	-	-	9
11 STEPHENS, Sean	5	2	-	-	7
4 WOOD, Tye	4	2	-	-	6
24 SMITH, Kyle	3	-	1	1	5
14 CARRIS, Akili	4	1	-	-	5
3 DIXON, Devon	3	2	-	-	5
47 OTT, Ethan	4	1	-	-	5
9 MCALISTER, Josh	3	2	-	-	5
2 WEISSENBORN, Chase	1	2	-	-	3
43 TRUJILLO, Gene	2	1	-	-	3
26 MANSY, Luke	-	1	-	-	1
TEAM	65	26	6	3	100

Hitting Streaks	Longest	Current
15 WALKER, Khalil	11	5
30 SPENRATH, Reed	10	2
47 OTT, Ethan	9	2
11 STEPHENS, Sean	7	-
14 CARRIS, Akili	6	2
3 DIXON, Devon	6	3
4 WOOD, Tye	6	2
8 KINKADE, Konner	6	-
18 HOLLAND, Jake	6	6
43 TRUJILLO, Gene	5	-
12 ASBY, Will	4	3
9 MCALISTER, Josh	4	4
26 MANSY, Luke	3	-
24 SMITH, Kyle	3	-
2 WEISSENBORN, Chase	3	-
10 MUNGUIA, Austin	1	-

Multiple RBI Games	2	3	4	5+	Total
18 HOLLAND, Jake	4	2	-	4	10
12 ASBY, Will	4	1	2	1	8
30 SPENRATH, Reed	3	4	-	1	8
8 KINKADE, Konner	3	2	1	-	6
4 WOOD, Tye	5	-	1	-	6
11 STEPHENS, Sean	5	-	-	-	5
3 DIXON, Devon	3	-	1	-	4
14 CARRIS, Akili	2	2	-	-	4
47 OTT, Ethan	2	1	-	-	3
9 MCALISTER, Josh	-	2	1	-	3
43 TRUJILLO, Gene	2	1	-	-	3
15 WALKER, Khalil	1	1	-	-	2
2 WEISSENBORN, Chase	-	2	-	-	2
24 SMITH, Kyle	-	-	-	2	2
26 MANSY, Luke	1	-	-	-	1
TEAM	35	18	6	8	67

Reached Base Streaks	Longest	Current
30 SPENRATH, Reed	17	16
9 MCALISTER, Josh	14	4
4 WOOD, Tye	13	6
11 STEPHENS, Sean	12	-
3 DIXON, Devon	11	3
15 WALKER, Khalil	11	5
47 OTT, Ethan	10	2
12 ASBY, Will	10	4
8 KINKADE, Konner	9	-
18 HOLLAND, Jake	8	6
24 SMITH, Kyle	7	2
2 WEISSENBORN, Chase	7	7
14 CARRIS, Akili	6	5
26 MANSY, Luke	5	-
43 TRUJILLO, Gene	5	-
10 MUNGUIA, Austin	1	-

LEADOFF:		
15 WALKER, Khalil	16	(8-8)
8 KINKADE, Konner	10	(3-7)
11 STEPHENS, Sean	6	(5-1)
24 SMITH, Kyle	2	(1-1)
2ND SPOT:		
12 ASBY, Will	21	(9-12)
26 MANSY, Luke	5	(4-1)
8 KINKADE, Konner	3	(2-1)
4 WOOD, Tye	2	(0-2)
24 SMITH, Kyle	1	(1-0)
11 STEPHENS, Sean	1	(1-0)
2 WEISSENBORN, Chase	1	(0-1)
3RD SPOT:		
18 HOLLAND, Jake	21	(9-12)
12 ASBY, Will	8	(6-2)
24 SMITH, Kyle	3	(2-1)
47 OTT, Ethan	2	(0-2)
CLEANUP:		
30 SPENRATH, Reed	24	(10-14)
47 OTT, Ethan	6	(6-0)
12 ASBY, Will	2	(0-2)
24 SMITH, Kyle	2	(1-1)
5TH SPOT:		
4 WOOD, Tye	9	(4-5)
47 OTT, Ethan	7	(3-4)
30 SPENRATH, Reed	6	(5-1)
24 SMITH, Kyle	5	(2-3)
9 MCALISTER, Josh	3	(2-1)
18 HOLLAND, Jake	2	(0-2)
43 TRUJILLO, Gene	1	(0-1)
26 MANSY, Luke	1	(1-0)
6TH SPOT:		
4 WOOD, Tye	12	(6-6)
9 MCALISTER, Josh	7	(3-4)
43 TRUJILLO, Gene	5	(2-3)
3 DIXON, Devon	4	(2-2)
18 HOLLAND, Jake	2	(2-0)
30 SPENRATH, Reed	2	(0-2)
24 SMITH, Kyle	1	(1-0)
12 ASBY, Will	1	(1-0)
7TH SPOT:		
3 DIXON, Devon	10	(5-5)
9 MCALISTER, Josh	7	(2-5)
4 WOOD, Tye	6	(5-1)
14 CARRIS, Akili	5	(1-4)
8 KINKADE, Konner	3	(1-2)
24 SMITH, Kyle	1	(1-0)
30 SPENRATH, Reed	1	(1-0)
2 WEISSENBORN, Chase	1	(1-0)
8TH SPOT:		
3 DIXON, Devon	18	(9-9)
14 CARRIS, Akili	8	(6-2)
2 WEISSENBORN, Chase	4	(1-3)
15 WALKER, Khalil	2	(0-2)
26 MANSY, Luke	1	(1-0)
8 KINKADE, Konner	1	(0-1)
9TH SPOT:		
11 STEPHENS, Sean	14	(5-9)
2 WEISSENBORN, Chase	7	(6-1)
15 WALKER, Khalil	5	(2-3)
14 CARRIS, Akili	4	(1-3)
8 KINKADE, Konner	2	(1-1)
9 MCALISTER, Josh	1	(1-0)

MOUNTAIN WEST STATS LEADERS

TEAM BATTING

	g	avg	ab	r	h	2b	3b	hr	bb	so	sb-att
New Mexico	34	.315	1177	286	371	84	10	41	193	261	30-41
Fresno State	35	.305	1198	274	365	92	10	43	134	231	25-33
UNLV	36	.300	1289	284	387	77	11	40	163	285	17-24
Nevada	31	.288	1087	204	313	86	6	41	112	235	25-38
Air Force	34	.277	1154	207	320	60	9	27	139	310	57-70
San Diego State	35	.268	1214	185	325	70	9	23	108	327	23-33
San Jose State	36	.249	1231	212	307	61	15	43	157	333	9-18
Totals	12	.286	8350	1652	2388	530	70	258	1006	1982	186-257

TEAM PITCHING

	g	era	w	l	sv	ip	h	r	er	bb	so
Fresno State	35	4.62	25	10	9	305.2	311	181	157	96	310
UNLV	36	6.03	19	16	4	315.0	375	239	211	132	269
Nevada	31	6.04	14	17	3	271.0	297	198	182	132	259
Air Force	34	6.40	14	19	6	287.0	344	233	204	139	238
San Jose State	36	6.79	13	23	4	310.1	361	276	234	176	240
San Diego State	35	7.05	11	24	4	304.0	305	282	238	244	329
New Mexico	34	8.75	17	17	8	289.0	427	311	281	156	255
Totals	120	6.51	113	126	38	2082.0	2420	1720	1507	1075	1900

TEAM FIELDING

	g	po	a	e	pct	dp	pb	sba-att
Fresno State	35	917	298	31	.975	28	2	11-19
Nevada	31	813	293	30	.974	22	4	41-52
UNLV	36	945	340	40	.970	21	2	30-38
San Jose State	36	931	298	43	.966	23	5	34-44
New Mexico	34	867	323	44	.964	33	3	44-52
Air Force	34	861	383	46	.964	25	6	35-49
San Diego State	35	912	286	46	.963	24	15	50-68
Totals	120	6246	2221	280	.968	176	37	245-322

INDIVIDUAL BATTING

Min 2.5 AB/Team game	g	avg	ab	r	h	rbi	2b	3b	hr	bb
HOLLAND, J.-NM	26	.392	97	29	38	45	13	1	13	9
WALKER, K.-NM	30	.379	95	27	36	12	5	0	0	19
TURNER, Colby-SD	30	.378	111	22	42	29	7	4	4	6
HOPFE, Tommy-FS	35	.369	141	34	52	32	12	2	5	15
Jay Thomason-AF	34	.368	133	44	49	31	8	2	11	21
KRYSZCZUK-LV	36	.363	135	32	49	44	13	1	9	25
SALDIVAR, Eddie-FS	35	.357	143	41	51	27	10	3	4	14
MORGAN, Grady-FS	35	.357	129	31	46	34	13	1	7	25
PEPPI, Rocco-FS	35	.355	138	33	49	39	12	0	10	5
BALL, Michael-NV	31	.352	128	26	45	31	16	0	6	5
SPENRATH, R.-NM	34	.346	127	32	44	28	12	4	7	27
HOLDER, Taylor-NV	27	.344	93	24	32	22	6	2	8	8
MONTOYA, Shaun-SD	35	.331	145	30	48	8	5	2	0	15
HEFFT-LV	35	.331	136	34	45	22	7	3	2	17
DORRAUGH, Hunter-SJ	27	.330	103	24	34	18	5	1	7	12
HIGGINS-LV	35	.329	140	34	46	18	13	1	3	15
CHARLES-LV	35	.327	162	41	53	29	11	2	9	11
Jake Greiving-AF	34	.326	135	23	44	29	12	0	5	9
NEWTON, Ben-FS	35	.325	126	33	41	26	17	2	1	21
FREETHY, JR-NV	31	.314	121	25	38	22	12	2	6	16

INDIVIDUAL PITCHING

Min 1.0 IP/Team game	app	era	w-l	sv	ip	h	r	er	bb	so
ANKER, Jack-FS	7	2.13	5-0	0	38.0	27	10	9	5	35
CATES-LV	9	2.64	5-2	0	58.0	57	17	17	8	75
Seungmin Shim-AF	9	2.78	3-2	0	55.0	54	24	17	18	60
MILLAS, Theo-NV	7	3.31	2-1	0	32.2	35	13	12	6	22
DOKTORCZYK, Jason-NV	9	3.36	4-2	0	59.0	54	25	22	12	63
RIDING, Jake-FS	11	3.86	4-0	0	37.1	34	17	16	9	31
DIXON, Jake-FS	9	4.06	4-1	0	51.0	61	29	23	13	55
SERRANO, Omar-SD	9	4.25	3-4	0	48.2	55	29	23	19	42
BEAL, Noah-FS	9	5.09	3-3	0	46.0	56	32	26	9	54
ROSS, Ethan-SJ	12	5.48	3-5	0	44.1	51	35	27	32	40
BANNISTER, W-NM	12	5.50	1-0	1	34.1	44	23	21	16	21
Ben Weber-AF	8	5.65	2-2	0	36.2	43	29	23	12	22
SIMON-LV	9	5.72	4-3	0	45.2	50	33	29	17	28
RIORDAN, Jacob-SD	11	6.07	3-3	0	43.0	33	36	29	39	48
Dylan Rogers-AF	10	6.21	4-3	0	37.2	43	28	26	9	37

HITS

CHARLES-LV	53
HOPFE, Tommy-FS	52
SALDIVAR, Eddie-FS	51
3 tied with 49 hit(s)	

RUNS SCORED

Jay Thomason-AF	44
SALDIVAR, Eddie-FS	41
CHARLES-LV	41
HARDY, Theo-SJ	38
ASBY, W.-NM	37

RUNS BATTED IN

HOLLAND, J.-NM	45
KRYSZCZUK-LV	44
PEPPI, Rocco-FS	39
ASBY, W.-NM	34
MORGAN, Grady-FS	34

DOUBLES

NEWTON, Ben-FS	17
BALL, Michael-NV	16
BOWLING, Dalton-SJ	14
4 tied with 13 double(s)	

TRIPLES

TURNER, Colby-SD	4
SPENRATH, R.-NM	4
HAMCHUK, Robert-SJ	4
HARDY, Theo-SJ	4
4 tied with 3 triple(s)	

HOME RUNS

HOLLAND, J.-NM	13
Jay Thomason-AF	11
PEPPI, Rocco-FS	10
3 tied with 9 home run(s)	

TOTAL BASES

CHARLES-LV	95
Jay Thomason-AF	94
HOLLAND, J.-NM	92
PEPPI, Rocco-FS	91
KRYSZCZUK-LV	91

STOLEN BASES

	sb-att
Chase Spencer-AF	19-24
WOOD, T.-NM	11-13
Jay Thomason-AF	10-11
Chris Stallings-AF	8-8
STEPHENS, S.-NM	8-13

STRIKEOUTS

	ip	so
CATES-LV	58.0	75
DOKTORCZYK, Jason-NV	59.0	63
Seungmin Shim-AF	55.0	60
DIXON, Jake-FS	51.0	55
BEAL, Noah-FS	46.0	54

MOUNTAIN WEST STANDINGS/RESULTS

SCHOOL (RK)	MOUNTAIN WEST					
	W	L	PCT.	HOME	AWAY	NEUT.
Fresno State	14	4	.778	7-2	7-2	0-0
Air Force	8	6	.571	3-0	5-6	0-0
New Mexico	8	7	.533	6-3	2-4	0-0
Nevada	9	8	.529	7-4	2-4	0-0
San José State	8	10	.444	5-4	3-6	0-0
UNLV	7	11	.389	4-5	3-6	0-0
San Diego State	5	13	.278	4-5	1-8	0-0

ALL GAMES												
W	L	T	PCT.	HOME	AWAY	NEUT.	LAST 10	STRK				
25	10	0	.714	14-4	11-6	0-0	8-2	L1				
15	19	0	.441	6-2	6-14	3-3	5-5	W2				
17	17	0	.500	12-9	3-6	2-2	2-8	W1				
14	17	0	.452	7-5	7-12	0-0	4-6	L1				
13	23	0	.361	9-7	3-16	0-0	4-6	W1				
19	17	0	.528	12-8	7-9	0-0	6-4	L1				
11	24	0	.314	8-10	3-14	0-0	3-7	L1				

MW Regular-Season Champions; % MW Tournament Champions

A LOOK AHEAD IN THE MW

Tuesday, April 16

Air Force at **Texas A&M** (SEC Network+) 4 p.m. CT
 CSU Pueblo at **New Mexico** (MWN) 6 p.m. MT
 San Diego State at **Long Beach State** (ESPN+) 6 p.m. PT
 Fresno State at **LMU** (ESPN+) 6:05 p.m. PT
 Oregon State at **Nevada** (NSN/MWN) 6:05 p.m. PT

Wednesday, April 17

Oregon State at **Nevada** (NSN/MWN) 6:05 p.m. PT

Friday, April 19

New Mexico at **Air Force*** (MWN) 3 p.m. MT
 San Diego State at **UC Irvine** (ESPN+) 6 p.m. PT
 San José State at **Fresno State*** (MWN) 6:05 p.m. PT
 Nevada at **UNLV*** (MWN) 6:05 p.m. PT

Saturday, April 20

New Mexico at **Air Force*** (MWN) 1 p.m. MT
 San José State at **Fresno State*** (MWN) 3:05 p.m. PT
 UC Irvine at **San Diego State** 6 p.m. PT
 Nevada at **UNLV***(MWN) 6:05 p.m. PT

Sunday, April 21

New Mexico at **Air Force*** (MWN) Noon MT
 Nevada at **UNLV*** (MWN) 12:05 p.m. PT
 San Diego State at **UC Irvine** (ESPN+) 1 p.m. PT
 San José State at **Fresno State*** (MWN) 1:05 p.m. PT

Monday, April 22

Nevada at **Utah Tech** (ESPN+) 2:05 p.m. MT

Tuesday, April 23

New Mexico at **Texas Tech** (ESPN+) 2 p.m. CT
 UC Riverside at **UNLV** 2:05 p.m. PT
 San Diego State at **San Diego** (ESPN+) 6 p.m. PT
 CSU Northridge at **Fresno State** (MWN) 6:05 p.m. PT
 Air Force at **Northern Colorado** (Midco Sports Plus) 3 p.m. MT

Friday, April 26

Nevada at **Air Force*** (MWN) 3 p.m. MT
 San Diego State at **New Mexico*** (MWN) 6 p.m. MT
 Fresno State at **Washington State** 6 p.m. PT
 UNLV at **San José State*** (MWN) 6:05 p.m. PT

A LOOK BACK AT THE MW

Monday, April 15

California Baptist 6, UNLV 2 (ESPN+)

Sunday, April 14

Air Force 10, Dallas Baptist 6 (MWN)
New Mexico 6, Fresno State 2* (MWN)
 San José State 6, **Nevada 3*** (NSN/MWN)
 UNLV 14, **San Diego State 5*** (MWN)

Saturday, April 13

Air Force 7, Dallas Baptist 5 (MWN)
San Diego State 7, UNLV 5* (MWN)
 Fresno State 23, **New Mexico 19*** (MWN)
Nevada 11, San José State 8*

Friday, April 12

Dallas Baptist 3, **Air Force 2** (MWN)
 Fresno State 10, **New Mexico 5*** (MWN)
 UNLV 9, **San Diego State 2*** (MWN)
Nevada 18, San José State 4* (MWN)

Wednesday, April 10

Arkansas 8, San José State 2 (SEC Network+)
UNLV 7, Utah Tech 2
 San Diego State 18, **UC San Diego 8** (ESPN+)

Tuesday, April 9

Air Force 23, Northern Colorado 6 (MWN)
Arkansas 5, San José State 1 (SEC Network+)
 Fresno State 5, **Cal Poly 2**
New Mexico State 10, New Mexico 2
 Long Beach State 6, **San Diego State 3** (MWN)
UNLV 6, Utah Tech 5

Sunday, April 7

Sam Houston State 14, **New Mexico 3** (MWN)
UNLV 6, Air Force 5* (MWN)
San José State 7, San Diego State 4* (MWN)
Fresno State 16, Nevada 3*

MOUNTAIN WEST NETWORK APP

All games streamed on the Mountain West Network will be available on the Mountain West App. Be sure to download the app, which is available on Android, IOS, Apple TV, Roku and Android TV. For more information visit TheMW.com.

NCAA RANKING SUMMARY (TEAM)

Statistic	National Rank		Conference Rank		Value National Leader		Value Conference Leader		Value
	Rank	Rank	Rank	Rank	Value	Team	Value	Team	
Base on Balls (295 ranked)	39	1	193	South Carolina	256	New Mexico	193		
Batting Average (295 ranked)	24	1	0.315	Wofford	0.346	New Mexico	0.315		
Double Plays (295 ranked)	17	1	33	Purdue	42	New Mexico	33		
Double Plays Per Game (295 ranked)	16	1	0.97	Purdue	1.17	New Mexico	0.97		
Doubles (295 ranked)	16	3	84	Virginia	98	Fresno St.	92		
Doubles Per Game (295 ranked)	15	3	2.47	Kansas	2.85	Nevada	2.77		
Earned Run Average (295 ranked)	276	7	8.75	Arkansas	2.64	Fresno St.	4.62		
Fielding Percentage (295 ranked)	216	5	0.964	Duke	0.986	Fresno St.	0.975		
Hit Batters (295 ranked)	121	3	48	Saint Peter's	96	San Diego St.	81		
Hit by Pitch (294 ranked)	147	5	45	LMU (CA)	97	Fresno St.	72		
Hits (295 ranked)	31	2	371	Virginia	461	UNLV	387		
Hits Allowed Per Nine Innings (295 ranked)	292	7	13.30	Arkansas	6.18	San Diego St.	9.03		
Home Runs (295 ranked)	105	3	41	Tennessee	95	Fresno St.	43		
						San Jose St.	43		
Home Runs Per Game (295 ranked)	110	3	1.21	Tennessee	2.64	Nevada	1.32		
On Base Percentage (295 ranked)	19	1	0.426	Wofford	0.460	New Mexico	0.426		
Runs (295 ranked)	40	1	286	Virginia	375	New Mexico	286		
Sacrifice Bunts (292 ranked)	135	3	13	Western Ky.	54	Air Force	19		
Sacrifice Flies (295 ranked)	148	4	14	Nicholls	35	Nevada	19		
Scoring (295 ranked)	38	1	8.4	Wofford	11.0	New Mexico	8.4		
Shutouts (99 ranked)				Texas A&M	8	UNLV	3		
Slugging Percentage (295 ranked)	40	1	0.508	Tennessee	0.655	New Mexico	0.508		
Stolen Bases (295 ranked)	195	2	30	VMI	128	Air Force	58		
Stolen Bases Per Game (295 ranked)	201	2	0.88	Southern U.	3.39	Air Force	1.71		
Strikeout-to-Walk Ratio (295 ranked)	182	5	1.63	Arkansas	4.01	Fresno St.	3.23		
Strikeouts Per Nine Innings (295 ranked)	195	4	7.9	Arkansas	12.6	San Diego St.	9.7		
Triple Plays (1 ranked)				5 teams tied	1				
Triples (289 ranked)	51	3	10	Wofford	21	San Jose St.	15		
Triples Per Game (293 ranked)	57	3	0.29	Wofford	0.62	San Jose St.	0.42		
WHIP (295 ranked)	273	7	2.02	Arkansas	1.03	Fresno St.	1.33		
WL Pct (295 ranked)	147	3	0.500	Texas A&M	0.889	Fresno St.	0.714		
Walks Allowed Per Nine Innings (295 ranked)	158	5	4.86	Arizona	2.48	Fresno St.	2.83		

MOUNTAIN WEST BY RPI (THRU 4/14)

Team	Conference	Adj. RPI	Adj. RPI Value	Prev. Adj. RPI	RPI	Orig. RPI Value	WL	Adj. Non-Conf RPI	Non-Conf Record	Conf. Record	Road WL	Quad 1	Quad 2	Quad 3	Quad 4	vs TOP 100	vs below 150	NC SOS	SOS
Fresno St.	Mountain West	97	0.52714	96	97	0.52714	25-10	119	11-6	14-4	11-6	1-1	0-1	11-4	13-4	1-2	21-7	273	248
Air Force	Mountain West	105	0.52222	104	105	0.52222	15-19	101	7-13	8-6	6-14	3-5	1-7	4-5	7-2	4-12	11-6	17	65
San Jose St.	Mountain West	205	0.47184	203	205	0.47184	13-23	210	5-13	8-10	5-16	0-4	1-0	5-13	7-6	1-6	8-9	73	122
Nevada	Mountain West	206	0.47172	198	206	0.47172	14-17	228	5-9	9-8	7-12	0-0	0-6	2-4	12-7	0-6	13-9	271	221
New Mexico	Mountain West	214	0.46587	214	214	0.46587	17-17	239	9-10	8-7	3-6	0-2	1-1	3-10	13-4	2-7	15-9	236	213
UNLV	Mountain West	216	0.46396	216	216	0.46396	19-17	181	12-6	7-11	7-9	0-0	0-0	4-12	15-5	0-4	13-8	297	267
San Diego St.	Mountain West	240	0.44903	238	240	0.44903	11-24	202	6-11	5-13	3-13	0-0	1-7	4-10	6-7	3-7	6-10	84	132

NCAA RANKING SUMMARY (INDIVIDUALS)

Statistic	Player	National Conference		Value	National Leader	Value	Conference Leader	
		Rank	Rank				Value	Value
Base on Balls (138 ranked)	Reed Spenrath	108	2	27	Travis Bazzana, Oregon St.	45	Sebastian Orduno, San Jose St.	
Base on Balls Per Game (147 ranked)	Tye Wood	134	2	0.81	Nick Kurtz, Wake Forest	1.34	Sebastian Orduno, San Jose St.	
	Reed Spenrath	141	3	0.79				
Batting Average (250 ranked)	Jake Holland	66	1	0.392	Edwin Delacruz, Ark.-Pine Bluff	0.495	Jake Holland, New Mexico	
	Khalil Walker	103	2	0.379				
Complete Games (20 ranked)					6 players tied	3	Jacob Riordan, San Diego St. Omar Serrano, San Diego St.	
Doubles (107 ranked)	Jake Holland	58	4	13	Blake Burke, Tennessee	20	Ben Newton, Fresno St.	
	Will Asby	107	8	12	Tyler MacGregor, Northeastern			
	Reed Spenrath	107	8	12				
Doubles Per Game (148 ranked)	Jake Holland	8	2	0.50	Blake Burke, Tennessee Tyler MacGregor, Northeastern	0.57 0.57	Michael Ball, Nevada	
Earned Run Average (199 ranked)					Wyatt Lunsford-Shenkman, East Carolina	0.92	Jack Anker, Fresno St.	
Games Started (21 ranked)					Chase Hennessey, Utah Valley	16	7 players tied	
Hit Batters (105 ranked)					Evan Hurlburt, Alabama A&M	18	Jacob Riordan, San Diego St.	
Hit By Pitch Per Game (144 ranked)	Tye Wood	56	3	0.39	Luke Beckstein, Northeastern	0.76	Rocco Peppi, Fresno St.	
Hit by Pitch (128 ranked)	Tye Wood	60	3	12	Luke Beckstein, Northeastern	25	Rocco Peppi, Fresno St.	
Hits (143 ranked)					Joshua Kuroda-Grauer, Rutgers	67	Rylan Charles, UNLV	
Hits Allowed Per Nine Innings (150 ranked)					Dominic Castellano, UCF	4.15	Jack Anker, Fresno St.	
Hits Per Game (149 ranked)	Jake Holland	107	3	1.46	Joshua Kuroda-Grauer, Rutgers	1.91	Tommy Hopfe, Fresno St.	
Home Runs (126 ranked)	Jake Holland	43	1	13	Charlie Condon, Georgia	24	Jake Holland, New Mexico	
Home Runs Per Game (148 ranked)	Jake Holland	9	1	0.50	Charlie Condon, Georgia	0.67	Jake Holland, New Mexico	
On Base Percentage (150 ranked)	Tye Wood	75	1	0.496	Travis Bazzana, Oregon St.	0.610	Tye Wood, New Mexico	
	Khalil Walker	118	2	0.483				
Pitching Appearances (106 ranked)					Hunter Holmes, Wichita St. Ryan Mullan, LMU (CA) Austin Schroeder, LMU (CA)	22 22 22		
Runs (130 ranked)	Will Asby	130	5	37	Sam Antonacci, Coastal Carolina	58	Jay Thomason, Air Force	
Runs Batted In (140 ranked)	Jake Holland	35	1	45	Braden Montgomery, Texas A&M	58	Jake Holland, New Mexico	
					James Tibbs III, Florida St.			
Runs Batted In Per Game (149 ranked)	Jake Holland	1	1	1.73	Jake Holland, New Mexico	1.73	Jake Holland, New Mexico	
Runs Per Game (150 ranked)	Jake Holland	135	4	1.12	Tyler Hawkins, Southern U.	1.67	Jay Thomason, Air Force	
Sacrifice Bunts (149 ranked)	Khalil Walker	149	4	4	Garrison Weiss, Prairie View	14	Michael McKernan, Fresno St.	
							Ben Newton, Fresno St.	
							Chase Spencer, Air Force	
Sacrifice Bunts Per Game (147 ranked)	Khalil Walker	147	4	0.13	Garrison Weiss, Prairie View	0.38	Michael McKernan, Fresno St.	
Sacrifice Flies (60 ranked)	Jake Holland	18	2	5	Matt King, UTSA	9	Triston Gray, Fresno St.	
Saves (407 ranked)	Brian McBroom	121	3	3	Ethan Bates, Louisiana Tech	10	Tommy Hopfe, Fresno St.	
	Wyatt Hardy	407	8	1	Mason Burns, Western Ky.			
	Jaren Jackson	407	8	1				
	Justin Still	407	8	1				
	Wil Bannister	407	8	1				
	Josh Barnhouse	407	8	1				
Slugging Percentage (250 ranked)	Jake Holland	3	1	0.948	Charlie Condon, Georgia	1.109	Jake Holland, New Mexico	
	Reed Spenrath	137	5	0.669				
Stolen Bases (123 ranked)					Marshall Toole, Wofford	30	Chase Spencer, Air Force	
Stolen Bases Per Game (146 ranked)					Jackson Strong, Canisius	0.93	Chase Spencer, Air Force	
Strikeout-to-Walk Ratio (150 ranked)					Kyle Roche, Richmond	20.50	Austin Cates, UNLV	
Strikeouts (146 ranked)					Chase Burns, Wake Forest	105	Austin Cates, UNLV	
Strikeouts Per Nine Innings (150 ranked)					Hagen Smith, Arkansas	17.04	Austin Cates, UNLV	
Total Bases (148 ranked)	Jake Holland	73	3	92	Charlie Condon, Georgia	152	Rylan Charles, UNLV	
	Reed Spenrath	148	6	85				
Toughest to Strike Out (150 ranked)					Camden Janik, Illinois	26.4	Rocco Peppi, Fresno St.	
Triples (42 ranked)	Reed Spenrath	14	1	4	Ethan Conrad, Marist	11	4 players tied	
Triples Per Game (150 ranked)	Reed Spenrath	27	2	0.12	Ethan Conrad, Marist	0.32	Colby Turner, San Diego St.	
Victories (119 ranked)					Matthew Matthijs, North Carolina	11	Jack Anker, Fresno St.	
							Austin Cates, UNLV	
WHIP (150 ranked)					Brett Sears, Nebraska	0.65	Jack Anker, Fresno St.	
Walks Allowed Per Nine Innings (150 ranked)					Kyle Roche, Richmond	0.33	Jack Anker, Fresno St.	

MOUNTAIN WEST-ONLY STATS

Record: 8-7 Home: 6-3 Away: 2-4 MW: 8-7

Player	avg	gp-gs	ab	r	h	2b	3b	hr	rbi	tb	slg%	bb	hp	so	gdp	ob%	sf	sh	sb-att	po	a	e	fld%	
18 HOLLAND, Jake	.464	14-14	56	21	26	8	1	9	31	63	1.125	7	1	11	1	.515	2	0	0-0	91	11	1	.990	
15 WALKER, Khalil	.435	15-11	46	13	20	2	0	0	6	22	.478	5	0	6	0	.481	1	4	0-0	33	1	0	1.000	
14 CARRIS, Akili	.349	12-11	43	11	15	3	0	0	14	18	.419	3	0	7	1	.383	1	2	0-0	12	18	1	.968	
8 KINKADE, Konner	.344	11-8	32	11	11	3	0	0	6	14	.438	2	4	5	3	.447	0	2	0-0	12	21	2	.943	
12 ASBY, Will	.339	15-15	62	22	21	6	1	2	16	35	.565	11	3	6	0	.455	1	0	1-1	32	0	1	.970	
4 WOOD, Tye	.306	14-14	49	12	15	3	0	0	9	18	.367	10	6	9	2	.477	0	0	4-5	13	0	1	.929	
30 SPENRATH, Reed	.288	15-15	59	14	17	3	2	4	14	36	.610	13	1	20	0	.425	0	0	4-4	130	7	1	.993	
3 DIXON, Devon	.231	15-15	52	10	12	3	1	0	10	17	.327	12	1	12	2	.379	1	0	1-1	22	45	2	.971	

43 TRUJILLO, Gene	.500	6-2	8	4	4	0	0	1	3	7	.875	2	1	1	0	.583	1	0	0-0	0	0	0	.000	
10 MUNGUIA, Austin	.500	2-0	2	0	1	0	0	0	0	1	.500	0	0	0	0	.500	0	0	0-0	4	0	0	1.000	
24 SMITH, Kyle	.333	8-6	27	8	9	2	0	1	6	14	.519	3	3	3	1	.455	0	0	1-1	4	1	0	1.000	
9 MCALISTER, Josh	.333	4-4	12	4	4	1	0	1	3	8	.667	3	0	4	0	.467	0	1	0-0	1	9	3	.769	
47 OTT, Ethan	.263	7-6	19	5	5	1	0	1	4	9	.474	5	2	6	0	.462	0	0	0-0	0	0	0	.000	
2 WEISSENBORN, Chase	.261	7-7	23	0	6	0	0	0	1	6	.261	4	0	5	0	.370	0	0	0-0	6	21	1	.964	
11 STEPHENS, Sean	.125	11-6	24	1	3	0	0	0	3	3	.125	2	3	8	1	.276	0	0	0-0	14	0	0	1.000	
26 MANSY, Luke	.000	3-1	5	1	0	0	0	0	0	0	.000	3	0	1	0	.375	0	0	0-0	4	3	0	1.000	
48 NEIL, Andrew	.000	1-0	0	0	0	0	0	0	0	0	.000	0	0	0	0	.000	0	0	0-0	0	0	0	.000	
Totals	.326	15	519	137	169	35	5	19	126	271	.522	85	25	104	11	.439	7	9	11-12	381	152	15	.973	
Opponents	.349	15	553	134	193	46	4	20	126	307	.555	58	23	101	12	.425	10	5	6-9	375	127	17	.967	

LOB - Team (133), Opp (134). DPs turned - Team (13), Opp (15). Picked off - WOOD, T. 1, WALKER, K. 1, WEISSENBORN 1.

(MW games only Sorted by Earned run avg)

Player	era	w-l	app	gs	cg	sho	sv	ip	h	r	er	bb	so	2b	3b	hr	b/avg	wp	hp	bk	sfa	sha
33 PURSER, Daxton	5.94	0-1	4	4	0	0/0	0	16.2	16	14	11	12	17	4	0	1	.242	1	5	2	0	1
27 LOPEZ, David	6.66	2-1	5	4	0	0/0	0	25.2	31	21	19	8	13	8	0	4	.301	1	2	0	1	2
40 BANNISTER, Wil	6.75	0-0	6	3	0	0/0	1	17.1	24	14	13	9	7	6	0	0	.316	2	5	0	0	1

31 PENGELLY, Dayne	6.75	1-1	2	2	0	0/0	0	8.0	13	6	6	2	7	3	1	2	.361	3	0	1	0	1
23 JACKSON, Jaren	7.24	2-2	5	0	0	0/0	1	13.2	23	11	11	5	16	3	0	2	.365	1	3	0	1	0
34 BARNHOUSE, Josh	9.90	1-1	5	0	0	0/0	1	10.0	12	11	11	5	12	2	0	3	.316	0	1	0	2	0
39 CASTILLO, Ryan	10.97	1-1	4	1	0	0/0	0	10.2	21	14	13	1	16	7	0	1	.429	1	0	0	2	0
35 STEINKAMP, Arthur	11.57	1-0	4	0	0	0/0	0	9.1	18	13	12	3	5	5	1	1	.409	2	2	0	1	0
48 NEIL, Andrew	13.50	0-0	1	0	0	0/0	0	0.2	1	1	1	2	2	0	0	0	.333	0	1	1	0	0
13 RUSSELL, Brett	15.12	0-0	3	1	0	0/0	0	8.1	17	14	14	2	4	5	1	4	.405	3	1	0	1	0
19 STILL, Justin	18.00	0-0	4	0	0	0/0	0	3.0	7	6	6	5	1	1	0	1	.538	1	0	0	1	0
6 MCBROOM, Brian	22.09	0-0	5	0	0	0/0	0	3.2	10	9	9	4	1	2	1	1	.500	0	3	1	1	0
Totals	8.93	8-7	15	15	0	0/0	3	127.0	193	134	126	58	101	46	4	20	.349	15	23	5	10	5
Opponents	8.28	7-8	15	15	1	1/0	2	125.0	169	137	115	85	104	35	5	19	.326	10	25	0	7	9

PB - Team (0), Opp (1). Pickoffs - Team (1), PURSER, D. 1, Opp (3). SBA/ATT - HOLLAND, J. (6-8), CASTILLO, R. (2-3), PURSER, D. (0-2), LOPEZ, D. (2-2), STEINKAMP, A (1-1), JACKSON, J. (1-1).

LAST WEEKEND SERIES STATS (VS. FRESNO STATE, 4/12-14)

Record: 1-2 Home: 1-2 Away: 0-0 MW: 1-2

Player	avg	gp-gs	ab	r	h	2b	3b	hr	rbi	tb	slg%	bb	hp	so	gdp	ob%	sf	sh	sb-att	po	a	e	fld%	
15 WALKER, Khalil	.750	3-2	8	2	6	0	0	0	1	6	.750	2	0	0	0	.800	0	1	0-0	7	0	0	1.000	
18 HOLLAND, Jake	.500	3-3	14	6	7	0	1	3	9	18	1.286	2	0	2	0	.563	0	0	0-0	11	2	0	1.000	
8 KINKADE, Konner	.400	3-3	15	4	6	3	0	0	4	9	.600	0	0	1	2	.400	0	2	0-0	6	12	0	1.000	
14 CARRIS, Akili	.400	2-2	10	3	4	0	0	0	2	4	.400	0	0	2	0	.400	0	0	0-0	0	5	0	1.000	
12 ASBY, Will	.385	3-3	13	5	5	1	0	0	3	6	.462	3	0	1	0	.471	1	0	0-0	8	0	0	1.000	
4 WOOD, Tye	.333	3-3	12	2	4	0	0	0	2	4	.333	0	2	2	0	.429	0	0	2-2	3	0	1	.750	
3 DIXON, Devon	.333	3-3	12	3	4	1	1	0	2	7	.583	2	0	3	0	.429	0	0	0-0	5	14	0	1.000	
24 SMITH, Kyle	.333	2-2	6	1	2	0	0	0	0	2	.333	1	2	0	0	.556	0	0	0-0	0	0	0	.000	
30 SPENRATH, Reed	.273	3-3	11	4	3	1	0	1	3	7	.636	3	1	6	0	.467	0	0	0-0	38	0	0	1.000	

47 OTT, Ethan	.250	1-1	4	0	1	0	0	0	1	1	.250	0	0	1	0	.250	0	0	0-0	0	0	0	.000	
9 MCALISTER, Josh	.200	1-1	5	0	1	0	0	0	0	1	.200	0	0	3	0	.200	0	0	0-0	0	1	1	.500	
11 STEPHENS, Sean	.000	2-1	4	0	0	0	0	0	0	0	.000	0	0	2	0	.000	0	0	0-0	3	0	0	1.000	
43 TRUJILLO, Gene	.000	2-0	2	0	0	0	0	0	0	0	.000	0	0	0	0	.000	0	0	0-0	0	0	0	.000	
48 NEIL, Andrew	.000	1-0	0	0	0	0	0	0	0	0	.000	0	0	0	0	.000	0	0	0-0	0	0	0	.000	
Totals	.371	3	116	30	43	6	2	4	27	65	.560	13	5	23	2	.452	1	3	2-2	81	37	2	.983	
Opponents	.366	3	123	35	45	10	2	6	34	77	.626	11	4	13	2	.429	2	0	0-0	78	26	3	.972	

LOB - Team (30), Opp (24). DPs turned - Team (2), Opp (3).

(Fresno State Series 4/12-14 Sorted by Earned run avg)

Player	era	w-l	app	gs	cg	sho	sv	ip	h	r	er	bb	so	2b	3b	hr	b/avg	wp	hp	bk	sfa	sha		
40 BANNISTER, Wil	0.00	0-0	2	0	0	0/0	1	5.1	1	0	0	3	2	0	0	0	.059	0	1	0	0	0		
27 LOPEZ, David	2.57	1-0	1	1	0	0/0	0	7.0	4	2	2	1	3	1	0	1	.160	0	0	0	0	0		
13 RUSSELL, Brett	10.80	0-0	1	1	0	0/0	0	5.0	10	6	6	0	2	3	0	3	.400	0	1	0	0	0		
31 PENGELLY, Dayne	18.00	0-1	1	1	0	0/0	0	3.0	8	6	6	1	1	2	1	2	.500	2	0	0	0	0		

6 MCBROOM, Brian	10.80	0-0	2	0	0	0/0	0	1.2	2	2	2	1	1	0	1	0	.286	0	0	0	0	0		
35 STEINKAMP, Arthur	11.57	0-0	1	0	0	0/0	0	2.1	6	4	3	0	0	1	0	0	.500	0	1	0	1	0		
23 JACKSON, Jaren	27.00	0-1	1	0	0	0/0	0	1.1	5	4	4	2	3	0	0	0	.556	0	1	0	0	0		
34 BARNHOUSE, Josh	54.00	0-0	1	0	0	0/0	0	0.2	3	4	4	1	0	0	0	0	.750	0	0	0	1	0		
39 CASTILLO, Ryan	67.50	0-0	1	0	0	0/0	0	0.2	6	5	5	0	1	3	0	0	.750	0	0	0	0	0		
19 STILL, Justin	99.00	0-0	1	0	0	0/0	0	0.0	0	2	2	2	0	0	0	0		0	0	0	0	0		
Totals	11.33	1-2	3	3	0	0/0	1	27.0	45	35	34	11	13	10	2	6	.366	2	4	0	2	0		
Opponents	9.69	2-1	3	3	0	0/0	1	26.0	43	30	28	13	23	6	2	4	.371	5	5	0	1	3		

2024 SEASON / CAREER STATS COMPARISON

Player	SEASON														CAREER													
	Avg	G-GS	AB	R	H	2B	3B	HR	RBI	BB	Hbp	SO	Sb-Att	Avg	G-GS	AB	R	H	2B	3B	HR	RBI	BB	Hbp	SO	Sb-Att		
18 HOLLAND, Jake	.392	26-25	97	29	38	13	1	13	45	9	2	20	0-0	.356	67-59	247	58	88	20	2	25	84	17	3	52	0-0		
15 WALKER, Khalil	.379	30-23	95	27	36	5	0	0	12	19	1	14	1-4	.379	30-23	95	27	36	5	0	0	12	19	1	14	1-4		
30 SPENRATH, Reed	.346	34-33	127	32	44	12	4	7	28	27	2	36	4-4	.331	84-83	317	86	105	23	8	26	93	61	3	106	7-7		
8 KINKADE, Konner	.342	27-19	79	18	27	5	0	0	21	10	5	15	0-0	.311	62-29	135	31	42	9	0	2	33	25	6	23	0-0		
12 ASBY, Will	.305	34-32	131	37	40	12	1	7	34	20	5	17	1-1	.305	34-32	131	37	40	12	1	7	34	20	5	17	1-1		
11 STEPHENS, Sean	.296	28-21	81	11	24	1	2	0	11	12	5	15	8-13	.301	102-56	256	53	77	10	3	4	33	29	8	56	18-26		
4 WOOD, Tye	.293	31-29	92	29	27	4	0	2	18	25	12	22	11-13	.293	31-29	92	29	27	4	0	2	18	25	12	22	11-13		
9 MCALISTER, Josh	.286	20-18	70	14	20	3	1	3	13	8	1	21	3-3	.286	20-18	70	14	20	3	1	3	13	8	1	21	3-3		
3 DIXON, Devon	.230	33-33	113	23	26	6	1	2	18	20	2	28	1-1	.256	82-78	277	61	71	16	1	8	45	36	4	57	3-4		
43 TRUJILLO, Gene	.393	14-6	28	10	11	2	0	3	9	3	1	8	0-0	.393	14-6	28	10	11	2	0	3	9	3	1	8	0-0		
10 MUNGUIA, Austin	.333	5-0	3	0	1	0	0	0	0	0	0	1	0-0	.333	5-0	3	0	1	0	0	0	0	0	0	1	0-0		
47 OTT, Ethan	.327	18-15	55	10	18	4	0	2	15	10	3	19	0-0	.327	18-15	55	10	18	4	0	2	15	10	3	19	0-0		
24 SMITH, Kyle	.313	21-15	67	18	21	8	0	2	16	9	6	13	1-2	.290	81-45	200	45	58	14	5	10	47	31	16	41	3-4		
14 CARRIS, Akilii	.308	18-17	65	16	20	5	0	0	16	5	0	15	0-0	.292	26-17	72	18	21	5	0	0	16	5	1	17	0-0		
2 WEISSENBERN, Chase	.279	13-13	43	2	12	3	0	0	7	4	0	12	0-0	.274	137-130	453	82	124	26	4	1	60	48	9	107	7-10		
26 MANSY, Luke	.194	14-7	31	8	6	1	0	0	3	12	0	5	0-0	.194	14-7	31	8	6	1	0	0	3	12	0	5	0-0		
48 NEIL, Andrew	.000	3-0	0	2	0	0	0	0	0	0	0	0	0-0	.000	3-0	0	2	0	0	0	0	0	0	0	0	0-0		
Totals	.315	34-34	1177	286	371	84	10	41	266	193	45	261	30-41															
Opponents	.342	34-34	1248	311	427	101	18	47	287	156	48	255	44-52															

(All games Sorted by Earned run avg)

Player	SEASON													CAREER												
	ERA	W-L	App	GS	CG	Sho	Sv	IP	H	R	ER	BB	SO	ERA	W-L	App	GS	CG	Sho	Sv	IP	H	R	ER	BB	SO
40 BANNISTER, Wil	5.50	1-0	12	5	0	0	0	34.1	44	23	21	16	21	6.92	2-3	28	6	0	0	0	53.1	75	44	41	24	32
27 LOPEZ, David	7.21	3-1	9	7	0	0	0	43.2	59	39	35	17	27	7.21	3-1	9	7	0	0	0	43.2	59	39	35	17	27
17 MOGEN, Cristian	0.00	1-0	1	0	0	0	0	2.0	2	0	0	0	0	0.00	1-0	1	0	0	0	0	2.0	2	0	0	0	0
22 BAKER-LIVINGSTON,B	3.00	0-0	2	2	0	0	0	6.0	6	2	2	1	8	8.89	2-5	24	8	0	0	0	52.2	87	53	52	22	36
19 STILL, Justin	5.25	1-0	11	0	0	0	1	12.0	13	9	7	13	10	7.82	2-5	41	5	0	0	1	63.1	83	63	55	47	63
33 PURSER, Daxton	6.39	0-2	9	6	0	0	0	31.0	32	25	22	25	32	6.39	0-2	9	6	0	0	0	31.0	32	25	22	25	32
13 RUSSELL, Brett	9.00	2-0	10	2	0	0	0	25.0	31	27	25	7	22	9.33	3-7	30	16	0	0	0	89.2	154	108	93	40	75
6 MCBROOM, Brian	9.24	1-0	13	0	0	0	3	12.2	18	13	13	5	11	6.34	7-4	55	0	0	0	9	92.1	117	75	65	26	78
35 STEINKAMP, Arthur	9.43	1-1	12	0	0	0	0	21.0	36	25	22	7	11	7.22	2-2	44	0	0	0	0	62.1	88	63	50	15	35
31 PENGELLY, Dayne	9.53	3-3	7	5	0	0	0	22.2	45	31	24	15	25	9.53	3-3	7	5	0	0	0	22.2	45	31	24	15	25
34 BARNHOUSE, Josh	10.80	1-2	12	1	0	0	1	21.2	34	28	26	14	22	10.80	1-2	12	1	0	0	1	21.2	34	28	26	14	22
23 JACKSON, Jaren	10.93	2-5	11	2	0	0	1	28.0	50	36	34	16	31	8.79	5-7	23	10	0	0	2	72.2	111	74	71	28	63
39 CASTILLO, Ryan	12.18	1-2	7	2	0	0	0	17.0	31	25	23	4	20	12.18	1-2	7	2	0	0	0	17.0	31	25	23	4	20
38 LEHMBECK, Blake	13.50	0-0	2	0	0	0	0	2.0	6	3	3	1	2	13.50	0-0	2	0	0	0	0	2.0	6	3	3	1	2
29 HARDY, Wyatt	21.13	0-1	7	1	0	0	1	7.2	19	18	18	4	11	21.13	0-1	7	1	0	0	1	7.2	19	18	18	4	11
48 NEIL, Andrew	22.50	0-0	3	1	0	0	0	2.0	1	5	5	9	2	22.50	0-0	3	1	0	0	0	2.0	1	5	5	9	2
41 ROMERO, Blane	54.00	0-0	1	0	0	0	0	0.1	0	2	2	2	0	54.00	0-0	1	0	0	0	0	0.1	0	2	2	2	0
Totals	8.75	17-17	34	34	0	0	8	289.0	427	311	281	156	255													
Opponents	7.92	17-17	34	34	1	1	6	284.0	371	286	250	193	261													

2024 SEASON / CAREER FIELDING COMPARISON

Player	SEASON											CAREER										
	CH	PO	A	E	Fld%	SBA	CSB	SBA%	PB	CI	Ch	PO	A	E	Fld%	SBA	CSB	SBA%	PB	CI		
26 MANSY, Luke	19	8	11	0	1.000	0	0	---	0	0	19	8	11	0	1.000	0	0	---	0	0		
27 LOPEZ, David	12	2	10	0	1.000	7	0	1.000	0	0	12	2	10	0	1.000	7	0	1.000	0	0		
47 OTT, Ethan	9	9	0	0	1.000	0	0	---	0	0	9	9	0	0	1.000	0	0	---	0	0		
10 MUNGUIA, Austin	6	6	0	0	1.000	0	0	---	0	0	6	6	0	0	1.000	0	0	---	0	0		
39 CASTILLO, Ryan	3	0	3	0	1.000	3	1	.750	0	0	3	0	3	0	1.000	3	1	.750	0	0		
31 PENGELLY, Dayne	2	0	2	0	1.000	5	0	1.000	0	0	2	0	2	0	1.000	5	0	1.000	0	0		
23 JACKSON, Jaren	2	0	2	0	1.000	4	1	.800	0	0	6	0	6	0	1.000	12	1	.923	0	0		
29 HARDY, Wyatt	1	1	0	0	1.000	1	0	1.000	0	0	1	1	0	0	1.000	1	0	1.000	0	0		
19 STILL, Justin	1	1	0	0	1.000	1	0	1.000	0	0	13	3	9	1	.923	5	3	.625	0	0		
22 BAKER-LIVINGSTON,B	1	0	1	0	1.000	0	0	---	0	0	13	3	10	0	1.000	2	1	.667	0	0		
43 TRUJILLO, Gene	1	1	0	0	1.000	0	0	---	0	0	1	1	0	0	1.000	0	0	---	0	0		
48 NEIL, Andrew	1	1	0	0	1.000	2	0	1.000	0	0	1	1	0	0	1.000	2	0	1.000	0	0		
30 SPENRATH, Reed	296	274	19	3	.990	0	0	---	0	0	674	632	37	5	.993	0	0	---	0	0		
18 HOLLAND, Jake	194	172	20	2	.990	23	5	.821	3	0	439	390	45	4	.991	48	11	.814	3	0		
11 STEPHENS, Sean	53	51	1	1	.981	0	0	---	0	0	161	154	3	4	.975	0	0	---	0	0		
24 SMITH, Kyle	81	75	4	2	.975	21	0	1.000	0	0	253	226	24	3	.988	29	10	.744	2	0		
14 CARRIS, Akilii	39	14	24	1	.974	0	0	---	0	0	46	16	28	2	.957	0	0	---	0	0		
3 DIXON, Devon	156	47	103	6	.962	0	0	---	0	0	360	116	232	12	.967	0	0	---	0	0		
2 WEISSENBERN, Chase	49	16	31	2	.959	0	0	---	0	0	580	175	379	26	.955	0	0	---	0	0		
8 KINKADE, Konner	85	33	48	4	.953	0	0	---	0	0	157	63	86	8	.949	0	0	---	0	0		
15 WALKER, Khalil	62	58	1	3	.952	0	0	---	0	0	62	58	1	3	.952	0	0	---	0	0		
12 ASBY, Will	52	49	0	3	.942	0	0	---	0	0	52	49	0	3	.942	0	0	---	0	0		
4 WOOD, Tye	41	36	1	4	.902	0	0	---	0	0	41	36	1	4	.902	0	0	---	0	0		
9 MCALISTER, Josh	43	7	30	6	.860	0	0	---	0	0	43	7	30	6	.860	0	0	---	0	0		
40 BANNISTER, Wil	8	1	5	2	.750	2	1	.667	0	0	12	2	7	3	.750	2	1	.667	0	0		
34 BARNHOUSE, Josh	4	1	2	1	.750	3	1	.750	0	0	4	1	2	1	.750	3	1	.750	0	0		
33 PURSER, Daxton	4	0	3	1	.750	5	4	.556	0	0	4	0	3	1	.750	5	4	.556	0	0		
35 STEINKAMP,																						

2024 NEW MEXICO GAMES SUMMARY

Score by innings	1	2	3	4	5	6	7	8	9	EX	Total
New Mexico	23	37	45	33	31	41	32	23	20	1	286
Opponents	43	46	27	42	40	29	27	29	26	2	311

Record when ...

Overall	17-17	After 6 leading	15-5
Conference	8-7 trailing	2-12
Non-Conference	9-10 tied	0-0
Home games	12-9	After 7 leading	12-3
Away games	3-6 trailing	1-12
Neutral site	2-2 tied	0-1
Day games	14-9	After 8 leading	12-1
Night games	3-8 trailing	1-14
vs Left starter	3-5 tied	0-1
vs Right starter	14-12		
1-Run games	5-3	Hit 0 home runs	4-10
2-Run games	3-1	... 1 home run	2-4
5+Run games	4-10	... 2+ home runs	11-3
Extra innings	0-1		
Shutouts	0-1	Opponent 0 home runs	9-2
	 1 home run	7-4
Scoring 0-2 runs	0-5 2+ HRs	1-11
..... 3-5 runs	2-4		
..... 6-9 runs	8-4	Made 0 errors	7-3
..... 10+ runs	7-4 1 error	5-5
	 2+ errors	5-9
Opponent 0-2 runs	4-0		
..... 3-5 runs	6-1	Opp. made 0 errors	6-7
..... 6-9 runs	5-2 1 error	5-5
..... 10+ runs	2-14 2+ errors	6-5
Scored in 1st inning	7-3	Out-hit opponent	11-3
Opp. scored in 1st	6-11	Out-hit by opponent	6-14
Scores first	10-2	Hits are tied	0-0
Opp. scores first	7-15		

Record when team scores:

Runs	0	1	2	3	4	5	6	7	8	9	10+
W-L	0-1	0-1	0-3	0-2	1-0	1-2	4-2	2-0	0-1	2-1	7-4

Record when opponent scores:

Runs	0	1	2	3	4	5	6	7	8	9	10+
W-L	0-0	0-0	4-0	1-0	3-1	2-0	2-0	1-0	2-1	0-1	2-14

Record when leading after:

Inn.	1	2	3	4	5	6	7	8
W-L	4-1	8-3	10-5	9-3	11-5	15-5	12-3	12-1

Record when trailing after:

Inn.	1	2	3	4	5	6	7	8
W-L	4-9	5-13	4-11	4-13	4-12	2-12	1-12	1-14

Record when tied after:

Inn.	1	2	3	4	5	6	7	8
W-L	9-7	4-1	3-1	4-1	2-0	0-0	0-1	0-1

Current winning streak: 1
 Longest winning streak: 4
 Longest losing streak: 8

Home attendance : 9209 (19 dates avg = 484)
 Away attendance : 14934 (13 dates avg = 1148)
 Total attendance: 24143 (32 dates avg = 754)

2024 BATTING LEADERS

Hitting minimums - 1 Games 1 AB 2.0 AB/Game 1 TPA 2.0 TPA/Game
Pitching minimums - 1 Games 1.0 IP/Game

Batting avg		Slugging pct		On base pct	
1. 18 HOLLAND, Jake	.392	1. 18 HOLLAND, Jake	.948	1. 4 WOOD, Tye	.496
2. 15 WALKER, Khalil	.379	2. 30 SPENRATH, Reed	.669	2. 15 WALKER, Khalil	.483
3. 30 SPENRATH, Reed	.346	3. 12 ASBY, Will	.573	3. 30 SPENRATH, Reed	.468
4. 8 KINKADE, Konner	.342	4. 9 MCALISTER, Josh	.486	4. 8 KINKADE, Konner	.438
5. 12 ASBY, Will	.305	5. 15 WALKER, Khalil	.432	5. 18 HOLLAND, Jake	.434
Runs scored		Hits		Runs batted in	
1. 12 ASBY, Will	37	1. 30 SPENRATH, Reed	44	1. 18 HOLLAND, Jake	45
2. 30 SPENRATH, Reed	32	2. 12 ASBY, Will	40	2. 12 ASBY, Will	34
3. 18 HOLLAND, Jake	29	3. 18 HOLLAND, Jake	38	3. 30 SPENRATH, Reed	28
4 WOOD, Tye	29	4. 15 WALKER, Khalil	36	4. 8 KINKADE, Konner	21
5. 15 WALKER, Khalil	27	5. 2 tied at...	27	5. 2 tied at.....	18
Doubles		Triples		Home runs	
1. 18 HOLLAND, Jake	13	1. 30 SPENRATH, Reed	4	1. 18 HOLLAND, Jake	13
2. 12 ASBY, Will	12	2. 11 STEPHENS, Sean	2	2. 12 ASBY, Will	7
30 SPENRATH, Reed	12	3. 4 tied at.....	1	30 SPENRATH, Reed	7
4. 24 SMITH, Kyle	8			4. 43 TRUJILLO, Gene	3
5. 3 DIXON, Devon	6			9 MCALISTER, Josh	3
Total bases		Walks		Hit by pitch	
1. 18 HOLLAND, Jake	92	1. 30 SPENRATH, Reed	27	1. 4 WOOD, Tye	12
2. 30 SPENRATH, Reed	85	2. 4 WOOD, Tye	25	2. 24 SMITH, Kyle	6
3. 12 ASBY, Will	75	3. 3 DIXON, Devon	20	3. 11 STEPHENS, Sean	5
4. 15 WALKER, Khalil	41	12 ASBY, Will	20	12 ASBY, Will	5
5. 3 DIXON, Devon	40	5. 15 WALKER, Khalil	19	8 KINKADE, Konner	5
Sac bunts		Sac flies		Stolen bases	
1. 15 WALKER, Khalil	4	1. 18 HOLLAND, Jake	5	1. 4 WOOD, Tye	11
2. 8 KINKADE, Konner	2	2. 8 KINKADE, Konner	2	2. 11 STEPHENS, Sean	8
14 CARRIS, Akili	2	12 ASBY, Will	2	3. 30 SPENRATH, Reed	4
9 MCALISTER, Josh	2	4. 5 tied at.....	1	4. 9 MCALISTER, Josh	3
5. 3 tied at.....	1			5. 4 tied at.....	1
Caught stealing		Steal attempts		Stolen base pct	
1. 11 STEPHENS, Sean	5	1. 4 WOOD, Tye	13	1. 12 ASBY, Will	1.000
2. 15 WALKER, Khalil	3	11 STEPHENS, Sean	13	30 SPENRATH, Reed	1.000
3. 4 WOOD, Tye	2	3. 30 SPENRATH, Reed	4	3 DIXON, Devon	1.000
4. 24 SMITH, Kyle	1	15 WALKER, Khalil	4	9 MCALISTER, Josh	1.000
		5. 9 MCALISTER, Josh	3	5. 4 WOOD, Tye	.846
Strikeouts		Grounded into DP		Total plate appearances	
1. 30 SPENRATH, Reed	36	1. 3 DIXON, Devon	5	1. 12 ASBY, Will	159
2. 3 DIXON, Devon	28	2. 4 WOOD, Tye	4	2. 30 SPENRATH, Reed	156
3. 4 WOOD, Tye	22	3. 18 HOLLAND, Jake	3	3. 3 DIXON, Devon	137
4. 9 MCALISTER, Josh	21	8 KINKADE, Konner	3	4. 4 WOOD, Tye	129
5. 18 HOLLAND, Jake	20	24 SMITH, Kyle	3	5. 15 WALKER, Khalil	120
At bats		Games played		Game starts	
1. 12 ASBY, Will	131	1. 12 ASBY, Will	34	1. 30 SPENRATH, Reed	33
2. 30 SPENRATH, Reed	127	30 SPENRATH, Reed	34	3 DIXON, Devon	33
3. 3 DIXON, Devon	113	3. 3 DIXON, Devon	33	3. 12 ASBY, Will	32
4. 18 HOLLAND, Jake	97	4. 4 WOOD, Tye	31	4. 4 WOOD, Tye	29
5. 15 WALKER, Khalil	95	5. 15 WALKER, Khalil	30	5. 18 HOLLAND, Jake	25
Games as sub					
1. 8 KINKADE, Konner	8				
43 TRUJILLO, Gene	8				
3. 15 WALKER, Khalil	7				
26 MANSY, Luke	7				
11 STEPHENS, Sean	7				

2024 PITCHING LEADERS

Hitting minimums - 1 Games 1 AB 2.0 AB/Game 1 TPA 2.0 TPA/Game
Pitching minimums - 1 Games 1.0 IP/Game

Earned run avg		Opposing bat avg		Won-loss pct	
1. 40 BANNISTER, Wil	5.50	1. 40 BANNISTER, Wil	.303	1. 40 BANNISTER, Wil	1.000
2. 27 LOPEZ, David	7.21	2. 27 LOPEZ, David	.322	2. 27 LOPEZ, David	.750
Wins		Losses		Saves	
1. 27 LOPEZ, David	3	1. 23 JACKSON, Jaren	5	1. 6 MCBROOM, Brian	3
31 PENGELLY, Dayne	3	2. 31 PENGELLY, Dayne	3	2. 5 tied at.....	1
3. 13 RUSSELL, Brett	2	3. 33 PURSER, Daxton	2		
23 JACKSON, Jaren	2	34 BARNHOUSE, Josh	2		
5. 7 tied at.....	1	39 CASTILLO, Ryan	2		
Innings pitched		Batters struck out		Appearances	
1. 27 LOPEZ, David	43.2	1. 33 PURSER, Daxton	32	1. 6 MCBROOM, Brian	13
2. 40 BANNISTER, Wil	34.1	2. 23 JACKSON, Jaren	31	2. 35 STEINKAMP, Arthur	12
		3. 27 LOPEZ, David	27	40 BANNISTER, Wil	12
		4. 31 PENGELLY, Dayne	25	34 BARNHOUSE, Josh	12
		5. 2 tied at.....	22	5. 2 tied at.....	11
Games started		Games finished		Games in relief	
1. 27 LOPEZ, David	7	1. 6 MCBROOM, Brian	7	1. 6 MCBROOM, Brian	13
2. 33 PURSER, Daxton	6	2. 23 JACKSON, Jaren	5	2. 35 STEINKAMP, Arthur	12
3. 40 BANNISTER, Wil	5	3. 13 RUSSELL, Brett	4	3. 19 STILL, Justin	11
31 PENGELLY, Dayne	5	4. 3 tied at.....	3	34 BARNHOUSE, Josh	11
5. 4 tied at.....	2			5. 23 JACKSON, Jaren	9
Wild pitches		Balks		Hit batters	
1. 31 PENGELLY, Dayne	9	1. 33 PURSER, Daxton	2	1. 33 PURSER, Daxton	7
2. 13 RUSSELL, Brett	4	31 PENGELLY, Dayne	2	2. 23 JACKSON, Jaren	6
3. 5 tied at.....	3	3. 48 NEIL, Andrew	1	3. 31 PENGELLY, Dayne	5
		6 MCBROOM, Brian	1	40 BANNISTER, Wil	5
				5. 3 tied at.....	4
Intentional BB allowed		Runners picked off		Batters SO out looking	
		1. 33 PURSER, Daxton	1	1. 23 JACKSON, Jaren	14
		34 BARNHOUSE, Josh	1	33 PURSER, Daxton	14
		13 RUSSELL, Brett	1	3. 4 tied at.....	7
		40 BANNISTER, Wil	1		
Sac bunts allowed		Sac flies allowed		Hits allowed	
1. 27 LOPEZ, David	4	1. 23 JACKSON, Jaren	4	1. 40 BANNISTER, Wil	44
2. 31 PENGELLY, Dayne	2	2. 34 BARNHOUSE, Josh	3	2. 27 LOPEZ, David	59
3. 40 BANNISTER, Wil	1	3. 35 STEINKAMP, Arthur	2		
23 JACKSON, Jaren	1	39 CASTILLO, Ryan	2		
33 PURSER, Daxton	1	5. 7 tied at.....	1		
Runs allowed		Earned runs allowed		Walks allowed	
1. 40 BANNISTER, Wil	23	1. 40 BANNISTER, Wil	21	1. 40 BANNISTER, Wil	16
2. 27 LOPEZ, David	39	2. 27 LOPEZ, David	35	2. 27 LOPEZ, David	17
Doubles allowed		Triples allowed		Home runs allowed	
1. 40 BANNISTER, Wil	9	1. 27 LOPEZ, David	1	1. 40 BANNISTER, Wil	2
2. 27 LOPEZ, David	15	2. 40 BANNISTER, Wil	2	2. 27 LOPEZ, David	5

2024 FIELDING LEADERS

Fielding pct

1. 26 MANSY, Luke	1.000
47 OTT, Ethan	1.000
10 MUNGUIA, Austin	1.000
48 NEIL, Andrew	1.000
43 TRUJILLO, Gene	1.000

Chances

1. 30 SPENRATH, Reed	296
2. 18 HOLLAND, Jake	194
3. 3 DIXON, Devon	156
4. 8 KINKADE, Konner	85
5. 24 SMITH, Kyle	81

Putouts

1. 30 SPENRATH, Reed	274
2. 18 HOLLAND, Jake	172
3. 24 SMITH, Kyle	75
4. 15 WALKER, Khalil	58
5. 11 STEPHENS, Sean	51

Assists

1. 3 DIXON, Devon	103
2. 8 KINKADE, Konner	48
3. 2 WEISSENBORN, Chase	31
4. 9 MCALISTER, Josh	30
5. 14 CARRIS, Akili	24

Errors

1. 9 MCALISTER, Josh	6
3 DIXON, Devon	6
3. 8 KINKADE, Konner	4
4 WOOD, Tye	4
5. 3 tied at.....	3

Fielding double plays

1. 30 SPENRATH, Reed	32
2. 3 DIXON, Devon	26
3. 2 WEISSENBORN, Chase	14
4. 8 KINKADE, Konner	11
5. 9 MCALISTER, Josh	4

Stolen bases against

1. 18 HOLLAND, Jake	23
2. 24 SMITH, Kyle	21
3. 27 LOPEZ, David	7
4. 13 RUSSELL, Brett	6
5. 2 tied at.....	5

Caught stealing by

1. 18 HOLLAND, Jake	5
2. 33 PURSER, Daxton	4
3. 4 tied at.....	1

Steal attempts against

1. 18 HOLLAND, Jake	28
2. 24 SMITH, Kyle	21
3. 33 PURSER, Daxton	9
4. 27 LOPEZ, David	7
5. 13 RUSSELL, Brett	6

Passed balls

1. 18 HOLLAND, Jake	3
---------------------	---

Catchers interference

2024 STARTERS SUMMARY

Player	GS	Position											Batting Order								
		p	c	1b	2b	3b	ss	lf	cf	rf	of	dh	1st	2nd	3rd	4th	5th	6th	7th	8th	9th
3 DIXON, Devon	33	.	.	.	10	2	21	4	10	18	1
30 SPENRATH, Reed	33	.	.	33	24	6	2	1
12 ASBY, Will	32	28	.	4	1	.	.	.
4 WOOD, Tye	29	22	.	6	.	1	9	12	6	.	.
18 HOLLAND, Jake	25	.	24	1	2	2	.	.
15 WALKER, Khalil	23	10	13	16	.	.	2	5
11 STEPHENS, Sean	21	21	6	1	.	.	14
8 KINKADE, Konner	19	.	.	.	17	.	2	10	3	.	1	2
9 MCALISTER, Josh	18	.	.	.	4	14	3	7	7	1
14 CARRIS, Akili	17	17	5	8	4
24 SMITH, Kyle	15	.	10	5	2	1	3	2	.
47 OTT, Ethan	15	.	.	1	14	2	6	7	.
2 WEISSENBORN, Cha	13	13	1	.	1	4
27 LOPEZ, David	7	7
26 MANSY, Luke	7	.	.	.	3	1	3	5	.	1	.
33 PURSER, Daxton	6	6
43 TRUJILLO, Gene	6	6
31 PENGELLY, Dayne	5	5
40 BANNISTER, Wil	5	5
23 JACKSON, Jaren	2	2
22 BAKER-LIVINGSTON	2	2
39 CASTILLO, Ryan	2	2
13 RUSSELL, Brett	2	2
34 BARNHOUSE, Josh	1	1
48 NEIL, Andrew	1	1
29 HARDY, Wyatt	1	1

2024 TEAM SINGLE-GAME HIGHS

Batting

At bats:	50	-	vs UNLV (Mar 09, 2024)
Runs scored:	31	-	vs UNLV (Mar 09, 2024)
Hits:	29	-	vs UNLV (Mar 09, 2024)
RBI:	28	-	vs UNLV (Mar 09, 2024)
Doubles:	6	-	vs Hofstra (Mar 01, 2024)
	6	-	vs UNLV (Mar 09, 2024)
	6	-	vs Sam Houston (Apr 05, 2024)
Triples:	2	-	at Nevada (Mar 16, 2024)
Home runs:	4	-	vs Hofstra (Mar 02, 2024)
	4	-	vs San Jose State (Mar 23, 2024)
Total bases:	39	-	vs UNLV (Mar 09, 2024)
Walks:	17	-	vs Hofstra (Mar 02, 2024)
Strikeouts:	14	-	at Arizona State (Mar 12, 2024)
Sac hits:	2	-	at Nevada (Mar 16, 2024)
	2	-	vs Fresno State (Apr 14, 2024)
Sac flies:	3	-	vs UNLV (Mar 09, 2024)
Stolen bases:	4	-	vs Texas Tech (Mar 05, 2024)
Hit by pitch:	4	-	vs South Dakota State (Feb 24, 2024)
	4	-	vs Hofstra (Mar 02, 2024)
	4	-	vs UNLV (Mar 09, 2024)
Caught stealing:	1	-	(11 times)
Runners LOB:	16	-	vs South Dakota State (Feb 23, 2024)
	16	-	vs UNLV (Mar 09, 2024)
Hit into DP:	3	-	vs South Dakota State (Feb 24, 2024)

Fielding

Putouts:	30	-	vs Hofstra (Mar 02, 2024)
Assists:	16	-	vs Fresno State (Apr 12, 2024)
Errors:	4	-	vs Sam Houston (Apr 07, 2024)
Passed balls:	1	-	vs Minnesota (Feb 18, 2024 at Surprise, Ariz.)
	1	-	vs South Dakota State (Feb 24, 2024)
	1	-	vs Sam Houston (Apr 05, 2024)
DPs turned:	4	-	vs South Dakota State (Feb 24, 2024)
	4	-	vs San Jose State (Mar 22, 2024)

Pitching

Innings pitched:	10.0	-	vs Hofstra (Mar 02, 2024)
Runs allowed:	23	-	vs Sam Houston (Apr 05, 2024)
	23	-	vs Fresno State (Apr 13, 2024)
Earned runs:	23	-	vs Fresno State (Apr 13, 2024)
Walks allowed:	10	-	vs Sam Houston (Apr 05, 2024)
	10	-	vs Sam Houston (Apr 07, 2024)
Strikeouts:	14	-	vs South Dakota State (Feb 22, 2024)
Hits allowed:	26	-	vs Fresno State (Apr 13, 2024)
Doubles allowed:	6	-	(4 times)
Triples allowed:	3	-	vs Sam Houston (Apr 07, 2024)
Homers allowed:	7	-	vs Oregon State (Feb 16, 2024 at Surprise, Ariz.)
Wild pitches:	4	-	vs UNLV (Mar 09, 2024)
Hit batters:	4	-	vs Minnesota (Feb 18, 2024 at Surprise, Ariz.)
	4	-	vs Texas Tech (Mar 05, 2024)
	4	-	vs San Jose State (Mar 22, 2024)

2024 INDIVIDUAL SINGLE-GAME HIGHS

Batting

At bats:	7	-	MCALISTER, Josh vs Hofstra (Mar 02, 2024)
	7	-	SMITH, Kyle vs UNLV (Mar 09, 2024)
Runs scored:	5	-	WALKER, Khalil vs UNLV (Mar 09, 2024)
Hits:	5	-	WALKER, Khalil vs UNLV (Mar 09, 2024)
	5	-	SMITH, Kyle vs UNLV (Mar 09, 2024)
	5	-	HOLLAND, Jake vs Fresno State (Apr 13, 2024)
RBI:	9	-	ASBY, Will vs UNLV (Mar 09, 2024)
Doubles:	3	-	SPENRATH, Reed vs Hofstra (Mar 01, 2024)
	3	-	ASBY, Will vs UNLV (Mar 09, 2024)
	3	-	HOLLAND, Jake at Nevada (Mar 17, 2024)
Triples:	2	-	SPENRATH, Reed at Nevada (Mar 16, 2024)
Home runs:	2	-	(4 times)
Total bases:	11	-	HOLLAND, Jake vs Fresno State (Apr 13, 2024)
Walks:	4	-	SPENRATH, Reed vs Hofstra (Mar 02, 2024)
Strikeouts:	3	-	(13 times)
Sac hits:	2	-	WALKER, Khalil at Nevada (Mar 16, 2024)
Sac flies:	1	-	(14 times)
Stolen bases:	3	-	STEPHENS, Sean vs Hofstra (Mar 01, 2024)
Hit by pitch:	2	-	KINKADE, Konner vs UNLV (Mar 09, 2024)
	2	-	STEPHENS, Sean vs San Jose State (Mar 23, 2024)
	2	-	SMITH, Kyle vs Fresno State (Apr 13, 2024)
Caught stealing:	1	-	(11 times)
Runners LOB:	7	-	SMITH, Kyle vs CSU Bakersfield (Feb 19, 2024 at Surprise, Ariz.)

Fielding

Putouts:	16	-	SPENRATH, Reed vs Fresno State (Apr 12, 2024)
Assists:	9	-	DIXON, Devon vs Fresno State (Apr 12, 2024)
Errors:	2	-	MCALISTER, Josh at San Diego State (03-29-24)
Passed balls:	1	-	HOLLAND, Jake vs Minnesota (Feb 18, 2024 at Surprise, Ariz.)
	1	-	HOLLAND, Jake vs South Dakota State (Feb 24, 2024)
	1	-	HOLLAND, Jake vs Sam Houston (Apr 05, 2024)

Pitching

Innings pitched:	7.0	-	LOPEZ, David vs UNLV (Mar 09, 2024)
	7.0	-	LOPEZ, David vs Fresno State (Apr 14, 2024)
Runs allowed:	12	-	PENGELLY, Dayne vs Sam Houston (Apr 05, 2024)
Earned runs:	8	-	JACKSON, Jaren vs Oregon State (Feb 16, 2024 at Surprise, Ariz.)
	8	-	RUSSELL, Brett vs UNLV (Mar 09, 2024)
Walks allowed:	5	-	PURSER, Daxton vs Sam Houston (Apr 07, 2024)
Strikeouts:	9	-	PURSER, Daxton vs Sam Houston (Apr 07, 2024)
Hits allowed:	11	-	LOPEZ, David vs South Dakota State (Feb 23, 2024)
	11	-	PENGELLY, Dayne vs Sam Houston (Apr 05, 2024)
Doubles allowed:	4	-	LOPEZ, David vs South Dakota State (Feb 23, 2024)
	4	-	PENGELLY, Dayne vs Sam Houston (Apr 05, 2024)
Triples allowed:	2	-	BANNISTER, Wil vs South Dakota State (Feb 24, 2024)
Homers allowed:	4	-	JACKSON, Jaren vs Oregon State (Feb 16, 2024 at Surprise, Ariz.)
	4	-	JACKSON, Jaren vs South Dakota State (Feb 22, 2024)
Wild pitches:	3	-	PENGELLY, Dayne vs Hofstra (Mar 03, 2024)
	3	-	RUSSELL, Brett vs UNLV (Mar 09, 2024)
Hit batters:	3	-	PENGELLY, Dayne vs Minnesota (Feb 18, 2024 at Surprise, Ariz.)

2024 GAME BY GAME (BATTING)

Date	Opponent	ab	r	h	rbi	2b	3b	hr	tb	bb	ibb	sb	cs	hbp	sac	sf	gdp	k	po	a	e	lob	avg
Feb 16	vs Oregon State	38	6	10	5	2	0	1	15	6	0	0	1	1	0	0	0	10	24	10	1	12	.263
Feb 17	vs CSU Bakersfield	29	4	5	4	0	0	3	14	2	0	0	0	1	0	0	0	11	27	9	0	4	.224
Feb 18	vs Minnesota	32	2	4	1	2	0	0	6	6	0	0	0	1	0	0	0	13	24	9	0	10	.192
Feb 19	vs CSU Bakersfield	29	6	9	6	1	0	0	10	11	0	2	1	0	1	0	2	8	27	9	0	11	.219
Feb 22	SOUTH DAKOTA STAT	35	5	8	5	2	1	0	12	5	0	1	0	0	0	1	0	11	27	6	1	9	.221
Feb 23	SOUTH DAKOTA STAT	41	12	16	11	4	1	0	22	10	1	1	0	0	0	1	0	2	27	10	3	16	.255
Feb 24	SOUTH DAKOTA STAT	35	9	12	6	2	1	0	16	6	0	1	0	1	1	1	1	5	27	10	1	10	.268
Feb 24	SOUTH DAKOTA STAT	29	13	15	13	4	0	2	25	7	0	2	1	4	0	0	3	3	21	2	0	9	.295
Mar 01	HOFSTRA	40	9	14	9	6	0	1	23	6	0	3	0	1	0	1	0	9	27	10	2	12	.302
Mar 02	HOFSTRA	37	15	10	13	3	1	1	18	17	1	1	1	4	1	1	0	9	30	7	2	15	.299
Mar 02	HOFSTRA	31	11	14	11	2	0	4	28	3	0	0	1	0	0	0	0	10	21	10	3	5	.311
Mar 03	HOFSTRA	33	9	12	9	2	0	2	20	6	0	1	1	1	0	1	1	7	27	11	1	8	.315
Mar 05	TEXAS TECH	40	8	12	8	4	0	0	16	6	0	4	0	1	0	0	0	8	27	10	2	12	.314
*Mar 09	UNLV	38	7	14	7	6	0	1	23	3	0	1	0	2	0	0	0	7	27	14	0	12	.318
*Mar 09	UNLV	50	31	29	28	4	0	2	39	13	0	1	0	4	1	3	0	4	27	10	1	16	.343
*Mar 10	UNLV	29	6	8	6	2	0	1	13	3	0	0	0	0	0	1	1	3	27	11	0	3	.339
Mar 12	at Arizona State	34	6	7	6	1	0	2	14	4	0	3	1	1	0	0	1	14	27	12	3	6	.332
*Mar 15	at Nevada	34	2	9	1	1	0	0	10	3	0	2	0	2	0	0	0	7	24	8	1	10	.328
*Mar 16	at Nevada	34	3	10	3	1	2	0	15	3	0	0	0	1	2	0	1	6	24	7	1	10	.326
*Mar 17	at Nevada	32	10	8	10	5	0	2	19	5	0	0	1	2	1	0	1	6	27	6	0	3	.323
Mar 19	NEW MEXICO STATE	35	14	17	14	4	0	3	30	4	0	0	1	1	0	0	0	3	21	7	1	6	.331
*Mar 22	SAN JOSE STATE	39	13	11	10	4	0	1	18	10	0	1	0	0	0	0	2	10	27	14	0	9	.328
*Mar 23	SAN JOSE STATE	34	7	11	7	1	1	2	20	6	0	0	0	3	0	0	1	5	27	9	1	12	.328
*Mar 23	SAN JOSE STATE	29	17	13	16	1	0	4	26	8	0	1	0	1	1	2	1	7	21	11	2	6	.332
*03-28-24	at San Diego State	28	5	4	5	2	0	0	6	8	0	2	0	2	1	0	1	9	27	10	2	7	.326
*03-29-24	at San Diego State	35	6	9	6	2	0	2	17	4	0	0	0	2	0	0	1	9	24	8	3	8	.323
*03-29-24	at San Diego State	21	0	0	0	0	0	0	0	6	0	1	0	1	0	0	0	8	18	7	2	7	.316
Apr 02	at Arizona	32	1	6	1	1	1	0	9	1	0	0	0	0	0	0	1	8	24	7	1	5	.312
Apr 05	SAM HOUSTON	42	14	16	13	6	0	3	31	1	0	0	1	0	0	1	0	7	27	12	2	3	.315
Apr 07	SAM HOUSTON	34	3	8	3	1	0	0	9	2	0	0	1	2	0	0	0	11	27	10	4	8	.312
Apr 09	at New Mexico State	32	2	7	2	2	0	0	9	5	0	0	0	1	1	0	2	8	24	10	2	10	.309
*Apr 12	FRESNO STATE	36	5	10	5	2	1	0	14	5	0	0	0	2	0	0	0	13	27	16	2	11	.308
*Apr 13	FRESNO STATE	48	19	25	18	4	1	2	37	4	0	1	0	2	1	1	2	6	27	8	0	10	.317
*Apr 14	FRESNO STATE	32	6	8	4	0	0	2	14	4	0	1	0	1	2	0	0	4	27	13	0	9	.315
Totals		1177	286	371	266	84	10	41	598	193	2	30	11	45	13	14	22	261	867	323	44	304	.315

2024 GAME BY GAME (PITCHING)

Date	Opponent	ip	h	r	er	bb	so	2b	3b	hr	wp	bk	hbp	dp	ibb	score	w-l	sv	era
Feb 16	vs Oregon State	8.0	17	15	15	7	9	4	0	7	1	0	0	2	0	6-15	0-1	0	16.88
Feb 17	vs CSU Bakersfield	9.0	7	3	3	2	4	1	0	0	2	0	0	1	0	4-3	1-1	1	9.53
Feb 18	vs Minnesota	8.0	10	11	10	8	8	3	1	0	3	0	4	2	0	2-11	1-2	1	10.08
Feb 19	vs CSU Bakersfield	9.0	8	2	2	1	9	1	0	1	2	0	1	1	0	6-2	2-2	2	7.94
Feb 22	SOUTH DAKOTA STAT	9.0	11	11	9	0	14	3	0	4	1	0	3	1	0	5-11	2-3	2	8.16
Feb 23	SOUTH DAKOTA STAT	9.0	19	11	9	2	9	6	1	2	0	0	0	1	0	12-11	3-3	2	8.31
Feb 24	SOUTH DAKOTA STAT	9.0	14	8	6	3	9	5	0	1	0	0	2	4	0	9-8	4-3	2	7.97
Feb 24	SOUTH DAKOTA STAT	7.0	9	2	2	2	8	1	2	1	0	0	0	0	0	13-2	5-3	2	7.41
Mar 01	HOFSTRA	9.0	13	10	8	5	8	3	0	0	0	0	2	0	0	9-10	5-4	2	7.48
Mar 02	HOFSTRA	10.0	22	16	15	9	7	6	0	2	0	0	1	1	0	15-16	5-5	2	8.17
Mar 02	HOFSTRA	7.0	10	7	7	6	7	3	0	1	0	0	0	1	0	11-7	6-5	3	8.23
Mar 03	HOFSTRA	9.0	11	6	6	5	6	2	1	0	3	1	1	0	0	9-6	7-5	4	8.04
Mar 05	TEXAS TECH	9.0	11	11	10	4	4	4	1	1	0	0	4	1	0	8-11	7-6	4	8.20
*Mar 09	UNLV	9.0	11	6	6	3	4	2	0	0	0	1	1	0	0	7-6	8-6	4	8.03
*Mar 09	UNLV	9.0	13	15	14	7	9	4	1	1	4	0	1	2	0	31-15	9-6	4	8.45
*Mar 10	UNLV	9.0	15	5	5	2	3	2	0	0	1	0	1	0	0	6-5	10-6	4	8.22
Mar 12	at Arizona State	9.0	5	4	3	8	8	0	0	0	3	0	1	2	0	6-4	11-6	5	7.91
*Mar 15	at Nevada	8.0	15	13	12	6	11	3	0	3	0	1	1	1	0	2-13	11-7	5	8.19
*Mar 16	at Nevada	8.0	9	4	4	5	7	2	0	2	0	0	1	0	0	3-4	11-8	5	8.01
*Mar 17	at Nevada	9.0	13	8	8	3	9	5	0	0	3	0	2	1	0	10-8	12-8	6	8.01
Mar 19	NEW MEXICO STATE	7.0	7	4	4	6	8	2	1	0	1	0	2	2	0	14-4	13-8	6	7.90
*Mar 22	SAN JOSE STATE	9.0	22	16	16	4	7	4	1	4	0	0	4	4	0	13-16	13-9	6	8.29
*Mar 23	SAN JOSE STATE	9.0	10	5	5	5	8	3	0	1	0	2	2	0	0	7-5	14-9	6	8.14
*Mar 23	SAN JOSE STATE	7.0	5	4	3	3	8	2	0	0	1	0	1	1	0	17-4	15-9	6	7.99
*03-28-24	at San Diego State	9.0	7	2	2	2	10	1	0	0	2	1	2	1	0	5-2	16-9	7	7.74
*03-29-24	at San Diego State	8.0	12	8	5	3	10	3	0	2	1	0	2	0	0	6-8	16-10	7	7.66
*03-29-24	at San Diego State	6.0	16	13	12	4	2	5	0	1	1	0	1	1	0	0-13	16-11	7	7.93
Apr 02	at Arizona	8.0	12	9	8	4	6	2	2	2	2	0	0	0	0	1-9	16-12	7	7.97
Apr 05	SAM HOUSTON	9.0	22	23	15	10	10	6	2	3	2	0	1	0	0	14-23	16-13	7	8.23
Apr 07	SAM HOUSTON	9.0	16	14	14	10	12	2	3	1	3	0	1	0	0	3-14	16-14	7	8.43
Apr 09	at New Mexico State	8.0	10	10	9	6	8	1	0	1	1	0	2	1	0	2-10	16-15	7	8.48
*Apr 12	FRESNO STATE	9.0	15	10	9	2	3	3	1	2	2	0	1	2	0	5-10	16-16	7	8.50
*Apr 13	FRESNO STATE	9.0	26	23	23	6	6	6	1	3	0	0	2	0	0	19-23	16-17	7	8.97
*Apr 14	FRESNO STATE	9.0	4	2	2	3	4	1	0	1	0	0	1	0	0	6-2	17-17	8	8.75
Totals		289.0	427	311	281	156	255	101	18	47	39	6	48	33	0	286-311	17-17	8	8.75

2024 PER-GAME STATISTICS

Record: 17-17 Home: 12-9 Away: 3-6 Neutral: 2-2 MW: 8-7

Player	g	ab	h/g	2b/g	3b/g	hr/g	bb/g	so/g	rbi/g	sb/g	r/g	*ab	*r	*h	*rbi	*bb	*k	*tb	*fly	*gnd
18 HOLLAND, Jake	26	97	1.46	.50	.04	.50	.35	.77	1.73	.00	1.12	85	25	33	39	7	17	81	23	14
15 WALKER, Khalil	30	95	1.20	.17	.00	.00	.63	.47	.40	.03	.90	79	22	30	10	15	11	34	13	25
30 SPENRATH, Reed	34	127	1.29	.35	.12	.21	.79	1.06	.82	.12	.94	81	20	28	17	17	23	54	15	12
8 KINKADE, Konner	27	79	1.00	.19	.00	.00	.37	.56	.78	.00	.67	80	18	27	21	10	15	32	25	15
12 ASBY, Will	34	131	1.18	.35	.03	.21	.59	.50	1.00	.03	1.09	82	23	25	21	12	10	47	25	20
11 STEPHENS, Sean	28	81	.86	.04	.07	.00	.43	.54	.39	.29	.39	82	11	24	11	12	15	29	13	26
4 WOOD, Tye	31	92	.87	.13	.00	.06	.81	.71	.58	.35	.94	71	22	20	13	19	17	28	18	14
9 MCALISTER, Josh	20	70	1.00	.15	.05	.15	.40	1.05	.65	.15	.70	86	17	24	16	9	25	41	14	20
3 DIXON, Devon	33	113	.79	.18	.03	.06	.61	.85	.55	.03	.70	82	16	18	13	14	20	29	18	24

43 TRUJILLO, Gene	14	28	.79	.14	.00	.21	.21	.57	.64	.00	.71	84	30	33	27	9	24	66	21	9
10 MUNGUIA, Austin	5	3	.20	.00	.00	.00	.00	.20	.00	.00	.00	100	0	33	0	0	33	33	33	0
47 OTT, Ethan	18	55	1.00	.22	.00	.11	.56	1.06	.83	.00	.56	79	14	26	21	14	27	40	10	14
24 SMITH, Kyle	21	67	1.00	.38	.00	.10	.43	.62	.76	.05	.86	81	21	25	19	10	15	42	24	15
14 CARRIS, Akili	18	65	1.11	.28	.00	.00	.28	.83	.89	.00	.89	89	21	27	21	6	20	34	23	19
2 WEISSENBORN, Ch	13	43	.92	.23	.00	.00	.31	.92	.54	.00	.15	91	4	25	14	8	25	31	23	17
26 MANSY, Luke	14	31	.43	.07	.00	.00	.86	.36	.21	.00	.57	70	18	13	6	27	11	15	20	25
Totals	34	1177	10.91	2.47	.29	1.21	5.68	7.68	7.82	.88	8.41	81	19	25	18	13	18	41	19	18
Opponents	34	1248	12.56	2.97	.53	1.38	4.59	7.50	8.44	1.29	9.15	84	21	28	19	10	17	47	19	19

* = average based on 100 plate appearances

(All games Sorted by Earned run avg)

Player	app	ip	ip/app	w-l	+ip	+h	+r	+er	+bb	+so	+2b	+3b	+hr	+bf	+era	+fly	+gnd
40 BANNISTER, Wil	12	34.1	2.2	1-0	9.0	11.5	6.0	5.5	4.2	5.5	2.4	0.5	0.5	44.0	5.50	13.1	7.9
27 LOPEZ, David	9	43.2	4.2	3-1	9.0	12.2	8.0	7.2	3.5	5.6	3.1	0.2	1.0	43.1	7.21	8.5	12.0

17 MOGEN, Cristian	1	2.0	2.0	1-0	9.0	9.0	0.0	0.0	0.0	0.0	4.5	---	---	36.0	0.00	13.5	13.5
22 BAKER-LIVINGSTON,	2	6.0	3.0	0-0	9.0	9.0	3.0	3.0	1.5	12.0	1.5	---	---	37.5	3.00	6.0	6.0
19 STILL, Justin	11	12.0	1.0	1-0	9.0	9.8	6.8	5.2	9.8	7.5	0.8	0.8	0.8	45.8	5.25	6.0	9.0
33 PURSER, Daxton	9	31.0	3.1	0-2	9.0	9.3	7.3	6.4	7.3	9.3	2.3	0.3	0.6	44.7	6.39	10.2	5.8
13 RUSSELL, Brett	10	25.0	2.1	2-0	9.0	11.2	9.7	9.0	2.5	7.9	3.6	0.4	1.8	40.7	9.00	8.3	9.4
6 MCBROOM, Brian	13	12.2	0.2	1-0	9.0	12.8	9.2	9.2	3.6	7.8	2.1	0.7	2.8	46.2	9.24	11.4	7.8
35 STEINKAMP, Arthur	12	21.0	1.2	1-1	9.0	15.4	10.7	9.4	3.0	4.7	4.7	1.7	0.9	47.1	9.43	9.0	11.6
31 PENGELLY, Dayne	7	22.2	3.0	3-3	9.0	17.9	12.3	9.5	6.0	9.9	4.0	1.2	1.6	52.8	9.53	6.0	9.9
34 BARNHOUSE, Josh	12	21.2	1.2	1-2	9.0	14.1	11.6	10.8	5.8	9.1	3.3	0.4	2.9	46.1	10.80	9.1	7.1
23 JACKSON, Jaren	11	28.0	2.1	2-5	9.0	16.1	11.6	10.9	5.1	10.0	3.2	---	3.2	49.8	10.93	9.0	6.8
39 CASTILLO, Ryan	7	17.0	2.1	1-2	9.0	16.4	13.2	12.2	2.1	10.6	4.8	1.1	1.1	46.1	12.18	4.8	9.5
38 LEHMBECK, Blake	2	2.0	1.0	0-0	9.0	27.0	13.5	13.5	4.5	9.0	9.0	4.5	---	58.5	13.50	9.0	9.0
29 HARDY, Wyatt	7	7.2	1.0	0-1	9.0	22.3	21.1	21.1	4.7	12.9	3.5	---	3.5	54.0	21.13	5.9	8.2
48 NEIL, Andrew	3	2.0	0.2	0-0	9.0	4.5	22.5	22.5	40.5	9.0	---	---	---	81.0	22.50	4.5	13.5
41 ROMERO, Blane	1	0.1	0.1	0-0	9.0	0.0	54.0	54.0	54.0	0.0	---	---	---	81.0	54.00	27.0	0.0
Totals	34	289.0	8.1	17-17	9.0	13.3	9.7	8.8	4.9	7.9	3.1	0.6	1.5	46.1	8.75	8.8	8.8
Opponents	34	284.0	8.1	17-17	9.0	11.8	9.1	7.9	6.1	8.3	2.7	0.3	1.3	45.7	7.92	8.9	8.5

+ = average based on 9-inning game

Hitting minimums - 1 Games 1 AB 2.0 AB/Game 1 TPA 2.0 TPA/Game

Pitching minimums - 1 Games 1.0 IP/Game

SINGLE-GAME RECORDS

AT-BATS

57	vs. New Mexico St.	2/9/02
58	vs. Fresno St.	4/1/99
56	vs. Air Force	5/14/09
56	vs. Binghamton	3/7/09
56	vs. Air Force	5/2/03
55	vs. Fresno St.	4/9/16
54	vs. Hawaii	3/14/97
54	vs. New Mexico St.	2/24/72
53	vs. Oklahoma St.	2/16/13
53	vs. Coppin St.	4/18/10
53	vs. New Mexico St.	3/30/99
53	vs. Colorado St.	3/17/73
53	vs. Northern Colorado	2/27/05

RUNS

31	vs. UNLV	3/9/24 (W, 31-15)
31	vs. Air Force	4/17/04 (W, 31-11)
30	vs. Northern Colo.	2/24/23 (W, 30-1)
30	vs. Binghamton	3/7/09 (W, 30-2)
29	at UNLV	3/24/17 (W, 29-8)
29	vs. Coppin St.	4/18/10 (W, 29-3)
28	vs. N.M. Highlands	2/9/03 (W, 28-5)
28	vs. N.M. St.	3/30/99 (W, 28-18)
27	vs. Fresno St.	4/1/99 (W, 27-26)
27	vs. Rice	4/12/98 (W, 27-26)
27	vs. Iowa	3/24/85 (W, 27-13)
27	vs. Creighton	3/26/71 (W, 27-5)
26	vs. Air Force	4/12/08 (W, 26-9)
26	vs. Air Force	4/14/06 (W, 26-11)
26	vs. Utah	3/13/93 (W, 26-8)

HITS

32	vs. Fresno St.	4/1/99
31	vs. Binghamton	3/7/09
30	vs. Hawaii	3/14/97
29	vs. UNLV	3/9/24
29	vs. Coppin St.	4/18/10
29	vs. Air Force	4/17/04
28	vs. Northern Colo.	2/24/23
28	at Air Force	3/4/17
28	vs. Air Force	4/12/08
28	vs. New Mexico St.	3/30/99
27	vs. Air Force	5/2/03
26	vs. San Diego St.	5/26/12
26	vs. Northwestern	2/22/97
26	vs. Washington	3/26/95

RBI

28	vs. UNLV	3/9/24
28	vs. Coppin St.	4/18/10
28	vs. Binghamton	3/7/09
28	vs. Air Force	4/17/04
27	vs. Northern Colo.	2/24/23
27	vs. Iowa	3/24/85
26	vs. Air Force	4/12/08
26	vs. N.M. Highlands	2/9/03
26	vs. New Mexico St.	3/30/99
26	vs. Rice	4/12/98
25	vs. Air Force	4/14/06
24	vs. UNLV	3/24/17
24	vs. Fresno St.	4/1/99
24	vs. Utah	4/23/94

DOUBLES

13	vs. N.M. Highlands	2/9/03
10	vs. Coppin St.	4/18/10
9	at Nevada	4/21/13
9	vs. Northern Colorado	3/5/06
9	vs. Utah	3/16/02
9	vs. UNLV	4/4/98

8	at New Mexico State	3/29/22
8	vs. Fresno St.	3/31/17
8	vs. San Jose St.	5/9/15
8	vs. San Jose St.	5/10/15
8	vs. San Diego St.	3/17/00
8	vs. Fresno St.	4/1/99
8	vs. Rice	4/12/98
8	vs. UTEP	4/18/80
8	vs. Southern Colorado	5/17/75

TRIPLES

7	vs. Southern Colorado	3/27/76
6	vs. TAMU-CC	2/21/09
6	vs. Hartford	3/16/86
5	vs. Holy Cross	2/25/22
4	vs. Coppin St.	4/18/10
4	vs. ENMU	4/30/97
4	vs. Colorado St.	3/20/75
4	vs. NE Illinois	4/18/78
4	vs. UTEP	5/11/73
4	vs. Northern Illinois	3/27/72

HOME RUNS

10	vs. New Mexico St.	3/30/99
8	vs. Air Force	4/12/08
8	vs. Air Force	4/18/04
7	vs. Fresno State	4/29/23
6	vs. Air Force	5/6/17
6	vs. Binghamton	2/18/17
6	vs. Fresno St.	4/9/16
6	vs. Air Force	4/13/06 (Game 2)
6	vs. Air Force	4/17/04
6	vs. UNLV	5/9/99
6	vs. Rice	4/12/98
6	vs. New Mexico St.	2/25/98
6	vs. Utah	5/15/94
6	vs. Air Force	4/26/86
6	vs. Air Force	4/25/86

TOTAL BASES

63	vs. New Mexico St.	3/30/99
61	vs. Air Force	4/12/08
54	vs. Fresno St.	4/1/99

WALKS

17	vs. Hofstra	3/2/24
17	at Hawai'i	2/21/16
16	vs. Air Force	4/17/04
15	vs. Fresno St.	3/31/17
14	at UNLV	3/24/17
14	at Utah	4/4/87

STOLEN BASES

9	vs. Wayland Baptist	4/13/94
8	vs. Maine	3/18/94
8	vs. New Mexico St.	2/11/00
8	vs. Brigham Young	4/8/00
7	vs. New Mexico St.	4/17/13
7	vs. Toledo	3/10/02
7	vs. N.M. Highlands	2/10/98
7	vs. Grand Canyon	5/4/96

LONGEST GAME (Innings)

15	NMSU 4, UNM 3	2/9/02
15	UNM 10, Gonzaga 8	3/31/72
14	UNM 8, ENMU 7	2/5-6/96
14	UNM 9, Colorado St. 8	3/17/73

NO-HIT GAMES (2)

Jim Kremmel	4/17/70
	vs. Arizona (9 innings)
Mike Connell	3/24/77
	vs. N.M. Highlands (7 innings)

ONE-HIT GAMES (11)

Tommy Bruskas	5/8/59
	at New Mexico St.
Lloyd Randel	4/28/62
	at ENMU, 4/28/62
Cliff Fowler	3/6/65
	at UTEP (7 innings)
Stan Quintana	3/22/65
	vs. Colorado St. (7 innings)
Cliff Fowler	4/15/65
	vs. San Francisco St.
Cliff Fowler	3/23/67
	vs. UTEP (7 innings)
Tony Sexton & Chuy Armendariz	3/9/68
	at New Mexico St. (6 innings)
Jim Kremmel	3/22/69
	vs. Colorado St. (7 innings)
Ron Sims	3/25/73
	vs. New Mexico St. (7 innings)
Tom Bepko & Craig Steiner	3/6/76
	vs. Colorado Mines (7 innings)
Tyler Stevens	4/12/15
	vs. Air Force

SINGLE GAME STRIKEOUTS

18	Jim Kremmel	3/30/70
		vs. ENMU
18	Jim Kalk	3/14/64
		vs. Colorado St. (7 innings)
17	Justin Armbruster	3/13/21
		at Fresno State
17	Jim Serrano	2/17/98
		vs. Point Loma
17	Tommy Bruskas	5/8/59
		at NMSU
17	Cliff Fowler	3/19/65
		at New Mexico St. (8 innings)
17	Bob McAulay	4/29/66
		vs. Arizona St.
16	Gig Brummel	4/29/61
		vs. New Mexico St. (7 innings)
16	Gary Jacobs	3/23/70
		vs. Colorado St.
16	Arnie Marzullo	3/16/73
		vs. Colorado
15	Jim Kalk	3/29/64
		vs. Air Force
15	Jim Kalk	4/11/64
		vs. New Mexico St.
15	Bob McAulay	4/7/66
		vs. UTEP (7 innings)
15	Bob McAulay	5/13/66
		vs. UTEP
15	Jim Kremmel	4/10/70
		vs. Arizona St.
15	Chris Cooper	2/25/00
		vs. Southern Utah

INNINGS PITCHED

12	Jim Coleman	5/15/92
		vs. San Diego St.
11	Tom Bepko	3/27/75
		vs. South Dakota St.

PROGRAM RECORDS

AT-BATS

Game: ..8.....Done 3 times
 Hank Garcia1972
 vs. Gonzaga (3/31)
 Chris Armstrong1999
 vs. Fresno St. (4/1)
 Josh Mader2003
 vs. Air Force (5/2)
Season:..275....Tony Cairns(2001)
Career:...960...Daniel Stovall..... (2004-07)

RUNS

Game:6.....Done 6 times
 Justin Howard2010
 vs. Coppin St. (4/18)
 Dane Hamilton2009
 vs. Binghamton (3/7)
 Brian Cavazos-Galvez..2009/08
 vs. AF (5/16) & (4/12)
 Sean Murray2004
 vs. Air Force (5/15)
 Lon Yamaguchi.....1998
 vs. N.M. St. (2/25)
Season:..86.....Jim Fregosi(1985)
Career:...248 ...Lon Yamaguchi.... (1996-99)

HITS

Game:.....6.....Done 8 times
 John Pustay.....2012
 at Air Force (4/5)
 Justin Howard2010
 vs. Coppin St. (4/18)
 Mike Brownstein2009
 vs. Air Force (5/14)
 Dane Hamilton2009
 vs. Binghamton (3/7)
 Brian Cavazos-Galvez 2008
 vs. Air Force (4/12)
 Cory Robbins1999
 vs. N.M. St. (3/23)
 Ronnie Meng1995
 vs. Nebraska (3/19)
 Aaron Santini1993
 vs. Regis (3/6)
Season:..125Keith Hagman(1980)
Career:...340 ..Travis Young(1994-97)

RBI

Inning:....8.....Jonathan Gallegos.....1993
 vs. Utah (3/13)
Game:.....10.....Brian Cavazos-Galvez 2008
 vs. Air Force (4/12)
 Mark Gulseth1992
 vs. San Diego St. (4/19)
Season:..95.....Keith Hagman(1980)
Career:...226...Daniel Stovall (2004-07)

DOUBLES

Game:.....4Done 4 times
 Justin Howard2010
 vs. San Diego St. (5/2)
 Justin Howard2010
 vs. Coppin St. (4/18)
 Joe Salas2004
 vs. Air Force (4/17)
 Dusty Young2003
 vs. N.M. Highlands (2/9)
Season:..35Robert Gonzales(1998)
Career:...78DJ Peterson (2011-13)
 Daniel Stovall..... (2004-07)

TRIPLES

Game:.....3.....Jim Economides1957
 vs. Denver
Season:..17Keith Hagman(1980
 (NCAA record)
Career:...31.....Larry Harrison(1980-83)

HOME RUNS

Game:.....4Brian Cavazos-Galvez .2008
 vs. Air Force (4/12)
Season:..25Chris Alexander (2003)
Career:...53Aaron Sisk..... (1998-00)

GRAND SLAMS

Game:.....2.....Mark Gulseth1992
 vs. San Diego St. (4/19)
Season:..3.....Mark Wulfert(1995)
Career:...5.....Mark Wulfert(1993-95)

TOTAL BASES

Game:.....19.....Brian Cavazos-Galvez .2008
 vs. Air Force (4/12)
Season:..207Keith Hagman(1980)
Career:...550 ...Daniel Stovall (2004-07)

STOLEN BASES

Game:.....5.....Cory Robbins1998
 vs. N.M. Highlands (2/10)
Season:..56Luke Oglesby(1993)
Career:...123.....Travis Young(1994-97)

WALKS

Game:.....5.....Done 2 times
 DJ Peterson.....2013
 vs. UC Riverside (3/9)
 Luke Oglesby1993
 vs. Texas Tech (2/25)
Season:..56Mike Foote(1980)
Career:...152.....Lon Yamaguchi(1996-99)

HIT BY PITCH

Game:.....3.....Done 3 times:
 Jared Holley2013
 vs. LaSalle (3/5)
 Jordan Pacheco2006
 vs. New Mexico St. (2/28)
 Paul Huitt1990
 vs. N.M. Highlands (2/28)
Season:..19Aaron Santini(1992)
Career:...40.....Jared Holley(2013-16)

SEASON STATISTICAL RECORDS

BATTING AVERAGE

1. .3632009
 2. .3611986
 3. .3551985
 4. .3541980
 5. .3462010
 6. .34542002
 7. .34512003
 8. .34441993
 9. .34431999
 10. .3381997

WIN PCT. (min. 40 games)

1. .740 (37-13-0).....1968
 2. .712 (42-17-0).....1985
 3. .674 (29-14-0).....1972
 4. .651 (41-22-0).....1980
 5. .649 (37-20-0)2009
 6. .647 (37-20-1)2014
 7. .633 (38-22-0)2010
 8. .629 (39-23-0)2016
 9. .627 (37-22-0)2013
 10. .625 (35-21-0)2000
 .625 (35-21-0)1993

ERA

1. 2.871968
 2. 3.401969
 3. 3.861975
 4. 3.921976
 5. 4.071962
 6. 4.131977
 7. 4.211973
 8. 4.232014
 9. 4.291970
 4.291967

FIELDING PCT.

1. .9762009
 2. .9742023
 .9742017
 4. .9732008
 5. .9722015
 6. .9712021
 .9712016
 .9712010
 9. .9702007
 10. .9692013
 .9692006

SLUGGING PCT.

1. .6041986
 2. .5721985
 3. .5701980
 4. .5671998
 5. .5642003
 6. .5602023
 7. .5542010
 8. .5451999
 9. .5422005
 10. .5151993

ON BASE PERCENTAGE

1. .4451985
 2. .4441993
 3. .4431986
 4. .4401980
 5. .4322009
 6. .4242003
 7. .4222013
 8. .4221987
 9. .4201992
 10. .4191994

LAST TIME IT HAPPENED...

HITTING (Individual)

Grand slam:..... *Will Asby vs. New Mexico St., 3/19/24*
Hit for the cycle: Danny Collier vs. Air Force, 3/24/18
Five hits: Jeffrey David vs. Northern Colorado, 2/24/23
Six hits: Carl Stajduhar vs. Fresno St., 4/9/16
Eight at bats: Josh Mader vs. Air Force, 5/2/03
Four runs: *Jake Holland at Nevada, 3/17/24*
Five runs: *Khalil Walker vs. UNLV, 3/9/24*
Six runs: Justin Howard vs. Coppin St., 4/18/10*
Five RBI: *Jake Holland vs. San Jose St., 3/22/24*
Six RBI: *Jake Holland vs. Fresno St., 4/13/24*
Seven RBI: *Jake Holland vs. San Jose St., 3/23/24*
Eight RBI: Justin Olson vs. Fresno State, 4/29/23
Nine RBI: *Will Asby vs. UNLV, 3/9/24*
10 RBI: Brian Cavazos-Galvez vs. Air Force, 4/12/08*#
Three doubles: *Jake Holland at Nevada, 3/17/24*
Four doubles: Reece Weber vs. San José St., 5/10/15
Four extra-base hits: *Jake Holland at Nevada, 3/17/24*
Two triples: *Reed Spenrath at Nevada, 3/16/24*
Back-to-back-to-back triples: ... Mike Brownstein, Dane Hamilton, Brian Cavazos-Galvez vs. TAMU-CC (Game 2), 2/21/09
Inside-the-Park home run: DJ Peterson vs. TCU, 5/20/11
Walk-off home run: Jake Holland vs. Texas Tech, 3/28/23
Two home runs: *Jake Holland vs. Fresno St., 4/13/24*
Three home runs: Justin Olson vs. Fresno State, 4/29/23
Four home runs: ... Brian Cavazos-Galvez vs. Air Force, 4/12/08*#
Two home runs in one inning: Josh Mader at Utah, 4/8/04
Two+ players with multi-homers: Brian Cavazos-Galvez (4), Kevin Atkinson (2) vs. Air Force, 4/12/08
Back-to-back homers: *Jake Holland, Reed Spenrath at SDSU, 3/29/24*
Back-to-back-to-back homers: Daniel Stovall, Matt Hibbitts, Ian Hollick vs. Hawaii-Hilo, 4/28/07
Multiple back-to-back homers in same game: (2), Joe Salas, Daniel Stovall, vs. Air Force, 5/16/04
HR in 3 straight games: ... *Jake Holland vs. San Jose St., 3/22-24/24*
HR in 3 straight games: . *Jake Holland vs. SNMSU, SJSU, 3/17-24/24*
Three + sacrifice bunts in a game: 3, Jared Holley at Nevada 4/20/13
Four strikeouts: Deylan Pigford vs. Fresno State, 4/28/23
Three HBP: Jared Holley vs. LaSalle, 3/5/13
Three stolen bases: *Sean Stephens vs. Hofstra, 3/1/24*
Four Walks: *Reed Spenrath vs. Hofstra, 3/2/24*
Five Walks: DJ Peterson vs. UC Riverside, 3/9/13*

HITTING (Team)

Five + home runs (team): ... 7, vs. Fresno State (W, 17-7), 4/29/23
20+ hits: 20, vs. Northern Colorado (W, 18-2), 2/25/23 (G2)
25+ hits: *25, vs. Fresno St. (L, 23-19), 4/13/24*
30+ hits: 31, vs. Binghamton (Game 1), 3/7/09
Allowed 20 + hits: *26, vs. San Jose St., 3/22/24*
20+ runs: 20, vs. St. Bonaventure (W, 20-3), 3/4/23
Allowed 20 + runs: *23, vs. Fresno St. (L, 23-19), 4/12/24*
30+ runs: *31, vs. UNLV (W, 31-15), 3/9/24*
20+ RBI: *28, vs. UNLV (W, 31-15), 3/9/24*
40+ total bases: 42, vs. Fresno State, 4/29/23
50+ total bases: 52, vs. Northern Colorado, 2/24/23
60+ total bases: 61, vs. Air Force, 4/12/08
No strikeouts: 5/4/14 vs. San Diego St. (35 at-bats)
No walks: 3/31/23 vs. San Diego State (34 at-bats)
10+ strikeouts: *10, vs. San Jose St., 3/22/24*
10+ walks: *10, vs. San Jose St., 3/22/24*
15+ walks: *17, vs. Hofstra, 3/2/24*
5+ HBP: 5, vs. San Jose State, 4/29/22
Was no-hit (7-inning game): *at San Diego State, 3/29/24*
Was no-hit (9-inning game): at Wichita St., 3/20/90

PITCHING (Individual)

No-hitter (7-inning game): Mike Connell vs. N.M. Highlands, 3/24/77
No-hitter (9-inning game): Jim Kremmel vs. Arizona, 4/17/70
One-hitter: Tyler Stevens vs. Air Force, 4/12/15
Complete game: Cody Dye vs. UNLV, 4/21/18..... Justin Armbruster at San Jose State, 5/22/21 (7 innings)
Complete-game shutout: Colton Thomson vs. Nevada, 5/26/16
10+ strikeouts: ..12, Justin Armbruster at San Jose State, 5/22/21
15+ strikeouts:17, Justin Armbruster at Fresno State, 3/13/21
No walks (complete game): Justin Armbruster at San Jose State, 5/22/21

PITCHING (Team)

10+ strikeouts: *14, vs. South Dakota St. 2/22/24*
15+ strikeouts: 16, vs. Nevada, 3/27/21
No strikeouts: 3/5/17 at Air Force ... (J. Tripp 30 BF; D. Gillespie 5 BF, A. Isenhardt 1 BF, C. Tripp 8 BF)
No walks: *vs. South Dakota State, 2/22/24*
10 + walks: at California, 5/14/22

FIELDING

Five+ errors (Team): 6, vs. San Jose State, 4/8/23
Three+ errors (Ind.): 3, Hayden Schilling vs. Central Michigan, 2/22/18
Eight+ assists: 8, Konner Kinkade vs. Texas Tech, 3/28/23
Caught three runners stealing: Mitch Garver vs. Texas Tech, 4/25/12
15 + putouts: 15, Reed Spenrath vs. New Mexico State, 3/21/23
UNM turned a triple play: 5/13/16 vs. Nevada (4-6-3-2)
UNM hit into a triple play: 4/23/09 at BYU

SCORING AND MISCELLANEOUS

Stole home: Harry Fullerton vs. Nevada, 3/27/21
Stole seven+ bases: 7, 4/17/13 vs. New Mexico St. (W, 13-6)
Tied: 4/28/19 at Fresno St. (T, 6-6)
Shut out: *3/29/24 at San Diego State (L, 0-13/7 Inn.)*
Shut out opponent: 4/18/23 at New Mexico State (W, 13-0)
Shut out at home: 3/21/23 vs. New Mexico State (L, 0-2)
Shut out on the road: *3/29/24 at San Diego St. (L, 0-13/7 Inn.)*
Shut out opponent at home: 3/11/23 vs. Air Force (W, 15-0)
Shut out opponent on road: .4/18/23 at New Mexico St. (W, 13-0)
Recorded back-to-back shutouts: 5/6-5/7, 2011 vs. Air Force (5-0, 10-0)
Recorded three straight shutouts: 2/24-3/3, 1973 vs. New Mexico St. (1-0) and New Mexico Highlands (7-0, 4-0)
Shut out in back-to-back games: 3/14-15/2017 at Oklahoma St.
Most runs in three-game series: 73, vs. Air Force (4/13-14, 2006)
Consecutive one-run games: *2, vs. UNLV, at ASU (3/10-12/24)*
Four straight one-run games: vs. BYU, Gonzaga, Northern Colorado, 2/15-23, 2020
Five straight one-run games: March 18-24, 2015*

LAST TIME IT HAPPENED... CONTINUED

EXTRA INNINGS

Won an extra-inning game: 4/30/23 vs. Fresno State (6-5, 10 inn.)
Lost an extra-inning game: 3/2/24 vs. Hofstra (15-16, 10 Inn.)
Extra inning games in a row: 2, 4/23-4/24, 2021 at Washington
3 straight extra-inning games: at Utah, 4/9-11, 2009
Played a 10-inning game: 3/2/24 vs. Hofstra
Played an 11-inning game: vs. Fresno State, 3/13/22 (W, 9-8)
Played a 12-inning game: vs. Minnesota, 2/20/22 (W, 4-3)
Played a 13-inning game: vs. Columbia, 6/1/13 (L, 6-5, NCAA Tourn.)
Played a 14-inning game: vs. Eastern N.M., 2/5-6, 1996 (W, 8-7)
Played a 15-inning game: at New Mexico St., 2/9/02 (L, 4-3)

IN AN INNING

10+ runs in an inning: 10, vs. Air Force (8th), 3/11/23
15+ runs in an inning: 15, vs. Savannah St., 3/11/05
4+ homers in an inning: 4, at Air Force, 5/19/05
5+ doubles in an inning: 5, at Nevada, 4/21/13
4+ triples in an inning: 4, vs. TAMU-CC (Game 2), 2/21/09^
10+ hits in an inning: 10, vs. New Mexico State, 5/2/23
10+ consecutive hits: 11, vs. Savannah St., 3/11/05*
10+ consecutive batters reach base: 12, vs. Fresno St., 4/13/13
15+ consecutive batters reach base: 16, vs. Savannah St., 3/11/05
Player w/hits from both sides of plate: Sam Haggerty
 vs. Fresno St. 4/12/13

UNM SCORING IN AN INNING

Most runs in top of 1st: 11, at Air Force (5/14/09)
Most runs in top of 2nd: 10, 2x, last at Air Force (4/15/97)
Most runs in top of 3rd: 8, 3x, last at Air Force (4/25/10, Game One)
Most runs in top of 4th: 12, at Air Force (4/15/07)
Most runs in top of 5th: 12, at Air Force (4/17/04)
Most runs in top of 6th: 10, at Air Force (5/19/16)
Most runs in top of 7th: 9, at Air Force (4/16/07)
Most runs in top of 8th: 12, at Utah (4/1/00)
Most runs in top of 9th: 9, at New Mexico St. (2/16/86)
Most runs in top of 10th: 4, at Texas St. (2/11/06)
Most runs in top of 11th: 6, at Arizona (1/30/93)
Most runs in top of 12th: 3, at Washington (4/24/21)
Most runs in top of 13th: N/A
Most runs in top of 14th: N/A
Most runs in top of 15th: 1, vs. Gonzaga at Fresno St. (3/31/72)

Most runs in bottom of 1st: 11, 2x, last vs. St. Bonaventure. (3/4/23)
Most runs in bottom of 2nd: 15, vs. Savannah St. (3/11/05)
Most runs in bottom of 3rd: 13, vs. NM Highlands (2/28/90)
Most runs in bottom of 4th: 12, vs. Air Force at UNLV (5/27/04)
Most runs in bottom of 5th: 10, 2x, last vs. Utah (4/22/06)
Most runs in bottom of 6th: 20, vs. Utah (3/13/93)*
Most runs in bottom of 7th: 11, vs. Texas St. (2/18/05)
Most runs in bottom of 8th: 12, 3x, last vs. Fresno St. (4/13/13)
Most runs in bottom of 9th: 9, 2x, last vs. New Mexico St. (3/26/02)
Most runs in bottom of 10th: 7, vs. Louisiana Tech (3/13/10)
Most runs in bottom of 11th: 2, 2x, last vs. Fresno St. (3/13/22)
Most runs in bottom of 12th: 2, vs. UNLV (3/9/14)
Most runs in bottom of 13th: 1, 2x, last vs. Northwestern (3/7/03)
Most runs in bottom of 14th: 1, 2x, last vs. ENMU (2/5-6, 1996)
Most runs in bottom of 15th: N/A

OPPONENT SCORING IN AN INNING

Most runs in top of 1st: 12, vs. BYU (3/26/94)
Most runs in top of 2nd: 9, vs. UC Riverside (4/18/19)
Most runs in top of 3rd: 12, vs. Wichita St. (3/16/89)
Most runs in top of 4th: 11, vs. Rice (4/11/98)
Most runs in top of 5th: 10, 2x, last vs. UNLV (4/3/22)
Most runs in top of 6th: 10, vs. BYU (4/11/02)
Most runs in top of 7th: 11, vs. BYU (4/6/00)
Most runs in top of 8th: 8, 2x, last vs. Rice (4/12/98)
Most runs in top of 9th: 12, vs. BYU (3/18/05, Game Two)

Most runs in top of 10th: 9, vs. San Francisco (3/18/06)
Most runs in top of 11th: 6, vs. Nevada at Las Vegas, Nev. (5/23/14)
Most runs in top of 12th: 1, 4x, last vs. UNLV (3/9/14)
Most runs in top of 13th: 1, 2x, last vs. Columbia (6/1/13)
Most runs in top of 14th: N/A
Most runs in top of 15th: N/A

Most runs in bottom of 1st: 11, at Arizona St. (2/9/80, Game One)
Most runs in bottom of 2nd: 16, at Texas Tech (3/15/22)*
Most runs in bottom of 3rd: 15, at Hawaii (4/22/89)
Most runs in bottom of 4th: 12, 2x, last at Air Force (4/15/90)
Most runs in bottom of 5th: 12, at Cal St. Fullerton (3/7/86)
Most runs in bottom of 6th: 12, at LMU (3/11/86)
Most runs in bottom of 7th: 9, at California (5/14/22)
Most runs in bottom of 8th: 11, vs. Oregon State (2/18/22)
Most runs in bottom of 9th: 4, 7x, last at Air Force (4/15/07)
Most runs in bottom of 10th: 4, at Air Force (4/24/65)
Most runs in bottom of 11th: 2, vs. BYU at San Diego St. (3/31/06)
Most runs in bottom of 12th: 2, vs. BYU at San Diego St. (3/31/06)
Most runs in bottom of 13th: N/A
Most runs in bottom of 14th: N/A
Most runs in bottom of 15th: 1, at New Mexico St. (2/9/02)

SERIES

Swept non-conf. series, home: ..vs. Northern Colo., 2/24-26, 2023
Swept non-conf. series, road: at No. 23 Oklahoma St., 3/14-15, 2017
Swept in non-conf. series, home: vs. Dallas Baptist, 3/4-6, 2016
Swept in non-conf. series, road: at California, 5/13-15/2022
Swept MW series, home: vs. UNLV, 3/9-10, 2024
Swept MW series, road: at San Jose State, 5/22-23, 2021
Swept multiple MW series in a row: 3, 3/3/17-3/26/17
 at Air Force, vs. San José St., at UNLV
Swept in MW series, home:vs. San Diego State, 3/31-4/2, 2023
Swept in MW series, road: at Air Force, 5/8-9, 2021
Swept in multiple MW series in a row: 3, 4/2-5/9/2021
 at San Diego State, vs. Fresno State, at Air Force

WALK-OFFS

Won on last at-bat: 2/24/24
 Will Asby vs. S. Dakota State (12-11, 9 Inn.)
Back-to-back games won in last at-bat: 2/24/24
 vs. South Dakota State (12-11, 9-8)
Lost on last at-bat: 3/22/24
 vs. San Jose State
Scored two runs in last at-bat: 5/20/22
 vs. South Dakota State (13-2, run rule 7 innings)
Scored three runs in last at-bat: 2/24/24
 vs. Texas Tech (11-10, 9 innings)
Scored four runs in last at-bat: 5/20/22
 vs. Air Force (13-12, 9 innings)
Scored five runs in last at-bat: 5/20/22
 vs. Air Force (13-12, 9 innings)
Scored six runs in last at-bat: 5/20/22
 vs. Air Force (13-12, 9 innings)
Scored seven runs in last at-bat: 5/20/22
 vs. Air Force (13-12, 9 innings)
Scored nine runs in last at-bat: 3/21/99
 vs. TCU (17-16)
Allowed two runs in last at-bat: 3/18/23
 at Fresno State (8-9)
Allowed three runs in last at-bat: 4/2/21
 at San Diego State (9-10)
Allowed four runs in last at-bat: 4/2/21
 at San Diego State (9-10)
Allowed five runs in last at-bat: 4/2/21
 at San Diego State (9-10)
Allowed six runs in last at-bat: 4/2/21
 at San Diego State (9-10)

* = School record

= Mountain West record

2023 NEW MEXICO OVERALL STATS

Record: 26-25 Home: 17-11 Away: 6-13 Neutral: 3-1 MW: 13-17

Date	Opponent	Score	Player	avg	slug	ob%	g	ab	r	h	2b	3b	hr	rbi	bb	so	sb	cs	e
#2/17	vs #23 Oregon State	w 7-2	DITZENBERGER, D	.437	.563	.490	37	135	42	59	9	1	2	27	15	19	6	0	2
#2/18	vs UC Santa Barbara	w 3-1	ASHBY, Lenny Juni	.381	.595	.455	51	210	46	80	18	0	9	51	26	25	0	1	4
#2/19	vs #23 Oregon State	L 6-14	RUNION, Braydon	.357	.629	.398	51	213	48	76	23	4	9	56	11	51	1	2	1
#2/20	vs Minnesota	w 4-3	HOLLAND, Jake	.333	.633	.371	41	150	29	50	7	1	12	39	8	32	0	0	2
2/24	NORTHERN COLORADO	w 30-1	SPENRATH, Reed	.321	.721	.421	50	190	54	61	11	4	19	65	34	70	3	0	2
2/25	NORTHERN COLORADO	w 11-3	DAVID, Jeffrey	.306	.472	.349	42	193	38	59	13	5	3	41	11	27	3	2	6
2/25	NORTHERN COLORADO	w 18-2	PIGFORD, Deylan	.297	.503	.389	45	145	39	43	9	3	5	13	17	35	8	2	4
3/3	ST. BONAVENTURE	w 14-4	WEISSENBORN, C	.291	.385	.360	51	179	36	52	10	2	1	27	19	37	3	0	8
3/4	ST. BONAVENTURE	L 8-17	DIXON, Devon	.274	.445	.346	49	164	38	45	10	0	6	27	16	29	2	1	6
3/4	ST. BONAVENTURE	w 20-3	-----																
3/5	ST. BONAVENTURE	w 16-6	HERD, Caleb	.429	.571	.556	9	7	3	3	1	0	0	1	2	1	0	0	0
3/7	at Texas Tech	L 3-6	OLSON, Justin	.367	.822	.504	37	90	24	33	2	0	13	31	25	27	0	0	2
*3/10	AIR FORCE	L 7-9	STEPHENS, Sean	.349	.508	.388	37	63	11	22	5	1	1	8	3	11	4	2	1
*3/11	AIR FORCE	w 15-0	SMITH, Kyle	.271	.614	.469	28	70	17	19	3	3	5	13	16	17	2	0	0
*3/12	AIR FORCE	w 11-4	KINKADE, Konner	.268	.446	.425	35	56	13	15	4	0	2	12	15	8	0	0	4
3/14	at Grand Canyon	L 8-11	CARRIS, Akili	.143	.143	.250	8	7	2	1	0	0	0	0	0	2	0	0	1
*3/17	at Fresno State	L 3-5	FELIX, Dominic	.000	.000	.125	6	7	1	0	0	0	0	1	1	0	0	0	1
*3/18	at Fresno State	L 8-9	DEWYER, Trent	.000	.000	.000	2	0	0	0	0	0	0	0	0	0	0	0	0
*3/19	at Fresno State	w 7-2	STANFIELD, Alec	.000	.000	.000	1	0	0	0	0	0	0	0	0	0	0	0	0
3/21	NEW MEXICO STATE	L 0-2	STEINKAMP, Arthu	.000	.000	.000	15	0	0	0	0	0	0	0	0	0	0	0	0
*3/24	at Nevada	w 9-5	STILL, Justin	.000	.000	.000	17	0	0	0	0	0	0	0	0	0	0	0	0
*3/25	at Nevada	w 12-1	JACKSON, Jaren	.000	.000	.000	12	0	0	0	0	0	0	0	0	0	0	0	0
3/28	#22 TEXAS TECH	w 11-10	ITURRALDE, Adolfo	.000	.000	.000	8	0	0	0	0	0	0	0	0	0	0	0	0
*3/31	SAN DIEGO STATE	L 3-5	FLORES, Junior	.000	.000	.000	1	0	0	0	0	0	0	0	0	0	0	0	0
*4/1	SAN DIEGO STATE	L 1-3	MARTINEZ, Jordan	.000	.000	.000	5	0	0	0	0	0	0	0	0	0	0	0	0
*4/2	SAN DIEGO STATE	L 7-19	RUSSELL, Brett	.000	.000	.000	5	0	0	0	0	0	0	0	0	0	0	0	0
*4/6	SAN JOSE STATE	w 16-8	BAKER-LIVINGSTO	.000	.000	.000	10	0	0	0	0	0	0	0	0	0	0	0	0
*4/7	SAN JOSE STATE	L 3-8	GALLEGOS, Isaac	.000	.000	.000	12	0	0	0	0	0	0	0	0	0	0	0	0
*4/8	SAN JOSE STATE	L 3-14	HUDSON, Terrell	.000	.000	.000	10	0	0	0	0	0	0	0	0	0	0	0	0
4/11	CSU PUEBLO	w 8-7	LIVELY, Tristin	.000	.000	.000	13	0	0	0	0	0	0	0	0	0	0	0	1
4/12	CSU PUEBLO	L 6-8	MCBROOM, Brian	.000	.000	.000	25	0	0	0	0	0	0	0	0	0	0	0	1
4/18	at New Mexico State	w 13-0	EGLOFF, Riley	.000	.000	.000	13	0	0	0	0	0	0	0	0	0	0	0	2
*4/21	at Air Force	L 6-9	BANNISTER, Wil	.000	.000	.000	16	0	0	0	0	0	0	0	0	0	0	0	1
*4/23	at Air Force	w 12-1	Totals	.329	.560	.407	51	1879	441	618	125	24	87	412	219	391	32	10	49
*4/23	at Air Force	L 8-13	Opponents	.304	.464	.370	51	1770	324	538	112	23	42	300	155	341	32	16	61
4/25	at Arizona	L 8-11																	
*4/28	FRESNO STATE	w 16-10																	
*4/29	FRESNO STATE	w 17-7																	
*4/30	FRESNO STATE	w 6-5																	
5/2	NEW MEXICO STATE	w 14-6																	
*5/5	at UNLV	w 13-5	Player	era	w-l	app	gs	cg	sh	sv	ip	h	r	er	bb	so	avg	hr	
*5/6	at UNLV	L 5-7	GALLEGOS, Isaac	4.35	4-2	12	12	0	0	0	70.1	69	46	34	32	60	.253	4	
*5/7	at UNLV	L 3-8	LIVELY, Tristin	4.42	6-4	13	13	1	0	0	77.1	83	42	38	23	62	.277	5	
*5/12	NEVADA	w 9-5	EGLOFF, Riley	6.05	7-3	13	13	0	0	0	74.1	95	55	50	21	67	.310	12	
*5/12	NEVADA	L 8-9	-----																
*5/13	NEVADA	L 6-8	DEWYER, Trent	0.00	0-0	2	0	0	0	0	2.2	3	0	0	0	1	.300	0	
*5/14	NEVADA	w 7-3	STEINKAMP, Arthur	2.81	0-1	15	0	0	0	0	25.2	27	12	8	4	12	.273	1	
5/16	at New Mexico State	L 0-8	ITURRALDE, Adolfo	4.00	0-0	8	0	0	0	0	9.0	9	5	4	2	9	.281	1	
*5/18	at San Diego State	L 3-5	MCBROOM, Brian	5.53	4-2	25	0	0	0	3	40.2	47	28	25	11	39	.290	3	
*5/19	at San Diego State	L 3-4	STILL, Justin	5.91	0-1	17	0	0	0	0	21.1	22	14	14	16	20	.268	1	
*5/20	at San Diego State	L 6-8	JACKSON, Jaren	7.46	3-2	12	8	0	0	1	44.2	61	38	37	12	32	.318	2	
			HUDSON, Terrell	8.10	1-2	10	0	0	0	0	13.1	18	12	12	4	10	.327	4	
			BAKER-LIVINGSTON	8.62	0-4	10	4	0	0	0	24.0	40	24	23	10	10	.374	1	
			BANNISTER, Wil	9.47	1-3	16	1	0	0	1	19.0	31	21	20	8	11	.369	3	
			MARTINEZ, Jordan	12.86	0-0	5	0	0	0	0	7.0	10	10	10	5	1	.357	1	
			RUSSELL, Brett	17.47	0-1	5	0	0	0	0	5.2	16	12	11	4	7	.500	3	
			STANFIELD, Alec	54.00	0-0	1	0	0	0	0	0.1	3	2	2	2	0	1.000	0	
			FLORES, Junior	81.00	0-0	1	0	0	0	0	0.1	4	3	3	1	0	.800	1	
			Totals	5.95	26-25	51	51	1	2	5	435.2	538	324	288	155	341	.304	42	
			Opponents	8.02	25-26	51	51	1	2	15	433.1	618	441	386	219	391	.329	87	

LOB - Team (414), Opp (376). DPs turned - Team (48), Opp (33). CI - Team (0), Opp (1). IBB - Team (6), SPENRATH, R. 3, OLSON, J. 2, PIGFORD, D. 1, Opp (8). Picked off - PIGFORD, D. 1, DIXON, D. 1, STEPHENS, S. 1, DAVID, J. 1.

= Sanderson Ford College Baseball Class
* = Conference game

PB - Team (2), SMITH, K. 2, Opp (2). Pickoffs - Team (2), EGLOFF, R. 2, Opp (3). SBA/ATT - HOLLAND, J. (25-31), SMITH, K. (7-17), GALLEGOS, I. (7-10), LIVELY, T. (5-9), JACKSON, J. (8-8), EGLOFF, R. (6-8), MCBROOM, B. (1-4), ITURRALDE, A (1-3), BAKER-LIVING (2-3), STILL, J. (1-2), STEINKAMP, A (1-1).

2023 NEW MEXICO CONFERENCE STATS

Record: 13-17 Home: 8-8 Away: 5-9 MW: 13-17

Date	Opponent	Score	Player	avg	slug	ob%	g	ab	r	h	2b	3b	hr	rbi	bb	so	sb	cs	e
*3/10	AIR FORCE	L 7-9	DITZENBERGER, D	.405	.544	.440	21	79	16	32	6	1	1	12	5	11	2	0	2
*3/11	AIR FORCE	w 15-0	ASHBY, Lenny Juni	.373	.579	.449	30	126	25	47	11	0	5	27	14	17	0	0	3
*3/12	AIR FORCE	w 11-4	SPENRATH, Reed	.353	.793	.433	29	116	32	41	6	3	13	37	17	44	1	0	2
*3/17	at Fresno State	L 3-5	RUNION, Braydon	.316	.579	.361	30	133	24	42	14	3	5	31	7	31	0	2	1
*3/18	at Fresno State	L 8-9	HOLLAND, Jake	.309	.521	.343	25	94	15	29	5	0	5	17	4	17	0	0	2
*3/19	at Fresno State	w 7-2	WEISSENBORN, C	.286	.384	.352	30	112	18	32	6	1	1	18	12	24	3	0	7
*3/24	at Nevada	w 9-5	DIXON, Devon	.274	.415	.325	29	106	22	29	6	0	3	13	7	19	1	0	3
*3/25	at Nevada	w 12-1	DAVID, Jeffrey	.272	.379	.324	22	103	17	28	7	2	0	16	6	13	0	1	4
*3/31	SAN DIEGO STATE	L 3-5	PIGFORD, Deylan	.243	.446	.341	25	74	16	18	4	1	3	4	8	20	3	2	4
*4/1	SAN DIEGO STATE	L 1-3	-----																
*4/2	SAN DIEGO STATE	L 7-19	HERD, Caleb	.500	.500	.500	3	2	1	1	0	0	0	0	0	1	0	0	0
*4/6	SAN JOSE STATE	w 16-8	STEPHENS, Sean	.394	.606	.459	20	33	8	13	4	0	1	5	3	6	4	2	1
*4/7	SAN JOSE STATE	L 3-8	OLSON, Justin	.310	.793	.481	22	58	18	18	1	0	9	22	19	16	0	0	1
*4/8	SAN JOSE STATE	L 3-14	SMITH, Kyle	.297	.703	.490	15	37	14	11	2	2	3	8	8	8	1	0	0
*4/21	at Air Force	L 6-9	KINKADE, Konner	.231	.436	.362	19	39	7	9	2	0	2	9	8	6	0	0	3
*4/23	at Air Force	w 12-1	CARRIS, Akili	.000	.000	.000	1	1	0	0	0	0	0	0	0	0	0	0	1
*4/23	at Air Force	L 8-13	MARTINEZ, Jordan	.000	.000	.000	1	0	0	0	0	0	0	0	0	0	0	0	0
*4/28	FRESNO STATE	w 16-10	RUSSELL, Brett	.000	.000	.000	1	0	0	0	0	0	0	0	0	0	0	0	0
*4/29	FRESNO STATE	w 17-7	FELIX, Dominic	.000	.000	.000	1	0	0	0	0	0	0	0	0	0	0	0	1
*4/30	FRESNO STATE	w 6-5	BAKER-LIVINGSTO	.000	.000	.000	1	0	0	0	0	0	0	0	0	0	0	0	0
*5/5	at UNLV	w 13-5	ITURRALDE, Adolfo	.000	.000	.000	3	0	0	0	0	0	0	0	0	0	0	0	0
*5/6	at UNLV	L 5-7	STEINKAMP, Arthu	.000	.000	.000	10	0	0	0	0	0	0	0	0	0	0	0	0
*5/7	at UNLV	L 3-8	JACKSON, Jaren	.000	.000	.000	5	0	0	0	0	0	0	0	0	0	0	0	0
*5/12	NEVADA	w 9-5	HUDSON, Terrell	.000	.000	.000	5	0	0	0	0	0	0	0	0	0	0	0	0
*5/12	NEVADA	L 8-9	GALLEGOS, Isaac	.000	.000	.000	9	0	0	0	0	0	0	0	0	0	0	0	0
*5/13	NEVADA	L 6-8	LIVELY, Tristin	.000	.000	.000	10	0	0	0	0	0	0	0	0	0	0	0	0
*5/14	NEVADA	w 7-3	STILL, Justin	.000	.000	.000	11	0	0	0	0	0	0	0	0	0	0	0	0
*5/18	at San Diego State	L 3-5	BANNISTER, Wil	.000	.000	.000	8	0	0	0	0	0	0	0	0	0	0	0	1
*5/19	at San Diego State	L 3-4	EGLOFF, Riley	.000	.000	.000	10	0	0	0	0	0	0	0	0	0	0	0	2
*5/20	at San Diego State	L 6-8	MCBROOM, Brian	.000	.000	.000	14	0	0	0	0	0	0	0	0	0	0	0	0
Totals				.314	.542	.390	30	1113	233	350	74	13	51	219	118	233	15	7	38
Opponents				.296	.450	.372	30	1057	199	313	59	16	24	181	105	207	19	8	31

= Sanderson Ford College Baseball Classification
 * = Conference game

LOB - Team (245), Opp (234). DPs turned - Team (31), Opp (15). CI - Team (0), Opp (1). IBB - Team (5), OLSON, J. 2, SPENRATH, R. 2, PIGFORD, D. 1, Opp (7). Picked off - PIGFORD, D. 1, STEPHENS, S. 1, DAVID, J. 1.

Player	era	w-l	app	gs	cg	sh	sv	ip	h	r	er	bb	so	avg	hr
LIVELY, Tristin	4.41	4-3	10	10	1	0	0	63.1	66	35	31	21	49	.269	4
GALLEGOS, Isaac	5.04	2-2	9	9	0	0	0	55.1	62	43	31	28	47	.279	2
EGLOFF, Riley	7.06	4-3	10	10	0	0	0	57.1	82	50	45	19	47	.337	10

MARTINEZ, Jordan	0.00	0-0	1	0	0	0	0	1.1	0	0	0	1	0	.000	0
STEINKAMP, Arthur	2.55	0-1	10	0	0	0	0	17.2	17	9	5	1	9	.243	1
ITURRALDE, Adolfo	4.50	0-0	3	0	0	0	0	2.0	2	1	1	1	1	.286	1
JACKSON, Jaren	4.72	1-1	5	1	0	0	1	13.1	12	7	7	6	9	.240	0
MCBROOM, Brian	6.35	2-2	14	0	0	0	1	22.2	26	17	16	8	20	.286	2
STILL, Justin	9.82	0-1	11	0	0	0	0	11.0	17	12	12	9	13	.347	1
HUDSON, Terrell	10.12	0-2	5	0	0	0	0	5.1	7	6	6	3	4	.304	1
BANNISTER, Wil	13.50	0-2	8	0	0	0	0	8.2	16	14	13	6	5	.400	1
BAKER-LIVINGSTON	13.50	0-0	1	0	0	0	0	1.1	3	2	2	2	0	.429	0
RUSSELL, Brett	18.00	0-0	1	0	0	0	0	1.0	3	3	2	0	3	.429	1

Totals	5.84	13-17	30	30	1	1	2	260.1	313	199	169	105	207	.296	24
Opponents	7.23	17-13	30	30	0	0	9	261.1	350	233	210	118	233	.314	51

PB - Team (1), SMITH, K. 1, Opp (1). Pickoffs - Team (2), EGLOFF, R. 2, Opp (2). SBA/ATT - HOLLAND, J. (16-21), GALLEGOS, I. (6-9), SMITH, K. (3-6), LIVELY, T. (3-5), EGLOFF, R. (3-5), JACKSON, J. (4-4), ITURRALDE, A (1-1), MCBROOM, B. (1-1), BAKER-LIVING (0-1), STEINKAMP, A (1-1).

Score by innings	1	2	3	4	5	6	7	8	9	EX	Total
New Mexico	24	37	37	28	18	27	14	31	16	1	233
Opponents	29	15	13	24	14	27	40	22	13	2	199

SANTA ANA STAR FIELD · ALBUQUERQUE, N.M.

Santa Ana Star Field has become one of the toughest places for opponents to play in college baseball as The University of New Mexico baseball team is 166-98-2 (.629) since returning to its former location on March 24, 2013 after nine seasons at Isotopes Park.

For decades the home of UNM baseball was known as Lobo Field, but thanks to a 10-year, \$1 million naming rights gift from Tamaya Enterprises, Lobo Field was rechristened Santa Ana Star Field on Dec. 11, 2015.

“We are delighted to strengthen our relationship with Tamaya Enterprises, who have been long-standing supporters of the Lobos,” said former UNM Vice President for Athletics Paul Krebs. “The field naming rights is a great example of their commitment to the community and provides us an opportunity for Lobo Athletics to

UNM BASEBALL AT SANTA ANA STAR FIELD

YEAR	W	L	T	.PCT
2013	14	2	0	.875
2014	23	8	1	.734
2015	20	10	0	.667
2016	19	8	0	.704
2017	19	10	0	.655
2018	11	14	1	.442
2019	14	16	0	.467
2020	9	1	0	.900
2021	9	6	0	.600
2022	11	13	0	.458
2023	17	10	0	.630
2024	11	7	0	.667
TOTALS	177	105	2	.631

That was the second major announcement regarding the facility in a three-week span in 2015 as on Nov. 20, the UNM Board of Regents approved construction for the \$2.3 million R.D. and Joan Dale Hubbard Clubhouse.

“This has been a long process, but I want to thank the Hubbards, Scott Grady and his family, our administration, Vice President for Athletics Paul Krebs, and everyone on main campus that helped this project,” UNM head coach Ray Birmingham said. “I could go on for hours thanking people because so many have

















helped make this possible.”

Santa Ana Star Field received a major upgrade that started before the 2013 season. It received a FieldTurf playing surface, upgraded scoreboard, dugouts, bullpens, and bleachers as a part of the first phase of the Santa Ana Star Field renovation. Further renovations and phases will enhance the concessions areas, the fan plaza between Santa Ana Star Field and the softball field, the press box and the bleachers. Lights were installed in the fall of 2013.

“We have lights because of (former Lobo) Dee Dennis and a bunch of guys who chipped in to help me and Dee do this,” Birmingham said. “This is Lobo Field. This is (the state of) New Mexico’s baseball field, at least that’s how I feel about it. ... There will not only be Lobo games on here, but there will also be state championship games here. We hope to bring in some great big tournaments over the years to this city and let our kids experience the world. We think New Mexico kids can get the rest of the experiences that the rest of the country has, then they will grow faster and realize they’re as good as anybody.”

Santa Ana Star Field is located south of The Pit. Exit off I-25, just south of the Big-I, at Avenida Cesar Chavez and head east. Turn right (south) on University Boulevard. The Pit and the UNM Ticket Office will be on the right. Turn right into the first entrance just past The Pit. Drive through The Pit parking lot, passing the Ticket Office on your right. Santa Ana Star Field will be on your left.

TV / PHOTO ROSTER





TOD BROWN

HEAD COACH

Tod Brown was named the 12th Lobo Baseball Head Coach on June 17, 2021. He enters the 2024 season in his third year at the helm.

In Brown's second season, the Lobos posted their best winning percentage in a full season since 2017 (.510), finishing fifth in the Mountain West standings (26-25, 13-17 MW) and leading the league in a variety of categories including team batting average (.328), runs (441), RBI (411), triples (24), home runs (87), slugging % (.559) and

on-base % (.406). UNM also improved from a 9.06 ERA as a team in Brown's first season to a 5.95 ERA — the program's lowest in a single season since 2016 — while averaging only 3.20 walks per nine innings, its fewest since 2014. Following the completion of that season, RHP Isaac Gallegos became the first UNM player coached by Brown to be selected in the MLB Draft, going in the 16th Round to the Atlanta Braves.

The 2023 Lobos ranked in the Top 10 in the country in a variety of team statistical categories:

No. 3 in Batting Average (.329)

No. 9 in Double Plays per Game (0.94)

No. 5 in Doubles Per Game (2.45)

No. 10 in Runs per Game (8.60)

No. 4 in Slugging Percentage (.560)

No. 5 in Triples (24) and Triples per Game (0.47)

No. 10 in Walks Allowed per Nine Innings (3.20)

Following the 2023 season, the Lobos also got three All-MW selections — first baseman Reed Spenrath was a first-team selection, while third baseman Dylan Ditzenberger and left fielder Lenny Junior Ashby were second-team selections. Ditzenberger went on to be named a CSC Academic All-American for his efforts on the field and in the classroom. Both UNM teams that Brown has coached (2022, 2023) have earned the ABCA Team Academic Excellence Award for their academic accomplishments.

In the 2022 season — Brown's first season in Albuquerque — UNM went 21-33 and finished sixth in the MW standings, with Lenny Junior Ashby and Jeffrey David named to the All-MW Second Team.

PRIOR TO UNM

Brown came to New Mexico after a successful 14 years and 341 wins with North Dakota State, where he currently sits as the second-winningest coach in program history and is the all-time leader in wins per season (24.4). In 2021, Brown led the Bison to the 2021 NCAA Tournament, winning its first Division I postseason game 6-1 over Mountain West opponent Nevada. In the same season, NDSU broke a school record with 20 Summit League victories, besting the previous record of 19 set by his 2017 team, and posted an overall record of 42-19. The Bison also led the nation with 25 road wins and set new school records in strikeouts (474) and putouts (1,567) in a single season.

Brown is no stranger to winning — he owns the two highest single season win totals in NDSU history (42 wins in 2021, 40 wins in 2012), and the only two 40+ win seasons by the program. Brown also owns three of the top-five single-season win totals in NDSU history. Under Brown's leadership, NDSU has played in five Summit League championship games, winning it outright in 2021 and 2014, and qualified for the league's baseball championship eight out of the last 11 years.

Brown took the helm of NDSU in 2008 and turned around a program that had faced three consecutive losing seasons, posting just 38 wins from 2005-07. In 2012, NDSU won a then-school-record 40 games, including an 8-2 win over a No. 5-ranked Arizona team that went on to win the 2012 College World Series. North Dakota State had a school-record .973 fielding percentage and posted a team ERA of 3.38, which was the program's lowest ERA in 37 years.

In 2016, the Bison posted a 29-25 overall record and set a new record for home wins at Newman Outdoor Field with 17 victories. In addition, North Dakota State set a new single season record in saves (17). NDSU defeated No. 19-ranked Minnesota on April 26 in Fargo, marking the second-ever win over an NCAA Division I top-25 opponent.

In the Summit League, Brown has coached two Summit League Players of the Year, one Summit League Newcomer of the Year, 46 All-Summit League selections, 22 Summit

THE BROWN FILE

Education

University of Arizona 1989-94

Coaching Experience

2008-2021 Head Coach North Dakota State
2022-Present Head Coach University of New Mexico

Career Coaching Record (Year-By-Year)

School	Year	Record	Win Pct.
NDSU	2008	15-30	.333
NDSU	2009	16-28	.372
NDSU	2010	22-30	.423
NDSU	2011	22-32	.407
NDSU	2012	40-20	.667
NDSU	2013	26-27	.491
NDSU	2014	25-26	.490
NDSU	2015	21-30	.412
NDSU	2016	29-25	.537
NDSU	2017	31-25	.554
NDSU	2018	26-24	.520
NDSU	2019	19-24	.442
NDSU	2020*	8-9	.471
NDSU	2021	42-19	.689
NDSU	14 yrs	341-350	.493
UNM	2022	21-33	.390
UNM	2023	26-25	.541
UNM	2024	16-11	.593
UNM	3 yrs	63-69	.477
Career	17 yrs	404-419	.491

*Incomplete season due to COVID-19

League Players of the Week, and 30 Summit League Pitchers of the Week. Under his leadership, Brown has also led players to two Collegiate Baseball Freshmen All-America selections and two College Baseball National Players of the Week.

Not only does Brown produce talent on the field, but also in the classroom. During his tenure at NDSU, Brown has had three NCAA Postgraduate Scholarship Winners, one Senior CLASS Award All-America, one CoSIDA Academic All-America Athlete of the Year, nine CoSIDA Academic All-America selections, 11 CoSIDA Academic All-District selections, one Summit League Scholar-Athlete of the Year, 16 Summit League Academic All-League selections, and was twice honored by NCAA with Public Recognition for perfect APR scores (2012-13 and 2015-16).

The Tucson, Ariz. native, was a left-handed pitcher for the Arizona Wildcats from 1989-94, leading the team in 1992 to a Pac-10 Championship. In 1993 he won six games and saved eight, setting a record with 35 appearances as Arizona fell one game short of Omaha. Brown then made a career out of coaching college ball in the northern tier of the country. He came to NDSU after eight seasons in Ohio as the pitching coach and recruiting coordinator for Bowling Green State University.

During this time, he recruited or helped develop eight players who have reached the major leagues, including former UNM pitching standout Jamie Vermilyea, who played for the Lobos from 2001-03. This list also includes Jay Flaa, who made his MLB debut this year, J.J. Hardy and pitcher Tim Wood from Sabino High School, in Tucson, Ariz., outfielder Shelley Duncan and pitchers Josh Pearce and Ben Diggins at the University of Arizona, and pitcher Burke Badenhop and outfielder Nolan Reimold from Bowling Green.

After two years as the pitching coach at Sabino High School in Tucson, Ariz., Brown began his collegiate coaching career in 1999 as a volunteer assistant for Arizona. He worked with pitchers and catchers and was the first-base coach for the Wildcats, who qualified for an NCAA regional.

Brown was also a head coach for the San Francisco Seals of the California Coastal Collegiate League in the summer of 1999, compiling a 43-29 record and making a fourth-place finish in the National Baseball Congress World Series.

Tod and his wife Janet have a 23-year old son, Brooks, and a 20-year old daughter, Blake.



MICHAEL LOPEZ

ASSISTANT COACH: PITCHING

Michael Lopez, who previously served as head coach at Howard Community College in Big Spring, Texas, joined the Lobos in the 2021-22 season as a pitching coach. Lopez joined the Lobo squad after spending two seasons at the helm of the Howard program, bolstering a 48-19 overall record.

In the second season with Lopez coordinating UNM's pitching, the team's ERA improved from

9.06 to 5.95 — UNM's lowest since 2016. UNM pitchers under Lopez also posted their lowest WHIP (1.59) since 2015 and fewest walks per nine innings (3.20) since 2014 in the process, with RHP Isaac Gallegos selected in the 2023 MLB Draft following the season's completion.

Under Lopez, two Howard Hawks were named to the 2021 All-Region V Baseball Team, including pitcher Kris Anglin, who led the league in strikeouts (103). Howard's Ethan Coombes was second in the league in strikeouts, retiring 82 throughout the season. Prior to becoming the head coach of the Hawks, Lopez spent three years as an assistant coach under previous head coach, Rob Martinez.

During his time at Howard College, Lopez worked primarily with the pitchers and served as the recruiting coordinator. He has had over 40 players sign with Division I

schools during his tenure, three players sign contracts with professional teams, and three players selected as NJCAA All-Americans.

Lopez originally came to Howard College after a one-year stint with a brand-new NAIA program, Marymount California University (MCU). During his one year at MCU, Lopez was named the associate head coach and helped with day-to-day recruiting. In the first year of the program, Lopez helped the Mariners win the CAL PAC Conference Championship and reach the 2016 West Grouping Championship. Lopez had three players selected to the 2016 All-California Pacific Conference Team while also coaching the CAL PAC conference player of the year and the CAL PAC Freshman of the year.

Prior to coaching at Marymount California University, Lopez was the volunteer assistant coach for two seasons at the University of Arizona under head coach Andy Lopez. Lopez assisted with the pitchers during practices and helped run the bullpen during games. Off the field, his job consisted of preparing scouting reports on opposing teams, directing the Andy Lopez Baseball Camp, and assisting with recruiting. Lopez's collegiate career in baseball includes four years (2009-2012) at the University of Arizona. Lopez was named captain of the 2012 team, which won the NCAA National Championship in Omaha, Nebraska.

Lopez graduated from The University of Arizona in 2013 with a bachelor's degree in family studies.



MATT RISDON

ASSISTANT COACH / RECRUITING COORDINATOR

Matt Risdon joined the Lobo Family in 2022 as a volunteer assistant coach, and he currently serves recruiting coordinator and assistant coach. Risdon was previously at Lenoir-Rhyne University for three seasons. Risdon was a Division I catcher at Western Illinois for two seasons and served on the coaching staff for the Fighting Leathernecks from August 2015-July 2019.

Last season, Risdon-coached hitters posted

UNM's highest team batting average since 2013 (.328) — good for best in the conference and No. 3 in NCAA D-I — while leading the MWC in OPS, hits, runs, triples, RBI and home runs. The Lobos' .974 fielding percentage in 2022 was the second-best in program history and best in the MWC, and their 48 double plays turned was the most in the conference.

In 2022, Risdon helped Lenoir-Rhyne University to the best season in program history with a 46-13 overall record and a record 25 wins at home. The Bears would post a 19-game winning streak, the longest in program history, and were ranked as high as

No. 11 in the nation. The Bears would capture just the third SAC Tournament title in program history and advanced to just the second NCAA Tournament appearance in team history. Risdon was the catching coach and assisted with hitting and recruiting. In 2022 the Bears broke multiple offensive records such as: home runs, runs, RBIs, walks, HBPs, hits, as well as many other team records. The Bears season was capped off with their senior catcher, Nick Clarno, signing with the Atlanta Braves.

Risdon began his coaching career as the Director of Baseball Operations with WIU in August 2015 and served in that role for one season before being named the program's graduate assistant. After finishing his Master in Sports Management in May 2017, Risdon earned the title of assistant coach and recruiting coordinator prior to the 2018 campaign. Risdon was primarily responsible for catchers and assisted with hitting and infielders while also serving as the third base coach. Risdon helped with defensive positioning and discussed hitting approach with players during game review. Risdon also helped with administrative duties such as: travel, team meals, fundraising, scouting, and monitoring student-athlete academic eligibility.

Risdon played in 40 career games for Western Illinois. He earned his bachelor's degree in exercise science in 2015.



JUSTIN MITCHELL

ASSISTANT COACH: HITTING

Justin Mitchell joined the Lobo Family in August of 2023 and he serves as assistant coach. He will handle UNM's catchers as well as hitting for head coach Tod Brown.

Mitchell spent the 2023 season as a graduate assistant coach at K-State under Pete Hughes. The 2023 Wildcats went 35-24 and advanced to the semifinals of the Big 12 Championship. His G.A. stint came after he

played one season at K-State, hitting .308 with five homers and 22 RBIs over 52 games, playing catcher as a grad transfer. Mitchell played four seasons at Oklahoma, where he graduated. Over his time he played in 116 games, hitting .261 with two homers and 38 RBIs. He recorded 991 career putouts as a catcher. He graduated from Oklahoma in 2022.

NEW MEXICO 2024 FIELDING STATS

Player	c	po	a	e	fld%	dp	sba	csb	sba%	pb	ci
26 MANSY, Luke	19	8	11	0	1.000	2	0	0	---	0	0
27 LOPEZ, David	12	2	10	0	1.000	0	7	0	1.000	0	0
47 OTT, Ethan	9	9	0	0	1.000	1	0	0	---	0	0
10 MUNGUIA, Austin	6	6	0	0	1.000	0	0	0	---	0	0
39 CASTILLO, Ryan	3	0	3	0	1.000	0	3	1	.750	0	0
23 JACKSON, Jaren	2	0	2	0	1.000	0	4	1	.800	0	0
31 PENGELLY, Dayne	2	0	2	0	1.000	0	5	0	1.000	0	0
48 NEIL, Andrew	1	1	0	0	1.000	0	2	0	1.000	0	0
19 STILL, Justin	1	1	0	0	1.000	0	1	0	1.000	0	0
29 HARDY, Wyatt	1	1	0	0	1.000	0	1	0	1.000	0	0
22 BAKER-LIVINGSTON,Be	1	0	1	0	1.000	0	0	0	---	0	0
43 TRUJILLO, Gene	1	1	0	0	1.000	0	0	0	---	0	0
30 SPENRATH, Reed	296	274	19	3	.990	32	0	0	---	0	0
18 HOLLAND, Jake	194	172	20	2	.990	0	23	5	.821	3	0
11 STEPHENS, Sean	53	51	1	1	.981	0	0	0	---	0	0
24 SMITH, Kyle	81	75	4	2	.975	0	21	0	1.000	0	0
14 CARRIS, Akili	39	14	24	1	.974	0	0	0	---	0	0
3 DIXON, Devon	156	47	103	6	.962	26	0	0	---	0	0
2 WEISSENBORN, Chase	49	16	31	2	.959	14	0	0	---	0	0
8 KINKADE, Konner	85	33	48	4	.953	11	0	0	---	0	0
15 WALKER, Khalil	62	58	1	3	.952	0	0	0	---	0	0
12 ASBY, Will	52	49	0	3	.942	0	0	0	---	0	0
4 WOOD, Tye	41	36	1	4	.902	0	0	0	---	0	0
9 MCALISTER, Josh	43	7	30	6	.860	4	0	0	---	0	0
40 BANNISTER, Wil	8	1	5	2	.750	0	2	1	.667	0	0
33 PURSER, Daxton	4	0	3	1	.750	0	5	4	.556	0	0
34 BARNHOUSE, Josh	4	1	2	1	.750	0	3	1	.750	0	0
35 STEINKAMP, Arthur	6	3	1	2	.667	0	4	0	1.000	0	0
13 RUSSELL, Brett	3	1	1	1	.667	0	6	0	1.000	0	0
41 ROMERO, Blane	0	0	0	0	.000	0	0	0	---	0	0
38 LEHMBECK, Blake	0	0	0	0	.000	0	0	0	---	0	0
17 MOGEN, Cristian	0	0	0	0	.000	0	0	0	---	0	0
6 MCBROOM, Brian	0	0	0	0	.000	0	1	0	1.000	0	0
Totals	1234	867	323	44	.964	33	44	8	.846	3	0
Opponents	1179	852	286	41	.965	27	30	11	.732	3	0

Hitting minimums - 1 Games 1 AB 2.0 AB/Game 1 TPA 2.0 TPA/Game

Pitching minimums - 1 Games 1.0 IP/Game

NEW MEXICO 2024 OVERALL STATS

Record: 17-17 Home: 12-9 Away: 3-6 Neutral: 2-2 MW: 8-7

Player	avg	gp-gs	ab	r	h	2b	3b	hr	rbi	tb	slg%	bb	hp	so	gdp	ob%	sf	sh	sb-att	po	a	e	fld%	
18 HOLLAND, Jake	.392	26-25	97	29	38	13	1	13	45	92	.948	9	2	20	3	.434	5	0	0-0	172	20	2	.990	
15 WALKER, Khalil	.379	30-23	95	27	36	5	0	0	12	41	.432	19	1	14	0	.483	1	4	1-4	58	1	3	.952	
30 SPENRATH, Reed	.346	34-33	127	32	44	12	4	7	28	85	.669	27	2	36	0	.468	0	0	4-4	274	19	3	.990	
8 KINKADE, Konner	.342	27-19	79	18	27	5	0	0	21	32	.405	10	5	15	3	.438	2	2	0-0	33	48	4	.953	
12 ASBY, Will	.305	34-32	131	37	40	12	1	7	34	75	.573	20	5	17	0	.411	2	1	1-1	49	0	3	.942	
11 STEPHENS, Sean	.296	28-21	81	11	24	1	2	0	11	29	.358	12	5	15	2	.418	0	0	8-13	51	1	1	.981	
4 WOOD, Tye	.293	31-29	92	29	27	4	0	2	18	37	.402	25	12	22	4	.496	0	0	11-13	36	1	4	.902	
9 MCALISTER, Josh	.286	20-18	70	14	20	3	1	3	13	34	.486	8	1	21	1	.367	0	2	3-3	7	30	6	.860	
3 DIXON, Devon	.230	33-33	113	23	26	6	1	2	18	40	.354	20	2	28	5	.353	1	1	1-1	47	103	6	.962	

43 TRUJILLO, Gene	.393	14-6	28	10	11	2	0	3	9	22	.786	3	1	8	0	.455	1	0	0-0	1	0	0	1.000	
10 MUNGUIA, Austin	.333	5-0	3	0	1	0	0	0	0	1	.333	0	0	1	0	.333	0	0	0-0	6	0	0	1.000	
47 OTT, Ethan	.327	18-15	55	10	18	4	0	2	15	28	.509	10	3	19	0	.449	1	0	0-0	9	0	0	1.000	
24 SMITH, Kyle	.313	21-15	67	18	21	8	0	2	16	35	.522	9	6	13	3	.439	0	0	1-2	75	4	2	.975	
14 CARRIS, Akili	.308	18-17	65	16	20	5	0	0	16	25	.385	5	0	15	1	.352	1	2	0-0	14	24	1	.974	
2 WEISSENBORN, Chase	.279	13-13	43	2	12	3	0	0	7	15	.349	4	0	12	0	.340	0	0	0-0	16	31	2	.959	
26 MANSY, Luke	.194	14-7	31	8	6	1	0	0	3	7	.226	12	0	5	0	.419	0	1	0-0	8	11	0	1.000	
48 NEIL, Andrew	.000	3-0	0	2	0	0	0	0	0	0	.000	0	0	0	0	.000	0	0	0-0	1	0	0	1.000	
Totals	.315	34	1177	286	371	84	10	41	266	598	.508	193	45	261	22	.426	14	13	30-41	867	323	44	.964	
Opponents	.342	34	1248	311	427	101	18	47	287	705	.565	156	48	255	29	.429	18	9	44-52	852	286	41	.965	

LOB - Team (304), Opp (301). DPs turned - Team (33), Opp (27). IBB - Team (2), SPENRATH, R. 1, MCALISTER, J 1. Picked off - WALKER, K. 2, STEPHENS, S. 2, WEISSENBORN 1, WOOD, T. 1.

(All games Sorted by Earned run avg)

Player	era	w-l	app	gs	cg	sho	sv	ip	h	r	er	bb	so	2b	3b	hr	b/avg	wp	hp	bk	sfa	sha
40 BANNISTER, Wil	5.50	1-0	12	5	0	0/0	1	34.1	44	23	21	16	21	9	2	2	.303	3	5	0	1	1
27 LOPEZ, David	7.21	3-1	9	7	0	0/0	0	43.2	59	39	35	17	27	15	1	5	.322	2	4	0	1	4

17 MOGEN, Cristian	0.00	1-0	1	0	0	0/0	0	2.0	2	0	0	0	0	1	0	0	.250	0	0	0	0	0
22 BAKER-LIVINGSTON,Be	3.00	0-0	2	2	0	0/0	0	6.0	6	2	2	1	8	1	0	0	.286	1	2	0	1	0
19 STILL, Justin	5.25	1-0	11	0	0	0/0	1	12.0	13	9	7	13	10	1	1	1	.295	2	3	0	1	0
33 PURSER, Daxton	6.39	0-2	9	6	0	0/0	0	31.0	32	25	22	25	32	8	1	2	.264	3	7	2	0	1
13 RUSSELL, Brett	9.00	2-0	10	2	0	0/0	0	25.0	31	27	25	7	22	10	1	5	.301	4	2	0	1	0
6 MCBROOM, Brian	9.24	1-0	13	0	0	0/0	3	12.2	18	13	13	5	11	3	1	4	.321	0	3	1	1	0
35 STEINKAMP, Arthur	9.43	1-1	12	0	0	0/0	0	21.0	36	25	22	7	11	11	4	2	.371	3	4	0	2	0
31 PENGELLY, Dayne	9.53	3-3	7	5	0	0/0	0	22.2	45	31	24	15	25	10	3	4	.409	9	5	2	1	2
34 BARNHOUSE, Josh	10.80	1-2	12	1	0	0/0	1	21.2	34	28	26	14	22	8	1	7	.366	1	1	0	3	0
23 JACKSON, Jaren	10.93	2-5	11	2	0	0/0	1	28.0	50	36	34	16	31	10	0	10	.391	2	6	0	4	1
39 CASTILLO, Ryan	12.18	1-2	7	2	0	0/0	0	17.0	31	25	23	4	20	9	2	2	.403	3	4	0	2	0
38 LEHMBECK, Blake	13.50	0-0	2	0	0	0/0	0	2.0	6	3	3	1	2	2	1	0	.500	2	0	0	0	0
29 HARDY, Wyatt	21.13	0-1	7	1	0	0/0	1	7.2	19	18	18	4	11	3	0	3	.452	1	0	0	0	0
48 NEIL, Andrew	22.50	0-0	3	1	0	0/0	0	2.0	1	5	5	9	2	0	0	0	.143	3	2	1	0	0
41 ROMERO, Blane	54.00	0-0	1	0	0	0/0	0	0.1	0	2	2	2	0	0	0	0	.000	0	0	0	0	0
Totals	8.75	17-17	34	34	0	0/0	8	289.0	427	311	281	156	255	101	18	47	.342	39	48	6	18	9
Opponents	7.92	17-17	34	34	1	1/0	6	284.0	371	286	250	193	261	84	10	41	.315	35	45	4	14	13

PB - Team (3), HOLLAND, J. 3, Opp (3). Pickoffs - Team (4), PURSER, D. 1, BARNHOUSE, J 1, RUSSELL, B. 1, BANNISTER, W 1, Opp (6). SBA/ATT - HOLLAND, J. (23-28), SMITH, K. (21-21), PURSER, D. (5-9), LOPEZ, D. (7-7), RUSSELL, B. (6-6), PENGELLY, D. (5-5), JACKSON, J. (4-5), CASTILLO, R. (3-4), BARNHOUSE, J (3-4), STEINKAMP, A (4-4), BANNISTER, W (2-3), NEIL, A. (2-2), STILL, J. (1-1), MCBROOM, B. (1-1), HARDY, W. (1-1).